Final Phase II Site Investigation Report
Strawberry Point, Martin State Airport
Middle River, Maryland

Prepared for:

Lockheed Martin Corporation

Prepared by:

Tetra Tech, Inc.
April 2009



Michael Martin, P.G.
Project Manager



Dev Murali, P.G.
Project Manager

TABLE OF CONTENTS

Section **Page**

1 INTRODUCTION....1–1

2 SITE OVERVIEW AND HISTORY 2-1

2.1 MARTIN STATE AIRPORT....2-1
2.2 STRAWBERRY POINT FACILITY....2-1
2.2.1 SP History 2-2
2.3 SUMMARY OF PREVIOUS INVESTIGATION....2-3
2.4 GEOLOGIC AND HYDROGEOLOC CONDITIONS....2-6

3 INVESTIGATION APPROACH AND METHODOLOGY 3-1

3.1 MOBILIZATION/DEMOBILIZATION 3-1
3.2 TEST PITS 3-2
3.3 DPT INVESTIGATION....3-3
3.4 TEMPORARY WELL POINTS 3-3
3.5 WELL POINT DEVELOPMENT AND SAMPLING....3-4
3.6 SAMPLE ANALYSES AND NOMENCLATURE....3-5
3.7 SURVEYING....3-6
3.8 SYNOPTIC WATER LEVEL MEASUREMENTS....3-6
3.9 WASTE MANAGEMENT 3-6

4 RESULTS.... 4-1

4.1 TEST PITS 4-1
4.2 DPT INVESTIGATION....4-1
4.3 GEOLOGIC SUMMARY 4-2
4.4 GROUNDWATER GAUGING AND HYDROGEOLOGY 4-2
4.5 ANALYTICAL RESULTS....4-3
4.5.1 Test Pit Results 4-4
4.5.2 Soil Boring Results 4-5
4.5.3 Groundwater Analytical Summary 4-7

5 SUMMARY.... 5-1

6 REFERENCES.... 6-1

APPENDIX A GEOPHYSICAL ANOMALIES
APPENDIX B MARYLAND AVIATION ADMINISTRATION (MAA) PERMIT
APPENDIX C TEST PIT PHOTOGRAPHS
APPENDIX D SOIL BORING LOGS
APPENDIX E FIELD DOCUMENTATION RECORDS
APPENDIX F INVESTIGATION DERIVED WASTE (IDW) MANIFESTS
APPENDIX G DATA VALIDATION RECORDS

TABLE OF CONTENTS (Continued)

LIST OF FIGURES

Figure 2-1	Location Map	2-8
Figure 2-2	Historical Structures as Existed in 1968 and Current	2-9
Figure 2-3	Current Structures	2-10
Figure 3-1a	Test Pit Locations – Gamma	3-11
Figure 3-1b	Test Pit Location – Inphase	3-12
Figure 3-1c	Test Pit Location – Terrain Conductivity	3-13
Figure 3-2a	Soil Boring/Well Point Locations – Gamma	3-14
Figure 3-2b	Soil Boring/Well Point Locations – Inphase	3-15
Figure 3-2c	Soil Boring/Well Point Locations – Terrain Conductivity	3-16
Figure 4-1a	Groundwater Elevations Contour Map, Shallow Temporary Well Points – September 2008	4-36
Figure 4-1b	Groundwater Elevations Contour Map, Shallow Temporary Well Points – November 2008	4-37

LIST OF TABLES

Table 3-1	Test Pit Rationale	3-8
Table 3-2	Task-Specific Analytical Requirements	3-10
Table 3-3	Soil Boring/Well Point Rationale	3-11
Table 4-1	Test Pit Observations	4-9
Table 4-2	Summary of Groundwater Elevation Data from Temporary Well Points (September and November 2008)	4-12
Table 4-3a	Test Pit Soil Analytical Results: Summary of Positive Detections	4-13
Table 4-3b	Statistical Summary of Test Pit Samples	4-21
Table 4-3c	Test Pit Soil Analytical Results: Summary of Positive Detections Versus ATC Criteria	4-23
Table 4-4a	Analytical Results of DPT Soil Sampling: Summary of Positive Detections	4-25
Table 4-4b	Analytical Results of DPT Soil Sampling: Statistical Summary	4-29
Table 4-4c	Analytical Results of DPT Soil Sampling: Summary of Positive Detections Versus ATC Criteria	4-30
Table 4-5a	Groundwater Analytical Results of Well Points: Summary of Positive Detections	4-31
Table 4-5b	Statistical Summary of Well Point Samples	4-34

ACRONYMS

µg/l	micrograms per liter
ATC	Anticipated Typical Concentration
AST	aboveground storage tank
bgs	below ground surface
cpm	counts per minute
DoD	U.S. Department of Defense
DOT	U.S. Department of Transportation
DPT	direct-push technology
DTW	depth to water
EM	electromagnetic
GPS	Global Positioning System
Hz	hertz
ID	internal diameter
IDW	investigation-derived waste
keV	kiloelectron volts
MAA	Maryland Aviation Administration
MANG	Maryland Air National Guard
MDE	Maryland Department of the Environment
MeV	megaelectron volts
mg/kg	milligram/kilogram
ml/min	milliliters per minute
MRC	Middle River Complex
MSA	Martin State Airport
MSL	mean sea-level
NRC	Nuclear Regulatory Commission
NTU	nephalometric turbidity unit
ORP	oxidation-reduction potential

PAH	polyaromatic hydrocarbons
PCBs	polychlorinated biphenyls
pCi/g	picocurie/gram
PID	photo-ionization detector
PVC	polyvinyl chloride
REC	Recognized Environmental Condition
NaI	sodium iodide
SB	soil boring
SP	Strawberry Point
SVOC	semi-volatile organic compound
TCLP	toxicity characteristic leachate procedure
TOC	top of casing
TP	test pit
USEPA	U.S. Environmental Protection Agency
UST	underground storage tank
VOC	volatile organic compound
WP	well point
WP/SB	well points/soil borings

Section 1
Introduction

This report documents the "Phase II Site Investigations" conducted at the wooded areas of the Strawberry Point (SP) facility during August and September 2008. SP is located in Middle River, Maryland at the end of the peninsula containing Martin State Airport (MSA), at the convergence of Frog Mortar and Stansbury Creeks. This document only addresses the wooded portion of the SP site between Stansbury Creek and the existing internal security fence.

The investigation objective was to perform subsurface explorations and testing to evaluate the presence or absence of hazardous materials that may have been placed or released on SP as a result of the operations of predecessors of Lockheed Martin (i.e., Glenn L. Martin, Inc.), and to determine impacts to underlying soils and water. The Phase II investigation studies were designed using existing Phase I data, including aerial photographs, site geophysical surveys, and relevant background documents.

To achieve these objectives, the following task-specific field activities were implemented:

- Excavation of 20 test pits at identified geophysical anomalous and non-anomalous locations to provide visual identification of the subsurface material and collect soil samples for characterization analysis;
- Soil borings using direct-push technology (DPT) at 11 select locations based on review of the test pit data, and collection of soil samples for characterization analysis;
- Installation of temporary well points at five select DPT locations based on hydraulic gradients, and collection of water samples for characterization analysis;
- Surveying locations for test pits, DPT soil borings, and well points by a Maryland-licensed surveyor; and
- Characterization of investigation-derived wastes (IDW) and disposing of them at an off-site, approved, treatment and disposal facility.

The site investigation report is organized as follows:

- Section 2 – Site Overview: A brief overview of the site, its history, and a description of the background site-conditions based on limited investigations. This section also presents the subsurface descriptions of the regional and site-specific geology and hydrogeology as determined from soil borings advanced at the site and from available scientific literature;

- Section 3 – Investigation Approach: Presents the technical approach to the investigation program and a description of the field methodologies;

- Section 4 – Investigation Results: Investigation results from the field program;

- Section 5 –Summary: A summary of the investigation findings; and

- Section 6 – References: References used to compile the report.

Section 2
Site Overview and History

2.1 MARTIN STATE AIRPORT

MSA is located in eastern Baltimore County on the peninsula between Frog Mortar and Stansbury Creeks, which are tributaries to Middle River. Eastern Boulevard (Route 150) bounds the site to the north and the Middle River Complex (MRC) borders the facility to the west (see Figure 2-1). The facility is at longitude 76°24′83″ West and latitude 39°19′4″ North. MSA serves as a regional airport for private and corporate planes and as a flight training school. It also serves as the Maryland Air National Guard (MANG) airport. MANG occupies the northeastern corner of the airport.

Historically, Lockheed Martin owned the entire MSA property until 1975 when the property was conveyed to the State of Maryland.

2.2 STRAWBERRY POINT FACILITY

SP is located within the confines of the MSA at the southern tip of the peninsula at the confluence of Stansbury and Frog Mortar Creeks. SP can be accessed from Eastern Avenue by traveling on Wilson Point Road and veering left through the secured unmanned gate. SP consists of approximately 52 acres. The SP wooded area, the focus of this investigation, is located at the southwestern terminus and comprises approximately 25 acres. The remainder of SP is a developed area consisting of a seaplane ramp, hangar, tank farm, police building, and various maintenance buildings. The airport runway is northeast of SP. The wooded area is bounded by earthen berms near the water line; thick brush and trees cover the entire area. Much of the SP wooded area was filled during the 1940's, reportedly by deposition of dredge spoils from Stansbury and Frog Mortar Creeks. A locked gate controls the entrance to the wooded area.

2.2.1 SP History

The U.S. Navy leased SP from the Martin Company on December 23, 1943. At that time, the Navy used the facility and supporting structures for seaplane maintenance, launching, and recovery operations. During Navy occupancy, the site was known as the Naval Weapons Industrial Reserve Plant No.#148. Beginning on December 16, 1963, the U.S. Air Force occupied the facility (Permit No. 1- N-MD-714) for a brief period. During its use by the U.S. Department of Defense (DoD) (i.e., during Navy and Air Force operations), the site contained nine buildings. Available records indicate that two underground storage tanks (USTs) were installed during DoD's use of the facility. A 10,000-gallon heating oil UST was located adjacent to the hangar (Building ND) to provide fuel to the hangar's heating system during DoD operations. This UST was closed-in-place in 1987 (post-DoD period) when the hangar's heating system was converted from fuel oil to natural gas. Both the lease and permit expired on November 30, 1967.

Just before that date, the Martin Company merged with Marietta to form Martin Marietta Corporation. On June 30, 1975, MSA was conveyed to the Maryland Department of Transportation (MD DOT). The State of Maryland currently uses the MSA to house and maintain Medivac units and helicopters. The southern portion of SP is occupied by the Baltimore County Marine Police. Eleven USTs have been removed from MSA since 1983 and no evidence of leakage has been reported. No information is available on usage of these USTs. A large hangar (Building ND) was demolished in 1989, and another hangar was constructed during the 1989-90 period. Today the area has a tank farm consisting of 12 aboveground storage tanks (ASTs) (containing jet fuel, fuel oil, and gasoline), along with a pump house and other ancillary buildings used by the airport. An oil spill apparently occurred during the construction of the new hangar in 1989-90, when a fuel oil return and receiving line to two 12,000-gallon ASTs located in the tank farm was severed.

Two buildings along the northern end of the dirt road leading from the facility maintenance operations were dedicated to nuclear research and testing. Buildings KJ and KC operated under a Nuclear Regulatory Commission (NRC) permit. These buildings were decontaminated in the late 1980s, and in 1995 the NRC terminated the licenses it had issued. The buildings were later demolished and the site was rebuilt with a taxiway leading to a new hangar.

2.3 SUMMARY OF PREVIOUS INVESTIGATIONS

A Phase I Environmental Site Assessment of the greater SP facility was conducted in the winter of 2007-08 to evaluate historical site activities, including the wooded area, fuel farm, former Building ND hangar area, maintenance yard, and nuclear research buildings (Tetra Tech, 2008). The investigation reviewed available facility documents, drawings, photographs, aerial photographs, and government records (NRC, U.S. Environmental Protection Agency (USEPA), Maryland Department of Environment (MDE), and Baltimore County) for appropriate permits and history of violations; interviewed former and current employees, made a visual site inspection, and conducted geophysical investigations of the wooded area. The surface geophysical surveys to investigate the subsurface (reported in September 2008) include electromagnetic (EM) and surface gamma surveys, which are briefly described below:

EM: EM mapping of SP was performed using a Geonics EM-31 instrument. The EM-31 is sensitive to buried metal, but is also sensitive to minor changes in the electrical conductivity of subsurface materials in the absence of metal (e.g., due to non-metallic debris and/or anomalous ionic content of any soil moisture). The EM-31 uses an electromagnetic transmitter coil to induce an electric current in the earth. This current creates a secondary electromagnetic field that is measured by a receiver coil at a fixed separation of 3.7 meters from the transmitter coil. The secondary electromagnetic field has two components: the *quadrature* component, which is proportional to the bulk electrical conductivity or terrain conductivity (in millimhos per meter or mmho/m) of the subsurface materials, and the *inphase* component (in parts per thousand [ppt]), which is primarily a measure of the relative concentration of metallic material in the subsurface. In the presence of extremely high terrain conductivity material, the dynamic range of the EM-31 can be exceeded (or "saturated"), and the instrument will register spurious negative conductivities (a physical impossibility). These negative conductivities therefore actually represent very high positive conductivities. Similar saturation in the presence of significant metal can cause a spurious negative inphase response that should also be interpreted as a very high positive value.

For this survey, an EM-31 in vertical dipole mode was employed. The instrument is almost completely insensitive to material at the ground surface, and has peak sensitivity to material at a

depth of approximately five feet. Below five feet, the sensitivity diminishes approximately logarithmically. The terrain conductivity, or inphase response, measured by the EM-31 in vertical-dipole mode represents primarily subsurface electrical-properties at a depth of five feet (plus or minus), with little contribution from material at the ground surface, and moderate (and diminishing) contribution from materials down to approximately 25 feet. The vertical-dipole EM-31 was selected to screen out the potentially time-varying effects of surficial variations in ground cover (noted above), while maintaining a significant effective-survey depth. The EM survey collected vertical-dipole-mode terrain conductivity and inphase data along profiles spaced approximately 20-30 feet apart, and in some cases 50 feet apart, to cover the large area.

Surface Gamma Surveys: Surficial-gamma mapping of the site was performed using a Ludlum model 2221 scaler/ratemeter combined with a Ludlum model 44-10 gamma scintillator probe. The 44-10 probe is a sodium iodide (NaI) gamma scintillator primarily used to detect high-energy gamma radiation in the range of 60 kiloelectron volts (keV) to two megaelectron volts (MeV). The probe consists of a 2"-diameter, 2"-thick NaI crystal coupled to a photomultiplier tube housed in an aluminum canister. The scintillator/photomultiplier sends a constant stream of data to the 2221 instrument. The electronics in the 2221 instrument then display and output the gross-count rate in counts per minute (cpm) at a rate of 1 hertz (Hz). This is achieved by an on-board multiplication factor of 60 applied to the data from the scintillator.

For this survey, the 44-10 probe was carried at a height of 18" above the ground surface to get the best results. The 44-10 probe was linked to the 2221 scaler/ratemeter, which output readings at 1 Hz via a serial connection to a Trimble TSC1 data logger. The TSC1 received positioning data at 1 Hz from a Trimble Pro XRS global positioning system (GPS) receiver in contact with four to eight position-fixing satellites. The outputted gross-gamma counts per minute data were merged with the coincident positional data in real time. Local background-gamma counts were noted during the base station readings. The sensor was also tested with a cesium-137 spike-source to ensure proper responses. Signal fall-off tests were also performed using a cesium-137 spike-source placed in the ground surface. The tests indicated that readings returned to background levels at a distance of nine feet (horizontally) from the spike source. For this survey, gamma data were collected mostly within identified anomalous EM areas. The survey

line-spacing was set to match the EM survey line spacing. In some locations that were open to the sky, and the GPS signal was consistent, the traverse spacing was tightened to 10 feet.

The Phase I investigation reached the following conclusions:

- The historical aerial photographic review from 1938 to date identified evidence of ground disturbances throughout SP, possibly with additional dredging and filling to prevent shoreline erosion and to increase usable land space. The shoreline changes are evident on all sides of SP with smoothening of the edges from dredge spoil fillings.

- Based on the historical investigation, Tetra Tech identified 11 "Recognized Environmental Conditions" (RECs) within the greater SP area, including the wooded area. Some of the operations were combined as RECs if they were close to one another.

- Of the listed REC's, REC # 1 (SP – Wooded Area) is being investigated first as part of the Phase II investigation to characterize the subsurface soils and groundwater quality and related contaminants. Based on historic knowledge, dredge spoils may have been deposited in the wooded area.

- Geophysical investigations revealed conductivity, in-phase, and natural gamma anomalies at the SP wooded area. Refer to Appendix A for geophysical anomalies.

    - The electromagnetic (EM) inphase data show one linear anomaly, suspected to be a possible abandoned utility.

    - The survey delineated three areas of coincident elevated inphase and terrain conductivity readings that indicate the possible location of introduced fill material.

    - Five areas of terrain conductivity-only anomalies were identified on the southern end of the survey area.

    - The surface gamma survey results show two areas of elevated, i.e., above background, gross-count gamma readings.

- Two buildings dedicated to nuclear research and testing during 1950-60 were decontaminated in the late 1980s, with the NRC terminating its licenses in 1995. The buildings were later demolished.

- There Violations in handling hazardous and non-hazardous substances at SP have been reported. Most significantly, approximately 200 drums (55-gallon) containing hazardous and non-hazardous materials were stored in the facility maintenance-yard, and were removed after a State of Maryland inspection in 1989.

- There have been reports of minor Minor spills of petroleum constituents, resulting from overfills and line ruptures associated with site ASTs, have been reported.

- Most of the structures that existed in the 1960s have been torn down. Some older buildings remain but are dilapidated. Figure 2–2 presents a location map of the historic and current structures. Figure 2–3 presents the location map of extant structures.

2.4 GEOLOGIC AND HYDROGEOLOGIC CONDITIONS

SP is on the Western Shore of the Coastal Plain Physiographic province. Based on geologic mapping of Baltimore County, the property is underlain by the Potomac Group, a Cretaceous age interbedded gravel, sand, silt, and clay unit ranging in thickness from zero to 800 feet. The Potomac Group is composed of three units: the Raritan and Patapsco Formations, the Arundel Clay, and the Patuxent Formation. The Raritan and Patapsco Formations (uppermost group) range up to 400 feet thick and are composed of a gray, brown, and red variegated silt and clay unit with lenticular lenses of sand and a few gravels originating from the deposition of sediment in a low coastal plain traversed by low-gradient meandering streams (Vroblesky and Fleck, 1991; Chapelle, 1985). The Arundel Clay is composed of dark gray and maroon lignitic clays and ranges in thickness from zero to 100 feet. The Patuxent Formation is described as a white or light gray to orange brown, moderately sorted sand unit with quartz gravels, silts, and clays, and ranges up to 250 feet in thickness.

Based on lithologic logging of soil borings within the Martin State Area, the subsurface soils are highly heterogeneous, consisting of gravels, sands, silts, and clays. Although some soil zones occur throughout the project area, generally the soil lithology varies considerably between soil borings. The soils consist of an upper layer of fill materials overlying native soils of the Potomac Group. The maximum depth of the recently completed soil borings at MSA is 268 feet below ground surface (bgs). The deep soil borings identified interbedded sands, silt, and clays from surface to 133 feet bgs, representing the Patapsco Formation underlain by 32 feet (133 to 165 feet bgs) of competent stiff clay (Patapsco clay facies) underlain by interbedded sands, gravels, silt, and clay from 165 feet to 207 feet bgs. The maroon-red clay is present from 207 feet to 283 feet bgs (probably belonging to the Arundel Formation). These studies are ongoing and additional logging will refine these observations.

The uppermost water-bearing zone in the region is the Patapsco Formation. Available regional well-log data indicate that the Patapsco Formation may extend to a depth of approximately 200 feet bgs beneath near the site. The Patapsco Formation is underlain by the Arundel Formation, a thick red clay layer, at least 75 feet thick based on field observations. It serves as the aquiclude overlying the water-bearing Patuxent Formation. Soil boring was terminated at 283 feet bgs in the Arundel Formation.

Groundwater in the Baltimore area comes primarily from two separate aquifers: the Patuxent and the Patapsco Formations. The Patuxent is generally the major aquifer used; however, the Patapsco is also used locally. Groundwater monitoring-wells in the MSA area are generally screened in the surficial aquifer system (the Patapsco Formation), but at different elevations (shallow, intermediate, and deep) to understand conditions across the entire water-bearing zone.

K:\GProject\middle_river\Maps\MiddleRiver_StrawberryPt_LocationMap.mxd

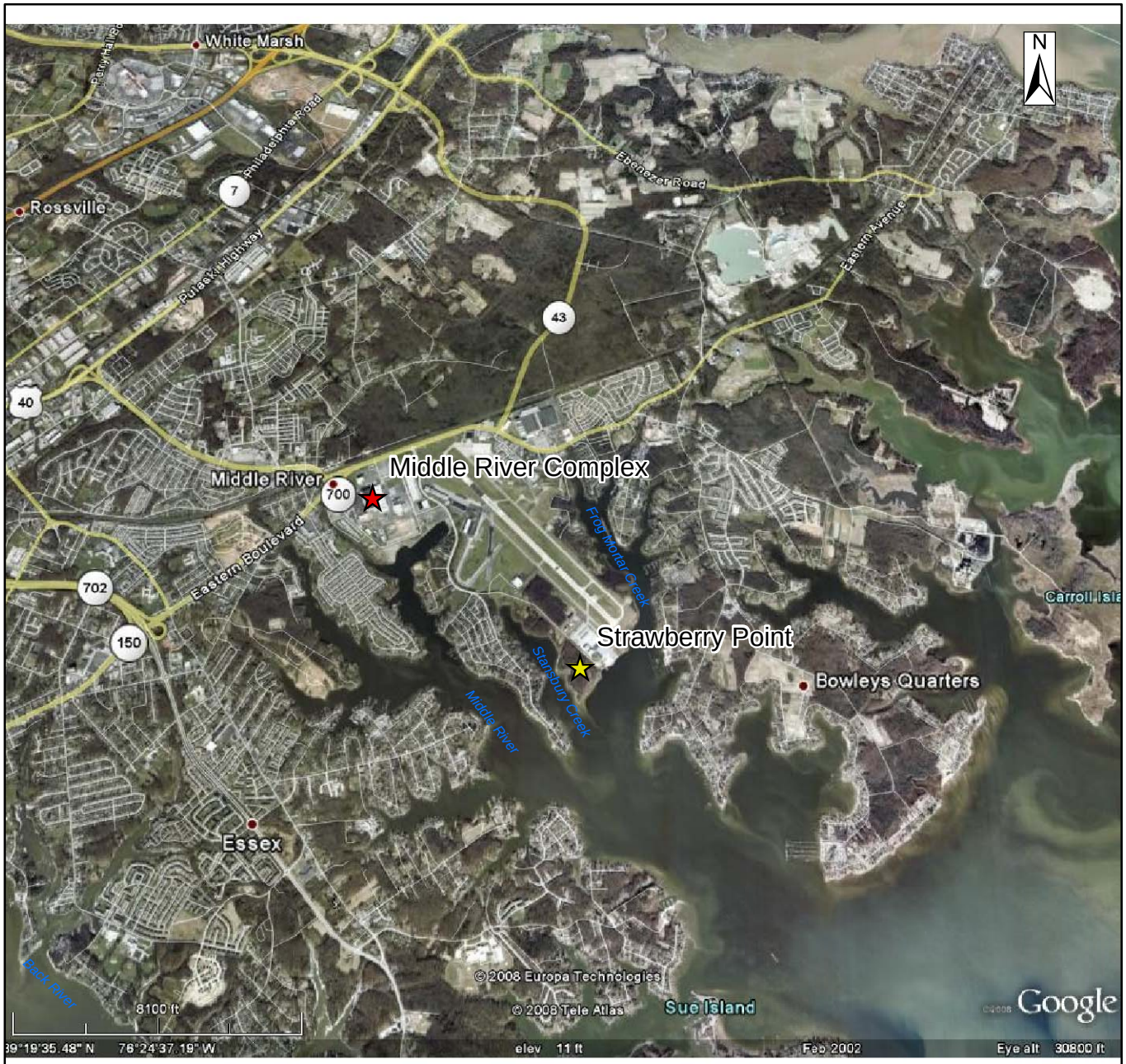

Source: Google Earth Pro, 2008

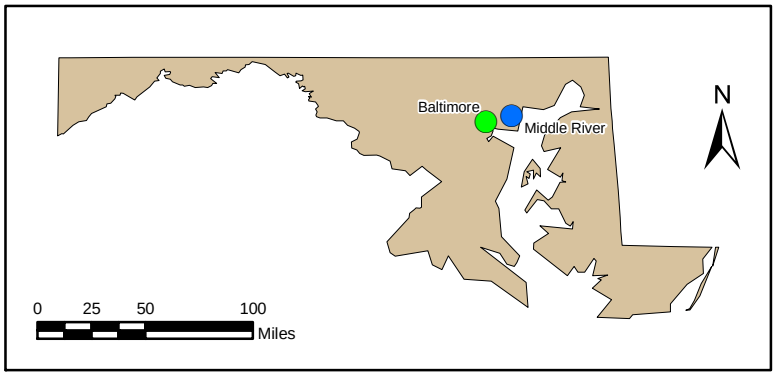

Figure 2-1

Strawberry Point Location Map

Lockheed Martin Middle River Complex
Middle River, Maryland

DATE MODIFIED:	CREATED BY:
7/09/08	JP

Tetra Tech, Inc.



Figure 2-2
Historical Structures as Existed in 1968 and Current

Legend

Historic Structures

Strawberry Point
Middle River, Maryland

0 100 200 400 Feet

N

DATE MODIFIED: 2/18/08

CREATED BY: LR

Tetra Tech, Inc.

Map Document: (K:\GProject\MartinStateAirport-LMC\MapDocs\MXD\historic Aerials\1968 Structures.mxd) 7/7/2008 -- 7:37:51 AM



Figure 2-3

Current Structures

Legend

Current Structures

Strawberry Point
Middle River, Maryland

0 120 240 480 Feet

N

DATE MODIFIED: 2/18/08

CREATED BY: LR

Tetra Tech, Inc.

Map Document: (K:\GProject\MartinStateAirport-LMC\MapDocs\MXD\historic Aerials\Current Structures.mxd) 7/7/2008 -- 7:39:04 AM

Section 3
Investigation Approach and Methodology

Based on the previous Phase I investigations, Tetra Tech completed additional screening of the SP wooded area by performing multiple intrusive investigations. The objective was to perform subsurface explorations and testing to evaluate the presence or absence of hazardous materials that may have been placed or released on SP as a result of operations of predecessors of Lockheed Martin (i.e., Glenn L. Martin, Inc.) and to determine any impacts to underlying soils and water. The Phase II studies rely on the Phase I studies, including review of aerial photographs, analysis of site geophysical survey data using EM and gamma data, as well as on relevant background site documents. Site activities consisted of:

- Mobilization/demobilization.
- Test-pit excavation and soil sampling.
- Soil lithology and groundwater assessment using DPT.
- Installation of temporary well points at select DPT locations.
- Surveying of test pits, DPT soil borings, and well points.
- Groundwater sample collection from five well points.
- IDW characterization and disposal.

3.1 MOBILIZATION/DEMOBILIZATION

Following approval of the work plan, Tetra Tech procured the required subcontractors and began field mobilization soon after receiving the required permit from the airport authorities and utility clearance from Miss Utility Field mobilization included:

- Coordinating with Maryland Aviation Administration (MAA) and MANG to obtain a permit to perform intrusive investigations. A copy of the permit is included in Appendix B.

- Notification of an underground-utility location center (Miss Utility of Maryland, 1-800-257-7777; www.missutility.net) to obtain clearance for site activities.
- Using a specialized subcontractor to perform geophysical surveys using magnetometer, and EM surveys to clear subsurface locations for test pit and soil boring locations.
- Mobilizing subcontractors, equipment, and materials to the site.
- Preparing a site-specific health and safety plan.
- Clearing brush/trees to gain access to site locations to begin excavation of test pits and soil borings/temporary well-point installations.
- Arranging a decontamination area.
- Demobilizing equipment and materials from the site (at work completion).
- General site clean up and trash removal (at work completion).
- Managing IDW.

3.2 TEST PITS

Tetra Tech mobilized a backhoe subcontractor and excavated 20 test pits (August 12–14, 2008) at identified locations based on Phase I geophysical anomalies identified by EM and gamma surveys. Non-anomalous geophysical areas were also excavated. Refer to Table 3–1 for test pit rationale, Figures 3–1a, 3–1b, and 3–1c for test pit locations with gamma, inphase, and terrain conductivity anomalies, respectively, and Appendix A for geophysical anomalies. The test pit dimensions were approximately three feet wide and 15 feet long. Test pit depths varied depending on the depth of the water table and findings from each test pit. Test pits were excavated to a depth of at least10 feet. Twenty soil samples (one per test pit) were collected for laboratory analysis for the compounds listed in Table 3–2.

Field logs for each test pit were maintained by an experienced geologist, describing soil type and anthropogenic material encountered, test pit dimensions, and including a photographic record. Refer to Appendix C for the test pit excavation records and photographs. All soil/debris excavated from test pits was returned to the excavation and compacted using the excavator bucket.

3.3 DPT INVESTIGATION

Tetra Tech used DPT to advance soil borings (August 19–20, 2009) in target areas surrounding excavated test pits to obtain subsurface soil and groundwater data. Additional borings were located at the perimeter of the SP site upgradient and downgradient of Frog Mortar and Stansbury Creeks. Eleven soil borings (SB1 through SB11) were advanced to a depth of 16 feet. Refer to Table 3-3 for location rationale, Figures 3-2a, 3-2b, and 3-2c for soil boring locations with gamma, inphase, and terrain conductivity anomalies, respectively, Appendix D for soil boring logs, and Appendix E for field documentation records.

Continuous soil samples were collected in each boring using a 1.5"-diameter, four-foot long stainless-steel macrocore sampler fitted with a disposable acetate-liner. The probe sampler was advanced in four-foot increments. Soil samples were collected for soil screening, including lithologic characterization and visual observations. Soil samples were screened with a photoionization detector (PID). Soil samples were collected for laboratory analysis based on the field screening results and visual evidence of possible contamination (e.g., staining, discoloration, odors). In the absence of field screening or visual/olfactory indicators of contamination, samples were collected just above the water table. One soil sample per soil boring was collected and submitted to the laboratory for analysis as listed in Table 3–2. All pertinent information, including boring location, soil/lithology description, sample designation and depth, PID readings, sample collection time, etc., was recorded by a qualified field geologist on a “Soil Sample Log Sheet” and “Boring Log” form.

3.4 TEMPORARY WELL POINTS

Five temporary well points were installed (August 19–20, 2009) at selected direct-push soil borings. The exact locations were determined by test pit and soil boring observations. Two (SB2/WP2, SB7/WP7) of the five well points were placed along the upgradient fence line and three (SB11/WP11, SB3/WP3 and SB10/WP10) were placed as downgradient monitoring points. The downgradient locations (except SB11/WP11) were placed around the perimeter adjacent to the surface water bodies to characterize groundwater quality in the likely discharge areas for

shallow groundwater. The temporary wells have screen placements to monitor the water table. Refer to Table 3–3 for location rationale, Figures 3–2a, 3–2b, and 3–2c for well point locations, Appendix D for soil boring logs, and Appendix E for field documentation records.

Temporary well points were constructed in the soil boring with a one-inch internal diameter (ID) Schedule 40 polyvinyl-chloride (PVC) riser connected to a PVC screen. Well points were constructed with 10 feet of slotted PVC and five or more feet of riser, with the screen interval straddling the observed water table. Sand pack was placed from the bottom of the well point and extending to two-feet above the screen interval. Bentonite pellets were placed from the sand pack to the surface. The PVC riser extends at least two-feet above ground surface and is secured with a cap.

3.5 WELL POINT DEVELOPMENT AND SAMPLING

The five temporary well points were developed by peristaltic pump, using disposable Teflon®-coated polyethylene-nylon tubing. The pumping rate ranged between 100 and 300 milliliters per minute (ml/min). The well points were developed one day before sampling until adequate volumes had been removed and the water was relatively free of silt and sediment. Because of their temporary nature, these well points had generally low recharge and high turbidity, and low-flow pumping was considered the best option for development. Wells WP7/SB7 and WP10/SB10 had modest flow and the water cleared up. Well points WP11/SB11 and WP2/SB2 had low flow; WP3/SB3 had high turbidity but good recharge.

Water was sampled one day after well development on the five well points. Before sampling, groundwater was purged by peristaltic pump using disposable Teflon®-coated polyethylene-nylon tubing. The pumping rate ranged between 100 and 300 milliliters per minute (ml/min). During groundwater purging, water-level drawdown measurements and groundwater parameters, including pH, temperature, specific conductance, dissolved oxygen, and oxidation-reduction potential (ORP), were collected every three to five minutes and recorded in a logbook as well as on “Low-Flow-Purge Data Sheets.” Water quality parameters were measured using an inline meter. Turbidity readings were collected using a separate turbidity meter. Turbidity readings were recorded in the field logbook and “Low-Flow-Purge Data Sheets.” Purging was considered

complete when the monitored water-quality parameters had stabilized, three saturated well-casing volumes were removed, or the well was purged dry. Stabilization was considered achieved when three consecutive readings, taken at five-minute intervals, were within ± 0.1 for pH, ± 3 percent for specific conductance and temperature, ± 10 percent for dissolved oxygen and ORP, and less than 10 nephalometric turbidity units (NTUs) for turbidity. If a monitoring well was purged dry, the water level within the well was allowed to recover a minimum of 80 percent of its initial static water level before groundwater sampling.

Groundwater samples were collected from the five temporary well points using a peristaltic pump. The groundwater samples were sent to TestAmerica Laboratories in North Canton, Ohio for analysis. Volatile organic compounds (VOCs) were sampled last and from the bottom of the tubing using a modified-bailer method. In the modified-bailer method, the pump is turned off, tubing is coiled and removed from the well point, the pump clamp is released allowing pressure at each end of the tubing to equilibrate, and finally sample water in the tube is drained by gravity into the sample vials from the bottom end of the tubing. Refer to Table 3–2 for laboratory analysis of water samples and Appendix E for field documentation records. All purged water was containerized within DOT-approved 55-gallon steel drums and relocated to a centralized facility-approved location.

3.6 SAMPLE ANALYSES AND NOMENCLATURE

Soil samples obtained from test pits and soil borings were analyzed at a fixed laboratory for VOCs, semi-volatile organic compounds (SVOCs), polychlorinated biphenyls (PCBs), and total metals analysis. In addition, five test-pit soil samples were analyzed for radionuclides. Groundwater from temporary well points was analyzed for VOCs, SVOCs, and total metals, which included total and dissolved metals in groundwater. Trip blanks were used to monitor all shipments of VOC samplings. No other quality assurance/quality control sampling was performed. Refer to analytical Table 3–2 for further details.

Each soil sample collected during the study was identified with a unique sample identification tag. The sample identification tag consists of the designation “SB” followed by the boring number. For example, SB-100-0910 is a sample collected from nine to 10 feet below grade at boring

location 100. Test pits are designated "TP" followed by the test pit number and depth. For example, TP-5-0405 is a sample designation for the soil sample collected from four to five feet below grade at test pit 5. Well points are designated by WP followed by the location number. For example, WP-4 is a water sample collected from well point location 4.

3.7 SURVEYING

At the end of the DPT activity, the soil borings/temporary well points and test pit locations were located by a Maryland-licensed surveyor. Horizontal locations are to the nearest 0.1 foot in North American Datum 1983. Ground surface is accurate to the nearest 0.1 foot in the North American Vertical Datum 1988 for soils and top of casing elevations are accurate to the nearest 0.01 foot for the well points. Each center of the test pits was surveyed.

3.8 SYNOPTIC WATER LEVEL MEASUREMENTS

Two rounds of water level measurements were obtained from the five temporary well points during September and November 2008. The water level data provide site-specific groundwater flow characteristics enabling generation of groundwater contour maps. The static water level was determined by lowering the meter's probe into the well until the liquid level indicator emitted an audible tone, indicating the air/water interface. The water level was read from the probe cable and recorded to the nearest 0.01 foot as the depth to water (DTW) (referenced to the top of casing [TOC]). Water level measurements were recorded in the appropriate site-specific field logbook and on a groundwater level measurement field form. During collection of the synoptic water level measurements, the depth of each well point was also recorded.

3.9 WASTE MANAGEMENT

All drill cuttings, excess soil from sampling, and well purge-water were containerized in new, U.S. DOT-approved, 55-gallon steel drums. The drums were stored at a central staging area on the SP designated by the facility personnel. Samples of IDW were collected and submitted to Phoenix Environmental Laboratories, Inc. of Manchester, Connecticut for characterization. The laboratory

was a subcontractor to the waste disposal contractor Envirite of York, Pennsylvania. Envirite is a Lockheed Martin-approved waste disposal contractor responsible for collection and disposal of all wastes generated at the site. The analytical data confirmed that the IDW was non-hazardous and it was removed from the facilities and properly disposed off at an off-site approved disposal-facility. Refer to Appendix F for IDW records and manifests. The site was restored to its original condition at the conclusion of field activities.

Table 3–1

Test Pit Rationale, Strawberry Point
Martin State Airport, Middle River, Maryland
Page 1 of 2

Test Pit Number	Test Pit Location	Approximate Test Pit Dimensions (width × length × depth)	Rationale/Purpose
TP-1	Northern end of the SP	3×15×10	Provide data at the northern end of the SP to confirm the conductivity anomaly-B1
TP-2	Northeastern quadrant of the surveyed area	3×15×10	Provide data at the northern eastern end of the SP to confirm the conductivity anomaly-A1
TP-3	Northwestern quadrant of the survey area	3×15×10	Provide data at the northern western end of the SP to confirm the natural gamma anomaly just north of A-2
TP-4	Northwestern quadrant of the survey area	3×15×10	Due south of TP-3 to address conductivity anomaly-A-2
TP-5	Center of the surveyed area between four quadrants	3×15×10	Confirm conductivity and gamma anomaly A-3
TP-6	Northwestern tip of the SE quadrant	3×15×10	Confirm conductivity anomaly A-3
TP-7	Northeastern tip of the SE quadrant	3×15×10	Confirm conductivity and gamma anomaly B-3
TP-8	Center of the SE quadrant	3×15×10	Confirmation of non-anomalous area between B-3 and B-4
TP-9	Southern end of the SW quadrant	3×15×10	Confirmation of non-anomalous area south of B-4
TP-10	Northwestern end of the SW quadrant	3×15×10	Confirm conductivity and gamma anomaly B-4
TP-11	Center of the surveyed area in between four quadrants	3×15×10	Confirm conductivity anomaly B-2

Table 3–1

Test Pit Rationale, Strawberry Point
Martin State Airport, Middle River, Maryland
Page 2 of 2

Test Pit Number	Test Pit Location	Approximate Test Pit Dimensions (width × length × depth)	Rationale/Purpose
TP-12	Southeastern end of NE quadrant	3×15×10	Confirm conductivity anomaly A-1
TP-13	Southeastern end of SW quadrant	3×15×10	Confirmation of non-anomalous area south of B-4
TP-14	Northernmost end of the SP	3×15×10	Provide data at the northern end of the SP to confirm the conductivity anomaly-B.
TP-15	Northeastern end of NE quadrant	3×15×10	Confirm conductivity and gamma anomaly A-1
TP-16	North of SW quadrant	3×15×10	Confirmation of non-anomalous area south-west of A-3
TP-17	Center of the surveyed area between four quadrants	3×15×10	Just west of conductivity anomaly-B-2
TP-18	Northeastern quadrant of the surveyed area	3×15×10	Southwest of conductivity anomaly-A-1, possibly non-anomalous area
TP-19	Northwestern area of the SE quadrant	3×15×10	Confirmation of non-anomalous area south of A-3
TP-20	Eastern end of SW quadrant	3×15×10	Confirmation of non-anomalous area between B-3 and B-5 anomalies

Table 3–2

Task-Specific Analytical Requirements, Strawberry Point
Martin State Airport, Middle River, Maryland

Task	Matrix	Analysis, Method	Number of Samples
Test Pit Excavation	Soil	VOCs (SW 846 Method 8260B) SVOCs (SW 846 Method 8270C) Total Metals (SW 846 Method 6010C) PCBs (SW 846 Method 8081) Radionuclides (EPA Method 900)	20 5 5
Soil Boring	Soil	VOCs (SW 846 Method 8260B) SVOCs (SW 846 Method 8270C) Total Metals (SW 846 Method 6010C) PCBs (SW 846 Method 8081)	11 5
Temporary Well Points	Groundwater	VOCs (SW 846 Method 8260B) SVOCs (SW 846 Method 8270) Total and Dissolved Metals (SW 846 Method 6010C)	5
IDW	Soil	Toxicity Characteristic Leachate Procedure (TCLP) Extraction and 8260B/8270C/8081A	1

Table 3–3

Soil Boring/Well Point Rationale, Strawberry Point
Martin State Airport, Middle River, Maryland

Soil Boring Number	Soil Boring Location	Approximate Depth	Rationale/Purpose
SB-1	Northern end of the SP	16 feet	Provide data at the northern perimeter of the SP to obtain background data
SB2/WP2	East of northeastern quadrant of the survey area towards the fence	16 feet	Provide data at the northern eastern end of the SP to obtain upgradient subsurface soil and groundwater conditions
SB3/WP3	Northwestern quadrant of the survey area	16 feet	Provide data at the northern western end of the SP towards Stansbury Creek to obtain downgradient subsurface soil and groundwater conditions
SB-4	Northeastern quadrant of the survey area	16 feet	Center of the NE quadrant in conductivity and gamma anomaly-A-1 to obtain subsurface soil and groundwater conditions
SB-5	Area between four survey quadrants towards Stansbury Creek	16 feet	Center of the four survey quadrants to obtain downgradient subsurface soil and groundwater conditions
SB-6	Northwestern tip of the SW and SE quadrant	16 feet	Located outside the gamma anomaly-A-3 to obtain subsurface soil and groundwater conditions
SB7/WP7	Eastern upgradient control location	16 feet	Provide data at eastern boundary of the SP to obtain upgradient data
SB-8	Southeastern end of SP towards Frog Mortar Creek	16 feet	Perimeter location towards Frog Mortar Creek to obtain downgradient data
SB-9	Southwestern end of SP	16 feet	Perimeter location at the confluence of Stansbury and Frog Mortar Creek to obtain downgradient data
SB10/WP10	Southwestern end of SP towards Stansbury Creek	16 feet	Provide soil/water data at downgradient location towards Stansbury Creek
SB11/WP11	Center of the surveyed area between four quadrants	16 feet	Confirm conductivity and gamma anomaly B-2 and collect downgradient soil/water data towards Stansbury Creek

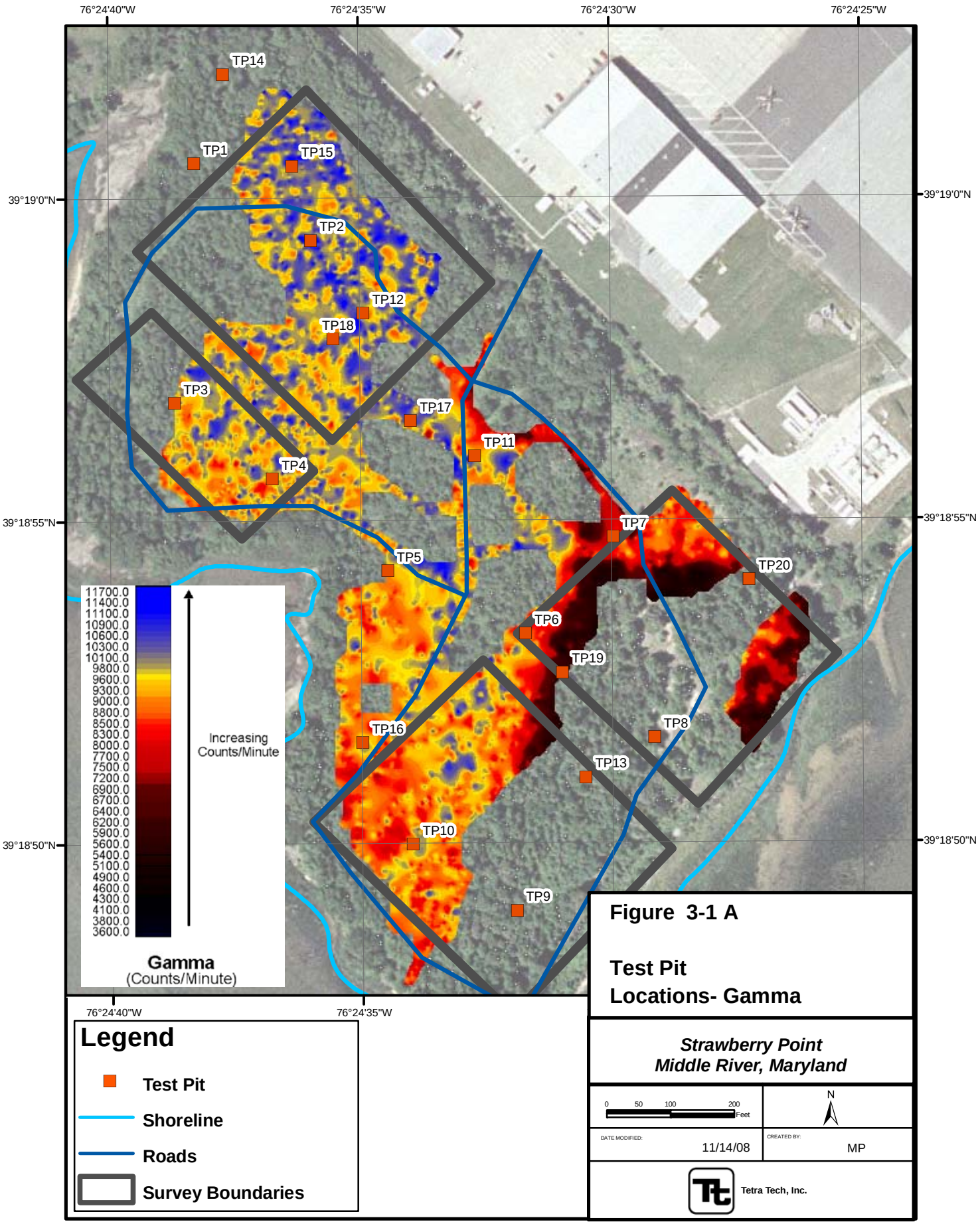

Map Document: (K:\GProject\MartinStateAirport-LMC\MapDocs\MXD\Maps\Proposed Test Pit Locations SP Gamma.mxd) 11/14/2008

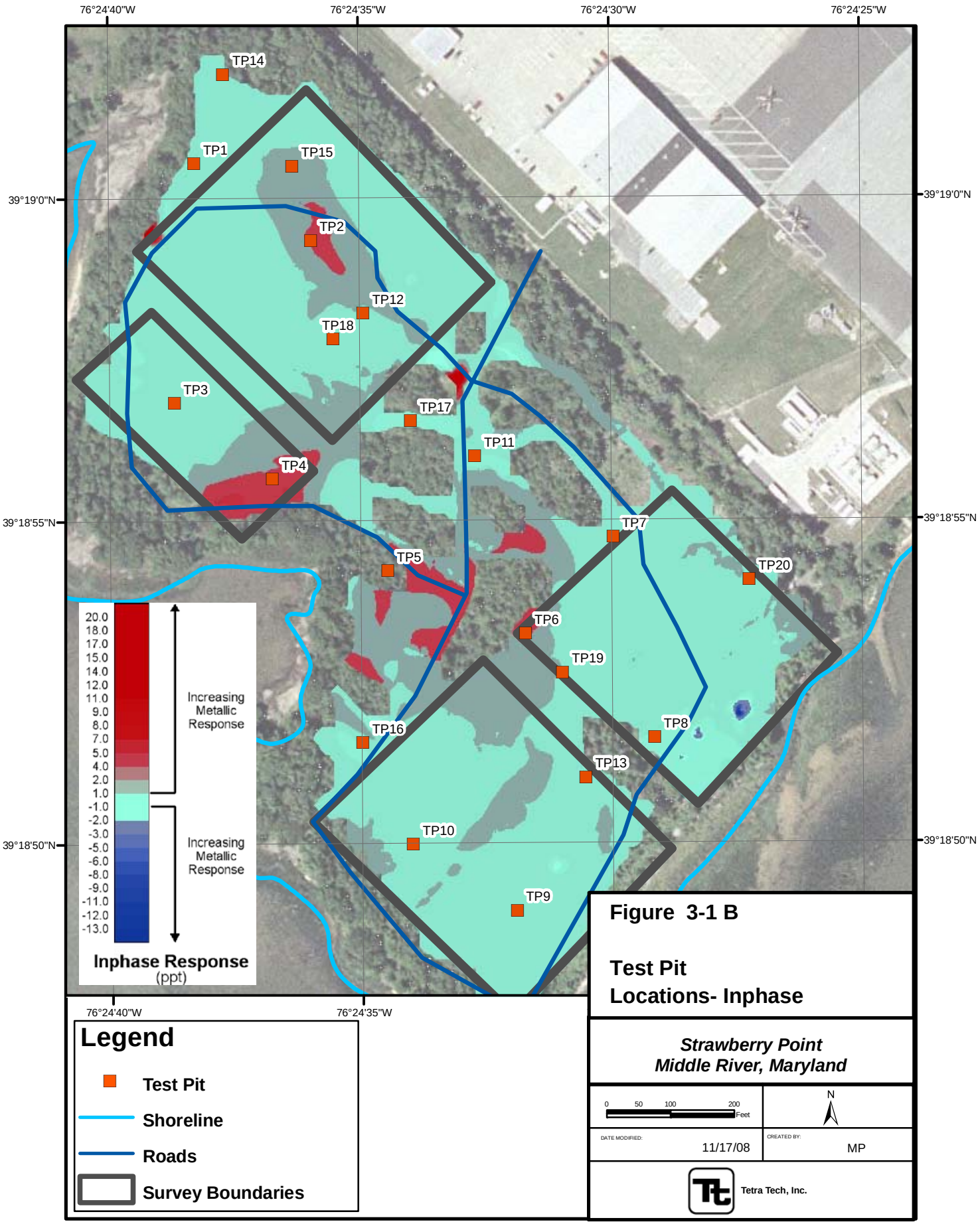

Map Document: (K:\GProject\MartinStateAirport-LMC\MapDocs\MXD\Maps\Proposed Test Pit Locations SP Inphase.mxd) 11/17/2008

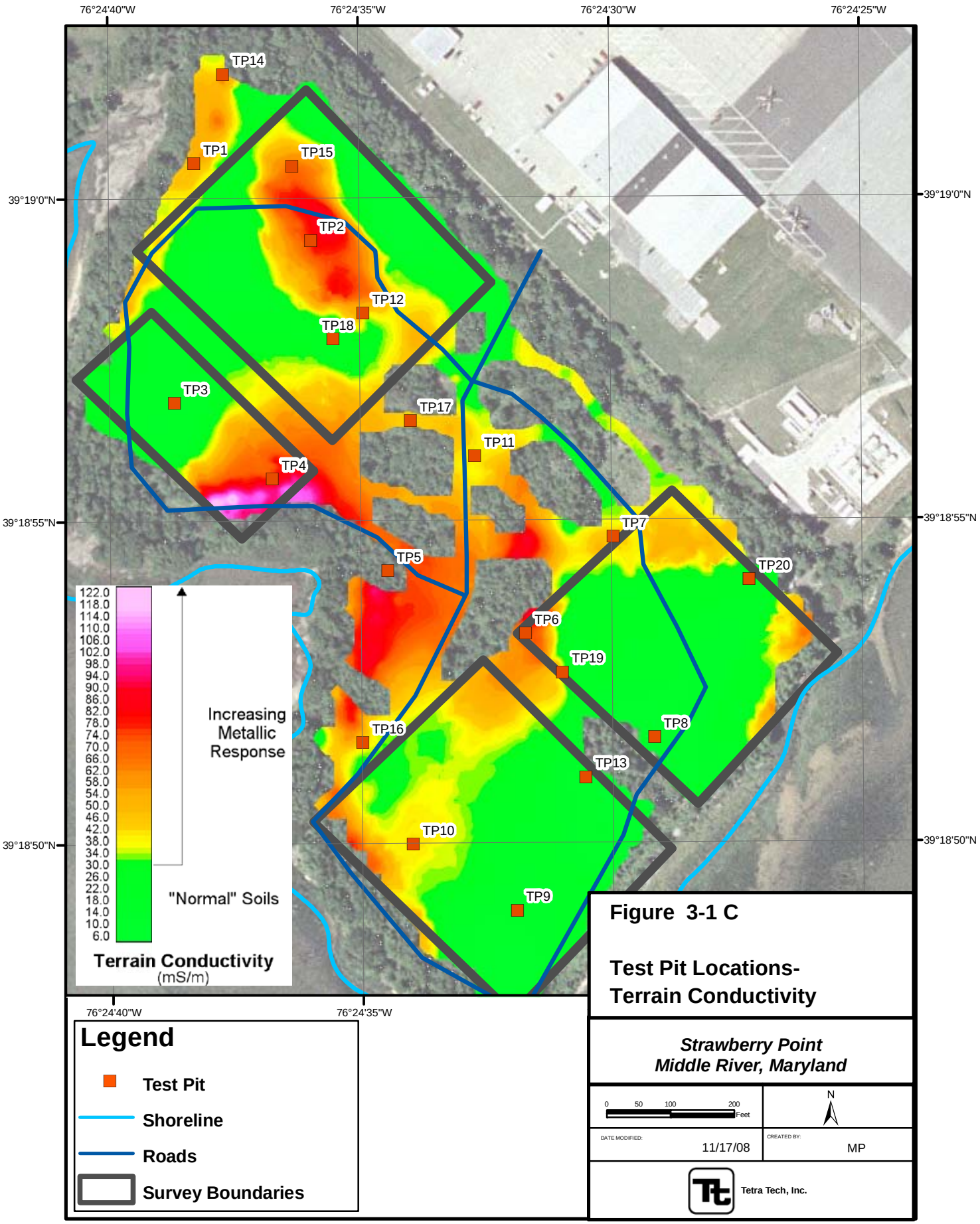

Map Document: (K:\GProject\MartinStateAirport-LMC\MapDocs\MXD\Maps\Proposed Test Pit Locations SP TerrainCond.mxd) 11/17/2008

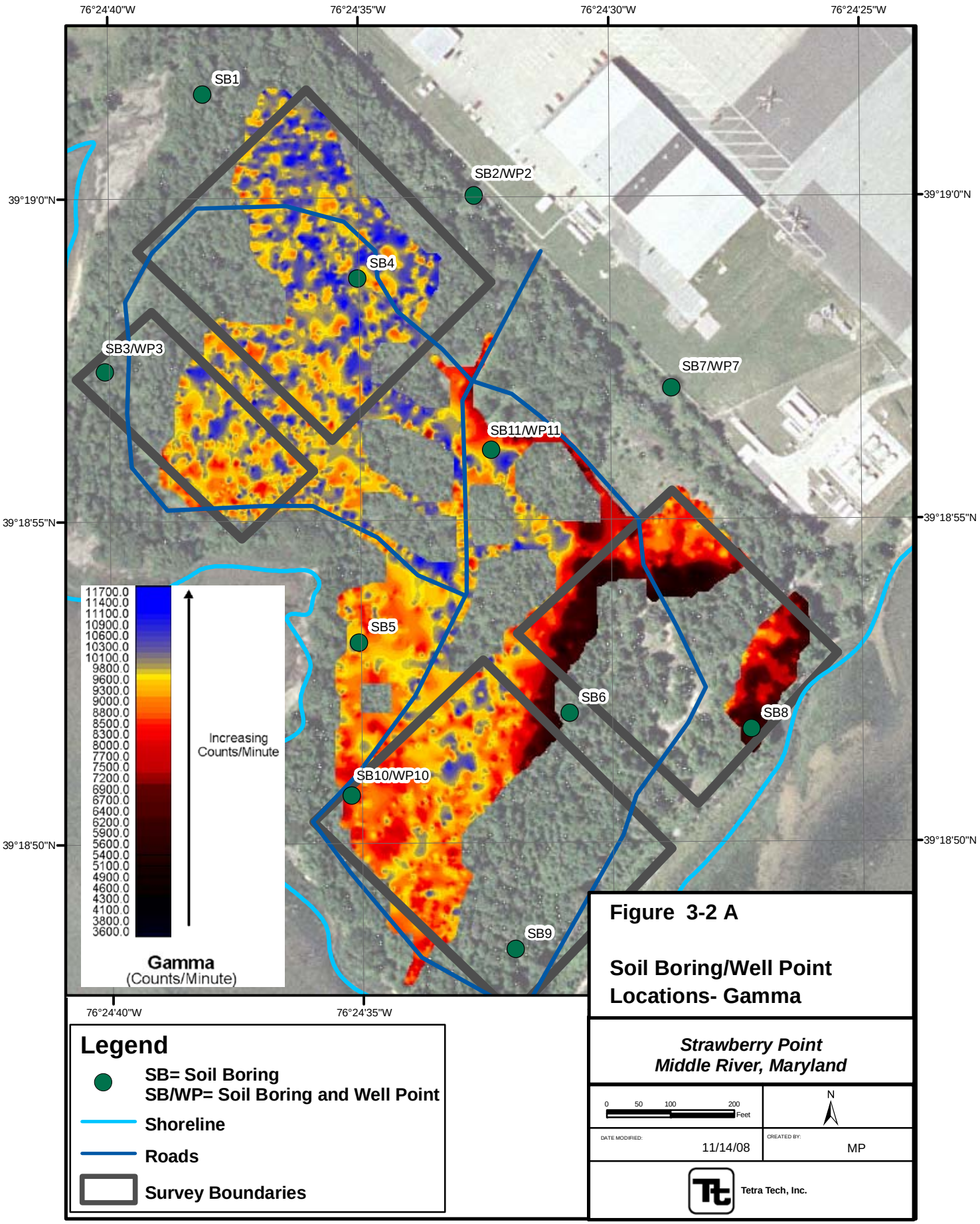

Map Document: (K:\GProject\MartinStateAirport-LMC\MapDocs\MXD\Maps\Proposed Soil Boring-Well Points_Gamma.mxd) 11/14/2008

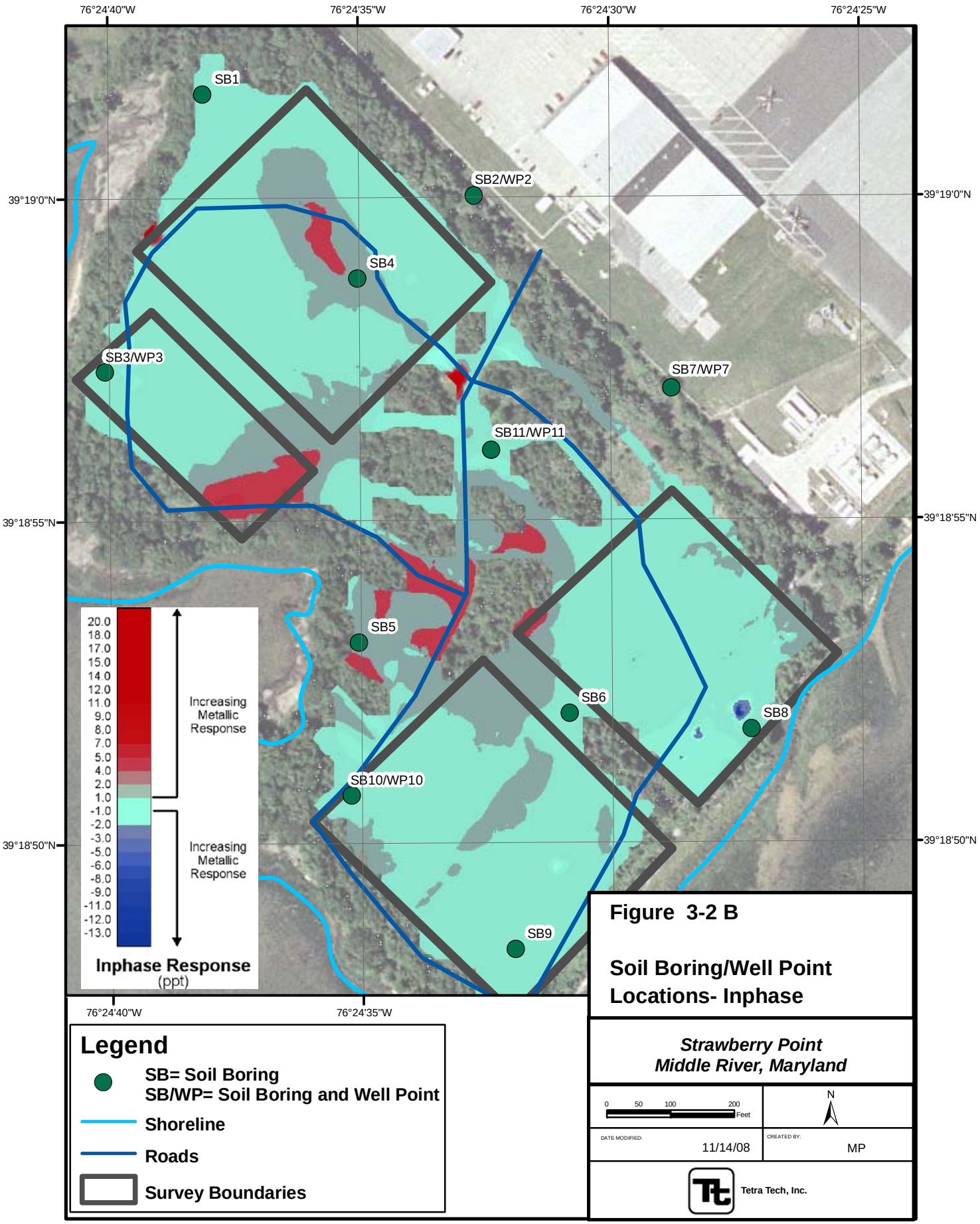

Map Document: (K:\GProject\MartinStateAirport-LMC\MapDocs\MXD\Maps\Proposed Soil Boring-Well Points_Inphase.mxd) 11/14/2008

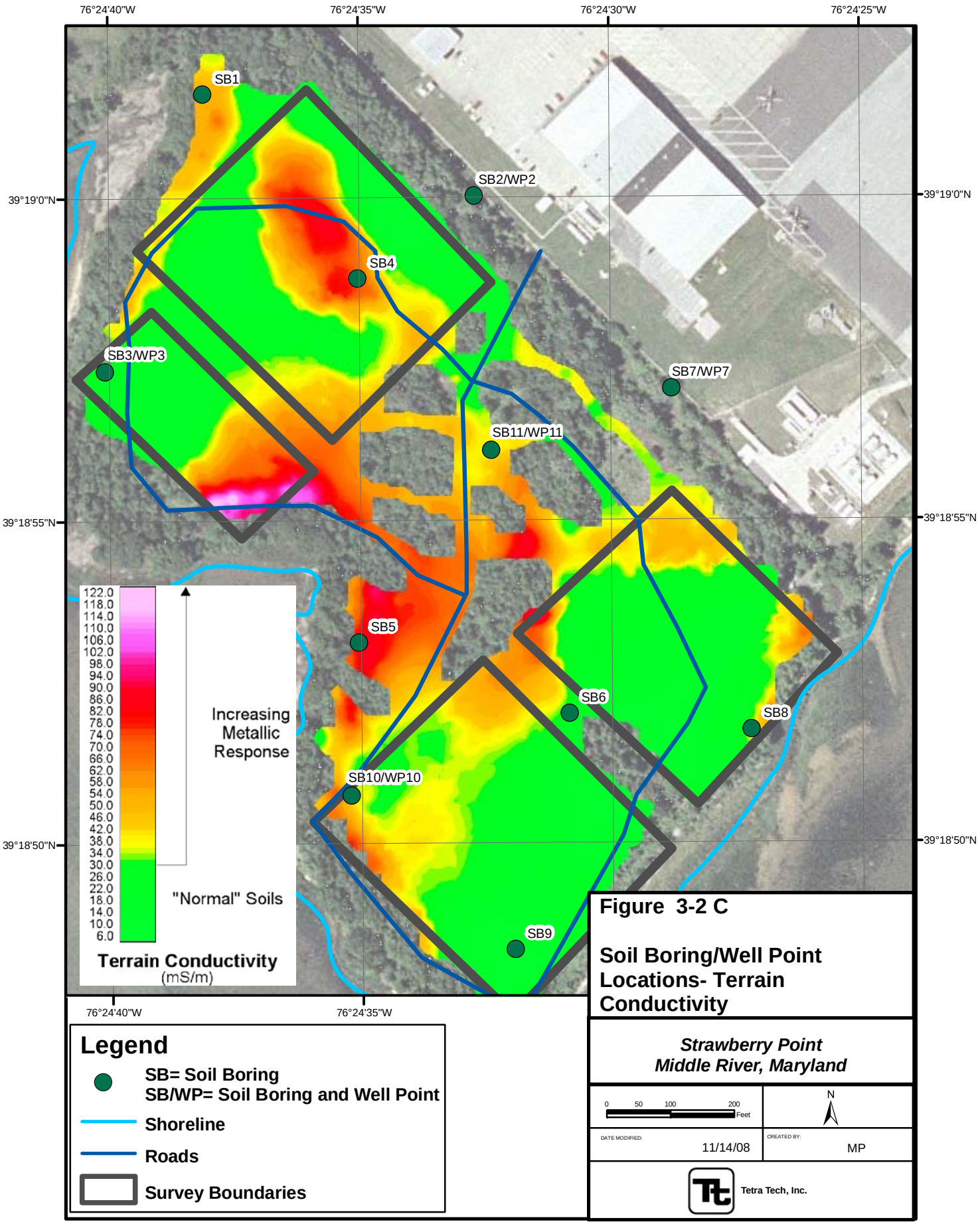

Map Document: (K:\GProject\MartinStateAirport-LMC\MapDocs\MXD\Maps\Proposed Soil Boring-Well Points_TerrainCond.mxd) 11/14/2008

Section 4
Results

The following section summarizes the results of the intrusive investigations, which included advancement of test pits, soil borings, well points, soil and groundwater sampling, and groundwater gauging data.

4.1 TEST PITS

Twenty test pits were excavated in and around areas that were distinguished as anomalous and non-anomalous during the geophysical surveys, which included electrical conductivity and gamma surveys. Table 4–1 summarizes test pit observations in the field. Photographic test pit records taken during the field activities appear in Appendix C. No evidence of contaminated fill material was found during test pit excavation. The PID readings varied between 0–5 ppm, which is considered as background conditions for the site. No PID readings exceeding background were found, nor any visual evidence of contamination. The lithology of the test pits varied across the site, ranging from highly plastic grey clay, to moderately plastic yellow-orange clayey silt, to fine to medium sand. Groundwater seepage from the sidewalls of the test pits was encountered between five to 10 feet bgs. Some of the test pits remained dry for the duration of the excavation.

4.2 DPT INVESTIGATION

Eleven DPT soil borings were advanced in and around areas that were distinguished as anomalous and non-anomalous during the geophysical surveys. Each soil boring was logged for defining soil characteristics and identifying any visual indicators for potential contamination, staining, and/or soil discoloration. The soil boring logs are included in Appendix D.

No evidence of contaminated fill material was found during the soil borings. No PID readings exceeding background occurred, nor any visual evidence of contamination. The lithology of the

soil borings varied across the site, ranging from highly plastic grey clay, to moderately plastic yellow-orange clayey silt, to fine to medium sand. Groundwater in the soil core samples was encountered between five to 10 feet bgs.

4.3 GEOLOGIC SUMMARY

The lithology encountered at the test pits and soil borings varied across the site. The top 10 feet of lithology at the site encountered varying amounts of sand, silt, and clay depending on the spatial location and depth. Therefore, discerning any continuous and distinct lithologic units in the shallow subsurface (zero to 10 feet) is difficult. Generally, a greater amount of clay and silt was encountered in the western and central portions of the investigation area, pointing to sediments dredged from Stansbury and Frog Mortar Creeks as a potential source.

On the eastern portion of the investigation area, a greater amount of sand was encountered with a lesser amount of clay and silt. A general correspondence seems to exist between areas with higher electrical conductivity (determined during the geophysical survey) and areas with higher clay content (potential gamma anomalies). Conversely, a general correspondence exists between areas of lower electrical conductivity and lower clay content, demonstrated most notably by the eastern portion of the investigation area, which has lower electrical conductivity, lower clay content, and higher sand content.

A thin (approximately six-inch) layer of peat was encountered at nine of the 11 boring locations, from approximately six to eight feet below grade. Predominant lithology in eight of the 11 borings shows the consistent presence of fine to medium grey sand from 10 to 16 feet.

4.4 GROUNDWATER GAUGING AND HYDROGEOLOGY

Two rounds of water levels, measured from the top of the PVC casing, ranged from 5.85 ft. in September 2008 to 9.5 ft. in November 2008 in the five temporary well points. By subtracting the depth to water from the elevation of the top of the PVC, groundwater elevations were determined and two groundwater contour maps were created. A summary of groundwater elevation data based on September 18, 2008 and November 3, 2008 field measurements is presented in

Table 4-2; groundwater elevation contours are presented in Figures 4–1a and 4–1b. As shown in the groundwater contour map, groundwater elevation is highest (upgradient) at SB7/WP7 and SB11/WP11 (adjoining to the SP building facilities) and is lowest (downgradient) at SB3/WP3 and SB10/WP10 (bordering Stansbury Creek). Groundwater elevations indicate that groundwater from the SP wooded area flows southwesterly and discharges to Stansbury Creek. No major changes occurred in the second set of groundwater level measurements.

4.5 ANALYTICAL RESULTS

Soil and groundwater analytical results for the test pit, soil boring, and well point samples are summarized in the following sections. All sample matrices were analyzed by an EPA-certified laboratory following EPA Region III guidelines. Analytical results from the laboratory underwent Level IV data validation procedures in accordance with EPA Region III protocols to ensure that the laboratory data were valid and accurate for their intended end use. MDE has established generic numeric cleanup-standards for soil and groundwater in the *State of Maryland Department of the Environment Cleanup Standards for Soil and Groundwater Interim Final Guidance* (Update No. 2), dated March 2008. Each of the chemicals detected during the investigation program was compared to MDE cleanup standards to determine if the default cleanup standards had been exceeded.

For soils, both residential as well as non-residential criteria were compared, even though the current property use is minimal and clearly nonresidential in nature. Exceeding one of the default cleanup standards does not necessarily indicate that an adverse risk is present but rather indicates that more detailed analysis of the chemical concentrations may be warranted. The soil data were also compared to the Maryland "Anticipated Typical Concentration" (ATC) levels for representative metals, which represent background levels in eastern Maryland based on a compilation of data by MDE. Site-specific background data have not been generated, but it is not uncommon for localized background values to vary from the published ATC values.

4.5.1 Test Pit Results

Twenty test-pit soil samples were analyzed and analytical results are presented in the following sections. The summary of positive detects for test-pit soils compared against residential and non-residential criteria is presented in Table 4–3a, the statistical summary is presented in Table 4–3b, and a comparison to ATC criteria is presented in Table 4–3c. Data validation reports are included in Appendix G.

VOCs: Only low levels of a limited number of VOCs were detected in subsurface soils but none at concentrations greater than MDE residential criteria. The concentrations of the five VOCs detected were four to five orders of magnitude less than MDE residential criteria.

SVOCs: Seven SVOCs, primarily polyaromatic hydrocarbons (PAHs), were detected in test pit samples but none at concentrations greater than MDE residential criteria. All detected concentrations were one to five orders of magnitude less than MDE residential criteria. The frequency of detection ranged from five to 20 percent, with the exception of phenanthrene, which was detected in 60 percent of the samples.

Metals: Naturally occurring metals were detected in all 20 test-pit samples. The concentrations of aluminum, arsenic, chromium, iron, manganese, and vanadium exceeded MDE residential criteria. Arsenic concentrations exceeded MDE non-residential criteria in 85 percent of the samples and manganese in one sample. These metals were also compared to ATCs (background reference levels), as shown in Table 4–3c, with aluminum exceeding 11,000 milligrams per kilogram (mg/kg) in 60 percent of the samples; arsenic exceeding 3.6 mg/kg in 80 percent of the samples; chromium (total) exceeding 28 mg/kg in 50 percent of the samples; iron exceeding 15,000 mg/kg in 70 percent of the samples; manganese exceeding 480 mg/kg in 30 percent of the samples; and vanadium exceeding 30 mg/kg in 60 percent of the samples.

Evaluating metals concentrations is challenging, as they are naturally occurring constituents and some risk-based screening or cleanup values are less than local background concentrations. For aluminum, the average concentration of 10,694 mg/kg in all test-pit samples is less than the ATC value of 11,000 mg/kg, and the maximum concentration is less than two times the ATC value.

With respect to arsenic, although the non-residential cleanup criteria were exceeded in most samples, the maximum concentration of arsenic was only 10 mg/kg and the average of all samples was 6.4 mg/kg. These levels are relatively consistent with proposed residential risk-based cleanup numbers for the adjacent MRC, which is currently enrolled in Maryland's "Voluntary Cleanup Program." Chromium data show an average concentration of 22.6 mg/kg in all test-pit samples, less than the ATC value of 28 mg/kg, and the maximum concentration is less than two times the ATC value.

The average iron concentration in test-pit samples exceeds the ATC. However, iron concentrations are typically highly variable under natural conditions and do not tend to drive risk in site-specific assessment. For manganese and vanadium, the average concentration in test pits is less than or approximates the ATC. In summary, although some metals exceed residential screening criteria, with a few exceeding non-residential criteria, the data set is consistent with background and is not likely to be the result of a release at the site.

PCBs: PCBs were not detected in any of the test-pit samples.

Radionuclides: Five soil samples were analyzed to evaluate gamma anomalies from the surface geophysical surveys. Gross alpha with a maximum concentration of 24.5 picocuries per gram (pCi/g) and gross beta with a maximum concentration of 28.5J pCi/g were detected in all five samples. The radionuclide concentrations are distributed evenly across the site and all concentrations are similar. Although several soil samples indicate the presence of radioactive material, no definite conclusions can be drawn to confirm if the isotopes are natural or manmade.

4.5.2 Soil Boring Results

Eleven soil samples were analyzed and analytical results are presented the in following sections. A summary of positive detects for test-pit soils compared to residential and non-residential criteria is presented in Table 4–4a, the statistical summary is presented in Table 4–4b, and a comparison to ATC criteria is presented in Table 4–4c. The data validation reports are included in Appendix G.

VOCs: Low levels of VOCs were detected in subsurface soils but none at concentrations greater than MDE residential criteria. Three VOCs detected were four to five orders of magnitude less than MDE residential criteria.

SVOCs: Three SVOCs were detected in subsurface soils but none at concentrations greater than MDE residential criteria. All detected concentrations were two to five orders of magnitude less than MDE residential criteria.

Metals: Naturally occurring metals were detected in all 11 subsurface soils. The concentrations of aluminum, arsenic, chromium, iron, manganese, thallium, and vanadium exceeded MDE residential criteria. Arsenic concentrations exceeded MDE non-residential criteria in 81 percent of the samples. These metals were also compared to ATCs (background reference levels), as shown in Table 4–4c, with aluminum exceeding 11,000 mg/kg in 31 percent of the samples; arsenic exceeding 3.6 mg/kg in 88 percent of the samples; chromium (total) exceeding 28 mg/kg in 36 percent of the samples; iron exceeding 15,000 mg/kg in 45 percent of the samples; manganese exceeding 480 mg/kg in 36 percent of the samples; and vanadium exceeding 30 mg/kg in 27 percent of the samples. Thallium concentrations did not exceed the ATC in any sample.

For aluminum, the average concentration of 8842 mg/kg in all subsurface soil samples is less than the ATC value of 11,000 mg/kg and the maximum concentrations is less than two times the ATC value. With respect to arsenic, although the non-residential cleanup criteria were exceeded in most samples, the maximum concentration of arsenic was only 9.4 mg/kg and the average of all samples was 5.7 mg/kg. These levels are relatively consistent with proposed residential risk-based cleanup numbers for the adjacent MRC, which is currently enrolled in Maryland's "Voluntary Cleanup Program." Chromium data show an average concentration of 19.5 mg/kg in all subsurface soil samples, less than the ATC value of 28 mg/kg, and the maximum concentrations is less than two times the ATC value. The average iron concentration in subsurface soil samples marginally exceeded the ATC. However, iron concentrations are typically highly variable under natural conditions and do not tend to drive risk in site-specific assessment. For manganese and vanadium, the average concentration in subsurface soil samples is less than the ATC. In summary, although some metals exceed residential screening criteria with arsenic exceeding

non-residential criteria, the data set is consistent with background and is not likely due to a release at the site.

PCBs: PCBs were not detected in any of the soil boring samples.

4.5.3 Groundwater Analytical Summary

Five groundwater samples were collected from temporary well points to evaluate groundwater chemical concentrations at SP. Water samples were analyzed and analytical results are presented in the following sections. For the well point WP11/SB11, the sample volume was just adequate to collect for VOC analysis due to poor groundwater recharge at the time of sampling. The summary of positive detects for groundwater as compared to MDE groundwater cleanup criteria is presented in Table 4–5a; the statistical summary is presented in Table 4–5b. The data validation reports appear in Appendix G.

VOCs: One VOC (toluene) was detected at a concentration two orders of magnitude below MDE groundwater criteria. Toluene was detected in WP11/SB11.

SVOCs: A number of SVOC compounds, primarily PAHs, were detected at one well point (WP2/SB2). The detected concentrations are present at very low levels, ranging from 0.55 to 2.9 micrograms per liter (µg/l). Although these concentrations do not indicate gross contamination, MDE groundwater criteria are slightly exceeded (but within the same order of magnitude). WP2/SB2 is an upgradient well proximal to SP facilities. PAHs are not typically mobile in the groundwater flow regime. The low concentrations may represent suspended solids in the water sample and do not necessarily indicate dissolved constituents.

Metals: The results consistently show the presence of metals in all the well points. More specifically, the aluminum, arsenic, beryllium, cadmium, iron, manganese, nickel, vanadium, and zinc concentrations exceeded the MDE groundwater criteria for both total and dissolved metals. Concentrations of many of these compounds are notably higher in the downgradient monitoring locations WP3/SB-3 and WP10/SP10, which are much closer to Stansbury Creek. A significant decrease in pH was identified moving from the upgradient to downgradient points (from 5.76

to 3.7), and dissolved oxygen is no longer present in the downgradient monitoring points. Increased metals concentrations in groundwater may be due to these geochemical conditions. Repurging of water from well points and measurements of pH and dissolved oxygen levels in November 2008 detected similar trends. Refer to Appendix E— "Field Document Records" for low-flow-purge logs.

The wooded area of SP has generally low pH levels, exhibiting acidic soil conditions as compared to upgradient open areas. The presence of a peat layer in subsurface soil borings and test pits further confirms calcium-deficient environments. The elevated concentrations of aluminum, iron, and manganese in well points correspond to a commonly low pH environment containing acidic soils in shady, moisture laden peat soils.

Table 4–1

Test Pit Observations, Strawberry Point
Martin State Airport, Middle River, Maryland
Page 1 of 3

Legend: Dimensions: length × width × depth bgs: below ground surface DTW: depth to water
Pit#: TP-1
DTW: 7 ft. bgs Fill: no evidence of fill
Description: 15×3×10 ft. pit, Dry, hard grey clay, red-orange rust-colored stains (natural), 1–4 ft. bgs; grey clay, moist 5–6 ft. bgs; water seepage from sidewalls at 7 ft.; grey clay, wet 10 ft.
Pit#: TP-2
DTW: 5 ft. bgs Fill: no evidence of fill
Description: 15×3×10 ft. pit, Grey, clay, some orange iron stains, dry-moist, hard 1–4 ft. bgs; water seepage from sidewalls 4–5 ft. bgs; clay, moderate plasticity, grey 5–9 ft. bgs; grey, soft, clay, moderate plasticity, bottom of hole is dry at 10 ft. bgs.
Pit#: TP-3
DTW: 8 ft. bgs Fill: no evidence of fill
Description: 15×3×10 ft. pit, Topsoil 1 ft. bgs; very stiff, dry, grey clay 2–3 ft. bgs; grey clay 4 ft. bgs; 6" layer of peat 5 ft. bgs; grey clay 6 ft. bgs; mix of clay, silt, grey-orange 7 ft. bgs; water seeping in from sides 8 ft. bgs; grey orange clayey silt, silty clay 9 ft. bgs; bottom dry 10 ft. bgs.
Pit#: TP-4
DTW: dry Fill: no evidence of fill
Description: 15×3×10 ft. pit, grey clay 1–10 ft. bgs.
Pit#: TP-5
DTW: 10 ft. bgs Fill: no evidence of fill
Description: 15×3×10 ft. pit, root material, brown, dry, silt and clean sand 1–4 ft. bgs; grey clay 5–7 ft. bgs; 6" peat layer strong H_2S odor 8 ft. bgs; grey clay 9 ft. bgs; water at 10 ft. bgs; bottom transitions to grey silt 10 ft. bgs.
Pit#: TP-6
DTW: dry Fill: no evidence of fill
Description: 15×3×10 ft. pit, topsoil, forest soil A horizon 1 ft. bgs; loose, little silty clay 2 ft. bgs; dry-moist clay, hard 3–4 ft. bgs; grey clayey silt, med stiff 5–6 ft. bgs; grey, clay, soft, highly plastic 7 ft. bgs; clay 8–10 ft. bgs.

Table 4–1

Test Pit Observations, Strawberry Point
Martin State Airport, Middle River, Maryland
Page 2 of 3

Pit#: TP-7
DTW: 6 ft. bgs Fill: no evidence of fill
Description: 15×3×10 ft. pit, topsoil, loose 1 ft. bgs; clay, grey, orange 2 ft. bgs; clay, grey, med stiff 3 ft. bgs; grey-green clay and silt 4–7 ft. bgs; water seepage at 6 ft. bgs; peat layer 8–9 ft. bgs; clay, little sand/silt (fine) 10 ft. bgs.
Pit#: TP-8
DTW: dry Fill: no evidence of fill
Description: 15×3×10 ft. pit, grey, hard, dry, clay 1–5 ft. bgs; tan-orange, f-m sand 6–7 ft. bgs; grey clay 8 ft. bgs; sand 9–10 ft. bgs.
Pit#: TP-9
DTW: dry Fill: no evidence of fill
Description: 15×3×8 ft. pit, mix of f-m sand and stiff clayey silt, tan-brown, dry;1–4 ft. bgs; f-m sand, mix of silty clay 5–8 ft. bgs; backhoe cannot advance beyond the dense gray clay 8 ft. bgs.
Pit#: TP-10
DTW: 8 ft. bgs Fill: no evidence of fill
Description: 15×3×10 ft. pit, top soil, brown-grey, silt and clay stiff 1–2 ft. bgs; dry clay, grey some orange mottles, slightly moist 3–4 ft. bgs; clay, some silt, light grey and brown 5–7 ft. bgs; 6" peat layer and water 8 ft. bgs; grey clay, very soft wet 10 ft. bgs.
Pit#: TP-11
DTW: 10 ft. bgs Fill: no evidence of fill
Description: 15×3×11ft. pit, native silt, brown dry 1–3 ft. bgs; native, soft clay, brown/gray 4–5 ft. bgs; native, soft grey clay, organic odor, H_2S odor, moist 6–9 ft. bgs; water 10–11 ft. bgs.
Pit#: TP-12
DTW: dry Fill: no evidence of fill
Description: 15×3×10 ft. pit, dry, hard, grey clay, orange rust colored staining sporadic 1–5ft. bgs; grey, moist, plastic clay 6–9 ft. bgs; hole dry 10 ft. bgs.
Pit#: TP-13
DTW: dry Fill: no evidence of fill
Description: 15×3×10 ft. pit, tan-orange, clean f-m sand 1–4 ft. bgs; dry hard clay 5–7 ft. bgs; tan-orange, f-m sand 8–10 ft. bgs.

Table 4–1

Test Pit Observations, Strawberry Point
Martin State Airport, Middle River, Maryland
Page 1 of 3

Pit#: TP-14
DTW: 3 ft. bgs Fill: no evidence of fill
Description: 15×3×10 ft. pit, dry grey clay, hard 1–2 ft. bgs; water at 3 ft. bgs; wet grey clay 3–6 ft. bgs; orange, clayey silt, orange sand f-m, loose, wet 7–10 ft. bgs.
Pit#: TP-15
DTW: 6 ft. bgs Fill: no evidence of fill
Description: 15×3×10 ft. pit, dry clay 1—2 ft. bgs; grey clay 3–5 ft. bgs; grey clay water seepage 6–7 ft. bgs; grey clay, wet 8–9 ft. bgs; light grey, silt, some clay little fine sand 10 ft. bgs.
Pit#: TP-16
DTW: 8 ft.. bgs Fill: no evidence of fill
Description: 15×3×10 ft. pit, top soil, dry 1–2 ft. bgs; dry, grey clay, dense 3–4 ft. bgs; clay, grey, dense 5–7 ft. bgs; water trickling out of sidewall 8 ft. bgs; clay 10 ft. bgs.
Pit#: TP-17
DTW: dry Fill: no evidence of fill
Description: 15×3×10 ft. pit, grey clay, dry 1–6 ft. bgs; peat layer 6 ft. bgs; grey clay, highly plastic 7 ft. bgs; grey/orange, silty clay and clayey silt dry 8–10 ft. bgs.
Pit#: TP-18
DTW: dry Fill: no evidence of fill
Description: 15x3x10 ft. pit, dry, grey clay, hard, orange mottles 1–2 ft. bgs; grey clay, soft, moist 3–5 ft. bgs; peat layer 6 ft. bgs; orange and grey mottled, light grey, clayey silt 7 ft. bgs; clayey silt, soft 8 ft. bgs; orange, grey, mottled silt, stiff 9–10 ft. bgs.
Pit#: TP-19
DTW: dry Fill: no evidence of fill
Description: 15×3×10 ft. pit, silt and fine sand, organic material, brown, dry 1–5 ft. bgs; mottled grey-orange, silt, dry 5 ft. bgs; very stiff silt, some fine sand 6–7 ft. bgs; organic peat, some silt and clay, dark brown 8–10 ft. bgs.
Pit#: TP-20
DTW: dry Fill: no evidence of fill
Description: 15×3×10 ft. pit, tan-orange, f-m sand 1–6 ft. bgs; grey, silty clay, some f-sand, moist, med stiff, wall sloughing, high sand content mixed w/silty clay.

Table 4–2

Summary of Groundwater Elevation Data from Temporary Well Points (Based on Field Measurements September 18, 2008 and November 3, 2008), Strawberry Point Martin State Airport, Middle River, Maryland

Well ID	Groundwater Elevation (feet) MSL	TOC Elevation (feet) MSL	Water Level (09/18/08) TOC to Groundwater (feet)	Groundwater Elevation (feet) MSL (09/18/08)	Water Level (11/03/08) TOC to Groundwater (feet)	Groundwater Elevation (feet) MSL (11/03/08)
WP2/SB2	10.38	13.04	9.33	3.71	9.50	3.54
WP3/SB3	6.84	9.50	6.66	2.84	7.70	1.80
WP7/SB7	8.85	11.50	8.07	3.43	7.85	3.65
WP10/SB10	7.68	10.23	7.41	2.82	8.20	2.03
WP11/SB11	8.58	9.82	6.06	3.76	5.85	3.97

WP/SB— well points/soil borings
MSL— mean sea-level
TOC— top of casing

TABLE 4-3a

TEST PIT SOIL ANALYTICAL RESULTS: SUMMARY OF POSITIVE DETECTIONS
STRAWBERRY POINT
MARTIN STATE AIRPORT, MIDDLE RIVER, MARYLAND
PAGE 1 OF 8

SAMPLE ID:	MDE		TP-1-0506	TP-2-0708	TP-3-0506	TP-4-0506	TP-5-06
LABORATORY ID:	RESIDENTIAL	NON-RESIDENTIAL	C8H150236013	C8H150236016	C8H150236012	C8H150236019	C8H150236002
SAMPLE DATE:	CRITERIA	CRITERIA	8/13/2008	8/14/2008	8/13/2008	8/14/2008	8/12/2008
DEPTH:			5 - 6	7 - 8	5 - 6	5 - 6	6
VOLATILE SOILS (ug/kg)							
2-BUTANONE	4,700,000	61,000,000	--	--	--	8.3 J	19
ACETONE	7,000,000	92,000,000	--	17 J	--	37 J	110 J
CARBON DISULFIDE	780,000	10,000,000	--	--	--	--	5.1 J
METHYLENE CHLORIDE	85,000	380,000	--	--	0.8 J	--	--
STYRENE	1,600,000	20,000,000	--	--	--	--	--
SEMIVOLATILE SOIL (ug/kg)							
2-METHYLNAPHTHALENE	31,000	410,000	--	--	--	--	--
4-CHLORO-3-METHYLPHENOL	NA	NA	--	--	--	--	--
BENZO(B)FLUORANTHENE	220	3,900	--	--	--	--	--
FLUORANTHENE	310,000	4,100,000	--	--	--	--	--
NAPHTHALENE	160,000	2,000,000	30 J	38 J	--	--	--
PHENANTHRENE	2,300,000	31,000,000	47 J	54 J	--	34 J	34 J
PYRENE	230,000	3,100,000	--	38 J	--	--	--
INORGANICS (mg/kg)							
ALUMINUM	7,800	100,000	18100	17700	9150	16300	15100
ANTIMONY	3.1	41	0.19 L	--	--	--	--
ARSENIC	0.43	1.9	7.9	9.8	4.1	8.5	9.3
BARIUM	1,600	20,000	41.6	41.5	38	39.4	32.2
BERYLLIUM	16	200	1.7	1.7	0.59	1.6	1.3
CADMIUM	3.9	51	0.12 K	0.086 K	--	0.1 K	0.3 K
CALCIUM	NA	NA	1160	1260	93.8	1450	229
CHROMIUM	23	310	34.4 K	32.3 K	13.6 K	30.8 K	32 K
COBALT	NA	NA	16.4	16.4	4.7	15.7	21.6
COPPER	310	4,100	17.6	19.1	6.1	15.6	20
IRON	5,500	72,000	36600	39500	12100	36600	22000
LEAD	400	1,000	21	23.3	6.1	18.6	18.2
MAGNESIUM	NA	NA	5700	5670	1010	5690	2590
MANGANESE	160	2,000	1200 K	1160 K	52.3 K	2070 K	299 K

TABLE 4-3a

TEST PIT SOIL ANALYTICAL RESULTS: SUMMARY OF POSITIVE DETECTIONS
STRAWBERRY POINT
MARTIN STATE AIRPORT, MIDDLE RIVER, MARYLAND
PAGE 2 OF 8

SAMPLE ID:	MDE		TP-1-0506	TP-2-0708	TP-3-0506	TP-4-0506	TP-5-06
LABORATORY ID:	RESIDENTIAL	NON-RESIDENTIAL	C8H150236013	C8H150236016	C8H150236012	C8H150236019	C8H150236002
SAMPLE DATE:	CRITERIA	CRITERIA	8/13/2008	8/14/2008	8/13/2008	8/14/2008	8/12/2008
DEPTH:			5 - 6	7 - 8	5 - 6	5 - 6	6
MERCURY	2.3	31	0.051	0.07	0.019	0.049	0.068
NICKEL	160	2,000	27.8	28.5	7.7	25.3	30.9
POTASSIUM	NA	NA	2540	2310	345 L	2610	1440 L
SELENIUM	39	510	--	--	--	--	0.47 L
SILVER	39	510	0.38 B	0.42 B	0.061 B	0.6	--
SODIUM	NA	NA	727 L	1220 L	--	896 L	--
THALLIUM	0.55	7.2	1.6 B	1.5 B	--	1.5 B	1.3 B
VANADIUM	7.8	100	42.9	42.5	26.5	40.1	32.6
ZINC	2,300	31,000	94.8	98.2	33.5	87	101
MISCELLANEOUS (%)							
PERCENT SOLIDS	NA	NA	54.2	54.5	85.6	53.2	62.6
RADIONUCLIDES (pCi/g)							
GROSS ALPHA	NA	NA	NA	NA	23.8	NA	24.5
GROSS BETA	NA	NA	NA	NA	17.2 J	NA	25.9 J

TABLE 4-3a

TEST PIT SOIL ANALYTICAL RESULTS: SUMMARY OF POSITIVE DETECTIONS
STRAWBERRY POINT
MARTIN STATE AIRPORT, MIDDLE RIVER, MARYLAND

SAMPLE ID:	MDE		TP-6-0506	TP-7-0506	TP-8-0506	TP-9-0405	TP-10-0506
LABORATORY ID:	RESIDENTIAL	NON-RESIDENTIAL	C8H150236011	C8H150236007	C8H150236009	C8H150236005	C8H150236004
SAMPLE DATE:	CRITERIA	CRITERIA	8/13/2008	8/13/2008	8/13/2008	8/12/2008	8/12/2008
DEPTH:			5 - 6	5 - 6	5 - 6	4 - 5	5 - 6
VOLATILE SOILS (ug/kg)							
2-BUTANONE	4,700,000	61,000,000	--	11	--	--	--
ACETONE	7,000,000	92,000,000	--	26 J	--	--	--
CARBON DISULFIDE	780,000	10,000,000	--	--	--	--	--
METHYLENE CHLORIDE	85,000	380,000	--	--	--	--	--
STYRENE	1,600,000	20,000,000	--	--	--	--	--
SEMIVOLATILE SOIL (ug/kg)							
2-METHYLNAPHTHALENE	31,000	410,000	--	--	--	--	--
4-CHLORO-3-METHYLPHENOL	NA	NA	340 J	--	--	--	--
BENZO(B)FLUORANTHENE	220	3,900	--	--	--	--	--
FLUORANTHENE	310,000	4,100,000	--	--	--	--	--
NAPHTHALENE	160,000	2,000,000	--	--	--	--	--
PHENANTHRENE	2,300,000	31,000,000	29 J	30 J	--	--	--
PYRENE	230,000	3,100,000	--	--	--	--	--
INORGANICS (mg/kg)							
ALUMINUM	7,800	100,000	11500	7780	712	2460	14200
ANTIMONY	3.1	41	--	--	--	--	0.31 L
ARSENIC	0.43	1.9	5.2	4.6	1.4 K	8	8.6
BARIUM	1,600	20,000	30.9	20.9	4.1	18	39.3
BERYLLIUM	16	200	0.89	0.76	0.056 B	0.39	0.52
CADMIUM	3.9	51	0.3 K	0.22 K	--	--	--
CALCIUM	NA	NA	242	745	43.9	73.3	151
CHROMIUM	23	310	21 K	18.3 K	2.9 K	13.7 K	36.1 K
COBALT	NA	NA	13.3	7.9	0.29 B	0.64	5.8
COPPER	310	4,100	15.7	10.4	2.2	22.9	21.8
IRON	5,500	72,000	20400	17100	4020	5220	38100
LEAD	400	1,000	12.9	11.2	1.8	5.5	17.3
MAGNESIUM	NA	NA	1950	2210	123	270	2500
MANGANESE	160	2,000	252 K	479 K	5.9 K	7.4 K	196 K

TABLE 4-3a

TEST PIT SOIL ANALYTICAL RESULTS: SUMMARY OF POSITIVE DETECTIONS
STRAWBERRY POINT
MARTIN STATE AIRPORT, MIDDLE RIVER, MARYLAND
PAGE 4 OF 8

SAMPLE ID:	MDE		TP-6-0506	TP-7-0506	TP-8-0506	TP-9-0405	TP-10-0506
LABORATORY ID:	RESIDENTIAL	NON-RESIDENTIAL	C8H150236011	C8H150236007	C8H150236009	C8H150236005	C8H150236004
SAMPLE DATE:	CRITERIA	CRITERIA	8/13/2008	8/13/2008	8/13/2008	8/12/2008	8/12/2008
DEPTH:			5 - 6	5 - 6	5 - 6	4 - 5	5 - 6
MERCURY	2.3	31	0.044	0.033	--	--	0.046
NICKEL	160	2,000	17	12.7	0.42	0.95	11.8
POTASSIUM	NA	NA	1120 L	1090 L	166 L	485 L	2070
SELENIUM	39	510	--	--	--	--	--
SILVER	39	510	0.099 B	0.27 B	0.065 B	0.083 B	0.18 B
SODIUM	NA	NA	139 L	40.8 L	33.9	--	34 L
THALLIUM	0.55	7.2	0.75 B	--	--	--	1.7 B
VANADIUM	7.8	100	22.1	20.6	5.3	38	40.4
ZINC	2,300	31,000	64.5	50.2	3.1	4.8	55.5
MISCELLANEOUS (%)							
PERCENT SOLIDS	NA	NA	66.6	66.9	98	90.4	69.6
RADIONUCLIDES (pCi/g)							
GROSS ALPHA	NA	NA	NA	23.6	NA	NA	24.5
GROSS BETA	NA	NA	NA	17.6 J	NA	NA	24.8 J

TABLE 4-3a

TEST PIT SOIL ANALYTICAL RESULTS: SUMMARY OF POSITIVE DETECTIONS
STRAWBERRY POINT
MARTIN STATE AIRPORT, MIDDLE RIVER, MARYLAND

SAMPLE ID:	MDE		TP-11-06	TP-12-0708	TP-13-0506	TP-14-0506	TP-15-0506
LABORATORY ID:	RESIDENTIAL	NON-RESIDENTIAL	C8H150236001	C8H150236018	C8H150236006	C8H150236014	C8H150236015
SAMPLE DATE:	CRITERIA	CRITERIA	8/12/2008	8/14/2008	8/12/2008	8/13/2008	8/13/2008
DEPTH:			6	7 - 8	5 - 6	5 - 6	5 - 6
VOLATILE SOILS (ug/kg)							
2-BUTANONE	4,700,000	61,000,000	8.1	--	--	7.8	--
ACETONE	7,000,000	92,000,000	27 J	25 J	--	31 J	--
CARBON DISULFIDE	780,000	10,000,000	--	--	--	2.3 J	--
METHYLENE CHLORIDE	85,000	380,000	--	--	--	--	--
STYRENE	1,600,000	20,000,000	--	--	--	--	--
SEMIVOLATILE SOIL (ug/kg)							
2-METHYLNAPHTHALENE	31,000	410,000	--	43 J	--	--	--
4-CHLORO-3-METHYLPHENOL	NA	NA	--	--	--	--	--
BENZO(B)FLUORANTHENE	220	3,900	--	--	--	--	--
FLUORANTHENE	310,000	4,100,000	--	51 J	--	--	--
NAPHTHALENE	160,000	2,000,000	--	47 J	--	25 J	--
PHENANTHRENE	2,300,000	31,000,000	26 J	77 J	--	35 J	--
PYRENE	230,000	3,100,000	--	50 J	--	--	--
INORGANICS (mg/kg)							
ALUMINUM	7,800	100,000	13800	18100	2840	12500	10000
ANTIMONY	3.1	41	0.2 L	--	--	--	0.26 L
ARSENIC	0.43	1.9	8.9	10	1.9 K	5.7	6.1
BARIUM	1,600	20,000	35.2	46.7	10.8	37.8	21
BERYLLIUM	16	200	0.71	1.7	0.13 B	1.5	0.6
CADMIUM	3.9	51	--	0.1 K	--	0.09 K	--
CALCIUM	NA	NA	222	1330	54.4	765	171
CHROMIUM	23	310	29.2 K	32.5 K	6.4 K	22.8 K	33.3 K
COBALT	NA	NA	7	17.1	1.1	13.8	3.3
COPPER	310	4,100	13.5	18.9	4.1	11.5	15.3
IRON	5,500	72,000	28600	38700	4480	22900	16200
LEAD	400	1,000	15.9	22.8	4.1	13.6	9.6
MAGNESIUM	NA	NA	2660	5900	487	3570	1000
MANGANESE	160	2,000	228 K	1130 K	31.4 K	765 K	82.5 K

TABLE 4-3a

TEST PIT SOIL ANALYTICAL RESULTS: SUMMARY OF POSITIVE DETECTIONS
STRAWBERRY POINT
MARTIN STATE AIRPORT, MIDDLE RIVER, MARYLAND
PAGE 6 OF 8

SAMPLE ID:	MDE		TP-11-06	TP-12-0708	TP-13-0506	TP-14-0506	TP-15-0506
LABORATORY ID:	RESIDENTIAL	NON-RESIDENTIAL	C8H150236001	C8H150236018	C8H150236006	C8H150236014	C8H150236015
SAMPLE DATE:	CRITERIA	CRITERIA	8/12/2008	8/14/2008	8/12/2008	8/13/2008	8/13/2008
DEPTH:			6	7 - 8	5 - 6	5 - 6	5 - 6
MERCURY	2.3	31	0.036	0.079	0.008	0.04	0.028
NICKEL	160	2,000	13.3	29.5	2.4	22.5	6.9
POTASSIUM	NA	NA	1770	2480	335 L	1590	999 L
SELENIUM	39	510	--	--	--	--	--
SILVER	39	510	0.2 B	0.37 B	--	0.19 B	0.12 B
SODIUM	NA	NA	37.3 L	1490 L	--	259 L	64 L
THALLIUM	0.55	7.2	1.2 B	0.92 B	--	0.6 B	0.73 B
VANADIUM	7.8	100	41.6	42.5	8.7	29.1	45.2
ZINC	2,300	31,000	53.7	104	9.9	68.3	28.8
MISCELLANEOUS (%)							
PERCENT SOLIDS	NA	NA	68.9	52.1	93.9	75.9	70.1
RADIONUCLIDES (pCi/g)							
GROSS ALPHA	NA	NA	NA	NA	NA	NA	21.5
GROSS BETA	NA	NA	NA	NA	NA	NA	28.5 J

TABLE 4-3a

TEST PIT SOIL ANALYTICAL RESULTS: SUMMARY OF POSITIVE DETECTIONS
STRAWBERRY POINT
MARTIN STATE AIRPORT, MIDDLE RIVER, MARYLAND
PAGE 7 OF 8

SAMPLE ID:	MDE		TP-16-05	TP-17-0506	TP-18-0607	TP-19-0506	TP-20-0506
LABORATORY ID:	RESIDENTIAL	NON-RESIDENTIAL	C8H150236003	C8H150236020	C8H150236017	C8H150236010	C8H150236008
SAMPLE DATE:	CRITERIA	CRITERIA	8/12/2008	8/14/2008	8/14/2008	8/13/2008	8/13/2008
DEPTH:			5	5 - 6	6 - 7	5 - 6	5 - 6
VOLATILE SOILS (ug/kg)							
2-BUTANONE	4,700,000	61,000,000	--	--	13	--	--
ACETONE	7,000,000	92,000,000	--	36 J	77 J	--	--
CARBON DISULFIDE	780,000	10,000,000	--	3.5 J	8.4	--	--
METHYLENE CHLORIDE	85,000	380,000	--	--	1.1 J	--	--
STYRENE	1,600,000	20,000,000	2.6 J	--	--	--	--
SEMIVOLATILE SOIL (ug/kg)							
2-METHYLNAPHTHALENE	31,000	410,000	--	--	--	--	--
4-CHLORO-3-METHYLPHENOL	NA	NA	--	--	--	--	--
BENZO(B)FLUORANTHENE	220	3,900	28 J	--	--	--	--
FLUORANTHENE	310,000	4,100,000	38 J	--	--	--	--
NAPHTHALENE	160,000	2,000,000	--	--	--	--	--
PHENANTHRENE	2,300,000	31,000,000	28 J	49 J	39 J	--	--
PYRENE	230,000	3,100,000	41 J	--	--	--	--
INORGANICS (mg/kg)							
ALUMINUM	7,800	100,000	9090	16700	13500	2270	2080
ANTIMONY	3.1	41	0.17 L	--	--	0.13 L	--
ARSENIC	0.43	1.9	8.4	8.8	7	1.6 K	3
BARIUM	1,600	20,000	40.2	37.5	28	7.3	8.5
BERYLLIUM	16	200	0.5	1.9	1.5	0.11 B	0.15 B
CADMIUM	3.9	51	--	0.2 K	0.59 K	--	--
CALCIUM	NA	NA	158	973	259	68	58.1
CHROMIUM	23	310	25 K	31.9 K	23.4 K	6.1 K	6.7 K
COBALT	NA	NA	3.6	23	20.9	0.76	0.9
COPPER	310	4,100	15.7	19.9	15.2	3	4.7
IRON	5,500	72,000	18600	39600	21800	3910	7690
LEAD	400	1,000	20.7	24.4	16.7	2.9	3.8
MAGNESIUM	NA	NA	1390	4640	2420	171	316
MANGANESE	160	2,000	125 K	977 K	394 K	9 K	17 K

TABLE 4-3a

TEST PIT SOIL ANALYTICAL RESULTS: SUMMARY OF POSITIVE DETECTIONS
STRAWBERRY POINT
MARTIN STATE AIRPORT, MIDDLE RIVER, MARYLAND
PAGE 8 OF 8

SAMPLE ID:	MDE		TP-16-05	TP-17-0506	TP-18-0607	TP-19-0506	TP-20-0506
LABORATORY ID:	RESIDENTIAL	NON-RESIDENTIAL	C8H150236003	C8H150236020	C8H150236017	C8H150236010	C8H150236008
SAMPLE DATE:	CRITERIA	CRITERIA	8/12/2008	8/14/2008	8/14/2008	8/13/2008	8/13/2008
DEPTH:			5	5 - 6	6 - 7	5 - 6	5 - 6
MERCURY	2.3	31	0.041	0.086	0.049	0.0087	--
NICKEL	160	2,000	7.5	36.5	29.9	1.1	1.9
POTASSIUM	NA	NA	2350	2120	1310 L	271 L	240 L
SELENIUM	39	510	--	--	--	--	--
SILVER	39	510	0.14 B	0.34 B	0.11 B	--	0.081 B
SODIUM	NA	NA	63.4 L	184 L	--	--	--
THALLIUM	0.55	7.2	0.79 B	1.4 B	0.58 B	--	--
VANADIUM	7.8	100	30.9	40.8	31.6	15.7	11.1
ZINC	2,300	31,000	29.8	104	117	5.9	9.3
MISCELLANEOUS (%)							
PERCENT SOLIDS	NA	NA	69	56.9	64.4	91.9	92.6
RADIONUCLIDES (pCi/g)							
GROSS ALPHA	NA	NA	NA	NA	NA	NA	NA
GROSS BETA	NA	NA	NA	NA	NA	NA	NA

MDE - Maryland Department of the Environment

B - Analyte was detected but is considered to be a laboratory contaminant.

J - Positive value is considered estimated as a result of technical noncompliance.

K - Positive value is considered biased high as a result of techical noncompliance.

L - Positive value is considered biased low as a result of technical noncompliance.

mg/kg - milligrams per kilogram

ug/kg - micrograms per kilogram

Gray shaded values exceed MDE residential criteria.

Black shaded values exceed MDE residential and non-residential criteria.

-- Not detected

NA - Not Applicable

TABLE 4-3b

STATISTICAL SUMMARY OF TEST PIT SAMPLES
STRAWBERRY POINT
MARTIN STATE AIRPORT, MIDDLE RIVER, MARYLAND
PAGE 1 OF 2

Chemical	Frequency of Detection		Mininum Non Detected	Maximum Non Detected	Mininum Detected	Maximum Detected	Maximum Detected Location	Mean of All Samples	Mean of Positive Detects	Standard Deviation
	Number	Percent								
VOLATILE SOILS (ug/kg)										
2-BUTANONE	**6/20**	**30%**	**5.1**	**9.6**	**7.8**	**19**	**TP-5-06**	**5.82**	**11.2**	**4.30**
ACETONE	**9/20**	**45%**	**20**	**37**	**17 J**	**110 J**	**TP-5-06**	**26.4**	**42.9**	**25.1**
CARBON DISULFIDE	**4/20**	**20%**	**5.1**	**9.6**	**2.3 J**	**8.4**	**TP-18-0607**	**3.81**	**4.83**	**1.37**
METHYLENE CHLORIDE	**2/20**	**10%**	**5.1**	**9.6**	**0.8 J**	**1.1 J**	**TP-18-0607**	**3.38**	**0.950**	**1.10**
STYRENE	**1/20**	**5%**	**5.1**	**9.6**	**2.6 J**	**2.6 J**	**TP-15-0506**	**3.57**	**2.60**	**0.778**
SEMIVOLATILE SOIL (ug/kg)										
2-METHYLNAPHTHALENE	**1/20**	**5%**	**340**	**620**	**43 J**	**43 J**	**TP-12-0708**	**225**	**43.0**	**62.1**
4-CHLORO-3-METHYLPHENOL	**1/20**	**5%**	**340**	**630**	**340 J**	**340 J**	**TP-6-0506**	**244**	**340**	**53.4**
BENZO(B)FLUORANTHENE	**1/20**	**5%**	**340**	**630**	**28 J**	**28 J**	**TP-16-05**	**228**	**28.0**	**67.6**
FLUORANTHENE	**2/20**	**10%**	**340**	**620**	**38 J**	**51 J**	**TP-12-0708**	**216**	**44.5**	**73.8**
NAPHTHALENE	**4/20**	**20%**	**340**	**620**	**25 J**	**47 J**	**TP-12-0708**	**189**	**35.0**	**87.6**
PHENANTHRENE	12/20	60%	340	470	26 J	77 J	TP-12-0708	102	40.2	79.5
PYRENE	**3/20**	**15%**	**340**	**620**	**38 J**	**50 J**	**TP-12-0708**	**202**	**43.0**	**80.4**
INORGANICS (mg/kg)										
ALUMINUM	20/20	100%	-	-	712	18100	TP-12-0708	10694	10694	5928
ANTIMONY	**6/20**	**30%**	**0.094**	**0.18**	**0.13 L**	**0.31 L**	**TP-10-0506**	**0.110**	**0.210**	**0.076**
ARSENIC	20/20	100%	-	-	1.4 K	10	TP-12-0708	6.44	6.44	2.84
BARIUM	20/20	100%	-	-	4.1	46.7	TP-12-0708	28.9	28.9	13.3
BERYLLIUM	16/20	80%	0.056	0.15	0.39	1.9	TP-17-0506	0.904	1.12	0.647
CADMIUM	10/20	50%	0.048	0.068	0.086 K	0.59 K	TP-18-0506	0.120	0.211	0.143
CALCIUM	20/20	100%	-	-	43.9	1450	TP-4-0506	475	475	498
CHROMIUM	20/20	100%	-	-	2.9 K	36.1 K	TP-10-0506	22.6	22.6	10.9
COBALT	19/20	95%	0.29	0.29	0.64	23	TP-17-0506	9.70	10.2	7.91
COPPER	20/20	100%	-	-	2.2	22.9	TP-9-0405	13.7	13.7	6.53
IRON	20/20	100%	-	-	3910	39600	TP-17-0506	21706	21706	13052
LEAD	20/20	100%	-	-	1.8	24.4	TP-17-0506	13.5	13.5	7.47
MAGNESIUM	20/20	100%	-	-	123	5900	TP-12-0708	2513	2513	2036
MANGANESE	20/20	100%	-	-	5.9 K	2070 K	TP-4-0506	474	474	564
MERCURY	17/20	85%	0.0077	0.034	0.008	0.086	TP-17-0506	0.039	0.044	0.025
NICKEL	20/20	100%	-	-	0.42	36.5	TP-17-0506	15.7	15.7	12.1
POTASSIUM	20/20	100%	-	-	166 L	2610	TP-4-0506	1382	1382	870
SELENIUM	**1/20**	**5%**	**0.29**	**0.55**	**0.47 L**	**0.47 L**	**TP-5-06**	**0.221**	**0.470**	**0.072**

TABLE 4-3b

STATISTICAL SUMMARY OF TEST PIT SAMPLES
STRAWBERRY POINT
MARTIN STATE AIRPORT, MIDDLE RIVER, MARYLAND
PAGE 2 OF 2

Chemical	Frequency of Detection		Mininum Non Detected	Maximum Non Detected	Mininum Detected	Maximum Detected	Maximum Detected Location	Mean of All Samples	Mean of Positive Detects	Standard Deviation
	Number	Percent								
SILVER	**1/20**	**5%**	**0.039**	**0.42**	**0.6**	**0.6**	**TP-4-0506**	**0.111**	**0.600**	**0.130**
SODIUM	13/20	65%	14.8	22.3	33.9	1490 L	TP-12-0708	262	399	447
VANADIUM	20/20	100%	-	-	5.3	45.2	TP-15-0506	30.4	30.4	12.6
ZINC	20/20	100%	-	-	3.1	117	TP-18-0607	56.2	56.2	39.1
MISCELLANEOUS (%)										
PERCENT SOLIDS	20/20	100%	-	-	52.1	98	TP-8-0506	71.9	71.9	15.1
RADIONUCLIDES (pCi/g)										
GROSS ALPHA	5/5	100%	-	-	21.5	24.5	TP-5-06 TP-10-06	23.6	23.6	1.23
GROSS BETA	5/5	100%	-	-	17.2 J	28.5 J	TP-15-0506	22.8	22.8	5.11

Footnotes:

Bolded shaded values indicate that percentage of non-detected values is greater than 50 percent.

For non-detects, 1/2 sample quantitation limit was used as a proxy concentration.

1/2 the detection limit was used for B qualified data.

TABLE 4-3c

TEST PIT SOIL ANALYTICAL RESULTS: SUMMARY OF POSITIVE DETECTIONS VERSUS ATC CRITERIA
STRAWBERRY POINT
MATIN STATE AIRPORT, MIDDLE RIVER, MARYLAND
PAGE 1 OF 2

SAMPLE ID:	Anticipated	TP-1-0506	TP-2-0708	TP-3-0506	TP-4-0506	TP-5-06	TP-6-0506
LABORATORY ID:	Typical	C8H150236013	C8H150236016	C8H150236012	C8H150236019	C8H150236002	C8H150236011
SAMPLE DATE:	Concentration	8/13/2008	8/14/2008	8/13/2008	8/14/2008	8/12/2008	8/13/2008
DEPTH:	Eastern Maryland	5 - 6	7 - 8	5 - 6	5 - 6	6	5 - 6
INORGANICS (mg/kg)							
ALUMINUM	11,000	18100	17700	9150	16300	15100	11500
ARSENIC	3.6	7.9	9.8	4.1	8.5	9.3	5.2
CHROMIUM (total)	28	34.4 K	32.3 K	13.6 K	30.8 K	32 K	21 K
IRON	15,000	36600	39500	12100	36600	22000	20400
MANGANESE	480	1200 K	1160 K	52.3 K	2070 K	299 K	252 K
THALLIUM	3.9	1.6 B	1.5 B	--	1.5 B	1.3 B	0.75 B
VANADIUM	30	42.9	42.5	26.5	40.1	32.6	22.1

SAMPLE ID:	Anticipated	TP-7-0506	TP-8-0506	TP-9-0405	TP-10-0506	TP-11-06	TP-12-0708
LABORATORY ID:	Typical	C8H150236007	C8H150236009	C8H150236005	C8H150236004	C8H150236001	C8H150236018
SAMPLE DATE:	Concentration	8/13/2008	8/13/2008	8/12/2008	8/12/2008	8/12/2008	8/14/2008
DEPTH:	Eastern Maryland	5 - 6	5 - 6	4 - 5	5 - 6	6	7 - 8
INORGANICS (mg/kg)							
ALUMINUM	11,000	7780	712	2460	14200	13800	18100
ARSENIC	3.6	4.6	1.4 K	8	8.6	8.9	10
CHROMIUM (total)	28	18.3 K	2.9 K	13.7 K	36.1 K	29.2 K	32.5 K
IRON	15,000	17100	4020	5220	38100	28600	38700
MANGANESE	480	479 K	5.9 K	7.4 K	196 K	228 K	1130 K
THALLIUM	3.9	--	--	--	1.7 B	1.2 B	0.92 B
VANADIUM	30	20.6	5.3	38	40.4	41.6	42.5

TABLE 4-3c

TEST PIT SOIL ANALYTICAL RESULTS: SUMMARY OF POSITIVE DETECTIONS VERSUS ATC CRITERIA
STRAWBERRY POINT
MATIN STATE AIRPORT, MIDDLE RIVER, MARYLAND
PAGE 2 OF 2

SAMPLE ID:	Anticipated	TP-13-0506	TP-14-0506	TP-15-0506	TP-16-05	TP-17-0506	TP-18-0607
LABORATORY ID:	Typical	C8H150236006	C8H150236014	C8H150236015	C8H150236003	C8H150236020	C8H150236017
SAMPLE DATE:	Concentration	8/12/2008	8/13/2008	8/13/2008	8/12/2008	8/14/2008	8/14/2008
DEPTH:	Eastern Maryland	5 - 6	5 - 6	5 - 6	5	5 - 6	6 - 7
INORGANICS (mg/kg)							
ALUMINUM	11,000	2840	12500	10000	9090	16700	13500
ARSENIC	3.6	1.9 K	5.7	6.1	8.4	8.8	7
CHROMIUM (total)	28	6.4 K	22.8 K	33.3 K	25 K	31.9 K	23.4 K
IRON	15,000	4480	22900	16200	18600	39600	21800
MANGANESE	480	31.4 K	765 K	82.5 K	125 K	977 K	394 K
THALLIUM	3.9	--	0.6 B	0.73 B	0.79 B	1.4 B	0.58 B
VANADIUM	30	8.7	29.1	45.2	30.9	40.8	31.6

SAMPLE ID:	Anticipated	TP-19-0506	TP-20-0506
LABORATORY ID:	Typical	C8H150236010	C8H150236008
SAMPLE DATE:	Concentration	8/13/2008	8/13/2008
DEPTH:	Eastern Maryland	5 - 6	5 - 6
INORGANICS (mg/kg)			
ALUMINUM	11,000	2270	2080
ARSENIC	3.6	1.6 K	3
CHROMIUM (total)	28	6.1 K	6.7 K
IRON	15,000	3910	7690
MANGANESE	480	9 K	17 K
THALLIUM	3.9	--	--
VANADIUM	30	15.7	11.1

B - Analyte was detected but is considered to be a laboratory contaminant.

K - Positive value is considered biased high as a result of techical noncompliance.

mg/kg - milligrams per kilogram

Gray shaded values exceed Anticipated Typical Concentration (ATC), mde CRITERIA, March 2008.

-- Not detected

TP - Test Pits

TABLE 4-4a

ANALYTICAL RESULTS OF DPT SOIL SAMPLING: SUMMARY OF POSITIVE DETECTIONS, STRAWBERRY POINT
MARTIN STATE AIRPORT, MIDDLE RIVER, MARYLAND
PAGE 1 OF 4

SAMPLE ID:	MDE		SB-1-0506	SB-2-0910	SB-3-0607	SB-4-0607	SB-5-0708	SB-6-0708
LABORATORY ID:	RESIDENTIAL	NON-RESIDENTIAL	C8H210225005	C8H210225001	C8H210225006	C8H210225004	C8H210225007	C8H210225011
SAMPLE DATE:	CRITERIA	CRITERIA	8/19/2008	8/19/2008	8/19/2008	8/19/2008	8/20/2008	8/20/2008
DEPTH:			5 - 6	9 - 10	6 - 7	6 - 7	7 - 8	7 - 8
VOLATILE SOILS (ug/kg)								
2-BUTANONE	4,700,000	61,000,000	16	--	--	--	17	--
ACETONE	7,000,000	92,000,000	74	--	--	38	92	--
CARBON DISULFIDE	780,000	10,000,000	6 J	--	--	--	3.5 J	--
SEMIVOLATILE SOIL (ug/kg)								
BIS(2-ETHYLHEXYL)PHTHALATE	46,000	200,000	140 J	--	--	38 J	--	--
CAPROLACTAM	NA	NA	--	--	--	96 J	--	--
PHENANTHRENE	2,300,000	31,000,000	--	--	--	22 J	--	--
INORGANICS (mg/kg)								
ALUMINUM	7,800	100,000	18400	1220	6510	7730	9790	989
ANTIMONY	3.1	41	--	--	0.14 L	--	--	--
ARSENIC	0.43	1.9	7.6	0.46	4	5.6	7.8	2.2
BARIUM	1,600	20,000	44	6.8	12.8	22.5	24.9	5.3
BERYLLIUM	16	200	1.8 L	0.098 B	0.46	0.74 L	1.3	0.14 B
CADMIUM	3.9	51	0.5	--	0.094	0.2 K	0.34 K	--
CALCIUM	NA	NA	1270	156	60.5	525	536	84.6
CHROMIUM	23	310	35.5	4.3	10.2	21.1	22.2	6.4
COBALT	NA	NA	16.8	0.28	3.8	6.5	16.1	0.35
COPPER	310	4,100	17.4	0.97	5.8	13.4	13.7	2.4
IRON	5,500	72,000	36800	610	10500	16700	21500	2300
LEAD	400	1,000	21.4	2.3	5.5	12.1	11.9	3.2
MAGNESIUM	NA	NA	5960 L	106 L	598 L	1800 L	2520 L	118 L
MANGANESE	160	2,000	1540	19.3	35.3	404	679	14.1
MERCURY	2.3	31	0.051	--	0.017	0.038	0.031	--
NICKEL	160	2,000	28.8	0.57 B	7.5	11.1	23	0.71 B
POTASSIUM	NA	NA	2760 L	253 L	359 L	1040 L	1310 L	219 L
SELENIUM	39	510	--	--	0.4 K	--	--	--
SILVER	39	510	0.52 B	--	0.083 B	0.17 B	0.16 B	0.058 B

TABLE 4-4a

ANALYTICAL RESULTS OF DPT SOIL SAMPLING: SUMMARY OF POSITIVE DETECTIONS, STRAWBERRY POINT
MARTIN STATE AIRPORT, MIDDLE RIVER, MARYLAND
PAGE 2 OF 4

SAMPLE ID:	MDE		SB-1-0506	SB-2-0910	SB-3-0607	SB-4-0607	SB-5-0708	SB-6-0708
LABORATORY ID:	RESIDENTIAL	NON-RESIDENTIAL	C8H210225005	C8H210225001	C8H210225006	C8H210225004	C8H210225007	C8H210225011
SAMPLE DATE:	CRITERIA	CRITERIA	8/19/2008	8/19/2008	8/19/2008	8/19/2008	8/20/2008	8/20/2008
DEPTH:			5 - 6	9 - 10	6 - 7	6 - 7	7 - 8	7 - 8
SODIUM	NA	NA	277 L	--	--	537	113 L	--
THALLIUM	0.55	7.2	0.99	--	--	--	--	--
VANADIUM	7.8	100	42.9	6.2	23	29.1	28.9	11.9
ZINC	2,300	31,000	95.2	1.5 K	21.4	32.2	70	3.5 K
MISCELLANEOUS (%)								
PERCENT SOLIDS	NA	NA	55.6	87.4	83.4	70.7	67.6	80.8

TABLE 4-4a

ANALYTICAL RESULTS OF DPT SOIL SAMPLING: SUMMARY OF POSITIVE DETECTIONS, STRAWBERRY POINT
MARTIN STATE AIRPORT, MIDDLE RIVER, MARYLAND
PAGE 3 OF 4

SAMPLE ID:	MDE		SB-7-0506	SB-8-0506	SB-9-0708	SB-10-0607	SB-11-0708
LABORATORY ID:	RESIDENTIAL	NON-RESIDENTIAL	C8H210225002	C8H210225010	C8H210225009	C8H210225008	C8H210225003
SAMPLE DATE:	CRITERIA	CRITERIA	8/19/2008	8/20/2008	8/20/2008	8/20/2008	8/19/2008
DEPTH:			5 - 6	5 - 6	7 - 8	6 - 7	7 - 8
VOLATILE SOILS (ug/kg)							
2-BUTANONE	4,700,000	61,000,000	--	--	--	26	--
ACETONE	7,000,000	92,000,000	--	8.4 J	54	120	40
CARBON DISULFIDE	780,000	10,000,000	--	--	7.5 J	--	--
SEMIVOLATILE SOIL (ug/kg)							
BIS(2-ETHYLHEXYL)PHTHALATE	46,000	200,000	--	--	--	--	--
CAPROLACTAM	NA	NA	--	--	--	--	--
PHENANTHRENE	2,300,000	31,000,000	--	--	--	--	--
INORGANICS (mg/kg)							
ALUMINUM	7,800	100,000	2040	682	16800	16900	16200
ANTIMONY	3.1	41	--	--	--	--	0.16 L
ARSENIC	0.43	1.9	7.5	1.7	9.4	7.6	9
BARIUM	1,600	20,000	9.5	4.4	34.9	37.4	35.6
BERYLLIUM	16	200	0.36 L	0.1 B	1.2 L	1.8 L	1.3 L
CADMIUM	3.9	51	0.074	0.15	1.2	0.42 K	0.23
CALCIUM	NA	NA	275	102	195	847	900
CHROMIUM	23	310	11.2	7.1	31.9	31.4	33.3
COBALT	NA	NA	1.1	0.5	22.4	16	25.6
COPPER	310	4,100	7	4.3	21.5	13.8	28.7
IRON	5,500	72,000	12300	1860	26400	37900	32100
LEAD	400	1,000	4.8	3.6	18.1	17.2	17.3
MAGNESIUM	NA	NA	212 L	112 L	2750 L	4740 L	3650 L
MANGANESE	160	2,000	58.1	12.5	374	1270	644
MERCURY	2.3	31	0.0093	--	0.048	0.037	0.05
NICKEL	160	2,000	2.4	0.8 B	29.5	26	26.9
POTASSIUM	NA	NA	249 L	180 L	1730 L	2190 L	2160 L
SELENIUM	39	510	--	--	--	--	0.61 J
SILVER	39	510	--	--	0.2 B	0.28 B	0.28 B

TABLE 4-4a

ANALYTICAL RESULTS OF DPT SOIL SAMPLING: SUMMARY OF POSITIVE DETECTIONS, STRAWBERRY POINT
MARTIN STATE AIRPORT, MIDDLE RIVER, MARYLAND
PAGE 4 OF 4

SAMPLE ID:	MDE		SB-7-0506	SB-8-0506	SB-9-0708	SB-10-0607	SB-11-0708
LABORATORY ID:	RESIDENTIAL	NON-RESIDENTIAL	C8H210225002	C8H210225010	C8H210225009	C8H210225008	C8H210225003
SAMPLE DATE:	CRITERIA	CRITERIA	8/19/2008	8/20/2008	8/20/2008	8/20/2008	8/19/2008
DEPTH:			5 - 6	5 - 6	7 - 8	6 - 7	7 - 8
SODIUM	NA	NA	--	--	47.7 L	128 L	392 L
THALLIUM	0.55	7.2	--	--	0.5	0.99	0.93
VANADIUM	7.8	100	25.8	7.7	26.1	39.6	32.5
ZINC	2,300	31,000	12.1	4.7 K	93.9	75.8	64.2
MISCELLANEOUS (%)							
PERCENT SOLIDS	NA	NA	82.5	79.1	65.4	57	57.8

MDE - Maryland Department of the Environment

B - Analyte was detected but is considered to be a laboratory contaminant.

J - Positive value is considered estimated as a result of technical noncompliance.

K - Positive value is considered biased high as a result of techical noncompliance.

L - Positive value is considered biased low as a result of technical noncompliance.

mg/kg - milligrams per kilogram

ug/kg - micrograms per kilogram

Gray shaded values exceed MDE residential criteria.

Black shaded values exceed MDE residential and non-residential criteria.

-- Not detected

NA - Not Applicable

TABLE 4-4b

ANALYTICAL RESULTS OF DPT SOIL SAMPLING: STATISTICAL SUMMARY
STRAWBERRY POINT
MARTIN STATE AIRPORT, MIDDLE RIVER, MARYLAND

Chemical	Frequency of Detection		Mininum Non Detected	Maximum Non Detected	Mininum Detected	Maximum Detected	Maximum Detected Location	Mean of All Samples	Mean of Positive Detects	Standard Deviation
	Number	Percent								
VOLATILE SOILS (ug/kg)										
2-BUTANONE	**3/11**	**27%**	**5.7**	**8.7**	**16**	**26**	**SB-10-0607**	**7.80**	**19.7**	**8.02**
ACETONE	7/11	64%	23	25	8.4 J	120	**SB-10-0607**	43.1	60.9	38.1
CARBON DISULFIDE	**3/11**	**27%**	**5.7**	**8.8**	**3.5 J**	**7.5 J**	**SB-9-0708**	**4.04**	**5.67**	**1.47**
SEMIVOLATILE SOIL (ug/kg)										
BIS(2-ETHYLHEXYL)PHTHALATE	**2/11**	**18%**	**380**	**580**	**38 J**	**140 J**	**SB-1-0506**	**204**	**89.0**	**70.5**
CAPROLACTAM	**1/11**	**9%**	**380**	**590**	**96 J**	**96 J**	**SB-4-0607**	**223**	**96.0**	**58.2**
PHENANTHRENE	**1/11**	**9%**	**380**	**590**	**22 J**	**22 J**	**SB-4-0607**	**217**	**22.0**	**76.0**
INORGANICS (mg/kg)										
ALUMINUM	11/11	100%	-	-	682	18400	SB-1-0506	8842	8842	7169
ANTIMONY	**2/11**	**18%**	**0.11**	**0.41**	**0.14 L**	**0.16 L**	**SB-11-0506**	**0.095**	**0.150**	**0.051**
ARSENIC	11/11	100%	-	-	0.46	9.4	SB-9-0708	5.71	5.71	3.13
BARIUM	11/11	100%	-	-	4.4	44	SB-1-0506	21.6	21.6	14.6
BERYLLIUM	8/11	73%	0.098	0.14	0.36 L	1.8 L	SB-10-0607	0.830	1.12	0.680
CADMIUM	9/11	82%	0.054	0.058	0.074	1.2	SB-9-0708	0.297	0.356	0.338
CALCIUM	11/11	100%	-	-	60.5	1270	SB-1-0506	450	450	404
CHROMIUM	11/11	100%	-	-	4.3	35.5	SB-1-0506	19.5	19.5	12.1
COBALT	11/11	100%	-	-	0.28	25.6	SB-11-0708	9.95	9.95	9.61
COPPER	11/11	100%	-	-	0.97	28.7	SB-11-0708	11.7	11.7	8.61
IRON	11/11	100%	-	-	610	37900	SB-10-0607	18088	18088	13895
LEAD	11/11	100%	-	-	2.3	21.4	SB-1-0506	10.7	10.7	7.05
MAGNESIUM	11/11	100%	-	-	106 L	5960 L	SB-1-0506	2051	2051	2064
MANGANESE	11/11	100%	-	-	12.5	1540	SB-1-0506	459	459	534
MERCURY	8/11	73%	0.0081	0.009	0.0093	0.051	SB-1-0506	0.027	0.035	0.019
NICKEL	8/11	73%	0.57	0.8	2.4	29.5	SB-9-0708	14.2	19.4	12.6
POTASSIUM	11/11	100%	-	-	180 L	2760 L	SB-1-0506	1132	1132	955
SELENIUM	**2/11**	**18%**	**0.33**	**0.52**	**0.4 K**	**0.61 J**	**SB-11-0708**	**0.260**	**0.505**	**0.133**
SODIUM	6/11	55%	15.9	17.6	47.7 L	537	SB-4-0607	140	249	183
THALLIUM	**4/11**	**36%**	**0.37**	**0.47**	**0.5**	**0.99**	**SB-10-0607**	**0.440**	**0.853**	**0.352**
VANADIUM	11/11	100%	-	-	6.2	42.9	SB-1-0506	24.9	24.9	12.0
ZINC	11/11	100%	-	-	1.5 K	95.2	SB-1-0506	43.1	43.1	37.2
MISCELLANEOUS (%)										
PERCENT SOLIDS	11/11	100%	-	-	55.6	87.4	SB-2-0910	71.6	71.6	11.7

Footnotes:

Bolded shaded values indicate that percentage of non-detected values is greater than 50 percent.

For non-detects, 1/2 sample quantitation limit was used as a proxy concentration.

1/2 the detection limit was used for B qualified data.

TABLE 4-4c

ANALYTICAL RESULTS OF DPT SOIL SAMPLING: SUMMARY OF POSITIVE DETECTIONS VERSUS ATC CRITERIA
STRAWBERRY POINT
MARTIN STATE AIRPORT, MIDDLE RIVER, MARYLAND

SAMPLE ID:	Anticipated	SB-1-0506	SB-2-0910	SB-3-0607	SB-4-0607	SB-5-0708	SB-6-0708	SB-7-0506
LABORATORY ID:	Typical	C8H210225005	C8H210225001	C8H210225006	C8H210225004	C8H210225007	C8H210225011	C8H210225002
SAMPLE DATE:	Concentrations	8/19/2008	8/19/2008	8/19/2008	8/19/2008	8/20/2008	8/20/2008	8/19/2008
DEPTH:	Eastern Maryland	5 - 6	9 - 10	6 - 7	6 - 7	7 - 8	7 - 8	5 - 6
INORGANICS (mg/kg)								
ALUMINUM	11,000	18400	1220	6510	7730	9790	989	2040
ARSENIC	3.6	7.6	0.46	4	5.6	7.8	2.2	7.5
CHROMIUM (total)	28	35.5	4.3	10.2	21.1	22.2	6.4	11.2
IRON	15,000	36800	610	10500	16700	21500	2300	12300
MANGANESE	480	1540	19.3	35.3	404	679	14.1	58.1
THALLIUM	3.9	0.99	--	--	--	--	--	--
VANADIUM	30	42.9	6.2	23	29.1	28.9	11.9	25.8

SAMPLE ID:	Anticipated	SB-8-0506	SB-9-0708	SB-10-0607	SB-11-0708
LABORATORY ID:	Typical	C8H210225010	C8H210225009	C8H210225008	C8H210225003
SAMPLE DATE:	Concentrations	8/20/2008	8/20/2008	8/20/2008	8/19/2008
DEPTH:	Eastern Maryland	5 - 6	7 - 8	6 - 7	7 - 8
INORGANICS (mg/kg)					
ALUMINUM	11,000	682	16800	16900	16200
ARSENIC	3.6	1.7	9.4	7.6	9
CHROMIUM (total)	28	7.1	31.9	31.4	33.3
IRON	15,000	1860	26400	37900	32100
MANGANESE	480	12.5	374	1270	644
THALLIUM	3.9	--	0.5	0.99	0.93
VANADIUM	30	7.7	26.1	39.6	32.5

mg/kg - milligrams per kilogram

Gray shaded values exceed Anticipated Typical Concentrations (ATC), MDE criteria, March 2008.

-- Not detected

SB - Soil Boring

TABLE 4-5a

GROUNDWATER ANALYTICAL RESULTS OF WELL POINTS: SUMMARY OF POSITIVE DETECTIONS
STRAWBERRY POINT
MARTIN STATE AIRPORT, MIDDLE RIVER, MARYLAND
PAGE 1 OF 3

SAMPLE ID:	MDE	WP/SB-2	WP/SB-3	WP/SB-7	WP/SB-10	WP/SB-11
LABORATORY ID:	GROUNDWATER	C8H230185001	C8H230185003	C8H230185002	C8H230185004	C8H230185005
SAMPLE DATE:	CRITERIA	8/22/2008	8/22/2008	8/22/2008	8/22/2008	8/22/2008
VOLATILES (ug/L)						
TOLUENE	1000	--	--	--	--	12
SEMIVOLATILES (ug/L)						
ACENAPHTHENE	37	2.9 J	--	--	--	NA
BENZO(A)ANTHRACENE	0.2	1.9 J	--	--	--	NA
BENZO(A)PYRENE	0.2	1.7 J	--	--	--	NA
BENZO(B)FLUORANTHENE	0.2	1.2 J	--	--	--	NA
BENZO(G,H,I)PERYLENE	18	1.8 J	--	--	--	NA
BENZO(K)FLUORANTHENE	0.3	1.8 J	--	--	--	NA
BIS(2-ETHYLHEXYL)PHTHALATE	6	2.4 J	--	--	--	NA
CHRYSENE	3	2.3 J	--	--	--	NA
DIBENZO(A,H)ANTHRACENE	0.2	2.6 J	--	--	--	NA
DIBENZOFURAN	3.7	0.64 J	--	--	--	NA
FLUORANTHENE	150	0.73 J	--	--	--	NA
INDENO(1,2,3-CD)PYRENE	0.2	1.7 J	--	--	--	NA
NAPHTHALENE	0.65	1.4 J	--	--	--	NA
PHENANTHRENE	180	0.55 J	--	--	--	NA
PYRENE	18	0.69 J	--	--	--	NA
INORGANICS (ug/L)						
ALUMINUM	3700	7420 J	78100 J	238 J	76500 J	NA
ARSENIC	10	14.6	25.6	4.6	17.4	NA
BARIUM	2000	59.8	13.1	38.7	24.7	NA
BERYLLIUM	4	1.2 B	66	0.5 B	49.8	NA
CADMIUM	5	0.3	20.4	0.54	--	NA
CALCIUM	NA	25400	13200	48000	38900	NA

TABLE 4-5a

GROUNDWATER ANALYTICAL RESULTS OF WELL POINTS: SUMMARY OF POSITIVE DETECTIONS
STRAWBERRY POINT
MARTIN STATE AIRPORT, MIDDLE RIVER, MARYLAND

SAMPLE ID:	MDE	WP/SB-2	WP/SB-3	WP/SB-7	WP/SB-10	WP/SB-11
LABORATORY ID:	GROUNDWATER	C8H230185001	C8H230185003	C8H230185002	C8H230185004	C8H230185005
SAMPLE DATE:	CRITERIA	8/22/2008	8/22/2008	8/22/2008	8/22/2008	8/22/2008
CHROMIUM	100	24.9	10.8 B	2.3 B	17 B	NA
COBALT	NA	58.6	763	29.2	414	NA
COPPER	1300	12.8 J	24.8 J	1.1 J	--	NA
IRON	2600	73700	88000	7640	248000	NA
LEAD	15	14	14	--	--	NA
MAGNESIUM	NA	20100	49200	23700	92600	NA
MANGANESE	73	3970	15000	2300	33300	NA
MERCURY	2	--	--	--	0.071 J	NA
NICKEL	73	56.1	931	57.6	506	NA
POTASSIUM	NA	5750	10700	12700	14700	NA
SELENIUM	50	--	--	2.9 K	--	NA
SILVER	18	0.67 B	--	0.83 B	--	NA
SODIUM	NA	28600 J	8360 J	5890 J	21100 J	NA
THALLIUM	2	--	--	3.5 B	--	NA
VANADIUM	3.7	29.6	25	3.3	38.6	NA
ZINC	1100	90.9 J	3100 J	68.4 J	580 J	NA
INORGANICS FILTERED (ug/L)						
ALUMINUM	3700	55.5 B	78900 J	62 B	75200 J	NA
ARSENIC	10	8.8	22.5	3.8	17.4	NA
BARIUM	2000	26.5	14	39.6	24.4	NA
BERYLLIUM	4	0.52 B	67.6	0.4 B	50	NA
CADMIUM	5	--	20.6	0.32	--	NA
CALCIUM	NA	23000	13700	48200	39200	NA
CHROMIUM	100	2.3 B	12.6 B	1.2 B	13.8 B	NA
COBALT	NA	56.1	796	28.7	417	NA

TABLE 4-5a

GROUNDWATER ANALYTICAL RESULTS OF WELL POINTS: SUMMARY OF POSITIVE DETECTIONS
STRAWBERRY POINT
MARTIN STATE AIRPORT, MIDDLE RIVER, MARYLAND
PAGE 3 OF 3

SAMPLE ID:	MDE	WP/SB-2	WP/SB-3	WP/SB-7	WP/SB-10	WP/SB-11
LABORATORY ID:	GROUNDWATER	C8H230185001	C8H230185003	C8H230185002	C8H230185004	C8H230185005
SAMPLE DATE:	CRITERIA	8/22/2008	8/22/2008	8/22/2008	8/22/2008	8/22/2008
COPPER	1300	--	25.5 J	--	--	NA
IRON	2600	60400	94600	8120	249000	NA
MAGNESIUM	NA	19300	50700	23900	93500	NA
MANGANESE	73	4010	15400	2350	33600	NA
NICKEL	73	50.9	970	55.7	509	NA
POTASSIUM	NA	5080	11100	12700	14600	NA
SILVER	18	0.89 B	--	0.6 B	--	NA
SODIUM	NA	30000 J	9170 J	6000 J	21200 J	NA
THALLIUM	2	4.7 B	--	--	--	NA
VANADIUM	3.7	2.8	17	1.8	33.3	NA
ZINC	1100	73.3 J	3210 J	64.5 J	581 J	NA

MDE - Maryland Department of the Environment

B - Analyte was detected but is considered to be a laboratory contaminant.

J - Positive value is considered estimated as a result of technical noncompliance.

K - Positive value is considered biased high as a result of techical noncompliance.

ug/l - micrograms per liter

Gray shaded values exceed MDE groundwater criteria.

-- Not detected

NA - Not Applicable

TABLE 4-5b

STATISTICAL SUMMARY OF WELL POINT SAMPLES
STRAWBERRY POINT
MARTIN STATE AIRPORT, MIDDLE RIVER, MARYLAND
PAGE 1 OF 2

Chemical	Frequency of Detection		Mininum Non Detected	Maximum Non Detected	Mininum Detected	Maximum Detected	Maximum Detected Location	Mean of All Samples	Mean of Positive Detects	Standard Deviation
	Number	Percent								
VOLATILES (ug/L)										
TOLUENE	**1/5**	**20%**	**5**	**5**	**12**	**12**	**WP/SB-11**	**4.40**	**12.0**	**4.25**
SEMIVOLATILES (ug/L)										
ACENAPHTHENE	**1/4**	**25%**	**9.5**	**9.8**	**2.9 J**	**2.9 J**	**WP/SB-2**	**4.34**	**2.90**	**0.960**
BENZO(A)ANTHRACENE	**1/4**	**25%**	**9.5**	**9.8**	**1.9 J**	**1.9 J**	**WP/SB-2**	**4.09**	**1.90**	**1.46**
BENZO(A)PYRENE	**1/4**	**25%**	**9.5**	**9.8**	**1.7 J**	**1.7 J**	**WP/SB-2**	**4.04**	**1.70**	**1.56**
BENZO(B)FLUORANTHENE	**1/4**	**25%**	**9.5**	**9.8**	**1.2 J**	**1.2 J**	**WP/SB-2**	**3.91**	**1.20**	**1.81**
BENZO(G,H,I)PERYLENE	**1/4**	**25%**	**9.5**	**9.8**	**1.8 J**	**1.8 J**	**WP/SB-2**	**4.06**	**1.80**	**1.51**
BENZO(K)FLUORANTHENE	**1/4**	**25%**	**9.5**	**9.8**	**1.8 J**	**1.8 J**	**WP/SB-2**	**4.06**	**1.80**	**1.51**
BIS(2-ETHYLHEXYL)PHTHALATE	**1/4**	**25%**	**9.5**	**9.8**	**2.4 J**	**2.4 J**	**WP/SB-2**	**4.21**	**2.40**	**1.21**
CHRYSENE	**1/4**	**25%**	**9.5**	**9.8**	**2.3 J**	**2.3 J**	**WP/SB-2**	**4.19**	**2.30**	**1.26**
DIBENZO(A,H)ANTHRACENE	**1/4**	**25%**	**9.5**	**9.8**	**2.6 J**	**2.6 J**	**WP/SB-2**	**4.26**	**2.60**	**1.11**
DIBENZOFURAN	**1/4**	**25%**	**9.5**	**9.8**	**0.64 J**	**0.64 J**	**WP/SB-2**	**3.77**	**0.640**	**2.09**
FLUORANTHENE	**1/4**	**25%**	**9.5**	**9.8**	**0.73 J**	**0.73 J**	**WP/SB-2**	**3.80**	**0.730**	**2.04**
INDENO(1,2,3-CD)PYRENE	**1/4**	**25%**	**9.5**	**9.8**	**1.7 J**	**1.7 J**	**WP/SB-2**	**4.04**	**1.70**	**1.56**
NAPHTHALENE	**1/4**	**25%**	**9.5**	**9.8**	**1.4 J**	**1.4 J**	**WP/SB-2**	**3.96**	**1.40**	**1.71**
PHENANTHRENE	**1/4**	**25%**	**9.5**	**9.8**	**0.55 J**	**0.55 J**	**WP/SB-2**	**3.75**	**0.550**	**2.13**
PYRENE	**1/4**	**25%**	**9.5**	**9.8**	**0.69 J**	**0.69 J**	**WP/SB-2**	**3.79**	**0.690**	**2.06**
INORGANICS (ug/L)										
ALUMINUM	4/4	100%	-	-	238 J	78100 J	WP/SB-3	40565	40565	42525
ARSENIC	4/4	100%	-	-	4.6	25.6	WP/SB-3	15.6	15.6	8.66
BARIUM	4/4	100%	-	-	13.1	59.8	WP/SB-2	34.1	34.1	20.1
BERYLLIUM	2/4	50%	0.5	1.2	49.8	66	WP/SB-3	29.2	57.9	33.8
CADMIUM	3/4	75%	1.2	1.2	0.3	20.4	WP/SB-3	5.46	7.08	9.96
CALCIUM	4/4	100%	-	-	13200	48000	WP/SB-7	31375	31375	15265
CHROMIUM	**1/4**	**25%**	**2.3**	**17**	**24.9**	**24.9**	WP/SB-2	**9.99**	**24.9**	**10.4**
COBALT	4/4	100%	-	-	29.2	763	WP/SB-3	316	316	345
COPPER	3/4	75%	3.6	3.6	1.1 J	24.8 J	WP/SB-3	10.1	12.9	11.2
IRON	4/4	100%	-	-	7640	248000	WP/SB-11	104335	104335	101972
LEAD	2/4	50%	2.4	12	14	14	WP/SB-3	8.80	14.0	6.32
MAGNESIUM	4/4	100%	-	-	20100	92600	WP/SB-10	46400	46400	33413
MANGANESE	4/4	100%	-	-	2300	33300	WP/SB-10	13643	13643	14265
MERCURY	**1/4**	**25%**	**0.055**	**0.055**	**0.071 J**	**0.071 J**	**WP/SB-10**	**0.038**	**0.071**	**0.022**
NICKEL	4/4	100%	-	-	56.1	931	WP/SB-3	388	388	420
POTASSIUM	4/4	100%	-	-	5750	14700	WP/SB-10	10963	10963	3840

TABLE 4-5b

STATISTICAL SUMMARY OF WELL POINT SAMPLES
STRAWBERRY POINT
MARTIN STATE AIRPORT, MIDDLE RIVER, MARYLAND
PAGE 2 OF 2

Chemical	Frequency of Detection		Mininum Non Detected	Maximum Non Detected	Mininum Detected	Maximum Detected	Maximum Detected Location	Mean of All Samples	Mean of Positive Detects	Standard Deviation
	Number	Percent								
SELENIUM	**1/4**	**25%**	**2.5**	**12.5**	**2.9 K**	**2.9 K**	**WP/SB-7**	**4.16**	**2.90**	**2.50**
SODIUM	4/4	100%	-	-	5890 J	28600 J	WP/SB-2	15988	15988	10729
VANADIUM	4/4	100%	-	-	3.3	38.6	WP/SB-10	24.1	24.1	15.0
ZINC	4/4	100%	-	-	68.4 J	3100 J	WP/SB-3	960	960	1446
INORGANICS FILTERED (ug/L)										
ALUMINUM	2/4	50%	55.5	62	75200 J	78900 J	WP/SB-3	38540	77050	44494
ARSENIC	4/4	100%	-	-	3.8	22.5	WP/SB-3	13.1	13.1	8.40
BARIUM	4/4	100%	-	-	14	39.6	WP/SB-7	26.1	26.1	10.5
BERYLLIUM	2/4	50%	0.4	0.52	50	67.6	WP/SB-3	29.5	58.8	34.6
CADMIUM	2/4	50%	0.23	1.2	0.32	20.6	WP/SB-3	5.41	10.5	10.1
CALCIUM	4/4	100%	-	-	13700	48200	WP/SB-7	31025	31025	15560
COBALT	4/4	100%	-	-	28.7	796	WP/SB-3	324	324	361
COPPER	**1/4**	**25%**	**0.72**	**3.6**	**25.5 J**	**25.5 J**	**WP/SB-3**	**7.01**	**25.5**	**12.3**
IRON	4/4	100%	-	-	8120	249000	WP/SB-10	103030	103030	103607
MAGNESIUM	4/4	100%	-	-	19300	93500	WP/SB-10	46850	46850	34043
MANGANESE	4/4	100%	-	-	2350	33600	WP/SB-10	13840	13840	14394
NICKEL	4/4	100%	-	-	50.9	970	WP/SB-3	396	396	439
POTASSIUM	4/4	100%	-	-	5080	14600	WP/SB-10	10870	10870	4117
SODIUM	4/4	100%	-	-	6000 J	30000 J	WP/SB-2	16593	16593	11080
VANADIUM	4/4	100%	-	-	1.8	33.3	WP/SB-10	13.7	13.7	14.8
ZINC	4/4	100%	-	-	64.5 J	3210 J	WP/SB-3	982	982	1505

Footnotes:

Bolded shaded values indicate that percentage of non-detected values is greater than 50 percent.

For non-detects, 1/2 sample quantitation limit was used as a proxy concentration.

1/2 the detection limit was used for B qualified data.

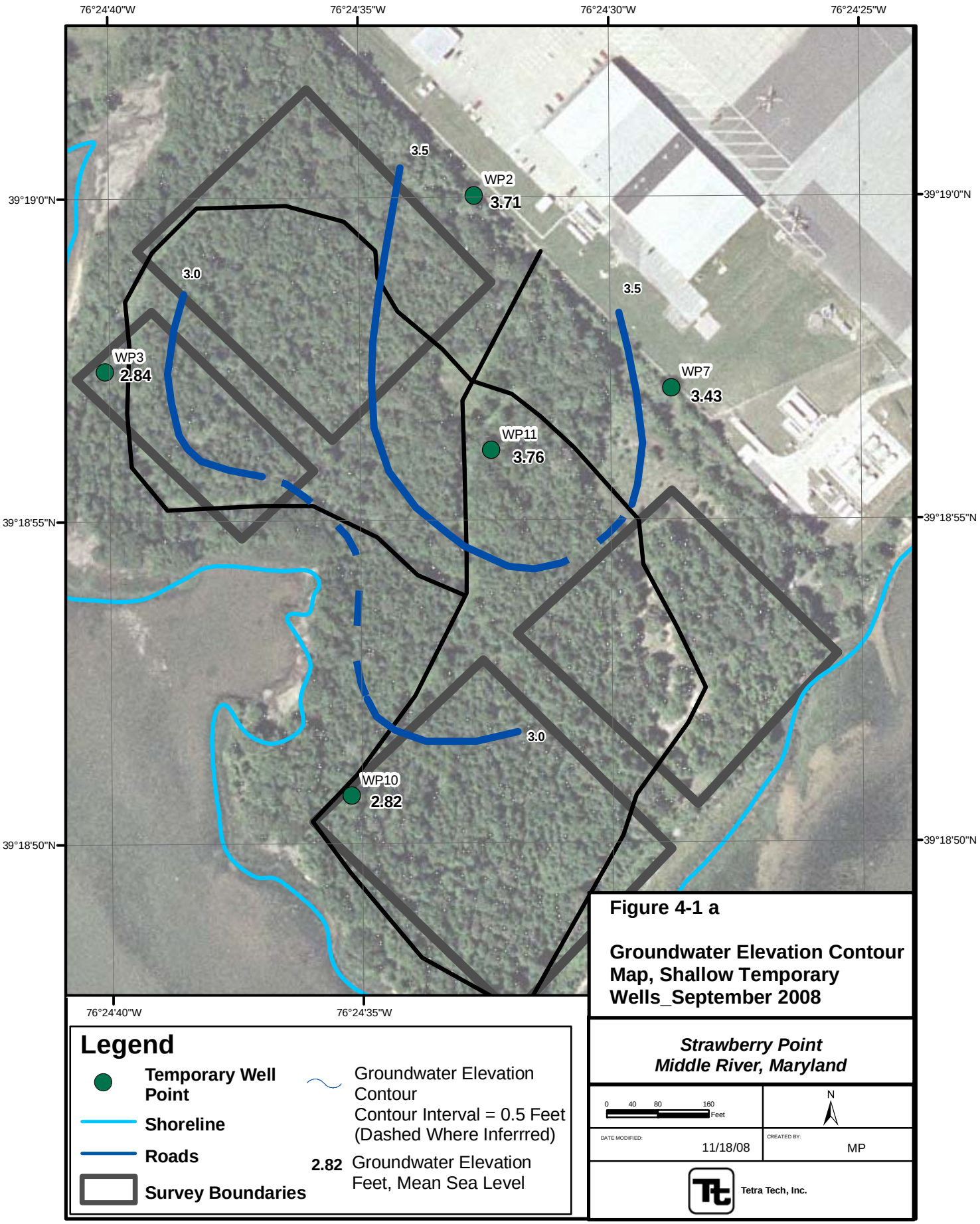

Figure 4-1 a

Groundwater Elevation Contour Map, Shallow Temporary Wells_September 2008

Strawberry Point
Middle River, Maryland

Map Document: (K:\GProject\MartinStateAirport-LMC\MapDocs\MXD\Maps\SP Well Points B.mxd) 11/18/2008

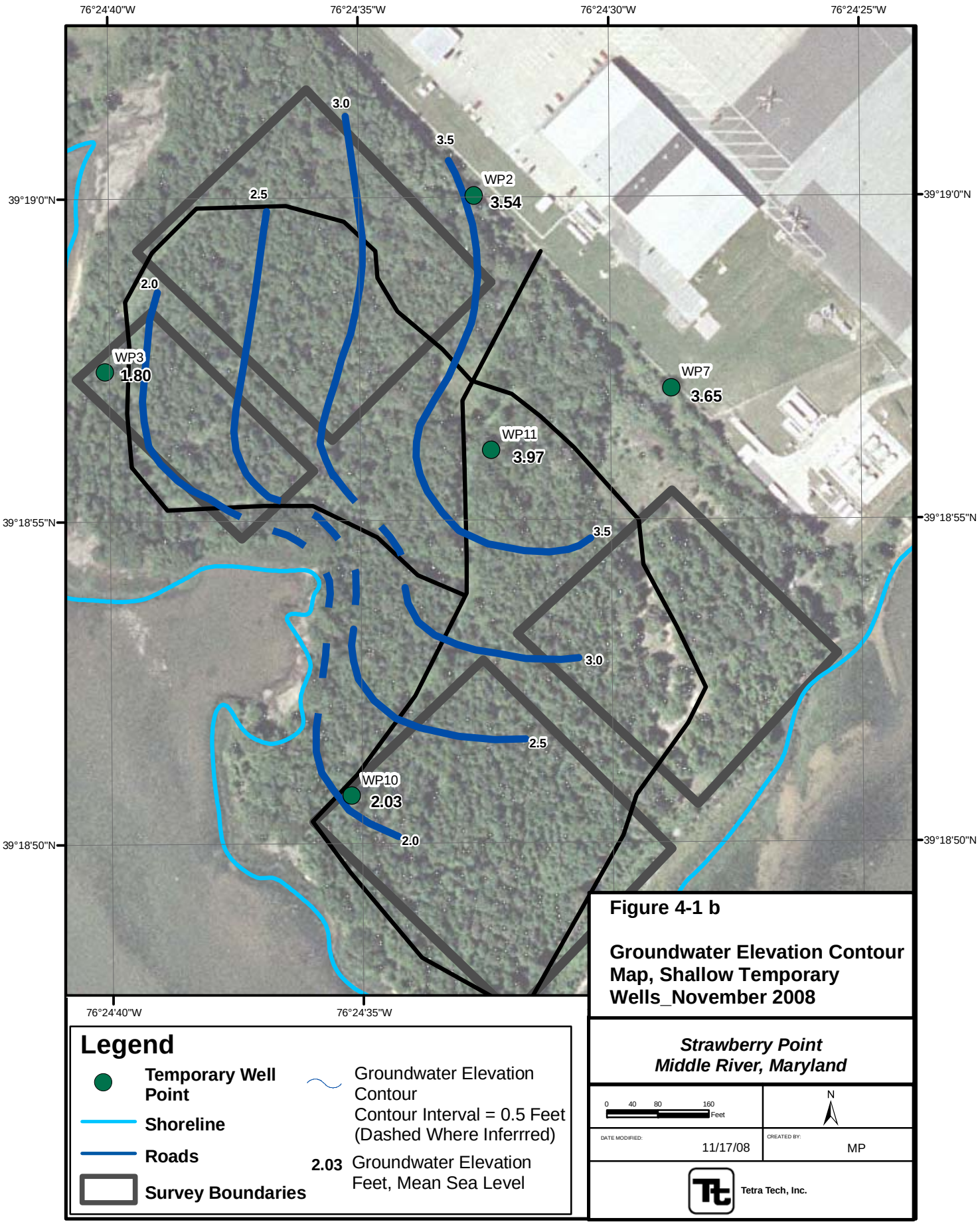

Map Document: (K:\GProject\MartinStateAirport-LMC\MapDocs\MXD\Maps\SP Well Points A.mxd) 11/17/2008

Section 5
Summary

The following field activities were completed during August and September 2008 in the Strawberry Point area of Martin State Airport. The following summarizes the completed investigations:

- Test-pit excavation and sampling at 20 locations, collecting 20 soil samples (soil analysis for VOCs, SVOCs, metals, and PCBs). In addition, five samples were analyzed for radionuclides.
- DPT soil borings at 11 locations, collecting 11 soil samples (soil analysis for VOCs, SVOCs, metals, and PCBs).
- Installation of five temporary well points in DPT soil borings.
- Groundwater sampling at temporary well points; five groundwater samples (water analysis for VOCs, SVOCs, metals, and PCBs).
- Well gauging.
- Surveying.
- IDW disposal.

The following summarizes the results of these activities:

- Based on soil borings, the top 10 feet of lithology at the site encountered varying amounts of sand, silt, and clay, depending on the spatial location and depth, followed by fine to medium sand to 16 feet.
- The water table at the site is 2.83–3.86 feet bgs.
- Groundwater elevations indicate that groundwater beneath the SP flows southwesterly toward Stansbury Creek.
- No evidence of contaminated fill material was found during test pit excavations. No visual discoloration was encountered in test pit and soil boring soils.

- Test-pit soils displayed low levels of VOCs consisting of 2-butanone and acetone, potentially a laboratory contaminant.

- Low levels of PAHs were also detected in test-pit soils.

- Metals were present throughout the 20 test pit locations. Concentrations of aluminum, arsenic, chromium, iron, manganese, and vanadium exceeded MDE residential criteria. In general, metals concentrations appear consistent with local background and do not indicate a release at the SP site.

- Five test-pit soil samples were analyzed to confirm gamma anomalies. Gross alpha with a maximum concentration of 24.5 pCi/g and gross beta with a maximum concentration of 28.5 pCi/g were detected in all five samples. Radionuclide concentrations are distributed evenly across the site, and all concentrations were similar. Although several soil samples indicate the presence of radioactive material, no definite conclusions can be drawn to confirm whether the isotopes are natural or manmade. The gamma counts may relate to the site-wide presence of natural clay in soils, but further testing would be required to establish this link.

- Metals were present throughout the 11 DPT soil-boring locations. The concentrations of aluminum, arsenic, chromium, iron, manganese, and vanadium exceed MDE residential criteria. In general, metals concentrations in soil appear to be consistent with local background and do not indicate a release at the SP site.

- A number of PAHs were detected at one upgradient well point (WP2/SB2). PAHs are present at low levels ranging from 0.55 to 2.9 μg/l, but exceeding MDE groundwater criteria. The source of PAHs at this location has not been determined and further testing would be required to establish their source.

- Metals were detected in groundwater samples from all well points. More specifically, the aluminum, arsenic, beryllium, cadmium, iron, manganese, nickel, vanadium, and zinc concentrations exceed the MDE groundwater criteria for both total and dissolved metals. Generally, a significant increase in these metals is present downgradient, consistent with decreasing pH and dissolved oxygen concentrations in groundwater. Therefore, the metals may be moving into the dissolved phase due to these geochemical conditions. The wooded area of Strawberry Point has generally acidic soil conditions as compared to upgradient open areas. The presence of a peat layer in subsurface soil borings and test pits further confirms a calcium-deficient environment. Elevated concentrations of aluminum, iron, and manganese in groundwater generally correspond to an area of wet, acidic peat soils.

Section 6
References

1. Tetra Tech, Inc., 2008. *Historical Data Review for Strawberry Point Facility, Martin State Airport: Middle River, Maryland*, Consultant's report prepared by Tetra Tech, Inc. for Lockheed Martin Corporation, Bethesda, Maryland, September 2008.

2. Vroblesky, D. A. and W. B. Fleck, 1991. *Hydrogeologic Framework of the Coastal Plain of Maryland, Delaware, and the District of Columbia, Regional Aquifer System Analysis— Northern Atlantic Coastal Plain*, U.S. Geological Survey Professional Paper 1404-E, U.S. Government Printing Office, Washington, D.C., 45 pp.

3. Chapelle, F. M., 1985. "Hydrogeology, Digital Solute-Transport Simulation, and Geochemistry of the Lower Cretaceous Aquifer System Near Baltimore, Maryland," *Maryland Geological Survey Report of Investigations No. 43*, Maryland Geological Survey, Baltimore, Maryland, 120 pp.

4. State of Maryland, Department of the Environment, *Cleanup Standards for Soil and Groundwater, Interim Final Guidance* (Update No. 2), March 2008.

5. USEPA (U.S. Environmental Protection Agency), Region III, 1993. *Region III Modifications to the Laboratory Data Validation Functional Guidelines for Evaluating Inorganics Analyses*, April.

6. USEPA (U.S. Environmental Protection Agency), Region III, 1994. *Region III Modifications to the National Functional Guidelines for Organic Data Review*, September.

APPENDIX A GEOPHYSICAL ANOMALIES



Scale 1"=200'

100 0 100 200

feet

WGS 84 / Maryland CS83

EM Survey Statiopn

Inaccessible Area

Access Road

Survey Boundaries

Notes:

Coordinates in Maryland State Plane Grid, NAD83 datum.

Data collected with Geonics, Ltd. EM-31MK2 instrument.

Strawberry Point EM-31 Data Coverage

Figure 1

Rev. 2/2/08

Martin State Airport
Middle River, MD

Enviroscan, Inc.
1051 Columbia Ave.
Lancaster, PA 17603

Enviroscan
Project # 090710

ENVIROSCAN, INC.

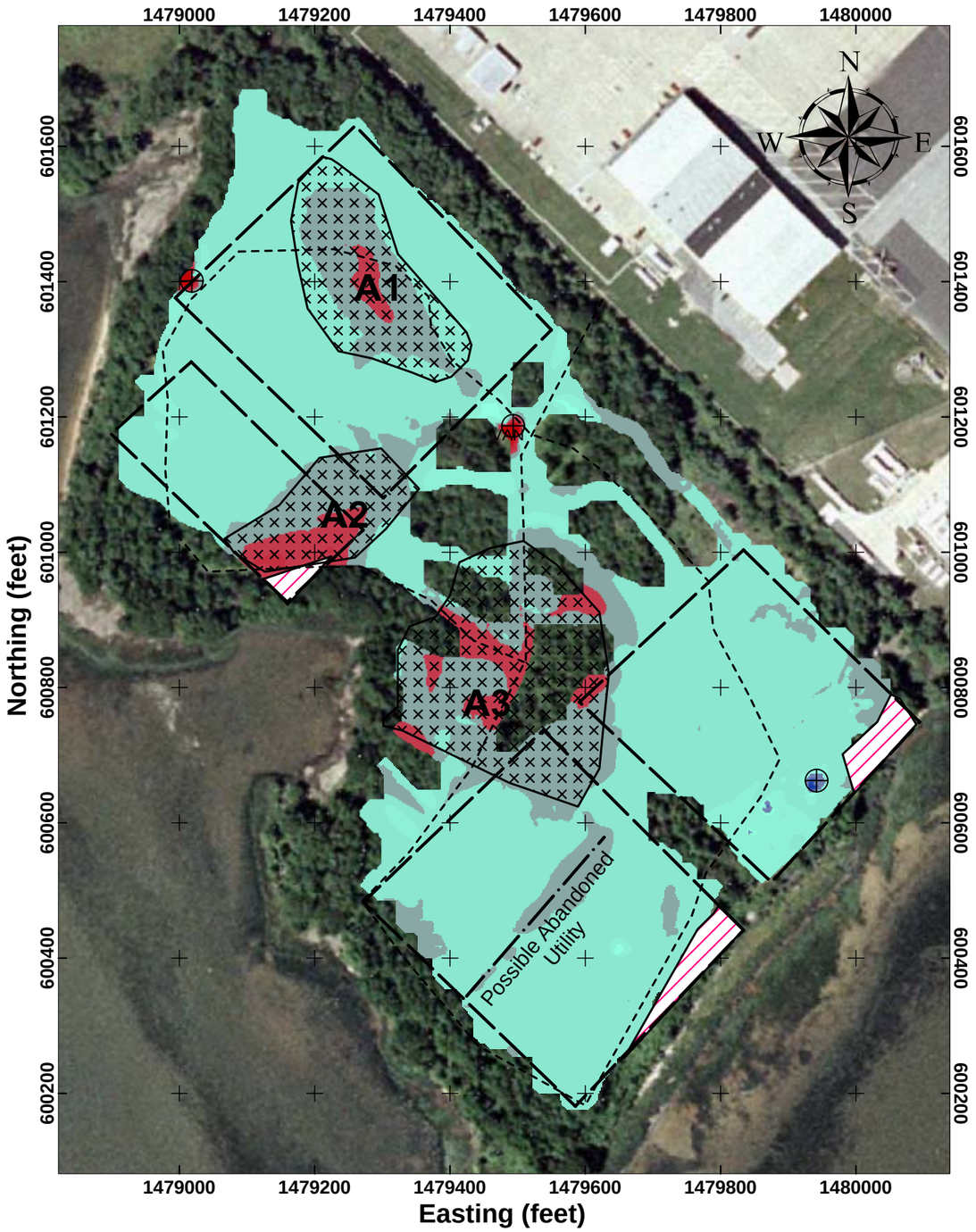

Scale 1"=200'

100 0 100 200

feet

WGS 84 / Maryland CS83

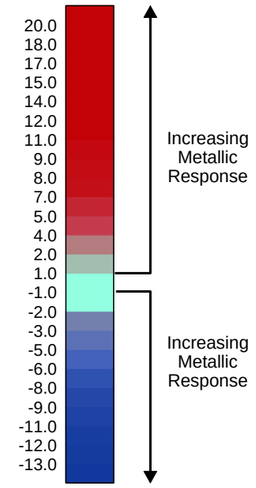

Inphase Response
(ppt)

- Possible Landfill Area
- Inaccessible Area
- Access Road
- Survey Boundaries
- Surface Metal

Notes:

Coordinates in Maryland State Plane Grid, NAD83 datum.

Data collected with Geonics, Ltd. EM-31MK2 instrument.

Strawberry Point Inphase Response Contours

Figure 2

Rev. 2/2/08

Martin State Airport
Middle River, MD

Enviroscan, Inc.
1051 Columbia Ave.
Lancaster, PA 17603

Enviroscan Project # 090710

ENVIROSCAN, INC.

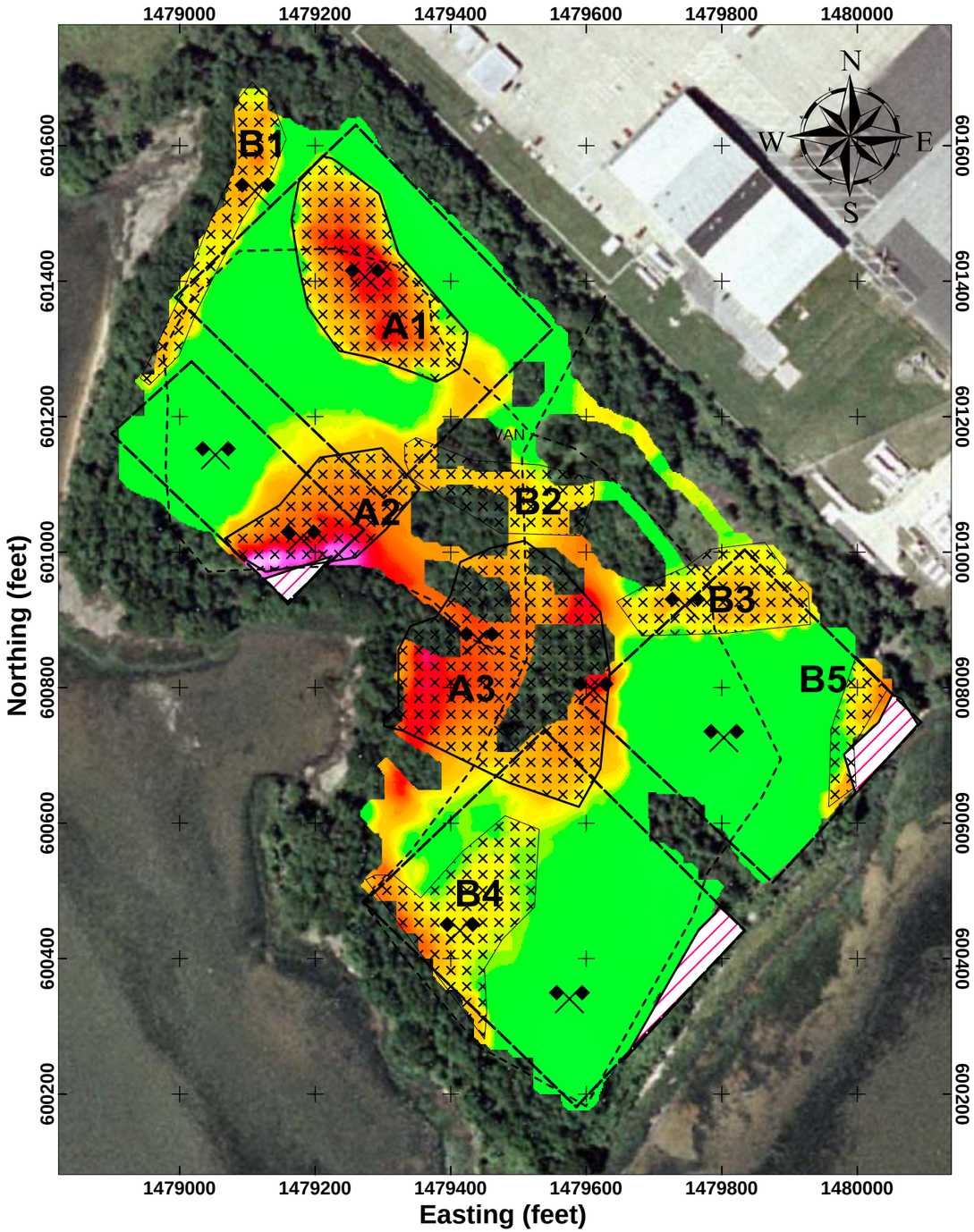

Scale 1"=200'

100 0 100 200

feet

WGS 84 / Maryland CS83

122.0
118.0
114.0
110.0
106.0
102.0
98.0
94.0
90.0
86.0
82.0
78.0
74.0
70.0
66.0
62.0
58.0
54.0
50.0
46.0
42.0
38.0
34.0
30.0
26.0
22.0
18.0
14.0
10.0
6.0

Increasing Metallic Response

"Normal" Soils

Terrain Conductivity
(mS/m)

- Possible Landfill Area
- Inaccessible Area
- Access Road
- Survey Boundaries
- Suggested Test Pit Locations

Notes:

Coordinates in Maryland State Plane Grid, NAD83 datum.

Data collected with Geonics, Ltd. EM-31MK2 instrument.

Strawberry Point Terrain Conductivity Contours

Figure 3

Rev. 2/2/08

Martin State Airport
Middle River, MD

Enviroscan, Inc.
1051 Columbia Ave.
Lancaster, PA 17603

Enviroscan Project # 090710

ENVIROSCAN, INC.

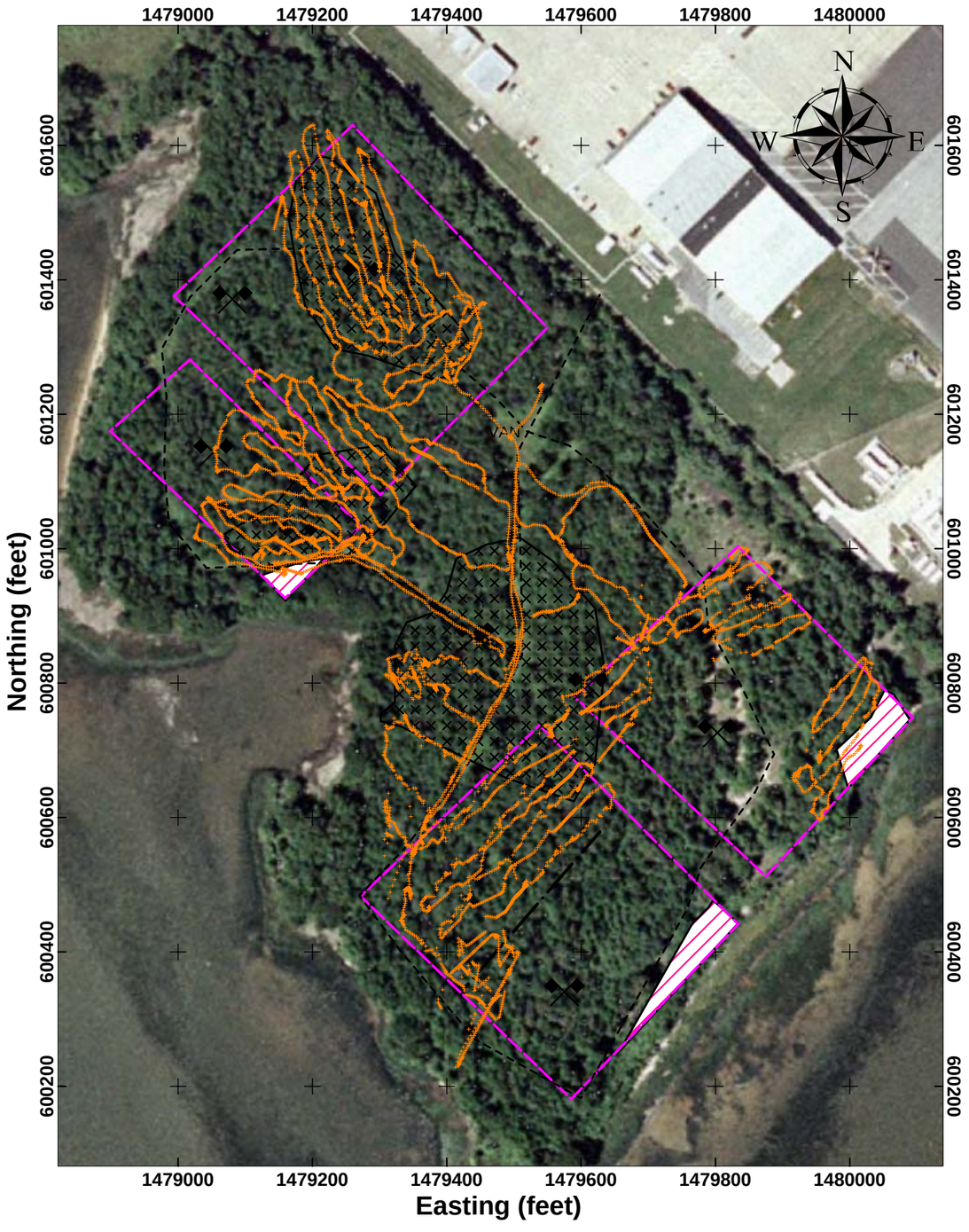

Scale 1"=200'

100 0 100 200

feet

WGS 84 / Maryland CS83

- Gamma Survey Station
- Inaccessible Area
- Access Road
- Survey Boundaries

Notes:

Coordinates in Maryland State Plane Grid, NAD83 datum.

Data collected with Ludlum Measurements, Inc. Model 2221 Scaler/Ratemeter.

Strawberry Point Natural Gamma Data Coverage

Figure 4

Rev. 2/1/08

Martin State Airport
Middle River, MD

Enviroscan, Inc.
1051 Columbia Ave.
Lancaster, PA 17603

Enviroscan
Project # 090710

ENVIROSCAN, INC.

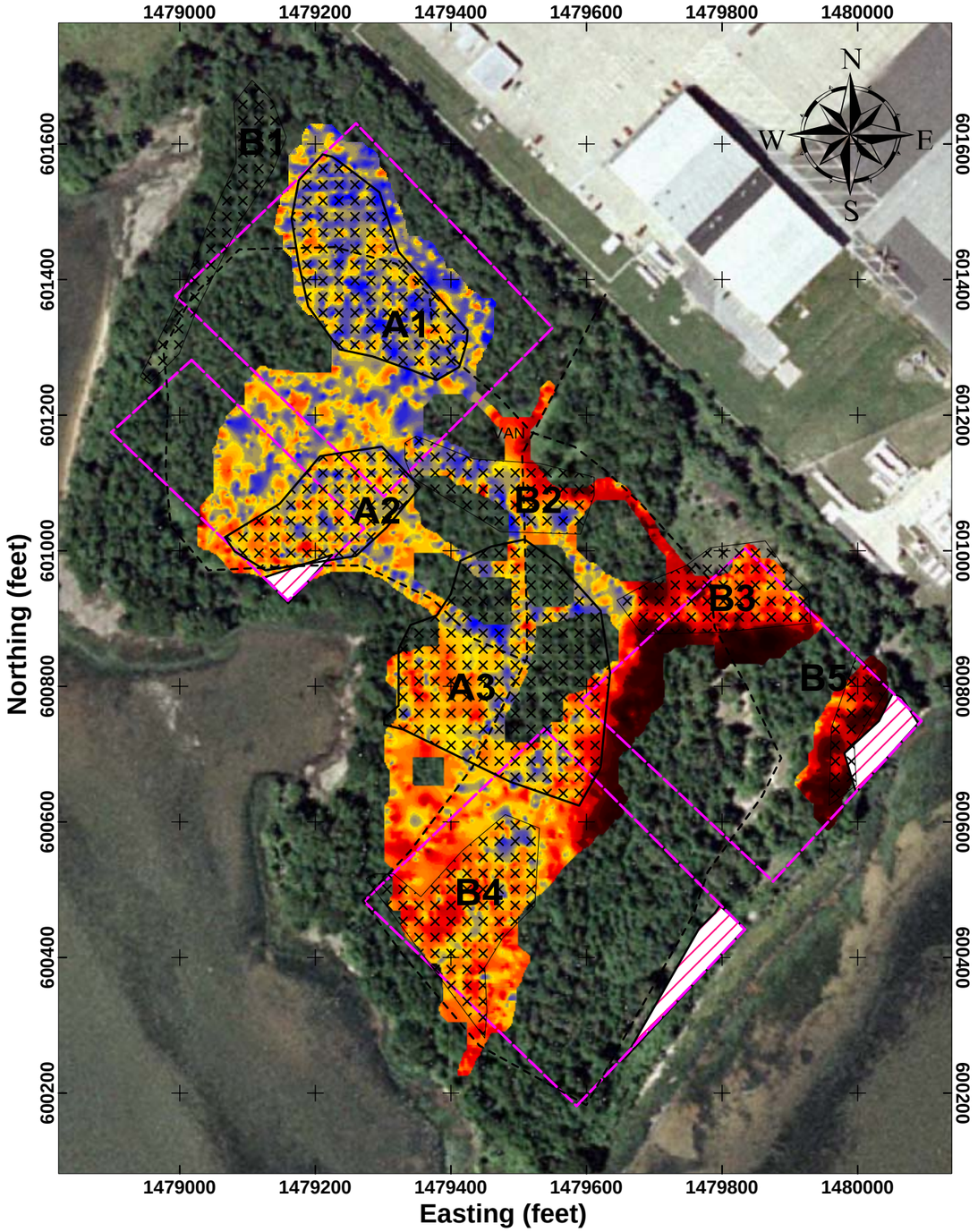

Scale 1"=200'

100 0 100 200

feet

WGS 84 / Maryland CS83

11700.0
11400.0
11100.0
10900.0
10600.0
10300.0
10100.0
9800.0
9600.0
9300.0
9000.0
8800.0
8500.0
8300.0
8000.0
7700.0
7500.0
7200.0
6900.0
6700.0
6400.0
6200.0
5900.0
5600.0
5400.0
5100.0
4900.0
4600.0
4300.0
4100.0
3800.0
3600.0

Increasing Counts/Minute

Gamma
(Counts/Minute)

- Gamma Survey Station
- Inaccessible Area
- Access Road
- Survey Boundaries

Notes:

Coordinates in Maryland State Plane Grid, NAD83 datum.

Data collected with Ludlum Measurements, Inc. Model 2221 Scaler/Ratemeter.

Strawberry Point Natural Gamma Survey Results

Figure 5

Rev. 2/1/08

Martin State Airport
Middle River, MD

Enviroscan, Inc.
1051 Columbia Ave.
Lancaster, PA 17603

Enviroscan
Project # 090710

ENVIROSCAN, INC.

APPENDIX B MARYLAND AVIATION ADMINISTRATION (MAA) PERMIT

Martin O'Malley
Governor

Anthony G. Brown
Lt. Governor

John D. Porcari
Secretary

Maryland Aviation Administration

Timothy L. Campbell, A.A.E.
Executive Director

AUG 5 2008

Mr. Anthony Apanavage
Tetra Tech NUS Incorporated
20257 Century Boulevard Suite 200
Germantown MD 20874

Dear Mr. Apanavage:

SUBJECT: Building Permit No. BP-08-035 Test Pits and Soil Boring at Martin State Airport – Phase II at Strawberry Point Lockheed Martin

Please find enclosed the approved Permit for the above referenced project. Permit approval is subject to compliance with provisions and stipulations contained in the Permits Information Guide (September 2007 Edition) and MAA Tenant Directive 007.01. The issuance or granting of this permit shall not be construed to be an approval of any violation of other Maryland Aviation Administration (MAA) or Code of Maryland (COMAR) regulations. MAA reserves the right to suspend or revoke the permit whenever it is deemed to be issued on the basis of incorrect, inaccurate or incomplete information provided by the applicant.

Please see the attached contact list of MAA departments and offices that need to be contacted prior to the start of work. Also, please refer to the Permits Information Guide to see if any other permit or authorization is required.

The approved Permit, Permit Plan Set and Permit Comments shall be kept at the project location until the completion of the project. Revisions to design shall be submitted to and approved by MAA Tenant Improvements Section prior to construction.

This permit shall become invalid unless the work on the site authorized by this permit is commenced within 180 days after issuance, or if the work is suspended or abandoned for a period of 180 days after the work is commenced. The issuance of this permit shall not relieve the applicant from his/her responsibility to ensure proper design and construction of this project.

Sincerely,

Syed Shariq R.A., Acting Manager
Tenant Improvements Section

Enclosures

MARYLAND DEPARTMENT OF TRANSPORTATION
MARYLAND AVIATION ADMINISTRATION

BWI [ ]

CONSTRUCTION PERMIT

MTN [X]

APPLICANT: TETRA TECH- LOCKHEED MARTIN

ADDRESS: 20251 Century Boulevard Suite 200 Germantown MD 20874

CONTACT NAME AND TELEPHONE NUMBER: Tony Apanavage 301-528-3021

CONSTRUCTION COMPANY'S NAME: Vironex

ADDRESS: 4961 Telsa Drive Suite E Bowie Maryland 20715

LICENSE CLASS:	LICENSE NUMBER:	EXPIRATION DATE:
MDE- Master Well Driller	013067	6-01-09

CONTACT NAME AND TELEPHONE NUMBER Scott A Lenglet 301-352-6642

PROJECT TITLE/WORK LOCATION: Phase II Test Pits and Soil Borings/Drilling at MTN – Strawberry Point / Lockheed Martin

[ ] Certificate of Occupancy Required [X] Permit Compliance Report Required

[ ] Health Department Approval Required [ ] Welding/Hot Work permit required

[X] Digging Authorization Required

THIS PERMIT IS ISSUED BY MARYLAND AVIATION ADMINISTRATION AS AUTHORIZATION TO PERFORM APPROVED CONSTRUCTION ACTIVITIES AS DESCRIBED AND SHOWN ON APPROVED PERMIT PLANS AND SPECIFICATIONS.

PERMIT NO.

BP-08-035

APPROVED:

Syed Shariq, Acting Manager

DATE OF APPROVAL:

AUG 5 2008

POST IN CONSPICUOUS PLACE AT JOB SITE

NOTE: This permit shall become invalid unless the work on the site authorized by such permit is commenced within 180 days after its issuance, or if the work authorized on the site by such permit is suspended or abandoned for a period of 180 days after the time the work is commenced.

MAA-180-R-7/01

Required Contact List for Permit Coordination- MTN

- Contact the Division of Airport Security at 410-859-7124 to obtain guidance on Security Access Badge requirements.

- One week prior to commencing work on the project, contact Wayne Johnson, Construction Inspection Supervisor, Tenant Improvements Section at 410-859-7637, to schedule a pre-construction meeting, obtain a copy of an approved set of drawings and to schedule all inspections.
  A Final Acceptance Inspection must be conducted prior to the contractor vacating the job sites.

- Contact Martin State Airport Operations Center at 410-682-8805 or 410-682-8801 to provide emergency contact information, coordinate issuance of the requisite Tenant Information Advisory, and other related matters.

- Contact Tom Rodgers, Chief, Fire Prevention and Inspection Section at BWI Airport Fire and Rescue Department at 410-859-7482

GENERAL COMMENTS

1. Applicable Codes & Regulations as per Tenant Directive 007 1 apply.
2. Display MAA Permit on site at all times.
3. Secure all tools and equipment in public/sterile areas and ensure that all doors are locked when no one is present in the construction area. No tools are to be left unattended. Follow proper escort procedures in the SIDA.
4. All loose debris/trash, on or about AOA, shall be deposited in an acceptable, covered trash receptacle. No debris/trash shall be left about on roof, spaces open to the AOA, conveyance, or near open trash receptacles at any time.
5. Firestop penetrations through fire rated assemblies and seal all unused/abandoned openings using appropriate UL-listed firestopping systems.
6. Provide support to structural member for any mechanical, electrical or other building elements not scheduled for removal but attached to items being demolished.
7. Sleeves:
   - Sleeves shall be installed for cable and raceway penetrations of concrete slabs, masonry and fire rated gypsum walls and other floor and wall assemblies.
   - Sleeves will be installed during erection of concrete and masonry walls.
   - Sleeves shall be installed in concrete slabs supported by pan decking to ensure full sealing of the uneven lower surface around the pan.
   - New concrete slabs are acceptable to be poured with the concrete surrounding the new conduit without the use of sleeves.
8. Provide support to structural member for any mechanical, electrical or other building elements not scheduled for removal but attached to items being demolished.
9. Core drilling, concrete floor cutting or other removal methods (on-grade, elevated, and post tensioned) shall be preceded by NDT to show that no embedded conduits or structural reinforcing will be disturbed in the proposed locations. The MAA Design Standard DST 2007-01 Core Drilling of Concrete Floors shall be used as reference.
10. Electrical:
    - Electrical, communication, security or fire safety wiring/systems shall not be interrupted without notification and coordination with authority having jurisdiction and written approval by said authority.
    - MC/FMC ¾ inch minimum size, 6 foot maximum length; except as allowed to fish existing walls per MAA Design Standards.
    - Raceway size shall be ¾" minimum.
    - All conduit fittings shall be steel.
    - All wire/cable shall be plenum rated.
    - Only brushed stainless steel device covers allowed.
    - Exothermic weld required for electrical grounding to building steel per MAA-DST.
    - Install expansion joints at points required.
11. Mechanical/Plumbing:
    - Exhaust fans and sanitary vents (new or existing) shall be placed a minimum of 10 feet from any air intake (new or existing).
    - Roof mounted equipment issues:
      -Gas pipe exposure on the roof shall be minimized.
      -Roof mounted equipment condensate drains shall be routed to the nearest roof drain.
      -Condensate drains shall not rest directly on the roof.
      -Existing roof warranties shall be maintained.
    - High pressure stainless steel couplings shall be used on all sanitary waste and vent piping.
12. Hot Work & Welding:
    - Open flame welding and cutting shall not be allowed without burning permit as issued.
    - During flame welding and flame/mechanical cutting operations install protective weld screens and non-flammable fire protection blankets.

MARYLAND DEPARTMENT OF TRANSPORTATION
MARYLAND AVIATION ADMINISTRATION

UTILITY MODIFICATION/DIGGING AUTHORIZATION

Tenant Improvements Section
P.O. Box 8766, BWI Airport
Maryland 21240-0766
Tel.: 410-859-7796
Fax: 410-859-5440
E-mail address
MAATIS@Bwiairport.com

GENERAL INFORMATION (To be completed by the applicant, please print)

Project Name: MTN Strawberry Point Phase II Deep Wells

Project Location (Bldg./Terminal, Level, Holdroom, Room No. etc.):
MTN Strawberry Point
Name of Tenant:
Martin State Airport

Applicant/Contact Person: Tony Apanavage

Contractor: Tetra Tech
Mailing Address: 20251 Century Blvd. Suite 200, Germantown MD 20874

Airport: ☐ BWI ☒ MTN

Tenant Space No

Tel.:
E-mail:

Tel.: 301-528-3021
Cell: 301-233-8230
Fax:
E-mail:

STEP 1

Scope: *(Define Scope and Boundaries of Proposed Work. Attach Drawings or Sketches as Required.)*
Reference attached drawings.

Utilities: List all Utilities as Identified in Contract Drawings | **Contract Drawing Reference**

STEP 2 *Gray areas to be filled out by MAA Inspector*

MAA Utilities*	Name: Charles Bauditz	Signature:	Date: 08-01-08
MAA Design*	Name: Charles Bauditz	Signature:	Date: 08-01-08
MAA IT*	Name: Charles Bauditz	Signature:	Date: 08-01-08
FAA *	Name:	Signature:	Date:
BGE	Name:	Signature:	Date:
MISS UTILITY	Name:	Signature:	Date:

List additional utilities identified by MAA/PB/FAA/BGE/Miss Utility/Others

STEP 3

The following utilities have been test pitted, located, and identified (Digging authorization is subject to resubmission if utilities require re-marking and re-test pitting due to removal or disturbance of identifying markers)

Reference attached underground utility survey documents - TCM 8/7/08

Signature of Contractor: **Date:** 8/7/08

*MAA/FAA sign off does not necessarily indicate accuracy of information but rather denotes that there are no known utilities other than those that may be listed. MAA/FAA and their employees and authorized agents are not liable for accurately identifying or locating any or all utilities. MAA/FAA sign-offs do not relieve the Contractor of responsibility for locating and protecting all utilities near the work. Contractor should use extreme caution for all underground work; cutting or damaging utilities could result in, among other things, disruption of service at the airport.

FOR OFFICE USE ONLY

Signature of Inspector **Date:** 8/7/08

Name of Inspector: *Print* Tim C. Morgan
Date Application Received:
Date Application Approved/Denied: 8/7/08

BP/IP Number: BP-08-035

Maryland Aviation Administration

Martin O'Malley
Governor

Anthony G. Brown
Lt. Governor

John D. Porcari
Secretary

Timothy L. Campbell, A.A.E.
Executive Director

July 15, 2008

Mr. Anthony Apanavage
Tetra Tech
20251 Century Boulevard, Suite 200
Germantown, MD 20874

Dear Mr. Apanavage:

SUBJECT: Airport Zoning Permit No. 08-284 and Building Permit (BP) No. 08-035 (Temporary Backhoe & Drilling Rig Operation at Martin State Airport)

Maryland Aviation Administration's (MAA) Office of Planning and Environmental Services (OPES) has received and reviewed the subject Airport Zoning Permit and determined that the proposed project lies within the Martin State Airport (MTN) Airport Zoning District. To ensure the safety of the traveling public, the Code of Maryland Regulations (COMAR) authorizes MAA to review each project proposed within the Airport Zoning District, which is defined as the area within 3.3 miles of a fixed point on MTN.

The MAA reviewed the application to ensure that the proposed project poses no hazard to the airspace surrounding MTN. The MAA analysis revealed that the temporary equipment of 10 feet above ground level (AGL)/15 feet mean sea level (MSL) would not be an obstruction to the Federal Aviation Regulations (FAR) Part 77 surfaces.

The MAA hereby approves Airport Zoning Permit No. 08-284 for the temporary backhoe and drilling rig operation at a height of 10 feet AGL/15 feet MSL. This approval does not exempt you from any requirements that may be imposed by MAA's Building Permit Committee. Further, until the Building Permit Committee has issued a permit for construction on BP No. 08-035, you are not authorized to proceed with the subject project at MTN. If you have any questions concerning this review, please contact me at 410-859-7692.

Sincerely,

J. Richard Shepley, Airport Planner
Division of Airport Facilities Planning

Enclosures

cc: Mr. Charles Baublitz, Chief, Airport Operations, MTN, **VIA FACSIMILE: 410-682-8881**
Ms. Karen Riddle, Permit Coordinator, Tenant Improvements Section, MAA
Mr. Douglas Swam, Supervisor, Office of Permits, Baltimore County,
VIA FACSIMILE: 410-887-5708

MARYLAND DEPARTMENT OF TRANSPORTATION

MARYLAND AVIATION ADMINISTRATION

APPLICATION FOR AIRPORT ZONING PERMIT

Approval of this application is not a substitute for any other permits or approvals required by the State or Local Jurisdiction.

Section I: ***Administrative Use Only***

PERMIT NO. 08-284
MARYLAND AVIATION ADM.
AIRPORT ZONING PERMIT

Application No.:_____ Date Received:_____ Date Issued:_____

Airport: ☐ BWI ☐ M. Martin State ☐ Other
County: ☐ Anne Arundel ☐ Howard ☐ Baltimore ☐ Other _____
Approval Required: ☐ Noise Zone ☐ Obstructions

Section II: ***Applicant Information***

1.) Application for: (Check One) TEST PITS AND SOIL BORINGS
(For the purposes of this form antenna, satellite dish, hvac equipment, etc. should be considered "structures.")

- ☐ New Subdivision (Plat Approval) Subdivision No._____
- ☐ Structure Only ☐ Structure + Crane County Permit No._____
- ☒ ~~Crane~~ Only, for construction or installation that will not add height to an existing structure.
  TRUCK MOUNTED DRILL RIG AND STANDARD TRUCK MOUNTED BACKHOE.

2.) Location: **Required:** ADC Map reference STRAWBERRY POINT PENINSULA ON MARTIN STATE AIRPORT PROPERTY

In addition, please complete at least one of the following types.

a) Tax Map_____, Grid_____, Parcel_____, Lot/block (if any)_____

b) Street Address 701 WILSON POINT ROAD BALTIMORE, MD. 21220

c) N. S. E. W. side of_____, @_____ft. from intersection with ALL WORK ON STRAWBERRY POINT PENINSULA (MARTIN STATE AIRPORT PROPERTY)

For Structures

3.) Type of improvement: ☐ New Building ☐ Addition ☐ Alteration ☐ Repair ☑ Other SOIL BORING TEST PITS/

4.) Contract price or estimated value of improvement: $100K

5.) Proposed Use(s):

a) Residential: ☐One family ☐ Two family ☐ Multi-family (No. units_____) ☐ Other N/A

b) Non-residential:

- ☐Hospital, Nursing Home, Institution
- ☐ School, Library, Church, Place of Assembly
- ☐ Hotel, Motel, Transient Lodging
- ☐ Outdoor Spectator Sports, Park, Playground
- ☐ Office, Store, Theater, Restaurant
- ☐ Agriculture, Industry: type_____
- ☐ Tower, Tank: type_____
- ☒ Other ENVIRONMENTAL ASSESSMENT

(OVER)

MAA-010
R-03/00

6) Describe proposed structures: TEST PITS AND SOIL BORINGS (NO STRUCTURES)

7) Present use if different from proposed: N/A

8) Size of Structure: Height TEST PITS 15 FT, Length SOIL BORINGS 15FT DEEP, Width 3 FT 3 INCHES

A site plan showing the property boundaries and the location of any existing/proposed structures is required with application. SEE ATTACHED FIGURE ALL

Elevations

*MSL=Mean Sea Level. All height restrictions in the vicinity of the airport use MSL as a reference point. If you do not know the elevation of your site, you can obtain this information at the County Office of Planning & Code Enforcement, Map Room.

9) Ground elevation of site: 5FT MSL*

10) Maximum elevation: (Height of structure + elevation of site) 15 FT (BACKHOE/TRUCK) DRILL RIG MSL*

For Cranes

11) Ground elevation at crane location: 5 FT MSL* 12) Height of ~~crane(s)~~ BACKHOE/DRILL RIG 10 FT

13) Maximum elevation:(ground elevation + height of crane) 15 FT MSL*

The applicant hereby certifies and agrees as follows: 1) that he/she is authorized to make this application; (2) that the information is correct: (3) that he/she will comply with all regulations that are applicable hereto; and (4) that he/she will perform no work on the subject property not specifically described in this application.

APPLICANT (Please Print)

ANTHONY ADAMAVAGE, TETRA TECH

Address: 20251 CENTURY BLVD, SUITE 200

GERMANTOWN MD. 20874

City State Zipcode

PROPERTY OWNER (Please Print)

MARTIN STATE AIRPORT

Address: 701 WILSON POINT ROAD

BALTIMORE, MD. 21220

City State Zipcode

Phone No.: 301 528 3021

Signature:

Connection to Property: ENVIRONMENTAL CONSULTANT (For/on behalf of Lockheed Martin Corporation)

Section III *Approvals*

Obstruction:	☑ Approved for maximum height of 15' MSL	☐ Denied	☐ N/A
	By: [signature] Date: 7/15/08		
Noise:	☐ Approved ☐ Denied ☑ N/A By: [signature]	Date: 7/15/08	

Approval of this application, if granted, will terminate if construction does not begin within one year of approval date. Approval of this permit does not preclude disturbance of applicant or occupants from aircraft operations. Please return application to: Maryland Aviation Administration, Aircraft Noise & Abatement Office, P. O. Box 8766, BWI Airport, MD 21240. Please direct inquiries to (410) 859-7070.

APPENDIX A GEOPHYSICAL ANOMALIES



Scale 1"=200'

100 0 100 200

feet

WGS 84 / Maryland CS83

EM Survey Statiopn

Inaccessible Area

Access Road

Survey Boundaries

Notes:

Coordinates in Maryland State Plane Grid, NAD83 datum.

Data collected with Geonics, Ltd. EM-31MK2 instrument.

Strawberry Point EM-31 Data Coverage

Figure 1

Rev. 2/2/08

Martin State Airport
Middle River, MD

Enviroscan, Inc.
1051 Columbia Ave.
Lancaster, PA 17603

Enviroscan
Project # 090710

ENVIROSCAN, INC.

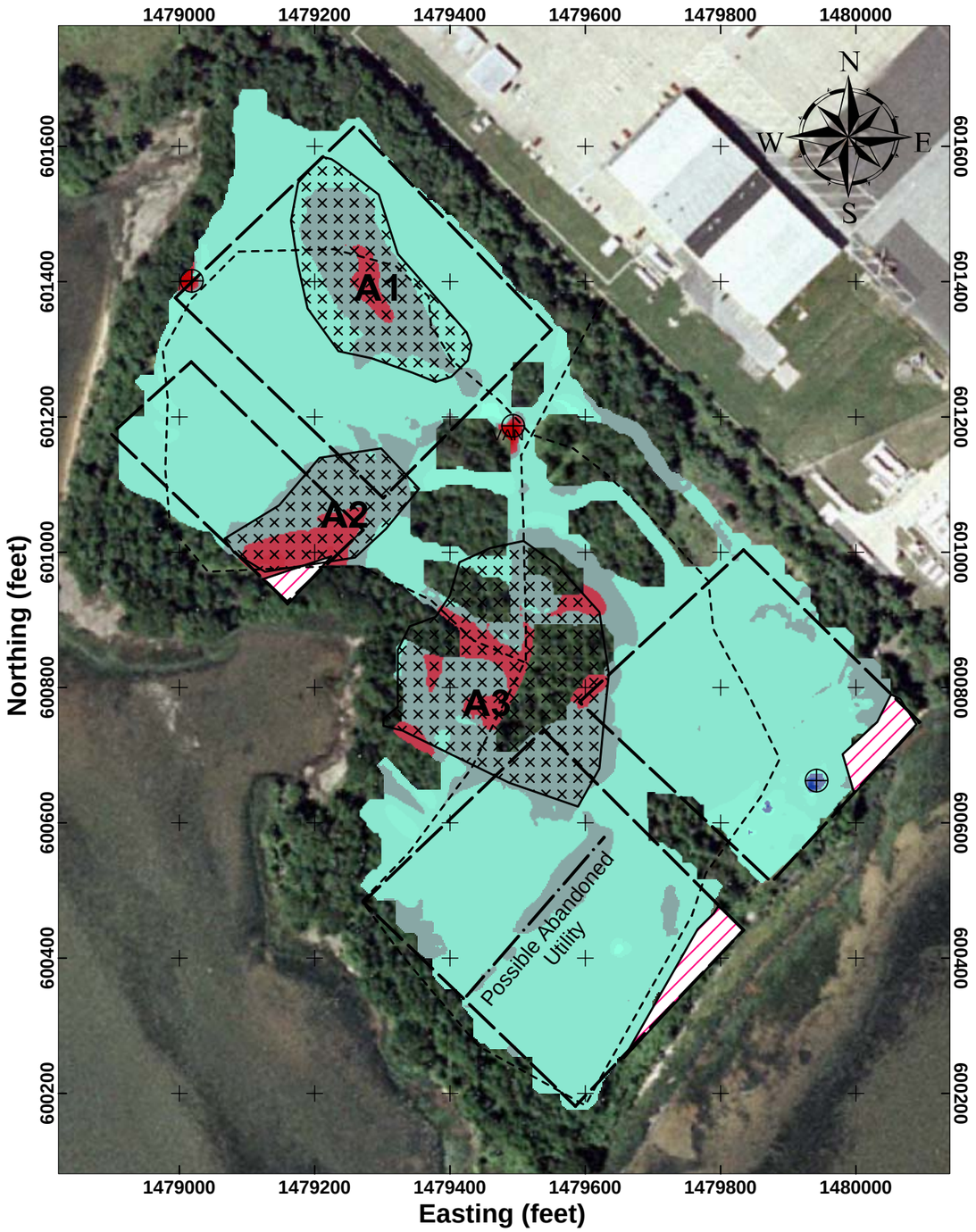

Scale 1"=200'

100 0 100 200

feet

WGS 84 / Maryland CS83

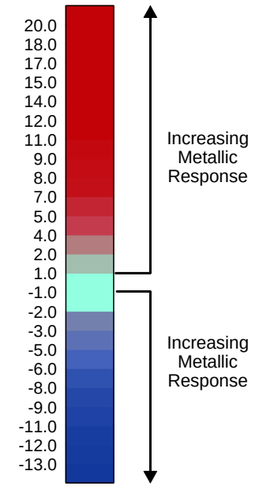

Inphase Response
(ppt)

- Possible Landfill Area
- Inaccessible Area
- Access Road
- Survey Boundaries
- Surface Metal

Notes:

Coordinates in Maryland State Plane Grid, NAD83 datum.

Data collected with Geonics, Ltd. EM-31MK2 instrument.

Strawberry Point Inphase Response Contours

Figure 2

Rev. 2/2/08

Martin State Airport
Middle River, MD

Enviroscan, Inc.
1051 Columbia Ave.
Lancaster, PA 17603

Enviroscan Project # 090710

ENVIROSCAN, INC.

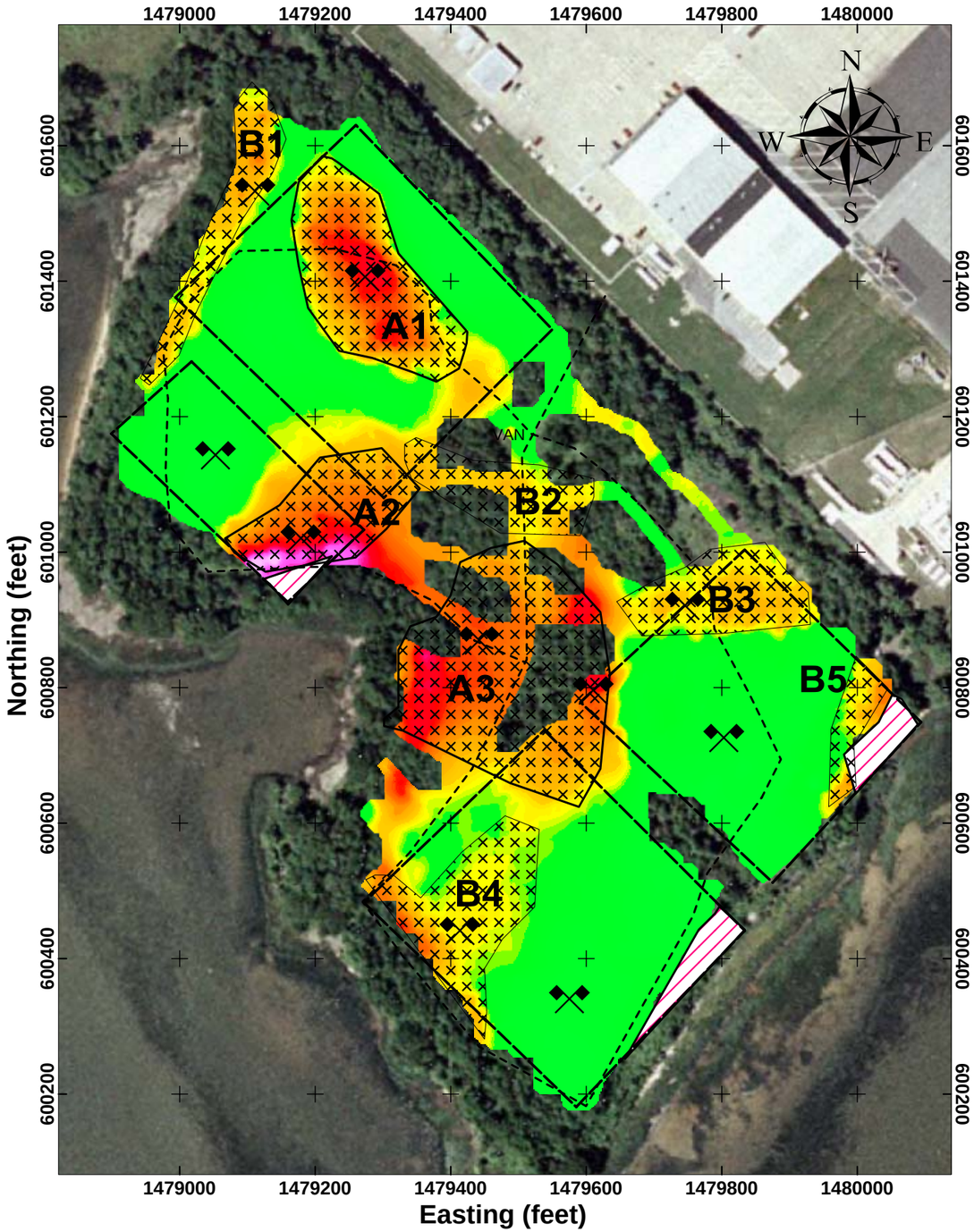

Scale 1"=200'

100 0 100 200

feet

WGS 84 / Maryland CS83

122.0
118.0
114.0
110.0
106.0
102.0
98.0
94.0
90.0
86.0
82.0
78.0
74.0
70.0
66.0
62.0
58.0
54.0
50.0
46.0
42.0
38.0
34.0
30.0
26.0
22.0
18.0
14.0
10.0
6.0

Increasing Metallic Response

"Normal" Soils

Terrain Conductivity
(mS/m)

- Possible Landfill Area
- Inaccessible Area
- Access Road
- Survey Boundaries
- Suggested Test Pit Locations

Notes:

Coordinates in Maryland State Plane Grid, NAD83 datum.

Data collected with Geonics, Ltd. EM-31MK2 instrument.

Strawberry Point Terrain Conductivity Contours

Figure 3

Rev. 2/2/08

Martin State Airport
Middle River, MD

Enviroscan, Inc.
1051 Columbia Ave.
Lancaster, PA 17603

Enviroscan Project # 090710

ENVIROSCAN, INC.

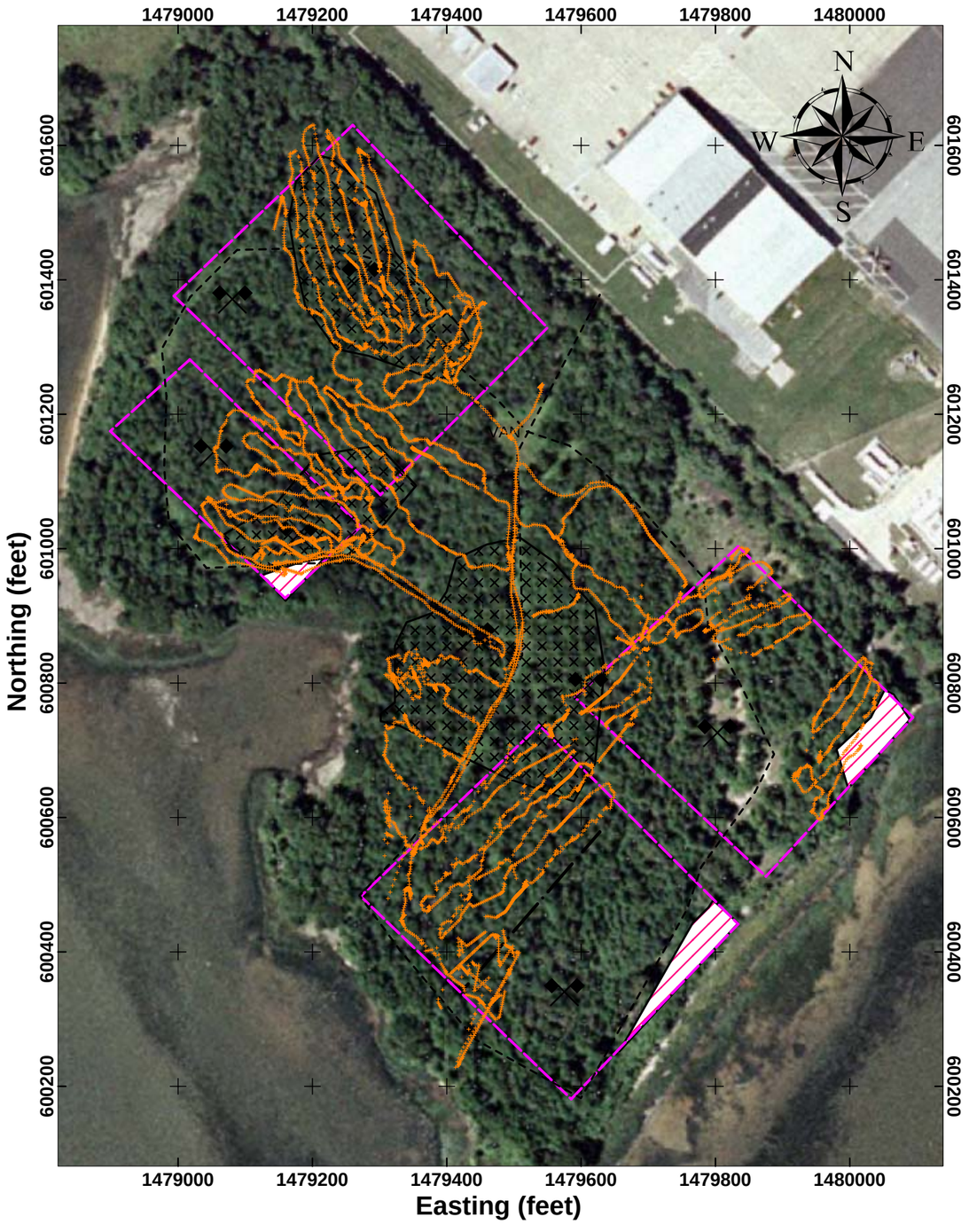

Scale 1"=200'

100 0 100 200

feet

WGS 84 / Maryland CS83

- Gamma Survey Station
- Inaccessible Area
- Access Road
- Survey Boundaries

Notes:

Coordinates in Maryland State Plane Grid, NAD83 datum.

Data collected with Ludlum Measurements, Inc. Model 2221 Scaler/Ratemeter.

Strawberry Point Natural Gamma Data Coverage

Figure 4

Rev. 2/1/08

Martin State Airport
Middle River, MD

Enviroscan, Inc.
1051 Columbia Ave.
Lancaster, PA 17603

Enviroscan
Project # 090710

ENVIROSCAN, INC.

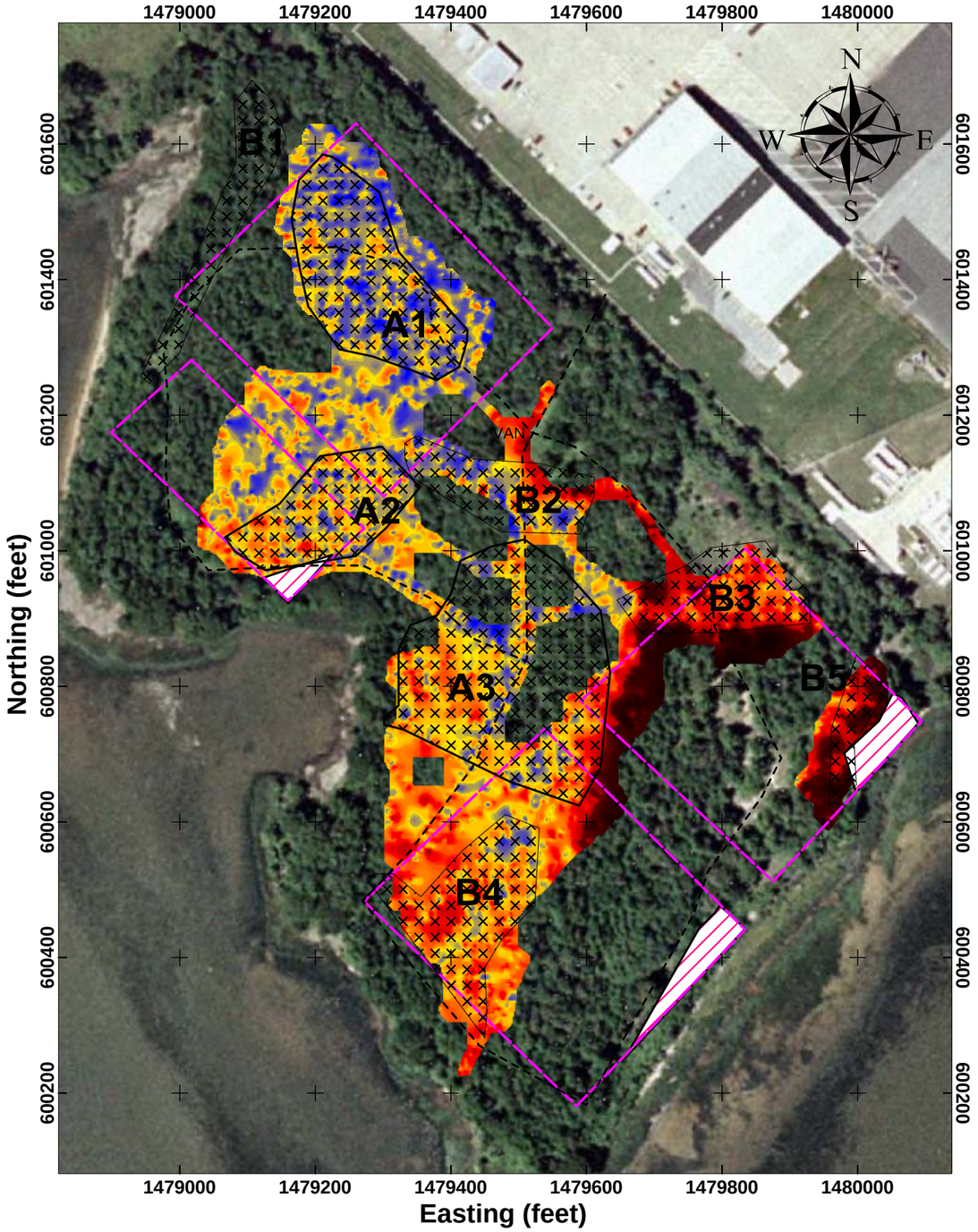

Scale 1"=200'

100 0 100 200

feet

WGS 84 / Maryland CS83

11700.0
11400.0
11100.0
10900.0
10600.0
10300.0
10100.0
9800.0
9600.0
9300.0
9000.0
8800.0
8500.0
8300.0
8000.0
7700.0
7500.0
7200.0
6900.0
6700.0
6400.0
6200.0
5900.0
5600.0
5400.0
5100.0
4900.0
4600.0
4300.0
4100.0
3800.0
3600.0

Increasing Counts/Minute

Gamma
(Counts/Minute)

- Gamma Survey Station
- Inaccessible Area
- Access Road
- Survey Boundaries

Notes:

Coordinates in Maryland State Plane Grid, NAD83 datum.

Data collected with Ludlum Measurements, Inc. Model 2221 Scaler/Ratemeter.

Strawberry Point Natural Gamma Survey Results

Figure 5

Rev. 2/1/08

Martin State Airport
Middle River, MD

Enviroscan, Inc.
1051 Columbia Ave.
Lancaster, PA 17603

Enviroscan
Project # 090710

ENVIROSCAN, INC.

APPENDIX B MARYLAND AVIATION ADMINISTRATION (MAA) PERMIT

Martin O'Malley
Governor

Anthony G. Brown
Lt. Governor

John D. Porcari
Secretary

Maryland Aviation Administration

Timothy L. Campbell, A.A.E.
Executive Director

AUG 5 2008

Mr. Anthony Apanavage
Tetra Tech NUS Incorporated
20257 Century Boulevard Suite 200
Germantown MD 20874

Dear Mr. Apanavage:

SUBJECT: Building Permit No. BP-08-035 Test Pits and Soil Boring at Martin State Airport – Phase II at Strawberry Point Lockheed Martin

Please find enclosed the approved Permit for the above referenced project. Permit approval is subject to compliance with provisions and stipulations contained in the Permits Information Guide (September 2007 Edition) and MAA Tenant Directive 007.01. The issuance or granting of this permit shall not be construed to be an approval of any violation of other Maryland Aviation Administration (MAA) or Code of Maryland (COMAR) regulations. MAA reserves the right to suspend or revoke the permit whenever it is deemed to be issued on the basis of incorrect, inaccurate or incomplete information provided by the applicant.

Please see the attached contact list of MAA departments and offices that need to be contacted prior to the start of work. Also, please refer to the Permits Information Guide to see if any other permit or authorization is required.

The approved Permit, Permit Plan Set and Permit Comments shall be kept at the project location until the completion of the project. Revisions to design shall be submitted to and approved by MAA Tenant Improvements Section prior to construction.

This permit shall become invalid unless the work on the site authorized by this permit is commenced within 180 days after issuance, or if the work is suspended or abandoned for a period of 180 days after the work is commenced. The issuance of this permit shall not relieve the applicant from his/her responsibility to ensure proper design and construction of this project.

Sincerely,

Syed Shariq R.A., Acting Manager
Tenant Improvements Section

Enclosures

MARYLAND DEPARTMENT OF TRANSPORTATION
MARYLAND AVIATION ADMINISTRATION

BWI [ ]

CONSTRUCTION PERMIT

MTN [X]

APPLICANT: TETRA TECH- LOCKHEED MARTIN

ADDRESS: 20251 Century Boulevard Suite 200 Germantown MD 20874

CONTACT NAME AND TELEPHONE NUMBER: Tony Apanavage 301-528-3021

CONSTRUCTION COMPANY'S NAME: Vironex

ADDRESS: 4961 Telsa Drive Suite E Bowie Maryland 20715

LICENSE CLASS:	LICENSE NUMBER:	EXPIRATION DATE:
MDE- Master Well Driller	013067	6-01-09

CONTACT NAME AND TELEPHONE NUMBER Scott A Lenglet 301-352-6642

PROJECT TITLE/WORK LOCATION: Phase II Test Pits and Soil Borings/Drilling at MTN – Strawberry Point / Lockheed Martin

[ ] Certificate of Occupancy Required [X] Permit Compliance Report Required

[ ] Health Department Approval Required [ ] Welding/Hot Work permit required

[X] Digging Authorization Required

THIS PERMIT IS ISSUED BY MARYLAND AVIATION ADMINISTRATION AS AUTHORIZATION TO PERFORM APPROVED CONSTRUCTION ACTIVITIES AS DESCRIBED AND SHOWN ON APPROVED PERMIT PLANS AND SPECIFICATIONS.

PERMIT NO.

BP-08-035

APPROVED:

Syed Shariq, Acting Manager

DATE OF APPROVAL:

AUG 5 2008

POST IN CONSPICUOUS PLACE AT JOB SITE

NOTE: This permit shall become invalid unless the work on the site authorized by such permit is commenced within 180 days after its issuance, or if the work authorized on the site by such permit is suspended or abandoned for a period of 180 days after the time the work is commenced.

MAA-180-R-7/01

Required Contact List for Permit Coordination- MTN

- Contact the Division of Airport Security at 410-859-7124 to obtain guidance on Security Access Badge requirements.

- One week prior to commencing work on the project, contact Wayne Johnson, Construction Inspection Supervisor, Tenant Improvements Section at 410-859-7637, to schedule a pre-construction meeting, obtain a copy of an approved set of drawings and to schedule all inspections.
  A Final Acceptance Inspection must be conducted prior to the contractor vacating the job sites.

- Contact Martin State Airport Operations Center at 410-682-8805 or 410-682-8801 to provide emergency contact information, coordinate issuance of the requisite Tenant Information Advisory, and other related matters.

- Contact Tom Rodgers, Chief, Fire Prevention and Inspection Section at BWI Airport Fire and Rescue Department at 410-859-7482

GENERAL COMMENTS

1. Applicable Codes & Regulations as per Tenant Directive 007 1 apply.
2. Display MAA Permit on site at all times.
3. Secure all tools and equipment in public/sterile areas and ensure that all doors are locked when no one is present in the construction area. No tools are to be left unattended. Follow proper escort procedures in the SIDA.
4. All loose debris/trash, on or about AOA, shall be deposited in an acceptable, covered trash receptacle. No debris/trash shall be left about on roof, spaces open to the AOA, conveyance, or near open trash receptacles at any time.
5. Firestop penetrations through fire rated assemblies and seal all unused/abandoned openings using appropriate UL-listed firestopping systems.
6. Provide support to structural member for any mechanical, electrical or other building elements not scheduled for removal but attached to items being demolished.
7. Sleeves:
   - Sleeves shall be installed for cable and raceway penetrations of concrete slabs, masonry and fire rated gypsum walls and other floor and wall assemblies.
   - Sleeves will be installed during erection of concrete and masonry walls.
   - Sleeves shall be installed in concrete slabs supported by pan decking to ensure full sealing of the uneven lower surface around the pan.
   - New concrete slabs are acceptable to be poured with the concrete surrounding the new conduit without the use of sleeves.
8. Provide support to structural member for any mechanical, electrical or other building elements not scheduled for removal but attached to items being demolished.
9. Core drilling, concrete floor cutting or other removal methods (on-grade, elevated, and post tensioned) shall be preceded by NDT to show that no embedded conduits or structural reinforcing will be disturbed in the proposed locations. The MAA Design Standard DST 2007-01 Core Drilling of Concrete Floors shall be used as reference.
10. Electrical:
    - Electrical, communication, security or fire safety wiring/systems shall not be interrupted without notification and coordination with authority having jurisdiction and written approval by said authority.
    - MC/FMC ¾ inch minimum size, 6 foot maximum length; except as allowed to fish existing walls per MAA Design Standards.
    - Raceway size shall be ¾" minimum.
    - All conduit fittings shall be steel.
    - All wire/cable shall be plenum rated.
    - Only brushed stainless steel device covers allowed.
    - Exothermic weld required for electrical grounding to building steel per MAA-DST.
    - Install expansion joints at points required.
11. Mechanical/Plumbing:
    - Exhaust fans and sanitary vents (new or existing) shall be placed a minimum of 10 feet from any air intake (new or existing).
    - Roof mounted equipment issues:
      -Gas pipe exposure on the roof shall be minimized.
      -Roof mounted equipment condensate drains shall be routed to the nearest roof drain.
      -Condensate drains shall not rest directly on the roof.
      -Existing roof warranties shall be maintained.
    - High pressure stainless steel couplings shall be used on all sanitary waste and vent piping.
12. Hot Work & Welding:
    - Open flame welding and cutting shall not be allowed without burning permit as issued.
    - During flame welding and flame/mechanical cutting operations install protective weld screens and non-flammable fire protection blankets.

MARYLAND DEPARTMENT OF TRANSPORTATION
MARYLAND AVIATION ADMINISTRATION

UTILITY MODIFICATION/DIGGING AUTHORIZATION

Tenant Improvements Section
P.O. Box 8766, BWI Airport
Maryland 21240-0766
Tel.: 410-859-7796
Fax: 410-859-5440
E-mail address
MAATIS@Bwiairport.com

GENERAL INFORMATION (To be completed by the applicant, please print)

Project Name: MTN Strawberry Point Phase II Deep Wells

Project Location (Bldg./Terminal, Level, Holdroom, Room No. etc.):
MTN Strawberry Point
Name of Tenant:
Martin State Airport

Applicant/Contact Person: Tony Apanavage

Contractor: Tetra Tech
Mailing Address: 20251 Century Blvd. Suite 200, Germantown MD 20874

Airport: ☐ BWI ☒ MTN

Tenant Space No

Tel.:
E-mail:

Tel.: 301-528-3021
Cell: 301-233-8230
Fax:
E-mail:

STEP 1

Scope: *(Define Scope and Boundaries of Proposed Work. Attach Drawings or Sketches as Required.)*
Reference attached drawings.

Utilities: List all Utilities as Identified in Contract Drawings | **Contract Drawing Reference**

STEP 2 *Gray areas to be filled out by MAA Inspector*

MAA Utilities*	Name: Charles Bauditz	Signature:	Date: 08-01-08
MAA Design*	Name: Charles Bauditz	Signature:	Date: 08-01-08
MAA IT*	Name: Charles Bauditz	Signature:	Date: 08-01-08
FAA *	Name:	Signature:	Date:
BGE	Name:	Signature:	Date:
MISS UTILITY	Name:	Signature:	Date:

List additional utilities identified by MAA/PB/FAA/BGE/Miss Utility/Others

STEP 3

The following utilities have been test pitted, located, and identified (Digging authorization is subject to resubmission if utilities require re-marking and re-test pitting due to removal or disturbance of identifying markers)

Reference attached underground utility survey documents - TCM 8/7/08

Signature of Contractor: **Date:** 8/7/08

*MAA/FAA sign off does not necessarily indicate accuracy of information but rather denotes that there are no known utilities other than those that may be listed. MAA/FAA and their employees and authorized agents are not liable for accurately identifying or locating any or all utilities. MAA/FAA sign-offs do not relieve the Contractor of responsibility for locating and protecting all utilities near the work. Contractor should use extreme caution for all underground work; cutting or damaging utilities could result in, among other things, disruption of service at the airport.

FOR OFFICE USE ONLY

Signature of Inspector **Date:** 8/7/08

Name of Inspector: *Print* Tim C. Morgan
Date Application Received:
Date Application Approved/Denied: 8/7/08

BP/IP Number: BP-08-035

Maryland Aviation Administration

Martin O'Malley
Governor

Anthony G. Brown
Lt. Governor

John D. Porcari
Secretary

Timothy L. Campbell, A.A.E.
Executive Director

July 15, 2008

Mr. Anthony Apanavage
Tetra Tech
20251 Century Boulevard, Suite 200
Germantown, MD 20874

Dear Mr. Apanavage:

SUBJECT: Airport Zoning Permit No. 08-284 and Building Permit (BP) No. 08-035 (Temporary Backhoe & Drilling Rig Operation at Martin State Airport)

Maryland Aviation Administration's (MAA) Office of Planning and Environmental Services (OPES) has received and reviewed the subject Airport Zoning Permit and determined that the proposed project lies within the Martin State Airport (MTN) Airport Zoning District. To ensure the safety of the traveling public, the Code of Maryland Regulations (COMAR) authorizes MAA to review each project proposed within the Airport Zoning District, which is defined as the area within 3.3 miles of a fixed point on MTN.

The MAA reviewed the application to ensure that the proposed project poses no hazard to the airspace surrounding MTN. The MAA analysis revealed that the temporary equipment of 10 feet above ground level (AGL)/15 feet mean sea level (MSL) would not be an obstruction to the Federal Aviation Regulations (FAR) Part 77 surfaces.

The MAA hereby approves Airport Zoning Permit No. 08-284 for the temporary backhoe and drilling rig operation at a height of 10 feet AGL/15 feet MSL. This approval does not exempt you from any requirements that may be imposed by MAA's Building Permit Committee. Further, until the Building Permit Committee has issued a permit for construction on BP No. 08-035, you are not authorized to proceed with the subject project at MTN. If you have any questions concerning this review, please contact me at 410-859-7692.

Sincerely,

J. Richard Shepley, Airport Planner
Division of Airport Facilities Planning

Enclosures

cc: Mr. Charles Baublitz, Chief, Airport Operations, MTN, **VIA FACSIMILE: 410-682-8881**
Ms. Karen Riddle, Permit Coordinator, Tenant Improvements Section, MAA
Mr. Douglas Swam, Supervisor, Office of Permits, Baltimore County,
VIA FACSIMILE: 410-887-5708

MARYLAND DEPARTMENT OF TRANSPORTATION

MARYLAND AVIATION ADMINISTRATION

APPLICATION FOR AIRPORT ZONING PERMIT

Approval of this application is not a substitute for any other permits or approvals required by the State or Local Jurisdiction.

Section I: ***Administrative Use Only***

PERMIT NO. 08-284
MARYLAND AVIATION ADM.
AIRPORT ZONING PERMIT

Application No.:_____ Date Received:_____ Date Issued:_____

Airport: ☐ BWI ☐ M. Martin State ☐ Other
County: ☐ Anne Arundel ☐ Howard ☐ Baltimore ☐ Other _____
Approval Required: ☐ Noise Zone ☐ Obstructions

Section II: ***Applicant Information***

1.) Application for: (Check One) TEST PITS AND SOIL BORINGS
(For the purposes of this form antenna, satellite dish, hvac equipment, etc. should be considered "structures.")

- ☐ New Subdivision (Plat Approval) Subdivision No._____
- ☐ Structure Only ☐ Structure + Crane County Permit No._____
- ☒ ~~Crane~~ Only, for construction or installation that will not add height to an existing structure.
  TRUCK MOUNTED DRILL RIG AND STANDARD TRUCK MOUNTED BACKHOE.

2.) Location: **Required:** ADC Map reference STRAWBERRY POINT PENINSULA ON MARTIN STATE AIRPORT PROPERTY

In addition, please complete at least one of the following types.

a) Tax Map_____, Grid_____, Parcel_____, Lot/block (if any)_____

b) Street Address 701 WILSON POINT ROAD BALTIMORE, MD. 21220

c) N. S. E. W. side of_____, @_____ft. from intersection with ALL WORK ON STRAWBERRY POINT PENINSULA (MARTIN STATE AIRPORT PROPERTY)

For Structures

3.) Type of improvement: ☐ New Building ☐ Addition ☐ Alteration ☐ Repair ☑ Other SOIL BORING TEST PITS/

4.) Contract price or estimated value of improvement: $100K

5.) Proposed Use(s):

a) Residential: ☐One family ☐ Two family ☐ Multi-family (No. units_____) ☐ Other N/A

b) Non-residential:

- ☐Hospital, Nursing Home, Institution
- ☐ School, Library, Church, Place of Assembly
- ☐ Hotel, Motel, Transient Lodging
- ☐ Outdoor Spectator Sports, Park, Playground
- ☐ Office, Store, Theater, Restaurant
- ☐ Agriculture, Industry: type_____
- ☐ Tower, Tank: type_____
- ☒ Other ENVIRONMENTAL ASSESSMENT

(OVER)

MAA-010
R-03/00

6) Describe proposed structures: TEST PITS AND SOIL BORINGS (NO STRUCTURES)

7) Present use if different from proposed: N/A

8) Size of Structure: Height TEST PITS 15 FT, Length SOIL BORINGS 15FT DEEP, Width 3 FT 3 INCHES

A site plan showing the property boundaries and the location of any existing/proposed structures is required with application. SEE ATTACHED FIGURE ALL

Elevations

*MSL=Mean Sea Level. All height restrictions in the vicinity of the airport use MSL as a reference point. If you do not know the elevation of your site, you can obtain this information at the County Office of Planning & Code Enforcement, Map Room.

9) Ground elevation of site: 5FT MSL*

10) Maximum elevation: (Height of structure + elevation of site) 15 FT (BACKHOE/TRUCK) DRILL RIG MSL*

For Cranes

11) Ground elevation at crane location: 5 FT MSL* 12) Height of ~~crane(s)~~ BACKHOE/DRILL RIG 10 FT

13) Maximum elevation:(ground elevation + height of crane) 15 FT MSL*

The applicant hereby certifies and agrees as follows: 1) that he/she is authorized to make this application; (2) that the information is correct: (3) that he/she will comply with all regulations that are applicable hereto; and (4) that he/she will perform no work on the subject property not specifically described in this application.

APPLICANT (Please Print)

ANTHONY ADAMAVAGE, TETRA TECH

Address: 20251 CENTURY BLVD, SUITE 200

GERMANTOWN MD. 20874

City State Zipcode

PROPERTY OWNER (Please Print)

MARTIN STATE AIRPORT

Address: 701 WILSON POINT ROAD

BALTIMORE, MD. 21220

City State Zipcode

Phone No.: 301 528 3021

Signature:

Connection to Property: ENVIRONMENTAL CONSULTANT (For/on behalf of Lockheed Martin Corporation)

Section III *Approvals*

Obstruction:	☑ Approved for maximum height of 15' MSL	☐ Denied	☐ N/A
	By: [signature] Date: 7/15/08		
Noise:	☐ Approved ☐ Denied ☑ N/A By: [signature]	Date: 7/15/08	

Approval of this application, if granted, will terminate if construction does not begin within one year of approval date. Approval of this permit does not preclude disturbance of applicant or occupants from aircraft operations. Please return application to: Maryland Aviation Administration, Aircraft Noise & Abatement Office, P. O. Box 8766, BWI Airport, MD 21240. Please direct inquiries to (410) 859-7070.



Photograph 1: Test Pit 1 sidewalls (0- 3 ft) consisting of dry, hard clay



Photograph 2: Test Pit 1 sidewalls and bottom of excavation.
Predominant lithology is grey plastic clay.



Photograph 3: Test Pit 2 showing surface conditions (0-2 ft)



Photograph 4: Test Pit 2 showing grey clay and water seepage (4-5 ft bgs)



Photograph 5: Test Pit 3 showing water seepage at 8 ft



Photograph 6: Test Pit 3 showing grey clay and orange clayey silt



Photograph 7: Test Pit 4 showing thick grey clay



Photograph 8: Test Pit 4 soil stockpile (grey clay)



Photograph 9: Test Pit 5 showing complete excavation



Photograph 10: Test Pit 5 grey clay and part of peat layer (dark brown material)



Photograph 11: Test Pit 6 showing completed excavation



Photograph 12: Test Pit 6 showing grey, soft highly plastic clay



Photograph 13: Test Pit 7 showing soil stockpile (grey clay)



Photograph 14: Test Pit 7 showing completed excavation



Photograph 15: Test Pit 8 showing excavation from 0-3 ft



Photograph 16: Test Pit 8 showing sand as the predominant lithology



Photograph 17: Test Pit 9 soil stockpile consisting mainly of sand



Photograph 18: Test Pit 9 sandy sidewall (0-3 ft)



Photograph 19: Test Pit 10 sidewall (0-3 ft) consists of dry hard clay and silt



Photograph 20: Test Pit 10 shows view of soft grey clay



Photograph 21: Test Pit 11 clayey sidewall and water seepage at bottom



Photograph 22: Test Pit 11 stockpile of soft grey clay



Photograph 23: Test Pit 12 sidewall (0-3 ft) dry hard clay and silt



Photograph 24: Test Pit 12 clayey soil stockpile



Photograph 25: Test Pit 13 sandy sidewall (0-3 ft)



Photograph 26: Test Pit 13 sidewalls consisting mainly of sand



Photograph 27: Test Pit 14 sidewall of grey clay, clayey silt. Sand encountered from 8-10 ft.



Photograph 28: Test Pit 14 stockpile consisting of clay and sand



Photograph 29: Test Pit 15 stockpile consisting of grey clay (3-8 ft) and light grey silt (8-10 ft)



Photograph 30: Test Pit 15 light grey silt (8-10 ft)



Photograph 31: Test Pit 16 consists of clay, water seepage at 8 ft



Photograph 32: Test Pit 16 clayey stockpile



Photograph 33: Test Pit 17 clay soil stockpile



Photograph 34: Test Pit 17 peat layer visible (6 ft bgs)



Photograph 35: Test Pit 18 consists of clay, clayey silt, and silt



Photograph 36: Test Pit 18 sidewalls from 0-3 ft



Photograph 37: Test Pit 19 consist of silt and fine sand



Photograph 38: Test Pit 19 soil stockpile with section of peat layer (8 ft bgs)



Photograph 39: Test Pit 20 sidewall of sand



Photograph 40: Test Pit 20 stockpile consisting mainly of sand

APPENDIX D SOIL BORING LOGS

PROJECT:	STRAWBERRY POINT PHASE II INVESTIGATON	JOB NO.	WELL NUMBER DPS-WP-SB2	CLIENT: LOCKHEED MARTIN BETHESDA, MARYLAND	
		DRILLING METHOD: DIRECT PUSH			
LOCATION:	STRAWBERRY POINT, MARTIN STATE AIRPORT	COMPANY: VIRONEX			
		OPERATOR: SCOTT MCKINNON			SHEET
		SAMPLING METHOD: ACETATE SLEEVE (2 IN. DIA, 4 FT. LENGTH)			1 OF 1
WELL SCREEN: 1-INCH DIA. 10-FEET FLUSH-JOINTED SCH. 40 PVC, 10 SLOT (0.010-INCH)					
RISER: 1-INCH DIA. SCH. 40 PVC SOLID CASING		LOGGED BY: DAVID WERTZ - TETRA TECH			DRILLING
FILTER PACK: #1 SAND		WELL DEPTH: 15FEET			START DATE / FINISH DATE
SEAL: 1/4" DIA. BENTONITE PELLETS		DATUM: MD STATE NAD 1983 (ft) N/L: E/L:			
GROUT: 1/4" DIA. BENTONITE PELLETS		601463.20 1479520.46			8/19/2008 / 8/19/2008
		NAVD ELEVATION (ft) 13.04 (riser)			
		PERMIT NO.			

WP-SB2

DEPTH (ft)	SAMPLE INTERVAL	RECOVERY (INCHES)	BLOW COUNT "N"	MOISTURE CONTENT	PID READING (ppm)	SURFACE CONDITIONS: GRASS/SOIL	USCS
1	0-2	48	NA	DRY	0.0	Dark Brown, f-m SAND, some Silt	SM
2							SP
3	2-4					Dark Brown, SILT	
4						Yellowish-Orange, f-m SAND, loose	SP
5	4-6	28	NA	MOIST	0.0	Yellowish-Orange, f-m SAND, loose, moist	SP
6							
7	6-8			WET		Dark brown, PEAT, wet, Clayey SILT, soft	PT
8							
9	8-10	48	NA	MOIST	0.0	Med. Stiff, yellow orange to Grey, clayey SILT, Silt	ML
10						Tan, light grey, moist, very Stiff, SILT, some fine Sand, trace Clay, slightly plastic	
11	10-12						ML
12						Fine SAND, some Silt	SP
13	12-14	48	NA	WET	0.0	Light grey, SILT and fine Sand, moist to wet	ML
14							
15	14-16					Grey, f-m SAND, wet	SP
16							
						END OF BORING @ 16 ft	

WELL INSTALLATION

STICKUP

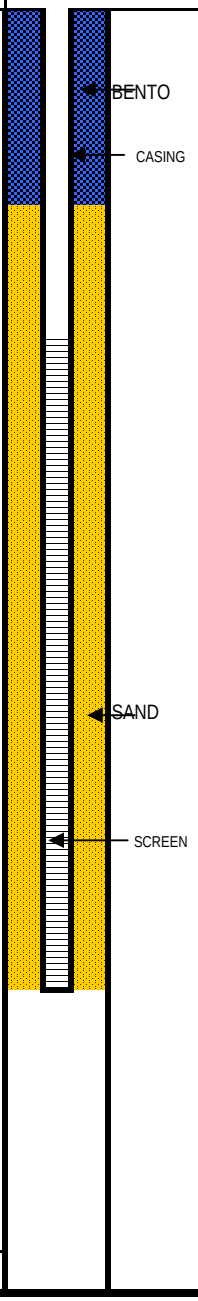

PROJECT:	STRAWBERRY POINT PHASE II INVESTIGATON	JOB NO.	WELL NUMBER DPS-WP-SB3	CLIENT: LOCKHEED MARTIN BETHESDA, MARYLAND	
		DRILLING METHOD: DIRECT PUSH			
LOCATION:	STRAWBERRY POINT, MARTIN STATE AIRPORT	COMPANY: VIRONEX			
		OPERATOR: SCOTT MCKINNON			SHEET
		SAMPLING METHOD: ACETATE SLEEVE (2 IN. DIA, 4 FT. LENGTH)			1 OF 1
WELL SCREEN: 1-INCH DIA. 10-FEET FLUSH-JOINTED SCH. 40 PVC, 10 SLOT (0.010-INCH)					
RISER: 1-INCH DIA. SCH. 40 PVC SOLID CASING		LOGGED BY: DAVID WERTZ - TETRA TECH			DRILLING
FILTER PACK: #1 SAND		WELL DEPTH: 15FEET			START DATE / FINISH DATE
SEAL: 1/4" DIA. BENTONITE PELLETS		DATUM: MD STATE NAD 1983 (ft) N/L: E/L:			
GROUT: 1/4" DIA. BENTONITE PELLETS		601185.50 1478941.30			8/19/2008 / 8/19/2008
		NAVD ELEVATION (ft) 9.50 (riser)			
		PERMIT NO.			

WP-SB3

DEPTH (ft)	SAMPLE INTERVAL	RECOVERY (INCHES)	BLOW COUNT "N"	MOISTURE CONTENT	PID READING (ppm)	SURFACE CONDITIONS: FOREST SOIL	USCS
1	0-2	18	NA	MOIST	0.0	Grey, clayey SILT, some root material, soft, moist	ML
2							
3	2-4						
4							
5	4-6	30	NA	WET	0.0	Yellow-orange, wet, loose, f-m SAND, some Silt,	SP
6							
7	6-8			MOIST		Yellow-orange, silt% increases, SILT and fine Sand, some Clay, stiff, moist	ML
8							
9	8-10	35	NA	WET	0.0	Yellow-orange, dense, f-m SAND	SP
10							
11	10-12			MOIST		Yellow-orange, grey mottles, sandy clayey SILT	ML
12							
13	12-14	30	NA	WET	0.0	clayey, silty, f-m SAND, wet, medium dense, slightly plastic	SM
14							
15	14-16					clayey, silty, f-m SAND, wet, medium dense, slightly plastic	SM
16							

BENTONITE
SANDPACK

WELL INSTALLATION

STICKUP

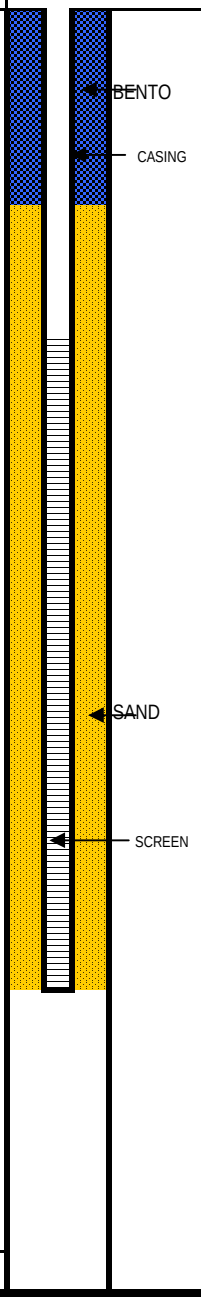

END OF BORING @ 16 ft

PROJECT:	STRAWBERRY POINT PHASE II INVESTIGATON	JOB NO.	WELL NUMBER DPS-WP-SB7	CLIENT: LOCKHEED MARTIN BETHESDA, MARYLAND	
		DRILLING METHOD: DIRECT PUSH			
LOCATION:	STRAWBERRY POINT, MARTIN STATE AIRPORT	COMPANY: VIRONEX			
		OPERATOR: SCOTT MCKINNON			SHEET
		SAMPLING METHOD: ACETATE SLEEVE (2 IN. DIA, 4 FT. LENGTH)			1 OF 1
WELL SCREEN: 1-INCH DIA. 10-FEET FLUSH-JOINTED SCH. 40 PVC, 10 SLOT (0.010-INCH)					
RISER: 1-INCH DIA. SCH. 40 PVC SOLID CASING		LOGGED BY: DAVID WERTZ - TETRA TECH			DRILLING
FILTER PACK: #1 SAND		WELL DEPTH: 15FEET			START DATE: 8/19/2008
SEAL: 1/4" DIA. BENTONITE PELLETS		DATUM: MD STATE NAD 1983 (ft) N/L: 601162.33 E/L: 1479830.47			FINISH DATE: 8/19/2008
GROUT: 1/4" DIA. BENTONITE PELLETS		NAVD ELEVATION (ft) 11.50 (riser)			
		PERMIT NO.			

WP-SB7

DEPTH (ft)	SAMPLE INTERVAL	RECOVERY (INCHES)	BLOW COUNT "N"	MOISTURE CONTENT	PID READING (ppm)	SURFACE CONDITIONS: GRASS / BENTONITE / SANDPACK	USCS
1	0-2	44	NA	MOIST	0.0	Topsoil, brown, moist, SILT and fine Sand, very stiff	ML
2							
3	2-4						
4						Tan, f-m SAND, loose	SP
5	4-6	30	NA	WET	0.0	Yellow-orange, f-m SAND, loose, wet	
6							
7	6-8						
8							
9	8-10	40	NA	WET	0.0	Yellow-orange, f-m SAND, loose, wet Dark grey, f-m SAND, trace Silt, loose, wet	SP
10							
11	10-12						
12							
13	12-14	29	NA		0.0	Dark grey, f-m SAND, trace Silt, loose, wet	SP
14						PEAT	PT
15	14-16					Light grey, clayey SILT/silty CLAY, very stiff, highly plastic	ML
16							

WELL INSTALLATION

STICKUP

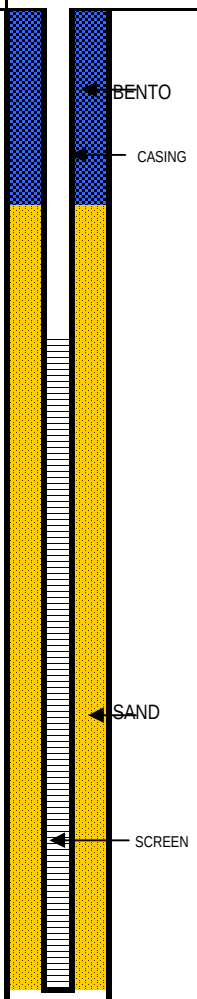

END OF BORING @ 16 ft

PROJECT:	STRAWBERRY POINT PHASE II INVESTIGATON	JOB NO.	WELL NUMBER DPS-WP-SB10	CLIENT: LOCKHEED MARTIN BETHESDA, MARYLAND	
		DRILLING METHOD: DIRECT PUSH			
LOCATION:	STRAWBERRY POINT, MARTIN STATE AIRPORT	COMPANY: VIRONEX			
		OPERATOR: SCOTT MCKINNON			SHEET
		SAMPLING METHOD: ACETATE SLEEVE (2 IN. DIA, 4 FT. LENGTH)			1 OF 1
WELL SCREEN: 1-INCH DIA. 10-FEET FLUSH-JOINTED SCH. 40 PVC, 10 SLOT (0.010-INCH)					
RISER: 1-INCH DIA. SCH. 40 PVC SOLID CASING		LOGGED BY: DAVID WERTZ - TETRA TECH		DRILLING	
FILTER PACK: #1 SAND		WELL DEPTH: 15FEET		START DATE	FINISH DATE
SEAL: 1/4" DIA. BENTONITE PELLETS		DATUM: MD STATE NAD 1983 (ft) N/L: E/L:			
GROUT: 1/4" DIA. BENTONITE PELLETS		600522.79 1479328.84		8/20/2008	8/20/2008
		NAVD ELEVATION (ft) 10.23 (riser)			
		PERMIT NO.			

WP-SB10

DEPTH (ft)	SAMPLE INTERVAL	RECOVERY (INCHES)	BLOW COUNT "N"	MOISTURE CONTENT	PID READING (ppm)	SURFACE CONDITIONS: FOREST SOIL / BENTONITE / SANDPACK	USCS
1	0-2	38	NA	Dry	0.0	Olive grey, some orange mottles, Clay, some root material, very stiff, dry	CL
2							
3	2-4						
4							
5	4-6	48	NA	Moist	0.0	Dark grey, Clay, moist, moderate plasticity, soft	
6							
7	6-8						PT
8				Wet		Peat layer (6"), dark brown, soft, wet	
9	8-10	48	NA	Wet	0.0	Olive grey, clayey sandy SILT, slightly plastic, wet	ML
10				Wet		Yellow-orange, f-m SAND, wet	SP
11	10-12					Yellow-orange, grey mottles, SILT, little Clay, stiff	ML
12							
13	12-14	48	NA		0.0	Yellow-orange, mottle w/light grey, CLAY, mod-high plasticity	CL/CH
14							
15	14-16						
16							
						END OF BORING @ 16 ft	

WELL INSTALLATION

STICKUP

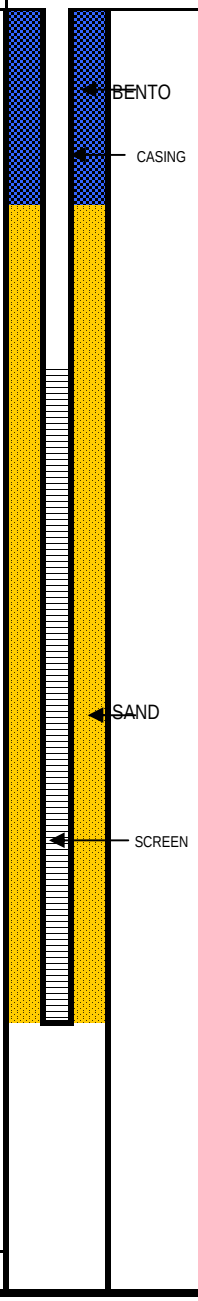

PROJECT:	STRAWBERRY POINT PHASE II INVESTIGATON	JOB NO.	WELL NUMBER DPS-WP-SB11	CLIENT: LOCKHEED MARTIN BETHESDA, MARYLAND	
		DRILLING METHOD: DIRECT PUSH			
LOCATION:	STRAWBERRY POINT, MARTIN STATE AIRPORT	COMPANY: VIRONEX			
		OPERATOR: SCOTT MCKINNON			SHEET
		SAMPLING METHOD: ACETATE SLEEVE (2 IN. DIA, 4 FT. LENGTH)			1 OF 1
WELL SCREEN: 1-INCH DIA. 10-FEET FLUSH-JOINTED SCH. 40 PVC, 10 SLOT (0.010-INCH)					
RISER: 1-INCH DIA. SCH. 40 PVC SOLID CASING		LOGGED BY: DAVID WERTZ - TETRA TECH		DRILLING	
FILTER PACK: #1 SAND		WELL DEPTH: 15FEET		START DATE	FINISH DATE
SEAL: 1/4" DIA. BENTONITE PELLETS		DATUM: MD STATE NAD 1983(ft) N/L: E/L:			
GROUT: 1/4" DIA. BENTONITE PELLETS		601064.17 1479547.76		8/20/2008	8/20/2008
		NAVD ELEVATION (ft) 9.82 (riser)			
		PERMIT NO.			

WP-SB11

DEPTH (ft)	SAMPLE INTERVAL	RECOVERY (INCHES)	BLOW COUNT "N"	MOISTURE CONTENT	PID READING (ppm)	SURFACE CONDITIONS: FOREST SOIL	USCS
1	0-2	24	NA	Dry	0.0	Dark grey, SILT, dry	
2							
3	2-4						
4							
5	4-6	30	NA	Wet	0.0	Yellow-orange, f-m SAND, wet	SP
6							
7	6-8			Moist		Dark grey, SILT, soft,moist, moderately plastic, some organics	OL
8							
9	8-10	30	NA		0.0	Grey-brown, PEAT, moist, H_2S odor, root material	PT
10							
11	10-12			Moist		Light grey, orange mottles, clayey SILT, moderate plasticity, medium stiff	ML
12							
13	12-14	36	NA	Moist	0.0	Light grey, SILT, very stiff, slightly moist	ML
14							
15	14-16					Coarsening to f-m SAND	SP
16				Wet		Orange-yellow, f-m SAND, wet, loose	
						END OF BORING @ 16 ft	

WELL INSTALLATION

STICKUP

BENTONITE

SANDPACK

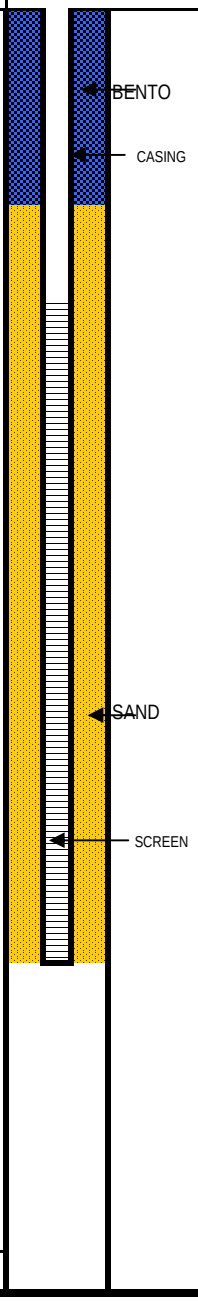

PROJECT:	STRAWBERRY POINT PHASE II INVESTIGATON	JOB NO.	BORING NUMBER DPS-SB1	CLIENT: LOCKHEED MARTIN BETHESDA, MARYLAND	
		DRILLING METHOD: DIRECT PUSH			
LOCATION:	STRAWBERRY POINT, MARTIN STATE AIRPORT	COMPANY: VIRONEX			
		OPERATOR: SCOTT MCKINNON			SHEET 1 OF 1
		SAMPLING METHOD: ACETATE SLEEVE (2 IN. DIA, 4 FT. LENGTH)			
		LOGGED BY: DAVID WERTZ - TETRA TECH			DRILLING
					START DATE: 8/19/2008 / FINISH DATE: 8/19/2008
		DATUM: MD STATE NAD 1983 (ft) N/L: 601620.88 E/L: 147094.27			
		NAVD ELEVATION (ft) 7.42 (ground)			

SB1

DEPTH (ft)	SAMPLE INTERVAL	RECOVERY (INCHES)	BLOW COUNT "N"	MOISTURE CONTENT	PID READING (ppm)	SURFACE CONDITIONS: FOREST SOIL	USCS	NOTES
1	0-2	24	NA		0.0	Dark grey, some orange mottles, CLAY, very stiff, moderately plastic	CL	
2								
3	2-4							
4				Moist		Light brown, CLAY, soft, moist, moderate plasticity	CL	
5	4-6	36	NA		0.0	Dark grey, CLAY, soft		
6								
7	6-8			Moist		Dark grey, SILT, peat-like, organics, soft, moist	OL	
8								
9	8-10	48	NA		0.0	Light grey and orange mottles, silty clayey fine SAND, moist, very stiff, slightly plastic	SC	
10				Moist		Olive grey, clayey SILT, very stiff, moderate plasticity, moist		
11	10-12						ML	
12								
13	12-14	44	NA	Moist	0.0	Olive grey, trace red, CLAY, very stiff, moderate plasticity, moist	CL	
14								
15	14-16							
16						Orange-yellow, f-m SAND, loose	SP	
						END OF BORING @ 16 ft		

PROJECT:	STRAWBERRY POINT PHASE II INVESTIGATON	JOB NO.	BORING NUMBER DPS-SB4	CLIENT: LOCKHEED MARTIN BETHESDA, MARYLAND
		DRILLING METHOD: DIRECT PUSH		
LOCATION:	STRAWBERRY POINT, MARTIN STATE AIRPORT	COMPANY: VIRONEX		
		OPERATOR: SCOTT MCKINNON		SHEET 1 OF 1
		SAMPLING METHOD: ACETATE SLEEVE (2 IN. DIA, 4 FT. LENGTH)		
		LOGGED BY: DAVID WERTZ - TETRA TECH		DRILLING
				START DATE: 8/19/2008 / FINISH DATE: 8/19/2008
		DATUM: MD STATE NAD 1983 (ft) N/L: 601332.85 E/L: 1479337.55		
		NAVD ELEVATION (ft) 8.23 (ground)		

SB4

DEPTH (ft)	SAMPLE INTERVAL	RECOVERY (INCHES)	BLOW COUNT "N"	MOISTURE CONTENT	PID READING (ppm)	SURFACE CONDITIONS: FOREST SOIL	USCS	NOTES
1	0-2	18	NA	Dry	0.0	Dark grey, some orange mottles, CLAY, some Silt and fine Sand, medium stiff	CL	
2								
3	2-4							
4								
5	4-6	31	NA	Wet	0.0	Olive grey, SILT, soft, wet, organic content	OL	
6								
7	6-8			Wet		Dark grey, SILT, soft, moist-wet, peat-like	OL	
8								
9	8-10	36	NA		0.0	Green-grey, Clayey SILT, stiff	ML	
10						Yellow-orange, fine SAND and Silt, dense	SP	
11	10-12					Light grey, fine sandy, SILT	ML	
12						Yellow-orange, some red, fine SAND, some Silt, bot 6" Grey w/red mottles, SILT, stiff		
13	12-14	48	NA	Moist	0.0	Light grey, SILT, little fine Sand, very soft, nonplastic, moist	ML	
14								
15	14-16							
16								
						END OF BORING @ 16 ft		

PROJECT:	STRAWBERRY POINT PHASE II INVESTIGATON	JOB NO.	BORING NUMBER DPS-SB5	CLIENT: LOCKHEED MARTIN BETHESDA, MARYLAND
		DRILLING METHOD: DIRECT PUSH		
LOCATION:	STRAWBERRY POINT, MARTIN STATE AIRPORT	COMPANY: VIRONEX		
		OPERATOR: SCOTT MCKINNON		SHEET 1 OF 1
		SAMPLING METHOD: ACETATE SLEEVE (2 IN. DIA, 4 FT. LENGTH)		
		LOGGED BY: DAVID WERTZ - TETRA TECH		DRILLING
				START DATE: 8/20/2008 / FINISH DATE: 8/20/2008
		DATUM: MD STATE NAD 1983 (ft) N/L: 600762.48 E/L: 1479339.93		
		NAVD ELEVATION (ft) 6.80 (ground)		

SB5

DEPTH (ft)	SAMPLE INTERVAL	RECOVERY (INCHES)	BLOW COUNT "N"	MOISTURE CONTENT	PID READING (ppm)	SURFACE CONDITIONS: FOREST SOIL	USCS	NOTES
1	0-2	11	NA	Moist	0.0	Grey, CLAY, soft, moderate plasticity, moist	CL	
2								
3	2-4							
4								
5	4-6	12	NA	Moist	0.0	Dark grey, CLAY, soft, moderate plasticity, moist	CL	
6								
7	6-8							
8								
9	8-10	24	NA	Moist	0.0	Grey, SILT, some Sand, some Clay, organic root material, peat-like, slightly plastic	ML	
10								
11	10-12			Wet		Tan, f-m SAND, medium dense, wet, some light grey clayey Silt	SP	
12								
13	12-14	24	NA	Wet	0.0	Light grey, medium dense, f-m SAND, little clayey Silt, wet	SP	
14								
15	14-16							
16								
						END OF BORING @ 16 ft		

PROJECT:	STRAWBERRY POINT PHASE II INVESTIGATON	JOB NO.	BORING NUMBER DPS-SB6	CLIENT: LOCKHEED MARTIN BETHESDA, MARYLAND
		DRILLING METHOD: DIRECT PUSH		
LOCATION:	STRAWBERRY POINT, MARTIN STATE AIRPORT	COMPANY: VIRONEX		
		OPERATOR: SCOTT MCKINNON		SHEET 1 OF 1
		SAMPLING METHOD: ACETATE SLEEVE (2 IN. DIA, 4 FT. LENGTH)		
		LOGGED BY: DAVID WERTZ - TETRA TECH		DRILLING
				START DATE: 8/20/2008 / FINISH DATE: 8/20/2008
		DATUM: MD STATE NAD 1983 (ft) N/L: 600652.24 E/L: 1479670.62		
		NAVD ELEVATION (ft) 12.12 (ground)		

SB6

DEPTH (ft)	SAMPLE INTERVAL	RECOVERY (INCHES)	BLOW COUNT "N"	MOISTURE CONTENT	PID READING (ppm)	SURFACE CONDITIONS: FOREST SOIL	USCS	NOTES
1	0-2	32	NA	Dry	0.0	Yellow-orange, f-m SAND, loose, dry	SP	
2								
3	2-4							
4								
5	4-6	31	NA	Moist	0.0	Light grey, f-m SAND, loose, some intermittent clay pockets, moist	SP	
6								
7	6-8							
8						Peat layer (~3"), silty Yellow-orange, f-m SAND, clean	PT	
9	8-10	36	NA	Moist	0.0	Dark grey, CLAY, very soft, little organic material, moderate to high plasticity, moist	OH	
10								
11	10-12							
12								
13	12-14	40	NA	Wet	0.0	Dark brown, peat-organic silt, soft, wet	OL	
14				Wet		Light grey, fine SAND, dense, wet	SP	
15	14-16							
16								
						END OF BORING @ 16 ft		

PROJECT:	STRAWBERRY POINT PHASE II INVESTIGATON	JOB NO.	BORING NUMBER DPS-SB8	CLIENT: LOCKHEED MARTIN BETHESDA, MARYLAND	
		DRILLING METHOD: DIRECT PUSH			
LOCATION:	STRAWBERRY POINT, MARTIN STATE AIRPORT	COMPANY: VIRONEX			
		OPERATOR: SCOTT MCKINNON			SHEET 1 OF 1
		SAMPLING METHOD: ACETATE SLEEVE (2 IN. DIA, 4 FT. LENGTH)			
		LOGGED BY: DAVID WERTZ - TETRA TECH		DRILLING	
				START DATE	FINISH DATE
		DATUM: MD STATE NAD 1983(ft) N/L: E/L:			
		600628.13 1479956.22		8/20/2008	8/20/2008
		NAVD ELEVATION (ft) 4.09 (ground)			

	DEPTH (ft)	SAMPLE INTERVAL	RECOVERY (INCHES)	BLOW COUNT "N"	MOISTURE CONTENT	PID READING (ppm)	SURFACE CONDITIONS: FOREST SOIL	USCS	NOTES
SB8	1	0-2	39	NA		0.0	Grey-yellow orange, fine SAND, loose	SP	
	2								
	3	2-4			Wet		Light grey, sand and clay mix, wet	SC	
	4								
	5	4-6	24	NA	Wet	0.0	Light grey, f-m SAND, loose, wet	SP	
	6								
	7	6-8							
	8				Wet		Dark grey, f-m SAND, loose, wet	SP	
	9	8-10	48	NA	Wet	0.0	Olive grey, f-m SAND, loose, wet	SP	
	10								
	11	10-12			Wet		Dark brown, organic SILT (8"), wet, peat-like	PT	
	12				Wet		f-m SAND, trace Silt, medium dense, wet	SP	
	13	12-14	48	NA	Wet	0.0	Olive grey, f-m SAND, wet, loose	SP	
	14								
	15	14-16			Wet		Yellow-orange w/light grey mottles, f-m SAND, dense, wet	SP	
	16								
							END OF BORING @ 16 ft		

PROJECT:	STRAWBERRY POINT PHASE II INVESTIGATON	JOB NO.	BORING NUMBER DPS-SB9	CLIENT: LOCKHEED MARTIN BETHESDA, MARYLAND	
		DRILLING METHOD: DIRECT PUSH			
LOCATION:	STRAWBERRY POINT, MARTIN STATE AIRPORT	COMPANY: VIRONEX			
		OPERATOR: SCOTT MCKINNON			SHEET 1 OF 1
		SAMPLING METHOD: ACETATE SLEEVE (2 IN. DIA, 4 FT. LENGTH)			
		LOGGED BY: DAVID WERTZ - TETRA TECH			DRILLING
		DATUM: MD STATE NAD 1983 (ft) N/L: 600282.61 E/L: 1479586.01			START DATE 8/20/2008 / FINISH DATE 8/20/2008
		NAVD ELEVATION (ft) 11.6 (ground)			
		PERMIT NO.			

WP-SB9

DEPTH (ft)	SAMPLE INTERVAL	RECOVERY (INCHES)	BLOW COUNT "N"	MOISTURE CONTENT	PID READING (ppm)	SURFACE CONDITIONS: FOREST SOIL	USCS	NOTES
1	0-2	30	NA	Dry	0.0	Yellow-orange, f-m SAND, dry, loose	SP	
2								
3	2-4							
4								
5	4-6	48	NA	Dry	0.0	Olive-grey, some orange mottles, CLAY, some root material	CL	
6								
7	6-8			Dry		Light grey, fine SAND, dry Olive-grey, some orange mottles, CLAY, some root material	SP	
8								
9	8-10	48	NA	Moist	0.0	Yellow-orange, fine SAND, some Silt	SP	
10								
11	10-12			Moist		Light brown, silty, clayey, fine SAND, slight to moderate plasticity	SM SC	
12								
13	12-14	48	NA	Wet	0.0	Yellow-orange, f-m SAND, wet	SP	
14								
15	14-16							
16								
						END OF BORING @ 16 ft		

APPENDIX E FIELD DOCUMENTATION RECORDS

August 7, 2008

Mr. Dev Murali
Tetra Tech NUS, Inc.
20251 Century Boulevard
Suite 200
Germantown, MD 20874-7114

RE: Geophysical Survey
Proposed Boring Clearance
Approximately 31 Proposed Boring/Test Pit Locations
Strawberry Point - Martin State Airport
Middle River, MD
Enviroscan Reference Number 070836a

Dear Mr. Murali:

Pursuant to the specifications of our proposal, dated July 31, 2008, Enviroscan, Inc. conducted a subsurface utility survey of the above-referenced site on July 31, 2008. The purpose of the survey was clear 11 proposed boring locations and 20 proposed test pits.

Methods

The subsurface utility survey was completed using standard and/or routinely accepted practices of the geophysical industry and equipment representing the best available technology, including:

- a Fisher TW-6 electromagnetic (EM) pipe and cable locator/tracer and
- a Radiodetection C.A.T. and Genny pipe and cable locator/tracer.
- Please note that the dense vegetation within the survey area hindered the use of other common borehole clearance instruments such as ground penetrating radar.

The principles and procedures for these systems are described below.

TW-6

In order to detect and trace metallic utilities, Enviroscan employed a Fisher TW-6 pipe and cable locator and tracer. In pipe and cable search mode, the TW-6 is essentially a deep-sensing metal detector that detects any highly electrically conductive materials (e.g. metals) by creating an electromagnetic field with a transmitting coil. A receiving coil at a fixed separation from the transmitter measures the field strength. As the instrument is swept along the ground surface, subsurface metallic bodies distort the transmitted field. The change in field strength/orientation is sensed by the receiver, setting off an audible alarm and/or causing deflection of an analog meter. The TW-6 can nominally detect a 2-inch metal pipe to a depth of 8 feet and a 10-inch metal pipe to a depth of 14 feet. In pipe and cable tracing mode, the TW-6 transmitter can be coupled directly (conductively) to exposed portions of a metallic pipe, cable, or wire or inductively to a subsurface metallic utility with known location and orientation. The transmitter remains stationary and energizes or excites the metallic utility to be traced with an 81.92-kilohertz signal that can be traced at the ground surface using the mobile TW-6 receiver wand or probe.

C.A.T. and Genny

The survey areas were also scanned with a Radiodetection C.A.T. and Genny pipe and cable locator and tracer. In Power mode, the C.A.T. detects the 50 to 60 Hertz (Hz) electromagnetic field generated by live power cables and other metallic utilities to which a live line is grounded. In Radio mode, the C.A.T. detects buried conductors (cables or metallic pipes) as they conduct and re-transmit commercial broadcast radio energy.

Results Summary

No utilities or subsurface metallic objects were detected during the survey.

Limitations

The above-referenced geophysical survey was completed using standard and/or routinely accepted practices of the geophysical industry and equipment representing the best available technology. Enviroscan does not accept responsibility for survey limitations due to inherent technological limitations or unforeseen site-specific conditions. However, we make every effort to identify and notify the client of such limitations or conditions. In particular, please note the following specific limitations and recommendations:

- Enviroscan's field markings should be considered accurate to within approximately +/-18 inches for single lines. In contrast, since electromagnetic tracing of duct banks provides only a centerline, the bank itself may extend for 2 to 3 feet beyond the marked trace.

- The completion of this survey does not relieve any party of applicable legal obligations to notify the appropriate One-Call center prior to digging or drilling.

We appreciate this opportunity to have worked with you again. If you have any questions, please do not hesitate to contact me.

Sincerely,
Enviroscan, Inc.



William E. Steinhart III, M.Sc., P.G.
Principal Geophysicist



Map Document: (K:\GProject\MartinStateAirport-LMC\MapDocs\MXD\Maps\Proposed Soil Boring.mxd) 7/7/2008 – 3:38:04 PM

Chain of Custody Record

Temperature on Receipt _____

Drinking Water? Yes ☐ No ☐

TestAmerica
THE LEADER IN ENVIRONMENTAL TESTING

TAL-4124 (1007)

Client: Tetra Tech NUS	Project Manager: Tony Apuananse	Date: 8/19/08	Chain of Custody Number: 093751
Address: 20251 Century Blvd Suite 200	Telephone Number (Area Code)/Fax Number: 301-528-3021	Lab Number:	Page 1 of 1
City: Germantown / State: MD / Zip Code: 20874	Site Contact: Tony Apuananse	Lab Contact:	
Project Name and Location (State): Morris State Airport, Strawberry Point, MD	Carrier/Waybill Number:		
Contract/Purchase Order/Quote No.			

Sample I.D. No. and Description (Containers for each sample may be combined on one line)	Date	Time	Matrix: Air	Aqueous	Sed.	Soil	Containers & Preservatives: Unpres.	H2SO4	HNO3	HCl	NaOH	ZnAc/NaOH	Analysis: SVOCs	Metals	VOCs	PCBs	Special Instructions/ Conditions of Receipt
SB-2-0910	8/19/08	0910				X	X						X	X	X	X	
SB-7-0506	8/19/08	1055				X	X						X	X	X	X	
SB-11-0708	8/19/08	1215				X	X						X	X	X		
SB-4-0607	8/19/08	1405				X	X						X	X	X		
SB-1-0506	8/19/08	1506				X	X						X	X	X		
SB-3-0607	8/19/08	1605				X	X						X	X	X	X	
SB-5-0708	8/20/08	0850				X	X						X	X	X	X	
SB-10-0607	8/20/08	1020				X	X						X	X	X		
SB-9-0708	8/20/08	1125				X	X						X	X	X		
SB-8-0506	8/20/08	1215				X	X						X	X	X		
SB-6-0708	8/20/08	1440				X	X						X	X	X	X	

Possible Hazard Identification
☐ Non-Hazard ☐ Flammable ☐ Skin Irritant ☐ Poison B ☐ Unknown

Sample Disposal
☐ Return To Client ☐ Disposal By Lab ☐ Archive For _____ Months
(A fee may be assessed if samples are retained longer than 1 month)

Turn Around Time Required
☐ 24 Hours ☐ 48 Hours ☐ 7 Days ☐ 14 Days ☐ 21 Days ☐ Other _____

QC Requirements (Specify)

	Date	Time		Date	Time
1. Relinquished By: David Watt	8/20/08		1. Received By		
2. Relinquished By			2. Received By		
3. Relinquished By			3. Received By		

Comments

DISTRIBUTION: WHITE - Returned to Client with Report; CANARY - Stays with the Sample; PINK - Field Copy

SOIL BORING LOG

Client	Lockheed Martin	Drilling Company	Vironex	Drilling method	Direct Push
Date	8/7/08	Driller	Scott McKinnon		
Time	1445	Tetra Tech Geologist	David Wertz	Sampling method	48" Acetate Liner

Boring No.	DPS-SB-1	Project No.		Project:	MSA Strawberry Point	Location:	Sheet 1 of 1

Depth to Water Table:

Depth (feet)	Penetration/Recovery (in.)	Blows per 6 in.	Lithologic Description	Munsell Color Code USCS	TVOCs (ppm)	Geologic Summary	ASTM Code
1	48/24		Gray Clay, Dark, V. stiff, moderately plastic, some orange mottles	CL	0	CLAY	
2							
3			Light Brown, Soft, Clay, moist moderate plasticity	CL			
4							
5	48/36		D. Gry, Clay, Soft		0		
6							
7			D. Grey, Silt, Peat-like, Organic & Brown, Soft, moist	OL		OL SILT	OL
8							
9	48/48		Silty Clayey fine Sand, light Gry & orange mottles; moist, V. stiff, Slight plasticity	SC	0	Silty Clayey fine Sand	
10							
11			(@12) Olive Gry; moist, V. Stiff, Clayey Silt, moderate plasticity	ML			
12						Clayey Silt	
13	48/44				0		
14			Olive Gry, (trace red) Clay, V. Stiff, moist moderate plasticity.	CL			
15						Clay	
16							
17			Orange-Yellow, f-m Sand, loose 15.5-16'	SP			
18							
19							
20			Sample: SVOCs, Metals, VOCs				
21			t = 1500				
22			SB-1 - 0506				
			Photo = 1325				

SOIL BORING LOG

Client	Lockheed Martin	Drilling Company	Vironex	Drilling method	Direct Push
Date	8/19/08	Driller	Scott McKinnon		
Time	0845	Tetra Tech Geologist	David Wertz	Sampling method	48" Acetate Liner

Boring No. DPS-SB2	Project No.	Project: MSA Strawberry Point	Location:	Sheet	1
				of	1

Depth to Water Table:

Depth (feet)	Penetration/Recovery (in.)	Blows per 6 in.	Lithologic Description	Munsell Color Code	TVOCs (ppm)	Geologic Summary	ASTM Code
1	48/48	—	Dark Brown, f-m Sand (0-2")			SAND	SM
2			Some, but some Silt				SP
3			D. Br, Silt				
4			Yellowish-Or; f-m Sand, Loose		0		
5	48/48	—	Yellowish-Or, f-m Sand, Loose Moist				
6			D. Br, Peat, Wet, Clayey Silt, Soft, Wet			PEAT 6"	PT
7			Med Stiff, Yellow Or to Grey Clayey Silt & Silt; Moist		0	SILT Some Fine SAND	
8							ML
9	48/48		Tan, light Grey, Moist V. Stiff, Silt, some fine Sand, tr Clay				
10							ML
11			Slightly Plastic				
12			Fine Sand, Some Silt		0		
13			Light Grey, Silt & f-Sand Moist Level			fm SAND	SP
14							
15			Grey, f-m Sand, Wet				
16							
17			EOB @ 16				
18			Sample: DPS-SB2-0910				
19			SVOCs, Metals, VOC, PCBs				
20							
21			Photo = 1320, 1321				
22			Screen 5-15'				

SOIL BORING LOG

Client	Lockheed Martin	Drilling Company	Vironex	Drilling method	Direct Push
Date	8/17/08	Driller	Scott McKinnon		
Time	1540	Tetra Tech Geologist	David Wertz	Sampling method	48" Acetate Liner
Boring No.	DPS-SB-3	Project No.		Project: MSA Strawberry Point	Location:
					Sheet 1 of 1

Depth to Water Table:

Depth (feet)	Penetration/Recovery (in.)	Blows per 6 in.	Lithologic Description	Munsell Color Code	TVOCs (ppm)	Geologic Summary	ASTM Code
1	48/18		Grey, Clayey SILT, some root mat. Soft, moist	0		Clayey SILT	ML
2							
3							
4							
5	48/30		Wet, Loose, f-m Sand, some Silt yellow-orange	0		f-m Sand	SP
6			Silt &				
7			Silt % increases, f-Sand, some clay, Stiff, moist, yellow orange				
8							
9	48/35		Dense, f-m Sand, wet, yellow orange	0		f-m Sand	SP
10							
11			Sandy Clayey silt, yellow-orange & grey mottles			Silt	ML
12							
13	18/30		Clayey, Silty, f-m Sand, wet medium dense, slight plasticity	0		Clayey, Silty Sand	SM
14							
15							
16							
17							
18							
19							
20							
21			Well Installed				
22			SVOCs, Metals, VOCs, PCB,				

SB-3-06017

T= 1605

5-15 Screened well

SOIL BORING LOG

Client	Lockheed Martin	Drilling Company	Vironex	Drilling method	Direct Push
Date	8/19/08	Driller	Scott McKinnon		
Time	1345	Tetra Tech Geologist	David Wertz	Sampling method	48" Acetate Liner

Boring No. DPS-SB-4	Project No.	Project: MSA Strawberry Point	Location:	Sheet	1
				of	1

Depth to Water Table:

Depth (feet)	Penetration/Recovery (in.)	Blows per 6 in.	Lithologic Description	Munsell Color Code	TVOCs (ppm)	Geologic Summary	ASTM Code
1	48/18		Grey DARK; Clay, Dry-moist, some silt & f-Sand, medium Stiff, some orange mottles		0	CLAY	CL
2							
3							
4							
5	48/31		Olive Grey; Silt, soft wet organic content		0	SILT	OL
6							
7			Dark Grey, SILT, soft, moist-wet, peat-like				OL
8		8"					
9			Stiff, Clayey SILT, Grn-Grey		0	CLAYEY SILT	ML
10			Dense, yellor; f-Sand & SILT			SILT	
11			f-Sandy, SILT, Light Grey				
12			Yel-orang, some red, FINE Sand some SILT, Bot 6" Stiff, Grey w/red mottles, SILT		0		ML
13							
14		12"					
15			Light Grey, SILT, very stiff, non plastic, little fine Sand moist				
16							
17							
18							
19							
20			Sample: SVOCs/metals; VOCs				
21			T= 1405				
22			photo # 1324				

SOIL BORING LOG

Client	Lockheed Martin	Drilling Company	Vironex	Drilling method	Direct Push
Date	8/20/08	Driller	Scott McKinnon		
Time	0800	Tetra Tech Geologist	David Wertz	Sampling method	48" Acetate Liner

Boring No. DPS-SB-5	Project No.	Project: MSA Strawberry Point	Location:	Sheet	1
				of	1

Depth to Water Table:

Depth (feet)	Penetration/Recovery (in.)	Blows per 6 in.	Lithologic Description	Munsell Color Code	TVOCs (ppm)	Geologic Summary	ASTM Code
	48						
1	24/11		Grey, Clay, Soft, moderate plasticity, moist		0	Clay	CL
2							
3							
4			Dark Grey, Clay, Soft, moderate plasticity, moist				
5	48/12				0		CL
6							
7							
8							
9	48/24		Grey, Silt, some Sand, some Clay Organic, root material, peat, like slightly plastic		0	SILT	ML
10							
11			Wet, Tan, fm Sand, Med. dense light Grey, some clayey Silt			SAND	SP
12							
13	48/24		light grey, med dense, wet fm Sand, little clayey Silt				
14							
15							
16			EOB @ 16'				
17							
18							
19							
20			SB-5 - 0708				
21			T = 0850				
22			SVOCs, Metals, VOCs, PCBs				

PID = 1326

SOIL BORING LOG

Client	Lockheed Martin	Drilling Company	Vironex	Drilling method	Direct Push
Date	8/2/08	Driller	Scott McKinnon		
Time	1405	Tetra Tech Geologist	David Wertz	Sampling method	48" Acetate Liner

Boring No. DPS-SB-6	Project No.	Project: MSA Strawberry Point	Location:	Sheet 1 of 1

Depth to Water Table:

Depth (feet)	Penetration/Recovery (in.)	Blows per 6 in.	Lithologic Description	Munsell Color Code	TVOCs (ppm)	Geologic Summary	ASTM Code
1	48/32		Yellow Orange, fm Sand dry, loose		0	Sand	SP
2							
3							
4							
5	48/31		light grey, fm Sand, loose moist, some Clay intermittent pockets		0	Sand	SP
6							
7			7' Peat layer ~3"; Silt			Peat	PT
8			7.5-8: Clean, yellow or; fm sand				
9	48/36		8.5' Dark grey, very soft Clay little organic material, moderate to high plasticity, moist		0	Organic Clay	OH
10							
11							
12							
13	48/40		12-13' D. Brown, peat-Silt, organic layer, soft, wet		0	Peat	OL
14						Sand	SP
15			13-16' Dense, wet, f sand				
16			light grey				
17							
18							
19							
20							
21			SVOCs/Metals VOCs PCBs				
22			SB-6-0708				

T = 1440

Photo # 1330

SOIL BORING LOG

Client	Lockheed Martin	Drilling Company	Vironex	Drilling method	Direct Push
Date	8/19/08	Driller	Scott McKinnon		
Time	1040	Tetra Tech Geologist	David Wertz	Sampling method	48" Acetate Liner

Boring No. DPS-SB7	Project No.	Project: MSA Strawberry Point	Location:	Sheet	1
				of	1

Depth to Water Table:

Depth (feet)	Penetration/Recovery (in.)	Blows per 6 in.	Lithologic Description	Munsell Color Code	TVOCs (ppm)	Geologic Summary	ASTM Code
1–4	48/44	—	Topsoil, Bg, moist, Silt & fine Sand, v stiff		0	Topsoil Silt	ML
5–6	48/30		Tan, f-m Sand, loose Wet, yellow-Or, f-m Sand Loose		0	SAND	SM
7–9	48/40		(8-9') same as (4-8') (9-12) wet loose, Lt Grey, f-m Sand, trace Silt		0		
10–13	48/24		(12-13.5) same as (9-12') 13.5' PT		0	PEAT	PT
14–20			14-16 = Clayey Silt / Silty Clay, light Grey, v stiff, highly plastic			CLAY/SILT	ML
21–22			Sample SB7-0506 T= 1055 SVOCs/Met, PCBs, VOCs photo: 1322				

Well 5-15 ft, 3-5' Bento Sand; Bento to top

SOIL BORING LOG

Client	Lockheed Martin	Drilling Company	Vironex	Drilling method	Direct Push
Date	8/20/08	Driller	Scott McKinnon		
Time	1155	Tetra Tech Geologist	David Wertz	Sampling method	48" Acetate Liner

Boring No. DPS-SB-8	Project No.	Project: MSA Strawberry Point	Location:	Sheet 1 of 1

Depth to Water Table:

Depth (feet)	Penetration/Recovery (in.)	Blows per 6 in.	Lithologic Description	Munsell Color Code	TVOCs (ppm)	Geologic Summary	ASTM Code
1	48/36		0-3' Grey-Yellow Orange; f Sand Loose		0	Sand	SP
2							
3			light Grey, Sand & Clay mix wet				
4							
5	48/24		light Grey, wet, fm Sand, loose		0	Sand	
6			D. Grey " " (7-8'), loose				
7							
8							
9	48/48		Olive Grey, loose, wet, f-m Sand		0	Sand	
10			10"; 8" of Organic Silt, wet peat-like, Dark Brown			Peat	PT
11							
12			11-12' f-m Sand, tr Silt, wet med dense			Sand	SP
13					0		
14			12-14 Olive Gray; f-m Sand, wet, loose,				
15							
16			14-16 wet, fine Sand; Dense. yellow orange w/light Gray mottles				
17							
18							
19							
20			SB-8-0506				
21			T=1213				
22			SVOCs/metals; VOCs				

photo = 1329

SOIL BORING LOG

Client	Lockheed Martin	Drilling Company	Vironex	Drilling method	Direct Push
Date	8/20/08	Driller	Scott McKinnon		
Time	1100	Tetra Tech Geologist	David Wertz	Sampling method	48" Acetate Liner

Boring No. DPS- SB-9	Project No.	Project: MSA Strawberry Point	Location:	Sheet	1
				of	1

Depth to Water Table:

Depth (feet)	Penetration/Recovery (in.)	Blows per 6 in.	Lithologic Description	Munsell Color Code	TVOCs (ppm)	Geologic Summary	ASTM Code
1	48/30		Yellow-or, dry, loose, f-m Sand		0	SP	Sand
2							
3							
4							
5	48/40		4-6 Clay, Olive Grey, orange mottle, some root mat.		0	CL	Clay
6			6-6.5' light Grey, dry, f Sand			SP	Sand
7			6.5-8 Same as 4-6				
8							
9	48/40		yel-or, f-Sand, some Silt		0	SP	
10							
11			Light Brown, Silty, Clayey, f-Sand slight-moder. plasticity			SM SC	Silty Clayey Sand
12							
13	48/40		Yellow-Orange, f-m Sand Wet		0	SP	f-m Sand wet
14							
15							
16			EOB@16'				
17							
18							
19			SB-9-0708, VOCs, SVOCs, Metals				
20							
21			T=1125				
22			photo = 1328				

SOIL BORING LOG

Client	Lockheed Martin	Drilling Company	Vironex	Drilling method	Direct Push
Date	8/27/08	Driller	Scott McKinnon		
Time	1000	Tetra Tech Geologist	David Wertz	Sampling method	48" Acetate Liner

Boring No.	DPS-SB10	Project No.		Project:	MSA Strawberry Point	Location:	Sheet 1 of 1

Depth to Water Table:

Depth (feet)	Penetration/Recovery (in.)	Blows per 6 in.	Lithologic Description	Munsell Color Code	TVOCs (ppm)	Geologic Summary	ASTM Code
1	48/38		Olive Grey, Clay, some root material		0	Clay	CL
2			Very stiff, dry, Orange mottles				
3							
4							
5	48/48		4-7' D. Grey Clay, moist moderately plastic, soft		0		
6						Peat	PT
7			7'-8' Peat lay, D. Brown soft, wet				
8			Olive grey, wet; clayey Sandy Silt slightly plastic			Clayey Sandy Silt	ML
9					0		
10	48/48		Yellow-Or, wet, fm Sand			wet fm	SP
11			Stiff, Silt, Little Clay, Grey Mottles			Sand Stiff Silt	ML
12							
13	48/42		Yel-Or, mottled w/light Grey, Clay, moderate plasticity -high		0	Clay	CL/CH
14							
15							
16							
17							
18							
19							
20			SB-10 - 0607				
21			T = 1020				
22			Well point: 5-15.5'				

photo = 1327

SOIL BORING LOG

Client	Lockheed Martin	Drilling Company	Vironex	Drilling method	Direct Push
Date	8/19/08	Driller	Scott McKinnon		
Time	1137	Tetra Tech Geologist	David Wertz	Sampling method	48" Acetate Liner

Boring No.	DPS-SB-11	Project No.	Project: MSA Strawberry Point	Location:	Sheet 1 of 1

Depth to Water Table:

Depth (feet)	Penetration/Recovery (in.)	Blows per 6 in.	Lithologic Description	Munsell Color Code	TVOCs (ppm)	Geologic Summary	ASTM Code
1	48/24		D Grey, Dry, SILT,		0		SILT
2							
3							
4			(4-7) yell-orang, wet, f-m SAND				
5	48/30				0	SP	SAND
6							
7			D. Grey Silt, Soft, moist, moderately plastic, Organic Silt			OL	Organic SILT
8							
9	48/30		Gr-Br, Moist, Peat, H_2S odor root material		0	PT	PEAT
10							
11			Grey light, Clayey Silt, mod. plastic, mod. stiff, Or. mottles			ML	Clayey SILT
12							
13	48/36		Light Grey Silt, V. Stiff, low water content;		0	ML	SILT
14			14.5-16' = Coarsening to f-m Sand				
15			15-16' →			SP	SAND
16			Or-yellow, wet, fin Sand, loose				
17							
18			H_2S odor from Peat				
19							
20			SB-11 - 0708				
21			T=1215				
22			SVOCs, Metals, VOCs				

photo = 1323

Screen 4-14 ft Sand: 2-14' Bent 0-2

Development

~~LOW FLOW~~ PURGE DATA SHEET

PROJECT SITE NAME: MSA Strawberry Point
PROJECT NUMBER:

WELL ID.: WP/SB-11
DATE: 8/21/08

Time (Hrs.)	Water Level (Ft. below TOC)	Flow (mL/Min.)	pH (S.U.)	S. Cond. (mS/cm)	Turb. (NTU)	DO (mg/L)	Temp. (Celcius)	ORP mV	Salinity % or ppt	Comments
0845	6.10									
		250	4.2	1	160	2.12	17.4	260	0.0	
0920	Well pumped Dry; about 1/2 gallon of H2O									Silt, Peat, Organic, Gray
0930	12.25'									Color,
0940	12.00'									
0945										
1550	7.40'		3.9	100	0	8.38	17.6	274	0.0	H2O Clear
1554	11.1 Dry after less than 0.5 gal purged									

SIGNATURE(S): David F Wert

PAGE 1 OF 1

Flow Volume Poor

~~LOW FLOW~~ Development PURGE DATA SHEET

PROJECT SITE NAME: MSA Strawberry Pt
PROJECT NUMBER:

WELL ID.: WP/SB-3
DATE: 8/21/08

Time (Hrs.)	Water Level (Ft. below TOC)	Flow (mL/Min.)	pH (S.U.)	S. Cond. (mS/cm)	Turb. (NTU)	DO (mg/L)	Temp. (Celcius)	ORP mV	Salinity % or ppt	Comments
1000	6.85'									Stickup is about 2'
1000	VERY silty @ first; takes time to clear silt; pumping well									∴ H2O @ ~4.85' bgs
1022	8.60'	500	3.6	150	>Err	2.41	16.4	338	0.1	Turbid
1030	7.80									
1038	8.20'	500	3.7	150	>Err	0.23	16.0	289	0.1	
1045	Surge w/tubing causes an increase in silty but H2O clears fairly quickly									
1050	9.60'	500	3.7	160	>>	4.72	15.9	254	0.1	
1100	Move to next well									
	3 gallons	purged								
						3 GAL		purged		

SIGNATURE(S): David F Wertz

PAGE 1 OF 1

Flow Rate/Recharge V. Good
Turbidity high

Development

~~LOW FLOW~~ PURGE DATA SHEET

PROJECT SITE NAME: MSA Strawberry Pt
PROJECT NUMBER:

WELL ID.: WP/SB-10
DATE: 8/21/08

Time (Hrs.)	Water Level (Ft. below TOC)	Flow (mL/Min.)	pH (S.U.)	S. Cond. (mS/cm)	Turb. (NTU)	DO (mg/L)	Temp. (Celcius)	ORP mV	Salinity % or ppt	Comments
1126	7.60									
1135	Water Clear; Pump Started									
										H2O Clear to
1142	9.35	300	4.0	260	190	2.16	16.9	143	0.1	slightly cloudy
1148	10.1									
1155	10.81				3.2					slight H2S odor
1203	11.20	300	4.0	250	210	6.29	17.0	165	0.1	
1218	11.30	300	4.0	250	0.0	2.97	16.3	168	0.1	
1220	Stop Pump									

SIGNATURE(S): David Wang

H2O Clear, Low Turbidity
Recharge is fairly good;
Adequate for Sampling

Development

~~LOW FLOW~~ PURGE DATA SHEET

PROJECT SITE NAME: MSA Strawberry Point
PROJECT NUMBER:

WELL ID.: WP/SB-2
DATE: 8/21/08

Time (Hrs.)	Water Level (Ft. below TOC)	Flow (mL/Min.)	pH (S.U.)	S. Cond. (mS/cm)	Turb. (NTU)	DO (mg/L)	Temp. (Celcius)	ORP mV	Salinity % or ppt	Comments
1400	Static 9.40'									Casing ~ 2.5' above grade
	Turn Pump on									▽ ~ 7' bgs
	H_2O has cloudiness,		lgt Brn	Silt						
1409	12.2'									
	Stop Pump ; allow		Recharge							
1430	11.4'	0-50	5.6	81	400	3.16	19.9	8	0.0	
1436	DRY ~ 16.1'									
	Move off well & allow		Recharge							
1613	10.15'		5.5	76	140	3.30	18.1	9	0.0	
1625	16.2									
		1 GAL	total	Purged						

SIGNATURE(S): David J Wait

Can be Sampled
Will attain volume
Altered low flow doc to slow process recharge

PAGE 1 OF 1

Development

~~LOW FLOW~~ PURGE DATA SHEET

PROJECT SITE NAME: MSA Strawberry Point
PROJECT NUMBER:

WELL ID.: WP/SB-7
DATE: 8/21/08

Time (Hrs.)	Water Level (Ft. below TOC)	Flow (mL/Min.)	pH (S.U.)	S. Cond. (mS/cm)	Turb. (NTU)	DO (mg/L)	Temp. (Celcius)	ORP mV	Salinity % or ppt	Comments
1500	8.00	Casing	~ 2.5	ft above	grade ;	DTW	~ 5.5'	BGS		
1505	8.40	400								
1510	8.45	460	5.4	64	0.0	4.07	19.9	114	0.0	Good flow/Recharge
1520	8.43	400	5.5	63	0.0	2.80	19.3	79	0.0	H2O clear
										Good Sampling
	Pumped	out 2	gallons							
	ON	8/20 ~~[illegible]~~	pumped 3 gal							
	5 Gallons	Purged	IN	Total; &	will	sample	readily			

SIGNATURE(S): David J West

Projects (continued)

8/12/08 Tuesday

SB1, SB2

Code = 3311

Collect radioactive from gamma anomaly TP-3, 7, 5, 7, 10, 15

Summit Services: Richard TT: David Weeks

Scott Dev.

0930 Work on TP-11

It is clean

- Finish @ ~1030
- Move to TP5- Location
- 1110: Clearing path to SB-5

1300 Finish w/ TP-16, but more mechanical problems w/ backhoe during backfilling

1 Gallon plastic Ziploc

8/12/08 Tue,

410-446-5722

Richard: Summit Services

Move on to TP-10 by around T=1440.

Sample TP-10-0506

Clean, Mostly Clay (native)

Move on to TP-9

Sample TP-9-0405

- refusal on hard clay @ 8 ft

- Clean pit

Move to TP-13

TP-13-0506 : T=1710

Sample collected

High Sand content, little Clay

Daily Summary Work

TP	Sample ID	Time Analysis
TP-11-06		VOCs, SVOCs, Metals
TP-5-06		SVOCs, Metals, Radon, VOCs
TP-16-05		VOCs, SVOCs, Metals
TP-10-0506	Metals, SVOCs, VOCs, Radium/Rad	
TP-9-0405	SVOCs, Metals, VOCs	
TP-13-0506	SVOCs, Metals, VOCs	

8/13/05

Purpose: Stream bed, Pit Backhoe test pits

Start at TP8, TP19, TP6, TP7, TP20

0730 ON-SITE: DFW(TT); Richard (Summit)

TP-7	SVOCs/Met	VOCs Radon
TP20	SVOCs/Met	VOCs PCBs
TP 8	SVOCs/Metals	VOCs
TP19	SVOCs/Metals	VOCs

1120-1240 Lunch/Refuel Backhoe

TP-6	SVOCs/Metals	VOCs
TP-3	SVOCs/Metals	VOCs Radio
TP-1	SVOCs/Metals	VOCs
TP-14	SVOCs/Metals	VOCs
TP-15	SVOCs/Metals	VOCs PCBs/Radon

1700 OFF-SITE

- [x] Trash Bags
- [ ] 1-gallon Bags

8/13/05

Chris Pike

↳ 7090

412-921-[redacted]

412-921-0861

8/14/05 Thursday

Personell: Doug Weatz (Terra Tech)

Richard (Summit)

Purpose: Test pits (5 remain)

TP-2, TP-12, TP-18, TP-17

TP-4

- ☐ Also, need to check that all boring locations are clear
- ☐ Need another sample pulled from TP-13, as it filled w/water in cooler

0930 Hydraulic Line Breakage

Downtime

DEW confirms that SB have been cleared for vegetation

- ☐ SB-3 needs more help w/veg removal.
- ☐ Unable to locate SB-10 but should be right off path

- ☐ Paper Towles

8/14/08 Thursday

1100 Fill out COC (2 more samples)
Repack samples

1148 COC up to date
Coolers packed; all samples double bagged/accounted for

1245 - 1300 Finish TP-12

1340 Backhoe Break again
Hydraulic Fluid leak
- Richard off-site to FIX

- Should pack & seal ONE cooler

1500 Backhoe Repaired
Able to complete TP-4 & TP-17
- Both are clean.

1645 DTW off-site

DTW
1645 8/14/08
FedEx
Drop off

8/14/08 Thursday

Test America
301 Alpha Drive
RIDC Park
Pittsburgh, PA 15238
412- 963- 7058

FedEx Receiver
278 621 804

Receiving

20251 Century Blvd
Germantown 20874

☐ Coolers for TUES.
☐ Sample Bottles for TUES.
☐ Temp Blank? (MAKE ONE)

8/14/08

301-352-6042 → VIRONEX

301-233-8230 Tony

☑ Call VIRONEX

☑ Follow-up w/Walt & the Sample Bottles

8/19/08 Tuesday

Purpose: DPT Borings @ Strawberry point (11-boring locations); 5-Well pts; Survey & Develop.

VIRONEX: Scott McKinnon: 410-292-2824

Tetra Tech: David Wertz

Plan: Meet @ 0730 @ Exxon on Eastern Bldvd, Middle River

① Start SB-2, SB-7, SB-11, SB-4, SB-1, SB-3

② Bring Drum: VIRONEX

③ Walt: Tony: Tommy Thompson

④ Call - VIRONEX - Well pt Location

DEV Murali (C) ≡ 240-678-7653

(O) ≡ 301-528-3063

Tommy Thompson (O) ≡ 410-682-8801 office

(C) ≡ 443-790-1435

@ 700 off-site

1645

@

8/19/08 Tuesday Work Summary

Boring Location	Time	Sample ID	Analyses
SB-2 *	0845	DPS-SB2-0910	SVOCs/Met., VOCs PCBs
SB-7 *	1040	SB7-0506	SVOCs/Met, PCBs VOCs
SB-11 *	1137	SB11-0708	SVOCs, Metals, VOCs
SB-4	1345	SB4 ?	SVOCs/metals VOCs
SB-1	1500	SB1-0506	SVOCs, metals, VOCs
SB3 *	1540	SB3-0607	SVOCs, Metals VOCs, PCBs

* Well Temporary installed
Screened in pvc 5-15 ft

8/19/08 Tuesday

8/20/08 Wednesday

Purpose: Finish 5-borings to 15' and install 1" pvc well

- Remaining locations
SB-5 ; SB-6 ; * SB-10
* SB-9 , SB-8

* SB-9 = seems a good target for the 1" pvc well, b/c it will give good spatial distribution.

* SB-10 probably a better target due to geophysical anomalies

On-site @ 0740

@ 7th

@ 1700 Off-site to Tedex

Bubble wrap
Packing Tape

8/20/08 Wed. Work Summary

Boring Location	Time	Sample ID	Analyses
SB-5	0820	SVOCs, metals VOCs, PCBs	SB-5-0708
* SB-10	1000	SB-10-0607	SVOCs VOCs metals
SB-9	1100	SB-9-0708	VOCs, SVOCs, metals
SB-8	1155	SB-8-0506	SVOCs, metals VOCs
SB-6	1405	SB-6-0708	SVOCs/metals VOCs PCBs

* Well set 5-15

8/20/08

8/21/08 Thursday

Purpose: Well Development
well points @ SB-2, SB-7
SB-3, SB-10, SB-11.

Materials: Horiba, Turbidity meter
tubing, Silicon tubing, coolers,
sample bottles, two level indicator

- ☒ Rubbermaid Equipment Bin
- ☒ Water for Decon / Drink
- ☒ Cell Tara □
- ☒ Paper towels
- ☒ Horiba Cal Soln
- ☐ More Silicon
- ☒ ~~Flow Cup~~ / Cap & Mop for Down
~~measuring~~

8/21/08 Thursday

ID	Recharge Rate
* WP/SB-11	Very low; Drawdown is very quick
WP/SB-3	Very good Recharge Rate, High Turbidity
WP/SB-10	Good Recharge
WP/SB-2	Can Be Sampled, will attain volume, may need to allow extra time for recharge
WP/SB-7	Good flow, H2O Clear

* Likely to be problematic in sampling b/c it will be hard to obtain adequate sample volume

- ☐ Pickup? Fred? Test Am
- ☐ COC
- ☑ Cal Horiba @ Uhaul
- ☐ Tell Down about VOCs & Pinch
- ☐ Where sending Samples?
- ☐ Logs

8/22/08 Friday

Weather: Sunny hi 85°F

Purpose: Low flow sampling of 1" piezometers @ Strawberry Point.

Five in total

- WP/SB-7; WP/SB-2
- WP/SB-10; WP/SB-3
- WP/SB-11

Equipment: LaMotte Turbidimeter
Horiba U10
Geotech Peristaltic Pump
Water level indicator

Staff: David Wertz (TT)
Down (Geotrans)
On-site

0730

2700 Pickup of Test by America
Ken Ives @ 1700

8/22/08 Summary of Work - Sampling

Sample Id	Analyses
WP/SB-2	SVOCs, T & D Metals, VOCs
WP/SB-7	
WP/SB-3	
WP/SB-10	
WP/SB-11	VOCs only
WP-082208-trip Blank	VOCs only

Friday 8/22/08

WP/SB-10 8/22/08

Time	▽	Flow	pH	SpC mS/cm	TURB NTU	DO mg/L	ORP mV	Sal %
1100	7.80	Static						
1108	Start pump							
1117	9.00	200 mL/min	3.9	250	0.55	0.46	200	0.1
1127	9.50		3.9		1.9	0.0	175	
1133	9.80		3.9		1.6		173	
1138	9.84		4.0		5.4		170	
1143	10.1		3.9		3.5		162	
1148	10.3		4.0		2.5		161	
1153	10.3		4.0		2.1		158	
1158	10.5		4.0		2.7		157	
1203	10.6		4.0				154	

Friday 8/22/08

Sample WP/SB-10 @ 1205 by JFW
Water Clear.

WP/SB-3 - Temporary Well

Time	▽ ft	Flow mL/min	pH	SpC (mS/cm)	TURB NTU	DO mg/L	Temp °C	ORP mV	Sal %
0852	7.00	Static							
0905	Start Pump/Clearing for Silt								
0915	8.8	300	3.6	160	180	3.06	16.1	288	0.1
0920		250	3.6		0.6	0.37	15.8	272	
0925	8.55		3.6		0.0	0.21	15.8	263	
0930			3.7			0.06	15.7	—	
0935						0.03		255	
0940						0.0		251	
0945								250	
0950	8.58							249	
0955	8.61						15.6	249	
1000			—				15.6	246	

H_2O Clear, Sampled @ 1005 by DFW

Friday 8/22/08

WP/SB-11 - Temporary Well

Time	▽	Flow	pH	SpC	TURB	DO	Temp	ORP	Sal
1355	7.83	Static		mS/cm	NTU	mg/L	°C	mV	%
	Recharge Rate is very slow								
1410		~~200~~	4.4	100	60	8.82	18.3	200	0.0
1412	11.4	about 20 oz of H_2O purged							
1415	Sample VOCs, using straw method								
1425	~~VOCs~~ DTW = 11.8								

(DFW)

Friday 8/22/08

WP/SB-7

Time	▽	Flow mL/min	pH	Sp C	TURB	DO	Temp	ORP	Sal	
0934	8.0	100	5.78							
0940	8.08		5.40	72	606	4.78	19.8	56	0.0	
0945	8.09		5.32	65.8	340	4.38	19.7	110		
0950	8.09		5.28	63.1	206	4.18	20.0	126		
0955	8.09		5.28	62.7	120	3.98	19.8	122		
1000	8.10		5.26	61.1	55	3.68	19.9	131		
1010	8.18		5.30	61.4	40	3.39	20.8	147		
1015	8.18		5.27	61.0	121	3.54	19.2	143		
1020	8.19		5.32	60.8	85	3.35	19.4	150		
1025			5.37	60.9	150	3.20	19.6	138		
1030				61.2	140	3.10	19.5	129		

Sampled @ 1030 (by Down)

Fri. 8/22/08

WP/SB-2

Time	▽	Flow	pH	Sp C	TURB	DO	Temp	ORP	Sal	
855	9.95	—								
0900	14.24	100	5.79	743	≫	8.30	18.3	6	0.0	
0905	15.78	100	5.81	740	800	5.57	18.8	-13		
0910	17.0	100	5.76	739	450	4.77	19.3	-11		
0913										
1210										

Sampled @ 1210 (by Down)

Fri. 8/22/08

Chain of Custody Record

Temperature on Receipt _____

Drinking Water? Yes ☐ No ☐

TestAmerica
THE LEADER IN ENVIRONMENTAL TESTING

TAL-4124 (1007)

Client	Project Manager	Date	Chain of Custody Number
Tetra Tech NUS, Inc	Tony Apanavage	8/22/08	093752
Address	**Telephone Number (Area Code)/Fax Number**	**Lab Number**	**Page 1 of 1**
20251 Century Blvd, Suite 120	301-528-3021		
City / **State** / **Zip Code**	**Site Contact** / **Lab Contact**		
Germantown / MD / 20874	Tony Apanavage		
Project Name and Location (State)	**Carrier/Waybill Number**		
Martin State Airport, Strawberry Point, MD			
Contract/Purchase Order/Quote No.			

Sample I.D. No. and Description (Containers for each sample may be combined on one line)	Date	Time	Matrix: Air	Aqueous	Sed.	Soil	Containers & Preservatives: Unpres.	H_2SO_4	HNO_3	HCl	NaOH	ZnAc/NaOH	Analysis: VOCs	SVOCs	T. Metals	D. Metals	Special Instructions/ Conditions of Receipt
WP/SB-2	8/22/08	1100		X		X	X						X	X	X	X	
WP/SB-7	8/22/08	1030		|		X	X						X	X	X	X	
WP/SB-3	8/22/08	1005		|		X	X						X	X	X	Y	
WP/SB-10	8/22/08	1205		|		X	Y						X	X	X	Y	
WP/SB-11	8/22/08	1415		↓		X	Y						X	X	X		
WP. 082208-Trip Blank	8/22/08	1005		X		X	X						X	X	X	X	

Possible Hazard Identification
☐ Non-Hazard ☐ Flammable ☐ Skin Irritant ☐ Poison B ☐ Unknown

Sample Disposal
☐ Return To Client ☐ Disposal By Lab ☐ Archive For _____ Months
(A fee may be assessed if samples are retained longer than 1 month)

Turn Around Time Required
☐ 24 Hours ☐ 48 Hours ☐ 7 Days ☐ 14 Days ☐ 21 Days ☐ Other _____

QC Requirements (Specify)

	Date	Time		Date	Time
1. Relinquished By	8/22/08	1645	1. Received By	8-22-2008	16:15
2. Relinquished By			2. Received By		
3. Relinquished By			3. Received By		

Comments

DISTRIBUTION: WHITE - Returned to Client with Report; CANARY - Stays with the Sample; PINK - Field Copy

Tetra Tech NUS, Inc.

GROUNDWATER SAMPLE LOG SHEET

Project Site Name: MSA Strawberry Point
Project No.:

Sample ID No.:
Sample Location: MP/SB-3
Sampled By: DFW
C.O.C. No.:
Type of Sample:
[] Low Concentration
[] High Concentration

[] Domestic Well Data
[X] Monitoring Well Data
[] Other Well Type:
[] QA Sample Type:

SAMPLING DATA:

	Color	pH	S.C.	Temp.	Turbidity	DO	Salinity	Other
Date: 8/22/08	(Visual)	(S.U.)	(mS/cm)	(°C)	(NTU)	(mg/l)	(%)	
Time: 1005								
Method: low flow	Clear	3.7	160	15.6	0.0	0.0	0.1	

PURGE DATA:

	Volume	pH	S.C.	Temp.	Turbidity	DO	Salinity	Other
Date: 8/22/08								
Method: low Flow								
Monitor Reading (ppm):								
Well Casing Diameter & Material Type: 1" PVC								
Total Well Depth (TD): 15'								
Static Water Level (WL): ~~7.0~~ 7.0'	7.0'							
One Casing Volume(gal/L):								
Start Purge (hrs): 0950 0950								
End Purge (hrs): 1000								
Total Purge Time (min): 55								
Total Vol. Purged (gal/L): 3 Gal								

SAMPLE COLLECTION INFORMATION:

Analysis	Preservative	Container Requirements	Collected
SVOCs	—	2-1L Amb	1005
VOCs	HCl	3-40 ml Vials	
T. Metals	HNO3	1-160z P	
D. Metals	↓	1-160z P	

OBSERVATIONS / NOTES:

Circle if Applicable:

MS/MSD | Duplicate ID No.:

Signature(s):

LOW FLOW PURGE DATA SHEET

PROJECT SITE NAME: MSA - Strawberry Pt
PROJECT NUMBER:

WELL ID.: MP/SB-3
DATE: 8/22/08

Time (Hrs.)	Water Level (Ft. below TOC)	Flow (mL/Min.)	pH (S.U.)	S. Cond. (mS/cm)	Turb. (NTU)	DO (mg/L)	Temp. (Celcius)	ORP mV	Salinity % or ppt	Comments
0852	7.00' Static									
0905	Start Pump → Cleaning		Brown	Silty						
0915	8.8	300	3.6	160	180	3.06	16.1	288	0.1	
0920		250	3.6	160	0.6	0.37	15.8	272	0.1	
0925	8.55	250	3.6	160	0.0	0.21	15.8	263	0.1	H2O Clear
0930	8.55	250	3.7	160	0.0	0.06	15.7	257	0.1	
0935	8.55	250	3.7	160	0.0	0.03	15.7	255	0.1	
0940	8.55	250	3.7	160	0.0	0.0	15.7	251	0.1	H2O Clear
0945	8.55	250	3.7	160	0.0	0.0	15.7	250	0.1	
0950	8.58	250	3.7	160	0.0	0.0	15.7	249	0.1	
0955	8.61	250	3.7	160	0.0	0.0	15.6	249	0.1	
1000			3.7	160		0.0	15.6	246	0.1	
		Sample		MP/SB-3						
		Time =		1005						

SIGNATURE(S): David J Wolf

PAGE 1 OF 1

Tetra Tech NUS, Inc.

GROUNDWATER SAMPLE LOG SHEET

Project Site Name: MSA Strawberry Pt
Project No.:

Sample ID No.: WP/SB-10
Sample Location:
Sampled By: DFW
C.O.C. No.:

[] Domestic Well Data
[X] Monitoring Well Data
[] Other Well Type:
[] QA Sample Type:

Type of Sample:
[] Low Concentration
[] High Concentration

SAMPLING DATA:

Date: 8/22/08	Color (Visual)	pH (S.U.)	S.C. (mS/cm)	Temp. (°C)	Turbidity (NTU)	DO (mg/l)	Salinity (%)	Other
Time: 1205								
Method: low flow	Clear	4.0	250	15.8	2.7	0.0	0.1	

PURGE DATA:

Date: 8/22/08	Volume	pH	S.C.	Temp.	Turbidity	DO	Salinity	Other
Method: low flow								
Monitor Reading (ppm):								
Well Casing Diameter & Material								
Type: 1" PVC								
Total Well Depth (TD): 15'								
Static Water Level (WL): 7.80								
One Casing Volume(gal/L):								
Start Purge (hrs): 1108								
End Purge (hrs): 1203								
Total Purge Time (min): 55								
Total Vol. Purged (gal/L): 3 gal								

SAMPLE COLLECTION INFORMATION:

Analysis	Preservative	Container Requirements	Collected
SVOCs	-	2-1L Amber	1205
VOCs	HCl	3-40mL vials	1205
T Metals	HNO_3	1-16 oz plastic	1205
D Metals	↓	1-16 oz plastic	1205

OBSERVATIONS / NOTES:

Circle if Applicable:

MS/MSD	Duplicate ID No.:

Signature(s): DFW

LOW FLOW PURGE DATA SHEET

PROJECT SITE NAME: MSA - Strawberry Pt
PROJECT NUMBER:

WELL ID.: WP/SB-10
DATE: 8/22/08

Time (Hrs.)	Water Level (Ft. below TOC)	Flow (mL/Min.)	pH (S.U.)	S. Cond. (mS/cm)	Turb. (NTU)	DO (mg/L)	Temp. (Celcius)	ORP mV	Salinity (%) or ppt	Comments
1100	7.80									Silty
1108	Start Pump									
1117	9.00	200	3.9	250	0.55	0.46	16.3	200	0.1	Water Clear
1127	9.50	200	3.9	250	1.9	0.0	15.8	175	0.1	
1133	9.80	200	3.9	250	1.6	0.0	15.7	173	0.1	Clear
1138	9.84	200	4.0	250	5.4	0.0	15.6	170	0.1	
1143	10.1	200	3.9	250	3.5	0.0	15.7	162	0.1	
1148	10.3	200	4.0	250	2.5	0.0	15.7	161	0.1	
1153	10.3	200	4.0	250	2.1	0.0	15.7	158	0.1	Clear
1158	10.5	200	4.0	250	2.7	0.0	15.7	157	0.1	
1203	10.6	200	4.0	250		0.0	15.8	154	0.1	
	Sample	@ WP/SB-10		@ collected @		1205				

SIGNATURE(S): David F Wing

LOW FLOW PURGE DATA SHEET

PROJECT SITE NAME: MSA- Strawberry PE
PROJECT NUMBER:

WELL ID.: WP/SB-11
DATE: 8/22/08

Time (Hrs.)	Water Level (Ft. below TOC)	Flow (mL/Min.)	pH (S.U.)	S. Cond. (mS/cm)	Turb. (NTU)	DO (mg/L)	Temp. (Celcius)	ORP mV	Salinity % or ppt	Comments
1355	7.83	Static								
	Expect this	to drop	out	quickly	; based	on	development			
	will get	parameters	RS &	then	sample	VOCs	immediately			
	will attempt	metals	but	believe	well	will	go dry	Vo	quickly	
1410		NA	4.4	100	60	8.82	18.3	206	0.0	
1412	11.4	about	20 oz	of H2O	purged					
1415	Sample VOCs,									
1425	VOCs collected	DTW = 11.8								

SIGNATURE(S): David F Watt

Tetra Tech NUS, Inc.

GROUNDWATER SAMPLE LOG SHEET

Project Site Name: MSA Strawberry Pt
Project No.:

Sample ID No.: WP/SB-11
Sample Location:
Sampled By:
C.O.C. No.:

[] Domestic Well Data
[X] Monitoring Well Data
[] Other Well Type:
[] QA Sample Type:

Type of Sample:
[] Low Concentration
[] High Concentration

SAMPLING DATA:

	Color	pH	S.C.	Temp.	Turbidity	DO	Salinity	Other
Date: 8/22/08	(Visual)	(S.U.)	(mS/cm)	(°C)	(NTU)	(mg/l)	(%)	
Time: 1415								
Method: ~~Eco~~ Bailer/Straw	Mostly clear	4.4	100	18.3	50	8.82	0.0	

PURGE DATA:

	Volume	pH	S.C.	Temp.	Turbidity	DO	Salinity	Other
Date: 8/22/08								
Method: Low flow								
Monitor Reading (ppm): -								
Well Casing Diameter & Material Type: 1" PVC								
Total Well Depth (TD): 14.5'								
Static Water Level (WL): 7.03								
One Casing Volume(gal/L):								
Start Purge (hrs): 1405								
End Purge (hrs): 1413								
Total Purge Time (min): 8								
Total Vol. Purged (gal/L): 0.2								

SAMPLE COLLECTION INFORMATION:

Analysis	Preservative	Container Requirements	Collected
VOCs only	HCl	3-40 mL vials	1415

OBSERVATIONS / NOTES:

Extremely slow Recharge, it will take several days to get adequate volume for SVOCs, Metals.

Circle if Applicable:

MS/MSD	Duplicate ID No.:

Signature(s): David Watt

Tetra Tech NUS, Inc.

GROUNDWATER SAMPLE LOG SHEET

Project Site Name: Strawberry Point
Project No.:

Sample ID No.: WP/SB7
Sample Location: Strawberry Point
Sampled By: DLM
C.O.C. No.:

[] Domestic Well Data
[] Monitoring Well Data
[X] Other Well Type: Temp.
[] QA Sample Type:

Type of Sample:
[] Low Concentration
[] High Concentration

SAMPLING DATA:

	Color (Visual)	pH (S.U.)	S.C. (mS/cm)	Temp. (°C)	Turbidity (NTU)	DO (mg/l)	Salinity (%)	Other
Date: 8/21/08								
Time: 1030								ORP
Method: Low Flow Pump	Clear	5.37	0.2	19.5	140	310	0.0	129

PURGE DATA:

	Volume	pH	S.C.	Temp.	Turbidity	DO	Salinity	Other
Date: 8/21/08								
Method: Low Flow Pump								
Monitor Reading (ppm): N/A								
Well Casing Diameter & Material Type: 1" PVC								
Total Well Depth (TD): 16.9'								
Static Water Level (WL): 8.01								
One Casing Volume(gal/L):								
Start Purge (hrs): 0934								
End Purge (hrs):								
Total Purge Time (min):								
Total Vol. Purged (gal/L): 2.5gal								

SAMPLE COLLECTION INFORMATION:

Analysis	Preservative	Container Requirements	Collected
VOCs	HCl	3-40mL vials	
SVOCs	—	2-34oz amberglass bottles	
Total Metals	HNO_3	1-500mL plastic bottle	
Dissolved Metals	HNO_3	1-500mL plastic bottle	

OBSERVATIONS / NOTES:

Circle if Applicable:

MS/MSD	Duplicate ID No.:

Signature(s):

Tetra Tech NUS, Inc.

GROUNDWATER SAMPLE LOG SHEET

Project Site Name: Strawberry Point
Project No.:

Sample ID No.: WP/SB2
Sample Location: Strawberry Point
Sampled By: DLM
C.O.C. No.:

[] Domestic Well Data
[] Monitoring Well Data
[X] Other Well Type: Temp
[] QA Sample Type:

Type of Sample:
[] Low Concentration
[] High Concentration

SAMPLING DATA:

Date: / Time: / Method:	Color (Visual)	pH (S.U.)	S.C. (mS/cm)	Temp. (°C)	Turbidity (NTU)	DO (mg/l)	Salinity (%)	Other

PURGE DATA:

	Volume	pH	S.C.	Temp.	Turbidity	DO	Salinity	Other
Date: 8/22/08								
Method: Low Flow Pump								
Monitor Reading (ppm): N/A								
Well Casing Diameter & Material Type: 1" PVC								
Total Well Depth (TD): 17.08'								
Static Water Level (WL): ~~8.88~~								
One Casing Volume(gal/L): ~~0.91~~								
Start Purge (hrs): 0855								
End Purge (hrs): 0913								
Total Purge Time (min):								
Total Vol. Purged (gal/L): <0.5 gal								

SAMPLE COLLECTION INFORMATION:

Analysis	Preservative	Container Requirements	Collected
VOCs	HCl	3-40mL Vials	
SVOCs	—	2-34oz amber glass bottles	
Total Metals	HNO_3	1-500mL plastic bottle	
Dissolved Metals	HNO_3	1-500mL plastic bottle	

OBSERVATIONS / NOTES:

Circle if Applicable:

MS/MSD	Duplicate ID No.:

Signature(s): Dawn L. McKeen

LOW FLOW PURGE DATA SHEET

PROJECT SITE NAME: Strawberry Point
PROJECT NUMBER:

WELL ID.: WP/SB-7
DATE: 8/12/08

Time (Hrs.)	Water Level (Ft. below TOC)	Flow (mL/Min.)	pH (S.U.)	S. Cond. (mS/cm)	Turb. (NTU)	DO (mg/L)	Temp. (Celcius)	ORP mV	Salinity % or ppt	Comments
0934	8.0	—	—	—	—	—	—	—	—	Static WL; Start Purge.
0940	8.08	100	5.16	72.0	600	4.78	19.8	56	0.0	
0945	8.09	100	5.40	65.8	340	4.38	19.7	110	0.0	
0950	8.09	100	5.32	63.1	200	4.18	20.0	120	0.0	
0955	8.09	100	5.28	62.7	120	3.98	19.8	123	0.0	
1000	8.10	100	5.28	61.1	55	3.68	19.9	131	0.0	
1010	8.18	100	5.26	61.4	40	3.39	20.8	147	0.0	
1015	8.18	100	5.30	61.0	121	3.54	19.2	143	0.0	
1020	8.19	100	5.27	60.8	85	3.35	19.4	150	0.0	
1025	8.19	100	5.32	60.4	150	3.20	19.6	138	0.0	
1030	8.19	100	6.37	60.2	140	3.10	19.5	129	0.0	Sample

SIGNATURE(S): _____

PAGE___OF___

LOW FLOW PURGE DATA SHEET

PROJECT SITE NAME: Strawberry Point
PROJECT NUMBER:

WELL ID.: WP/SB2
DATE: 8/22/08

Time (Hrs.)	Water Level (Ft. below TOC)	Flow (mL/Min.)	pH (S.U.)	S. Cond. (mS/cm)	Turb. (NTU)	DO (mg/L)	Temp. (Celcius)	ORP mV	Salinity % or ppt	Comments
0855	9.95'	—	—	—	—	—	—	—	—	Static wL; Start Purge
0900	14.24	100	5.79	74.3	Error	8.30	18.3	-6	0.0	
0905	15.78	100	5.81	74.0	800	5.57	18.8	-13	0.0	
0910	17.0	100	5.76	73.9	450	4.77	19.3	-11	0.0	Pumped Dry
0913										Sample
1210										

SIGNATURE(S): _____

PAGE___OF___



Map Document: (K:\GProject\MartinStateAirport-LMC\MapDocs\MXD\Maps\Proposed Test Pit Locations 7July08.mxd) 7/7/2008 -- 3:41:21 PM

TABLE 3-1

TEST PIT RATIONALE, STRAWBERRY POINT
LOCKHEED MARTIN, MARTIN STATE AIRPORT, MIDDLE RIVER, MARYLAND

Test Pit Number	Test Pit Location	Approximate Test Pit Dimensions (width x length x depth)	Rationale/Purpose
✓ TP-1 8/13	Northern end of the SPF	3x15x10	Provide data at the northern end of the SPF to confirm the conductivity anomaly-B1
✓ TP-2 8/14 8/14	Northeastern quadrant of the surveyed area	3x15x10	Provide data at the northern eastern end of the SPF to confirm the conductivity anomaly-A1
✓ TP-3 8/13	Northwestern quadrant of the survey area	3x15x10	Provide data at the northern western end of the SPF to confirm the natural gamma anomaly just north of A-2
✓ TP-4 8/14	Northwestern quadrant of the survey area	3x15x10	Due south of TP-3 to address conductivity anomaly-A-2
✓ TP-5 8/12	Center of the surveyed area in between four quadrants	3x15x10	Confirm conductivity and gamma anomaly A-3
✓ TP-6 8/13	Northwestern tip of the SE quadrant	3x15x10	Confirm conductivity anomaly A-3
✓ TP-7 8/13	Northeastern tip of the SE quadrant	3x15x10	Confirm conductivity and gamma anomaly B-3
✓ TP-8 8/13	Center of the SE quadrant	3x15x10	Confirmation of non-anomalous area between B-3 and B-4
✓ TP-9 8/12	Southern end of the SW quadrant	3x15x10	Confirmation of non-anomalous area south of B-4
✓ TP-10 8/12	Northwestern end of the SW quadrant	3x15x10	Confirm conductivity and gamma anomaly B-4
✓ TP-11 8/12	Center of the surveyed area in between four quadrants	3x15x10	Confirm conductivity anomaly B-2 High clay content Damp/wet
✓ TP-12 8/14	Southeastern end of NE quadrant	3x15x10	Confirm conductivity anomaly A-1
✓ TP-13 8/12	Southeastern end of SW quadrant	3x15x10	Confirmation of non-anomalous area south of B-4
✓ TP-14 8/13	Northernmost end of the SPF	3x15x10	Provide data at the northern end of the SPF to confirm the conductivity anomaly-B.
✓ TP-15 8/13	Northeastern end of NE quadrant	3x15x10	Confirm conductivity and gamma anomaly A-1
✓ TP-16 8/12	North of SW quadrant	3x15x10	Confirmation of non-anomalous area south-west of A-3
✓ TP-17 8/14	Center of the surveyed area in between four quadrants	3x15x10	Just west of conductivity anomaly-B-2
✓ TP-18 8/14	Northeastern quadrant of the surveyed area	3x15x10	Southwest of conductivity anomaly-A-1, possibly non-anomalous area
✓ TP-19 8/13	Northwestern area of the SE quadrant	3x15x10	Confirmation of non-anomalous area south of A-3
✓ TP-20 8/13	Eastern end of SW quadrant	3x15x10	Confirmation of non-anomalous area between B-3 and B-5 anomalies

Chain of Custody Record

Temperature on Receipt _____

Drinking Water? Yes ☐ No ☐

TestAmerica
THE LEADER IN ENVIRONMENTAL TESTING

TAL-4124 (1007)

Client: Tetra Tech NUS	Project Manager: Tony Apunavage	Date: 8/14/08	Chain of Custody Number: 093749
Address: 20251 Century Blvd Suite 200	Telephone Number (Area Code)/Fax Number: 301 - 528- 3021	Lab Number:	Page 1 of 2
City: Germantown / State: MD / Zip Code: 20874	Site Contact: Tony Apunavage	Lab Contact:	
Project Name and Location (State): Martin State Airport, Strawberry Pt, MD	Carrier/Waybill Number:		
Contract/Purchase Order/Quote No.			

Sample I.D. No. and Description (Containers for each sample may be combined on one line)	Date	Time	Matrix: Air	Aqueous	Sed.	Soil	Containers & Preservatives: Unpres.	H2SO4	HNO3	HCl	NaOH	ZnAc/NaOH	Analysis: SVOCs	Metals	VOCs	Radionuclides	PCBs	Special Instructions/ Conditions of Receipt
TP-11-06	8/12/08	1030				X	X						X	X	X			
TP-5-06	8/12/08	1150				X	X						X	X	X	X		
TP-16-05	8/12/08	1255				X	X						X	X	X			
TP-10-0506	8/12/08	1535				X	X						X	X	X	X		
TP-9-0405	8/12/08	1630				X	X						X	X	X			
TP-13-0506	8/12/08	1710				X	X						X	X	X		X	
TP-7-0506	8/13/08	0815				X	X						X	X	X	X		
TP-20-0506	8/13/08	0910				X	X						X	X	X		X	
TP-8-0506	8/13/08	0950				X	X						X	X	X			
TP-19-0506	8/13/08	1100				X	X						X	X	X			
TP-6-0506	8/13/08	1315				X	X						X	X	X			
TP-3-0506	8/13/08	1400				X	X						X	X	X	X		

Possible Hazard Identification
☐ Non-Hazard ☐ Flammable ☐ Skin Irritant ☐ Poison B ☐ Unknown

Sample Disposal
☐ Return To Client ☐ Disposal By Lab ☐ Archive For _____ Months
(A fee may be assessed if samples are retained longer than 1 month)

Turn Around Time Required
☐ 24 Hours ☐ 48 Hours ☐ 7 Days ☐ 14 Days ☐ 21 Days ☐ Other _____

QC Requirements (Specify)

1. Relinquished By: David J Wt	Date: 8/14/08	Time: 1745	1. Received By:	Date:	Time:
2. Relinquished By:	Date:	Time:	2. Received By:	Date:	Time:
3. Relinquished By:	Date:	Time:	3. Received By:	Date:	Time:

Comments

DISTRIBUTION: WHITE - Returned to Client with Report; CANARY - Stays with the Sample; PINK - Field Copy

Chain of Custody Record

Temperature on Receipt _____

Drinking Water? Yes ☐ No ☐

TestAmerica
THE LEADER IN ENVIRONMENTAL TESTING

TAL-4124 (1007)

Client: Tetra Tech NUS	Project Manager: Tony Afonavage	Date: 8/14/08	Chain of Custody Number: 093750
Address: 20251 Century Blvd Suite 200	Telephone Number (Area Code)/Fax Number: 301-528-3021	Lab Number:	Page 2 of 2
City: Germantown / State: MD / Zip Code: 20874	Site Contact: Tony Afonavage	Lab Contact:	
Project Name and Location (State): Martin State Airport, Strawberry Pt, MD	Carrier/Waybill Number:		
Contract/Purchase Order/Quote No.			

Sample I.D. No. and Description (Containers for each sample may be combined on one line)	Date	Time	Matrix: Air	Aqueous	Sed.	Soil	Containers & Preservatives: Unpres.	H2SO4	HNO3	HCl	NaOH	ZnAc/NaOH	Analysis: SVOCs	Metals	VOCs	Radioactivity	PCBs	Special Instructions/ Conditions of Receipt
TP-1-0506	8/13/08	1455				X	X						X	X	X			
TP-14-0506	8/13/08	1575				X	X						X	X	X			
TP-15-0506	8/13/08	1620				X	X						X	X	X	X	X	
TP-2-0708	8/14/08	0810				X	X						X	X	X			
TP-18-0607	8/14/08	0900				X	X						X	X	X		X	
TP-12-0708	8/14/08	1305				X	X						X	X	X			
TP-4-0506	8/14/08	1520				X	X						X	X	X			
TP-17-0506	8/14/08	1600				X	X						X	X	X		X	

Possible Hazard Identification
☐ Non-Hazard ☐ Flammable ☐ Skin Irritant ☐ Poison B ☐ Unknown

Sample Disposal
☐ Return To Client ☐ Disposal By Lab ☐ Archive For _____ Months
(A fee may be assessed if samples are retained longer than 1 month)

Turn Around Time Required
☐ 24 Hours ☐ 48 Hours ☐ 7 Days ☐ 14 Days ☐ 21 Days ☐ Other _____

QC Requirements (Specify)

1. Relinquished By: David Want	Date: 8/14/08	Time: 1945	1. Received By	Date	Time
2. Relinquished By	Date	Time	2. Received By	Date	Time
3. Relinquished By	Date	Time	3. Received By	Date	Time

Comments

DISTRIBUTION: WHITE - Returned to Client with Report; CANARY - Stays with the Sample; PINK - Field Copy

TEST PIT LOG

Tetra Tech NUS, Inc.

PROJECT NAME: MSA (Strawberry Point) TEST PIT No.: TP-1
PROJECT NUMBER: DATE: 8/13/08
LOCATION: TP-1 GEOLOGIST: DFW

Depth (Ft.)	Lithology Change (Depth/Ft.)	MATERIAL DESCRIPTION: Soil/Waste Characteristics (lithology, density, color, etc.)	USCS	Remarks	PID/FID READING: Source (ppm)	PID/FID READING: BZ (ppm)
1		Dry, Hard, Gry clay, red-or	CL	Natural		
2		stains (natural); rust-like				
3						
4						
5		Gry Clay, moist	CL			
6						
7		H2O seeping in from sides				
8						
9						
10		Gry Clay, wet	CL			

TEST PIT CROSS SECTION AND / OR PLAN VIEW

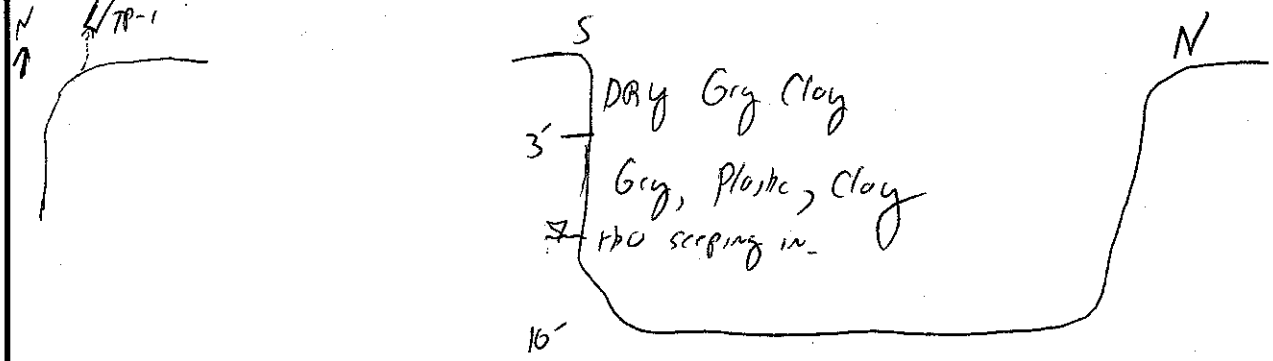

REMARKS: VOCs, SVOCs/metals
TP-1-0506 T= 1455

PHOTO LOG: 1286 = 0-3'; 1287 = 0-3'; 1288 =
1289 = 6-10'; 1290 = Soil stockpile; 0191 = Soil Stockpile (Clay)

TEST PIT LOG

Tetra Tech NUS, Inc.

PROJECT NAME: MSA Strawberry Point
PROJECT NUMBER:
LOCATION: TP-2
TEST PIT No.: TP-2
DATE: 8/14/08
GEOLOGIST: DFW

Depth (Ft.)	Lithology Change (Depth/Ft.)	MATERIAL DESCRIPTION: Soil/Waste Characteristics (lithology, density, color, etc.)	USCS	Remarks	PID/FID READING: Source (ppm)	PID/FID READING: BZ (ppm)
1		Grey, Clay, Some Orange (Fe)	CL			
2		stains, Dry-moist, Hard				
3					0	
4						
5		Clay, plastic, Grey	CH			
6		↓	CL			
7						
8						
9						
10		Grey, Soft, Clay, Made plastically	CL		0	
		Bottom of hole is Dry				

TEST PIT CROSS SECTION AND / OR PLAN VIEW

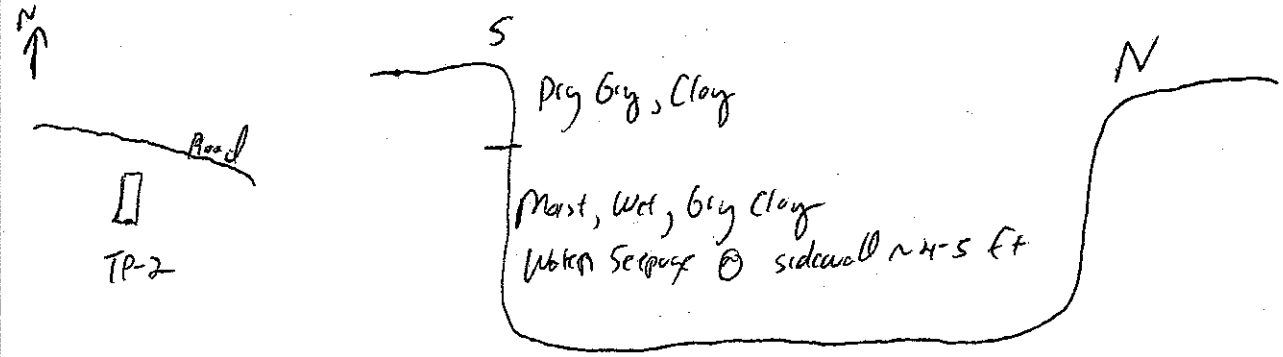

REMARKS: TP-2-0708; T=0810; SVOCs/Metals, VOCs

PHOTO LOG: 1299 = 0-3'; 1300 = Sidewall; 1301 = Grey Clay
1302 = 0-10'; 1303 = 0-10'

TEST PIT LOG

Tetra Tech NUS, Inc.

PROJECT NAME: MSA (Strawberry Pt) TEST PIT No.: TP-3
PROJECT NUMBER: DATE: 8/13/08
LOCATION: TP-3 GEOLOGIST: DFW

Depth (Ft.)	Lithology Change (Depth/Ft.)	MATERIAL DESCRIPTION: Soil/Waste Characteristics (lithology, density, color, etc.)	USCS	Remarks	PID/FID READING: Source (ppm)	PID/FID READING: BZ (ppm)
1		Topsoil				
2		V. Stiff, Dry, Grey, Clay	CL			
3					0	
4		Grey Clay	CL			
5		6" layer of Peat				
6		Grey Clay	CL		0	
7		Mix of Clay, Silt Grey-Orange				
8		Water seeping in, from sides				
9		Grey Orange Clayey Silt; Silty Clay	ML			
10		Water @ bottom			0	

TEST PIT CROSS SECTION AND / OR PLAN VIEW

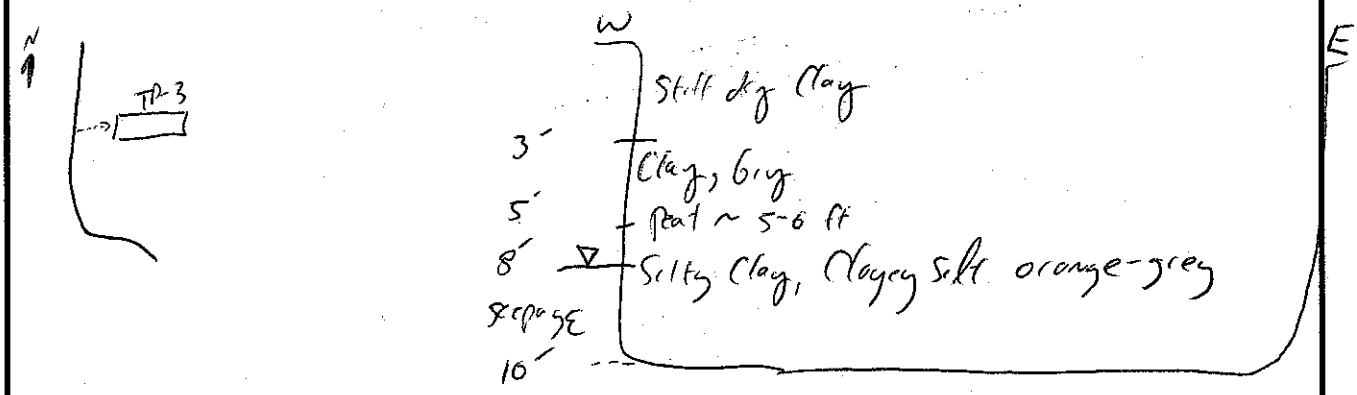

REMARKS: VOCs, SVOCs, Gamma; T=1400; TP-3-0506

PHOTO LOG: 1281 = 0-3' 1282 = 0-3' 1283 = 0-10'
1284 = 0-10' 1285 = Soil Stockpile

TEST PIT LOG

Tetra Tech NUS, Inc.

PROJECT NAME: MSA Strawberry Pt
PROJECT NUMBER:
LOCATION: TP-4
TEST PIT No.: TP-4
DATE: 8/14/08
GEOLOGIST: DFW

Depth (Ft.)	Lithology Change (Depth/Ft.)	MATERIAL DESCRIPTION: Soil/Waste Characteristics (lithology, density, color, etc.)	USCS	Remarks	PID/FID READING: Source (ppm)	PID/FID READING: BZ (ppm)
0		Grey, Clay	CL			
1						
2						
3					0	
4						
5					0	
6						
7						
8						
9					0	
10						

TEST PIT CROSS SECTION AND / OR PLAN VIEW

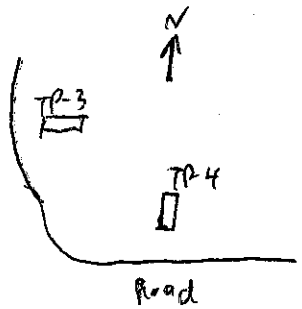



REMARKS: SVOCs/Metals, VOCs TP-4 = 0506 T= ~~1320~~ 1520

PHOTO LOG: 1312 = 0-3' ; 1313 = 0-3' ; 1314 = 0-10' ; 1315 = stockpile 0-10'

TEST PIT LOG

Tetra Tech NUS, Inc.

PROJECT NAME: MSA Strawberry Point
PROJECT NUMBER:
LOCATION: TP-5
TEST PIT No.: TP-5
DATE: 8/12/08
GEOLOGIST: DFW

Depth (Ft.)	Lithology Change (Depth/Ft.)	MATERIAL DESCRIPTION: Soil/Waste Characteristics (lithology, density, color, etc.)	USCS	Remarks	PID/FID READING: Source (ppm)	PID/FID READING: BZ (ppm)
1		Root material, Br, dry, silt &	SM	Clean, No Hue		
2		fine Sand				
3		↓			0	
4						
5		Grey Clay	OH			
6					0	
7						
8		6" Peat layer	PT	Egg H2S		
9		Grey Clay		odor	0	
10		Water @ 10'				
11		End of Excavation	OH			
		Bottom transitions to Grey Silt				

TEST PIT CROSS SECTION AND / OR PLAN VIEW

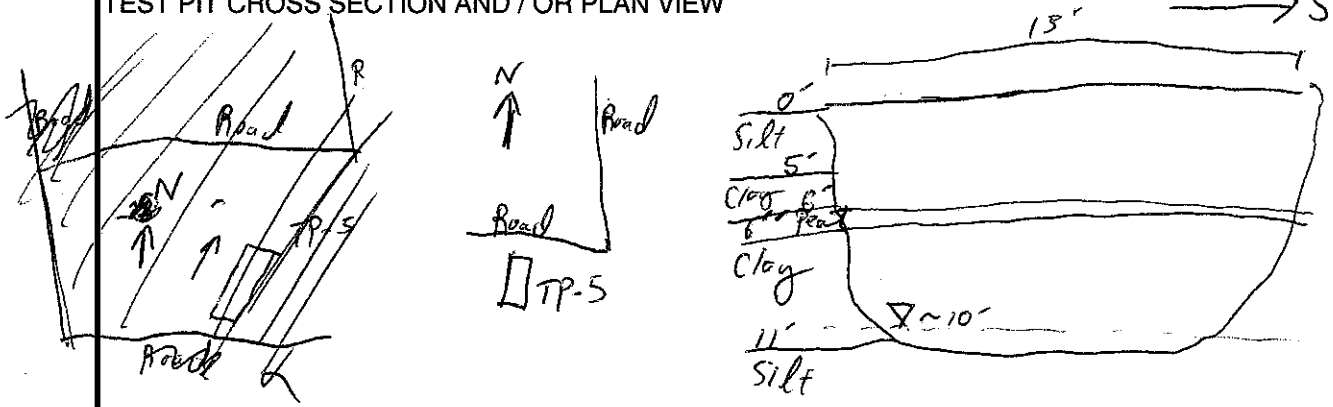

REMARKS: SVOCs, Metals, Gamma, VOCs @ 6', T=1150

PHOTO LOG: P1 (112-1223) = 0-3 ft ; P2 (1224) = Stockpile 0-6 ft
P3 (1225) = TP-5 Log ; P4 (1226) = Sidewalls 0-10' ; P5 (1227) = Clay & Peat layer

TEST PIT LOG

Tetra Tech NUS, Inc.

PROJECT NAME: MSA Strawberry Pt
PROJECT NUMBER:
LOCATION: TP-6
TEST PIT No.: TP-6
DATE: 8/13/08
GEOLOGIST: DFW

Depth (Ft.)	Lithology Change (Depth/Ft.)	MATERIAL DESCRIPTION: Soil/Waste Characteristics (lithology, density, color, etc.)	USCS	Remarks	PID/FID READING: Source (ppm)	PID/FID READING: BZ (ppm)
1		Topsoil, forest soil A horizon		Clean		
2		loose, little silty clay	ML			
3		Dry-moist clay, hard			0	
4						
5		Grey Clayey Silt, med Stiff	CL		0	
6						
7		Grey, Soft, highly plastic	CH			
8		Clay	CL			
9		↓				
10		↓		↓	0	

TEST PIT CROSS SECTION AND / OR PLAN VIEW





REMARKS: TP-6 - 0506, T=1315, Metals/SVOCs, ; VOCs

PHOTO LOG: 1275 = 0-3' ; 1276 = 0-3' ; 1277 = Clay @ ~ 6-7'
1278 = Shockpeb @ 6-7' ; 1279 = 0-10' ; 1280 = Clay from 9-10'

TEST PIT LOG

Tetra Tech NUS, Inc.

PROJECT NAME: MSA Strawberry Point
PROJECT NUMBER:
LOCATION: TP-7
TEST PIT No.: TP-7
DATE: 8/13/08
GEOLOGIST: DFW

Depth (Ft.)	Lithology Change (Depth/Ft.)	MATERIAL DESCRIPTION: Soil/Waste Characteristics (lithology, density, color, etc.)	USCS	Remarks	PID/FID READING: Source (ppm)	PID/FID READING: BZ (ppm)
1		Topsoil, loose				
2		Clay, Grey & orange				
3		Clay, Grey, med Stiff	CL	Clean	0	
4		Grey-Green Clay & Silt				
5		↓			0	
6		↓ water seepage		Clean		
7		↓				
8		Peat layer				
9						
10		Clay, little sand/Silt (fine)	CL		0	

TEST PIT CROSS SECTION AND / OR PLAN VIEW

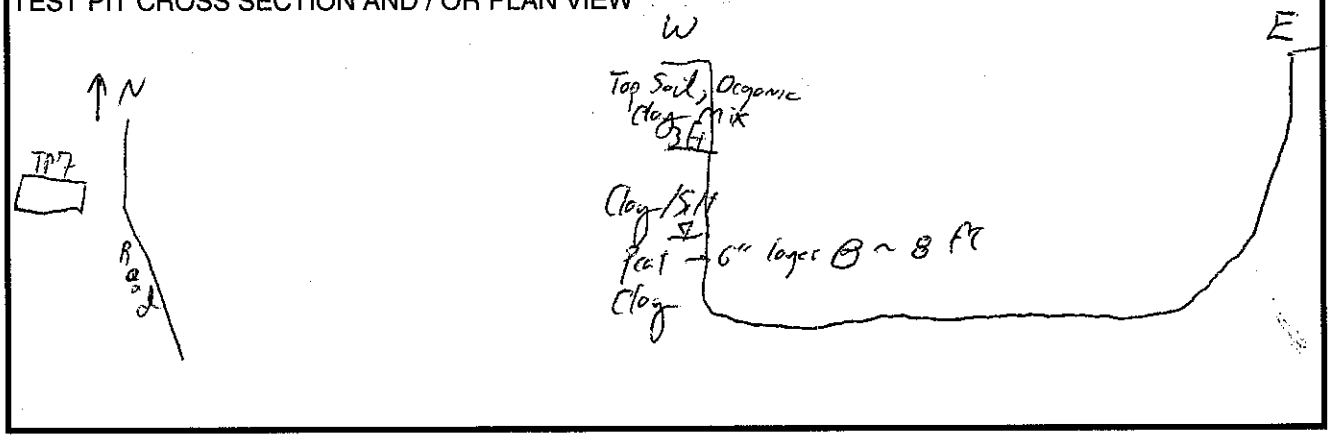

REMARKS: P(1) = 1251 = 0-3' P2 (1252) = 0-3' P3(1253) = 0-6' P4 (1254) = 0-6 Stockpile ; P5(1255) = 0-10 sidewalls P6 1256 = 10' Stockpile Clay w/Sand

PHOTO LOG:

Sample = TP-7-0506, T=0815
Radio, SVOCs, VOCs, Metals

TEST PIT LOG

Page ___ of ___

Tetra Tech NUS, Inc.

PROJECT NAME: NSA Strawberry Pt
PROJECT NUMBER:
LOCATION: TP-8

TEST PIT No.: TP-8
DATE: 8/13/08
GEOLOGIST: ~~DFW~~ DFW

Depth (Ft.)	Lithology Change (Depth/Ft.)	MATERIAL DESCRIPTION: Soil/Waste Characteristics (lithology, density, color, etc.)	USCS	Remarks	PID/FID READING: Source (ppm)	PID/FID READING: BZ (ppm)
1		Grey, Hard, dry, Clay	CL	Native / Clean	0	
2		↓				
3						
4						
5						
6		Tan-Or, f-m Sand	SP		0	
7						
8		Grey, Clay	CL			
9		Sand	SP			
10					0	

TEST PIT CROSS SECTION AND / OR PLAN VIEW





REMARKS: TP-8-0506 ; SVOCs/metals, VOCs ; T=0950

PHOTO LOG: P1(1266) = 0-5' P2(1267) = Stockpile (0-5')
P3(1268) = 0-10' Stockpile ; P4(1269) = 0-10'

TEST PIT LOG

Tetra Tech NUS, Inc.

PROJECT NAME: MSA Strawberry Pt
PROJECT NUMBER:
LOCATION: TP-9
TEST PIT No.: TP 9
DATE: 8/12/08
GEOLOGIST: DFW

Depth (Ft.)	Lithology Change (Depth/Ft.)	MATERIAL DESCRIPTION: Soil/Waste Characteristics (lithology, density, color, etc.)	USCS	Remarks	PID/FID READING: Source (ppm)	PID/FID READING: BZ (ppm)
1		Mix of f-m Sand & stiff	SM			
2		clayey Silt, Tan-Br, Dry				
3				No Fill	0	
4						
5		f-m Sand, mix Silty clay	SM	Hard dry		
6			SC	Clay	0	
7		Hole is Dry		1% Sand,		
8				sand layer		
9		EOP: excavator can not advance				
10		beyond the dense gry clay				

TEST PIT CROSS SECTION AND / OR PLAN VIEW

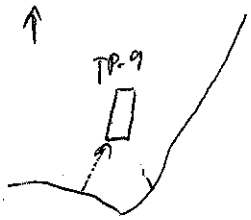

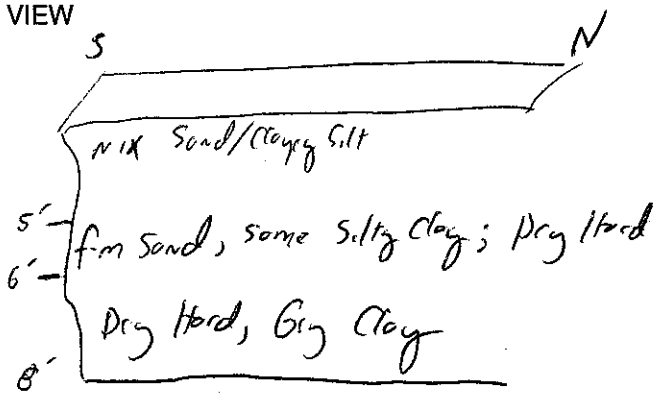

REMARKS: SVOCs, Metals, VOCs
TP-9-0405

PHOTO LOG: P1 (1239) = 0-3'; P2 (1240) = 0-3'; P3 (1241) = Stockpile 0-5'
P4 (1242) = 0-6'; P5 (1243) = Stockpile 0-8';
P6 (1244) = Sidewall, 0-8'

TEST PIT LOG

Tetra Tech NUS, Inc.

Page ___ of ___

PROJECT NAME: MSA- Strawberry Point
PROJECT NUMBER:
LOCATION: TP-10
TEST PIT No.: TP-10
DATE: 8/12/08
GEOLOGIST: DFW

Depth (Ft.)	Lithology Change (Depth/Ft.)	MATERIAL DESCRIPTION: Soil/Waste Characteristics (lithology, density, color, etc.)	USCS	Remarks	PID/FID READING: Source (ppm)	PID/FID READING: BZ (ppm)
1		Top soil, Br-Grey, Silt & clay				
2		Stiff				
3		Dry Clay, Grey, Some orange	CL	No Hue - looking	0.0	
4		Mottles, Some moisture				
5		Clayey, Some Silt, Light Grey &				
6		Brown		Fines increas	0.0	
7				w/depth		
8		Peat layer ~ 6"; water ▽ ~ 8'	PT	% Clay increase		
9						
10		Grey Clay, very soft wet	CL	↓	0.0	

TEST PIT CROSS SECTION AND / OR PLAN VIEW

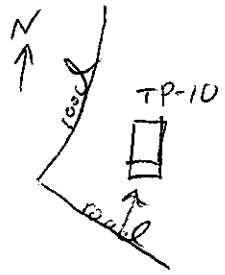

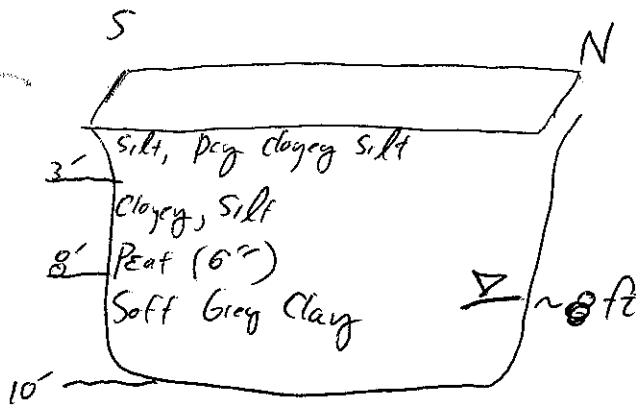

REMARKS: SVOCs, VOCs, Radioactivity T=1535
ID = TP-10-0506

PHOTO LOG: P1(1233) = 0-3'; P2(1234) = 0-3'; P3(1235) 0-10 ft
P4(1236) = Soil Stockpile 8-10', pt layer; P5(1237) = View South 0-10 ft.
H2O seeping in.

TEST PIT LOG

Tetra Tech NUS, Inc.

PROJECT NAME: ~~TMC MR~~ Marin State Airport
PROJECT NUMBER:
LOCATION: Strawberry Point
TEST PIT No.: TP 11
DATE: 8/12/08
GEOLOGIST: David Wertz

Depth (Ft.)	Lithology Change (Depth/Ft.)	MATERIAL DESCRIPTION: Soil/Waste Characteristics (lithology, density, color, etc.)	USCS	Remarks	PID/FID READING: Source (ppm)	PID/FID READING: BZ (ppm)
1		Native, Silt, Brown	ML	Clean		
2		Dry				
3						
4		Native, Soft Clay, pc-Grey	CL	photo 1	0	
5						
6		Native, Soft Grey Clay, Organic odor, Hb S-salted Egg odor	CL			
		Moist				
9'					0	
11'		Water @ ~10 ft				
		End of pit @ 11'				
		T= 1045				

TEST PIT CROSS SECTION AND / OR PLAN VIEW

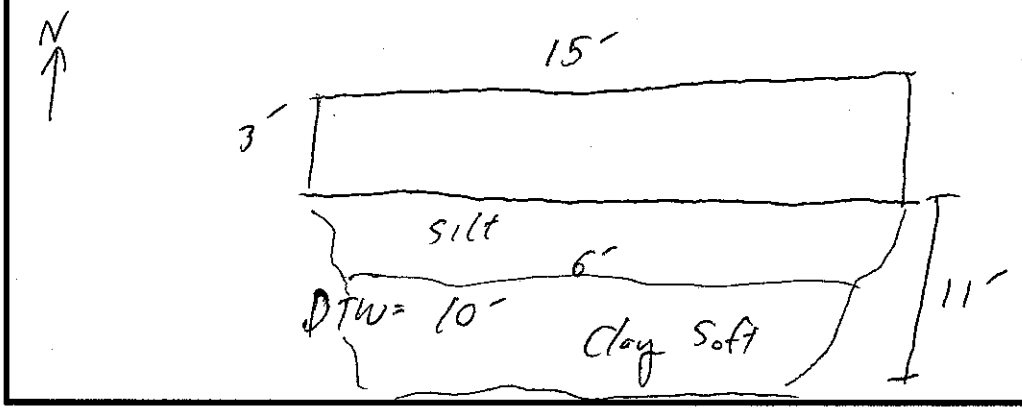

REMARKS: Native overlying forest top soil, silt, underlying clay, VOCs, SVOCs, Metals sample collected @ 6'

PHOTO LOG: P-1 0-3 FT; 2= stockpile from 6', 3= pit @ 9', 4= Clay from ~10', 5= View East; TD = 11'; 6= Surrounding Conditions

TEST PIT LOG

Page ___ of ___

Tetra Tech NUS, Inc.

PROJECT NAME: MSA Strawberry Pt
PROJECT NUMBER:
LOCATION: TP-12
TEST PIT No.: TP-12
DATE: 8/14/08
GEOLOGIST: DFW

Depth (Ft.)	Lithology Change (Depth/Ft.)	MATERIAL DESCRIPTION: Soil/Waste Characteristics (lithology, density, color, etc.)	USCS	Remarks	PID/FID READING: Source (ppm)	PID/FID READING: BZ (ppm)
1		Dry, Hard, Grey Clay, orange Rust	CL	Clean	0	
2		Stains sporadic				
3		↓			0	
4		↓				
5		↓				
6		Grey, Moist, Plastic Clay	CL		0	
7		↓				
8		↓				
9		↓				
10		Fine Silty Dry	MH		0	

TEST PIT CROSS SECTION AND / OR PLAN VIEW

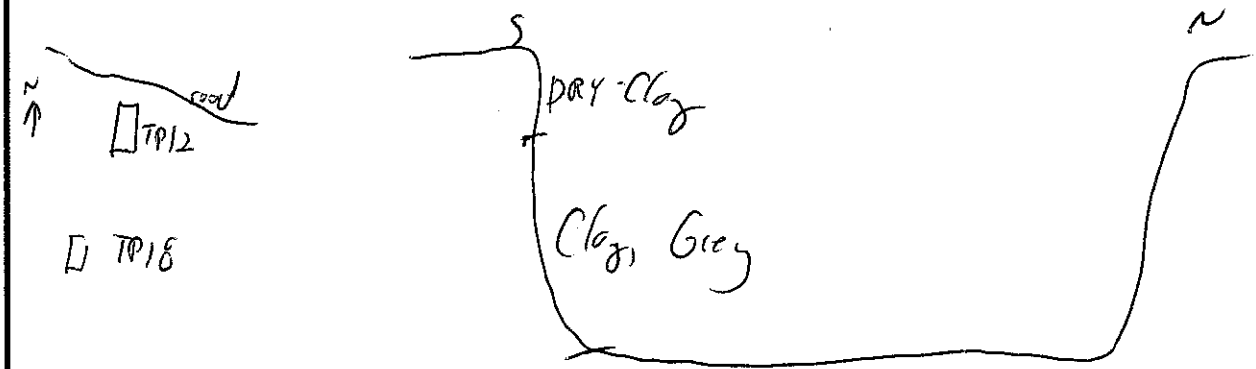

REMARKS: TP-12-0708, T= 1305, SVOCs/Metals; VOCs

PHOTO LOG: 1308 = 0-3', 1309 = 0-3', 1310 = 0-10'; 1311 = 0-10' Stockpile

TEST PIT LOG

Tetra Tech NUS, Inc.

PROJECT NAME: Martin State- Strawberry Point
PROJECT NUMBER:
LOCATION: TP-13
TEST PIT No.: TP-13
DATE: 8/12/08
GEOLOGIST: PFW

Depth (Ft.)	Lithology Change (Depth/Ft.)	MATERIAL DESCRIPTION: Soil/Waste Characteristics (lithology, density, color, etc.)	USCS	Remarks	PID/FID READING: Source (ppm)	PID/FID READING: BZ (ppm)
1		Tan-Oc, fm Sand, clean,	SP		0	
2				Clean Sand		
3						
4					@	
5		Some dry hard Clay	CL			
6			SP			
7						
8		Tan Oc fm Sand	SP			
9						
10						

TEST PIT CROSS SECTION AND / OR PLAN VIEW

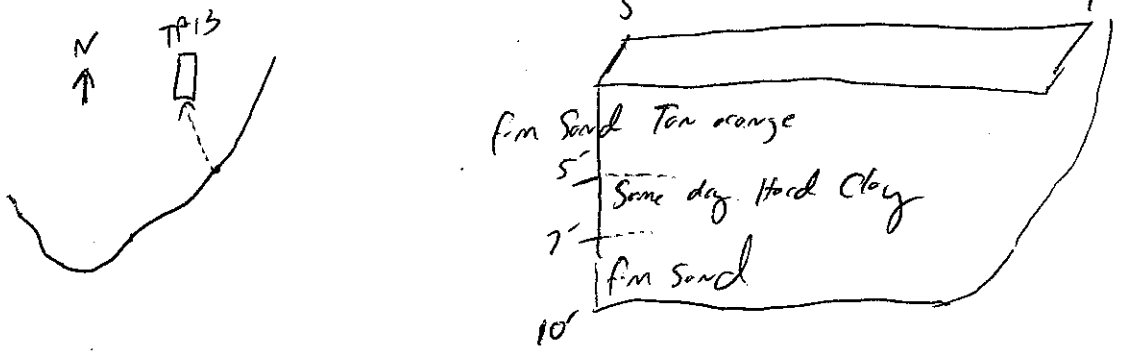

REMARKS: PCB, SVOCs, MiTals, VOCs, T= 1710
TP-13-0506

PHOTO LOG: P1(1246) = 0-3' ; P2 (1247) = 0-3' ; P3 (1248) = 0-10'
P4 (1249) = Stkl Stockpile 0-10' ; P5 (1250) = top 0-3'

TEST PIT LOG

Tetra Tech NUS, Inc.

PROJECT NAME: MSA (Strawberry Point) TEST PIT No.: TP-14
PROJECT NUMBER: DATE: 8/13/08
LOCATION: TP-14 GEOLOGIST: DFW

Depth (Ft.)	Lithology Change (Depth/Ft.)	MATERIAL DESCRIPTION: Soil/Waste Characteristics (lithology, density, color, etc.)	USCS	Remarks	PID/FID READING: Source (ppm)	PID/FID READING: BZ (ppm)
1		Dry Grey, Clay, Hard	CL			
2						
3		Water @ 3 ft		Clear		
4						
5		Wet, Grey, Clay	CL			
6						
7		Orange, Clayey Silt				
8		Orange Sand, fm, Loose	SP			
9		WET				
10		↓				

TEST PIT CROSS SECTION AND / OR PLAN VIEW

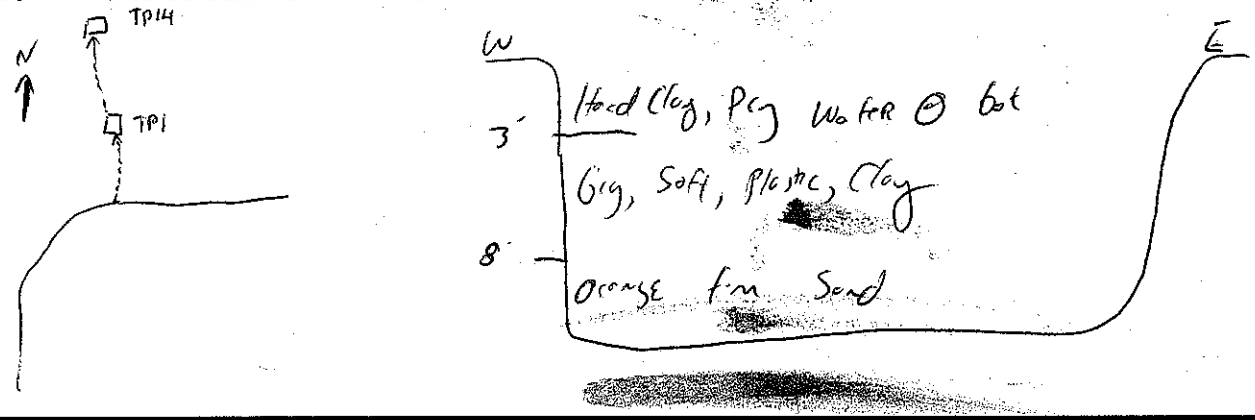

REMARKS: T=1545, TP-14-0506 SVOCs, Metals, VOCs

PHOTO LOG: 1292 = 0-3, 1293 = 0-10, 1294 = Stockpile, 1295 = Site

TEST PIT LOG

Tetra Tech NUS, Inc.

PROJECT NAME: MSA (Strawberry Point) TEST PIT No.: TP-15
PROJECT NUMBER: DATE: 8/13/08
LOCATION: TP-15 GEOLOGIST: DFW

Depth (Ft.)	Lithology Change (Depth/Ft.)	MATERIAL DESCRIPTION: Soil/Waste Characteristics (lithology, density, color, etc.)	USCS	Remarks	PID/FID READING: Source (ppm)	PID/FID READING: BZ (ppm)
1		Dry, Clay		Clean		
2						
3		Clay, Grey	CL		0	
4						
5					0	
6		Grey, Clay, Water Seepage	CL			
7						
8		Grey Clay, Wet	CL			
9						
10		Light Grey, Silt, some Clay little f. Sand	ML		0	

TEST PIT CROSS SECTION AND / OR PLAN VIEW

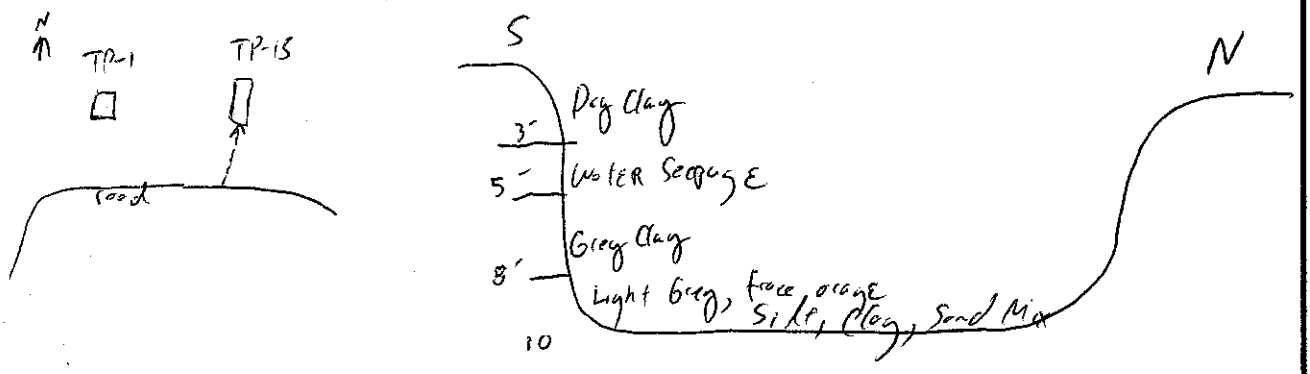

REMARKS: TP-15-0506, SVOCs, Metals, VOCs, Radio, PCBs
T=1620

PHOTO LOG: 1296 = 0-3, 1297 = Stockpile, Grey Clay
1298 = Stockpile Clay, Silt, Sand mix @ 8-10'

TEST PIT LOG

Tetra Tech NUS, Inc.

PROJECT NAME: MSA Strawberry Point
PROJECT NUMBER:
LOCATION: TP-16
TEST PIT No.: TP-16
DATE: 8/12/08
GEOLOGIST: David Wertz

Depth (Ft.)	Lithology Change (Depth/Ft.)	MATERIAL DESCRIPTION: Soil/Waste Characteristics (lithology, density, color, etc.)	USCS	Remarks	PID/FID READING: Source (ppm)	PID/FID READING: BZ (ppm)
1		Top Soil, Br, Silt, dry	ML			
2						
3		Dry, Grg Clay, Dense	CL	Clean	3.3	
4						
5		Clay, Grg, Dense	CL		0	
6						
7						
8		Water @ 8'; trickling at				
9		of Sidewall				
10		CLAY			0	
		End of P @ 10'	CL			

TEST PIT CROSS SECTION AND / OR PLAN VIEW

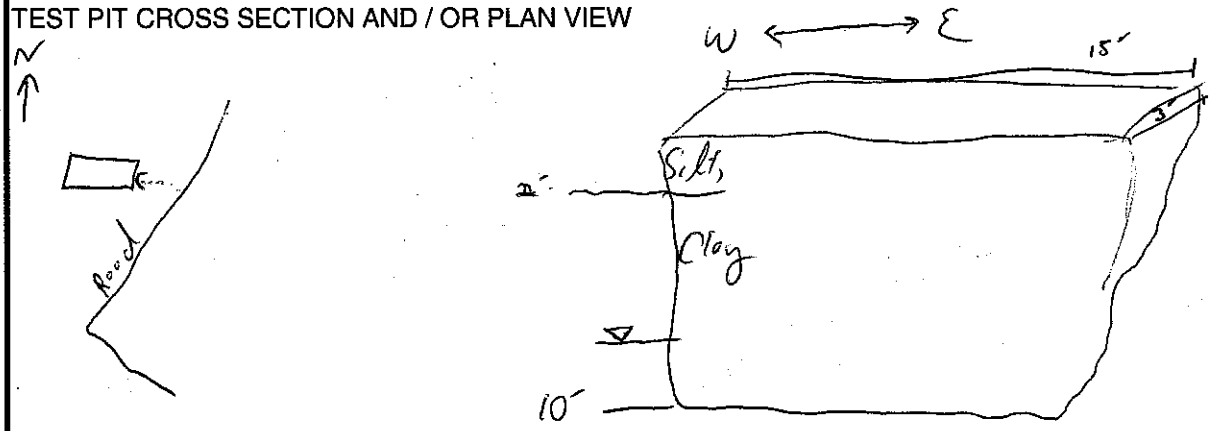

REMARKS: Sample time = 1255 @ 5', SVOCs, Metals

PHOTO LOG: P1(1228) = TP Log; P2(1229) = 0-3 ft; P3(1230) = 6 ft
P4(1231) = Soil stockpile ~9ft

TEST PIT LOG

Tetra Tech NUS, Inc.

PROJECT NAME: MSA Strawberry Pt
PROJECT NUMBER:
LOCATION: TP-17
TEST PIT No.: TP-17
DATE: 8/14/08
GEOLOGIST: DFW

Depth (Ft.)	Lithology Change (Depth/Ft.)	MATERIAL DESCRIPTION: Soil/Waste Characteristics (lithology, density, color, etc.)	USCS	Remarks	PID/FID READING: Source (ppm)	PID/FID READING: BZ (ppm)
0		Grey Clay, DRy	Cl		0	
1						
2						
3						
4						
5					0	
6		6" Peat Layer				
7		Grey, Clay, Highly Plastic	CH			
8		Grey, Orange, Silty Clay &				
9		Clayey Silt.				
10			Cl		0	
		Idle Steps dry				

TEST PIT CROSS SECTION AND / OR PLAN VIEW

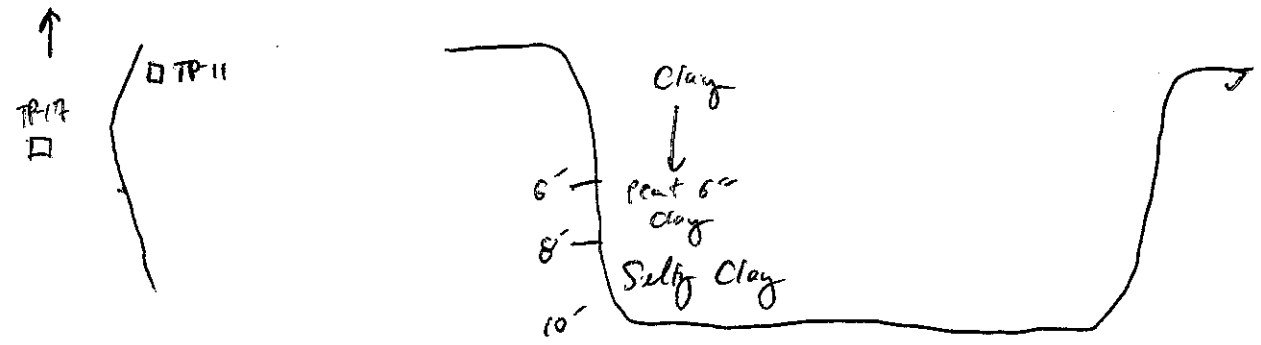

REMARKS: SVOCs/Metals, VOCs, PCBs T=
TP-17- 0506 T=1600

PHOTO LOG:

TEST PIT LOG

Tetra Tech NUS, Inc.

PROJECT NAME: MSA Strawberry Pt
PROJECT NUMBER:
LOCATION: TP-18
TEST PIT No.: TP-18
DATE: 8/14/08
GEOLOGIST: DFW

Depth (Ft.)	Lithology Change (Depth/Ft.)	MATERIAL DESCRIPTION: Soil/Waste Characteristics (lithology, density, color, etc.)	USCS	Remarks	PID/FID READING: Source (ppm)	PID/FID READING: BZ (ppm)
1		Dry, Gry, Clay, Hard,		CLEAN		
2		Orange (Rust) mottles/Stain				
3		Gry Clay, soft, moist	CL		0	
4		↓				
5		↓				
6		6" peat layer	PT		0	
7		Orange & grey mottled, light Grey	ML			
8		Clayey Silt, Soft				
9		Orange, Grey mottled SILT	ML			
10		Stiff			0	

TEST PIT CROSS SECTION AND / OR PLAN VIEW

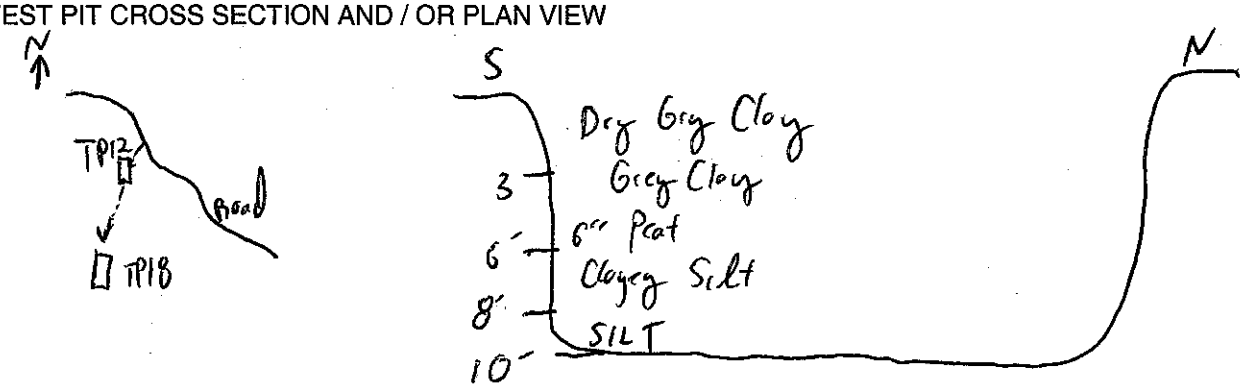

REMARKS: TP-18-0607, T= 0900
SVOC/metals VOCs PCBs

PHOTO LOG: 1304 = 0-3 ; 1305 = 0-3' , 1306 = 0-10 ; 1307 = 0-10
slack pile

TEST PIT LOG

Tetra Tech NUS, Inc.

PROJECT NAME: MSA Strawberry Pt
PROJECT NUMBER:
LOCATION: TP-19
TEST PIT No.: TP-19
DATE: 08/13/08
GEOLOGIST: DFW

Depth (Ft.)	Lithology Change (Depth/Ft.)	MATERIAL DESCRIPTION: Soil/Waste Characteristics (lithology, density, color, etc.)	USCS	Remarks	PID/FID READING: Source (ppm)	PID/FID READING: BZ (ppm)
1		Silt & f-sand, organic material	ML		0	
2		Brown, dry				
3						
4		mottled				
5		Grey-Orange, Silt, dry	ML		0	
6		v. stiff; some f Sand				
7						
8		Organic, Peat, some Silt &	PT			
9		Clay, Dk Brown				
10					0	

TEST PIT CROSS SECTION AND / OR PLAN VIEW

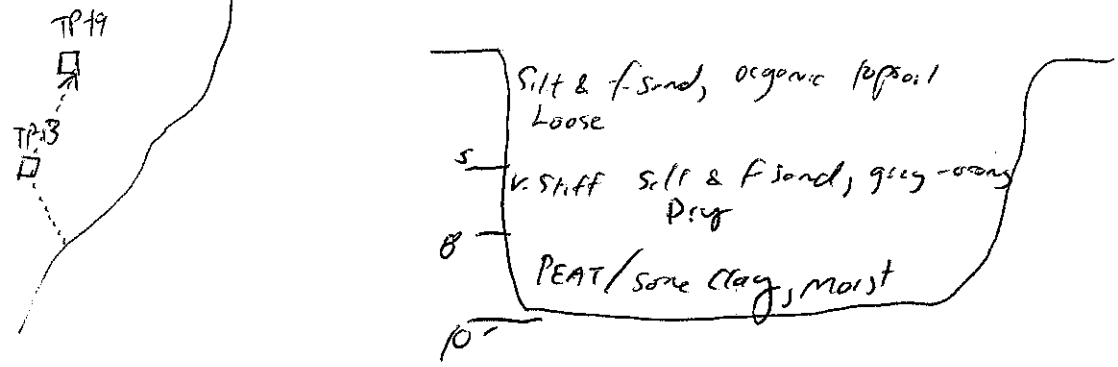

REMARKS: Clean

PHOTO LOG: P1 (1271) = 0-4'; 1272 = 0-4'; 1273 = 0-10'; 1274 = file 0-10'

TP-19-0506, T= 1100, SVOCs/metals, VOCs

TEST PIT LOG

Tetra Tech NUS, Inc.

PROJECT NAME: MSA Strawberry Pt
PROJECT NUMBER:
LOCATION: TP-20
TEST PIT No.: TP-20
DATE: 8/13/08
GEOLOGIST: DFW

Depth (Ft.)	Lithology Change (Depth/Ft.)	MATERIAL DESCRIPTION: Soil/Waste Characteristics (lithology, density, color, etc.)	USCS	Remarks	PID/FID READING: Source (ppm)	PID/FID READING: BZ (ppm)
1		Tan-Orange, Fine Sand	SP			
2		↓				
3					0.8	
4			SP			
5		↓				
6		Grey, Silty Clay, some f-Sand,	ML		0.0	
7		moist, med. stiff				
8		wall sloughing	SP			
9		High Sand content not mixed	ML			
10		w/ silty Clay, some Sand			0.0	

TEST PIT CROSS SECTION AND / OR PLAN VIEW

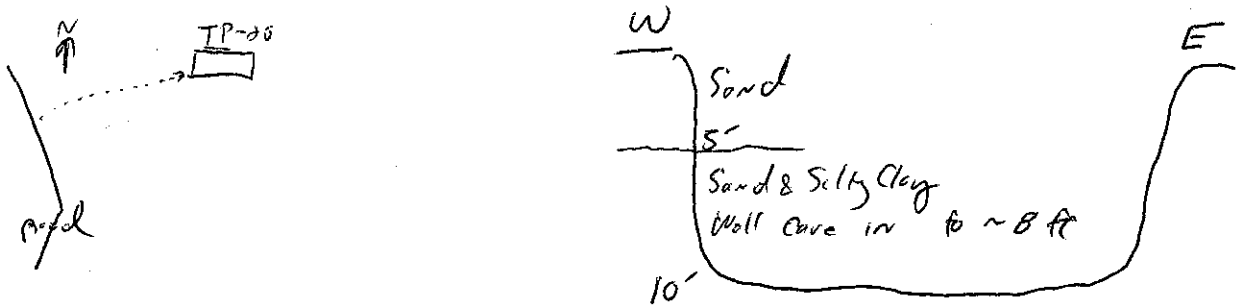

REMARKS: Mostly Sand, Ocean, @ ~6' layers of intermittent silty clay grey

PHOTO LOG: P1(1258) = surface H-Beam metal ; P2(1259) = 0-3' ; P3(1260) = 0-3'
P4(1261) = 0-6' ; P(5) = 1262 = 0-6' ; P(6) = 1263 = 0-10'

TP-20-0506, T= 0910, SVOCs/Metals, VOCs, PCBs

LOW FLOW PURGE DATA SHEET

PROJECT SITE NAME: Strawberry Point
PROJECT NUMBER:

WELL ID.: MP-02
DATE: 11-25-08

Time (Hrs.)	Water Level (Ft. below TOC)	Flow (mL/Min.)	pH (S.U.)	S. Cond. (mS/cm)	Turb. (NTU)	DO (mg/L)	Temp. (Celcius)	ORP mV	Salinity % or ppt	Comments
1038	8.45	—	—	—	—	—	—	—	—	Initial pump odor.
1040	10.60	100	5.39			3.87				Fine Sand
1045	13.96	100	5.42			0.31				
1050	16.16	100	5.44			0.02				
1055	Dry	100	5.42			1.27				
~~1100~~										
~~1105~~										

SIGNATURE(S): Nate

PAGE___OF___

LOW FLOW PURGE DATA SHEET

PROJECT SITE NAME: Shoreline Point
PROJECT NUMBER:

WELL ID.: MW-07
DATE: 11-25-08

Time (Hrs.)	Water Level (Ft. below TOC)	Flow (mL/Min.)	pH (S.U.)	S. Cond. (mS/cm)	Turb. (NTU)	DO (mg/L)	Temp. (Celcius)	ORP mV	Salinity % or ppt	Comments
0955	7.32	—	—	—	—	—	—	—	—	Initial, no odor
0956	7.45	100	4.66			8.78				Orange particles
~~1004~~	1001 7.50	102	5.42			6.63				
1006	7.52	100	5.34			2.04				
1011	7.55	100	5.35			1.21				
1016	7.55	100	5.37			1.28				
1021	7.55	100	5.38			1.31				

SIGNATURE(S): Wade Ply

LOW FLOW PURGE DATA SHEET

PROJECT SITE NAME: Strawberry Point
PROJECT NUMBER:

WELL ID.: MP-11
DATE: 11-25-08

Time (Hrs.)	Water Level (Ft. below TOC)	Flow (mL/Min.)	pH (S.U.)	S. Cond. (mS/cm)	Turb. (NTU)	DO (mg/L)	Temp. (Celcius)	ORP mV	Salinity % or ppt	Comments
1105	5.40	—	—	—	—	—	—	—	—	Initial, no odor
1107	8.10	100	4.22			4.15				Fine Sand Particles
1112	11.30	100	4.08			1.19				
1117	13.55	100	4.01			3.31				
1122					Dry					

SIGNATURE(S): [signature]

PAGE___OF___

LOW FLOW PURGE DATA SHEET

PROJECT SITE NAME: Shawsheen Point
PROJECT NUMBER:

WELL ID.: MP-10
DATE: 11-25-06

Time (Hrs.)	Water Level (Ft. below TOC)	Flow (mL/Min.)	pH (S.U.)	S. Cond. (mS/cm)	Turb. (NTU)	DO (mg/L)	Temp. (Celcius)	ORP mV	Salinity % or ppt	Comments
1454	7.10	—	—	—	—	—	—	—	—	Initial reading
1455	8.10	100	4.00			7.11				
1500	8.30	100	4.01			1.55				
1505	8.60	100	4.00			0.64				
1510	8.85	100	4.03			0.24				
1515	9.00	100	4.07			0.10				
1520	9.10	100	4.09			0.00				
1525	9.15	100	4.11			0.00				

SIGNATURE(S): Pa

PAGE___OF___

LOW FLOW PURGE DATA SHEET

PROJECT SITE NAME: Strawberry Point
PROJECT NUMBER:

WELL ID.: MP-03
DATE: 11-25-08

Time (Hrs.)	Water Level (Ft. below TOC)	Flow (mL/Min.)	pH (S.U.)	S. Cond. (mS/cm)	Turb. (NTU)	DO (mg/L)	Temp. (Celcius)	ORP mV	Salinity % or ppt	Comments
1539	6.40	—	—	—	—	—	—	—	—	Initial, no odor
1540	7.45	100	3.97			5.93				
1545	7.45	100	3.95			1.51				
1550	7.45	100	3.96			1.09				
1555	7.45	100	3.98			0.24				
1600	7.45	100	3.97			0.16				
1605	7.45	100	3.97			0.00				

SIGNATURE(S): _____

PAGE___OF___

Tetra Tech NUS, Inc.

GROUNDWATER LEVEL MEASUREMENT SHEET

Project Name: Strawberry Point **Project No.:**
Location: Martin State Airport **Personnel:** Walt Pagan
Weather Conditions: Overcast 56° **Measuring Device:** Water Level meter
Tidally Influenced: Yes ___ No ✓ **Remarks:**

Well or Piezometer Number	Date	Time	Elevation of Reference Point (feet)*	Total Well Depth (feet)*	Water Level Indicator Reading (feet)*	Thickness of Free Product (feet)*	Groundwater Elevation (feet)*	Comments
WP2	11-3-08	0843			9.50			
WP 7	↓	0840			7.85			
WP 11		0845			5.85			
WP 3		0850			7.70			
WP 10		0848			8.20			

* All measurements to the nearest 0.01 foot

Development

~~LOW FLOW~~ PURGE DATA SHEET

PROJECT SITE NAME: MSA Strawberry Point
PROJECT NUMBER:

WELL ID.: WP/SB-2
DATE: 8/21/08

Time (Hrs.)	Water Level (Ft. below TOC)	Flow (mL/Min.)	pH (S.U.)	S. Cond. (mS/cm)	Turb. (NTU)	DO (mg/L)	Temp. (Celcius)	ORP mV	Salinity % or ppt	Comments
1400	static 9.40'									Casing ~ 2.5' above grade
	Turn Pump on									▽ ~ 7' bgs
	H_2O has cloudiness,		light Brn	silt						
1409	12.2'									
	Stop Pump ; allow		Recharge							
1430	11.4'	~50	5.6	81	400	3.16	19.9	8	0.0	
1436	DRY ~ 16.4'									
	Move off well & allow		Recharge							
1613	10.15'		5.5	76	140	3.30	18.1	9	0.0	
1625	16.2									
		1 GAL	total	Purged						

SIGNATURE(S): David F Wait

Can be Sampled
Will attain volume
Altered low flow, due to slow process recharge

PAGE 1 **OF** 1

Development

~~LOW FLOW~~ PURGE DATA SHEET

PROJECT SITE NAME: MSA Strawberry Pt
PROJECT NUMBER:

WELL ID.: WP/SB-3
DATE: 8/21/08

Time (Hrs.)	Water Level (Ft. below TOC)	Flow (mL/Min.)	pH (S.U.)	S. Cond. (mS/cm)	Turb. (NTU)	DO (mg/L)	Temp. (Celcius)	ORP mV	Salinity % or ppt	Comments
1000	6.85'									Stickup is about 2'
1000	VERY silty @ first; takes time to clear silt; pumping well									∴ H2O @ ~4.85' bgs
1022	8.60'	500	3.6	150	>Err	2.41	16.4	338	0.1	Turbid
1030	7.80									
1038	8.20'	500	3.7	150	>Err	0.23	16.0	289	0.1	
1045	Surge w/tubing causes an increase in silty but H2O clears fairly quickly									
1050	9.60'	500	3.7	160	>>	4.32	15.9	254	0.1	
1100	Move to next well									
	3 gallons	purged								
						3 GAL		purged		

SIGNATURE(S): David F Wertz

PAGE 1 OF 1

Flow Rate/Recharge V. Good
Turbidity high

Development

~~LOW FLOW~~ PURGE DATA SHEET

PROJECT SITE NAME: MSA Strawberry Point
PROJECT NUMBER:

WELL ID.: WP/SB-7
DATE: 8/21/08

Time (Hrs.)	Water Level (Ft. below TOC)	Flow (mL/Min.)	pH (S.U.)	S. Cond. (mS/cm)	Turb. (NTU)	DO (mg/L)	Temp. (Celcius)	ORP mV	Salinity % or ppt	Comments
1500	8.00	Casing	~ 2.5	ft above	grade ;	DTW	~ 5.5'	BGS		
1505	8.40	400								
1510	8.45	400	5.4	64	0.0	4.07	19.9	114	0.0	Good flow/Recharge
1520	8.45	400	5.5	63	0.0	2.80	19.3	79	0.0	H2O Clear
										Good Sampling
	Pumped	out 2	gallons							
	ON	8/20	pumped 3 gal							
	5 Gallons	Purged	in	Total; &	will	sample	readily			

SIGNATURE(S): David F West

PAGE 1 **OF** 1

Development

~~LOW FLOW~~ PURGE DATA SHEET

PROJECT SITE NAME: WSA Strawberry Pt
PROJECT NUMBER:

WELL ID.: WP/SB-10
DATE: 8/21/08

Time (Hrs.)	Water Level (Ft. below TOC)	Flow (mL/Min.)	pH (S.U.)	S. Cond. (mS/cm)	Turb. (NTU)	DO (mg/L)	Temp. (Celcius)	ORP mV	Salinity % or ppt	Comments
1126	7.60									
1135	Water Clear; Pump Started									
										H2O Clear to
1142	9.35	300	4.0	260	190	2.16	16.9	143	0.1	slightly Cloudy
1148	10.1									
1155	10.81				3.2					slight H2S odor
1203	11.20	300	4.0	250	1.0	6.29	17.0	165	0.1	
1218	11.30	300	4.0	250	0.0	2.97	16.3	168	0.1	
1220	Stop Pump									

SIGNATURE(S): David J Wang

H2O Clear, Low Turbidity
Recharge is fairly good;
Adequate for Sampling

Development

~~LOW FLOW~~ PURGE DATA SHEET

PROJECT SITE NAME: MSA Strawberry Point
PROJECT NUMBER:

WELL ID.: WP/SB-11
DATE: 8/21/08

Time (Hrs.)	Water Level (Ft. below TOC)	Flow (mL/Min.)	pH (S.U.)	S. Cond. (mS/cm)	Turb. (NTU)	DO (mg/L)	Temp. (Celcius)	ORP mV	Salinity % or ppt	Comments
0845	6.10									
		250	4.2	1	160	2.12	17.4	260	0.0	
0926	Well pumped dry; about 1/2 gallon					%	H2O			Silt, Peat, Organic, Grey Color,
0930	12.25'									
0940	12.00'									
0945										
1550	7.40'		3.9	100	0	8.38	17.6	274	0.0	H2O Clear
1554	Well dry after	less than	0.5	gal	purged					

SIGNATURE(S): David West

Flow Volume Poor

APPENDIX F INVESTIGATION DERIVED WASTE MANIFESTS

Waste Identifcation and Classification Form

Remediation Project	Martin State Airport Strawberry Point	**State Generated**	MD
Description of Waste			
Generic Name	Soil from borings and well points	**Solid, Liquid, Gas**	Solid
		Additional Info.	
Date of Waste Generation	August 2008	**Ongoing (Y/N)?**	N

Description of Process Generating Waste

Two drums that contain soil cuttings and purge water from soil borings and temporary well pojnt sampling at Strawberry Point Peninsula on Martin State Airport.

Listed Waste ? (Y/N)	N	**F,K, P or U Codes**	NA

Justification for Waste Classification (attached supporting documentation)

The soil and water has been classified as non hazardous based on sampling of the drums and subsequent waste profiling.

Form completed by	Anthony Apanavage
Date	9/24/2008

APPENDIX G DATA VALIDATION RECORDS

Tetra Tech NUS **INTERNAL CORRESPONDENCE**

TO: **D. MURALI** **DATE:** **SEPTEMBER 22, 2008**

FROM: **TERRI L. SOLOMON** **COPIES:** **DV FILE**

SUBJECT: **ORGANIC DATA VALIDATION – VOAs, SVOAs, PCBs**
STRAWBERRY POINT
SAMPLE DELIVERY GROUP (SDG) – C8H150236

SAMPLES: 20/Soils/

TP-10-0506	TP-1-0506	TP-11-06
TP-12-0708	TP-13-0506	TP-14-0506
TP-15-0506	TP-16-05	TP-17-0506
TP-18-0607	TP-19-0506	TP-20-0506
TP-2-0708	TP-3-0506	TP-4-0506
TP-5-06	TP-6-0506	TP-7-0506
TP-8-0506	TP-9-0405	

Overview

The sample set for Strawberry Point, SDG C8H150236, consists of twenty (20) soil environmental samples. No field duplicate pairs were included within this SDG.

All samples were analyzed for volatile organic compounds (VOCs) and semivolatile organic compounds (SVOCs). Samples TP-13-0506, TP-15-0506, TP-17-0506, TP-18-0607 and TP-20-0506 were also analyzed for polychlorinated biphenyls (PCBs). The samples were collected by Tetra Tech NUS on August 12, 13 and 14, 2008 and analyzed by Test America. VOC analyses were conducted using SW-846 method 8260B. SVOC analyses were conducted using SW-846 method 8270C. PCB analyses were conducted using SW-846 method 8082.

The findings offered in this report are based upon a general review of all available data. The data review was based on data completeness, holding times, initial and continuing calibration verification results, laboratory method blank results, laboratory control sample recoveries, matrix spike / matrix spike duplicate recoveries, surrogate recoveries, internal standard recoveries, detection limits and analyte quantitation.

Areas of concern with respect to data quality are listed below.

Major Problems

Minor Problems

- The continuing calibration percent differences (%Ds) on 08-18-08 @ 05:23 and on 08-19-08 @ 05:23 on instrument HP3 for acetone were > 25% quality control limit affecting all samples. The positive results reported for acetone in the affected samples were qualified as estimated, "J".

Notes

The continuing calibration %Ds on 08-18-08 @ 05:23 and on 08-19-08 @ 05:23 on instrument HP3 for dichlorodifluoromethane were > 25% quality control limit affecting all samples. No validation actions were warranted as all sample results were nondetects.

The continuing calibration %D on 08-18-08 @ 21:57 on instrument 733 for benzaldehyde was > 25% quality control limit affecting all samples. No validation actions were warranted as all sample results were nondetects.

Positive results reported below the reporting limit (RL) but above the method detection limit (MDL) for the organic analyses were qualified as estimated, "J".

Executive Summary

Laboratory Performance: The continuing calibration %Ds on 08-18-08 @ 05:23 and on 08-19-08 @ 05:23 on instrument HP3 for acetone were > 25% quality control limit affecting all samples.

Other Factors Affecting Data Quality: None.

The data for these analyses were reviewed with reference to Region III modifications to the "National Functional guidelines for Organic Data Review", September 1994.

The text of this report has been formulated to address only those problem areas affecting data quality.

Tetra Tech NUS
Terri L. Solomon
Environmental Scientist

Tetra Tech NUS
Joseph A. Samchuck
Quality Assurance Officer

Attachments:

1. Appendix A - Qualified Analytical Results
2. Appendix B - Results as reported by the Laboratory
3. Appendix C - Support Documentation

APPENDIX A
QUALIFIED ANALYTICAL RESULTS

Data Validation Qualifier Codes:

A = Lab Blank Contamination
B = Field Blank Contamination
C = Calibration Noncompliance (e.g. % RSDs, %Ds, ICVs, CCVs, RRFs, etc.)
C01 = GC/MS Tuning Noncompliance
D = MS/MSD Recovery Noncompliance
E = LCS/LCSD Recovery Noncompliance
F = Lab Duplicate Imprecision
G = Field Duplicate Imprecision
H = Holding Time Exceedance
I = ICP Serial Dilution Noncompliance
J = GFAA PDS-GFAA MSA's r < 0.995 / ICP PDS Recovery Noncompliance
K = ICP Interference - includes ICS % R Noncompliance
L = Instrument Calibration Range Exceedance
M = Sample Preservation Noncompliance
N = Internal Standard Noncompliance
N01 = Internal Standard Recovery Noncompliance Dioxins
N02 = Recovery Standard Noncompliance Dioxins
N03 = Clean-up Standard Noncompliance Dioxins
O - Poor Instrument Performance (e.g. base-line drifting)
P = Uncertainty near detection limit (< 2 x IDL for inorganics and <CRQL for organics)
Q = Other problems (can encompass a number of issues; e.g. chromatography,interferences, etc.)
R = Surrogates Recovery Noncompliance
S = Pesticide/PCB Resolution
T = % Breakdown Noncompliance for DOT and Endrin
U = % Difference between columns/detectors >25% for positive results determined via GC/HPLC
V = Non-linear calibrations; correlation coefficient r < 0.995
W = EMPC result
X = Signal to noise response drop
Y = Percent solids <30%
Z = Uncertainty at 2 sigma deviation is greater than sample activity

DATA VALIDATION TRACKING FORM

Site Name :_STRAWBERRY POINT_____ **Region**:__03___

Project Manager:_MURALI,D._____ **CTO**:_____

Charge No.:___01659_____ **Validation**:

Validator:_____ RS _____ ■ **Full**

QA:_____ □ **Limited**

□ **Cursory**

Sample Delivery Group:_____C8H150236_____

Fraction:		AQUEOUS	SOLID	AIR
■	**VOA**	_____	__20__	_____
□	**OVG**	_____	_____	_____
■	**SVOA**	_____	__20__	_____
□	**PAH**	_____	_____	_____
■	**PEST/PCB**	_____	__5___	_____
□	**PCBH**	_____	_____	_____
□	**HERB**	_____	_____	_____
□	**PET**	_____	_____	_____
□	**EXP**	_____	_____	_____
□	**DIOX**	_____	_____	_____
□	**OPEST**	_____	_____	_____
□	**MISCO**	_____	_____	_____
□	**OTHER**	_____	_____	_____

Date Assigned:_____ 9-17-08

Due Date:_____ 9-18-08

Date Valid Complete:_____

Date QA Complete:_____

LOE Allotted: _____hrs

LOE Expended:

Validation _____hrs

Corrections _____hrs

QA _____hrs

Total LOE Expended _____hrs

PROJ_NO: 01659

SDG: C8H150236 MEDIA: SOIL DATA FRACTION: OV

nsample	TP-10-0506
samp_date	8/12/2008
lab_id	C8H150236004
qc_type	NM
units	UG/KG
Pct_Solids	70.0
DUP_OF:	

Parameter	Result	Val Qual	Qual Code
1,1,1-TRICHLOROETHANE	7.2	U	
1,1,2,2-TETRACHLOROETHANE	7.2	U	
1,1,2-TRICHLOROETHANE	7.2	U	
1,1,2-TRICHLOROTRIFLUOROETHANE	7.2	U	
1,1-DICHLOROETHANE	7.2	U	
1,1-DICHLOROETHENE	7.2	U	
1,2,4-TRICHLOROBENZENE	7.2	U	
1,2-DIBROMO-3-CHLOROPROPANE	7.2	U	
1,2-DIBROMOETHANE	7.2	U	
1,2-DICHLOROBENZENE	7.2	U	
1,2-DICHLOROETHANE	7.2	U	
1,2-DICHLOROPROPANE	7.2	U	
1,3-DICHLOROBENZENE	7.2	U	
1,4-DICHLOROBENZENE	7.2	U	
2-BUTANONE	7.2	U	
2-HEXANONE	7.2	U	
4-METHYL-2-PENTANONE	7.2	U	
ACETONE	29	U	
BENZENE	7.2	U	
BROMODICHLOROMETHANE	7.2	U	
BROMOFORM	7.2	U	
BROMOMETHANE	7.2	U	
CARBON DISULFIDE	7.2	U	
CARBON TETRACHLORIDE	7.2	U	
CHLOROBENZENE	7.2	U	
CHLORODIBROMOMETHANE	7.2	U	
CHLOROETHANE	7.2	U	
CHLOROFORM	7.2	U	
CHLOROMETHANE	7.2	U	
CIS-1,2-DICHLOROETHENE	7.2	U	
CIS-1,3-DICHLOROPROPENE	7.2	U	
CYCLOHEXANE	7.2	U	

nsample	TP-10-0506
samp_date	8/12/2008
lab_id	C8H150236004
qc_type	NM
units	UG/KG
Pct_Solids	70.0
DUP_OF:	

Parameter	Result	Val Qual	Qual Code
DICHLORODIFLUOROMETHANE	7.2	U	
ETHYLBENZENE	7.2	U	
ISOPROPYLBENZENE	7.2	U	
METHYL ACETATE	7.2	U	
METHYL CYCLOHEXANE	7.2	U	
METHYL TERT-BUTYL ETHER	7.2	U	
METHYLENE CHLORIDE	7.2	U	
STYRENE	7.2	U	
TETRACHLOROETHENE	7.2	U	
TOLUENE	7.2	U	
TOTAL XYLENES	22	U	
TRANS-1,2-DICHLOROETHENE	7.2	U	
TRANS-1,3-DICHLOROPROPENE	7.2	U	
TRICHLOROETHENE	7.2	U	
TRICHLOROFLUOROMETHANE	7.2	U	
VINYL CHLORIDE	7.2	U	

nsample	TP-1-0506
samp_date	8/13/2008
lab_id	C8H150236013
qc_type	NM
units	UG/KG
Pct_Solids	54.0
DUP_OF:	

Parameter	Result	Val Qual	Qual Code
1,1,1-TRICHLOROETHANE	9.2	U	
1,1,2,2-TETRACHLOROETHANE	9.2	U	
1,1,2-TRICHLOROETHANE	9.2	U	
1,1,2-TRICHLOROTRIFLUOROETHANE	9.2	U	
1,1-DICHLOROETHANE	9.2	U	
1,1-DICHLOROETHENE	9.2	U	
1,2,4-TRICHLOROBENZENE	9.2	U	
1,2-DIBROMO-3-CHLOROPROPANE	9.2	U	
1,2-DIBROMOETHANE	9.2	U	
1,2-DICHLOROBENZENE	9.2	U	
1,2-DICHLOROETHANE	9.2	U	
1,2-DICHLOROPROPANE	9.2	U	
1,3-DICHLOROBENZENE	9.2	U	
1,4-DICHLOROBENZENE	9.2	U	
2-BUTANONE	9.2	U	
2-HEXANONE	9.2	U	
4-METHYL-2-PENTANONE	9.2	U	
ACETONE	37	U	
BENZENE	9.2	U	
BROMODICHLOROMETHANE	9.2	U	
BROMOFORM	9.2	U	
BROMOMETHANE	9.2	U	
CARBON DISULFIDE	9.2	U	
CARBON TETRACHLORIDE	9.2	U	
CHLOROBENZENE	9.2	U	
CHLORODIBROMOMETHANE	9.2	U	
CHLOROETHANE	9.2	U	
CHLOROFORM	9.2	U	
CHLOROMETHANE	9.2	U	
CIS-1,2-DICHLOROETHENE	9.2	U	
CIS-1,3-DICHLOROPROPENE	9.2	U	
CYCLOHEXANE	9.2	U	

PROJ_NO: 01659

SDG: C8H150236 MEDIA: SOIL DATA FRACTION: OV

nsample	TP-1-0506
samp_date	8/13/2008
lab_id	C8H150236013
qc_type	NM
units	UG/KG
Pct_Solids	54.0
DUP_OF:	

Parameter	Result	Val Qual	Qual Code
DICHLORODIFLUOROMETHANE	9.2	U	
ETHYLBENZENE	9.2	U	
ISOPROPYLBENZENE	9.2	U	
METHYL ACETATE	9.2	U	
METHYL CYCLOHEXANE	9.2	U	
METHYL TERT-BUTYL ETHER	9.2	U	
METHYLENE CHLORIDE	9.2	U	
STYRENE	9.2	U	
TETRACHLOROETHENE	9.2	U	
TOLUENE	9.2	U	
TOTAL XYLENES	28	U	
TRANS-1,2-DICHLOROETHENE	9.2	U	
TRANS-1,3-DICHLOROPROPENE	9.2	U	
TRICHLOROETHENE	9.2	U	
TRICHLOROFLUOROMETHANE	9.2	U	
VINYL CHLORIDE	9.2	U	

nsample	TP-11-06
samp_date	8/12/2008
lab_id	C8H150236001
qc_type	NM
units	UG/KG
Pct_Solids	69.0
DUP_OF:	

Parameter	Result	Val Qual	Qual Code
1,1,1-TRICHLOROETHANE	7.3	U	
1,1,2,2-TETRACHLOROETHANE	7.3	U	
1,1,2-TRICHLOROETHANE	7.3	U	
1,1,2-TRICHLOROTRIFLUOROETHANE	7.3	U	
1,1-DICHLOROETHANE	7.3	U	
1,1-DICHLOROETHENE	7.3	U	
1,2,4-TRICHLOROBENZENE	7.3	U	
1,2-DIBROMO-3-CHLOROPROPANE	7.3	U	
1,2-DIBROMOETHANE	7.3	U	
1,2-DICHLOROBENZENE	7.3	U	
1,2-DICHLOROETHANE	7.3	U	
1,2-DICHLOROPROPANE	7.3	U	
1,3-DICHLOROBENZENE	7.3	U	
1,4-DICHLOROBENZENE	7.3	U	
2-BUTANONE	8.1		
2-HEXANONE	7.3	U	
4-METHYL-2-PENTANONE	7.3	U	
ACETONE	27	J	CP
BENZENE	7.3	U	
BROMODICHLOROMETHANE	7.3	U	
BROMOFORM	7.3	U	
BROMOMETHANE	7.3	U	
CARBON DISULFIDE	7.3	U	
CARBON TETRACHLORIDE	7.3	U	
CHLOROBENZENE	7.3	U	
CHLORODIBROMOMETHANE	7.3	U	
CHLOROETHANE	7.3	U	
CHLOROFORM	7.3	U	
CHLOROMETHANE	7.3	U	
CIS-1,2-DICHLOROETHENE	7.3	U	
CIS-1,3-DICHLOROPROPENE	7.3	U	
CYCLOHEXANE	7.3	U	

nsample	TP-11-06
samp_date	8/12/2008
lab_id	C8H150236001
qc_type	NM
units	UG/KG
Pct_Solids	69.0
DUP_OF:	

Parameter	Result	Val Qual	Qual Code
DICHLORODIFLUOROMETHANE	7.3	U	
ETHYLBENZENE	7.3	U	
ISOPROPYLBENZENE	7.3	U	
METHYL ACETATE	7.3	U	
METHYL CYCLOHEXANE	7.3	U	
METHYL TERT-BUTYL ETHER	7.3	U	
METHYLENE CHLORIDE	7.3	U	
STYRENE	7.3	U	
TETRACHLOROETHENE	7.3	U	
TOLUENE	7.3	U	
TOTAL XYLENES	22	U	
TRANS-1,2-DICHLOROETHENE	7.3	U	
TRANS-1,3-DICHLOROPROPENE	7.3	U	
TRICHLOROETHENE	7.3	U	
TRICHLOROFLUOROMETHANE	7.3	U	
VINYL CHLORIDE	7.3	U	

nsample	TP-12-0708
samp_date	8/14/2008
lab_id	C8H150236018
qc_type	NM
units	UG/KG
Pct_Solids	52.0
DUP_OF:	

Parameter	Result	Val Qual	Qual Code
1,1,1-TRICHLOROETHANE	9.6	U	
1,1,2,2-TETRACHLOROETHANE	9.6	U	
1,1,2-TRICHLOROETHANE	9.6	U	
1,1,2-TRICHLOROTRIFLUOROETHANE	9.6	U	
1,1-DICHLOROETHANE	9.6	U	
1,1-DICHLOROETHENE	9.6	U	
1,2,4-TRICHLOROBENZENE	9.6	U	
1,2-DIBROMO-3-CHLOROPROPANE	9.6	U	
1,2-DIBROMOETHANE	9.6	U	
1,2-DICHLOROBENZENE	9.6	U	
1,2-DICHLOROETHANE	9.6	U	
1,2-DICHLOROPROPANE	9.6	U	
1,3-DICHLOROBENZENE	9.6	U	
1,4-DICHLOROBENZENE	9.6	U	
2-BUTANONE	9.6	U	
2-HEXANONE	9.6	U	
4-METHYL-2-PENTANONE	9.6	U	
ACETONE	25	J	CP
BENZENE	9.6	U	
BROMODICHLOROMETHANE	9.6	U	
BROMOFORM	9.6	U	
BROMOMETHANE	9.6	U	
CARBON DISULFIDE	9.6	U	
CARBON TETRACHLORIDE	9.6	U	
CHLOROBENZENE	9.6	U	
CHLORODIBROMOMETHANE	9.6	U	
CHLOROETHANE	9.6	U	
CHLOROFORM	9.6	U	
CHLOROMETHANE	9.6	U	
CIS-1,2-DICHLOROETHENE	9.6	U	
CIS-1,3-DICHLOROPROPENE	9.6	U	
CYCLOHEXANE	9.6	U	

nsample	TP-12-0708
samp_date	8/14/2008
lab_id	C8H150236018
qc_type	NM
units	UG/KG
Pct_Solids	52.0
DUP_OF:	

Parameter	Result	Val Qual	Qual Code
DICHLORODIFLUOROMETHANE	9.6	U	
ETHYLBENZENE	9.6	U	
ISOPROPYLBENZENE	9.6	U	
METHYL ACETATE	9.6	U	
METHYL CYCLOHEXANE	9.6	U	
METHYL TERT-BUTYL ETHER	9.6	U	
METHYLENE CHLORIDE	9.6	U	
STYRENE	9.6	U	
TETRACHLOROETHENE	9.6	U	
TOLUENE	9.6	U	
TOTAL XYLENES	29	U	
TRANS-1,2-DICHLOROETHENE	9.6	U	
TRANS-1,3-DICHLOROPROPENE	9.6	U	
TRICHLOROETHENE	9.6	U	
TRICHLOROFLUOROMETHANE	9.6	U	
VINYL CHLORIDE	9.6	U	

nsample	TP-13-0506
samp_date	8/12/2008
lab_id	C8H150236006
qc_type	NM
units	UG/KG
Pct_Solids	93.9
DUP_OF:	

Parameter	Result	Val Qual	Qual Code
1,1,1-TRICHLOROETHANE	5.3	U	
1,1,2,2-TETRACHLOROETHANE	5.3	U	
1,1,2-TRICHLOROETHANE	5.3	U	
1,1,2-TRICHLOROTRIFLUOROETHANE	5.3	U	
1,1-DICHLOROETHANE	5.3	U	
1,1-DICHLOROETHENE	5.3	U	
1,2,4-TRICHLOROBENZENE	5.3	U	
1,2-DIBROMO-3-CHLOROPROPANE	5.3	U	
1,2-DIBROMOETHANE	5.3	U	
1,2-DICHLOROBENZENE	5.3	U	
1,2-DICHLOROETHANE	5.3	U	
1,2-DICHLOROPROPANE	5.3	U	
1,3-DICHLOROBENZENE	5.3	U	
1,4-DICHLOROBENZENE	5.3	U	
2-BUTANONE	5.3	U	
2-HEXANONE	5.3	U	
4-METHYL-2-PENTANONE	5.3	U	
ACETONE	21	U	
BENZENE	5.3	U	
BROMODICHLOROMETHANE	5.3	U	
BROMOFORM	5.3	U	
BROMOMETHANE	5.3	U	
CARBON DISULFIDE	5.3	U	
CARBON TETRACHLORIDE	5.3	U	
CHLOROBENZENE	5.3	U	
CHLORODIBROMOMETHANE	5.3	U	
CHLOROETHANE	5.3	U	
CHLOROFORM	5.3	U	
CHLOROMETHANE	5.3	U	
CIS-1,2-DICHLOROETHENE	5.3	U	
CIS-1,3-DICHLOROPROPENE	5.3	U	
CYCLOHEXANE	5.3	U	

PROJ_NO: 01659

SDG: C8H150236 MEDIA: SOIL DATA FRACTION: OV

nsample	TP-13-0506
samp_date	8/12/2008
lab_id	C8H150236006
qc_type	NM
units	UG/KG
Pct_Solids	93.9
DUP_OF:	

Parameter	Result	Val Qual	Qual Code
DICHLORODIFLUOROMETHANE	5.3	U	
ETHYLBENZENE	5.3	U	
ISOPROPYLBENZENE	5.3	U	
METHYL ACETATE	5.3	U	
METHYL CYCLOHEXANE	5.3	U	
METHYL TERT-BUTYL ETHER	5.3	U	
METHYLENE CHLORIDE	5.3	U	
STYRENE	5.3	U	
TETRACHLOROETHENE	5.3	U	
TOLUENE	5.3	U	
TOTAL XYLENES	16	U	
TRANS-1,2-DICHLOROETHENE	5.3	U	
TRANS-1,3-DICHLOROPROPENE	5.3	U	
TRICHLOROETHENE	5.3	U	
TRICHLOROFLUOROMETHANE	5.3	U	
VINYL CHLORIDE	5.3	U	

nsample	TP-14-0506
samp_date	8/13/2008
lab_id	C8H150236014
qc_type	NM
units	UG/KG
Pct_Solids	76.0
DUP_OF:	

Parameter	Result	Val Qual	Qual Code
1,1,1-TRICHLOROETHANE	6.6	U	
1,1,2,2-TETRACHLOROETHANE	6.6	U	
1,1,2-TRICHLOROETHANE	6.6	U	
1,1,2-TRICHLOROTRIFLUOROETHANE	6.6	U	
1,1-DICHLOROETHANE	6.6	U	
1,1-DICHLOROETHENE	6.6	U	
1,2,4-TRICHLOROBENZENE	6.6	U	
1,2-DIBROMO-3-CHLOROPROPANE	6.6	U	
1,2-DIBROMOETHANE	6.6	U	
1,2-DICHLOROBENZENE	6.6	U	
1,2-DICHLOROETHANE	6.6	U	
1,2-DICHLOROPROPANE	6.6	U	
1,3-DICHLOROBENZENE	6.6	U	
1,4-DICHLOROBENZENE	6.6	U	
2-BUTANONE	7.8		
2-HEXANONE	6.6	U	
4-METHYL-2-PENTANONE	6.6	U	
ACETONE	31	J	C
BENZENE	6.6	U	
BROMODICHLOROMETHANE	6.6	U	
BROMOFORM	6.6	U	
BROMOMETHANE	6.6	U	
CARBON DISULFIDE	2.3	J	P
CARBON TETRACHLORIDE	6.6	U	
CHLOROBENZENE	6.6	U	
CHLORODIBROMOMETHANE	6.6	U	
CHLOROETHANE	6.6	U	
CHLOROFORM	6.6	U	
CHLOROMETHANE	6.6	U	
CIS-1,2-DICHLOROETHENE	6.6	U	
CIS-1,3-DICHLOROPROPENE	6.6	U	
CYCLOHEXANE	6.6	U	

nsample	TP-14-0506
samp_date	8/13/2008
lab_id	C8H150236014
qc_type	NM
units	UG/KG
Pct_Solids	76.0
DUP_OF:	

Parameter	Result	Val Qual	Qual Code
DICHLORODIFLUOROMETHANE	6.6	U	
ETHYLBENZENE	6.6	U	
ISOPROPYLBENZENE	6.6	U	
METHYL ACETATE	6.6	U	
METHYL CYCLOHEXANE	6.6	U	
METHYL TERT-BUTYL ETHER	6.6	U	
METHYLENE CHLORIDE	6.6	U	
STYRENE	6.6	U	
TETRACHLOROETHENE	6.6	U	
TOLUENE	6.6	U	
TOTAL XYLENES	20	U	
TRANS-1,2-DICHLOROETHENE	6.6	U	
TRANS-1,3-DICHLOROPROPENE	6.6	U	
TRICHLOROETHENE	6.6	U	
TRICHLOROFLUOROMETHANE	6.6	U	
VINYL CHLORIDE	6.6	U	

nsample	TP-15-0506	nsample	TP-15-0506	nsample	TP-16-05
samp_date	8/13/2008	samp_date	8/13/2008	samp_date	8/12/2008
lab_id	C8H150236015	lab_id	C8H150236015	lab_id	C8H150236003
qc_type	NM	qc_type	NM	qc_type	NM
units	UG/KG	units	UG/KG	units	UG/KG
Pct_Solids	70.0	Pct_Solids	70.0	Pct_Solids	69.0
DUP_OF:		DUP_OF:		DUP_OF:	

Parameter	Result	Val Qual	Qual Code
1,1,1-TRICHLOROETHANE	7.1	U	
1,1,2,2-TETRACHLOROETHANE	7.1	U	
1,1,2-TRICHLOROETHANE	7.1	U	
1,1,2-TRICHLOROTRIFLUOROETHANE	7.1	U	
1,1-DICHLOROETHANE	7.1	U	
1,1-DICHLOROETHENE	7.1	U	
1,2,4-TRICHLOROBENZENE	7.1	U	
1,2-DIBROMO-3-CHLOROPROPANE	7.1	U	
1,2-DIBROMOETHANE	7.1	U	
1,2-DICHLOROBENZENE	7.1	U	
1,2-DICHLOROETHANE	7.1	U	
1,2-DICHLOROPROPANE	7.1	U	
1,3-DICHLOROBENZENE	7.1	U	
1,4-DICHLOROBENZENE	7.1	U	
2-BUTANONE	7.1	U	
2-HEXANONE	7.1	U	
4-METHYL-2-PENTANONE	7.1	U	
ACETONE	29	U	
BENZENE	7.1	U	
BROMODICHLOROMETHANE	7.1	U	
BROMOFORM	7.1	U	
BROMOMETHANE	7.1	U	
CARBON DISULFIDE	7.1	U	
CARBON TETRACHLORIDE	7.1	U	
CHLOROBENZENE	7.1	U	
CHLORODIBROMOMETHANE	7.1	U	
CHLOROETHANE	7.1	U	
CHLOROFORM	7.1	U	
CHLOROMETHANE	7.1	U	
CIS-1,2-DICHLOROETHENE	7.1	U	
CIS-1,3-DICHLOROPROPENE	7.1	U	
CYCLOHEXANE	7.1	U	

Parameter	Result	Val Qual	Qual Code
DICHLORODIFLUOROMETHANE	7.1	U	
ETHYLBENZENE	7.1	U	
ISOPROPYLBENZENE	7.1	U	
METHYL ACETATE	7.1	U	
METHYL CYCLOHEXANE	7.1	U	
METHYL TERT-BUTYL ETHER	7.1	U	
METHYLENE CHLORIDE	7.1	U	
STYRENE	7.1	U	
TETRACHLOROETHENE	7.1	U	
TOLUENE	7.1	U	
TOTAL XYLENES	21	U	
TRANS-1,2-DICHLOROETHENE	7.1	U	
TRANS-1,3-DICHLOROPROPENE	7.1	U	
TRICHLOROETHENE	7.1	U	
TRICHLOROFLUOROMETHANE	7.1	U	
VINYL CHLORIDE	7.1	U	

Parameter	Result	Val Qual	Qual Code
1,1,1-TRICHLOROETHANE	7.2	U	
1,1,2,2-TETRACHLOROETHANE	7.2	U	
1,1,2-TRICHLOROETHANE	7.2	U	
1,1,2-TRICHLOROTRIFLUOROETHANE	7.2	U	
1,1-DICHLOROETHANE	7.2	U	
1,1-DICHLOROETHENE	7.2	U	
1,2,4-TRICHLOROBENZENE	7.2	U	
1,2-DIBROMO-3-CHLOROPROPANE	7.2	U	
1,2-DIBROMOETHANE	7.2	U	
1,2-DICHLOROBENZENE	7.2	U	
1,2-DICHLOROETHANE	7.2	U	
1,2-DICHLOROPROPANE	7.2	U	
1,3-DICHLOROBENZENE	7.2	U	
1,4-DICHLOROBENZENE	7.2	U	
2-BUTANONE	7.2	U	
2-HEXANONE	7.2	U	
4-METHYL-2-PENTANONE	7.2	U	
ACETONE	29	U	
BENZENE	7.2	U	
BROMODICHLOROMETHANE	7.2	U	
BROMOFORM	7.2	U	
BROMOMETHANE	7.2	U	
CARBON DISULFIDE	7.2	U	
CARBON TETRACHLORIDE	7.2	U	
CHLOROBENZENE	7.2	U	
CHLORODIBROMOMETHANE	7.2	U	
CHLOROETHANE	7.2	U	
CHLOROFORM	7.2	U	
CHLOROMETHANE	7.2	U	
CIS-1,2-DICHLOROETHENE	7.2	U	
CIS-1,3-DICHLOROPROPENE	7.2	U	
CYCLOHEXANE	7.2	U	

nsample	TP-16-05
samp_date	8/12/2008
lab_id	C8H150236003
qc_type	NM
units	UG/KG
Pct_Solids	69.0
DUP_OF:	

Parameter	Result	Val Qual	Qual Code
DICHLORODIFLUOROMETHANE	7.2	U	
ETHYLBENZENE	7.2	U	
ISOPROPYLBENZENE	7.2	U	
METHYL ACETATE	7.2	U	
METHYL CYCLOHEXANE	7.2	U	
METHYL TERT-BUTYL ETHER	7.2	U	
METHYLENE CHLORIDE	7.2	U	
STYRENE	2.6	J	P
TETRACHLOROETHENE	7.2	U	
TOLUENE	7.2	U	
TOTAL XYLENES	22	U	
TRANS-1,2-DICHLOROETHENE	7.2	U	
TRANS-1,3-DICHLOROPROPENE	7.2	U	
TRICHLOROETHENE	7.2	U	
TRICHLOROFLUOROMETHANE	7.2	U	
VINYL CHLORIDE	7.2	U	

nsample	TP-17-0506
samp_date	8/14/2008
lab_id	C8H150236020
qc_type	NM
units	UG/KG
Pct_Solids	57.0
DUP_OF:	

Parameter	Result	Val Qual	Qual Code
1,1,1-TRICHLOROETHANE	8.8	U	
1,1,2,2-TETRACHLOROETHANE	8.8	U	
1,1,2-TRICHLOROETHANE	8.8	U	
1,1,2-TRICHLOROTRIFLUOROETHANE	8.8	U	
1,1-DICHLOROETHANE	8.8	U	
1,1-DICHLOROETHENE	8.8	U	
1,2,4-TRICHLOROBENZENE	8.8	U	
1,2-DIBROMO-3-CHLOROPROPANE	8.8	U	
1,2-DIBROMOETHANE	8.8	U	
1,2-DICHLOROBENZENE	8.8	U	
1,2-DICHLOROETHANE	8.8	U	
1,2-DICHLOROPROPANE	8.8	U	
1,3-DICHLOROBENZENE	8.8	U	
1,4-DICHLOROBENZENE	8.8	U	
2-BUTANONE	8.8	U	
2-HEXANONE	8.8	U	
4-METHYL-2-PENTANONE	8.8	U	
ACETONE	36	J	C
BENZENE	8.8	U	
BROMODICHLOROMETHANE	8.8	U	
BROMOFORM	8.8	U	
BROMOMETHANE	8.8	U	
CARBON DISULFIDE	3.5	J	P
CARBON TETRACHLORIDE	8.8	U	
CHLOROBENZENE	8.8	U	
CHLORODIBROMOMETHANE	8.8	U	
CHLOROETHANE	8.8	U	
CHLOROFORM	8.8	U	
CHLOROMETHANE	8.8	U	
CIS-1,2-DICHLOROETHENE	8.8	U	
CIS-1,3-DICHLOROPROPENE	8.8	U	
CYCLOHEXANE	8.8	U	

nsample	TP-17-0506
samp_date	8/14/2008
lab_id	C8H150236020
qc_type	NM
units	UG/KG
Pct_Solids	57.0
DUP_OF:	

Parameter	Result	Val Qual	Qual Code
DICHLORODIFLUOROMETHANE	8.8	U	
ETHYLBENZENE	8.8	U	
ISOPROPYLBENZENE	8.8	U	
METHYL ACETATE	8.8	U	
METHYL CYCLOHEXANE	8.8	U	
METHYL TERT-BUTYL ETHER	8.8	U	
METHYLENE CHLORIDE	8.8	U	
STYRENE	8.8	U	
TETRACHLOROETHENE	8.8	U	
TOLUENE	8.8	U	
TOTAL XYLENES	26	U	
TRANS-1,2-DICHLOROETHENE	8.8	U	
TRANS-1,3-DICHLOROPROPENE	8.8	U	
TRICHLOROETHENE	8.8	U	
TRICHLOROFLUOROMETHANE	8.8	U	
VINYL CHLORIDE	8.8	U	

PROJ_NO: 01659

SDG: C8H150236 MEDIA: SOIL DATA FRACTION: OV

nsample	TP-18-0607	nsample	TP-18-0607	nsample	TP-19-0506
samp_date	8/14/2008	samp_date	8/14/2008	samp_date	8/13/2008
lab_id	C8H150236017	lab_id	C8H150236017	lab_id	C8H150236010
qc_type	NM	qc_type	NM	qc_type	NM
units	UG/KG	units	UG/KG	units	UG/KG
Pct_Solids	64.0	Pct_Solids	64.0	Pct_Solids	91.9
DUP_OF:		DUP_OF:		DUP_OF:	

Parameter	Result	Val Qual	Qual Code
1,1,1-TRICHLOROETHANE	7.8	U	
1,1,2,2-TETRACHLOROETHANE	7.8	U	
1,1,2-TRICHLOROETHANE	7.8	U	
1,1,2-TRICHLOROTRIFLUOROETHANE	7.8	U	
1,1-DICHLOROETHANE	7.8	U	
1,1-DICHLOROETHENE	7.8	U	
1,2,4-TRICHLOROBENZENE	7.8	U	
1,2-DIBROMO-3-CHLOROPROPANE	7.8	U	
1,2-DIBROMOETHANE	7.8	U	
1,2-DICHLOROBENZENE	7.8	U	
1,2-DICHLOROETHANE	7.8	U	
1,2-DICHLOROPROPANE	7.8	U	
1,3-DICHLOROBENZENE	7.8	U	
1,4-DICHLOROBENZENE	7.8	U	
2-BUTANONE	13		
2-HEXANONE	7.8	U	
4-METHYL-2-PENTANONE	7.8	U	
ACETONE	77	J	C
BENZENE	7.8	U	
BROMODICHLOROMETHANE	7.8	U	
BROMOFORM	7.8	U	
BROMOMETHANE	7.8	U	
CARBON DISULFIDE	8.4		
CARBON TETRACHLORIDE	7.8	U	
CHLOROBENZENE	7.8	U	
CHLORODIBROMOMETHANE	7.8	U	
CHLOROETHANE	7.8	U	
CHLOROFORM	7.8	U	
CHLOROMETHANE	7.8	U	
CIS-1,2-DICHLOROETHENE	7.8	U	
CIS-1,3-DICHLOROPROPENE	7.8	U	
CYCLOHEXANE	7.8	U	

Parameter	Result	Val Qual	Qual Code
DICHLORODIFLUOROMETHANE	7.8	U	
ETHYLBENZENE	7.8	U	
ISOPROPYLBENZENE	7.8	U	
METHYL ACETATE	7.8	U	
METHYL CYCLOHEXANE	7.8	U	
METHYL TERT-BUTYL ETHER	7.8	U	
METHYLENE CHLORIDE	1.1	J	P
STYRENE	7.8	U	
TETRACHLOROETHENE	7.8	U	
TOLUENE	7.8	U	
TOTAL XYLENES	23	U	
TRANS-1,2-DICHLOROETHENE	7.8	U	
TRANS-1,3-DICHLOROPROPENE	7.8	U	
TRICHLOROETHENE	7.8	U	
TRICHLOROFLUOROMETHANE	7.8	U	
VINYL CHLORIDE	7.8	U	

Parameter	Result	Val Qual	Qual Code
1,1,1-TRICHLOROETHANE	5.4	U	
1,1,2,2-TETRACHLOROETHANE	5.4	U	
1,1,2-TRICHLOROETHANE	5.4	U	
1,1,2-TRICHLOROTRIFLUOROETHANE	5.4	U	
1,1-DICHLOROETHANE	5.4	U	
1,1-DICHLOROETHENE	5.4	U	
1,2,4-TRICHLOROBENZENE	5.4	U	
1,2-DIBROMO-3-CHLOROPROPANE	5.4	U	
1,2-DIBROMOETHANE	5.4	U	
1,2-DICHLOROBENZENE	5.4	U	
1,2-DICHLOROETHANE	5.4	U	
1,2-DICHLOROPROPANE	5.4	U	
1,3-DICHLOROBENZENE	5.4	U	
1,4-DICHLOROBENZENE	5.4	U	
2-BUTANONE	5.4	U	
2-HEXANONE	5.4	U	
4-METHYL-2-PENTANONE	5.4	U	
ACETONE	22	U	
BENZENE	5.4	U	
BROMODICHLOROMETHANE	5.4	U	
BROMOFORM	5.4	U	
BROMOMETHANE	5.4	U	
CARBON DISULFIDE	5.4	U	
CARBON TETRACHLORIDE	5.4	U	
CHLOROBENZENE	5.4	U	
CHLORODIBROMOMETHANE	5.4	U	
CHLOROETHANE	5.4	U	
CHLOROFORM	5.4	U	
CHLOROMETHANE	5.4	U	
CIS-1,2-DICHLOROETHENE	5.4	U	
CIS-1,3-DICHLOROPROPENE	5.4	U	
CYCLOHEXANE	5.4	U	

PROJ_NO: 01659

SDG: C8H150236 MEDIA: SOIL DATA FRACTION: OV

nsample	TP-19-0506
samp_date	8/13/2008
lab_id	C8H150236010
qc_type	NM
units	UG/KG
Pct_Solids	91.9
DUP_OF:	

Parameter	Result	Val Qual	Qual Code
DICHLORODIFLUOROMETHANE	5.4	U	
ETHYLBENZENE	5.4	U	
ISOPROPYLBENZENE	5.4	U	
METHYL ACETATE	5.4	U	
METHYL CYCLOHEXANE	5.4	U	
METHYL TERT-BUTYL ETHER	5.4	U	
METHYLENE CHLORIDE	5.4	U	
STYRENE	5.4	U	
TETRACHLOROETHENE	5.4	U	
TOLUENE	5.4	U	
TOTAL XYLENES	16	U	
TRANS-1,2-DICHLOROETHENE	5.4	U	
TRANS-1,3-DICHLOROPROPENE	5.4	U	
TRICHLOROETHENE	5.4	U	
TRICHLOROFLUOROMETHANE	5.4	U	
VINYL CHLORIDE	5.4	U	

nsample	TP-20-0506
samp_date	8/13/2008
lab_id	C8H150236008
qc_type	NM
units	UG/KG
Pct_Solids	92.6
DUP_OF:	

Parameter	Result	Val Qual	Qual Code
1,1,1-TRICHLOROETHANE	5.4	U	
1,1,2,2-TETRACHLOROETHANE	5.4	U	
1,1,2-TRICHLOROETHANE	5.4	U	
1,1,2-TRICHLOROTRIFLUOROETHANE	5.4	U	
1,1-DICHLOROETHANE	5.4	U	
1,1-DICHLOROETHENE	5.4	U	
1,2,4-TRICHLOROBENZENE	5.4	U	
1,2-DIBROMO-3-CHLOROPROPANE	5.4	U	
1,2-DIBROMOETHANE	5.4	U	
1,2-DICHLOROBENZENE	5.4	U	
1,2-DICHLOROETHANE	5.4	U	
1,2-DICHLOROPROPANE	5.4	U	
1,3-DICHLOROBENZENE	5.4	U	
1,4-DICHLOROBENZENE	5.4	U	
2-BUTANONE	5.4	U	
2-HEXANONE	5.4	U	
4-METHYL-2-PENTANONE	5.4	U	
ACETONE	22	U	
BENZENE	5.4	U	
BROMODICHLOROMETHANE	5.4	U	
BROMOFORM	5.4	U	
BROMOMETHANE	5.4	U	
CARBON DISULFIDE	5.4	U	
CARBON TETRACHLORIDE	5.4	U	
CHLOROBENZENE	5.4	U	
CHLORODIBROMOMETHANE	5.4	U	
CHLOROETHANE	5.4	U	
CHLOROFORM	5.4	U	
CHLOROMETHANE	5.4	U	
CIS-1,2-DICHLOROETHENE	5.4	U	
CIS-1,3-DICHLOROPROPENE	5.4	U	
CYCLOHEXANE	5.4	U	

nsample	TP-20-0506
samp_date	8/13/2008
lab_id	C8H150236008
qc_type	NM
units	UG/KG
Pct_Solids	92.6
DUP_OF:	

Parameter	Result	Val Qual	Qual Code
DICHLORODIFLUOROMETHANE	5.4	U	
ETHYLBENZENE	5.4	U	
ISOPROPYLBENZENE	5.4	U	
METHYL ACETATE	5.4	U	
METHYL CYCLOHEXANE	5.4	U	
METHYL TERT-BUTYL ETHER	5.4	U	
METHYLENE CHLORIDE	5.4	U	
STYRENE	5.4	U	
TETRACHLOROETHENE	5.4	U	
TOLUENE	5.4	U	
TOTAL XYLENES	16	U	
TRANS-1,2-DICHLOROETHENE	5.4	U	
TRANS-1,3-DICHLOROPROPENE	5.4	U	
TRICHLOROETHENE	5.4	U	
TRICHLOROFLUOROMETHANE	5.4	U	
VINYL CHLORIDE	5.4	U	

PROJ_NO: 01659

SDG: C8H150236 MEDIA: SOIL DATA FRACTION: OV

nsample	TP-2-0708
samp_date	8/14/2008
lab_id	C8H150236016
qc_type	NM
units	UG/KG
Pct_Solids	55.0
DUP_OF:	

Parameter	Result	Val Qual	Qual Code
1,1,1-TRICHLOROETHANE	9.2	U	
1,1,2,2-TETRACHLOROETHANE	9.2	U	
1,1,2-TRICHLOROETHANE	9.2	U	
1,1,2-TRICHLOROTRIFLUOROETHANE	9.2	U	
1,1-DICHLOROETHANE	9.2	U	
1,1-DICHLOROETHENE	9.2	U	
1,2,4-TRICHLOROBENZENE	9.2	U	
1,2-DIBROMO-3-CHLOROPROPANE	9.2	U	
1,2-DIBROMOETHANE	9.2	U	
1,2-DICHLOROBENZENE	9.2	U	
1,2-DICHLOROETHANE	9.2	U	
1,2-DICHLOROPROPANE	9.2	U	
1,3-DICHLOROBENZENE	9.2	U	
1,4-DICHLOROBENZENE	9.2	U	
2-BUTANONE	9.2	U	
2-HEXANONE	9.2	U	
4-METHYL-2-PENTANONE	9.2	U	
ACETONE	17	J	CP
BENZENE	9.2	U	
BROMODICHLOROMETHANE	9.2	U	
BROMOFORM	9.2	U	
BROMOMETHANE	9.2	U	
CARBON DISULFIDE	9.2	U	
CARBON TETRACHLORIDE	9.2	U	
CHLOROBENZENE	9.2	U	
CHLORODIBROMOMETHANE	9.2	U	
CHLOROETHANE	9.2	U	
CHLOROFORM	9.2	U	
CHLOROMETHANE	9.2	U	
CIS-1,2-DICHLOROETHENE	9.2	U	
CIS-1,3-DICHLOROPROPENE	9.2	U	
CYCLOHEXANE	9.2	U	

nsample	TP-2-0708
samp_date	8/14/2008
lab_id	C8H150236016
qc_type	NM
units	UG/KG
Pct_Solids	55.0
DUP_OF:	

Parameter	Result	Val Qual	Qual Code
DICHLORODIFLUOROMETHANE	9.2	U	
ETHYLBENZENE	9.2	U	
ISOPROPYLBENZENE	9.2	U	
METHYL ACETATE	9.2	U	
METHYL CYCLOHEXANE	9.2	U	
METHYL TERT-BUTYL ETHER	9.2	U	
METHYLENE CHLORIDE	9.2	U	
STYRENE	9.2	U	
TETRACHLOROETHENE	9.2	U	
TOLUENE	9.2	U	
TOTAL XYLENES	28	U	
TRANS-1,2-DICHLOROETHENE	9.2	U	
TRANS-1,3-DICHLOROPROPENE	9.2	U	
TRICHLOROETHENE	9.2	U	
TRICHLOROFLUOROMETHANE	9.2	U	
VINYL CHLORIDE	9.2	U	

nsample	TP-3-0506
samp_date	8/13/2008
lab_id	C8H150236012
qc_type	NM
units	UG/KG
Pct_Solids	86.0
DUP_OF:	

Parameter	Result	Val Qual	Qual Code
1,1,1-TRICHLOROETHANE	5.8	U	
1,1,2,2-TETRACHLOROETHANE	5.8	U	
1,1,2-TRICHLOROETHANE	5.8	U	
1,1,2-TRICHLOROTRIFLUOROETHANE	5.8	U	
1,1-DICHLOROETHANE	5.8	U	
1,1-DICHLOROETHENE	5.8	U	
1,2,4-TRICHLOROBENZENE	5.8	U	
1,2-DIBROMO-3-CHLOROPROPANE	5.8	U	
1,2-DIBROMOETHANE	5.8	U	
1,2-DICHLOROBENZENE	5.8	U	
1,2-DICHLOROETHANE	5.8	U	
1,2-DICHLOROPROPANE	5.8	U	
1,3-DICHLOROBENZENE	5.8	U	
1,4-DICHLOROBENZENE	5.8	U	
2-BUTANONE	5.8	U	
2-HEXANONE	5.8	U	
4-METHYL-2-PENTANONE	5.8	U	
ACETONE	23	U	
BENZENE	5.8	U	
BROMODICHLOROMETHANE	5.8	U	
BROMOFORM	5.8	U	
BROMOMETHANE	5.8	U	
CARBON DISULFIDE	5.8	U	
CARBON TETRACHLORIDE	5.8	U	
CHLOROBENZENE	5.8	U	
CHLORODIBROMOMETHANE	5.8	U	
CHLOROETHANE	5.8	U	
CHLOROFORM	5.8	U	
CHLOROMETHANE	5.8	U	
CIS-1,2-DICHLOROETHENE	5.8	U	
CIS-1,3-DICHLOROPROPENE	5.8	U	
CYCLOHEXANE	5.8	U	

PROJ_NO: 01659

SDG: C8H150236 MEDIA: SOIL DATA FRACTION: OV

nsample	TP-3-0506
samp_date	8/13/2008
lab_id	C8H150236012
qc_type	NM
units	UG/KG
Pct_Solids	86.0
DUP_OF:	

Parameter	Result	Val Qual	Qual Code
DICHLORODIFLUOROMETHANE	5.8	U	
ETHYLBENZENE	5.8	U	
ISOPROPYLBENZENE	5.8	U	
METHYL ACETATE	5.8	U	
METHYL CYCLOHEXANE	5.8	U	
METHYL TERT-BUTYL ETHER	5.8	U	
METHYLENE CHLORIDE	0.8	J	P
STYRENE	5.8	U	
TETRACHLOROETHENE	5.8	U	
TOLUENE	5.8	U	
TOTAL XYLENES	18	U	
TRANS-1,2-DICHLOROETHENE	5.8	U	
TRANS-1,3-DICHLOROPROPENE	5.8	U	
TRICHLOROETHENE	5.8	U	
TRICHLOROFLUOROMETHANE	5.8	U	
VINYL CHLORIDE	5.8	U	

nsample	TP-4-0506
samp_date	8/14/2008
lab_id	C8H150236019
qc_type	NM
units	UG/KG
Pct_Solids	53.0
DUP_OF:	

Parameter	Result	Val Qual	Qual Code
1,1,1-TRICHLOROETHANE	9.4	U	
1,1,2,2-TETRACHLOROETHANE	9.4	U	
1,1,2-TRICHLOROETHANE	9.4	U	
1,1,2-TRICHLOROTRIFLUOROETHANE	9.4	U	
1,1-DICHLOROETHANE	9.4	U	
1,1-DICHLOROETHENE	9.4	U	
1,2,4-TRICHLOROBENZENE	9.4	U	
1,2-DIBROMO-3-CHLOROPROPANE	9.4	U	
1,2-DIBROMOETHANE	9.4	U	
1,2-DICHLOROBENZENE	9.4	U	
1,2-DICHLOROETHANE	9.4	U	
1,2-DICHLOROPROPANE	9.4	U	
1,3-DICHLOROBENZENE	9.4	U	
1,4-DICHLOROBENZENE	9.4	U	
2-BUTANONE	8.3	J	P
2-HEXANONE	9.4	U	
4-METHYL-2-PENTANONE	9.4	U	
ACETONE	37	J	CP
BENZENE	9.4	U	
BROMODICHLOROMETHANE	9.4	U	
BROMOFORM	9.4	U	
BROMOMETHANE	9.4	U	
CARBON DISULFIDE	9.4	U	
CARBON TETRACHLORIDE	9.4	U	
CHLOROBENZENE	9.4	U	
CHLORODIBROMOMETHANE	9.4	U	
CHLOROETHANE	9.4	U	
CHLOROFORM	9.4	U	
CHLOROMETHANE	9.4	U	
CIS-1,2-DICHLOROETHENE	9.4	U	
CIS-1,3-DICHLOROPROPENE	9.4	U	
CYCLOHEXANE	9.4	U	

nsample	TP-4-0506
samp_date	8/14/2008
lab_id	C8H150236019
qc_type	NM
units	UG/KG
Pct_Solids	53.0
DUP_OF:	

Parameter	Result	Val Qual	Qual Code
DICHLORODIFLUOROMETHANE	9.4	U	
ETHYLBENZENE	9.4	U	
ISOPROPYLBENZENE	9.4	U	
METHYL ACETATE	9.4	U	
METHYL CYCLOHEXANE	9.4	U	
METHYL TERT-BUTYL ETHER	9.4	U	
METHYLENE CHLORIDE	9.4	U	
STYRENE	9.4	U	
TETRACHLOROETHENE	9.4	U	
TOLUENE	9.4	U	
TOTAL XYLENES	28	U	
TRANS-1,2-DICHLOROETHENE	9.4	U	
TRANS-1,3-DICHLOROPROPENE	9.4	U	
TRICHLOROETHENE	9.4	U	
TRICHLOROFLUOROMETHANE	9.4	U	
VINYL CHLORIDE	9.4	U	

PROJ_NO: 01659

SDG: C8H150236 MEDIA: SOIL DATA FRACTION: OV

nsample	TP-5-06
samp_date	8/12/2008
lab_id	C8H150236002
qc_type	NM
units	UG/KG
Pct_Solids	63.0
DUP_OF:	

Parameter	Result	Val Qual	Qual Code
1,1,1-TRICHLOROETHANE	8	U	
1,1,2,2-TETRACHLOROETHANE	8	U	
1,1,2-TRICHLOROETHANE	8	U	
1,1,2-TRICHLOROTRIFLUOROETHANE	8	U	
1,1-DICHLOROETHANE	8	U	
1,1-DICHLOROETHENE	8	U	
1,2,4-TRICHLOROBENZENE	8	U	
1,2-DIBROMO-3-CHLOROPROPANE	8	U	
1,2-DIBROMOETHANE	8	U	
1,2-DICHLOROBENZENE	8	U	
1,2-DICHLOROETHANE	8	U	
1,2-DICHLOROPROPANE	8	U	
1,3-DICHLOROBENZENE	8	U	
1,4-DICHLOROBENZENE	8	U	
2-BUTANONE	19		
2-HEXANONE	8	U	
4-METHYL-2-PENTANONE	8	U	
ACETONE	110	J	C
BENZENE	8	U	
BROMODICHLOROMETHANE	8	U	
BROMOFORM	8	U	
BROMOMETHANE	8	U	
CARBON DISULFIDE	5.1	J	P
CARBON TETRACHLORIDE	8	U	
CHLOROBENZENE	8	U	
CHLORODIBROMOMETHANE	8	U	
CHLOROETHANE	8	U	
CHLOROFORM	8	U	
CHLOROMETHANE	8	U	
CIS-1,2-DICHLOROETHENE	8	U	
CIS-1,3-DICHLOROPROPENE	8	U	
CYCLOHEXANE	8	U	

nsample	TP-5-06
samp_date	8/12/2008
lab_id	C8H150236002
qc_type	NM
units	UG/KG
Pct_Solids	63.0
DUP_OF:	

Parameter	Result	Val Qual	Qual Code
DICHLORODIFLUOROMETHANE	8	U	
ETHYLBENZENE	8	U	
ISOPROPYLBENZENE	8	U	
METHYL ACETATE	8	U	
METHYL CYCLOHEXANE	8	U	
METHYL TERT-BUTYL ETHER	8	U	
METHYLENE CHLORIDE	8	U	
STYRENE	8	U	
TETRACHLOROETHENE	8	U	
TOLUENE	8	U	
TOTAL XYLENES	24	U	
TRANS-1,2-DICHLOROETHENE	8	U	
TRANS-1,3-DICHLOROPROPENE	8	U	
TRICHLOROETHENE	8	U	
TRICHLOROFLUOROMETHANE	8	U	
VINYL CHLORIDE	8	U	

nsample	TP-6-0506
samp_date	8/13/2008
lab_id	C8H150236011
qc_type	NM
units	UG/KG
Pct_Solids	67.0
DUP_OF:	

Parameter	Result	Val Qual	Qual Code
1,1,1-TRICHLOROETHANE	7.5	U	
1,1,2,2-TETRACHLOROETHANE	7.5	U	
1,1,2-TRICHLOROETHANE	7.5	U	
1,1,2-TRICHLOROTRIFLUOROETHANE	7.5	U	
1,1-DICHLOROETHANE	7.5	U	
1,1-DICHLOROETHENE	7.5	U	
1,2,4-TRICHLOROBENZENE	7.5	U	
1,2-DIBROMO-3-CHLOROPROPANE	7.5	U	
1,2-DIBROMOETHANE	7.5	U	
1,2-DICHLOROBENZENE	7.5	U	
1,2-DICHLOROETHANE	7.5	U	
1,2-DICHLOROPROPANE	7.5	U	
1,3-DICHLOROBENZENE	7.5	U	
1,4-DICHLOROBENZENE	7.5	U	
2-BUTANONE	7.5	U	
2-HEXANONE	7.5	U	
4-METHYL-2-PENTANONE	7.5	U	
ACETONE	30	U	
BENZENE	7.5	U	
BROMODICHLOROMETHANE	7.5	U	
BROMOFORM	7.5	U	
BROMOMETHANE	7.5	U	
CARBON DISULFIDE	7.5	U	
CARBON TETRACHLORIDE	7.5	U	
CHLOROBENZENE	7.5	U	
CHLORODIBROMOMETHANE	7.5	U	
CHLOROETHANE	7.5	U	
CHLOROFORM	7.5	U	
CHLOROMETHANE	7.5	U	
CIS-1,2-DICHLOROETHENE	7.5	U	
CIS-1,3-DICHLOROPROPENE	7.5	U	
CYCLOHEXANE	7.5	U	

PROJ_NO: 01659

SDG: C8H150236 MEDIA: SOIL DATA FRACTION: OV

nsample	TP-6-0506
samp_date	8/13/2008
lab_id	C8H150236011
qc_type	NM
units	UG/KG
Pct_Solids	67.0
DUP_OF:	

Parameter	Result	Val Qual	Qual Code
DICHLORODIFLUOROMETHANE	7.5	U	
ETHYLBENZENE	7.5	U	
ISOPROPYLBENZENE	7.5	U	
METHYL ACETATE	7.5	U	
METHYL CYCLOHEXANE	7.5	U	
METHYL TERT-BUTYL ETHER	7.5	U	
METHYLENE CHLORIDE	7.5	U	
STYRENE	7.5	U	
TETRACHLOROETHENE	7.5	U	
TOLUENE	7.5	U	
TOTAL XYLENES	23	U	
TRANS-1,2-DICHLOROETHENE	7.5	U	
TRANS-1,3-DICHLOROPROPENE	7.5	U	
TRICHLOROETHENE	7.5	U	
TRICHLOROFLUOROMETHANE	7.5	U	
VINYL CHLORIDE	7.5	U	

nsample	TP-7-0506
samp_date	8/13/2008
lab_id	C8H150236007
qc_type	NM
units	UG/KG
Pct_Solids	67.0
DUP_OF:	

Parameter	Result	Val Qual	Qual Code
1,1,1-TRICHLOROETHANE	7.5	U	
1,1,2,2-TETRACHLOROETHANE	7.5	U	
1,1,2-TRICHLOROETHANE	7.5	U	
1,1,2-TRICHLOROTRIFLUOROETHANE	7.5	U	
1,1-DICHLOROETHANE	7.5	U	
1,1-DICHLOROETHENE	7.5	U	
1,2,4-TRICHLOROBENZENE	7.5	U	
1,2-DIBROMO-3-CHLOROPROPANE	7.5	U	
1,2-DIBROMOETHANE	7.5	U	
1,2-DICHLOROBENZENE	7.5	U	
1,2-DICHLOROETHANE	7.5	U	
1,2-DICHLOROPROPANE	7.5	U	
1,3-DICHLOROBENZENE	7.5	U	
1,4-DICHLOROBENZENE	7.5	U	
2-BUTANONE	11		
2-HEXANONE	7.5	U	
4-METHYL-2-PENTANONE	7.5	U	
ACETONE	26	J	CP
BENZENE	7.5	U	
BROMODICHLOROMETHANE	7.5	U	
BROMOFORM	7.5	U	
BROMOMETHANE	7.5	U	
CARBON DISULFIDE	7.5	U	
CARBON TETRACHLORIDE	7.5	U	
CHLOROBENZENE	7.5	U	
CHLORODIBROMOMETHANE	7.5	U	
CHLOROETHANE	7.5	U	
CHLOROFORM	7.5	U	
CHLOROMETHANE	7.5	U	
CIS-1,2-DICHLOROETHENE	7.5	U	
CIS-1,3-DICHLOROPROPENE	7.5	U	
CYCLOHEXANE	7.5	U	

nsample	TP-7-0506
samp_date	8/13/2008
lab_id	C8H150236007
qc_type	NM
units	UG/KG
Pct_Solids	67.0
DUP_OF:	

Parameter	Result	Val Qual	Qual Code
DICHLORODIFLUOROMETHANE	7.5	U	
ETHYLBENZENE	7.5	U	
ISOPROPYLBENZENE	7.5	U	
METHYL ACETATE	7.5	U	
METHYL CYCLOHEXANE	7.5	U	
METHYL TERT-BUTYL ETHER	7.5	U	
METHYLENE CHLORIDE	7.5	U	
STYRENE	7.5	U	
TETRACHLOROETHENE	7.5	U	
TOLUENE	7.5	U	
TOTAL XYLENES	22	U	
TRANS-1,2-DICHLOROETHENE	7.5	U	
TRANS-1,3-DICHLOROPROPENE	7.5	U	
TRICHLOROETHENE	7.5	U	
TRICHLOROFLUOROMETHANE	7.5	U	
VINYL CHLORIDE	7.5	U	

PROJ_NO: 01659

SDG: C8H150236 MEDIA: SOIL DATA FRACTION: OV

nsample	TP-8-0506	nsample	TP-8-0506	nsample	TP-9-0405
samp_date	8/13/2008	samp_date	8/13/2008	samp_date	8/12/2008
lab_id	C8H150236009	lab_id	C8H150236009	lab_id	C8H150236005
qc_type	NM	qc_type	NM	qc_type	NM
units	UG/KG	units	UG/KG	units	UG/KG
Pct_Solids	98.0	Pct_Solids	98.0	Pct_Solids	90.4
DUP_OF:		DUP_OF:		DUP_OF:	

Parameter	Result	Val Qual	Qual Code
1,1,1-TRICHLOROETHANE	5.1	U	
1,1,2,2-TETRACHLOROETHANE	5.1	U	
1,1,2-TRICHLOROETHANE	5.1	U	
1,1,2-TRICHLOROTRIFLUOROETHANE	5.1	U	
1,1-DICHLOROETHANE	5.1	U	
1,1-DICHLOROETHENE	5.1	U	
1,2,4-TRICHLOROBENZENE	5.1	U	
1,2-DIBROMO-3-CHLOROPROPANE	5.1	U	
1,2-DIBROMOETHANE	5.1	U	
1,2-DICHLOROBENZENE	5.1	U	
1,2-DICHLOROETHANE	5.1	U	
1,2-DICHLOROPROPANE	5.1	U	
1,3-DICHLOROBENZENE	5.1	U	
1,4-DICHLOROBENZENE	5.1	U	
2-BUTANONE	5.1	U	
2-HEXANONE	5.1	U	
4-METHYL-2-PENTANONE	5.1	U	
ACETONE	20	U	
BENZENE	5.1	U	
BROMODICHLOROMETHANE	5.1	U	
BROMOFORM	5.1	U	
BROMOMETHANE	5.1	U	
CARBON DISULFIDE	5.1	U	
CARBON TETRACHLORIDE	5.1	U	
CHLOROBENZENE	5.1	U	
CHLORODIBROMOMETHANE	5.1	U	
CHLOROETHANE	5.1	U	
CHLOROFORM	5.1	U	
CHLOROMETHANE	5.1	U	
CIS-1,2-DICHLOROETHENE	5.1	U	
CIS-1,3-DICHLOROPROPENE	5.1	U	
CYCLOHEXANE	5.1	U	

Parameter	Result	Val Qual	Qual Code
DICHLORODIFLUOROMETHANE	5.1	U	
ETHYLBENZENE	5.1	U	
ISOPROPYLBENZENE	5.1	U	
METHYL ACETATE	5.1	U	
METHYL CYCLOHEXANE	5.1	U	
METHYL TERT-BUTYL ETHER	5.1	U	
METHYLENE CHLORIDE	5.1	U	
STYRENE	5.1	U	
TETRACHLOROETHENE	5.1	U	
TOLUENE	5.1	U	
TOTAL XYLENES	15	U	
TRANS-1,2-DICHLOROETHENE	5.1	U	
TRANS-1,3-DICHLOROPROPENE	5.1	U	
TRICHLOROETHENE	5.1	U	
TRICHLOROFLUOROMETHANE	5.1	U	
VINYL CHLORIDE	5.1	U	

Parameter	Result	Val Qual	Qual Code
1,1,1-TRICHLOROETHANE	5.5	U	
1,1,2,2-TETRACHLOROETHANE	5.5	U	
1,1,2-TRICHLOROETHANE	5.5	U	
1,1,2-TRICHLOROTRIFLUOROETHANE	5.5	U	
1,1-DICHLOROETHANE	5.5	U	
1,1-DICHLOROETHENE	5.5	U	
1,2,4-TRICHLOROBENZENE	5.5	U	
1,2-DIBROMO-3-CHLOROPROPANE	5.5	U	
1,2-DIBROMOETHANE	5.5	U	
1,2-DICHLOROBENZENE	5.5	U	
1,2-DICHLOROETHANE	5.5	U	
1,2-DICHLOROPROPANE	5.5	U	
1,3-DICHLOROBENZENE	5.5	U	
1,4-DICHLOROBENZENE	5.5	U	
2-BUTANONE	5.5	U	
2-HEXANONE	5.5	U	
4-METHYL-2-PENTANONE	5.5	U	
ACETONE	22	U	
BENZENE	5.5	U	
BROMODICHLOROMETHANE	5.5	U	
BROMOFORM	5.5	U	
BROMOMETHANE	5.5	U	
CARBON DISULFIDE	5.5	U	
CARBON TETRACHLORIDE	5.5	U	
CHLOROBENZENE	5.5	U	
CHLORODIBROMOMETHANE	5.5	U	
CHLOROETHANE	5.5	U	
CHLOROFORM	5.5	U	
CHLOROMETHANE	5.5	U	
CIS-1,2-DICHLOROETHENE	5.5	U	
CIS-1,3-DICHLOROPROPENE	5.5	U	
CYCLOHEXANE	5.5	U	

PROJ_NO: 01659

SDG: C8H150236 MEDIA: SOIL DATA FRACTION: OV

nsample	TP-9-0405
samp_date	8/12/2008
lab_id	C8H150236005
qc_type	NM
units	UG/KG
Pct_Solids	90.4
DUP_OF:	

Parameter	Result	Val Qual	Qual Code
DICHLORODIFLUOROMETHANE	5.5	U	
ETHYLBENZENE	5.5	U	
ISOPROPYLBENZENE	5.5	U	
METHYL ACETATE	5.5	U	
METHYL CYCLOHEXANE	5.5	U	
METHYL TERT-BUTYL ETHER	5.5	U	
METHYLENE CHLORIDE	5.5	U	
STYRENE	5.5	U	
TETRACHLOROETHENE	5.5	U	
TOLUENE	5.5	U	
TOTAL XYLENES	17	U	
TRANS-1,2-DICHLOROETHENE	5.5	U	
TRANS-1,3-DICHLOROPROPENE	5.5	U	
TRICHLOROETHENE	5.5	U	
TRICHLOROFLUOROMETHANE	5.5	U	
VINYL CHLORIDE	5.5	U	

PROJ_NO: 01659

SDG: C8H150236 MEDIA: SOIL DATA FRACTION: OS

nsample	TP-10-0506
samp_date	8/12/2008
lab_id	C8H150236004
qc_type	NM
units	UG/KG
Pct_Solids	70.0
DUP_OF:	

Parameter	Result	Val Qual	Qual Code
1,1-BIPHENYL	460	U	
2,2'-OXYBIS(1-CHLOROPROPANE)	460	U	
2,4,5-TRICHLOROPHENOL	460	U	
2,4,6-TRICHLOROPHENOL	460	U	
2,4-DICHLOROPHENOL	460	U	
2,4-DIMETHYLPHENOL	460	U	
2,4-DINITROPHENOL	2200	U	
2,4-DINITROTOLUENE	460	U	
2,6-DINITROTOLUENE	460	U	
2-CHLORONAPHTHALENE	460	U	
2-CHLOROPHENOL	460	U	
2-METHYLNAPHTHALENE	460	U	
2-METHYLPHENOL	460	U	
2-NITROANILINE	2200	U	
2-NITROPHENOL	460	U	
3,3'-DICHLOROBENZIDINE	2200	U	
3-NITROANILINE	2200	U	
4,6-DINITRO-2-METHYLPHENOL	2200	U	
4-BROMOPHENYL PHENYL ETHER	460	U	
4-CHLORO-3-METHYLPHENOL	460	U	
4-CHLOROANILINE	460	U	
4-CHLOROPHENYL PHENYL ETHER	460	U	
4-METHYLPHENOL	460	U	
4-NITROANILINE	2200	U	
4-NITROPHENOL	2200	U	
ACENAPHTHENE	460	U	
ACENAPHTHYLENE	460	U	
ACETOPHENONE	460	U	
ANTHRACENE	460	U	
ATRAZINE	460	U	
BENZALDEHYDE	460	U	
BENZO(A)ANTHRACENE	460	U	

nsample	TP-10-0506
samp_date	8/12/2008
lab_id	C8H150236004
qc_type	NM
units	UG/KG
Pct_Solids	70.0
DUP_OF:	

Parameter	Result	Val Qual	Qual Code
BENZO(A)PYRENE	460	U	
BENZO(B)FLUORANTHENE	460	U	
BENZO(G,H,I)PERYLENE	460	U	
BENZO(K)FLUORANTHENE	460	U	
BIS(2-CHLOROETHOXY)METHANE	460	U	
BIS(2-CHLOROETHYL)ETHER	460	U	
BIS(2-ETHYLHEXYL)PHTHALATE	460	U	
BUTYL BENZYL PHTHALATE	460	U	
CAPROLACTAM	460	U	
CARBAZOLE	460	U	
CHRYSENE	460	U	
DIBENZO(A,H)ANTHRACENE	460	U	
DIBENZOFURAN	460	U	
DIETHYL PHTHALATE	460	U	
DIMETHYL PHTHALATE	460	U	
DI-N-BUTYL PHTHALATE	460	U	
DI-N-OCTYL PHTHALATE	460	U	
FLUORANTHENE	460	U	
FLUORENE	460	U	
HEXACHLOROBENZENE	460	U	
HEXACHLOROBUTADIENE	460	U	
HEXACHLOROCYCLOPENTADIENE	2200	U	
HEXACHLOROETHANE	460	U	
INDENO(1,2,3-CD)PYRENE	460	U	
ISOPHORONE	460	U	
NAPHTHALENE	460	U	
NITROBENZENE	460	U	
N-NITROSO-DI-N-PROPYLAMINE	460	U	
N-NITROSODIPHENYLAMINE	460	U	
PENTACHLOROPHENOL	2200	U	
PHENANTHRENE	460	U	
PHENOL	460	U	

nsample	TP-10-0506
samp_date	8/12/2008
lab_id	C8H150236004
qc_type	NM
units	UG/KG
Pct_Solids	70.0
DUP_OF:	

Parameter	Result	Val Qual	Qual Code
PYRENE	460	U	

PROJ_NO: 01659

SDG: C8H150236 MEDIA: SOIL DATA FRACTION: OS

nsample	TP-1-0506	nsample	TP-1-0506	nsample	TP-1-0506
samp_date	8/13/2008	samp_date	8/13/2008	samp_date	8/13/2008
lab_id	C8H150236013	lab_id	C8H150236013	lab_id	C8H150236013
qc_type	NM	qc_type	NM	qc_type	NM
units	UG/KG	units	UG/KG	units	UG/KG
Pct_Solids	54.0	Pct_Solids	54.0	Pct_Solids	54.0
DUP_OF:		DUP_OF:		DUP_OF:	

Parameter	Result	Val Qual	Qual Code
1,1-BIPHENYL	610	U	
2,2'-OXYBIS(1-CHLOROPROPANE)	610	U	
2,4,5-TRICHLOROPHENOL	610	U	
2,4,6-TRICHLOROPHENOL	610	U	
2,4-DICHLOROPHENOL	610	U	
2,4-DIMETHYLPHENOL	610	U	
2,4-DINITROPHENOL	3000	U	
2,4-DINITROTOLUENE	610	U	
2,6-DINITROTOLUENE	610	U	
2-CHLORONAPHTHALENE	610	U	
2-CHLOROPHENOL	610	U	
2-METHYLNAPHTHALENE	610	U	
2-METHYLPHENOL	610	U	
2-NITROANILINE	3000	U	
2-NITROPHENOL	610	U	
3,3'-DICHLOROBENZIDINE	3000	U	
3-NITROANILINE	3000	U	
4,6-DINITRO-2-METHYLPHENOL	3000	U	
4-BROMOPHENYL PHENYL ETHER	610	U	
4-CHLORO-3-METHYLPHENOL	610	U	
4-CHLOROANILINE	610	U	
4-CHLOROPHENYL PHENYL ETHER	610	U	
4-METHYLPHENOL	610	U	
4-NITROANILINE	3000	U	
4-NITROPHENOL	3000	U	
ACENAPHTHENE	610	U	
ACENAPHTHYLENE	610	U	
ACETOPHENONE	610	U	
ANTHRACENE	610	U	
ATRAZINE	610	U	
BENZALDEHYDE	610	U	
BENZO(A)ANTHRACENE	610	U	

Parameter	Result	Val Qual	Qual Code
BENZO(A)PYRENE	610	U	
BENZO(B)FLUORANTHENE	610	U	
BENZO(G,H,I)PERYLENE	610	U	
BENZO(K)FLUORANTHENE	610	U	
BIS(2-CHLOROETHOXY)METHANE	610	U	
BIS(2-CHLOROETHYL)ETHER	610	U	
BIS(2-ETHYLHEXYL)PHTHALATE	610	U	
BUTYL BENZYL PHTHALATE	610	U	
CAPROLACTAM	610	U	
CARBAZOLE	610	U	
CHRYSENE	610	U	
DIBENZO(A,H)ANTHRACENE	610	U	
DIBENZOFURAN	610	U	
DIETHYL PHTHALATE	610	U	
DIMETHYL PHTHALATE	610	U	
DI-N-BUTYL PHTHALATE	610	U	
DI-N-OCTYL PHTHALATE	610	U	
FLUORANTHENE	610	U	
FLUORENE	610	U	
HEXACHLOROBENZENE	610	U	
HEXACHLOROBUTADIENE	610	U	
HEXACHLOROCYCLOPENTADIENE	3000	U	
HEXACHLOROETHANE	610	U	
INDENO(1,2,3-CD)PYRENE	610	U	
ISOPHORONE	610	U	
NAPHTHALENE	30	J	P
NITROBENZENE	610	U	
N-NITROSO-DI-N-PROPYLAMINE	610	U	
N-NITROSODIPHENYLAMINE	610	U	
PENTACHLOROPHENOL	3000	U	
PHENANTHRENE	47	J	P
PHENOL	610	U	

Parameter	Result	Val Qual	Qual Code
PYRENE	610	U	

PROJ_NO: 01659

SDG: C8H150236 MEDIA: SOIL DATA FRACTION: OS

nsample	TP-11-06
samp_date	8/12/2008
lab_id	C8H150236001
qc_type	NM
units	UG/KG
Pct_Solids	69.0
DUP_OF:	

Parameter	Result	Val Qual	Qual Code
1,1-BIPHENYL	480	U	
2,2'-OXYBIS(1-CHLOROPROPANE)	480	U	
2,4,5-TRICHLOROPHENOL	480	U	
2,4,6-TRICHLOROPHENOL	480	U	
2,4-DICHLOROPHENOL	480	U	
2,4-DIMETHYLPHENOL	480	U	
2,4-DINITROPHENOL	2300	U	
2,4-DINITROTOLUENE	480	U	
2,6-DINITROTOLUENE	480	U	
2-CHLORONAPHTHALENE	480	U	
2-CHLOROPHENOL	480	U	
2-METHYLNAPHTHALENE	480	U	
2-METHYLPHENOL	480	U	
2-NITROANILINE	2300	U	
2-NITROPHENOL	480	U	
3,3'-DICHLOROBENZIDINE	2300	U	
3-NITROANILINE	2300	U	
4,6-DINITRO-2-METHYLPHENOL	2300	U	
4-BROMOPHENYL PHENYL ETHER	480	U	
4-CHLORO-3-METHYLPHENOL	480	U	
4-CHLOROANILINE	480	U	
4-CHLOROPHENYL PHENYL ETHER	480	U	
4-METHYLPHENOL	480	U	
4-NITROANILINE	2300	U	
4-NITROPHENOL	2300	U	
ACENAPHTHENE	480	U	
ACENAPHTHYLENE	480	U	
ACETOPHENONE	480	U	
ANTHRACENE	480	U	
ATRAZINE	480	U	
BENZALDEHYDE	480	U	
BENZO(A)ANTHRACENE	480	U	

nsample	TP-11-06
samp_date	8/12/2008
lab_id	C8H150236001
qc_type	NM
units	UG/KG
Pct_Solids	69.0
DUP_OF:	

Parameter	Result	Val Qual	Qual Code
BENZO(A)PYRENE	480	U	
BENZO(B)FLUORANTHENE	480	U	
BENZO(G,H,I)PERYLENE	480	U	
BENZO(K)FLUORANTHENE	480	U	
BIS(2-CHLOROETHOXY)METHANE	480	U	
BIS(2-CHLOROETHYL)ETHER	480	U	
BIS(2-ETHYLHEXYL)PHTHALATE	480	U	
BUTYL BENZYL PHTHALATE	480	U	
CAPROLACTAM	480	U	
CARBAZOLE	480	U	
CHRYSENE	480	U	
DIBENZO(A,H)ANTHRACENE	480	U	
DIBENZOFURAN	480	U	
DIETHYL PHTHALATE	480	U	
DIMETHYL PHTHALATE	480	U	
DI-N-BUTYL PHTHALATE	480	U	
DI-N-OCTYL PHTHALATE	480	U	
FLUORANTHENE	480	U	
FLUORENE	480	U	
HEXACHLOROBENZENE	480	U	
HEXACHLOROBUTADIENE	480	U	
HEXACHLOROCYCLOPENTADIENE	2300	U	
HEXACHLOROETHANE	480	U	
INDENO(1,2,3-CD)PYRENE	480	U	
ISOPHORONE	480	U	
NAPHTHALENE	480	U	
NITROBENZENE	480	U	
N-NITROSO-DI-N-PROPYLAMINE	480	U	
N-NITROSODIPHENYLAMINE	480	U	
PENTACHLOROPHENOL	2300	U	
PHENANTHRENE	26	J	P
PHENOL	480	U	

nsample	TP-11-06
samp_date	8/12/2008
lab_id	C8H150236001
qc_type	NM
units	UG/KG
Pct_Solids	69.0
DUP_OF:	

Parameter	Result	Val Qual	Qual Code
PYRENE	480	U	

PROJ_NO: 01659

SDG: C8H150236 MEDIA: SOIL DATA FRACTION: OS

nsample	TP-12-0708
samp_date	8/14/2008
lab_id	C8H150236018
qc_type	NM
units	UG/KG
Pct_Solids	52.0
DUP_OF:	

Parameter	Result	Val Qual	Qual Code
1,1-BIPHENYL	630	U	
2,2'-OXYBIS(1-CHLOROPROPANE)	630	U	
2,4,5-TRICHLOROPHENOL	630	U	
2,4,6-TRICHLOROPHENOL	630	U	
2,4-DICHLOROPHENOL	630	U	
2,4-DIMETHYLPHENOL	630	U	
2,4-DINITROPHENOL	3100	U	
2,4-DINITROTOLUENE	630	U	
2,6-DINITROTOLUENE	630	U	
2-CHLORONAPHTHALENE	630	U	
2-CHLOROPHENOL	630	U	
2-METHYLNAPHTHALENE	43	J	P
2-METHYLPHENOL	630	U	
2-NITROANILINE	3100	U	
2-NITROPHENOL	630	U	
3,3'-DICHLOROBENZIDINE	3100	U	
3-NITROANILINE	3100	U	
4,6-DINITRO-2-METHYLPHENOL	3100	U	
4-BROMOPHENYL PHENYL ETHER	630	U	
4-CHLORO-3-METHYLPHENOL	630	U	
4-CHLOROANILINE	630	U	
4-CHLOROPHENYL PHENYL ETHER	630	U	
4-METHYLPHENOL	630	U	
4-NITROANILINE	3100	U	
4-NITROPHENOL	3100	U	
ACENAPHTHENE	630	U	
ACENAPHTHYLENE	630	U	
ACETOPHENONE	630	U	
ANTHRACENE	630	U	
ATRAZINE	630	U	
BENZALDEHYDE	630	U	
BENZO(A)ANTHRACENE	630	U	

nsample	TP-12-0708
samp_date	8/14/2008
lab_id	C8H150236018
qc_type	NM
units	UG/KG
Pct_Solids	52.0
DUP_OF:	

Parameter	Result	Val Qual	Qual Code
BENZO(A)PYRENE	630	U	
BENZO(B)FLUORANTHENE	630	U	
BENZO(G,H,I)PERYLENE	630	U	
BENZO(K)FLUORANTHENE	630	U	
BIS(2-CHLOROETHOXY)METHANE	630	U	
BIS(2-CHLOROETHYL)ETHER	630	U	
BIS(2-ETHYLHEXYL)PHTHALATE	630	U	
BUTYL BENZYL PHTHALATE	630	U	
CAPROLACTAM	630	U	
CARBAZOLE	630	U	
CHRYSENE	630	U	
DIBENZO(A,H)ANTHRACENE	630	U	
DIBENZOFURAN	630	U	
DIETHYL PHTHALATE	630	U	
DIMETHYL PHTHALATE	630	U	
DI-N-BUTYL PHTHALATE	630	U	
DI-N-OCTYL PHTHALATE	630	U	
FLUORANTHENE	51	J	P
FLUORENE	630	U	
HEXACHLOROBENZENE	630	U	
HEXACHLOROBUTADIENE	630	U	
HEXACHLOROCYCLOPENTADIENE	3100	U	
HEXACHLOROETHANE	630	U	
INDENO(1,2,3-CD)PYRENE	630	U	
ISOPHORONE	630	U	
NAPHTHALENE	47	J	P
NITROBENZENE	630	U	
N-NITROSO-DI-N-PROPYLAMINE	630	U	
N-NITROSODIPHENYLAMINE	630	U	
PENTACHLOROPHENOL	3100	U	
PHENANTHRENE	77	J	P
PHENOL	630	U	

nsample	TP-12-0708
samp_date	8/14/2008
lab_id	C8H150236018
qc_type	NM
units	UG/KG
Pct_Solids	52.0
DUP_OF:	

Parameter	Result	Val Qual	Qual Code
PYRENE	50	J	P

PROJ_NO: 01659

SDG: C8H150236 MEDIA: SOIL DATA FRACTION: OS

nsample	TP-13-0506	nsample	TP-13-0506	nsample	TP-13-0506
samp_date	8/12/2008	samp_date	8/12/2008	samp_date	8/12/2008
lab_id	C8H150236006	lab_id	C8H150236006	lab_id	C8H150236006
qc_type	NM	qc_type	NM	qc_type	NM
units	UG/KG	units	UG/KG	units	UG/KG
Pct_Solids	93.9	Pct_Solids	93.9	Pct_Solids	93.9
DUP_OF:		DUP_OF:		DUP_OF:	

Parameter	Result	Val Qual	Qual Code
1,1-BIPHENYL	350	U	
2,2'-OXYBIS(1-CHLOROPROPANE)	350	U	
2,4,5-TRICHLOROPHENOL	350	U	
2,4,6-TRICHLOROPHENOL	350	U	
2,4-DICHLOROPHENOL	350	U	
2,4-DIMETHYLPHENOL	350	U	
2,4-DINITROPHENOL	1700	U	
2,4-DINITROTOLUENE	350	U	
2,6-DINITROTOLUENE	350	U	
2-CHLORONAPHTHALENE	350	U	
2-CHLOROPHENOL	350	U	
2-METHYLNAPHTHALENE	350	U	
2-METHYLPHENOL	350	U	
2-NITROANILINE	1700	U	
2-NITROPHENOL	350	U	
3,3'-DICHLOROBENZIDINE	1700	U	
3-NITROANILINE	1700	U	
4,6-DINITRO-2-METHYLPHENOL	1700	U	
4-BROMOPHENYL PHENYL ETHER	350	U	
4-CHLORO-3-METHYLPHENOL	350	U	
4-CHLOROANILINE	350	U	
4-CHLOROPHENYL PHENYL ETHER	350	U	
4-METHYLPHENOL	350	U	
4-NITROANILINE	1700	U	
4-NITROPHENOL	1700	U	
ACENAPHTHENE	350	U	
ACENAPHTHYLENE	350	U	
ACETOPHENONE	350	U	
ANTHRACENE	350	U	
ATRAZINE	350	U	
BENZALDEHYDE	350	U	
BENZO(A)ANTHRACENE	350	U	

Parameter	Result	Val Qual	Qual Code
BENZO(A)PYRENE	350	U	
BENZO(B)FLUORANTHENE	350	U	
BENZO(G,H,I)PERYLENE	350	U	
BENZO(K)FLUORANTHENE	350	U	
BIS(2-CHLOROETHOXY)METHANE	350	U	
BIS(2-CHLOROETHYL)ETHER	350	U	
BIS(2-ETHYLHEXYL)PHTHALATE	350	U	
BUTYL BENZYL PHTHALATE	350	U	
CAPROLACTAM	350	U	
CARBAZOLE	350	U	
CHRYSENE	350	U	
DIBENZO(A,H)ANTHRACENE	350	U	
DIBENZOFURAN	350	U	
DIETHYL PHTHALATE	350	U	
DIMETHYL PHTHALATE	350	U	
DI-N-BUTYL PHTHALATE	350	U	
DI-N-OCTYL PHTHALATE	350	U	
FLUORANTHENE	350	U	
FLUORENE	350	U	
HEXACHLOROBENZENE	350	U	
HEXACHLOROBUTADIENE	350	U	
HEXACHLOROCYCLOPENTADIENE	1700	U	
HEXACHLOROETHANE	350	U	
INDENO(1,2,3-CD)PYRENE	350	U	
ISOPHORONE	350	U	
NAPHTHALENE	350	U	
NITROBENZENE	350	U	
N-NITROSO-DI-N-PROPYLAMINE	350	U	
N-NITROSODIPHENYLAMINE	350	U	
PENTACHLOROPHENOL	1700	U	
PHENANTHRENE	350	U	
PHENOL	350	U	

Parameter	Result	Val Qual	Qual Code
PYRENE	350	U	

PROJ_NO: 01659

SDG: C8H150236 MEDIA: SOIL DATA FRACTION: OS

nsample	TP-14-0506
samp_date	8/13/2008
lab_id	C8H150236014
qc_type	NM
units	UG/KG
Pct_Solids	76.0
DUP_OF:	

Parameter	Result	Val Qual	Qual Code
1,1-BIPHENYL	430	U	
2,2'-OXYBIS(1-CHLOROPROPANE)	430	U	
2,4,5-TRICHLOROPHENOL	430	U	
2,4,6-TRICHLOROPHENOL	430	U	
2,4-DICHLOROPHENOL	430	U	
2,4-DIMETHYLPHENOL	430	U	
2,4-DINITROPHENOL	2100	U	
2,4-DINITROTOLUENE	430	U	
2,6-DINITROTOLUENE	430	U	
2-CHLORONAPHTHALENE	430	U	
2-CHLOROPHENOL	430	U	
2-METHYLNAPHTHALENE	430	U	
2-METHYLPHENOL	430	U	
2-NITROANILINE	2100	U	
2-NITROPHENOL	430	U	
3,3'-DICHLOROBENZIDINE	2100	U	
3-NITROANILINE	2100	U	
4,6-DINITRO-2-METHYLPHENOL	2100	U	
4-BROMOPHENYL PHENYL ETHER	430	U	
4-CHLORO-3-METHYLPHENOL	430	U	
4-CHLOROANILINE	430	U	
4-CHLOROPHENYL PHENYL ETHER	430	U	
4-METHYLPHENOL	430	U	
4-NITROANILINE	2100	U	
4-NITROPHENOL	2100	U	
ACENAPHTHENE	430	U	
ACENAPHTHYLENE	430	U	
ACETOPHENONE	430	U	
ANTHRACENE	430	U	
ATRAZINE	430	U	
BENZALDEHYDE	430	U	
BENZO(A)ANTHRACENE	430	U	

nsample	TP-14-0506
samp_date	8/13/2008
lab_id	C8H150236014
qc_type	NM
units	UG/KG
Pct_Solids	76.0
DUP_OF:	

Parameter	Result	Val Qual	Qual Code
BENZO(A)PYRENE	430	U	
BENZO(B)FLUORANTHENE	430	U	
BENZO(G,H,I)PERYLENE	430	U	
BENZO(K)FLUORANTHENE	430	U	
BIS(2-CHLOROETHOXY)METHANE	430	U	
BIS(2-CHLOROETHYL)ETHER	430	U	
BIS(2-ETHYLHEXYL)PHTHALATE	430	U	
BUTYL BENZYL PHTHALATE	430	U	
CAPROLACTAM	430	U	
CARBAZOLE	430	U	
CHRYSENE	430	U	
DIBENZO(A,H)ANTHRACENE	430	U	
DIBENZOFURAN	430	U	
DIETHYL PHTHALATE	430	U	
DIMETHYL PHTHALATE	430	U	
DI-N-BUTYL PHTHALATE	430	U	
DI-N-OCTYL PHTHALATE	430	U	
FLUORANTHENE	430	U	
FLUORENE	430	U	
HEXACHLOROBENZENE	430	U	
HEXACHLOROBUTADIENE	430	U	
HEXACHLOROCYCLOPENTADIENE	2100	U	
HEXACHLOROETHANE	430	U	
INDENO(1,2,3-CD)PYRENE	430	U	
ISOPHORONE	430	U	
NAPHTHALENE	25	J	P
NITROBENZENE	430	U	
N-NITROSO-DI-N-PROPYLAMINE	430	U	
N-NITROSODIPHENYLAMINE	430	U	
PENTACHLOROPHENOL	2100	U	
PHENANTHRENE	35	J	P
PHENOL	430	U	

nsample	TP-14-0506
samp_date	8/13/2008
lab_id	C8H150236014
qc_type	NM
units	UG/KG
Pct_Solids	76.0
DUP_OF:	

Parameter	Result	Val Qual	Qual Code
PYRENE	430	U	

PROJ_NO: 01659

SDG: C8H150236 MEDIA: SOIL DATA FRACTION: OS

nsample	TP-15-0506
samp_date	8/13/2008
lab_id	C8H150236015
qc_type	NM
units	UG/KG
Pct_Solids	70.0
DUP_OF:	

Parameter	Result	Val Qual	Qual Code
1,1-BIPHENYL	470	U	
2,2'-OXYBIS(1-CHLOROPROPANE)	470	U	
2,4,5-TRICHLOROPHENOL	470	U	
2,4,6-TRICHLOROPHENOL	470	U	
2,4-DICHLOROPHENOL	470	U	
2,4-DIMETHYLPHENOL	470	U	
2,4-DINITROPHENOL	2300	U	
2,4-DINITROTOLUENE	470	U	
2,6-DINITROTOLUENE	470	U	
2-CHLORONAPHTHALENE	470	U	
2-CHLOROPHENOL	470	U	
2-METHYLNAPHTHALENE	470	U	
2-METHYLPHENOL	470	U	
2-NITROANILINE	2300	U	
2-NITROPHENOL	470	U	
3,3'-DICHLOROBENZIDINE	2300	U	
3-NITROANILINE	2300	U	
4,6-DINITRO-2-METHYLPHENOL	2300	U	
4-BROMOPHENYL PHENYL ETHER	470	U	
4-CHLORO-3-METHYLPHENOL	470	U	
4-CHLOROANILINE	470	U	
4-CHLOROPHENYL PHENYL ETHER	470	U	
4-METHYLPHENOL	470	U	
4-NITROANILINE	2300	U	
4-NITROPHENOL	2300	U	
ACENAPHTHENE	470	U	
ACENAPHTHYLENE	470	U	
ACETOPHENONE	470	U	
ANTHRACENE	470	U	
ATRAZINE	470	U	
BENZALDEHYDE	470	U	
BENZO(A)ANTHRACENE	470	U	

nsample	TP-15-0506
samp_date	8/13/2008
lab_id	C8H150236015
qc_type	NM
units	UG/KG
Pct_Solids	70.0
DUP_OF:	

Parameter	Result	Val Qual	Qual Code
BENZO(A)PYRENE	470	U	
BENZO(B)FLUORANTHENE	470	U	
BENZO(G,H,I)PERYLENE	470	U	
BENZO(K)FLUORANTHENE	470	U	
BIS(2-CHLOROETHOXY)METHANE	470	U	
BIS(2-CHLOROETHYL)ETHER	470	U	
BIS(2-ETHYLHEXYL)PHTHALATE	470	U	
BUTYL BENZYL PHTHALATE	470	U	
CAPROLACTAM	470	U	
CARBAZOLE	470	U	
CHRYSENE	470	U	
DIBENZO(A,H)ANTHRACENE	470	U	
DIBENZOFURAN	470	U	
DIETHYL PHTHALATE	470	U	
DIMETHYL PHTHALATE	470	U	
DI-N-BUTYL PHTHALATE	470	U	
DI-N-OCTYL PHTHALATE	470	U	
FLUORANTHENE	470	U	
FLUORENE	470	U	
HEXACHLOROBENZENE	470	U	
HEXACHLOROBUTADIENE	470	U	
HEXACHLOROCYCLOPENTADIENE	2300	U	
HEXACHLOROETHANE	470	U	
INDENO(1,2,3-CD)PYRENE	470	U	
ISOPHORONE	470	U	
NAPHTHALENE	470	U	
NITROBENZENE	470	U	
N-NITROSO-DI-N-PROPYLAMINE	470	U	
N-NITROSODIPHENYLAMINE	470	U	
PENTACHLOROPHENOL	2300	U	
PHENANTHRENE	470	U	
PHENOL	470	U	

nsample	TP-15-0506
samp_date	8/13/2008
lab_id	C8H150236015
qc_type	NM
units	UG/KG
Pct_Solids	70.0
DUP_OF:	

Parameter	Result	Val Qual	Qual Code
PYRENE	470	U	

PROJ_NO: 01659

SDG: C8H150236 MEDIA: SOIL DATA FRACTION: OS

nsample	TP-16-05
samp_date	8/12/2008
lab_id	C8H150236003
qc_type	NM
units	UG/KG
Pct_Solids	69.0
DUP_OF:	

Parameter	Result	Val Qual	Qual Code
1,1-BIPHENYL	470	U	
2,2'-OXYBIS(1-CHLOROPROPANE)	470	U	
2,4,5-TRICHLOROPHENOL	470	U	
2,4,6-TRICHLOROPHENOL	470	U	
2,4-DICHLOROPHENOL	470	U	
2,4-DIMETHYLPHENOL	470	U	
2,4-DINITROPHENOL	2300	U	
2,4-DINITROTOLUENE	470	U	
2,6-DINITROTOLUENE	470	U	
2-CHLORONAPHTHALENE	470	U	
2-CHLOROPHENOL	470	U	
2-METHYLNAPHTHALENE	470	U	
2-METHYLPHENOL	470	U	
2-NITROANILINE	2300	U	
2-NITROPHENOL	470	U	
3,3'-DICHLOROBENZIDINE	2300	U	
3-NITROANILINE	2300	U	
4,6-DINITRO-2-METHYLPHENOL	2300	U	
4-BROMOPHENYL PHENYL ETHER	470	U	
4-CHLORO-3-METHYLPHENOL	470	U	
4-CHLOROANILINE	470	U	
4-CHLOROPHENYL PHENYL ETHER	470	U	
4-METHYLPHENOL	470	U	
4-NITROANILINE	2300	U	
4-NITROPHENOL	2300	U	
ACENAPHTHENE	470	U	
ACENAPHTHYLENE	470	U	
ACETOPHENONE	470	U	
ANTHRACENE	470	U	
ATRAZINE	470	U	
BENZALDEHYDE	470	U	
BENZO(A)ANTHRACENE	470	U	

nsample	TP-16-05
samp_date	8/12/2008
lab_id	C8H150236003
qc_type	NM
units	UG/KG
Pct_Solids	69.0
DUP_OF:	

Parameter	Result	Val Qual	Qual Code
BENZO(A)PYRENE	470	U	
BENZO(B)FLUORANTHENE	28	J	P
BENZO(G,H,I)PERYLENE	470	U	
BENZO(K)FLUORANTHENE	470	U	
BIS(2-CHLOROETHOXY)METHANE	470	U	
BIS(2-CHLOROETHYL)ETHER	470	U	
BIS(2-ETHYLHEXYL)PHTHALATE	470	U	
BUTYL BENZYL PHTHALATE	470	U	
CAPROLACTAM	470	U	
CARBAZOLE	470	U	
CHRYSENE	470	U	
DIBENZO(A,H)ANTHRACENE	470	U	
DIBENZOFURAN	470	U	
DIETHYL PHTHALATE	470	U	
DIMETHYL PHTHALATE	470	U	
DI-N-BUTYL PHTHALATE	470	U	
DI-N-OCTYL PHTHALATE	470	U	
FLUORANTHENE	38	J	P
FLUORENE	470	U	
HEXACHLOROBENZENE	470	U	
HEXACHLOROBUTADIENE	470	U	
HEXACHLOROCYCLOPENTADIENE	2300	U	
HEXACHLOROETHANE	470	U	
INDENO(1,2,3-CD)PYRENE	470	U	
ISOPHORONE	470	U	
NAPHTHALENE	470	U	
NITROBENZENE	470	U	
N-NITROSO-DI-N-PROPYLAMINE	470	U	
N-NITROSODIPHENYLAMINE	470	U	
PENTACHLOROPHENOL	2300	U	
PHENANTHRENE	28	J	P
PHENOL	470	U	

nsample	TP-16-05
samp_date	8/12/2008
lab_id	C8H150236003
qc_type	NM
units	UG/KG
Pct_Solids	69.0
DUP_OF:	

Parameter	Result	Val Qual	Qual Code
PYRENE	41	J	P

PROJ_NO: 01659

SDG: C8H150236 MEDIA: SOIL DATA FRACTION: OS

nsample	TP-17-0506
samp_date	8/14/2008
lab_id	C8H150236020
qc_type	NM
units	UG/KG
Pct_Solids	57.0
DUP_OF:	

Parameter	Result	Val Qual	Qual Code
1,1-BIPHENYL	580	U	
2,2'-OXYBIS(1-CHLOROPROPANE)	580	U	
2,4,5-TRICHLOROPHENOL	580	U	
2,4,6-TRICHLOROPHENOL	580	U	
2,4-DICHLOROPHENOL	580	U	
2,4-DIMETHYLPHENOL	580	U	
2,4-DINITROPHENOL	2800	U	
2,4-DINITROTOLUENE	580	U	
2,6-DINITROTOLUENE	580	U	
2-CHLORONAPHTHALENE	580	U	
2-CHLOROPHENOL	580	U	
2-METHYLNAPHTHALENE	580	U	
2-METHYLPHENOL	580	U	
2-NITROANILINE	2800	U	
2-NITROPHENOL	580	U	
3,3'-DICHLOROBENZIDINE	2800	U	
3-NITROANILINE	2800	U	
4,6-DINITRO-2-METHYLPHENOL	2800	U	
4-BROMOPHENYL PHENYL ETHER	580	U	
4-CHLORO-3-METHYLPHENOL	580	U	
4-CHLOROANILINE	580	U	
4-CHLOROPHENYL PHENYL ETHER	580	U	
4-METHYLPHENOL	580	U	
4-NITROANILINE	2800	U	
4-NITROPHENOL	2800	U	
ACENAPHTHENE	580	U	
ACENAPHTHYLENE	580	U	
ACETOPHENONE	580	U	
ANTHRACENE	580	U	
ATRAZINE	580	U	
BENZALDEHYDE	580	U	
BENZO(A)ANTHRACENE	580	U	

nsample	TP-17-0506
samp_date	8/14/2008
lab_id	C8H150236020
qc_type	NM
units	UG/KG
Pct_Solids	57.0
DUP_OF:	

Parameter	Result	Val Qual	Qual Code
BENZO(A)PYRENE	580	U	
BENZO(B)FLUORANTHENE	580	U	
BENZO(G,H,I)PERYLENE	580	U	
BENZO(K)FLUORANTHENE	580	U	
BIS(2-CHLOROETHOXY)METHANE	580	U	
BIS(2-CHLOROETHYL)ETHER	580	U	
BIS(2-ETHYLHEXYL)PHTHALATE	580	U	
BUTYL BENZYL PHTHALATE	580	U	
CAPROLACTAM	580	U	
CARBAZOLE	580	U	
CHRYSENE	580	U	
DIBENZO(A,H)ANTHRACENE	580	U	
DIBENZOFURAN	580	U	
DIETHYL PHTHALATE	580	U	
DIMETHYL PHTHALATE	580	U	
DI-N-BUTYL PHTHALATE	580	U	
DI-N-OCTYL PHTHALATE	580	U	
FLUORANTHENE	580	U	
FLUORENE	580	U	
HEXACHLOROBENZENE	580	U	
HEXACHLOROBUTADIENE	580	U	
HEXACHLOROCYCLOPENTADIENE	2800	U	
HEXACHLOROETHANE	580	U	
INDENO(1,2,3-CD)PYRENE	580	U	
ISOPHORONE	580	U	
NAPHTHALENE	580	U	
NITROBENZENE	580	U	
N-NITROSO-DI-N-PROPYLAMINE	580	U	
N-NITROSODIPHENYLAMINE	580	U	
PENTACHLOROPHENOL	2800	U	
PHENANTHRENE	49	J	P
PHENOL	580	U	

nsample	TP-17-0506
samp_date	8/14/2008
lab_id	C8H150236020
qc_type	NM
units	UG/KG
Pct_Solids	57.0
DUP_OF:	

Parameter	Result	Val Qual	Qual Code
PYRENE	580	U	

PROJ_NO: 01659

SDG: C8H150236 MEDIA: SOIL DATA FRACTION: OS

nsample	TP-18-0607
samp_date	8/14/2008
lab_id	C8H150236017
qc_type	NM
units	UG/KG
Pct_Solids	64.0
DUP_OF:	

Parameter	Result	Val Qual	Qual Code
1,1-BIPHENYL	510	U	
2,2'-OXYBIS(1-CHLOROPROPANE)	510	U	
2,4,5-TRICHLOROPHENOL	510	U	
2,4,6-TRICHLOROPHENOL	510	U	
2,4-DICHLOROPHENOL	510	U	
2,4-DIMETHYLPHENOL	510	U	
2,4-DINITROPHENOL	2500	U	
2,4-DINITROTOLUENE	510	U	
2,6-DINITROTOLUENE	510	U	
2-CHLORONAPHTHALENE	510	U	
2-CHLOROPHENOL	510	U	
2-METHYLNAPHTHALENE	510	U	
2-METHYLPHENOL	510	U	
2-NITROANILINE	2500	U	
2-NITROPHENOL	510	U	
3,3'-DICHLOROBENZIDINE	2500	U	
3-NITROANILINE	2500	U	
4,6-DINITRO-2-METHYLPHENOL	2500	U	
4-BROMOPHENYL PHENYL ETHER	510	U	
4-CHLORO-3-METHYLPHENOL	510	U	
4-CHLOROANILINE	510	U	
4-CHLOROPHENYL PHENYL ETHER	510	U	
4-METHYLPHENOL	510	U	
4-NITROANILINE	2500	U	
4-NITROPHENOL	2500	U	
ACENAPHTHENE	510	U	
ACENAPHTHYLENE	510	U	
ACETOPHENONE	510	U	
ANTHRACENE	510	U	
ATRAZINE	510	U	
BENZALDEHYDE	510	U	
BENZO(A)ANTHRACENE	510	U	

nsample	TP-18-0607
samp_date	8/14/2008
lab_id	C8H150236017
qc_type	NM
units	UG/KG
Pct_Solids	64.0
DUP_OF:	

Parameter	Result	Val Qual	Qual Code
BENZO(A)PYRENE	510	U	
BENZO(B)FLUORANTHENE	510	U	
BENZO(G,H,I)PERYLENE	510	U	
BENZO(K)FLUORANTHENE	510	U	
BIS(2-CHLOROETHOXY)METHANE	510	U	
BIS(2-CHLOROETHYL)ETHER	510	U	
BIS(2-ETHYLHEXYL)PHTHALATE	510	U	
BUTYL BENZYL PHTHALATE	510	U	
CAPROLACTAM	510	U	
CARBAZOLE	510	U	
CHRYSENE	510	U	
DIBENZO(A,H)ANTHRACENE	510	U	
DIBENZOFURAN	510	U	
DIETHYL PHTHALATE	510	U	
DIMETHYL PHTHALATE	510	U	
DI-N-BUTYL PHTHALATE	510	U	
DI-N-OCTYL PHTHALATE	510	U	
FLUORANTHENE	510	U	
FLUORENE	510	U	
HEXACHLOROBENZENE	510	U	
HEXACHLOROBUTADIENE	510	U	
HEXACHLOROCYCLOPENTADIENE	2500	U	
HEXACHLOROETHANE	510	U	
INDENO(1,2,3-CD)PYRENE	510	U	
ISOPHORONE	510	U	
NAPHTHALENE	510	U	
NITROBENZENE	510	U	
N-NITROSO-DI-N-PROPYLAMINE	510	U	
N-NITROSODIPHENYLAMINE	510	U	
PENTACHLOROPHENOL	2500	U	
PHENANTHRENE	39	J	P
PHENOL	510	U	

nsample	TP-18-0607
samp_date	8/14/2008
lab_id	C8H150236017
qc_type	NM
units	UG/KG
Pct_Solids	64.0
DUP_OF:	

Parameter	Result	Val Qual	Qual Code
PYRENE	510	U	

PROJ_NO: 01659

SDG: C8H150236 MEDIA: SOIL DATA FRACTION: OS

nsample	TP-19-0506
samp_date	8/13/2008
lab_id	C8H150236010
qc_type	NM
units	UG/KG
Pct_Solids	91.9
DUP_OF:	

Parameter	Result	Val Qual	Qual Code
1,1-BIPHENYL	360	U	
2,2'-OXYBIS(1-CHLOROPROPANE)	360	U	
2,4,5-TRICHLOROPHENOL	360	U	
2,4,6-TRICHLOROPHENOL	360	U	
2,4-DICHLOROPHENOL	360	U	
2,4-DIMETHYLPHENOL	360	U	
2,4-DINITROPHENOL	1700	U	
2,4-DINITROTOLUENE	360	U	
2,6-DINITROTOLUENE	360	U	
2-CHLORONAPHTHALENE	360	U	
2-CHLOROPHENOL	360	U	
2-METHYLNAPHTHALENE	360	U	
2-METHYLPHENOL	360	U	
2-NITROANILINE	1700	U	
2-NITROPHENOL	360	U	
3,3'-DICHLOROBENZIDINE	1700	U	
3-NITROANILINE	1700	U	
4,6-DINITRO-2-METHYLPHENOL	1700	U	
4-BROMOPHENYL PHENYL ETHER	360	U	
4-CHLORO-3-METHYLPHENOL	360	U	
4-CHLOROANILINE	360	U	
4-CHLOROPHENYL PHENYL ETHER	360	U	
4-METHYLPHENOL	360	U	
4-NITROANILINE	1700	U	
4-NITROPHENOL	1700	U	
ACENAPHTHENE	360	U	
ACENAPHTHYLENE	360	U	
ACETOPHENONE	360	U	
ANTHRACENE	360	U	
ATRAZINE	360	U	
BENZALDEHYDE	360	U	
BENZO(A)ANTHRACENE	360	U	

nsample	TP-19-0506
samp_date	8/13/2008
lab_id	C8H150236010
qc_type	NM
units	UG/KG
Pct_Solids	91.9
DUP_OF:	

Parameter	Result	Val Qual	Qual Code
BENZO(A)PYRENE	360	U	
BENZO(B)FLUORANTHENE	360	U	
BENZO(G,H,I)PERYLENE	360	U	
BENZO(K)FLUORANTHENE	360	U	
BIS(2-CHLOROETHOXY)METHANE	360	U	
BIS(2-CHLOROETHYL)ETHER	360	U	
BIS(2-ETHYLHEXYL)PHTHALATE	360	U	
BUTYL BENZYL PHTHALATE	360	U	
CAPROLACTAM	360	U	
CARBAZOLE	360	U	
CHRYSENE	360	U	
DIBENZO(A,H)ANTHRACENE	360	U	
DIBENZOFURAN	360	U	
DIETHYL PHTHALATE	360	U	
DIMETHYL PHTHALATE	360	U	
DI-N-BUTYL PHTHALATE	360	U	
DI-N-OCTYL PHTHALATE	360	U	
FLUORANTHENE	360	U	
FLUORENE	360	U	
HEXACHLOROBENZENE	360	U	
HEXACHLOROBUTADIENE	360	U	
HEXACHLOROCYCLOPENTADIENE	1700	U	
HEXACHLOROETHANE	360	U	
INDENO(1,2,3-CD)PYRENE	360	U	
ISOPHORONE	360	U	
NAPHTHALENE	360	U	
NITROBENZENE	360	U	
N-NITROSO-DI-N-PROPYLAMINE	360	U	
N-NITROSODIPHENYLAMINE	360	U	
PENTACHLOROPHENOL	1700	U	
PHENANTHRENE	360	U	
PHENOL	360	U	

nsample	TP-19-0506
samp_date	8/13/2008
lab_id	C8H150236010
qc_type	NM
units	UG/KG
Pct_Solids	91.9
DUP_OF:	

Parameter	Result	Val Qual	Qual Code
PYRENE	360	U	

PROJ_NO: 01659

SDG: C8H150236 MEDIA: SOIL DATA FRACTION: OS

nsample	TP-20-0506
samp_date	8/13/2008
lab_id	C8H150236008
qc_type	NM
units	UG/KG
Pct_Solids	92.6
DUP_OF:	

Parameter	Result	Val Qual	Qual Code
1,1-BIPHENYL	360	U	
2,2'-OXYBIS(1-CHLOROPROPANE)	360	U	
2,4,5-TRICHLOROPHENOL	360	U	
2,4,6-TRICHLOROPHENOL	360	U	
2,4-DICHLOROPHENOL	360	U	
2,4-DIMETHYLPHENOL	360	U	
2,4-DINITROPHENOL	1700	U	
2,4-DINITROTOLUENE	360	U	
2,6-DINITROTOLUENE	360	U	
2-CHLORONAPHTHALENE	360	U	
2-CHLOROPHENOL	360	U	
2-METHYLNAPHTHALENE	360	U	
2-METHYLPHENOL	360	U	
2-NITROANILINE	1700	U	
2-NITROPHENOL	360	U	
3,3'-DICHLOROBENZIDINE	1700	U	
3-NITROANILINE	1700	U	
4,6-DINITRO-2-METHYLPHENOL	1700	U	
4-BROMOPHENYL PHENYL ETHER	360	U	
4-CHLORO-3-METHYLPHENOL	360	U	
4-CHLOROANILINE	360	U	
4-CHLOROPHENYL PHENYL ETHER	360	U	
4-METHYLPHENOL	360	U	
4-NITROANILINE	1700	U	
4-NITROPHENOL	1700	U	
ACENAPHTHENE	360	U	
ACENAPHTHYLENE	360	U	
ACETOPHENONE	360	U	
ANTHRACENE	360	U	
ATRAZINE	360	U	
BENZALDEHYDE	360	U	
BENZO(A)ANTHRACENE	360	U	

nsample	TP-20-0506
samp_date	8/13/2008
lab_id	C8H150236008
qc_type	NM
units	UG/KG
Pct_Solids	92.6
DUP_OF:	

Parameter	Result	Val Qual	Qual Code
BENZO(A)PYRENE	360	U	
BENZO(B)FLUORANTHENE	360	U	
BENZO(G,H,I)PERYLENE	360	U	
BENZO(K)FLUORANTHENE	360	U	
BIS(2-CHLOROETHOXY)METHANE	360	U	
BIS(2-CHLOROETHYL)ETHER	360	U	
BIS(2-ETHYLHEXYL)PHTHALATE	360	U	
BUTYL BENZYL PHTHALATE	360	U	
CAPROLACTAM	360	U	
CARBAZOLE	360	U	
CHRYSENE	360	U	
DIBENZO(A,H)ANTHRACENE	360	U	
DIBENZOFURAN	360	U	
DIETHYL PHTHALATE	360	U	
DIMETHYL PHTHALATE	360	U	
DI-N-BUTYL PHTHALATE	360	U	
DI-N-OCTYL PHTHALATE	360	U	
FLUORANTHENE	360	U	
FLUORENE	360	U	
HEXACHLOROBENZENE	360	U	
HEXACHLOROBUTADIENE	360	U	
HEXACHLOROCYCLOPENTADIENE	1700	U	
HEXACHLOROETHANE	360	U	
INDENO(1,2,3-CD)PYRENE	360	U	
ISOPHORONE	360	U	
NAPHTHALENE	360	U	
NITROBENZENE	360	U	
N-NITROSO-DI-N-PROPYLAMINE	360	U	
N-NITROSODIPHENYLAMINE	360	U	
PENTACHLOROPHENOL	1700	U	
PHENANTHRENE	360	U	
PHENOL	360	U	

nsample	TP-20-0506
samp_date	8/13/2008
lab_id	C8H150236008
qc_type	NM
units	UG/KG
Pct_Solids	92.6
DUP_OF:	

Parameter	Result	Val Qual	Qual Code
PYRENE	360	U	

PROJ_NO: 01659

SDG: C8H150236 MEDIA: SOIL DATA FRACTION: OS

nsample	TP-2-0708	nsample	TP-2-0708	nsample	TP-2-0708
samp_date	8/14/2008	samp_date	8/14/2008	samp_date	8/14/2008
lab_id	C8H150236016	lab_id	C8H150236016	lab_id	C8H150236016
qc_type	NM	qc_type	NM	qc_type	NM
units	UG/KG	units	UG/KG	units	UG/KG
Pct_Solids	55.0	Pct_Solids	55.0	Pct_Solids	55.0
DUP_OF:		DUP_OF:		DUP_OF:	

Parameter	Result	Val Qual	Qual Code
1,1-BIPHENYL	610	U	
2,2'-OXYBIS(1-CHLOROPROPANE)	610	U	
2,4,5-TRICHLOROPHENOL	610	U	
2,4,6-TRICHLOROPHENOL	610	U	
2,4-DICHLOROPHENOL	610	U	
2,4-DIMETHYLPHENOL	610	U	
2,4-DINITROPHENOL	2900	U	
2,4-DINITROTOLUENE	610	U	
2,6-DINITROTOLUENE	610	U	
2-CHLORONAPHTHALENE	610	U	
2-CHLOROPHENOL	610	U	
2-METHYLNAPHTHALENE	610	U	
2-METHYLPHENOL	610	U	
2-NITROANILINE	2900	U	
2-NITROPHENOL	610	U	
3,3'-DICHLOROBENZIDINE	2900	U	
3-NITROANILINE	2900	U	
4,6-DINITRO-2-METHYLPHENOL	2900	U	
4-BROMOPHENYL PHENYL ETHER	610	U	
4-CHLORO-3-METHYLPHENOL	610	U	
4-CHLOROANILINE	610	U	
4-CHLOROPHENYL PHENYL ETHER	610	U	
4-METHYLPHENOL	610	U	
4-NITROANILINE	2900	U	
4-NITROPHENOL	2900	U	
ACENAPHTHENE	610	U	
ACENAPHTHYLENE	610	U	
ACETOPHENONE	610	U	
ANTHRACENE	610	U	
ATRAZINE	610	U	
BENZALDEHYDE	610	U	
BENZO(A)ANTHRACENE	610	U	

Parameter	Result	Val Qual	Qual Code
BENZO(A)PYRENE	610	U	
BENZO(B)FLUORANTHENE	610	U	
BENZO(G,H,I)PERYLENE	610	U	
BENZO(K)FLUORANTHENE	610	U	
BIS(2-CHLOROETHOXY)METHANE	610	U	
BIS(2-CHLOROETHYL)ETHER	610	U	
BIS(2-ETHYLHEXYL)PHTHALATE	610	U	
BUTYL BENZYL PHTHALATE	610	U	
CAPROLACTAM	610	U	
CARBAZOLE	610	U	
CHRYSENE	610	U	
DIBENZO(A,H)ANTHRACENE	610	U	
DIBENZOFURAN	610	U	
DIETHYL PHTHALATE	610	U	
DIMETHYL PHTHALATE	610	U	
DI-N-BUTYL PHTHALATE	610	U	
DI-N-OCTYL PHTHALATE	610	U	
FLUORANTHENE	610	U	
FLUORENE	610	U	
HEXACHLOROBENZENE	610	U	
HEXACHLOROBUTADIENE	610	U	
HEXACHLOROCYCLOPENTADIENE	2900	U	
HEXACHLOROETHANE	610	U	
INDENO(1,2,3-CD)PYRENE	610	U	
ISOPHORONE	610	U	
NAPHTHALENE	38	J	P
NITROBENZENE	610	U	
N-NITROSO-DI-N-PROPYLAMINE	610	U	
N-NITROSODIPHENYLAMINE	610	U	
PENTACHLOROPHENOL	2900	U	
PHENANTHRENE	54	J	P
PHENOL	610	U	

Parameter	Result	Val Qual	Qual Code
PYRENE	38	J	P

PROJ_NO: 01659

SDG: C8H150236 MEDIA: SOIL DATA FRACTION: OS

nsample	TP-3-0506
samp_date	8/13/2008
lab_id	C8H150236012
qc_type	NM
units	UG/KG
Pct_Solids	86.0
DUP_OF:	

Parameter	Result	Val Qual	Qual Code
1,1-BIPHENYL	390	U	
2,2'-OXYBIS(1-CHLOROPROPANE)	390	U	
2,4,5-TRICHLOROPHENOL	390	U	
2,4,6-TRICHLOROPHENOL	390	U	
2,4-DICHLOROPHENOL	390	U	
2,4-DIMETHYLPHENOL	390	U	
2,4-DINITROPHENOL	1900	U	
2,4-DINITROTOLUENE	390	U	
2,6-DINITROTOLUENE	390	U	
2-CHLORONAPHTHALENE	390	U	
2-CHLOROPHENOL	390	U	
2-METHYLNAPHTHALENE	390	U	
2-METHYLPHENOL	390	U	
2-NITROANILINE	1900	U	
2-NITROPHENOL	390	U	
3,3'-DICHLOROBENZIDINE	1900	U	
3-NITROANILINE	1900	U	
4,6-DINITRO-2-METHYLPHENOL	1900	U	
4-BROMOPHENYL PHENYL ETHER	390	U	
4-CHLORO-3-METHYLPHENOL	390	U	
4-CHLOROANILINE	390	U	
4-CHLOROPHENYL PHENYL ETHER	390	U	
4-METHYLPHENOL	390	U	
4-NITROANILINE	1900	U	
4-NITROPHENOL	1900	U	
ACENAPHTHENE	390	U	
ACENAPHTHYLENE	390	U	
ACETOPHENONE	390	U	
ANTHRACENE	390	U	
ATRAZINE	390	U	
BENZALDEHYDE	390	U	
BENZO(A)ANTHRACENE	390	U	

nsample	TP-3-0506
samp_date	8/13/2008
lab_id	C8H150236012
qc_type	NM
units	UG/KG
Pct_Solids	86.0
DUP_OF:	

Parameter	Result	Val Qual	Qual Code
BENZO(A)PYRENE	390	U	
BENZO(B)FLUORANTHENE	390	U	
BENZO(G,H,I)PERYLENE	390	U	
BENZO(K)FLUORANTHENE	390	U	
BIS(2-CHLOROETHOXY)METHANE	390	U	
BIS(2-CHLOROETHYL)ETHER	390	U	
BIS(2-ETHYLHEXYL)PHTHALATE	390	U	
BUTYL BENZYL PHTHALATE	390	U	
CAPROLACTAM	390	U	
CARBAZOLE	390	U	
CHRYSENE	390	U	
DIBENZO(A,H)ANTHRACENE	390	U	
DIBENZOFURAN	390	U	
DIETHYL PHTHALATE	390	U	
DIMETHYL PHTHALATE	390	U	
DI-N-BUTYL PHTHALATE	390	U	
DI-N-OCTYL PHTHALATE	390	U	
FLUORANTHENE	390	U	
FLUORENE	390	U	
HEXACHLOROBENZENE	390	U	
HEXACHLOROBUTADIENE	390	U	
HEXACHLOROCYCLOPENTADIENE	1900	U	
HEXACHLOROETHANE	390	U	
INDENO(1,2,3-CD)PYRENE	390	U	
ISOPHORONE	390	U	
NAPHTHALENE	390	U	
NITROBENZENE	390	U	
N-NITROSO-DI-N-PROPYLAMINE	390	U	
N-NITROSODIPHENYLAMINE	390	U	
PENTACHLOROPHENOL	1900	U	
PHENANTHRENE	390	U	
PHENOL	390	U	

nsample	TP-3-0506
samp_date	8/13/2008
lab_id	C8H150236012
qc_type	NM
units	UG/KG
Pct_Solids	86.0
DUP_OF:	

Parameter	Result	Val Qual	Qual Code
PYRENE	390	U	

PROJ_NO: 01659

SDG: C8H150236 MEDIA: SOIL DATA FRACTION: OS

nsample	TP-4-0506
samp_date	8/14/2008
lab_id	C8H150236019
qc_type	NM
units	UG/KG
Pct_Solids	53.0
DUP_OF:	

Parameter	Result	Val Qual	Qual Code
1,1-BIPHENYL	620	U	
2,2'-OXYBIS(1-CHLOROPROPANE)	620	U	
2,4,5-TRICHLOROPHENOL	620	U	
2,4,6-TRICHLOROPHENOL	620	U	
2,4-DICHLOROPHENOL	620	U	
2,4-DIMETHYLPHENOL	620	U	
2,4-DINITROPHENOL	3000	U	
2,4-DINITROTOLUENE	620	U	
2,6-DINITROTOLUENE	620	U	
2-CHLORONAPHTHALENE	620	U	
2-CHLOROPHENOL	620	U	
2-METHYLNAPHTHALENE	620	U	
2-METHYLPHENOL	620	U	
2-NITROANILINE	3000	U	
2-NITROPHENOL	620	U	
3,3'-DICHLOROBENZIDINE	3000	U	
3-NITROANILINE	3000	U	
4,6-DINITRO-2-METHYLPHENOL	3000	U	
4-BROMOPHENYL PHENYL ETHER	620	U	
4-CHLORO-3-METHYLPHENOL	620	U	
4-CHLOROANILINE	620	U	
4-CHLOROPHENYL PHENYL ETHER	620	U	
4-METHYLPHENOL	620	U	
4-NITROANILINE	3000	U	
4-NITROPHENOL	3000	U	
ACENAPHTHENE	620	U	
ACENAPHTHYLENE	620	U	
ACETOPHENONE	620	U	
ANTHRACENE	620	U	
ATRAZINE	620	U	
BENZALDEHYDE	620	U	
BENZO(A)ANTHRACENE	620	U	

nsample	TP-4-0506
samp_date	8/14/2008
lab_id	C8H150236019
qc_type	NM
units	UG/KG
Pct_Solids	53.0
DUP_OF:	

Parameter	Result	Val Qual	Qual Code
BENZO(A)PYRENE	620	U	
BENZO(B)FLUORANTHENE	620	U	
BENZO(G,H,I)PERYLENE	620	U	
BENZO(K)FLUORANTHENE	620	U	
BIS(2-CHLOROETHOXY)METHANE	620	U	
BIS(2-CHLOROETHYL)ETHER	620	U	
BIS(2-ETHYLHEXYL)PHTHALATE	620	U	
BUTYL BENZYL PHTHALATE	620	U	
CAPROLACTAM	620	U	
CARBAZOLE	620	U	
CHRYSENE	620	U	
DIBENZO(A,H)ANTHRACENE	620	U	
DIBENZOFURAN	620	U	
DIETHYL PHTHALATE	620	U	
DIMETHYL PHTHALATE	620	U	
DI-N-BUTYL PHTHALATE	620	U	
DI-N-OCTYL PHTHALATE	620	U	
FLUORANTHENE	620	U	
FLUORENE	620	U	
HEXACHLOROBENZENE	620	U	
HEXACHLOROBUTADIENE	620	U	
HEXACHLOROCYCLOPENTADIENE	3000	U	
HEXACHLOROETHANE	620	U	
INDENO(1,2,3-CD)PYRENE	620	U	
ISOPHORONE	620	U	
NAPHTHALENE	620	U	
NITROBENZENE	620	U	
N-NITROSO-DI-N-PROPYLAMINE	620	U	
N-NITROSODIPHENYLAMINE	620	U	
PENTACHLOROPHENOL	3000	U	
PHENANTHRENE	34	J	P
PHENOL	620	U	

nsample	TP-4-0506
samp_date	8/14/2008
lab_id	C8H150236019
qc_type	NM
units	UG/KG
Pct_Solids	53.0
DUP_OF:	

Parameter	Result	Val Qual	Qual Code
PYRENE	620	U	

PROJ_NO: 01659

SDG: C8H150236 MEDIA: SOIL DATA FRACTION: OS

nsample	TP-5-06
samp_date	8/12/2008
lab_id	C8H150236002
qc_type	NM
units	UG/KG
Pct_Solids	63.0
DUP_OF:	

Parameter	Result	Val Qual	Qual Code
1,1-BIPHENYL	530	U	
2,2'-OXYBIS(1-CHLOROPROPANE)	530	U	
2,4,5-TRICHLOROPHENOL	530	U	
2,4,6-TRICHLOROPHENOL	530	U	
2,4-DICHLOROPHENOL	530	U	
2,4-DIMETHYLPHENOL	530	U	
2,4-DINITROPHENOL	2600	U	
2,4-DINITROTOLUENE	530	U	
2,6-DINITROTOLUENE	530	U	
2-CHLORONAPHTHALENE	530	U	
2-CHLOROPHENOL	530	U	
2-METHYLNAPHTHALENE	530	U	
2-METHYLPHENOL	530	U	
2-NITROANILINE	2600	U	
2-NITROPHENOL	530	U	
3,3'-DICHLOROBENZIDINE	2600	U	
3-NITROANILINE	2600	U	
4,6-DINITRO-2-METHYLPHENOL	2600	U	
4-BROMOPHENYL PHENYL ETHER	530	U	
4-CHLORO-3-METHYLPHENOL	530	U	
4-CHLOROANILINE	530	U	
4-CHLOROPHENYL PHENYL ETHER	530	U	
4-METHYLPHENOL	530	U	
4-NITROANILINE	2600	U	
4-NITROPHENOL	2600	U	
ACENAPHTHENE	530	U	
ACENAPHTHYLENE	530	U	
ACETOPHENONE	530	U	
ANTHRACENE	530	U	
ATRAZINE	530	U	
BENZALDEHYDE	530	U	
BENZO(A)ANTHRACENE	530	U	

nsample	TP-5-06
samp_date	8/12/2008
lab_id	C8H150236002
qc_type	NM
units	UG/KG
Pct_Solids	63.0
DUP_OF:	

Parameter	Result	Val Qual	Qual Code
BENZO(A)PYRENE	530	U	
BENZO(B)FLUORANTHENE	530	U	
BENZO(G,H,I)PERYLENE	530	U	
BENZO(K)FLUORANTHENE	530	U	
BIS(2-CHLOROETHOXY)METHANE	530	U	
BIS(2-CHLOROETHYL)ETHER	530	U	
BIS(2-ETHYLHEXYL)PHTHALATE	530	U	
BUTYL BENZYL PHTHALATE	530	U	
CAPROLACTAM	530	U	
CARBAZOLE	530	U	
CHRYSENE	530	U	
DIBENZO(A,H)ANTHRACENE	530	U	
DIBENZOFURAN	530	U	
DIETHYL PHTHALATE	530	U	
DIMETHYL PHTHALATE	530	U	
DI-N-BUTYL PHTHALATE	530	U	
DI-N-OCTYL PHTHALATE	530	U	
FLUORANTHENE	530	U	
FLUORENE	530	U	
HEXACHLOROBENZENE	530	U	
HEXACHLOROBUTADIENE	530	U	
HEXACHLOROCYCLOPENTADIENE	2600	U	
HEXACHLOROETHANE	530	U	
INDENO(1,2,3-CD)PYRENE	530	U	
ISOPHORONE	530	U	
NAPHTHALENE	530	U	
NITROBENZENE	530	U	
N-NITROSO-DI-N-PROPYLAMINE	530	U	
N-NITROSODIPHENYLAMINE	530	U	
PENTACHLOROPHENOL	2600	U	
PHENANTHRENE	34	J	P
PHENOL	530	U	

nsample	TP-5-06
samp_date	8/12/2008
lab_id	C8H150236002
qc_type	NM
units	UG/KG
Pct_Solids	63.0
DUP_OF:	

Parameter	Result	Val Qual	Qual Code
PYRENE	530	U	

PROJ_NO: 01659

SDG: C8H150236 MEDIA: SOIL DATA FRACTION: OS

nsample	TP-6-0506
samp_date	8/13/2008
lab_id	C8H150236011
qc_type	NM
units	UG/KG
Pct_Solids	67.0
DUP_OF:	

Parameter	Result	Val Qual	Qual Code
1,1-BIPHENYL	490	U	
2,2'-OXYBIS(1-CHLOROPROPANE)	490	U	
2,4,5-TRICHLOROPHENOL	490	U	
2,4,6-TRICHLOROPHENOL	490	U	
2,4-DICHLOROPHENOL	490	U	
2,4-DIMETHYLPHENOL	490	U	
2,4-DINITROPHENOL	2400	U	
2,4-DINITROTOLUENE	490	U	
2,6-DINITROTOLUENE	490	U	
2-CHLORONAPHTHALENE	490	U	
2-CHLOROPHENOL	490	U	
2-METHYLNAPHTHALENE	490	U	
2-METHYLPHENOL	490	U	
2-NITROANILINE	2400	U	
2-NITROPHENOL	490	U	
3,3'-DICHLOROBENZIDINE	2400	U	
3-NITROANILINE	2400	U	
4,6-DINITRO-2-METHYLPHENOL	2400	U	
4-BROMOPHENYL PHENYL ETHER	490	U	
4-CHLORO-3-METHYLPHENOL	340	J	P
4-CHLOROANILINE	490	U	
4-CHLOROPHENYL PHENYL ETHER	490	U	
4-METHYLPHENOL	490	U	
4-NITROANILINE	2400	U	
4-NITROPHENOL	2400	U	
ACENAPHTHENE	490	U	
ACENAPHTHYLENE	490	U	
ACETOPHENONE	490	U	
ANTHRACENE	490	U	
ATRAZINE	490	U	
BENZALDEHYDE	490	U	
BENZO(A)ANTHRACENE	490	U	

nsample	TP-6-0506
samp_date	8/13/2008
lab_id	C8H150236011
qc_type	NM
units	UG/KG
Pct_Solids	67.0
DUP_OF:	

Parameter	Result	Val Qual	Qual Code
BENZO(A)PYRENE	490	U	
BENZO(B)FLUORANTHENE	490	U	
BENZO(G,H,I)PERYLENE	490	U	
BENZO(K)FLUORANTHENE	490	U	
BIS(2-CHLOROETHOXY)METHANE	490	U	
BIS(2-CHLOROETHYL)ETHER	490	U	
BIS(2-ETHYLHEXYL)PHTHALATE	490	U	
BUTYL BENZYL PHTHALATE	490	U	
CAPROLACTAM	490	U	
CARBAZOLE	490	U	
CHRYSENE	490	U	
DIBENZO(A,H)ANTHRACENE	490	U	
DIBENZOFURAN	490	U	
DIETHYL PHTHALATE	490	U	
DIMETHYL PHTHALATE	490	U	
DI-N-BUTYL PHTHALATE	490	U	
DI-N-OCTYL PHTHALATE	490	U	
FLUORANTHENE	490	U	
FLUORENE	490	U	
HEXACHLOROBENZENE	490	U	
HEXACHLOROBUTADIENE	490	U	
HEXACHLOROCYCLOPENTADIENE	2400	U	
HEXACHLOROETHANE	490	U	
INDENO(1,2,3-CD)PYRENE	490	U	
ISOPHORONE	490	U	
NAPHTHALENE	490	U	
NITROBENZENE	490	U	
N-NITROSO-DI-N-PROPYLAMINE	490	U	
N-NITROSODIPHENYLAMINE	490	U	
PENTACHLOROPHENOL	2400	U	
PHENANTHRENE	29	J	P
PHENOL	490	U	

nsample	TP-6-0506
samp_date	8/13/2008
lab_id	C8H150236011
qc_type	NM
units	UG/KG
Pct_Solids	67.0
DUP_OF:	

Parameter	Result	Val Qual	Qual Code
PYRENE	490	U	

PROJ_NO: 01659

SDG: C8H150236 MEDIA: SOIL DATA FRACTION: OS

nsample	TP-7-0506
samp_date	8/13/2008
lab_id	C8H150236007
qc_type	NM
units	UG/KG
Pct_Solids	67.0
DUP_OF:	

Parameter	Result	Val Qual	Qual Code
1,1-BIPHENYL	490	U	
2,2'-OXYBIS(1-CHLOROPROPANE)	490	U	
2,4,5-TRICHLOROPHENOL	490	U	
2,4,6-TRICHLOROPHENOL	490	U	
2,4-DICHLOROPHENOL	490	U	
2,4-DIMETHYLPHENOL	490	U	
2,4-DINITROPHENOL	2400	U	
2,4-DINITROTOLUENE	490	U	
2,6-DINITROTOLUENE	490	U	
2-CHLORONAPHTHALENE	490	U	
2-CHLOROPHENOL	490	U	
2-METHYLNAPHTHALENE	490	U	
2-METHYLPHENOL	490	U	
2-NITROANILINE	2400	U	
2-NITROPHENOL	490	U	
3,3'-DICHLOROBENZIDINE	2400	U	
3-NITROANILINE	2400	U	
4,6-DINITRO-2-METHYLPHENOL	2400	U	
4-BROMOPHENYL PHENYL ETHER	490	U	
4-CHLORO-3-METHYLPHENOL	490	U	
4-CHLOROANILINE	490	U	
4-CHLOROPHENYL PHENYL ETHER	490	U	
4-METHYLPHENOL	490	U	
4-NITROANILINE	2400	U	
4-NITROPHENOL	2400	U	
ACENAPHTHENE	490	U	
ACENAPHTHYLENE	490	U	
ACETOPHENONE	490	U	
ANTHRACENE	490	U	
ATRAZINE	490	U	
BENZALDEHYDE	490	U	
BENZO(A)ANTHRACENE	490	U	

nsample	TP-7-0506
samp_date	8/13/2008
lab_id	C8H150236007
qc_type	NM
units	UG/KG
Pct_Solids	67.0
DUP_OF:	

Parameter	Result	Val Qual	Qual Code
BENZO(A)PYRENE	490	U	
BENZO(B)FLUORANTHENE	490	U	
BENZO(G,H,I)PERYLENE	490	U	
BENZO(K)FLUORANTHENE	490	U	
BIS(2-CHLOROETHOXY)METHANE	490	U	
BIS(2-CHLOROETHYL)ETHER	490	U	
BIS(2-ETHYLHEXYL)PHTHALATE	490	U	
BUTYL BENZYL PHTHALATE	490	U	
CAPROLACTAM	490	U	
CARBAZOLE	490	U	
CHRYSENE	490	U	
DIBENZO(A,H)ANTHRACENE	490	U	
DIBENZOFURAN	490	U	
DIETHYL PHTHALATE	490	U	
DIMETHYL PHTHALATE	490	U	
DI-N-BUTYL PHTHALATE	490	U	
DI-N-OCTYL PHTHALATE	490	U	
FLUORANTHENE	490	U	
FLUORENE	490	U	
HEXACHLOROBENZENE	490	U	
HEXACHLOROBUTADIENE	490	U	
HEXACHLOROCYCLOPENTADIENE	2400	U	
HEXACHLOROETHANE	490	U	
INDENO(1,2,3-CD)PYRENE	490	U	
ISOPHORONE	490	U	
NAPHTHALENE	490	U	
NITROBENZENE	490	U	
N-NITROSO-DI-N-PROPYLAMINE	490	U	
N-NITROSODIPHENYLAMINE	490	U	
PENTACHLOROPHENOL	2400	U	
PHENANTHRENE	30	J	P
PHENOL	490	U	

nsample	TP-7-0506
samp_date	8/13/2008
lab_id	C8H150236007
qc_type	NM
units	UG/KG
Pct_Solids	67.0
DUP_OF:	

Parameter	Result	Val Qual	Qual Code
PYRENE	490	U	

PROJ_NO: 01659

SDG: C8H150236 MEDIA: SOIL DATA FRACTION: OS

nsample	TP-8-0506
samp_date	8/13/2008
lab_id	C8H150236009
qc_type	NM
units	UG/KG
Pct_Solids	98.0
DUP_OF:	

Parameter	Result	Val Qual	Qual Code
1,1-BIPHENYL	340	U	
2,2'-OXYBIS(1-CHLOROPROPANE)	340	U	
2,4,5-TRICHLOROPHENOL	340	U	
2,4,6-TRICHLOROPHENOL	340	U	
2,4-DICHLOROPHENOL	340	U	
2,4-DIMETHYLPHENOL	340	U	
2,4-DINITROPHENOL	1600	U	
2,4-DINITROTOLUENE	340	U	
2,6-DINITROTOLUENE	340	U	
2-CHLORONAPHTHALENE	340	U	
2-CHLOROPHENOL	340	U	
2-METHYLNAPHTHALENE	340	U	
2-METHYLPHENOL	340	U	
2-NITROANILINE	1600	U	
2-NITROPHENOL	340	U	
3,3'-DICHLOROBENZIDINE	1600	U	
3-NITROANILINE	1600	U	
4,6-DINITRO-2-METHYLPHENOL	1600	U	
4-BROMOPHENYL PHENYL ETHER	340	U	
4-CHLORO-3-METHYLPHENOL	340	U	
4-CHLOROANILINE	340	U	
4-CHLOROPHENYL PHENYL ETHER	340	U	
4-METHYLPHENOL	340	U	
4-NITROANILINE	1600	U	
4-NITROPHENOL	1600	U	
ACENAPHTHENE	340	U	
ACENAPHTHYLENE	340	U	
ACETOPHENONE	340	U	
ANTHRACENE	340	U	
ATRAZINE	340	U	
BENZALDEHYDE	340	U	
BENZO(A)ANTHRACENE	340	U	

nsample	TP-8-0506
samp_date	8/13/2008
lab_id	C8H150236009
qc_type	NM
units	UG/KG
Pct_Solids	98.0
DUP_OF:	

Parameter	Result	Val Qual	Qual Code
BENZO(A)PYRENE	340	U	
BENZO(B)FLUORANTHENE	340	U	
BENZO(G,H,I)PERYLENE	340	U	
BENZO(K)FLUORANTHENE	340	U	
BIS(2-CHLOROETHOXY)METHANE	340	U	
BIS(2-CHLOROETHYL)ETHER	340	U	
BIS(2-ETHYLHEXYL)PHTHALATE	340	U	
BUTYL BENZYL PHTHALATE	340	U	
CAPROLACTAM	340	U	
CARBAZOLE	340	U	
CHRYSENE	340	U	
DIBENZO(A,H)ANTHRACENE	340	U	
DIBENZOFURAN	340	U	
DIETHYL PHTHALATE	340	U	
DIMETHYL PHTHALATE	340	U	
DI-N-BUTYL PHTHALATE	340	U	
DI-N-OCTYL PHTHALATE	340	U	
FLUORANTHENE	340	U	
FLUORENE	340	U	
HEXACHLOROBENZENE	340	U	
HEXACHLOROBUTADIENE	340	U	
HEXACHLOROCYCLOPENTADIENE	1600	U	
HEXACHLOROETHANE	340	U	
INDENO(1,2,3-CD)PYRENE	340	U	
ISOPHORONE	340	U	
NAPHTHALENE	340	U	
NITROBENZENE	340	U	
N-NITROSO-DI-N-PROPYLAMINE	340	U	
N-NITROSODIPHENYLAMINE	340	U	
PENTACHLOROPHENOL	1600	U	
PHENANTHRENE	340	U	
PHENOL	340	U	

nsample	TP-8-0506
samp_date	8/13/2008
lab_id	C8H150236009
qc_type	NM
units	UG/KG
Pct_Solids	98.0
DUP_OF:	

Parameter	Result	Val Qual	Qual Code
PYRENE	340	U	

PROJ_NO: 01659

SDG: C8H150236 MEDIA: SOIL DATA FRACTION: OS

nsample	TP-9-0405
samp_date	8/12/2008
lab_id	C8H150236005
qc_type	NM
units	UG/KG
Pct_Solids	90.4
DUP_OF:	

Parameter	Result	Val Qual	Qual Code
1,1-BIPHENYL	370	U	
2,2'-OXYBIS(1-CHLOROPROPANE)	370	U	
2,4,5-TRICHLOROPHENOL	370	U	
2,4,6-TRICHLOROPHENOL	370	U	
2,4-DICHLOROPHENOL	370	U	
2,4-DIMETHYLPHENOL	370	U	
2,4-DINITROPHENOL	1800	U	
2,4-DINITROTOLUENE	370	U	
2,6-DINITROTOLUENE	370	U	
2-CHLORONAPHTHALENE	370	U	
2-CHLOROPHENOL	370	U	
2-METHYLNAPHTHALENE	370	U	
2-METHYLPHENOL	370	U	
2-NITROANILINE	1800	U	
2-NITROPHENOL	370	U	
3,3'-DICHLOROBENZIDINE	1800	U	
3-NITROANILINE	1800	U	
4,6-DINITRO-2-METHYLPHENOL	1800	U	
4-BROMOPHENYL PHENYL ETHER	370	U	
4-CHLORO-3-METHYLPHENOL	370	U	
4-CHLOROANILINE	370	U	
4-CHLOROPHENYL PHENYL ETHER	370	U	
4-METHYLPHENOL	370	U	
4-NITROANILINE	1800	U	
4-NITROPHENOL	1800	U	
ACENAPHTHENE	370	U	
ACENAPHTHYLENE	370	U	
ACETOPHENONE	370	U	
ANTHRACENE	370	U	
ATRAZINE	370	U	
BENZALDEHYDE	370	U	
BENZO(A)ANTHRACENE	370	U	

nsample	TP-9-0405
samp_date	8/12/2008
lab_id	C8H150236005
qc_type	NM
units	UG/KG
Pct_Solids	90.4
DUP_OF:	

Parameter	Result	Val Qual	Qual Code
BENZO(A)PYRENE	370	U	
BENZO(B)FLUORANTHENE	370	U	
BENZO(G,H,I)PERYLENE	370	U	
BENZO(K)FLUORANTHENE	370	U	
BIS(2-CHLOROETHOXY)METHANE	370	U	
BIS(2-CHLOROETHYL)ETHER	370	U	
BIS(2-ETHYLHEXYL)PHTHALATE	370	U	
BUTYL BENZYL PHTHALATE	370	U	
CAPROLACTAM	370	U	
CARBAZOLE	370	U	
CHRYSENE	370	U	
DIBENZO(A,H)ANTHRACENE	370	U	
DIBENZOFURAN	370	U	
DIETHYL PHTHALATE	370	U	
DIMETHYL PHTHALATE	370	U	
DI-N-BUTYL PHTHALATE	370	U	
DI-N-OCTYL PHTHALATE	370	U	
FLUORANTHENE	370	U	
FLUORENE	370	U	
HEXACHLOROBENZENE	370	U	
HEXACHLOROBUTADIENE	370	U	
HEXACHLOROCYCLOPENTADIENE	1800	U	
HEXACHLOROETHANE	370	U	
INDENO(1,2,3-CD)PYRENE	370	U	
ISOPHORONE	370	U	
NAPHTHALENE	370	U	
NITROBENZENE	370	U	
N-NITROSO-DI-N-PROPYLAMINE	370	U	
N-NITROSODIPHENYLAMINE	370	U	
PENTACHLOROPHENOL	1800	U	
PHENANTHRENE	370	U	
PHENOL	370	U	

nsample	TP-9-0405
samp_date	8/12/2008
lab_id	C8H150236005
qc_type	NM
units	UG/KG
Pct_Solids	90.4
DUP_OF:	

Parameter	Result	Val Qual	Qual Code
PYRENE	370	U	

PROJ_NO: 01659

SDG: C8H150236 MEDIA: SOIL DATA FRACTION: PEST/PCB

nsample	TP-13-0506	nsample	TP-15-0506	nsample	TP-17-0506
samp_date	8/12/2008	samp_date	8/13/2008	samp_date	8/14/2008
lab_id	C8H150236006	lab_id	C8H150236015	lab_id	C8H150236020
qc_type	NM	qc_type	NM	qc_type	NM
units	UG/KG	units	UG/KG	units	UG/KG
Pct_Solids	93.9	Pct_Solids	70.0	Pct_Solids	57.0
DUP_OF:		DUP_OF:		DUP_OF:	

Parameter	Result	Val Qual	Qual Code
AROCLOR-1016	35	U	
AROCLOR-1221	35	U	
AROCLOR-1232	35	U	
AROCLOR-1242	35	U	
AROCLOR-1248	35	U	
AROCLOR-1254	35	U	
AROCLOR-1260	35	U	

Parameter	Result	Val Qual	Qual Code
AROCLOR-1016	47	U	
AROCLOR-1221	47	U	
AROCLOR-1232	47	U	
AROCLOR-1242	47	U	
AROCLOR-1248	47	U	
AROCLOR-1254	47	U	
AROCLOR-1260	47	U	

Parameter	Result	Val Qual	Qual Code
AROCLOR-1016	57	U	
AROCLOR-1221	57	U	
AROCLOR-1232	57	U	
AROCLOR-1242	57	U	
AROCLOR-1248	57	U	
AROCLOR-1254	57	U	
AROCLOR-1260	57	U	

PROJ_NO: 01659

SDG: C8H150236 MEDIA: SOIL DATA FRACTION: PEST/PCB

nsample	TP-18-0607
samp_date	8/14/2008
lab_id	C8H150236017
qc_type	NM
units	UG/KG
Pct_Solids	64.0
DUP_OF:	

Parameter	Result	Val Qual	Qual Code
AROCLOR-1016	51	U	
AROCLOR-1221	51	U	
AROCLOR-1232	51	U	
AROCLOR-1242	51	U	
AROCLOR-1248	51	U	
AROCLOR-1254	51	U	
AROCLOR-1260	51	U	

nsample	TP-20-0506
samp_date	8/13/2008
lab_id	C8H150236008
qc_type	NM
units	UG/KG
Pct_Solids	92.6
DUP_OF:	

Parameter	Result	Val Qual	Qual Code
AROCLOR-1016	36	U	
AROCLOR-1221	36	U	
AROCLOR-1232	36	U	
AROCLOR-1242	36	U	
AROCLOR-1248	36	U	
AROCLOR-1254	36	U	
AROCLOR-1260	36	U	

APPENDIX B
RESULTS AS REPORTED BY THE LABORATORY

Tetra Tech NUS, Inc

Client Sample ID: TP-1-0506

GC/MS Volatiles

Lot-Sample #...:	C8H150236-013	**Work Order #...:**	KT8G51AG	**Matrix.....:**	SOLID
Date Sampled...:	08/13/08	**Date Received..:**	08/15/08	**MS Run #.....:**	8232024
Prep Date.....:	08/19/08	**Analysis Date..:**	08/19/08		
Prep Batch #...:	8232055	**Analysis Time..:**	10:14		
Dilution Factor:	1	**Initial Wgt/Vol:**	5 g	**Final Wgt/Vol..:**	5 mL
% Moisture.....:	46	**Analyst ID.....:**	010099	**Instrument ID..:**	HP3
		Method.....:	SW846 8260B		

PARAMETER	RESULT	REPORTING LIMIT	UNITS	MDL
Acetone	ND	37	ug/kg	9.2
Benzene	ND	9.2	ug/kg	1.2
Bromodichloromethane	ND	9.2	ug/kg	1.0
Bromoform	ND	9.2	ug/kg	0.82
Bromomethane	ND	9.2	ug/kg	1.4
2-Butanone	ND	9.2	ug/kg	1.6
Carbon disulfide	ND	9.2	ug/kg	0.94
Carbon tetrachloride	ND	9.2	ug/kg	0.82
Chlorobenzene	ND	9.2	ug/kg	1.4
Chloroethane	ND	9.2	ug/kg	2.9
Chloroform	ND	9.2	ug/kg	1.1
Chloromethane	ND	9.2	ug/kg	1.6
Cyclohexane	ND	9.2	ug/kg	0.68
Dibromochloromethane	ND	9.2	ug/kg	1.3
1,2-Dibromo-3-chloro-propane	ND	9.2	ug/kg	1.4
1,2-Dibromoethane	ND	9.2	ug/kg	1.6
1,3-Dichlorobenzene	ND	9.2	ug/kg	1.2
1,4-Dichlorobenzene	ND	9.2	ug/kg	1.2
1,2-Dichlorobenzene	ND	9.2	ug/kg	1.5
Dichlorodifluoromethane	ND	9.2	ug/kg	1.2
1,1-Dichloroethane	ND	9.2	ug/kg	1.1
1,2-Dichloroethane	ND	9.2	ug/kg	1.1
1,1-Dichloroethene	ND	9.2	ug/kg	1.6
cis-1,2-Dichloroethene	ND	9.2	ug/kg	1.3
trans-1,2-Dichloroethene	ND	9.2	ug/kg	1.1
1,2-Dichloropropane	ND	9.2	ug/kg	1.0
cis-1,3-Dichloropropene	ND	9.2	ug/kg	1.3
trans-1,3-Dichloropropene	ND	9.2	ug/kg	1.1
Ethylbenzene	ND	9.2	ug/kg	1.2
2-Hexanone	ND	9.2	ug/kg	1.3
Isopropylbenzene	ND	9.2	ug/kg	1.3
Methyl acetate	ND	9.2	ug/kg	1.7
Methylene chloride	ND	9.2	ug/kg	1.2
Methylcyclohexane	ND	9.2	ug/kg	1.3
4-Methyl-2-pentanone	ND	9.2	ug/kg	1.2
Methyl tert-butyl ether	ND	9.2	ug/kg	1.4

(Continued on next page)

Tetra Tech NUS, Inc

Client Sample ID: TP-1-0506

GC/MS Volatiles

Lot-Sample #...: C8H150236-013 **Work Order #...:** KT8G51AG **Matrix.....:** SOLID

PARAMETER	RESULT	REPORTING LIMIT	UNITS	MDL
Styrene	ND	9.2	ug/kg	0.98
1,1,2,2-Tetrachloroethane	ND	9.2	ug/kg	1.3
1,2,4-Trichloro-benzene	ND	9.2	ug/kg	1.6
Tetrachloroethene	ND	9.2	ug/kg	1.3
1,1,1-Trichloroethane	ND	9.2	ug/kg	0.90
1,1,2-Trichloroethane	ND	9.2	ug/kg	1.5
Trichloroethene	ND	9.2	ug/kg	1.2
Trichlorofluoromethane	ND	9.2	ug/kg	1.7
1,1,2-Trichloro-1,2,2-trifluoroethane	ND	9.2	ug/kg	2.0
Vinyl chloride	ND	9.2	ug/kg	0.87
Xylenes (total)	ND	28	ug/kg	4.1
Toluene	ND	9.2	ug/kg	1.3

SURROGATE	PERCENT RECOVERY	RECOVERY LIMITS
1,2-Dichloroethane-d4	95	(52 - 124)
Toluene-d8	94	(72 - 127)
4-Bromofluorobenzene	87	(63 - 120)
Dibromofluoromethane	94	(68 - 121)

NOTE(S):

Results and reporting limits have been adjusted for dry weight.

Tetra Tech NUS, Inc

Client Sample ID: TP-10-0506

GC/MS Volatiles

Lot-Sample #...: C8H150236-004	**Work Order #...:** KT8E41AH	**Matrix.....:** SOLID
Date Sampled...: 08/12/08	**Date Received..:** 08/15/08	**MS Run #.....:** 8231051
Prep Date.....: 08/18/08	**Analysis Date..:** 08/18/08	
Prep Batch #...: 8231054	**Analysis Time..:** 13:50	
Dilution Factor: 1	**Initial Wgt/Vol:** 5 g	**Final Wgt/Vol..:** 5 mL
% Moisture.....: 30	**Analyst ID.....:** 010099	**Instrument ID..:** HP3
	Method.....: SW846 8260B	

PARAMETER	RESULT	REPORTING LIMIT	UNITS	MDL
Acetone	ND	29	ug/kg	7.2
Benzene	ND	7.2	ug/kg	0.97
Bromodichloromethane	ND	7.2	ug/kg	0.81
Bromoform	ND	7.2	ug/kg	0.64
Bromomethane	ND	7.2	ug/kg	1.1
2-Butanone	ND	7.2	ug/kg	1.3
Carbon disulfide	ND	7.2	ug/kg	0.74
Carbon tetrachloride	ND	7.2	ug/kg	0.64
Chlorobenzene	ND	7.2	ug/kg	1.1
Chloroethane	ND	7.2	ug/kg	2.2
Chloroform	ND	7.2	ug/kg	0.84
Chloromethane	ND	7.2	ug/kg	1.2
Cyclohexane	ND	7.2	ug/kg	0.53
Dibromochloromethane	ND	7.2	ug/kg	1.0
1,2-Dibromo-3-chloro-propane	ND	7.2	ug/kg	1.1
1,2-Dibromoethane	ND	7.2	ug/kg	1.2
1,3-Dichlorobenzene	ND	7.2	ug/kg	0.94
1,4-Dichlorobenzene	ND	7.2	ug/kg	0.92
1,2-Dichlorobenzene	ND	7.2	ug/kg	1.1
Dichlorodifluoromethane	ND	7.2	ug/kg	0.96
1,1-Dichloroethane	ND	7.2	ug/kg	0.83
1,2-Dichloroethane	ND	7.2	ug/kg	0.88
1,1-Dichloroethene	ND	7.2	ug/kg	1.2
cis-1,2-Dichloroethene	ND	7.2	ug/kg	1.0
trans-1,2-Dichloroethene	ND	7.2	ug/kg	0.86
1,2-Dichloropropane	ND	7.2	ug/kg	0.78
cis-1,3-Dichloropropene	ND	7.2	ug/kg	0.97
trans-1,3-Dichloropropene	ND	7.2	ug/kg	0.86
Ethylbenzene	ND	7.2	ug/kg	0.92
2-Hexanone	ND	7.2	ug/kg	0.99
Isopropylbenzene	ND	7.2	ug/kg	0.98
Methyl acetate	ND	7.2	ug/kg	1.3
Methylene chloride	ND	7.2	ug/kg	0.97
Methylcyclohexane	ND	7.2	ug/kg	1.0
4-Methyl-2-pentanone	ND	7.2	ug/kg	0.94
Methyl tert-butyl ether	ND	7.2	ug/kg	1.1

(Continued on next page)

Tetra Tech NUS, Inc

Client Sample ID: TP-10-0506

GC/MS Volatiles

Lot-Sample #...: C8H150236-004 **Work Order #...:** KT8E41AH **Matrix.....:** SOLID

PARAMETER	RESULT	REPORTING LIMIT	UNITS	MDL
Styrene	ND	7.2	ug/kg	0.76
1,1,2,2-Tetrachloroethane	ND	7.2	ug/kg	1.0
1,2,4-Trichloro-benzene	ND	7.2	ug/kg	1.3
Tetrachloroethene	ND	7.2	ug/kg	0.98
1,1,1-Trichloroethane	ND	7.2	ug/kg	0.70
1,1,2-Trichloroethane	ND	7.2	ug/kg	1.2
Trichloroethene	ND	7.2	ug/kg	0.95
Trichlorofluoromethane	ND	7.2	ug/kg	1.3
1,1,2-Trichloro-1,2,2-trifluoroethane	ND	7.2	ug/kg	1.5
Vinyl chloride	ND	7.2	ug/kg	0.67
Xylenes (total)	ND	22	ug/kg	3.2
Toluene	ND	7.2	ug/kg	1.0

SURROGATE	PERCENT RECOVERY	RECOVERY LIMITS
1,2-Dichloroethane-d4	103	(52 - 124)
Toluene-d8	89	(72 - 127)
4-Bromofluorobenzene	90	(63 - 120)
Dibromofluoromethane	99	(68 - 121)

NOTE(S):

Results and reporting limits have been adjusted for dry weight.

Tetra Tech NUS, Inc

Client Sample ID: TP-11-06

GC/MS Volatiles

Lot-Sample #...:	C8H150236-001	**Work Order #...:**	KT8EG1A5	**Matrix.....:**	SOLID
Date Sampled...:	08/12/08	**Date Received..:**	08/15/08	**MS Run #.....:**	8231051
Prep Date.....:	08/18/08	**Analysis Date..:**	08/18/08		
Prep Batch #...:	8231054	**Analysis Time..:**	12:35		
Dilution Factor:	1	**Initial Wgt/Vol:**	5 g	**Final Wgt/Vol..:**	5 mL
% Moisture.....:	31	**Analyst ID.....:**	010099	**Instrument ID..:**	HP3
		Method.....:	SW846 8260B		

PARAMETER	RESULT	REPORTING LIMIT	UNITS	MDL
Acetone	**27 J**	**29**	**ug/kg**	**7.3**
Benzene	ND	7.3	ug/kg	0.98
Bromodichloromethane	ND	7.3	ug/kg	0.81
Bromoform	ND	7.3	ug/kg	0.64
Bromomethane	ND	7.3	ug/kg	1.1
2-Butanone	**8.1**	**7.3**	**ug/kg**	**1.3**
Carbon disulfide	ND	7.3	ug/kg	0.74
Carbon tetrachloride	ND	7.3	ug/kg	0.65
Chlorobenzene	ND	7.3	ug/kg	1.1
Chloroethane	ND	7.3	ug/kg	2.2
Chloroform	ND	7.3	ug/kg	0.85
Chloromethane	ND	7.3	ug/kg	1.2
Cyclohexane	ND	7.3	ug/kg	0.54
Dibromochloromethane	ND	7.3	ug/kg	1.0
1,2-Dibromo-3-chloro-propane	ND	7.3	ug/kg	1.1
1,2-Dibromoethane	ND	7.3	ug/kg	1.3
1,3-Dichlorobenzene	ND	7.3	ug/kg	0.95
1,4-Dichlorobenzene	ND	7.3	ug/kg	0.92
1,2-Dichlorobenzene	ND	7.3	ug/kg	1.2
Dichlorodifluoromethane	ND	7.3	ug/kg	0.97
1,1-Dichloroethane	ND	7.3	ug/kg	0.83
1,2-Dichloroethane	ND	7.3	ug/kg	0.89
1,1-Dichloroethene	ND	7.3	ug/kg	1.2
cis-1,2-Dichloroethene	ND	7.3	ug/kg	1.0
trans-1,2-Dichloroethene	ND	7.3	ug/kg	0.86
1,2-Dichloropropane	ND	7.3	ug/kg	0.79
cis-1,3-Dichloropropene	ND	7.3	ug/kg	0.98
trans-1,3-Dichloropropene	ND	7.3	ug/kg	0.87
Ethylbenzene	ND	7.3	ug/kg	0.93
2-Hexanone	ND	7.3	ug/kg	1.0
Isopropylbenzene	ND	7.3	ug/kg	0.98
Methyl acetate	ND	7.3	ug/kg	1.3
Methylene chloride	ND	7.3	ug/kg	0.98
Methylcyclohexane	ND	7.3	ug/kg	1.1
4-Methyl-2-pentanone	ND	7.3	ug/kg	0.95
Methyl tert-butyl ether	ND	7.3	ug/kg	1.1

(Continued on next page)

Tetra Tech NUS, Inc

Client Sample ID: TP-11-06

GC/MS Volatiles

Lot-Sample #...: C8H150236-001 **Work Order #...:** KT8EG1A5 **Matrix.....:** SOLID

PARAMETER	RESULT	REPORTING LIMIT	UNITS	MDL
Styrene	ND	7.3	ug/kg	0.77
1,1,2,2-Tetrachloroethane	ND	7.3	ug/kg	1.0
1,2,4-Trichloro-benzene	ND	7.3	ug/kg	1.3
Tetrachloroethene	ND	7.3	ug/kg	0.99
1,1,1-Trichloroethane	ND	7.3	ug/kg	0.71
1,1,2-Trichloroethane	ND	7.3	ug/kg	1.2
Trichloroethene	ND	7.3	ug/kg	0.95
Trichlorofluoromethane	ND	7.3	ug/kg	1.3
1,1,2-Trichloro-1,2,2-trifluoroethane	ND	7.3	ug/kg	1.5
Vinyl chloride	ND	7.3	ug/kg	0.68
Xylenes (total)	ND	22	ug/kg	3.3
Toluene	ND	7.3	ug/kg	1.1

SURROGATE	PERCENT RECOVERY	RECOVERY LIMITS
1,2-Dichloroethane-d4	107	(52 - 124)
Toluene-d8	87	(72 - 127)
4-Bromofluorobenzene	93	(63 - 120)
Dibromofluoromethane	102	(68 - 121)

NOTE(S):

Results and reporting limits have been adjusted for dry weight.

J Estimated result. Result is less than RL.

Tetra Tech NUS, Inc

Client Sample ID: TP-12-0708

GC/MS Volatiles

Lot-Sample #...:	C8H150236-018	**Work Order #...:**	KT8H01AG	**Matrix.....:**	SOLID
Date Sampled...:	08/14/08	**Date Received..:**	08/15/08	**MS Run #.....:**	8232024
Prep Date.....:	08/19/08	**Analysis Date..:**	08/19/08		
Prep Batch #...:	8232055	**Analysis Time..:**	14:52		
Dilution Factor:	1	**Initial Wgt/Vol:**	5 g	**Final Wgt/Vol..:**	5 mL
% Moisture.....:	48	**Analyst ID.....:**	010099	**Instrument ID..:**	HP3
		Method.....:	SW846 8260B		

PARAMETER	RESULT	REPORTING LIMIT	UNITS	MDL
Acetone	**25 J**	**38**	**ug/kg**	**9.6**
Benzene	ND	9.6	ug/kg	1.3
Bromodichloromethane	ND	9.6	ug/kg	1.1
Bromoform	ND	9.6	ug/kg	0.85
Bromomethane	ND	9.6	ug/kg	1.4
2-Butanone	ND	9.6	ug/kg	1.7
Carbon disulfide	ND	9.6	ug/kg	0.98
Carbon tetrachloride	ND	9.6	ug/kg	0.86
Chlorobenzene	ND	9.6	ug/kg	1.5
Chloroethane	ND	9.6	ug/kg	3.0
Chloroform	ND	9.6	ug/kg	1.1
Chloromethane	ND	9.6	ug/kg	1.6
Cyclohexane	ND	9.6	ug/kg	0.71
Dibromochloromethane	ND	9.6	ug/kg	1.4
1,2-Dibromo-3-chloro-propane	ND	9.6	ug/kg	1.4
1,2-Dibromoethane	ND	9.6	ug/kg	1.7
1,3-Dichlorobenzene	ND	9.6	ug/kg	1.3
1,4-Dichlorobenzene	ND	9.6	ug/kg	1.2
1,2-Dichlorobenzene	ND	9.6	ug/kg	1.5
Dichlorodifluoromethane	ND	9.6	ug/kg	1.3
1,1-Dichloroethane	ND	9.6	ug/kg	1.1
1,2-Dichloroethane	ND	9.6	ug/kg	1.2
1,1-Dichloroethene	ND	9.6	ug/kg	1.6
cis-1,2-Dichloroethene	ND	9.6	ug/kg	1.3
trans-1,2-Dichloroethene	ND	9.6	ug/kg	1.1
1,2-Dichloropropane	ND	9.6	ug/kg	1.0
cis-1,3-Dichloropropene	ND	9.6	ug/kg	1.3
trans-1,3-Dichloropropene	ND	9.6	ug/kg	1.1
Ethylbenzene	ND	9.6	ug/kg	1.2
2-Hexanone	ND	9.6	ug/kg	1.3
Isopropylbenzene	ND	9.6	ug/kg	1.3
Methyl acetate	ND	9.6	ug/kg	1.7
Methylene chloride	ND	9.6	ug/kg	1.3
Methylcyclohexane	ND	9.6	ug/kg	1.4
4-Methyl-2-pentanone	ND	9.6	ug/kg	1.3
Methyl tert-butyl ether	ND	9.6	ug/kg	1.4

(Continued on next page)

Tetra Tech NUS, Inc

Client Sample ID: TP-12-0708

GC/MS Volatiles

Lot-Sample #...: C8H150236-018 **Work Order #...:** KT8H01AG **Matrix.....:** SOLID

PARAMETER	RESULT	REPORTING LIMIT	UNITS	MDL
Styrene	ND	9.6	ug/kg	1.0
1,1,2,2-Tetrachloroethane	ND	9.6	ug/kg	1.4
1,2,4-Trichloro-benzene	ND	9.6	ug/kg	1.7
Tetrachloroethene	ND	9.6	ug/kg	1.3
1,1,1-Trichloroethane	ND	9.6	ug/kg	0.93
1,1,2-Trichloroethane	ND	9.6	ug/kg	1.6
Trichloroethene	ND	9.6	ug/kg	1.3
Trichlorofluoromethane	ND	9.6	ug/kg	1.8
1,1,2-Trichloro-1,2,2-trifluoroethane	ND	9.6	ug/kg	2.0
Vinyl chloride	ND	9.6	ug/kg	0.90
Xylenes (total)	ND	29	ug/kg	4.3
Toluene	ND	9.6	ug/kg	1.4

SURROGATE	PERCENT RECOVERY	RECOVERY LIMITS
1,2-Dichloroethane-d4	103	(52 - 124)
Toluene-d8	92	(72 - 127)
4-Bromofluorobenzene	90	(63 - 120)
Dibromofluoromethane	96	(68 - 121)

NOTE(S):

Results and reporting limits have been adjusted for dry weight.

J Estimated result. Result is less than RL.

Tetra Tech NUS, Inc

Client Sample ID: TP-13-0506

GC/MS Volatiles

Lot-Sample #...:	C8H150236-006	**Work Order #...:**	KT8FD1AG	**Matrix.....:**	SOLID
Date Sampled...:	08/12/08	**Date Received..:**	08/15/08	**MS Run #.....:**	8231051
Prep Date.....:	08/18/08	**Analysis Date..:**	08/18/08		
Prep Batch #...:	8231054	**Analysis Time..:**	14:40		
Dilution Factor:	1	**Initial Wgt/Vol:**	5 g	**Final Wgt/Vol..:**	5 mL
% Moisture.....:	6.1	**Analyst ID.....:**	010099	**Instrument ID..:**	HP3
		Method.....:	SW846 8260B		

PARAMETER	RESULT	REPORTING LIMIT	UNITS	MDL
Acetone	ND	21	ug/kg	5.3
Benzene	ND	5.3	ug/kg	0.72
Bromodichloromethane	ND	5.3	ug/kg	0.60
Bromoform	ND	5.3	ug/kg	0.47
Bromomethane	ND	5.3	ug/kg	0.79
2-Butanone	ND	5.3	ug/kg	0.94
Carbon disulfide	ND	5.3	ug/kg	0.55
Carbon tetrachloride	ND	5.3	ug/kg	0.48
Chlorobenzene	ND	5.3	ug/kg	0.81
Chloroethane	ND	5.3	ug/kg	1.6
Chloroform	ND	5.3	ug/kg	0.62
Chloromethane	ND	5.3	ug/kg	0.91
Cyclohexane	ND	5.3	ug/kg	0.40
Dibromochloromethane	ND	5.3	ug/kg	0.76
1,2-Dibromo-3-chloro-propane	ND	5.3	ug/kg	0.80
1,2-Dibromoethane	ND	5.3	ug/kg	0.92
1,3-Dichlorobenzene	ND	5.3	ug/kg	0.70
1,4-Dichlorobenzene	ND	5.3	ug/kg	0.68
1,2-Dichlorobenzene	ND	5.3	ug/kg	0.85
Dichlorodifluoromethane	ND	5.3	ug/kg	0.71
1,1-Dichloroethane	ND	5.3	ug/kg	0.61
1,2-Dichloroethane	ND	5.3	ug/kg	0.65
1,1-Dichloroethene	ND	5.3	ug/kg	0.90
cis-1,2-Dichloroethene	ND	5.3	ug/kg	0.75
trans-1,2-Dichloroethene	ND	5.3	ug/kg	0.63
1,2-Dichloropropane	ND	5.3	ug/kg	0.58
cis-1,3-Dichloropropene	ND	5.3	ug/kg	0.72
trans-1,3-Dichloropropene	ND	5.3	ug/kg	0.64
Ethylbenzene	ND	5.3	ug/kg	0.68
2-Hexanone	ND	5.3	ug/kg	0.73
Isopropylbenzene	ND	5.3	ug/kg	0.72
Methyl acetate	ND	5.3	ug/kg	0.96
Methylene chloride	ND	5.3	ug/kg	0.72
Methylcyclohexane	ND	5.3	ug/kg	0.77
4-Methyl-2-pentanone	ND	5.3	ug/kg	0.69
Methyl tert-butyl ether	ND	5.3	ug/kg	0.80

(Continued on next page)

Tetra Tech NUS, Inc

Client Sample ID: TP-13-0506

GC/MS Volatiles

Lot-Sample #...: C8H150236-006 **Work Order #...:** KT8FD1AG **Matrix.....:** SOLID

PARAMETER	RESULT	REPORTING LIMIT	UNITS	MDL
Styrene	ND	5.3	ug/kg	0.57
1,1,2,2-Tetrachloroethane	ND	5.3	ug/kg	0.76
1,2,4-Trichloro-benzene	ND	5.3	ug/kg	0.94
Tetrachloroethene	ND	5.3	ug/kg	0.72
1,1,1-Trichloroethane	ND	5.3	ug/kg	0.52
1,1,2-Trichloroethane	ND	5.3	ug/kg	0.88
Trichloroethene	ND	5.3	ug/kg	0.70
Trichlorofluoromethane	ND	5.3	ug/kg	0.98
1,1,2-Trichloro-1,2,2-trifluoroethane	ND	5.3	ug/kg	1.1
Vinyl chloride	ND	5.3	ug/kg	0.50
Xylenes (total)	ND	16	ug/kg	2.4
Toluene	ND	5.3	ug/kg	0.78

SURROGATE	PERCENT RECOVERY	RECOVERY LIMITS
1,2-Dichloroethane-d4	103	(52 - 124)
Toluene-d8	92	(72 - 127)
4-Bromofluorobenzene	92	(63 - 120)
Dibromofluoromethane	100	(68 - 121)

NOTE(S):

Results and reporting limits have been adjusted for dry weight.

Tetra Tech NUS, Inc

Client Sample ID: TP-14-0506

GC/MS Volatiles

Lab Sample #...:	C8H150236-014	**Work Order #...:**	KT8G61AG	**Matrix.....:**	SOLID
Date Sampled...:	08/13/08	**Date Received..:**	08/15/08	**MS Run #.....:**	8232024
Prep Date.....:	08/19/08	**Analysis Date..:**	08/19/08		
Prep Batch #...:	8232055	**Analysis Time..:**	11:31		
Dilution Factor:	1	**Initial Wgt/Vol:**	5 g	**Final Wgt/Vol..:**	5 mL
% Moisture.....:	24	**Analyst ID.....:**	010099	**Instrument ID..:**	HP3
		Method.....:	SW846 8260B		

PARAMETER	RESULT	REPORTING LIMIT	UNITS	MDL
Acetone	**31**	**26**	**ug/kg**	**6.6**
Benzene	ND	6.6	ug/kg	0.89
Bromodichloromethane	ND	6.6	ug/kg	0.74
Bromoform	ND	6.6	ug/kg	0.58
Bromomethane	ND	6.6	ug/kg	0.97
2-Butanone	**7.8**	**6.6**	**ug/kg**	**1.2**
Carbon disulfide	**2.3 J**	**6.6**	**ug/kg**	**0.67**
Carbon tetrachloride	ND	6.6	ug/kg	0.59
Chlorobenzene	ND	6.6	ug/kg	1.0
Chloroethane	ND	6.6	ug/kg	2.0
Chloroform	ND	6.6	ug/kg	0.77
Chloromethane	ND	6.6	ug/kg	1.1
Cyclohexane	ND	6.6	ug/kg	0.49
Dibromochloromethane	ND	6.6	ug/kg	0.94
1,2-Dibromo-3-chloropropane	ND	6.6	ug/kg	0.99
1,2-Dibromoethane	ND	6.6	ug/kg	1.1
1,2-Dichlorobenzene	ND	6.6	ug/kg	0.86
1,3-Dichlorobenzene	ND	6.6	ug/kg	0.84
1,4-Dichlorobenzene	ND	6.6	ug/kg	1.1
Dichlorodifluoromethane	ND	6.6	ug/kg	0.88
1,1-Dichloroethane	ND	6.6	ug/kg	0.76
1,2-Dichloroethane	ND	6.6	ug/kg	0.81
1,1-Dichloroethene	ND	6.6	ug/kg	1.1
cis-1,2-Dichloroethene	ND	6.6	ug/kg	0.93
trans-1,2-Dichloroethene	ND	6.6	ug/kg	0.79
1,2-Dichloropropane	ND	6.6	ug/kg	0.72
cis-1,3-Dichloropropene	ND	6.6	ug/kg	0.89
trans-1,3-Dichloropropene	ND	6.6	ug/kg	0.79
Ethylbenzene	ND	6.6	ug/kg	0.85
2-Hexanone	ND	6.6	ug/kg	0.91
Isopropylbenzene	ND	6.6	ug/kg	0.89
Methyl acetate	ND	6.6	ug/kg	1.2
Methylene chloride	ND	6.6	ug/kg	0.89
Methylcyclohexane	ND	6.6	ug/kg	0.96
4-Methyl-2-pentanone	ND	6.6	ug/kg	0.86
Methyl tert-butyl ether	ND	6.6	ug/kg	0.99

(Continued on next page)

Tetra Tech NUS, Inc

Client Sample ID: TP-14-0506

GC/MS Volatiles

Lot-Sample #...: C8H150236-014 **Work Order #...:** KT8G61AG **Matrix.....:** SOLID

PARAMETER	RESULT	REPORTING LIMIT	UNITS	MDL
Styrene	ND	6.6	ug/kg	0.70
1,1,2,2-Tetrachloroethane	ND	6.6	ug/kg	0.95
1,2,4-Trichloro-benzene	ND	6.6	ug/kg	1.2
Tetrachloroethene	ND	6.6	ug/kg	0.90
1,1,1-Trichloroethane	ND	6.6	ug/kg	0.64
1,1,2-Trichloroethane	ND	6.6	ug/kg	1.1
Trichloroethene	ND	6.6	ug/kg	0.87
Trichlorofluoromethane	ND	6.6	ug/kg	1.2
1,1,2-Trichloro-1,2,2-trifluoroethane	ND	6.6	ug/kg	1.4
Vinyl chloride	ND	6.6	ug/kg	0.62
Xylenes (total)	ND	20	ug/kg	3.0
Toluene	ND	6.6	ug/kg	0.96

SURROGATE	PERCENT RECOVERY	RECOVERY LIMITS
1,2-Dichloroethane-d4	101	(52 - 124)
Toluene-d8	94	(72 - 127)
4-Bromofluorobenzene	90	(63 - 120)
Dibromofluoromethane	94	(68 - 121)

NOTE(S):

Results and reporting limits have been adjusted for dry weight.

J Estimated result. Result is less than RL.

Tetra Tech NUS, Inc

Client Sample ID: TP-15-0506

GC/MS Volatiles

Lot-Sample #...:	C8H150236-015	**Work Order #...:**	KT8HG1A7	**Matrix.....:**	SOLID
Date Sampled...:	08/13/08	**Date Received..:**	08/15/08	**MS Run #.....:**	8232024
Prep Date.....:	08/19/08	**Analysis Date..:**	08/19/08		
Prep Batch #...:	8232055	**Analysis Time..:**	12:46		
Dilution Factor:	1	**Initial Wgt/Vol:**	5 g	**Final Wgt/Vol..:**	5 mL
% Moisture.....:	30	**Analyst ID.....:**	010099	**Instrument ID..:**	HP3
		Method.....:	SW846 8260B		

PARAMETER	RESULT	REPORTING LIMIT	UNITS	MDL
Acetone	ND	29	ug/kg	7.1
Benzene	ND	7.1	ug/kg	0.96
Bromodichloromethane	ND	7.1	ug/kg	0.80
Bromoform	ND	7.1	ug/kg	0.63
Bromomethane	ND	7.1	ug/kg	1.1
2-Butanone	ND	7.1	ug/kg	1.3
Carbon disulfide	ND	7.1	ug/kg	0.73
Carbon tetrachloride	ND	7.1	ug/kg	0.64
Chlorobenzene	ND	7.1	ug/kg	1.1
Chloroethane	ND	7.1	ug/kg	2.2
Chloroform	ND	7.1	ug/kg	0.83
Chloromethane	ND	7.1	ug/kg	1.2
Cyclohexane	ND	7.1	ug/kg	0.53
Dibromochloromethane	ND	7.1	ug/kg	1.0
1,2-Dibromo-3-chloro-propane	ND	7.1	ug/kg	1.1
1,2-Dibromoethane	ND	7.1	ug/kg	1.2
1,3-Dichlorobenzene	ND	7.1	ug/kg	0.94
1,4-Dichlorobenzene	ND	7.1	ug/kg	0.91
1,2-Dichlorobenzene	ND	7.1	ug/kg	1.1
Dichlorodifluoromethane	ND	7.1	ug/kg	0.95
1,1-Dichloroethane	ND	7.1	ug/kg	0.82
1,2-Dichloroethane	ND	7.1	ug/kg	0.87
1,1-Dichloroethene	ND	7.1	ug/kg	1.2
cis-1,2-Dichloroethene	ND	7.1	ug/kg	1.0
trans-1,2-Dichloroethene	ND	7.1	ug/kg	0.85
1,2-Dichloropropane	ND	7.1	ug/kg	0.77
cis-1,3-Dichloropropene	ND	7.1	ug/kg	0.97
trans-1,3-Dichloropropene	ND	7.1	ug/kg	0.85
Ethylbenzene	ND	7.1	ug/kg	0.92
2-Hexanone	ND	7.1	ug/kg	0.98
Isopropylbenzene	ND	7.1	ug/kg	0.97
Methyl acetate	ND	7.1	ug/kg	1.3
Methylene chloride	ND	7.1	ug/kg	0.96
Methylcyclohexane	ND	7.1	ug/kg	1.0
4-Methyl-2-pentanone	ND	7.1	ug/kg	0.93
Methyl tert-butyl ether	ND	7.1	ug/kg	1.1

(Continued on next page)

Tetra Tech NUS, Inc

Client Sample ID: TP-15-0506

GC/MS Volatiles

Lot-Sample #...: C8H150236-015 **Work Order #...:** KT8HG1A7 **Matrix.....:** SOLID

PARAMETER	RESULT	REPORTING LIMIT	UNITS	MDL
Styrene	ND	7.1	ug/kg	0.76
1,1,2,2-Tetrachloroethane	ND	7.1	ug/kg	1.0
1,2,4-Trichloro-benzene	ND	7.1	ug/kg	1.3
Tetrachloroethene	ND	7.1	ug/kg	0.97
1,1,1-Trichloroethane	ND	7.1	ug/kg	0.69
1,1,2-Trichloroethane	ND	7.1	ug/kg	1.2
Trichloroethene	ND	7.1	ug/kg	0.94
Trichlorofluoromethane	ND	7.1	ug/kg	1.3
1,1,2-Trichloro-1,2,2-trifluoroethane	ND	7.1	ug/kg	1.5
Vinyl chloride	ND	7.1	ug/kg	0.67
Xylenes (total)	ND	21	ug/kg	3.2
Toluene	ND	7.1	ug/kg	1.0

SURROGATE	PERCENT RECOVERY	RECOVERY LIMITS
1,2-Dichloroethane-d4	100	(52 - 124)
Toluene-d8	92	(72 - 127)
4-Bromofluorobenzene	86	(63 - 120)
Dibromofluoromethane	95	(68 - 121)

NOTE(S):

Results and reporting limits have been adjusted for dry weight.

Tetra Tech NUS, Inc

Client Sample ID: TP-16-05

GC/MS Volatiles

Lot-Sample #...: C8H150236-003	**Work Order #...:** KT8EW1A5	**Matrix.....:** SOLID
Date Sampled...: 08/12/08	**Date Received..:** 08/15/08	**MS Run #.....:** 8231051
Prep Date.....: 08/18/08	**Analysis Date..:** 08/18/08	
Prep Batch #...: 8231054	**Analysis Time..:** 13:25	
Dilution Factor: 1	**Initial Wgt/Vol:** 5 g	**Final Wgt/Vol..:** 5 mL
% Moisture.....: 31	**Analyst ID.....:** 010099	**Instrument ID..:** HP3
	Method.....: SW846 8260B	

PARAMETER	RESULT	REPORTING LIMIT	UNITS	MDL
Acetone	ND	29	ug/kg	7.2
Benzene	ND	7.2	ug/kg	0.98
Bromodichloromethane	ND	7.2	ug/kg	0.81
Bromoform	ND	7.2	ug/kg	0.64
Bromomethane	ND	7.2	ug/kg	1.1
2-Butanone	ND	7.2	ug/kg	1.3
Carbon disulfide	ND	7.2	ug/kg	0.74
Carbon tetrachloride	ND	7.2	ug/kg	0.65
Chlorobenzene	ND	7.2	ug/kg	1.1
Chloroethane	ND	7.2	ug/kg	2.2
Chloroform	ND	7.2	ug/kg	0.85
Chloromethane	ND	7.2	ug/kg	1.2
Cyclohexane	ND	7.2	ug/kg	0.54
Dibromochloromethane	ND	7.2	ug/kg	1.0
1,2-Dibromo-3-chloro-propane	ND	7.2	ug/kg	1.1
1,2-Dibromoethane	ND	7.2	ug/kg	1.3
1,3-Dichlorobenzene	ND	7.2	ug/kg	0.95
1,4-Dichlorobenzene	ND	7.2	ug/kg	0.92
1,2-Dichlorobenzene	ND	7.2	ug/kg	1.2
Dichlorodifluoromethane	ND	7.2	ug/kg	0.96
1,1-Dichloroethane	ND	7.2	ug/kg	0.83
1,2-Dichloroethane	ND	7.2	ug/kg	0.89
1,1-Dichloroethene	ND	7.2	ug/kg	1.2
cis-1,2-Dichloroethene	ND	7.2	ug/kg	1.0
trans-1,2-Dichloroethene	ND	7.2	ug/kg	0.86
1,2-Dichloropropane	ND	7.2	ug/kg	0.79
cis-1,3-Dichloropropene	ND	7.2	ug/kg	0.98
trans-1,3-Dichloropropene	ND	7.2	ug/kg	0.87
Ethylbenzene	ND	7.2	ug/kg	0.93
2-Hexanone	ND	7.2	ug/kg	1.0
Isopropylbenzene	ND	7.2	ug/kg	0.98
Methyl acetate	ND	7.2	ug/kg	1.3
Methylene chloride	ND	7.2	ug/kg	0.97
Methylcyclohexane	ND	7.2	ug/kg	1.1
4-Methyl-2-pentanone	ND	7.2	ug/kg	0.95
Methyl tert-butyl ether	ND	7.2	ug/kg	1.1

(Continued on next page)

Tetra Tech NUS, Inc

Client Sample ID: TP-16-05

GC/MS Volatiles

Lot-Sample #...: C8H150236-003 **Work Order #...:** KT8EW1A5 **Matrix.....:** SOLID

PARAMETER	RESULT	REPORTING LIMIT	UNITS	MDL
Styrene	**2.6 J**	**7.2**	**ug/kg**	**0.77**
1,1,2,2-Tetrachloroethane	ND	7.2	ug/kg	1.0
1,2,4-Trichloro-benzene	ND	7.2	ug/kg	1.3
Tetrachloroethene	ND	7.2	ug/kg	0.99
1,1,1-Trichloroethane	ND	7.2	ug/kg	0.70
1,1,2-Trichloroethane	ND	7.2	ug/kg	1.2
Trichloroethene	ND	7.2	ug/kg	0.95
Trichlorofluoromethane	ND	7.2	ug/kg	1.3
1,1,2-Trichloro-1,2,2-trifluoroethane	ND	7.2	ug/kg	1.5
Vinyl chloride	ND	7.2	ug/kg	0.68
Xylenes (total)	ND	22	ug/kg	3.2
Toluene	ND	7.2	ug/kg	1.1

SURROGATE	PERCENT RECOVERY	RECOVERY LIMITS
1,2-Dichloroethane-d4	104	(52 - 124)
Toluene-d8	89	(72 - 127)
4-Bromofluorobenzene	95	(63 - 120)
Dibromofluoromethane	101	(68 - 121)

NOTE(S):

Results and reporting limits have been adjusted for dry weight.

J Estimated result. Result is less than RL.

Tetra Tech NUS, Inc

Client Sample ID: TP-17-0506

GC/MS Volatiles

Lot-Sample #...: C8H150236-020
Date Sampled...: 08/14/08
Prep Date.....: 08/19/08
Prep Batch #...: 8232055
Dilution Factor: 1
% Moisture.....: 43

Work Order #...: KT8JE1A6
Date Received..: 08/15/08
Analysis Date..: 08/19/08
Analysis Time..: 15:41
Initial Wgt/Vol: 5 g
Analyst ID.....: 010099
Method.....: SW846 8260B

Matrix.....: SOLID
MS Run #.....: 8232024

Final Wgt/Vol..: 5 mL
Instrument ID..: HP3

PARAMETER	RESULT	REPORTING LIMIT	UNITS	MDL
Acetone	36	35	ug/kg	8.8
Benzene	ND	8.8	ug/kg	1.2
Bromodichloromethane	ND	8.8	ug/kg	0.99
Bromoform	ND	8.8	ug/kg	0.78
Bromomethane	ND	8.8	ug/kg	1.3
2-Butanone	ND	8.8	ug/kg	1.5
Carbon disulfide	3.5 J	8.8	ug/kg	0.90
Carbon tetrachloride	ND	8.8	ug/kg	0.78
Chlorobenzene	ND	8.8	ug/kg	1.3
Chloroethane	ND	8.8	ug/kg	2.7
Chloroform	ND	8.8	ug/kg	1.0
Chloromethane	ND	8.8	ug/kg	1.5
Cyclohexane	ND	8.8	ug/kg	0.65
Dibromochloromethane	ND	8.8	ug/kg	1.2
1,2-Dibromo-3-chloropropane	ND	8.8	ug/kg	1.3
1,2-Dibromoethane	ND	8.8	ug/kg	1.5
1,3-Dichlorobenzene	ND	8.8	ug/kg	1.2
1,4-Dichlorobenzene	ND	8.8	ug/kg	1.1
1,2-Dichlorobenzene	ND	8.8	ug/kg	1.4
Dichlorodifluoromethane	ND	8.8	ug/kg	1.2
1,1-Dichloroethane	ND	8.8	ug/kg	1.0
1,2-Dichloroethane	ND	8.8	ug/kg	1.1
1,1-Dichloroethene	ND	8.8	ug/kg	1.5
cis-1,2-Dichloroethene	ND	8.8	ug/kg	1.2
trans-1,2-Dichloroethene	ND	8.8	ug/kg	1.0
1,2-Dichloropropane	ND	8.8	ug/kg	0.95
cis-1,3-Dichloropropene	ND	8.8	ug/kg	1.2
trans-1,3-Dichloropropene	ND	8.8	ug/kg	1.1
Ethylbenzene	ND	8.8	ug/kg	1.1
2-Hexanone	ND	8.8	ug/kg	1.2
Isopropylbenzene	ND	8.8	ug/kg	1.2
Methyl acetate	ND	8.8	ug/kg	1.6
Methylene chloride	ND	8.8	ug/kg	1.2
Methylcyclohexane	ND	8.8	ug/kg	1.3
4-Methyl-2-pentanone	ND	8.8	ug/kg	1.1
Methyl tert-butyl ether	ND	8.8	ug/kg	1.3

(Continued on next page)

Tetra Tech NUS, Inc

Client Sample ID: TP-17-0506

GC/MS Volatiles

Lot-Sample #...: C8H150236-020 Work Order #...: KT8JE1A6 Matrix.....: SOLID

PARAMETER	RESULT	REPORTING LIMIT	UNITS	MDL
Styrene	ND	8.8	ug/kg	0.93
1,1,2,2-Tetrachloroethane	ND	8.8	ug/kg	1.3
1,2,4-Trichloro-benzene	ND	8.8	ug/kg	1.5
Tetrachloroethene	ND	8.8	ug/kg	1.2
1,1,1-Trichloroethane	ND	8.8	ug/kg	0.85
1,1,2-Trichloroethane	ND	8.8	ug/kg	1.5
Trichloroethene	ND	8.8	ug/kg	1.2
Trichlorofluoromethane	ND	8.8	ug/kg	1.6
1,1,2-Trichloro-1,2,2-trifluoroethane	ND	8.8	ug/kg	1.9
Vinyl chloride	ND	8.8	ug/kg	0.82
Xylenes (total)	ND	26	ug/kg	3.9
Toluene	ND	8.8	ug/kg	1.3

SURROGATE	PERCENT RECOVERY	RECOVERY LIMITS
1,2-Dichloroethane-d4	105	(52 - 124)
Toluene-d8	95	(72 - 127)
4-Bromofluorobenzene	91	(63 - 120)
Dibromofluoromethane	97	(68 - 121)

NOTE(S):

Results and reporting limits have been adjusted for dry weight.

J Estimated result. Result is less than RL.

Tetra Tech NUS, Inc

Client Sample ID: TP-18-0607

GC/MS Volatiles

Lot-Sample #...: C8H150236-017	**Work Order #...:** KT8HN1A6	**Matrix.....:** SOLID	
Date Sampled...: 08/14/08	**Date Received..:** 08/15/08	**MS Run #.....:** 8232024	
Prep Date.....: 08/19/08	**Analysis Date..:** 08/19/08		
Prep Batch #...: 8232055	**Analysis Time..:** 14:27		
Dilution Factor: 1	**Initial Wgt/Vol:** 5 g	**Final Wgt/Vol..:** 5 mL	
% Moisture.....: 36	**Analyst ID.....:** 010099	**Instrument ID..:** HP3	
	Method.....: SW846 8260B		

PARAMETER	RESULT	REPORTING LIMIT	UNITS	MDL
Acetone	**77**	**31**	**ug/kg**	**7.8**
Benzene	ND	7.8	ug/kg	1.0
Bromodichloromethane	ND	7.8	ug/kg	0.87
Bromoform	ND	7.8	ug/kg	0.69
Bromomethane	ND	7.8	ug/kg	1.1
2-Butanone	**13**	**7.8**	**ug/kg**	**1.4**
Carbon disulfide	**8.4**	**7.8**	**ug/kg**	**0.79**
Carbon tetrachloride	ND	7.8	ug/kg	0.69
Chlorobenzene	ND	7.8	ug/kg	1.2
Chloroethane	ND	7.8	ug/kg	2.4
Chloroform	ND	7.8	ug/kg	0.91
Chloromethane	ND	7.8	ug/kg	1.3
Cyclohexane	ND	7.8	ug/kg	0.58
Dibromochloromethane	ND	7.8	ug/kg	1.1
1,2-Dibromo-3-chloropropane	ND	7.8	ug/kg	1.2
1,2-Dibromoethane	ND	7.8	ug/kg	1.3
1,3-Dichlorobenzene	ND	7.8	ug/kg	1.0
1,4-Dichlorobenzene	ND	7.8	ug/kg	0.99
1,2-Dichlorobenzene	ND	7.8	ug/kg	1.2
Dichlorodifluoromethane	ND	7.8	ug/kg	1.0
1,1-Dichloroethane	ND	7.8	ug/kg	0.89
1,2-Dichloroethane	ND	7.8	ug/kg	0.95
1,1-Dichloroethene	ND	7.8	ug/kg	1.3
cis-1,2-Dichloroethene	ND	7.8	ug/kg	1.1
trans-1,2-Dichloroethene	ND	7.8	ug/kg	0.92
1,2-Dichloropropane	ND	7.8	ug/kg	0.84
cis-1,3-Dichloropropene	ND	7.8	ug/kg	1.1
trans-1,3-Dichloropropene	ND	7.8	ug/kg	0.93
Ethylbenzene	ND	7.8	ug/kg	1.0
2-Hexanone	ND	7.8	ug/kg	1.1
Isopropylbenzene	ND	7.8	ug/kg	1.1
Methyl acetate	ND	7.8	ug/kg	1.4
Methylene chloride	**1.1 J**	**7.8**	**ug/kg**	**1.0**
Methylcyclohexane	ND	7.8	ug/kg	1.1
4-Methyl-2-pentanone	ND	7.8	ug/kg	1.0
Methyl tert-butyl ether	ND	7.8	ug/kg	1.2

(Continued on next page)

Tetra Tech NUS, Inc

Client Sample ID: TP-18-0607

GC/MS Volatiles

Lot-Sample #...: C8H150236-017 **Work Order #...:** KT8HN1A6 **Matrix.....:** SOLID

PARAMETER	RESULT	REPORTING LIMIT	UNITS	MDL
Styrene	ND	7.8	ug/kg	0.82
1,1,2,2-Tetrachloroethane	ND	7.8	ug/kg	1.1
1,2,4-Trichloro-benzene	ND	7.8	ug/kg	1.4
Tetrachloroethene	ND	7.8	ug/kg	1.1
1,1,1-Trichloroethane	ND	7.8	ug/kg	0.75
1,1,2-Trichloroethane	ND	7.8	ug/kg	1.3
Trichloroethene	ND	7.8	ug/kg	1.0
Trichlorofluoromethane	ND	7.8	ug/kg	1.4
1,1,2-Trichloro-1,2,2-trifluoroethane	ND	7.8	ug/kg	1.7
Vinyl chloride	ND	7.8	ug/kg	0.73
Xylenes (total)	ND	23	ug/kg	3.5
Toluene	ND	7.8	ug/kg	1.1

SURROGATE	PERCENT RECOVERY	RECOVERY LIMITS
1,2-Dichloroethane-d4	103	(52 - 124)
Toluene-d8	92	(72 - 127)
4-Bromofluorobenzene	88	(63 - 120)
Dibromofluoromethane	96	(68 - 121)

NOTE(S):

Results and reporting limits have been adjusted for dry weight.

J Estimated result. Result is less than RL.

Tetra Tech NUS, Inc

Client Sample ID: TP-19-0506

GC/MS Volatiles

Lot-Sample #...:	C8H150236-010	**Work Order #...:**	KT8G01AG	**Matrix.....:**	SOLID
Date Sampled...:	08/13/08	**Date Received..:**	08/15/08	**MS Run #.....:**	8232024
Prep Date.....:	08/19/08	**Analysis Date..:**	08/19/08		
Prep Batch #...:	8232055	**Analysis Time..:**	06:26		
Dilution Factor:	1	**Initial Wgt/Vol:**	5 g	**Final Wgt/Vol..:**	5 mL
% Moisture.....:	8.1	**Analyst ID.....:**	010099	**Instrument ID..:**	HP3
		Method.....:	SW846 8260B		

PARAMETER	RESULT	REPORTING LIMIT	UNITS	MDL
Acetone	ND	22	ug/kg	5.4
Benzene	ND	5.4	ug/kg	0.73
Bromodichloromethane	ND	5.4	ug/kg	0.61
Bromoform	ND	5.4	ug/kg	0.48
Bromomethane	ND	5.4	ug/kg	0.80
2-Butanone	ND	5.4	ug/kg	0.96
Carbon disulfide	ND	5.4	ug/kg	0.56
Carbon tetrachloride	ND	5.4	ug/kg	0.49
Chlorobenzene	ND	5.4	ug/kg	0.82
Chloroethane	ND	5.4	ug/kg	1.7
Chloroform	ND	5.4	ug/kg	0.64
Chloromethane	ND	5.4	ug/kg	0.93
Cyclohexane	ND	5.4	ug/kg	0.40
Dibromochloromethane	ND	5.4	ug/kg	0.77
1,2-Dibromo-3-chloro-propane	ND	5.4	ug/kg	0.81
1,2-Dibromoethane	ND	5.4	ug/kg	0.94
1,3-Dichlorobenzene	ND	5.4	ug/kg	0.71
1,4-Dichlorobenzene	ND	5.4	ug/kg	0.69
1,2-Dichlorobenzene	ND	5.4	ug/kg	0.87
Dichlorodifluoromethane	ND	5.4	ug/kg	0.72
1,1-Dichloroethane	ND	5.4	ug/kg	0.63
1,2-Dichloroethane	ND	5.4	ug/kg	0.67
1,1-Dichloroethene	ND	5.4	ug/kg	0.92
cis-1,2-Dichloroethene	ND	5.4	ug/kg	0.77
trans-1,2-Dichloroethene	ND	5.4	ug/kg	0.65
1,2-Dichloropropane	ND	5.4	ug/kg	0.59
cis-1,3-Dichloropropene	ND	5.4	ug/kg	0.74
trans-1,3-Dichloropropene	ND	5.4	ug/kg	0.65
Ethylbenzene	ND	5.4	ug/kg	0.70
2-Hexanone	ND	5.4	ug/kg	0.75
Isopropylbenzene	ND	5.4	ug/kg	0.74
Methyl acetate	ND	5.4	ug/kg	0.98
Methylene chloride	ND	5.4	ug/kg	0.73
Methylcyclohexane	ND	5.4	ug/kg	0.79
4-Methyl-2-pentanone	ND	5.4	ug/kg	0.71
Methyl tert-butyl ether	ND	5.4	ug/kg	0.81

(Continued on next page)

Tetra Tech NUS, Inc

Client Sample ID: TP-19-0506

GC/MS Volatiles

Lab Sample #...: C8H150236-010 **Work Order #...:** KT8G01AG **Matrix.....:** SOLID

PARAMETER	RESULT	REPORTING LIMIT	UNITS	MDL
Styrene	ND	5.4	ug/kg	0.58
1,1,2,2-Tetrachloroethane	ND	5.4	ug/kg	0.78
1,2,4-Trichloro-benzene	ND	5.4	ug/kg	0.96
Tetrachloroethene	ND	5.4	ug/kg	0.74
1,1,1-Trichloroethane	ND	5.4	ug/kg	0.53
1,1,2-Trichloroethane	ND	5.4	ug/kg	0.90
Trichloroethene	ND	5.4	ug/kg	0.72
Trichlorofluoromethane	ND	5.4	ug/kg	1.0
1,2,2-Trichloro-1,2,2-trifluoroethane	ND	5.4	ug/kg	1.2
Vinyl chloride	ND	5.4	ug/kg	0.51
Xylenes (total)	ND	16	ug/kg	2.4
Toluene	ND	5.4	ug/kg	0.79

SURROGATE	PERCENT RECOVERY	RECOVERY LIMITS
1,2-Dichloroethane-d4	92	(52 - 124)
Toluene-d8	88	(72 - 127)
4-Bromofluorobenzene	84	(63 - 120)
Dibromofluoromethane	91	(68 - 121)

ND: Not Detected

Reporting limits have been adjusted for dry weight.

Tetra Tech NUS, Inc

Client Sample ID: TP-2-0708

GC/MS Volatiles

Lot-Sample #...:	C8H150236-016	**Work Order #...:**	KT8HJ1AG	**Matrix.....:**	SOLID
Date Sampled...:	08/14/08	**Date Received..:**	08/15/08	**MS Run #.....:**	8232024
Prep Date.....:	08/19/08	**Analysis Date..:**	08/19/08		
Prep Batch #...:	8232055	**Analysis Time..:**	13:37		
Dilution Factor:	1	**Initial Wgt/Vol:**	5 g	**Final Wgt/Vol..:**	5 mL
% Moisture.....:	45	**Analyst ID.....:**	010099	**Instrument ID..:**	HP3
		Method.....:	SW846 8260B		

PARAMETER	RESULT	REPORTING LIMIT	UNITS	MDL
Acetone	**17 J**	**37**	**ug/kg**	**9.2**
Benzene	ND	9.2	ug/kg	1.2
Bromodichloromethane	ND	9.2	ug/kg	1.0
Bromoform	ND	9.2	ug/kg	0.81
Bromomethane	ND	9.2	ug/kg	1.4
2-Butanone	ND	9.2	ug/kg	1.6
Carbon disulfide	ND	9.2	ug/kg	0.94
Carbon tetrachloride	ND	9.2	ug/kg	0.82
Chlorobenzene	ND	9.2	ug/kg	1.4
Chloroethane	ND	9.2	ug/kg	2.8
Chloroform	ND	9.2	ug/kg	1.1
Chloromethane	ND	9.2	ug/kg	1.6
Cyclohexane	ND	9.2	ug/kg	0.68
Dibromochloromethane	ND	9.2	ug/kg	1.3
1,2-Dibromo-3-chloro-propane	ND	9.2	ug/kg	1.4
1,2-Dibromoethane	ND	9.2	ug/kg	1.6
1,3-Dichlorobenzene	ND	9.2	ug/kg	1.2
1,4-Dichlorobenzene	ND	9.2	ug/kg	1.2
1,2-Dichlorobenzene	ND	9.2	ug/kg	1.5
Dichlorodifluoromethane	ND	9.2	ug/kg	1.2
1,1-Dichloroethane	ND	9.2	ug/kg	1.1
1,2-Dichloroethane	ND	9.2	ug/kg	1.1
1,1-Dichloroethene	ND	9.2	ug/kg	1.6
cis-1,2-Dichloroethene	ND	9.2	ug/kg	1.3
trans-1,2-Dichloroethene	ND	9.2	ug/kg	1.1
1,2-Dichloropropane	ND	9.2	ug/kg	1.0
cis-1,3-Dichloropropene	ND	9.2	ug/kg	1.2
trans-1,3-Dichloropropene	ND	9.2	ug/kg	1.1
Ethylbenzene	ND	9.2	ug/kg	1.2
2-Hexanone	ND	9.2	ug/kg	1.3
Isopropylbenzene	ND	9.2	ug/kg	1.2
Methyl acetate	ND	9.2	ug/kg	1.7
Methylene chloride	ND	9.2	ug/kg	1.2
Methylcyclohexane	ND	9.2	ug/kg	1.3
4-Methyl-2-pentanone	ND	9.2	ug/kg	1.2
Methyl tert-butyl ether	ND	9.2	ug/kg	1.4

(Continued on next page)

Tetra Tech NUS, Inc

Client Sample ID: TP-2-0708

GC/MS Volatiles

Lot-Sample #...: C8H150236-016 **Work Order #...:** KT8HJ1AG **Matrix.....:** SOLID

PARAMETER	RESULT	REPORTING LIMIT	UNITS	MDL
Styrene	ND	9.2	ug/kg	0.98
1,1,2,2-Tetrachloroethane	ND	9.2	ug/kg	1.3
1,2,4-Trichloro-benzene	ND	9.2	ug/kg	1.6
Tetrachloroethene	ND	9.2	ug/kg	1.2
1,1,1-Trichloroethane	ND	9.2	ug/kg	0.89
1,1,2-Trichloroethane	ND	9.2	ug/kg	1.5
Trichloroethene	ND	9.2	ug/kg	1.2
Trichlorofluoromethane	ND	9.2	ug/kg	1.7
1,1,2-Trichloro-1,2,2-trifluoroethane	ND	9.2	ug/kg	2.0
Vinyl chloride	ND	9.2	ug/kg	0.86
Xylenes (total)	ND	28	ug/kg	4.1
Toluene	ND	9.2	ug/kg	1.3

SURROGATE	PERCENT RECOVERY	RECOVERY LIMITS
1,2-Dichloroethane-d4	103	(52 - 124)
Toluene-d8	91	(72 - 127)
4-Bromofluorobenzene	87	(63 - 120)
Dibromofluoromethane	96	(68 - 121)

NOTE(S):

Results and reporting limits have been adjusted for dry weight.

B Indicates analyte found in associated method blank.

J Indicates an estimated value. Result is less than RL.

Tetra Tech NUS, Inc

Client Sample ID: TP-20-0506

GC/MS Volatiles

Lot-Sample #...: C8H150236-008	**Work Order #...:** KT8FK1A6	**Matrix.....:** SOLID
Date Sampled...: 08/13/08	**Date Received..:** 08/15/08	**MS Run #.....:** 8231051
Prep Date.....: 08/18/08	**Analysis Date..:** 08/18/08	
Prep Batch #...: 8231054	**Analysis Time..:** 15:29	
Dilution Factor: 1	**Initial Wgt/Vol:** 5 g	**Final Wgt/Vol..:** 5 mL
% Moisture.....: 7.4	**Analyst ID.....:** 010099	**Instrument ID..:** HP3
	Method.....: SW846 8260B	

PARAMETER	RESULT	REPORTING LIMIT	UNITS	MDL
Acetone	ND	22	ug/kg	5.4
Benzene	ND	5.4	ug/kg	0.73
Bromodichloromethane	ND	5.4	ug/kg	0.61
Bromoform	ND	5.4	ug/kg	0.48
Bromomethane	ND	5.4	ug/kg	0.80
2-Butanone	ND	5.4	ug/kg	0.95
Carbon disulfide	ND	5.4	ug/kg	0.55
Carbon tetrachloride	ND	5.4	ug/kg	0.48
Chlorobenzene	ND	5.4	ug/kg	0.82
Chloroethane	ND	5.4	ug/kg	1.7
Chloroform	ND	5.4	ug/kg	0.63
Chloromethane	ND	5.4	ug/kg	0.92
Cyclohexane	ND	5.4	ug/kg	0.40
Dibromochloromethane	ND	5.4	ug/kg	0.77
1,2-Dibromo-3-chloro-propane	ND	5.4	ug/kg	0.81
1,2-Dibromoethane	ND	5.4	ug/kg	0.93
1,3-Dichlorobenzene	ND	5.4	ug/kg	0.71
1,4-Dichlorobenzene	ND	5.4	ug/kg	0.69
1,2-Dichlorobenzene	ND	5.4	ug/kg	0.86
Dichlorodifluoromethane	ND	5.4	ug/kg	0.72
1,1-Dichloroethane	ND	5.4	ug/kg	0.62
1,2-Dichloroethane	ND	5.4	ug/kg	0.66
1,1-Dichloroethene	ND	5.4	ug/kg	0.92
cis-1,2-Dichloroethene	ND	5.4	ug/kg	0.76
trans-1,2-Dichloroethene	ND	5.4	ug/kg	0.64
1,2-Dichloropropane	ND	5.4	ug/kg	0.59
cis-1,3-Dichloropropene	ND	5.4	ug/kg	0.73
trans-1,3-Dichloropropene	ND	5.4	ug/kg	0.65
Ethylbenzene	ND	5.4	ug/kg	0.69
2-Hexanone	ND	5.4	ug/kg	0.75
Isopropylbenzene	ND	5.4	ug/kg	0.73
Methyl acetate	ND	5.4	ug/kg	0.97
Methylene chloride	ND	5.4	ug/kg	0.73
Methylcyclohexane	ND	5.4	ug/kg	0.78
4-Methyl-2-pentanone	ND	5.4	ug/kg	0.70
Methyl tert-butyl ether	ND	5.4	ug/kg	0.81

(Continued on next page)

Tetra Tech NUS, Inc

Client Sample ID: TP-20-0506

GC/MS Volatiles

Lot-Sample #...: C8H150236-008 **Work Order #...:** KT8FK1A6 **Matrix.....:** SOLID

PARAMETER	RESULT	REPORTING LIMIT	UNITS	MDL
Styrene	ND	5.4	ug/kg	0.57
1,1,2,2-Tetrachloroethane	ND	5.4	ug/kg	0.78
1,2,4-Trichloro-benzene	ND	5.4	ug/kg	0.95
Tetrachloroethene	ND	5.4	ug/kg	0.73
1,1,1-Trichloroethane	ND	5.4	ug/kg	0.53
1,1,2-Trichloroethane	ND	5.4	ug/kg	0.90
Trichloroethene	ND	5.4	ug/kg	0.71
Trichlorofluoromethane	ND	5.4	ug/kg	0.99
1,1,2-Trichloro-1,2,2-trifluoroethane	ND	5.4	ug/kg	1.2
Vinyl chloride	ND	5.4	ug/kg	0.51
Xylenes (total)	ND	16	ug/kg	2.4
Toluene	ND	5.4	ug/kg	0.79

SURROGATE	PERCENT RECOVERY	RECOVERY LIMITS
1,2-Dichloroethane-d4	103	(52 - 124)
Toluene-d8	92	(72 - 127)
4-Bromofluorobenzene	93	(63 - 120)
Dibromofluoromethane	102	(68 - 121)

Notes(s):

Results and reporting limits have been adjusted for dry weight.

Tetra Tech NUS, Inc

Client Sample ID: TP-3-0506

GC/MS Volatiles

Lot-Sample #...:	C8H150236-012	**Work Order #...:**	KT8G31AH	**Matrix.....:**	SOLID
Date Sampled...:	08/13/08	**Date Received..:**	08/15/08	**MS Run #.....:**	8232024
Prep Date.....:	08/19/08	**Analysis Date..:**	08/19/08		
Prep Batch #...:	8232055	**Analysis Time..:**	08:58		
Dilution Factor:	1	**Initial Wgt/Vol:**	5 g	**Final Wgt/Vol..:**	5 mL
% Moisture.....:	14	**Analyst ID.....:**	010099	**Instrument ID..:**	HP3
		Method.....:	SW846 8260B		

PARAMETER	RESULT	REPORTING LIMIT	UNITS	MDL
Acetone	ND	23	ug/kg	5.8
Benzene	ND	5.8	ug/kg	0.79
Bromodichloromethane	ND	5.8	ug/kg	0.66
Bromoform	ND	5.8	ug/kg	0.52
Bromomethane	ND	5.8	ug/kg	0.86
2-Butanone	ND	5.8	ug/kg	1.0
Carbon disulfide	ND	5.8	ug/kg	0.60
Carbon tetrachloride	ND	5.8	ug/kg	0.52
Chlorobenzene	ND	5.8	ug/kg	0.88
Chloroethane	ND	5.8	ug/kg	1.8
Chloroform	ND	5.8	ug/kg	0.68
Chloromethane	ND	5.8	ug/kg	0.99
Cyclohexane	ND	5.8	ug/kg	0.43
Dibromochloromethane	ND	5.8	ug/kg	0.83
1,2-Dibromo-3-chloro-propane	ND	5.8	ug/kg	0.87
1,2-Dibromoethane	ND	5.8	ug/kg	1.0
1,3-Dichlorobenzene	ND	5.8	ug/kg	0.77
1,4-Dichlorobenzene	ND	5.8	ug/kg	0.74
1,2-Dichlorobenzene	ND	5.8	ug/kg	0.93
Dichlorodifluoromethane	ND	5.8	ug/kg	0.78
1,1-Dichloroethane	ND	5.8	ug/kg	0.67
1,2-Dichloroethane	ND	5.8	ug/kg	0.72
1,1-Dichloroethene	ND	5.8	ug/kg	0.99
cis-1,2-Dichloroethene	ND	5.8	ug/kg	0.82
trans-1,2-Dichloroethene	ND	5.8	ug/kg	0.70
1,2-Dichloropropane	ND	5.8	ug/kg	0.63
cis-1,3-Dichloropropene	ND	5.8	ug/kg	0.79
trans-1,3-Dichloropropene	ND	5.8	ug/kg	0.70
Ethylbenzene	ND	5.8	ug/kg	0.75
2-Hexanone	ND	5.8	ug/kg	0.81
Isopropylbenzene	ND	5.8	ug/kg	0.79
Methyl acetate	ND	5.8	ug/kg	1.1
Methylene chloride	**0.80 J**	**5.8**	**ug/kg**	**0.79**
Methylcyclohexane	ND	5.8	ug/kg	0.85
4-Methyl-2-pentanone	ND	5.8	ug/kg	0.76
Methyl tert-butyl ether	ND	5.8	ug/kg	0.87

(Continued on next page)

Tetra Tech NUS, Inc

Client Sample ID: TP-3-0506

GC/MS Volatiles

Lot-Sample #...: C8H150236-012 **Work Order #...:** KT8G31AH **Matrix.....:** SOLID

PARAMETER	RESULT	REPORTING LIMIT	UNITS	MDL
Styrene	ND	5.8	ug/kg	0.62
1,1,2,2-Tetrachloroethane	ND	5.8	ug/kg	0.84
1,2,4-Trichloro-benzene	ND	5.8	ug/kg	1.0
Tetrachloroethene	ND	5.8	ug/kg	0.79
1,1,1-Trichloroethane	ND	5.8	ug/kg	0.57
1,1,2-Trichloroethane	ND	5.8	ug/kg	0.97
Trichloroethene	ND	5.8	ug/kg	0.77
Trichlorofluoromethane	ND	5.8	ug/kg	1.1
1,1,2-Trichloro-1,2,2-trifluoroethane	ND	5.8	ug/kg	1.2
Vinyl chloride	ND	5.8	ug/kg	0.55
Xylenes (total)	ND	18	ug/kg	2.6
Toluene	ND	5.8	ug/kg	0.85

SURROGATE	PERCENT RECOVERY	RECOVERY LIMITS
1,2-Dichloroethane-d4	100	(52 - 124)
Toluene-d8	93	(72 - 127)
4-Bromofluorobenzene	92	(63 - 120)
Dibromofluoromethane	97	(68 - 121)

NOTE(S):

Results and reporting limits have been adjusted for dry weight.

J Estimated result. Result is less than RL.

Tetra Tech NUS, Inc

Client Sample ID: TP-4-0506

GC/MS Volatiles

Lot-Sample #...:	C8H150236-019	**Work Order #...:**	KT8JD1AG	**Matrix.....:**	SOLID
Date Sampled...:	08/14/08	**Date Received..:**	08/15/08	**MS Run #.....:**	8232024
Prep Date.....:	08/19/08	**Analysis Date..:**	08/19/08		
Prep Batch #...:	8232055	**Analysis Time..:**	15:16		
Dilution Factor:	1	**Initial Wgt/Vol:**	5 g	**Final Wgt/Vol..:**	5 mL
% Moisture.....:	47	**Analyst ID.....:**	010099	**Instrument ID..:**	HP3
		Method.....:	SW846 8260B		

PARAMETER	RESULT	REPORTING LIMIT	UNITS	MDL
Acetone	**37 J**	**38**	**ug/kg**	**9.4**
Benzene	ND	9.4	ug/kg	1.3
Bromodichloromethane	ND	9.4	ug/kg	1.1
Bromoform	ND	9.4	ug/kg	0.83
Bromomethane	ND	9.4	ug/kg	1.4
2-Butanone	**8.3 J**	**9.4**	**ug/kg**	**1.7**
Carbon disulfide	ND	9.4	ug/kg	0.96
Carbon tetrachloride	ND	9.4	ug/kg	0.84
Chlorobenzene	ND	9.4	ug/kg	1.4
Chloroethane	ND	9.4	ug/kg	2.9
Chloroform	ND	9.4	ug/kg	1.1
Chloromethane	ND	9.4	ug/kg	1.6
Cyclohexane	ND	9.4	ug/kg	0.70
Dibromochloromethane	ND	9.4	ug/kg	1.3
1,2-Dibromo-3-chloro-propane	ND	9.4	ug/kg	1.4
1,2-Dibromoethane	ND	9.4	ug/kg	1.6
1,3-Dichlorobenzene	ND	9.4	ug/kg	1.2
1,4-Dichlorobenzene	ND	9.4	ug/kg	1.2
1,2-Dichlorobenzene	ND	9.4	ug/kg	1.5
Dichlorodifluoromethane	ND	9.4	ug/kg	1.3
1,1-Dichloroethane	ND	9.4	ug/kg	1.1
1,2-Dichloroethane	ND	9.4	ug/kg	1.2
1,1-Dichloroethene	ND	9.4	ug/kg	1.6
cis-1,2-Dichloroethene	ND	9.4	ug/kg	1.3
trans-1,2-Dichloroethene	ND	9.4	ug/kg	1.1
1,2-Dichloropropane	ND	9.4	ug/kg	1.0
cis-1,3-Dichloropropene	ND	9.4	ug/kg	1.3
trans-1,3-Dichloropropene	ND	9.4	ug/kg	1.1
Ethylbenzene	ND	9.4	ug/kg	1.2
2-Hexanone	ND	9.4	ug/kg	1.3
Isopropylbenzene	ND	9.4	ug/kg	1.3
Methyl acetate	ND	9.4	ug/kg	1.7
Methylene chloride	ND	9.4	ug/kg	1.3
Methylcyclohexane	ND	9.4	ug/kg	1.4
4-Methyl-2-pentanone	ND	9.4	ug/kg	1.2
Methyl tert-butyl ether	ND	9.4	ug/kg	1.4

(Continued on next page)

Tetra Tech NUS, Inc

Client Sample ID: TP-4-0506

GC/MS Volatiles

Lot-Sample #...: C8H150236-019 **Work Order #...:** KT8JD1AG **Matrix.....:** SOLID

PARAMETER	RESULT	REPORTING LIMIT	UNITS	MDL
Styrene	ND	9.4	ug/kg	1.0
1,1,2,2-Tetrachloroethane	ND	9.4	ug/kg	1.3
1,2,4-Trichloro-benzene	ND	9.4	ug/kg	1.7
Tetrachloroethene	ND	9.4	ug/kg	1.3
1,1,1-Trichloroethane	ND	9.4	ug/kg	0.91
1,1,2-Trichloroethane	ND	9.4	ug/kg	1.6
Trichloroethene	ND	9.4	ug/kg	1.2
Trichlorofluoromethane	ND	9.4	ug/kg	1.7
1,1,2-Trichloro-1,2,2-trifluoroethane	ND	9.4	ug/kg	2.0
Vinyl chloride	ND	9.4	ug/kg	0.88
Xylenes (total)	ND	28	ug/kg	4.2
Toluene	ND	9.4	ug/kg	1.4

SURROGATE	PERCENT RECOVERY	RECOVERY LIMITS
1,2-Dichloroethane-d4	104	(52 - 124)
Toluene-d8	94	(72 - 127)
4-Bromofluorobenzene	93	(63 - 120)
Dibromofluoromethane	98	(68 - 121)

NOTE(S):

Results and reporting limits have been adjusted for dry weight.

J Estimated result. Result is less than RL.

Tetra Tech NUS, Inc

Client Sample ID: TP-5-06

GC/MS Volatiles

Lot-Sample #...:	C8H150236-002	**Work Order #...:**	KT8ET1A6	**Matrix.....:**	SOLID
Date Sampled...:	08/12/08	**Date Received..:**	08/15/08	**MS Run #.....:**	8231051
Prep Date.....:	08/18/08	**Analysis Date..:**	08/18/08		
Prep Batch #...:	8231054	**Analysis Time..:**	13:00		
Dilution Factor:	1	**Initial Wgt/Vol:**	5 g	**Final Wgt/Vol..:**	5 mL
% Moisture.....:	37	**Analyst ID.....:**	010099	**Instrument ID..:**	HP3
		Method.....:	SW846 8260B		

PARAMETER	RESULT	REPORTING LIMIT	UNITS	MDL
Acetone	**110**	**32**	**ug/kg**	**8.0**
Benzene	ND	8.0	ug/kg	1.1
Bromodichloromethane	ND	8.0	ug/kg	0.90
Bromoform	ND	8.0	ug/kg	0.71
Bromomethane	ND	8.0	ug/kg	1.2
2-Butanone	**19**	**8.0**	**ug/kg**	**1.4**
Carbon disulfide	**5.1 J**	**8.0**	**ug/kg**	**0.82**
Carbon tetrachloride	ND	8.0	ug/kg	0.71
Chlorobenzene	ND	8.0	ug/kg	1.2
Chloroethane	ND	8.0	ug/kg	2.5
Chloroform	ND	8.0	ug/kg	0.93
Chloromethane	ND	8.0	ug/kg	1.4
Cyclohexane	ND	8.0	ug/kg	0.59
Dibromochloromethane	ND	8.0	ug/kg	1.1
1,2-Dibromo-3-chloropropane	ND	8.0	ug/kg	1.2
1,2-Dibromoethane	ND	8.0	ug/kg	1.4
1,2-Dichlorobenzene	ND	8.0	ug/kg	1.0
1,4-Dichlorobenzene	ND	8.0	ug/kg	1.0
1,2-Dichlorobenzene	ND	8.0	ug/kg	1.3
Dichlorodifluoromethane	ND	8.0	ug/kg	1.1
1,1-Dichloroethane	ND	8.0	ug/kg	0.92
1,2-Dichloroethane	ND	8.0	ug/kg	0.98
1,1-Dichloroethene	ND	8.0	ug/kg	1.4
cis-1,2-Dichloroethene	ND	8.0	ug/kg	1.1
trans-1,2-Dichloroethene	ND	8.0	ug/kg	0.95
1,2-Dichloropropane	ND	8.0	ug/kg	0.87
cis-1,3-Dichloropropene	ND	8.0	ug/kg	1.1
trans-1,3-Dichloropropene	ND	8.0	ug/kg	0.95
Ethylbenzene	ND	8.0	ug/kg	1.0
2-Hexanone	ND	8.0	ug/kg	1.1
Isopropylbenzene	ND	8.0	ug/kg	1.1
Methyl acetate	ND	8.0	ug/kg	1.4
Methylene chloride	ND	8.0	ug/kg	1.1
Methylcyclohexane	ND	8.0	ug/kg	1.2
4-Methyl-2-pentanone	ND	8.0	ug/kg	1.0
Methyl tert-butyl ether	ND	8.0	ug/kg	1.2

(Continued on next page)

Tetra Tech NUS, Inc

Client Sample ID: TP-5-06

GC/MS Volatiles

Lot-Sample #...: C8H150236-002 **Work Order #...:** KT8ET1A6 **Matrix.....:** SOLID

PARAMETER	RESULT	REPORTING LIMIT	UNITS	MDL
Styrene	ND	8.0	ug/kg	0.85
1,1,2,2-Tetrachloroethane	ND	8.0	ug/kg	1.1
1,2,4-Trichloro-benzene	ND	8.0	ug/kg	1.4
Tetrachloroethene	ND	8.0	ug/kg	1.1
1,1,1-Trichloroethane	ND	8.0	ug/kg	0.78
1,1,2-Trichloroethane	ND	8.0	ug/kg	1.3
Trichloroethene	ND	8.0	ug/kg	1.1
Trichlorofluoromethane	ND	8.0	ug/kg	1.5
1,1,2-Trichloro-1,2,2-trifluoroethane	ND	8.0	ug/kg	1.7
Vinyl chloride	ND	8.0	ug/kg	0.75
Xylenes (total)	ND	24	ug/kg	3.6
Toluene	ND	8.0	ug/kg	1.2

SURROGATE	PERCENT RECOVERY	RECOVERY LIMITS
1,2-Dichloroethane-d4	104	(52 - 124)
Toluene-d8	92	(72 - 127)
4-Bromofluorobenzene	93	(63 - 120)
Dibromofluoromethane	101	(68 - 121)

NOTE(S):

Results and reporting limits have been adjusted for dry weight.

J Estimated result. Result is less than RL.

Tetra Tech NUS, Inc

Client Sample ID: TP-6-0506

GC/MS Volatiles

Lot-Sample #...:	C8H150236-011	**Work Order #...:**	KT8G11AG	**Matrix.....:**	SOLID
Date Sampled...:	08/13/08	**Date Received..:**	08/15/08	**MS Run #.....:**	8232024
Prep Date.....:	08/19/08	**Analysis Date..:**	08/19/08		
Prep Batch #...:	8232055	**Analysis Time..:**	06:51		
Dilution Factor:	1	**Initial Wgt/Vol:**	5 g	**Final Wgt/Vol..:**	5 mL
% Moisture.....:	33	**Analyst ID.....:**	010099	**Instrument ID..:**	HP3
		Method.....:	SW846 8260B		

PARAMETER	RESULT	REPORTING LIMIT	UNITS	MDL
Acetone	ND	30	ug/kg	7.5
Benzene	ND	7.5	ug/kg	1.0
Bromodichloromethane	ND	7.5	ug/kg	0.84
Bromoform	ND	7.5	ug/kg	0.66
Bromomethane	ND	7.5	ug/kg	1.1
2-Butanone	ND	7.5	ug/kg	1.3
Carbon disulfide	ND	7.5	ug/kg	0.77
Carbon tetrachloride	ND	7.5	ug/kg	0.67
Chlorobenzene	ND	7.5	ug/kg	1.1
Chloroethane	ND	7.5	ug/kg	2.3
Chloroform	ND	7.5	ug/kg	0.88
Chloromethane	ND	7.5	ug/kg	1.3
Cyclohexane	ND	7.5	ug/kg	0.56
Dibromochloromethane	ND	7.5	ug/kg	1.1
1,2-Dibromo-3-chloro-propane	ND	7.5	ug/kg	1.1
1,2-Dibromoethane	ND	7.5	ug/kg	1.3
1,3-Dichlorobenzene	ND	7.5	ug/kg	0.99
1,4-Dichlorobenzene	ND	7.5	ug/kg	0.96
1,2-Dichlorobenzene	ND	7.5	ug/kg	1.2
Dichlorodifluoromethane	ND	7.5	ug/kg	1.0
1,1-Dichloroethane	ND	7.5	ug/kg	0.86
1,2-Dichloroethane	ND	7.5	ug/kg	0.92
1,1-Dichloroethene	ND	7.5	ug/kg	1.3
cis-1,2-Dichloroethene	ND	7.5	ug/kg	1.1
trans-1,2-Dichloroethene	ND	7.5	ug/kg	0.89
1,2-Dichloropropane	ND	7.5	ug/kg	0.82
cis-1,3-Dichloropropene	ND	7.5	ug/kg	1.0
trans-1,3-Dichloropropene	ND	7.5	ug/kg	0.90
Ethylbenzene	ND	7.5	ug/kg	0.97
2-Hexanone	ND	7.5	ug/kg	1.0
Isopropylbenzene	ND	7.5	ug/kg	1.0
Methyl acetate	ND	7.5	ug/kg	1.4
Methylene chloride	ND	7.5	ug/kg	1.0
Methylcyclohexane	ND	7.5	ug/kg	1.1
4-Methyl-2-pentanone	ND	7.5	ug/kg	0.98
Methyl tert-butyl ether	ND	7.5	ug/kg	1.1

(Continued on next page)

Tetra Tech NUS, Inc

Client Sample ID: TP-6-0506

GC/MS Volatiles

Lot-Sample #...: C8H150236-011 **Work Order #...:** KT8G11AG **Matrix.....:** SOLID

PARAMETER	RESULT	REPORTING LIMIT	UNITS	MDL
Styrene	ND	7.5	ug/kg	0.80
1,1,2,2-Tetrachloroethane	ND	7.5	ug/kg	1.1
1,2,4-Trichloro-benzene	ND	7.5	ug/kg	1.3
Tetrachloroethene	ND	7.5	ug/kg	1.0
1,1,1-Trichloroethane	ND	7.5	ug/kg	0.73
1,1,2-Trichloroethane	ND	7.5	ug/kg	1.2
Trichloroethene	ND	7.5	ug/kg	0.99
Trichlorofluoromethane	ND	7.5	ug/kg	1.4
1,1,2-Trichloro-1,2,2-trifluoroethane	ND	7.5	ug/kg	1.6
Vinyl chloride	ND	7.5	ug/kg	0.70
Xylenes (total)	ND	23	ug/kg	3.4
Toluene	ND	7.5	ug/kg	1.1

SURROGATE	PERCENT RECOVERY	RECOVERY LIMITS
1,2-Dichloroethane-d4	93	(52 - 124)
Toluene-d8	91	(72 - 127)
4-Bromofluorobenzene	84	(63 - 120)
Dibromofluoromethane	93	(68 - 121)

NOTE(S):

Results and reporting limits have been adjusted for dry weight.

Tetra Tech NUS, Inc

Client Sample ID: TP-7-0506

GC/MS Volatiles

Lot-Sample #...:	C8H150236-007	**Work Order #...:**	KT8FH1AH	**Matrix.....:**	SOLID
Date Sampled...:	08/13/08	**Date Received..:**	08/15/08	**MS Run #.....:**	8231051
Prep Date.....:	08/18/08	**Analysis Date..:**	08/18/08		
Prep Batch #...:	8231054	**Analysis Time..:**	15:04		
Dilution Factor:	1	**Initial Wgt/Vol:**	5 g	**Final Wgt/Vol..:**	5 mL
% Moisture.....:	33	**Analyst ID.....:**	010099	**Instrument ID..:**	HP3
		Method.....:	SW846 8260B		

PARAMETER	RESULT	REPORTING LIMIT	UNITS	MDL
Acetone	**26 J**	**30**	**ug/kg**	**7.5**
Benzene	ND	7.5	ug/kg	1.0
Bromodichloromethane	ND	7.5	ug/kg	0.84
Bromoform	ND	7.5	ug/kg	0.66
Bromomethane	ND	7.5	ug/kg	1.1
2-Butanone	**11**	**7.5**	**ug/kg**	**1.3**
Carbon disulfide	ND	7.5	ug/kg	0.77
Carbon tetrachloride	ND	7.5	ug/kg	0.67
Chlorobenzene	ND	7.5	ug/kg	1.1
Chloroethane	ND	7.5	ug/kg	2.3
Chloroform	ND	7.5	ug/kg	0.87
Chloromethane	ND	7.5	ug/kg	1.3
Cyclohexane	ND	7.5	ug/kg	0.56
Dibromochloromethane	ND	7.5	ug/kg	1.1
1,2-Dibromo-3-chloro-propane	ND	7.5	ug/kg	1.1
1,2-Dibromoethane	ND	7.5	ug/kg	1.3
1,3-Dichlorobenzene	ND	7.5	ug/kg	0.98
1,4-Dichlorobenzene	ND	7.5	ug/kg	0.95
1,2-Dichlorobenzene	ND	7.5	ug/kg	1.2
Dichlorodifluoromethane	ND	7.5	ug/kg	1.0
1,1-Dichloroethane	ND	7.5	ug/kg	0.86
1,2-Dichloroethane	ND	7.5	ug/kg	0.92
1,1-Dichloroethene	ND	7.5	ug/kg	1.3
cis-1,2-Dichloroethene	ND	7.5	ug/kg	1.1
trans-1,2-Dichloroethene	ND	7.5	ug/kg	0.89
1,2-Dichloropropane	ND	7.5	ug/kg	0.81
cis-1,3-Dichloropropene	ND	7.5	ug/kg	1.0
trans-1,3-Dichloropropene	ND	7.5	ug/kg	0.89
Ethylbenzene	ND	7.5	ug/kg	0.96
2-Hexanone	ND	7.5	ug/kg	1.0
Isopropylbenzene	ND	7.5	ug/kg	1.0
Methyl acetate	ND	7.5	ug/kg	1.3
Methylene chloride	ND	7.5	ug/kg	1.0
Methylcyclohexane	ND	7.5	ug/kg	1.1
4-Methyl-2-pentanone	ND	7.5	ug/kg	0.98
Methyl tert-butyl ether	ND	7.5	ug/kg	1.1

(Continued on next page)

Tetra Tech NUS, Inc

Client Sample ID: TP-7-0506

GC/MS Volatiles

Lot-Sample #...: C8H150236-007 **Work Order #...:** KT8FH1AH **Matrix.....:** SOLID

PARAMETER	RESULT	REPORTING LIMIT	UNITS	MDL
Styrene	ND	7.5	ug/kg	0.80
1,1,2,2-Tetrachloroethane	ND	7.5	ug/kg	1.1
1,2,4-Trichloro-benzene	ND	7.5	ug/kg	1.3
Tetrachloroethene	ND	7.5	ug/kg	1.0
1,1,1-Trichloroethane	ND	7.5	ug/kg	0.73
1,1,2-Trichloroethane	ND	7.5	ug/kg	1.2
Trichloroethene	ND	7.5	ug/kg	0.98
Trichlorofluoromethane	ND	7.5	ug/kg	1.4
1,1,2-Trichloro-1,2,2-trifluoroethane	ND	7.5	ug/kg	1.6
Vinyl chloride	ND	7.5	ug/kg	0.70
Xylenes (total)	ND	22	ug/kg	3.4
Toluene	ND	7.5	ug/kg	1.1

SURROGATE	PERCENT RECOVERY	RECOVERY LIMITS
1,2-Dichloroethane-d4	105	(52 - 124)
Toluene-d8	92	(72 - 127)
4-Bromofluorobenzene	93	(63 - 120)
Dibromofluoromethane	100	(68 - 121)

NOTE(S):

Results and reporting limits have been adjusted for dry weight.

J Estimated result. Result is less than RL.

Tetra Tech NUS, Inc

Client Sample ID: TP-8-0506

GC/MS Volatiles

Lot-Sample #...: C8H150236-009	**Work Order #...:** KT8FL1AG	**Matrix.....:** SOLID
Date Sampled...: 08/13/08	**Date Received..:** 08/15/08	**MS Run #.....:** 8231051
Prep Date.....: 08/18/08	**Analysis Date..:** 08/18/08	
Prep Batch #...: 8231054	**Analysis Time..:** 15:54	
Dilution Factor: 1	**Initial Wgt/Vol:** 5 g	**Final Wgt/Vol..:** 5 mL
% Moisture.....: 2.0	**Analyst ID.....:** 010099	**Instrument ID..:** HP3
	Method.....: SW846 8260B	

PARAMETER	RESULT	REPORTING LIMIT	UNITS	MDL
Acetone	ND	20	ug/kg	5.1
Benzene	ND	5.1	ug/kg	0.69
Bromodichloromethane	ND	5.1	ug/kg	0.57
Bromoform	ND	5.1	ug/kg	0.45
Bromomethane	ND	5.1	ug/kg	0.75
2-Butanone	ND	5.1	ug/kg	0.90
Carbon disulfide	ND	5.1	ug/kg	0.52
Carbon tetrachloride	ND	5.1	ug/kg	0.46
Chlorobenzene	ND	5.1	ug/kg	0.77
Chloroethane	ND	5.1	ug/kg	1.6
Chloroform	ND	5.1	ug/kg	0.60
Chloromethane	ND	5.1	ug/kg	0.87
Cyclohexane	ND	5.1	ug/kg	0.38
Dibromochloromethane	ND	5.1	ug/kg	0.72
1,2-Dibromo-3-chloro-propane	ND	5.1	ug/kg	0.76
1,2-Dibromoethane	ND	5.1	ug/kg	0.88
1,3-Dichlorobenzene	ND	5.1	ug/kg	0.67
1,4-Dichlorobenzene	ND	5.1	ug/kg	0.65
1,2-Dichlorobenzene	ND	5.1	ug/kg	0.81
Dichlorodifluoromethane	ND	5.1	ug/kg	0.68
1,1-Dichloroethane	ND	5.1	ug/kg	0.59
1,2-Dichloroethane	ND	5.1	ug/kg	0.63
1,1-Dichloroethene	ND	5.1	ug/kg	0.87
cis-1,2-Dichloroethene	ND	5.1	ug/kg	0.72
trans-1,2-Dichloroethene	ND	5.1	ug/kg	0.61
1,2-Dichloropropane	ND	5.1	ug/kg	0.55
cis-1,3-Dichloropropene	ND	5.1	ug/kg	0.69
trans-1,3-Dichloropropene	ND	5.1	ug/kg	0.61
Ethylbenzene	ND	5.1	ug/kg	0.66
2-Hexanone	ND	5.1	ug/kg	0.70
Isopropylbenzene	ND	5.1	ug/kg	0.69
Methyl acetate	ND	5.1	ug/kg	0.92
Methylene chloride	ND	5.1	ug/kg	0.69
Methylcyclohexane	ND	5.1	ug/kg	0.74
4-Methyl-2-pentanone	ND	5.1	ug/kg	0.67
Methyl tert-butyl ether	ND	5.1	ug/kg	0.76

(Continued on next page)

Tetra Tech NUS, Inc

Client Sample ID: TP-8-0506

GC/MS Volatiles

Lot-Sample #...: C8H150236-009 **Work Order #...:** KT8FL1AG **Matrix.....:** SOLID

PARAMETER	RESULT	REPORTING LIMIT	UNITS	MDL
Styrene	ND	5.1	ug/kg	0.54
1,1,2,2-Tetrachloroethane	ND	5.1	ug/kg	0.73
1,2,4-Trichloro-benzene	ND	5.1	ug/kg	0.90
Tetrachloroethene	ND	5.1	ug/kg	0.69
1,1,1-Trichloroethane	ND	5.1	ug/kg	0.50
1,1,2-Trichloroethane	ND	5.1	ug/kg	0.85
Trichloroethene	ND	5.1	ug/kg	0.67
Trichlorofluoromethane	ND	5.1	ug/kg	0.94
1,1,2-Trichloro-1,2,2-trifluoroethane	ND	5.1	ug/kg	1.1
Vinyl chloride	ND	5.1	ug/kg	0.48
Xylenes (total)	ND	15	ug/kg	2.3
Toluene	ND	5.1	ug/kg	0.74

SURROGATE	PERCENT RECOVERY	RECOVERY LIMITS
1,2-Dichloroethane-d4	104	(52 - 124)
Toluene-d8	91	(72 - 127)
4-Bromofluorobenzene	93	(63 - 120)
Dibromofluoromethane	101	(68 - 121)

NOTE(S):

Results and reporting limits have been adjusted for dry weight.

Tetra Tech NUS, Inc

Client Sample ID: TP-9-0405

GC/MS Volatiles

Lot-Sample #...:	C8H150236-005	**Work Order #...:**	KT8E81AG	**Matrix.....:**	SOLID
Date Sampled...:	08/12/08	**Date Received..:**	08/15/08	**MS Run #.....:**	8231051
Prep Date.....:	08/18/08	**Analysis Date..:**	08/18/08		
Prep Batch #...:	8231054	**Analysis Time..:**	14:15		
Dilution Factor:	1	**Initial Wgt/Vol:**	5 g	**Final Wgt/Vol..:**	5 mL
% Moisture.....:	9.6	**Analyst ID.....:**	010099	**Instrument ID..:**	HP3
		Method.....:	SW846 8260B		

PARAMETER	RESULT	REPORTING LIMIT	UNITS	MDL
Acetone	ND	22	ug/kg	5.5
Benzene	ND	5.5	ug/kg	0.75
Bromodichloromethane	ND	5.5	ug/kg	0.62
Bromoform	ND	5.5	ug/kg	0.49
Bromomethane	ND	5.5	ug/kg	0.82
2-Butanone	ND	5.5	ug/kg	0.98
Carbon disulfide	ND	5.5	ug/kg	0.57
Carbon tetrachloride	ND	5.5	ug/kg	0.49
Chlorobenzene	ND	5.5	ug/kg	0.84
Chloroethane	ND	5.5	ug/kg	1.7
Chloroform	ND	5.5	ug/kg	0.65
Chloromethane	ND	5.5	ug/kg	0.94
Cyclohexane	ND	5.5	ug/kg	0.41
Dibromochloromethane	ND	5.5	ug/kg	0.79
1,2-Dibromo-3-chloro-propane	ND	5.5	ug/kg	0.83
1,2-Dibromoethane	ND	5.5	ug/kg	0.95
1,3-Dichlorobenzene	ND	5.5	ug/kg	0.73
1,4-Dichlorobenzene	ND	5.5	ug/kg	0.70
1,2-Dichlorobenzene	ND	5.5	ug/kg	0.88
Dichlorodifluoromethane	ND	5.5	ug/kg	0.74
1,1-Dichloroethane	ND	5.5	ug/kg	0.64
1,2-Dichloroethane	ND	5.5	ug/kg	0.68
1,1-Dichloroethene	ND	5.5	ug/kg	0.94
cis-1,2-Dichloroethene	ND	5.5	ug/kg	0.78
trans-1,2-Dichloroethene	ND	5.5	ug/kg	0.66
1,2-Dichloropropane	ND	5.5	ug/kg	0.60
cis-1,3-Dichloropropene	ND	5.5	ug/kg	0.75
trans-1,3-Dichloropropene	ND	5.5	ug/kg	0.66
Ethylbenzene	ND	5.5	ug/kg	0.71
2-Hexanone	ND	5.5	ug/kg	0.76
Isopropylbenzene	ND	5.5	ug/kg	0.75
Methyl acetate	ND	5.5	ug/kg	1.0
Methylene chloride	ND	5.5	ug/kg	0.74
Methylcyclohexane	ND	5.5	ug/kg	0.80
4-Methyl-2-pentanone	ND	5.5	ug/kg	0.72
Methyl tert-butyl ether	ND	5.5	ug/kg	0.83

(Continued on next page)

Tetra Tech NUS, Inc

Client Sample ID: TP-9-0405

GC/MS Volatiles

Lot-Sample #...: C8H150236-005 **Work Order #...:** KT8E81AG **Matrix.....:** SOLID

PARAMETER	RESULT	REPORTING LIMIT	UNITS	MDL
Styrene	ND	5.5	ug/kg	0.59
1,1,2,2-Tetrachloroethane	ND	5.5	ug/kg	0.79
1,2,4-Trichloro-benzene	ND	5.5	ug/kg	0.98
Tetrachloroethene	ND	5.5	ug/kg	0.75
1,1,1-Trichloroethane	ND	5.5	ug/kg	0.54
1,1,2-Trichloroethane	ND	5.5	ug/kg	0.92
Trichloroethene	ND	5.5	ug/kg	0.73
Trichlorofluoromethane	ND	5.5	ug/kg	1.0
1,1,2-Trichloro-1,2,2-trifluoroethane	ND	5.5	ug/kg	1.2
Vinyl chloride	ND	5.5	ug/kg	0.52
Xylenes (total)	ND	17	ug/kg	2.5
Toluene	ND	5.5	ug/kg	0.81

SURROGATE	PERCENT RECOVERY	RECOVERY LIMITS
1,2-Dichloroethane-d4	104	(52 - 124)
Toluene-d8	91	(72 - 127)
4-Bromofluorobenzene	91	(63 - 120)
Dibromofluoromethane	97	(68 - 121)

NOTE(S):

Results and reporting limits have been adjusted for dry weight.

Tetra Tech NUS, Inc

Client Sample ID: TP-1-0506

GC/MS Semivolatiles

Lot-Sample #...:	C8H150236-013	**Work Order #...:**	KT8G51AJ	**Matrix.....:**	SOLID
Date Sampled...:	08/13/08 14:55	**Date Received..:**	08/15/08 10:20	**MS Run #.....:**	8231030
Prep Date.....:	08/18/08	**Analysis Date..:**	08/19/08		
Prep Batch #...:	8231051	**Analysis Time..:**	04:54		
Dilution Factor:	1	**Initial Wgt/Vol:**	15 g	**Final Wgt/Vol..:**	5 mL
% Moisture.....:	46	**Analyst ID.....:**	003200	**Instrument ID..:**	733
		Method.....:	SW846 8270C		

PARAMETER	RESULT	REPORTING LIMIT	UNITS	MDL
Acenaphthene	ND	610	ug/kg	32
Acenaphthylene	ND	610	ug/kg	36
Acetophenone	ND	610	ug/kg	37
Anthracene	ND	610	ug/kg	35
Atrazine	ND	610	ug/kg	42
Benzo(a)anthracene	ND	610	ug/kg	24
Benzo(a)pyrene	ND	610	ug/kg	19
Benzo(b)fluoranthene	ND	610	ug/kg	24
Benzo(ghi)perylene	ND	610	ug/kg	21
Benzo(k)fluoranthene	ND	610	ug/kg	20
Benzaldehyde	ND	610	ug/kg	65
1,1'-Biphenyl	ND	610	ug/kg	34
bis(2-Chloroethoxy) methane	ND	610	ug/kg	29
bis(2-Chloroethyl)-ether	ND	610	ug/kg	14
bis(2-Ethylhexyl) phthalate	ND	610	ug/kg	47
4-Bromophenyl phenyl ether	ND	610	ug/kg	27
Butyl benzyl phthalate	ND	610	ug/kg	49
Caprolactam	ND	610	ug/kg	120
Carbazole	ND	610	ug/kg	25
4-Chloroaniline	ND	610	ug/kg	53
4-Chloro-3-methylphenol	ND	610	ug/kg	37
2-Chloronaphthalene	ND	610	ug/kg	35
2-Chlorophenol	ND	610	ug/kg	31
4-Chlorophenyl phenyl ether	ND	610	ug/kg	30
Chrysene	ND	610	ug/kg	24
Dibenz(a,h)anthracene	ND	610	ug/kg	39
Dibenzofuran	ND	610	ug/kg	34
3,3'-Dichlorobenzidine	ND	3000	ug/kg	140
2,4-Dichlorophenol	ND	610	ug/kg	18
Diethyl phthalate	ND	610	ug/kg	55
2,4-Dimethylphenol	ND	610	ug/kg	26
Dimethyl phthalate	ND	610	ug/kg	35

(Continued on next page)

Tetra Tech NUS, Inc

Client Sample ID: TP-1-0506

GC/MS Semivolatiles

Lot-Sample #...: C8H150236-013 Work Order #...: KT8G51AJ Matrix.....: SOLID

PARAMETER	RESULT	REPORTING LIMIT	UNITS	MDL
Di-n-butyl phthalate	ND	610	ug/kg	100
4,6-Dinitro-2-methylphenol	ND	3000	ug/kg	430
2,4-Dinitrophenol	ND	3000	ug/kg	720
2,4-Dinitrotoluene	ND	610	ug/kg	32
2,6-Dinitrotoluene	ND	610	ug/kg	39
Di-n-octyl phthalate	ND	610	ug/kg	43
Fluoranthene	ND	610	ug/kg	40
Fluorene	ND	610	ug/kg	30
Hexachlorobenzene	ND	610	ug/kg	37
Hexachlorobutadiene	ND	610	ug/kg	37
Hexachlorocyclopentadiene	ND	3000	ug/kg	28
Hexachloroethane	ND	610	ug/kg	27
Indeno(1,2,3-cd)pyrene	ND	610	ug/kg	22
Isophorone	ND	610	ug/kg	34
2-Methylnaphthalene	ND	610	ug/kg	34
2-Methylphenol	ND	610	ug/kg	38
4-Methylphenol	ND	610	ug/kg	38
Naphthalene	**30 J**	**610**	**ug/kg**	**30**
2-Nitroaniline	ND	3000	ug/kg	37
3-Nitroaniline	ND	3000	ug/kg	52
4-Nitroaniline	ND	3000	ug/kg	26
Nitrobenzene	ND	610	ug/kg	15
2-Nitrophenol	ND	610	ug/kg	49
4-Nitrophenol	ND	3000	ug/kg	48
N-Nitrosodi-n-propylamine	ND	610	ug/kg	15
N-Nitrosodiphenylamine	ND	610	ug/kg	33
2,2'-oxybis(1-Chloropropane)	ND	610	ug/kg	37
Pentachlorophenol	ND	3000	ug/kg	46
Phenanthrene	**47 J**	**610**	**ug/kg**	**29**
Phenol	ND	610	ug/kg	37
Pyrene	ND	610	ug/kg	37
2,4,5-Trichlorophenol	ND	610	ug/kg	50
2,4,6-Trichlorophenol	ND	610	ug/kg	49

(Continued on next page)

Tetra Tech NUS, Inc

Client Sample ID: TP-1-0506

GC/MS Semivolatiles

Lot-Sample #...: C8H150236-013 **Work Order #...:** KT8G51AJ **Matrix.....:** SOLID

SURROGATE	PERCENT RECOVERY	RECOVERY LIMITS
2,4,6-Tribromophenol	78	(10 - 117)
2-Fluorobiphenyl	80	(20 - 109)
2-Fluorophenol	75	(10 - 113)
Nitrobenzene-d5	75	(18 - 106)
Phenol-d5	78	(18 - 113)
Terphenyl-d14	93	(10 - 138)

NOTE(S):

Results and reporting limits have been adjusted for dry weight.

J Estimated result. Result is less than RL.

Tetra Tech NUS, Inc

Client Sample ID: TP-10-0506

GC/MS Semivolatiles

Lot-Sample #...:	C8H150236-004	**Work Order #...:**	KT8E41AK	**Matrix.....:**	SOLID
Date Sampled...:	08/12/08 15:35	**Date Received..:**	08/15/08 10:20	**MS Run #.....:**	8231030
Prep Date.....:	08/18/08	**Analysis Date..:**	08/19/08		
Prep Batch #...:	8231051	**Analysis Time..:**	01:55		
Dilution Factor:	0.97	**Initial Wgt/Vol:**	15.4 g	**Final Wgt/Vol..:**	5 mL
% Moisture.....:	30	**Analyst ID.....:**	003200	**Instrument ID..:**	733
		Method.....:	SW846 8270C		

PARAMETER	RESULT	REPORTING LIMIT	UNITS	MDL
Acenaphthene	ND	460	ug/kg	24
Acenaphthylene	ND	460	ug/kg	27
Acetophenone	ND	460	ug/kg	28
Anthracene	ND	460	ug/kg	26
Atrazine	ND	460	ug/kg	32
Benzo(a)anthracene	ND	460	ug/kg	18
Benzo(a)pyrene	ND	460	ug/kg	14
Benzo(b)fluoranthene	ND	460	ug/kg	18
Benzo(ghi)perylene	ND	460	ug/kg	16
Benzo(k)fluoranthene	ND	460	ug/kg	15
Benzaldehyde	ND	460	ug/kg	49
1,1'-Biphenyl	ND	460	ug/kg	25
bis(2-Chloroethoxy) methane	ND	460	ug/kg	22
bis(2-Chloroethyl)-ether	ND	460	ug/kg	10
bis(2-Ethylhexyl) phthalate	ND	460	ug/kg	35
4-Bromophenyl phenyl ether	ND	460	ug/kg	21
Butyl benzyl phthalate	ND	460	ug/kg	37
Caprolactam	ND	460	ug/kg	87
Carbazole	ND	460	ug/kg	19
4-Chloroaniline	ND	460	ug/kg	40
4-Chloro-3-methylphenol	ND	460	ug/kg	28
2-Chloronaphthalene	ND	460	ug/kg	27
2-Chlorophenol	ND	460	ug/kg	23
4-Chlorophenyl phenyl ether	ND	460	ug/kg	23
Chrysene	ND	460	ug/kg	18
Dibenz(a,h)anthracene	ND	460	ug/kg	29
Dibenzofuran	ND	460	ug/kg	26
3,3'-Dichlorobenzidine	ND	2200	ug/kg	100
2,4-Dichlorophenol	ND	460	ug/kg	14
Diethyl phthalate	ND	460	ug/kg	41
2,4-Dimethylphenol	ND	460	ug/kg	20
Dimethyl phthalate	ND	460	ug/kg	26

(Continued on next page)

Tetra Tech NUS, Inc

Client Sample ID: TP-10-0506

GC/MS Semivolatiles

Lot-Sample #...: C8H150236-004 Work Order #...: KT8E41AK Matrix.....: SOLID

PARAMETER	RESULT	REPORTING LIMIT	UNITS	MDL
Di-n-butyl phthalate	ND	460	ug/kg	77
4,6-Dinitro-2-methylphenol	ND	2200	ug/kg	330
2,4-Dinitrophenol	ND	2200	ug/kg	550
2,4-Dinitrotoluene	ND	460	ug/kg	24
2,6-Dinitrotoluene	ND	460	ug/kg	30
Di-n-octyl phthalate	ND	460	ug/kg	32
Fluoranthene	ND	460	ug/kg	30
Fluorene	ND	460	ug/kg	22
Hexachlorobenzene	ND	460	ug/kg	28
Hexachlorobutadiene	ND	460	ug/kg	28
Hexachlorocyclopentadiene	ND	2200	ug/kg	21
Hexachloroethane	ND	460	ug/kg	21
Indeno(1,2,3-cd)pyrene	ND	460	ug/kg	16
Isophorone	ND	460	ug/kg	26
2-Methylnaphthalene	ND	460	ug/kg	26
2-Methylphenol	ND	460	ug/kg	29
4-Methylphenol	ND	460	ug/kg	29
Naphthalene	ND	460	ug/kg	22
2-Nitroaniline	ND	2200	ug/kg	28
3-Nitroaniline	ND	2200	ug/kg	40
4-Nitroaniline	ND	2200	ug/kg	19
Nitrobenzene	ND	460	ug/kg	12
2-Nitrophenol	ND	460	ug/kg	37
4-Nitrophenol	ND	2200	ug/kg	36
N-Nitrosodi-n-propylamine	ND	460	ug/kg	11
N-Nitrosodiphenylamine	ND	460	ug/kg	25
2,2'-oxybis (1-Chloropropane)	ND	460	ug/kg	28
Pentachlorophenol	ND	2200	ug/kg	34
Phenanthrene	ND	460	ug/kg	22
Phenol	ND	460	ug/kg	28
Pyrene	ND	460	ug/kg	28
2,4,5-Trichlorophenol	ND	460	ug/kg	38
2,4,6-Trichlorophenol	ND	460	ug/kg	37

(Continued on next page)

Tetra Tech NUS, Inc

Client Sample ID: TP-10-0506

GC/MS Semivolatiles

Lot-Sample #...: C8H150236-004 **Work Order #...:** KT8E41AK **Matrix.....:** SOLID

SURROGATE	PERCENT RECOVERY	RECOVERY LIMITS
2,4,6-Tribromophenol	75	(10 - 117)
2-Fluorobiphenyl	75	(20 - 109)
2-Fluorophenol	65	(10 - 113)
Nitrobenzene-d5	67	(18 - 106)
Phenol-d5	70	(18 - 113)
Terphenyl-d14	82	(10 - 138)

NOTE(S):

Results and reporting limits have been adjusted for dry weight.

Tetra Tech NUS, Inc

Client Sample ID: TP-11-06

GC/MS Semivolatiles

Lot-Sample #...:	C8H150236-001	**Work Order #...:**	KT8EG1AC	**Matrix.....:**	SOLID
Date Sampled...:	08/12/08 10:30	**Date Received..:**	08/15/08 10:20	**MS Run #.....:**	8231030
Prep Date.....:	08/18/08	**Analysis Date..:**	08/19/08		
Prep Batch #...:	8231051	**Analysis Time..:**	00:15		
Dilution Factor:	1	**Initial Wgt/Vol:**	15 g	**Final Wgt/Vol..:**	5 mL
% Moisture.....:	31	**Analyst ID.....:**	003200	**Instrument ID..:**	733
		Method.....:	SW846 8270C		

PARAMETER	RESULT	REPORTING LIMIT	UNITS	MDL
Acenaphthene	ND	480	ug/kg	25
Acenaphthylene	ND	480	ug/kg	28
Acetophenone	ND	480	ug/kg	29
Anthracene	ND	480	ug/kg	27
Atrazine	ND	480	ug/kg	33
Benzo(a)anthracene	ND	480	ug/kg	19
Benzo(a)pyrene	ND	480	ug/kg	15
Benzo(b)fluoranthene	ND	480	ug/kg	19
Benzo(ghi)perylene	ND	480	ug/kg	16
Benzo(k)fluoranthene	ND	480	ug/kg	15
Benzaldehyde	ND	480	ug/kg	51
1,1'-Biphenyl	ND	480	ug/kg	26
bis(2-Chloroethoxy) methane	ND	480	ug/kg	22
bis(2-Chloroethyl)-ether	ND	480	ug/kg	11
bis(2-Ethylhexyl) phthalate	ND	480	ug/kg	37
4-Bromophenyl phenyl ether	ND	480	ug/kg	22
Butyl benzyl phthalate	ND	480	ug/kg	39
Caprolactam	ND	480	ug/kg	91
Carbazole	ND	480	ug/kg	20
4-Chloroaniline	ND	480	ug/kg	41
4-Chloro-3-methylphenol	ND	480	ug/kg	29
2-Chloronaphthalene	ND	480	ug/kg	28
2-Chlorophenol	ND	480	ug/kg	24
4-Chlorophenyl phenyl ether	ND	480	ug/kg	24
Chrysene	ND	480	ug/kg	19
Dibenz(a,h)anthracene	ND	480	ug/kg	31
Dibenzofuran	ND	480	ug/kg	27
3,3'-Dichlorobenzidine	ND	2300	ug/kg	110
2,4-Dichlorophenol	ND	480	ug/kg	14
Diethyl phthalate	ND	480	ug/kg	43
2,4-Dimethylphenol	ND	480	ug/kg	21
Dimethyl phthalate	ND	480	ug/kg	27

(Continued on next page)

Tetra Tech NUS, Inc

Client Sample ID: TP-11-06

GC/MS Semivolatiles

Lot-Sample #...: C8H150236-001 Work Order #...: KT8EG1AC Matrix.....: SOLID

PARAMETER	RESULT	REPORTING LIMIT	UNITS	MDL
Di-n-butyl phthalate	ND	480	ug/kg	80
4,6-Dinitro-2-methylphenol	ND	2300	ug/kg	340
2,4-Dinitrophenol	ND	2300	ug/kg	570
2,4-Dinitrotoluene	ND	480	ug/kg	25
2,6-Dinitrotoluene	ND	480	ug/kg	31
Di-n-octyl phthalate	ND	480	ug/kg	34
Fluoranthene	ND	480	ug/kg	31
Fluorene	ND	480	ug/kg	23
Hexachlorobenzene	ND	480	ug/kg	29
Hexachlorobutadiene	ND	480	ug/kg	29
Hexachlorocyclopentadiene	ND	2300	ug/kg	22
Hexachloroethane	ND	480	ug/kg	22
Indeno(1,2,3-cd)pyrene	ND	480	ug/kg	17
Isophorone	ND	480	ug/kg	27
2-Methylnaphthalene	ND	480	ug/kg	27
2-Methylphenol	ND	480	ug/kg	30
4-Methylphenol	ND	480	ug/kg	30
Naphthalene	ND	480	ug/kg	23
2-Nitroaniline	ND	2300	ug/kg	29
3-Nitroaniline	ND	2300	ug/kg	41
4-Nitroaniline	ND	2300	ug/kg	20
Nitrobenzene	ND	480	ug/kg	12
2-Nitrophenol	ND	480	ug/kg	38
4-Nitrophenol	ND	2300	ug/kg	37
N-Nitrosodi-n-propylamine	ND	480	ug/kg	12
N-Nitrosodiphenylamine	ND	480	ug/kg	26
2,2'-oxybis(1-Chloropropane)	ND	480	ug/kg	29
Pentachlorophenol	ND	2300	ug/kg	36
Phenanthrene	**26 J**	**480**	**ug/kg**	**23**
Phenol	ND	480	ug/kg	29
Pyrene	ND	480	ug/kg	29
2,4,5-Trichlorophenol	ND	480	ug/kg	40
2,4,6-Trichlorophenol	ND	480	ug/kg	39

(Continued on next page)

Tetra Tech NUS, Inc

Client Sample ID: TP-11-06

GC/MS Semivolatiles

Lot-Sample #...: C8H150236-001 **Work Order #...:** KT8EG1AC **Matrix.....:** SOLID

SURROGATE	PERCENT RECOVERY	RECOVERY LIMITS
2,4,6-Tribromophenol	81	(10 - 117)
2-Fluorobiphenyl	80	(20 - 109)
2-Fluorophenol	68	(10 - 113)
Nitrobenzene-d5	76	(18 - 106)
Phenol-d5	76	(18 - 113)
Terphenyl-d14	97	(10 - 138)

NOTE(S):

Results and reporting limits have been adjusted for dry weight.

J Estimated result. Result is less than RL.

Tetra Tech NUS, Inc

Client Sample ID: TP-12-0708

GC/MS Semivolatiles

Lot-Sample #...:	C8H150236-018	**Work Order #...:**	KT8H01AJ	**Matrix.....:**	SOLID
Date Sampled...:	08/14/08 13:05	**Date Received..:**	08/15/08 10:20	**MS Run #.....:**	8231030
Prep Date.....:	08/18/08	**Analysis Date..:**	08/19/08		
Prep Batch #...:	8231051	**Analysis Time..:**	06:34		
Dilution Factor:	1	**Initial Wgt/Vol:**	15 g	**Final Wgt/Vol..:**	5 mL
% Moisture.....:	48	**Analyst ID.....:**	003200	**Instrument ID..:**	733
		Method.....:	SW846 8270C		

PARAMETER	RESULT	REPORTING LIMIT	UNITS	MDL
Acenaphthene	ND	630	ug/kg	33
Acenaphthylene	ND	630	ug/kg	37
Acetophenone	ND	630	ug/kg	39
Anthracene	ND	630	ug/kg	36
Atrazine	ND	630	ug/kg	44
Benzo(a)anthracene	ND	630	ug/kg	25
Benzo(a)pyrene	ND	630	ug/kg	20
Benzo(b)fluoranthene	ND	630	ug/kg	24
Benzo(ghi)perylene	ND	630	ug/kg	22
Benzo(k)fluoranthene	ND	630	ug/kg	20
Benzaldehyde	ND	630	ug/kg	68
1,1'-Biphenyl	ND	630	ug/kg	35
bis(2-Chloroethoxy) methane	ND	630	ug/kg	30
bis(2-Chloroethyl)-ether	ND	630	ug/kg	14
bis(2-Ethylhexyl) phthalate	ND	630	ug/kg	49
4-Bromophenyl phenyl ether	ND	630	ug/kg	29
Butyl benzyl phthalate	ND	630	ug/kg	51
Caprolactam	ND	630	ug/kg	120
Carbazole	ND	630	ug/kg	26
4-Chloroaniline	ND	630	ug/kg	55
4-Chloro-3-methylphenol	ND	630	ug/kg	39
2-Chloronaphthalene	ND	630	ug/kg	37
2-Chlorophenol	ND	630	ug/kg	32
4-Chlorophenyl phenyl ether	ND	630	ug/kg	32
Chrysene	ND	630	ug/kg	25
Dibenz(a,h)anthracene	ND	630	ug/kg	40
Dibenzofuran	ND	630	ug/kg	35
3,3'-Dichlorobenzidine	ND	3100	ug/kg	140
2,4-Dichlorophenol	ND	630	ug/kg	19
Diethyl phthalate	ND	630	ug/kg	57
2,4-Dimethylphenol	ND	630	ug/kg	27
Dimethyl phthalate	ND	630	ug/kg	36

(Continued on next page)

Tetra Tech NUS, Inc

Client Sample ID: TP-12-0708

GC/MS Semivolatiles

Lot-Sample #...: C8H150236-018 Work Order #...: KT8H01AJ Matrix.....: SOLID

PARAMETER	RESULT	REPORTING LIMIT	UNITS	MDL
Di-n-butyl phthalate	ND	630	ug/kg	110
4,6-Dinitro-2-methylphenol	ND	3100	ug/kg	450
2,4-Dinitrophenol	ND	3100	ug/kg	750
2,4-Dinitrotoluene	ND	630	ug/kg	33
2,6-Dinitrotoluene	ND	630	ug/kg	41
Di-n-octyl phthalate	ND	630	ug/kg	44
Fluoranthene	**51 J**	**630**	**ug/kg**	**41**
Fluorene	ND	630	ug/kg	31
Hexachlorobenzene	ND	630	ug/kg	38
Hexachlorobutadiene	ND	630	ug/kg	39
Hexachlorocyclopentadiene	ND	3100	ug/kg	29
Hexachloroethane	ND	630	ug/kg	28
Indeno(1,2,3-cd)pyrene	ND	630	ug/kg	23
Isophorone	ND	630	ug/kg	35
2-Methylnaphthalene	**43 J**	**630**	**ug/kg**	**35**
2-Methylphenol	ND	630	ug/kg	40
4-Methylphenol	ND	630	ug/kg	40
Naphthalene	**47 J**	**630**	**ug/kg**	**31**
2-Nitroaniline	ND	3100	ug/kg	38
3-Nitroaniline	ND	3100	ug/kg	55
4-Nitroaniline	ND	3100	ug/kg	27
Nitrobenzene	ND	630	ug/kg	16
2-Nitrophenol	ND	630	ug/kg	51
4-Nitrophenol	ND	3100	ug/kg	50
N-Nitrosodi-n-propylamine	ND	630	ug/kg	16
N-Nitrosodiphenylamine	ND	630	ug/kg	34
2,2'-oxybis(1-Chloropropane)	ND	630	ug/kg	38
Pentachlorophenol	ND	3100	ug/kg	47
Phenanthrene	**77 J**	**630**	**ug/kg**	**31**
Phenol	ND	630	ug/kg	38
Pyrene	**50 J**	**630**	**ug/kg**	**39**
2,4,5-Trichlorophenol	ND	630	ug/kg	53
2,4,6-Trichlorophenol	ND	630	ug/kg	51

(Continued on next page)

Tetra Tech NUS, Inc

Client Sample ID: TP-12-0708

GC/MS Semivolatiles

Lot-Sample #...: C8H150236-018 Work Order #...: KT8H01AJ Matrix.....: SOLID

SURROGATE	PERCENT RECOVERY	RECOVERY LIMITS
2,4,6-Tribromophenol	67	(10 - 117)
2-Fluorobiphenyl	68	(20 - 109)
2-Fluorophenol	61	(10 - 113)
Nitrobenzene-d5	66	(18 - 106)
Phenol-d5	65	(18 - 113)
Terphenyl-d14	71	(10 - 138)

NOTE(S):

Results and reporting limits have been adjusted for dry weight.

J Estimated result. Result is less than RL.

Tetra Tech NUS, Inc

Client Sample ID: TP-13-0506

GC/MS Semivolatiles

Lot-Sample #...:	C8H150236-006	**Work Order #...:**	KT8FD1AJ	**Matrix.....:**	SOLID
Date Sampled...:	08/12/08 17:10	**Date Received..:**	08/15/08 10:20	**MS Run #.....:**	8231030
Prep Date.....:	08/18/08	**Analysis Date..:**	08/19/08		
Prep Batch #...:	8231051	**Analysis Time..:**	02:34		
Dilution Factor:	1	**Initial Wgt/Vol:**	15 g	**Final Wgt/Vol..:**	5 mL
% Moisture.....:	6.1	**Analyst ID.....:**	003200	**Instrument ID..:**	733
		Method.....:	SW846 8270C		

PARAMETER	RESULT	REPORTING LIMIT	UNITS	MDL
Acenaphthene	ND	350	ug/kg	18
Acenaphthylene	ND	350	ug/kg	21
Acetophenone	ND	350	ug/kg	21
Anthracene	ND	350	ug/kg	20
Atrazine	ND	350	ug/kg	24
Benzo(a)anthracene	ND	350	ug/kg	14
Benzo(a)pyrene	ND	350	ug/kg	11
Benzo(b)fluoranthene	ND	350	ug/kg	14
Benzo(ghi)perylene	ND	350	ug/kg	12
Benzo(k)fluoranthene	ND	350	ug/kg	11
Benzaldehyde	ND	350	ug/kg	37
1,1'-Biphenyl	ND	350	ug/kg	19
bis(2-Chloroethoxy) methane	ND	350	ug/kg	16
bis(2-Chloroethyl)-ether	ND	350	ug/kg	7.9
bis(2-Ethylhexyl) phthalate	ND	350	ug/kg	27
4-Bromophenyl phenyl ether	ND	350	ug/kg	16
Butyl benzyl phthalate	ND	350	ug/kg	28
Caprolactam	ND	350	ug/kg	67
Carbazole	ND	350	ug/kg	14
4-Chloroaniline	ND	350	ug/kg	30
4-Chloro-3-methylphenol	ND	350	ug/kg	22
2-Chloronaphthalene	ND	350	ug/kg	20
2-Chlorophenol	ND	350	ug/kg	18
4-Chlorophenyl phenyl ether	ND	350	ug/kg	17
Chrysene	ND	350	ug/kg	14
Dibenz(a,h)anthracene	ND	350	ug/kg	22
Dibenzofuran	ND	350	ug/kg	19
3,3'-Dichlorobenzidine	ND	1700	ug/kg	79
2,4-Dichlorophenol	ND	350	ug/kg	11
Diethyl phthalate	ND	350	ug/kg	31
2,4-Dimethylphenol	ND	350	ug/kg	15
Dimethyl phthalate	ND	350	ug/kg	20

(Continued on next page)

Tetra Tech NUS, Inc

Client Sample ID: TP-13-0506

GC/MS Semivolatiles

Lot-Sample #...: C8H150236-006 **Work Order #...:** KT8FD1AJ **Matrix.....:** SOLID

PARAMETER	RESULT	REPORTING LIMIT	UNITS	MDL
Di-n-butyl phthalate	ND	350	ug/kg	59
4,6-Dinitro-2-methylphenol	ND	1700	ug/kg	250
2,4-Dinitrophenol	ND	1700	ug/kg	420
2,4-Dinitrotoluene	ND	350	ug/kg	18
2,6-Dinitrotoluene	ND	350	ug/kg	23
Di-n-octyl phthalate	ND	350	ug/kg	25
Fluoranthene	ND	350	ug/kg	23
Fluorene	ND	350	ug/kg	17
Hexachlorobenzene	ND	350	ug/kg	21
Hexachlorobutadiene	ND	350	ug/kg	22
Hexachlorocyclopentadiene	ND	1700	ug/kg	16
Hexachloroethane	ND	350	ug/kg	16
Indeno(1,2,3-cd)pyrene	ND	350	ug/kg	13
Isophorone	ND	350	ug/kg	20
2-Methylnaphthalene	ND	350	ug/kg	20
2-Methylphenol	ND	350	ug/kg	22
4-Methylphenol	ND	350	ug/kg	22
Naphthalene	ND	350	ug/kg	17
2-Nitroaniline	ND	1700	ug/kg	21
3-Nitroaniline	ND	1700	ug/kg	30
4-Nitroaniline	ND	1700	ug/kg	15
Nitrobenzene	ND	350	ug/kg	8.8
2-Nitrophenol	ND	350	ug/kg	28
4-Nitrophenol	ND	1700	ug/kg	27
N-Nitrosodi-n-propylamine	ND	350	ug/kg	8.6
N-Nitrosodiphenylamine	ND	350	ug/kg	19
2,2'-oxybis(1-Chloropropane)	ND	350	ug/kg	21
Pentachlorophenol	ND	1700	ug/kg	26
Phenanthrene	ND	350	ug/kg	17
Phenol	ND	350	ug/kg	21
Pyrene	ND	350	ug/kg	22
2,4,5-Trichlorophenol	ND	350	ug/kg	29
2,4,6-Trichlorophenol	ND	350	ug/kg	28

(Continued on next page)

Tetra Tech NUS, Inc

Client Sample ID: TP-13-0506

GC/MS Semivolatiles

Lot-Sample #...: C8H150236-006 **Work Order #...:** KT8FD1AJ **Matrix.....:** SOLID

SURROGATE	PERCENT RECOVERY	RECOVERY LIMITS
2,4,6-Tribromophenol	70	(10 - 117)
2-Fluorobiphenyl	70	(20 - 109)
2-Fluorophenol	65	(10 - 113)
Nitrobenzene-d5	67	(18 - 106)
Phenol-d5	70	(18 - 113)
Terphenyl-d14	80	(10 - 138)

(SUR/S).

Results and reporting limits have been adjusted for dry weight.

Tetra Tech NUS, Inc

Client Sample ID: TP-14-0506

GC/MS Semivolatiles

Lot-Sample #...:	C8H150236-014	**Work Order #...:**	KT8G61AJ	**Matrix.....:**	SOLID
Date Sampled...:	08/13/08 15:45	**Date Received..:**	08/15/08 10:20	**MS Run #.....:**	8231030
Prep Date.....:	08/18/08	**Analysis Date..:**	08/19/08		
Prep Batch #...:	8231051	**Analysis Time..:**	05:14		
Dilution Factor:	1	**Initial Wgt/Vol:**	15 g	**Final Wgt/Vol..:**	5 mL
% Moisture.....:	24	**Analyst ID.....:**	003200	**Instrument ID..:**	733
		Method.....:	SW846 8270C		

PARAMETER	RESULT	REPORTING LIMIT	UNITS	MDL
Acenaphthene	ND	430	ug/kg	23
Acenaphthylene	ND	430	ug/kg	25
Acetophenone	ND	430	ug/kg	27
Anthracene	ND	430	ug/kg	25
Atrazine	ND	430	ug/kg	30
Benzo(a)anthracene	ND	430	ug/kg	17
Benzo(a)pyrene	ND	430	ug/kg	13
Benzo(b)fluoranthene	ND	430	ug/kg	17
Benzo(ghi)perylene	ND	430	ug/kg	15
Benzo(k)fluoranthene	ND	430	ug/kg	14
Benzaldehyde	ND	430	ug/kg	46
1,1'-Biphenyl	ND	430	ug/kg	24
bis(2-Chloroethoxy) methane	ND	430	ug/kg	20
bis(2-Chloroethyl)-ether	ND	430	ug/kg	9.8
bis(2-Ethylhexyl) phthalate	ND	430	ug/kg	33
4-Bromophenyl phenyl ether	ND	430	ug/kg	20
Butyl benzyl phthalate	ND	430	ug/kg	35
Caprolactam	ND	430	ug/kg	83
Carbazole	ND	430	ug/kg	18
4-Chloroaniline	ND	430	ug/kg	38
4-Chloro-3-methylphenol	ND	430	ug/kg	27
2-Chloronaphthalene	ND	430	ug/kg	25
2-Chlorophenol	ND	430	ug/kg	22
4-Chlorophenyl phenyl ether	ND	430	ug/kg	22
Chrysene	ND	430	ug/kg	17
Dibenz(a,h)anthracene	ND	430	ug/kg	28
Dibenzofuran	ND	430	ug/kg	24
3,3'-Dichlorobenzidine	ND	2100	ug/kg	98
2,4-Dichlorophenol	ND	430	ug/kg	13
Diethyl phthalate	ND	430	ug/kg	39
2,4-Dimethylphenol	ND	430	ug/kg	19
Dimethyl phthalate	ND	430	ug/kg	25

(Continued on next page)

Tetra Tech NUS, Inc

Client Sample ID: TP-14-0506

GC/MS Semivolatiles

Lot-Sample #...: C8H150236-014 Work Order #...: KT8G61AJ Matrix.....: SOLID

PARAMETER	RESULT	REPORTING LIMIT	UNITS	MDL
Di-n-butyl phthalate	ND	430	ug/kg	72
4,6-Dinitro-2-methylphenol	ND	2100	ug/kg	310
2,4-Dinitrophenol	ND	2100	ug/kg	520
2,4-Dinitrotoluene	ND	430	ug/kg	23
2,6-Dinitrotoluene	ND	430	ug/kg	28
Di-n-octyl phthalate	ND	430	ug/kg	30
Fluoranthene	ND	430	ug/kg	28
Fluorene	ND	430	ug/kg	21
Hexachlorobenzene	ND	430	ug/kg	26
Hexachlorobutadiene	ND	430	ug/kg	27
Hexachlorocyclopentadiene	ND	2100	ug/kg	20
Hexachloroethane	ND	430	ug/kg	20
Indeno(1,2,3-cd)pyrene	ND	430	ug/kg	16
Isophorone	ND	430	ug/kg	24
2-Methylnaphthalene	ND	430	ug/kg	24
2-Methylphenol	ND	430	ug/kg	27
4-Methylphenol	ND	430	ug/kg	27
Naphthalene	**25 J**	**430**	**ug/kg**	**21**
2-Nitroaniline	ND	2100	ug/kg	26
3-Nitroaniline	ND	2100	ug/kg	37
4-Nitroaniline	ND	2100	ug/kg	18
Nitrobenzene	ND	430	ug/kg	11
2-Nitrophenol	ND	430	ug/kg	35
4-Nitrophenol	ND	2100	ug/kg	34
N-Nitrosodi-n-propylamine	ND	430	ug/kg	11
N-Nitrosodiphenylamine	ND	430	ug/kg	24
2,2'-oxybis(1-Chloropropane)	ND	430	ug/kg	26
Pentachlorophenol	ND	2100	ug/kg	33
Phenanthrene	**35 J**	**430**	**ug/kg**	**21**
Phenol	ND	430	ug/kg	26
Pyrene	ND	430	ug/kg	27
2,4,5-Trichlorophenol	ND	430	ug/kg	36
2,4,6-Trichlorophenol	ND	430	ug/kg	35

(Continued on next page)

Tetra Tech NUS, Inc

Client Sample ID: TP-14-0506

GC/MS Semivolatiles

Lot-Sample #...: C8H150236-014 Work Order #...: KT8G61AJ Matrix.....: SOLID

SURROGATE	PERCENT RECOVERY	RECOVERY LIMITS
2,4,6-Tribromophenol	84	(10 - 117)
2-Fluorobiphenyl	80	(20 - 109)
2-Fluorophenol	72	(10 - 113)
Nitrobenzene-d5	74	(18 - 106)
Phenol-d5	73	(18 - 113)
Terphenyl-d14	101	(10 - 138)

NOTE(S):

Results and reporting limits have been adjusted for dry weight.

J Estimated result. Result is less than RL.

Tetra Tech NUS, Inc

Client Sample ID: TP-15-0506

GC/MS Semivolatiles

Lot-Sample #...:	C8H150236-015	**Work Order #...:**	KT8HG1AC	**Matrix.....:**	SOLID
Date Sampled...:	08/13/08 16:20	**Date Received..:**	08/15/08 10:20	**MS Run #.....:**	8231030
Prep Date.....:	08/18/08	**Analysis Date..:**	08/19/08		
Prep Batch #...:	8231051	**Analysis Time..:**	05:34		
Dilution Factor:	1	**Initial Wgt/Vol:**	15 g	**Final Wgt/Vol..:**	5 mL
% Moisture.....:	30	**Analyst ID.....:**	003200	**Instrument ID..:**	733
		Method.....:	SW846 8270C		

PARAMETER	RESULT	REPORTING LIMIT	UNITS	MDL
Acenaphthene	ND	470	ug/kg	25
Acenaphthylene	ND	470	ug/kg	28
Acetophenone	ND	470	ug/kg	29
Anthracene	ND	470	ug/kg	27
Atrazine	ND	470	ug/kg	33
Benzo(a)anthracene	ND	470	ug/kg	19
Benzo(a)pyrene	ND	470	ug/kg	15
Benzo(b)fluoranthene	ND	470	ug/kg	18
Benzo(ghi)perylene	ND	470	ug/kg	16
Benzo(k)fluoranthene	ND	470	ug/kg	15
Benzaldehyde	ND	470	ug/kg	50
1,1'-Biphenyl	ND	470	ug/kg	26
bis(2-Chloroethoxy) methane	ND	470	ug/kg	22
bis(2-Chloroethyl)-ether	ND	470	ug/kg	11
bis(2-Ethylhexyl) phthalate	ND	470	ug/kg	36
4-Bromophenyl phenyl ether	ND	470	ug/kg	21
Butyl benzyl phthalate	ND	470	ug/kg	38
Caprolactam	ND	470	ug/kg	89
Carbazole	ND	470	ug/kg	19
4-Chloroaniline	ND	470	ug/kg	41
4-Chloro-3-methylphenol	ND	470	ug/kg	29
2-Chloronaphthalene	ND	470	ug/kg	27
2-Chlorophenol	ND	470	ug/kg	24
4-Chlorophenyl phenyl ether	ND	470	ug/kg	23
Chrysene	ND	470	ug/kg	19
Dibenz(a,h)anthracene	ND	470	ug/kg	30
Dibenzofuran	ND	470	ug/kg	26
3,3'-Dichlorobenzidine	ND	2300	ug/kg	110
2,4-Dichlorophenol	ND	470	ug/kg	14
Diethyl phthalate	ND	470	ug/kg	42
2,4-Dimethylphenol	ND	470	ug/kg	20
Dimethyl phthalate	ND	470	ug/kg	27

(Continued on next page)

Tetra Tech NUS, Inc

Client Sample ID: TP-15-0506

GC/MS Semivolatiles

Lot-Sample #...: C8H150236-015 Work Order #...: KT8HG1AC Matrix.....: SOLID

PARAMETER	RESULT	REPORTING LIMIT	UNITS	MDL
Di-n-butyl phthalate	ND	470	ug/kg	78
4,6-Dinitro-2-methylphenol	ND	2300	ug/kg	330
2,4-Dinitrophenol	ND	2300	ug/kg	560
2,4-Dinitrotoluene	ND	470	ug/kg	24
2,6-Dinitrotoluene	ND	470	ug/kg	30
Di-n-octyl phthalate	ND	470	ug/kg	33
Fluoranthene	ND	470	ug/kg	31
Fluorene	ND	470	ug/kg	23
Hexachlorobenzene	ND	470	ug/kg	28
Hexachlorobutadiene	ND	470	ug/kg	29
Hexachlorocyclopentadiene	ND	2300	ug/kg	22
Hexachloroethane	ND	470	ug/kg	21
Indeno(1,2,3-cd)pyrene	ND	470	ug/kg	17
Isophorone	ND	470	ug/kg	26
2-Methylnaphthalene	ND	470	ug/kg	26
2-Methylphenol	ND	470	ug/kg	30
4-Methylphenol	ND	470	ug/kg	30
Naphthalene	ND	470	ug/kg	23
2-Nitroaniline	ND	2300	ug/kg	28
3-Nitroaniline	ND	2300	ug/kg	41
4-Nitroaniline	ND	2300	ug/kg	20
Nitrobenzene	ND	470	ug/kg	12
2-Nitrophenol	ND	470	ug/kg	38
4-Nitrophenol	ND	2300	ug/kg	37
N-Nitrosodi-n-propylamine	ND	470	ug/kg	12
N-Nitrosodiphenylamine	ND	470	ug/kg	26
2,2'-oxybis(1-Chloropropane)	ND	470	ug/kg	28
Pentachlorophenol	ND	2300	ug/kg	35
Phenanthrene	ND	470	ug/kg	23
Phenol	ND	470	ug/kg	29
Pyrene	ND	470	ug/kg	29
2,4,5-Trichlorophenol	ND	470	ug/kg	39
2,4,6-Trichlorophenol	ND	470	ug/kg	38

(Continued on next page)

Tetra Tech NUS, Inc

Client Sample ID: TP-15-0506

GC/MS Semivolatiles

Lot-Sample #...: C8H150236-015 **Work Order #...:** KT8HG1AC **Matrix.....:** SOLID

SURROGATE	PERCENT RECOVERY	RECOVERY LIMITS
2,4,6-Tribromophenol	82	(10 - 117)
2-Fluorobiphenyl	76	(20 - 109)
2-Fluorophenol	71	(10 - 113)
Nitrobenzene-d5	71	(18 - 106)
Phenol-d5	75	(18 - 113)
Terphenyl-d14	89	(10 - 138)

NOTE(S):

Results and reporting limits have been adjusted for dry weight.

Tetra Tech NUS, Inc

Client Sample ID: TP-16-05

GC/MS Semivolatiles

Lot-Sample #...:	C8H150236-003	**Work Order #...:**	KT8EW1AC	**Matrix.....:**	SOLID
Date Sampled...:	08/12/08 12:55	**Date Received..:**	08/15/08 10:20	**MS Run #.....:**	8231030
Prep Date.....:	08/18/08	**Analysis Date..:**	08/19/08		
Prep Batch #...:	8231051	**Analysis Time..:**	01:35		
Dilution Factor:	0.99	**Initial Wgt/Vol:**	15.1 g	**Final Wgt/Vol..:**	5 mL
% Moisture.....:	31	**Analyst ID.....:**	003200	**Instrument ID..:**	733
		Method.....:	SW846 8270C		

PARAMETER	RESULT	REPORTING LIMIT	UNITS	MDL
Acenaphthene	ND	470	ug/kg	25
Acenaphthylene	ND	470	ug/kg	28
Acetophenone	ND	470	ug/kg	29
Anthracene	ND	470	ug/kg	27
Atrazine	ND	470	ug/kg	33
Benzo(a)anthracene	ND	470	ug/kg	19
Benzo(a)pyrene	ND	470	ug/kg	15
Benzo(b)fluoranthene	**28 J**	**470**	**ug/kg**	**18**
Benzo(ghi)perylene	ND	470	ug/kg	16
Benzo(k)fluoranthene	ND	470	ug/kg	15
Benzaldehyde	ND	470	ug/kg	50
1,1'-Biphenyl	ND	470	ug/kg	26
bis(2-Chloroethoxy) methane	ND	470	ug/kg	22
bis(2-Chloroethyl)-ether	ND	470	ug/kg	11
bis(2-Ethylhexyl) phthalate	ND	470	ug/kg	36
4-Bromophenyl phenyl ether	ND	470	ug/kg	21
Butyl benzyl phthalate	ND	470	ug/kg	38
Caprolactam	ND	470	ug/kg	90
Carbazole	ND	470	ug/kg	20
4-Chloroaniline	ND	470	ug/kg	41
4-Chloro-3-methylphenol	ND	470	ug/kg	29
2-Chloronaphthalene	ND	470	ug/kg	28
2-Chlorophenol	ND	470	ug/kg	24
4-Chlorophenyl phenyl ether	ND	470	ug/kg	24
Chrysene	ND	470	ug/kg	19
Dibenz(a,h)anthracene	ND	470	ug/kg	30
Dibenzofuran	ND	470	ug/kg	26
3,3'-Dichlorobenzidine	ND	2300	ug/kg	110
2,4-Dichlorophenol	ND	470	ug/kg	14
Diethyl phthalate	ND	470	ug/kg	42
2,4-Dimethylphenol	ND	470	ug/kg	20
Dimethyl phthalate	ND	470	ug/kg	27

(Continued on next page)

Tetra Tech NUS, Inc

Client Sample ID: TP-16-05

GC/MS Semivolatiles

Lot-Sample #...: C8H150236-003 **Work Order #...:** KT8EW1AC **Matrix.....:** SOLID

PARAMETER	RESULT	REPORTING LIMIT	UNITS	MDL
Di-n-butyl phthalate	ND	470	ug/kg	79
4,6-Dinitro-2-methylphenol	ND	2300	ug/kg	340
2,4-Dinitrophenol	ND	2300	ug/kg	560
2,4-Dinitrotoluene	ND	470	ug/kg	25
2,6-Dinitrotoluene	ND	470	ug/kg	31
Di-n-octyl phthalate	ND	470	ug/kg	33
Fluoranthene	**38 J**	**470**	**ug/kg**	**31**
Fluorene	ND	470	ug/kg	23
Hexachlorobenzene	ND	470	ug/kg	29
Hexachlorobutadiene	ND	470	ug/kg	29
Hexachlorocyclopentadiene	ND	2300	ug/kg	22
Hexachloroethane	ND	470	ug/kg	21
Indeno(1,2,3-cd)pyrene	ND	470	ug/kg	17
Isophorone	ND	470	ug/kg	26
2-Methylnaphthalene	ND	470	ug/kg	26
2-Methylphenol	ND	470	ug/kg	30
4-Methylphenol	ND	470	ug/kg	30
Naphthalene	ND	470	ug/kg	23
2-Nitroaniline	ND	2300	ug/kg	29
3-Nitroaniline	ND	2300	ug/kg	41
4-Nitroaniline	ND	2300	ug/kg	20
Nitrobenzene	ND	470	ug/kg	12
2-Nitrophenol	ND	470	ug/kg	38
4-Nitrophenol	ND	2300	ug/kg	37
N-Nitrosodi-n-propylamine	ND	470	ug/kg	12
N-Nitrosodiphenylamine	ND	470	ug/kg	26
2,2'-oxybis (1-Chloropropane)	ND	470	ug/kg	29
Pentachlorophenol	ND	2300	ug/kg	35
Phenanthrene	**28 J**	**470**	**ug/kg**	**23**
Phenol	ND	470	ug/kg	29
Pyrene	**41 J**	**470**	**ug/kg**	**29**
2,4,5-Trichlorophenol	ND	470	ug/kg	39
2,4,6-Trichlorophenol	ND	470	ug/kg	38

(Continued on next page)

Tetra Tech NUS, Inc

Client Sample ID: TP-16-05

GC/MS Semivolatiles

Lot-Sample #...: C8H150236-003 Work Order #...: KT8EW1AC Matrix.....: SOLID

SURROGATE	PERCENT RECOVERY	RECOVERY LIMITS
2,4,6-Tribromophenol	74	(10 - 117)
2-Fluorobiphenyl	77	(20 - 109)
2-Fluorophenol	70	(10 - 113)
Nitrobenzene-d5	75	(18 - 106)
Phenol-d5	73	(18 - 113)
Terphenyl-d14	85	(10 - 138)

NOTE(S):

Results and reporting limits have been adjusted for dry weight.

J Estimated result. Result is less than RL.

Tetra Tech NUS, Inc

Client Sample ID: TP-17-0506

GC/MS Semivolatiles

Lot-Sample #...:	C8H150236-020	**Work Order #...:**	KT8JE1AC	**Matrix.....:**	SOLID
Date Sampled...:	08/14/08 16:00	**Date Received..:**	08/15/08 10:20	**MS Run #.....:**	8231030
Prep Date.....:	08/18/08	**Analysis Date..:**	08/19/08		
Prep Batch #...:	8231051	**Analysis Time..:**	07:13		
Dilution Factor:	1	**Initial Wgt/Vol:**	15 g	**Final Wgt/Vol..:**	5 mL
% Moisture.....:	43	**Analyst ID.....:**	003200	**Instrument ID..:**	733
		Method.....:	SW846 8270C		

PARAMETER	RESULT	REPORTING LIMIT	UNITS	MDL
Acenaphthene	ND	580	ug/kg	30
Acenaphthylene	ND	580	ug/kg	34
Acetophenone	ND	580	ug/kg	35
Anthracene	ND	580	ug/kg	33
Atrazine	ND	580	ug/kg	40
Benzo(a)anthracene	ND	580	ug/kg	23
Benzo(a)pyrene	ND	580	ug/kg	18
Benzo(b)fluoranthene	ND	580	ug/kg	22
Benzo(ghi)perylene	ND	580	ug/kg	20
Benzo(k)fluoranthene	ND	580	ug/kg	19
Benzaldehyde	ND	580	ug/kg	62
1,1'-Biphenyl	ND	580	ug/kg	32
bis(2-Chloroethoxy) methane	ND	580	ug/kg	27
bis(2-Chloroethyl)-ether	ND	580	ug/kg	13
bis(2-Ethylhexyl) phthalate	ND	580	ug/kg	45
4-Bromophenyl phenyl ether	ND	580	ug/kg	26
Butyl benzyl phthalate	ND	580	ug/kg	47
Caprolactam	ND	580	ug/kg	110
Carbazole	ND	580	ug/kg	24
4-Chloroaniline	ND	580	ug/kg	50
4-Chloro-3-methylphenol	ND	580	ug/kg	36
2-Chloronaphthalene	ND	580	ug/kg	34
2-Chlorophenol	ND	580	ug/kg	29
4-Chlorophenyl phenyl ether	ND	580	ug/kg	29
Chrysene	ND	580	ug/kg	23
Dibenz(a,h)anthracene	ND	580	ug/kg	37
Dibenzofuran	ND	580	ug/kg	32
3,3'-Dichlorobenzidine	ND	2800	ug/kg	130
2,4-Dichlorophenol	ND	580	ug/kg	17
Diethyl phthalate	ND	580	ug/kg	52
2,4-Dimethylphenol	ND	580	ug/kg	25
Dimethyl phthalate	ND	580	ug/kg	33

(Continued on next page)

Tetra Tech NUS, Inc

Client Sample ID: TP-17-0506

GC/MS Semivolatiles

Lot-Sample #...: C8H150236-020 **Work Order #...:** KT8JE1AC **Matrix.....:** SOLID

PARAMETER	RESULT	REPORTING LIMIT	UNITS	MDL
Di-n-butyl phthalate	ND	580	ug/kg	97
4,6-Dinitro-2-methylphenol	ND	2800	ug/kg	410
2,4-Dinitrophenol	ND	2800	ug/kg	690
2,4-Dinitrotoluene	ND	580	ug/kg	30
2,6-Dinitrotoluene	ND	580	ug/kg	38
Di-n-octyl phthalate	ND	580	ug/kg	41
Fluoranthene	ND	580	ug/kg	38
Fluorene	ND	580	ug/kg	28
Hexachlorobenzene	ND	580	ug/kg	35
Hexachlorobutadiene	ND	580	ug/kg	36
Hexachlorocyclopentadiene	ND	2800	ug/kg	27
Hexachloroethane	ND	580	ug/kg	26
Indeno(1,2,3-cd)pyrene	ND	580	ug/kg	21
Isophorone	ND	580	ug/kg	32
2-Methylnaphthalene	ND	580	ug/kg	32
2-Methylphenol	ND	580	ug/kg	36
4-Methylphenol	ND	580	ug/kg	36
Naphthalene	ND	580	ug/kg	28
2-Nitroaniline	ND	2800	ug/kg	35
3-Nitroaniline	ND	2800	ug/kg	50
4-Nitroaniline	ND	2800	ug/kg	24
Nitrobenzene	ND	580	ug/kg	15
2-Nitrophenol	ND	580	ug/kg	46
4-Nitrophenol	ND	2800	ug/kg	45
N-Nitrosodi-n-propylamine	ND	580	ug/kg	14
N-Nitrosodiphenylamine	ND	580	ug/kg	32
2,2'-oxybis (1-Chloropropane)	ND	580	ug/kg	35
Pentachlorophenol	ND	2800	ug/kg	43
Phenanthrene	**49 J**	**580**	**ug/kg**	**28**
Phenol	ND	580	ug/kg	35
Pyrene	ND	580	ug/kg	36
2,4,5-Trichlorophenol	ND	580	ug/kg	48
2,4,6-Trichlorophenol	ND	580	ug/kg	47

(Continued on next page)

Tetra Tech NUS, Inc

Client Sample ID: TP-17-0506

GC/MS Semivolatiles

Lot-Sample #...: C8H150236-020 Work Order #...: KT8JE1AC Matrix.....: SOLID

SURROGATE	PERCENT RECOVERY	RECOVERY LIMITS
2,4,6-Tribromophenol	81	(10 - 117)
2-Fluorobiphenyl	77	(20 - 109)
2-Fluorophenol	69	(10 - 113)
Nitrobenzene-d5	70	(18 - 106)
Phenol-d5	73	(18 - 113)
Terphenyl-d14	91	(10 - 138)

NOTE(S):

Results and reporting limits have been adjusted for dry weight.

J Estimated result. Result is less than RL.

Tetra Tech NUS, Inc

Client Sample ID: TP-18-0607

GC/MS Semivolatiles

Lot-Sample #...:	C8H150236-017	**Work Order #...:**	KT8HN1AC	**Matrix.....:**	SOLID
Date Sampled...:	08/14/08 09:00	**Date Received..:**	08/15/08 10:20	**MS Run #.....:**	8231030
Prep Date.....:	08/18/08	**Analysis Date..:**	08/19/08		
Prep Batch #...:	8231051	**Analysis Time..:**	06:13		
Dilution Factor:	1	**Initial Wgt/Vol:**	15 g	**Final Wgt/Vol..:**	5 mL
% Moisture.....:	36	**Analyst ID.....:**	003200	**Instrument ID..:**	733
		Method.....:	SW846 8270C		

PARAMETER	RESULT	REPORTING LIMIT	UNITS	MDL
Acenaphthene	ND	510	ug/kg	27
Acenaphthylene	ND	510	ug/kg	30
Acetophenone	ND	510	ug/kg	31
Anthracene	ND	510	ug/kg	29
Atrazine	ND	510	ug/kg	35
Benzo(a)anthracene	ND	510	ug/kg	20
Benzo(a)pyrene	ND	510	ug/kg	16
Benzo(b)fluoranthene	ND	510	ug/kg	20
Benzo(ghi)perylene	ND	510	ug/kg	17
Benzo(k)fluoranthene	ND	510	ug/kg	16
Benzaldehyde	ND	510	ug/kg	55
1,1'-Biphenyl	ND	510	ug/kg	28
bis(2-Chloroethoxy) methane	ND	510	ug/kg	24
bis(2-Chloroethyl)- ether	ND	510	ug/kg	12
bis(2-Ethylhexyl) phthalate	ND	510	ug/kg	39
4-Bromophenyl phenyl ether	ND	510	ug/kg	23
Butyl benzyl phthalate	ND	510	ug/kg	41
Caprolactam	ND	510	ug/kg	97
Carbazole	ND	510	ug/kg	21
4-Chloroaniline	ND	510	ug/kg	44
4-Chloro-3-methylphenol	ND	510	ug/kg	31
2-Chloronaphthalene	ND	510	ug/kg	30
2-Chlorophenol	ND	510	ug/kg	26
4-Chlorophenyl phenyl ether	ND	510	ug/kg	25
Chrysene	ND	510	ug/kg	20
Dibenz(a,h)anthracene	ND	510	ug/kg	33
Dibenzofuran	ND	510	ug/kg	28
3,3'-Dichlorobenzidine	ND	2500	ug/kg	120
2,4-Dichlorophenol	ND	510	ug/kg	15
Diethyl phthalate	ND	510	ug/kg	46
2,4-Dimethylphenol	ND	510	ug/kg	22
Dimethyl phthalate	ND	510	ug/kg	29

(Continued on next page)

Tetra Tech NUS, Inc

Client Sample ID: TP-18-0607

GC/MS Semivolatiles

Lot-Sample #...: C8H150236-017 Work Order #...: KT8HN1AC Matrix.....: SOLID

PARAMETER	RESULT	REPORTING LIMIT	UNITS	MDL
Di-n-butyl phthalate	ND	510	ug/kg	85
4,6-Dinitro-2-methylphenol	ND	2500	ug/kg	360
2,4-Dinitrophenol	ND	2500	ug/kg	610
2,4-Dinitrotoluene	ND	510	ug/kg	27
2,6-Dinitrotoluene	ND	510	ug/kg	33
Di-n-octyl phthalate	ND	510	ug/kg	36
Fluoranthene	ND	510	ug/kg	33
Fluorene	ND	510	ug/kg	25
Hexachlorobenzene	ND	510	ug/kg	31
Hexachlorobutadiene	ND	510	ug/kg	31
Hexachlorocyclopentadiene	ND	2500	ug/kg	24
Hexachloroethane	ND	510	ug/kg	23
Indeno(1,2,3-cd)pyrene	ND	510	ug/kg	18
Isophorone	ND	510	ug/kg	29
2-Methylnaphthalene	ND	510	ug/kg	28
2-Methylphenol	ND	510	ug/kg	32
4-Methylphenol	ND	510	ug/kg	32
Naphthalene	ND	510	ug/kg	25
2-Nitroaniline	ND	2500	ug/kg	31
3-Nitroaniline	ND	2500	ug/kg	44
4-Nitroaniline	ND	2500	ug/kg	22
Nitrobenzene	ND	510	ug/kg	13
2-Nitrophenol	ND	510	ug/kg	41
4-Nitrophenol	ND	2500	ug/kg	40
N-Nitrosodi-n-propylamine	ND	510	ug/kg	13
N-Nitrosodiphenylamine	ND	510	ug/kg	28
2,2'-oxybis (1-Chloropropane)	ND	510	ug/kg	31
Pentachlorophenol	ND	2500	ug/kg	38
Phenanthrene	**39 J**	**510**	**ug/kg**	**25**
Phenol	ND	510	ug/kg	31
Pyrene	ND	510	ug/kg	31
2,4,5-Trichlorophenol	ND	510	ug/kg	42
2,4,6-Trichlorophenol	ND	510	ug/kg	42

(Continued on next page)

Tetra Tech NUS, Inc

Client Sample ID: TP-18-0607

GC/MS Semivolatiles

Lot-Sample #...: C8H150236-017 **Work Order #...:** KT8HN1AC **Matrix.....:** SOLID

SURROGATE	PERCENT RECOVERY	RECOVERY LIMITS
2,4,6 Tribromophenol	73	(10 - 117)
2-Fluorobiphenyl	68	(20 - 109)
2-Fluorophenol	61	(10 - 113)
Nitrobenzene-d5	62	(18 - 106)
Phenol-d5	64	(18 - 113)
Terphenyl-d14	79	(10 - 138)

NOTES:

Results and reporting limits have been adjusted for dry weight.

J - Estimated result. Result is less than RL.

Tetra Tech NUS, Inc

Client Sample ID: TP-19-0506

GC/MS Semivolatiles

Lot-Sample #...:	C8H150236-010	**Work Order #...:**	KT8G01AJ	**Matrix.....:**	SOLID
Date Sampled...:	08/13/08 11:00	**Date Received..:**	08/15/08 10:20	**MS Run #.....:**	8231030
Prep Date.....:	08/18/08	**Analysis Date..:**	08/19/08		
Prep Batch #...:	8231051	**Analysis Time..:**	03:54		
Dilution Factor:	1	**Initial Wgt/Vol:**	15 g	**Final Wgt/Vol..:**	5 mL
% Moisture.....:	8.1	**Analyst ID.....:**	003200	**Instrument ID..:**	733
		Method.....:	SW846 8270C		

PARAMETER	RESULT	REPORTING LIMIT	UNITS	MDL
Acenaphthene	ND	360	ug/kg	19
Acenaphthylene	ND	360	ug/kg	21
Acetophenone	ND	360	ug/kg	22
Anthracene	ND	360	ug/kg	20
Atrazine	ND	360	ug/kg	25
Benzo(a)anthracene	ND	360	ug/kg	14
Benzo(a)pyrene	ND	360	ug/kg	11
Benzo(b)fluoranthene	ND	360	ug/kg	14
Benzo(ghi)perylene	ND	360	ug/kg	12
Benzo(k)fluoranthene	ND	360	ug/kg	12
Benzaldehyde	ND	360	ug/kg	38
1,1'-Biphenyl	ND	360	ug/kg	20
bis(2-Chloroethoxy) methane	ND	360	ug/kg	17
bis(2-Chloroethyl)-ether	ND	360	ug/kg	8.1
bis(2-Ethylhexyl) phthalate	ND	360	ug/kg	28
4-Bromophenyl phenyl ether	ND	360	ug/kg	16
Butyl benzyl phthalate	ND	360	ug/kg	29
Caprolactam	ND	360	ug/kg	68
Carbazole	ND	360	ug/kg	15
4-Chloroaniline	ND	360	ug/kg	31
4-Chloro-3-methylphenol	ND	360	ug/kg	22
2-Chloronaphthalene	ND	360	ug/kg	21
2-Chlorophenol	ND	360	ug/kg	18
4-Chlorophenyl phenyl ether	ND	360	ug/kg	18
Chrysene	ND	360	ug/kg	14
Dibenz(a,h)anthracene	ND	360	ug/kg	23
Dibenzofuran	ND	360	ug/kg	20
3,3'-Dichlorobenzidine	ND	1700	ug/kg	81
2,4-Dichlorophenol	ND	360	ug/kg	11
Diethyl phthalate	ND	360	ug/kg	32
2,4-Dimethylphenol	ND	360	ug/kg	16
Dimethyl phthalate	ND	360	ug/kg	20

(Continued on next page)

Tetra Tech NUS, Inc

Client Sample ID: TP-19-0506

GC/MS Semivolatiles

Lot-Sample #...: C8H150236-010 **Work Order #...:** KT8G01AJ **Matrix.....:** SOLID

PARAMETER	RESULT	REPORTING LIMIT	UNITS	MDL
Di-n-butyl phthalate	ND	360	ug/kg	60
4,6-Dinitro-2-methylphenol	ND	1700	ug/kg	250
2,4-Dinitrophenol	ND	1700	ug/kg	430
2,4-Dinitrotoluene	ND	360	ug/kg	19
2,6-Dinitrotoluene	ND	360	ug/kg	23
Di-n-octyl phthalate	ND	360	ug/kg	25
Fluoranthene	ND	360	ug/kg	23
Fluorene	ND	360	ug/kg	17
Hexachlorobenzene	ND	360	ug/kg	22
Hexachlorobutadiene	ND	360	ug/kg	22
Hexachlorocyclopentadiene	ND	1700	ug/kg	17
Hexachloroethane	ND	360	ug/kg	16
Indeno(1,2,3-cd)pyrene	ND	360	ug/kg	13
Isophorone	ND	360	ug/kg	20
2-Methylnaphthalene	ND	360	ug/kg	20
2-Methylphenol	ND	360	ug/kg	23
4-Methylphenol	ND	360	ug/kg	23
Naphthalene	ND	360	ug/kg	17
2-Nitroaniline	ND	1700	ug/kg	22
3-Nitroaniline	ND	1700	ug/kg	31
4-Nitroaniline	ND	1700	ug/kg	15
Nitrobenzene	ND	360	ug/kg	9.0
2-Nitrophenol	ND	360	ug/kg	29
4-Nitrophenol	ND	1700	ug/kg	28
N-Nitrosodi-n-propylamine	ND	360	ug/kg	8.8
N-Nitrosodiphenylamine	ND	360	ug/kg	20
2,2'-oxybis (1-Chloropropane)	ND	360	ug/kg	22
Pentachlorophenol	ND	1700	ug/kg	27
Phenanthrene	ND	360	ug/kg	17
Phenol	ND	360	ug/kg	22
Pyrene	ND	360	ug/kg	22
2,4,5-Trichlorophenol	ND	360	ug/kg	30
2,4,6-Trichlorophenol	ND	360	ug/kg	29

(Continued on next page)

Tetra Tech NUS, Inc

Client Sample ID: TP-19-0506

GC/MS Semivolatiles

Lot-Sample #...: C8H150236-010 **Work Order #...:** KT8G01AJ **Matrix.....:** SOLID

SURROGATE	PERCENT RECOVERY	RECOVERY LIMITS
2,4,6-Tribromophenol	72	(10 - 117)
2-Fluorobiphenyl	74	(20 - 109)
2-Fluorophenol	69	(10 - 113)
Nitrobenzene-d5	73	(18 - 106)
Phenol-d5	71	(18 - 113)
Terphenyl-d14	80	(10 - 138)

NOTE(S):

Results and reporting limits have been adjusted for dry weight.

Tetra Tech NUS, Inc

Client Sample ID: TP-2-0708

GC/MS Semivolatiles

Lot-Sample #...:	C8H150236-016	**Work Order #...:**	KT8HJ1AJ	**Matrix.....:**	SOLID
Date Sampled...:	08/14/08 08:10	**Date Received..:**	08/15/08 10:20	**MS Run #.....:**	8231030
Prep Date.....:	08/18/08	**Analysis Date..:**	08/19/08		
Prep Batch #...:	8231051	**Analysis Time..:**	05:53		
Dilution Factor:	1	**Initial Wgt/Vol:**	15 g	**Final Wgt/Vol..:**	5 mL
% Moisture.....:	45	**Analyst ID.....:**	003200	**Instrument ID..:**	733
		Method.....:	SW846 8270C		

PARAMETER	RESULT	REPORTING LIMIT	UNITS	MDL
Acenaphthene	ND	610	ug/kg	32
Acenaphthylene	ND	610	ug/kg	35
Acetophenone	ND	610	ug/kg	37
Anthracene	ND	610	ug/kg	35
Atrazine	ND	610	ug/kg	42
Benzo(a)anthracene	ND	610	ug/kg	24
Benzo(a)pyrene	ND	610	ug/kg	19
Benzo(b)fluoranthene	ND	610	ug/kg	23
Benzo(ghi)perylene	ND	610	ug/kg	21
Benzo(k)fluoranthene	ND	610	ug/kg	19
Benzaldehyde	ND	610	ug/kg	65
1,1'-Biphenyl	ND	610	ug/kg	33
bis(2-Chloroethoxy) methane	ND	610	ug/kg	28
bis(2-Chloroethyl)- ether	ND	610	ug/kg	14
bis(2-Ethylhexyl) phthalate	ND	610	ug/kg	47
4-Bromophenyl phenyl ether	ND	610	ug/kg	27
Butyl benzyl phthalate	ND	610	ug/kg	49
Caprolactam	ND	610	ug/kg	120
Carbazole	ND	610	ug/kg	25
4-Chloroaniline	ND	610	ug/kg	52
4-Chloro-3-methylphenol	ND	610	ug/kg	37
2-Chloronaphthalene	ND	610	ug/kg	35
2-Chlorophenol	ND	610	ug/kg	31
4-Chlorophenyl phenyl ether	ND	610	ug/kg	30
Chrysene	ND	610	ug/kg	24
Dibenz(a,h)anthracene	ND	610	ug/kg	39
Dibenzofuran	ND	610	ug/kg	34
3,3'-Dichlorobenzidine	ND	2900	ug/kg	140
2,4-Dichlorophenol	ND	610	ug/kg	18
Diethyl phthalate	ND	610	ug/kg	54
2,4-Dimethylphenol	ND	610	ug/kg	26
Dimethyl phthalate	ND	610	ug/kg	34

(Continued on next page)

Tetra Tech NUS, Inc

Client Sample ID: TP-2-0708

GC/MS Semivolatiles

Lot-Sample #...: C8H150236-016 **Work Order #...:** KT8HJ1AJ **Matrix.....:** SOLID

PARAMETER	RESULT	REPORTING LIMIT	UNITS	MDL
Di-n-butyl phthalate	ND	610	ug/kg	100
4,6-Dinitro-2-methylphenol	ND	2900	ug/kg	430
2,4-Dinitrophenol	ND	2900	ug/kg	720
2,4-Dinitrotoluene	ND	610	ug/kg	31
2,6-Dinitrotoluene	ND	610	ug/kg	39
Di-n-octyl phthalate	ND	610	ug/kg	42
Fluoranthene	ND	610	ug/kg	39
Fluorene	ND	610	ug/kg	29
Hexachlorobenzene	ND	610	ug/kg	37
Hexachlorobutadiene	ND	610	ug/kg	37
Hexachlorocyclopentadiene	ND	2900	ug/kg	28
Hexachloroethane	ND	610	ug/kg	27
Indeno(1,2,3-cd)pyrene	ND	610	ug/kg	22
Isophorone	ND	610	ug/kg	34
2-Methylnaphthalene	ND	610	ug/kg	34
2-Methylphenol	ND	610	ug/kg	38
4-Methylphenol	ND	610	ug/kg	38
Naphthalene	**38 J**	**610**	**ug/kg**	**29**
2-Nitroaniline	ND	2900	ug/kg	37
3-Nitroaniline	ND	2900	ug/kg	52
4-Nitroaniline	ND	2900	ug/kg	26
Nitrobenzene	ND	610	ug/kg	15
2-Nitrophenol	ND	610	ug/kg	48
4-Nitrophenol	ND	2900	ug/kg	47
N-Nitrosodi-n-propylamine	ND	610	ug/kg	15
N-Nitrosodiphenylamine	ND	610	ug/kg	33
2,2'-oxybis(1-Chloropropane)	ND	610	ug/kg	36
Pentachlorophenol	ND	2900	ug/kg	45
Phenanthrene	**54 J**	**610**	**ug/kg**	**29**
Phenol	ND	610	ug/kg	37
Pyrene	**38 J**	**610**	**ug/kg**	**37**
2,4,5-Trichlorophenol	ND	610	ug/kg	50
2,4,6-Trichlorophenol	ND	610	ug/kg	49

(Continued on next page)

Tetra Tech NUS, Inc

Client Sample ID: TP-2-0708

GC/MS Semivolatiles

Lot-Sample #...: C8H150236-016 **Work Order #...:** KT8HJ1AJ **Matrix.....:** SOLID

SURROGATE	PERCENT RECOVERY	RECOVERY LIMITS
2,4,6-Tribromophenol	82	(10 - 117)
2-Fluorobiphenyl	79	(20 - 109)
2-Fluorophenol	70	(10 - 113)
Nitrobenzene-d5	72	(18 - 106)
Phenol-d5	74	(18 - 113)
Terphenyl-d14	93	(10 - 138)

NOTE(S):

Results and reporting limits have been adjusted for dry weight.

J Estimated result. Result is less than RL.

Tetra Tech NUS, Inc

Client Sample ID: TP-20-0506

GC/MS Semivolatiles

Lot-Sample #...:	C8H150236-008	**Work Order #...:**	KT8FK1AC	**Matrix.....:**	SOLID
Date Sampled...:	08/13/08 09:10	**Date Received..:**	08/15/08 10:20	**MS Run #.....:**	8231030
Prep Date.....:	08/18/08	**Analysis Date..:**	08/19/08		
Prep Batch #...:	8231051	**Analysis Time..:**	03:14		
Dilution Factor:	1	**Initial Wgt/Vol:**	15 g	**Final Wgt/Vol..:**	5 mL
% Moisture.....:	7.4	**Analyst ID.....:**	003200	**Instrument ID..:**	733
		Method.....:	SW846 8270C		

PARAMETER	RESULT	REPORTING LIMIT	UNITS	MDL
Acenaphthene	ND	360	ug/kg	19
Acenaphthylene	ND	360	ug/kg	21
Acetophenone	ND	360	ug/kg	22
Anthracene	ND	360	ug/kg	20
Atrazine	ND	360	ug/kg	25
Benzo(a)anthracene	ND	360	ug/kg	14
Benzo(a)pyrene	ND	360	ug/kg	11
Benzo(b)fluoranthene	ND	360	ug/kg	14
Benzo(ghi)perylene	ND	360	ug/kg	12
Benzo(k)fluoranthene	ND	360	ug/kg	11
Benzaldehyde	ND	360	ug/kg	38
1,1'-Biphenyl	ND	360	ug/kg	20
bis(2-Chloroethoxy) methane	ND	360	ug/kg	17
bis(2-Chloroethyl)- ether	ND	360	ug/kg	8.1
bis(2-Ethylhexyl) phthalate	ND	360	ug/kg	27
4-Bromophenyl phenyl ether	ND	360	ug/kg	16
Butyl benzyl phthalate	ND	360	ug/kg	29
Caprolactam	ND	360	ug/kg	68
Carbazole	ND	360	ug/kg	15
4-Chloroaniline	ND	360	ug/kg	31
4-Chloro-3-methylphenol	ND	360	ug/kg	22
2-Chloronaphthalene	ND	360	ug/kg	21
2-Chlorophenol	ND	360	ug/kg	18
4-Chlorophenyl phenyl ether	ND	360	ug/kg	18
Chrysene	ND	360	ug/kg	14
Dibenz(a,h)anthracene	ND	360	ug/kg	23
Dibenzofuran	ND	360	ug/kg	20
3,3'-Dichlorobenzidine	ND	1700	ug/kg	80
2,4-Dichlorophenol	ND	360	ug/kg	11
Diethyl phthalate	ND	360	ug/kg	32
2,4-Dimethylphenol	ND	360	ug/kg	15
Dimethyl phthalate	ND	360	ug/kg	20

(Continued on next page)

Tetra Tech NUS, Inc

Client Sample ID: TP-20-0506

GC/MS Semivolatiles

Lot-Sample #...: C8H150236-008 **Work Order #...:** KT8FK1AC **Matrix.....:** SOLID

PARAMETER	RESULT	REPORTING LIMIT	UNITS	MDL
Di-n-butyl phthalate	ND	360	ug/kg	59
4,6-Dinitro-2-methylphenol	ND	1700	ug/kg	250
2,4-Dinitrophenol	ND	1700	ug/kg	420
2,4-Dinitrotoluene	ND	360	ug/kg	18
2,6-Dinitrotoluene	ND	360	ug/kg	23
Di-n-octyl phthalate	ND	360	ug/kg	25
Fluoranthene	ND	360	ug/kg	23
Fluorene	ND	360	ug/kg	17
Hexachlorobenzene	ND	360	ug/kg	22
Hexachlorobutadiene	ND	360	ug/kg	22
Hexachlorocyclopentadiene	ND	1700	ug/kg	16
Hexachloroethane	ND	360	ug/kg	16
Indeno(1,2,3-cd)pyrene	ND	360	ug/kg	13
Isophorone	ND	360	ug/kg	20
2-Methylnaphthalene	ND	360	ug/kg	20
2-Methylphenol	ND	360	ug/kg	22
4-Methylphenol	ND	360	ug/kg	22
Naphthalene	ND	360	ug/kg	17
2-Nitroaniline	ND	1700	ug/kg	22
3-Nitroaniline	ND	1700	ug/kg	31
4-Nitroaniline	ND	1700	ug/kg	15
Nitrobenzene	ND	360	ug/kg	8.9
2-Nitrophenol	ND	360	ug/kg	28
4-Nitrophenol	ND	1700	ug/kg	28
N-Nitrosodi-n-propylamine	ND	360	ug/kg	8.8
N-Nitrosodiphenylamine	ND	360	ug/kg	19
2,2'-oxybis(1-Chloropropane)	ND	360	ug/kg	21
Pentachlorophenol	ND	1700	ug/kg	27
Phenanthrene	ND	360	ug/kg	17
Phenol	ND	360	ug/kg	22
Pyrene	ND	360	ug/kg	22
2,4,5-Trichlorophenol	ND	360	ug/kg	30
2,4,6-Trichlorophenol	ND	360	ug/kg	29

(Continued on next page)

Tetra Tech NUS, Inc

Client Sample ID: TP-20-0506

GC/MS Semivolatiles

Lot-Sample #...: C8H150236-008 **Work Order #...:** KT8FK1AC **Matrix.....:** SOLID

SURROGATE	PERCENT RECOVERY	RECOVERY LIMITS
2,4,6-Tribromophenol	69	(10 - 117)
2-Fluorobiphenyl	68	(20 - 109)
2-Fluorophenol	67	(10 - 113)
Nitrobenzene-d5	67	(18 - 106)
Phenol-d5	68	(18 - 113)
Terphenyl-d14	72	(10 - 138)

NOTE(S):

Results and reporting limits have been adjusted for dry weight.

Tetra Tech NUS, Inc

Client Sample ID: TP-3-0506

GC/MS Semivolatiles

Lot-Sample #...:	C8H150236-012	Work Order #...:	KT8G31AK	Matrix.....:	SOLID
Date Sampled...:	08/13/08 14:00	Date Received..:	08/15/08 10:20	MS Run #.....:	8231030
Prep Date.....:	08/18/08	Analysis Date..:	08/19/08		
Prep Batch #...:	8231051	Analysis Time..:	04:34		
Dilution Factor:	1	Initial Wgt/Vol:	15 g	Final Wgt/Vol..:	5 mL
% Moisture.....:	14	Analyst ID.....:	003200	Instrument ID..:	733
		Method.....:	SW846 8270C		

PARAMETER	RESULT	REPORTING LIMIT	UNITS	MDL
Acenaphthene	ND	390	ug/kg	20
Acenaphthylene	ND	390	ug/kg	23
Acetophenone	ND	390	ug/kg	24
Anthracene	ND	390	ug/kg	22
Atrazine	ND	390	ug/kg	27
Benzo(a)anthracene	ND	390	ug/kg	15
Benzo(a)pyrene	ND	390	ug/kg	12
Benzo(b)fluoranthene	ND	390	ug/kg	15
Benzo(ghi)perylene	ND	390	ug/kg	13
Benzo(k)fluoranthene	ND	390	ug/kg	12
Benzaldehyde	ND	390	ug/kg	41
1,1'-Biphenyl	ND	390	ug/kg	21
bis(2-Chloroethoxy) methane	ND	390	ug/kg	18
bis(2-Chloroethyl)-ether	ND	390	ug/kg	8.7
bis(2-Ethylhexyl) phthalate	ND	390	ug/kg	30
4-Bromophenyl phenyl ether	ND	390	ug/kg	17
Butyl benzyl phthalate	ND	390	ug/kg	31
Caprolactam	ND	390	ug/kg	73
Carbazole	ND	390	ug/kg	16
4-Chloroaniline	ND	390	ug/kg	33
4-Chloro-3-methylphenol	ND	390	ug/kg	24
2-Chloronaphthalene	ND	390	ug/kg	22
2-Chlorophenol	ND	390	ug/kg	19
4-Chlorophenyl phenyl ether	ND	390	ug/kg	19
Chrysene	ND	390	ug/kg	15
Dibenz(a,h)anthracene	ND	390	ug/kg	25
Dibenzofuran	ND	390	ug/kg	21
3,3'-Dichlorobenzidine	ND	1900	ug/kg	87
2,4-Dichlorophenol	ND	390	ug/kg	12
Diethyl phthalate	ND	390	ug/kg	35
2,4-Dimethylphenol	ND	390	ug/kg	17
Dimethyl phthalate	ND	390	ug/kg	22

(Continued on next page)

Tetra Tech NUS, Inc

Client Sample ID: TP-3-0506

GC/MS Semivolatiles

Lot-Sample #...: C8H150236-012 **Work Order #...: KT8G31AK** **Matrix.....: SOLID**

PARAMETER	RESULT	REPORTING LIMIT	UNITS	MDL
Di-n-butyl phthalate	ND	390	ug/kg	64
4,6-Dinitro-2-methylphenol	ND	1900	ug/kg	270
2,4-Dinitrophenol	ND	1900	ug/kg	460
2,4-Dinitrotoluene	ND	390	ug/kg	20
2,6-Dinitrotoluene	ND	390	ug/kg	25
Di-n-octyl phthalate	ND	390	ug/kg	27
Fluoranthene	ND	390	ug/kg	25
Fluorene	ND	390	ug/kg	19
Hexachlorobenzene	ND	390	ug/kg	23
Hexachlorobutadiene	ND	390	ug/kg	24
Hexachlorocyclopentadiene	ND	1900	ug/kg	18
Hexachloroethane	ND	390	ug/kg	17
Indeno(1,2,3-cd)pyrene	ND	390	ug/kg	14
Isophorone	ND	390	ug/kg	22
2-Methylnaphthalene	ND	390	ug/kg	21
2-Methylphenol	ND	390	ug/kg	24
4-Methylphenol	ND	390	ug/kg	24
Naphthalene	ND	390	ug/kg	19
2-Nitroaniline	ND	1900	ug/kg	23
3-Nitroaniline	ND	1900	ug/kg	33
4-Nitroaniline	ND	1900	ug/kg	16
Nitrobenzene	ND	390	ug/kg	9.6
2-Nitrophenol	ND	390	ug/kg	31
4-Nitrophenol	ND	1900	ug/kg	30
N-Nitrosodi-n-propylamine	ND	390	ug/kg	9.5
N-Nitrosodiphenylamine	ND	390	ug/kg	21
Pentachloroethane (2-Chloropropane)	ND	390	ug/kg	23
Pentachlorophenol	ND	1900	ug/kg	29
Phenanthrene	ND	390	ug/kg	19
Phenol	ND	390	ug/kg	23
Pyrene	ND	390	ug/kg	24
2,4,5-Trichlorophenol	ND	390	ug/kg	32
2,4,6-Trichlorophenol	ND	390	ug/kg	31

(Continued on next page)

Tetra Tech NUS, Inc

Client Sample ID: TP-3-0506

GC/MS Semivolatiles

Lot-Sample #...: C8H150236-012 **Work Order #...:** KT8G31AK **Matrix.....:** SOLID

SURROGATE	PERCENT RECOVERY	RECOVERY LIMITS
2,4,6-Tribromophenol	83	(10 - 117)
2-Fluorobiphenyl	82	(20 - 109)
2-Fluorophenol	77	(10 - 113)
Nitrobenzene-d5	78	(18 - 106)
Phenol-d5	82	(18 - 113)
Terphenyl-d14	98	(10 - 138)

NOTE(S):

Results and reporting limits have been adjusted for dry weight.

Tetra Tech NUS, Inc

Client Sample ID: TP-4-0506

GC/MS Semivolatiles

Lot-Sample #...:	C8H150236-019	**Work Order #...:**	KT8JD1AJ	**Matrix.....:**	SOLID
Date Sampled...:	08/14/08 15:20	**Date Received..:**	08/15/08 10:20	**MS Run #.....:**	8231030
Prep Date.....:	08/18/08	**Analysis Date..:**	08/19/08		
Prep Batch #...:	8231051	**Analysis Time..:**	06:53		
Dilution Factor:	1	**Initial Wgt/Vol:**	15 g	**Final Wgt/Vol..:**	5 mL
% Moisture.....:	47	**Analyst ID.....:**	003200	**Instrument ID..:**	733
		Method.....:	SW846 8270C		

PARAMETER	RESULT	REPORTING LIMIT	UNITS	MDL
Acenaphthene	ND	620	ug/kg	32
Acenaphthylene	ND	620	ug/kg	36
Acetophenone	ND	620	ug/kg	38
Anthracene	ND	620	ug/kg	35
Atrazine	ND	620	ug/kg	43
Benzo(a)anthracene	ND	620	ug/kg	25
Benzo(a)pyrene	ND	620	ug/kg	19
Benzo(b)fluoranthene	ND	620	ug/kg	24
Benzo(ghi)perylene	ND	620	ug/kg	21
Benzo(k)fluoranthene	ND	620	ug/kg	20
Benzaldehyde	ND	620	ug/kg	66
1,1'-Biphenyl	ND	620	ug/kg	34
bis(2-Chloroethoxy) methane	ND	620	ug/kg	29
bis(2-Chloroethyl)-ether	ND	620	ug/kg	14
bis(2-Ethylhexyl) phthalate	ND	620	ug/kg	48
4-Bromophenyl phenyl ether	ND	620	ug/kg	28
Butyl benzyl phthalate	ND	620	ug/kg	50
Caprolactam	ND	620	ug/kg	120
Carbazole	ND	620	ug/kg	26
4-Chloroaniline	ND	620	ug/kg	54
4-Chloro-3-methylphenol	ND	620	ug/kg	38
2-Chloronaphthalene	ND	620	ug/kg	36
2-Chlorophenol	ND	620	ug/kg	31
4-Chlorophenyl phenyl ether	ND	620	ug/kg	31
Chrysene	ND	620	ug/kg	25
Dibenz(a,h)anthracene	ND	620	ug/kg	40
Dibenzofuran	ND	620	ug/kg	34
3,3'-Dichlorobenzidine	ND	3000	ug/kg	140
2,4-Dichlorophenol	ND	620	ug/kg	19
Diethyl phthalate	ND	620	ug/kg	56
2,4-Dimethylphenol	ND	620	ug/kg	27
Dimethyl phthalate	ND	620	ug/kg	35

(Continued on next page)

Tetra Tech NUS, Inc

Client Sample ID: TP-4-0506

GC/MS Semivolatiles

Lot-Sample #...: C8H150236-019 Work Order #...: KT8JD1AJ Matrix.....: SOLID

PARAMETER	RESULT	REPORTING LIMIT	UNITS	MDL
Di-n-butyl phthalate	ND	620	ug/kg	100
4,6-Dinitro-2-methylphenol	ND	3000	ug/kg	440
2,4-Dinitrophenol	ND	3000	ug/kg	740
2,4-Dinitrotoluene	ND	620	ug/kg	32
2,6-Dinitrotoluene	ND	620	ug/kg	40
Di-n-octyl phthalate	ND	620	ug/kg	43
Fluoranthene	ND	620	ug/kg	40
Fluorene	ND	620	ug/kg	30
Hexachlorobenzene	ND	620	ug/kg	37
Hexachlorobutadiene	ND	620	ug/kg	38
Hexachlorocyclopentadiene	ND	3000	ug/kg	29
Hexachloroethane	ND	620	ug/kg	28
Indeno(1,2,3-cd)pyrene	ND	620	ug/kg	22
Isophorone	ND	620	ug/kg	35
2-Methylnaphthalene	ND	620	ug/kg	34
2-Methylphenol	ND	620	ug/kg	39
4-Methylphenol	ND	620	ug/kg	39
Naphthalene	ND	620	ug/kg	30
2-Nitroaniline	ND	3000	ug/kg	37
3-Nitroaniline	ND	3000	ug/kg	53
4-Nitroaniline	ND	3000	ug/kg	26
Nitrobenzene	ND	620	ug/kg	16
2-Nitrophenol	ND	620	ug/kg	50
4-Nitrophenol	ND	3000	ug/kg	49
N-Nitrosodi-n-propylamine	ND	620	ug/kg	15
N-Nitrosodiphenylamine	ND	620	ug/kg	34
2,2'-oxybis(1-Chloropropane)	ND	620	ug/kg	37
Pentachlorophenol	ND	3000	ug/kg	46
Phenanthrene	**34 J**	**620**	**ug/kg**	**30**
Phenol	ND	620	ug/kg	38
Pyrene	ND	620	ug/kg	38
2,4,5-Trichlorophenol	ND	620	ug/kg	51
2,4,6-Trichlorophenol	ND	620	ug/kg	50

(Continued on next page)

Tetra Tech NUS, Inc

Client Sample ID: TP-4-0506

GC/MS Semivolatiles

Lot-Sample #...: C8H150236-019 Work Order #...: KT8JD1AJ Matrix.....: SOLID

SURROGATE	PERCENT RECOVERY	RECOVERY LIMITS
2,4,6-Tribromophenol	73	(10 - 117)
2-Fluorobiphenyl	72	(20 - 109)
2-Fluorophenol	65	(10 - 113)
Nitrobenzene-d5	66	(18 - 106)
Phenol-d5	67	(18 - 113)
Terphenyl-d14	84	(10 - 138)

NOTE(S):

Results and reporting limits have been adjusted for dry weight.

J Estimated result. Result is less than RL.

Tetra Tech NUS, Inc

Client Sample ID: TP-5-06

GC/MS Semivolatiles

Lot-Sample #...:	C8H150236-002	**Work Order #...:**	KT8ET1AC	**Matrix.....:**	SOLID
Date Sampled...:	08/12/08 11:50	**Date Received..:**	08/15/08 10:20	**MS Run #.....:**	8231030
Prep Date.....:	08/18/08	**Analysis Date..:**	08/19/08		
Prep Batch #...:	8231051	**Analysis Time..:**	01:14		
Dilution Factor:	1	**Initial Wgt/Vol:**	15 g	**Final Wgt/Vol..:**	5 mL
% Moisture.....:	37	**Analyst ID.....:**	003200	**Instrument ID..:**	733
		Method.....:	SW846 8270C		

PARAMETER	RESULT	REPORTING LIMIT	UNITS	MDL
Acenaphthene	ND	530	ug/kg	28
Acenaphthylene	ND	530	ug/kg	31
Acetophenone	ND	530	ug/kg	32
Anthracene	ND	530	ug/kg	30
Atrazine	ND	530	ug/kg	36
Benzo(a)anthracene	ND	530	ug/kg	21
Benzo(a)pyrene	ND	530	ug/kg	16
Benzo(b)fluoranthene	ND	530	ug/kg	20
Benzo(ghi)perylene	ND	530	ug/kg	18
Benzo(k)fluoranthene	ND	530	ug/kg	17
Benzaldehyde	ND	530	ug/kg	56
1,1'-Biphenyl	ND	530	ug/kg	29
bis(2-Chloroethoxy) methane	ND	530	ug/kg	25
bis(2-Chloroethyl)-ether	ND	530	ug/kg	12
bis(2-Ethylhexyl) phthalate	ND	530	ug/kg	41
4-Bromophenyl phenyl ether	ND	530	ug/kg	24
Butyl benzyl phthalate	ND	530	ug/kg	42
Caprolactam	ND	530	ug/kg	100
Carbazole	ND	530	ug/kg	22
4-Chloroaniline	ND	530	ug/kg	46
4-Chloro-3-methylphenol	ND	530	ug/kg	32
2-Chloronaphthalene	ND	530	ug/kg	31
2-Chlorophenol	ND	530	ug/kg	27
4-Chlorophenyl phenyl ether	ND	530	ug/kg	26
Chrysene	ND	530	ug/kg	21
Dibenz(a,h)anthracene	ND	530	ug/kg	34
Dibenzofuran	ND	530	ug/kg	29
3,3'-Dichlorobenzidine	ND	2600	ug/kg	120
2,4-Dichlorophenol	ND	530	ug/kg	16
Diethyl phthalate	ND	530	ug/kg	47
2,4-Dimethylphenol	ND	530	ug/kg	23
Dimethyl phthalate	ND	530	ug/kg	30

(Continued on next page)

Tetra Tech NUS, Inc

Client Sample ID: TP-5-06

GC/MS Semivolatiles

Lot-Sample #...: C8H150236-002 Work Order #...: KT8ET1AC Matrix.....: SOLID

PARAMETER	RESULT	REPORTING LIMIT	UNITS	MDL
Di-n-butyl phthalate	ND	530	ug/kg	88
4,6-Dinitro-2-methylphenol	ND	2600	ug/kg	370
2,4-Dinitrophenol	ND	2600	ug/kg	630
2,4-Dinitrotoluene	ND	530	ug/kg	27
2,6-Dinitrotoluene	ND	530	ug/kg	34
Di-n-octyl phthalate	ND	530	ug/kg	37
Fluoranthene	ND	530	ug/kg	34
Fluorene	ND	530	ug/kg	26
Hexachlorobenzene	ND	530	ug/kg	32
Hexachlorobutadiene	ND	530	ug/kg	32
Hexachlorocyclopentadiene	ND	2600	ug/kg	24
Hexachloroethane	ND	530	ug/kg	24
Indeno(1,2,3-cd)pyrene	ND	530	ug/kg	19
Isophorone	ND	530	ug/kg	29
2-Methylnaphthalene	ND	530	ug/kg	29
2-Methylphenol	ND	530	ug/kg	33
4-Methylphenol	ND	530	ug/kg	33
Naphthalene	ND	530	ug/kg	26
2-Nitroaniline	ND	2600	ug/kg	32
3-Nitroaniline	ND	2600	ug/kg	45
4-Nitroaniline	ND	2600	ug/kg	22
Nitrobenzene	ND	530	ug/kg	13
2-Nitrophenol	ND	530	ug/kg	42
4-Nitrophenol	ND	2600	ug/kg	41
N-Nitrosodi-n-propylamine	ND	530	ug/kg	13
N-Nitrosodiphenylamine	ND	530	ug/kg	29
2,2'-oxybis (1-Chloropropane)	ND	530	ug/kg	32
Pentachlorophenol	ND	2600	ug/kg	39
Phenanthrene	**34 J**	**530**	**ug/kg**	**25**
Phenol	ND	530	ug/kg	32
Pyrene	ND	530	ug/kg	32
2,4,5-Trichlorophenol	ND	530	ug/kg	44
2,4,6-Trichlorophenol	ND	530	ug/kg	43

(Continued on next page)

Tetra Tech NUS, Inc

Client Sample ID: TP-5-06

GC/MS Semivolatiles

Lot-Sample #...: C8H150236-002 Work Order #...: KT8ET1AC Matrix.....: SOLID

SURROGATE	PERCENT RECOVERY	RECOVERY LIMITS
2,4,6-Tribromophenol	84	(10 - 117)
2-Fluorobiphenyl	79	(20 - 109)
2-Fluorophenol	67	(10 - 113)
Nitrobenzene-d5	77	(18 - 106)
Phenol-d5	73	(18 - 113)
Terphenyl-d14	93	(10 - 138)

NOTE(S):

Results and reporting limits have been adjusted for dry weight.

J Estimated result. Result is less than RL.

Tetra Tech NUS, Inc

Client Sample ID: TP-6-0506

GC/MS Semivolatiles

Lot-Sample #...:	C8H150236-011	**Work Order #...:**	KT8G11AJ	**Matrix.....:**	SOLID
Date Sampled...:	08/13/08 13:15	**Date Received..:**	08/15/08 10:20	**MS Run #.....:**	8231030
Prep Date.....:	08/18/08	**Analysis Date..:**	08/19/08		
Prep Batch #...:	8231051	**Analysis Time..:**	04:14		
Dilution Factor:	0.99	**Initial Wgt/Vol:**	15.1 g	**Final Wgt/Vol..:**	5 mL
% Moisture.....:	33	**Analyst ID.....:**	003200	**Instrument ID..:**	733
		Method.....:	SW846 8270C		

PARAMETER	RESULT	REPORTING LIMIT	UNITS	MDL
Acenaphthene	ND	490	ug/kg	26
Acenaphthylene	ND	490	ug/kg	29
Acetophenone	ND	490	ug/kg	30
Anthracene	ND	490	ug/kg	28
Atrazine	ND	490	ug/kg	34
Benzo(a)anthracene	ND	490	ug/kg	20
Benzo(a)pyrene	ND	490	ug/kg	15
Benzo(b)fluoranthene	ND	490	ug/kg	19
Benzo(ghi)perylene	ND	490	ug/kg	17
Benzo(k)fluoranthene	ND	490	ug/kg	16
Benzaldehyde	ND	490	ug/kg	52
1,1'-Biphenyl	ND	490	ug/kg	27
bis(2-Chloroethoxy) methane	ND	490	ug/kg	23
bis(2-Chloroethyl)-ether	ND	490	ug/kg	11
bis(2-Ethylhexyl) phthalate	ND	490	ug/kg	38
4-Bromophenyl phenyl ether	ND	490	ug/kg	22
Butyl benzyl phthalate	ND	490	ug/kg	40
Caprolactam	ND	490	ug/kg	93
Carbazole	ND	490	ug/kg	20
4-Chloroaniline	ND	490	ug/kg	42
4-Chloro-3-methylphenol	**340 J**	**490**	**ug/kg**	**30**
2-Chloronaphthalene	ND	490	ug/kg	29
2-Chlorophenol	ND	490	ug/kg	25
4-Chlorophenyl phenyl ether	ND	490	ug/kg	24
Chrysene	ND	490	ug/kg	20
Dibenz(a,h)anthracene	ND	490	ug/kg	31
Dibenzofuran	ND	490	ug/kg	27
3,3'-Dichlorobenzidine	ND	2400	ug/kg	110
2,4-Dichlorophenol	ND	490	ug/kg	15
Diethyl phthalate	ND	490	ug/kg	44
2,4-Dimethylphenol	ND	490	ug/kg	21
Dimethyl phthalate	ND	490	ug/kg	28

(Continued on next page)

Tetra Tech NUS, Inc

Client Sample ID: TP-6-0506

GC/MS Semivolatiles

Lot-Sample #...: C8H150236-011 Work Order #...: KT8G11AJ Matrix.....: SOLID

PARAMETER	RESULT	REPORTING LIMIT	UNITS	MDL
Di-n-butyl phthalate	ND	490	ug/kg	82
4,6-Dinitro-2-methylphenol	ND	2400	ug/kg	350
2,4-Dinitrophenol	ND	2400	ug/kg	580
2,4-Dinitrotoluene	ND	490	ug/kg	25
2,6-Dinitrotoluene	ND	490	ug/kg	32
Di-n-octyl phthalate	ND	490	ug/kg	34
Fluoranthene	ND	490	ug/kg	32
Fluorene	ND	490	ug/kg	24
Hexachlorobenzene	ND	490	ug/kg	30
Hexachlorobutadiene	ND	490	ug/kg	30
Hexachlorocyclopentadiene	ND	2400	ug/kg	23
Hexachloroethane	ND	490	ug/kg	22
Indeno(1,2,3-cd)pyrene	ND	490	ug/kg	17
Isophorone	ND	490	ug/kg	27
2-Methylnaphthalene	ND	490	ug/kg	27
2-Methylphenol	ND	490	ug/kg	31
4-Methylphenol	ND	490	ug/kg	31
Naphthalene	ND	490	ug/kg	24
2-Nitroaniline	ND	2400	ug/kg	30
3-Nitroaniline	ND	2400	ug/kg	42
4-Nitroaniline	ND	2400	ug/kg	21
Nitrobenzene	ND	490	ug/kg	12
2-Nitrophenol	ND	490	ug/kg	39
4-Nitrophenol	ND	2400	ug/kg	38
N-Nitrosodi-n-propylamine	ND	490	ug/kg	12
N-Nitrosodiphenylamine	ND	490	ug/kg	27
2,2'-oxybis(1-Chloropropane)	ND	490	ug/kg	30
Pentachlorophenol	ND	2400	ug/kg	37
Phenanthrene	**29 J**	**490**	**ug/kg**	**24**
Phenol	ND	490	ug/kg	30
Pyrene	ND	490	ug/kg	30
2,4,5-Trichlorophenol	ND	490	ug/kg	41
2,4,6-Trichlorophenol	ND	490	ug/kg	40

(Continued on next page)

Tetra Tech NUS, Inc

Client Sample ID: TP-6-0506

GC/MS Semivolatiles

Lot-Sample #...: C8H150236-011 Work Order #...: KT8G11AJ Matrix.....: SOLID

SURROGATE	PERCENT RECOVERY	RECOVERY LIMITS
2,4,6-Tribromophenol	80	(10 - 117)
2-Fluorobiphenyl	80	(20 - 109)
2-Fluorophenol	68	(10 - 113)
Nitrobenzene-d5	76	(18 - 106)
Phenol-d5	73	(18 - 113)
Terphenyl-d14	80	(10 - 138)

NOTE(S):

Results and reporting limits have been adjusted for dry weight.

J Estimated result. Result is less than RL.

Tetra Tech NUS, Inc

Client Sample ID: TP-7-0506

GC/MS Semivolatiles

Lot-Sample #...:	C8H150236-007	**Work Order #...:**	KT8FH1AK	**Matrix.....:**	SOLID
Date Sampled...:	08/13/08 08:15	**Date Received..:**	08/15/08 10:20	**MS Run #.....:**	8231030
Prep Date.....:	08/18/08	**Analysis Date..:**	08/19/08		
Prep Batch #...:	8231051	**Analysis Time..:**	02:54		
Dilution Factor:	0.99	**Initial Wgt/Vol:**	15.2 g	**Final Wgt/Vol..:**	5 mL
% Moisture.....:	33	**Analyst ID.....:**	003200	**Instrument ID..:**	733
		Method.....:	SW846 8270C		

PARAMETER	RESULT	REPORTING LIMIT	UNITS	MDL
Acenaphthene	ND	490	ug/kg	26
Acenaphthylene	ND	490	ug/kg	29
Acetophenone	ND	490	ug/kg	30
Anthracene	ND	490	ug/kg	28
Atrazine	ND	490	ug/kg	34
Benzo(a)anthracene	ND	490	ug/kg	19
Benzo(a)pyrene	ND	490	ug/kg	15
Benzo(b)fluoranthene	ND	490	ug/kg	19
Benzo(ghi)perylene	ND	490	ug/kg	17
Benzo(k)fluoranthene	ND	490	ug/kg	16
Benzaldehyde	ND	490	ug/kg	52
1,1'-Biphenyl	ND	490	ug/kg	27
bis(2-Chloroethoxy) methane	ND	490	ug/kg	23
bis(2-Chloroethyl)-ether	ND	490	ug/kg	11
bis(2-Ethylhexyl) phthalate	ND	490	ug/kg	38
4-Bromophenyl phenyl ether	ND	490	ug/kg	22
Butyl benzyl phthalate	ND	490	ug/kg	39
Caprolactam	ND	490	ug/kg	93
Carbazole	ND	490	ug/kg	20
4-Chloroaniline	ND	490	ug/kg	42
4-Chloro-3-methylphenol	ND	490	ug/kg	30
2-Chloronaphthalene	ND	490	ug/kg	28
2-Chlorophenol	ND	490	ug/kg	25
4-Chlorophenyl phenyl ether	ND	490	ug/kg	24
Chrysene	ND	490	ug/kg	19
Dibenz(a,h)anthracene	ND	490	ug/kg	31
Dibenzofuran	ND	490	ug/kg	27
3,3'-Dichlorobenzidine	ND	2400	ug/kg	110
2,4-Dichlorophenol	ND	490	ug/kg	15
Diethyl phthalate	ND	490	ug/kg	44
2,4-Dimethylphenol	ND	490	ug/kg	21
Dimethyl phthalate	ND	490	ug/kg	28

(Continued on next page)

Tetra Tech NUS, Inc

Client Sample ID: TP-7-0506

GC/MS Semivolatiles

Lot-Sample #...: C8H150236-007 Work Order #...: KT8FH1AK Matrix.....: SOLID

PARAMETER	RESULT	REPORTING LIMIT	UNITS	MDL
Di-n-butyl phthalate	ND	490	ug/kg	81
4,6-Dinitro-2-methylphenol	ND	2400	ug/kg	350
2,4-Dinitrophenol	ND	2400	ug/kg	580
2,4-Dinitrotoluene	ND	490	ug/kg	25
2,6-Dinitrotoluene	ND	490	ug/kg	32
Di-n-octyl phthalate	ND	490	ug/kg	34
Fluoranthene	ND	490	ug/kg	32
Fluorene	ND	490	ug/kg	24
Hexachlorobenzene	ND	490	ug/kg	30
Hexachlorobutadiene	ND	490	ug/kg	30
Hexachlorocyclopentadiene	ND	2400	ug/kg	23
Hexachloroethane	ND	490	ug/kg	22
Indeno(1,2,3-cd)pyrene	ND	490	ug/kg	17
Isophorone	ND	490	ug/kg	27
2-Methylnaphthalene	ND	490	ug/kg	27
2-Methylphenol	ND	490	ug/kg	31
4-Methylphenol	ND	490	ug/kg	31
Naphthalene	ND	490	ug/kg	24
2-Nitroaniline	ND	2400	ug/kg	30
3-Nitroaniline	ND	2400	ug/kg	42
4-Nitroaniline	ND	2400	ug/kg	21
Nitrobenzene	ND	490	ug/kg	12
2-Nitrophenol	ND	490	ug/kg	39
4-Nitrophenol	ND	2400	ug/kg	38
N-Nitrosodi-n-propylamine	ND	490	ug/kg	12
N-Nitrosodiphenylamine	ND	490	ug/kg	27
2,2'-oxybis (1-Chloropropane)	ND	490	ug/kg	29
Pentachlorophenol	ND	2400	ug/kg	37
Phenanthrene	**30 J**	**490**	**ug/kg**	**24**
Phenol	ND	490	ug/kg	30
Pyrene	ND	490	ug/kg	30
2,4,5-Trichlorophenol	ND	490	ug/kg	41
2,4,6-Trichlorophenol	ND	490	ug/kg	40

(Continued on next page)

Tetra Tech NUS, Inc

Client Sample ID: TP-7-0506

GC/MS Semivolatiles

Lot-Sample #...: C8H150236-007 Work Order #...: KT8FH1AK Matrix.....: SOLID

SURROGATE	PERCENT RECOVERY	RECOVERY LIMITS
2,4,6-Tribromophenol	82	(10 - 117)
2-Fluorobiphenyl	78	(20 - 109)
2-Fluorophenol	72	(10 - 113)
Nitrobenzene-d5	70	(18 - 106)
Phenol-d5	77	(18 - 113)
Terphenyl-d14	86	(10 - 138)

NOTE(S):

Results and reporting limits have been adjusted for dry weight.

J Estimated result. Result is less than RL.

Tetra Tech NUS, Inc

Client Sample ID: TP-8-0506

GC/MS Semivolatiles

Lot-Sample #...:	C8H150236-009	**Work Order #...:**	KT8FL1AJ	**Matrix.....:**	SOLID
Date Sampled...:	08/13/08 09:50	**Date Received..:**	08/15/08 10:20	**MS Run #.....:**	8231030
Prep Date.....:	08/18/08	**Analysis Date..:**	08/19/08		
Prep Batch #...:	8231051	**Analysis Time..:**	03:34		
Dilution Factor:	1	**Initial Wgt/Vol:**	15 g	**Final Wgt/Vol..:**	5 mL
% Moisture.....:	2.0	**Analyst ID.....:**	003200	**Instrument ID..:**	733
		Method.....:	SW846 8270C		

PARAMETER	RESULT	REPORTING LIMIT	UNITS	MDL
Acenaphthene	ND	340	ug/kg	18
Acenaphthylene	ND	340	ug/kg	20
Acetophenone	ND	340	ug/kg	21
Anthracene	ND	340	ug/kg	19
Atrazine	ND	340	ug/kg	23
Benzo(a)anthracene	ND	340	ug/kg	13
Benzo(a)pyrene	ND	340	ug/kg	10
Benzo(b)fluoranthene	ND	340	ug/kg	13
Benzo(ghi)perylene	ND	340	ug/kg	12
Benzo(k)fluoranthene	ND	340	ug/kg	11
Benzaldehyde	ND	340	ug/kg	36
1,1'-Biphenyl	ND	340	ug/kg	19
bis(2-Chloroethoxy) methane	ND	340	ug/kg	16
bis(2-Chloroethyl)-ether	ND	340	ug/kg	7.6
bis(2-Ethylhexyl) phthalate	ND	340	ug/kg	26
4-Bromophenyl phenyl ether	ND	340	ug/kg	15
Butyl benzyl phthalate	ND	340	ug/kg	27
Caprolactam	ND	340	ug/kg	64
Carbazole	ND	340	ug/kg	14
4-Chloroaniline	ND	340	ug/kg	29
4-Chloro-3-methylphenol	ND	340	ug/kg	21
2-Chloronaphthalene	ND	340	ug/kg	20
2-Chlorophenol	ND	340	ug/kg	17
4-Chlorophenyl phenyl ether	ND	340	ug/kg	17
Chrysene	ND	340	ug/kg	13
Dibenz(a,h)anthracene	ND	340	ug/kg	21
Dibenzofuran	ND	340	ug/kg	19
3,3'-Dichlorobenzidine	ND	1600	ug/kg	76
2,4-Dichlorophenol	ND	340	ug/kg	10
Diethyl phthalate	ND	340	ug/kg	30
2,4-Dimethylphenol	ND	340	ug/kg	15
Dimethyl phthalate	ND	340	ug/kg	19

(Continued on next page)

Tetra Tech NUS, Inc

Client Sample ID: TP-8-0506

GC/MS Semivolatiles

Lot-Sample #...: C8H150236-009 Work Order #...: KT8FL1AJ Matrix.....: SOLID

PARAMETER	RESULT	REPORTING LIMIT	UNITS	MDL
Di-n-butyl phthalate	ND	340	ug/kg	56
4,6-Dinitro-2-methylphenol	ND	1600	ug/kg	240
2,4-Dinitrophenol	ND	1600	ug/kg	400
2,4-Dinitrotoluene	ND	340	ug/kg	17
2,6-Dinitrotoluene	ND	340	ug/kg	22
Di-n-octyl phthalate	ND	340	ug/kg	24
Fluoranthene	ND	340	ug/kg	22
Fluorene	ND	340	ug/kg	16
Hexachlorobenzene	ND	340	ug/kg	20
Hexachlorobutadiene	ND	340	ug/kg	21
Hexachlorocyclopentadiene	ND	1600	ug/kg	16
Hexachloroethane	ND	340	ug/kg	15
Indeno(1,2,3-cd)pyrene	ND	340	ug/kg	12
Isophorone	ND	340	ug/kg	19
2-Methylnaphthalene	ND	340	ug/kg	19
2-Methylphenol	ND	340	ug/kg	21
4-Methylphenol	ND	340	ug/kg	21
Naphthalene	ND	340	ug/kg	16
2-Nitroaniline	ND	1600	ug/kg	20
3-Nitroaniline	ND	1600	ug/kg	29
4-Nitroaniline	ND	1600	ug/kg	14
Nitrobenzene	ND	340	ug/kg	8.4
2-Nitrophenol	ND	340	ug/kg	27
4-Nitrophenol	ND	1600	ug/kg	26
N-Nitrosodi-n-propylamine	ND	340	ug/kg	8.3
N-Nitrosodiphenylamine	ND	340	ug/kg	18
2,2'-oxybis(1-Chloropropane)	ND	340	ug/kg	20
Pentachlorophenol	ND	1600	ug/kg	25
Phenanthrene	ND	340	ug/kg	16
Phenol	ND	340	ug/kg	20
Pyrene	ND	340	ug/kg	21
2,4,5-Trichlorophenol	ND	340	ug/kg	28
2,4,6-Trichlorophenol	ND	340	ug/kg	27

(Continued on next page)

Tetra Tech NUS, Inc

Client Sample ID: TP-8-0506

GC/MS Semivolatiles

Lot-Sample #...: C8H150236-009 Work Order #...: KT8FL1AJ Matrix.....: SOLID

SURROGATE	PERCENT RECOVERY	RECOVERY LIMITS
2,4,6-Tribromophenol	81	(10 - 117)
2-Fluorobiphenyl	74	(20 - 109)
2-Fluorophenol	70	(10 - 113)
Nitrobenzene-d5	75	(18 - 106)
Phenol-d5	73	(18 - 113)
Terphenyl-d14	89	(10 - 138)

NOTE(S):

Results and reporting limits have been adjusted for dry weight.

Tetra Tech NUS, Inc

Client Sample ID: TP-9-0405

GC/MS Semivolatiles

Lot-Sample #...:	C8H150236-005	**Work Order #...:**	KT8E81AJ	**Matrix.....:**	SOLID
Date Sampled...:	08/12/08 16:30	**Date Received..:**	08/15/08 10:20	**MS Run #.....:**	8231030
Prep Date.....:	08/18/08	**Analysis Date..:**	08/19/08		
Prep Batch #...:	8231051	**Analysis Time..:**	02:14		
Dilution Factor:	1	**Initial Wgt/Vol:**	15 g	**Final Wgt/Vol..:**	5 mL
% Moisture.....:	9.6	**Analyst ID.....:**	003200	**Instrument ID..:**	733
		Method.....:	SW846 8270C		

PARAMETER	RESULT	REPORTING LIMIT	UNITS	MDL
Acenaphthene	ND	370	ug/kg	19
Acenaphthylene	ND	370	ug/kg	21
Acetophenone	ND	370	ug/kg	22
Anthracene	ND	370	ug/kg	21
Atrazine	ND	370	ug/kg	25
Benzo(a)anthracene	ND	370	ug/kg	15
Benzo(a)pyrene	ND	370	ug/kg	11
Benzo(b)fluoranthene	ND	370	ug/kg	14
Benzo(ghi)perylene	ND	370	ug/kg	12
Benzo(k)fluoranthene	ND	370	ug/kg	12
Benzaldehyde	ND	370	ug/kg	39
1,1'-Biphenyl	ND	370	ug/kg	20
bis(2-Chloroethoxy) methane	ND	370	ug/kg	17
bis(2-Chloroethyl)-ether	ND	370	ug/kg	8.3
bis(2-Ethylhexyl) phthalate	ND	370	ug/kg	28
4-Bromophenyl phenyl ether	ND	370	ug/kg	16
Butyl benzyl phthalate	ND	370	ug/kg	29
Caprolactam	ND	370	ug/kg	69
Carbazole	ND	370	ug/kg	15
4-Chloroaniline	ND	370	ug/kg	32
4-Chloro-3-methylphenol	ND	370	ug/kg	22
2-Chloronaphthalene	ND	370	ug/kg	21
2-Chlorophenol	ND	370	ug/kg	18
4-Chlorophenyl phenyl ether	ND	370	ug/kg	18
Chrysene	ND	370	ug/kg	15
Dibenz(a,h)anthracene	ND	370	ug/kg	23
Dibenzofuran	ND	370	ug/kg	20
3,3'-Dichlorobenzidine	ND	1800	ug/kg	83
2,4-Dichlorophenol	ND	370	ug/kg	11
Diethyl phthalate	ND	370	ug/kg	33
2,4-Dimethylphenol	ND	370	ug/kg	16
Dimethyl phthalate	ND	370	ug/kg	21

(Continued on next page)

Tetra Tech NUS, Inc

Client Sample ID: TP-9-0405

GC/MS Semivolatiles

Lot-Sample #...: C8H150236-005 **Work Order #...:** KT8E81AJ **Matrix.....:** SOLID

PARAMETER	RESULT	REPORTING LIMIT	UNITS	MDL
Di-n-butyl phthalate	ND	370	ug/kg	61
4,6-Dinitro-2-methylphenol	ND	1800	ug/kg	260
2,4-Dinitrophenol	ND	1800	ug/kg	430
2,4-Dinitrotoluene	ND	370	ug/kg	19
2,6-Dinitrotoluene	ND	370	ug/kg	24
Di-n-octyl phthalate	ND	370	ug/kg	26
Fluoranthene	ND	370	ug/kg	24
Fluorene	ND	370	ug/kg	18
Hexachlorobenzene	ND	370	ug/kg	22
Hexachlorobutadiene	ND	370	ug/kg	22
Hexachlorocyclopentadiene	ND	1800	ug/kg	17
Hexachloroethane	ND	370	ug/kg	16
Indeno(1,2,3-cd)pyrene	ND	370	ug/kg	13
Isophorone	ND	370	ug/kg	20
2-Methylnaphthalene	ND	370	ug/kg	20
2-Methylphenol	ND	370	ug/kg	23
4-Methylphenol	ND	370	ug/kg	23
Naphthalene	ND	370	ug/kg	18
2-Nitroaniline	ND	1800	ug/kg	22
3-Nitroaniline	ND	1800	ug/kg	31
4-Nitroaniline	ND	1800	ug/kg	15
Nitrobenzene	ND	370	ug/kg	9.1
2-Nitrophenol	ND	370	ug/kg	29
4-Nitrophenol	ND	1800	ug/kg	29
N-Nitrosodi-n-propylamine	ND	370	ug/kg	9.0
N-Nitrosodiphenylamine	ND	370	ug/kg	20
2,2'-oxybis(1-Chloropropane)	ND	370	ug/kg	22
Pentachlorophenol	ND	1800	ug/kg	27
Phenanthrene	ND	370	ug/kg	18
Phenol	ND	370	ug/kg	22
Pyrene	ND	370	ug/kg	22
2,4,5-Trichlorophenol	ND	370	ug/kg	30
2,4,6-Trichlorophenol	ND	370	ug/kg	30

(Continued on next page)

Tetra Tech NUS, Inc

Client Sample ID: TP-9-0405

GC/MS Semivolatiles

Lot-Sample #...: C8H150236-005 **Work Order #...:** KT8E81AJ **Matrix.....:** SOLID

SURROGATE	PERCENT RECOVERY	RECOVERY LIMITS
2,4,6-Tribromophenol	79	(10 - 117)
2-Fluorobiphenyl	75	(20 - 109)
2-Fluorophenol	70	(10 - 113)
Nitrobenzene-d5	72	(18 - 106)
Phenol-d5	70	(18 - 113)
Terphenyl-d14	92	(10 - 138)

NOTE(S):

Results and reporting limits have been adjusted for dry weight.

Tetra Tech NUS, Inc

Client Sample ID: TP-13-0506

GC Semivolatiles

Lot-Sample #...:	C8H150236-006	**Work Order #...:**	KT8FD1A6	**Matrix.....:**	SOLID
Date Sampled...:	08/12/08	**Date Received..:**	08/15/08	**MS Run #.....:**	8232039
Prep Date.....:	08/19/08	**Analysis Date..:**	08/21/08		
Prep Batch #...:	8232071	**Analysis Time..:**	11:06		
Dilution Factor:	1	**Initial Wgt/Vol:**	15 g	**Final Wgt/Vol..:**	20 mL
% Moisture.....:	6.1	**Analyst ID.....:**	402360	**Instrument ID..:**	S/T
		Method.....:	SW846 8082		

PARAMETER	RESULT	REPORTING LIMIT	UNITS	MDL
Aroclor 1016	ND	35	ug/kg	2.6
Aroclor 1221	ND	35	ug/kg	3.4
Aroclor 1232	ND	35	ug/kg	3.0
Aroclor 1242	ND	35	ug/kg	2.9
Aroclor 1248	ND	35	ug/kg	1.7
Aroclor 1254	ND	35	ug/kg	2.5
Aroclor 1260	ND	35	ug/kg	2.5

SURROGATE	PERCENT RECOVERY	RECOVERY LIMITS
Tetrachloro-m-xylene	110	(31 - 127)
Decachlorobiphenyl	97	(23 - 141)

NOTE(S):

Results and reporting limits have been adjusted for dry weight.

Tetra Tech NUS, Inc

Client Sample ID: TP-15-0506

GC Semivolatiles

Lot-Sample #...:	C8H150236-015	**Work Order #...:**	KT8HG1AD	**Matrix.....:**	SOLID
Date Sampled...:	08/13/08	**Date Received..:**	08/15/08	**MS Run #.....:**	8232039
Prep Date.....:	08/19/08	**Analysis Date..:**	08/21/08		
Prep Batch #...:	8232071	**Analysis Time..:**	12:47		
Dilution Factor:	0.99	**Initial Wgt/Vol:**	15.2 g	**Final Wgt/Vol..:**	20 mL
% Moisture.....:	30	**Analyst ID.....:**	402360	**Instrument ID..:**	S/T
		Method.....:	SW846 8082		

PARAMETER	RESULT	REPORTING LIMIT	UNITS	MDL
Aroclor 1016	ND	47	ug/kg	3.5
Aroclor 1221	ND	47	ug/kg	4.5
Aroclor 1232	ND	47	ug/kg	4.0
Aroclor 1242	ND	47	ug/kg	3.8
Aroclor 1248	ND	47	ug/kg	2.2
Aroclor 1254	ND	47	ug/kg	3.3
Aroclor 1260	ND	47	ug/kg	3.3

SURROGATE	PERCENT RECOVERY	RECOVERY LIMITS
Tetrachloro-m-xylene	114	(31 - 127)
Decachlorobiphenyl	111	(23 - 141)

NOTE(S):

Results and reporting limits have been adjusted for dry weight.

Tetra Tech NUS, Inc

Client Sample ID: TP-17-0506

GC Semivolatiles

Lot-Sample #...:	C8H150236-020	**Work Order #...:**	KT8JE1AD	**Matrix.....:**	SOLID
Date Sampled...:	08/14/08	**Date Received..:**	08/15/08	**MS Run #.....:**	8232039
Prep Date.....:	08/19/08	**Analysis Date..:**	08/21/08		
Prep Batch #...:	8232071	**Analysis Time..:**	13:27		
Dilution Factor:	0.99	**Initial Wgt/Vol:**	15.2 g	**Final Wgt/Vol..:**	20 mL
% Moisture.....:	43	**Analyst ID.....:**	402360	**Instrument ID..:**	S/T
		Method.....:	SW846 8082		

PARAMETER	RESULT	REPORTING LIMIT	UNITS	MDL
Aroclor 1016	ND	57	ug/kg	4.3
Aroclor 1221	ND	57	ug/kg	5.5
Aroclor 1232	ND	57	ug/kg	5.0
Aroclor 1242	ND	57	ug/kg	4.7
Aroclor 1248	ND	57	ug/kg	2.7
Aroclor 1254	ND	57	ug/kg	4.1
Aroclor 1260	ND	57	ug/kg	4.1

SURROGATE	PERCENT RECOVERY	RECOVERY LIMITS
Tetrachloro-m-xylene	97	(31 - 127)
Decachlorobiphenyl	102	(23 - 141)

NOTE(S):

Results and reporting limits have been adjusted for dry weight.

Tetra Tech NUS, Inc

Client Sample ID: TP-18-0607

GC Semivolatiles

Lot-Sample #...:	C8H150236-017	**Work Order #...:**	KT8HN1AD	**Matrix.....:**	SOLID
Date Sampled...:	08/14/08	**Date Received..:**	08/15/08	**MS Run #.....:**	8232039
Prep Date.....:	08/19/08	**Analysis Date..:**	08/21/08		
Prep Batch #...:	8232071	**Analysis Time..:**	13:07		
Dilution Factor:	0.99	**Initial Wgt/Vol:**	15.2 g	**Final Wgt/Vol..:**	20 mL
% Moisture.....:	36	**Analyst ID.....:**	402360	**Instrument ID..:**	S/T
		Method.....:	SW846 8082		

PARAMETER	RESULT	REPORTING LIMIT	UNITS	MDL
Aroclor 1016	ND	51	ug/kg	3.8
Aroclor 1221	ND	51	ug/kg	4.9
Aroclor 1232	ND	51	ug/kg	4.4
Aroclor 1242	ND	51	ug/kg	4.2
Aroclor 1248	ND	51	ug/kg	2.4
Aroclor 1254	ND	51	ug/kg	3.6
Aroclor 1260	ND	51	ug/kg	3.6

SURROGATE	PERCENT RECOVERY	RECOVERY LIMITS
Tetrachloro-m-xylene	108	(31 - 127)
Decachlorobiphenyl	100	(23 - 141)

NOTE(S):

Results and reporting limits have been adjusted for dry weight.

Tetra Tech NUS, Inc

Client Sample ID: TP-20-0506

GC Semivolatiles

Lot-Sample #...:	C8H150236-008	**Work Order #...:**	KT8FK1AD	**Matrix.....:**	SOLID
Date Sampled...:	08/13/08	**Date Received..:**	08/15/08	**MS Run #.....:**	8232039
Prep Date.....:	08/19/08	**Analysis Date..:**	08/21/08		
Prep Batch #...:	8232071	**Analysis Time..:**	12:07		
Dilution Factor:	1	**Initial Wgt/Vol:**	15 g	**Final Wgt/Vol..:**	20 mL
% Moisture.....:	7.4	**Analyst ID.....:**	402360	**Instrument ID..:**	S/T
		Method.....:	SW846 8082		

PARAMETER	RESULT	REPORTING LIMIT	UNITS	MDL
Aroclor 1016	ND	36	ug/kg	2.7
Aroclor 1221	ND	36	ug/kg	3.4
Aroclor 1232	ND	36	ug/kg	3.1
Aroclor 1242	ND	36	ug/kg	2.9
Aroclor 1248	ND	36	ug/kg	1.7
Aroclor 1254	ND	36	ug/kg	2.6
Aroclor 1260	ND	36	ug/kg	2.6

SURROGATE	PERCENT RECOVERY	RECOVERY LIMITS
Tetrachloro-m-xylene	113	(31 - 127)
Decachlorobiphenyl	89	(23 - 141)

NOTE(S):

Results and reporting limits have been adjusted for dry weight.

APPENDIX C
SUPPORT DOCUMENTATION

SORT	UNITS	NSAMPLE	LAB_ID	QC_TYPE	SAMP_DATE	EXTR_DATE	ANAL_DATE	SMP_EXTR	EXTR_ANL	SMP_ANL
PCS	%	TP-16-05	C8H150236003	NM	8/12/2008	8/21/2008	8/22/2008	9	1	10
PCS	%	TP-15-0506	C8H150236015	NM	8/13/2008	8/21/2008	8/22/2008	8	1	9
PCS	%	TP-14-0506	C8H150236014	NM	8/13/2008	8/21/2008	8/22/2008	8	1	9
PCS	%	TP-13-0506	C8H150236006	NM	8/12/2008	8/21/2008	8/22/2008	9	1	10
PCS	%	TP-12-0708	C8H150236018	NM	8/14/2008	8/21/2008	8/22/2008	7	1	8
PCS	%	TP-18-0607	C8H150236017	NM	8/14/2008	8/21/2008	8/22/2008	7	1	8
PCS	%	TP-4-0506	C8H150236019	NM	8/14/2008	8/21/2008	8/22/2008	7	1	8
PCS	%	TP-11-06	C8H150236001	NM	8/12/2008	8/21/2008	8/22/2008	9	1	10
PCS	%	TP-1-0506	C8H150236013	NM	8/13/2008	8/21/2008	8/22/2008	8	1	9
OS	%	TP-7-0506DL	C8H150236007	NM	8/13/2008	8/18/2008	8/19/2008	5	1	6
OS	%	TP-2-0708	C8H150236016	NM	8/14/2008	8/18/2008	8/19/2008	4	1	5
OS	%	TP-3-0506	C8H150236012	NM	8/13/2008	8/18/2008	8/19/2008	5	1	6
OS	%	TP-4-0506	C8H150236019	NM	8/14/2008	8/18/2008	8/19/2008	4	1	5
OS	%	TP-5-06	C8H150236002	NM	8/12/2008	8/18/2008	8/19/2008	6	1	7
OS	%	TP-9-0405	C8H150236005	NM	8/12/2008	8/18/2008	8/19/2008	6	1	7
OS	%	TP-6-0506DL	C8H150236011	NM	8/13/2008	8/18/2008	8/19/2008	5	1	6
OS	%	TP-20-0506	C8H150236008	NM	8/13/2008	8/18/2008	8/19/2008	5	1	6
OS	%	TP-11-06	C8H150236001	NM	8/12/2008	8/18/2008	8/19/2008	6	1	7

SORT	UNITS	NSAMPLE	LAB_ID	QC_TYPE	SAMP_DATE	EXTR_DATE	ANAL_DATE	SMP_EXTR	EXTR_ANL	SMP_ANL
OS	%	TP-8-0506	C8H150236009	NM	8/13/2008	8/18/2008	8/19/2008	5	1	6
OS	%	TP-19-0506	C8H150236010	NM	8/13/2008	8/18/2008	8/19/2008	5	1	6
OS	%	TP-18-0607	C8H150236017	NM	8/14/2008	8/18/2008	8/19/2008	4	1	5
OS	%	TP-17-0506	C8H150236020	NM	8/14/2008	8/18/2008	8/19/2008	4	1	5
OS	%	TP-16-05DL	C8H150236003	NM	8/12/2008	8/18/2008	8/19/2008	6	1	7
OS	%	TP-15-0506	C8H150236015	NM	8/13/2008	8/18/2008	8/19/2008	5	1	6
OS	%	TP-14-0506	C8H150236014	NM	8/13/2008	8/18/2008	8/19/2008	5	1	6
OS	%	TP-12-0708	C8H150236018	NM	8/14/2008	8/18/2008	8/19/2008	4	1	5
OS	%	TP-1-0506	C8H150236013	NM	8/13/2008	8/18/2008	8/19/2008	5	1	6
OS	%	TP-10-0506DL	C8H150236004	NM	8/12/2008	8/18/2008	8/19/2008	6	1	7
OS	%	TP-13-0506	C8H150236006	NM	8/12/2008	8/18/2008	8/19/2008	6	1	7
OS	UG/KG	TP-12-0708	C8H150236018	NM	8/14/2008	8/18/2008	8/19/2008	4	1	5
OS	UG/KG	TP-5-06	C8H150236002	NM	8/12/2008	8/18/2008	8/19/2008	6	1	7
OS	UG/KG	TP-10-0506DL	C8H150236004	NM	8/12/2008	8/18/2008	8/19/2008	6	1	7
OS	UG/KG	TP-1-0506	C8H150236013	NM	8/13/2008	8/18/2008	8/19/2008	5	1	6
OS	UG/KG	TP-11-06	C8H150236001	NM	8/12/2008	8/18/2008	8/19/2008	6	1	7
OS	UG/KG	TP-7-0506DL	C8H150236007	NM	8/13/2008	8/18/2008	8/19/2008	5	1	6
OS	UG/KG	TP-13-0506	C8H150236006	NM	8/12/2008	8/18/2008	8/19/2008	6	1	7

SORT	UNITS	NSAMPLE	LAB_ID	QC_TYPE	SAMP_DATE	EXTR_DATE	ANAL_DATE	SMP_EXTR	EXTR_ANL	SMP_ANL
OS	UG/KG	TP-3-0506	C8H150236012	NM	8/13/2008	8/18/2008	8/19/2008	5	1	6
OS	UG/KG	TP-8-0506	C8H150236009	NM	8/13/2008	8/18/2008	8/19/2008	5	1	6
OS	UG/KG	TP-6-0506DL	C8H150236011	NM	8/13/2008	8/18/2008	8/19/2008	5	1	6
OS	UG/KG	TP-4-0506	C8H150236019	NM	8/14/2008	8/18/2008	8/19/2008	4	1	5
OS	UG/KG	TP-2-0708	C8H150236016	NM	8/14/2008	8/18/2008	8/19/2008	4	1	5
OS	UG/KG	TP-15-0506	C8H150236015	NM	8/13/2008	8/18/2008	8/19/2008	5	1	6
OS	UG/KG	TP-9-0405	C8H150236005	NM	8/12/2008	8/18/2008	8/19/2008	6	1	7
OS	UG/KG	TP-14-0506	C8H150236014	NM	8/13/2008	8/18/2008	8/19/2008	5	1	6
OS	UG/KG	TP-20-0506	C8H150236008	NM	8/13/2008	8/18/2008	8/19/2008	5	1	6
OS	UG/KG	TP-16-05DL	C8H150236003	NM	8/12/2008	8/18/2008	8/19/2008	6	1	7
OS	UG/KG	TP-17-0506	C8H150236020	NM	8/14/2008	8/18/2008	8/19/2008	4	1	5
OS	UG/KG	TP-18-0607	C8H150236017	NM	8/14/2008	8/18/2008	8/19/2008	4	1	5
OS	UG/KG	TP-19-0506	C8H150236010	NM	8/13/2008	8/18/2008	8/19/2008	5	1	6
OV	%	TP-7-0506	C8H150236007	NM	8/13/2008	8/18/2008	8/18/2008	5	0	5
OV	%	TP-19-0506	C8H150236010	NM	8/13/2008	8/19/2008	8/19/2008	6	0	6
OV	%	TP-6-0506	C8H150236011	NM	8/13/2008	8/19/2008	8/19/2008	6	0	6
OV	%	TP-5-06	C8H150236002	NM	8/12/2008	8/18/2008	8/18/2008	6	0	6
OV	%	TP-4-0506	C8H150236019	NM	8/14/2008	8/19/2008	8/19/2008	5	0	5

SORT	UNITS	NSAMPLE	LAB_ID	QC_TYPE	SAMP_DATE	EXTR_DATE	ANAL_DATE	SMP_EXTR	EXTR_ANL	SMP_ANL
OV	%	TP-3-0506	C8H150236012	NM	8/13/2008	8/19/2008	8/19/2008	6	0	6
OV	%	TP-2-0708	C8H150236016	NM	8/14/2008	8/19/2008	8/19/2008	5	0	5
OV	%	TP-20-0506	C8H150236008	NM	8/13/2008	8/18/2008	8/18/2008	5	0	5
OV	%	TP-8-0506	C8H150236009	NM	8/13/2008	8/18/2008	8/18/2008	5	0	5
OV	%	TP-10-0506	C8H150236004	NM	8/12/2008	8/18/2008	8/18/2008	6	0	6
OV	%	TP-17-0506	C8H150236020	NM	8/14/2008	8/19/2008	8/19/2008	5	0	5
OV	%	TP-16-05	C8H150236003	NM	8/12/2008	8/18/2008	8/18/2008	6	0	6
OV	%	TP-15-0506	C8H150236015	NM	8/13/2008	8/19/2008	8/19/2008	6	0	6
OV	%	TP-14-0506	C8H150236014	NM	8/13/2008	8/19/2008	8/19/2008	6	0	6
OV	%	TP-13-0506	C8H150236006	NM	8/12/2008	8/18/2008	8/18/2008	6	0	6
OV	%	TP-12-0708	C8H150236018	NM	8/14/2008	8/19/2008	8/19/2008	5	0	5
OV	%	TP-11-06	C8H150236001	NM	8/12/2008	8/18/2008	8/18/2008	6	0	6
OV	%	TP-1-0506	C8H150236013	NM	8/13/2008	8/19/2008	8/19/2008	6	0	6
OV	%	TP-9-0405	C8H150236005	NM	8/12/2008	8/18/2008	8/18/2008	6	0	6
OV	%	TP-18-0607	C8H150236017	NM	8/14/2008	8/19/2008	8/19/2008	5	0	5
OV	UG/KG	TP-2-0708	C8H150236016	NM	8/14/2008	8/19/2008	8/19/2008	5	0	5
OV	UG/KG	TP-3-0506	C8H150236012	NM	8/13/2008	8/19/2008	8/19/2008	6	0	6
OV	UG/KG	TP-4-0506	C8H150236019	NM	8/14/2008	8/19/2008	8/19/2008	5	0	5

SORT	UNITS	NSAMPLE	LAB_ID	QC_TYPE	SAMP_DATE	EXTR_DATE	ANAL_DATE	SMP_EXTR	EXTR_ANL	SMP_ANL
OV	UG/KG	TP-5-06	C8H150236002	NM	8/12/2008	8/18/2008	8/18/2008	6	0	6
OV	UG/KG	TP-6-0506	C8H150236011	NM	8/13/2008	8/19/2008	8/19/2008	6	0	6
OV	UG/KG	TP-7-0506	C8H150236007	NM	8/13/2008	8/18/2008	8/18/2008	5	0	5
OV	UG/KG	TP-9-0405	C8H150236005	NM	8/12/2008	8/18/2008	8/18/2008	6	0	6
OV	UG/KG	TP-18-0607	C8H150236017	NM	8/14/2008	8/19/2008	8/19/2008	5	0	5
OV	UG/KG	TP-8-0506	C8H150236009	NM	8/13/2008	8/18/2008	8/18/2008	5	0	5
OV	UG/KG	TP-10-0506	C8H150236004	NM	8/12/2008	8/18/2008	8/18/2008	6	0	6
OV	UG/KG	TP-17-0506	C8H150236020	NM	8/14/2008	8/19/2008	8/19/2008	5	0	5
OV	UG/KG	TP-16-05	C8H150236003	NM	8/12/2008	8/18/2008	8/18/2008	6	0	6
OV	UG/KG	TP-15-0506	C8H150236015	NM	8/13/2008	8/19/2008	8/19/2008	6	0	6
OV	UG/KG	TP-14-0506	C8H150236014	NM	8/13/2008	8/19/2008	8/19/2008	6	0	6
OV	UG/KG	TP-13-0506	C8H150236006	NM	8/12/2008	8/18/2008	8/18/2008	6	0	6
OV	UG/KG	TP-12-0708	C8H150236018	NM	8/14/2008	8/19/2008	8/19/2008	5	0	5
OV	UG/KG	TP-11-06	C8H150236001	NM	8/12/2008	8/18/2008	8/18/2008	6	0	6
OV	UG/KG	TP-1-0506	C8H150236013	NM	8/13/2008	8/19/2008	8/19/2008	6	0	6
OV	UG/KG	TP-19-0506	C8H150236010	NM	8/13/2008	8/19/2008	8/19/2008	6	0	6
OV	UG/KG	TP-20-0506	C8H150236008	NM	8/13/2008	8/18/2008	8/18/2008	5	0	5
PCB	%	TP-20-0506	C8H150236008	NM	8/13/2008	8/19/2008	8/21/2008	6	2	8

SORT	UNITS	NSAMPLE	LAB_ID	QC_TYPE	SAMP_DATE	EXTR_DATE	ANAL_DATE	SMP_EXTR	EXTR_ANL	SMP_ANL
PCB	%	TP-18-0607DL	C8H150236017	NM	8/14/2008	8/19/2008	8/21/2008	5	2	7
PCB	%	TP-17-0506DL	C8H150236020	NM	8/14/2008	8/19/2008	8/21/2008	5	2	7
PCB	%	TP-13-0506	C8H150236006	NM	8/12/2008	8/19/2008	8/21/2008	7	2	9
PCB	%	TP-15-0506DL	C8H150236015	NM	8/13/2008	8/19/2008	8/21/2008	6	2	8
PCB	UG/KG	TP-13-0506	C8H150236006	NM	8/12/2008	8/19/2008	8/21/2008	7	2	9
PCB	UG/KG	TP-15-0506DL	C8H150236015	NM	8/13/2008	8/19/2008	8/21/2008	6	2	8
PCB	UG/KG	TP-17-0506DL	C8H150236020	NM	8/14/2008	8/19/2008	8/21/2008	5	2	7
PCB	UG/KG	TP-18-0607DL	C8H150236017	NM	8/14/2008	8/19/2008	8/21/2008	5	2	7
PCB	UG/KG	TP-20-0506	C8H150236008	NM	8/13/2008	8/19/2008	8/21/2008	6	2	8

[redacted]

Chain of Custody Record

TAL-4124 (1007)

Temperature on Receipt _____

Drinking Water? Yes ☐ No ☐

TestAmerica

THE LEADER IN ENVIRONMENTAL TESTING

Client: Tetra Tech NUS	Project Manager: Tony Apanavage	Date: 8/14/08	Chain of Custody Number: 093749
Address: 20251 Century Blvd Suite 200	Telephone Number (Area Code)/Fax Number: 301 - 528 - 3021	Lab Number:	Page 1 of 2
City: Germantown; State: MD; Zip Code: 20874	Site Contact: Tony Apanavage; Lab Contact:		
Project Name and Location (State): Martin State Airport, Strawberry Pt, MD	Carrier/Waybill Number:		
Contract/Purchase Order/Quote No.:			

Analysis (Attach list if more space is needed)

Sample I.D. No. and Description (Containers for each sample may be combined on one line)	Date	Time	Matrix: Air	Aqueous	Sed.	Soil	Containers & Preservatives: Unpres.	H2SO4	HNO3	HCl	NaOH	ZnAc/NaOH	SVOCs	Metals	VOCs	Radiochemistry	PCBs	Special Instructions/ Conditions of Receipt
TP-11-06	8/12/08	1030				X	X						X	X	X			
TP-5-06	8/12/08	1150				X	X						X	X	X	X		
TP-16-05	8/12/08	1255				X	X						X	X	X			
TP-10-0506	8/12/08	1535				X	X						X	X	X	X		
TP-9-0405	8/12/08	1630				X	X						X	X	X			
TP-13-0506	8/12/08	1710				X	X						X	X	X		X	
TP-7-0506	8/13/08	0815				X	X						X	X	X	X		
TP-20-0506	8/13/08	0910				X	X						X	X	X		X	
TP-8-0506	8/13/08	0950				X	X						X	X	X			
TP-19-0506	8/13/08	1100				X	X						X	X	X			
TP-6-0506	8/13/08	1315				X	X						X	X	X			
TP-3-0506	8/13/08	1400				X	X						X	X	X	X		

Possible Hazard Identification: ☐ Non-Hazard ☐ Flammable ☐ Skin Irritant ☐ Poison B ☐ Unknown

Sample Disposal: ☐ Return To Client ☐ Disposal By Lab ☐ Archive For _____ Months (A fee may be assessed if samples are retained longer than 1 month)

Turn Around Time Required: ☐ 24 Hours ☐ 48 Hours ☐ 7 Days ☐ 14 Days ☐ 21 Days ☐ Other _____

QC Requirements (Specify)

	Date	Time		Date	Time
1. Relinquished By: David F Watt	8/14/08	1745	1. Received By		
2. Relinquished By			2. Received By		
3. Relinquished By			3. Received By: [signature]	8-15-08	1020

Comments

DISTRIBUTION: WHITE - Returned to Client with Report; CANARY - Stays with the Sample; PINK - Field Copy

C8H150236

Chain of Custody Record

Temperature on Receipt _____

Drinking Water? Yes ☐ No ☐

TestAmerica
THE LEADER IN ENVIRONMENTAL TESTING

TAL-4124 (1007)

Client: Tetra Tech NUS	Project Manager: Tony Abbaticchio	Date: 8/14/08	Chain of Custody Number: 093750
Address: 20251 Century Blvd Suite 200	Telephone Number (Area Code)/Fax Number: 301-528-3021	Lab Number:	Page 2 of 2
City: Germantown / State: MD / Zip Code: 20874	Site Contact: Tony Abbaticchio	Lab Contact:	
Project Name and Location (State): Martin State Airport, Strawberry Pt, MD	Carrier/Waybill Number:		
Contract/Purchase Order/Quote No.			

Sample I.D. No. and Description (Containers for each sample may be combined on one line)	Date	Time	Matrix: Air	Aqueous	Sed.	Soil	Containers & Preservatives: Unpres.	H2SO4	HNO3	HCl	NaOH	ZnAc/NaOH	Analysis: SVOCs	Metals	VOCs	Radioactivity	PCBs
TP-1-0506 ✓	8/13/08	1455				X	X						X	X	X		
TP-14-0506	8/13/08	1575				X	X						X	X	X		
TP-15-0506	8/13/08	1620				X	X						X	X	X	X	X
TP-2-0708	8/14/08	0810				X	X						X	X	X		
TP-18-0607	8/14/08	0900				X	X						X	X	X		X
TP-12-0708	8/14/08	1205				X	X						X	X	X		
TP-4-0506	8/14/08	1520				X	X						X	X	X		
TP-17-0506	8/14/08	1600				X	X						X	X	X		X

Special Instructions/ Conditions of Receipt

Possible Hazard Identification
☐ Non-Hazard ☐ Flammable ☐ Skin Irritant ☐ Poison B ☐ Unknown

Sample Disposal
☐ Return To Client ☐ Disposal By Lab ☐ Archive For _____ Months (A fee may be assessed if samples are retained longer than 1 month)

Turn Around Time Required
☐ 24 Hours ☐ 48 Hours ☐ 7 Days ☐ 14 Days ☐ 21 Days ☐ Other _____

QC Requirements (Specify)

	Date	Time		Date	Time
1. Relinquished By: David J Wright	8/14/08	1945	1. Received By		
2. Relinquished By			2. Received By		
3. Relinquished By			3. Received By	8-15-08	1020

Comments

DISTRIBUTION: WHITE - Returned to Client with Report; CANARY - Stays with the Sample; PINK - Field Copy

8

(1 - 339)

CASE NARRATIVE
TETRA TECH NUS, INC.
Strawberry Point

Lot #: C8H150236

The following report contains the analytical results for samples submitted to TestAmerica-Pittsburgh by Tetra Tech NUS, Inc. The samples were received August 15, 2008 according to documented sample acceptance procedures.

TestAmerica-Pittsburgh utilizes only USEPA approved methods and instrumentation in all analytical work. The samples presented in this report were analyzed for the parameters listed on the method reference page in accordance with the methods indicated.

If project specific QC was not required for samples contained in this report, when batch QC was completed on these samples, anomalous results will be discussed below.

SAMPLE RECEIVING:
The lot closed on August 15, 2008.

GC/MS VOLATILES:
All non-CCC compounds that have >15% RSD were evaluated to see if a better curve could be drawn using a quadratic curve. All compounds <30% RSD will use an average response factor curve if no visible improvement is accomplished using a quadratic curve. A quadratic curve will be used for a compound where it is determined to be the "best-fit" evaluation.

The following compounds had the %D >25% in continuing calibration standard CC30818; but were within the expected performance range for these compounds: acetone 30.7% and dichlorodifluoromethane 33.2%.

The following compounds had the %D >25% in continuing calibration standard 1C30819; but were within the expected performance range for these compounds: acetone 37.8% and dichlorodifluoromethane 35.1%.

GC/MS SEMIVOLATILES:
All non-CCC compounds that have >15% RSD were evaluated to see if a better curve could be drawn using a quadratic curve. All compounds <30% RSD will use an average response factor curve if no visible improvement is accomplished using a quadratic curve. A quadratic curve will be used for a compound where it is determined to be the "best-fit" evaluation.

The following compounds had the %D >25% in continuing calibration standard N08190CC; but were within the expected performance range for these compounds: benzaldehyde 42.6% and benzidine 34.8%.

CASE NARRATIVE
TETRA TECH NUS, INC.
Strawberry Point

Lot #: C8H150236

PCBS:
There were no problems associated with the analysis.

METALS:
The method blanks had zinc detected at a concentration between the MDL and the reporting limit. The result was flagged with a "B" qualifier. Any sample associated with a method blank that had the same analyte detected had the result flagged with a "J" qualifier.

For the matrix spike and matrix spike duplicate, aluminum and iron recoveries were not calculated due to the concentration of analyte in the sample being >4 times the concentration of spike added.

The matrix spike and matrix spike duplicate recovered above control limits for chromium and manganese.

The matrix spike and matrix spike duplicate recovered below control limits for antimony.

GENERAL CHEMISTRY:
TestAmerica's St. Louis laboratory analyzed the gross alpha beta.

METHODS SUMMARY

C8H150236

PARAMETER	ANALYTICAL METHOD	PREPARATION METHOD
Gross Alpha/Beta EPA 900	EPA 900.0 MOD	
Mercury in Solid Waste (Manual Cold-Vapor)	SW846 7471A	SW846 7471A
PCBs by SW-846 8082	SW846 8082	SW846 3541
Semivolatile Organic Compounds by GC/MS	SW846 8270C	SW846 3541
Total Residue as Percent Solids	SM20 2540G	
Trace Inductively Coupled Plasma (ICP) Metals	SW846 6010B	SW846 3050B
Volatile Organics by GC/MS	SW846 8260B	SW846 5030B/826

References:

EPA "EASTERN ENVIRONMENTAL RADIATION FACILITY RADIOCHEMISTRY PROCEDURES MANUAL" US EPA EPA 520/5-84-006 AUGUST 1984

SM20 "STANDARD METHODS FOR THE EXAMINATION OF WATER AND WASTEWATER", 20TH EDITION."

SW846 "Test Methods for Evaluating Solid Waste, Physical/Chemical Methods", Third Edition, November 1986 and its updates.

SAMPLE SUMMARY

C8H150236

WO #	SAMPLE#	CLIENT SAMPLE ID	SAMPLED DATE	SAMP TIME
KT8EG	001	TP-11-06	08/12/08	10:30
KT8ET	002	TP-5-06	08/12/08	11:50
KT8EW	003	TP-16-05	08/12/08	12:55
KT8E4	004	TP-10-0506	08/12/08	15:35
KT8E8	005	TP-9-0405	08/12/08	16:30
KT8FD	006	TP-13-0506	08/12/08	17:10
KT8FH	007	TP-7-0506	08/13/08	08:15
KT8FK	008	TP-20-0506	08/13/08	09:10
KT8FL	009	TP-8-0506	08/13/08	09:50
KT8G0	010	TP-19-0506	08/13/08	11:00
KT8G1	011	TP-6-0506	08/13/08	13:15
KT8G3	012	TP-3-0506	08/13/08	14:00
KT8G5	013	TP-1-0506	08/13/08	14:55
KT8G6	014	TP-14-0506	08/13/08	15:45
KT8HG	015	TP-15-0506	08/13/08	16:20
KT8HJ	016	TP-2-0708	08/14/08	08:10
KT8HN	017	TP-18-0607	08/14/08	09:00
KT8H0	018	TP-12-0708	08/14/08	13:05
KT8JD	019	TP-4-0506	08/14/08	15:20
KT8JE	020	TP-17-0506	08/14/08	16:00

NOTE(S):

- The analytical results of the samples listed above are presented on the following pages.
- All calculations are performed before rounding to avoid round-off errors in calculated results.
- Results noted as "ND" were not detected at or above the stated limit.
- This report must not be reproduced, except in full, without the written approval of the laboratory.
- Results for the following parameters are never reported on a dry weight basis: color, corrosivity, density, flashpoint, ignitability, layers, odor, paint filter test, pH, porosity pressure, reactivity, redox potential, specific gravity, spot tests, solids, solubility, temperature, viscosity, and weight.

5A

VOLATILE ORGANIC INSTRUMENT PERFORMANCE CHECK
BROMOFLUOROBENZENE (BFB)

Lab Name: TESTAMERICA PITTSBURGH Contract:

Lab Code: TA Case No.: SAS No.: SDG No.: METHODS

Lab File ID: BF30628 BFB Injection Date: 06/28/08

Instrument ID: HP3 BFB Injection Time: 0933

GC Column: DB624 20M ID: 0.18 (mm) Heated Purge: (Y/N) Y

m/e	ION ABUNDANCE CRITERIA	% RELATIVE ABUNDANCE
50	15.0 - 40.0% of mass 95	18.0
75	30.0 - 60.0% of mass 95	46.4
95	Base Peak, 100% relative abundance	100.0
96	5.0 - 9.0% of mass 95	6.8
173	Less than 2.0% of mass 174	0.0 (0.0)1
174	50.0 - 100.0% of mass 95	73.4
175	5.0 - 9.0% of mass 174	5.4 (7.4)1
176	95.0 - 101.0% of mass 174	71.2 (97.0)1
177	5.0 - 9.0% of mass 176	4.9 (7.0)2

1-Value is % mass 174 2-Value is % mass 176

THIS CHECK APPLIES TO THE FOLLOWING SAMPLES, MS, MSD, BLANKS, AND STANDARDS:

	EPA SAMPLE NO.	LAB SAMPLE ID	LAB FILE ID	DATE ANALYZED	TIME ANALYZED
01	VSTD5	VSTD5	1A30628	06/28/08	1014
02	VSTD10	VSTD10	1B30628	06/28/08	1038
03	VSTD25	VSTD25	1C30628	06/28/08	1102
04	VSTD40	VSTD40	1D30628	06/28/08	1127
05	VSTD50	VSTD50	1E30628	06/28/08	1151
06	VSTD125	VSTD125	1F30628	06/28/08	1216
07	VSTD250	VSTD250	1G30628	06/28/08	1240
08					
09					
10					
11					
12					
13					
14					
15					
16					
17					
18					
19					
20					
21					
22					

FORM V VOA OLM03.0

V By Patrick [signature] 6/30/08

TestAmerica Pittsburgh

INITIAL CALIBRATION DATA

Start Cal Date : 28-JUN-2008 10:14
End Cal Date : 28-JUN-2008 12:40
Quant Method : ISTD
Target Version : 4.14
Integrator : HP RTE
Method file : \\pitsvr06\d\chem\hp3.i\3062808d.b\8260bsoil.m
Last Edit : 28-Jun-2008 13:00 hp3.i

Calibration File Names:
Level 1: \\pitsvr06\d\chem\hp3.i\3062808d.b\1A30628.D
Level 2: \\pitsvr06\d\chem\hp3.i\3062808d.b\1B30628.D
Level 3: \\pitsvr06\d\chem\hp3.i\3062808d.b\1C30628.D
Level 4: \\pitsvr06\d\chem\hp3.i\3062808d.b\1D30628.D
Level 5: \\pitsvr06\d\chem\hp3.i\3062808d.b\1E30628.D
Level 6: \\pitsvr06\d\chem\hp3.i\3062808d.b\1F30628.D
Level 7: \\pitsvr06\d\chem\hp3.i\3062808d.b\1G30628.D

Compound	5.0000 Level 1	10.0000 Level 2	25.0000 Level 3	40.0000 Level 4	50.0000 Level 5	125.0000 Level 6	Curve	Coefficients b	m1	m2	%RSD or R^2	
	250.0000 Level 7											
1 Dichlorodifluoromethane	0.33260	0.26862	0.31680	0.29642	0.27985	0.30557						
	0.29827						AVRG		0.29973		7.18360	
164 trans-1,4-Dichloro-2-butene	+++++	+++++	+++++	+++++	+++++	+++++						
	+++++						AVRG		0.000e+000		0.000e+000	<-
155 N-Heptane	+++++	+++++	+++++	+++++	+++++	+++++						
	+++++						AVRG		0.000e+000		0.000e+000	<-
2 Chloromethane	0.44417	0.36563	0.39499	0.36938	0.39155	0.36150						
	0.35832						AVRG		0.38365		7.90217	

TestAmerica Pittsburgh

INITIAL CALIBRATION DATA

Start Cal Date : 28-JUN-2008 10:14
End Cal Date : 28-JUN-2008 12:40
Quant Method : ISTD
Target Version : 4.14
Integrator : HP RTE
Method file : \\pitsvr06\d\chem\hp3.i\3062808d.b\8260bsoil.m
Last Edit : 28-Jun-2008 13:00 hp3.i

Compound	5.0000 Level 1	10.0000 Level 2	25.0000 Level 3	40.0000 Level 4	50.0000 Level 5	125.0000 Level 6	Curve	Coefficients b	m1	m2	%RSD or R^2	
	250.0000 Level 7											
3 Vinyl Chloride	0.53057	0.42326	0.46291	0.41960	0.43121	0.43106						
	0.41742						AVRG		0.44515		9.12747	
4 Bromomethane	0.09716	0.09897	0.10760	0.09992	0.12708	0.11907						
	0.09787						AVRG		0.10681		11.10135	
5 Chloroethane	0.12675	0.12512	0.13810	0.12278	0.15654	0.15641						
	0.10126						AVRG		0.13242		14.91061	
7 Dichlorofluoromethane	+++++	+++++	+++++	+++++	+++++	+++++						
	+++++						AVRG		0.000e+000		0.000e+000	<-
166 Trichlorofluoromethane	0.19580	0.18639	0.21364	0.20490	0.21734	0.22579						
	0.21564						AVRG		0.20850		6.54539	
8 Ethyl Ether	+++++	+++++	+++++	+++++	+++++	+++++						
	+++++						AVRG		0.000e+000		0.000e+000	<-
9 Ethanol	+++++	+++++	+++++	+++++	+++++	+++++						
	+++++						AVRG		0.000e+000		0.000e+000	<-

TestAmerica Pittsburgh

INITIAL CALIBRATION DATA

Start Cal Date : 28-JUN-2008 10:14
End Cal Date : 28-JUN-2008 12:40
Quant Method : ISTD
Target Version : 4.14
Integrator : HP RTE
Method file : \\pitsvr06\d\chem\hp3.i\3062808d.b\8260bsoil.m
Last Edit : 28-Jun-2008 13:00 hp3.i

Compound	5.0000 Level 1	10.0000 Level 2	25.0000 Level 3	40.0000 Level 4	50.0000 Level 5	125.0000 Level 6	Curve	Coefficients b	m1	m2	%RSD or R^2	
	250.0000 Level 7											
10 1,1,2-trichloro-1,2,2-trifluo	0.27907	0.25428	0.27432	0.25646	0.25355	0.26223						
	0.25268						AVRG		0.26180		4.10081	
156 Methyl Acetate	0.35538	0.27646	0.30800	0.27345	0.31787	0.26728						
	0.24043						AVRG		0.29127		13.14432	
157 Cyclohexane	0.70559	0.58068	0.66714	0.61142	0.60212	0.61343						
	0.59303						AVRG		0.62477		7.18744	
158 Methyl Cyclohexane	0.65135	0.57813	0.66344	0.61017	0.58487	0.62430						
	0.60222						AVRG		0.61635		5.21363	
11 Acrolein	+++++	+++++	+++++	+++++	+++++	+++++						
	+++++						AVRG		0.000e+000		0.000e+000	<-
12 1,1-Dichloroethene	0.30321	0.24538	0.27115	0.25284	0.25721	0.26148						
	0.25218						AVRG		0.26335		7.35177	
13 Acetone	4544	6926	14775	25327	29552	58773						
	101567						QUAD	-0.00187	6.21424	22.45576	0.99925	

TestAmerica Pittsburgh

INITIAL CALIBRATION DATA

Start Cal Date : 28-JUN-2008 10:14
End Cal Date : 28-JUN-2008 12:40
Quant Method : ISTD
Target Version : 4.14
Integrator : HP RTE
Method file : \\pitsvr06\d\chem\hp3.i\3062808d.b\8260bsoil.m
Last Edit : 28-Jun-2008 13:00 hp3.i

Compound	5.0000 Level 1 / 250.0000 Level 7	10.0000 Level 2	25.0000 Level 3	40.0000 Level 4	50.0000 Level 5	125.0000 Level 6	Curve	Coefficients b	m1	m2	%RSD or R^2	
14 Iodomethane	+++++ / +++++	+++++	+++++	+++++	+++++	+++++	AVRG		0.000e+000		0.000e+000	<-
15 Carbon Disulfide	0.97590 / 0.80428	0.80612	0.90080	0.84832	0.87811	0.84092	AVRG		0.86492		6.96333	
16 3-Chloro-1-propene	+++++ / +++++	+++++	+++++	+++++	+++++	+++++	AVRG		0.000e+000		0.000e+000	<-
17 Acetonitrile	0.02541 / 0.01375	0.01803	0.01780	0.01807	0.01902	0.01669	AVRG		0.01840		19.17301	<-
18 Methylene Chloride	10941 / 389581	16366	38233	66319	75961	190214	QUAD	-0.03944	3.33946	0.27701	0.99985	
19 trans-1,2-Dichloroethene	0.33628 / 0.27959	0.28749	0.31337	0.29075	0.30640	0.28999	AVRG		0.30055		6.50434	
20 Methyl tert-butyl ether	1.05505 / 0.79713	0.89359	0.96400	0.90700	0.98397	0.87334	AVRG		0.92487		9.07207	

TestAmerica Pittsburgh

INITIAL CALIBRATION DATA

Start Cal Date : 28-JUN-2008 10:14
End Cal Date : 28-JUN-2008 12:40
Quant Method : ISTD
Target Version : 4.14
Integrator : HP RTE
Method file : \\pitsvr06\d\chem\hp3.i\3062808d.b\8260bsoil.m
Last Edit : 28-Jun-2008 13:00 hp3.i

Compound	5.0000 Level 1	10.0000 Level 2	25.0000 Level 3	40.0000 Level 4	50.0000 Level 5	125.0000 Level 6	Curve	Coefficients b	m1	m2	%RSD or R^2	
	250.0000 Level 7											
21 tert-Butyl Alcohol	+++++	+++++	+++++	+++++	+++++	+++++						
	+++++						AVRG		0.000e+000		0.000e+000	<-
22 Acrylonitrile	+++++	+++++	+++++	+++++	+++++	+++++						
	+++++						AVRG		0.000e+000		0.000e+000	<-
23 Hexane	+++++	+++++	+++++	+++++	+++++	+++++						
	+++++						AVRG		0.000e+000		0.000e+000	<-
24 1,1-Dichloroethane	0.62052	0.53102	0.57726	0.53923	0.56640	0.53698						
	0.51074						AVRG		0.55459		6.59439	
25 Isopropyl Ether	+++++	+++++	+++++	+++++	+++++	+++++						
	+++++						AVRG		0.000e+000		0.000e+000	<-
26 2-Chloro-1,3-butadiene	+++++	+++++	+++++	+++++	+++++	+++++						
	+++++						AVRG		0.000e+000		0.000e+000	<-
27 2,2-Dichloropropane	0.37279	0.31625	0.34657	0.32739	0.34593	0.32709						
	0.29135						AVRG		0.33248		7.78031	

TestAmerica Pittsburgh

INITIAL CALIBRATION DATA

Start Cal Date : 28-JUN-2008 10:14
End Cal Date : 28-JUN-2008 12:40
Quant Method : ISTD
Target Version : 4.14
Integrator : HP RTE
Method file : \\pitsvr06\d\chem\hp3.i\3062808d.b\8260bsoil.m
Last Edit : 28-Jun-2008 13:00 hp3.i

Compound	5.0000 Level 1	10.0000 Level 2	25.0000 Level 3	40.0000 Level 4	50.0000 Level 5	125.0000 Level 6	Curve	Coefficients b	m1	m2	%RSD or R^2	
	250.0000 Level 7											
28 cis-1,2-dichloroethene	0.35390	0.30237	0.33106	0.31216	0.32780	0.30999						
	0.29619						AVRG		0.31907		6.22273	
M 29 1,2-Dichloroethene (total)	0.34509	0.29493	0.32221	0.30145	0.31710	0.29999						
	0.28789						AVRG		0.30981		6.34678	
30 Bromochloromethane	0.14112	0.12906	0.14397	0.13453	0.14056	0.13146						
	0.12707						AVRG		0.13540		4.84953	
31 2-Butanone	0.16746	0.15525	0.17694	0.17170	0.17490	0.15247						
	0.14414						AVRG		0.16327		7.73733	
32 Vinyl Acetate	+++++	+++++	+++++	+++++	+++++	+++++						
	+++++						AVRG		0.000e+000		0.000e+000	<-
33 Ethyl Acetate	+++++	+++++	+++++	+++++	+++++	+++++						
	+++++						AVRG		0.000e+000		0.000e+000	<-
34 Propionitrile	+++++	+++++	+++++	+++++	+++++	+++++						
	+++++						AVRG		0.000e+000		0.000e+000	<-

TestAmerica Pittsburgh

INITIAL CALIBRATION DATA

Start Cal Date : 28-JUN-2008 10:14
End Cal Date : 28-JUN-2008 12:40
Quant Method : ISTD
Target Version : 4.14
Integrator : HP RTE
Method file : \\pitsvr06\d\chem\hp3.i\3062808d.b\8260bsoil.m
Last Edit : 28-Jun-2008 13:00 hp3.i

Compound	5.0000 Level 1	10.0000 Level 2	25.0000 Level 3	40.0000 Level 4	50.0000 Level 5	125.0000 Level 6	Curve	Coefficients b	m1	m2	%RSD or R^2	
	250.0000 Level 7											
35 Tetrahydrofuran	+++++	+++++	+++++	+++++	+++++	+++++						
	+++++						AVRG		0.000e+000		0.000e+000	<-
36 Methacrylonitrile	+++++	+++++	+++++	+++++	+++++	+++++						
	+++++						AVRG		0.000e+000		0.000e+000	<-
37 Chloroform	0.55951	0.45321	0.49572	0.46949	0.49083	0.46273						
	0.44209						AVRG		0.48194		8.13535	
38 1,1,1-Trichloroethane	0.41779	0.37053	0.40257	0.37971	0.39158	0.37939						
	0.35819						AVRG		0.38568		5.19841	
40 1,1-Dichloropropene	0.45622	0.39170	0.41194	0.39892	0.39148	0.39905						
	0.39539						AVRG		0.40639		5.66764	
41 Carbon Tetrachloride	0.35758	0.30605	0.33977	0.31828	0.31950	0.33045						
	0.32469						AVRG		0.32805		5.09945	
42 Benzene	1.36102	1.15748	1.21327	1.17989	1.17446	1.14129						
	1.09900						AVRG		1.18949		7.02055	

TestAmerica Pittsburgh

INITIAL CALIBRATION DATA

Start Cal Date : 28-JUN-2008 10:14
End Cal Date : 28-JUN-2008 12:40
Quant Method : ISTD
Target Version : 4.14
Integrator : HP RTE
Method file : \\pitsvr06\d\chem\hp3.i\3062808d.b\8260bsoil.m
Last Edit : 28-Jun-2008 13:00 hp3.i

Compound	5.0000 Level 1	10.0000 Level 2	25.0000 Level 3	40.0000 Level 4	50.0000 Level 5	125.0000 Level 6	Curve	Coefficients b	m1	m2	%RSD or R^2	
	250.0000 Level 7											
44 Isobutanol	+++++	+++++	+++++	+++++	+++++	+++++						
	+++++						AVRG		0.000e+000		0.000e+000	<-
45 1,2-Dichloroethane	0.40450	0.35418	0.37077	0.36676	0.35938	0.34714						
	0.34000						AVRG		0.36325		5.80473	
47 Trichloroethene	0.29625	0.25521	0.27758	0.27541	0.26479	0.26924						
	0.27774						AVRG		0.27374		4.67838	
48 n-Butanol	+++++	+++++	+++++	+++++	+++++	+++++						
	+++++						AVRG		0.000e+000		0.000e+000	<-
49 1,2-Dichloropropane	0.31094	0.26985	0.28164	0.28489	0.27995	0.28708						
	0.28915						AVRG		0.28621		4.39744	
50 Dibromomethane	0.16134	0.13888	0.15079	0.14857	0.15273	0.14481						
	0.14458						AVRG		0.14881		4.81915	
51 Methyl methacrylate	+++++	+++++	+++++	+++++	+++++	+++++						
	+++++						AVRG		0.000e+000		0.000e+000	<-

TestAmerica Pittsburgh

INITIAL CALIBRATION DATA

Start Cal Date : 28-JUN-2008 10:14
End Cal Date : 28-JUN-2008 12:40
Quant Method : ISTD
Target Version : 4.14
Integrator : HP RTE
Method file : \\pitsvr06\d\chem\hp3.i\3062808d.b\8260bsoil.m
Last Edit : 28-Jun-2008 13:00 hp3.i

Compound	5.0000 Level 1 / 250.0000 Level 7	10.0000 Level 2	25.0000 Level 3	40.0000 Level 4	50.0000 Level 5	125.0000 Level 6	Curve	Coefficients b	m1	m2	%RSD or R^2
52 1,4-Dioxane	+++++ +++++	+++++	+++++	+++++	+++++	+++++	AVRG		0.000e+000		0.000e+000 <-
53 Bromodichloromethane	0.33076 0.32450	0.29225	0.31187	0.31803	0.30914	0.31826	AVRG		0.31497		3.93168
54 2-Nitropropane	+++++ +++++	+++++	+++++	+++++	+++++	+++++	AVRG		0.000e+000		0.000e+000 <-
55 2-Methylfuran	+++++ +++++	+++++	+++++	+++++	+++++	+++++	AVRG		0.000e+000		0.000e+000 <-
56 2-Chloroethyl vinyl ether	+++++ +++++	+++++	+++++	+++++	+++++	+++++	AVRG		0.000e+000		0.000e+000 <-
57 cis-1,3-Dichloropropene	0.41042 0.42301	0.37621	0.38016	0.41069	0.38078	0.40857	AVRG		0.39855		4.73847
58 4-Methyl-2-Pentanone	1.72366 1.36956	1.49361	1.71040	1.63341	1.77304	1.51572	AVRG		3.60277		9.18413

TestAmerica Pittsburgh

INITIAL CALIBRATION DATA

Start Cal Date : 28-JUN-2008 10:14
End Cal Date : 28-JUN-2008 12:40
Quant Method : ISTD
Target Version : 4.14
Integrator : HP RTE
Method file : \\pitsvr06\d\chem\hp3.i\3062808d.b\8260bsoil.m
Last Edit : 28-Jun-2008 13:00 hp3.i

Compound	5.0000 Level 1 / 250.0000 Level 7	10.0000 Level 2	25.0000 Level 3	40.0000 Level 4	50.0000 Level 5	125.0000 Level 6	Curve	Coefficients b	m1	m2	%RSD or R^2
60 Toluene	6.66534	5.53990	5.71839	5.57329	5.35945	5.22768					
	5.15982						AVRG		5.60627		9.04626
61 trans-1,3-Dichloropropene	1.80758	1.65554	1.71809	1.77038	1.64381	1.74191					
	1.84345						AVRG		1.74011		4.26579
62 Ethyl methacrylate	+++++	+++++	+++++	+++++	+++++	+++++					
	+++++						AVRG		0.000e+000		0.000e+000 <-
63 1,3-Dichloropropane	1.96618	1.77071	1.84707	1.89002	1.78101	1.82125					
	1.88039						AVRG		1.85095		3.68404
64 1,1,2-Trichloroethane	1.08757	0.99690	1.01191	1.02547	0.98683	0.98224					
	1.00992						AVRG		1.01440		3.50917
65 Tetrachloroethene	1.11316	0.99965	1.05868	1.02030	0.98064	1.02472					
	1.08096						AVRG		1.03973		4.50302
66 2-Hexanone	1.08505	0.98669	1.10400	1.05480	1.10973	0.97745					
	0.94151						AVRG		1.03703		6.54028

TestAmerica Pittsburgh

INITIAL CALIBRATION DATA

Start Cal Date : 28-JUN-2008 10:14
End Cal Date : 28-JUN-2008 12:40
Quant Method : ISTD
Target Version : 4.14
Integrator : HP RTE
Method file : \\pitsvr06\d\chem\hp3.i\3062808d.b\8260bsoil.m
Last Edit : 28-Jun-2008 13:00 hp3.i

Compound	5.0000 Level 1 / 250.0000 Level 7	10.0000 Level 2	25.0000 Level 3	40.0000 Level 4	50.0000 Level 5	125.0000 Level 6	Curve	Coefficients b	Coefficients m1	Coefficients m2	%RSD or R^2
67 Dibromochloromethane	1.03827	0.88898	0.98062	1.00942	0.98396	1.03583					
	1.08010						AVRG		1.00245		6.06371
68 1,2-Dibromoethane	1.09155	0.97586	1.02961	1.03132	1.00567	1.01796					
	1.03628						AVRG		1.02690		3.42689
70 Chlorobenzene	3.65040	3.22929	3.35999	3.32112	3.23048	3.27499					
	3.30461						AVRG		3.33870		4.35458
71 1,1,1,2-Tetrachloroethane	1.32673	1.10400	1.23263	1.18788	1.26044	1.20706					
	1.14400						AVRG		1.20896		6.11249
72 Ethylbenzene	2.12353	1.88751	2.00743	1.92295	1.87752	1.91998					
	1.89611						AVRG		1.94786		4.54729
73 m + p-Xylene	2.70990	2.31510	2.52267	2.38492	2.35663	2.29956					
	2.17761						AVRG		2.39520		7.22704
74 Xylene-o	2.77095	2.44568	2.66326	2.49070	2.56353	2.42955					
	2.26002						AVRG		2.51767		6.63655

TestAmerica Pittsburgh

INITIAL CALIBRATION DATA

Start Cal Date : 28-JUN-2008 10:14
End Cal Date : 28-JUN-2008 12:40
Quant Method : ISTD
Target Version : 4.14
Integrator : HP RTE
Method file : \\pitsvr06\d\chem\hp3.i\3062808d.b\8260bsoil.m
Last Edit : 28-Jun-2008 13:00 hp3.i

Compound	5.0000 Level 1	10.0000 Level 2	25.0000 Level 3	40.0000 Level 4	50.0000 Level 5	125.0000 Level 6	Curve	Coefficients b	m1	m2	%RSD or R^2
	250.0000 Level 7										
M 75 Xylenes (total)	2.73025	2.35863	2.56953	2.42018	2.42559	2.34289					
	2.20508						AVRG		2.43602		6.96553
76 Styrene	4.40796	3.94685	4.07802	3.97869	3.96456	3.85062					
	3.71286						AVRG		3.99137		5.42482
77 Bromoform	0.74225	0.61576	0.72078	0.72502	0.76395	0.78348					
	0.77906						AVRG		0.73290		7.81262
78 Isopropylbenzene	7.29556	6.32831	7.22704	6.51428	6.60948	6.30476					
	5.58551						AVRG		6.55213		8.93970
79 Bromobenzene	0.86293	0.78529	0.79816	0.81491	0.77806	0.79388					
	0.85210						AVRG		0.81219		4.08175
81 n-Propylbenzene	1.07206	0.92518	1.05745	0.99903	0.95204	0.99527					
	1.06062						AVRG		1.00880		5.65799
82 2-Chlorotoluene	0.86565	0.80079	0.84248	0.82962	0.79874	0.82062					
	0.86361						AVRG		0.83164		3.27679

TestAmerica Pittsburgh

INITIAL CALIBRATION DATA

Start Cal Date : 28-JUN-2008 10:14
End Cal Date : 28-JUN-2008 12:40
Quant Method : ISTD
Target Version : 4.14
Integrator : HP RTE
Method file : \\pitsvr06\d\chem\hp3.i\3062808d.b\8260bsoil.m
Last Edit : 28-Jun-2008 13:00 hp3.i

Compound	5.0000 Level 1	10.0000 Level 2	25.0000 Level 3	40.0000 Level 4	50.0000 Level 5	125.0000 Level 6	Curve	Coefficients b	m1	m2	%RSD or R^2
	250.0000 Level 7										
83 1,1,2,2-Tetrachloroethane	1.85142	1.67739	1.80625	1.67962	1.83159	1.63812					
	1.45555						AVRG		1.70570		8.14535
84 1,2,3-Trichloropropane	0.31545	0.30222	0.29619	0.30195	0.30965	0.29203					
	0.29557						AVRG		0.30187		2.75130
85 4-Chlorotoluene	0.84150	0.76761	0.83213	0.79851	0.77124	0.80320					
	0.85571						AVRG		0.80999		4.23174
86 1,3,5-Trimethylbenzene	3.31251	2.95509	3.32420	3.15348	3.04210	2.97664					
	2.91883						AVRG		3.09755		5.44425
87 tert-Butylbenzene	2.49209	2.34533	2.76767	2.67754	2.50675	2.59100					
	2.71236						AVRG		2.58468		5.70338
88 1,2,4-Trimethylbenzene	3.31682	2.98883	3.31984	3.18887	3.07841	2.98190					
	2.94559						AVRG		3.11718		5.10251
89 sec-Butylbenzene	3.96903	3.70177	4.32898	4.06378	3.85698	3.80049					
	3.80462						AVRG		3.93224		5.37954

TestAmerica Pittsburgh

INITIAL CALIBRATION DATA

Start Cal Date : 28-JUN-2008 10:14
End Cal Date : 28-JUN-2008 12:40
Quant Method : ISTD
Target Version : 4.14
Integrator : HP RTE
Method file : \\pitsvr06\d\chem\hp3.i\3062808d.b\8260bsoil.m
Last Edit : 28-Jun-2008 13:00 hp3.i

Compound	5.0000 Level 1	10.0000 Level 2	25.0000 Level 3	40.0000 Level 4	50.0000 Level 5	125.0000 Level 6	Curve	Coefficients b	m1	m2	%RSD or R^2
	250.0000 Level 7										
90 4-Isopropyltoluene	3.47438	3.19495	3.70503	3.46348	3.32533	3.24403					
	3.30760						AVRG		3.38783		5.14166
91 1,3-Dichlorobenzene	1.78672	1.60376	1.72036	1.65997	1.61333	1.59329					
	1.62182						AVRG		1.65704		4.33004
93 1,4-Dichlorobenzene	1.84532	1.64867	1.74100	1.69143	1.65109	1.64003					
	1.66225						AVRG		1.69711		4.36085
94 n-Butylbenzene	3.31750	2.96295	3.53787	3.20868	3.11505	3.00355					
	3.08114						AVRG		3.17525		6.29714
95 1,2-Dichlorobenzene	1.72030	1.57345	1.70049	1.64324	1.62166	1.53759					
	1.52629						AVRG		1.61757		4.70675
96 1,2-Dibromo-3-chloropropane	0.20448	0.20623	0.25493	0.24937	0.28222	0.23535					
	0.22408						AVRG		0.23667		11.81655
97 1,2,4-Trichlorobenzene	1.15559	1.14639	1.33955	1.23105	1.26635	1.06946					
	1.24584						AVRG		1.20775		7.43726

TestAmerica Pittsburgh

INITIAL CALIBRATION DATA

Start Cal Date : 28-JUN-2008 10:14
End Cal Date : 28-JUN-2008 12:40
Quant Method : ISTD
Target Version : 4.14
Integrator : HP RTE
Method file : \\pitsvr06\d\chem\hp3.i\3062808d.b\8260bsoil.m
Last Edit : 28-Jun-2008 13:00 hp3.i

Compound	5.0000 Level 1	10.0000 Level 2	25.0000 Level 3	40.0000 Level 4	50.0000 Level 5	125.0000 Level 6	Curve	Coefficients b	m1	m2	%RSD or R^2	
	250.0000 Level 7											
98 Hexachlorobutadiene	0.49012	0.49430	0.67532	0.58329	0.58011	0.51680						
	0.70191						AVRG		0.57741		14.71733	
99 Naphthalene	3.03492	2.94999	3.35986	3.12489	3.34568	2.58029						
	2.66834						AVRG		3.00914		10.09695	
100 1,2,3-Trichlorobenzene	1.00246	0.98647	1.18560	1.07458	1.08954	0.92218						
	1.12104						AVRG		1.05455		8.48939	
101 Tetrahydrothiophene	+++++	+++++	+++++	+++++	+++++	+++++						
	+++++						AVRG		0.000e+000		0.000e+000	<-
102 Cyclohexanone	+++++	+++++	+++++	+++++	+++++	+++++						
	+++++						AVRG		0.000e+000		0.000e+000	<-
104 1,4-Dichlorobutane	+++++	+++++	+++++	+++++	+++++	+++++						
	+++++						AVRG		0.000e+000		0.000e+000	<-
105 1-Chlorohexane	+++++	+++++	+++++	+++++	+++++	+++++						
	+++++						AVRG		0.000e+000		0.000e+000	<-

TestAmerica Pittsburgh

INITIAL CALIBRATION DATA

Start Cal Date : 28-JUN-2008 10:14
End Cal Date : 28-JUN-2008 12:40
Quant Method : ISTD
Target Version : 4.14
Integrator : HP RTE
Method file : \\pitsvr06\d\chem\hp3.i\3062808d.b\8260bsoil.m
Last Edit : 28-Jun-2008 13:00 hp3.i

Compound	5.0000 Level 1 / 250.0000 Level 7	10.0000 Level 2	25.0000 Level 3	40.0000 Level 4	50.0000 Level 5	125.0000 Level 6	Curve	Coefficients b	Coefficients m1	Coefficients m2	%RSD or R^2	
165 1,3,5-Trichlorobenzene	+++++ / +++++	+++++	+++++	+++++	+++++	+++++	AVRG		0.000e+000		0.000e+000	<-
$ 39 Dibromofluoromethane	0.25469 / 0.20484	0.23267	0.23106	0.22274	0.23183	0.22099	AVRG		0.22840		6.61691	
$ 43 1,2-Dichloroethane-d4	0.32375 / 0.24959	0.29739	0.29052	0.27900	0.27940	0.26855	AVRG		0.28403		8.22063	
$ 59 Toluene-d8	5.10553 / 4.19125	4.68635	4.59988	4.45646	4.29820	4.35819	AVRG		4.52798		6.77073	
$ 80 Bromofluorobenzene	2.00961 / 1.60518	1.86852	1.79855	1.71626	1.70712	1.70529	AVRG		1.77293		7.49933	

TestAmerica Pittsburgh

INITIAL CALIBRATION DATA

Start Cal Date : 28-JUN-2008 10:14
End Cal Date : 28-JUN-2008 12:40
Quant Method : ISTD
Target Version : 4.14
Integrator : HP RTE
Method file : \\pitsvr06\d\chem\hp3.i\3062808d.b\8260bsoil.m
Last Edit : 28-Jun-2008 13:00 hp3.i

Curve	Formula	Units
Averaged	Amt = Rsp/m1	Response
Quad	Amt = b + m1*Rsp + m2*Rsp^2	Response

5A

VOLATILE ORGANIC INSTRUMENT PERFORMANCE CHECK
BROMOFLUOROBENZENE (BFB)

Lab Name: TESTAMERICA PITTSBURGH Contract:

Lab Code: TA Case No.: SAS No.: SDG No.: C8H150236

Lab File ID: CF30818 BFB Injection Date: 08/18/08

Instrument ID: HP3 BFB Injection Time: 0452

GC Column: DB624 20M ID: 0.18 (mm) Heated Purge: (Y/N) Y

m/e	ION ABUNDANCE CRITERIA	% RELATIVE ABUNDANCE
50	15.0 - 40.0% of mass 95	17.6
75	30.0 - 60.0% of mass 95	46.9
95	Base Peak, 100% relative abundance	100.0
96	5.0 - 9.0% of mass 95	6.8
173	Less than 2.0% of mass 174	0.0 (0.0)1
174	50.0 - 100.0% of mass 95	75.6
175	5.0 - 9.0% of mass 174	5.7 (7.5)1
176	95.0 - 101.0% of mass 174	72.0 (95.2)1
177	5.0 - 9.0% of mass 176	4.1 (5.8)2

1-Value is % mass 174 2-Value is % mass 176

THIS CHECK APPLIES TO THE FOLLOWING SAMPLES, MS, MSD, BLANKS, AND STANDARDS:

	EPA SAMPLE NO.	LAB SAMPLE ID	LAB FILE ID	DATE ANALYZED	TIME ANALYZED
01	VSTD40	VSTD40	CC30818	08/18/08	0523
02	INTRA-LAB BL	KVADX1AA	3081801	08/18/08	0610
03	INTRA-LAB CH	KVADX1AC	3081804	08/18/08	0725
04	TP-11-06	KT8EG1A5	3081816	08/18/08	1235
05	TP-5-06	KT8ET1A6	3081817	08/18/08	1300
06	TP-16-05	KT8EW1A5	3081818	08/18/08	1325
07	TP-10-0506	KT8E41AH	3081819	08/18/08	1350
08	TP-9-0405	KT8E81AG	3081820	08/18/08	1415
09	TP-13-0506	KT8FD1AG	3081821	08/18/08	1440
10	TP-7-0506	KT8FH1AH	3081822	08/18/08	1504
11	TP-20-0506	KT8FK1A6	3081823	08/18/08	1529
12	TP-8-0506	KT8FL1AG	3081824	08/18/08	1554
13					
14					
15					
16					
17					
18					
19					
20					
21					
22					

TestAmerica Pittsburgh

CONTINUING CALIBRATION COMPOUNDS

Instrument ID: hp3.i
Lab File ID: CC30818.D
Analysis Type: SOIL
Lab Sample ID: vstd40
Method: \\pitsvr06\d\chem\hp3.i\3081808d.b\8260bsoil.m

Injection Date: 18-AUG-2008 05:23
Init. Cal. Date(s): 28-JUN-2008 30-JUN-2008
Init. Cal. Times: 10:14 08:12
Quant Type: ISTD

COMPOUND	RRF / AMOUNT	RF40	CCAL RRF40	MIN RRF	%D / %DRIFT	MAX %D / %DRIFT	CURVE TYPE	
$ 39 Dibromofluoromethane	0.22840	0.23903	0.23903	0.010	-4.65240	25.00000	Averaged	
$ 43 1,2-Dichloroethane-d4	0.28403	0.32876	0.32876	0.010	-15.74707	25.00000	Averaged	
$ 59 Toluene-d8	4.52798	4.70715	4.70715	0.010	-3.95693	25.00000	Averaged	
$ 80 Bromofluorobenzene	1.77293	1.81250	1.81250	0.010	-2.23200	25.00000	Averaged	
1 Dichlorodifluoromethane	0.29973	0.20025	0.20025	0.010	33.19172	25.00000	Averaged	<-
2 Chloromethane	0.38365	0.31492	0.31492	0.100	17.91384	25.00000	Averaged	
3 Vinyl Chloride	0.44515	0.35787	0.35787	0.010	19.60705	20.00000	Averaged	
4 Bromomethane	0.10681	0.10195	0.10195	0.010	4.54627	25.00000	Averaged	
5 Chloroethane	0.13242	0.11488	0.11488	0.010	13.24692	25.00000	Averaged	
166 Trichlorofluoromethane	0.20850	0.21148	0.21148	0.010	-1.43145	25.00000	Averaged	
10 1,1,2-trichloro-1,2,2-trifl	0.26180	0.22775	0.22775	0.010	13.00501	25.00000	Averaged	
12 1,1-Dichloroethene	0.26335	0.24279	0.24279	0.010	7.80605	20.00000	Averaged	
15 Carbon Disulfide	0.86492	0.66721	0.66721	0.010	22.85923	25.00000	Averaged	
13 Acetone	200	139	0.08900	0.010	30.69789	0.000e+000	Quadratic	
18 Methylene Chloride	200	188	0.28997	0.010	6.23245	0.000e+000	Quadratic	
19 trans-1,2-Dichloroethene	0.30055	0.27929	0.27929	0.010	7.07550	25.00000	Averaged	
20 Methyl tert-butyl ether	0.92487	0.85410	0.85410	0.010	7.65191	25.00000	Averaged	
24 1,1-Dichloroethane	0.55459	0.52890	0.52890	0.100	4.63238	25.00000	Averaged	
27 2,2-Dichloropropane	0.33248	0.26841	0.26841	0.010	19.27115	25.00000	Averaged	
28 cis-1,2-dichloroethene	0.31907	0.29610	0.29610	0.010	7.19824	25.00000	Averaged	
M 29 1,2-Dichloroethene (total)	0.30981	0.28769	0.28769	0.010	7.13870	25.00000	Averaged	
30 Bromochloromethane	0.13540	0.12491	0.12491	0.010	7.74804	25.00000	Averaged	
31 2-Butanone	0.16327	0.16297	0.16297	0.010	0.18104	25.00000	Averaged	
37 Chloroform	0.48194	0.44855	0.44855	0.010	6.92761	20.00000	Averaged	
38 1,1,1-Trichloroethane	0.38568	0.35117	0.35117	0.010	8.94855	25.00000	Averaged	
40 1,1-Dichloropropene	0.40639	0.37733	0.37733	0.010	7.15050	25.00000	Averaged	
41 Carbon Tetrachloride	0.32805	0.30546	0.30546	0.010	6.88455	25.00000	Averaged	
42 Benzene	1.18949	1.15490	1.15490	0.010	2.90796	25.00000	Averaged	
45 1,2-Dichloroethane	0.36325	0.37019	0.37019	0.010	-1.91040	25.00000	Averaged	
47 Trichloroethene	0.27374	0.25376	0.25376	0.010	7.29890	25.00000	Averaged	
49 1,2-Dichloropropane	0.28621	0.29655	0.29655	0.010	-3.61239	20.00000	Averaged	
50 Dibromomethane	0.14881	0.14899	0.14899	0.010	-0.11745	25.00000	Averaged	
53 Bromodichloromethane	0.31497	0.32126	0.32126	0.010	-1.99486	25.00000	Averaged	
57 cis-1,3-Dichloropropene	0.39855	0.42743	0.42743	0.010	-7.24573	25.00000	Averaged	
58 4-Methyl-2-Pentanone	1.60277	1.60871	1.60871	0.010	-0.37069	25.00000	Averaged	
60 Toluene	5.60627	5.12682	5.12682	0.010	8.55206	20.00000	Averaged	
61 trans-1,3-Dichloropropene	1.74011	1.83186	1.83186	0.010	-5.27283	25.00000	Averaged	
63 1,3-Dichloropropane	1.85095	1.90099	1.90099	0.010	-2.70366	25.00000	Averaged	
64 1,1,2-Trichloroethane	1.01440	1.04497	1.04497	0.010	-3.01293	25.00000	Averaged	
65 Tetrachloroethene	1.03973	1.04475	1.04475	0.010	-0.48269	25.00000	Averaged	
66 2-Hexanone	1.03703	1.13938	1.13938	0.010	-9.86915	25.00000	Averaged	
67 Dibromochloromethane	1.00245	0.97102	0.97102	0.010	3.13598	25.00000	Averaged	
68 1,2-Dibromoethane	1.02690	1.03061	1.03061	0.010	-0.36181	25.00000	Averaged	

TestAmerica Pittsburgh

CONTINUING CALIBRATION COMPOUNDS

Instrument ID: hp3.i
Lab File ID: CC30818.D
Analysis Type: SOIL
Lab Sample ID: vstd40
Method: \\pitsvr06\d\chem\hp3.i\3081808d.b\8260bsoil.m

Injection Date: 18-AUG-2008 05:23
Init. Cal. Date(s): 28-JUN-2008 30-JUN-2008
Init. Cal. Times: 10:14 08:12
Quant Type: ISTD

COMPOUND	RRF / AMOUNT	RF40	CCAL RRF40	MIN RRF	%D / %DRIFT	MAX %D / %DRIFT	CURVE TYPE
70 Chlorobenzene	3.33870	3.12604	3.12604	0.300	6.36961	25.00000	Averaged
71 1,1,1,2-Tetrachloroethane	1.20896	1.06205	1.06205	0.010	12.15201	25.00000	Averaged
72 Ethylbenzene	1.94786	1.80497	1.80497	0.010	7.33573	20.00000	Averaged
73 m + p-Xylene	2.39520	2.24509	2.24509	0.010	6.26721	25.00000	Averaged
74 Xylene-o	2.51767	2.22681	2.22681	0.010	11.55295	25.00000	Averaged
76 Styrene	3.99137	3.74383	3.74383	0.010	6.20180	25.00000	Averaged
77 Bromoform	0.73290	0.70158	0.70158	0.100	4.27315	25.00000	Averaged
78 Isopropylbenzene	6.55213	5.94015	5.94015	0.010	9.34022	25.00000	Averaged
79 Bromobenzene	0.81219	0.78632	0.78632	0.010	3.18486	25.00000	Averaged
81 n-Propylbenzene	1.00880	0.96275	0.96275	0.010	4.56545	25.00000	Averaged
82 2-Chlorotoluene	0.83164	0.75353	0.75353	0.010	9.39311	25.00000	Averaged
83 1,1,2,2-Tetrachloroethane	1.70570	1.61033	1.61033	0.300	5.59134	25.00000	Averaged
84 1,2,3-Trichloropropane	0.30187	0.31109	0.31109	0.010	-3.05641	25.00000	Averaged
85 4-Chlorotoluene	0.80999	0.76076	0.76076	0.010	6.07734	25.00000	Averaged
86 1,3,5-Trimethylbenzene	3.09755	2.97657	2.97657	0.010	3.90559	25.00000	Averaged
87 tert-Butylbenzene	2.58468	2.55093	2.55093	0.010	1.30565	25.00000	Averaged
88 1,2,4-Trimethylbenzene	3.11718	2.97516	2.97516	0.010	4.55610	25.00000	Averaged
89 sec-Butylbenzene	3.93224	3.83892	3.83892	0.010	2.37318	25.00000	Averaged
90 4-Isopropyltoluene	3.38783	3.27441	3.27441	0.010	3.34766	25.00000	Averaged
91 1,3-Dichlorobenzene	1.65704	1.55025	1.55025	0.010	6.44425	25.00000	Averaged
93 1,4-Dichlorobenzene	1.69711	1.55514	1.55514	0.010	8.36573	25.00000	Averaged
94 n-Butylbenzene	3.17525	3.01038	3.01038	0.010	5.19220	25.00000	Averaged
95 1,2-Dichlorobenzene	1.61757	1.50406	1.50406	0.010	7.01738	25.00000	Averaged
96 1,2-Dibromo-3-chloropropane	0.23667	0.21514	0.21514	0.010	9.09492	25.00000	Averaged
97 1,2,4-Trichlorobenzene	1.20775	1.08697	1.08697	0.010	10.00020	25.00000	Averaged
98 Hexachlorobutadiene	0.57741	0.50517	0.50517	0.010	12.51083	25.00000	Averaged
99 Naphthalene	3.00914	2.90270	2.90270	0.010	3.53734	25.00000	Averaged
100 1,2,3-Trichlorobenzene	1.05455	0.99431	0.99431	0.010	5.71236	25.00000	Averaged
156 Methyl Acetate	0.29127	0.28429	0.28429	0.010	2.39586	25.00000	Averaged
157 Cyclohexane	0.62477	0.53878	0.53878	0.010	13.76324	25.00000	Averaged
158 Methyl Cyclohexane	0.61635	0.53760	0.53760	0.010	12.77800	25.00000	Averaged
M 75 Xylenes (total)	2.43602	2.23899	2.23899	0.010	8.08818	25.00000	Averaged

5A

VOLATILE ORGANIC INSTRUMENT PERFORMANCE CHECK
BROMOFLUOROBENZENE (BFB)

Lab Name: TESTAMERICA PITTSBURGH Contract:

Lab Code: TA Case No.: SAS No.: SDG No.: C8H150236

Lab File ID: BF30819 BFB Injection Date: 08/19/08

Instrument ID: HP3 BFB Injection Time: 0413

GC Column: DB624 20M ID: 0.18 (mm) Heated Purge: (Y/N) Y

m/e	ION ABUNDANCE CRITERIA	% RELATIVE ABUNDANCE
50	15.0 - 40.0% of mass 95	18.7
75	30.0 - 60.0% of mass 95	48.5
95	Base Peak, 100% relative abundance	100.0
96	5.0 - 9.0% of mass 95	6.6
173	Less than 2.0% of mass 174	0.0 (0.0)1
174	50.0 - 100.0% of mass 95	71.7
175	5.0 - 9.0% of mass 174	5.0 (7.0)1
176	95.0 - 101.0% of mass 174	69.7 (97.2)1
177	5.0 - 9.0% of mass 176	4.7 (6.7)2

1-Value is % mass 174 2-Value is % mass 176

THIS CHECK APPLIES TO THE FOLLOWING SAMPLES, MS, MSD, BLANKS, AND STANDARDS:

	EPA SAMPLE NO.	LAB SAMPLE ID	LAB FILE ID	DATE ANALYZED	TIME ANALYZED
01	VSTD40	VSTD40	1C30819	08/19/08	0523
02	INTRA-LAB BL	KVCV51AA	3081901	08/19/08	0600
03	TP-19-0506	KT8G01AG	3081902	08/19/08	0626
04	TP-6-0506	KT8G11AG	3081903	08/19/08	0651
05	INTRA-LAB CH	KVCV51AC	3081904	08/19/08	0716
06	TP-19-0506	KT8G01A6	3081905	08/19/08	0740
07	TP-19-0506	KT8G01A7	3081906	08/19/08	0805
08	TP-3-0506	KT8G31AH	3081908	08/19/08	0858
09	TP-1-0506	KT8G51AG	3081911	08/19/08	1014
10	TP-14-0506	KT8G61AG	3081914	08/19/08	1131
11	TP-15-0506	KT8HG1A7	3081917	08/19/08	1246
12	TP-2-0708	KT8HJ1AG	3081919	08/19/08	1337
13	TP-18-0607	KT8HN1A6	3081921	08/19/08	1427
14	TP-12-0708	KT8H01AG	3081922	08/19/08	1452
15	TP-4-0506	KT8JD1AG	3081923	08/19/08	1516
16	TP-17-0506	KT8JE1A6	3081924	08/19/08	1541
17					
18					
19					
20					
21					
22					

TestAmerica Pittsburgh

CONTINUING CALIBRATION COMPOUNDS

Instrument ID: hp3.i
Lab File ID: 1C30819.D
Analysis Type: SOIL
Lab Sample ID: vstd40
Method: \\pitsvr06\d\chem\hp3.i\3081908d.b\8260bsoil.m

Injection Date: 19-AUG-2008 05:23
Init. Cal. Date(s): 28-JUN-2008 30-JUN-2008
Init. Cal. Times: 10:14 08:12
Quant Type: ISTD

COMPOUND	RRF / AMOUNT	RF40	CCAL RRF40	MIN RRF	%D / %DRIFT	MAX %D / %DRIFT	CURVE TYPE	
$ 39 Dibromofluoromethane	0.22840	0.22551	0.22551	0.010	1.26876	25.00000	Averaged	
$ 43 1,2-Dichloroethane-d4	0.28403	0.29336	0.29336	0.010	-3.28447	25.00000	Averaged	
$ 59 Toluene-d8	4.52798	4.31019	4.31019	0.010	4.80995	25.00000	Averaged	
$ 80 Bromofluorobenzene	1.77293	1.68699	1.68699	0.010	4.84718	25.00000	Averaged	
1 Dichlorodifluoromethane	0.29973	0.19467	0.19467	0.010	35.05188	25.00000	Averaged	<-
2 Chloromethane	0.38365	0.33129	0.33129	0.100	13.64834	25.00000	Averaged	
3 Vinyl Chloride	0.44515	0.37290	0.37290	0.010	16.22926	20.00000	Averaged	
4 Bromomethane	0.10681	0.10744	0.10744	0.010	-0.59025	25.00000	Averaged	
5 Chloroethane	0.13242	0.13008	0.13008	0.010	1.77131	25.00000	Averaged	
166 Trichlorofluoromethane	0.20850	0.22732	0.22732	0.010	-9.02750	25.00000	Averaged	
10 1,1,2-trichloro-1,2,2-trifl	0.26180	0.24688	0.24688	0.010	5.69964	25.00000	Averaged	
12 1,1-Dichloroethene	0.26335	0.25230	0.25230	0.010	4.19741	20.00000	Averaged	
15 Carbon Disulfide	0.86492	0.70928	0.70928	0.010	17.99530	25.00000	Averaged	
13 Acetone	200	124	0.08129	0.010	37.84462	0.000e+000	Quadratic	
18 Methylene Chloride	200	201	0.30975	0.010	-0.63498	0.000e+000	Quadratic	
19 trans-1,2-Dichloroethene	0.30055	0.29150	0.29150	0.010	3.01135	25.00000	Averaged	
20 Methyl tert-butyl ether	0.92487	0.87769	0.87769	0.010	5.10061	25.00000	Averaged	
24 1,1-Dichloroethane	0.55459	0.56821	0.56821	0.100	-2.45567	25.00000	Averaged	
27 2,2-Dichloropropane	0.33248	0.29975	0.29975	0.010	9.84480	25.00000	Averaged	
28 cis-1,2-dichloroethene	0.31907	0.31770	0.31770	0.010	0.42813	25.00000	Averaged	
M 29 1,2-Dichloroethene (total)	0.30981	0.30460	0.30460	0.010	1.68114	25.00000	Averaged	
30 Bromochloromethane	0.13540	0.13454	0.13454	0.010	0.63374	25.00000	Averaged	
31 2-Butanone	0.16327	0.14169	0.14169	0.010	13.21343	25.00000	Averaged	
37 Chloroform	0.48194	0.48897	0.48897	0.010	-1.45892	20.00000	Averaged	
38 1,1,1-Trichloroethane	0.38568	0.39060	0.39060	0.010	-1.27675	25.00000	Averaged	
40 1,1-Dichloropropene	0.40639	0.41078	0.41078	0.010	-1.08180	25.00000	Averaged	
41 Carbon Tetrachloride	0.32805	0.33489	0.33489	0.010	-2.08784	25.00000	Averaged	
42 Benzene	1.18949	1.21770	1.21770	0.010	-2.37185	25.00000	Averaged	
45 1,2-Dichloroethane	0.36325	0.38932	0.38932	0.010	-7.17736	25.00000	Averaged	
47 Trichloroethene	0.27374	0.27529	0.27529	0.010	-0.56474	25.00000	Averaged	
49 1,2-Dichloropropane	0.28621	0.31432	0.31432	0.010	-9.82089	20.00000	Averaged	
50 Dibromomethane	0.14881	0.15316	0.15316	0.010	-2.92228	25.00000	Averaged	
53 Bromodichloromethane	0.31497	0.34129	0.34129	0.010	-8.35599	25.00000	Averaged	
57 cis-1,3-Dichloropropene	0.39855	0.43262	0.43262	0.010	-8.54802	25.00000	Averaged	
58 4-Methyl-2-Pentanone	1.60277	1.33697	1.33697	0.010	16.58407	25.00000	Averaged	
60 Toluene	5.60627	5.37416	5.37416	0.010	4.14020	20.00000	Averaged	
61 trans-1,3-Dichloropropene	1.74011	1.82773	1.82773	0.010	-5.03572	25.00000	Averaged	
63 1,3-Dichloropropane	1.85095	1.91385	1.91385	0.010	-3.39823	25.00000	Averaged	
64 1,1,2-Trichloroethane	1.01440	1.02539	1.02539	0.010	-1.08345	25.00000	Averaged	
65 Tetrachloroethene	1.03973	1.00929	1.00929	0.010	2.92763	25.00000	Averaged	
66 2-Hexanone	1.03703	0.94292	0.94292	0.010	9.07505	25.00000	Averaged	
67 Dibromochloromethane	1.00245	1.00158	1.00158	0.010	0.08691	25.00000	Averaged	
68 1,2-Dibromoethane	1.02690	1.00578	1.00578	0.010	2.05576	25.00000	Averaged	

TestAmerica Pittsburgh

CONTINUING CALIBRATION COMPOUNDS

Instrument ID: hp3.i
Lab File ID: 1C30819.D
Analysis Type: SOIL
Lab Sample ID: vstd40
Method: \\pitsvr06\d\chem\hp3.i\3081908d.b\8260bsoil.m

Injection Date: 19-AUG-2008 05:23
Init. Cal. Date(s): 28-JUN-2008 30-JUN-2008
Init. Cal. Times: 10:14 08:12
Quant Type: ISTD

COMPOUNDS	RRF / AMOUNT	RF40	CCAL RRF40	MIN RRF	%D / %DRIFT	MAX %D / %DRIFT	CURVE TYPE
Chlorobenzene	3.33870	3.36222	3.36222	0.300	-0.70458	25.00000	Averaged
1,1,1,2-Tetrachloroethane	1.20896	1.15611	1.15611	0.010	4.37151	25.00000	Averaged
Ethylbenzene	1.94786	1.93480	1.93480	0.010	0.67074	20.00000	Averaged
m,p-Xylene	2.39520	2.38237	2.38237	0.010	0.53550	25.00000	Averaged
Xylene-o	2.51767	2.41063	2.41063	0.010	4.25153	25.00000	Averaged
Styrene	3.99137	4.00991	4.00991	0.010	-0.46465	25.00000	Averaged
Bromoform	0.73290	0.68673	0.68673	0.100	6.29984	25.00000	Averaged
Isopropylbenzene	6.55213	6.39242	6.39242	0.010	2.43756	25.00000	Averaged
Bromobenzene	0.81219	0.88799	0.88799	0.010	-9.33221	25.00000	Averaged
n-Propylbenzene	1.00880	1.08667	1.08667	0.010	-7.71866	25.00000	Averaged
2-Chlorotoluene	0.83164	0.86269	0.86269	0.010	-3.73353	25.00000	Averaged
1,1,2,2-Tetrachloroethane	1.70570	1.53714	1.53714	0.300	9.88237	25.00000	Averaged
1,2,3-Trichloropropane	0.30187	0.29494	0.29494	0.010	2.29306	25.00000	Averaged
4-Chlorotoluene	0.80999	0.88144	0.88144	0.010	-8.82165	25.00000	Averaged
1,3,5-Trimethylbenzene	3.09755	3.34260	3.34260	0.010	-7.91085	25.00000	Averaged
tert-Butylbenzene	2.58468	2.88499	2.88499	0.010	-11.61895	25.00000	Averaged
1,2,4-Trimethylbenzene	3.11718	3.41457	3.41457	0.010	-9.54042	25.00000	Averaged
sec-Butylbenzene	3.93224	4.32636	4.32636	0.010	-10.02284	25.00000	Averaged
4-Isopropyltoluene	3.38783	3.69601	3.69601	0.010	-9.09677	25.00000	Averaged
1,3-Dichlorobenzene	1.65704	1.76489	1.76489	0.010	-6.50852	25.00000	Averaged
1,4-Dichlorobenzene	1.69711	1.77824	1.77824	0.010	-4.78005	25.00000	Averaged
n-Butylbenzene	3.17525	3.44268	3.44268	0.010	-8.42246	25.00000	Averaged
1,2-Dichlorobenzene	1.61757	1.67156	1.67156	0.010	-3.33769	25.00000	Averaged
1,2-Dibromo-3-chloropropane	0.23667	0.19009	0.19009	0.010	19.68191	25.00000	Averaged
1,2,4-Trichlorobenzene	1.20775	1.25894	1.25894	0.010	-4.23868	25.00000	Averaged
Hexachlorobutadiene	0.57741	0.61797	0.61797	0.010	-7.02397	25.00000	Averaged
Naphthalene	3.00914	2.94110	2.94110	0.010	2.26112	25.00000	Averaged
1,2,3-Trichlorobenzene	1.05455	1.15192	1.15192	0.010	-9.23268	25.00000	Averaged
Methyl Acetate	0.29127	0.23631	0.23631	0.010	18.86774	25.00000	Averaged
Cyclohexane	0.62477	0.59266	0.59266	0.010	5.13928	25.00000	Averaged
Methyl Cyclohexane	0.61635	0.58071	0.58071	0.010	5.78211	25.00000	Averaged
1,3,5-Trichlorobenzene	1.36889	1.49760	1.49760	0.010	-9.40261	50.00000	Averaged
Xylenes (total)	2.43602	2.39179	2.39179	0.010	1.81569	25.00000	Averaged

SW846 8260B METHOD BLANK SUMMARY

BLANK WORKORDER NO.: KVADX1AA

Lab Name: TestAmerica Laboratories, Inc.

Lab Code: TALPIT

SDG Number:

Lab File ID: 3081801.D

Lot Number: C8H150236

Date Analyzed: 08/18/08

Time Analyzed: 06:10

Matrix: SOLID

Date Extracted: 08/18/08

GC Column: RTX-624 ID: .18

Extraction Method: 5030B/8260B

Instrument ID: HP3

Level: (low/med) LOW

THIS METHOD BLANK APPLIES TO THE FOLLOWING SAMPLES, LCS, LCSD, MS , MSD:

	CLIENT ID.	SAMPLE WORK ORDER #	LAB FILE ID	DATE ANALYZED	TIME ANALYZED
01	INTRA-LAB QC	KT6PA1AF	3081802.D	08/18/08	06:35
02	LAB MS/MSD	KT6PA1AH S	3081805.D	08/18/08	07:50
03	LAB MS/MSD	KT6PA1AJ D	3081806.D	08/18/08	08:15
04	TP-11-06	KT8EG1A5	3081816.D	08/18/08	12:35
05	TP-5-06	KT8ET1A6	3081817.D	08/18/08	13:00
06	TP-16-05	KT8EW1A5	3081818.D	08/18/08	13:25
07	TP-10-0506	KT8E41AH	3081819.D	08/18/08	13:50
08	TP-9-0405	KT8E81AG	3081820.D	08/18/08	14:15
09	TP-13-0506	KT8FD1AG	3081821.D	08/18/08	14:40
10	TP-7-0506	KT8FH1AH	3081822.D	08/18/08	15:04
11	TP-20-0506	KT8FK1A6	3081823.D	08/18/08	15:29
12	TP-8-0506	KT8FL1AG	3081824.D	08/18/08	15:54
13	CHECK SAMPLE	KVADX1AC C	3081804.D	08/18/08	07:25
14					
15					
16					
17					
18					
19					
20					
21					
22					
23					
24					
25					
26					
27					
28					
29					
30					

COMMENTS:

FORM IV

METHOD BLANK REPORT

GC/MS Volatiles

Client Lot #...: C8H150236 **Work Order #...:** KVADX1AA **Matrix.....:** SOLID
MB Lot-Sample #: C8H180000-054

Prep Date.....: 08/18/08 **Analysis Time..:** 06:10
Analysis Date..: 08/18/08 **Prep Batch #...:** 8231054 **Final Wgt/Vol..:** 5 mL
Dilution Factor: 1 **Initial Wgt/Vol:** 5 g **Instrument ID..:** HP3
Analyst ID.....: 010099

PARAMETER	RESULT	REPORTING LIMIT	UNITS	METHOD
Acetone	ND	20	ug/kg	SW846 8260B
Benzene	ND	5.0	ug/kg	SW846 8260B
Bromodichloromethane	ND	5.0	ug/kg	SW846 8260B
Bromoform	ND	5.0	ug/kg	SW846 8260B
Bromomethane	ND	5.0	ug/kg	SW846 8260B
2-Butanone	ND	5.0	ug/kg	SW846 8260B
Carbon disulfide	ND	5.0	ug/kg	SW846 8260B
Carbon tetrachloride	ND	5.0	ug/kg	SW846 8260B
Chlorobenzene	ND	5.0	ug/kg	SW846 8260B
Chloroethane	ND	5.0	ug/kg	SW846 8260B
Chloroform	ND	5.0	ug/kg	SW846 8260B
Chloromethane	ND	5.0	ug/kg	SW846 8260B
Cyclohexane	ND	5.0	ug/kg	SW846 8260B
Dibromochloromethane	ND	5.0	ug/kg	SW846 8260B
1,2-Dibromo-3-chloro-propane	ND	5.0	ug/kg	SW846 8260B
1,2-Dibromoethane	ND	5.0	ug/kg	SW846 8260B
1,3-Dichlorobenzene	ND	5.0	ug/kg	SW846 8260B
1,4-Dichlorobenzene	ND	5.0	ug/kg	SW846 8260B
1,2-Dichlorobenzene	ND	5.0	ug/kg	SW846 8260B
Dichlorodifluoromethane	ND	5.0	ug/kg	SW846 8260B
1,1-Dichloroethane	ND	5.0	ug/kg	SW846 8260B
1,2-Dichloroethane	ND	5.0	ug/kg	SW846 8260B
1,1-Dichloroethene	ND	5.0	ug/kg	SW846 8260B
cis-1,2-Dichloroethene	ND	5.0	ug/kg	SW846 8260B
trans-1,2-Dichloroethene	ND	5.0	ug/kg	SW846 8260B
1,2-Dichloropropane	ND	5.0	ug/kg	SW846 8260B
cis-1,3-Dichloropropene	ND	5.0	ug/kg	SW846 8260B
trans-1,3-Dichloropropene	ND	5.0	ug/kg	SW846 8260B
Ethylbenzene	ND	5.0	ug/kg	SW846 8260B
2-Hexanone	ND	5.0	ug/kg	SW846 8260B
Isopropylbenzene	ND	5.0	ug/kg	SW846 8260B
Methyl acetate	ND	5.0	ug/kg	SW846 8260B
Methylene chloride	ND	5.0	ug/kg	SW846 8260B
Methylcyclohexane	ND	5.0	ug/kg	SW846 8260B
4-Methyl-2-pentanone	ND	5.0	ug/kg	SW846 8260B
Methyl tert-butyl ether	ND	5.0	ug/kg	SW846 8260B
Styrene	ND	5.0	ug/kg	SW846 8260B
1,1,2,2-Tetrachloroethane	ND	5.0	ug/kg	SW846 8260B
1,2,4-Trichloro-benzene	ND	5.0	ug/kg	SW846 8260B

(Continued on next page)

METHOD BLANK REPORT

GC/MS Volatiles

Client Lot #...: C8H150236 **Work Order #...:** KVADX1AA **Matrix.....:** SOLID

PARAMETER	RESULT	REPORTING LIMIT	UNITS	METHOD
Tetrachloroethene	ND	5.0	ug/kg	SW846 8260B
1,1,1-Trichloroethane	ND	5.0	ug/kg	SW846 8260B
1,1,2-Trichloroethane	ND	5.0	ug/kg	SW846 8260B
Trichloroethene	ND	5.0	ug/kg	SW846 8260B
Trichlorofluoromethane	ND	5.0	ug/kg	SW846 8260B
1,1,2-Trichloro-1,2,2-trifluoroethane	ND	5.0	ug/kg	SW846 8260B
Vinyl chloride	ND	5.0	ug/kg	SW846 8260B
Xylenes (total)	ND	15	ug/kg	SW846 8260B
Toluene	ND	5.0	ug/kg	SW846 8260B

SURROGATE	PERCENT RECOVERY	RECOVERY LIMITS
1,2-Dichloroethane-d4	102	(52 - 124)
Toluene-d8	87	(72 - 127)
4-Bromofluorobenzene	90	(63 - 120)
Dibromofluoromethane	92	(68 - 121)

NOTE(S):

Calculations are performed before rounding to avoid round-off errors in calculated results.

SW846 8260B METHOD BLANK SUMMARY

BLANK WORKORDER NO.: KVCV51AA

Lab Name: TestAmerica Laboratories, Inc.

Lab Code: TALPIT

SDG Number:

Lab File ID: 3081901.D

Lot Number: C8H150236

Date Analyzed: 08/19/08

Time Analyzed: 06:00

Matrix: SOLID

Date Extracted:08/19/08

GC Column: RTX-624 ID: .18

Extraction Method: 5030B/8260B

Instrument ID: HP3

Level:(low/med) LOW

THIS METHOD BLANK APPLIES TO THE FOLLOWING SAMPLES, LCS, LCSD, MS , MSD:

	CLIENT ID.	SAMPLE WORK ORDER #	LAB FILE ID	DATE ANALYZED	TIME ANALYZED
01	TP-19-0506	KT8G01AG	3081902.D	08/19/08	06:26
02	TP-19-0506	KT8G01A6 S	3081905.D	08/19/08	07:40
03	TP-19-0506	KT8G01A7 D	3081906.D	08/19/08	08:05
04	TP-6-0506	KT8G11AG	3081903.D	08/19/08	06:51
05	TP-3-0506	KT8G31AH	3081908.D	08/19/08	08:58
06	TP-1-0506	KT8G51AG	3081911.D	08/19/08	10:14
07	TP-14-0506	KT8G61AG	3081914.D	08/19/08	11:31
08	TP-15-0506	KT8HG1A7	3081917.D	08/19/08	12:46
09	TP-2-0708	KT8HJ1AG	3081919.D	08/19/08	13:37
10	TP-18-0607	KT8HN1A6	3081921.D	08/19/08	14:27
11	TP-12-0708	KT8H01AG	3081922.D	08/19/08	14:52
12	TP-4-0506	KT8JD1AG	3081923.D	08/19/08	15:16
13	TP-17-0506	KT8JE1A6	3081924.D	08/19/08	15:41
14	CHECK SAMPLE	KVCV51AC C	3081904.D	08/19/08	07:16
15					
16					
17					
18					
19					
20					
21					
22					
23					
24					
25					
26					
27					
28					
29					
30					

COMMENTS:

FORM IV

METHOD BLANK REPORT

GC/MS Volatiles

Client Lot #...: C8H150236 **Work Order #...:** KVCV51AA **Matrix.....:** SOLID
MB Lot-Sample #: C8H190000-055

Prep Date.....: 08/19/08 **Analysis Time..:** 06:00
Analysis Date..: 08/19/08 **Prep Batch #...:** 8232055 **Final Wgt/Vol..:** 5 mL
Dilution Factor: 1 **Initial Wgt/Vol:** 5 g **Instrument ID..:** HP3
Analyst ID.....: 010099

PARAMETER	RESULT	REPORTING LIMIT	UNITS	METHOD
Acetone	ND	20	ug/kg	SW846 8260B
Benzene	ND	5.0	ug/kg	SW846 8260B
Bromodichloromethane	ND	5.0	ug/kg	SW846 8260B
Bromoform	ND	5.0	ug/kg	SW846 8260B
Bromomethane	ND	5.0	ug/kg	SW846 8260B
2-Butanone	ND	5.0	ug/kg	SW846 8260B
Carbon disulfide	ND	5.0	ug/kg	SW846 8260B
Carbon tetrachloride	ND	5.0	ug/kg	SW846 8260B
Chlorobenzene	ND	5.0	ug/kg	SW846 8260B
Chloroethane	ND	5.0	ug/kg	SW846 8260B
Chloroform	ND	5.0	ug/kg	SW846 8260B
Chloromethane	ND	5.0	ug/kg	SW846 8260B
Cyclohexane	ND	5.0	ug/kg	SW846 8260B
Dibromochloromethane	ND	5.0	ug/kg	SW846 8260B
1,2-Dibromo-3-chloro-propane	ND	5.0	ug/kg	SW846 8260B
1,2-Dibromoethane	ND	5.0	ug/kg	SW846 8260B
1,3-Dichlorobenzene	ND	5.0	ug/kg	SW846 8260B
1,4-Dichlorobenzene	ND	5.0	ug/kg	SW846 8260B
1,2-Dichlorobenzene	ND	5.0	ug/kg	SW846 8260B
Dichlorodifluoromethane	ND	5.0	ug/kg	SW846 8260B
1,1-Dichloroethane	ND	5.0	ug/kg	SW846 8260B
1,2-Dichloroethane	ND	5.0	ug/kg	SW846 8260B
1,1-Dichloroethene	ND	5.0	ug/kg	SW846 8260B
cis-1,2-Dichloroethene	ND	5.0	ug/kg	SW846 8260B
trans-1,2-Dichloroethene	ND	5.0	ug/kg	SW846 8260B
1,2-Dichloropropane	ND	5.0	ug/kg	SW846 8260B
cis-1,3-Dichloropropene	ND	5.0	ug/kg	SW846 8260B
trans-1,3-Dichloropropene	ND	5.0	ug/kg	SW846 8260B
Ethylbenzene	ND	5.0	ug/kg	SW846 8260B
2-Hexanone	ND	5.0	ug/kg	SW846 8260B
Isopropylbenzene	ND	5.0	ug/kg	SW846 8260B
Methyl acetate	ND	5.0	ug/kg	SW846 8260B
Methylene chloride	ND	5.0	ug/kg	SW846 8260B
Methylcyclohexane	ND	5.0	ug/kg	SW846 8260B
4-Methyl-2-pentanone	ND	5.0	ug/kg	SW846 8260B
Methyl tert-butyl ether	ND	5.0	ug/kg	SW846 8260B
Styrene	ND	5.0	ug/kg	SW846 8260B
1,1,2,2-Tetrachloroethane	ND	5.0	ug/kg	SW846 8260B
1,2,4-Trichloro-benzene	ND	5.0	ug/kg	SW846 8260B

(Continued on next page)

METHOD BLANK REPORT

GC/MS Volatiles

Client Lot #...: C8H150236 **Work Order #...:** KVCV51AA **Matrix.....:** SOLID

PARAMETER	RESULT	REPORTING LIMIT	UNITS	METHOD
Tetrachloroethene	ND	5.0	ug/kg	SW846 8260B
1,1,1-Trichloroethane	ND	5.0	ug/kg	SW846 8260B
1,1,2-Trichloroethane	ND	5.0	ug/kg	SW846 8260B
Trichloroethene	ND	5.0	ug/kg	SW846 8260B
Trichlorofluoromethane	ND	5.0	ug/kg	SW846 8260B
1,1,2-Trichloro-1,2,2-trifluoroethane	ND	5.0	ug/kg	SW846 8260B
Vinyl chloride	ND	5.0	ug/kg	SW846 8260B
Xylenes (total)	ND	15	ug/kg	SW846 8260B
Toluene	ND	5.0	ug/kg	SW846 8260B

SURROGATE	PERCENT RECOVERY	RECOVERY LIMITS
1,2-Dichloroethane-d4	101	(52 - 124)
Toluene-d8	85	(72 - 127)
4-Bromofluorobenzene	86	(63 - 120)
Dibromofluoromethane	96	(68 - 121)

NOTE(S):

Calculations are performed before rounding to avoid round-off errors in calculated results.

SW846 8260B SURROGATE RECOVERY

Lab Name: TestAmerica Laboratories, Inc. Client: Tetra Tech NUS, Inc

Lab Code: TALPIT SDG No:

Lot #: C8H150236

Extraction: XXA15QK01

	CLIENT ID.	SRG01	SRG02	SRG03	SRG04	TOT OUT
01	INTRA-LAB QC	96	90	85	94	00
02	TP-11-06	107	87	93	102	00
03	TP-5-06	104	92	93	101	00
04	TP-16-05	104	89	95	101	00
05	TP-10-0506	103	89	90	99	00
06	TP-9-0405	104	91	91	97	00
07	TP-13-0506	103	92	92	100	00
08	TP-7-0506	105	92	93	100	00
09	TP-20-0506	103	92	93	102	00
10	TP-8-0506	104	91	93	101	00
11	TP-19-0506	92	88	84	91	00
12	TP-6-0506	93	91	84	93	00
13	TP-3-0506	100	93	92	97	00
14	TP-1-0506	95	94	87	94	00
15	TP-14-0506	101	94	90	94	00
16	TP-15-0506	100	92	86	95	00
17	TP-2-0708	103	91	87	96	00
18	TP-18-0607	103	92	88	96	00
19	TP-12-0708	103	92	90	96	00
20	TP-4-0506	104	94	93	98	00
21	TP-17-0506	105	95	91	97	00
22	METHOD BLK. KVADX1AA	102	87	90	92	00
23	METHOD BLK. KVCV51AA	101	85	86	96	00
24	LCS KVADX1AC	96	85	83	89	00
25	LCS KVCV51AC	93	84	85	89	00
26	LAB MS/MSD D	95	86	84	89	00
27	TP-19-0506 D	91	83	80	85	00

\# Column to be used to flag recovery values
* Values outside of required QC Limits
D System monitoring Compound diluted out

FORM II

SW846 8260B SURROGATE RECOVERY

Lab Name: TestAmerica Laboratories, Inc. Client: Tetra Tech NUS, Inc

Lab Code: TALPIT SDG No:

Lot #: C8H150236

Extraction: XXA15QK01

	CLIENT ID.	SRG01	SRG02	SRG03	SRG04	TOT OUT
01	LAB MS/MSD S	93	87	84	89	00
02	TP-19-0506 S	99	87	87	92	00

SURROGATES		QC LIMITS
SRG01	= 1,2-Dichloroethane-d4	(52-124)
SRG02	= Toluene-d8	(72-127)
SRG03	= 4-Bromofluorobenzene	(63-120)
SRG04	= Dibromofluoromethane	(68-121)

\# Column to be used to flag recovery values
* Values outside of required QC Limits
D System monitoring Compound diluted out

FORM II

SW846 8260B CHECK SAMPLE RECOVERY

Lab Name: TestAmerica Laboratories, Inc. Client: Tetra Tech NUS, Inc

Lab Code: TALPIT SDG No:

Lot #: C8H180000 WO #: KVADX1AC

BATCH: 8231054

COMPOUND	SPIKE ADDED (ug/kg)	SAMPLE CONCENT. (ug/kg)	% REC	QC LIMITS REC	QUAL
1,1-Dichloroethene	40.0	37.1	93	59- 129	
Trichloroethene	40.0	39.5	99	76- 119	
Benzene	40.0	40.6	102	77- 120	
Toluene	40.0	36.3	91	78- 124	
Chlorobenzene	40.0	38.1	95	79- 120	

NOTES(S):

* Values outside of QC limits

Spike Recovery: 0 out of 5 outside limits

COMMENTS:

FORM III

SW846 8260B CHECK SAMPLE RECOVERY

Lab Name: TestAmerica Laboratories, Inc. Client: Tetra Tech NUS, Inc

Lab Code: TALPIT SDG No:

Lot #: C8H190000 WO #: KVCV51AC
BATCH: 8232055

COMPOUND	SPIKE ADDED (ug/kg)	SAMPLE CONCENT. (ug/kg)	% REC	QC LIMITS REC	QUAL
1,1-Dichloroethene	40.0	36.6	92	59- 129	
Trichloroethene	40.0	39.6	99	76- 119	
Benzene	40.0	39.9	100	77- 120	
Toluene	40.0	35.9	90	78- 124	
Chlorobenzene	40.0	38.1	95	79- 120	

NOTES(S):

* Values outside of QC limits

Spike Recovery: 0 out of 5 outside limits

COMMENTS:

FORM III

SW846 8260B MATRIX SPIKE/MATRIX SPIKE DUPLICATE RECOVERY

Lab Name: TestAmerica Laboratories, Inc. Client: Tetra Tech NUS, Inc

Lab Code: TALPIT SDG No:

Matrix Spike ID: LAB MS/MSD Level: (low/med) LOW

Lot #: C8H140349 WO #: KT6PA1AH
BATCH: 8231054

COMPOUND	SPIKE ADDED (ug/kg)	SAMPLE CONCENT. (ug/kg)	MS CONCENT. (ug/kg)	MS % REC	LIMITS REC	QUAL
1,1-Dichloroethene	41.5	ND	37.6	90	46 - 143	
Trichloroethene	41.5	ND	41.5	100	46 - 141	
Benzene	41.5	ND	41.8	101	49 - 141	
Toluene	41.5	ND	38.9	94	32 - 161	
Chlorobenzene	41.5	ND	40.5	98	47 - 146	

NOTES(S):

Results and reporting limits have been adjusted for dry weight.

Column to be used to flag recovery and RPD values with an asterisk
* Values outside of QC limits

RPD: 0 out of 0 outside limits
Spike Recovery: 0 out of 5 outside limits

COMMENTS:

FORM III

SW846 8260B MATRIX SPIKE/MATRIX SPIKE DUPLICATE RECOVERY

Lab Name: TestAmerica Laboratories, Inc. Client: Tetra Tech NUS, Inc

Lab Code: TALPIT SDG No:

Matrix Spike ID: LAB MS/MSD Level: (low/med) LOW

Lot #: C8H140349 WO #: KT6PA1AJ
BATCH: 8231054

COMPOUND	SPIKE ADDED (ug/kg)	MSD CONCENT. (ug/kg)	MSD % REC	% RPD	QC LIMITS RPD	QC LIMITS REC	QUAL
1,1-Dichloroethene	41.5	37.5	90	0.16	36	46 - 143	
Trichloroethene	41.5	40.9	98	1.3	35	46 - 141	
Benzene	41.5	41.2	99	1.5	38	49 - 141	
Toluene	41.5	38.0	91	2.4	54	32 - 161	
Chlorobenzene	41.5	39.9	96	1.6	32	47 - 146	

NOTES(S):

Results and reporting limits have been adjusted for dry weight.

Column to be used to flag recovery and RPD values with an asterisk
* Values outside of QC limits

RPD: 0 out of 5 outside limits
Spike Recovery: 0 out of 5 outside limits

COMMENTS:

FORM III

SW846 8260B MATRIX SPIKE/MATRIX SPIKE DUPLICATE RECOVERY

Lab Name: TestAmerica Laboratories, Inc. Client: Tetra Tech NUS, Inc

Lab Code: TALPIT SDG No:

Matrix Spike ID: TP-19-0506 Level: (low/med) LOW

Lot #: C8H150236 WO #: KT8G01A6
BATCH: 8232055

COMPOUND	SPIKE ADDED (ug/kg)	SAMPLE CONCENT. (ug/kg)	MS CONCENT. (ug/kg)	MS % REC	LIMITS REC	QUAL
1,1-Dichloroethene	43.5	ND	43.3	99	46 - 143	
Trichloroethene	43.5	ND	47.1	108	46 - 141	
Benzene	43.5	ND	47.6	109	49 - 141	
Toluene	43.5	ND	43.5	100	32 - 161	
Chlorobenzene	43.5	ND	46.3	106	47 - 146	

NOTES(S):

Results and reporting limits have been adjusted for dry weight.

Column to be used to flag recovery and RPD values with an asterisk
* Values outside of QC limits

RPD: 0 out of 0 outside limits
Spike Recovery: 0 out of 5 outside limits

COMMENTS:

FORM III

SW846 8260B MATRIX SPIKE/MATRIX SPIKE DUPLICATE RECOVERY

Lab Name: TestAmerica Laboratories, Inc. Client: Tetra Tech NUS, Inc

Lab Code: TALPIT SDG No:

Matrix Spike ID: TP-19-0506 Level: (low/med) LOW

Lot #: C8H150236 WO #: KT8G01A7
BATCH: 8232055

COMPOUND	SPIKE ADDED (ug/kg)	MSD CONCENT. (ug/kg)	MSD % REC	% RPD	QC LIMITS RPD	QC LIMITS REC	QUAL
1,1-Dichloroethene	43.5	39.4	90	9.5	36	46 - 143	
Trichloroethene	43.5	42.8	98	9.6	35	46 - 141	
Benzene	43.5	42.9	99	10	38	49 - 141	
Toluene	43.5	39.9	92	8.6	54	32 - 161	
Chlorobenzene	43.5	42.1	97	9.4	32	47 - 146	

NOTES (S):

Results and reporting limits have been adjusted for dry weight.

Column to be used to flag recovery and RPD values with an asterisk
* Values outside of QC limits

RPD: 0 out of 5 outside limits
Spike Recovery: 0 out of 5 outside limits

COMMENTS:

FORM III

8A
VOLATILE INTERNAL STANDARD AREA AND RT SUMMARY

Lab Name: TESTAMERICA PITTSBURGH Contract:

Lab Code: TA Case No.: SAS No.: SDG No.: C8H150236

Lab File ID (Standard): CC30818 Date Analyzed: 08/18/08

Instrument ID: HP3 Time Analyzed: 0523

GC Column: DB 624 ID: 0.18 (mm) Heated Purge: (Y/N) Y

		IS1 AREA #	RT #	IS2 (CBZ) AREA #	RT #	IS3 (DCB) AREA #	RT #
	12 HOUR STD	411141	7.41	91766	10.49	155356	12.81
	UPPER LIMIT	822282	7.61	183532	10.69	310712	13.01
	LOWER LIMIT	205571	7.21	45883	10.29	77678	12.61
	EPA SAMPLE NO.						
01	INTRA-LAB BL	437868	7.42	100900	10.50	180338	12.81
02	INTRA-LAB CH	429093	7.41	100544	10.49	167006	12.81
03	TP-11-06	301307	7.41	73773	10.49	122511	12.81
04	TP-5-06	341641	7.41	80035	10.49	132209	12.81
05	TP-16-05	331262	7.41	76945	10.49	129335	12.81
06	TP-10-0506	345615	7.41	86383	10.49	134879	12.81
07	TP-9-0405	364548	7.41	87997	10.49	142700	12.81
08	TP-13-0506	353368	7.41	83731	10.49	140334	12.81
09	TP-7-0506	337866	7.41	79689	10.49	128460	12.81
10	TP-20-0506	345985	7.41	82024	10.49	134402	12.81
11	TP-8-0506	338847	7.41	81101	10.49	133088	12.81
12							
13							
14							
15							
16							
17							
18							
19							
20							
21							
22							

IS1 = Fluorobenzene
IS2 (CBZ) = Chlorobenzene-d5
IS3 (DCB) = 1,4-Dichlorobenzene-d4

AREA UPPER LIMIT = +100% of internal standard area
AREA LOWER LIMIT = - 50% of internal standard area
RT UPPER LIMIT = + 0.20 minutes of internal standard RT
RT LOWER LIMIT = - 0.20 minutes of internal standard RT

Column used to flag values outside QC limits with an asterisk.
* Values outside of QC limits.

8A
VOLATILE INTERNAL STANDARD AREA AND RT SUMMARY

Lab Name: TESTAMERICA PITTSBURGH Contract:

Lab Code: TA Case No.: SAS No.: SDG No.: C8H150236

Lab File ID (Standard): 1C30819 Date Analyzed: 08/19/08

Instrument ID: HP3 Time Analyzed: 0523

GC Column: DB 624 ID: 0.18 (mm) Heated Purge: (Y/N) Y

		IS1 AREA #	RT #	IS2(CBZ) AREA #	RT #	IS3(DCB) AREA #	RT #
	12 HOUR STD	436940	7.40	95167	10.49	153364	12.81
	UPPER LIMIT	873880	7.60	190334	10.69	306728	13.01
	LOWER LIMIT	218470	7.20	47584	10.29	76682	12.61
	EPA SAMPLE NO.						
01	INTRA-LAB BL	520778	7.41	126211	10.49	194985	12.81
02	TP-19-0506	569294	7.41	127301	10.49	196856	12.81
03	TP-6-0506	532218	7.41	116898	10.49	177508	12.81
04	INTRA-LAB CH	437825	7.41	103895	10.49	164944	12.81
05	TP-19-0506	419166	7.41	98058	10.49	154876	12.81
06	TP-19-0506	486063	7.41	111748	10.49	176392	12.81
07	TP-3-0506	414867	7.41	90149	10.49	147518	12.81
08	TP-1-0506	412195	7.41	90123	10.49	138346	12.81
09	TP-14-0506	396819	7.41	87340	10.49	140111	12.81
10	TP-15-0506	398047	7.41	89538	10.49	133420	12.81
11	TP-2-0708	378568	7.41	85819	10.49	134187	12.81
12	TP-18-0607	372449	7.41	83026	10.49	127936	12.81
13	TP-12-0708	369830	7.41	83008	10.49	131310	12.81
14	TP-4-0506	366831	7.41	79575	10.49	132357	12.82
15	TP-17-0506	368119	7.42	78407	10.49	127771	12.81
16							
17							
18							
19							
20							
21							
22							

IS1 = Fluorobenzene
IS2 (CBZ) = Chlorobenzene-d5
IS3 (DCB) = 1,4-Dichlorobenzene-d4

AREA UPPER LIMIT = +100% of internal standard area
AREA LOWER LIMIT = - 50% of internal standard area
RT UPPER LIMIT = + 0.20 minutes of internal standard RT
RT LOWER LIMIT = - 0.20 minutes of internal standard RT

Column used to flag values outside QC limits with an asterisk.
* Values outside of QC limits.

TestAmerica Pittsburgh

VOLATILE REPORT SW-846 Method

Data file : \\pitsvr06\d\chem\hp3.i\3081908d.b\3081914.D
Lab Smp Id: kt8g61ag Client Smp ID: TP-14-0506
Inj Date : 19-AUG-2008 11:31
Operator : 10099 Inst ID: hp3.i
Smp Info : C8H150236-014 5.00G/5ML
Misc Info : kt8g61ag,3081908d.b,8260bsoil.m,4-dwsoil.sub
Comment :
Method : \\pitsvr06\d\chem\hp3.i\3081908d.b\8260bsoil.m
Meth Date : 19-Aug-2008 05:42 hp3.i Quant Type: ISTD
Cal Date : 30-JUN-2008 08:12 Cal File: 1G30630.D
Als bottle: 8
Dil Factor: 1.00000
Integrator: HP RTE Compound Sublist: 4-dwsoil.sub
Target Version: 4.14
Processing Host: PITPC-110

reported result
carbon disulfide
2.3 mg/kg

$$\frac{(11899)(250\,ng)}{(396819)(.86492)(5.9g)(.76)} = 2.28\,mg/kg$$

Concentration Formula: Amt * DF * 1/Vo * CpndVariable

Name	Value	Description
DF	1.000	Dilution Factor
Vo	5.000	Sample Amount
Cpnd Variable		Local Compound Variable

Compounds	QUANT SIG MASS	RT	EXP RT	REL RT	RESPONSE	CONCENTRATIONS ON-COLUMN (ng)	CONCENTRATIONS FINAL (ug/Kg)
* 46 Fluorobenzene	96	7.411	7.404	(1.000)	396819	250.000	
* 69 Chlorobenzene-d5	119	10.489	10.488	(1.000)	87340	250.000	
* 92 1,4-Dichlorobenzene-d4	152	12.813	12.812	(1.000)	140111	250.000	
$ 39 Dibromofluoromethane	113	6.675	6.668	(0.901)	85182	234.959	46.99
$ 43 1,2-Dichloroethane-d4	65	7.040	7.033	(0.950)	114246	253.411	50.68
$ 59 Toluene-d8	98	9.053	9.046	(0.863)	370715	234.349	46.87
$ 80 Bromofluorobenzene	95	11.657	11.656	(1.111)	139816	225.731	45.15
1 Dichlorodifluoromethane	85	Compound Not Detected.					
2 Chloromethane	50	Compound Not Detected.					
3 Vinyl Chloride	62	Compound Not Detected.					
4 Bromomethane	94	Compound Not Detected.					
5 Chloroethane	64	Compound Not Detected.					
166 Trichlorofluoromethane	101	Compound Not Detected.					
10 1,1,2-trichloro-1,2,2-trifluor	101	Compound Not Detected.					
12 1,1-Dichloroethene	96	Compound Not Detected.					
15 Carbon Disulfide	76	3.815	3.778	(0.515)	11899	8.66725	1.733
13 Acetone	43	3.633	3.632	(0.490)	24901	119.127	23.82
18 Methylene Chloride	84	Compound Not Detected.					
19 trans-1,2-Dichloroethene	96	Compound Not Detected.					
20 Methyl tert-butyl ether	73	Compound Not Detected.					
24 1,1-Dichloroethane	63	Compound Not Detected.					
27 2,2-Dichloropropane	77	Compound Not Detected.					
28 cis-1,2-dichloroethene	96	Compound Not Detected.					

	Compounds	QUANT SIG MASS	RT	EXP RT	REL RT	RESPONSE	CONCENTRATIONS ON-COLUMN (ng)	CONCENTRATIONS FINAL (ug/Kg)
M 29	1,2-Dichloroethene (total)	96	Compound Not Detected.					
30	Bromochloromethane	128	Compound Not Detected.					
31	2-Butanone	43	6.133	6.132	(0.828)	7673	29.6086	5.922
37	Chloroform	83	Compound Not Detected.					
38	1,1,1-Trichloroethane	97	Compound Not Detected.					
40	1,1-Dichloropropene	75	Compound Not Detected.					
41	Carbon Tetrachloride	117	Compound Not Detected.					
42	Benzene	78	Compound Not Detected.					
45	1,2-Dichloroethane	62	Compound Not Detected.					
47	Trichloroethene	130	Compound Not Detected.					
49	1,2-Dichloropropane	63	Compound Not Detected.					
50	Dibromomethane	93	Compound Not Detected.					
53	Bromodichloromethane	83	Compound Not Detected.					
57	cis-1,3-Dichloropropene	75	Compound Not Detected.					
58	4-Methyl-2-Pentanone	43	Compound Not Detected.					
60	Toluene	91	Compound Not Detected.					
61	trans-1,3-Dichloropropene	75	Compound Not Detected.					
63	1,3-Dichloropropane	76	Compound Not Detected.					
64	1,1,2-Trichloroethane	97	Compound Not Detected.					
65	Tetrachloroethene	164	Compound Not Detected.					
66	2-Hexanone	43	Compound Not Detected.					
67	Dibromochloromethane	129	Compound Not Detected.					
68	1,2-Dibromoethane	107	Compound Not Detected.					
70	Chlorobenzene	112	Compound Not Detected.					
71	1,1,1,2-Tetrachloroethane	131	Compound Not Detected.					
72	Ethylbenzene	106	Compound Not Detected.					
73	m + p-Xylene	106	Compound Not Detected.					
74	Xylene-o	106	Compound Not Detected.					
76	Styrene	104	Compound Not Detected.					
77	Bromoform	173	Compound Not Detected.					
78	Isopropylbenzene	105	Compound Not Detected.					
79	Bromobenzene	156	Compound Not Detected.					
81	n-Propylbenzene	120	Compound Not Detected.					
82	2-Chlorotoluene	126	Compound Not Detected.					
83	1,1,2,2-Tetrachloroethane	83	Compound Not Detected.					
84	1,2,3-Trichloropropane	110	Compound Not Detected.					
85	4-Chlorotoluene	126	Compound Not Detected.					
86	1,3,5-Trimethylbenzene	105	Compound Not Detected.					
87	tert-Butylbenzene	119	Compound Not Detected.					
88	1,2,4-Trimethylbenzene	105	Compound Not Detected.					
89	sec-Butylbenzene	105	Compound Not Detected.					
90	4-Isopropyltoluene	119	Compound Not Detected.					
91	1,3-Dichlorobenzene	146	Compound Not Detected.					
93	1,4-Dichlorobenzene	146	Compound Not Detected.					
94	n-Butylbenzene	91	Compound Not Detected.					
95	1,2-Dichlorobenzene	146	Compound Not Detected.					
96	1,2-Dibromo-3-chloropropane	157	Compound Not Detected.					
97	1,2,4-Trichlorobenzene	180	Compound Not Detected.					
98	Hexachlorobutadiene	225	Compound Not Detected.					
99	Naphthalene	128	Compound Not Detected.					
100	1,2,3-Trichlorobenzene	180	Compound Not Detected.					
156	Methyl Acetate	43	Compound Not Detected.					
157	Cyclohexane	56	Compound Not Detected.					
158	Methyl Cyclohexane	83	Compound Not Detected.					

Compounds	QUANT SIG MASS	RT	EXP RT	REL RT	RESPONSE	CONCENTRATIONS ON-COLUMN (ng)	CONCENTRATIONS FINAL (ug/Kg)
165 1,3,5-Trichlorobenzene	180	Compound Not Detected.					
M 75 Xylenes (total)	106	Compound Not Detected.					

Data File: \\pitsvr06\d\chem\hp3.i\3081908d.b\3081914.D

Date : 19-AUG-2008 11:31

Client ID: TP-14-0506

Instrument: hp3.i

Sample Info: C8H150236-014 5.00G/5ML

Purge Volume: 5.0

Operator: 10099

Column phase: DB 624

Column diameter: 0.18

15 Carbon Disulfide

Concentration: 1.733 ug/Kg

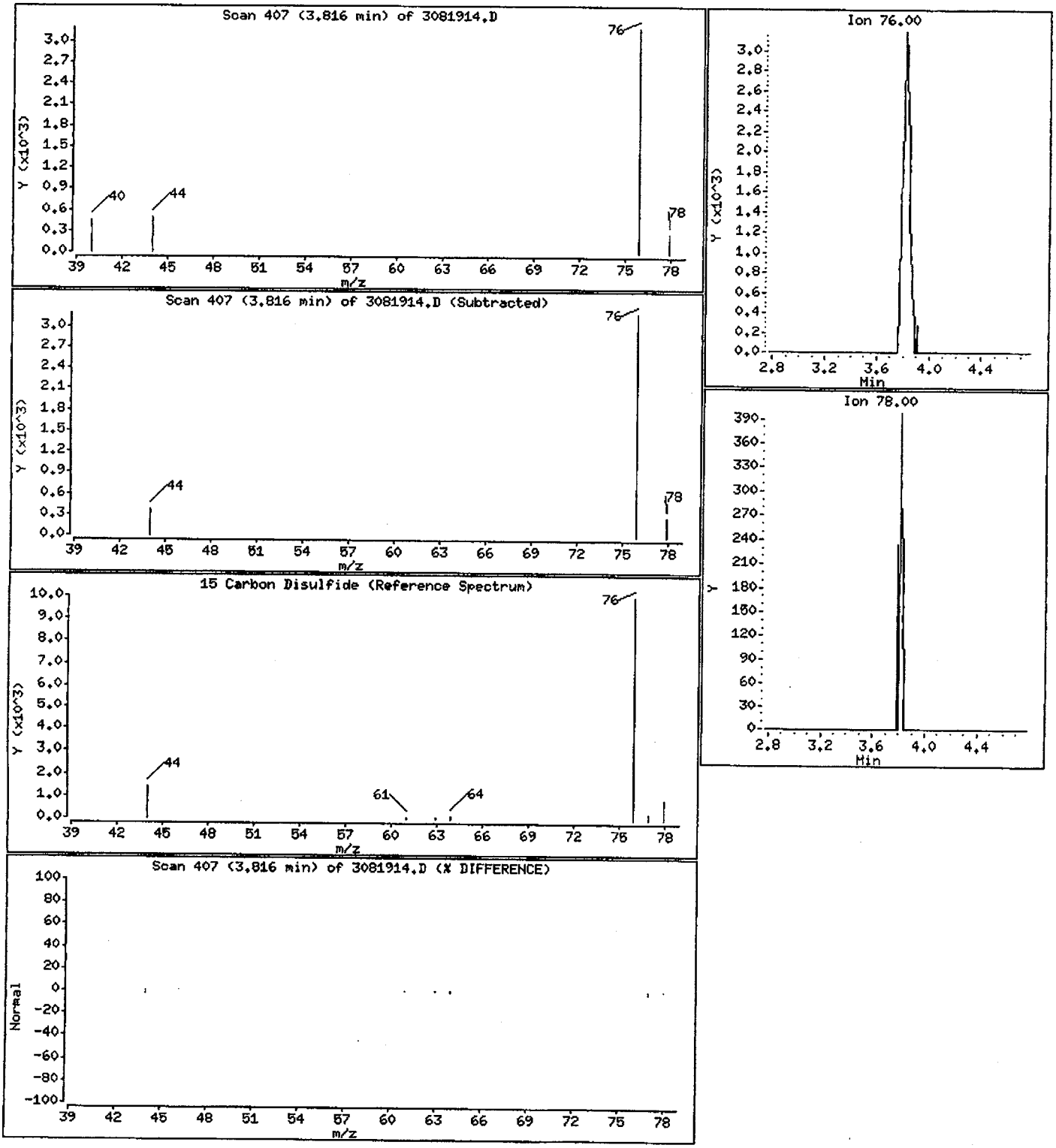

5B

SEMIVOLATILE ORGANIC GC/MS TUNING AND MASS CALIBRATION - DECAFLUOROTRIPHENYLPHOSPHINE (DFTPP)

Lab Name: TESTAMERICA PITTSBURGH Contract:

Lab Code: TA Case No.: SAS No.: SDG No.: _

Lab File ID: N0723DF1 DFTPP Injection Date: 07/23/08

Instrument ID: 733 DFTPP Injection Time: 0215

m/e	ION ABUNDANCE CRITERIA	% RELATIVE ABUNDANCE
51	30.0 - 60.0% of mass 198	42.2
68	Less than 2.0% of mass 69	0.8 (1.7)1
69	Mass 69 relative abundance	44.6
70	Less than 2.0% of mass 69	0.0 (0.1)1
127	40.0 - 60,0% of mass 198	49.2
197	Less than 1.0% of mass 198	0.0
198	Base Peak, 100% relative abundance	100.0
199	5.0 - 9.0% of mass 198	7.1
275	10.0 - 30.0% of mass 198	23.4
365	Greater than 1.0% of mass 198	3.1
441	Present, but less than mass 443	8.4
442	Greater than 40.0% of mass 198	53.4
443	17.0 - 23.0% of mass 442	11.8 (22.2)2

1-Value is % of mass 69 2-Value is % of mass 442

THIS TUNE APPLIES TO THE FOLLOWING SAMPLES, MS, MSD, BLANKS, AND STANDARDS:

	EPA SAMPLE NO.	LAB SAMPLE ID	LAB FILE ID	DATE ANALYZED	TIME ANALYZED
01	SSTD0.4	SSTD4.0	N0723IC1	07/23/08	0229
02	SSTD2.0	SSTD2.0	N0723IC2	07/23/08	0248
03	SSTD4.0	SSTD4.0	N0723IC3	07/23/08	0308
04	SSTD10	SSTD10	N0723IC4	07/23/08	0328
05	SSTD20	SSTD20	N0723IC5	07/23/08	0348
06	SSTD40	SSTD40	N0723IC6	07/23/08	0408
07	SSTD80	SSTD80	N0723IC7	07/23/08	0428
08					
09					
10					
11					
12					
13					
14					
15					
16					
17					
18					
19					
20					
21					
22					

Report Date : 23-Jul-2008 22:01

TestAmerica Pittsburgh

INITIAL CALIBRATION DATA

Start Cal Date : 23-JUL-2008 02:29
End Cal Date : 23-JUL-2008 04:28
Quant Method : ISTD
Origin : Included
Target Version : 4.14
Integrator : HP RTE
Method file : \\PITSVR06\D\chem\733.i\N072308.b\827011.m
Last Edit : 23-Jul-2008 04:43 piccolinov

Calibration File Names:
Level 1: \\PITSVR06\D\chem\733.i\N072308.b\N0723IC1.D
Level 2: \\PITSVR06\D\chem\733.i\N072308.b\N0723IC2.D
Level 3: \\PITSVR06\D\chem\733.i\N072308.b\N0723IC3.D
Level 4: \\PITSVR06\D\chem\733.i\N072308.b\N0723IC4.D
Level 5: \\PITSVR06\D\chem\733.i\N072308.b\N0723IC5.D
Level 6: \\PITSVR06\D\chem\733.i\N072308.b\N0723IC6.D
Level 7: \\PITSVR06\D\chem\733.i\N072308.b\N0723IC7.D

Compound	0.4000000 Level 1	2.0000 Level 2	4.0000 Level 3	10.0000 Level 4	20.0000 Level 5	40.0000 Level 6	Curve	Coefficients b	m1	m2	%RSD or R^2	
	80.0000 Level 7											
198 1,4-Dioxane	0.34822	0.40856	0.37269	0.37517	0.38971	0.37898						
	0.36631						AVRG		0.37709		4.99165	
226 n-Decane	+++++	+++++	+++++	+++++	+++++	+++++						
	+++++						AVRG		0.000e+000		0.000e+000	<-
227 n-Octadecane	+++++	+++++	+++++	+++++	+++++	+++++						
	+++++						AVRG		0.000e+000		0.000e+000	<-
7 N-Nitrosomorpholine	+++++	+++++	+++++	+++++	+++++	+++++						
	+++++						AVRG		0.000e+000		0.000e+000	<-

TestAmerica Pittsburgh

INITIAL CALIBRATION DATA

Start Cal Date : 23-JUL-2008 02:29
End Cal Date : 23-JUL-2008 04:28
Quant Method : ISTD
Origin : Included
Target Version : 4.14
Integrator : HP RTE
Method file : \\PITSVR06\D\chem\733.i\N072308.b\827011.m
Last Edit : 23-Jul-2008 04:43 piccolinov

Compound	0.4000000 Level 1	2.0000 Level 2	4.0000 Level 3	10.0000 Level 4	20.0000 Level 5	40.0000 Level 6	Curve	Coefficients b	m1	m2	%RSD or R^2	
	80.0000 Level 7											
8 Ethyl methanesulfonate	+++++	+++++	+++++	+++++	+++++	+++++						
	+++++						AVRG		0.000e+000		0.000e+000	<-
9 Pyridine	0.87055	1.25791	1.14472	1.19416	1.12221	1.10324						
	1.11616						AVRG		1.11556		10.82621	
199 Thionazin	+++++	+++++	+++++	+++++	+++++	+++++						
	+++++						AVRG		0.000e+000		0.000e+000	<-
200 Sulfotepp	+++++	+++++	+++++	+++++	+++++	+++++						
	+++++						AVRG		0.000e+000		0.000e+000	<-
10 N-Nitrosodimethylamine	0.55352	0.53233	0.52806	0.55217	0.54182	0.52037						
	0.51882						AVRG		0.53530		2.65790	
11 Ethyl methacrylate	+++++	+++++	+++++	+++++	+++++	+++++						
	+++++						AVRG		0.000e+000		0.000e+000	<-
12 3-Chloropropionitrile	+++++	+++++	+++++	+++++	+++++	+++++						
	+++++						AVRG		0.000e+000		0.000e+000	<-

(1 - 339)

169

C8H150236

TestAmerica Pittsburgh

INITIAL CALIBRATION DATA

Start Cal Date : 23-JUL-2008 02:29
End Cal Date : 23-JUL-2008 04:28
Quant Method : ISTD
Origin : Included
Target Version : 4.14
Integrator : HP RTE
Method file : \\PITSVR06\D\chem\733.i\N072308.b\827011.m
Last Edit : 23-Jul-2008 04:43 piccolinov

Compound	0.4000000 Level 1	2.0000 Level 2	4.0000 Level 3	10.0000 Level 4	20.0000 Level 5	40.0000 Level 6	Curve	Coefficients b	m1	m2	%RSD or R^2	
	80.0000 Level 7											
13 Malononitrile	+++++	+++++	+++++	+++++	+++++	+++++	AVRG		0.000e+000		0.000e+000	<-
	+++++											
14 2-Picoline	+++++	+++++	+++++	+++++	+++++	+++++	AVRG		0.000e+000		0.000e+000	<-
	+++++											
15 N-Nitrosomethylethylamine	+++++	+++++	+++++	+++++	+++++	+++++	AVRG		0.000e+000		0.000e+000	<-
	+++++											
16 Methyl methanesulfonate	0.82863	0.73236	0.68074	0.69575	0.67582	0.64388	AVRG		0.69914		9.36183	
	0.63681											
18 1,3-Dichloro-2-propanol	+++++	+++++	+++++	+++++	+++++	+++++	AVRG		0.000e+000		0.000e+000	<-
	+++++											
19 N-Nitrosodiethylamine	+++++	+++++	+++++	+++++	+++++	+++++	AVRG		0.000e+000		0.000e+000	<-
	+++++											
21 Aniline	1.98201	1.93356	1.90325	2.06948	2.05056	1.92859	AVRG		1.97427		3.21729	
	1.95245											

TestAmerica Pittsburgh

INITIAL CALIBRATION DATA

Start Cal Date : 23-JUL-2008 02:29
End Cal Date : 23-JUL-2008 04:28
Quant Method : ISTD
Origin : Included
Target Version : 4.14
Integrator : HP RTE
Method file : \\PITSVR06\D\chem\733.i\N072308.b\827011.m
Last Edit : 23-Jul-2008 04:43 piccolinov

Compound	0.4000000 Level 1	2.0000 Level 2	4.0000 Level 3	10.0000 Level 4	20.0000 Level 5	40.0000 Level 6	Curve	Coefficients b	m1	m2	%RSD or R^2	
	80.0000 Level 7											
206 Benzaldehyde	11027	49070	34329	231131	480933	656038						
	+++++						QUAD	0.16956	0.52714	0.19821	0.99573	
22 Phenol	1.73046	1.70316	1.76109	1.82076	1.75964	1.69165						
	1.74327						AVRG		1.74429		2.45693	
23 bis(2-Chloroethyl)ether	1.16573	1.20313	1.13471	1.13846	1.10900	1.05189						
	1.15063						AVRG		1.13622		4.16162	
24 2-Chlorophenol	1.53543	1.46397	1.41601	1.47017	1.43420	1.37157						
	1.40358						AVRG		1.44213		3.71033	
25 Pentachloroethane	+++++	+++++	+++++	+++++	+++++	+++++						
	+++++						AVRG		0.000e+000		0.000e+000	<-
26 1,3-Dichlorobenzene	1.65716	1.75767	1.61804	1.72163	1.62353	1.58947						
	1.68972						AVRG		1.66532		3.64413	
27 1,4-Dichlorobenzene	1.83042	1.69176	1.72223	1.70517	1.65113	1.61375						
	1.73876						AVRG		1.70760		4.03772	

TestAmerica Pittsburgh

INITIAL CALIBRATION DATA

Start Cal Date : 23-JUL-2008 02:29
End Cal Date : 23-JUL-2008 04:28
Quant Method : ISTD
Origin : Included
Target Version : 4.14
Integrator : HP RTE
Method file : \\PITSVR06\D\chem\733.i\N072308.b\827011.m
Last Edit : 23-Jul-2008 04:43 piccolinov

Compound	0.4000000 Level 1 / 80.0000 Level 7	2.0000 Level 2	4.0000 Level 3	10.0000 Level 4	20.0000 Level 5	40.0000 Level 6	Curve	Coefficients b	m1	m2	%RSD or R^2	
28 1,2-Dichlorobenzene	1.33221 / 1.60132	1.63696	1.59648	1.66845	1.59872	1.51428	AVRG		1.56406		7.19979	
29 Benzyl Alcohol	0.80319 / 0.84475	0.86312	0.87034	0.87433	0.87830	0.82957	AVRG		0.85194		3.24614	
30 2-Methylphenol	1.19522 / 1.17961	1.21127	1.13857	1.24903	1.14212	1.14584	AVRG		1.18024		3.50928	
31 2,2'-oxybis(1-Chloropropane)	1.68448 / 1.56468	1.70048	1.67027	1.71742	1.59531	1.54042	AVRG		1.63901		4.32335	
32 N-Nitroso-di-n-propylamine	0.88120 / 0.79078	0.77433	0.76138	0.85009	0.80149	0.75836	AVRG		0.80252		5.80673	
M 195 Cresols, total	+++++ / +++++	+++++	+++++	+++++	+++++	+++++	AVRG		0.000e+000		0.000e+000	<-
192 4-Methylphenol	1.37008 / 1.28408	1.29755	1.27821	1.29229	1.24344	1.21791	AVRG		1.28337		3.72415	

TestAmerica Pittsburgh

INITIAL CALIBRATION DATA

Start Cal Date : 23-JUL-2008 02:29
End Cal Date : 23-JUL-2008 04:28
Quant Method : ISTD
Origin : Included
Target Version : 4.14
Integrator : HP RTE
Method file : \\PITSVR06\D\chem\733.i\N072308.b\827011.m
Last Edit : 23-Jul-2008 04:43 piccolinov

Compound	0.4000000 Level 1	2.0000 Level 2	4.0000 Level 3	10.0000 Level 4	20.0000 Level 5	40.0000 Level 6	Curve	Coefficients b	m1	m2	%RSD or R^2	
	80.0000 Level 7											
203 3&4-Methylphenol total	+++++	+++++	+++++	+++++	+++++	+++++						
	+++++						AVRG		0.000e+000		0.000e+000	<-
193 3-Methylphenol	+++++	+++++	+++++	+++++	+++++	+++++						
	+++++						AVRG		0.000e+000		0.000e+000	<-
34 Hexachloroethane	0.65621	0.65626	0.65801	0.70388	0.66836	0.66566						
	0.68274						AVRG		0.67016		2.62297	
35 Nitrobenzene	0.35791	0.34646	0.37404	0.37396	0.38510	0.37888						
	0.40883						AVRG		0.37502		5.29964	
36 N-Nitrosopyrrolidine	+++++	+++++	+++++	+++++	+++++	+++++						
	+++++						AVRG		0.000e+000		0.000e+000	<-
37 Acetophenone	1.83834	1.74116	1.81048	1.75583	1.71652	1.62644						
	1.70183						AVRG		1.74151		4.04513	
39 o-Toluidine	+++++	+++++	+++++	+++++	+++++	+++++						
	+++++						AVRG		0.000e+000		0.000e+000	<-

TestAmerica Pittsburgh

INITIAL CALIBRATION DATA

Start Cal Date : 23-JUL-2008 02:29
End Cal Date : 23-JUL-2008 04:28
Quant Method : ISTD
Origin : Included
Target Version : 4.14
Integrator : HP RTE
Method file : \\PITSVR06\D\chem\733.i\N072308.b\827011.m
Last Edit : 23-Jul-2008 04:43 piccolinov

Compound	0.4000000 Level 1	2.0000 Level 2	4.0000 Level 3	10.0000 Level 4	20.0000 Level 5	40.0000 Level 6	Curve	Coefficients b	m1	m2	%RSD or R^2	
	80.0000 Level 7											
40 N-Nitrosopiperidine	+++++	+++++	+++++	+++++	+++++	+++++	AVRG		0.000e+000		0.000e+000	<-
	+++++											
41 Isophorone	0.64012	0.60664	0.62101	0.61451	0.64246	0.64510	AVRG		0.63771		4.55007	
	0.69416											
42 2-Nitrophenol	0.19480	0.17892	0.20466	0.18430	0.20026	0.20683	AVRG		0.19816		6.71580	
	0.21733											
43 2,4-Dimethylphenol	0.34140	0.30636	0.35293	0.33890	0.36439	0.37641	AVRG		0.35355		8.08619	
	0.39446											
44 bis(2-Chloroethoxy)methane	0.34896	0.36070	0.36275	0.35937	0.38068	0.38606	AVRG		0.37279		5.68683	
	0.41104											
45 O,O,O-Triethyl phosphorothioa	+++++	+++++	+++++	+++++	+++++	+++++	AVRG		0.000e+000		0.000e+000	<-
	+++++											
46 2,4-Toluenediamene	+++++	+++++	+++++	+++++	+++++	+++++	AVRG		0.000e+000		0.000e+000	<-
	+++++											

TestAmerica Pittsburgh

INITIAL CALIBRATION DATA

Start Cal Date : 23-JUL-2008 02:29
End Cal Date : 23-JUL-2008 04:28
Quant Method : ISTD
Origin : Included
Target Version : 4.14
Integrator : HP RTE
Method file : \\PITSVR06\D\chem\733.i\N072308.b\827011.m
Last Edit : 23-Jul-2008 04:43 piccolinov

Compound	0.4000000 Level 1 / 80.0000 Level 7	2.0000 Level 2	4.0000 Level 3	10.0000 Level 4	20.0000 Level 5	40.0000 Level 6	Curve	Coefficients b	Coefficients m1	Coefficients m2	%RSD or R^2	
47 1,3,5-Trichlorobenzene	+++++ / +++++	+++++	+++++	+++++	+++++	+++++	AVRG		0.000e+000		0.000e+000	<-
48 2,4-Dichlorophenol	0.33553 / 0.34575	0.31386	0.32821	0.31452	0.32299	0.33663	AVRG		0.32821		3.63214	
49 Benzoic Acid	24058 / 973262	53121	137978	293746	508880	590106	QUAD	0.22882	4.22701	0.54935	0.99767	
50 1,2,4-Trichlorobenzene	0.35206 / 0.42018	0.38408	0.37978	0.38955	0.38973	0.40529	AVRG		0.38867		5.46932	
51 Naphthalene	1.15744 / 1.21349	0.98748	1.02346	1.03610	1.06051	1.13103	AVRG		1.08707		7.52343	
52 4-Chloroaniline	0.43487 / 0.46395	0.41189	0.40652	0.41501	0.43711	0.44997	AVRG		0.43133		4.93391	
53 a,a-Dimethyl-phenethylamine	+++++ / +++++	+++++	+++++	+++++	+++++	+++++	AVRG		0.000e+000		0.000e+000	<-

TestAmerica Pittsburgh

INITIAL CALIBRATION DATA

Start Cal Date : 23-JUL-2008 02:29
End Cal Date : 23-JUL-2008 04:28
Quant Method : ISTD
Origin : Included
Target Version : 4.14
Integrator : HP RTE
Method file : \\PITSVR06\D\chem\733.i\N072308.b\827011.m
Last Edit : 23-Jul-2008 04:43 piccolinov

Compound	0.4000000 Level 1	2.0000 Level 2	4.0000 Level 3	10.0000 Level 4	20.0000 Level 5	40.0000 Level 6	Curve	Coefficients b	m1	m2	%RSD or R^2	
	80.0000 Level 7											
54 2,6-Dichlorophenol	0.32462	0.32913	0.32934	0.32473	0.34852	0.34427						
	0.36328						AVRG		0.33770		4.35362	
55 Hexachloropropene	+++++	+++++	+++++	+++++	+++++	+++++						
	+++++						AVRG		0.000e+000		0.000e+000	<-
56 Hexachlorobutadiene	0.22079	0.23322	0.25073	0.23325	0.25436	0.25265						
	0.26507						AVRG		0.24429		6.34382	
208 Caprolactam	0.07386	0.06607	0.05887	0.06699	0.07422	0.08171						
	0.08529						AVRG		0.07243		12.73918	
57 1,2,3-Trichlorobenzene	+++++	+++++	+++++	+++++	+++++	+++++						
	+++++						AVRG		0.000e+000		0.000e+000	<-
58 N-Nitrosodi-n-butylamine	+++++	+++++	+++++	+++++	+++++	+++++						
	+++++						AVRG		0.000e+000		0.000e+000	<-
59 4-Chloro-3-Methylphenol	0.31163	0.28566	0.27625	0.28081	0.28521	0.28771						
	0.30132						AVRG		0.28980		4.26428	

TestAmerica Pittsburgh

INITIAL CALIBRATION DATA

Start Cal Date : 23-JUL-2008 02:29
End Cal Date : 23-JUL-2008 04:28
Quant Method : ISTD
Origin : Included
Target Version : 4.14
Integrator : HP RTE
Method file : \\PITSVR06\D\chem\733.i\N072308.b\827011.m
Last Edit : 23-Jul-2008 04:43 piccolinov

Compound	0.4000000 Level 1 / 80.0000 Level 7	2.0000 Level 2	4.0000 Level 3	10.0000 Level 4	20.0000 Level 5	40.0000 Level 6	Curve	Coefficients b	m1	m2	%RSD or R^2	
60 p-Phenylene diamine	+++++	+++++	+++++	+++++	+++++	+++++						
	+++++						AVRG		0.000e+000		0.000e+000	<-
61 Safrole	+++++	+++++	+++++	+++++	+++++	+++++						
	+++++						AVRG		0.000e+000		0.000e+000	<-
62 2-Methylnaphthalene	0.63544	0.64970	0.64016	0.64933	0.68242	0.69145						
	0.75777						AVRG		0.67233		6.42738	
63 1-Methylnaphthalene	0.64866	0.62442	0.59988	0.63188	0.65199	0.67991						
	0.75134						AVRG		0.65544		7.48953	
64 Hexachlorocyclopentadiene	0.38434	0.44234	0.43634	0.47704	0.49183	0.53939						
	0.55960						AVRG		0.47584		12.83080	
65 1,2,4,5-Tetrachlorobenzene	+++++	+++++	+++++	+++++	+++++	+++++						
	+++++						AVRG		0.000e+000		0.000e+000	<-
66 2,4,6-Trichlorophenol	0.40111	0.40491	0.41413	0.40897	0.43022	0.44534						
	0.44752						AVRG		0.42174		4.56453	

TestAmerica Pittsburgh

INITIAL CALIBRATION DATA

Start Cal Date : 23-JUL-2008 02:29
End Cal Date : 23-JUL-2008 04:28
Quant Method : ISTD
Origin : Included
Target Version : 4.14
Integrator : HP RTE
Method file : \\PITSVR06\D\chem\733.i\N072308.b\827011.m
Last Edit : 23-Jul-2008 04:43 piccolinov

Compound	0.4000000 Level 1	2.0000 Level 2	4.0000 Level 3	10.0000 Level 4	20.0000 Level 5	40.0000 Level 6	Curve	Coefficients b	m1	m2	%RSD or R^2	
	80.0000 Level 7											
67 2,4,5-Trichlorophenol	0.50255	0.46960	0.42731	0.44144	0.44277	0.46303						
	0.47002						AVRG		0.45953		5.41845	
209 1,1'-Biphenyl	1.63176	1.56254	1.47382	1.55412	1.57901	1.71706						
	1.80263						AVRG		1.61728		6.84597	
68 1,2,3,5-Tetrachlorobenzene	+++++	+++++	+++++	+++++	+++++	+++++						
	+++++						AVRG		0.000e+000		0.000e+000	<-
69 1,4-Dinitrobenzene	+++++	+++++	+++++	+++++	+++++	+++++						
	+++++						AVRG		0.000e+000		0.000e+000	<-
70 2-Chloronaphthalene	1.35919	1.27302	1.14930	1.19546	1.23814	1.31354						
	1.37135						AVRG		1.27143		6.52198	
71 Isosafrole 1	+++++	+++++	+++++	+++++	+++++	+++++						
	+++++						AVRG		0.000e+000		0.000e+000	<-
M 188 Isosafrole, Total	+++++	+++++	+++++	+++++	+++++	+++++						
	+++++						AVRG		0.000e+000		0.000e+000	<-

TestAmerica Pittsburgh

INITIAL CALIBRATION DATA

Start Cal Date : 23-JUL-2008 02:29
End Cal Date : 23-JUL-2008 04:28
Quant Method : ISTD
Origin : Included
Target Version : 4.14
Integrator : HP RTE
Method file : \\PITSVR06\D\chem\733.i\N072308.b\827011.m
Last Edit : 23-Jul-2008 04:43 piccolinov

Compound	0.4000000 Level 1	2.0000 Level 2	4.0000 Level 3	10.0000 Level 4	20.0000 Level 5	40.0000 Level 6	Curve	Coefficients b	m1	m2	%RSD or R^2	
	80.0000 Level 7											
72 Isosafrole 2	+++++	+++++	+++++	+++++	+++++	+++++						
	+++++						AVRG		0.000e+000		0.000e+000	<-
73 2-Nitroaniline	0.27781	0.36437	0.30810	0.32127	0.33654	0.34717						
	0.35337						AVRG		0.32980		9.04900	
74 1,2,3,4-Tetrachlorobenzene	+++++	+++++	+++++	+++++	+++++	+++++						
	+++++						AVRG		0.000e+000		0.000e+000	<-
75 1,4-Naphthoquinone	+++++	+++++	+++++	+++++	+++++	+++++						
	+++++						AVRG		0.000e+000		0.000e+000	<-
76 Dimethylphthalate	1.30403	1.30618	1.15656	1.22581	1.23959	1.32516						
	1.32106						AVRG		1.26834		4.97044	
77 m-Dinitrobenzene	+++++	+++++	+++++	+++++	+++++	+++++						
	+++++						AVRG		0.000e+000		0.000e+000	<-
78 2,6-Dinitrotoluene	0.21039	0.26233	0.22334	0.27483	0.26957	0.27790						
	0.28435						AVRG		0.25753		11.20125	

TestAmerica Pittsburgh

INITIAL CALIBRATION DATA

Start Cal Date : 23-JUL-2008 02:29
End Cal Date : 23-JUL-2008 04:28
Quant Method : ISTD
Origin : Included
Target Version : 4.14
Integrator : HP RTE
Method file : \\PITSVR06\D\chem\733.i\N072308.b\827011.m
Last Edit : 23-Jul-2008 04:43 piccolinov

Compound	0.4000000 Level 1 / 80.0000 Level 7	2.0000 Level 2	4.0000 Level 3	10.0000 Level 4	20.0000 Level 5	40.0000 Level 6	Curve	Coefficients b	Coefficients m1	Coefficients m2	%RSD or R^2	
79 Acenaphthylene	1.80280 / 2.02825	1.76302	1.67886	1.78111	1.78454	1.93602	AVRG		1.82494		6.44058	
80 1,2-Dinitrobenzene	+++++ / +++++	+++++	+++++	+++++	+++++	+++++	AVRG		0.000e+000		0.000e+000	<-
81 3-Nitroaniline	0.24960 / 0.30556	0.25766	0.28398	0.27480	0.28425	0.29797	AVRG		0.27912		7.24725	
82 Acenaphthene	1.25857 / 1.20540	1.13004	1.04259	1.14656	1.09146	1.18579	AVRG		1.15149		6.29218	
83 2,4-Dinitrophenol	8837 / 542633	19599	54528	125971	232922	255296	QUAD	0.20535	5.91559	-0.41358	0.99960	
84 Pentachlorobenzene	+++++ / +++++	+++++	+++++	+++++	+++++	+++++	AVRG		0.000e+000		0.000e+000	<-
85 4-Nitrophenol	0.16736 / 0.22544	0.19746	0.21503	0.21138	0.20805	0.22448	AVRG		0.20703		5.64495	

(1 - 339)

180

C8H150236

TestAmerica Pittsburgh

INITIAL CALIBRATION DATA

Start Cal Date : 23-JUL-2008 02:29
End Cal Date : 23-JUL-2008 04:28
Quant Method : ISTD
Origin : Included
Target Version : 4.14
Integrator : HP RTE
Method file : \\PITSVR06\D\chem\733.i\N072308.b\827011.m
Last Edit : 23-Jul-2008 04:43 piccolinov

Compound	0.4000000 Level 1	2.0000 Level 2	4.0000 Level 3	10.0000 Level 4	20.0000 Level 5	40.0000 Level 6	Curve	Coefficients b	m1	m2	%RSD or R^2	
	80.0000 Level 7											
86 Dibenzofuran	1.56371	1.66020	1.51297	1.61382	1.61408	1.72607						
	1.75035						AVRG		1.63446		5.18493	
87 2,4-Dinitrotoluene	0.26356	0.33609	0.33284	0.34033	0.33969	0.36728						
	0.37615						AVRG		0.33656		10.76645	
88 2,3,4,6-Tetrachlorophenol	0.37804	0.33815	0.35450	0.35452	0.36648	0.38503						
	0.38512						AVRG		0.36598		4.87833	
89 1-Naphthylamine	+++++	+++++	+++++	+++++	+++++	+++++						
	+++++						AVRG		0.000e+000		0.000e+000	<-
90 Zinophos	+++++	+++++	+++++	+++++	+++++	+++++						
	+++++						AVRG		0.000e+000		0.000e+000	<-
91 2,3,5,6-Tetrachlorophenol	0.32400	0.32047	0.33888	0.36078	0.35307	0.39185						
	0.39368						AVRG		0.35468		8.38302	
92 2-Naphthylamine	0.97994	1.07318	0.81702	0.93732	0.83570	0.78906						
	0.68937						AVRG		0.87451		14.83023	

(1 - 339)

181

C8H150236

TestAmerica Pittsburgh

INITIAL CALIBRATION DATA

Start Cal Date : 23-JUL-2008 02:29
End Cal Date : 23-JUL-2008 04:28
Quant Method : ISTD
Origin : Included
Target Version : 4.14
Integrator : HP RTE
Method file : \\PITSVR06\D\chem\733.i\N072308.b\827011.m
Last Edit : 23-Jul-2008 04:43 piccolinov

Compound	0.4000000 Level 1	2.0000 Level 2	4.0000 Level 3	10.0000 Level 4	20.0000 Level 5	40.0000 Level 6	80.0000 Level 7	Curve	Coefficients b	Coefficients m1	Coefficients m2	%RSD or R^2	
93 Diethylphthalate	1.13498	1.13093	1.13185	1.16700	1.18895	1.25241	1.28422	AVRG		1.18434		5.22499	
94 Fluorene	1.21732	1.28410	1.16699	1.24921	1.27308	1.41309	1.50530	AVRG		1.30130		9.03868	
95 4-Chlorophenyl-phenylether	0.54331	0.62909	0.64091	0.67297	0.67044	0.73308	0.75146	AVRG		0.66304		10.45923	
96 4-Nitroaniline	0.32220	0.24790	0.26047	0.28458	0.27888	0.32487	0.32460	AVRG		0.29193		11.03043	
97 5-Nitro-o-toluidine	+++++	+++++	+++++	+++++	+++++	+++++	+++++	AVRG		0.000e+000		0.000e+000	<-
98 4,6-Dinitro-2-methylphenol	15952	28499	84107	169586	296085	334178	685849	QUAD	0.08059	7.69689	-0.64641	0.99982	
99 N-Nitrosodiphenylamine (1)	0.46807	0.52083	0.49031	0.52885	0.51729	0.53991	0.56591	AVRG		0.51874		6.17556	

TestAmerica Pittsburgh

INITIAL CALIBRATION DATA

Start Cal Date : 23-JUL-2008 02:29
End Cal Date : 23-JUL-2008 04:28
Quant Method : ISTD
Origin : Included
Target Version : 4.14
Integrator : HP RTE
Method file : \\PITSVR06\D\chem\733.i\N072308.b\827011.m
Last Edit : 23-Jul-2008 04:43 piccolinov

Compound	0.4000000 Level 1	2.0000 Level 2	4.0000 Level 3	10.0000 Level 4	20.0000 Level 5	40.0000 Level 6	80.0000 Level 7	Curve	Coefficients b	m1	m2	%RSD or R^2	
100 1,2-Diphenylhydrazine	0.68546	0.73410	0.78294	0.75847	0.78270	0.78842							
	0.83657							AVRG		0.76695		6.20870	
101 Diphenylamine	+++++	+++++	+++++	+++++	+++++	+++++							
	+++++							AVRG		0.000e+000		0.000e+000	<-
202 N-Nitroso&Diphenylamine	+++++	+++++	+++++	+++++	+++++	+++++							
	+++++							AVRG		0.000e+000		0.000e+000	<-
102 Tetraethyl dithiopyrophosphat	+++++	+++++	+++++	+++++	+++++	+++++							
	+++++							AVRG		0.000e+000		0.000e+000	<-
103 Diallate 1	+++++	+++++	+++++	+++++	+++++	+++++							
	+++++							AVRG		0.000e+000		0.000e+000	<-
M 189 Diallate, Total	+++++	+++++	+++++	+++++	+++++	+++++							
	+++++							AVRG		0.000e+000		0.000e+000	<-
104 Phorate	+++++	+++++	+++++	+++++	+++++	+++++							
	+++++							AVRG		0.000e+000		0.000e+000	<-

TestAmerica Pittsburgh

INITIAL CALIBRATION DATA

Start Cal Date : 23-JUL-2008 02:29
End Cal Date : 23-JUL-2008 04:28
Quant Method : ISTD
Origin : Included
Target Version : 4.14
Integrator : HP RTE
Method file : \\PITSVR06\D\chem\733.i\N072308.b\827011.m
Last Edit : 23-Jul-2008 04:43 piccolinov

Compound	0.4000000 Level 1	2.0000 Level 2	4.0000 Level 3	10.0000 Level 4	20.0000 Level 5	40.0000 Level 6	Curve	Coefficients b	m1	m2	%RSD or R^2	
	80.0000 Level 7											
105 1,3,5-Trinitrobenzene	+++++	+++++	+++++	+++++	+++++	+++++						
	+++++						AVRG		0.000e+000		0.000e+000	<-
106 4-Bromophenyl-phenylether	0.23852	0.21937	0.21722	0.22596	0.23103	0.22556						
	0.23443						AVRG		0.22744		3.40506	
107 Hexachlorobenzene	0.21777	0.19294	0.20638	0.21812	0.22295	0.21702						
	0.22551						AVRG		0.21438		5.22740	
210 Atrazine	0.19604	0.20140	0.19971	0.22630	0.21566	0.20878						
	0.20210						AVRG		0.20714		5.13586	
108 Phenacetin	+++++	+++++	+++++	+++++	+++++	+++++						
	+++++						AVRG		0.000e+000		0.000e+000	<-
109 Diallate 2	+++++	+++++	+++++	+++++	+++++	+++++						
	+++++						AVRG		0.000e+000		0.000e+000	<-
110 Dimethoate	+++++	+++++	+++++	+++++	+++++	+++++						
	+++++						AVRG		0.000e+000		0.000e+000	<-

TestAmerica Pittsburgh

INITIAL CALIBRATION DATA

Start Cal Date : 23-JUL-2008 02:29
End Cal Date : 23-JUL-2008 04:28
Quant Method : ISTD
Origin : Included
Target Version : 4.14
Integrator : HP RTE
Method file : \\PITSVR06\D\chem\733.i\N072308.b\827011.m
Last Edit : 23-Jul-2008 04:43 piccolinov

Compound	0.4000000 Level 1 / 80.0000 Level 7	2.0000 Level 2	4.0000 Level 3	10.0000 Level 4	20.0000 Level 5	40.0000 Level 6	Curve	Coefficients b	Coefficients m1	Coefficients m2	%RSD or R^2	
111 Pentachlorophenol	0.14981 0.15754	0.12635	0.14250	0.14545	0.14598	0.14291	AVRG		0.14436		6.55524	
112 Pentachloronitrobenzene	+++++ +++++	+++++	+++++	+++++	+++++	+++++	AVRG		0.000e+000		0.000e+000	<-
113 4-Aminobiphenyl	+++++ +++++	+++++	+++++	+++++	+++++	+++++	AVRG		0.000e+000		0.000e+000	<-
114 Pronamide	+++++ +++++	+++++	+++++	+++++	+++++	+++++	AVRG		0.000e+000		0.000e+000	<-
115 Phenanthrene	1.10292 1.18933	0.98518	1.06954	1.03001	1.07553	1.09506	AVRG		1.07822		5.90250	
116 Anthracene	1.01489 1.22222	1.06445	1.03861	1.07358	1.11397	1.12744	AVRG		1.09359		6.31019	
117 Dinoseb	+++++ +++++	+++++	+++++	+++++	+++++	+++++	AVRG		0.000e+000		0.000e+000	<-

(1 - 339)

185

C8H150236

TestAmerica Pittsburgh

INITIAL CALIBRATION DATA

Start Cal Date : 23-JUL-2008 02:29
End Cal Date : 23-JUL-2008 04:28
Quant Method : ISTD
Origin : Included
Target Version : 4.14
Integrator : HP RTE
Method file : \\PITSVR06\D\chem\733.i\N072308.b\827011.m
Last Edit : 23-Jul-2008 04:43 piccolinov

Compound	0.4000000 Level 1 / 80.0000 Level 7	2.0000 Level 2	4.0000 Level 3	10.0000 Level 4	20.0000 Level 5	40.0000 Level 6	Curve	Coefficients b	Coefficients m1	Coefficients m2	%RSD or R^2	
118 Disulfoton	+++++ / +++++	+++++	+++++	+++++	+++++	+++++	AVRG		0.000e+000		0.000e+000	<-
119 Carbazole	0.91001 / 1.01525	0.86586	0.86219	0.89935	0.87631	0.92983	AVRG		0.90840		5.84843	
120 Di-n-Butylphthalate	1.03805 / 1.27442	1.01998	1.04248	1.09553	1.12706	1.18892	AVRG		1.11235		8.33399	
121 4-Nitroquinoline 1-oxide	+++++ / +++++	+++++	+++++	+++++	+++++	+++++	AVRG		0.000e+000		0.000e+000	<-
122 Methapyrilene	+++++ / +++++	+++++	+++++	+++++	+++++	+++++	AVRG		0.000e+000		0.000e+000	<-
123 Fluoranthene	0.97625 / 1.31232	1.03816	1.03931	1.09372	1.09811	1.19192	AVRG		1.10711		10.16845	
124 Benzidine	15593 / 2329009	72713	76500	346178	734538	1240755	QUAD	0.04543	1.51050	0.04475	0.99937	

TestAmerica Pittsburgh

INITIAL CALIBRATION DATA

Start Cal Date : 23-JUL-2008 02:29
End Cal Date : 23-JUL-2008 04:28
Quant Method : ISTD
Origin : Included
Target Version : 4.14
Integrator : HP RTE
Method file : \\PITSVR06\D\chem\733.i\N072308.b\827011.m
Last Edit : 23-Jul-2008 04:43 piccolinov

Compound	0.4000000 Level 1 / 80.0000 Level 7	2.0000 Level 2	4.0000 Level 3	10.0000 Level 4	20.0000 Level 5	40.0000 Level 6	Curve	Coefficients b	Coefficients m1	Coefficients m2	%RSD or R^2	
125 Pyrene	1.36349 / 1.51663	1.38150	1.33822	1.47103	1.40307	1.42891	AVRG		1.41469		4.42127	
126 Aramite 1	+++++ / +++++	+++++	+++++	+++++	+++++	+++++	AVRG		0.000e+000		0.000e+000	<-
M 191 Aramite, Total	+++++ / +++++	+++++	+++++	+++++	+++++	+++++	AVRG		0.000e+000		0.000e+000	<-
127 Aramite 2	+++++ / +++++	+++++	+++++	+++++	+++++	+++++	AVRG		0.000e+000		0.000e+000	<-
128 p-Dimethylamino azobenzene	+++++ / +++++	+++++	+++++	+++++	+++++	+++++	AVRG		0.000e+000		0.000e+000	<-
129 p-Chlorobenzilate	+++++ / +++++	+++++	+++++	+++++	+++++	+++++	AVRG		0.000e+000		0.000e+000	<-
130 Famphur	+++++ / +++++	+++++	+++++	+++++	+++++	+++++	AVRG		0.000e+000		0.000e+000	<-

(1 - 339)

187

C8H150236

TestAmerica Pittsburgh

INITIAL CALIBRATION DATA

Start Cal Date : 23-JUL-2008 02:29
End Cal Date : 23-JUL-2008 04:28
Quant Method : ISTD
Origin : Included
Target Version : 4.14
Integrator : HP RTE
Method file : \\PITSVR06\D\chem\733.i\N072308.b\827011.m
Last Edit : 23-Jul-2008 04:43 piccolinov

Compound	0.4000000 Level 1 / 80.0000 Level 7	2.0000 Level 2	4.0000 Level 3	10.0000 Level 4	20.0000 Level 5	40.0000 Level 6	Curve	Coefficients b	m1	m2	%RSD or R^2	
131 Butylbenzylphthalate	0.58686 / 0.61036	0.58412	0.55661	0.62242	0.57541	0.58792	AVRG		0.58910		3.69100	
132 3,3'-Dimethylbenzidine	+++++ / +++++	+++++	+++++	+++++	+++++	+++++	AVRG		0.000e+000		0.000e+000	<-
133 3,3'-Dimethoxybenzidine	+++++ / +++++	+++++	+++++	+++++	+++++	+++++	AVRG		0.000e+000		0.000e+000	<-
134 2-Acetylaminofluorene	+++++ / +++++	+++++	+++++	+++++	+++++	+++++	AVRG		0.000e+000		0.000e+000	<-
135 3,3'-Dichlorobenzidine	0.35401 / 0.50508	0.43116	0.40461	0.48137	0.46066	0.46990	AVRG		0.44383		11.59560	
136 Benzo(a)Anthracene	1.18262 / 1.41140	1.23025	1.21822	1.30872	1.28814	1.32840	AVRG		1.28111		6.06871	
137 Chrysene	1.24250 / 1.27666	1.22361	1.15091	1.25462	1.14998	1.21272	AVRG		1.21586		4.04839	

(1 - 339)

188

C8H150236

TestAmerica Pittsburgh

INITIAL CALIBRATION DATA

Start Cal Date : 23-JUL-2008 02:29
End Cal Date : 23-JUL-2008 04:28
Quant Method : ISTD
Origin : Included
Target Version : 4.14
Integrator : HP RTE
Method file : \\PITSVR06\D\chem\733.i\N072308.b\827011.m
Last Edit : 23-Jul-2008 04:43 piccolinov

Compound	0.4000000 Level 1	2.0000 Level 2	4.0000 Level 3	10.0000 Level 4	20.0000 Level 5	40.0000 Level 6	80.0000 Level 7	Curve	Coefficients b	Coefficients m1	Coefficients m2	%RSD or R^2	
138 4,4'-Methylene bis(o-chloroan	+++++	+++++	+++++	+++++	+++++	+++++	+++++	AVRG		0.000e+000		0.000e+000	<-
139 bis(2-ethylhexyl)Phthalate	0.78897	0.81572	0.75414	0.81967	0.80173	0.85635	0.94644	AVRG		0.82615		7.44467	
140 Di-n-octylphthalate	1.37212	1.36994	1.55291	1.54557	1.73062	1.73800	1.80469	AVRG		1.58769		11.11875	
141 Benzo(b)fluoranthene	1.28579	1.65973	1.49125	1.51062	1.63375	1.64195	1.74903	AVRG		1.56745		9.73850	
204 6-Methylchrysene	+++++	+++++	+++++	+++++	+++++	+++++	+++++	AVRG		0.000e+000		0.000e+000	<-
142 Benzo(k)fluoranthene	1.62447	1.45352	1.72825	1.73285	1.78413	1.82107	1.77287	AVRG		1.70245		7.40421	
143 7,12-dimethylbenz[a]anthracen	0.70722	0.64862	0.67578	0.68000	0.73837	0.74171	0.75148	AVRG		0.70617		5.56725	

TestAmerica Pittsburgh

INITIAL CALIBRATION DATA

Start Cal Date : 23-JUL-2008 02:29
End Cal Date : 23-JUL-2008 04:28
Quant Method : ISTD
Origin : Included
Target Version : 4.14
Integrator : HP RTE
Method file : \\PITSVR06\D\chem\733.i\N072308.b\827011.m
Last Edit : 23-Jul-2008 04:43 piccolinov

Compound	0.4000000 Level 1 / 80.0000 Level 7	2.0000 Level 2	4.0000 Level 3	10.0000 Level 4	20.0000 Level 5	40.0000 Level 6	Curve	Coefficients b	Coefficients m1	Coefficients m2	%RSD or R^2	
144 Hexachlorophene	+++++ / +++++	+++++	+++++	+++++	+++++	+++++	AVRG		0.000e+000		0.000e+000	<-
145 Hexachlorophene product	+++++ / +++++	+++++	+++++	+++++	+++++	+++++	AVRG		0.000e+000		0.000e+000	<-
146 Benzo(a)pyrene	1.15870 / 1.41801	1.20558	1.29129	1.30603	1.39608	1.40899	AVRG		1.31210		7.81003	
148 3-Methylcholanthrene	+++++ / +++++	+++++	+++++	+++++	+++++	+++++	AVRG		0.000e+000		0.000e+000	<-
149 Indeno(1,2,3-cd)pyrene	1.33016 / 1.70102	1.41885	1.53004	1.53283	1.63016	1.68938	AVRG		1.54749		8.94004	
150 Dibenz(a,h)anthracene	1.02872 / 1.35734	1.11109	1.21803	1.22216	1.30414	1.32583	AVRG		1.22390		9.75294	
151 Benzo(g,h,i)perylene	1.07472 / 1.43528	1.21338	1.30399	1.28527	1.38423	1.41689	AVRG		1.30197		9.79200	

TestAmerica Pittsburgh

INITIAL CALIBRATION DATA

Start Cal Date : 23-JUL-2008 02:29
End Cal Date : 23-JUL-2008 04:28
Quant Method : ISTD
Origin : Included
Target Version : 4.14
Integrator : HP RTE
Method file : \\PITSVR06\D\chem\733.i\N072308.b\827011.m
Last Edit : 23-Jul-2008 04:43 piccolinov

Compound	0.4000000 Level 1	2.0000 Level 2	4.0000 Level 3	10.0000 Level 4	20.0000 Level 5	40.0000 Level 6	Curve	Coefficients b	m1	m2	%RSD or R^2
	80.0000 Level 7										
225 p-Chlorophenylmethylsulfoxide	+++++	+++++	+++++	+++++	+++++	+++++					
	+++++						AVRG		0.000e+000		0.000e+000 <-
$ 154 Nitrobenzene-d5	0.34420	0.38221	0.38470	0.38331	0.39374	0.40599					
	0.42204						AVRG		0.38803		6.22471
$ 155 2-Fluorobiphenyl	1.17177	1.40504	1.32300	1.40785	1.40682	1.47201					
	1.52286						AVRG		1.38705		8.18103
$ 156 Terphenyl-d14	0.88963	0.86184	0.87059	0.95369	0.88508	0.91206					
	0.95999						AVRG		0.90470		4.31019
$ 157 Phenol-d5	1.51998	1.66038	1.55745	1.64739	1.59469	1.49842					
	1.58883						AVRG		1.58102		3.83487
$ 158 2-Fluorophenol	1.25260	1.26971	1.24195	1.30848	1.28299	1.21924					
	1.28389						AVRG		1.26555		2.36395

TestAmerica Pittsburgh

INITIAL CALIBRATION DATA

Start Cal Date : 23-JUL-2008 02:29
End Cal Date : 23-JUL-2008 04:28
Quant Method : ISTD
Origin : Included
Target Version : 4.14
Integrator : HP RTE
Method file : \\PITSVR06\D\chem\733.i\N072308.b\827011.m
Last Edit : 23-Jul-2008 04:43 piccolinov

Compound	0.4000000 Level 1	2.0000 Level 2	4.0000 Level 3	10.0000 Level 4	20.0000 Level 5	40.0000 Level 6	Curve	Coefficients b	m1	m2	%RSD or R^2
	80.0000 Level 7										
$ 159 2,4,6-Tribromophenol	0.08237	0.09473	0.09711	0.09218	0.10485	0.10271					
	0.10406						AVRG		0.09686		8.28395
$ 186 2-Chlorophenol-d4	1.53270	1.48013	1.48099	1.53656	1.44198	1.40911					
	1.43360						AVRG		1.47358		3.31444
$ 187 1,2-Dichlorobenzene-d4	0.90645	1.11934	1.03857	1.04771	1.04210	0.97891					
	1.02451						AVRG		1.02251		6.44117

(1 - 339)

192

C8H150236

TestAmerica Pittsburgh

INITIAL CALIBRATION DATA

Start Cal Date : 23-JUL-2008 02:29
End Cal Date : 23-JUL-2008 04:28
Quant Method : ISTD
Origin : Included
Target Version : 4.14
Integrator : HP RTE
Method file : \\PITSVR06\D\chem\733.i\N072308.b\827011.m
Last Edit : 23-Jul-2008 04:43 piccolinov

Curve	Formula	Units
Averaged	Amt = Rsp/m1	Response
Quad	Amt = b + m1*Rsp + m2*Rsp^2	Response

FORM 5
SEMIVOLATILE ORGANIC INSTRUMENT PERFORMANCE CHECK
DECAFLUOROTRIPHENYLPHOSPHINE (DFTPP)

Lab Name: TESTAMERICA PITTSBURGH Contract:

Lab Code: TA Case No.: SAS No.: SDG No.: C8H150236

Lab File ID: N0819DF1 DFTPP Injection Date: 08/18/08

Instrument ID: 733 DFTPP Injection Time: 2142

m/e	ION ABUNDANCE CRITERIA	% RELATIVE ABUNDANCE
51	30.0 - 60.0% of mass 198	42.5
68	Less than 2.0% of mass 69	0.6 (1.1)1
69	Mass 69 relative abundance	50.3
70	Less than 2.0% of mass 69	0.1 (0.2)1
127	40.0 - 60.0% of mass 198	49.9
197	Less than 1.0% of mass 198	0.5
198	Base Peak, 100% relative abundance	100.0
199	5.0 to 9.0% of mass 198	6.7
275	10.0 - 30.0% of mass 198	22.1
365	Greater than 1.0% of mass 198	2.78
441	Present, but less than mass 443	9.5
442	Greater than 40.0% of mass 198	54.8
443	17.0 - 23.0% of mass 442	11.5 (20.9)2

1-Value is % mass 69 2-Value is % mass 442

THIS CHECK APPLIES TO THE FOLLOWING SAMPLES, MS, MSD, BLANKS, AND STANDARDS:

	EPA SAMPLE NO.	LAB SAMPLE ID	LAB FILE ID	DATE ANALYZED	TIME ANALYZED
01	SSTD4.0	SSTD4.0	N08190CC	08/18/08	2157
02	INTRA-LAB BL	KVADK1AA	N0819005	08/18/08	2336
03	INTRA-LAB CH	KVADK1AC	N0819006	08/18/08	2355
04	TP-11-06	KT8EG1AC	N0819007	08/19/08	0015
05	TP-11-06 MS	KT8EG1A6	N0819008	08/19/08	0035
06	TP-11-06 MSD	KT8EG1A7	N0819009	08/19/08	0054
07	TP-5-06	KT8ET1AC	N0819010	08/19/08	0114
08	TP-16-05	KT8EW1AC	N0819011	08/19/08	0135
09	TP-10-0506	KT8E41AK	N0819012	08/19/08	0155
10	TP-9-0405	KT8E81AJ	N0819013	08/19/08	0214
11	TP-13-0506	KT8FD1AJ	N0819014	08/19/08	0234
12	TP-7-0506	KT8FH1AK	N0819015	08/19/08	0254
13	TP-20-0506	KT8FK1AC	N0819016	08/19/08	0314
14	TP-8-0506	KT8FL1AJ	N0819017	08/19/08	0334
15	TP-19-0506	KT8G01AJ	N0819018	08/19/08	0354
16	TP-6-0506	KT8G11AJ	N0819019	08/19/08	0414
17	TP-3-0506	KT8G31AK	N0819020	08/19/08	0434
18	TP-1-0506	KT8G51AJ	N0819021	08/19/08	0454
19	TP-14-0506	KT8G61AJ	N0819022	08/19/08	0514
20	TP-15-0506	KT8HG1AC	N0819023	08/19/08	0534
21	TP-2-0708	KT8HJ1AJ	N0819024	08/19/08	0553
22	TP-18-0607	KT8HN1AC	N0819025	08/19/08	0613

FORM 5
SEMIVOLATILE ORGANIC INSTRUMENT PERFORMANCE CHECK
DECAFLUOROTRIPHENYLPHOSPHINE (DFTPP)

Lab Name: TESTAMERICA PITTSBURGH Contract:

Lab Code: TA Case No.: SAS No.: SDG No.: C8H150236

Lab File ID: N0819DF1 DFTPP Injection Date: 08/18/08

Instrument ID: 733 DFTPP Injection Time: 2142

m/e	ION ABUNDANCE CRITERIA	% RELATIVE ABUNDANCE
51	30.0 - 60.0% of mass 198	42.5
68	Less than 2.0% of mass 69	0.6 (1.1)1
69	Mass 69 relative abundance	50.3
70	Less than 2.0% of mass 69	0.1 (0.2)1
127	40.0 - 60.0% of mass 198	49.9
197	Less than 1.0% of mass 198	0.5
198	Base Peak, 100% relative abundance	100.0
199	5.0 to 9.0% of mass 198	6.7
275	10.0 - 30.0% of mass 198	22.1
365	Greater than 1.0% of mass 198	2.78
441	Present, but less than mass 443	9.5
442	Greater than 40.0% of mass 198	54.8
443	17.0 - 23.0% of mass 442	11.5 (20.9)2

1-Value is % mass 69 2-Value is % mass 442

THIS CHECK APPLIES TO THE FOLLOWING SAMPLES, MS, MSD, BLANKS, AND STANDARDS:

	EPA SAMPLE NO.	LAB SAMPLE ID	LAB FILE ID	DATE ANALYZED	TIME ANALYZED
01	TP-12-0708	KT8H01AJ	N0819026	08/19/08	0634
02	TP-4-0506	KT8JD1AJ	N0819027	08/19/08	0653
03	TP-17-0506	KT8JE1AC	N0819028	08/19/08	0713
04					
05					
06					
07					
08					
09					
10					
11					
12					
13					
14					
15					
16					
17					
18					
19					
20					
21					
22					

TestAmerica Pittsburgh

CONTINUING CALIBRATION COMPOUNDS

Instrument ID: 733.i
Lab File ID: N08190CC.D
Analysis Type:
Lab Sample ID: sstd4.0
Method: \\PITSVR06\D\chem\733.i\N081908.b\827011.m

Injection Date: 18-AUG-2008 21:57
Init. Cal. Date(s): 23-JUL-2008 23-JUL-2008
Init. Cal. Times: 02:29 04:28
Quant Type: ISTD

COMPOUND	RRF / AMOUNT	RF4	CCAL RRF4	MIN RRF	%D / %DRIFT	MAX %D / %DRIFT	CURVE TYPE
1,4-Dioxane	0.37709	0.42498	0.42498	0.010	-12.70072	25.00000	Averaged
N-Nitrosodimethylamine	0.53530	0.56134	0.56134	0.010	-4.86455	25.00000	Averaged
Pyridine	1.11556	1.16998	1.16998	0.010	-4.87793	25.00000	Averaged
Methyl methanesulfonate	0.69914	0.72591	0.72591	0.010	-3.82839	25.00000	Averaged
Benzaldehyde	4.00000	2.29632	0.41358	0.010	42.59191	0.000e+000	Quadratic
Aniline	1.97427	1.98043	1.98043	0.010	-0.31203	25.00000	Averaged
Phenol	1.74429	1.73046	1.73046	0.010	0.79253	20.00000	Averaged
Bis(2-Chloroethyl)ether	1.13622	1.15071	1.15071	0.010	-1.27549	25.00000	Averaged
2-Chlorophenol	1.44213	1.41476	1.41476	0.010	1.89844	25.00000	Averaged
1,3-Dichlorobenzene	1.66532	1.62775	1.62775	0.010	2.25600	25.00000	Averaged
1,4-Dichlorobenzene	1.70760	1.66684	1.66684	0.010	2.38745	20.00000	Averaged
1,2-Dichlorobenzene	1.56406	1.59519	1.59519	0.010	-1.99016	25.00000	Averaged
Benzyl Alcohol	0.85194	0.75167	0.75167	0.010	11.77020	25.00000	Averaged
2-Methylphenol	1.18024	1.16436	1.16436	0.010	1.34541	25.00000	Averaged
2,2'-oxybis(1-Chloropropane	1.63901	1.73761	1.73761	0.010	-6.01590	25.00000	Averaged
Acetophenone	1.74151	1.71120	1.71120	0.010	1.74071	25.00000	Averaged
N-Nitroso-di-n-propylamine	0.80252	0.77749	0.77749	0.050	3.11850	50.00000	Averaged
3+4-Methylphenol	1.28337	1.27178	1.27178	0.010	0.90330	25.00000	Averaged
Hexachloroethane	0.67016	0.72443	0.72443	0.010	-8.09794	25.00000	Averaged
Nitrobenzene	0.37502	0.39542	0.39542	0.010	-5.43843	25.00000	Averaged
Isophorone	0.63771	0.61577	0.61577	0.010	3.44121	25.00000	Averaged
2-Nitrophenol	0.19816	0.20281	0.20281	0.010	-2.34462	20.00000	Averaged
2,4-Dimethylphenol	0.35355	0.35083	0.35083	0.010	0.76902	25.00000	Averaged
Bis(2-Chloroethoxy)methane	0.37279	0.37627	0.37627	0.010	-0.93359	25.00000	Averaged
2,4-Dichlorophenol	0.32821	0.33096	0.33096	0.010	-0.83651	20.00000	Averaged
Benzoic Acid	10.00000	8.05396	0.14387	0.010	19.46044	0.000e+000	Quadratic
1,2,4-Trichlorobenzene	0.38867	0.39492	0.39492	0.010	-1.60920	25.00000	Averaged
Naphthalene	1.08707	1.06023	1.06023	0.010	2.46948	25.00000	Averaged
4-Chloroaniline	0.43133	0.40520	0.40520	0.010	6.05770	25.00000	Averaged
2,6-Dichlorophenol	0.33770	0.32180	0.32180	0.010	4.70744	25.00000	Averaged
Hexachlorobutadiene	0.24429	0.24925	0.24925	0.010	-2.02738	20.00000	Averaged
Caprolactam	0.07243	0.07255	0.07255	0.010	-0.15941	25.00000	Averaged
4-Chloro-3-Methylphenol	0.28980	0.27846	0.27846	0.010	3.91326	20.00000	Averaged
2-Methylnaphthalene	0.67233	0.64246	0.64246	0.010	4.44213	25.00000	Averaged
1-Methylnaphthalene	0.65544	0.65335	0.65335	0.010	0.31937	25.00000	Averaged
Hexachlorocyclopentadiene	0.47584	0.42009	0.42009	0.050	11.71642	50.00000	Averaged
2,4,6-Trichlorophenol	0.42174	0.39073	0.39073	0.010	7.35233	20.00000	Averaged
2,4,5-Trichlorophenol	0.45953	0.41845	0.41845	0.010	8.94012	25.00000	Averaged
2-Biphenyl	1.61728	1.40642	1.40642	0.010	13.03763	25.00000	Averaged
2-Chloronaphthalene	1.27143	1.16147	1.16147	0.010	8.64815	25.00000	Averaged
2-Nitroaniline	0.32980	0.30701	0.30701	0.010	6.91124	25.00000	Averaged
Dimethylphthalate	1.26834	1.16527	1.16527	0.010	8.12627	25.00000	Averaged

TestAmerica Pittsburgh

CONTINUING CALIBRATION COMPOUNDS

Instrument ID: 733.i Injection Date: 18-AUG-2008 21:57
Lab File ID: N08190CC.D Init. Cal. Date(s): 23-JUL-2008 23-JUL-2008
Analysis Type: Init. Cal. Times: 02:29 04:28
Lab Sample ID: sstd4.0 Quant Type: ISTD
Method: \\PITSVR06\D\chem\733.i\N081908.b\827011.m

			CCAL	MIN		MAX	
CCALPOINT	RRF / AMOUNT	RF4	RRF4	RRF	%D / %DRIFT	%D / %DRIFT	CURVE TYPE
92 2,6-Dinitrotoluene	0.25753	0.25084	0.25084	0.010	2.59655	25.00000	Averaged
93 Acenaphthylene	1.82494	1.62993	1.62993	0.010	10.68591	25.00000	Averaged
94 3-Nitroaniline	0.27912	0.25764	0.25764	0.010	7.69624	25.00000	Averaged
95 Acenaphthene	1.15149	1.01408	1.01408	0.010	11.93295	20.00000	Averaged
96 2,4-Dinitrophenol	10.00000	9.27161	0.13045	0.050	7.28390	0.000e+000	Quadratic
97 4-Nitrophenol	0.20703	0.19745	0.19745	0.050	4.62566	50.00000	Averaged
98 Dibenzofuran	1.63446	1.52367	1.52367	0.010	6.77826	25.00000	Averaged
99 2,4-Dinitrotoluene	0.33656	0.33562	0.33562	0.010	0.27896	25.00000	Averaged
100 2,3,5,6-Tetrachlorophenol	0.35468	0.33584	0.33584	0.010	5.30999	25.00000	Averaged
101 2,3,4,6-Tetrachlorophenol	0.36598	0.34836	0.34836	0.010	4.81317	25.00000	Averaged
102 1-Naphthylamine	0.87451	0.81715	0.81715	0.010	6.55926	25.00000	Averaged
103 Diethylphthalate	1.18434	1.13555	1.13555	0.010	4.11922	25.00000	Averaged
104 Fluorene	1.30130	1.22218	1.22218	0.010	6.07983	25.00000	Averaged
105 4-Chlorophenyl-phenylether	0.66304	0.62320	0.62320	0.010	6.00770	25.00000	Averaged
106 4-Nitroaniline	0.29193	0.26850	0.26850	0.010	8.02557	25.00000	Averaged
107 4,6-Dinitro-2-methylphenol	10.00000	9.36703	0.11470	0.010	6.32972	0.000e+000	Quadratic
108 N-Nitrosodiphenylamine (1)	0.51874	0.48486	0.48486	0.010	6.53147	20.00000	Averaged
109 1,2-Diphenylhydrazine	0.76695	0.71547	0.71547	0.010	6.71235	25.00000	Averaged
110 4-Bromophenyl-phenylether	0.22744	0.21463	0.21463	0.010	5.63272	25.00000	Averaged
111 Hexachlorobenzene	0.21438	0.22166	0.22166	0.010	-3.39444	25.00000	Averaged
112 Atrazine	0.20714	0.19841	0.19841	0.010	4.21393	25.00000	Averaged
113 Pentachlorophenol	0.14436	0.15025	0.15025	0.010	-4.08119	20.00000	Averaged
114 Phenanthrene	1.07822	0.99722	0.99722	0.010	7.51326	25.00000	Averaged
115 Anthracene	1.09359	1.02842	1.02842	0.010	5.95981	25.00000	Averaged
116 Carbazole	0.90840	0.90379	0.90379	0.010	0.50762	25.00000	Averaged
117 Di-n-Butylphthalate	1.11235	1.03180	1.03180	0.010	7.24143	25.00000	Averaged
118 Fluoranthene	1.10711	1.03593	1.03593	0.010	6.42931	20.00000	Averaged
119 Benzidine	4.00000	2.60863	0.36958	0.010	34.78425	0.000e+000	Quadratic
120 Pyrene	1.41469	1.40050	1.40050	0.010	1.00295	25.00000	Averaged
121 Butylbenzylphthalate	0.58910	0.56592	0.56592	0.010	3.93456	25.00000	Averaged
122 3,3'-Dichlorobenzidine	0.44383	0.44846	0.44846	0.010	-1.04315	25.00000	Averaged
123 Benzo(a)Anthracene	1.28111	1.23915	1.23915	0.010	3.27496	25.00000	Averaged
124 Chrysene	1.21586	1.28313	1.28313	0.010	-5.53326	25.00000	Averaged
125 Bis(2-ethylhexyl)Phthalate	0.82615	0.76790	0.76790	0.010	7.04984	25.00000	Averaged
126 Di-n-octylphthalate	1.58769	1.35801	1.35801	0.010	14.46657	20.00000	Averaged
127 Benzo(b)fluoranthene	1.56745	1.55059	1.55059	0.010	1.07561	25.00000	Averaged
128 Benzo(k)fluoranthene	1.70245	1.45200	1.45200	0.010	14.71106	25.00000	Averaged
129 7,12-dimethylbenz[a]anthrac	0.70617	0.66907	0.66907	0.010	5.25326	25.00000	Averaged
130 Benzo(a)pyrene	1.31210	1.25075	1.25075	0.010	4.67516	20.00000	Averaged
131 Indeno(1,2,3-cd)pyrene	1.54749	1.27694	1.27694	0.010	17.48344	25.00000	Averaged
132 Dibenz(a,h)anthracene	1.22390	1.03463	1.03463	0.010	15.46467	25.00000	Averaged
133 Benzo(g,h,i)perylene	1.30197	1.19290	1.19290	0.010	8.37735	25.00000	Averaged

TestAmerica Pittsburgh

CONTINUING CALIBRATION COMPOUNDS

Instrument ID: 733.i
Lab File ID: N08190CC.D
Analysis Type:
Lab Sample ID: sstd4.0
Method: \\PITSVR06\D\chem\733.i\N081908.b\827011.m

Injection Date: 18-AUG-2008 21:57
Init. Cal. Date(s): 23-JUL-2008 23-JUL-2008
Init. Cal. Times: 02:29 04:28
Quant Type: ISTD

COMPOUND	RRF / AMOUNT	RF4	CCAL RRF4	MIN RRF	%D / %DRIFT	MAX %D / %DRIFT	CURVE TYPE
$ 154 Nitrobenzene-d5	0.38803	0.38847	0.38847	0.010	-0.11392	25.00000	Averaged
$ 155 2-Fluorobiphenyl	1.38705	1.26145	1.26145	0.010	9.05529	25.00000	Averaged
$ 156 Terphenyl-d14	0.90470	0.91217	0.91217	0.010	-0.82597	25.00000	Averaged
$ 157 Phenol-d5	1.58102	1.57770	1.57770	0.010	0.21010	25.00000	Averaged
$ 158 2-Fluorophenol	1.26555	1.33806	1.33806	0.010	-5.72898	25.00000	Averaged
$ 159 2,4,6-Tribromophenol	0.09686	0.09975	0.09975	0.010	-2.98862	25.00000	Averaged
$ 186 2-Chlorophenol-d4	1.47358	1.42168	1.42168	0.010	3.52206	25.00000	Averaged
$ 187 1,2-Dichlorobenzene-d4	1.02251	1.01892	1.01892	0.010	0.35152	25.00000	Averaged

SW846 8270C METHOD BLANK SUMMARY

BLANK WORKORDER NO.: KVADK1AA

Lab Name: TestAmerica Laboratories, Inc.

Lab Code: TALPIT

SDG Number:

Lab File ID: N0819005.

Lot Number: C8H150236

Date Analyzed: 08/18/08

Time Analyzed: 23:36

Matrix: SOLID

Date Extracted:08/18/08

GC Column: ID: .00

Extraction Method: 3541

Instrument ID: 733

Level:(low/med) LOW

THIS METHOD BLANK APPLIES TO THE FOLLOWING SAMPLES, LCS, LCSD, MS , MSD:

	CLIENT ID.	SAMPLE WORK ORDER #	LAB FILE ID	DATE ANALYZED	TIME ANALYZED
01	TP-11-06	KT8EG1AC	N0819007.	08/19/08	00:15
02	TP-11-06	KT8EG1A6 S	N0819008.	08/19/08	00:35
03	TP-11-06	KT8EG1A7 D	N0819009.	08/19/08	00:54
04	TP-5-06	KT8ET1AC	N0819010.	08/19/08	01:14
05	TP-16-05	KT8EW1AC	N0819011.	08/19/08	01:35
06	TP-10-0506	KT8E41AK	N0819012.	08/19/08	01:55
07	TP-9-0405	KT8E81AJ	N0819013.	08/19/08	02:14
08	TP-13-0506	KT8FD1AJ	N0819014.	08/19/08	02:34
09	TP-7-0506	KT8FH1AK	N0819015.	08/19/08	02:54
10	TP-20-0506	KT8FK1AC	N0819016.	08/19/08	03:14
11	TP-8-0506	KT8FL1AJ	N0819017.	08/19/08	03:34
12	TP-19-0506	KT8G01AJ	N0819018.	08/19/08	03:54
13	TP-6-0506	KT8G11AJ	N0819019.	08/19/08	04:14
14	TP-3-0506	KT8G31AK	N0819020.	08/19/08	04:34
15	TP-1-0506	KT8G51AJ	N0819021.	08/19/08	04:54
16	TP-14-0506	KT8G61AJ	N0819022.	08/19/08	05:14
17	TP-15-0506	KT8HG1AC	N0819023.	08/19/08	05:34
18	TP-2-0708	KT8HJ1AJ	N0819024.	08/19/08	05:53
19	TP-18-0607	KT8HN1AC	N0819025.	08/19/08	06:13
20	TP-12-0708	KT8H01AJ	N0819026.	08/19/08	06:34
21	TP-4-0506	KT8JD1AJ	N0819027.	08/19/08	06:53
22	TP-17-0506	KT8JE1AC	N0819028.	08/19/08	07:13
23	CHECK SAMPLE	KVADK1AC C	N0819006.	08/18/08	23:55
24					
25					
26					
27					
28					
29					
30					

COMMENTS:

FORM IV

METHOD BLANK REPORT

GC/MS Semivolatiles

Client Lot #...: C8H150236
MB Lot-Sample #: C8H180000-051

Work Order #...: KVADK1AA

Matrix.....: SOLID

Prep Date.....: 08/18/08
Prep Batch #...: 8231051
Initial Wgt/Vol: 15 g
Analyst ID.....: 003200

Analysis Time..: 23:36
Final Wgt/Vol..: 5 mL
Instrument ID..: 733

Analysis Date..: 08/18/08
Dilution Factor: 1

PARAMETER	RESULT	REPORTING LIMIT	UNITS	METHOD
Acenaphthene	ND	330	ug/kg	SW846 8270C
Acenaphthylene	ND	330	ug/kg	SW846 8270C
Acetophenone	ND	330	ug/kg	SW846 8270C
Anthracene	ND	330	ug/kg	SW846 8270C
Atrazine	ND	330	ug/kg	SW846 8270C
Benzo(a)anthracene	ND	330	ug/kg	SW846 8270C
Benzo(a)pyrene	ND	330	ug/kg	SW846 8270C
Benzo(b)fluoranthene	ND	330	ug/kg	SW846 8270C
Benzo(ghi)perylene	ND	330	ug/kg	SW846 8270C
Benzo(k)fluoranthene	ND	330	ug/kg	SW846 8270C
Benzoic acid	ND	330	ug/kg	SW846 8270C
Benzyl alcohol	ND	330	ug/kg	SW846 8270C
Bis(2-Chloroethoxy) methane	ND	330	ug/kg	SW846 8270C
Bis(2-Chloroethyl)-ether	ND	330	ug/kg	SW846 8270C
bis(2-Ethylhexyl) phthalate	ND	330	ug/kg	SW846 8270C
4-Bromophenyl phenyl ether	ND	330	ug/kg	SW846 8270C
Butyl benzyl phthalate	ND	330	ug/kg	SW846 8270C
Caprolactam	ND	330	ug/kg	SW846 8270C
Carbazole	ND	330	ug/kg	SW846 8270C
4-Chloroaniline	ND	330	ug/kg	SW846 8270C
4-Chloro-3-methylphenol	ND	330	ug/kg	SW846 8270C
2-Chloronaphthalene	ND	330	ug/kg	SW846 8270C
2-Chlorophenol	ND	330	ug/kg	SW846 8270C
4-Chlorophenyl phenyl ether	ND	330	ug/kg	SW846 8270C
Chrysene	ND	330	ug/kg	SW846 8270C
Dibenz(a,h)anthracene	ND	330	ug/kg	SW846 8270C
Dibenzofuran	ND	330	ug/kg	SW846 8270C
3,3'-Dichlorobenzidine	ND	1600	ug/kg	SW846 8270C
2,4-Dichlorophenol	ND	330	ug/kg	SW846 8270C
Diethyl phthalate	ND	330	ug/kg	SW846 8270C
2,4-Dimethylphenol	ND	330	ug/kg	SW846 8270C
Dimethyl phthalate	ND	330	ug/kg	SW846 8270C
Di-n-butyl phthalate	ND	330	ug/kg	SW846 8270C
4,6-Dinitro-2-methylphenol	ND	1600	ug/kg	SW846 8270C

(Continued on next page)

METHOD BLANK REPORT

GC/MS Semivolatiles

Client Lot #...: C8H150236 **Work Order #...:** KVADK1AA **Matrix.....:** SOLID

PARAMETER	RESULT	REPORTING LIMIT	UNITS	METHOD
2,4-Dinitrophenol	ND	1600	ug/kg	SW846 8270C
2,4-Dinitrotoluene	ND	330	ug/kg	SW846 8270C
2,6-Dinitrotoluene	ND	330	ug/kg	SW846 8270C
Di-n-octyl phthalate	ND	330	ug/kg	SW846 8270C
Fluoranthene	ND	330	ug/kg	SW846 8270C
Fluorene	ND	330	ug/kg	SW846 8270C
Hexachlorobenzene	ND	330	ug/kg	SW846 8270C
Hexachlorobutadiene	ND	330	ug/kg	SW846 8270C
Hexachlorocyclopenta-diene	ND	1600	ug/kg	SW846 8270C
Hexachloroethane	ND	330	ug/kg	SW846 8270C
Indeno(1,2,3-cd)pyrene	ND	330	ug/kg	SW846 8270C
Isophorone	ND	330	ug/kg	SW846 8270C
2-Methylnaphthalene	ND	330	ug/kg	SW846 8270C
2-Methylphenol	ND	330	ug/kg	SW846 8270C
4-Methylphenol	ND	330	ug/kg	SW846 8270C
Naphthalene	ND	330	ug/kg	SW846 8270C
2-Nitroaniline	ND	1600	ug/kg	SW846 8270C
3-Nitroaniline	ND	1600	ug/kg	SW846 8270C
4-Nitroaniline	ND	1600	ug/kg	SW846 8270C
Nitrobenzene	ND	330	ug/kg	SW846 8270C
2-Nitrophenol	ND	330	ug/kg	SW846 8270C
4-Nitrophenol	ND	1600	ug/kg	SW846 8270C
N-Nitrosodi-n-propyl-amine	ND	330	ug/kg	SW846 8270C
N-Nitrosodiphenylamine	ND	330	ug/kg	SW846 8270C
2,2'-oxybis (1-Chloropropane)	ND	330	ug/kg	SW846 8270C
Pentachlorophenol	ND	1600	ug/kg	SW846 8270C
Phenanthrene	ND	330	ug/kg	SW846 8270C
Phenol	ND	330	ug/kg	SW846 8270C
Pyrene	ND	330	ug/kg	SW846 8270C
2,4,5-Trichloro-phenol	ND	330	ug/kg	SW846 8270C
2,4,6-Trichloro-phenol	ND	330	ug/kg	SW846 8270C

SURROGATE	PERCENT RECOVERY	RECOVERY LIMITS
2,4,6-Tribromophenol	92	(10 - 117)
2-Fluorobiphenyl	84	(20 - 109)
2-Fluorophenol	77	(10 - 113)
Nitrobenzene-d5	83	(18 - 106)
Phenol-d5	82	(18 - 113)
Terphenyl-d14	105	(10 - 138)

(Continued on next page)

METHOD BLANK REPORT

GC/MS Semivolatiles

Client Lot #...: C8H150236 Work Order #...: KVADK1AA Matrix.....: SOLID

NOTE(S):

Calculations are performed before rounding to avoid round-off errors in calculated results.

SW846 8270C SURROGATE RECOVERY

Lab Name: TestAmerica Laboratories, Inc. Client: Tetra Tech NUS, Inc

Lab Code: TALPIT SDG No:

Lot #: C8H150236

Extraction: XXA4FQL01

	CLIENT ID.	SRG01	SRG02	SRG03	SRG04	SRG05	SRG06	TOT OUT
01	TP-11-06	81	80	68	76	76	97	00
02	TP-5-06	84	79	67	77	73	93	00
03	TP-16-05	74	77	70	75	73	85	00
04	TP-10-0506	75	75	65	67	70	82	00
05	TP-9-0405	79	75	70	72	70	92	00
06	TP-13-0506	70	70	65	67	70	80	00
07	TP-7-0506	82	78	72	70	77	86	00
08	TP-20-0506	69	68	67	67	68	72	00
09	TP-8-0506	81	74	70	75	73	89	00
10	TP-19-0506	72	74	69	73	71	80	00
11	TP-6-0506	80	80	68	76	73	80	00
12	TP-3-0506	83	82	77	78	82	98	00
13	TP-1-0506	78	80	75	75	78	93	00
14	TP-14-0506	84	80	72	74	73	101	00
15	TP-15-0506	82	76	71	71	75	89	00
16	TP-2-0708	82	79	70	72	74	93	00
17	TP-18-0607	73	68	61	62	64	79	00
18	TP-12-0708	67	68	61	66	65	71	00
19	TP-4-0506	73	72	65	66	67	84	00
20	TP-17-0506	81	77	69	70	73	91	00
21	METHOD BLK. KVADK1AA	92	84	77	83	82	105	00
22	LCS KVADK1AC	87	74	67	68	73	83	00
23	TP-11-06 D	88	79	71	80	74	87	00
24	TP-11-06 S	90	79	73	75	76	81	00

SURROGATES		QC LIMITS
SRG01	= 2,4,6-Tribromophenol	(10-117)
SRG02	= 2-Fluorobiphenyl	(20-109)
SRG03	= 2-Fluorophenol	(10-113)
SRG04	= Nitrobenzene-d5	(18-106)
SRG05	= Phenol-d5	(18-113)
SRG06	= Terphenyl-d14	(10-138)

\# Column to be used to flag recovery values
* Values outside of required QC Limits
D System monitoring Compound diluted out

FORM II

SW846 8270C CHECK SAMPLE RECOVERY

Lab Name: TestAmerica Laboratories, Inc. Client: Tetra Tech NUS, Inc

Lab Code: TALPIT SDG No:

Lot #: C8H180000 WO #: KVADK1AC
BATCH: 8231051

COMPOUND	SPIKE ADDED (ug/kg)	SAMPLE CONCENT. (ug/kg)	% REC	QC LIMITS REC	QUAL
1,2,4-Trichlorobenzene	6670	4700	70	37- 111	
1,4-Dichlorobenzene	6670	4280	64	36- 107	
2,4-Dinitrotoluene	6670	5880	88	35- 117	
2-Chlorophenol	6670	4460	67	38- 109	
4-Chloro-3-methylphenol	6670	5000	75	39- 111	
4-Nitrophenol	6670	5890	88	30- 125	
Acenaphthene	6670	5140	77	38- 112	
N-Nitrosodi-n-propylamine	6670	4720	71	36- 114	
Pentachlorophenol	6670	5580	84	21- 127	
Phenol	6670	4620	69	36- 110	
Pyrene	6670	5280	79	43- 118	
Butyl benzyl phthalate	6670	4990	75	47- 115	
4-Bromophenyl phenyl ethe	6670	5150	77	46- 120	
4-Methylphenol	13300	9140	69	41- 117	
Hexachloroethane	6670	4560	68	40- 106	
Naphthalene	6670	4680	70	44- 109	

NOTES(S):

* Values outside of QC limits

Spike Recovery: 0 out of 16 outside limits

COMMENTS:

FORM III

SW846 8270C MATRIX SPIKE/MATRIX SPIKE DUPLICATE RECOVERY

Lab Name: TestAmerica Laboratories, Inc. Client: Tetra Tech NUS, Inc

Lab Code: TALPIT SDG No:

Matrix Spike ID: TP-11-06 Level: (low/med) LOW

Lot #: C8H150236 WO #: KT8EG1A6
BATCH: 8231051

COMPOUND	SPIKE ADDED (ug/kg)	SAMPLE CONCENT. (ug/kg)	MS CONCENT. (ug/kg)	MS % REC	LIMITS REC	QUAL
Naphthalene	9610	ND	7250	75	10 - 140	
1,2,4-Trichlorobenzene	9610	ND	6980	73	21 - 118	
1,4-Dichlorobenzene	9610	ND	6310	66	20 - 105	
2,4-Dinitrotoluene	9610	ND	8440	88	15 - 132	
2-Chlorophenol	9610	ND	7100	74	16 - 120	
4-Chloro-3-methylphenol	9610	ND	7280	76	16 - 128	
4-Nitrophenol	9610	ND	7700	80	10 - 154	
Acenaphthene	9610	ND	7290	76	15 - 130	
N-Nitrosodi-n-propylamine	9610	ND	7280	76	30 - 118	
Pentachlorophenol	9610	ND	6360	66	10 - 136	
Phenol	9610	ND	6630	69	19 - 119	
Pyrene	9610	ND	7270	76	10 - 168	
Butyl benzyl phthalate	9610	ND	7200	75	27 - 130	
4-Bromophenyl phenyl ethe	9610	ND	7360	77	27 - 136	
4-Methylphenol	19200	ND	14000	73	17 - 131	
Hexachloroethane	9610	ND	6570	68	13 - 111	

NOTES (S):

Results and reporting limits have been adjusted for dry weight.

Column to be used to flag recovery and RPD values with an asterisk
* Values outside of QC limits

RPD: 0 out of 0 outside limits
Spike Recovery: 0 out of 16 outside limits

COMMENTS:

FORM III

SW846 8270C MATRIX SPIKE/MATRIX SPIKE DUPLICATE RECOVERY

Lab Name: TestAmerica Laboratories, Inc. Client: Tetra Tech NUS, Inc

Lab Code: TALPIT SDG No:

Matrix Spike ID: TP-11-06 Level: (low/med) LOW

Lot #: C8H150236 WO #: KT8EG1A7
BATCH: 8231051

COMPOUND	SPIKE ADDED (ug/kg)	MSD CONCENT. (ug/kg)	MSD % REC	% RPD	QC LIMITS RPD	QC LIMITS REC	QUAL
N-Nitrosodi-n-propylamine	9670	7290	75	0.17	51	30 - 118	
Pentachlorophenol	9670	6430	66	1.1	123	10 - 136	
Phenol	9670	6490	67	2.0	50	19 - 119	
Pyrene	9670	7780	80	6.7	69	10 - 168	
Butyl benzyl phthalate	9670	7500	78	4.1	48	27 - 130	
4-Bromophenyl phenyl ethe	9670	7510	78	2.0	48	27 - 136	
4-Methylphenol	19300	13900	72	0.91	50	17 - 131	
Hexachloroethane	9670	6520	67	0.74	63	13 - 111	
Naphthalene	9670	7400	76	2.0	56	10 - 140	
1,2,4-Trichlorobenzene	9670	7420	77	6.1	49	21 - 118	
1,4-Dichlorobenzene	9670	6350	66	0.64	62	20 - 105	
2,4-Dinitrotoluene	9670	8030	83	5.0	49	15 - 132	
2-Chlorophenol	9670	6870	71	3.3	54	16 - 120	
4-Chloro-3-methylphenol	9670	7210	74	0.96	52	16 - 128	
4-Nitrophenol	9670	7080	73	8.4	88	10 - 154	
Acenaphthene	9670	7410	77	1.7	50	15 - 130	

NOTES (S):

Results and reporting limits have been adjusted for dry weight.

Column to be used to flag recovery and RPD values with an asterisk
* Values outside of QC limits

RPD: 0 out of 16 outside limits
Spike Recovery: 0 out of 16 outside limits

COMMENTS:

FORM III

FORM 8
SEMIVOLATILE INTERNAL STANDARD AREA AND RT SUMMARY

Lab Name: TESTAMERICA PITTSBURGH Contract:

Lab Code: TA Case No.: SAS No.: SDG No.: C8H150236

Lab File ID (Standard): N08190CC Date Analyzed: 08/18/08

Instrument ID: 733 Time Analyzed: 2157

		IS1 (DCB) AREA	#	RT	#	IS2 (NPT) AREA	#	RT	#	IS3 (ANT) AREA	#	RT	#
	12 HOUR STD	125920		4.37		456704		5.34		264707		6.67	
	UPPER LIMIT	251840		4.87		913408		5.84		529414		7.17	
	LOWER LIMIT	62960		3.87		228352		4.84		132354		6.17	
	CLIENT SAMPLE NO.												
01	INTRA-LAB BL	163987		4.37		559557		5.33		313550		6.67	
02	INTRA-LAB CH	140333		4.37		480320		5.34		253336		6.67	
03	TP-11-06	179052		4.37		612476		5.33		338615		6.67	
04	TP-11-06 MS	142384		4.36		497921		5.33		260882		6.66	
05	TP-11-06 MSD	166565		4.37		552959		5.33		304029		6.67	
06	TP-5-06	151761		4.37		485140		5.33		275153		6.67	
07	TP-16-05	155601		4.37		546249		5.33		288915		6.66	
08	TP-10-0506	136136		4.37		476547		5.33		253973		6.66	
09	TP-9-0405	155940		4.37		549516		5.33		290583		6.66	
10	TP-13-0506	174208		4.37		629284		5.33		342450		6.66	
11	TP-7-0506	166566		4.36		601091		5.33		328919		6.66	
12	TP-20-0506	145733		4.37		525145		5.33		279456		6.66	
13	TP-8-0506	164062		4.36		578286		5.33		311991		6.66	
14	TP-19-0506	186889		4.37		657286		5.33		358092		6.66	
15	TP-6-0506	156197		4.36		524699		5.33		277993		6.66	
16	TP-3-0506	174049		4.36		644386		5.33		349782		6.66	
17	TP-1-0506	181423		4.36		650909		5.33		361918		6.66	
18	TP-14-0506	165885		4.36		576390		5.33		313117		6.66	
19	TP-15-0506	157719		4.36		569584		5.33		307533		6.66	
20	TP-2-0708	174056		4.36		617295		5.33		328998		6.66	
21	TP-18-0607	136824		4.36		476914		5.32		254698		6.65	
22	TP-12-0708	148111		4.37		505866		5.33		271896		6.66	

IS1 (DCB) = 1,4-Dichlorobenzene-d4
IS2 (NPT) = Naphthalene-d8
IS3 (ANT) = Acenaphthene-d10

AREA UPPER LIMIT = +100% of internal standard area
AREA LOWER LIMIT = - 50% of internal standard area
RT UPPER LIMIT = + 0.50 minutes of internal standard RT
RT LOWER LIMIT = - 0.50 minutes of internal standard RT

Column used to flag internal standard area values with an asterisk.
* Values outside of QC limits.

FORM 8
SEMIVOLATILE INTERNAL STANDARD AREA AND RT SUMMARY

Lab Name: TESTAMERICA PITTSBURGH Contract:

Lab Code: TA Case No.: SAS No.: SDG No.: C8H150236

Lab File ID (Standard): N08190CC Date Analyzed: 08/18/08

Instrument ID: 733 Time Analyzed: 2157

		IS4(PHN) AREA #	RT #	IS5(CRY) AREA #	RT #	IS6(PRY) AREA #	RT #
	12 HOUR STD	439518	7.80	341514	9.82	283458	11.07
	UPPER LIMIT	879036	8.30	683028	10.32	566916	11.57
	LOWER LIMIT	219759	7.30	170757	9.32	141729	10.57
	CLIENT SAMPLE NO.						
01	INTRA-LAB BL	539195	7.80	379652	9.81	287179	11.06
02	INTRA-LAB CH	434490	7.79	387390	9.82	315945	11.07
03	TP-11-06	552704	7.79	411061	9.81	315525	11.06
04	TP-11-06 MS	423583	7.79	389334	9.81	321804	11.05
05	TP-11-06 MSD	482893	7.79	391037	9.82	309233	11.06
06	TP-5-06	471766	7.79	370899	9.82	309193	11.06
07	TP-16-05	482188	7.79	380391	9.81	309806	11.06
08	TP-10-0506	448850	7.79	369175	9.81	309465	11.06
09	TP-9-0405	483979	7.79	371586	9.81	312319	11.06
10	TP-13-0506	567395	7.79	418208	9.81	317291	11.05
11	TP-7-0506	545432	7.79	403454	9.81	328927	11.05
12	TP-20-0506	470883	7.79	374793	9.81	313274	11.06
13	TP-8-0506	470793	7.79	371080	9.81	309878	11.06
14	TP-19-0506	596605	7.79	419752	9.81	329298	11.06
15	TP-6-0506	463809	7.79	364378	9.81	305407	11.06
16	TP-3-0506	571105	7.78	431610	9.80	336170	11.05
17	TP-1-0506	594202	7.79	415496	9.81	325106	11.06
18	TP-14-0506	496862	7.79	355079	9.81	294111	11.06
19	TP-15-0506	501286	7.79	377421	9.81	303947	11.06
20	TP-2-0708	540363	7.79	406667	9.81	316498	11.06
21	TP-18-0607	425962	7.78	344198	9.80	293894	11.05
22	TP-12-0708	462176	7.79	366557	9.81	309059	11.06

IS4 (PHN) = Phenanthrene-d10
IS5 (CRY) = Chrysene-d12
IS6 (PRY) = Perylene-d12

AREA UPPER LIMIT = +100% of internal standard area
AREA LOWER LIMIT = - 50% of internal standard area
RT UPPER LIMIT = + 0.50 minutes of internal standard RT
RT LOWER LIMIT = - 0.50 minutes of internal standard RT

Column used to flag internal standard area values with an asterisk.
* Values outside of QC limits.

FORM 8
SEMIVOLATILE INTERNAL STANDARD AREA AND RT SUMMARY

Lab Name: TESTAMERICA PITTSBURGH Contract:

Lab Code: TA Case No.: SAS No.: SDG No.: C8H150236

Lab File ID (Standard): N08190CC Date Analyzed: 08/18/08

Instrument ID: 733 Time Analyzed: 2157

		IS1 (DCB) AREA #	RT #	IS2 (NPT) AREA #	RT #	IS3 (ANT) AREA #	RT #
	12 HOUR STD	125920	4.37	456704	5.34	264707	6.67
	UPPER LIMIT	251840	4.87	913408	5.84	529414	7.17
	LOWER LIMIT	62960	3.87	228352	4.84	132354	6.17
	CLIENT SAMPLE NO.						
01	TP-4-0506	182939	4.37	633787	5.33	339170	6.66
02	TP-17-0506	138498	4.36	489875	5.32	263955	6.65
03							
04							
05							
06							
07							
08							
09							
10							
11							
12							
13							
14							
15							
16							
17							
18							
19							
20							
21							
22							

IS1 (DCB) = 1,4-Dichlorobenzene-d4
IS2 (NPT) = Naphthalene-d8
IS3 (ANT) = Acenaphthene-d10

AREA UPPER LIMIT = +100% of internal standard area
AREA LOWER LIMIT = - 50% of internal standard area
RT UPPER LIMIT = + 0.50 minutes of internal standard RT
RT LOWER LIMIT = - 0.50 minutes of internal standard RT

Column used to flag internal standard area values with an asterisk.
* Values outside of QC limits.

FORM 8
SEMIVOLATILE INTERNAL STANDARD AREA AND RT SUMMARY

Lab Name: TESTAMERICA PITTSBURGH Contract:

Lab Code: TA Case No.: SAS No.: SDG No.: C8H150236

Lab File ID (Standard): N08190CC Date Analyzed: 08/18/08

Instrument ID: 733 Time Analyzed: 2157

		IS4 (PHN) AREA #	RT #	IS5 (CRY) AREA #	RT #	IS6 (PRY) AREA #	RT #
	12 HOUR STD	439518	7.80	341514	9.82	283458	11.07
	UPPER LIMIT	879036	8.30	683028	10.32	566916	11.57
	LOWER LIMIT	219759	7.30	170757	9.32	141729	10.57
	CLIENT SAMPLE NO.						
01	TP-4-0506	557805	7.79	377918	9.81	308127	11.07
02	TP-17-0506	437904	7.78	354280	9.80	299495	11.05
03							
04							
05							
06							
07							
08							
09							
10							
11							
12							
13							
14							
15							
16							
17							
18							
19							
20							
21							
22							

IS4 (PHN) = Phenanthrene-d10
IS5 (CRY) = Chrysene-d12
IS6 (PRY) = Perylene-d12

AREA UPPER LIMIT = +100% of internal standard area
AREA LOWER LIMIT = - 50% of internal standard area
RT UPPER LIMIT = + 0.50 minutes of internal standard RT
RT LOWER LIMIT = - 0.50 minutes of internal standard RT

Column used to flag internal standard area values with an asterisk.
* Values outside of QC limits.

TestAmerica Pittsburgh

Semivolatile REPORT SW-846 Method 8270

Data file : \\PITSVR06\D\chem\733.i\N081908.b\N0819026.D
Lab Smp Id: KT8H01AJ Client Smp ID: TP-12-0708
Inj Date : 19-AUG-2008 06:34
Operator : 3200 Inst ID: 733.i
Smp Info : C8H150236-018 8/18/08 soil (8231051) 8270c
Misc Info : KT8H01AJ,N081908.b,827011.m,padep.sub
Comment :
Method : \\PITSVR06\D\chem\733.i\N081908.b\827011.m
Meth Date : 19-Aug-2008 00:07 733.i Quant Type: ISTD
Cal Date : 23-JUL-2008 04:28 Cal File: N0723IC7.D
Als bottle: 28
Dil Factor: 1.00000
Integrator: HP RTE Compound Sublist: padep.sub
Target Version: 4.14
Processing Host: PITSVR06

reported result for Pyrene 50 mg/kg

Concentration Formula: Amt * DF * Uf * Vt/(Vi * Ws)*gpc * CpndVariable

Name	Value	Description
DF	1.000	Dilution Factor
Uf	1.000	ng unit correction factor
Vt	5000.000	Volume of final extract (uL) (1000 low, 2
Vi	2.000	Volume injected (uL)
Ws	15.000	Weight of sample extracted (g)
gpc	1.000	gpc correction factor
Cpnd Variable		Local Compound Variable

$$\frac{(10135)(8\text{ ng})(5000\text{ml})}{(366557)(1.41469)(15.09)(2\text{ uL})(.52)} = 50.1 \text{ mg/kg}$$

Compounds	QUANT SIG MASS	RT	EXP RT	REL RT	RESPONSE	CONCENTRATIONS ON-COLUMN (NG)	FINAL (ug/kg)
* 1 1,4-Dichlorobenzene-d4	152	4.365	4.369	(1.000)	148111	8.00000	
* 2 Naphthalene-d8	136	5.326	5.336	(1.000)	505866	8.00000	
* 3 Acenaphthene-d10	164	6.662	6.666	(1.000)	271896	8.00000	
* 4 Phenanthrene-d10	188	7.789	7.799	(1.000)	462176	8.00000	
* 5 Chrysene-d12	240	9.814	9.823	(1.000)	366557	8.00000	
* 6 Perylene-d12	264	11.064	11.073	(1.000)	309059	8.00000	
198 1,4-Dioxane	88	Compound Not Detected.					
10 N-Nitrosodimethylamine	74	Compound Not Detected.					
9 Pyridine	79	Compound Not Detected.					
16 Methyl methanesulfonate	80	Compound Not Detected.					
206 Benzaldehyde	77	Compound Not Detected.					
21 Aniline	93	Compound Not Detected.					
22 Phenol	94	Compound Not Detected.					
23 bis(2-Chloroethyl)ether	93	Compound Not Detected.					
24 2-Chlorophenol	128	Compound Not Detected.					
26 1,3-Dichlorobenzene	146	Compound Not Detected.					
27 1,4-Dichlorobenzene	146	Compound Not Detected.					
28 1,2-Dichlorobenzene	146	Compound Not Detected.					
29 Benzyl Alcohol	108	Compound Not Detected.					

	Compounds	QUANT SIG MASS	RT	EXP RT	REL RT	RESPONSE	CONCENTRATIONS ON-COLUMN (NG)	CONCENTRATIONS FINAL (ug/kg)
30	2-Methylphenol	108	Compound Not Detected.					
31	2,2'-oxybis(1-Chloropropane)	45	Compound Not Detected.					
37	Acetophenone	105	Compound Not Detected.					
32	N-Nitroso-di-n-propylamine	70	Compound Not Detected.					
192	4-Methylphenol	108	Compound Not Detected.					
34	Hexachloroethane	117	Compound Not Detected.					
35	Nitrobenzene	77	Compound Not Detected.					
41	Isophorone	82	Compound Not Detected.					
42	2-Nitrophenol	139	Compound Not Detected.					
43	2,4-Dimethylphenol	107	Compound Not Detected.					
44	bis(2-Chloroethoxy)methane	93	Compound Not Detected.					
48	2,4-Dichlorophenol	162	Compound Not Detected.					
49	Benzoic Acid	122	Compound Not Detected.					
50	1,2,4-Trichlorobenzene	180	Compound Not Detected.					
51	Naphthalene	128	5.342	5.352	(1.003)	10036	0.14600	24.334
52	4-Chloroaniline	127	Compound Not Detected.					
54	2,6-Dichlorophenol	162	Compound Not Detected.					
56	Hexachlorobutadiene	224	Compound Not Detected.					
208	Caprolactam	113	Compound Not Detected.					
59	4-Chloro-3-Methylphenol	107	Compound Not Detected.					
62	2-Methylnaphthalene	142	5.866	5.875	(1.101)	5741	0.13504	22.507
63	1-Methylnaphthalene	142	5.941	5.950	(1.115)	1516	0.03658	6.0963
64	Hexachlorocyclopentadiene	236	Compound Not Detected.					
66	2,4,6-Trichlorophenol	196	Compound Not Detected.					
67	2,4,5-Trichlorophenol	196	Compound Not Detected.					
209	1,1'-Biphenyl	154	Compound Not Detected.					
70	2-Chloronaphthalene	162	Compound Not Detected.					
73	2-Nitroaniline	65	Compound Not Detected.					
76	Dimethylphthalate	163	Compound Not Detected.					
78	2,6-Dinitrotoluene	165	Compound Not Detected.					
79	Acenaphthylene	152	Compound Not Detected.					
81	3-Nitroaniline	138	Compound Not Detected.					
82	Acenaphthene	153	Compound Not Detected.					
83	2,4-Dinitrophenol	184	Compound Not Detected.					
85	4-Nitrophenol	109	Compound Not Detected.					
86	Dibenzofuran	168	6.817	6.821	(1.023)	2230	0.04014	6.6906
87	2,4-Dinitrotoluene	165	Compound Not Detected.					
91	2,3,5,6-Tetrachlorophenol	231	Compound Not Detected.					
88	2,3,4,6-Tetrachlorophenol	231	Compound Not Detected.					
92	2-Naphthylamine	143	Compound Not Detected.					
93	Diethylphthalate	149	Compound Not Detected.					
94	Fluorene	166	Compound Not Detected.					
95	4-Chlorophenyl-phenylether	204	Compound Not Detected.					
96	4-Nitroaniline	138	Compound Not Detected.					
98	4,6-Dinitro-2-methylphenol	198	Compound Not Detected.					
99	N-Nitrosodiphenylamine (1)	169	Compound Not Detected.					
100	1,2-Diphenylhydrazine	77	Compound Not Detected.					
106	4-Bromophenyl-phenylether	248	Compound Not Detected.					
107	Hexachlorobenzene	283	Compound Not Detected.					
210	Atrazine	200	Compound Not Detected.					
111	Pentachlorophenol	265	Compound Not Detected.					
115	Phenanthrene	178	7.810	7.815	(1.003)	15006	0.24090	40.150
116	Anthracene	178	7.848	7.857	(1.008)	4212	0.06667	11.111
119	Carbazole	167	Compound Not Detected.					

Compounds	QUANT SIG MASS	RT	EXP RT	REL RT	RESPONSE	CONCENTRATIONS ON-COLUMN (NG)	CONCENTRATIONS FINAL (ug/kg)
120 Di-n-Butylphthalate	149	Compound Not Detected.					
123 Fluoranthene	202	8.719	8.728	(1.119)	10163	0.15890	26.483
124 Benzidine	184	Compound Not Detected.					
125 Pyrene	202	8.895	8.904	(0.906)	10135	0.15635	26.059
131 Butylbenzylphthalate	149	Compound Not Detected.					
135 3,3'-Dichlorobenzidine	252	Compound Not Detected.					
136 Benzo(a)Anthracene	228	Compound Not Detected.					
137 Chrysene	228	Compound Not Detected.					
139 bis(2-ethylhexyl)Phthalate	149	Compound Not Detected.					
140 Di-n-octylphthalate	149	Compound Not Detected.					
141 Benzo(b)fluoranthene	252	Compound Not Detected.					
142 Benzo(k)fluoranthene	252	Compound Not Detected.					
143 7,12-dimethylbenz[a]anthracen	256	Compound Not Detected.					
146 Benzo(a)pyrene	252	Compound Not Detected.					
149 Indeno(1,2,3-cd)pyrene	276	Compound Not Detected.					
150 Dibenz(a,h)anthracene	278	Compound Not Detected.					
151 Benzo(g,h,i)perylene	276	Compound Not Detected.					
$ 154 Nitrobenzene-d5	82	4.782	4.786	(0.898)	651493	26.5522	4425.4
$ 155 2-Fluorobiphenyl	172	6.149	6.159	(0.923)	1286007	27.2796	4546.6
$ 156 Terphenyl-d14	244	9.007	9.017	(0.918)	1183626	28.5536	4758.9
$ 157 Phenol-d5	99	4.108	4.112	(0.941)	1133334	38.7189	6453.1
$ 158 2-Fluorophenol	112	3.344	3.343	(0.766)	856432	36.5524	6092.0
$ 159 2,4,6-Tribromophenol	330	7.260	7.270	(0.932)	225357	40.2726	6712.1
$ 186 2-Chlorophenol-d4	132	4.189	4.198	(0.960)	980066	35.9239	5987.3
$ 187 1,2-Dichlorobenzene-d4	152	4.482	4.486	(1.027)	448835	23.7094	3951.6

8D

PESTICIDE ANALYTICAL SEQUENCE

Lab Name: TESTAMERICA PITTSBURGH Contract:

Lab Code: TA Case No.: SAS No.: SDG No.: SDGA00532

GC Column: MR-1 ID: 0.53 (mm) Init. Calib. Date(s): 08/18/08 08/18/08

Instrument ID: GC14

THE ANALYTICAL SEQUENCE OF PERFORMANCE EVALUATION MIXTURES, BLANKS, SAMPLES, AND STANDARDS IS GIVEN BELOW:

	MEAN SURROGATE RT FROM INITIAL CALIBRATION					
	EPA SAMPLE NO.	LAB SAMPLE ID	DATE ANALYZED	TIME ANALYZED	RT #	RT #
01		M2154	08/18/08	0808		
02		M1232	08/18/08	0828		
03		M1242	08/18/08	0848		
04		M1248	08/18/08	0908		
05		M1262	08/18/08	0928		
06		M1268	08/18/08	0948		
07		XL1660	08/18/08	1046		
08		L1660	08/18/08	1106		
09		ML1660	08/18/08	1126		
10		M1660	08/18/08	1146		
11		MH1660	08/18/08	1206		
12		H1660	08/18/08	1226		
13		XH1660	08/18/08	1246		
14		2M2154	08/18/08	1306		
15		2M1232	08/18/08	1326		
16		2M1242	08/18/08	1346		
17		2M1248	08/18/08	1406		
18		2M1262	08/18/08	1426		
19		2M1268	08/18/08	1446		
20		2M1660	08/18/08	1506		
21						
22						
23						
24						
25						
26						
27						
28						
29						
30						
31						
32						

QC LIMITS

Column used to flag retention time values with an asterisk.
* Values outside of QC limits.

8D

PESTICIDE ANALYTICAL SEQUENCE

Lab Name: .TESTAMERICA PITTSBURGH Contract:

Lab Code: TA Case No.: SAS No.: 40325 SDG No.: C8H150236

GC Column: MR-1 ID: 0.53 (mm) Init. Calib. Date(s): 08/18/08 08/18/08

Instrument ID: GC14

THE ANALYTICAL SEQUENCE OF PERFORMANCE EVALUATION MIXTURES, BLANKS, SAMPLES, AND STANDARDS IS GIVEN BELOW:

	MEAN SURROGATE RT FROM INITIAL CALIBRATION					
	EPA SAMPLE NO.	LAB SAMPLE ID	DATE ANALYZED	TIME ANALYZED	RT #	RT #
01		M2154	08/21/08	0820		
02		M1232	08/21/08	0840		
03		M1242	08/21/08	0900		
04		M1248	08/21/08	0920		
05		M1262	08/21/08	0940		
06		M1268	08/21/08	1000		
07		M1660	08/21/08	1020		
08	TP-13-0506	KT8FD1A6	08/21/08	1106		
09	TP-13-0506 M	KT8FD1A7	08/21/08	1127		
10	TP-13-0506 M	KT8FD1A8	08/21/08	1147		
11	TP-20-0506	KT8FK1AD	08/21/08	1207		
12	TP-15-0506	KT8HG1AD	08/21/08	1247		
13	TP-18-0607	KT8HN1AD	08/21/08	1307		
14	TP-17-0506	KT8JE1AD	08/21/08	1327		
15	PBLK2071	KVCXD1AA	08/21/08	1507		
16	LCS2071	KVCXD1AC	08/21/08	1547		
17		MH1660	08/21/08	1708		
18						
19						
20						
21						
22						
23						
24						
25						
26						
27						
28						
29						
30						
31						
32						

QC LIMITS

\# Column used to flag retention time values with an asterisk.
* Values outside of QC limits.

Report Date : 19-Aug-2008 07:29

TestAmerica Pittsburgh

INITIAL CALIBRATION DATA

6E
HP6890 GC-14
MR-1

Start Cal Date : 18-AUG-2008 08:08
End Cal Date : 18-AUG-2008 12:46
Quant Method : ESTD
Origin : Disabled
Target Version : 4.14
Integrator : Falcon
Method file : \\PITSVR06\D\chem\gc14.i\08178.b\PCBA.m
Last Edit : 19-Aug-2008 07:25 gc14.i
Curve Type : Average

Calibration File Names:
Level 1: \\PITSVR06\D\chem\gc14.i\08178.b\Y0880481.D
Level 2: \\PITSVR06\D\chem\gc14.i\08178.b\Y0880482.D
Level 3: \\PITSVR06\D\chem\gc14.i\08178.b\Y0880483.D
Level 4: \\PITSVR06\D\chem\gc14.i\08178.b\Y0880484.D
Level 5: \\PITSVR06\D\chem\gc14.i\08178.b\Y0880485.D
Level 6: \\PITSVR06\D\chem\gc14.i\08178.b\Y0880486.D
Level 7: \\PITSVR06\D\chem\gc14.i\08178.b\Y0880480.D

Compound	0.05000 Level 1 / 0.01000 Level 7	0.20000 Level 2	0.50000 Level 3	1.000 Level 4	2.000 Level 5	4.000 Level 6	RRF	% RSD	
1 Aroclor-1221(1)	+++++ / +++++	+++++	546638	+++++	+++++	+++++	546638	0.000	
(2)	+++++ / +++++	+++++	383532	+++++	+++++	+++++	383532	0.000	<-
(3)	+++++ / +++++	+++++	1148138	+++++	+++++	+++++	1148138	0.000	<-
3 Aroclor-1232(1)	+++++ / +++++	+++++	602500	+++++	+++++	+++++	602500	0.000	
(2)	+++++ / +++++	+++++	708762	+++++	+++++	+++++	708762	0.000	<-
(3)	+++++ / +++++	+++++	538100	+++++	+++++	+++++	538100	0.000	<-
(4)	+++++ / +++++	+++++	635600	+++++	+++++	+++++	635600	0.000	<-
(5)	+++++ / +++++	+++++	644146	+++++	+++++	+++++	644146	0.000	<-

Report Date : 19-Aug-2008 07:29

TestAmerica Pittsburgh

INITIAL CALIBRATION DATA

Start Cal Date : 18-AUG-2008 08:08
End Cal Date : 18-AUG-2008 12:46
Quant Method : ESTD
Origin : Disabled
Target Version : 4.14
Integrator : Falcon
Method file : \\PITSVR06\D\chem\gc14.i\08178.b\PCBA.m
Last Edit : 19-Aug-2008 07:25 gc14.i
Curve Type : Average

Compound	0.05000 Level 1	0.20000 Level 2	0.50000 Level 3	1.000 Level 4	2.000 Level 5	4.000 Level 6	RRF	% RSD	
	0.01000 Level 7								
4 Aroclor-1016(1)	1536380	1863050	1755536	1697565	1593248	1583834			
	1844600						1696316	7.692	
(2)	1002380	1218500	1089832	1135457	1039262	1032790			
	1195500						1101960	7.613	
(3)	1167680	1479845	1404134	1386800	1376071	1333046			
	1439600						1369597	7.343	
(4)	1330420	1624630	1620742	1577405	1537782	1520008			
	1574700						1540812	6.523	
(5)	1230800	1565265	1564988	1460613	1488936	1465889			
	1521700						1471170	7.772	
5 Aroclor-1242(1)	+++++	+++++	1392264	+++++	+++++	+++++			
	+++++						1392264	0.000	
(2)	+++++	+++++	925886	+++++	+++++	+++++			
	+++++						925886	0.000	<-
(3)	+++++	+++++	1155596	+++++	+++++	+++++			
	+++++						1155596	0.000	<-
(4)	+++++	+++++	1003196	+++++	+++++	+++++			
	+++++						1003196	0.000	<-
(5)	+++++	+++++	821826	+++++	+++++	+++++			
	+++++						821826	0.000	<-
6 Aroclor-1248(1)	+++++	+++++	1743416	+++++	+++++	+++++			
	+++++						1743416	0.000	

Report Date : 19-Aug-2008 07:29

TestAmerica Pittsburgh

INITIAL CALIBRATION DATA

Start Cal Date : 18-AUG-2008 08:08
End Cal Date : 18-AUG-2008 12:46
Quant Method : ESTD
Origin : Disabled
Target Version : 4.14
Integrator : Falcon
Method file : \\PITSVR06\D\chem\gc14.i\08178.b\PCBA.m
Last Edit : 19-Aug-2008 07:25 gc14.i
Curve Type : Average

Compound	0.05000 Level 1 / 0.01000 Level 7	0.20000 Level 2	0.50000 Level 3	1.000 Level 4	2.000 Level 5	4.000 Level 6	RRF	% RSD	
(2)	+++++ / +++++	+++++	2366942	+++++	+++++	+++++	2366942	0.000	<-
(3)	+++++ / +++++	+++++	1594026	+++++	+++++	+++++	1594026	0.000	<-
(4)	+++++ / +++++	+++++	824252	+++++	+++++	+++++	824252	0.000	<-
(5)	+++++ / +++++	+++++	1187782	+++++	+++++	+++++	1187782	0.000	<-
7 Aroclor-1254(1)	+++++ / +++++	+++++	3214380	+++++	+++++	+++++	3214380	0.000	
(2)	+++++ / +++++	+++++	2176570	+++++	+++++	+++++	2176570	0.000	<-
(3)	+++++ / +++++	+++++	3587954	+++++	+++++	+++++	3587954	0.000	<-
(4)	+++++ / +++++	+++++	1511420	+++++	+++++	+++++	1511420	0.000	<-
(5)	+++++ / +++++	+++++	2781536	+++++	+++++	+++++	2781536	0.000	<-
8 Aroclor-1260(1)	2768740 / 3144200	3464675	3324652	3351773	3076595	3173998	3186376	7.160	
(2)	2423560 / 2525900	3045345	3081364	2837620	2648127	2705846	2752537	9.068	

Report Date : 19-Aug-2008 07:29

TestAmerica Pittsburgh

INITIAL CALIBRATION DATA

Start Cal Date : 18-AUG-2008 08:08
End Cal Date : 18-AUG-2008 12:46
Quant Method : ESTD
Origin : Disabled
Target Version : 4.14
Integrator : Falcon
Method file : \\PITSVR06\D\chem\gc14.i\08178.b\PCBA.m
Last Edit : 19-Aug-2008 07:25 gc14.i
Curve Type : Average

Compound	0.05000 Level 1 / 0.01000 Level 7	0.20000 Level 2	0.50000 Level 3	1.000 Level 4	2.000 Level 5	4.000 Level 6	RRF	% RSD	
(3)	2388580 / 2502600	3009675	2935408	2810153	2744423	2782927	2739109	8.130	
(4)	4901320 / 5282800	6294120	6518468	6455937	6022982	6666846	6020353	11.198	
(5)	2792100 / 3207000	3653960	3747510	3755496	3407664	3771527	3476465	10.605	
9 Aroclor-1262 (1)	+++++ / +++++	+++++	2575774	+++++	+++++	+++++	2575774	0.000	
(2)	+++++ / +++++	+++++	1957698	+++++	+++++	+++++	1957698	0.000	<-
(3)	+++++ / +++++	+++++	3716952	+++++	+++++	+++++	3716952	0.000	<-
(4)	+++++ / +++++	+++++	4775608	+++++	+++++	+++++	4775608	0.000	<-
(5)	+++++ / +++++	+++++	1966248	+++++	+++++	+++++	1966248	0.000	<-
10 Aroclor-1268 (1)	+++++ / +++++	+++++	10356800	+++++	+++++	+++++	10356800	0.000	<-
(2)	+++++ / +++++	+++++	9193868	+++++	+++++	+++++	9193868	0.000	<-
(3)	+++++ / +++++	+++++	7445256	+++++	+++++	+++++	7445256	0.000	<-

Report Date : 19-Aug-2008 07:29

TestAmerica Pittsburgh

INITIAL CALIBRATION DATA

Start Cal Date : 18-AUG-2008 08:08
End Cal Date : 18-AUG-2008 12:46
Quant Method : ESTD
Origin : Disabled
Target Version : 4.14
Integrator : Falcon
Method file : \\PITSVR06\D\chem\gc14.i\08178.b\PCBA.m
Last Edit : 19-Aug-2008 07:25 gc14.i
Curve Type : Average

Compound	0.05000 Level 1	0.20000 Level 2	0.50000 Level 3	1.000 Level 4	2.000 Level 5	4.000 Level 6	RRF	% RSD
	0.01000 Level 7							
(4)	+++++	+++++	2023434	+++++	+++++	+++++		
	+++++						2023434	0.000
$ 2 Tetrachloro-m-xylene	49628800	61772400	61427200	55881360	50482950	51170930		
	56932000						55327949	9.182
$ 11 Decachlorobiphenyl	24721600	31924700	33615400	32610600	28311830	32023025		
	31706000						30701879	10.114

Data File: \\PITSVR06\D\chem\gc14.i\08178.b\Y0880493.D
Report Date: 19-Aug-2008 07:25

7E
HP6890 GC-14
MR-1

TestAmerica Pittsburgh

CONTINUING CALIBRATION COMPOUNDS

Instrument ID: gc14.i
Lab File ID: Y0880493.D
Analysis Type:
Lab Sample ID: 2M1660
Method: \\PITSVR06\D\chem\gc14.i\08178.b\PCBA.m

Injection Date: 18-AUG-2008 15:06
Init. Cal. Date(s): 18-AUG-2008 18-AUG-2008
Init. Cal. Times: 08:08 12:46
Quant Type: ESTD

COMPOUND	RRF / AMOUNT	RF0.500	MIN RRF	%D / %DRIFT	MAX %D / %DRIFT	CURVE TYPE	
4 Aroclor-1016(1)	1696316	1430828	0.010	15.65087	15.00000	Averaged	<-
(2)	1101960	943900	0.010	14.34354	15.00000	Averaged	
(3)	1369597	1146738	0.010	16.27184	15.00000	Averaged	<-
(4)	1540812	1325352	0.010	13.98356	15.00000	Averaged	
(5)	1471170	1241138	0.010	15.63599	15.00000	Averaged	<-
$ 2 Tetrachloro-m-xylene	55327949	2367600	0.000	95.72079	15.00000	Averaged	<-
$ 11 Decachlorobiphenyl	30701879	667440	0.010	97.82606	15.00000	Averaged	<-
8 Aroclor-1260(1)	3186376	2926214	0.010	8.16483	15.00000	Averaged	
(2)	2752537	2775328	0.010	-0.82799	15.00000	Averaged	
(3)	2739109	2730952	0.010	0.29781	15.00000	Averaged	
(4)	6020353	5758690	0.010	4.34631	15.00000	Averaged	
(5)	3476465	3430644	0.010	1.31804	15.00000	Averaged	

15.2 de
NA 8/19/08

Data File: \\PITSVR06\D\chem\gc14.i\08178.b\Y0880546.D
Report Date: 22-Aug-2008 07:26

7E

TestAmerica Pittsburgh HP6890 GC-14 MR-1

CONTINUING CALIBRATION COMPOUNDS

Instrument ID: gc14.i
Lab File ID: Y0880546.D
Analysis Type:
Lab Sample ID: M1660
Method: \\PITSVR06\D\chem\gc14.i\08178.b\PCBA.m

Injection Date: 21-AUG-2008 10:20
Init. Cal. Date(s): 18-AUG-2008 18-AUG-2008
Init. Cal. Times: 08:08 12:46
Quant Type: ESTD

COMPOUND	RRF / AMOUNT	RF0.500	MIN RRF	%D / %DRIFT	MAX %D / %DRIFT	CURVE TYPE
4 Aroclor-1016(1)	1696316	1723796	0.010	-1.61997	15.00000	Averaged
(2)	1101960	1118244	0.010	-1.47772	15.00000	Averaged
(3)	1369597	1322540	0.010	3.43579	15.00000	Averaged
(4)	1540812	1506026	0.010	2.25767	15.00000	Averaged
(5)	1471170	1444862	0.010	1.78824	15.00000	Averaged
$ 2 Tetrachloro-m-xylene	55327949	57483840	0.000	-3.89657	15.00000	Averaged
$ 11 Decachlorobiphenyl	30701879	31455200	0.010	-2.45366	15.00000	Averaged
8 Aroclor-1260(1)	3186376	3302080	0.010	-3.63121	15.00000	Averaged
(2)	2752537	2920858	0.010	-6.11511	15.00000	Averaged
(3)	2739109	3004300	0.010	-9.68164	15.00000	Averaged
(4)	6020353	6387626	0.010	-6.10052	15.00000	Averaged
(5)	3476465	3803402	0.010	-9.40429	15.00000	Averaged

Data File: \\PITSVR06\D\chem\gc14.i\08178.b\Y0880566.D
Report Date: 22-Aug-2008 07:26

7E

HP6890 GC-14

MR-1

TestAmerica Pittsburgh

CONTINUING CALIBRATION COMPOUNDS

Instrument ID: gc14.i
Lab File ID: Y0880566.D
Analysis Type:
Lab Sample ID: MH1660
Method: \\PITSVR06\D\chem\gc14.i\08178.b\PCBA.m

Injection Date: 21-AUG-2008 17:08
Init. Cal. Date(s): 18-AUG-2008 18-AUG-2008
Init. Cal. Times: 08:08 12:46
Quant Type: ESTD

COMPOUND	RRF / AMOUNT	RF1	MIN RRF	%D / %DRIFT	MAX %D / %DRIFT	CURVE TYPE
4 Aroclor-1016 (1)	1696316	1565839	0.010	7.69180	15.00000	Averaged
(2)	1101960	1017337	0.010	7.67933	15.00000	Averaged
(3)	1369597	1299863	0.010	5.09154	15.00000	Averaged
(4)	1540812	1472144	0.010	4.45664	15.00000	Averaged
(5)	1471170	1406000	0.010	4.42981	15.00000	Averaged
$ 2 Tetrachloro-m-xylene	55327949	54049520	0.000	2.31064	15.00000	Averaged
$ 11 Decachlorobiphenyl	30701879	30502100	0.010	0.65071	15.00000	Averaged
8 Aroclor-1260 (1)	3186376	3078068	0.010	3.39910	15.00000	Averaged
(2)	2752537	2769747	0.010	-0.62523	15.00000	Averaged
(3)	2739109	2741843	0.010	-0.09980	15.00000	Averaged
(4)	6020353	6369624	0.010	-5.80150	15.00000	Averaged
(5)	3476465	3856578	0.010	-10.93389	15.00000	Averaged

SW846 8082 METHOD BLANK SUMMARY

BLANK WORKORDER NO.: KVCXD1AA

Lab Name: TestAmerica Laboratories, Inc.

Lab Code: TALPIT

SDG Number:

Lab File ID: Y0880560.

Lot Number: C8H150236

Matrix: SOLID

Extraction Method: 3541

Date Extracted: 08/19/08

Date Analyzed(1): 08/21/08

Date Analyzed(2): N/A

Time Analyzed(1): 15:07

Time Analyzed(2): N/A

Instrument ID(1): S/T

Instrument ID(2): N/A

GC Column(1): MR1/MR2 ID: 053 GC Column(2): N/A ID: N/A

THIS METHOD BLANK APPLIES TO THE FOLLOWING SAMPLES, MS, AND MSD:

	CLIENT ID.	SAMPLE WORK ORDER #	DATE ANALYZED(1)	DATE ANALYZED(2)
01	TP-13-0506	KT8FD1A6	08/21/08	N/A
02	TP-13-0506	KT8FD1A7 S	08/21/08	N/A
03	TP-13-0506	KT8FD1A8 D	08/21/08	N/A
04	TP-20-0506	KT8FK1AD	08/21/08	N/A
05	TP-15-0506	KT8HG1AD	08/21/08	N/A
06	TP-18-0607	KT8HN1AD	08/21/08	N/A
07	TP-17-0506	KT8JE1AD	08/21/08	N/A
08	CHECK SAMPLE	KVCXD1AC C	08/21/08	N/A
09				
10				
11				
12				
13				
14				
15				
16				
17				
18				
19				
20				

COMMENTS:

FORM IV

METHOD BLANK REPORT

GC Semivolatiles

Client Lot #...: C8H150236 **Work Order #...:** KVCXD1AA **Matrix.....:** SOLID
MB Lot-Sample #: C8H190000-071

Prep Date.....: 08/19/08 **Analysis Time..:** 15:07
Analysis Date..: 08/21/08 **Prep Batch #...:** 8232071 **Final Wgt/Vol..:** 20 mL
Dilution Factor: 1 **Initial Wgt/Vol:** 15 g **Instrument ID..:** S/T
Analyst ID.....: 402360

PARAMETER	RESULT	REPORTING LIMIT	UNITS	METHOD
Aroclor 1016	ND	33	ug/kg	SW846 8082
Aroclor 1221	ND	33	ug/kg	SW846 8082
Aroclor 1232	ND	33	ug/kg	SW846 8082
Aroclor 1242	ND	33	ug/kg	SW846 8082
Aroclor 1248	ND	33	ug/kg	SW846 8082
Aroclor 1254	ND	33	ug/kg	SW846 8082
Aroclor 1260	ND	33	ug/kg	SW846 8082

SURROGATE	PERCENT RECOVERY	RECOVERY LIMITS
Tetrachloro-m-xylene	116	(31 - 127)
Decachlorobiphenyl	105	(23 - 141)

NOTE(S):

Calculations are performed before rounding to avoid round-off errors in calculated results.

SW846 8082 SURROGATE RECOVERY

Lab Name: TestAmerica Laboratories, Inc. Client: Tetra Tech NUS, Inc

Lab Code: TALPIT SDG No:

Lot #: C8H150236

Extraction: XXA4FQH01

	CLIENT ID.	SRG01	SRG02	TOT OUT
01	TP-13-0506	110	97	00
02	TP-20-0506	113	89	00
03	TP-15-0506	114	111	00
04	TP-18-0607	108	100	00
05	TP-17-0506	97	102	00
06	METHOD BLK. KVCXD1AA	116	105	00
07	LCS KVCXD1AC	120	111	00
08	TP-13-0506 D	119	111	00
09	TP-13-0506 S	115	103	00

SURROGATES		QC LIMITS
SRG01	= Tetrachloro-m-xylene	(31-127)
SRG02	= Decachlorobiphenyl	(23-141)

\# Column to be used to flag recovery values
* Values outside of required QC Limits
D System monitoring Compound diluted out

FORM II

SW846 8082 CHECK SAMPLE RECOVERY

Lab Name: TestAmerica Laboratories, Inc. Client: Tetra Tech NUS, Inc

Lab Code: TALPIT SDG No:

Lot #: C8H190000 WO #: KVCXD1AC
BATCH: 8232071

COMPOUND	SPIKE ADDED (ug/kg)	SAMPLE CONCENT. (ug/kg)	% REC	QC LIMITS REC	QUAL
Aroclor 1016	1330	1180	89	55- 117	
Aroclor 1260	1330	1330	100	54- 117	

NOTES(S):

* Values outside of QC limits

Spike Recovery: 0 out of 2 outside limits

COMMENTS:

FORM III

SW846 8082 MATRIX SPIKE/MATRIX SPIKE DUPLICATE RECOVERY

Lab Name: TestAmerica Laboratories, Inc. Client: Tetra Tech NUS, Inc

Lab Code: TALPIT SDG No:

Matrix Spike ID: TP-13-0506 Level: (low/med) LOW

Lot #: C8H150236 WO #: KT8FD1A7
BATCH: 8232071

COMPOUND	SPIKE ADDED (ug/kg)	SAMPLE CONCENT. (ug/kg)	MS CONCENT. (ug/kg)	MS % REC	LIMITS REC	QUAL
Aroclor 1016	1420	ND	1270	90	10- 183	
Aroclor 1260	1420	ND	1400	99	25- 143	

NOTES(S):

Results and reporting limits have been adjusted for dry weight.

Column to be used to flag recovery and RPD values with an asterisk
* Values outside of QC limits

RPD: 0 out of 0 outside limits
Spike Recovery: 0 out of 2 outside limits

COMMENTS:

FORM III

SW846 8082 MATRIX SPIKE/MATRIX SPIKE DUPLICATE RECOVERY

Lab Name: TestAmerica Laboratories, Inc. Client: Tetra Tech NUS, Inc

Lab Code: TALPIT SDG No:

Matrix Spike ID: TP-13-0506 Level:(low/med) LOW

Lot #: C8H150236 WO #: KT8FD1A8
BATCH: 8232071

COMPOUND	SPIKE ADDED (ug/kg)	MSD CONCENT. (ug/kg)	MSD % REC	% RPD	QC LIMITS RPD	QC LIMITS REC	QUAL
Aroclor 1016	1420	1340	94	5.2	39	10- 183	
Aroclor 1260	1420	1490	105	5.8	34	25- 143	

NOTES(S):

Results and reporting limits have been adjusted for dry weight.

Column to be used to flag recovery and RPD values with an asterisk
* Values outside of QC limits

RPD: 0 out of 2 outside limits
Spike Recovery: 0 out of 2 outside limits

COMMENTS:

FORM III

Tetra Tech NUS **INTERNAL CORRESPONDENCE**

TO: **D. MURALI** **DATE:** **SEPTEMBER 19, 2008**

FROM: **TERRI L. SOLOMON** **COPIES:** **DV FILE**

SUBJECT: **INORGANIC / RADIOCHEMISTRY DATA VALIDATION – TAL METALS, PERCENT SOLIDS, GROSS ALPHA, GROSS BETA**
STRAWBERRY POINT
SAMPLE DELIVERY GROUP (SDG) – C8H150236

SAMPLES: 20/Soils/

TP-10-0506	TP-1-0506	TP-11-06
TP-12-0708	TP-13-0506	TP-14-0506
TP-15-0506	TP-16-05	TP-17-0506
TP-18-0607	TP-19-0506	TP-20-0506
TP-2-0708	TP-3-0506	TP-4-0506
TP-5-06	TP-6-0506	TP-7-0506
TP-8-0506	TP-9-0405	

Overview

The sample set for Strawberry Point, SDG C8H150236, consists of twenty (20) soil environmental samples. No field duplicate pairs were included within this SDG.

All samples were analyzed for Target Analyte List (TAL) metals and percent solids. Samples TP-5-06, TP-10-0506, TP-7-0506, TP-3-0506 and TP-15-0506 were also analyzed for gross alpha and gross beta. The samples were collected by Tetra Tech NUS on August 12, 13 and 14, 2008 and analyzed by Test America. Metals analyses were conducted using SW-846 method 6010B. Mercury analyses were conducted using SW-846 method 7471A. Percent solids analyses were conducted using Standard Method 20 2540G. Gross alpha and gross beta analyses were conducted using EPA method 900.0 MOD.

The findings offered in this report are based upon a general review of all available data. The data review was based on data completeness, holding times, initial and continuing calibration verification results, laboratory method / preparation blank results, ICP interference results, laboratory control sample laboratory control sample duplicate recoveries, matrix spike / matrix spike duplicate recoveries, laboratory duplicate results, ICP serial dilution results, detection limits and analyte quantitation.

Areas of concern with respect to data quality are listed below.

Major Problems

None.

Minor Problems

- The contract required detection limit (CRDL) percent recovery for arsenic was > 110% quality control limit. The positive results < 2X CRDL reported for arsenic were qualified as biased high, "K".

- The CRDL percent recovery for potassium was < 90% quality control limit. The positive results < 2X CRDL reported for potassium were qualified as biased low, "L".

- The following contaminants were detected in the laboratory method/preparation blanks at the following maximum concentrations:

Analyte	Maximum Concentration	Action Level
Barium	0.5 ug/L	0.25 mg/kg
Beryllium	0.6 ug/L	0.3 mg/kg
Cobalt	0.6 ug/L	0.3 mg/kg
Magnesium	14.5 ug/L	7.25 mg/kg
Manganese	0.4 ug/L	0.2 mg/kg
Silver	0.5 ug/L	0.25 mg/kg
Thallium	3.7 ug/L	1.85 mg/kg
Zinc[(1)]	0.42 mg/kg	2.1 mg/kg

[(1)] Maximum concentration present in a preparation blank.

An action level of 5X the maximum contaminant level has been used to evaluate sample data for blank contamination. Sample aliquot, percent solids and dilution factors, if applicable, were taken into consideration when evaluating for blank contamination. Positive results less than the blank action level reported for beryllium, cobalt, silver and thallium were qualified "B" as a result of laboratory blank contamination.

- The gross beta blank result was 2.3+/-1.4 pCi/g. A mean difference and sample/blank activity are used to determine blank qualification of data. The mean difference for samples TP-7-0506 and TP-3-0506 was > 3 and the sample and blank activity differ by a factor of less than 10. The positive results reported for gross beta for the aforementioned samples were qualified as estimated, "J".

- The interfering analyte iron was present in sample TP-1-0506 at a concentration comparable to the concentration of iron in the interference check sample (ICS) solution. Several analytes namely, antimony, barium, cadmium, chromium, copper, manganese, potassium, selenium, sodium and zinc were present in the ICS solution at a concentration that exceeded the absolute value of the instrument detection limit (IDL). Interference effects exist for antimony, cadmium, selenium and sodium in the affected sample. The positive and nondetected results reported for antimony, selenium and sodium were qualified as biased low, "L" and "UL", respectively. The positive result reported for cadmium was qualified as biased high, "K".

- The interfering analyte iron was present in samples TP-10-0506, TP-11-06, TP-15-0506 and TP-16-05 at a concentration comparable to the concentration of iron in the interference check sample (ICS) solution. Several analytes namely, antimony, barium, cadmium, chromium, copper, manganese, potassium, selenium, sodium and zinc were present in the ICS solution at a concentration that exceeded the absolute value of the instrument detection limit (IDL). Interference effects exist for antimony, selenium and sodium in the affected samples. The positive and nondetected results reported for antimony, selenium and sodium were qualified as biased low, "L" and "UL", respectively.

- The interfering analyte iron was present in samples TP-12-0708, TP-14-0506, TP-17-0506, TP-18-0607, TP-2-0708, TP-4-0506, TP-5-06, TP-6-0506 and TP-7-0506 at a concentration comparable to the concentration of iron in the interference check sample (ICS) solution. Several analytes namely, antimony, barium, cadmium, chromium, copper, manganese, potassium, selenium, sodium and zinc were present in the ICS solution at a concentration that exceeded the absolute value of the instrument detection limit (IDL). Interference effects exist for antimony, cadmium, selenium and sodium in the affected samples. The positive and nondetected results reported for antimony, selenium and sodium were qualified as biased low, "L" and "UL", respectively. The positive results reported for cadmium were qualified as biased high, "K".

- The interfering analyte iron was present in sample TP-3-0506 at a concentration comparable to the concentration of iron in the interference check sample (ICS) solution. Several analytes namely, antimony, barium, cadmium, chromium, copper, manganese, potassium, selenium, sodium and zinc were present in the ICS solution at a concentration that exceeded the absolute value of the instrument detection limit (IDL). Interference effects exist for antimony, selenium and sodium in the affected sample. The nondetected results reported for antimony, selenium and sodium were qualified as biased low, "UL".

- The laboratory control standard (LCS) percent recovery for gross beta was < 75% quality control limit. The positive results reported for gross beta were qualified as estimated, "J", as a result of conflicting noncompliances.

- The matrix spike / matrix spike duplicate percent recoveries for chromium and manganese were > 125% quality control limit. The positive results reported for the aforementioned analytes were qualified as biased high, "K".

- The matrix spike / matrix spike duplicate percent recoveries for antimony were < 75% quality control limit. The positive and nondetected results reported for antimony were qualified as biased low, "L" and "UL", respectively

Notes

For the metals analyses, the nondetected results reported on the EDD were reported to the CRDL. The Form Is were reported to the method detection limits (MDLs). The EDD was amended to report MDLs.

The CRDL percent recoveries for chromium and lead were < 90% quality control limit. No validation actions were warranted as all sample results were > 2X CRDL.

The CRDL percent recovery for thallium was > 110% quality control limit. No validation actions were warranted as all sample results were qualified as a result of blank contamination.

The gross alpha and gross beta results are reported on the Form Is with a 2-sigma uncertainty error. The EDD shows only the gross alpha / gross beta result.

Executive Summary

Laboratory Performance: The CRDL percent recovery for arsenic was > 110% quality control limit. The CRDL percent recovery for potassium was < 90% quality control limit. Several contaminants were present in the method / preparation blanks. The LCS percent recovery for gross beta was < 75% quality control limit.

Other Factors Affecting Data Quality: The interfering analyte iron was present in several samples. The matrix spike / matrix spike duplicate percent recoveries for chromium and manganese were > 125% quality control limit. The matrix spike / matrix spike duplicate percent recoveries for antimony were < 75% quality control limit.

The data for these analyses were reviewed with reference to Region III modifications to the "National Functional Guidelines for Inorganic Data Validation", April 1993 and the "National Functional guidelines for Organic Data Review", September 1994.

The text of this report has been formulated to address only those problem areas affecting data quality.

Tetra Tech NUS
Terri L. Solomon
Environmental Scientist

Tetra Tech NUS
Joseph A. Samchuck
Quality Assurance Officer

Attachments:

1. Appendix A - Qualified Analytical Results
2. Appendix B - Results as reported by the Laboratory
3. Appendix C - Support Documentation

APPENDIX A
QUALIFIED ANALYTICAL RESULTS

Data Validation Qualifier Codes:

A = Lab Blank Contamination
B = Field Blank Contamination
C = Calibration Noncompliance (e.g. % RSDs, %Ds, ICVs, CCVs, RRFs, etc.)
C01 = GC/MS Tuning Noncompliance
D = MS/MSD Recovery Noncompliance
E = LCS/LCSD Recovery Noncompliance
F = Lab Duplicate Imprecision
G = Field Duplicate Imprecision
H = Holding Time Exceedance
I = ICP Serial Dilution Noncompliance
J = GFAA PDS-GFAA MSA's r < 0.995 / ICP PDS Recovery Noncompliance
K = ICP Interference - includes ICS % R Noncompliance
L = Instrument Calibration Range Exceedance
M = Sample Preservation Noncompliance
N = Internal Standard Noncompliance
N01 = Internal Standard Recovery Noncompliance Dioxins
N02 = Recovery Standard Noncompliance Dioxins
N03 = Clean-up Standard Noncompliance Dioxins
O - Poor Instrument Performance (e.g. base-line drifting)
P = Uncertainty near detection limit (< 2 x IDL for inorganics and <CRQL for organics)
Q = Other problems (can encompass a number of issues; e.g. chromatography,interferences, etc.)
R = Surrogates Recovery Noncompliance
S = Pesticide/PCB Resolution
T = % Breakdown Noncompliance for DOT and Endrin
U = % Difference between columns/detectors >25% for positive results determined via GC/HPLC
V = Non-linear calibrations; correlation coefficient r < 0.995
W = EMPC result
X = Signal to noise response drop
Y = Percent solids <30%
Z = Uncertainty at 2 sigma deviation is greater than sample activity

PROJ_NO: 01659

SDG: C8H150236 MEDIA: SOIL DATA FRACTION: M

nsample	TP-10-0506
samp_date	8/12/2008
lab_id	C8H150236004
qc_type	NM
units	MG/KG
Pct_Solids	70.0
DUP_OF:	

Parameter	Result	Val Qual	Qual Code
ALUMINUM	14200		
ANTIMONY	0.31	L	DK
ARSENIC	8.6		
BARIUM	39.3		
BERYLLIUM	0.52		
CADMIUM	0.067	U	
CALCIUM	151		
CHROMIUM	36.1	K	D
COBALT	5.8		
COPPER	21.8		
IRON	38100		
LEAD	17.3		
MAGNESIUM	2500		
MANGANESE	196	K	D
MERCURY	0.046		
NICKEL	11.8		
POTASSIUM	2070		
SELENIUM	0.41	UL	K
SILVER	0.18	B	A
SODIUM	34	L	K
THALLIUM	1.7	B	A
VANADIUM	40.4		
ZINC	55.5		

nsample	TP-1-0506
samp_date	8/13/2008
lab_id	C8H150236013
qc_type	NM
units	MG/KG
Pct_Solids	54.0
DUP_OF:	

Parameter	Result	Val Qual	Qual Code
ALUMINUM	18100		
ANTIMONY	0.19	L	DK
ARSENIC	7.9		
BARIUM	41.6		
BERYLLIUM	1.7		
CADMIUM	0.12	K	K
CALCIUM	1160		
CHROMIUM	34.4	K	D
COBALT	16.4		
COPPER	17.6		
IRON	36600		
LEAD	21		
MAGNESIUM	5700		
MANGANESE	1200	K	D
MERCURY	0.051		
NICKEL	27.8		
POTASSIUM	2540		
SELENIUM	0.53	UL	K
SILVER	0.38	B	A
SODIUM	727	L	K
THALLIUM	1.6	B	A
VANADIUM	42.9		
ZINC	94.8		

nsample	TP-11-06
samp_date	8/12/2008
lab_id	C8H150236001
qc_type	NM
units	MG/KG
Pct_Solids	69.0
DUP_OF:	

Parameter	Result	Val Qual	Qual Code
ALUMINUM	13800		
ANTIMONY	0.2	L	DK
ARSENIC	8.9		
BARIUM	35.2		
BERYLLIUM	0.71		
CADMIUM	0.068	U	
CALCIUM	222		
CHROMIUM	29.2	K	D
COBALT	7		
COPPER	13.5		
IRON	28600		
LEAD	15.9		
MAGNESIUM	2660		
MANGANESE	228	K	D
MERCURY	0.036		
NICKEL	13.3		
POTASSIUM	1770		
SELENIUM	0.42	UL	K
SILVER	0.2	B	A
SODIUM	37.3	L	K
THALLIUM	1.2	B	A
VANADIUM	41.6		
ZINC	53.7		

PROJ_NO: 01659

SDG: C8H150236 MEDIA: SOIL DATA FRACTION: M

nsample	TP-12-0708
samp_date	8/14/2008
lab_id	C8H150236018
qc_type	NM
units	MG/KG
Pct_Solids	52.0
DUP_OF:	

Parameter	Result	Val Qual	Qual Code
ALUMINUM	18100		
ANTIMONY	0.18	UL	DK
ARSENIC	10		
BARIUM	46.7		
BERYLLIUM	1.7		
CADMIUM	0.1	K	K
CALCIUM	1330		
CHROMIUM	32.5	K	D
COBALT	17.1		
COPPER	18.9		
IRON	38700		
LEAD	22.8		
MAGNESIUM	5900		
MANGANESE	1130	K	D
MERCURY	0.079		
NICKEL	29.5		
POTASSIUM	2480		
SELENIUM	0.55	UL	K
SILVER	0.37	B	A
SODIUM	1490	L	K
THALLIUM	0.92	B	A
VANADIUM	42.5		
ZINC	104		

nsample	TP-13-0506
samp_date	8/12/2008
lab_id	C8H150236006
qc_type	NM
units	MG/KG
Pct_Solids	93.9
DUP_OF:	

Parameter	Result	Val Qual	Qual Code
ALUMINUM	2840		
ANTIMONY	0.098	UL	D
ARSENIC	1.9	K	C
BARIUM	10.8		
BERYLLIUM	0.13	B	A
CADMIUM	0.05	U	
CALCIUM	54.4		
CHROMIUM	6.4	K	D
COBALT	1.1		
COPPER	4.1		
IRON	4480		
LEAD	4.1		
MAGNESIUM	487		
MANGANESE	31.4	K	D
MERCURY	0.008		
NICKEL	2.4		
POTASSIUM	335	L	C
SELENIUM	0.31	U	
SILVER	0.039	U	
SODIUM	14.8	U	
THALLIUM	0.34	U	
VANADIUM	8.7		
ZINC	9.9		

nsample	TP-14-0506
samp_date	8/13/2008
lab_id	C8H150236014
qc_type	NM
units	MG/KG
Pct_Solids	76.0
DUP_OF:	

Parameter	Result	Val Qual	Qual Code
ALUMINUM	12500		
ANTIMONY	0.12	UL	DK
ARSENIC	5.7		
BARIUM	37.8		
BERYLLIUM	1.5		
CADMIUM	0.09	K	K
CALCIUM	765		
CHROMIUM	22.8	K	D
COBALT	13.8		
COPPER	11.5		
IRON	22900		
LEAD	13.6		
MAGNESIUM	3570		
MANGANESE	765	K	D
MERCURY	0.04		
NICKEL	22.5		
POTASSIUM	1590		
SELENIUM	0.38	UL	K
SILVER	0.19	B	A
SODIUM	259	L	K
THALLIUM	0.6	B	A
VANADIUM	29.1		
ZINC	68.3		

PROJ_NO: 01659

SDG: C8H150236 MEDIA: SOIL DATA FRACTION: M

nsample	TP-15-0506
samp_date	8/13/2008
lab_id	C8H150236015
qc_type	NM
units	MG/KG
Pct_Solids	70.0
DUP_OF:	

Parameter	Result	Val Qual	Qual Code
ALUMINUM	10000		
ANTIMONY	0.26	L	DK
ARSENIC	6.1		
BARIUM	21		
BERYLLIUM	0.6		
CADMIUM	0.067	U	
CALCIUM	171		
CHROMIUM	33.3	K	D
COBALT	3.3		
COPPER	15.3		
IRON	16200		
LEAD	9.6		
MAGNESIUM	1000		
MANGANESE	82.5	K	D
MERCURY	0.028		
NICKEL	6.9		
POTASSIUM	999	L	C
SELENIUM	0.41	UL	K
SILVER	0.12	B	A
SODIUM	64	L	K
THALLIUM	0.73	B	A
VANADIUM	45.2		
ZINC	28.8		

nsample	TP-16-05
samp_date	8/12/2008
lab_id	C8H150236003
qc_type	NM
units	MG/KG
Pct_Solids	69.0
DUP_OF:	

Parameter	Result	Val Qual	Qual Code
ALUMINUM	9090		
ANTIMONY	0.17	L	DK
ARSENIC	8.4		
BARIUM	40.2		
BERYLLIUM	0.5		
CADMIUM	0.068	U	
CALCIUM	158		
CHROMIUM	25	K	D
COBALT	3.6		
COPPER	15.7		
IRON	18600		
LEAD	20.7		
MAGNESIUM	1390		
MANGANESE	125	K	D
MERCURY	0.041		
NICKEL	7.5		
POTASSIUM	2350		
SELENIUM	0.42	UL	K
SILVER	0.14	B	A
SODIUM	63.4	L	K
THALLIUM	0.79	B	A
VANADIUM	30.9		
ZINC	29.8		

nsample	TP-17-0506
samp_date	8/14/2008
lab_id	C8H150236020
qc_type	NM
units	MG/KG
Pct_Solids	57.0
DUP_OF:	

Parameter	Result	Val Qual	Qual Code
ALUMINUM	16700		
ANTIMONY	0.16	UL	DK
ARSENIC	8.8		
BARIUM	37.5		
BERYLLIUM	1.9		
CADMIUM	0.2	K	K
CALCIUM	973		
CHROMIUM	31.9	K	D
COBALT	23		
COPPER	19.9		
IRON	39600		
LEAD	24.4		
MAGNESIUM	4640		
MANGANESE	977	K	D
MERCURY	0.086		
NICKEL	36.5		
POTASSIUM	2120		
SELENIUM	0.5	UL	K
SILVER	0.34	B	A
SODIUM	184	L	K
THALLIUM	1.4	B	A
VANADIUM	40.8		
ZINC	104		

PROJ_NO: 01659

SDG: C8H150236 MEDIA: SOIL DATA FRACTION: M

nsample	TP-18-0607
samp_date	8/14/2008
lab_id	C8H150236017
qc_type	NM
units	MG/KG
Pct_Solids	64.0
DUP_OF:	

Parameter	Result	Val Qual	Qual Code
ALUMINUM	13500		
ANTIMONY	0.14	UL	DK
ARSENIC	7		
BARIUM	28		
BERYLLIUM	1.5		
CADMIUM	0.59	K	K
CALCIUM	259		
CHROMIUM	23.4	K	D
COBALT	20.9		
COPPER	15.2		
IRON	21800		
LEAD	16.7		
MAGNESIUM	2420		
MANGANESE	394	K	D
MERCURY	0.049		
NICKEL	29.9		
POTASSIUM	1310	L	C
SELENIUM	0.45	UL	K
SILVER	0.11	B	A
SODIUM	21.6	UL	K
THALLIUM	0.58	B	A
VANADIUM	31.6		
ZINC	117		

nsample	TP-19-0506
samp_date	8/13/2008
lab_id	C8H150236010
qc_type	NM
units	MG/KG
Pct_Solids	91.9
DUP_OF:	

Parameter	Result	Val Qual	Qual Code
ALUMINUM	2270		
ANTIMONY	0.13	L	D
ARSENIC	1.6	K	C
BARIUM	7.3		
BERYLLIUM	0.11	B	A
CADMIUM	0.051	U	
CALCIUM	68		
CHROMIUM	6.1	K	D
COBALT	0.76		
COPPER	3		
IRON	3910		
LEAD	2.9		
MAGNESIUM	171		
MANGANESE	9	K	D
MERCURY	0.0087		
NICKEL	1.1		
POTASSIUM	271	L	C
SELENIUM	0.31	U	
SILVER	0.04	U	
SODIUM	15.2	U	
THALLIUM	0.35	U	
VANADIUM	15.7		
ZINC	5.9		

nsample	TP-20-0506
samp_date	8/13/2008
lab_id	C8H150236008
qc_type	NM
units	MG/KG
Pct_Solids	92.6
DUP_OF:	

Parameter	Result	Val Qual	Qual Code
ALUMINUM	2080		
ANTIMONY	0.099	UL	D
ARSENIC	3		
BARIUM	8.5		
BERYLLIUM	0.15	B	A
CADMIUM	0.051	U	
CALCIUM	58.1		
CHROMIUM	6.7	K	D
COBALT	0.9		
COPPER	4.7		
IRON	7690		
LEAD	3.8		
MAGNESIUM	316		
MANGANESE	17	K	D
MERCURY	0.0077	U	
NICKEL	1.9		
POTASSIUM	240	L	C
SELENIUM	0.31	U	
SILVER	0.081	B	A
SODIUM	15.1	U	
THALLIUM	0.35	U	
VANADIUM	11.1		
ZINC	9.3		

PROJ_NO: 01659

SDG: C8H150236 MEDIA: SOIL DATA FRACTION: M

nsample	TP-2-0708	nsample	TP-3-0506	nsample	TP-4-0506
samp_date	8/14/2008	samp_date	8/13/2008	samp_date	8/14/2008
lab_id	C8H150236016	lab_id	C8H150236012	lab_id	C8H150236019
qc_type	NM	qc_type	NM	qc_type	NM
units	MG/KG	units	MG/KG	units	MG/KG
Pct_Solids	55.0	Pct_Solids	86.0	Pct_Solids	53.0
DUP_OF:		DUP_OF:		DUP_OF:	

Parameter	Result	Val Qual	Qual Code
ALUMINUM	17700		
ANTIMONY	0.17	UL	DK
ARSENIC	9.8		
BARIUM	41.5		
BERYLLIUM	1.7		
CADMIUM	0.086	K	K
CALCIUM	1260		
CHROMIUM	32.3	K	D
COBALT	16.4		
COPPER	19.1		
IRON	39500		
LEAD	23.3		
MAGNESIUM	5670		
MANGANESE	1160	K	D
MERCURY	0.07		
NICKEL	28.5		
POTASSIUM	2310		
SELENIUM	0.53	UL	K
SILVER	0.42	B	A
SODIUM	1220	L	K
THALLIUM	1.5	B	A
VANADIUM	42.5		
ZINC	98.2		

Parameter	Result	Val Qual	Qual Code
ALUMINUM	9150		
ANTIMONY	0.11	UL	DK
ARSENIC	4.1		
BARIUM	38		
BERYLLIUM	0.59		
CADMIUM	0.055	U	
CALCIUM	93.8		
CHROMIUM	13.6	K	D
COBALT	4.7		
COPPER	6.1		
IRON	12100		
LEAD	6.1		
MAGNESIUM	1010		
MANGANESE	52.3	K	D
MERCURY	0.019		
NICKEL	7.7		
POTASSIUM	345	L	C
SELENIUM	0.34	UL	K
SILVER	0.061	B	A
SODIUM	16.3	UL	K
THALLIUM	0.37	U	
VANADIUM	26.5		
ZINC	33.5		

Parameter	Result	Val Qual	Qual Code
ALUMINUM	16300		
ANTIMONY	0.17	UL	DK
ARSENIC	8.5		
BARIUM	39.4		
BERYLLIUM	1.6		
CADMIUM	0.1	K	K
CALCIUM	1450		
CHROMIUM	30.8	K	D
COBALT	15.7		
COPPER	15.6		
IRON	36600		
LEAD	18.6		
MAGNESIUM	5690		
MANGANESE	2070	K	D
MERCURY	0.049		
NICKEL	25.3		
POTASSIUM	2610		
SELENIUM	0.54	UL	K
SILVER	0.6		
SODIUM	896	L	K
THALLIUM	1.5	B	A
VANADIUM	40.1		
ZINC	87		

PROJ_NO: 01659

SDG: C8H150236 MEDIA: SOIL DATA FRACTION: M

nsample	TP-5-06
samp_date	8/12/2008
lab_id	C8H150236002
qc_type	NM
units	MG/KG
Pct_Solids	63.0
DUP_OF:	

Parameter	Result	Val Qual	Qual Code
ALUMINUM	15100		
ANTIMONY	0.15	UL	DK
ARSENIC	9.3		
BARIUM	32.2		
BERYLLIUM	1.3		
CADMIUM	0.3	K	K
CALCIUM	229		
CHROMIUM	32	K	D
COBALT	21.6		
COPPER	20		
IRON	22000		
LEAD	18.2		
MAGNESIUM	2590		
MANGANESE	299	K	D
MERCURY	0.068		
NICKEL	30.9		
POTASSIUM	1440	L	C
SELENIUM	0.47	L	K
SILVER	0.059	U	
SODIUM	22.3	UL	K
THALLIUM	1.3	B	A
VANADIUM	32.6		
ZINC	101		

nsample	TP-6-0506
samp_date	8/13/2008
lab_id	C8H150236011
qc_type	NM
units	MG/KG
Pct_Solids	67.0
DUP_OF:	

Parameter	Result	Val Qual	Qual Code
ALUMINUM	11500		
ANTIMONY	0.14	UL	DK
ARSENIC	5.2		
BARIUM	30.9		
BERYLLIUM	0.89		
CADMIUM	0.3	K	K
CALCIUM	242		
CHROMIUM	21	K	D
COBALT	13.3		
COPPER	15.7		
IRON	20400		
LEAD	12.9		
MAGNESIUM	1950		
MANGANESE	252	K	D
MERCURY	0.044		
NICKEL	17		
POTASSIUM	1120	L	C
SELENIUM	0.43	UL	K
SILVER	0.099	B	A
SODIUM	139	L	K
THALLIUM	0.75	B	A
VANADIUM	22.1		
ZINC	64.5		

nsample	TP-7-0506
samp_date	8/13/2008
lab_id	C8H150236007
qc_type	NM
units	MG/KG
Pct_Solids	67.0
DUP_OF:	

Parameter	Result	Val Qual	Qual Code
ALUMINUM	7780		
ANTIMONY	0.14	UL	DK
ARSENIC	4.6		
BARIUM	20.9		
BERYLLIUM	0.76		
CADMIUM	0.22	K	K
CALCIUM	745		
CHROMIUM	18.3	K	D
COBALT	7.9		
COPPER	10.4		
IRON	17100		
LEAD	11.2		
MAGNESIUM	2210		
MANGANESE	479	K	D
MERCURY	0.033		
NICKEL	12.7		
POTASSIUM	1090	L	C
SELENIUM	0.43	UL	K
SILVER	0.27	B	A
SODIUM	40.8	L	
THALLIUM	0.48	U	
VANADIUM	20.6		
ZINC	50.2		

PROJ_NO: 01659

SDG: C8H150236 MEDIA: SOIL DATA FRACTION: M

nsample	TP-8-0506
samp_date	8/13/2008
lab_id	C8H150236009
qc_type	NM
units	MG/KG
Pct_Solids	98.0
DUP_OF:	

Parameter	Result	Val Qual	Qual Code
ALUMINUM	712		
ANTIMONY	0.094	UL	D
ARSENIC	1.4	K	C
BARIUM	4.1		
BERYLLIUM	0.056	B	A
CADMIUM	0.048	U	
CALCIUM	43.9		
CHROMIUM	2.9	K	D
COBALT	0.29	B	A
COPPER	2.2		
IRON	4020		
LEAD	1.8		
MAGNESIUM	123		
MANGANESE	5.9	K	D
MERCURY	0.034	U	
NICKEL	0.42		
POTASSIUM	166	L	C
SELENIUM	0.29	U	
SILVER	0.065	B	A
SODIUM	33.9		
THALLIUM	0.33	U	
VANADIUM	5.3		
ZINC	3.1		

nsample	TP-9-0405
samp_date	8/12/2008
lab_id	C8H150236005
qc_type	NM
units	MG/KG
Pct_Solids	90.4
DUP_OF:	

Parameter	Result	Val Qual	Qual Code
ALUMINUM	2460		
ANTIMONY	0.10	UL	D
ARSENIC	8		
BARIUM	18		
BERYLLIUM	0.39		
CADMIUM	0.052	U	
CALCIUM	73.3		
CHROMIUM	13.7	K	D
COBALT	0.64		
COPPER	22.9		
IRON	5220		
LEAD	5.5		
MAGNESIUM	270		
MANGANESE	7.4	K	D
MERCURY	0.0079	U	
NICKEL	0.95		
POTASSIUM	485	L	C
SELENIUM	0.32	U	
SILVER	0.083	B	A
SODIUM	15.4	U	
THALLIUM	0.35	U	
VANADIUM	38		
ZINC	4.8		

PROJ_NO: 01659

SDG: C8H150236 MEDIA: SOIL DATA FRACTION: MISC

nsample	TP-10-0506
samp_date	8/12/2008
lab_id	C8H150236004
qc_type	NM
Pct_Solids	70.0
DUP_OF:	

Parameter	units	Result	Val Qual	Qual Code
PERCENT SOLIDS	%	69.6		

nsample	TP-1-0506
samp_date	8/13/2008
lab_id	C8H150236013
qc_type	NM
Pct_Solids	54.0
DUP_OF:	

Parameter	units	Result	Val Qual	Qual Code
PERCENT SOLIDS	%	54.2		

nsample	TP-11-06
samp_date	8/12/2008
lab_id	C8H150236001
qc_type	NM
Pct_Solids	69.0
DUP_OF:	

Parameter	units	Result	Val Qual	Qual Code
PERCENT SOLIDS	%	68.9		

PROJ_NO: 01659

SDG: C8H150236 MEDIA: SOIL DATA FRACTION: MISC

nsample	TP-12-0708
samp_date	8/14/2008
lab_id	C8H150236018
qc_type	NM
Pct_Solids	52.0
DUP_OF:	

Parameter	units	Result	Val Qual	Qual Code
PERCENT SOLIDS	%	52.1		

nsample	TP-13-0506
samp_date	8/12/2008
lab_id	C8H150236006
qc_type	NM
Pct_Solids	93.9
DUP_OF:	

Parameter	units	Result	Val Qual	Qual Code
PERCENT SOLIDS	%	93.9		

nsample	TP-14-0506
samp_date	8/13/2008
lab_id	C8H150236014
qc_type	NM
Pct_Solids	76.0
DUP_OF:	

Parameter	units	Result	Val Qual	Qual Code
PERCENT SOLIDS	%	75.9		

PROJ_NO: 01659

SDG: C8H150236 MEDIA: SOIL DATA FRACTION: MISC

nsample	TP-15-0506
samp_date	8/13/2008
lab_id	C8H150236015
qc_type	NM
Pct_Solids	70.0
DUP_OF:	

Parameter	units	Result	Val Qual	Qual Code
PERCENT SOLIDS	%	70.1		

nsample	TP-16-05
samp_date	8/12/2008
lab_id	C8H150236003
qc_type	NM
Pct_Solids	69.0
DUP_OF:	

Parameter	units	Result	Val Qual	Qual Code
PERCENT SOLIDS	%	69		

nsample	TP-17-0506
samp_date	8/14/2008
lab_id	C8H150236020
qc_type	NM
Pct_Solids	57.0
DUP_OF:	

Parameter	units	Result	Val Qual	Qual Code
PERCENT SOLIDS	%	56.9		

PROJ_NO: 01659

SDG: C8H150236 MEDIA: SOIL DATA FRACTION: MISC

nsample	TP-18-0607
samp_date	8/14/2008
lab_id	C8H150236017
qc_type	NM
Pct_Solids	64.0
DUP_OF:	

Parameter	units	Result	Val Qual	Qual Code
PERCENT SOLIDS	%	64.4		

nsample	TP-19-0506
samp_date	8/13/2008
lab_id	C8H150236010
qc_type	NM
Pct_Solids	91.9
DUP_OF:	

Parameter	units	Result	Val Qual	Qual Code
PERCENT SOLIDS	%	91.9		

nsample	TP-20-0506
samp_date	8/13/2008
lab_id	C8H150236008
qc_type	NM
Pct_Solids	92.6
DUP_OF:	

Parameter	units	Result	Val Qual	Qual Code
PERCENT SOLIDS	%	92.6		

PROJ_NO: 01659

SDG: C8H150236 MEDIA: SOIL DATA FRACTION: MISC

nsample	TP-2-0708
samp_date	8/14/2008
lab_id	C8H150236016
qc_type	NM
Pct_Solids	55.0
DUP_OF:	

Parameter	units	Result	Val Qual	Qual Code
PERCENT SOLIDS	%	54.5		

nsample	TP-3-0506
samp_date	8/13/2008
lab_id	C8H150236012
qc_type	NM
Pct_Solids	86.0
DUP_OF:	

Parameter	units	Result	Val Qual	Qual Code
PERCENT SOLIDS	%	85.6		

nsample	TP-4-0506
samp_date	8/14/2008
lab_id	C8H150236019
qc_type	NM
Pct_Solids	53.0
DUP_OF:	

Parameter	units	Result	Val Qual	Qual Code
PERCENT SOLIDS	%	53.2		

PROJ_NO: 01659

SDG: C8H150236 MEDIA: SOIL DATA FRACTION: MISC

nsample	TP-5-06
samp_date	8/12/2008
lab_id	C8H150236002
qc_type	NM
Pct_Solids	63.0
DUP_OF:	

Parameter	units	Result	Val Qual	Qual Code
PERCENT SOLIDS	%	62.6		

nsample	TP-6-0506
samp_date	8/13/2008
lab_id	C8H150236011
qc_type	NM
Pct_Solids	67.0
DUP_OF:	

Parameter	units	Result	Val Qual	Qual Code
PERCENT SOLIDS	%	66.6		

nsample	TP-7-0506
samp_date	8/13/2008
lab_id	C8H150236007
qc_type	NM
Pct_Solids	67.0
DUP_OF:	

Parameter	units	Result	Val Qual	Qual Code
PERCENT SOLIDS	%	66.9		

PROJ_NO: 01659

SDG: C8H150236 MEDIA: SOIL DATA FRACTION: MISC

nsample	TP-8-0506	nsample	TP-9-0405
samp_date	8/13/2008	samp_date	8/12/2008
lab_id	C8H150236009	lab_id	C8H150236005
qc_type	NM	qc_type	NM
Pct_Solids	98.0	Pct_Solids	90.4
DUP_OF:		DUP_OF:	

Parameter	units	Result	Val Qual	Qual Code
PERCENT SOLIDS	%	98		

Parameter	units	Result	Val Qual	Qual Code
PERCENT SOLIDS	%	90.4		

PROJ_NO: 01659

SDG: C8H150236 MEDIA: SOIL DATA FRACTION: RAD

nsample	TP-10-0506	nsample	TP-15-0506	nsample	TP-3-0506
samp_date	8/12/2008	samp_date	8/13/2008	samp_date	8/13/2008
lab_id	C8H150236004	lab_id	C8H150236015	lab_id	C8H150236012
qc_type	NM	qc_type	NM	qc_type	NM
units	PCI/G	units	PCI/G	units	PCI/G
Pct_Solids	30.4	Pct_Solids	29.9	Pct_Solids	14.4
DUP_OF:		DUP_OF:		DUP_OF:	

Parameter	Result	Val Qual	Qual Code
GROSS ALPHA	24.5		
GROSS BETA	24.8	J	E

Parameter	Result	Val Qual	Qual Code
GROSS ALPHA	21.5		
GROSS BETA	28.5	J	E

Parameter	Result	Val Qual	Qual Code
GROSS ALPHA	23.8		
GROSS BETA	17.2	J	AE

PROJ_NO: 01659

SDG: C8H150236 MEDIA: SOIL DATA FRACTION: RAD

nsample	TP-5-06	nsample	TP-7-0506
samp_date	8/12/2008	samp_date	8/13/2008
lab_id	C8H150236002	lab_id	C8H150236007
qc_type	NM	qc_type	NM
units	PCI/G	units	PCI/G
Pct_Solids	37.4	Pct_Solids	33.1
DUP_OF:		DUP_OF:	

Parameter	Result	Val Qual	Qual Code
GROSS ALPHA	24.5		
GROSS BETA	25.9	J	E

Parameter	Result	Val Qual	Qual Code
GROSS ALPHA	23.6		
GROSS BETA	17.6	J	AE

APPENDIX B
RESULTS AS REPORTED BY THE LABORATORY

Tetra Tech NUS, Inc

Client Sample ID: TP-1-0506

TOTAL Metals

Lot-Sample #...: C8H150236-013 **Matrix.....:** SOLID
Date Sampled...: 08/13/08 **Date Received..:** 08/15/08
% Moisture.....: 46

PARAMETER	RESULT	REPORTING LIMIT	UNITS	METHOD	PREPARATION-ANALYSIS DATE	WORK ORDER #
Prep Batch #...: 8239203						
Silver	**0.38 B**	**0.92**	**mg/kg**	**SW846 6010B**	**08/26-08/28/08**	**KT8G51AK**
		Dilution Factor: 1		Analysis Time..: 14:45	Analyst ID.....: 022952	
		Instrument ID..: TRACEICP		MS Run #.....: 8239134	MDL.....: 0.068	
Aluminum	**18100**	**36.9**	**mg/kg**	**SW846 6010B**	**08/26-08/28/08**	**KT8G51AL**
		Dilution Factor: 1		Analysis Time..: 14:45	Analyst ID.....: 022952	
		Instrument ID..: TRACEICP		MS Run #.....: 8239134	MDL.....: 2.6	
Arsenic	**7.9**	**1.8**	**mg/kg**	**SW846 6010B**	**08/26-08/28/08**	**KT8G51AM**
		Dilution Factor: 1		Analysis Time..: 14:45	Analyst ID.....: 022952	
		Instrument ID..: TRACEICP		MS Run #.....: 8239134	MDL.....: 0.42	
Barium	**41.6**	**36.9**	**mg/kg**	**SW846 6010B**	**08/26-08/28/08**	**KT8G51AN**
		Dilution Factor: 1		Analysis Time..: 14:45	Analyst ID.....: 022952	
		Instrument ID..: TRACEICP		MS Run #.....: 8239134	MDL.....: 0.067	
Beryllium	**1.7**	**0.74**	**mg/kg**	**SW846 6010B**	**08/26-08/28/08**	**KT8G51AP**
		Dilution Factor: 1		Analysis Time..: 14:45	Analyst ID.....: 022952	
		Instrument ID..: TRACEICP		MS Run #.....: 8239134	MDL.....: 0.057	
Calcium	**1160**	**923**	**mg/kg**	**SW846 6010B**	**08/26-08/28/08**	**KT8G51AQ**
		Dilution Factor: 1		Analysis Time..: 14:45	Analyst ID.....: 022952	
		Instrument ID..: TRACEICP		MS Run #.....: 8239134	MDL.....: 46.4	
Cadmium	**0.12 B**	**0.92**	**mg/kg**	**SW846 6010B**	**08/26-08/28/08**	**KT8G51AR**
		Dilution Factor: 1		Analysis Time..: 14:45	Analyst ID.....: 022952	
		Instrument ID..: TRACEICP		MS Run #.....: 8239134	MDL.....: 0.087	
Cobalt	**16.4**	**9.2**	**mg/kg**	**SW846 6010B**	**08/26-08/28/08**	**KT8G51AT**
		Dilution Factor: 1		Analysis Time..: 14:45	Analyst ID.....: 022952	
		Instrument ID..: TRACEICP		MS Run #.....: 8239134	MDL.....: 0.079	
Chromium	**34.4**	**0.92**	**mg/kg**	**SW846 6010B**	**08/26-08/28/08**	**KT8G51AU**
		Dilution Factor: 1		Analysis Time..: 14:45	Analyst ID.....: 022952	
		Instrument ID..: TRACEICP		MS Run #.....: 8239134	MDL.....: 0.15	

(Continued on next page)

Tetra Tech NUS, Inc

Client Sample ID: TP-1-0506

TOTAL Metals

Lot-Sample #...: C8H150236-013 **Matrix.....:** SOLID

PARAMETER	RESULT	REPORTING LIMIT	UNITS	METHOD	PREPARATION-ANALYSIS DATE	WORK ORDER #
Copper	**17.6**	**4.6**	**mg/kg**	**SW846 6010B**	**08/26-08/28/08**	**KT8G51AV**
		Dilution Factor: 1		Analysis Time..: 14:45	Analyst ID.....: 022952	
		Instrument ID..: TRACEICP		MS Run #.....: 8239134	MDL.....: 0.26	
Iron	**36600**	**18.5**	**mg/kg**	**SW846 6010B**	**08/26-08/28/08**	**KT8G51AW**
		Dilution Factor: 1		Analysis Time..: 14:45	Analyst ID.....: 022952	
		Instrument ID..: TRACEICP		MS Run #.....: 8239134	MDL.....: 5.5	
Potassium	**2540**	**923**	**mg/kg**	**SW846 6010B**	**08/26-08/28/08**	**KT8G51AX**
		Dilution Factor: 1		Analysis Time..: 14:45	Analyst ID.....: 022952	
		Instrument ID..: TRACEICP		MS Run #.....: 8239134	MDL.....: 92.3	
Magnesium	**5700**	**923**	**mg/kg**	**SW846 6010B**	**08/26-08/28/08**	**KT8G51A0**
		Dilution Factor: 1		Analysis Time..: 14:45	Analyst ID.....: 022952	
		Instrument ID..: TRACEICP		MS Run #.....: 8239134	MDL.....: 2.4	
Manganese	**1200**	**2.8**	**mg/kg**	**SW846 6010B**	**08/26-08/28/08**	**KT8G51A1**
		Dilution Factor: 1		Analysis Time..: 14:45	Analyst ID.....: 022952	
		Instrument ID..: TRACEICP		MS Run #.....: 8239134	MDL.....: 0.049	
Sodium	**727 B**	**923**	**mg/kg**	**SW846 6010B**	**08/26-08/28/08**	**KT8G51A2**
		Dilution Factor: 1		Analysis Time..: 14:45	Analyst ID.....: 022952	
		Instrument ID..: TRACEICP		MS Run #.....: 8239134	MDL.....: 25.7	
Nickel	**27.8**	**7.4**	**mg/kg**	**SW846 6010B**	**08/26-08/28/08**	**KT8G51A3**
		Dilution Factor: 1		Analysis Time..: 14:45	Analyst ID.....: 022952	
		Instrument ID..: TRACEICP		MS Run #.....: 8239134	MDL.....: 0.19	
Lead	**21.0**	**0.55**	**mg/kg**	**SW846 6010B**	**08/26-08/28/08**	**KT8G51A4**
		Dilution Factor: 1		Analysis Time..: 14:45	Analyst ID.....: 022952	
		Instrument ID..: TRACEICP		MS Run #.....: 8239134	MDL.....: 0.29	
Selenium	ND	0.92	mg/kg	SW846 6010B	08/26-08/28/08	KT8G51A5
		Dilution Factor: 1		Analysis Time..: 14:45	Analyst ID.....: 022952	
		Instrument ID..: TRACEICP		MS Run #.....: 8239134	MDL.....: 0.53	
Thallium	**1.6 B**	**1.8**	**mg/kg**	**SW846 6010B**	**08/26-08/28/08**	**KT8G51AA**
		Dilution Factor: 1		Analysis Time..: 14:45	Analyst ID.....: 022952	
		Instrument ID..: TRACEICP		MS Run #.....: 8239134	MDL.....: 0.59	

(Continued on next page)

Tetra Tech NUS, Inc

Client Sample ID: TP-1-0506

TOTAL Metals

Lot-Sample #...: C8H150236-013 **Matrix.....:** SOLID

PARAMETER	RESULT	REPORTING LIMIT	UNITS	METHOD	PREPARATION-ANALYSIS DATE	WORK ORDER #
Antimony	**0.19 B**	**1.8**	**mg/kg**	**SW846 6010B**	**08/26-08/28/08**	**KT8G51AC**
		Dilution Factor: 1		Analysis Time..: 14:45	Analyst ID.....: 022952	
		Instrument ID..: TRACEICP		MS Run #.....: 8239134	MDL.....: 0.17	
Vanadium	**42.9**	**9.2**	**mg/kg**	**SW846 6010B**	**08/26-08/28/08**	**KT8G51AD**
		Dilution Factor: 1		Analysis Time..: 14:45	Analyst ID.....: 022952	
		Instrument ID..: TRACEICP		MS Run #.....: 8239134	MDL.....: 0.47	
Zinc	**94.8 J**	**3.7**	**mg/kg**	**SW846 6010B**	**08/26-08/28/08**	**KT8G51AE**
		Dilution Factor: 1		Analysis Time..: 14:45	Analyst ID.....: 022952	
		Instrument ID..: TRACEICP		MS Run #.....: 8239134	MDL.....: 0.64	
Prep Batch #...: 8239260						
Mercury	**0.051 B**	**0.061**	**mg/kg**	**SW846 7471A**	**08/26/08**	**KT8G51AF**
		Dilution Factor: 1		Analysis Time..: 15:09	Analyst ID.....: 401509	
		Instrument ID..: HGHYDRA		MS Run #.....: 8239169	MDL.....: 0.013	

NOTE(S):

Results and reporting limits have been adjusted for dry weight.

B Estimated result. Result is less than RL.

J Method blank contamination. The associated method blank contains the target analyte at a reportable level.

Tetra Tech NUS, Inc

Client Sample ID: TP-10-0506

TOTAL Metals

Lot-Sample #...: C8H150236-004 **Matrix.....:** SOLID
Date Sampled...: 08/12/08 **Date Received..:** 08/15/08
% Moisture.....: 30

PARAMETER	RESULT	REPORTING LIMIT	UNITS	METHOD	PREPARATION-ANALYSIS DATE	WORK ORDER #
Prep Batch #...: 8239203						
Silver	**0.18 B**	**0.72**	**mg/kg**	**SW846 6010B**	**08/26-08/28/08**	**KT8E41AL**
		Dilution Factor: 1		Analysis Time..: 13:12	Analyst ID.....: 022952	
		Instrument ID..: TRACEICP		MS Run #.....: 8239134	MDL.....: 0.053	
Aluminum	**14200**	**28.7**	**mg/kg**	**SW846 6010B**	**08/26-08/28/08**	**KT8E41AM**
		Dilution Factor: 1		Analysis Time..: 13:12	Analyst ID.....: 022952	
		Instrument ID..: TRACEICP		MS Run #.....: 8239134	MDL.....: 2.0	
Arsenic	**8.6**	**1.4**	**mg/kg**	**SW846 6010B**	**08/26-08/28/08**	**KT8E41AN**
		Dilution Factor: 1		Analysis Time..: 13:12	Analyst ID.....: 022952	
		Instrument ID..: TRACEICP		MS Run #.....: 8239134	MDL.....: 0.33	
Barium	**39.3**	**28.7**	**mg/kg**	**SW846 6010B**	**08/26-08/28/08**	**KT8E41AP**
		Dilution Factor: 1		Analysis Time..: 13:12	Analyst ID.....: 022952	
		Instrument ID..: TRACEICP		MS Run #.....: 8239134	MDL.....: 0.052	
Beryllium	**0.52 B**	**0.57**	**mg/kg**	**SW846 6010B**	**08/26-08/28/08**	**KT8E41AQ**
		Dilution Factor: 1		Analysis Time..: 13:12	Analyst ID.....: 022952	
		Instrument ID..: TRACEICP		MS Run #.....: 8239134	MDL.....: 0.044	
Calcium	**151 B**	**718**	**mg/kg**	**SW846 6010B**	**08/26-08/28/08**	**KT8E41AR**
		Dilution Factor: 1		Analysis Time..: 13:12	Analyst ID.....: 022952	
		Instrument ID..: TRACEICP		MS Run #.....: 8239134	MDL.....: 36.1	
Cadmium	ND	0.72	mg/kg	SW846 6010B	08/26-08/28/08	KT8E41AT
		Dilution Factor: 1		Analysis Time..: 13:12	Analyst ID.....: 022952	
		Instrument ID..: TRACEICP		MS Run #.....: 8239134	MDL.....: 0.067	
Cobalt	**5.8 B**	**7.2**	**mg/kg**	**SW846 6010B**	**08/26-08/28/08**	**KT8E41AU**
		Dilution Factor: 1		Analysis Time..: 13:12	Analyst ID.....: 022952	
		Instrument ID..: TRACEICP		MS Run #.....: 8239134	MDL.....: 0.062	
Chromium	**36.1**	**0.72**	**mg/kg**	**SW846 6010B**	**08/26-08/28/08**	**KT8E41AV**
		Dilution Factor: 1		Analysis Time..: 13:12	Analyst ID.....: 022952	
		Instrument ID..: TRACEICP		MS Run #.....: 8239134	MDL.....: 0.12	

(Continued on next page)

Tetra Tech NUS, Inc

Client Sample ID: TP-10-0506

TOTAL Metals

Lot-Sample #...: C8H150236-004 Matrix.....: SOLID

PARAMETER	RESULT	REPORTING LIMIT	UNITS	METHOD	PREPARATION-ANALYSIS DATE	WORK ORDER #
Copper	21.8	3.6	mg/kg	SW846 6010B	08/26-08/28/08	KT8E41AW
		Dilution Factor: 1		Analysis Time..: 13:12	Analyst ID.....: 022952	
		Instrument ID..: TRACEICP		MS Run #.....: 8239134	MDL.....: 0.20	
Iron	38100	14.4	mg/kg	SW846 6010B	08/26-08/28/08	KT8E41AX
		Dilution Factor: 1		Analysis Time..: 13:12	Analyst ID.....: 022952	
		Instrument ID..: TRACEICP		MS Run #.....: 8239134	MDL.....: 4.3	
Potassium	2070	718	mg/kg	SW846 6010B	08/26-08/28/08	KT8E41A0
		Dilution Factor: 1		Analysis Time..: 13:12	Analyst ID.....: 022952	
		Instrument ID..: TRACEICP		MS Run #.....: 8239134	MDL.....: 71.8	
Magnesium	2500	718	mg/kg	SW846 6010B	08/26-08/28/08	KT8E41A1
		Dilution Factor: 1		Analysis Time..: 13:12	Analyst ID.....: 022952	
		Instrument ID..: TRACEICP		MS Run #.....: 8239134	MDL.....: 1.9	
Manganese	196	2.2	mg/kg	SW846 6010B	08/26-08/28/08	KT8E41A2
		Dilution Factor: 1		Analysis Time..: 13:12	Analyst ID.....: 022952	
		Instrument ID..: TRACEICP		MS Run #.....: 8239134	MDL.....: 0.039	
Sodium	34.0 B	718	mg/kg	SW846 6010B	08/26-08/28/08	KT8E41A3
		Dilution Factor: 1		Analysis Time..: 13:12	Analyst ID.....: 022952	
		Instrument ID..: TRACEICP		MS Run #.....: 8239134	MDL.....: 20.0	
Nickel	11.8	5.7	mg/kg	SW846 6010B	08/26-08/28/08	KT8E41A4
		Dilution Factor: 1		Analysis Time..: 13:12	Analyst ID.....: 022952	
		Instrument ID..: TRACEICP		MS Run #.....: 8239134	MDL.....: 0.15	
Lead	17.3	0.43	mg/kg	SW846 6010B	08/26-08/28/08	KT8E41A5
		Dilution Factor: 1		Analysis Time..: 13:12	Analyst ID.....: 022952	
		Instrument ID..: TRACEICP		MS Run #.....: 8239134	MDL.....: 0.23	
Selenium	ND	0.72	mg/kg	SW846 6010B	08/26-08/28/08	KT8E41A6
		Dilution Factor: 1		Analysis Time..: 13:12	Analyst ID.....: 022952	
		Instrument ID..: TRACEICP		MS Run #.....: 8239134	MDL.....: 0.41	
Thallium	1.7	1.4	mg/kg	SW846 6010B	08/26-08/28/08	KT8E41AA
		Dilution Factor: 1		Analysis Time..: 13:12	Analyst ID.....: 022952	
		Instrument ID..: TRACEICP		MS Run #.....: 8239134	MDL.....: 0.46	

(Continued on next page)

Tetra Tech NUS, Inc

Client Sample ID: TP-10-0506

TOTAL Metals

Lot-Sample #...: C8H150236-004 Matrix.....: SOLID

PARAMETER	RESULT	REPORTING LIMIT	UNITS	METHOD	PREPARATION-ANALYSIS DATE	WORK ORDER #
Antimony	0.31 B	1.4	mg/kg	SW846 6010B	08/26-08/28/08	KT8E41AC
		Dilution Factor: 1		Analysis Time..: 13:12	Analyst ID.....: 022952	
		Instrument ID..: TRACEICP		MS Run #.....: 8239134	MDL.....: 0.13	
Vanadium	40.4	7.2	mg/kg	SW846 6010B	08/26-08/28/08	KT8E41AD
		Dilution Factor: 1		Analysis Time..: 13:12	Analyst ID.....: 022952	
		Instrument ID..: TRACEICP		MS Run #.....: 8239134	MDL.....: 0.37	
Zinc	55.5 J	2.9	mg/kg	SW846 6010B	08/26-08/28/08	KT8E41AE
		Dilution Factor: 1		Analysis Time..: 13:12	Analyst ID.....: 022952	
		Instrument ID..: TRACEICP		MS Run #.....: 8239134	MDL.....: 0.50	
Prep Batch #...: 8239260						
Mercury	0.046 B	0.047	mg/kg	SW846 7471A	08/26/08	KT8E41AF
		Dilution Factor: 1		Analysis Time..: 14:50	Analyst ID.....: 401509	
		Instrument ID..: HGHYDRA		MS Run #.....: 8239169	MDL.....: 0.010	

NOTE(S):

Results and reporting limits have been adjusted for dry weight.

B Estimated result. Result is less than RL.

J Method blank contamination. The associated method blank contains the target analyte at a reportable level.

Tetra Tech NUS, Inc

Client Sample ID: TP-11-06

TOTAL Metals

Lot-Sample #...: C8H150236-001
Date Sampled...: 08/12/08 Date Received..: 08/15/08
% Moisture.....: 31 Matrix.....: SOLID

PARAMETER	RESULT	REPORTING LIMIT	UNITS	METHOD	PREPARATION-ANALYSIS DATE	WORK ORDER #
Prep Batch #...: 8239203						
Silver	0.20 B	0.73	mg/kg	SW846 6010B	08/26-08/28/08	KT8EG1AD
		Dilution Factor: 1		Analysis Time..: 13:23	Analyst ID.....: 022952	
		Instrument ID..: TRACEICP		MS Run #.....: 8239134	MDL.....: 0.054	
Aluminum	13800	29.0	mg/kg	SW846 6010B	08/26-08/28/08	KT8EG1AE
		Dilution Factor: 1		Analysis Time..: 13:23	Analyst ID.....: 022952	
		Instrument ID..: TRACEICP		MS Run #.....: 8239134	MDL.....: 2.1	
Arsenic	8.9	1.5	mg/kg	SW846 6010B	08/26-08/28/08	KT8EG1AF
		Dilution Factor: 1		Analysis Time..: 13:23	Analyst ID.....: 022952	
		Instrument ID..: TRACEICP		MS Run #.....: 8239134	MDL.....: 0.33	
Barium	35.2	29.0	mg/kg	SW846 6010B	08/26-08/28/08	KT8EG1AG
		Dilution Factor: 1		Analysis Time..: 13:23	Analyst ID.....: 022952	
		Instrument ID..: TRACEICP		MS Run #.....: 8239134	MDL.....: 0.053	
Beryllium	0.71	0.58	mg/kg	SW846 6010B	08/26-08/28/08	KT8EG1AH
		Dilution Factor: 1		Analysis Time..: 13:23	Analyst ID.....: 022952	
		Instrument ID..: TRACEICP		MS Run #.....: 8239134	MDL.....: 0.045	
Calcium	222 B	726	mg/kg	SW846 6010B	08/26-08/28/08	KT8EG1AJ
		Dilution Factor: 1		Analysis Time..: 13:23	Analyst ID.....: 022952	
		Instrument ID..: TRACEICP		MS Run #.....: 8239134	MDL.....: 36.5	
Cadmium	ND	0.73	mg/kg	SW846 6010B	08/26-08/28/08	KT8EG1AK
		Dilution Factor: 1		Analysis Time..: 13:23	Analyst ID.....: 022952	
		Instrument ID..: TRACEICP		MS Run #.....: 8239134	MDL.....: 0.068	
Cobalt	7.0 B	7.3	mg/kg	SW846 6010B	08/26-08/28/08	KT8EG1AL
		Dilution Factor: 1		Analysis Time..: 13:23	Analyst ID.....: 022952	
		Instrument ID..: TRACEICP		MS Run #.....: 8239134	MDL.....: 0.062	
Chromium	29.2	0.73	mg/kg	SW846 6010B	08/26-08/28/08	KT8EG1AM
		Dilution Factor: 1		Analysis Time..: 13:23	Analyst ID.....: 022952	
		Instrument ID..: TRACEICP		MS Run #.....: 8239134	MDL.....: 0.12	

(Continued on next page)

Tetra Tech NUS, Inc

Client Sample ID: TP-11-06

TOTAL Metals

Lot-Sample #...: C8H150236-001 Matrix.....: SOLID

PARAMETER	RESULT	REPORTING LIMIT	UNITS	METHOD	PREPARATION-ANALYSIS DATE	WORK ORDER #
Copper	13.5	3.6	mg/kg	SW846 6010B	08/26-08/28/08	KT8EG1AN
		Dilution Factor: 1		Analysis Time..: 13:23	Analyst ID.....: 022952	
		Instrument ID..: TRACEICP		MS Run #.....: 8239134	MDL.....: 0.20	
Iron	28600	14.5	mg/kg	SW846 6010B	08/26-08/28/08	KT8EG1AP
		Dilution Factor: 1		Analysis Time..: 13:23	Analyst ID.....: 022952	
		Instrument ID..: TRACEICP		MS Run #.....: 8239134	MDL.....: 4.4	
Potassium	1770	726	mg/kg	SW846 6010B	08/26-08/28/08	KT8EG1AQ
		Dilution Factor: 1		Analysis Time..: 13:23	Analyst ID.....: 022952	
		Instrument ID..: TRACEICP		MS Run #.....: 8239134	MDL.....: 72.6	
Magnesium	2660	726	mg/kg	SW846 6010B	08/26-08/28/08	KT8EG1AR
		Dilution Factor: 1		Analysis Time..: 13:23	Analyst ID.....: 022952	
		Instrument ID..: TRACEICP		MS Run #.....: 8239134	MDL.....: 1.9	
Manganese	228	2.2	mg/kg	SW846 6010B	08/26-08/28/08	KT8EG1AT
		Dilution Factor: 1		Analysis Time..: 13:23	Analyst ID.....: 022952	
		Instrument ID..: TRACEICP		MS Run #.....: 8239134	MDL.....: 0.039	
Sodium	37.3 B	726	mg/kg	SW846 6010B	08/26-08/28/08	KT8EG1AU
		Dilution Factor: 1		Analysis Time..: 13:23	Analyst ID.....: 022952	
		Instrument ID..: TRACEICP		MS Run #.....: 8239134	MDL.....: 20.2	
Nickel	13.3	5.8	mg/kg	SW846 6010B	08/26-08/28/08	KT8EG1AV
		Dilution Factor: 1		Analysis Time..: 13:23	Analyst ID.....: 022952	
		Instrument ID..: TRACEICP		MS Run #.....: 8239134	MDL.....: 0.15	
Lead	15.9	0.44	mg/kg	SW846 6010B	08/26-08/28/08	KT8EG1AW
		Dilution Factor: 1		Analysis Time..: 13:23	Analyst ID.....: 022952	
		Instrument ID..: TRACEICP		MS Run #.....: 8239134	MDL.....: 0.23	
Selenium	ND	0.73	mg/kg	SW846 6010B	08/26-08/28/08	KT8EG1AX
		Dilution Factor: 1		Analysis Time..: 13:23	Analyst ID.....: 022952	
		Instrument ID..: TRACEICP		MS Run #.....: 8239134	MDL.....: 0.42	
Thallium	1.2 B	1.5	mg/kg	SW846 6010B	08/26-08/28/08	KT8EG1A0
		Dilution Factor: 1		Analysis Time..: 13:23	Analyst ID.....: 022952	
		Instrument ID..: TRACEICP		MS Run #.....: 8239134	MDL.....: 0.47	

(Continued on next page)

Tetra Tech NUS, Inc

Client Sample ID: TP-11-06

TOTAL Metals

Lot-Sample #...: C8H150236-001 Matrix.....: SOLID

PARAMETER	RESULT	REPORTING LIMIT	UNITS	METHOD	PREPARATION-ANALYSIS DATE	WORK ORDER #
Antimony	0.20 B	1.5	mg/kg	SW846 6010B	08/26-08/28/08	KT8EG1A1
		Dilution Factor: 1		Analysis Time..: 13:23	Analyst ID.....: 022952	
		Instrument ID..: TRACEICP		MS Run #.....: 8239134	MDL.....: 0.13	
Vanadium	41.6	7.3	mg/kg	SW846 6010B	08/26-08/28/08	KT8EG1A2
		Dilution Factor: 1		Analysis Time..: 13:23	Analyst ID.....: 022952	
		Instrument ID..: TRACEICP		MS Run #.....: 8239134	MDL.....: 0.37	
Zinc	53.7 J	2.9	mg/kg	SW846 6010B	08/26-08/28/08	KT8EG1A3
		Dilution Factor: 1		Analysis Time..: 13:23	Analyst ID.....: 022952	
		Instrument ID..: TRACEICP		MS Run #.....: 8239134	MDL.....: 0.50	
Prep Batch #...: 8239260						
Mercury	0.036 B	0.048	mg/kg	SW846 7471A	08/26/08	KT8EG1A4
		Dilution Factor: 1		Analysis Time..: 14:41	Analyst ID.....: 401509	
		Instrument ID..: HGHYDRA		MS Run #.....: 8239169	MDL.....: 0.010	

NOTE(S):

Results and reporting limits have been adjusted for dry weight.

B Estimated result. Result is less than RL.

J Method blank contamination. The associated method blank contains the target analyte at a reportable level.

Tetra Tech NUS, Inc

Client Sample ID: TP-12-0708

TOTAL Metals

Lot-Sample #...: C8H150236-018
Date Sampled...: 08/14/08 Date Received..: 08/15/08 Matrix.....: SOLID
% Moisture.....: 48

PARAMETER	RESULT	REPORTING LIMIT	UNITS	METHOD	PREPARATION-ANALYSIS DATE	WORK ORDER #
Prep Batch #...: 8239203						
Silver	0.37 B	0.96	mg/kg	SW846 6010B	08/26-08/28/08	KT8H01AK
		Dilution Factor: 1		Analysis Time..: 14:56	Analyst ID.....: 022952	
		Instrument ID..: TRACEICP		MS Run #.....: 8239134	MDL.....: 0.071	
Aluminum	18100	38.4	mg/kg	SW846 6010B	08/26-08/28/08	KT8H01AL
		Dilution Factor: 1		Analysis Time..: 14:56	Analyst ID.....: 022952	
		Instrument ID..: TRACEICP		MS Run #.....: 8239134	MDL.....: 2.7	
Arsenic	10.0	1.9	mg/kg	SW846 6010B	08/26-08/28/08	KT8H01AM
		Dilution Factor: 1		Analysis Time..: 14:56	Analyst ID.....: 022952	
		Instrument ID..: TRACEICP		MS Run #.....: 8239134	MDL.....: 0.44	
Barium	46.7	38.4	mg/kg	SW846 6010B	08/26-08/28/08	KT8H01AN
		Dilution Factor: 1		Analysis Time..: 14:56	Analyst ID.....: 022952	
		Instrument ID..: TRACEICP		MS Run #.....: 8239134	MDL.....: 0.070	
Beryllium	1.7	0.77	mg/kg	SW846 6010B	08/26-08/28/08	KT8H01AP
		Dilution Factor: 1		Analysis Time..: 14:56	Analyst ID.....: 022952	
		Instrument ID..: TRACEICP		MS Run #.....: 8239134	MDL.....: 0.059	
Calcium	1330	960	mg/kg	SW846 6010B	08/26-08/28/08	KT8H01AQ
		Dilution Factor: 1		Analysis Time..: 14:56	Analyst ID.....: 022952	
		Instrument ID..: TRACEICP		MS Run #.....: 8239134	MDL.....: 48.2	
Cadmium	0.10 B	0.96	mg/kg	SW846 6010B	08/26-08/28/08	KT8H01AR
		Dilution Factor: 1		Analysis Time..: 14:56	Analyst ID.....: 022952	
		Instrument ID..: TRACEICP		MS Run #.....: 8239134	MDL.....: 0.090	
Cobalt	17.1	9.6	mg/kg	SW846 6010B	08/26-08/28/08	KT8H01AT
		Dilution Factor: 1		Analysis Time..: 14:56	Analyst ID.....: 022952	
		Instrument ID..: TRACEICP		MS Run #.....: 8239134	MDL.....: 0.083	
Chromium	32.5	0.96	mg/kg	SW846 6010B	08/26-08/28/08	KT8H01AU
		Dilution Factor: 1		Analysis Time..: 14:56	Analyst ID.....: 022952	
		Instrument ID..: TRACEICP		MS Run #.....: 8239134	MDL.....: 0.16	

(Continued on next page)

Tetra Tech NUS, Inc

Client Sample ID: TP-12-0708

TOTAL Metals

Lot-Sample #...: C8H150236-018 **Matrix.....:** SOLID

PARAMETER	RESULT	REPORTING LIMIT	UNITS	METHOD	PREPARATION-ANALYSIS DATE	WORK ORDER #
Copper	**18.9**	**4.8**	**mg/kg**	**SW846 6010B**	**08/26-08/28/08**	**KT8H01AV**
		Dilution Factor: 1		Analysis Time..: 14:56	Analyst ID.....: 022952	
		Instrument ID..: TRACEICP		MS Run #.....: 8239134	MDL.....: 0.27	
Iron	**38700**	**19.2**	**mg/kg**	**SW846 6010B**	**08/26-08/28/08**	**KT8H01AW**
		Dilution Factor: 1		Analysis Time..: 14:56	Analyst ID.....: 022952	
		Instrument ID..: TRACEICP		MS Run #.....: 8239134	MDL.....: 5.8	
Potassium	**2480**	**960**	**mg/kg**	**SW846 6010B**	**08/26-08/28/08**	**KT8H01AX**
		Dilution Factor: 1		Analysis Time..: 14:56	Analyst ID.....: 022952	
		Instrument ID..: TRACEICP		MS Run #.....: 8239134	MDL.....: 96.0	
Magnesium	**5900**	**960**	**mg/kg**	**SW846 6010B**	**08/26-08/28/08**	**KT8H01A0**
		Dilution Factor: 1		Analysis Time..: 14:56	Analyst ID.....: 022952	
		Instrument ID..: TRACEICP		MS Run #.....: 8239134	MDL.....: 2.5	
Manganese	**1130**	**2.9**	**mg/kg**	**SW846 6010B**	**08/26-08/28/08**	**KT8H01A1**
		Dilution Factor: 1		Analysis Time..: 14:56	Analyst ID.....: 022952	
		Instrument ID..: TRACEICP		MS Run #.....: 8239134	MDL.....: 0.051	
Sodium	**1490**	**960**	**mg/kg**	**SW846 6010B**	**08/26-08/28/08**	**KT8H01A2**
		Dilution Factor: 1		Analysis Time..: 14:56	Analyst ID.....: 022952	
		Instrument ID..: TRACEICP		MS Run #.....: 8239134	MDL.....: 26.8	
Nickel	**29.5**	**7.7**	**mg/kg**	**SW846 6010B**	**08/26-08/28/08**	**KT8H01A3**
		Dilution Factor: 1		Analysis Time..: 14:56	Analyst ID.....: 022952	
		Instrument ID..: TRACEICP		MS Run #.....: 8239134	MDL.....: 0.20	
Lead	**22.8**	**0.58**	**mg/kg**	**SW846 6010B**	**08/26-08/28/08**	**KT8H01A4**
		Dilution Factor: 1		Analysis Time..: 14:56	Analyst ID.....: 022952	
		Instrument ID..: TRACEICP		MS Run #.....: 8239134	MDL.....: 0.30	
Selenium	ND	0.96	mg/kg	SW846 6010B	08/26-08/28/08	KT8H01A5
		Dilution Factor: 1		Analysis Time..: 14:56	Analyst ID.....: 022952	
		Instrument ID..: TRACEICP		MS Run #.....: 8239134	MDL.....: 0.55	
Thallium	**0.92 B**	**1.9**	**mg/kg**	**SW846 6010B**	**08/26-08/28/08**	**KT8H01AA**
		Dilution Factor: 1		Analysis Time..: 14:56	Analyst ID.....: 022952	
		Instrument ID..: TRACEICP		MS Run #.....: 8239134	MDL.....: 0.62	

(Continued on next page)

Tetra Tech NUS, Inc

Client Sample ID: TP-12-0708

TOTAL Metals

Lot-Sample #...: C8H150236-018 **Matrix.....:** SOLID

PARAMETER	RESULT	REPORTING LIMIT	UNITS	METHOD	PREPARATION-ANALYSIS DATE	WORK ORDER #
Antimony	ND	1.9	mg/kg	SW846 6010B	08/26-08/28/08	KT8H01AC
		Dilution Factor: 1		Analysis Time..: 14:56	Analyst ID.....: 022952	
		Instrument ID..: TRACEICP		MS Run #.....: 8239134	MDL.....: 0.18	
Vanadium	**42.5**	**9.6**	**mg/kg**	**SW846 6010B**	**08/26-08/28/08**	**KT8H01AD**
		Dilution Factor: 1		Analysis Time..: 14:56	Analyst ID.....: 022952	
		Instrument ID..: TRACEICP		MS Run #.....: 8239134	MDL.....: 0.49	
Zinc	**104 J**	**3.8**	**mg/kg**	**SW846 6010B**	**08/26-08/28/08**	**KT8H01AE**
		Dilution Factor: 1		Analysis Time..: 14:56	Analyst ID.....: 022952	
		Instrument ID..: TRACEICP		MS Run #.....: 8239134	MDL.....: 0.66	
Prep Batch #...: 8239260						
Mercury	**0.079**	**0.063**	**mg/kg**	**SW846 7471A**	**08/26/08**	**KT8H01AF**
		Dilution Factor: 1		Analysis Time..: 15:21	Analyst ID.....: 401509	
		Instrument ID..: HGHYDRA		MS Run #.....: 8239169	MDL.....: 0.014	

NOTE(S):

Results and reporting limits have been adjusted for dry weight.

B Estimated result. Result is less than RL.

J Method blank contamination. The associated method blank contains the target analyte at a reportable level.

Tetra Tech NUS, Inc

Client Sample ID: TP-13-0506

TOTAL Metals

Lot-Sample #...: C8H150236-006
Date Sampled...: 08/12/08 Date Received..: 08/15/08
% Moisture.....: 6.1
Matrix.....: SOLID

PARAMETER	RESULT	REPORTING LIMIT	UNITS	METHOD	PREPARATION-ANALYSIS DATE	WORK ORDER #
Prep Batch #...: 8239203						
Silver	ND	0.53	mg/kg	SW846 6010B	08/26-08/28/08	KT8FD1AK
		Dilution Factor: 1		Analysis Time..: 14:07	Analyst ID.....: 022952	
		Instrument ID..: TRACEICP		MS Run #.....: 8239134	MDL.....: 0.039	
Aluminum	**2840**	**21.3**	**mg/kg**	**SW846 6010B**	**08/26-08/28/08**	**KT8FD1AL**
		Dilution Factor: 1		Analysis Time..: 14:07	Analyst ID.....: 022952	
		Instrument ID..: TRACEICP		MS Run #.....: 8239134	MDL.....: 1.5	
Arsenic	**1.9**	**1.1**	**mg/kg**	**SW846 6010B**	**08/26-08/28/08**	**KT8FD1AM**
		Dilution Factor: 1		Analysis Time..: 14:07	Analyst ID.....: 022952	
		Instrument ID..: TRACEICP		MS Run #.....: 8239134	MDL.....: 0.24	
Barium	**10.8 B**	**21.3**	**mg/kg**	**SW846 6010B**	**08/26-08/28/08**	**KT8FD1AN**
		Dilution Factor: 1		Analysis Time..: 14:07	Analyst ID.....: 022952	
		Instrument ID..: TRACEICP		MS Run #.....: 8239134	MDL.....: 0.039	
Beryllium	**0.13 B**	**0.43**	**mg/kg**	**SW846 6010B**	**08/26-08/28/08**	**KT8FD1AP**
		Dilution Factor: 1		Analysis Time..: 14:07	Analyst ID.....: 022952	
		Instrument ID..: TRACEICP		MS Run #.....: 8239134	MDL.....: 0.033	
Calcium	**54.4 B**	**532**	**mg/kg**	**SW846 6010B**	**08/26-08/28/08**	**KT8FD1AQ**
		Dilution Factor: 1		Analysis Time..: 14:07	Analyst ID.....: 022952	
		Instrument ID..: TRACEICP		MS Run #.....: 8239134	MDL.....: 26.8	
Cadmium	ND	0.53	mg/kg	SW846 6010B	08/26-08/28/08	KT8FD1AR
		Dilution Factor: 1		Analysis Time..: 14:07	Analyst ID.....: 022952	
		Instrument ID..: TRACEICP		MS Run #.....: 8239134	MDL.....: 0.050	
Cobalt	**1.1 B**	**5.3**	**mg/kg**	**SW846 6010B**	**08/26-08/28/08**	**KT8FD1AT**
		Dilution Factor: 1		Analysis Time..: 14:07	Analyst ID.....: 022952	
		Instrument ID..: TRACEICP		MS Run #.....: 8239134	MDL.....: 0.046	
Chromium	**6.4**	**0.53**	**mg/kg**	**SW846 6010B**	**08/26-08/28/08**	**KT8FD1AU**
		Dilution Factor: 1		Analysis Time..: 14:07	Analyst ID.....: 022952	
		Instrument ID..: TRACEICP		MS Run #.....: 8239134	MDL.....: 0.087	

(Continued on next page)

Tetra Tech NUS, Inc

Client Sample ID: TP-13-0506

TOTAL Metals

Lot-Sample #...: C8H150236-006 Matrix.....: SOLID

PARAMETER	RESULT	REPORTING LIMIT	UNITS	METHOD	PREPARATION-ANALYSIS DATE	WORK ORDER #
Copper	4.1	2.7	mg/kg	SW846 6010B	08/26-08/28/08	KT8FD1AV
		Dilution Factor: 1		Analysis Time..: 14:07	Analyst ID.....: 022952	
		Instrument ID..: TRACEICP		MS Run #.....: 8239134	MDL.....: 0.15	
Iron	4480	10.6	mg/kg	SW846 6010B	08/26-08/28/08	KT8FD1AW
		Dilution Factor: 1		Analysis Time..: 14:07	Analyst ID.....: 022952	
		Instrument ID..: TRACEICP		MS Run #.....: 8239134	MDL.....: 3.2	
Potassium	335 B	532	mg/kg	SW846 6010B	08/26-08/28/08	KT8FD1AX
		Dilution Factor: 1		Analysis Time..: 14:07	Analyst ID.....: 022952	
		Instrument ID..: TRACEICP		MS Run #.....: 8239134	MDL.....: 53.2	
Magnesium	487 B	532	mg/kg	SW846 6010B	08/26-08/28/08	KT8FD1A0
		Dilution Factor: 1		Analysis Time..: 14:07	Analyst ID.....: 022952	
		Instrument ID..: TRACEICP		MS Run #.....: 8239134	MDL.....: 1.4	
Manganese	31.4	1.6	mg/kg	SW846 6010B	08/26-08/28/08	KT8FD1A1
		Dilution Factor: 1		Analysis Time..: 14:07	Analyst ID.....: 022952	
		Instrument ID..: TRACEICP		MS Run #.....: 8239134	MDL.....: 0.029	
Sodium	ND	532	mg/kg	SW846 6010B	08/26-08/28/08	KT8FD1A2
		Dilution Factor: 1		Analysis Time..: 14:07	Analyst ID.....: 022952	
		Instrument ID..: TRACEICP		MS Run #.....: 8239134	MDL.....: 14.8	
Nickel	2.4 B	4.3	mg/kg	SW846 6010B	08/26-08/28/08	KT8FD1A3
		Dilution Factor: 1		Analysis Time..: 14:07	Analyst ID.....: 022952	
		Instrument ID..: TRACEICP		MS Run #.....: 8239134	MDL.....: 0.11	
Lead	4.1	0.32	mg/kg	SW846 6010B	08/26-08/28/08	KT8FD1A4
		Dilution Factor: 1		Analysis Time..: 14:07	Analyst ID.....: 022952	
		Instrument ID..: TRACEICP		MS Run #.....: 8239134	MDL.....: 0.17	
Selenium	ND	0.53	mg/kg	SW846 6010B	08/26-08/28/08	KT8FD1A5
		Dilution Factor: 1		Analysis Time..: 14:07	Analyst ID.....: 022952	
		Instrument ID..: TRACEICP		MS Run #.....: 8239134	MDL.....: 0.31	
Thallium	ND	1.1	mg/kg	SW846 6010B	08/26-08/28/08	KT8FD1AA
		Dilution Factor: 1		Analysis Time..: 14:07	Analyst ID.....: 022952	
		Instrument ID..: TRACEICP		MS Run #.....: 8239134	MDL.....: 0.34	

(Continued on next page)

Tetra Tech NUS, Inc

Client Sample ID: TP-13-0506

TOTAL Metals

Lot-Sample #...: C8H150236-006 **Matrix.....:** SOLID

PARAMETER	RESULT	REPORTING LIMIT	UNITS	METHOD	PREPARATION-ANALYSIS DATE	WORK ORDER #
Antimony	ND	1.1	mg/kg	SW846 6010B	08/26-08/28/08	KT8FD1AC
		Dilution Factor: 1		Analysis Time..: 14:07	Analyst ID.....: 022952	
		Instrument ID..: TRACEICP		MS Run #.....: 8239134	MDL.....: 0.098	
Vanadium	**8.7**	**5.3**	**mg/kg**	**SW846 6010B**	**08/26-08/28/08**	**KT8FD1AD**
		Dilution Factor: 1		Analysis Time..: 14:07	Analyst ID.....: 022952	
		Instrument ID..: TRACEICP		MS Run #.....: 8239134	MDL.....: 0.27	
Zinc	**9.9 J**	**2.1**	**mg/kg**	**SW846 6010B**	**08/26-08/28/08**	**KT8FD1AE**
		Dilution Factor: 1		Analysis Time..: 14:07	Analyst ID.....: 022952	
		Instrument ID..: TRACEICP		MS Run #.....: 8239134	MDL.....: 0.37	
Prep Batch #...: 8239260						
Mercury	**0.0080 B**	**0.035**	**mg/kg**	**SW846 7471A**	**08/26/08**	**KT8FD1AF**
		Dilution Factor: 1		Analysis Time..: 14:53	Analyst ID.....: 401509	
		Instrument ID..: HGHYDRA		MS Run #.....: 8239169	MDL.....: 0.0076	

NOTE(S):

Results and reporting limits have been adjusted for dry weight.

B Estimated result. Result is less than RL.

J Method blank contamination. The associated method blank contains the target analyte at a reportable level.

Tetra Tech NUS, Inc

Client Sample ID: TP-14-0506

TOTAL Metals

Lot-Sample #...: C8H150236-014 **Matrix.....:** SOLID
Date Sampled...: 08/13/08 **Date Received..:** 08/15/08
% Moisture.....: 24

PARAMETER	RESULT	REPORTING LIMIT	UNITS	METHOD	PREPARATION-ANALYSIS DATE	WORK ORDER #
Prep Batch #...: 8239203						
Silver	**0.19 B**	**0.66**	**mg/kg**	**SW846 6010B**	**08/26-08/28/08**	**KT8G61AK**
		Dilution Factor: 1		Analysis Time..: 14:51	Analyst ID.....: 022952	
		Instrument ID..: TRACEICP		MS Run #.....: 8239134	MDL.....: 0.049	
Aluminum	**12500**	**26.4**	**mg/kg**	**SW846 6010B**	**08/26-08/28/08**	**KT8G61AL**
		Dilution Factor: 1		Analysis Time..: 14:51	Analyst ID.....: 022952	
		Instrument ID..: TRACEICP		MS Run #.....: 8239134	MDL.....: 1.9	
Arsenic	**5.7**	**1.3**	**mg/kg**	**SW846 6010B**	**08/26-08/28/08**	**KT8G61AM**
		Dilution Factor: 1		Analysis Time..: 14:51	Analyst ID.....: 022952	
		Instrument ID..: TRACEICP		MS Run #.....: 8239134	MDL.....: 0.30	
Barium	**37.8**	**26.4**	**mg/kg**	**SW846 6010B**	**08/26-08/28/08**	**KT8G61AN**
		Dilution Factor: 1		Analysis Time..: 14:51	Analyst ID.....: 022952	
		Instrument ID..: TRACEICP		MS Run #.....: 8239134	MDL.....: 0.048	
Beryllium	**1.5**	**0.53**	**mg/kg**	**SW846 6010B**	**08/26-08/28/08**	**KT8G61AP**
		Dilution Factor: 1		Analysis Time..: 14:51	Analyst ID.....: 022952	
		Instrument ID..: TRACEICP		MS Run #.....: 8239134	MDL.....: 0.041	
Calcium	**765**	**659**	**mg/kg**	**SW846 6010B**	**08/26-08/28/08**	**KT8G61AQ**
		Dilution Factor: 1		Analysis Time..: 14:51	Analyst ID.....: 022952	
		Instrument ID..: TRACEICP		MS Run #.....: 8239134	MDL.....: 33.1	
Cadmium	**0.090 B**	**0.66**	**mg/kg**	**SW846 6010B**	**08/26-08/28/08**	**KT8G61AR**
		Dilution Factor: 1		Analysis Time..: 14:51	Analyst ID.....: 022952	
		Instrument ID..: TRACEICP		MS Run #.....: 8239134	MDL.....: 0.062	
Cobalt	**13.8**	**6.6**	**mg/kg**	**SW846 6010B**	**08/26-08/28/08**	**KT8G61AT**
		Dilution Factor: 1		Analysis Time..: 14:51	Analyst ID.....: 022952	
		Instrument ID..: TRACEICP		MS Run #.....: 8239134	MDL.....: 0.057	
Chromium	**22.8**	**0.66**	**mg/kg**	**SW846 6010B**	**08/26-08/28/08**	**KT8G61AU**
		Dilution Factor: 1		Analysis Time..: 14:51	Analyst ID.....: 022952	
		Instrument ID..: TRACEICP		MS Run #.....: 8239134	MDL.....: 0.11	

(Continued on next page)

Tetra Tech NUS, Inc

Client Sample ID: TP-14-0506

TOTAL Metals

Lot-Sample #...: C8H150236-014 Matrix.....: SOLID

PARAMETER	RESULT	REPORTING LIMIT	UNITS	METHOD	PREPARATION-ANALYSIS DATE	WORK ORDER #
Copper	11.5	3.3	mg/kg	SW846 6010B	08/26-08/28/08	KT8G61AV
		Dilution Factor: 1		Analysis Time..: 14:51	Analyst ID.....: 022952	
		Instrument ID..: TRACEICP		MS Run #.....: 8239134	MDL.....: 0.18	
Iron	22900	13.2	mg/kg	SW846 6010B	08/26-08/28/08	KT8G61AW
		Dilution Factor: 1		Analysis Time..: 14:51	Analyst ID.....: 022952	
		Instrument ID..: TRACEICP		MS Run #.....: 8239134	MDL.....: 4.0	
Potassium	1590	659	mg/kg	SW846 6010B	08/26-08/28/08	KT8G61AX
		Dilution Factor: 1		Analysis Time..: 14:51	Analyst ID.....: 022952	
		Instrument ID..: TRACEICP		MS Run #.....: 8239134	MDL.....: 65.9	
Magnesium	3570	659	mg/kg	SW846 6010B	08/26-08/28/08	KT8G61A0
		Dilution Factor: 1		Analysis Time..: 14:51	Analyst ID.....: 022952	
		Instrument ID..: TRACEICP		MS Run #.....: 8239134	MDL.....: 1.7	
Manganese	765	2.0	mg/kg	SW846 6010B	08/26-08/28/08	KT8G61A1
		Dilution Factor: 1		Analysis Time..: 14:51	Analyst ID.....: 022952	
		Instrument ID..: TRACEICP		MS Run #.....: 8239134	MDL.....: 0.035	
Sodium	259 B	659	mg/kg	SW846 6010B	08/26-08/28/08	KT8G61A2
		Dilution Factor: 1		Analysis Time..: 14:51	Analyst ID.....: 022952	
		Instrument ID..: TRACEICP		MS Run #.....: 8239134	MDL.....: 18.4	
Nickel	22.5	5.3	mg/kg	SW846 6010B	08/26-08/28/08	KT8G61A3
		Dilution Factor: 1		Analysis Time..: 14:51	Analyst ID.....: 022952	
		Instrument ID..: TRACEICP		MS Run #.....: 8239134	MDL.....: 0.14	
Lead	13.6	0.40	mg/kg	SW846 6010B	08/26-08/28/08	KT8G61A4
		Dilution Factor: 1		Analysis Time..: 14:51	Analyst ID.....: 022952	
		Instrument ID..: TRACEICP		MS Run #.....: 8239134	MDL.....: 0.21	
Selenium	ND	0.66	mg/kg	SW846 6010B	08/26-08/28/08	KT8G61A5
		Dilution Factor: 1		Analysis Time..: 14:51	Analyst ID.....: 022952	
		Instrument ID..: TRACEICP		MS Run #.....: 8239134	MDL.....: 0.38	
Thallium	0.60 B	1.3	mg/kg	SW846 6010B	08/26-08/28/08	KT8G61AA
		Dilution Factor: 1		Analysis Time..: 14:51	Analyst ID.....: 022952	
		Instrument ID..: TRACEICP		MS Run #.....: 8239134	MDL.....: 0.42	

(Continued on next page)

Tetra Tech NUS, Inc

Client Sample ID: TP-14-0506

TOTAL Metals

Lot-Sample #...: C8H150236-014 Matrix.....: SOLID

PARAMETER	RESULT	REPORTING LIMIT	UNITS	METHOD	PREPARATION-ANALYSIS DATE	WORK ORDER #
Antimony	ND	1.3	mg/kg	SW846 6010B	08/26-08/28/08	KT8G61AC
		Dilution Factor: 1		Analysis Time..: 14:51	Analyst ID.....: 022952	
		Instrument ID..: TRACEICP		MS Run #.....: 8239134	MDL.....: 0.12	
Vanadium	**29.1**	**6.6**	**mg/kg**	**SW846 6010B**	**08/26-08/28/08**	**KT8G61AD**
		Dilution Factor: 1		Analysis Time..: 14:51	Analyst ID.....: 022952	
		Instrument ID..: TRACEICP		MS Run #.....: 8239134	MDL.....: 0.34	
Zinc	**68.3 J**	**2.6**	**mg/kg**	**SW846 6010B**	**08/26-08/28/08**	**KT8G61AE**
		Dilution Factor: 1		Analysis Time..: 14:51	Analyst ID.....: 022952	
		Instrument ID..: TRACEICP		MS Run #.....: 8239134	MDL.....: 0.46	
Prep Batch #...: 8239260						
Mercury	**0.040 B**	**0.043**	**mg/kg**	**SW846 7471A**	**08/26/08**	**KT8G61AF**
		Dilution Factor: 1		Analysis Time..: 15:10	Analyst ID.....: 401509	
		Instrument ID..: HGHYDRA		MS Run #.....: 8239169	MDL.....: 0.0094	

NOTE(S):

Results and reporting limits have been adjusted for dry weight.

B Estimated result. Result is less than RL.

J Method blank contamination. The associated method blank contains the target analyte at a reportable level.

Tetra Tech NUS, Inc

Client Sample ID: TP-15-0506

TOTAL Metals

Lot-Sample #...: C8H150236-015
Date Sampled...: 08/13/08 Date Received..: 08/15/08 Matrix.....: SOLID
% Moisture.....: 30

PARAMETER	RESULT	REPORTING LIMIT	UNITS	METHOD	PREPARATION-ANALYSIS DATE	WORK ORDER #
Prep Batch #...: 8239203						
Silver	0.12 B	0.71	mg/kg	SW846 6010B	08/26-08/28/08	KT8HG1AR
		Dilution Factor: 1		Analysis Time..: 15:15	Analyst ID.....: 022952	
		Instrument ID..: TRACEICP		MS Run #.....: 8239134	MDL.....: 0.053	
Aluminum	10000	28.5	mg/kg	SW846 6010B	08/26-08/28/08	KT8HG1AF
		Dilution Factor: 1		Analysis Time..: 15:15	Analyst ID.....: 022952	
		Instrument ID..: TRACEICP		MS Run #.....: 8239134	MDL.....: 2.0	
Arsenic	6.1	1.4	mg/kg	SW846 6010B	08/26-08/28/08	KT8HG1AG
		Dilution Factor: 1		Analysis Time..: 15:15	Analyst ID.....: 022952	
		Instrument ID..: TRACEICP		MS Run #.....: 8239134	MDL.....: 0.33	
Barium	21.0 B	28.5	mg/kg	SW846 6010B	08/26-08/28/08	KT8HG1AH
		Dilution Factor: 1		Analysis Time..: 15:15	Analyst ID.....: 022952	
		Instrument ID..: TRACEICP		MS Run #.....: 8239134	MDL.....: 0.052	
Beryllium	0.60	0.57	mg/kg	SW846 6010B	08/26-08/28/08	KT8HG1AJ
		Dilution Factor: 1		Analysis Time..: 15:15	Analyst ID.....: 022952	
		Instrument ID..: TRACEICP		MS Run #.....: 8239134	MDL.....: 0.044	
Calcium	171 B	713	mg/kg	SW846 6010B	08/26-08/28/08	KT8HG1AK
		Dilution Factor: 1		Analysis Time..: 15:15	Analyst ID.....: 022952	
		Instrument ID..: TRACEICP		MS Run #.....: 8239134	MDL.....: 35.8	
Cadmium	ND	0.71	mg/kg	SW846 6010B	08/26-08/28/08	KT8HG1AL
		Dilution Factor: 1		Analysis Time..: 15:15	Analyst ID.....: 022952	
		Instrument ID..: TRACEICP		MS Run #.....: 8239134	MDL.....: 0.067	
Cobalt	3.3 B	7.1	mg/kg	SW846 6010B	08/26-08/28/08	KT8HG1AM
		Dilution Factor: 1		Analysis Time..: 15:15	Analyst ID.....: 022952	
		Instrument ID..: TRACEICP		MS Run #.....: 8239134	MDL.....: 0.061	
Chromium	33.3	0.71	mg/kg	SW846 6010B	08/26-08/28/08	KT8HG1AN
		Dilution Factor: 1		Analysis Time..: 15:15	Analyst ID.....: 022952	
		Instrument ID..: TRACEICP		MS Run #.....: 8239134	MDL.....: 0.12	

(Continued on next page)

Tetra Tech NUS, Inc

Client Sample ID: TP-15-0506

TOTAL Metals

Lot-Sample #...: C8H150236-015 Matrix.....: SOLID

PARAMETER	RESULT	REPORTING LIMIT	UNITS	METHOD	PREPARATION-ANALYSIS DATE	WORK ORDER #
Copper	15.3	3.6	mg/kg	SW846 6010B	08/26-08/28/08	KT8HG1AP
		Dilution Factor: 1		Analysis Time..: 15:15	Analyst ID.....: 022952	
		Instrument ID..: TRACEICP		MS Run #.....: 8239134	MDL.....: 0.20	
Iron	16200	14.3	mg/kg	SW846 6010B	08/26-08/28/08	KT8HG1AQ
		Dilution Factor: 1		Analysis Time..: 15:15	Analyst ID.....: 022952	
		Instrument ID..: TRACEICP		MS Run #.....: 8239134	MDL.....: 4.3	
Potassium	999	713	mg/kg	SW846 6010B	08/26-08/28/08	KT8HG1AR
		Dilution Factor: 1		Analysis Time..: 15:15	Analyst ID.....: 022952	
		Instrument ID..: TRACEICP		MS Run #.....: 8239134	MDL.....: 71.3	
Magnesium	1000	713	mg/kg	SW846 6010B	08/26-08/28/08	KT8HG1AT
		Dilution Factor: 1		Analysis Time..: 15:15	Analyst ID.....: 022952	
		Instrument ID..: TRACEICP		MS Run #.....: 8239134	MDL.....: 1.9	
Manganese	82.5	2.1	mg/kg	SW846 6010B	08/26-08/28/08	KT8HG1AU
		Dilution Factor: 1		Analysis Time..: 15:15	Analyst ID.....: 022952	
		Instrument ID..: TRACEICP		MS Run #.....: 8239134	MDL.....: 0.038	
Sodium	64.0 B	713	mg/kg	SW846 6010B	08/26-08/28/08	KT8HG1AV
		Dilution Factor: 1		Analysis Time..: 15:15	Analyst ID.....: 022952	
		Instrument ID..: TRACEICP		MS Run #.....: 8239134	MDL.....: 19.9	
Nickel	6.9	5.7	mg/kg	SW846 6010B	08/26-08/28/08	KT8HG1AW
		Dilution Factor: 1		Analysis Time..: 15:15	Analyst ID.....: 022952	
		Instrument ID..: TRACEICP		MS Run #.....: 8239134	MDL.....: 0.15	
Lead	9.6	0.43	mg/kg	SW846 6010B	08/26-08/28/08	KT8HG1AX
		Dilution Factor: 1		Analysis Time..: 15:15	Analyst ID.....: 022952	
		Instrument ID..: TRACEICP		MS Run #.....: 8239134	MDL.....: 0.22	
Selenium	ND	0.71	mg/kg	SW846 6010B	08/26-08/28/08	KT8HG1A0
		Dilution Factor: 1		Analysis Time..: 15:15	Analyst ID.....: 022952	
		Instrument ID..: TRACEICP		MS Run #.....: 8239134	MDL.....: 0.41	
Thallium	0.73 B	1.4	mg/kg	SW846 6010B	08/26-08/28/08	KT8HG1A1
		Dilution Factor: 1		Analysis Time..: 15:15	Analyst ID.....: 022952	
		Instrument ID..: TRACEICP		MS Run #.....: 8239134	MDL.....: 0.46	

(Continued on next page)

Tetra Tech NUS, Inc

Client Sample ID: TP-15-0506

TOTAL Metals

Lot-Sample #...: C8H150236-015 Matrix.....: SOLID

PARAMETER	RESULT	REPORTING LIMIT	UNITS	METHOD	PREPARATION-ANALYSIS DATE	WORK ORDER #
Antimony	0.26 B	1.4	mg/kg	SW846 6010B	08/26-08/28/08	KT8HG1A2
		Dilution Factor: 1		Analysis Time..: 15:15	Analyst ID.....: 022952	
		Instrument ID..: TRACEICP		MS Run #.....: 8239134	MDL.....: 0.13	
Vanadium	45.2	7.1	mg/kg	SW846 6010B	08/26-08/28/08	KT8HG1A3
		Dilution Factor: 1		Analysis Time..: 15:15	Analyst ID.....: 022952	
		Instrument ID..: TRACEICP		MS Run #.....: 8239134	MDL.....: 0.37	
Zinc	28.8 J	2.9	mg/kg	SW846 6010B	08/26-08/28/08	KT8HG1A4
		Dilution Factor: 1		Analysis Time..: 15:15	Analyst ID.....: 022952	
		Instrument ID..: TRACEICP		MS Run #.....: 8239134	MDL.....: 0.49	
Prep Batch #...: 8239260						
Mercury	0.028 B	0.047	mg/kg	SW846 7471A	08/26/08	KT8HG1A5
		Dilution Factor: 1		Analysis Time..: 15:12	Analyst ID.....: 401509	
		Instrument ID..: HGHYDRA		MS Run #.....: 8239169	MDL.....: 0.010	

NOTE(S):

Results and reporting limits have been adjusted for dry weight.

B Estimated result. Result is less than RL.

J Method blank contamination. The associated method blank contains the target analyte at a reportable level.

Tetra Tech NUS, Inc

Client Sample ID: TP-16-05

TOTAL Metals

Lot-Sample #...: C8H150236-003 Matrix.....: SOLID
Date Sampled...: 08/12/08 Date Received..: 08/15/08
% Moisture.....: 31

PARAMETER	RESULT	REPORTING LIMIT	UNITS	METHOD	PREPARATION-ANALYSIS DATE	WORK ORDER #
Prep Batch #...: 8239203						
Silver	0.14 B	0.72	mg/kg	SW846 6010B	08/26-08/28/08	KT8EW1AD
		Dilution Factor: 1		Analysis Time..: 13:50	Analyst ID.....: 022952	
		Instrument ID..: TRACEICP		MS Run #.....: 8239134	MDL.....: 0.054	
Aluminum	9090	29.0	mg/kg	SW846 6010B	08/26-08/28/08	KT8EW1AE
		Dilution Factor: 1		Analysis Time..: 13:50	Analyst ID.....: 022952	
		Instrument ID..: TRACEICP		MS Run #.....: 8239134	MDL.....: 2.1	
Arsenic	8.4	1.4	mg/kg	SW846 6010B	08/26-08/28/08	KT8EW1AF
		Dilution Factor: 1		Analysis Time..: 13:50	Analyst ID.....: 022952	
		Instrument ID..: TRACEICP		MS Run #.....: 8239134	MDL.....: 0.33	
Barium	40.2	29.0	mg/kg	SW846 6010B	08/26-08/28/08	KT8EW1AG
		Dilution Factor: 1		Analysis Time..: 13:50	Analyst ID.....: 022952	
		Instrument ID..: TRACEICP		MS Run #.....: 8239134	MDL.....: 0.053	
Beryllium	0.50 B	0.58	mg/kg	SW846 6010B	08/26-08/28/08	KT8EW1AH
		Dilution Factor: 1		Analysis Time..: 13:50	Analyst ID.....: 022952	
		Instrument ID..: TRACEICP		MS Run #.....: 8239134	MDL.....: 0.045	
Calcium	158 B	725	mg/kg	SW846 6010B	08/26-08/28/08	KT8EW1AJ
		Dilution Factor: 1		Analysis Time..: 13:50	Analyst ID.....: 022952	
		Instrument ID..: TRACEICP		MS Run #.....: 8239134	MDL.....: 36.4	
Cadmium	ND	0.72	mg/kg	SW846 6010B	08/26-08/28/08	KT8EW1AK
		Dilution Factor: 1		Analysis Time..: 13:50	Analyst ID.....: 022952	
		Instrument ID..: TRACEICP		MS Run #.....: 8239134	MDL.....: 0.068	
Cobalt	3.6 B	7.2	mg/kg	SW846 6010B	08/26-08/28/08	KT8EW1AL
		Dilution Factor: 1		Analysis Time..: 13:50	Analyst ID.....: 022952	
		Instrument ID..: TRACEICP		MS Run #.....: 8239134	MDL.....: 0.062	
Chromium	25.0	0.72	mg/kg	SW846 6010B	08/26-08/28/08	KT8EW1AM
		Dilution Factor: 1		Analysis Time..: 13:50	Analyst ID.....: 022952	
		Instrument ID..: TRACEICP		MS Run #.....: 8239134	MDL.....: 0.12	

(Continued on next page)

Tetra Tech NUS, Inc

Client Sample ID: TP-16-05

TOTAL Metals

Lot-Sample #...: C8H150236-003 **Matrix.....:** SOLID

PARAMETER	RESULT	REPORTING LIMIT	UNITS	METHOD	PREPARATION-ANALYSIS DATE	WORK ORDER #
Copper	**15.7**	**3.6**	**mg/kg**	**SW846 6010B**	**08/26-08/28/08**	**KT8EW1AN**
		Dilution Factor: 1		Analysis Time..: 13:50	Analyst ID.....: 022952	
		Instrument ID..: TRACEICP		MS Run #.....: 8239134	MDL.....: 0.20	
Iron	**18600**	**14.5**	**mg/kg**	**SW846 6010B**	**08/26-08/28/08**	**KT8EW1AP**
		Dilution Factor: 1		Analysis Time..: 13:50	Analyst ID.....: 022952	
		Instrument ID..: TRACEICP		MS Run #.....: 8239134	MDL.....: 4.4	
Potassium	**2350**	**725**	**mg/kg**	**SW846 6010B**	**08/26-08/28/08**	**KT8EW1AQ**
		Dilution Factor: 1		Analysis Time..: 13:50	Analyst ID.....: 022952	
		Instrument ID..: TRACEICP		MS Run #.....: 8239134	MDL.....: 72.5	
Magnesium	**1390**	**725**	**mg/kg**	**SW846 6010B**	**08/26-08/28/08**	**KT8EW1AR**
		Dilution Factor: 1		Analysis Time..: 13:50	Analyst ID.....: 022952	
		Instrument ID..: TRACEICP		MS Run #.....: 8239134	MDL.....: 1.9	
Manganese	**125**	**2.2**	**mg/kg**	**SW846 6010B**	**08/26-08/28/08**	**KT8EW1AT**
		Dilution Factor: 1		Analysis Time..: 13:50	Analyst ID.....: 022952	
		Instrument ID..: TRACEICP		MS Run #.....: 8239134	MDL.....: 0.039	
Sodium	**63.4 B**	**725**	**mg/kg**	**SW846 6010B**	**08/26-08/28/08**	**KT8EW1AU**
		Dilution Factor: 1		Analysis Time..: 13:50	Analyst ID.....: 022952	
		Instrument ID..: TRACEICP		MS Run #.....: 8239134	MDL.....: 20.2	
Nickel	**7.5**	**5.8**	**mg/kg**	**SW846 6010B**	**08/26-08/28/08**	**KT8EW1AV**
		Dilution Factor: 1		Analysis Time..: 13:50	Analyst ID.....: 022952	
		Instrument ID..: TRACEICP		MS Run #.....: 8239134	MDL.....: 0.15	
Lead	**20.7**	**0.43**	**mg/kg**	**SW846 6010B**	**08/26-08/28/08**	**KT8EW1AW**
		Dilution Factor: 1		Analysis Time..: 13:50	Analyst ID.....: 022952	
		Instrument ID..: TRACEICP		MS Run #.....: 8239134	MDL.....: 0.23	
Selenium	ND	0.72	mg/kg	SW846 6010B	08/26-08/28/08	KT8EW1AX
		Dilution Factor: 1		Analysis Time..: 13:50	Analyst ID.....: 022952	
		Instrument ID..: TRACEICP		MS Run #.....: 8239134	MDL.....: 0.42	
Thallium	**0.79 B**	**1.4**	**mg/kg**	**SW846 6010B**	**08/26-08/28/08**	**KT8EW1A0**
		Dilution Factor: 1		Analysis Time..: 13:50	Analyst ID.....: 022952	
		Instrument ID..: TRACEICP		MS Run #.....: 8239134	MDL.....: 0.46	

(Continued on next page)

Tetra Tech NUS, Inc

Client Sample ID: TP-16-05

TOTAL Metals

Lot-Sample #...: C8H150236-003 Matrix.....: SOLID

PARAMETER	RESULT	REPORTING LIMIT	UNITS	METHOD	PREPARATION-ANALYSIS DATE	WORK ORDER #
Antimony	0.17 B	1.4	mg/kg	SW846 6010B	08/26-08/28/08	KT8EW1A1
		Dilution Factor: 1		Analysis Time..: 13:50	Analyst ID.....: 022952	
		Instrument ID..: TRACEICP		MS Run #.....: 8239134	MDL.....: 0.13	
Vanadium	30.9	7.2	mg/kg	SW846 6010B	08/26-08/28/08	KT8EW1A2
		Dilution Factor: 1		Analysis Time..: 13:50	Analyst ID.....: 022952	
		Instrument ID..: TRACEICP		MS Run #.....: 8239134	MDL.....: 0.37	
Zinc	29.8 J	2.9	mg/kg	SW846 6010B	08/26-08/28/08	KT8EW1A3
		Dilution Factor: 1		Analysis Time..: 13:50	Analyst ID.....: 022952	
		Instrument ID..: TRACEICP		MS Run #.....: 8239134	MDL.....: 0.50	
Prep Batch #...: 8239260						
Mercury	0.041 B	0.048	mg/kg	SW846 7471A	08/26/08	KT8EW1A4
		Dilution Factor: 1		Analysis Time..: 14:48	Analyst ID.....: 401509	
		Instrument ID..: HGHYDRA		MS Run #.....: 8239169	MDL.....: 0.010	

NOTE(S):

Results and reporting limits have been adjusted for dry weight.

B Estimated result. Result is less than RL.

J Method blank contamination. The associated method blank contains the target analyte at a reportable level.

Tetra Tech NUS, Inc

Client Sample ID: TP-17-0506

TOTAL Metals

Lot-Sample #...: C8H150236-020
Date Sampled...: 08/14/08 Date Received..: 08/15/08
% Moisture.....: 43
Matrix.....: SOLID

PARAMETER	RESULT	REPORTING LIMIT	UNITS	METHOD	PREPARATION-ANALYSIS DATE	WORK ORDER #
Prep Batch #...: 8239203						
Silver	0.34 B	0.88	mg/kg	SW846 6010B	08/26-08/28/08	KT8JE1AE
		Dilution Factor: 1		Analysis Time..: 15:37	Analyst ID.....: 022952	
		Instrument ID..: TRACEICP		MS Run #.....: 8239134	MDL.....: 0.065	
Aluminum	16700	35.1	mg/kg	SW846 6010B	08/26-08/28/08	KT8JE1AF
		Dilution Factor: 1		Analysis Time..: 15:37	Analyst ID.....: 022952	
		Instrument ID..: TRACEICP		MS Run #.....: 8239134	MDL.....: 2.5	
Arsenic	8.8	1.8	mg/kg	SW846 6010B	08/26-08/28/08	KT8JE1AG
		Dilution Factor: 1		Analysis Time..: 15:37	Analyst ID.....: 022952	
		Instrument ID..: TRACEICP		MS Run #.....: 8239134	MDL.....: 0.40	
Barium	37.5	35.1	mg/kg	SW846 6010B	08/26-08/28/08	KT8JE1AH
		Dilution Factor: 1		Analysis Time..: 15:37	Analyst ID.....: 022952	
		Instrument ID..: TRACEICP		MS Run #.....: 8239134	MDL.....: 0.064	
Beryllium	1.9	0.70	mg/kg	SW846 6010B	08/26-08/28/08	KT8JE1AJ
		Dilution Factor: 1		Analysis Time..: 15:37	Analyst ID.....: 022952	
		Instrument ID..: TRACEICP		MS Run #.....: 8239134	MDL.....: 0.054	
Calcium	973	879	mg/kg	SW846 6010B	08/26-08/28/08	KT8JE1AK
		Dilution Factor: 1		Analysis Time..: 15:37	Analyst ID.....: 022952	
		Instrument ID..: TRACEICP		MS Run #.....: 8239134	MDL.....: 44.2	
Cadmium	0.20 B	0.88	mg/kg	SW846 6010B	08/26-08/28/08	KT8JE1AL
		Dilution Factor: 1		Analysis Time..: 15:37	Analyst ID.....: 022952	
		Instrument ID..: TRACEICP		MS Run #.....: 8239134	MDL.....: 0.082	
Cobalt	23.0	8.8	mg/kg	SW846 6010B	08/26-08/28/08	KT8JE1AM
		Dilution Factor: 1		Analysis Time..: 15:37	Analyst ID.....: 022952	
		Instrument ID..: TRACEICP		MS Run #.....: 8239134	MDL.....: 0.076	
Chromium	31.9	0.88	mg/kg	SW846 6010B	08/26-08/28/08	KT8JE1AN
		Dilution Factor: 1		Analysis Time..: 15:37	Analyst ID.....: 022952	
		Instrument ID..: TRACEICP		MS Run #.....: 8239134	MDL.....: 0.14	

(Continued on next page)

Tetra Tech NUS, Inc

Client Sample ID: TP-17-0506

TOTAL Metals

Lot-Sample #...: C8H150236-020 **Matrix.....:** SOLID

PARAMETER	RESULT	REPORTING LIMIT	UNITS	METHOD	PREPARATION-ANALYSIS DATE	WORK ORDER #
Copper	**19.9**	**4.4**	**mg/kg**	**SW846 6010B**	**08/26-08/28/08**	**KT8JE1AP**
		Dilution Factor: 1		Analysis Time..: 15:37	Analyst ID.....: 022952	
		Instrument ID..: TRACEICP		MS Run #.....: 8239134	MDL.....: 0.25	
Iron	**39600**	**17.6**	**mg/kg**	**SW846 6010B**	**08/26-08/28/08**	**KT8JE1AQ**
		Dilution Factor: 1		Analysis Time..: 15:37	Analyst ID.....: 022952	
		Instrument ID..: TRACEICP		MS Run #.....: 8239134	MDL.....: 5.3	
Potassium	**2120**	**879**	**mg/kg**	**SW846 6010B**	**08/26-08/28/08**	**KT8JE1AR**
		Dilution Factor: 1		Analysis Time..: 15:37	Analyst ID.....: 022952	
		Instrument ID..: TRACEICP		MS Run #.....: 8239134	MDL.....: 87.9	
Magnesium	**4640**	**879**	**mg/kg**	**SW846 6010B**	**08/26-08/28/08**	**KT8JE1AT**
		Dilution Factor: 1		Analysis Time..: 15:37	Analyst ID.....: 022952	
		Instrument ID..: TRACEICP		MS Run #.....: 8239134	MDL.....: 2.3	
Manganese	**977**	**2.6**	**mg/kg**	**SW846 6010B**	**08/26-08/28/08**	**KT8JE1AU**
		Dilution Factor: 1		Analysis Time..: 15:37	Analyst ID.....: 022952	
		Instrument ID..: TRACEICP		MS Run #.....: 8239134	MDL.....: 0.047	
Sodium	**184 B**	**879**	**mg/kg**	**SW846 6010B**	**08/26-08/28/08**	**KT8JE1AV**
		Dilution Factor: 1		Analysis Time..: 15:37	Analyst ID.....: 022952	
		Instrument ID..: TRACEICP		MS Run #.....: 8239134	MDL.....: 24.5	
Nickel	**36.5**	**7.0**	**mg/kg**	**SW846 6010B**	**08/26-08/28/08**	**KT8JE1AW**
		Dilution Factor: 1		Analysis Time..: 15:37	Analyst ID.....: 022952	
		Instrument ID..: TRACEICP		MS Run #.....: 8239134	MDL.....: 0.18	
Lead	**24.4**	**0.53**	**mg/kg**	**SW846 6010B**	**08/26-08/28/08**	**KT8JE1AX**
		Dilution Factor: 1		Analysis Time..: 15:37	Analyst ID.....: 022952	
		Instrument ID..: TRACEICP		MS Run #.....: 8239134	MDL.....: 0.28	
Selenium	ND	0.88	mg/kg	SW846 6010B	08/26-08/28/08	KT8JE1A0
		Dilution Factor: 1		Analysis Time..: 15:37	Analyst ID.....: 022952	
		Instrument ID..: TRACEICP		MS Run #.....: 8239134	MDL.....: 0.50	
Thallium	**1.4 B**	**1.8**	**mg/kg**	**SW846 6010B**	**08/26-08/28/08**	**KT8JE1A1**
		Dilution Factor: 1		Analysis Time..: 15:37	Analyst ID.....: 022952	
		Instrument ID..: TRACEICP		MS Run #.....: 8239134	MDL.....: 0.56	

(Continued on next page)

Tetra Tech NUS, Inc

Client Sample ID: TP-17-0506

TOTAL Metals

Lot-Sample #...: C8H150236-020 **Matrix.....:** SOLID

PARAMETER	RESULT	REPORTING LIMIT	UNITS	METHOD	PREPARATION-ANALYSIS DATE	WORK ORDER #
Antimony	ND	1.8	mg/kg	SW846 6010B	08/26-08/28/08	KT8JE1A2
		Dilution Factor: 1		Analysis Time..: 15:37	Analyst ID.....: 022952	
		Instrument ID..: TRACEICP		MS Run #.....: 8239134	MDL.....: 0.16	
Vanadium	**40.8**	**8.8**	**mg/kg**	**SW846 6010B**	**08/26-08/28/08**	**KT8JE1A3**
		Dilution Factor: 1		Analysis Time..: 15:37	Analyst ID.....: 022952	
		Instrument ID..: TRACEICP		MS Run #.....: 8239134	MDL.....: 0.45	
Zinc	**104 J**	**3.5**	**mg/kg**	**SW846 6010B**	**08/26-08/28/08**	**KT8JE1A4**
		Dilution Factor: 1		Analysis Time..: 15:37	Analyst ID.....: 022952	
		Instrument ID..: TRACEICP		MS Run #.....: 8239134	MDL.....: 0.61	
Prep Batch #...: 8239260						
Mercury	**0.086**	**0.058**	**mg/kg**	**SW846 7471A**	**08/26/08**	**KT8JE1A5**
		Dilution Factor: 1		Analysis Time..: 15:24	Analyst ID.....: 401509	
		Instrument ID..: HGHYDRA		MS Run #.....: 8239169	MDL.....: 0.012	

NOTE(S):

Results and reporting limits have been adjusted for dry weight.

B Estimated result. Result is less than RL.

J Method blank contamination. The associated method blank contains the target analyte at a reportable level.

Tetra Tech NUS, Inc

Client Sample ID: TP-18-0607

TOTAL Metals

Lot-Sample #...: C8H150236-017
Date Sampled...: 08/14/08 Date Received..: 08/15/08
% Moisture.....: 36 Matrix.....: SOLID

PARAMETER	RESULT	REPORTING LIMIT	UNITS	METHOD	PREPARATION-ANALYSIS DATE	WORK ORDER #
Prep Batch #...: 8239203						
Silver	0.11 B	0.78	mg/kg	SW846 6010B	08/26-08/28/08	KT8HN1AR
		Dilution Factor: 1		Analysis Time..: 15:26	Analyst ID.....: 022952	
		Instrument ID..: TRACEICP		MS Run #.....: 8239134	MDL.....: 0.058	
Aluminum	13500	31.0	mg/kg	SW846 6010B	08/26-08/28/08	KT8HN1AF
		Dilution Factor: 1		Analysis Time..: 15:26	Analyst ID.....: 022952	
		Instrument ID..: TRACEICP		MS Run #.....: 8239134	MDL.....: 2.2	
Arsenic	7.0	1.6	mg/kg	SW846 6010B	08/26-08/28/08	KT8HN1AG
		Dilution Factor: 1		Analysis Time..: 15:26	Analyst ID.....: 022952	
		Instrument ID..: TRACEICP		MS Run #.....: 8239134	MDL.....: 0.35	
Barium	28.0 B	31.0	mg/kg	SW846 6010B	08/26-08/28/08	KT8HN1AH
		Dilution Factor: 1		Analysis Time..: 15:26	Analyst ID.....: 022952	
		Instrument ID..: TRACEICP		MS Run #.....: 8239134	MDL.....: 0.056	
Beryllium	1.5	0.62	mg/kg	SW846 6010B	08/26-08/28/08	KT8HN1AJ
		Dilution Factor: 1		Analysis Time..: 15:26	Analyst ID.....: 022952	
		Instrument ID..: TRACEICP		MS Run #.....: 8239134	MDL.....: 0.048	
Calcium	259 B	776	mg/kg	SW846 6010B	08/26-08/28/08	KT8HN1AK
		Dilution Factor: 1		Analysis Time..: 15:26	Analyst ID.....: 022952	
		Instrument ID..: TRACEICP		MS Run #.....: 8239134	MDL.....: 39.0	
Cadmium	0.59 B	0.78	mg/kg	SW846 6010B	08/26-08/28/08	KT8HN1AL
		Dilution Factor: 1		Analysis Time..: 15:26	Analyst ID.....: 022952	
		Instrument ID..: TRACEICP		MS Run #.....: 8239134	MDL.....: 0.073	
Cobalt	20.9	7.8	mg/kg	SW846 6010B	08/26-08/28/08	KT8HN1AM
		Dilution Factor: 1		Analysis Time..: 15:26	Analyst ID.....: 022952	
		Instrument ID..: TRACEICP		MS Run #.....: 8239134	MDL.....: 0.067	
Chromium	23.4	0.78	mg/kg	SW846 6010B	08/26-08/28/08	KT8HN1AN
		Dilution Factor: 1		Analysis Time..: 15:26	Analyst ID.....: 022952	
		Instrument ID..: TRACEICP		MS Run #.....: 8239134	MDL.....: 0.13	

(Continued on next page)

Tetra Tech NUS, Inc

Client Sample ID: TP-18-0607

TOTAL Metals

Lot-Sample #...: C8H150236-017 **Matrix.....:** SOLID

PARAMETER	RESULT	REPORTING LIMIT	UNITS	METHOD	PREPARATION-ANALYSIS DATE	WORK ORDER #
Copper	**15.2**	**3.9**	**mg/kg**	**SW846 6010B**	**08/26-08/28/08**	**KT8HN1AP**
		Dilution Factor: 1		Analysis Time..: 15:26	Analyst ID.....: 022952	
		Instrument ID..: TRACEICP		MS Run #.....: 8239134	MDL.....: 0.22	
Iron	**21800**	**15.5**	**mg/kg**	**SW846 6010B**	**08/26-08/28/08**	**KT8HN1AQ**
		Dilution Factor: 1		Analysis Time..: 15:26	Analyst ID.....: 022952	
		Instrument ID..: TRACEICP		MS Run #.....: 8239134	MDL.....: 4.7	
Potassium	**1310**	**776**	**mg/kg**	**SW846 6010B**	**08/26-08/28/08**	**KT8HN1AR**
		Dilution Factor: 1		Analysis Time..: 15:26	Analyst ID.....: 022952	
		Instrument ID..: TRACEICP		MS Run #.....: 8239134	MDL.....: 77.6	
Magnesium	**2420**	**776**	**mg/kg**	**SW846 6010B**	**08/26-08/28/08**	**KT8HN1AT**
		Dilution Factor: 1		Analysis Time..: 15:26	Analyst ID.....: 022952	
		Instrument ID..: TRACEICP		MS Run #.....: 8239134	MDL.....: 2.0	
Manganese	**394**	**2.3**	**mg/kg**	**SW846 6010B**	**08/26-08/28/08**	**KT8HN1AU**
		Dilution Factor: 1		Analysis Time..: 15:26	Analyst ID.....: 022952	
		Instrument ID..: TRACEICP		MS Run #.....: 8239134	MDL.....: 0.042	
Sodium	ND	776	mg/kg	SW846 6010B	08/26-08/28/08	KT8HN1AV
		Dilution Factor: 1		Analysis Time..: 15:26	Analyst ID.....: 022952	
		Instrument ID..: TRACEICP		MS Run #.....: 8239134	MDL.....: 21.6	
Nickel	**29.9**	**6.2**	**mg/kg**	**SW846 6010B**	**08/26-08/28/08**	**KT8HN1AW**
		Dilution Factor: 1		Analysis Time..: 15:26	Analyst ID.....: 022952	
		Instrument ID..: TRACEICP		MS Run #.....: 8239134	MDL.....: 0.16	
Lead	**16.7**	**0.47**	**mg/kg**	**SW846 6010B**	**08/26-08/28/08**	**KT8HN1AX**
		Dilution Factor: 1		Analysis Time..: 15:26	Analyst ID.....: 022952	
		Instrument ID..: TRACEICP		MS Run #.....: 8239134	MDL.....: 0.24	
Selenium	ND	0.78	mg/kg	SW846 6010B	08/26-08/28/08	KT8HN1A0
		Dilution Factor: 1		Analysis Time..: 15:26	Analyst ID.....: 022952	
		Instrument ID..: TRACEICP		MS Run #.....: 8239134	MDL.....: 0.45	
Thallium	**0.58 B**	**1.6**	**mg/kg**	**SW846 6010B**	**08/26-08/28/08**	**KT8HN1A1**
		Dilution Factor: 1		Analysis Time..: 15:26	Analyst ID.....: 022952	
		Instrument ID..: TRACEICP		MS Run #.....: 8239134	MDL.....: 0.50	

(Continued on next page)

Tetra Tech NUS, Inc

Client Sample ID: TP-18-0607

TOTAL Metals

Lot-Sample #...: C8H150236-017 Matrix.....: SOLID

PARAMETER	RESULT	REPORTING LIMIT	UNITS	METHOD	PREPARATION-ANALYSIS DATE	WORK ORDER #
Antimony	ND	1.6	mg/kg	SW846 6010B	08/26-08/28/08	KT8HN1A2
		Dilution Factor: 1		Analysis Time..: 15:26	Analyst ID.....: 022952	
		Instrument ID..: TRACEICP		MS Run #.....: 8239134	MDL.....: 0.14	
Vanadium	**31.6**	**7.8**	**mg/kg**	**SW846 6010B**	**08/26-08/28/08**	**KT8HN1A3**
		Dilution Factor: 1		Analysis Time..: 15:26	Analyst ID.....: 022952	
		Instrument ID..: TRACEICP		MS Run #.....: 8239134	MDL.....: 0.40	
Zinc	**117 J**	**3.1**	**mg/kg**	**SW846 6010B**	**08/26-08/28/08**	**KT8HN1A4**
		Dilution Factor: 1		Analysis Time..: 15:26	Analyst ID.....: 022952	
		Instrument ID..: TRACEICP		MS Run #.....: 8239134	MDL.....: 0.54	
Prep Batch #...: 8239260						
Mercury	**0.049 B**	**0.051**	**mg/kg**	**SW846 7471A**	**08/26/08**	**KT8HN1A5**
		Dilution Factor: 1		Analysis Time..: 15:19	Analyst ID.....: 401509	
		Instrument ID..: HGHYDRA		MS Run #.....: 8239169	MDL.....: 0.011	

NOTE(S):

Results and reporting limits have been adjusted for dry weight.

B Estimated result. Result is less than RL.

J Method blank contamination. The associated method blank contains the target analyte at a reportable level.

Tetra Tech NUS, Inc

Client Sample ID: TP-19-0506

TOTAL Metals

Lot-Sample #...: C8H150236-010
Date Sampled...: 08/13/08 Date Received..: 08/15/08
% Moisture.....: 8.1 Matrix.....: SOLID

PARAMETER	RESULT	REPORTING LIMIT	UNITS	METHOD	PREPARATION-ANALYSIS DATE	WORK ORDER #
Prep Batch #...: 8239203						
Silver	ND	0.54	mg/kg	SW846 6010B	08/26-08/28/08	KT8G01AK
		Dilution Factor: 1		Analysis Time..: 14:29	Analyst ID.....: 022952	
		Instrument ID..: TRACEICP		MS Run #.....: 8239134	MDL.....: 0.040	
Aluminum	**2270**	**21.8**	**mg/kg**	**SW846 6010B**	**08/26-08/28/08**	**KT8G01AL**
		Dilution Factor: 1		Analysis Time..: 14:29	Analyst ID.....: 022952	
		Instrument ID..: TRACEICP		MS Run #.....: 8239134	MDL.....: 1.5	
Arsenic	**1.6**	**1.1**	**mg/kg**	**SW846 6010B**	**08/26-08/28/08**	**KT8G01AM**
		Dilution Factor: 1		Analysis Time..: 14:29	Analyst ID.....: 022952	
		Instrument ID..: TRACEICP		MS Run #.....: 8239134	MDL.....: 0.25	
Barium	**7.3 B**	**21.8**	**mg/kg**	**SW846 6010B**	**08/26-08/28/08**	**KT8G01AN**
		Dilution Factor: 1		Analysis Time..: 14:29	Analyst ID.....: 022952	
		Instrument ID..: TRACEICP		MS Run #.....: 8239134	MDL.....: 0.040	
Beryllium	**0.11 B**	**0.44**	**mg/kg**	**SW846 6010B**	**08/26-08/28/08**	**KT8G01AP**
		Dilution Factor: 1		Analysis Time..: 14:29	Analyst ID.....: 022952	
		Instrument ID..: TRACEICP		MS Run #.....: 8239134	MDL.....: 0.034	
Calcium	**68.0 B**	**544**	**mg/kg**	**SW846 6010B**	**08/26-08/28/08**	**KT8G01AQ**
		Dilution Factor: 1		Analysis Time..: 14:29	Analyst ID.....: 022952	
		Instrument ID..: TRACEICP		MS Run #.....: 8239134	MDL.....: 27.4	
Cadmium	ND	0.54	mg/kg	SW846 6010B	08/26-08/28/08	KT8G01AR
		Dilution Factor: 1		Analysis Time..: 14:29	Analyst ID.....: 022952	
		Instrument ID..: TRACEICP		MS Run #.....: 8239134	MDL.....: 0.051	
Cobalt	**0.76 B**	**5.4**	**mg/kg**	**SW846 6010B**	**08/26-08/28/08**	**KT8G01AT**
		Dilution Factor: 1		Analysis Time..: 14:29	Analyst ID.....: 022952	
		Instrument ID..: TRACEICP		MS Run #.....: 8239134	MDL.....: 0.047	
Chromium	**6.1**	**0.54**	**mg/kg**	**SW846 6010B**	**08/26-08/28/08**	**KT8G01AU**
		Dilution Factor: 1		Analysis Time..: 14:29	Analyst ID.....: 022952	
		Instrument ID..: TRACEICP		MS Run #.....: 8239134	MDL.....: 0.089	

(Continued on next page)

Tetra Tech NUS, Inc

Client Sample ID: TP-19-0506

TOTAL Metals

Lot-Sample #...: C8H150236-010 Matrix.....: SOLID

PARAMETER	RESULT	REPORTING LIMIT	UNITS	METHOD	PREPARATION-ANALYSIS DATE	WORK ORDER #
Copper	3.0	2.7	mg/kg	SW846 6010B	08/26-08/28/08	KT8G01AV
		Dilution Factor: 1		Analysis Time..: 14:29	Analyst ID.....: 022952	
		Instrument ID..: TRACEICP		MS Run #.....: 8239134	MDL.....: 0.15	
Iron	3910	10.9	mg/kg	SW846 6010B	08/26-08/28/08	KT8G01AW
		Dilution Factor: 1		Analysis Time..: 14:29	Analyst ID.....: 022952	
		Instrument ID..: TRACEICP		MS Run #.....: 8239134	MDL.....: 3.3	
Potassium	271 B	544	mg/kg	SW846 6010B	08/26-08/28/08	KT8G01AX
		Dilution Factor: 1		Analysis Time..: 14:29	Analyst ID.....: 022952	
		Instrument ID..: TRACEICP		MS Run #.....: 8239134	MDL.....: 54.4	
Magnesium	171 B	544	mg/kg	SW846 6010B	08/26-08/28/08	KT8G01A0
		Dilution Factor: 1		Analysis Time..: 14:29	Analyst ID.....: 022952	
		Instrument ID..: TRACEICP		MS Run #.....: 8239134	MDL.....: 1.4	
Manganese	9.0	1.6	mg/kg	SW846 6010B	08/26-08/28/08	KT8G01A1
		Dilution Factor: 1		Analysis Time..: 14:29	Analyst ID.....: 022952	
		Instrument ID..: TRACEICP		MS Run #.....: 8239134	MDL.....: 0.029	
Sodium	ND	544	mg/kg	SW846 6010B	08/26-08/28/08	KT8G01A2
		Dilution Factor: 1		Analysis Time..: 14:29	Analyst ID.....: 022952	
		Instrument ID..: TRACEICP		MS Run #.....: 8239134	MDL.....: 15.2	
Nickel	1.1 B	4.4	mg/kg	SW846 6010B	08/26-08/28/08	KT8G01A3
		Dilution Factor: 1		Analysis Time..: 14:29	Analyst ID.....: 022952	
		Instrument ID..: TRACEICP		MS Run #.....: 8239134	MDL.....: 0.11	
Lead	2.9	0.33	mg/kg	SW846 6010B	08/26-08/28/08	KT8G01A4
		Dilution Factor: 1		Analysis Time..: 14:29	Analyst ID.....: 022952	
		Instrument ID..: TRACEICP		MS Run #.....: 8239134	MDL.....: 0.17	
Selenium	ND	0.54	mg/kg	SW846 6010B	08/26-08/28/08	KT8G01A5
		Dilution Factor: 1		Analysis Time..: 14:29	Analyst ID.....: 022952	
		Instrument ID..: TRACEICP		MS Run #.....: 8239134	MDL.....: 0.31	
Thallium	ND	1.1	mg/kg	SW846 6010B	08/26-08/28/08	KT8G01AA
		Dilution Factor: 1		Analysis Time..: 14:29	Analyst ID.....: 022952	
		Instrument ID..: TRACEICP		MS Run #.....: 8239134	MDL.....: 0.35	

(Continued on next page)

Tetra Tech NUS, Inc

Client Sample ID: TP-19-0506

TOTAL Metals

Lot-Sample #...: C8H150236-010 Matrix.....: SOLID

PARAMETER	RESULT	REPORTING LIMIT	UNITS	METHOD	PREPARATION-ANALYSIS DATE	WORK ORDER #
Antimony	0.13 B	1.1	mg/kg	SW846 6010B	08/26-08/28/08	KT8G01AC
		Dilution Factor: 1		Analysis Time..: 14:29	Analyst ID.....: 022952	
		Instrument ID..: TRACEICP		MS Run #.....: 8239134	MDL.....: 0.10	
Vanadium	15.7	5.4	mg/kg	SW846 6010B	08/26-08/28/08	KT8G01AD
		Dilution Factor: 1		Analysis Time..: 14:29	Analyst ID.....: 022952	
		Instrument ID..: TRACEICP		MS Run #.....: 8239134	MDL.....: 0.28	
Zinc	5.9 J	2.2	mg/kg	SW846 6010B	08/26-08/28/08	KT8G01AE
		Dilution Factor: 1		Analysis Time..: 14:29	Analyst ID.....: 022952	
		Instrument ID..: TRACEICP		MS Run #.....: 8239134	MDL.....: 0.38	
Prep Batch #...: 8239260						
Mercury	0.0087 B	0.036	mg/kg	SW846 7471A	08/26/08	KT8G01AF
		Dilution Factor: 1		Analysis Time..: 15:04	Analyst ID.....: 401509	
		Instrument ID..: HGHYDRA		MS Run #.....: 8239169	MDL.....: 0.0077	

NOTE(S):

Results and reporting limits have been adjusted for dry weight.

B Estimated result. Result is less than RL.

J Method blank contamination. The associated method blank contains the target analyte at a reportable level.

Tetra Tech NUS, Inc

Client Sample ID: TP-2-0708

TOTAL Metals

Lot-Sample #...: C8H150236-016 **Matrix.....:** SOLID
Date Sampled...: 08/14/08 **Date Received..:** 08/15/08
% Moisture.....: 45

PARAMETER	RESULT	REPORTING LIMIT	UNITS	METHOD	PREPARATION-ANALYSIS DATE	WORK ORDER #
Prep Batch #...: 8239203						
Silver	**0.42 B**	**0.92**	**mg/kg**	**SW846 6010B**	**08/26-08/28/08**	**KT8HJ1AK**
		Dilution Factor: 1		Analysis Time..: 15:21	Analyst ID.....: 022952	
		Instrument ID..: TRACEICP		MS Run #.....: 8239134	MDL.....: 0.068	
Aluminum	**17700**	**36.7**	**mg/kg**	**SW846 6010B**	**08/26-08/28/08**	**KT8HJ1AL**
		Dilution Factor: 1		Analysis Time..: 15:21	Analyst ID.....: 022952	
		Instrument ID..: TRACEICP		MS Run #.....: 8239134	MDL.....: 2.6	
Arsenic	**9.8**	**1.8**	**mg/kg**	**SW846 6010B**	**08/26-08/28/08**	**KT8HJ1AM**
		Dilution Factor: 1		Analysis Time..: 15:21	Analyst ID.....: 022952	
		Instrument ID..: TRACEICP		MS Run #.....: 8239134	MDL.....: 0.42	
Barium	**41.5**	**36.7**	**mg/kg**	**SW846 6010B**	**08/26-08/28/08**	**KT8HJ1AN**
		Dilution Factor: 1		Analysis Time..: 15:21	Analyst ID.....: 022952	
		Instrument ID..: TRACEICP		MS Run #.....: 8239134	MDL.....: 0.067	
Beryllium	**1.7**	**0.73**	**mg/kg**	**SW846 6010B**	**08/26-08/28/08**	**KT8HJ1AP**
		Dilution Factor: 1		Analysis Time..: 15:21	Analyst ID.....: 022952	
		Instrument ID..: TRACEICP		MS Run #.....: 8239134	MDL.....: 0.057	
Calcium	**1260**	**917**	**mg/kg**	**SW846 6010B**	**08/26-08/28/08**	**KT8HJ1AQ**
		Dilution Factor: 1		Analysis Time..: 15:21	Analyst ID.....: 022952	
		Instrument ID..: TRACEICP		MS Run #.....: 8239134	MDL.....: 46.1	
Cadmium	**0.086 B**	**0.92**	**mg/kg**	**SW846 6010B**	**08/26-08/28/08**	**KT8HJ1AR**
		Dilution Factor: 1		Analysis Time..: 15:21	Analyst ID.....: 022952	
		Instrument ID..: TRACEICP		MS Run #.....: 8239134	MDL.....: 0.086	
Cobalt	**16.4**	**9.2**	**mg/kg**	**SW846 6010B**	**08/26-08/28/08**	**KT8HJ1AT**
		Dilution Factor: 1		Analysis Time..: 15:21	Analyst ID.....: 022952	
		Instrument ID..: TRACEICP		MS Run #.....: 8239134	MDL.....: 0.079	
Chromium	**32.3**	**0.92**	**mg/kg**	**SW846 6010B**	**08/26-08/28/08**	**KT8HJ1AU**
		Dilution Factor: 1		Analysis Time..: 15:21	Analyst ID.....: 022952	
		Instrument ID..: TRACEICP		MS Run #.....: 8239134	MDL.....: 0.15	

(Continued on next page)

Tetra Tech NUS, Inc

Client Sample ID: TP-2-0708

TOTAL Metals

Lot-Sample #...: C8H150236-016 Matrix.....: SOLID

PARAMETER	RESULT	REPORTING LIMIT	UNITS	METHOD	PREPARATION-ANALYSIS DATE	WORK ORDER #
Copper	19.1	4.6	mg/kg	SW846 6010B	08/26-08/28/08	KT8HJ1AV
		Dilution Factor: 1		Analysis Time..: 15:21	Analyst ID.....: 022952	
		Instrument ID..: TRACEICP		MS Run #.....: 8239134	MDL.....: 0.26	
Iron	39500	18.3	mg/kg	SW846 6010B	08/26-08/28/08	KT8HJ1AW
		Dilution Factor: 1		Analysis Time..: 15:21	Analyst ID.....: 022952	
		Instrument ID..: TRACEICP		MS Run #.....: 8239134	MDL.....: 5.5	
Potassium	2310	917	mg/kg	SW846 6010B	08/26-08/28/08	KT8HJ1AX
		Dilution Factor: 1		Analysis Time..: 15:21	Analyst ID.....: 022952	
		Instrument ID..: TRACEICP		MS Run #.....: 8239134	MDL.....: 91.7	
Magnesium	5670	917	mg/kg	SW846 6010B	08/26-08/28/08	KT8HJ1A0
		Dilution Factor: 1		Analysis Time..: 15:21	Analyst ID.....: 022952	
		Instrument ID..: TRACEICP		MS Run #.....: 8239134	MDL.....: 2.4	
Manganese	1160	2.8	mg/kg	SW846 6010B	08/26-08/28/08	KT8HJ1A1
		Dilution Factor: 1		Analysis Time..: 15:21	Analyst ID.....: 022952	
		Instrument ID..: TRACEICP		MS Run #.....: 8239134	MDL.....: 0.049	
Sodium	1220	917	mg/kg	SW846 6010B	08/26-08/28/08	KT8HJ1A2
		Dilution Factor: 1		Analysis Time..: 15:21	Analyst ID.....: 022952	
		Instrument ID..: TRACEICP		MS Run #.....: 8239134	MDL.....: 25.6	
Nickel	28.5	7.3	mg/kg	SW846 6010B	08/26-08/28/08	KT8HJ1A3
		Dilution Factor: 1		Analysis Time..: 15:21	Analyst ID.....: 022952	
		Instrument ID..: TRACEICP		MS Run #.....: 8239134	MDL.....: 0.19	
Lead	23.3	0.55	mg/kg	SW846 6010B	08/26-08/28/08	KT8HJ1A4
		Dilution Factor: 1		Analysis Time..: 15:21	Analyst ID.....: 022952	
		Instrument ID..: TRACEICP		MS Run #.....: 8239134	MDL.....: 0.29	
Selenium	ND	0.92	mg/kg	SW846 6010B	08/26-08/28/08	KT8HJ1A5
		Dilution Factor: 1		Analysis Time..: 15:21	Analyst ID.....: 022952	
		Instrument ID..: TRACEICP		MS Run #.....: 8239134	MDL.....: 0.53	
Thallium	1.5 B	1.8	mg/kg	SW846 6010B	08/26-08/28/08	KT8HJ1AA
		Dilution Factor: 1		Analysis Time..: 15:21	Analyst ID.....: 022952	
		Instrument ID..: TRACEICP		MS Run #.....: 8239134	MDL.....: 0.59	

(Continued on next page)

Tetra Tech NUS, Inc

Client Sample ID: TP-2-0708

TOTAL Metals

Lot-Sample #...: C8H150236-016 **Matrix.....:** SOLID

PARAMETER	RESULT	REPORTING LIMIT	UNITS	METHOD	PREPARATION-ANALYSIS DATE	WORK ORDER #
Antimony	ND	1.8	mg/kg	SW846 6010B	08/26-08/28/08	KT8HJ1AC
		Dilution Factor: 1		Analysis Time..: 15:21	Analyst ID.....: 022952	
		Instrument ID..: TRACEICP		MS Run #.....: 8239134	MDL.....: 0.17	
Vanadium	**42.5**	**9.2**	**mg/kg**	**SW846 6010B**	**08/26-08/28/08**	**KT8HJ1AD**
		Dilution Factor: 1		Analysis Time..: 15:21	Analyst ID.....: 022952	
		Instrument ID..: TRACEICP		MS Run #.....: 8239134	MDL.....: 0.47	
Zinc	**98.2 J**	**3.7**	**mg/kg**	**SW846 6010B**	**08/26-08/28/08**	**KT8HJ1AE**
		Dilution Factor: 1		Analysis Time..: 15:21	Analyst ID.....: 022952	
		Instrument ID..: TRACEICP		MS Run #.....: 8239134	MDL.....: 0.64	
Prep Batch #...: 8239260						
Mercury	**0.070**	**0.061**	**mg/kg**	**SW846 7471A**	**08/26/08**	**KT8HJ1AF**
		Dilution Factor: 1		Analysis Time..: 15:14	Analyst ID.....: 401509	
		Instrument ID..: HGHYDRA		MS Run #.....: 8239169	MDL.....: 0.013	

NOTE(S):

Results and reporting limits have been adjusted for dry weight.

B Estimated result. Result is less than RL.

J Method blank contamination. The associated method blank contains the target analyte at a reportable level.

Tetra Tech NUS, Inc

Client Sample ID: TP-20-0506

TOTAL Metals

Lot-Sample #...: C8H150236-008 Matrix.....: SOLID
Date Sampled...: 08/13/08 Date Received..: 08/15/08
% Moisture.....: 7.4

PARAMETER	RESULT	REPORTING LIMIT	UNITS	METHOD	PREPARATION-ANALYSIS DATE	WORK ORDER #
Prep Batch #...: 8239203						
Silver	0.081 B	0.54	mg/kg	SW846 6010B	08/26-08/28/08	KT8FK1AE
		Dilution Factor: 1		Analysis Time..: 14:18	Analyst ID.....: 022952	
		Instrument ID..: TRACEICP		MS Run #.....: 8239134	MDL.....: 0.040	
Aluminum	2080	21.6	mg/kg	SW846 6010B	08/26-08/28/08	KT8FK1AF
		Dilution Factor: 1		Analysis Time..: 14:18	Analyst ID.....: 022952	
		Instrument ID..: TRACEICP		MS Run #.....: 8239134	MDL.....: 1.5	
Arsenic	3.0	1.1	mg/kg	SW846 6010B	08/26-08/28/08	KT8FK1AG
		Dilution Factor: 1		Analysis Time..: 14:18	Analyst ID.....: 022952	
		Instrument ID..: TRACEICP		MS Run #.....: 8239134	MDL.....: 0.25	
Barium	8.5 B	21.6	mg/kg	SW846 6010B	08/26-08/28/08	KT8FK1AH
		Dilution Factor: 1		Analysis Time..: 14:18	Analyst ID.....: 022952	
		Instrument ID..: TRACEICP		MS Run #.....: 8239134	MDL.....: 0.039	
Beryllium	0.15 B	0.43	mg/kg	SW846 6010B	08/26-08/28/08	KT8FK1AJ
		Dilution Factor: 1		Analysis Time..: 14:18	Analyst ID.....: 022952	
		Instrument ID..: TRACEICP		MS Run #.....: 8239134	MDL.....: 0.033	
Calcium	58.1 B	540	mg/kg	SW846 6010B	08/26-08/28/08	KT8FK1AK
		Dilution Factor: 1		Analysis Time..: 14:18	Analyst ID.....: 022952	
		Instrument ID..: TRACEICP		MS Run #.....: 8239134	MDL.....: 27.1	
Cadmium	ND	0.54	mg/kg	SW846 6010B	08/26-08/28/08	KT8FK1AL
		Dilution Factor: 1		Analysis Time..: 14:18	Analyst ID.....: 022952	
		Instrument ID..: TRACEICP		MS Run #.....: 8239134	MDL.....: 0.051	
Cobalt	0.90 B	5.4	mg/kg	SW846 6010B	08/26-08/28/08	KT8FK1AM
		Dilution Factor: 1		Analysis Time..: 14:18	Analyst ID.....: 022952	
		Instrument ID..: TRACEICP		MS Run #.....: 8239134	MDL.....: 0.046	
Chromium	6.7	0.54	mg/kg	SW846 6010B	08/26-08/28/08	KT8FK1AN
		Dilution Factor: 1		Analysis Time..: 14:18	Analyst ID.....: 022952	
		Instrument ID..: TRACEICP		MS Run #.....: 8239134	MDL.....: 0.088	

(Continued on next page)

Tetra Tech NUS, Inc

Client Sample ID: TP-20-0506

TOTAL Metals

Lot-Sample #...: C8H150236-008 Matrix.....: SOLID

PARAMETER	RESULT	REPORTING LIMIT	UNITS	METHOD	PREPARATION-ANALYSIS DATE	WORK ORDER #
Copper	4.7	2.7	mg/kg	SW846 6010B	08/26-08/28/08	KT8FK1AP
		Dilution Factor: 1		Analysis Time..: 14:18	Analyst ID.....: 022952	
		Instrument ID..: TRACEICP		MS Run #.....: 8239134	MDL.....: 0.15	
Iron	7690	10.8	mg/kg	SW846 6010B	08/26-08/28/08	KT8FK1AQ
		Dilution Factor: 1		Analysis Time..: 14:18	Analyst ID.....: 022952	
		Instrument ID..: TRACEICP		MS Run #.....: 8239134	MDL.....: 3.2	
Potassium	240 B	540	mg/kg	SW846 6010B	08/26-08/28/08	KT8FK1AR
		Dilution Factor: 1		Analysis Time..: 14:18	Analyst ID.....: 022952	
		Instrument ID..: TRACEICP		MS Run #.....: 8239134	MDL.....: 54.0	
Magnesium	316 B	540	mg/kg	SW846 6010B	08/26-08/28/08	KT8FK1AT
		Dilution Factor: 1		Analysis Time..: 14:18	Analyst ID.....: 022952	
		Instrument ID..: TRACEICP		MS Run #.....: 8239134	MDL.....: 1.4	
Manganese	17.0	1.6	mg/kg	SW846 6010B	08/26-08/28/08	KT8FK1AU
		Dilution Factor: 1		Analysis Time..: 14:18	Analyst ID.....: 022952	
		Instrument ID..: TRACEICP		MS Run #.....: 8239134	MDL.....: 0.029	
Sodium	ND	540	mg/kg	SW846 6010B	08/26-08/28/08	KT8FK1AV
		Dilution Factor: 1		Analysis Time..: 14:18	Analyst ID.....: 022952	
		Instrument ID..: TRACEICP		MS Run #.....: 8239134	MDL.....: 15.1	
Nickel	1.9 B	4.3	mg/kg	SW846 6010B	08/26-08/28/08	KT8FK1AW
		Dilution Factor: 1		Analysis Time..: 14:18	Analyst ID.....: 022952	
		Instrument ID..: TRACEICP		MS Run #.....: 8239134	MDL.....: 0.11	
Lead	3.8	0.32	mg/kg	SW846 6010B	08/26-08/28/08	KT8FK1AX
		Dilution Factor: 1		Analysis Time..: 14:18	Analyst ID.....: 022952	
		Instrument ID..: TRACEICP		MS Run #.....: 8239134	MDL.....: 0.17	
Selenium	ND	0.54	mg/kg	SW846 6010B	08/26-08/28/08	KT8FK1A0
		Dilution Factor: 1		Analysis Time..: 14:18	Analyst ID.....: 022952	
		Instrument ID..: TRACEICP		MS Run #.....: 8239134	MDL.....: 0.31	
Thallium	ND	1.1	mg/kg	SW846 6010B	08/26-08/28/08	KT8FK1A1
		Dilution Factor: 1		Analysis Time..: 14:18	Analyst ID.....: 022952	
		Instrument ID..: TRACEICP		MS Run #.....: 8239134	MDL.....: 0.35	

(Continued on next page)

Tetra Tech NUS, Inc

Client Sample ID: TP-20-0506

TOTAL Metals

Lot-Sample #...: C8H150236-008 **Matrix.....:** SOLID

PARAMETER	RESULT	REPORTING LIMIT	UNITS	METHOD	PREPARATION-ANALYSIS DATE	WORK ORDER #
Antimony	ND	1.1	mg/kg	SW846 6010B	08/26-08/28/08	KT8FK1A2
		Dilution Factor: 1		Analysis Time..: 14:18	Analyst ID.....: 022952	
		Instrument ID..: TRACEICP		MS Run #.....: 8239134	MDL.....: 0.099	
Vanadium	**11.1**	**5.4**	**mg/kg**	**SW846 6010B**	**08/26-08/28/08**	**KT8FK1A3**
		Dilution Factor: 1		Analysis Time..: 14:18	Analyst ID.....: 022952	
		Instrument ID..: TRACEICP		MS Run #.....: 8239134	MDL.....: 0.28	
Zinc	**9.3 J**	**2.2**	**mg/kg**	**SW846 6010B**	**08/26-08/28/08**	**KT8FK1A4**
		Dilution Factor: 1		Analysis Time..: 14:18	Analyst ID.....: 022952	
		Instrument ID..: TRACEICP		MS Run #.....: 8239134	MDL.....: 0.37	
Prep Batch #...: 8239260						
Mercury	ND	0.036	mg/kg	SW846 7471A	08/26/08	KT8FK1A5
		Dilution Factor: 1		Analysis Time..: 15:00	Analyst ID.....: 401509	
		Instrument ID..: HGHYDRA		MS Run #.....: 8239169	MDL.....: 0.0077	

NOTE(S):

Results and reporting limits have been adjusted for dry weight.

B Estimated result. Result is less than RL.

J Method blank contamination. The associated method blank contains the target analyte at a reportable level.

Tetra Tech NUS, Inc

Client Sample ID: TP-3-0506

TOTAL Metals

Lot-Sample #...: C8H150236-012 Matrix.....: SOLID
Date Sampled...: 08/13/08 Date Received..: 08/15/08
% Moisture.....: 14

PARAMETER	RESULT	REPORTING LIMIT	UNITS	METHOD	PREPARATION-ANALYSIS DATE	WORK ORDER #
Prep Batch #...: 8239203						
Silver	0.061 B	0.58	mg/kg	SW846 6010B	08/26-08/28/08	KT8G31AL
		Dilution Factor: 1		Analysis Time..: 14:40	Analyst ID.....: 022952	
		Instrument ID..: TRACEICP		MS Run #.....: 8239134	MDL.....: 0.043	
Aluminum	9150	23.4	mg/kg	SW846 6010B	08/26-08/28/08	KT8G31AM
		Dilution Factor: 1		Analysis Time..: 14:40	Analyst ID.....: 022952	
		Instrument ID..: TRACEICP		MS Run #.....: 8239134	MDL.....: 1.7	
Arsenic	4.1	1.2	mg/kg	SW846 6010B	08/26-08/28/08	KT8G31AN
		Dilution Factor: 1		Analysis Time..: 14:40	Analyst ID.....: 022952	
		Instrument ID..: TRACEICP		MS Run #.....: 8239134	MDL.....: 0.27	
Barium	38.0	23.4	mg/kg	SW846 6010B	08/26-08/28/08	KT8G31AP
		Dilution Factor: 1		Analysis Time..: 14:40	Analyst ID.....: 022952	
		Instrument ID..: TRACEICP		MS Run #.....: 8239134	MDL.....: 0.043	
Beryllium	0.59	0.47	mg/kg	SW846 6010B	08/26-08/28/08	KT8G31AQ
		Dilution Factor: 1		Analysis Time..: 14:40	Analyst ID.....: 022952	
		Instrument ID..: TRACEICP		MS Run #.....: 8239134	MDL.....: 0.036	
Calcium	93.8 B	584	mg/kg	SW846 6010B	08/26-08/28/08	KT8G31AR
		Dilution Factor: 1		Analysis Time..: 14:40	Analyst ID.....: 022952	
		Instrument ID..: TRACEICP		MS Run #.....: 8239134	MDL.....: 29.4	
Cadmium	ND	0.58	mg/kg	SW846 6010B	08/26-08/28/08	KT8G31AT
		Dilution Factor: 1		Analysis Time..: 14:40	Analyst ID.....: 022952	
		Instrument ID..: TRACEICP		MS Run #.....: 8239134	MDL.....: 0.055	
Cobalt	4.7 B	5.8	mg/kg	SW846 6010B	08/26-08/28/08	KT8G31AU
		Dilution Factor: 1		Analysis Time..: 14:40	Analyst ID.....: 022952	
		Instrument ID..: TRACEICP		MS Run #.....: 8239134	MDL.....: 0.050	
Chromium	13.6	0.58	mg/kg	SW846 6010B	08/26-08/28/08	KT8G31AV
		Dilution Factor: 1		Analysis Time..: 14:40	Analyst ID.....: 022952	
		Instrument ID..: TRACEICP		MS Run #.....: 8239134	MDL.....: 0.096	

(Continued on next page)

Tetra Tech NUS, Inc

Client Sample ID: TP-3-0506

TOTAL Metals

Lot-Sample #...: C8H150236-012 Matrix.....: SOLID

PARAMETER	RESULT	REPORTING LIMIT	UNITS	METHOD	PREPARATION-ANALYSIS DATE	WORK ORDER #
Copper	6.1	2.9	mg/kg	SW846 6010B	08/26-08/28/08	KT8G31AW
		Dilution Factor: 1		Analysis Time..: 14:40	Analyst ID.....: 022952	
		Instrument ID..: TRACEICP		MS Run #.....: 8239134	MDL.....: 0.16	
Iron	12100	11.7	mg/kg	SW846 6010B	08/26-08/28/08	KT8G31AX
		Dilution Factor: 1		Analysis Time..: 14:40	Analyst ID.....: 022952	
		Instrument ID..: TRACEICP		MS Run #.....: 8239134	MDL.....: 3.5	
Potassium	345 B	584	mg/kg	SW846 6010B	08/26-08/28/08	KT8G31A0
		Dilution Factor: 1		Analysis Time..: 14:40	Analyst ID.....: 022952	
		Instrument ID..: TRACEICP		MS Run #.....: 8239134	MDL.....: 58.4	
Magnesium	1010	584	mg/kg	SW846 6010B	08/26-08/28/08	KT8G31A1
		Dilution Factor: 1		Analysis Time..: 14:40	Analyst ID.....: 022952	
		Instrument ID..: TRACEICP		MS Run #.....: 8239134	MDL.....: 1.5	
Manganese	52.3	1.8	mg/kg	SW846 6010B	08/26-08/28/08	KT8G31A2
		Dilution Factor: 1		Analysis Time..: 14:40	Analyst ID.....: 022952	
		Instrument ID..: TRACEICP		MS Run #.....: 8239134	MDL.....: 0.031	
Sodium	ND	584	mg/kg	SW846 6010B	08/26-08/28/08	KT8G31A3
		Dilution Factor: 1		Analysis Time..: 14:40	Analyst ID.....: 022952	
		Instrument ID..: TRACEICP		MS Run #.....: 8239134	MDL.....: 16.3	
Nickel	7.7	4.7	mg/kg	SW846 6010B	08/26-08/28/08	KT8G31A4
		Dilution Factor: 1		Analysis Time..: 14:40	Analyst ID.....: 022952	
		Instrument ID..: TRACEICP		MS Run #.....: 8239134	MDL.....: 0.12	
Lead	6.1	0.35	mg/kg	SW846 6010B	08/26-08/28/08	KT8G31A5
		Dilution Factor: 1		Analysis Time..: 14:40	Analyst ID.....: 022952	
		Instrument ID..: TRACEICP		MS Run #.....: 8239134	MDL.....: 0.18	
Selenium	ND	0.58	mg/kg	SW846 6010B	08/26-08/28/08	KT8G31A6
		Dilution Factor: 1		Analysis Time..: 14:40	Analyst ID.....: 022952	
		Instrument ID..: TRACEICP		MS Run #.....: 8239134	MDL.....: 0.34	
Thallium	ND	1.2	mg/kg	SW846 6010B	08/26-08/28/08	KT8G31AA
		Dilution Factor: 1		Analysis Time..: 14:40	Analyst ID.....: 022952	
		Instrument ID..: TRACEICP		MS Run #.....: 8239134	MDL.....: 0.37	

(Continued on next page)

Tetra Tech NUS, Inc

Client Sample ID: TP-3-0506

TOTAL Metals

Lot-Sample #...: C8H150236-012 Matrix.....: SOLID

PARAMETER	RESULT	REPORTING LIMIT	UNITS	METHOD	PREPARATION-ANALYSIS DATE	WORK ORDER #
Antimony	ND	1.2	mg/kg	SW846 6010B	08/26-08/28/08	KT8G31AC
		Dilution Factor: 1		Analysis Time..: 14:40	Analyst ID.....: 022952	
		Instrument ID..: TRACEICP		MS Run #.....: 8239134	MDL.....: 0.11	
Vanadium	**26.5**	**5.8**	**mg/kg**	**SW846 6010B**	**08/26-08/28/08**	**KT8G31AD**
		Dilution Factor: 1		Analysis Time..: 14:40	Analyst ID.....: 022952	
		Instrument ID..: TRACEICP		MS Run #.....: 8239134	MDL.....: 0.30	
Zinc	**33.5 J**	**2.3**	**mg/kg**	**SW846 6010B**	**08/26-08/28/08**	**KT8G31AE**
		Dilution Factor: 1		Analysis Time..: 14:40	Analyst ID.....: 022952	
		Instrument ID..: TRACEICP		MS Run #.....: 8239134	MDL.....: 0.40	
Prep Batch #...: 8239260						
Mercury	**0.019 B**	**0.039**	**mg/kg**	**SW846 7471A**	**08/26/08**	**KT8G31AF**
		Dilution Factor: 1		Analysis Time..: 15:07	Analyst ID.....: 401509	
		Instrument ID..: HGHYDRA		MS Run #.....: 8239169	MDL.....: 0.0083	

NOTE(S):

Results and reporting limits have been adjusted for dry weight.

B Estimated result. Result is less than RL.

J Method blank contamination. The associated method blank contains the target analyte at a reportable level.

Tetra Tech NUS, Inc

Client Sample ID: TP-4-0506

TOTAL Metals

Lot-Sample #...: C8H150236-019 Matrix.....: SOLID
Date Sampled...: 08/14/08 Date Received..: 08/15/08
% Moisture.....: 47

PARAMETER	RESULT	REPORTING LIMIT	UNITS	METHOD	PREPARATION-ANALYSIS DATE	WORK ORDER #
Prep Batch #...: 8239203						
Silver	0.60 B	0.94	mg/kg	SW846 6010B	08/26-08/28/08	KT8JD1AK
		Dilution Factor: 1		Analysis Time..: 15:32	Analyst ID.....: 022952	
		Instrument ID..: TRACEICP		MS Run #.....: 8239134	MDL.....: 0.070	
Aluminum	16300	37.6	mg/kg	SW846 6010B	08/26-08/28/08	KT8JD1AL
		Dilution Factor: 1		Analysis Time..: 15:32	Analyst ID.....: 022952	
		Instrument ID..: TRACEICP		MS Run #.....: 8239134	MDL.....: 2.7	
Arsenic	8.5	1.9	mg/kg	SW846 6010B	08/26-08/28/08	KT8JD1AM
		Dilution Factor: 1		Analysis Time..: 15:32	Analyst ID.....: 022952	
		Instrument ID..: TRACEICP		MS Run #.....: 8239134	MDL.....: 0.43	
Barium	39.4	37.6	mg/kg	SW846 6010B	08/26-08/28/08	KT8JD1AN
		Dilution Factor: 1		Analysis Time..: 15:32	Analyst ID.....: 022952	
		Instrument ID..: TRACEICP		MS Run #.....: 8239134	MDL.....: 0.068	
Beryllium	1.6	0.75	mg/kg	SW846 6010B	08/26-08/28/08	KT8JD1AP
		Dilution Factor: 1		Analysis Time..: 15:32	Analyst ID.....: 022952	
		Instrument ID..: TRACEICP		MS Run #.....: 8239134	MDL.....: 0.058	
Calcium	1450	939	mg/kg	SW846 6010B	08/26-08/28/08	KT8JD1AQ
		Dilution Factor: 1		Analysis Time..: 15:32	Analyst ID.....: 022952	
		Instrument ID..: TRACEICP		MS Run #.....: 8239134	MDL.....: 47.2	
Cadmium	0.10 B	0.94	mg/kg	SW846 6010B	08/26-08/28/08	KT8JD1AR
		Dilution Factor: 1		Analysis Time..: 15:32	Analyst ID.....: 022952	
		Instrument ID..: TRACEICP		MS Run #.....: 8239134	MDL.....: 0.088	
Cobalt	15.7	9.4	mg/kg	SW846 6010B	08/26-08/28/08	KT8JD1AT
		Dilution Factor: 1		Analysis Time..: 15:32	Analyst ID.....: 022952	
		Instrument ID..: TRACEICP		MS Run #.....: 8239134	MDL.....: 0.081	
Chromium	30.8	0.94	mg/kg	SW846 6010B	08/26-08/28/08	KT8JD1AU
		Dilution Factor: 1		Analysis Time..: 15:32	Analyst ID.....: 022952	
		Instrument ID..: TRACEICP		MS Run #.....: 8239134	MDL.....: 0.15	

(Continued on next page)

Tetra Tech NUS, Inc

Client Sample ID: TP-4-0506

TOTAL Metals

Lot-Sample #...: C8H150236-019 Matrix.....: SOLID

PARAMETER	RESULT	REPORTING LIMIT	UNITS	METHOD	PREPARATION-ANALYSIS DATE	WORK ORDER #
Copper	15.6	4.7	mg/kg	SW846 6010B	08/26-08/28/08	KT8JD1AV
		Dilution Factor: 1		Analysis Time..: 15:32	Analyst ID.....: 022952	
		Instrument ID..: TRACEICP		MS Run #.....: 8239134	MDL.....: 0.26	
Iron	36600	18.8	mg/kg	SW846 6010B	08/26-08/28/08	KT8JD1AW
		Dilution Factor: 1		Analysis Time..: 15:32	Analyst ID.....: 022952	
		Instrument ID..: TRACEICP		MS Run #.....: 8239134	MDL.....: 5.6	
Potassium	2610	939	mg/kg	SW846 6010B	08/26-08/28/08	KT8JD1AX
		Dilution Factor: 1		Analysis Time..: 15:32	Analyst ID.....: 022952	
		Instrument ID..: TRACEICP		MS Run #.....: 8239134	MDL.....: 93.9	
Magnesium	5690	939	mg/kg	SW846 6010B	08/26-08/28/08	KT8JD1A0
		Dilution Factor: 1		Analysis Time..: 15:32	Analyst ID.....: 022952	
		Instrument ID..: TRACEICP		MS Run #.....: 8239134	MDL.....: 2.5	
Manganese	2070	2.8	mg/kg	SW846 6010B	08/26-08/28/08	KT8JD1A1
		Dilution Factor: 1		Analysis Time..: 15:32	Analyst ID.....: 022952	
		Instrument ID..: TRACEICP		MS Run #.....: 8239134	MDL.....: 0.050	
Sodium	896 B	939	mg/kg	SW846 6010B	08/26-08/28/08	KT8JD1A2
		Dilution Factor: 1		Analysis Time..: 15:32	Analyst ID.....: 022952	
		Instrument ID..: TRACEICP		MS Run #.....: 8239134	MDL.....: 26.2	
Nickel	25.3	7.5	mg/kg	SW846 6010B	08/26-08/28/08	KT8JD1A3
		Dilution Factor: 1		Analysis Time..: 15:32	Analyst ID.....: 022952	
		Instrument ID..: TRACEICP		MS Run #.....: 8239134	MDL.....: 0.20	
Lead	18.6	0.56	mg/kg	SW846 6010B	08/26-08/28/08	KT8JD1A4
		Dilution Factor: 1		Analysis Time..: 15:32	Analyst ID.....: 022952	
		Instrument ID..: TRACEICP		MS Run #.....: 8239134	MDL.....: 0.30	
Selenium	ND	0.94	mg/kg	SW846 6010B	08/26-08/28/08	KT8JD1A5
		Dilution Factor: 1		Analysis Time..: 15:32	Analyst ID.....: 022952	
		Instrument ID..: TRACEICP		MS Run #.....: 8239134	MDL.....: 0.54	
Thallium	1.5 B	1.9	mg/kg	SW846 6010B	08/26-08/28/08	KT8JD1AA
		Dilution Factor: 1		Analysis Time..: 15:32	Analyst ID.....: 022952	
		Instrument ID..: TRACEICP		MS Run #.....: 8239134	MDL.....: 0.60	

(Continued on next page)

Tetra Tech NUS, Inc

Client Sample ID: TP-4-0506

TOTAL Metals

Lot-Sample #...: C8H150236-019 **Matrix.....:** SOLID

PARAMETER	RESULT	REPORTING LIMIT	UNITS	METHOD	PREPARATION-ANALYSIS DATE	WORK ORDER #
Antimony	ND	1.9	mg/kg	SW846 6010B	08/26-08/28/08	KT8JD1AC
		Dilution Factor: 1		Analysis Time..: 15:32	Analyst ID.....: 022952	
		Instrument ID..: TRACEICP		MS Run #.....: 8239134	MDL.....: 0.17	
Vanadium	**40.1**	**9.4**	**mg/kg**	**SW846 6010B**	**08/26-08/28/08**	**KT8JD1AD**
		Dilution Factor: 1		Analysis Time..: 15:32	Analyst ID.....: 022952	
		Instrument ID..: TRACEICP		MS Run #.....: 8239134	MDL.....: 0.48	
Zinc	**87.0 J**	**3.8**	**mg/kg**	**SW846 6010B**	**08/26-08/28/08**	**KT8JD1AE**
		Dilution Factor: 1		Analysis Time..: 15:32	Analyst ID.....: 022952	
		Instrument ID..: TRACEICP		MS Run #.....: 8239134	MDL.....: 0.65	
Prep Batch #...: 8239260						
Mercury	**0.049 B**	**0.062**	**mg/kg**	**SW846 7471A**	**08/26/08**	**KT8JD1AF**
		Dilution Factor: 1		Analysis Time..: 15:22	Analyst ID.....: 401509	
		Instrument ID..: HGHYDRA		MS Run #.....: 8239169	MDL.....: 0.013	

NOTE(S):

Results and reporting limits have been adjusted for dry weight.

B Estimated result. Result is less than RL.

J Method blank contamination. The associated method blank contains the target analyte at a reportable level.

Tetra Tech NUS, Inc

Client Sample ID: TP-5-06

TOTAL Metals

Lot-Sample #...: C8H150236-002 Matrix.....: SOLID
Date Sampled...: 08/12/08 Date Received..: 08/15/08
% Moisture.....: 37

PARAMETER	RESULT	REPORTING LIMIT	UNITS	METHOD	PREPARATION-ANALYSIS DATE	WORK ORDER #
Prep Batch #...: 8239203						
Silver	ND	0.80	mg/kg	SW846 6010B	08/26-08/28/08	KT8ET1AD
		Dilution Factor: 1		Analysis Time..: 13:45	Analyst ID.....: 022952	
		Instrument ID..: TRACEICP		MS Run #.....: 8239134	MDL.....: 0.059	
Aluminum	**15100**	**31.9**	**mg/kg**	**SW846 6010B**	**08/26-08/28/08**	**KT8ET1AE**
		Dilution Factor: 1		Analysis Time..: 13:45	Analyst ID.....: 022952	
		Instrument ID..: TRACEICP		MS Run #.....: 8239134	MDL.....: 2.3	
Arsenic	**9.3**	**1.6**	**mg/kg**	**SW846 6010B**	**08/26-08/28/08**	**KT8ET1AF**
		Dilution Factor: 1		Analysis Time..: 13:45	Analyst ID.....: 022952	
		Instrument ID..: TRACEICP		MS Run #.....: 8239134	MDL.....: 0.36	
Barium	**32.2**	**31.9**	**mg/kg**	**SW846 6010B**	**08/26-08/28/08**	**KT8ET1AG**
		Dilution Factor: 1		Analysis Time..: 13:45	Analyst ID.....: 022952	
		Instrument ID..: TRACEICP		MS Run #.....: 8239134	MDL.....: 0.058	
Beryllium	**1.3**	**0.64**	**mg/kg**	**SW846 6010B**	**08/26-08/28/08**	**KT8ET1AH**
		Dilution Factor: 1		Analysis Time..: 13:45	Analyst ID.....: 022952	
		Instrument ID..: TRACEICP		MS Run #.....: 8239134	MDL.....: 0.049	
Calcium	**229 B**	**798**	**mg/kg**	**SW846 6010B**	**08/26-08/28/08**	**KT8ET1AJ**
		Dilution Factor: 1		Analysis Time..: 13:45	Analyst ID.....: 022952	
		Instrument ID..: TRACEICP		MS Run #.....: 8239134	MDL.....: 40.1	
Cadmium	**0.30 B**	**0.80**	**mg/kg**	**SW846 6010B**	**08/26-08/28/08**	**KT8ET1AK**
		Dilution Factor: 1		Analysis Time..: 13:45	Analyst ID.....: 022952	
		Instrument ID..: TRACEICP		MS Run #.....: 8239134	MDL.....: 0.075	
Cobalt	**21.6**	**8.0**	**mg/kg**	**SW846 6010B**	**08/26-08/28/08**	**KT8ET1AL**
		Dilution Factor: 1		Analysis Time..: 13:45	Analyst ID.....: 022952	
		Instrument ID..: TRACEICP		MS Run #.....: 8239134	MDL.....: 0.069	
Chromium	**32.0**	**0.80**	**mg/kg**	**SW846 6010B**	**08/26-08/28/08**	**KT8ET1AM**
		Dilution Factor: 1		Analysis Time..: 13:45	Analyst ID.....: 022952	
		Instrument ID..: TRACEICP		MS Run #.....: 8239134	MDL.....: 0.13	

(Continued on next page)

Tetra Tech NUS, Inc

Client Sample ID: TP-5-06

TOTAL Metals

Lot-Sample #...: C8H150236-002 Matrix.....: SOLID

PARAMETER	RESULT	REPORTING LIMIT	UNITS	METHOD	PREPARATION-ANALYSIS DATE	WORK ORDER #
Copper	20.0	4.0	mg/kg	SW846 6010B	08/26-08/28/08	KT8ET1AN
		Dilution Factor: 1		Analysis Time..: 13:45	Analyst ID.....: 022952	
		Instrument ID..: TRACEICP		MS Run #.....: 8239134	MDL.....: 0.22	
Iron	22000	16.0	mg/kg	SW846 6010B	08/26-08/28/08	KT8ET1AP
		Dilution Factor: 1		Analysis Time..: 13:45	Analyst ID.....: 022952	
		Instrument ID..: TRACEICP		MS Run #.....: 8239134	MDL.....: 4.8	
Potassium	1440	798	mg/kg	SW846 6010B	08/26-08/28/08	KT8ET1AQ
		Dilution Factor: 1		Analysis Time..: 13:45	Analyst ID.....: 022952	
		Instrument ID..: TRACEICP		MS Run #.....: 8239134	MDL.....: 79.8	
Magnesium	2590	798	mg/kg	SW846 6010B	08/26-08/28/08	KT8ET1AR
		Dilution Factor: 1		Analysis Time..: 13:45	Analyst ID.....: 022952	
		Instrument ID..: TRACEICP		MS Run #.....: 8239134	MDL.....: 2.1	
Manganese	299	2.4	mg/kg	SW846 6010B	08/26-08/28/08	KT8ET1AT
		Dilution Factor: 1		Analysis Time..: 13:45	Analyst ID.....: 022952	
		Instrument ID..: TRACEICP		MS Run #.....: 8239134	MDL.....: 0.043	
Sodium	ND	798	mg/kg	SW846 6010B	08/26-08/28/08	KT8ET1AU
		Dilution Factor: 1		Analysis Time..: 13:45	Analyst ID.....: 022952	
		Instrument ID..: TRACEICP		MS Run #.....: 8239134	MDL.....: 22.3	
Nickel	30.9	6.4	mg/kg	SW846 6010B	08/26-08/28/08	KT8ET1AV
		Dilution Factor: 1		Analysis Time..: 13:45	Analyst ID.....: 022952	
		Instrument ID..: TRACEICP		MS Run #.....: 8239134	MDL.....: 0.17	
Lead	18.2	0.48	mg/kg	SW846 6010B	08/26-08/28/08	KT8ET1AW
		Dilution Factor: 1		Analysis Time..: 13:45	Analyst ID.....: 022952	
		Instrument ID..: TRACEICP		MS Run #.....: 8239134	MDL.....: 0.25	
Selenium	0.47 B	0.80	mg/kg	SW846 6010B	08/26-08/28/08	KT8ET1AX
		Dilution Factor: 1		Analysis Time..: 13:45	Analyst ID.....: 022952	
		Instrument ID..: TRACEICP		MS Run #.....: 8239134	MDL.....: 0.46	
Thallium	1.3 B	1.6	mg/kg	SW846 6010B	08/26-08/28/08	KT8ET1A0
		Dilution Factor: 1		Analysis Time..: 13:45	Analyst ID.....: 022952	
		Instrument ID..: TRACEICP		MS Run #.....: 8239134	MDL.....: 0.51	

(Continued on next page)

Tetra Tech NUS, Inc

Client Sample ID: TP-5-06

TOTAL Metals

Lot-Sample #...: C8H150236-002 **Matrix.....:** SOLID

PARAMETER	RESULT	REPORTING LIMIT	UNITS	METHOD	PREPARATION-ANALYSIS DATE	WORK ORDER #
Antimony	ND	1.6	mg/kg	SW846 6010B	08/26-08/28/08	KT8ET1A1
		Dilution Factor: 1		Analysis Time..: 13:45	Analyst ID.....: 022952	
		Instrument ID..: TRACEICP		MS Run #.....: 8239134	MDL.....: 0.15	
Vanadium	**32.6**	**8.0**	**mg/kg**	**SW846 6010B**	**08/26-08/28/08**	**KT8ET1A2**
		Dilution Factor: 1		Analysis Time..: 13:45	Analyst ID.....: 022952	
		Instrument ID..: TRACEICP		MS Run #.....: 8239134	MDL.....: 0.41	
Zinc	**101 J**	**3.2**	**mg/kg**	**SW846 6010B**	**08/26-08/28/08**	**KT8ET1A3**
		Dilution Factor: 1		Analysis Time..: 13:45	Analyst ID.....: 022952	
		Instrument ID..: TRACEICP		MS Run #.....: 8239134	MDL.....: 0.55	

Prep Batch #...: 8239260

Mercury	**0.068**	**0.053**	**mg/kg**	**SW846 7471A**	**08/26/08**	**KT8ET1A4**
		Dilution Factor: 1		Analysis Time..: 14:47	Analyst ID.....: 401509	
		Instrument ID..: HGHYDRA		MS Run #.....: 8239169	MDL.....: 0.011	

NOTE(S):

Results and reporting limits have been adjusted for dry weight.

B Estimated result. Result is less than RL.

J Method blank contamination. The associated method blank contains the target analyte at a reportable level.

Tetra Tech NUS, Inc

Client Sample ID: TP-6-0506

TOTAL Metals

Lot-Sample #...: C8H150236-011
Date Sampled...: 08/13/08 Date Received..: 08/15/08 Matrix.....: SOLID
% Moisture.....: 33

PARAMETER	RESULT	REPORTING LIMIT	UNITS	METHOD	PREPARATION-ANALYSIS DATE	WORK ORDER #
Prep Batch #...: 8239203						
Silver	0.099 B	0.75	mg/kg	SW846 6010B	08/26-08/28/08	KT8G11AK
		Dilution Factor: 1		Analysis Time..: 14:34	Analyst ID.....: 022952	
		Instrument ID..: TRACEICP		MS Run #.....: 8239134	MDL.....: 0.056	
Aluminum	11500	30.0	mg/kg	SW846 6010B	08/26-08/28/08	KT8G11AL
		Dilution Factor: 1		Analysis Time..: 14:34	Analyst ID.....: 022952	
		Instrument ID..: TRACEICP		MS Run #.....: 8239134	MDL.....: 2.1	
Arsenic	5.2	1.5	mg/kg	SW846 6010B	08/26-08/28/08	KT8G11AM
		Dilution Factor: 1		Analysis Time..: 14:34	Analyst ID.....: 022952	
		Instrument ID..: TRACEICP		MS Run #.....: 8239134	MDL.....: 0.34	
Barium	30.9	30.0	mg/kg	SW846 6010B	08/26-08/28/08	KT8G11AN
		Dilution Factor: 1		Analysis Time..: 14:34	Analyst ID.....: 022952	
		Instrument ID..: TRACEICP		MS Run #.....: 8239134	MDL.....: 0.055	
Beryllium	0.89	0.60	mg/kg	SW846 6010B	08/26-08/28/08	KT8G11AP
		Dilution Factor: 1		Analysis Time..: 14:34	Analyst ID.....: 022952	
		Instrument ID..: TRACEICP		MS Run #.....: 8239134	MDL.....: 0.046	
Calcium	242 B	751	mg/kg	SW846 6010B	08/26-08/28/08	KT8G11AQ
		Dilution Factor: 1		Analysis Time..: 14:34	Analyst ID.....: 022952	
		Instrument ID..: TRACEICP		MS Run #.....: 8239134	MDL.....: 37.7	
Cadmium	0.30 B	0.75	mg/kg	SW846 6010B	08/26-08/28/08	KT8G11AR
		Dilution Factor: 1		Analysis Time..: 14:34	Analyst ID.....: 022952	
		Instrument ID..: TRACEICP		MS Run #.....: 8239134	MDL.....: 0.070	
Cobalt	13.3	7.5	mg/kg	SW846 6010B	08/26-08/28/08	KT8G11AT
		Dilution Factor: 1		Analysis Time..: 14:34	Analyst ID.....: 022952	
		Instrument ID..: TRACEICP		MS Run #.....: 8239134	MDL.....: 0.065	
Chromium	21.0	0.75	mg/kg	SW846 6010B	08/26-08/28/08	KT8G11AU
		Dilution Factor: 1		Analysis Time..: 14:34	Analyst ID.....: 022952	
		Instrument ID..: TRACEICP		MS Run #.....: 8239134	MDL.....: 0.12	

(Continued on next page)

Tetra Tech NUS, Inc

Client Sample ID: TP-6-0506

TOTAL Metals

Lot-Sample #...: C8H150236-011 Matrix.....: SOLID

PARAMETER	RESULT	REPORTING LIMIT	UNITS	METHOD	PREPARATION-ANALYSIS DATE	WORK ORDER #
Copper	15.7	3.8	mg/kg	SW846 6010B	08/26-08/28/08	KT8G11AV
		Dilution Factor: 1		Analysis Time..: 14:34	Analyst ID.....: 022952	
		Instrument ID..: TRACEICP		MS Run #.....: 8239134	MDL.....: 0.21	
Iron	20400	15.0	mg/kg	SW846 6010B	08/26-08/28/08	KT8G11AW
		Dilution Factor: 1		Analysis Time..: 14:34	Analyst ID.....: 022952	
		Instrument ID..: TRACEICP		MS Run #.....: 8239134	MDL.....: 4.5	
Potassium	1120	751	mg/kg	SW846 6010B	08/26-08/28/08	KT8G11AX
		Dilution Factor: 1		Analysis Time..: 14:34	Analyst ID.....: 022952	
		Instrument ID..: TRACEICP		MS Run #.....: 8239134	MDL.....: 75.1	
Magnesium	1950	751	mg/kg	SW846 6010B	08/26-08/28/08	KT8G11A0
		Dilution Factor: 1		Analysis Time..: 14:34	Analyst ID.....: 022952	
		Instrument ID..: TRACEICP		MS Run #.....: 8239134	MDL.....: 2.0	
Manganese	252	2.3	mg/kg	SW846 6010B	08/26-08/28/08	KT8G11A1
		Dilution Factor: 1		Analysis Time..: 14:34	Analyst ID.....: 022952	
		Instrument ID..: TRACEICP		MS Run #.....: 8239134	MDL.....: 0.040	
Sodium	139 B	751	mg/kg	SW846 6010B	08/26-08/28/08	KT8G11A2
		Dilution Factor: 1		Analysis Time..: 14:34	Analyst ID.....: 022952	
		Instrument ID..: TRACEICP		MS Run #.....: 8239134	MDL.....: 20.9	
Nickel	17.0	6.0	mg/kg	SW846 6010B	08/26-08/28/08	KT8G11A3
		Dilution Factor: 1		Analysis Time..: 14:34	Analyst ID.....: 022952	
		Instrument ID..: TRACEICP		MS Run #.....: 8239134	MDL.....: 0.16	
Lead	12.9	0.45	mg/kg	SW846 6010B	08/26-08/28/08	KT8G11A4
		Dilution Factor: 1		Analysis Time..: 14:34	Analyst ID.....: 022952	
		Instrument ID..: TRACEICP		MS Run #.....: 8239134	MDL.....: 0.24	
Selenium	ND	0.75	mg/kg	SW846 6010B	08/26-08/28/08	KT8G11A5
		Dilution Factor: 1		Analysis Time..: 14:34	Analyst ID.....: 022952	
		Instrument ID..: TRACEICP		MS Run #.....: 8239134	MDL.....: 0.43	
Thallium	0.75 B	1.5	mg/kg	SW846 6010B	08/26-08/28/08	KT8G11AA
		Dilution Factor: 1		Analysis Time..: 14:34	Analyst ID.....: 022952	
		Instrument ID..: TRACEICP		MS Run #.....: 8239134	MDL.....: 0.48	

(Continued on next page)

Tetra Tech NUS, Inc

Client Sample ID: TP-6-0506

TOTAL Metals

Lot-Sample #...: C8H150236-011 **Matrix.....:** SOLID

PARAMETER	RESULT	REPORTING LIMIT	UNITS	METHOD	PREPARATION-ANALYSIS DATE	WORK ORDER #
Antimony	ND	1.5	mg/kg	SW846 6010B	08/26-08/28/08	KT8G11AC
		Dilution Factor: 1		Analysis Time..: 14:34	Analyst ID.....: 022952	
		Instrument ID..: TRACEICP		MS Run #.....: 8239134	MDL.....: 0.14	
Vanadium	**22.1**	**7.5**	**mg/kg**	**SW846 6010B**	**08/26-08/28/08**	**KT8G11AD**
		Dilution Factor: 1		Analysis Time..: 14:34	Analyst ID.....: 022952	
		Instrument ID..: TRACEICP		MS Run #.....: 8239134	MDL.....: 0.39	
Zinc	**64.5 J**	**3.0**	**mg/kg**	**SW846 6010B**	**08/26-08/28/08**	**KT8G11AE**
		Dilution Factor: 1		Analysis Time..: 14:34	Analyst ID.....: 022952	
		Instrument ID..: TRACEICP		MS Run #.....: 8239134	MDL.....: 0.52	
Prep Batch #...: 8239260						
Mercury	**0.044 B**	**0.050**	**mg/kg**	**SW846 7471A**	**08/26/08**	**KT8G11AF**
		Dilution Factor: 1		Analysis Time..: 15:05	Analyst ID.....: 401509	
		Instrument ID..: HGHYDRA		MS Run #.....: 8239169	MDL.....: 0.011	

NOTE(S):

Results and reporting limits have been adjusted for dry weight.

B Estimated result. Result is less than RL.

J Method blank contamination. The associated method blank contains the target analyte at a reportable level.

Tetra Tech NUS, Inc

Client Sample ID: TP-7-0506

TOTAL Metals

Lot-Sample #...: C8H150236-007 **Matrix.....:** SOLID
Date Sampled...: 08/13/08 **Date Received..:** 08/15/08
% Moisture.....: 33

PARAMETER	RESULT	REPORTING LIMIT	UNITS	METHOD	PREPARATION-ANALYSIS DATE	WORK ORDER #
Prep Batch #...: 8239203						
Silver	**0.27 B**	**0.75**	**mg/kg**	**SW846 6010B**	**08/26-08/28/08**	**KT8FH1AL**
		Dilution Factor: 1		Analysis Time..: 14:12	Analyst ID.....: 022952	
		Instrument ID..: TRACEICP		MS Run #.....: 8239134	MDL.....: 0.055	
Aluminum	**7780**	**29.9**	**mg/kg**	**SW846 6010B**	**08/26-08/28/08**	**KT8FH1AM**
		Dilution Factor: 1		Analysis Time..: 14:12	Analyst ID.....: 022952	
		Instrument ID..: TRACEICP		MS Run #.....: 8239134	MDL.....: 2.1	
Arsenic	**4.6**	**1.5**	**mg/kg**	**SW846 6010B**	**08/26-08/28/08**	**KT8FH1AN**
		Dilution Factor: 1		Analysis Time..: 14:12	Analyst ID.....: 022952	
		Instrument ID..: TRACEICP		MS Run #.....: 8239134	MDL.....: 0.34	
Barium	**20.9 B**	**29.9**	**mg/kg**	**SW846 6010B**	**08/26-08/28/08**	**KT8FH1AP**
		Dilution Factor: 1		Analysis Time..: 14:12	Analyst ID.....: 022952	
		Instrument ID..: TRACEICP		MS Run #.....: 8239134	MDL.....: 0.054	
Beryllium	**0.76**	**0.60**	**mg/kg**	**SW846 6010B**	**08/26-08/28/08**	**KT8FH1AQ**
		Dilution Factor: 1		Analysis Time..: 14:12	Analyst ID.....: 022952	
		Instrument ID..: TRACEICP		MS Run #.....: 8239134	MDL.....: 0.046	
Calcium	**745 B**	**748**	**mg/kg**	**SW846 6010B**	**08/26-08/28/08**	**KT8FH1AR**
		Dilution Factor: 1		Analysis Time..: 14:12	Analyst ID.....: 022952	
		Instrument ID..: TRACEICP		MS Run #.....: 8239134	MDL.....: 37.6	
Cadmium	**0.22 B**	**0.75**	**mg/kg**	**SW846 6010B**	**08/26-08/28/08**	**KT8FH1AT**
		Dilution Factor: 1		Analysis Time..: 14:12	Analyst ID.....: 022952	
		Instrument ID..: TRACEICP		MS Run #.....: 8239134	MDL.....: 0.070	
Cobalt	**7.9**	**7.5**	**mg/kg**	**SW846 6010B**	**08/26-08/28/08**	**KT8FH1AU**
		Dilution Factor: 1		Analysis Time..: 14:12	Analyst ID.....: 022952	
		Instrument ID..: TRACEICP		MS Run #.....: 8239134	MDL.....: 0.064	
Chromium	**18.3**	**0.75**	**mg/kg**	**SW846 6010B**	**08/26-08/28/08**	**KT8FH1AV**
		Dilution Factor: 1		Analysis Time..: 14:12	Analyst ID.....: 022952	
		Instrument ID..: TRACEICP		MS Run #.....: 8239134	MDL.....: 0.12	

(Continued on next page)

Tetra Tech NUS, Inc

Client Sample ID: TP-7-0506

TOTAL Metals

Lot-Sample #...: C8H150236-007 Matrix.....: SOLID

PARAMETER	RESULT	REPORTING LIMIT	UNITS	METHOD	PREPARATION-ANALYSIS DATE	WORK ORDER #
Copper	10.4	3.7	mg/kg	SW846 6010B	08/26-08/28/08	KT8FH1AW
		Dilution Factor: 1		Analysis Time..: 14:12	Analyst ID.....: 022952	
		Instrument ID..: TRACEICP		MS Run #.....: 8239134	MDL.....: 0.21	
Iron	17100	15.0	mg/kg	SW846 6010B	08/26-08/28/08	KT8FH1AX
		Dilution Factor: 1		Analysis Time..: 14:12	Analyst ID.....: 022952	
		Instrument ID..: TRACEICP		MS Run #.....: 8239134	MDL.....: 4.5	
Potassium	1090	748	mg/kg	SW846 6010B	08/26-08/28/08	KT8FH1A0
		Dilution Factor: 1		Analysis Time..: 14:12	Analyst ID.....: 022952	
		Instrument ID..: TRACEICP		MS Run #.....: 8239134	MDL.....: 74.8	
Magnesium	2210	748	mg/kg	SW846 6010B	08/26-08/28/08	KT8FH1A1
		Dilution Factor: 1		Analysis Time..: 14:12	Analyst ID.....: 022952	
		Instrument ID..: TRACEICP		MS Run #.....: 8239134	MDL.....: 2.0	
Manganese	479	2.2	mg/kg	SW846 6010B	08/26-08/28/08	KT8FH1A2
		Dilution Factor: 1		Analysis Time..: 14:12	Analyst ID.....: 022952	
		Instrument ID..: TRACEICP		MS Run #.....: 8239134	MDL.....: 0.040	
Sodium	40.8 B	748	mg/kg	SW846 6010B	08/26-08/28/08	KT8FH1A3
		Dilution Factor: 1		Analysis Time..: 14:12	Analyst ID.....: 022952	
		Instrument ID..: TRACEICP		MS Run #.....: 8239134	MDL.....: 20.9	
Nickel	12.7	6.0	mg/kg	SW846 6010B	08/26-08/28/08	KT8FH1A4
		Dilution Factor: 1		Analysis Time..: 14:12	Analyst ID.....: 022952	
		Instrument ID..: TRACEICP		MS Run #.....: 8239134	MDL.....: 0.16	
Lead	11.2	0.45	mg/kg	SW846 6010B	08/26-08/28/08	KT8FH1A5
		Dilution Factor: 1		Analysis Time..: 14:12	Analyst ID.....: 022952	
		Instrument ID..: TRACEICP		MS Run #.....: 8239134	MDL.....: 0.24	
Selenium	ND	0.75	mg/kg	SW846 6010B	08/26-08/28/08	KT8FH1A6
		Dilution Factor: 1		Analysis Time..: 14:12	Analyst ID.....: 022952	
		Instrument ID..: TRACEICP		MS Run #.....: 8239134	MDL.....: 0.43	
Thallium	ND	1.5	mg/kg	SW846 6010B	08/26-08/28/08	KT8FH1AA
		Dilution Factor: 1		Analysis Time..: 14:12	Analyst ID.....: 022952	
		Instrument ID..: TRACEICP		MS Run #.....: 8239134	MDL.....: 0.48	

(Continued on next page)

Tetra Tech NUS, Inc

Client Sample ID: TP-7-0506

TOTAL Metals

Lot-Sample #...: C8H150236-007 **Matrix.....:** SOLID

PARAMETER	RESULT	REPORTING LIMIT	UNITS	METHOD	PREPARATION-ANALYSIS DATE	WORK ORDER #
Antimony	ND	1.5	mg/kg	SW846 6010B	08/26-08/28/08	KT8FH1AC
		Dilution Factor: 1		Analysis Time..: 14:12	Analyst ID.....: 022952	
		Instrument ID..: TRACEICP		MS Run #.....: 8239134	MDL.....: 0.14	
Vanadium	**20.6**	**7.5**	**mg/kg**	**SW846 6010B**	**08/26-08/28/08**	**KT8FH1AD**
		Dilution Factor: 1		Analysis Time..: 14:12	Analyst ID.....: 022952	
		Instrument ID..: TRACEICP		MS Run #.....: 8239134	MDL.....: 0.38	
Zinc	**50.2 J**	**3.0**	**mg/kg**	**SW846 6010B**	**08/26-08/28/08**	**KT8FH1AE**
		Dilution Factor: 1		Analysis Time..: 14:12	Analyst ID.....: 022952	
		Instrument ID..: TRACEICP		MS Run #.....: 8239134	MDL.....: 0.52	
Prep Batch #...: 8239260						
Mercury	**0.033 B**	**0.049**	**mg/kg**	**SW846 7471A**	**08/26/08**	**KT8FH1AF**
		Dilution Factor: 1		Analysis Time..: 14:58	Analyst ID.....: 401509	
		Instrument ID..: HGHYDRA		MS Run #.....: 8239169	MDL.....: 0.011	

NOTE(S):

Results and reporting limits have been adjusted for dry weight.

B Estimated result. Result is less than RL.

J Method blank contamination. The associated method blank contains the target analyte at a reportable level.

Tetra Tech NUS, Inc

Client Sample ID: TP-8-0506

TOTAL Metals

Lot-Sample #...: C8H150236-009
Date Sampled...: 08/13/08 Date Received..: 08/15/08 Matrix.....: SOLID
% Moisture.....: 2.0

PARAMETER	RESULT	REPORTING LIMIT	UNITS	METHOD	PREPARATION-ANALYSIS DATE	WORK ORDER #
Prep Batch #...: 8239203						
Silver	0.065 B	0.51	mg/kg	SW846 6010B	08/26-08/28/08	KT8FL1AK
		Dilution Factor: 1		Analysis Time..: 14:23	Analyst ID.....: 022952	
		Instrument ID..: TRACEICP		MS Run #.....: 8239134	MDL.....: 0.038	
Aluminum	712	20.4	mg/kg	SW846 6010B	08/26-08/28/08	KT8FL1AL
		Dilution Factor: 1		Analysis Time..: 14:23	Analyst ID.....: 022952	
		Instrument ID..: TRACEICP		MS Run #.....: 8239134	MDL.....: 1.4	
Arsenic	1.4	1.0	mg/kg	SW846 6010B	08/26-08/28/08	KT8FL1AM
		Dilution Factor: 1		Analysis Time..: 14:23	Analyst ID.....: 022952	
		Instrument ID..: TRACEICP		MS Run #.....: 8239134	MDL.....: 0.23	
Barium	4.1 B	20.4	mg/kg	SW846 6010B	08/26-08/28/08	KT8FL1AN
		Dilution Factor: 1		Analysis Time..: 14:23	Analyst ID.....: 022952	
		Instrument ID..: TRACEICP		MS Run #.....: 8239134	MDL.....: 0.037	
Beryllium	0.056 B	0.41	mg/kg	SW846 6010B	08/26-08/28/08	KT8FL1AP
		Dilution Factor: 1		Analysis Time..: 14:23	Analyst ID.....: 022952	
		Instrument ID..: TRACEICP		MS Run #.....: 8239134	MDL.....: 0.031	
Calcium	43.9 B	510	mg/kg	SW846 6010B	08/26-08/28/08	KT8FL1AQ
		Dilution Factor: 1		Analysis Time..: 14:23	Analyst ID.....: 022952	
		Instrument ID..: TRACEICP		MS Run #.....: 8239134	MDL.....: 25.6	
Cadmium	ND	0.51	mg/kg	SW846 6010B	08/26-08/28/08	KT8FL1AR
		Dilution Factor: 1		Analysis Time..: 14:23	Analyst ID.....: 022952	
		Instrument ID..: TRACEICP		MS Run #.....: 8239134	MDL.....: 0.048	
Cobalt	0.29 B	5.1	mg/kg	SW846 6010B	08/26-08/28/08	KT8FL1AT
		Dilution Factor: 1		Analysis Time..: 14:23	Analyst ID.....: 022952	
		Instrument ID..: TRACEICP		MS Run #.....: 8239134	MDL.....: 0.044	
Chromium	2.9	0.51	mg/kg	SW846 6010B	08/26-08/28/08	KT8FL1AU
		Dilution Factor: 1		Analysis Time..: 14:23	Analyst ID.....: 022952	
		Instrument ID..: TRACEICP		MS Run #.....: 8239134	MDL.....: 0.083	

(Continued on next page)

Tetra Tech NUS, Inc

Client Sample ID: TP-8-0506

TOTAL Metals

Lot-Sample #...: C8H150236-009 Matrix.....: SOLID

PARAMETER	RESULT	REPORTING LIMIT	UNITS	METHOD	PREPARATION-ANALYSIS DATE	WORK ORDER #
Copper	2.2 B	2.6	mg/kg	SW846 6010B	08/26-08/28/08	KT8FL1AV
		Dilution Factor: 1		Analysis Time..: 14:23	Analyst ID.....: 022952	
		Instrument ID..: TRACEICP		MS Run #.....: 8239134	MDL.....: 0.14	
Iron	4020	10.2	mg/kg	SW846 6010B	08/26-08/28/08	KT8FL1AW
		Dilution Factor: 1		Analysis Time..: 14:23	Analyst ID.....: 022952	
		Instrument ID..: TRACEICP		MS Run #.....: 8239134	MDL.....: 3.1	
Potassium	166 B	510	mg/kg	SW846 6010B	08/26-08/28/08	KT8FL1AX
		Dilution Factor: 1		Analysis Time..: 14:23	Analyst ID.....: 022952	
		Instrument ID..: TRACEICP		MS Run #.....: 8239134	MDL.....: 51.0	
Magnesium	123 B	510	mg/kg	SW846 6010B	08/26-08/28/08	KT8FL1A0
		Dilution Factor: 1		Analysis Time..: 14:23	Analyst ID.....: 022952	
		Instrument ID..: TRACEICP		MS Run #.....: 8239134	MDL.....: 1.3	
Manganese	5.9	1.5	mg/kg	SW846 6010B	08/26-08/28/08	KT8FL1A1
		Dilution Factor: 1		Analysis Time..: 14:23	Analyst ID.....: 022952	
		Instrument ID..: TRACEICP		MS Run #.....: 8239134	MDL.....: 0.027	
Sodium	33.9 B	510	mg/kg	SW846 6010B	08/26-08/28/08	KT8FL1A2
		Dilution Factor: 1		Analysis Time..: 14:23	Analyst ID.....: 022952	
		Instrument ID..: TRACEICP		MS Run #.....: 8239134	MDL.....: 14.2	
Nickel	0.42 B	4.1	mg/kg	SW846 6010B	08/26-08/28/08	KT8FL1A3
		Dilution Factor: 1		Analysis Time..: 14:23	Analyst ID.....: 022952	
		Instrument ID..: TRACEICP		MS Run #.....: 8239134	MDL.....: 0.11	
Lead	1.8	0.31	mg/kg	SW846 6010B	08/26-08/28/08	KT8FL1A4
		Dilution Factor: 1		Analysis Time..: 14:23	Analyst ID.....: 022952	
		Instrument ID..: TRACEICP		MS Run #.....: 8239134	MDL.....: 0.16	
Selenium	ND	0.51	mg/kg	SW846 6010B	08/26-08/28/08	KT8FL1A5
		Dilution Factor: 1		Analysis Time..: 14:23	Analyst ID.....: 022952	
		Instrument ID..: TRACEICP		MS Run #.....: 8239134	MDL.....: 0.29	
Thallium	ND	1.0	mg/kg	SW846 6010B	08/26-08/28/08	KT8FL1AA
		Dilution Factor: 1		Analysis Time..: 14:23	Analyst ID.....: 022952	
		Instrument ID..: TRACEICP		MS Run #.....: 8239134	MDL.....: 0.33	

(Continued on next page)

Tetra Tech NUS, Inc

Client Sample ID: TP-8-0506

TOTAL Metals

Lot-Sample #...: C8H150236-009 Matrix.....: SOLID

PARAMETER	RESULT	REPORTING LIMIT	UNITS	METHOD	PREPARATION-ANALYSIS DATE	WORK ORDER #
Antimony	ND	1.0	mg/kg	SW846 6010B	08/26-08/28/08	KT8FL1AC
		Dilution Factor: 1		Analysis Time..: 14:23	Analyst ID.....: 022952	
		Instrument ID..: TRACEICP		MS Run #.....: 8239134	MDL.....: 0.094	
Vanadium	5.3	5.1	mg/kg	SW846 6010B	08/26-08/28/08	KT8FL1AD
		Dilution Factor: 1		Analysis Time..: 14:23	Analyst ID.....: 022952	
		Instrument ID..: TRACEICP		MS Run #.....: 8239134	MDL.....: 0.26	
Zinc	3.1 J	2.0	mg/kg	SW846 6010B	08/26-08/28/08	KT8FL1AE
		Dilution Factor: 1		Analysis Time..: 14:23	Analyst ID.....: 022952	
		Instrument ID..: TRACEICP		MS Run #.....: 8239134	MDL.....: 0.35	
Prep Batch #...: 8239260						
Mercury	ND	0.034	mg/kg	SW846 7471A	08/26/08	KT8FL1AF
		Dilution Factor: 1		Analysis Time..: 15:02	Analyst ID.....: 401509	
		Instrument ID..: HGHYDRA		MS Run #.....: 8239169	MDL.....: 0.0072	

NOTE(S):

Results and reporting limits have been adjusted for dry weight.

B Estimated result. Result is less than RL.

J Method blank contamination. The associated method blank contains the target analyte at a reportable level.

Tetra Tech NUS, Inc

Client Sample ID: TP-9-0405

TOTAL Metals

Lot-Sample #...: C8H150236-005 **Matrix.....:** SOLID
Date Sampled...: 08/12/08 **Date Received..:** 08/15/08
% Moisture.....: 9.6

PARAMETER	RESULT	REPORTING LIMIT	UNITS	METHOD	PREPARATION-ANALYSIS DATE	WORK ORDER #
Prep Batch #...: 8239203						
Silver	**0.083 B**	**0.55**	**mg/kg**	**SW846 6010B**	**08/26-08/28/08**	**KT8E81AK**
		Dilution Factor: 1		Analysis Time..: 13:17	Analyst ID.....: 022952	
		Instrument ID..: TRACEICP		MS Run #.....: 8239134	MDL.....: 0.041	
Aluminum	**2460**	**22.1**	**mg/kg**	**SW846 6010B**	**08/26-08/28/08**	**KT8E81AL**
		Dilution Factor: 1		Analysis Time..: 13:17	Analyst ID.....: 022952	
		Instrument ID..: TRACEICP		MS Run #.....: 8239134	MDL.....: 1.6	
Arsenic	**8.0**	**1.1**	**mg/kg**	**SW846 6010B**	**08/26-08/28/08**	**KT8E81AM**
		Dilution Factor: 1		Analysis Time..: 13:17	Analyst ID.....: 022952	
		Instrument ID..: TRACEICP		MS Run #.....: 8239134	MDL.....: 0.25	
Barium	**18.0 B**	**22.1**	**mg/kg**	**SW846 6010B**	**08/26-08/28/08**	**KT8E81AN**
		Dilution Factor: 1		Analysis Time..: 13:17	Analyst ID.....: 022952	
		Instrument ID..: TRACEICP		MS Run #.....: 8239134	MDL.....: 0.040	
Beryllium	**0.39 B**	**0.44**	**mg/kg**	**SW846 6010B**	**08/26-08/28/08**	**KT8E81AP**
		Dilution Factor: 1		Analysis Time..: 13:17	Analyst ID.....: 022952	
		Instrument ID..: TRACEICP		MS Run #.....: 8239134	MDL.....: 0.034	
Calcium	**73.3 B**	**553**	**mg/kg**	**SW846 6010B**	**08/26-08/28/08**	**KT8E81AQ**
		Dilution Factor: 1		Analysis Time..: 13:17	Analyst ID.....: 022952	
		Instrument ID..: TRACEICP		MS Run #.....: 8239134	MDL.....: 27.8	
Cadmium	ND	0.55	mg/kg	SW846 6010B	08/26-08/28/08	KT8E81AR
		Dilution Factor: 1		Analysis Time..: 13:17	Analyst ID.....: 022952	
		Instrument ID..: TRACEICP		MS Run #.....: 8239134	MDL.....: 0.052	
Cobalt	**0.64 B**	**5.5**	**mg/kg**	**SW846 6010B**	**08/26-08/28/08**	**KT8E81AT**
		Dilution Factor: 1		Analysis Time..: 13:17	Analyst ID.....: 022952	
		Instrument ID..: TRACEICP		MS Run #.....: 8239134	MDL.....: 0.048	
Chromium	**13.7**	**0.55**	**mg/kg**	**SW846 6010B**	**08/26-08/28/08**	**KT8E81AU**
		Dilution Factor: 1		Analysis Time..: 13:17	Analyst ID.....: 022952	
		Instrument ID..: TRACEICP		MS Run #.....: 8239134	MDL.....: 0.091	

(Continued on next page)

Tetra Tech NUS, Inc

Client Sample ID: TP-9-0405

TOTAL Metals

Lot-Sample #...: C8H150236-005 Matrix.....: SOLID

PARAMETER	RESULT	REPORTING LIMIT	UNITS	METHOD	PREPARATION-ANALYSIS DATE	WORK ORDER #
Copper	22.9	2.8	mg/kg	SW846 6010B	08/26-08/28/08	KT8E81AV
		Dilution Factor: 1		Analysis Time..: 13:17	Analyst ID.....: 022952	
		Instrument ID..: TRACEICP		MS Run #.....: 8239134	MDL.....: 0.15	
Iron	5220	11.1	mg/kg	SW846 6010B	08/26-08/28/08	KT8E81AW
		Dilution Factor: 1		Analysis Time..: 13:17	Analyst ID.....: 022952	
		Instrument ID..: TRACEICP		MS Run #.....: 8239134	MDL.....: 3.3	
Potassium	485 B	553	mg/kg	SW846 6010B	08/26-08/28/08	KT8E81AX
		Dilution Factor: 1		Analysis Time..: 13:17	Analyst ID.....: 022952	
		Instrument ID..: TRACEICP		MS Run #.....: 8239134	MDL.....: 55.3	
Magnesium	270 B	553	mg/kg	SW846 6010B	08/26-08/28/08	KT8E81A0
		Dilution Factor: 1		Analysis Time..: 13:17	Analyst ID.....: 022952	
		Instrument ID..: TRACEICP		MS Run #.....: 8239134	MDL.....: 1.4	
Manganese	7.4	1.7	mg/kg	SW846 6010B	08/26-08/28/08	KT8E81A1
		Dilution Factor: 1		Analysis Time..: 13:17	Analyst ID.....: 022952	
		Instrument ID..: TRACEICP		MS Run #.....: 8239134	MDL.....: 0.030	
Sodium	ND	553	mg/kg	SW846 6010B	08/26-08/28/08	KT8E81A2
		Dilution Factor: 1		Analysis Time..: 13:17	Analyst ID.....: 022952	
		Instrument ID..: TRACEICP		MS Run #.....: 8239134	MDL.....: 15.4	
Nickel	0.95 B	4.4	mg/kg	SW846 6010B	08/26-08/28/08	KT8E81A3
		Dilution Factor: 1		Analysis Time..: 13:17	Analyst ID.....: 022952	
		Instrument ID..: TRACEICP		MS Run #.....: 8239134	MDL.....: 0.12	
Lead	5.5	0.33	mg/kg	SW846 6010B	08/26-08/28/08	KT8E81A4
		Dilution Factor: 1		Analysis Time..: 13:17	Analyst ID.....: 022952	
		Instrument ID..: TRACEICP		MS Run #.....: 8239134	MDL.....: 0.17	
Selenium	ND	0.55	mg/kg	SW846 6010B	08/26-08/28/08	KT8E81A5
		Dilution Factor: 1		Analysis Time..: 13:17	Analyst ID.....: 022952	
		Instrument ID..: TRACEICP		MS Run #.....: 8239134	MDL.....: 0.32	
Thallium	ND	1.1	mg/kg	SW846 6010B	08/26-08/28/08	KT8E81AA
		Dilution Factor: 1		Analysis Time..: 13:17	Analyst ID.....: 022952	
		Instrument ID..: TRACEICP		MS Run #.....: 8239134	MDL.....: 0.35	

(Continued on next page)

Tetra Tech NUS, Inc

Client Sample ID: TP-9-0405

TOTAL Metals

Lot-Sample #...: C8H150236-005 **Matrix.....:** SOLID

PARAMETER	RESULT	REPORTING LIMIT	UNITS	METHOD	PREPARATION-ANALYSIS DATE	WORK ORDER #
Antimony	ND	1.1	mg/kg	SW846 6010B	08/26-08/28/08	KT8E81AC
		Dilution Factor: 1		Analysis Time..: 13:17	Analyst ID.....: 022952	
		Instrument ID..: TRACEICP		MS Run #.....: 8239134	MDL.....: 0.10	
Vanadium	**38.0**	**5.5**	**mg/kg**	**SW846 6010B**	**08/26-08/28/08**	**KT8E81AD**
		Dilution Factor: 1		Analysis Time..: 13:17	Analyst ID.....: 022952	
		Instrument ID..: TRACEICP		MS Run #.....: 8239134	MDL.....: 0.28	
Zinc	**4.8 J**	**2.2**	**mg/kg**	**SW846 6010B**	**08/26-08/28/08**	**KT8E81AE**
		Dilution Factor: 1		Analysis Time..: 13:17	Analyst ID.....: 022952	
		Instrument ID..: TRACEICP		MS Run #.....: 8239134	MDL.....: 0.38	
Prep Batch #...: 8239260						
Mercury	ND	0.037	mg/kg	SW846 7471A	08/26/08	KT8E81AF
		Dilution Factor: 1		Analysis Time..: 14:52	Analyst ID.....: 401509	
		Instrument ID..: HGHYDRA		MS Run #.....: 8239169	MDL.....: 0.0079	

NOTE(S):

Results and reporting limits have been adjusted for dry weight.

B Estimated result. Result is less than RL.

J Method blank contamination. The associated method blank contains the target analyte at a reportable level.

Tetra Tech NUS, Inc

Client Sample ID: TP-10-0506

Radiochemistry

Lab Sample ID: C8H150236-004
Work Order: KT8E4
Matrix: SOLID

Date Collected: 08/12/08 1535
Date Received: 08/15/08 1020

Parameter	Result	Qual	Total Uncert. (2 σ+/-)	RL	MDC	Prep Date	Analysis Date
Gross Alpha/Beta EPA 900				pCi/g		Batch # 8232164	Yld %
Gross Alpha	24.5		7.0	10.0	5.5	08/19/08	08/21/08
Gross Beta	24.8		4.3	10.0	3.5	08/19/08	08/21/08

NOTE(S)

Data are incomplete without the case narrative.

MDC is determined by instrument performance only.
Bold results are greater than the MDC

Tetra Tech NUS, Inc

Client Sample ID: TP-15-0506

Radiochemistry

Lab Sample ID: C8H150236-015
Work Order: KT8HG
Matrix: SOLID

Date Collected: 08/13/08 1620
Date Received: 08/15/08 1020

Parameter	Result	Qual	Total Uncert. (2 σ+/-)	RL	MDC	Prep Date	Analysis Date
Gross Alpha/Beta EPA 900				pCi/g		Batch # 8232164	Yld %
Gross Alpha	21.5		6.4	10.0	5.9	08/19/08	08/21/08
Gross Beta	28.5		3.9	10.0	2.7	08/19/08	08/21/08

NOTE(S)

Data are incomplete without the case narrative.

MDC is determined by instrument performance only.
Bold results are greater than the MDC

Tetra Tech NUS, Inc

Client Sample ID: TP-3-0506

Radiochemistry

Lab Sample ID: C8H150236-012
Work Order: KT8G3
Matrix: SOLID

Date Collected: 08/13/08 1400
Date Received: 08/15/08 1020

Parameter	Result	Qual	Total Uncert. (2 σ+/-)	RL	MDC	Prep Date	Analysis Date
Gross Alpha/Beta EPA 900				pCi/g		Batch # 8232164	Yld %
Gross Alpha	23.8		6.4	10.0	5.0	08/19/08	08/21/08
Gross Beta	17.2		3.2	10.0	2.9	08/19/08	08/21/08

NOTE(S)

Data are incomplete without the case narrative.

MDC is determined by instrument performance only.
Bold results are greater than the MDC

Tetra Tech NUS, Inc

Client Sample ID: TP-5-06

Radiochemistry

Lab Sample ID: C8H150236-002
Work Order: KT8ET
Matrix: SOLID

Date Collected: 08/12/08 1150
Date Received: 08/15/08 1020

Parameter	Result	Qual	Total Uncert. (2 σ+/-)	RL	MDC	Prep Date	Analysis Date
Gross Alpha/Beta EPA 900				pCi/g		Batch # 8232164	Yld %
Gross Alpha	24.5		7.1	10.0	6.4	08/19/08	08/21/08
Gross Beta	25.9		4.2	10.0	3.3	08/19/08	08/21/08

NOTE(S)

Data are incomplete without the case narrative.

MDC is determined by instrument performance only.
Bold results are greater than the MDC

Tetra Tech NUS, Inc

Client Sample ID: TP-7-0506

Radiochemistry

Lab Sample ID: C8H150236-007
Work Order: KT8FH
Matrix: SOLID

Date Collected: 08/13/08 0815
Date Received: 08/15/08 1020

Parameter	Result	Qual	Total Uncert. (2 σ+/-)	RL	MDC	Prep Date	Analysis Date
Gross Alpha/Beta EPA 900				pCi/g		Batch # 8232164	Yld %
Gross Alpha	23.6		6.7	10.0	5.4	08/19/08	08/21/08
Gross Beta	17.6		3.6	10.0	3.4	08/19/08	08/21/08

NOTE(S)

Data are incomplete without the case narrative.

MDC is determined by instrument performance only.
Bold results are greater than the MDC

APPENDIX C
SUPPORT DOCUMENTATION

HOLDTIME

SDG C8H150236

SORT	UNITS	NSAMPLE	LAB_ID	QC_TYPE	SAMP_DATE	EXTR_DATE	ANAL_DATE	SMP_EXTR	EXTR_ANL	SMP_ANL
HG	MG/KG	TP-20-0506	C8H150236008	NM	8/13/2008	8/26/2008	8/26/2008	13	0	13
HG	MG/KG	TP-11-06	C8H150236001	NM	8/12/2008	8/26/2008	8/26/2008	14	0	14
HG	MG/KG	TP-12-0708	C8H150236018	NM	8/14/2008	8/26/2008	8/26/2008	12	0	12
HG	MG/KG	TP-13-0506	C8H150236006	NM	8/12/2008	8/26/2008	8/26/2008	14	0	14
HG	MG/KG	TP-14-0506	C8H150236014	NM	8/13/2008	8/26/2008	8/26/2008	13	0	13
HG	MG/KG	TP-15-0506	C8H150236015	NM	8/13/2008	8/26/2008	8/26/2008	13	0	13
HG	MG/KG	TP-16-05	C8H150236003	NM	8/12/2008	8/26/2008	8/26/2008	14	0	14
HG	MG/KG	TP-17-0506	C8H150236020	NM	8/14/2008	8/26/2008	8/26/2008	12	0	12
HG	MG/KG	TP-9-0405	C8H150236005	NM	8/12/2008	8/26/2008	8/26/2008	14	0	14
HG	MG/KG	TP-19-0506	C8H150236010	NM	8/13/2008	8/26/2008	8/26/2008	13	0	13
HG	MG/KG	TP-1-0506	C8H150236013	NM	8/13/2008	8/26/2008	8/26/2008	13	0	13
HG	MG/KG	TP-2-0708	C8H150236016	NM	8/14/2008	8/26/2008	8/26/2008	12	0	12
HG	MG/KG	TP-3-0506	C8H150236012	NM	8/13/2008	8/26/2008	8/26/2008	13	0	13
HG	MG/KG	TP-4-0506	C8H150236019	NM	8/14/2008	8/26/2008	8/26/2008	12	0	12
HG	MG/KG	TP-5-06	C8H150236002	NM	8/12/2008	8/26/2008	8/26/2008	14	0	14

SORT	UNITS	NSAMPLE	LAB_ID	QC_TYPE	SAMP_DATE	EXTR_DATE	ANAL_DATE	SMP_EXTR	EXTR_ANL	SMP_ANL
HG	MG/KG	TP-6-0506	C8H150236011	NM	8/13/2008	8/26/2008	8/26/2008	13	0	13
HG	MG/KG	TP-7-0506	C8H150236007	NM	8/13/2008	8/26/2008	8/26/2008	13	0	13
HG	MG/KG	TP-8-0506	C8H150236009	NM	8/13/2008	8/26/2008	8/26/2008	13	0	13
HG	MG/KG	TP-10-0506	C8H150236004	NM	8/12/2008	8/26/2008	8/26/2008	14	0	14
HG	MG/KG	TP-18-0607	C8H150236017	NM	8/14/2008	8/26/2008	8/26/2008	12	0	12
M	MG/KG	TP-19-0506	C8H150236010	NM	8/13/2008	8/26/2008	8/28/2008	13	2	15
M	MG/KG	TP-9-0405	C8H150236005	NM	8/12/2008	8/26/2008	8/28/2008	14	2	16
M	MG/KG	TP-8-0506	C8H150236009	NM	8/13/2008	8/26/2008	8/28/2008	13	2	15
M	MG/KG	TP-7-0506	C8H150236007	NM	8/13/2008	8/26/2008	8/28/2008	13	2	15
M	MG/KG	TP-6-0506	C8H150236011	NM	8/13/2008	8/26/2008	8/28/2008	13	2	15
M	MG/KG	TP-5-06	C8H150236002	NM	8/12/2008	8/26/2008	8/28/2008	14	2	16
M	MG/KG	TP-4-0506	C8H150236019	NM	8/14/2008	8/26/2008	8/28/2008	12	2	14
M	MG/KG	TP-3-0506	C8H150236012	NM	8/13/2008	8/26/2008	8/28/2008	13	2	15
M	MG/KG	TP-10-0506	C8H150236004	NM	8/12/2008	8/26/2008	8/28/2008	14	2	16
M	MG/KG	TP-20-0506	C8H150236008	NM	8/13/2008	8/26/2008	8/28/2008	13	2	15
M	MG/KG	TP-1-0506	C8H150236013	NM	8/13/2008	8/26/2008	8/28/2008	13	2	15
M	MG/KG	TP-18-0607	C8H150236017	NM	8/14/2008	8/26/2008	8/28/2008	12	2	14
M	MG/KG	TP-17-0506	C8H150236020	NM	8/14/2008	8/26/2008	8/28/2008	12	2	14

SORT	UNITS	NSAMPLE	LAB_ID	QC_TYPE	SAMP_DATE	EXTR_DATE	ANAL_DATE	SMP_EXTR	EXTR_ANL	SMP_ANL
M	MG/KG	TP-16-05	C8H150236003	NM	8/12/2008	8/26/2008	8/28/2008	14	2	16
M	MG/KG	TP-15-0506	C8H150236015	NM	8/13/2008	8/26/2008	8/28/2008	13	2	15
M	MG/KG	TP-14-0506	C8H150236014	NM	8/13/2008	8/26/2008	8/28/2008	13	2	15
M	MG/KG	TP-12-0708	C8H150236018	NM	8/14/2008	8/26/2008	8/28/2008	12	2	14
M	MG/KG	TP-11-06	C8H150236001	NM	8/12/2008	8/26/2008	8/28/2008	14	2	16
M	MG/KG	TP-2-0708	C8H150236016	NM	8/14/2008	8/26/2008	8/28/2008	12	2	14
M	MG/KG	TP-13-0506	C8H150236006	NM	8/12/2008	8/26/2008	8/28/2008	14	2	16
PCS	%	TP-2-0708	C8H150236016	NM	8/14/2008	8/21/2008	8/22/2008	7	1	8
PCS	%	TP-9-0405	C8H150236005	NM	8/12/2008	8/21/2008	8/22/2008	9	1	10
PCS	%	TP-8-0506	C8H150236009	NM	8/13/2008	8/21/2008	8/22/2008	8	1	9
PCS	%	TP-10-0506	C8H150236004	NM	8/12/2008	8/21/2008	8/22/2008	9	1	10
PCS	%	TP-7-0506	C8H150236007	NM	8/13/2008	8/21/2008	8/22/2008	8	1	9
PCS	%	TP-6-0506	C8H150236011	NM	8/13/2008	8/21/2008	8/22/2008	8	1	9
PCS	%	TP-5-06	C8H150236002	NM	8/12/2008	8/21/2008	8/22/2008	9	1	10
PCS	%	TP-3-0506	C8H150236012	NM	8/13/2008	8/21/2008	8/22/2008	8	1	9
PCS	%	TP-20-0506	C8H150236008	NM	8/13/2008	8/21/2008	8/22/2008	8	1	9
PCS	%	TP-19-0506	C8H150236010	NM	8/13/2008	8/21/2008	8/22/2008	8	1	9
PCS	%	TP-17-0506	C8H150236020	NM	8/14/2008	8/21/2008	8/22/2008	7	1	8

SORT	UNITS	NSAMPLE	LAB_ID	QC_TYPE	SAMP_DATE	EXTR_DATE	ANAL_DATE	SMP_EXTR	EXTR_ANL	SMP_ANL
PCS	%	TP-16-05	C8H150236003	NM	8/12/2008	8/21/2008	8/22/2008	9	1	10
PCS	%	TP-15-0506	C8H150236015	NM	8/13/2008	8/21/2008	8/22/2008	8	1	9
PCS	%	TP-14-0506	C8H150236014	NM	8/13/2008	8/21/2008	8/22/2008	8	1	9
PCS	%	TP-13-0506	C8H150236006	NM	8/12/2008	8/21/2008	8/22/2008	9	1	10
PCS	%	TP-12-0708	C8H150236018	NM	8/14/2008	8/21/2008	8/22/2008	7	1	8
PCS	%	TP-18-0607	C8H150236017	NM	8/14/2008	8/21/2008	8/22/2008	7	1	8
PCS	%	TP-4-0506	C8H150236019	NM	8/14/2008	8/21/2008	8/22/2008	7	1	8
PCS	%	TP-11-06	C8H150236001	NM	8/12/2008	8/21/2008	8/22/2008	9	1	10
PCS	%	TP-1-0506	C8H150236013	NM	8/13/2008	8/21/2008	8/22/2008	8	1	9
OS	%	TP-7-0506DL	C8H150236007	NM	8/13/2008	8/18/2008	8/19/2008	5	1	6
OS	%	TP-2-0708	C8H150236016	NM	8/14/2008	8/18/2008	8/19/2008	4	1	5
OS	%	TP-3-0506	C8H150236012	NM	8/13/2008	8/18/2008	8/19/2008	5	1	6
OS	%	TP-4-0506	C8H150236019	NM	8/14/2008	8/18/2008	8/19/2008	4	1	5
OS	%	TP-5-06	C8H150236002	NM	8/12/2008	8/18/2008	8/19/2008	6	1	7
OS	%	TP-9-0405	C8H150236005	NM	8/12/2008	8/18/2008	8/19/2008	6	1	7
OS	%	TP-6-0506DL	C8H150236011	NM	8/13/2008	8/18/2008	8/19/2008	5	1	6
OS	%	TP-20-0506	C8H150236008	NM	8/13/2008	8/18/2008	8/19/2008	5	1	6
OS	%	TP-11-06	C8H150236001	NM	8/12/2008	8/18/2008	8/19/2008	6	1	7

CASE NARRATIVE
TETRA TECH NUS, INC.
Strawberry Point

Lot #: C8H150236

The following report contains the analytical results for samples submitted to TestAmerica-Pittsburgh by Tetra Tech NUS, Inc. The samples were received August 15, 2008 according to documented sample acceptance procedures.

TestAmerica-Pittsburgh utilizes only USEPA approved methods and instrumentation in all analytical work. The samples presented in this report were analyzed for the parameters listed on the method reference page in accordance with the methods indicated.

If project specific QC was not required for samples contained in this report, when batch QC was completed on these samples, anomalous results will be discussed below.

SAMPLE RECEIVING:
The lot closed on August 15, 2008.

GC/MS VOLATILES:
All non-CCC compounds that have >15% RSD were evaluated to see if a better curve could be drawn using a quadratic curve. All compounds <30% RSD will use an average response factor curve if no visible improvement is accomplished using a quadratic curve. A quadratic curve will be used for a compound where it is determined to be the "best-fit" evaluation.

The following compounds had the %D >25% in continuing calibration standard CC30818; but were within the expected performance range for these compounds: acetone 30.7% and dichlorodifluoromethane 33.2%.

The following compounds had the %D >25% in continuing calibration standard 1C30819; but were within the expected performance range for these compounds: acetone 37.8% and dichlorodifluoromethane 35.1%.

GC/MS SEMIVOLATILES:
All non-CCC compounds that have >15% RSD were evaluated to see if a better curve could be drawn using a quadratic curve. All compounds <30% RSD will use an average response factor curve if no visible improvement is accomplished using a quadratic curve. A quadratic curve will be used for a compound where it is determined to be the "best-fit" evaluation.

The following compounds had the %D >25% in continuing calibration standard N08190CC; but were within the expected performance range for these compounds: benzaldehyde 42.6% and benzidine 34.8%.

CASE NARRATIVE
TETRA TECH NUS, INC.
Strawberry Point

Lot #: C8H150236

PCBS:
There were no problems associated with the analysis.

METALS:
The method blanks had zinc detected at a concentration between the MDL and the reporting limit. The result was flagged with a "B" qualifier. Any sample associated with a method blank that had the same analyte detected had the result flagged with a "J" qualifier.

For the matrix spike and matrix spike duplicate, aluminum and iron recoveries were not calculated due to the concentration of analyte in the sample being >4 times the concentration of spike added.

The matrix spike and matrix spike duplicate recovered above control limits for chromium and manganese.

The matrix spike and matrix spike duplicate recovered below control limits for antimony.

GENERAL CHEMISTRY:
TestAmerica's St. Louis laboratory analyzed the gross alpha beta.

METHODS SUMMARY

C8H150236

PARAMETER	ANALYTICAL METHOD	PREPARATION METHOD
Gross Alpha/Beta EPA 900	EPA 900.0 MOD	
Mercury in Solid Waste (Manual Cold-Vapor)	SW846 7471A	SW846 7471A
PCBs by SW-846 8082	SW846 8082	SW846 3541
Semivolatile Organic Compounds by GC/MS	SW846 8270C	SW846 3541
Total Residue as Percent Solids	SM20 2540G	
Trace Inductively Coupled Plasma (ICP) Metals	SW846 6010B	SW846 3050B
Volatile Organics by GC/MS	SW846 8260B	SW846 5030B/826

References:

EPA "EASTERN ENVIRONMENTAL RADIATION FACILITY RADIOCHEMISTRY PROCEDURES MANUAL" US EPA EPA 520/5-84-006 AUGUST 1984

SM20 "STANDARD METHODS FOR THE EXAMINATION OF WATER AND WASTEWATER", 20TH EDITION."

SW846 "Test Methods for Evaluating Solid Waste, Physical/Chemical Methods", Third Edition, November 1986 and its updates.

SAMPLE SUMMARY

C8H150236

WO #	SAMPLE#	CLIENT SAMPLE ID	SAMPLED DATE	SAMP TIME
KT8EG	001	TP-11-06	08/12/08	10:30
KT8ET	002	TP-5-06	08/12/08	11:50
KT8EW	003	TP-16-05	08/12/08	12:55
KT8E4	004	TP-10-0506	08/12/08	15:35
KT8E8	005	TP-9-0405	08/12/08	16:30
KT8FD	006	TP-13-0506	08/12/08	17:10
KT8FH	007	TP-7-0506	08/13/08	08:15
KT8FK	008	TP-20-0506	08/13/08	09:10
KT8FL	009	TP-8-0506	08/13/08	09:50
KT8G0	010	TP-19-0506	08/13/08	11:00
KT8G1	011	TP-6-0506	08/13/08	13:15
KT8G3	012	TP-3-0506	08/13/08	14:00
KT8G5	013	TP-1-0506	08/13/08	14:55
KT8G6	014	TP-14-0506	08/13/08	15:45
KT8HG	015	TP-15-0506	08/13/08	16:20
KT8HJ	016	TP-2-0708	08/14/08	08:10
KT8HN	017	TP-18-0607	08/14/08	09:00
KT8H0	018	TP-12-0708	08/14/08	13:05
KT8JD	019	TP-4-0506	08/14/08	15:20
KT8JE	020	TP-17-0506	08/14/08	16:00

NOTE(S):

- The analytical results of the samples listed above are presented on the following pages.
- All calculations are performed before rounding to avoid round-off errors in calculated results.
- Results noted as "ND" were not detected at or above the stated limit.
- This report must not be reproduced, except in full, without the written approval of the laboratory.
- Results for the following parameters are never reported on a dry weight basis: color, corrosivity, density, flashpoint, ignitability, layers, odor, paint filter test, pH, porosity pressure, reactivity, redox potential, specific gravity, spot tests, solids, solubility, temperature, viscosity, and weight.

C8H150236

Chain of Custody Record

Temperature on Receipt _____

Drinking Water? Yes ☐ No ☐

TestAmerica
THE LEADER IN ENVIRONMENTAL TESTING

TAL-4124 (1007)

Client	Project Manager	Date	Chain of Custody Number
Tetra Tech NUS	Tony Apanavage	8/14/08	093749
Address	**Telephone Number (Area Code)/Fax Number**	**Lab Number**	**Page** 1 of 2
20251 Century Blvd Suite 200	301 - 528- 3021		
City / **State** / **Zip Code**	**Site Contact**	**Lab Contact**	
Germantown / MD / 20874	Tony Apanavage		
Project Name and Location (State)	**Carrier/Waybill Number**		
Martin State Airport, Strawberry Pt, MD			
Contract/Purchase Order/Quote No.			

Sample I.D. No. and Description (Containers for each sample may be combined on one line)	Date	Time	Matrix: Air	Aqueous	Sed.	Soil	Containers & Preservatives: Unpres.	H2SO4	HNO3	HCl	NaOH	ZnAc/ NaOH	Analysis: SVOCs	Metals	VOCs	Radiochemistry	PCBs
TP-11-06 ✓	8/12/08	1030				X	X						X	X	X		
TP-5-06 ✓	8/12/08	1150				X	X						X	X	X	X	
TP-16-05 ✓	8/12/08	1255				X	X						X	X	X		
TP-10-0506 ✓	8/12/08	1535				X	X						X	X	X	X	
TP-9-0405 ✓	8/12/08	1630				X	X						X	X	X		
TP-13-0506 ✓	8/12/08	1710				X	X						X	X	X		X
TP-7-0506 ✓	8/13/08	0815				X	X						X	X	X	X	
TP-20-0506 ✓	8/13/08	0910				X	X						X	X	X		X
TP-8-0506 ✓	8/13/08	0950				X	X						X	X	X		
TP-19-0506 ✓	8/13/08	1100				X	X						X	X	X		
TP-6-0506 ✓	8/13/08	1315				X	X						X	X	X		
TP-3-0506 ✓	8/13/08	1400				X	X						X	X	X	X	

Special Instructions/ Conditions of Receipt

Possible Hazard Identification
☐ Non-Hazard ☐ Flammable ☐ Skin Irritant ☐ Poison B ☐ Unknown

Sample Disposal
☐ Return To Client ☐ Disposal By Lab ☐ Archive For _____ Months (A fee may be assessed if samples are retained longer than 1 month)

Turn Around Time Required
☐ 24 Hours ☐ 48 Hours ☐ 7 Days ☐ 14 Days ☐ 21 Days ☐ Other _____

QC Requirements (Specify)

	Relinquished By	Date	Time	Received By	Date	Time
1.	David Zoff	8/14/08	1745			
2.						
3.						

Comments

DISTRIBUTION: WHITE - Returned to Client with Report; CANARY - Stays with the Sample; PINK - Field Copy

7

(1 - 339)

C8H150236

Chain of Custody Record

Temperature on Receipt _____

Drinking Water? Yes ☐ No ☐

TestAmerica
THE LEADER IN ENVIRONMENTAL TESTING

TAL-4124 (1007)

Client: Tetra Tech NUS	Project Manager: Tony Afanuvoge	Date: 8/14/08	Chain of Custody Number: 093750
Address: 20251 Century Blvd Suite 200	Telephone Number (Area Code)/Fax Number: 301-528-3021	Lab Number:	Page 2 of 2
City: Germantown / State: MD / Zip Code: 20874	Site Contact: Tony Afanuvoge	Lab Contact:	
Project Name and Location (State): Martin State Airport, Strawberry Pt, MD	Carrier/Waybill Number:		
Contract/Purchase Order/Quote No.			

Sample I.D. No. and Description (Containers for each sample may be combined on one line)	Date	Time	Matrix: Air	Aqueous	Sed.	Soil	Containers & Preservatives: Unpres.	H2SO4	HNO3	HCl	NaOH	ZnAc/NaOH	Analysis: SVOCs	Metals	VOCs	Radioactivity	PCBs	Special Instructions/ Conditions of Receipt
TP-1-0506 ✓	8/13/08	1455				X	X						X	X	X			
TP-14-0506 ✓	8/13/08	1575				X	X						X	X	X			
TP-15-0506 ✓	8/13/08	1620				X	X						X	X	X	X	X	
TP-2-0708 ✓	8/14/08	0810				X	X						X	X	X			
TP-18-0607 ✓	8/14/08	0900				X	X						X	X	X		X	
TP-12-0708 ✓	8/14/08	1205				X	X						X	X	X			
TP-4-0506 ✓	8/14/08	1520				X	X						X	X	X			
TP-17-0506 ✓	8/14/08	1600				X	X						X	X	X		X	

Possible Hazard Identification
☐ Non-Hazard ☐ Flammable ☐ Skin Irritant ☐ Poison B ☐ Unknown

Sample Disposal
☐ Return To Client ☐ Disposal By Lab ☐ Archive For _____ Months (A fee may be assessed if samples are retained longer than 1 month)

Turn Around Time Required
☐ 24 Hours ☐ 48 Hours ☐ 7 Days ☐ 14 Days ☐ 21 Days ☐ Other _____

QC Requirements (Specify)

	Date	Time		Date	Time
1. Relinquished By: David J Wert	8/14/08	1745	1. Received By		
2. Relinquished By			2. Received By		
3. Relinquished By			3. Received By	8-15-08	1020

Comments

DISTRIBUTION: WHITE - Returned to Client with Report; CANARY - Stays with the Sample; PINK - Field Copy

8

(1 - 339)

TestAmerica Pittsburgh

Metals Data Reporting Form

Initial Calibration Verification Standar

Instrument: ICPST **Units:** ug/L

Chart Number: T80828A.ARC **Acceptable Range:** 90% - 110%

Standard Source: Inorganic Ventures **Standard ID:** MET3830-08

Element	WL/ Mass	True Conc	ICV1-1 8/28/2008 10:36 AM Found	% Rec	Found	% Rec	Found	% Rec	Found	% Rec	Found	% Rec
Aluminum	308.215	12500.0	12368.55	**98.9**								
Antimony	220.353	250.0	250.79	**100.3**								
Arsenic	189.042	250.0	251.76	**100.7**								
Barium	493.409	1000.0	1002.63	**100.3**								
Beryllium	313.042	1000.0	1017.69	**101.8**								
Cadmium	226.502	250.0	245.30	**98.1**								
Calcium	317.933	25000.0	26344.53	**105.4**								
Chromium	267.716	1000.0	1014.50	**101.5**								
Cobalt	228.616	1000.0	1014.68	**101.5**								
Copper	324.753	1000.0	1022.17	**102.2**								
Iron	271.441	12500.0	12798.84	**102.4**								
Lead	220.353	250.0	251.30	**100.5**								
Magnesium	279.078	25000.0	25052.77	**100.2**								
Manganese	257.61	1000.0	1002.14	**100.2**								
Nickel	231.604	1000.0	997.02	**99.7**								
Potassium	766.491	50000.0	47462.24	**94.9**								
Selenium	220.353	250.0	249.37	**99.7**								
Silver	328.068	500.0	513.18	**102.6**								
Sodium	330.232	50000.0	48825.81	**97.7**								
Thallium	190.864	500.0	504.67	**100.9**								
Vanadium	292.402	1000.0	1010.23	**101.0**								
Zinc	213.856	1000.0	1038.54	**103.9**								

TestAmerica Pittsburgh

Metals Data Reporting Form

Initial Calibration Verification Standar

Instrument: CVAA **Units:** ug/L

Chart Number: G80826B.PRN **Acceptable Range:** 90% - 110%

Standard Source: Ultra **Standard ID:** MET4228-08

Element	WL/ Mass	True Conc	ICV6-1 8/26/2008 2:29 PM Found	% Rec	Found	% Rec	Found	% Rec	Found	% Rec	Found	% Rec
Mercury	253.7	2.5	2.39	95.6								

5.11.0 *Form 2A Equivalent*

TestAmerica Pittsburgh

Metals Data Reporting Form

Continuing Calibration Verification

Instrument: ICPST **Units:** ug/L

Chart Number: T80828A.ARC **Acceptable Range:** 90% - 110%

Standard Source: Inorganic Ventures **Standard ID:** MET4087-08

Element	WL/ Mass	True Conc	CCV1-1 8/28/2008 11:43 AM Found	% Rec	CCV1-2 8/28/2008 12:49 PM Found	% Rec	CCV1-3 8/28/2008 1:56 PM Found	% Rec	CCV1-4 8/28/2008 3:02 PM Found	% Rec	CCV1-5 8/28/2008 4:10 PM Found	% Rec
Aluminum	308.215	25000.0	24730.78	**98.9**	24703.00	**98.8**	24732.48	**98.9**	24779.63	**99.1**	24800.14	**99.2**
Antimony	220.353	500.0	506.77	**101.4**	507.25	**101.5**	505.03	**101.0**	507.02	**101.4**	506.47	**101.3**
Arsenic	189.042	500.0	500.24	**100.0**	502.85	**100.6**	504.79	**101.0**	501.18	**100.2**	504.49	**100.9**
Barium	493.409	2000.0	2028.10	**101.4**	2015.07	**100.8**	2022.80	**101.1**	2020.56	**101.0**	2005.72	**100.3**
Beryllium	313.042	2000.0	2015.01	**100.8**	2029.70	**101.5**	2046.78	**102.3**	2037.95	**101.9**	2024.24	**101.2**
Cadmium	226.502	500.0	485.87	**97.2**	488.71	**97.7**	491.98	**98.4**	491.49	**98.3**	490.85	**98.2**
Calcium	317.933	50000.0	50336.37	**100.7**	50626.05	**101.3**	50949.12	**101.9**	51026.22	**102.1**	51091.00	**102.2**
Chromium	267.716	2000.0	1979.47	**99.0**	1983.52	**99.2**	1995.05	**99.8**	1998.41	**99.9**	2002.13	**100.1**
Cobalt	228.616	2000.0	1978.28	**98.9**	1988.78	**99.4**	2001.59	**100.1**	2003.70	**100.2**	2003.96	**100.2**
Copper	324.753	2000.0	2046.12	**102.3**	2039.93	**102.0**	2041.33	**102.1**	2041.85	**102.1**	2036.21	**101.8**
Iron	271.441	25000.0	25172.54	**100.7**	25290.98	**101.2**	25450.56	**101.8**	25475.60	**101.9**	25478.43	**101.9**
Lead	220.353	500.0	495.50	**99.1**	496.67	**99.3**	500.12	**100.0**	496.49	**99.3**	498.48	**99.7**
Magnesium	279.078	50000.0	49435.35	**98.9**	49655.01	**99.3**	50077.88	**100.2**	50038.55	**100.1**	49949.33	**99.9**
Manganese	257.61	2000.0	1987.73	**99.4**	1991.20	**99.6**	2001.20	**100.1**	1996.82	**99.8**	1999.54	**100.0**
Nickel	231.604	2000.0	1961.90	**98.1**	1974.17	**98.7**	1984.31	**99.2**	1981.69	**99.1**	1978.72	**98.9**
Potassium	766.491	125000.0	119948.70	**96.0**	119274.93	**95.4**	119228.63	**95.4**	119753.74	**95.8**	120019.47	**96.0**
Selenium	220.353	500.0	498.06	**99.6**	502.83	**100.6**	502.14	**100.4**	499.63	**99.9**	500.69	**100.1**
Silver	328.068	1000.0	1027.70	**102.8**	1030.20	**103.0**	1035.68	**103.6**	1033.62	**103.4**	1026.21	**102.6**
Sodium	330.232	125000.0	122553.62	**98.0**	122475.16	**98.0**	122715.11	**98.2**	122812.42	**98.2**	122484.45	**98.0**
Thallium	190.864	1000.0	987.05	**98.7**	995.30	**99.5**	997.42	**99.7**	996.68	**99.7**	1003.96	**100.4**
Vanadium	292.402	2000.0	2006.14	**100.3**	2014.73	**100.7**	2027.22	**101.4**	2027.76	**101.4**	2025.68	**101.3**
Zinc	213.856	2000.0	2026.64	**101.3**	2033.50	**101.7**	2046.17	**102.3**	2047.71	**102.4**	2054.21	**102.7**

5.22.0

Form 2A Equivalent

TestAmerica Pittsburgh

Metals Data Reporting Form

Continuing Calibration Verification

Instrument: CVAA **Units:** ug/L

Chart Number: G80826B.PRN **Acceptable Range:** 80% - 120%

Standard Source: Inorganic Ventures **Standard ID:** MET4230-08

Element	WL/ Mass	True Conc	CCV6-1 8/26/2008 2:34 PM Found	% Rec	CCV6-2 8/26/2008 2:55 PM Found	% Rec	CCV6-3 8/26/2008 3:16 PM Found	% Rec	CCV6-4 8/26/2008 3:37 PM Found	% Rec	CCV6-5 8/26/2008 3:57 PM Found	% Rec
Mercury	253.7	5.0	4.98	**99.6**	5.03	**100.6**	4.92	**98.4**	4.90	**98.0**	5.02	**100.4**

5.11.0 *Form 2A Equivalent*

TestAmerica Pittsburgh

Metals Data Reporting Form

Continuing Calibration Verification

Instrument: CVAA **Units:** ug/L

Chart Number: G80826B.PRN **Acceptable Range:** 80% - 120%

Standard Source: Inorganic Ventures **Standard ID:** MET4230-08

Element	WL/ Mass	True Conc	CCV6-6 8/26/2008 4:18 PM Found	% Rec	Found	% Rec	Found	% Rec	Found	% Rec	Found	% Rec
Mercury	253.7	5.0	4.90	98.0								

TestAmerica Pittsburgh

Metals Data Reporting Form

Contract Required Detection Limit Standard

Instrument: ICPST **Units:** ug/L

Chart Number: T80828A.ARC **Acceptable Range:** 50% - 150%

Standard Source: Inorganic Ventures **Standard ID:** MET3443-08

Element	WL/ Mass	True Conc	CRA/RLV 8/28/2008 10:48 AM Found	% Rec	Found	% Rec	Found	% Rec	Found	% Rec	Found	% Rec
Aluminum	308.215	200.0	200.18	**100.1**								
Antimony	220.353	10.0	9.95	**99.5**								
Arsenic	189.042	10.0	11.77	**117.7**								
Barium	493.409	200.0	202.64	**101.3**								
Beryllium	313.042	4.0	4.09	**102.3**								
Cadmium	226.502	5.0	5.05	**101.0**								
Calcium	317.933	5000.0	5154.12	**103.1**								
Chromium	267.716	5.0	4.11	**82.2**								
Cobalt	228.616	50.0	50.44	**100.9**								
Copper	324.753	25.0	25.20	**100.8**								
Iron	271.441	100.0	97.49	**97.5**								
Lead	220.353	3.0	2.24	**74.7**								
Magnesium	279.078	5000.0	4926.21	**98.5**								
Manganese	257.61	15.0	14.98	**99.9**								
Nickel	231.604	40.0	38.42	**96.1**								
Potassium	766.491	5000.0	4392.47	**87.8**								
Selenium	220.353	5.0	5.00	**100.0**								
Silver	328.068	5.0	5.48	**109.6**								
Sodium	330.232	5000.0	4940.90	**98.8**								
Thallium	190.864	10.0	12.40	**124.0**								
Vanadium	292.402	50.0	49.83	**99.7**								
Zinc	213.856	20.0	22.14	**110.7**								

TestAmerica Pittsburgh

Metals Data Reporting Form

Contract Required Detection Limit Standard

Instrument: CVAA **Units:** ug/L

Chart Number: G80826B.PRN **Acceptable Range:** 50% - 150%

Standard Source: Ultra **Standard ID:** MET4229-08

Element	WL/ Mass	True Conc	CRA/RLV 8/26/2008 2:33 PM Found	% Rec	Found	% Rec	Found	% Rec	Found	% Rec	Found	% Rec
Mercury	253.7	0.2	0.18	88.0								

TestAmerica Pittsburgh

Metals Data Reporting Form

Initial Calibration Blank Results

Instrument: ICPST **Units:** ug/L

Chart Number: T80828A.ARC

Standard Source: _____ **Standard ID:** _____

Element	WL/ Mass	Report Limit	ICB1 8/28/2008 10:43 AM Found	Q	Found	Q	Found	Q	Found	Q	Found	Q
Aluminum	308.215	200	14.2	U								
Antimony	220.353	10	0.9	U								
Arsenic	189.042	10	2.3	U								
Barium	493.409	200	**0.5**	**B**								
Beryllium	313.042	4	**0.6**	**B**								
Cadmium	226.502	5	0.5	U								
Calcium	317.933	6000	251.0	U								
Chromium	267.716	5	0.8	U								
Cobalt	228.616	50	**0.6**	**B**								
Copper	324.753	25	1.4	U								
Iron	271.441	100	30.0	U								
Lead	220.353	3	1.6	U								
Magnesium	279.078	5000	**14.5**	**B**								
Manganese	257.61	15	**0.4**	**B**								
Nickel	231.604	40	**-1.3**	**B**								
Potassium	766.491	5000	500.0	U								
Selenium	220.353	5	2.9	U								
Silver	328.068	200	**0.5**	**B**								
Sodium	330.232	5000	**-720.0**	**B**								
Thallium	190.864	10	3.2	U								
Vanadium	292.402	50	2.6	U								
Zinc	213.856	20	3.5	U								

5.22.0

U Result is less than the MDL
B Result is between MDL and RL

Form 3 Equivalent

TestAmerica Pittsburgh

Metals Data Reporting Form

Continuing Calibration Blank Result

Instrument: ICPST **Units:** ug/L

Chart Number: T80828A.ARC

Standard Source: _____ **Standard ID:** _____

Element	WL/ Mass	Report Limit	CCB1 8/28/2008 11:49 AM Found	Q	CCB2 8/28/2008 12:55 PM Found	Q	CCB3 8/28/2008 2:01 PM Found	Q	CCB4 8/28/2008 3:07 PM Found	Q	CCB5 8/28/2008 4:16 PM Found	Q
Aluminum	308.215	200	14.2	U	14.2	U	14.2	U	14.2	U	14.2	U
Antimony	220.353	10	0.9	U	0.9	U	0.9	U	0.9	U	0.9	U
Arsenic	189.042	10	2.3	U	2.3	U	2.3	U	2.3	U	2.3	U
Barium	493.409	200	0.4	U	0.5	B	0.4	U	0.4	U	0.4	U
Beryllium	313.042	4	0.3	B	0.4	B	0.5	B	0.5	B	0.5	B
Cadmium	226.502	5	0.5	U	0.5	U	0.5	U	0.5	U	0.5	U
Calcium	317.933	6000	251.0	U	251.0	U	251.0	U	251.0	U	251.0	U
Chromium	267.716	5	-1.4	B	0.8	U	-1.1	B	-0.9	B	-1.2	
Cobalt	228.616	50	0.4	U	0.5	B	0.4	U	0.6	B	0.4	U
Copper	324.753	25	1.4	U	1.4	U	-1.5	B	1.4	U	1.4	U
Iron	271.441	100	30.0	U	30.0	U	30.0	U	30.0	U	30.0	U
Lead	220.353	3	1.6	U	1.6	U	1.6	U	1.6	U	1.6	U
Magnesium	279.078	5000	13.1	U	13.1	U	13.1	U	13.1	U	13.1	U
Manganese	257.61	15	0.3	U	0.3	U	0.3	U	0.3	U	0.3	U
Nickel	231.604	40	-2.4	B	-1.7	B	-2.5	B	-2.3	B	-2.3	
Potassium	766.491	5000	500.0	U	500.0	U	500.0	U	500.0	U	500.0	U
Selenium	220.353	5	2.9	U	2.9	U	2.9	U	2.9	U	2.9	U
Silver	328.068	200	0.4	U	0.7	B	0.4	U	0.4	U	0.4	U
Sodium	330.232	5000	-730.0	B	-650.0	B	-820.0	B	-760.0	B	-710.0	
Thallium	190.864	10	3.2	U	3.7	B	3.2	U	3.4	B	3.3	
Vanadium	292.402	50	2.6	U	2.6	U	2.6	U	2.6	U	2.6	U
Zinc	213.856	20	3.5	U	3.5	U	3.5	U	3.5	U	3.5	U

? Lab did not include U

5.22.0

U Result is less than the MDL
B Result is between MDL and RL

Form 3 Equivalent

Method: METTRACE Sample Name: CCB5 Operator: RJG
Run Time: 08/28/08 16:16:23
Comment: TESTAMERICA PITTSBURGH ICP METALS ANALYSIS-INST TRACEICP
Mode: CONC Corr. Factor: 1

Elem	AG	AL	AS	B_	BA	BE	CA
Units	ppm	ppm	ppm	ppm	ppm	ppm	ppm
Avge	.00012	-.00419	-.00053	.00147	.00020	.00048	.01265
SDev	.00029	.00218	.00067	.00080	.00013	.00012	.00559
%RSD	241.77	51.913	124.87	54.408	65.524	24.595	44.205
#1	.00039	-.00358	.00022	.00237	.00006	.00036	.00657
#2	-.00019	-.00239	-.00103	.00119	.00031	.00059	.01757
#3	.00016	-.00661	-.00079	.00084	.00023	.00048	.01382
Errors	LC Pass	LC Pass	LC Pass	LC Pass	LC Pass	LC Pass	LC Pass
High	.00500	.20000	.01000	.20000	.20000	.00400	5.0000
Low	-.00500	-.20000	-.01000	-.20000	-.20000	-.00400	-5.0000

Elem	CD	CO	CR	CU	FE	K_	MG
Units	ppm	ppm	ppm	ppm	ppm	ppm	ppm
Avge	.00007	.00034	-.00118	-.00091	-.00009	.18212	.00605
SDev	.00012	.00001	.00012	.00030	.00611	.00354	.00345
%RSD	173.96	4.2615	10.047	33.173	6681.0	1.9437	56.984
#1	.00002	.00036	-.00130	-.00056	.00616	.18020	.00229
#2	.00020	.00033	-.00116	-.00107	-.00037	.18621	.00905
#3	-.00002	.00033	-.00106	-.00110	-.00606	.17996	.00681
Errors	LC Pass	LC Pass	LC Pass	LC Pass	LC Pass	LC Pass	LC Pass
High	.00500	.05000	.00500	.02500	.10000	5.0000	5.0000
Low	-.00500	-.05000	-.00500	-.02500	-.10000	-5.0000	-5.0000

Elem	MN	MO	NA	NI	PB/1	PB/2	PB
Units	ppm	ppm	ppm	ppm	ppm	ppm	ppm
Avge	-.00006	.00811	-.71155	-.00227	.00097	-.00085	-.00024
SDev	.00010	.00375	.21623	.00030	.00069	.00103	.00046
%RSD	171.10	46.246	30.389	13.143	71.315	121.95	189.62
#1	-.00016	.01232	-.53305	-.00260	.00039	.00000	.00013
#2	.00004	.00687	-.64960	-.00220	.00079	-.00055	-.00010
#3	-.00006	.00513	-.95200	-.00202	.00173	-.00200	-.00075
Errors	LC Pass	LC Pass	LC Pass	LC Pass	NOCHECK	NOCHECK	LC Pass
High	.01500	.04000	5.0000	.04000			.00300
Low	-.01500	-.04000	-5.0000	-.04000			-.00300

Elem	SB/1	SB/2	SB	SE/1	SE/2	SE	SI
Units	ppm	ppm	ppm	ppm	ppm	ppm	ppm
Avge	-.00012	-.00040	-.00031	.00225	.00072	.00123	-.00387
SDev	.00198	.00040	.00040	.00106	.00084	.00063	.00088
%RSD	1586.6	100.50	131.53	47.056	115.86	51.365	22.809
#1	.00016	-.00053	-.00030	.00321	.00124	.00190	-.00385
#2	.00170	-.00071	.00010	.00112	.00117	.00115	-.00300

High			.06000			.00500	.50000
Low			-.06000			-.00500	-.50000
Elem	SN	SR	TI	TL	V_	ZN	
Units	ppm	ppm	ppm	ppm	ppm	ppm	
Avge	.00089	.00014	.00055	.00330	-.00022	-.00020	
SDev	.00044	.00013	.00007	.00198	.00029	.00038	
%RSD	49.859	92.119	12.920	59.818	132.27	189.06	
#1	.00139	.00003	.00047	.00529	-.00054	-.00049	
#2	.00053	.00028	.00059	.00328	.00003	.00023	
#3	.00075	.00011	.00059	.00134	-.00016	-.00036	
Errors	LC Pass	LC Pass	LC Pass	LC Pass	LC Pass	LC Pass	
High	.10000	.05000	.05000	.01000	.05000	.02000	
Low	-.10000	-.05000	-.05000	-.01000	-.05000	-.02000	
IntStd	1	2	3	4	5	6	7
Mode	Counts	NOTUSED	NOTUSED	NOTUSED	NOTUSED	NOTUSED	NOTUSED
Elem	Y	--	--	--	--	--	--
Wavlen	371.030	--	--	--	--	--	--
Avge	30999	--	--	--	--	--	--
SDev	67.05150	--	--	--	--	--	--
%RSD	.2163046	--	--	--	--	--	--
#1	31066	--	--	--	--	--	--
#2	30998	--	--	--	--	--	--
#3	30932	--	--	--	--	--	--

TestAmerica Pittsburgh

Metals Data Reporting Form

Initial Calibration Blank Results

Instrument: CVAA **Units:** ug/L

Chart Number: G80826B.PRN

Standard Source: _____ **Standard ID:** _____

Element	WL/ Mass	Report Limit	ICB1 8/26/2008 2:31 PM Found	Q	Found	Q	Found	Q	Found	Q	Found	Q
Mercury	253.7	0.2	0.0	U								

5.11.0

U Result is less than the MDL
B Result is between MDL and RL

Form 3 Equivalent

TestAmerica Pittsburgh

Metals Data Reporting Form

Continuing Calibration Blank Result

Instrument: CVAA **Units:** ug/L

Chart Number: G80826B.PRN

Standard Source: _____ **Standard ID:** _____

Element	WL/ Mass	Report Limit	CCB1 8/26/2008 2:36 PM Found	Q	CCB2 8/26/2008 2:57 PM Found	Q	CCB3 8/26/2008 3:17 PM Found	Q	CCB4 8/26/2008 3:38 PM Found	Q	CCB5 8/26/2008 3:59 PM Found	Q
Mercury	253.7	0.2	0.0	U	0.0	U	0.0	U	0.0	U	0.0	U

U Result is less than the MDL
B Result is between MDL and RL

Form 3 Equivalent

TestAmerica Pittsburgh

Metals Data Reporting Form

Continuing Calibration Blank Result

Instrument: CVAA **Units:** ug/L

Chart Number: G80826B.PRN

Standard Source: _____ **Standard ID:** _____

Element	WL/ Mass	Report Limit	CCB6 8/26/2008 4:20 PM Found	Q	Found	Q	Found	Q	Found	Q	Found	Q
Mercury	253.7	0.2	0.0	U								

5.11.0

U Result is less than the MDL
B Result is between MDL and RL

Form 3 Equivalent

METHOD BLANK REPORT

TOTAL Metals

Client Lot #...: C8H150236 **Matrix.....:** SOLID

PARAMETER	RESULT	REPORTING LIMIT	UNITS	METHOD	PREPARATION-ANALYSIS DATE	WORK ORDER #
MB Lot-Sample #: C8H260000-203 **Prep Batch #...:** 8239203						
Silver	ND	0.50	mg/kg	SW846 6010B	08/26-08/28/08	KVRHG1AA
		Dilution Factor: 1				
		Analysis Time..: 13:01		Analyst ID.....: 022952	Instrument ID..: TRA	
Aluminum	ND	20.0	mg/kg	SW846 6010B	08/26-08/28/08	KVRHG1AC
		Dilution Factor: 1				
		Analysis Time..: 13:01		Analyst ID.....: 022952	Instrument ID..: TRA	
Arsenic	ND	1.0	mg/kg	SW846 6010B	08/26-08/28/08	KVRHG1AD
		Dilution Factor: 1				
		Analysis Time..: 13:01		Analyst ID.....: 022952	Instrument ID..: TRA	
Barium	ND	20.0	mg/kg	SW846 6010B	08/26-08/28/08	KVRHG1AE
		Dilution Factor: 1				
		Analysis Time..: 13:01		Analyst ID.....: 022952	Instrument ID..: TRA	
Beryllium	ND	0.40	mg/kg	SW846 6010B	08/26-08/28/08	KVRHG1AF
		Dilution Factor: 1				
		Analysis Time..: 13:01		Analyst ID.....: 022952	Instrument ID..: TRA	
Calcium	ND	500	mg/kg	SW846 6010B	08/26-08/28/08	KVRHG1AG
		Dilution Factor: 1				
		Analysis Time..: 13:01		Analyst ID.....: 022952	Instrument ID..: TRA	
Cadmium	ND	0.50	mg/kg	SW846 6010B	08/26-08/28/08	KVRHG1AH
		Dilution Factor: 1				
		Analysis Time..: 13:01		Analyst ID.....: 022952	Instrument ID..: TRA	
Cobalt	ND	5.0	mg/kg	SW846 6010B	08/26-08/28/08	KVRHG1AJ
		Dilution Factor: 1				
		Analysis Time..: 13:01		Analyst ID.....: 022952	Instrument ID..: TRA	
Chromium	ND	0.50	mg/kg	SW846 6010B	08/26-08/28/08	KVRHG1AK
		Dilution Factor: 1				
		Analysis Time..: 13:01		Analyst ID.....: 022952	Instrument ID..: TRA	
Copper	ND	2.5	mg/kg	SW846 6010B	08/26-08/28/08	KVRHG1AL
		Dilution Factor: 1				
		Analysis Time..: 13:01		Analyst ID.....: 022952	Instrument ID..: TRA	
Iron	ND	10.0	mg/kg	SW846 6010B	08/26-08/28/08	KVRHG1AM
		Dilution Factor: 1				
		Analysis Time..: 13:01		Analyst ID.....: 022952	Instrument ID..: TRA	

(Continued on next page)

METHOD BLANK REPORT

TOTAL Metals

Client Lot #...: C8H150236 **Matrix.....:** SOLID

PARAMETER	RESULT	REPORTING LIMIT	UNITS	METHOD	PREPARATION-ANALYSIS DATE	WORK ORDER #
Potassium	ND	500	mg/kg	SW846 6010B	08/26-08/28/08	KVRHG1AN
		Dilution Factor: 1				
		Analysis Time..: 13:01		Analyst ID.....: 022952	Instrument ID..: TRA	
Magnesium	ND	500	mg/kg	SW846 6010B	08/26-08/28/08	KVRHG1AP
		Dilution Factor: 1				
		Analysis Time..: 13:01		Analyst ID.....: 022952	Instrument ID..: TRA	
Manganese	ND	1.5	mg/kg	SW846 6010B	08/26-08/28/08	KVRHG1AQ
		Dilution Factor: 1				
		Analysis Time..: 13:01		Analyst ID.....: 022952	Instrument ID..: TRA	
Sodium	ND	500	mg/kg	SW846 6010B	08/26-08/28/08	KVRHG1AR
		Dilution Factor: 1				
		Analysis Time..: 13:01		Analyst ID.....: 022952	Instrument ID..: TRA	
Nickel	ND	4.0	mg/kg	SW846 6010B	08/26-08/28/08	KVRHG1AT
		Dilution Factor: 1				
		Analysis Time..: 13:01		Analyst ID.....: 022952	Instrument ID..: TRA	
Lead	ND	0.30	mg/kg	SW846 6010B	08/26-08/28/08	KVRHG1AU
		Dilution Factor: 1				
		Analysis Time..: 13:01		Analyst ID.....: 022952	Instrument ID..: TRA	
Selenium	ND	0.50	mg/kg	SW846 6010B	08/26-08/28/08	KVRHG1AV
		Dilution Factor: 1				
		Analysis Time..: 13:01		Analyst ID.....: 022952	Instrument ID..: TRA	
Thallium	ND	1.0	mg/kg	SW846 6010B	08/26-08/28/08	KVRHG1AW
		Dilution Factor: 1				
		Analysis Time..: 13:01		Analyst ID.....: 022952	Instrument ID..: TRA	
Antimony	ND	1.0	mg/kg	SW846 6010B	08/26-08/28/08	KVRHG1AX
		Dilution Factor: 1				
		Analysis Time..: 13:01		Analyst ID.....: 022952	Instrument ID..: TRA	
Vanadium	ND	5.0	mg/kg	SW846 6010B	08/26-08/28/08	KVRHG1A0
		Dilution Factor: 1				
		Analysis Time..: 13:01		Analyst ID.....: 022952	Instrument ID..: TRA	
Zinc	**0.42 B**	**2.0**	**mg/kg**	**SW846 6010B**	**08/26-08/28/08**	**KVRHG1A1**
		Dilution Factor: 1				
		Analysis Time..: 13:01		Analyst ID.....: 022952	Instrument ID..: TRA	

(Continued on next page)

METHOD BLANK REPORT

TOTAL Metals

Client Lot #...: C8H150236 **Matrix.....:** SOLID

PARAMETER	RESULT	REPORTING LIMIT	UNITS	METHOD	PREPARATION-ANALYSIS DATE	WORK ORDER #
MB Lot-Sample #: C8H260000-260 **Prep Batch #...:** 8239260						
Mercury	ND	0.033	mg/kg	SW846 7471A	08/26/08	KVRPT1AA

Dilution Factor: 1
Analysis Time..: 14:38 Analyst ID.....: 401509 Instrument ID..: HGH

NOTE(S):

Calculations are performed before rounding to avoid round-off errors in calculated results.

B Estimated result. Result is less than RL.

TestAmerica Pittsburgh

Metals Data Reporting Form

Interference Check Standard A

Instrument: ICPST **Units:** ug/L

Chart Number: T80828A.ARC **Acceptable Range:** 80% - 120%

Standard Source: Inorganic Ventures **Standard ID:** MET4086-08

Element	WL/ Mass	Reporting Limit	True Conc	ICSA 8/28/2008 10:54 AM Found	Found	Found	Found	Found
Aluminum	308.215		500000	486000				
Antimony	220.353	10		-2				
Arsenic	189.042	10		0				
Barium	493.409	200		1				
Beryllium	313.042	4		0				
Cadmium	226.502	5		1				
Calcium	317.933		500000	487000				
Chromium	267.716	5		-1				
Cobalt	228.616	50		0				
Copper	324.753	25		-3				
Iron	271.441		200000	200000				
Lead	220.353	3		-1				
Magnesium	279.078		500000	518000				
Manganese	257.61	15		7				
Nickel	231.604	40		-1				
Potassium	766.491	5000		192				
Selenium	220.353	5		-3				
Silver	328.068	200		0				
Sodium	330.232	5000		-920				
Thallium	190.864	10		0				
Vanadium	292.402	50		-1				
Zinc	213.856	20		5				

5.22.0

U Result is less than the MDL
B Result is between MDL and RL

Form 4 Equivalent

TestAmerica Pittsburgh

Metals Data Reporting Form

Interference Check Standard AB

Instrument: ICPST **Units:** ug/L

Chart Number: T80828A.ARC **Acceptable Range:** 80% - 120%

Standard Source: Inorganic Ventures **Standard ID:** MET3154-08

Element	WL/ Mass	True Conc	ICSAB 8/28/2008 10:59 AM Found	% Rec	Found	% Rec	Found	% Rec	Found	% Rec	Found	% Rec
Aluminum	308.215	500000	484965.3	**97.0**								
Antimony	220.353	1000	1020.7	**102.1**								
Arsenic	189.042	1000	995.8	**99.6**								
Barium	493.409	500	530.4	**106.1**								
Beryllium	313.042	500	496.7	**99.3**								
Cadmium	226.502	1000	934.3	**93.4**								
Calcium	317.933	500000	481732.6	**96.3**								
Chromium	267.716	500	490.3	**98.1**								
Cobalt	228.616	500	478.3	**95.7**								
Copper	324.753	500	545.0	**109.0**								
Iron	271.441	200000	198756.5	**99.4**								
Lead	220.353	1000	960.3	**96.0**								
Magnesium	279.078	500000	512393.0	**102.5**								
Manganese	257.61	500	501.1	**100.2**								
Nickel	231.604	1000	936.2	**93.6**								
Potassium	766.491	10000	10239.2	**102.4**								
Selenium	220.353	1000	990.7	**99.1**								
Silver	328.068	1000	1092.2	**109.2**								
Sodium	330.232	10000	10688.1	**106.9**								
Thallium	190.864	1000	967.0	**96.7**								
Vanadium	292.402	500	503.5	**100.7**								
Zinc	213.856	1000	1043.9	**104.4**								

5.22.0

U Result is less than the MDL
B Result is between MDL and RL
N Spike recovery failed

Form 4 Equivalent

SDG C8H150236

Soil

Affected Analyte	Sample	Reported Result	Qualifier	Interferent	Interferent level in ICS	Conc. ICS	Interferent Level	Est. Interference	Validation Action	Validation Action
Sb	TP-1-0506	0.19		Fe	200000	-2	36600	-0.37	J L	na
Ba		41.6			200000	1	36600	0.18	na	na
Cd		0.12			200000	1	36600	0.18	J K	na
Cr		34.4			200000	-1	36600	-0.18	na	na
Cu		17.6			200000	-3	36600	-0.55	na	na
Mn		1200			200000	7	36600	1.28	na	na
K		2540			200000	192	36600	35.14	na	na
Se		0.53	U		200000	-3	36600	-0.55	na	~~J~~ UL
Na		727			200000	-920	36600	-168.36	J L	na
Zn		94.8			200000	5	36600	0.92	na	na

Sb	TP-10-0506	0.31		Fe	200000	-2	38100	-0.38	J L	na
Ba		39.3			200000	1	38100	0.19	na	na
Cd		0.067	U		200000	1	38100	0.19	na	na
Cr		36.1			200000	-1	38100	-0.19	na	na
Cu		21.8			200000	-3	38100	-0.57	na	na
Mn		196			200000	7	38100	1.33	na	na
K		2070			200000	192	38100	36.58	na	na
Se		0.41	U		200000	-3	38100	-0.57	na	~~J~~ UL
Na		34			200000	-920	38100	-175.26	J L	na
Zn		55.5			200000	5	38100	0.95	na	na

Sb	TP-11-06	0.2		Fe	200000	-2	28600	-0.29	J L	na
Ba		35.2			200000	1	28600	0.14	na	na
Cd		0.068	U		200000	1	28600	0.14	na	na
Cr		29.2			200000	-1	28600	-0.14	na	na
Cu		13.5			200000	-3	28600	-0.43	na	na
Mn		228			200000	7	28600	1.00	na	na
K		1770			200000	192	28600	27.46	na	na
Se		0.42	U		200000	-3	28600	-0.43	na	~~J~~ UL
Na		37.3			200000	-920	28600	-131.56	J L	na
Zn		53.7			200000	5	28600	0.72	na	na

Sb	TP-12-0708	0.18	U	Fe	200000	-2	38700	-0.39	na	~~J~~ UL
Ba		46.7			200000	1	38700	0.19	na	na
Cd		0.1			200000	1	38700	0.19	J K	na
Cr		32.5			200000	-1	38700	-0.19	na	na
Cu		18.9			200000	-3	38700	-0.58	na	na

Mn		1130			200000	7	38700	1.35	na	na
K		2480			200000	192	38700	37.15	na	na
Se		0.55	U		200000	-3	38700	-0.58	na	UL
Na		1490			200000	-920	38700	-178.02	L	na
Zn		104			200000	5	38700	0.97	na	na

Sb	TP-14-0506	0.12	U	Fe	200000	-2	22900	-0.23	na	UL
Ba		37.8			200000	1	22900	0.11	na	na
Cd		0.09			200000	1	22900	0.11	K	na
Cr		22.8			200000	-1	22900	-0.11	na	na
Cu		11.5			200000	-3	22900	-0.34	na	na
Mn		765			200000	7	22900	0.80	na	na
K		1590			200000	192	22900	21.98	na	na
Se		0.38	U		200000	-3	22900	-0.34	na	UL
Na		259			200000	-920	22900	-105.34	L	na
Zn		68.3			200000	5	22900	0.57	na	na

Sb	TP-15-0506	0.26		Fe	200000	-2	16200	-0.16	L	na
Ba		21			200000	1	16200	0.08	na	na
Cd		0.067	U		200000	1	16200	0.08	na	na
Cr		33.3			200000	-1	16200	-0.08	na	na
Cu		15.3			200000	-3	16200	-0.24	na	na
Mn		82.5			200000	7	16200	0.57	na	na
K		999			200000	192	16200	15.55	na	na
Se		0.41	U		200000	-3	16200	-0.24	na	UL
Na		64			200000	-920	16200	-74.52	L	na
Zn		28.8			200000	5	16200	0.41	na	na

Sb	TP-16-05	0.17		Fe	200000	-2	18600	-0.19	L	na
Ba		40.2			200000	1	18600	0.09	na	na
Cd		0.068	U		200000	1	18600	0.09	na	na
Cr		25			200000	-1	18600	-0.09	na	na
Cu		15.7			200000	-3	18600	-0.28	na	na
Mn		125			200000	7	18600	0.65	na	na
K		2350			200000	192	18600	17.86	na	na
Se		0.42	U		200000	-3	18600	-0.28	na	UL
Na		63.4			200000	-920	18600	-85.56	L	na
Zn		29.8			200000	5	18600	0.47	na	na

Sb	TP-17-0506	0.16	U	Fe	200000	-2	39600	-0.40	na	UL
Ba		37.5			200000	1	39600	0.20	na	na
Cd		0.2			200000	1	39600	0.20	K	na

Cr		31.9			200000	-1	39600	-0.20	na	na
Cu		19.9			200000	-3	39600	-0.59	na	na
Mn		977			200000	7	39600	1.39	na	na
K		2120			200000	192	39600	38.02	na	na
Se		0.5	U		200000	-3	39600	-0.59	na	UL
Na		184			200000	-920	39600	-182.16	L	na
Zn		104			200000	5	39600	0.99	na	na

Sb	TP-18-0607	0.14	U	Fe	200000	-2	21800	-0.22	na	UL
Ba		28			200000	1	21800	0.11	na	na
Cd		0.59			200000	1	21800	0.11	K	na
Cr		23.4			200000	-1	21800	-0.11	na	na
Cu		15.2			200000	-3	21800	-0.33	na	na
Mn		394			200000	7	21800	0.76	na	na
K		1310			200000	192	21800	20.93	na	na
Se		0.45	U		200000	-3	21800	-0.33	na	UL
Na		21.6	U		200000	-920	21800	-100.28	na	UL
Zn		117			200000	5	21800	0.55	na	na

Sb	TP-2-0708	0.17	U	Fe	200000	-2	39500	-0.40	na	UL
Ba		41.5			200000	1	39500	0.20	na	na
Cd		0.086			200000	1	39500	0.20	K	na
Cr		32.3			200000	-1	39500	-0.20	na	na
Cu		19.1			200000	-3	39500	-0.59	na	na
Mn		1160			200000	7	39500	1.38	na	na
K		2310			200000	192	39500	37.92	na	na
Se		0.53	U		200000	-3	39500	-0.59	na	UL
Na		1220			200000	-920	39500	-181.70	L	na
Zn		98.2			200000	5	39500	0.99	na	na

Sb	TP-3-0506	0.11	U	Fe	200000	-2	12100	-0.12	na	UL
Ba		38			200000	1	12100	0.06	na	na
Cd		0.055	U		200000	1	12100	0.06	na	na
Cr		13.6			200000	-1	12100	-0.06	na	na
Cu		6.1			200000	-3	12100	-0.18	na	na
Mn		52.3			200000	7	12100	0.42	na	na
K		345			200000	192	12100	11.62	na	na
Se		0.34	U		200000	-3	12100	-0.18	na	UL
Na		16.3	U		200000	-920	12100	-55.66	na	UL
Zn		33.5			200000	5	12100	0.30	na	na

Sb	TP-4-0506	0.17	U	Fe	200000	-2	36600	-0.37	na	UL

Ba		39.4			200000	1	36600	0.18	na	na
Cd		0.1			200000	1	36600	0.18	~~J~~K	na
Cr		30.8			200000	-1	36600	-0.18	na	na
Cu		15.6			200000	-3	36600	-0.55	na	na
Mn		2070			200000	7	36600	1.28	na	na
K		2610			200000	192	36600	35.14	na	na
Se		0.54	U		200000	-3	36600	-0.55	na	~~J~~UL
Na		896			200000	-920	36600	-168.36	~~J~~L	na
Zn		87			200000	5	36600	0.92	na	na

Sb	TP-5-06	0.15	U	Fe	200000	-2	22000	-0.22	na	~~J~~UL
Ba		32.2			200000	1	22000	0.11	na	na
Cd		0.3			200000	1	22000	0.11	~~J~~K	na
Cr		32			200000	-1	22000	-0.11	na	na
Cu		20			200000	-3	22000	-0.33	na	na
Mn		299			200000	7	22000	0.77	na	na
K		1440			200000	192	22000	21.12	na	na
Se		0.47			200000	-3	22000	-0.33	~~J~~L	na
Na		22.3	U		200000	-920	22000	-101.20	na	~~J~~ UL
Zn		101			200000	5	22000	0.55	na	na

Sb	TP-6-0506	0.14	U	Fe	200000	-2	20400	-0.20	na	~~J~~UL
Ba		30.9			200000	1	20400	0.10	na	na
Cd		0.3			200000	1	20400	0.10	~~J~~K	na
Cr		21			200000	-1	20400	-0.10	na	na
Cu		15.7			200000	-3	20400	-0.31	na	na
Mn		252			200000	7	20400	0.71	na	na
K		1120			200000	192	20400	19.58	na	na
Se		0.43	U		200000	-3	20400	-0.31	na	~~J~~UL
Na		139			200000	-920	20400	-93.84	~~J~~L	na
Zn		64.5			200000	5	20400	0.51	na	na

Sb	TP-7-0506	0.14	U	Fe	200000	-2	17100	-0.17	na	~~J~~ UL
Ba		20.9			200000	1	17100	0.09	na	na
Cd		0.22			200000	1	17100	0.09	~~J~~K	na
Cr		18.3			200000	-1	17100	-0.09	na	na
Cu		10.4			200000	-3	17100	-0.26	na	na
Mn		479			200000	7	17100	0.60	na	na
K		1090			200000	192	17100	16.42	na	na
Se		0.43	U		200000	-3	17100	-0.26	na	~~J~~UL
Na		40.8			200000	-920	17100	-78.66	~~J~~L	na
Zn		50.2			200000	5	17100	0.43	na	na

LABORATORY CONTROL SAMPLE DATA REPORT

TOTAL Metals

Client Lot #...: C8H150236 **Matrix.....:** SOLID

PARAMETER	SPIKE AMOUNT	MEASURED AMOUNT	UNITS	PERCNT RECVRY	METHOD	PREPARATION-ANALYSIS DATE	WORK ORDER #
LCS Lot-Sample#: C8H260000-203 **Prep Batch #...:** 8239203							
Silver	5.00	5.16	mg/kg	103	SW846 6010B	08/26-08/28/08	KVRHG1A2
			Dilution Factor: 1		Analysis Time..: 13:06	Analyst ID.....: 022952	
			Instrument ID..: TRACEICP				
Aluminum	200	197	mg/kg	99	SW846 6010B	08/26-08/28/08	KVRHG1A3
			Dilution Factor: 1		Analysis Time..: 13:06	Analyst ID.....: 022952	
			Instrument ID..: TRACEICP				
Arsenic	200	194	mg/kg	97	SW846 6010B	08/26-08/28/08	KVRHG1A4
			Dilution Factor: 1		Analysis Time..: 13:06	Analyst ID.....: 022952	
			Instrument ID..: TRACEICP				
Barium	200	201	mg/kg	100	SW846 6010B	08/26-08/28/08	KVRHG1A5
			Dilution Factor: 1		Analysis Time..: 13:06	Analyst ID.....: 022952	
			Instrument ID..: TRACEICP				
Beryllium	5.00	5.04	mg/kg	101	SW846 6010B	08/26-08/28/08	KVRHG1A6
			Dilution Factor: 1		Analysis Time..: 13:06	Analyst ID.....: 022952	
			Instrument ID..: TRACEICP				
Calcium	5000	5000	mg/kg	100	SW846 6010B	08/26-08/28/08	KVRHG1A7
			Dilution Factor: 1		Analysis Time..: 13:06	Analyst ID.....: 022952	
			Instrument ID..: TRACEICP				
Cadmium	5.00	4.84	mg/kg	97	SW846 6010B	08/26-08/28/08	KVRHG1A8
			Dilution Factor: 1		Analysis Time..: 13:06	Analyst ID.....: 022952	
			Instrument ID..: TRACEICP				
Cobalt	50.0	48.7	mg/kg	97	SW846 6010B	08/26-08/28/08	KVRHG1A9
			Dilution Factor: 1		Analysis Time..: 13:06	Analyst ID.....: 022952	
			Instrument ID..: TRACEICP				
Chromium	20.0	19.9	mg/kg	99	SW846 6010B	08/26-08/28/08	KVRHG1CA
			Dilution Factor: 1		Analysis Time..: 13:06	Analyst ID.....: 022952	
			Instrument ID..: TRACEICP				
Copper	25.0	25.4	mg/kg	102	SW846 6010B	08/26-08/28/08	KVRHG1CC
			Dilution Factor: 1		Analysis Time..: 13:06	Analyst ID.....: 022952	
			Instrument ID..: TRACEICP				

(Continued on next page)

LABORATORY CONTROL SAMPLE DATA REPORT

TOTAL Metals

Client Lot #...: C8H150236 **Matrix.....:** SOLID

PARAMETER	SPIKE AMOUNT	MEASURED AMOUNT	UNITS	PERCNT RECVRY	METHOD	PREPARATION-ANALYSIS DATE	WORK ORDER #
Iron	100	92.2	mg/kg	92	SW846 6010B	08/26-08/28/08	KVRHG1CD
			Dilution Factor: 1		Analysis Time..: 13:06	Analyst ID.....: 022952	
			Instrument ID..: TRACEICP				
Potassium	5000	4500	mg/kg	90	SW846 6010B	08/26-08/28/08	KVRHG1CE
			Dilution Factor: 1		Analysis Time..: 13:06	Analyst ID.....: 022952	
			Instrument ID..: TRACEICP				
Magnesium	5000	4900	mg/kg	98	SW846 6010B	08/26-08/28/08	KVRHG1CF
			Dilution Factor: 1		Analysis Time..: 13:06	Analyst ID.....: 022952	
			Instrument ID..: TRACEICP				
Manganese	50.0	50.1	mg/kg	100	SW846 6010B	08/26-08/28/08	KVRHG1CG
			Dilution Factor: 1		Analysis Time..: 13:06	Analyst ID.....: 022952	
			Instrument ID..: TRACEICP				
Sodium	5000	4860	mg/kg	97	SW846 6010B	08/26-08/28/08	KVRHG1CH
			Dilution Factor: 1		Analysis Time..: 13:06	Analyst ID.....: 022952	
			Instrument ID..: TRACEICP				
Nickel	50.0	48.9	mg/kg	98	SW846 6010B	08/26-08/28/08	KVRHG1CJ
			Dilution Factor: 1		Analysis Time..: 13:06	Analyst ID.....: 022952	
			Instrument ID..: TRACEICP				
Lead	50.0	49.2	mg/kg	98	SW846 6010B	08/26-08/28/08	KVRHG1CK
			Dilution Factor: 1		Analysis Time..: 13:06	Analyst ID.....: 022952	
			Instrument ID..: TRACEICP				
Selenium	200	190	mg/kg	95	SW846 6010B	08/26-08/28/08	KVRHG1CL
			Dilution Factor: 1		Analysis Time..: 13:06	Analyst ID.....: 022952	
			Instrument ID..: TRACEICP				
Thallium	200	195	mg/kg	97	SW846 6010B	08/26-08/28/08	KVRHG1CM
			Dilution Factor: 1		Analysis Time..: 13:06	Analyst ID.....: 022952	
			Instrument ID..: TRACEICP				
Antimony	50.0	48.8	mg/kg	98	SW846 6010B	08/26-08/28/08	KVRHG1CN
			Dilution Factor: 1		Analysis Time..: 13:06	Analyst ID.....: 022952	
			Instrument ID..: TRACEICP				
Vanadium	50.0	50.8	mg/kg	102	SW846 6010B	08/26-08/28/08	KVRHG1CP
			Dilution Factor: 1		Analysis Time..: 13:06	Analyst ID.....: 022952	
			Instrument ID..: TRACEICP				

(Continued on next page)

LABORATORY CONTROL SAMPLE DATA REPORT

TOTAL Metals

Client Lot #...: C8H150236 **Matrix.....:** SOLID

PARAMETER	SPIKE AMOUNT	MEASURED AMOUNT	UNITS	PERCNT RECVRY	METHOD	PREPARATION-ANALYSIS DATE	WORK ORDER #
Zinc	50.0	50.7	mg/kg	101	SW846 6010B	08/26-08/28/08	KVRHG1CQ

Dilution Factor: 1 Analysis Time..: 13:06 Analyst ID.....: 022952
Instrument ID..: TRACEICP

LCS Lot-Sample#: C8H260000-260 **Prep Batch #...:** 8239260

Mercury	0.417	0.422	mg/kg	101	SW846 7471A	08/26/08	KVRPT1AC

Dilution Factor: 1 Analysis Time..: 14:39 Analyst ID.....: 401509
Instrument ID..: HGHYDRA

NOTE(S):

Calculations are performed before rounding to avoid round-off errors in calculated results.

MATRIX SPIKE SAMPLE DATA REPORT

TOTAL Metals

Client Lot #...: C8H150236 **Matrix.....:** SOLID
Date Sampled...: 08/12/08 **Date Received..:** 08/15/08

PARAMETER	SAMPLE AMOUNT	SPIKE AMT	MEASRD AMOUNT	UNITS	PERCNT RECVRY	RPD	METHOD	PREPARATION-ANALYSIS DATE	WORK ORDER #
MS Lot-Sample #: C8H150236-001 **Prep Batch #...:** 8239203									
								% Moisture.....: 31	
Silver									
	0.20	7.26	7.25	mg/kg	97		SW846 6010B	08/26-08/28/08	KT8EG1A9
	0.20	7.26	7.25	mg/kg	97	0.0	SW846 6010B	08/26-08/28/08	KT8EG1CA
			Dilution Factor: 1						
			Analysis Time..: 13:34		Instrument ID..: TRACEICP		Analyst ID.....: 022952		
			MS Run #.....: 8239134						
Aluminum									
	13800	290	26300	mg/kg			SW846 6010B	08/26-08/28/08	KT8EG1CC
			Qualifiers: NC						
	13800	290	24700	mg/kg			SW846 6010B	08/26-08/28/08	KT8EG1CD
			Qualifiers: NC						
			Dilution Factor: 1						
			Analysis Time..: 13:34		Instrument ID..: TRACEICP		Analyst ID.....: 022952		
			MS Run #.....: 8239134						
Arsenic									
	8.9	290	264	mg/kg	88		SW846 6010B	08/26-08/28/08	KT8EG1CE
	8.9	290	267	mg/kg	89	1.1	SW846 6010B	08/26-08/28/08	KT8EG1CF
			Dilution Factor: 1						
			Analysis Time..: 13:34		Instrument ID..: TRACEICP		Analyst ID.....: 022952		
			MS Run #.....: 8239134						
Barium									
	35.2	290	324	mg/kg	100		SW846 6010B	08/26-08/28/08	KT8EG1CG
	35.2	290	325	mg/kg	100	0.18	SW846 6010B	08/26-08/28/08	KT8EG1CH
			Dilution Factor: 1						
			Analysis Time..: 13:34		Instrument ID..: TRACEICP		Analyst ID.....: 022952		
			MS Run #.....: 8239134						
Beryllium									
	0.71	7.26	7.53	mg/kg	94		SW846 6010B	08/26-08/28/08	KT8EG1CJ
	0.71	7.26	7.58	mg/kg	95	0.63	SW846 6010B	08/26-08/28/08	KT8EG1CK
			Dilution Factor: 1						
			Analysis Time..: 13:34		Instrument ID..: TRACEICP		Analyst ID.....: 022952		
			MS Run #.....: 8239134						
Calcium									
	222	7260	6920	mg/kg	92		SW846 6010B	08/26-08/28/08	KT8EG1CL
	222	7260	6970	mg/kg	93	0.78	SW846 6010B	08/26-08/28/08	KT8EG1CM
			Dilution Factor: 1						
			Analysis Time..: 13:34		Instrument ID..: TRACEICP		Analyst ID.....: 022952		
			MS Run #.....: 8239134						

(Continued on next page)

MATRIX SPIKE SAMPLE DATA REPORT

TOTAL Metals

Client Lot #...: C8H150236 **Matrix.....:** SOLID
Date Sampled...: 08/12/08 **Date Received..:** 08/15/08

PARAMETER	SAMPLE AMOUNT	SPIKE AMT	MEASRD AMOUNT	UNITS	PERCNT RECVRY	RPD	METHOD	PREPARATION-ANALYSIS DATE	WORK ORDER #
Cadmium									
	ND	7.26	6.41	mg/kg	88		SW846 6010B	08/26-08/28/08	KT8EG1CN
	ND	7.26	6.46	mg/kg	89	0.76	SW846 6010B	08/26-08/28/08	KT8EG1CP
			Dilution Factor: 1						
			Analysis Time..: 13:34		Instrument ID..: TRACEICP		Analyst ID.....: 022952		
			MS Run #.....: 8239134						
Cobalt									
	7.0	72.6	73.4	mg/kg	92		SW846 6010B	08/26-08/28/08	KT8EG1CQ
	7.0	72.6	74.4	mg/kg	93	1.3	SW846 6010B	08/26-08/28/08	KT8EG1CR
			Dilution Factor: 1						
			Analysis Time..: 13:34		Instrument ID..: TRACEICP		Analyst ID.....: 022952		
			MS Run #.....: 8239134						
Chromium									
	29.2	29.0	65.8 N	mg/kg	126		SW846 6010B	08/26-08/28/08	KT8EG1CT
	29.2	29.0	65.8 N	mg/kg	126	0.01	SW846 6010B	08/26-08/28/08	KT8EG1CU
			Dilution Factor: 1						
			Analysis Time..: 13:34		Instrument ID..: TRACEICP		Analyst ID.....: 022952		
			MS Run #.....: 8239134						
Copper									
	13.5	36.3	49.9	mg/kg	100		SW846 6010B	08/26-08/28/08	KT8EG1CV
	13.5	36.3	51.4	mg/kg	105	3.0	SW846 6010B	08/26-08/28/08	KT8EG1CW
			Dilution Factor: 1						
			Analysis Time..: 13:34		Instrument ID..: TRACEICP		Analyst ID.....: 022952		
			MS Run #.....: 8239134						
Iron									
	28600	145	31900	mg/kg			SW846 6010B	08/26-08/28/08	KT8EG1CX
			Qualifiers: NC						
	28600	145	32400	mg/kg			SW846 6010B	08/26-08/28/08	KT8EG1C0
			Qualifiers: NC						
			Dilution Factor: 1						
			Analysis Time..: 13:34		Instrument ID..: TRACEICP		Analyst ID.....: 022952		
			MS Run #.....: 8239134						
Potassium									
	1770	7260	9080	mg/kg	101		SW846 6010B	08/26-08/28/08	KT8EG1C1
	1770	7260	8870	mg/kg	98	2.3	SW846 6010B	08/26-08/28/08	KT8EG1C2
			Dilution Factor: 1						
			Analysis Time..: 13:34		Instrument ID..: TRACEICP		Analyst ID.....: 022952		
			MS Run #.....: 8239134						

(Continued on next page)

MATRIX SPIKE SAMPLE DATA REPORT

TOTAL Metals

Client Lot #...: C8H150236 **Matrix.....:** SOLID
Date Sampled...: 08/12/08 **Date Received..:** 08/15/08

PARAMETER	SAMPLE AMOUNT	SPIKE AMT	MEASRD AMOUNT	UNITS	PERCNT RECVRY	RPD	METHOD	PREPARATION-ANALYSIS DATE	WORK ORDER #
Magnesium									
	2660	7260	10300	mg/kg	105		SW846 6010B	08/26-08/28/08	KT8EG1C3
	2660	7260	9960	mg/kg	101	3.0	SW846 6010B	08/26-08/28/08	KT8EG1C4
			Dilution Factor: 1						
			Analysis Time..: 13:34		Instrument ID..: TRACEICP		Analyst ID.....: 022952		
			MS Run #.....: 8239134						
Manganese									
	228	72.6	330 N	mg/kg	140		SW846 6010B	08/26-08/28/08	KT8EG1C5
	228	72.6	328 N	mg/kg	138	0.44	SW846 6010B	08/26-08/28/08	KT8EG1C6
			Dilution Factor: 1						
			Analysis Time..: 13:34		Instrument ID..: TRACEICP		Analyst ID.....: 022952		
			MS Run #.....: 8239134						
Sodium									
	37.3	7260	6750	mg/kg	93		SW846 6010B	08/26-08/28/08	KT8EG1C7
	37.3	7260	6770	mg/kg	93	0.28	SW846 6010B	08/26-08/28/08	KT8EG1C8
			Dilution Factor: 1						
			Analysis Time..: 13:34		Instrument ID..: TRACEICP		Analyst ID.....: 022952		
			MS Run #.....: 8239134						
Nickel									
	13.3	72.6	83.6	mg/kg	97		SW846 6010B	08/26-08/28/08	KT8EG1C9
	13.3	72.6	83.5	mg/kg	97	0.10	SW846 6010B	08/26-08/28/08	KT8EG1DA
			Dilution Factor: 1						
			Analysis Time..: 13:34		Instrument ID..: TRACEICP		Analyst ID.....: 022952		
			MS Run #.....: 8239134						
Lead									
	15.9	72.6	82.0	mg/kg	91		SW846 6010B	08/26-08/28/08	KT8EG1DC
	15.9	72.6	84.0	mg/kg	94	2.4	SW846 6010B	08/26-08/28/08	KT8EG1DD
			Dilution Factor: 1						
			Analysis Time..: 13:34		Instrument ID..: TRACEICP		Analyst ID.....: 022952		
			MS Run #.....: 8239134						
Selenium									
	ND	290	254	mg/kg	87		SW846 6010B	08/26-08/28/08	KT8EG1DE
	ND	290	257	mg/kg	88	1.2	SW846 6010B	08/26-08/28/08	KT8EG1DF
			Dilution Factor: 1						
			Analysis Time..: 13:34		Instrument ID..: TRACEICP		Analyst ID.....: 022952		
			MS Run #.....: 8239134						

(Continued on next page)

MATRIX SPIKE SAMPLE DATA REPORT

TOTAL Metals

Client Lot #...: C8H150236 **Matrix.....:** SOLID
Date Sampled...: 08/12/08 **Date Received..:** 08/15/08

PARAMETER	SAMPLE AMOUNT	SPIKE AMT	MEASRD AMOUNT	UNITS	PERCNT RECVRY	RPD	METHOD	PREPARATION-ANALYSIS DATE	WORK ORDER #
Thallium									
	1.2	290	257	mg/kg	88		SW846 6010B	08/26-08/28/08	KT8EG1DG
	1.2	290	260	mg/kg	89	1.4	SW846 6010B	08/26-08/28/08	KT8EG1DH
			Dilution Factor: 1						
			Analysis Time..: 13:34		Instrument ID..: TRACEICP		Analyst ID.....: 022952		
			MS Run #.....: 8239134						
Antimony									
	0.20	72.6	48.3 N	mg/kg	66		SW846 6010B	08/26-08/28/08	KT8EG1DJ
	0.20	72.6	50.3 N	mg/kg	69	3.9	SW846 6010B	08/26-08/28/08	KT8EG1DK
			Dilution Factor: 1						
			Analysis Time..: 13:34		Instrument ID..: TRACEICP		Analyst ID.....: 022952		
			MS Run #.....: 8239134						
Vanadium									
	41.6	72.6	120	mg/kg	109		SW846 6010B	08/26-08/28/08	KT8EG1DL
	41.6	72.6	126	mg/kg	116	4.6	SW846 6010B	08/26-08/28/08	KT8EG1DM
			Dilution Factor: 1						
			Analysis Time..: 13:34		Instrument ID..: TRACEICP		Analyst ID.....: 022952		
			MS Run #.....: 8239134						
Zinc									
	53.7	72.6	136	mg/kg	113		SW846 6010B	08/26-08/28/08	KT8EG1DN
	53.7	72.6	132	mg/kg	108	3.0	SW846 6010B	08/26-08/28/08	KT8EG1DP
			Dilution Factor: 1						
			Analysis Time..: 13:34		Instrument ID..: TRACEICP		Analyst ID.....: 022952		
			MS Run #.....: 8239134						

MS Lot-Sample #: C8H150236-001 **Prep Batch #...:** 8239260

% Moisture.....: 31

PARAMETER	SAMPLE AMOUNT	SPIKE AMT	MEASRD AMOUNT	UNITS	PERCNT RECVRY	RPD	METHOD	PREPARATION-ANALYSIS DATE	WORK ORDER #
Mercury									
	0.036	0.242	0.278	mg/kg	100		SW846 7471A	08/26/08	KT8EG1DQ
	0.036	0.242	0.278	mg/kg	100	0.0	SW846 7471A	08/26/08	KT8EG1DR
			Dilution Factor: 1						
			Analysis Time..: 14:43		Instrument ID..: HGHYDRA		Analyst ID.....: 401509		
			MS Run #.....: 8239169						

NOTE(S):

Calculations are performed before rounding to avoid round-off errors in calculated results.

Results and reporting limits have been adjusted for dry weight.

NC The recovery and/or RPD were not calculated.

N Spiked analyte recovery is outside stated control limits.

TestAmerica Pittsburgh

Metals Data Reporting Form

Serial Dilution RPD Report

Serial Dilution Sample ID: KT8EGP

Original Sample ID: KT8EG **Client ID:** TP-11-06P

Matrix: Soil **Units:** mg/kg **Prep Date:** 8/26/2008 **Prep Batch:** 8239203

Weight: 1.00 **Volume:** 100 **Percent Moisture:** 31.081

Element	WL/ Mass	OS Conc	Q	Serial Dilution Conc	Q	Percent Diff	OS DF	Ser Dil DF	Instr	OS Anal Date	OS Anal Time	Ser Dil Anal Date	Ser Dil Anal Time
Aluminum	308.215	13800		14300		3.7	1	5	ICPST	8/28/2008	13:23	8/28/2008	13:28
Antimony	220.353	0.20	B	0.67	U		1	5	ICPST	8/28/2008	13:23	8/28/2008	13:28
Arsenic	189.042	8.9		8.9			1	5	ICPST	8/28/2008	13:23	8/28/2008	13:28
Barium	493.409	35.2		36.2	B	2.7	1	5	ICPST	8/28/2008	13:23	8/28/2008	13:28
Beryllium	313.042	0.71		0.89	B		1	5	ICPST	8/28/2008	13:23	8/28/2008	13:28
Cadmium	226.502	0.068	U	0.34	U		1	5	ICPST	8/28/2008	13:23	8/28/2008	13:28
Calcium	317.933	222	B	234	B		1	5	ICPST	8/28/2008	13:23	8/28/2008	13:28
Chromium	267.716	29.2		29.3		0.5	1	5	ICPST	8/28/2008	13:23	8/28/2008	13:28
Cobalt	228.616	7.0	B	7.3	B	4.0	1	5	ICPST	8/28/2008	13:23	8/28/2008	13:28
Copper	324.753	13.5		12.8	B	4.6	1	5	ICPST	8/28/2008	13:23	8/28/2008	13:28
Iron	271.441	28600		29700		3.9	1	5	ICPST	8/28/2008	13:23	8/28/2008	13:28
Lead	220.353	15.9		16.5		3.6	1	5	ICPST	8/28/2008	13:23	8/28/2008	13:28
Magnesium	279.078	2660		2750	B	3.6	1	5	ICPST	8/28/2008	13:23	8/28/2008	13:28
Manganese	257.61	228		236		3.2	1	5	ICPST	8/28/2008	13:23	8/28/2008	13:28
Nickel	231.604	13.3		12.1	B	9.7	1	5	ICPST	8/28/2008	13:23	8/28/2008	13:28
Potassium	766.491	1770		1740	B		1	5	ICPST	8/28/2008	13:23	8/28/2008	13:28
Selenium	220.353	0.42	U	2.1	U		1	5	ICPST	8/28/2008	13:23	8/28/2008	13:28
Silver	328.068	0.20	B	0.27	U		1	5	ICPST	8/28/2008	13:23	8/28/2008	13:28
Sodium	330.232	37.3	B	101	U		1	5	ICPST	8/28/2008	13:23	8/28/2008	13:28
Thallium	190.864	1.2	B	2.3	U		1	5	ICPST	8/28/2008	13:23	8/28/2008	13:28
Vanadium	292.402	41.6		42.3		1.6	1	5	ICPST	8/28/2008	13:23	8/28/2008	13:28
Zinc	213.856	53.7		57.3		6.8	1	5	ICPST	8/28/2008	13:23	8/28/2008	13:28

Comments:

5.22.0

U Result is less than the MDL

B Result is between MDL and RL

E Serial dilution percent difference not within limits

Form 9 Equivalent

TestAmerica Pittsburgh *Metals Preparation Log*

Batch No. 8239203

v1.0.5 - Last Revised 12/30/2005

Method 3050B	**Matrix** Solid	**Start Time** 1145	**SDG** -
Analyst Joshua Lipay	**Date** 8/26/08	**Lot Numbers**	
MS STLPA-MS-A, STLPA-MS-B, STLPA-MS-C		C8H150236	
Lab Lot # Met 3156-08, 3363-08, 2819-08			
Analyst Sign:			

Sample ID	Initial Wt/Vol g/mL	Final Vol mL	Comments
KT8E4	1.00g	100mls	JWS 8-26-08
KT8E8			
KT8EG			
KT8EG S			+1.0ml MSA, MSB, MSC
KT8EG D			
KT8ET			
KT8EW			
KT8FD			
KT8FH			
KT8FK			
KT8FL			
KT8G0			
KT8G1			
KT8G3			
KT8G5			
KT8G6			
KT8H0			
KT8HG			
KT8HJ			
KT8HN			
KT8JD			
KT8JE			
KVRHG B	1.00g CaBPS		
KVRHG C			+1.0ml MSA, MSB, MSC
8-26-08			JWS

SAMPLE CODING: B-Blank C-Check L-Check Duplicate S-Matrix Spike D-Matrix Spike Duplicate X-Sample Duplicate

NOTE: Samples marked with an asterisk (*) required filtration after digestion and prior to analysis
Samples marked with a plus sign (+) required additional Conc.HNO3 in digestion process, brown fumes were observed

Reagents:
10mL 30% H2O2, 3408 E50A00, Mallinckrodt
10mL Conc. HCl, 5587 G06A25, Mallinckrodt
10mL 1:1 HNO3, MET 4133-08, Standards Log
5 mL Conc.HNO3, 6623 G17O56, Mallinckrodt

Minimum digestion times have been met (analyst initials): JR

Hot Plate/Block Temp	Correction Factor
#3 195 C	-0.4 C

Digestate(s)	Date	Time	(Received)	Analyst	Location	Date	Time	(Relinquished)	Analyst	Location
ALL ABOVE	8-26-08	16:00		JR	Met Prep	8-26-08	16:00		JR	E3
ALL ABOVE	082608	0855	R16	MET03 E3		082608	1655	R16	MET03E3	

	Lot Number	Manufacturer	
Initial Digestion Vessel:	A801LP001	Environmental Express	**Pipet #:** J0450H
Final Digestion Vessel:	071118	Corning	**Balance #:** P1856710
Filter Paper:	J11261051	Whatman	Printed on: 26-Aug-08 12:06:25 PM

Reviewed By: _____ Date: 8/26/08 MET 405 8239203

TestAmerica burgh

Mercury Digestion Log v2 8/11/08

Method(s) 1471A

Logbook ID: MT285

Digestion Start Time: 1240	Digestion End Time: 1255	Filter Paper Manufacturer / Lot#: WHATMAN J11261051B	Balance ID: P1856709

	Sample ID	Date Received	Prep Date	Prepared by	Wt/ Volume	Sample Type	Run Date	Comments
1.	STD 0	N/A	8-26-08	RJR	100ml	WATER	8-26-08	N/A
2.	STD 1							MET 4222-08
3.	STD 2							4223-08
4.	STD 3							4224-08
5.	STD 4							4225-08
6.	STD 5							4227-08
7.	RJR 8/26/08 ~~ST~~ ICV							4228-08
8.	ICB							N/A
9.	CRA/RLV							MET 4229-08
10.	CCV							4231-08
11.	CCB							N/A
12.	KVRPT B				0.6g DI H_2O			
13.	KVRPT C				100ml			MET 4232-08
14.	KT8EG	8-12-08			0.6g	Soil		N/A
15.	KT8EGS							+ 1ml MET 4206-08
16.	KT8EGD							
17.	KT8ET							N/A
18.	KT8EW							
19.	KT8E4							
20.	KT8E8							
21.	KT8ED							
22.	KT8FH							
23.	KT8FK							
24.	KT8FL							
25.	KT8GO							

Reagents	Volume (mL)	Reference Number
HNO3	2.0ml	MALLINCKRODT G17026
H2SO4	5.0ml	E44F05
KMNO4	5.0ml	MET 4176-08
K2S2O4	8.0ml	4244-08
NaCL NH2OH Additional volumes indicated per sample as necessary	6.0ml	4103-08
Stannous Chloride	N/A	396608

Autoclave pressure: 15 PSI

Autoclave Temperature: 120°C

Waterbath temperature: —

Thermometer ID: —

Extract(s) (record line # from above)	Date	Time	Extract(s) Received	Analyst	Location	Date	Time	Extract(s) Relinquished	Analyst	Location

RJR 8/26/08

printed on: 06-Aug-08 9:42:38 AM

*-Sample required filtration step after digestion

(4001-4643)

4637

C8H150236

TestAmerica ' burgh

Mercury Digestion Log v2 8/11/08

Method(s) 7471 A

Logbook ID: MT285'

Digestion Start Time: 1240	Digestion End Time: 1255	Filter Paper Manufacturer / Lot#: WHATMAN J1126105IB	Balance ID: P1856709

	Sample ID	Date Received	Prep Date	Prepared by	Wt/ Volume	Sample Type	Run Date	Comments
1.	KT8G1	8-12-08	8-26-08	RJR	0.6g	SOIL	8-26-08	N/A
2.	KT8G3	↓			↓	↓		↓
3.	KT8G5							
4.	KT8G6							
5.	KT8HG							
6.	KT8HJ							
7.	KT8HN							
8.	KT8HØ							
9.	KT8JD							
10.	KT8JE	↓			↓	↓		↓
11.	KVRQ3B	N/A			0.6g DI H2O	WATER		↓
12.	KVRQ3C	↓			100ml	↓		MET 4234-08
13.	KVGL7	8-19-08			0.6g	SOIL		N/A
14.	KVGL7S	↓			↓	↓		+1ml MET 4206-08
15.	KVGL7D	↓						↓ ↓ ↓
16.	KVJL2	8-20-08						N/A
17.	KVJL7	↓						↓
18.	KVL5P	8-21-08						
19.	KVPX4	8-22-08			↓	↓		↓
20.	KVRRABT	N/A			0.6ml DI H2O	WATER		↓
21.	KVRRACT	↓			100ml	↓		MET 4235-08
22.	KVRRALT	↓			↓	↓		↓ 4236-08
23.	KT8NØT	8/19/08			0.6ml	SOIL/WASTE		N/A
24.	KT8Q8T	↓			↓	↓		↓
25.	KVJR8T	8/22/08			↓	↓		↓

Reagents	Volume (mL)	Reference Number
HNO3	2.0 ml	MALLINCKRODT G17026
H2SO4	5.0 ml	↓ E44F05
KMNO4	5.0 ml	MET 4176-08
K2S2O4	8.0 ml	4244-08
NaCL NH2OH Additional volumes indicated per sample as necessary	6.0 ml	4103-08
Stannous Chloride	N/A	↓ B966-08

Autoclave pressure: 15 PSI

Autoclave Temperature: 120°C

Waterbath temperature: —

Thermometer ID: —

Extract(s) (record line # from above)	Date	Time	Extract(s) Received	Analyst	Location	Date	Time	Extract(s) Relinquished	Analyst	Location
					RJR 8/26/08					

printed on: 06-Aug-08 9:42:38 AM

*-Sample required filtration step after digestion

(4001-4643)

4638

C8H150236

TestAmerica [illegible]burgh

Mercury Digestion Log v2 8/11/06

Method(s) 7471A

Logbook ID: MT285[illegible]

Digestion Start Time: 1240	Digestion End Time: 1255	Filter Paper Manufacturer / Lot#: WHATMAN J1126105IB	Balance ID: PI8567C9

	Sample ID	Date Received	Prep Date	Prepared by	Wt/ Volume	Sample Type	Run Date	Comments
1.	KVLG3T	8-22-08	8/26/08	RJR	0.6 mL	SOIL/WASTE	8/26/08	N/A
2.	KVLH5T	8-25-08	↓	↓	↓	↓	↓	↓
3.	KVML3T	↓						
4.	KVMMXT							
5.	KVMN2T							
6.	KVMPJT							
7.	KVMEBT	↓			↓	↓		
8.	KVERJB	N/A			0.6g DI H2O	WATER		↓
9.	KVRRJC	↓			100 mL	↓		MET 4237-08
10.	KVRRJL	↓			↓	↓		↓ 4238-08
11.	KVGJG	8-18-08	↓	↓	0.6g	SOIL/WASTE	↓	N/A
12.								
13.								
14.								
15.								
16.								
17.					1 L			
18.					8/26/08			
19.								
20.								
21.								
22.								
23.								
24.								
25.								

Reagents	Volume (mL)	Reference Number	
HNO3	2.0 mL	MALLINCKRODT	G17026
H2SO4	5.0 mL	↓	E14505
KMNO4	5.0 mL	MET 4176-08	
K2S2O4	8.0 mL	4244-08	
NaCL NH2OH Additional volumes indicated per sample as necessary	6.0 mL	4103-08	
Stannous Chloride	N/A	3966-08	

Autoclave pressure:	15 PSI
Autoclave Temperature:	120°C
Waterbath temperature:	—
Thermometer ID:	—

Extract(s) (record line # from above)	Date	Time	Extract(s) Received	Analyst	Location	Date	Time	Extract(s) Relinquished	Analyst	Location
				RJR	8/26/08					

(4001-4643)

4639

C8H150236

TestAmerica Pittsburgh

Metals Data Reporting Form

Instrument Detection Limits

Instrument: ICPST **Units:** ppb

Element	Wavelength	Reporting Limit	MDL	Date of MDL
Aluminum	308.215	200.0	14.2	3/23/2007
Antimony	220.353	10.0	0.92	3/23/2007
Arsenic	189.042	10.0	2.3	3/23/2007
Barium	493.409	200.0	0.36	3/23/2007
Beryllium	313.042	4.0	0.31	3/23/2007
Cadmium	226.502	5.0	0.47	3/23/2007
Calcium	317.933	6000.0	251	3/23/2007
Chromium	267.716	5.0	0.82	3/23/2007
Cobalt	228.616	50.0	0.43	3/23/2007
Copper	324.753	25.0	1.4	3/23/2007
Iron	271.441	100.0	30.0	3/23/2007
Lead	220.353	3.0	1.6	3/23/2007
Magnesium	279.078	5000.0	13.1	3/23/2007
Manganese	257.610	15.0	0.27	3/23/2007
Nickel	231.604	40.0	1.0	3/23/2007
Potassium	766.491	5000.0	500	3/23/2007
Selenium	220.353	5.0	2.9	3/23/2007
Silver	328.068	200.0	0.37	3/23/2007
Sodium	330.232	5000.0	139	3/23/2007
Thallium	190.864	10.0	3.2	3/23/2007
Vanadium	292.402	50.0	2.6	3/23/2007
Zinc	213.856	20.0	3.5	3/23/2007

TestAmerica Pittsburgh

Metals Data Reporting Form

Instrument Detection Limits

Instrument: CVAA **Units:** ppb

Element	Wavelength	Reporting Limit	MDL	Date of MDL
Mercury	253.700	0.2	0.043	3/15/2007

TestAmerica Pittsburgh

Metals Data Reporting Form

Inter-Element Correction Factors

Instrument: ICPST **Date of IEC's:** 4/14/2008

Interfering Element	Wavelength /Mass	Correction Factor(s)
Aluminum	308.215	Pb(-0.000345)
Aluminum	308.215	Pb(0.00056)
Chromium	267.716	Sb(0.008403)
Chromium	267.716	As(-0.00258), Sb(0.012366)
Cobalt	228.616	Cd(-0.000098), Fe(0.092874), Pb(-0.000494), Se(0.000425), Tl(0.00372)
Cobalt	228.616	Ni(-0.000485), Se(-0.00298)
Iron	271.441	Cd(0.000088), Cr(-0.000008), Na(-0.012567), Pb(0.000086), Sb(0.000023), Tl(-0.000122), V(-0.00285), Zn(0.000084)
Iron	271.441	Pb(0.000045), Sb(0.000025), Se(-0.00026)
Magnesium	279.078	Fe(-0.000379)
Manganese	257.61	Se(0.000639), Tl(0.001095)
Manganese	257.61	Se(0.000451)
Molybdenum	202.03	As(-0.001292), Pb(-0.000707), Sb(-0.009536)
Molybdenum	202.03	Al(0.010855), Pb(-0.000549), Sb(-0.001176), Tl(-0.006829)
Nickel	231.604	Pb(0.00023), Sb(-0.001052), Zn(0.004433)
Nickel	231.604	Pb(0.00015)
Tin	189.989	Sb(-0.005313)
Titanium	334.941	Pb(0.000276), Sb(0.001325), Tl(0.000709)
Titanium	334.941	Co(0.002067), Pb(-0.00059)
Vanadium	292.402	Al(0.016914), Sb(-0.008547), Se(0.000235), Tl(0.002241)
Vanadium	292.402	Be(-0.009346), Cr(-0.000146), Fe(0.006908), Pb(-0.000339)

TestAmerica Pittsburgh

Metals Data Reporting Form

Linear Dynamic Ranges

Instrument: ICPST **Units:** ppb

Element	Wavelength /Mass	Linear Range	Date of Linear Range
Aluminum	308.22	500000	8/25/2008
Antimony	220.35	5000	8/25/2008
Arsenic	189.04	10000	8/25/2008
Barium	493.41	10000	8/25/2008
Beryllium	313.04	10000	8/25/2008
Cadmium	226.50	5000	8/25/2008
Calcium	317.93	600000	8/25/2008
Chromium	267.72	20000	8/25/2008
Cobalt	228.62	100000	8/25/2008
Copper	324.75	10000	8/25/2008
Iron	271.44	500000	8/25/2008
Lead	220.35	5000	8/25/2008
Magnesium	279.08	600000	8/25/2008
Manganese	257.61	20000	8/25/2008
Nickel	231.60	100000	8/25/2008
Potassium	766.49	400000	8/25/2008
Selenium	220.35	10000	8/25/2008
Silver	328.07	2000	8/25/2008
Sodium	330.23	400000	8/25/2008
Thallium	190.86	10000	8/25/2008
Vanadium	292.40	50000	8/25/2008
Zinc	213.86	10000	8/25/2008

TestAmerica Pittsburgh

Metals Data Reporting Form

Linear Dynamic Ranges

Instrument: CVAA **Units:** ppb

Element	Wavelength /Mass	Linear Range	Date of Linear Range
Mercury	253.70	10	2/29/2008

TestAmerica Pittsburgh

Metals Data Reporting Form

Instrument Runlog

Instrument: ICPST **Chart Number:** T80828A.ARC

Start Date: 8/28/2008 **End Date:** 8/29/2008

Lab Sample Name	DF	Time of Analysis	Analytes																							
			AG	AL	AS	BA	BE	CA	CD	CO	CR	CU	FE	K_	MG	MN	NA	NI	PB	SB	SE	TL				
STD1	1	10:14 AM	X	X	X	X	X	X	X	X	X	X	X	X	X	X	X	X				X				
STD2	1	10:20 AM	X		X				X													X				
STD3	1	10:25 AM		X				X					X	X	X		X									
STD4	1	10:31 AM				X	X			X	X	X				X		X								
ICV1-1	1	10:36 AM	X	X	X	X	X	X	X	X	X	X	X	X	X	X	X	X	X	X	X	X				
ICB1	1	10:43 AM	X	X	X	X	X	X	X	X	X	X	X	X	X	X	X	X	X	X	X	X				
CRA/RLV	1	10:48 AM	X	X	X	X	X	X	X	X	X	X	X	X	X	X	X	X	X	X	X	X				
ICSA	1	10:54 AM	X	X	X	X	X	X	X	X	X	X	X	X	X	X	X	X	X	X	X	X				
ICSAB	1	10:59 AM	X	X	X	X	X	X	X	X	X	X	X	X	X	X	X	X	X	X	X	X				
CCV1-1	1	11:43 AM	X	X	X	X	X	X	X	X	X	X	X	X	X	X	X	X	X	X	X	X				
CCB1	1	11:49 AM	X	X	X	X	X	X	X	X	X	X	X	X	X	X	X	X	X	X	X	X				
CCV1-2	1	12:49 PM	X	X	X	X	X	X	X	X	X	X	X	X	X	X	X	X	X	X	X	X				
CCB2	1	12:55 PM	X	X	X	X	X	X	X	X	X	X	X	X	X	X	X	X	X	X	X	X				
KVRHGB	1	1:01 PM	X	X	X	X	X	X	X	X	X	X	X	X	X	X	X	X	X	X	X	X				
KVRHGC	1	1:06 PM	X	X	X	X	X	X	X	X	X	X	X	X	X	X	X	X	X	X	X	X				
KT8E4	1	1:12 PM	X	X	X	X	X	X	X	X	X	X	X	X	X	X	X	X	X	X	X	X				
KT8E8	1	1:17 PM	X	X	X	X	X	X	X	X	X	X	X	X	X	X	X	X	X	X	X	X				
KT8EG	1	1:23 PM	X	X	X	X	X	X	X	X	X	X	X	X	X	X	X	X	X	X	X	X				
KT8EGP	5	1:28 PM	X	X	X	X	X	X	X	X	X	X	X	X	X	X	X	X	X	X	X	X				
KT8EGS	1	1:34 PM	X	X	X	X	X	X	X	X	X	X	X	X	X	X	X	X	X	X	X	X				
KT8EGD	1	1:39 PM	X	X	X	X	X	X	X	X	X	X	X	X	X	X	X	X	X	X	X	X				
KT8ET	1	1:45 PM	X	X	X	X	X	X	X	X	X	X	X	X	X	X	X	X	X	X	X	X				
KT8EW	1	1:50 PM	X	X	X	X	X	X	X	X	X	X	X	X	X	X	X	X	X	X	X	X				
CCV1-3	1	1:56 PM	X	X	X	X	X	X	X	X	X	X	X	X	X	X	X	X	X	X	X	X				
CCB3	1	2:01 PM	X	X	X	X	X	X	X	X	X	X	X	X	X	X	X	X	X	X	X	X				
KT8FD	1	2:07 PM	X	X	X	X	X	X	X	X	X	X	X	X	X	X	X	X	X	X	X	X				
KT8FH	1	2:12 PM	X	X	X	X	X	X	X	X	X	X	X	X	X	X	X	X	X	X	X	X				
KT8FK	1	2:18 PM	X	X	X	X	X	X	X	X	X	X	X	X	X	X	X	X	X	X	X	X				
KT8FL	1	2:23 PM	X	X	X	X	X	X	X	X	X	X	X	X	X	X	X	X	X	X	X	X				
KT8G0	1	2:29 PM	X	X	X	X	X	X	X	X	X	X	X	X	X	X	X	X	X	X	X	X				
KT8G1	1	2:34 PM	X	X	X	X	X	X	X	X	X	X	X	X	X	X	X	X	X	X	X	X				
KT8G3	1	2:40 PM	X	X	X	X	X	X	X	X	X	X	X	X	X	X	X	X	X	X	X	X				
KT8G5	1	2:45 PM	X	X	X	X	X	X	X	X	X	X	X	X	X	X	X	X	X	X	X	X				
KT8G6	1	2:51 PM	X	X	X	X	X	X	X	X	X	X	X	X	X	X	X	X	X	X	X	X				
KT8H0	1	2:56 PM	X	X	X	X	X	X	X	X	X	X	X	X	X	X	X	X	X	X	X	X				
CCV1-4	1	3:02 PM	X	X	X	X	X	X	X	X	X	X	X	X	X	X	X	X	X	X	X	X				
CCB4	1	3:07 PM	X	X	X	X	X	X	X	X	X	X	X	X	X	X	X	X	X	X	X	X				
KT8HG	1	3:15 PM	X	X	X	X	X	X	X	X	X	X	X	X	X	X	X	X	X	X	X	X				
KT8HJ	1	3:21 PM	X	X	X	X	X	X	X	X	X	X	X	X	X	X	X	X	X	X	X	X				
KT8HN	1	3:26 PM	X	X	X	X	X	X	X	X	X	X	X	X	X	X	X	X	X	X	X	X				
KT8JD	1	3:32 PM	X	X	X	X	X	X	X	X	X	X	X	X	X	X	X	X	X	X	X	X				

5.22.0

Form 14 Equivalent

TestAmerica Pittsburgh

Metals Data Reporting Form

Instrument Runlog

Instrument: ICPST **Chart Number:** T80828A.ARC

Start Date: 8/28/2008 **End Date:** 8/29/2008

Lab Sample Name	DF	Time of Analysis	Analytes																						
			AG	AL	AS	BA	BE	CA	CD	CO	CR	CU	FE	K	MG	MN	NA	NI	PB	SB	SE	TL				
KT8JE	1	3:37 PM	X	X	X	X	X	X	X	X	X	X	X	X	X	X	X	X	X	X	X	X				
CCV1-5	1	4:10 PM	X	X	X	X	X	X	X	X	X	X	X	X	X	X	X	X	X	X	X	X				
CCB5	1	4:16 PM	X	X	X	X	X	X	X	X	X	X	X	X	X	X	X	X	X	X	X	X				

TestAmerica Pittsburgh

Metals Data Reporting Form

Instrument Runlog

Instrument: ICPST **Chart Number:** T80828A.ARC

Start Date: 8/28/2008 **End Date:** 8/29/2008

Lab Sample Name	DF	Time of Analysis	Analytes	
			V_	ZN
STD1	1	10:14 AM	X	X
STD4	1	10:31 AM	X	X
ICV1-1	1	10:36 AM	X	X
ICB1	1	10:43 AM	X	X
CRA/RLV	1	10:48 AM	X	X
ICSA	1	10:54 AM	X	X
ICSAB	1	10:59 AM	X	X
CCV1-1	1	11:43 AM	X	X
CCB1	1	11:49 AM	X	X
CCV1-2	1	12:49 PM	X	X
CCB2	1	12:55 PM	X	X
KVRHGB	1	1:01 PM	X	X
KVRHGC	1	1:06 PM	X	X
KT8E4	1	1:12 PM	X	X
KT8E8	1	1:17 PM	X	X
KT8EG	1	1:23 PM	X	X
KT8EGP	5	1:28 PM	X	X
KT8EGS	1	1:34 PM	X	X
KT8EGD	1	1:39 PM	X	X
KT8ET	1	1:45 PM	X	X
KT8EW	1	1:50 PM	X	X
CCV1-3	1	1:56 PM	X	X
CCB3	1	2:01 PM	X	X
KT8FD	1	2:07 PM	X	X
KT8FH	1	2:12 PM	X	X
KT8FK	1	2:18 PM	X	X
KT8FL	1	2:23 PM	X	X
KT8G0	1	2:29 PM	X	X
KT8G1	1	2:34 PM	X	X
KT8G3	1	2:40 PM	X	X
KT8G5	1	2:45 PM	X	X
KT8G6	1	2:51 PM	X	X
KT8H0	1	2:56 PM	X	X
CCV1-4	1	3:02 PM	X	X
CCB4	1	3:07 PM	X	X
KT8HG	1	3:15 PM	X	X
KT8HJ	1	3:21 PM	X	X
KT8HN	1	3:26 PM	X	X
KT8JD	1	3:32 PM	X	X
KT8JE	1	3:37 PM	X	X
CCV1-5	1	4:10 PM	X	X

5.22.0

Form 14 Equivalent

TestAmerica Pittsburgh

Metals Data Reporting Form

Instrument Runlog

Instrument: ICPST **Chart Number:** T80828A.ARC

Start Date: 8/28/2008 **End Date:** 8/29/2008

Lab Sample Name	DF	Time of Analysis	Analytes																								
			V_	ZN																							
CCB5	1	4:16 PM	X	X																							

TestAmerica Pittsburgh

Metals Data Reporting Form

Instrument Runlog

Instrument: CVAA **Chart Number:** G80826B.PRN

Start Date: 8/26/2008 **End Date:** 8/26/2008

Lab Sample Name	DF	Time of Analysis	Analytes
			Hg
Std01Rep1	1	2:19 PM	X
Std02Rep1	1	2:21 PM	X
Std03Rep1	1	2:22 PM	X
Std04Rep1	1	2:24 PM	X
Std05Rep1	1	2:26 PM	X
Std06Rep1	1	2:28 PM	X
ICV6-1	1	2:29 PM	X
ICB1	1	2:31 PM	X
CRA/RLV	1	2:33 PM	X
CCV6-1	1	2:34 PM	X
CCB1	1	2:36 PM	X
KVRPTB	1	2:38 PM	X
KVRPTC	1	2:39 PM	X
KT8EG	1	2:41 PM	X
KT8EGS	1	2:43 PM	X
KT8EGD	1	2:45 PM	X
KT8ET	1	2:47 PM	X
KT8EW	1	2:48 PM	X
KT8E4	1	2:50 PM	X
KT8E8	1	2:52 PM	X
KT8FD	1	2:53 PM	X
CCV6-2	1	2:55 PM	X
CCB2	1	2:57 PM	X
KT8FH	1	2:58 PM	X
KT8FK	1	3:00 PM	X
KT8FL	1	3:02 PM	X
KT8G0	1	3:04 PM	X
KT8G1	1	3:05 PM	X
KT8G3	1	3:07 PM	X
KT8G5	1	3:09 PM	X
KT8G6	1	3:10 PM	X
KT8HG	1	3:12 PM	X
KT8HJ	1	3:14 PM	X
CCV6-3	1	3:16 PM	X
CCB3	1	3:17 PM	X
KT8HN	1	3:19 PM	X
KT8H0	1	3:21 PM	X
KT8JD	1	3:22 PM	X
KT8JE	1	3:24 PM	X
CCV6-4	1	3:37 PM	X
CCB4	1	3:38 PM	X

5.22.0

Form 14 Equivalent

TestAmerica Pittsburgh

Metals Data Reporting Form

Instrument Runlog

Instrument: CVAA **Chart Number:** G80826B.PRN

Start Date: 8/26/2008 **End Date:** 8/26/2008

Lab Sample Name	DF	Time of Analysis	Analytes																								
			Hg																								
CCV6-5	1	3:57 PM	X																								
CCB5	1	3:59 PM	X																								
CCV6-6	1	4:18 PM	X																								
CCB6	1	4:20 PM	X																								

Sample TP-1-0506
Copper reported result 17.6 mg/kg
$(0.09534)\left(\frac{100ml}{1g}\right)\left(\frac{1}{.54}\right) = 17.6\ mg/kg$

Analysis Report 08/28/08 02:51:19 PM page 1

Method: METTRACE Sample Name: KT8G5 Operator: RJG
Run Time: 08/28/08 14:45:52
Comment: TESTAMERICA PITTSBURGH ICP METALS ANALYSIS-INST TRACEICP
Mode: CONC Corr. Factor: 1

Elem	AG	AL	AS	B_	BA	BE	CA
Units	ppm	ppm	ppm	ppm	ppm	ppm	ppm
Avge	.00206	98.071	.04293	.06094	.22547	.00911	6.2674
SDev	.00002	.140	.00102	.00048	.00029	.00008	.0207
%RSD	1.1687	.14296	2.3728	.78988	.12834	.91711	.32985
#1	.00203	98.233	.04361	.06061	.22580	.00920	6.2882
#2	.00207	97.991	.04176	.06149	.22529	.00910	6.2671
#3	.00208	97.989	.04342	.06071	.22531	.00904	6.2469
Errors	LC Pass	LC Pass	LC Pass	LC Pass	LC Pass	LC Pass	LC Pass
High	2.0000	500.00	10.000	30.000	10.000	10.000	600.00
Low	-.00500	-.20000	-.01000	-.20000	-.20000	-.00400	-5.0000

Elem	CD	CO	CR	CU	FE	K_	MG
Units	ppm	ppm	ppm	ppm	ppm	ppm	ppm
Avge	.00064	.08892	.18665	.09534	198.43	13.754	30.918
SDev	.00007	.00028	.00044	.00043	.59	.055	.098
%RSD	10.435	.31003	.23432	.44754	.29540	.39741	.31809
#1	.00061	.08922	.18713	.09485	199.05	13.817	31.019
#2	.00059	.08867	.18656	.09548	198.38	13.721	30.910
#3	.00071	.08889	.18627	.09567	197.88	13.723	30.823
Errors	LC Pass	LC Pass	LC Pass	LC Pass	LC Pass	LC Pass	LC Pass
High	5.0000	100.00	20.000	10.000	500.00	400.00	600.00
Low	-.00500	-.05000	-.00500	-.02500	-.10000	-5.0000	-5.0000

Elem	MN	MO	NA	NI	PB/1	PB/2	PB
Units	ppm	ppm	ppm	ppm	ppm	ppm	ppm
Avge	6.5095	.00676	3.9396	.15047	.10624	.11727	.11359
SDev	.0173	.00050	.1673	.00084	.00066	.00127	.00067
%RSD	.26597	7.4440	4.2464	.55596	.62062	1.0831	.58789
#1	6.5277	.00658	4.1272	.15119	.10611	.11674	.11320
#2	6.5076	.00733	3.8059	.15068	.10695	.11634	.11321
#3	6.4933	.00638	3.8858	.14955	.10565	.11871	.11436
Errors	LC Pass	LC Pass	LC Pass	LC Pass	NOCHECK	NOCHECK	LC Pass
High	20.000	20.000	400.00	100.00			5.0000
Low	-.01500	-.04000	-5.0000	-.04000			-.00300

Elem	SB/1	SB/2	SB	SE/1	SE/2	SE	SI
Units	ppm	ppm	ppm	ppm	ppm	ppm	ppm
Avge	.00259	.00025	.00103	.00338	.00030	.00132	4.4600
SDev	.00081	.00028	.00045	.00176	.00181	.00175	.0117
%RSD	31.408	112.04	44.128	51.934	611.30	132.24	.26177
#1	.00300	.00045	.00130	.00371	-.00033	.00102	4.4708
#2	.00165	-.00007	.00050	.00148	-.00112	-.00025	4.4618

Line	Conc.	Units	SD/RSD	1	2	3	4	5
*** Sample ID: KT8G3			Seq: 30	15:07:31 26 Aug 08	HG			
Hg	.097	ppb	288					
*** Sample ID: KT8G5			Seq: 31	15:09:09 26 Aug 08	HG			
Hg	.165	ppb	490					
*** Sample ID: KT8G6			Seq: 32	15:10:50 26 Aug 08	HG			
Hg	.183	ppb	546					
*** Sample ID: KT8HG			Seq: 33	15:12:40 26 Aug 08	HG			
Hg	.118	ppb	351					
*** Sample ID: KT8HJ			Seq: 34	15:14:18 26 Aug 08	HG			
Hg	.228	ppb	678					
*** Sample ID: CCV6-3			Seq: 35	15:16:07 26 Aug 08	HG			
Hg	4.92	ppb	14645					
*** Sample ID: CCB3			Seq: 36	15:17:47 26 Aug 08	HG			
Hg	-.011	ppb	-33					
*** Sample ID: KT8HN			Seq: 37	15:19:24 26 Aug 08	HG			
Hg	.188	ppb	560					
*** Sample ID: KT8H0			Seq: 38	15:21:03 26 Aug 08	HG			
Hg	.248	ppb	738					
*** Sample ID: KT8JD			Seq: 39	15:22:53 26 Aug 08	HG			
Hg	.156	ppb	466					
*** Sample ID: KT8JE			Seq: 40	15:24:33 26 Aug 08	HG			
Hg	.294	ppb	876					

Sample TP-1-0506 mercury reported result 0.051 mg/kg

$$(.165)\left(\frac{100ml}{.6g}\right)\left(\frac{1}{.54}\right)\left(\frac{1}{1000}\right) =$$

0.0509 mg/kg

Strawberry Point

Percent Solids

Lab Name: TESTAMERICA PITTSBURGH **Method:** SM20 2540G

Client Name: Tetra Tech NUS, Inc **Lot Number:** C8H150236

Matrix: SOLID

NO SAMPLE PREPARATION PERFORMED / DIRECT INJECTION

Client Sample ID	Sample Number	Workorder	Result	Units	Min. Detection Limit	Reporting Limit	Dilution Factor	Prep Date - Analysis Date/Time	QC Batch
TP-11-06	C8H150236 001	KT8EG1AA	68.9	%	0.0		1	8/21/2008 - 8/22/2008 05:35	8234029
TP-5-06	C8H150236 002	KT8ET1AA	62.6	%	0.0		1	8/21/2008 - 8/22/2008 05:35	8234029
TP-16-05	C8H150236 003	KT8EW1AA	69.0	%	0.0		1	8/21/2008 - 8/22/2008 05:35	8234029
TP-10-0506	C8H150236 004	KT8E41AJ	69.6	%	0.0		1	8/21/2008 - 8/22/2008 05:35	8234029
TP-9-0405	C8H150236 005	KT8E81AH	90.4	%	0.0		1	8/21/2008 - 8/22/2008 05:35	8234029
TP-13-0506	C8H150236 006	KT8FD1AH	93.9	%	0.0		1	8/21/2008 - 8/22/2008 05:35	8234029
TP-7-0506	C8H150236 007	KT8FH1AJ	66.9	%	0.0		1	8/21/2008 - 8/22/2008 05:35	8234029
TP-20-0506	C8H150236 008	KT8FK1AA	92.6	%	0.0		1	8/21/2008 - 8/22/2008 05:35	8234029
TP-8-0506	C8H150236 009	KT8FL1AH	98.0	%	0.0		1	8/21/2008 - 8/22/2008 05:35	8234029
TP-19-0506	C8H150236 010	KT8G01AH	91.9	%	0.0		1	8/21/2008 - 8/22/2008 05:35	8234029
TP-6-0506	C8H150236 011	KT8G11AH	66.6	%	0.0		1	8/21/2008 - 8/22/2008 05:35	8234029
TP-3-0506	C8H150236 012	KT8G31AJ	85.6	%	0.0		1	8/21/2008 - 8/22/2008 05:35	8234029
TP-1-0506	C8H150236 013	KT8G51AH	54.2	%	0.0		1	8/21/2008 - 8/22/2008 05:35	8234029
TP-14-0506	C8H150236 014	KT8G61AH	75.9	%	0.0		1	8/21/2008 - 8/22/2008 05:35	8234029
TP-15-0506	C8H150236 015	KT8HG1AA	70.1	%	0.0		1	8/21/2008 - 8/22/2008 05:35	8234029
TP-2-0708	C8H150236 016	KT8HJ1AH	54.5	%	0.0		1	8/21/2008 - 8/22/2008 05:35	8234029
TP-18-0607	C8H150236 017	KT8HN1AA	64.4	%	0.0		1	8/21/2008 - 8/22/2008 05:35	8234029
TP-12-0708	C8H150236 018	KT8H01AH	52.1	%	0.0		1	8/21/2008 - 8/22/2008 05:35	8234029

Strawberry Point

Percent Solids

Lab Name: TESTAMERICA PITTSBURGH **Method:** SM20 2540G

Client Name: Tetra Tech NUS, Inc **Lot Number:** C8H150236

Matrix: SOLID

TP-4-0506	C8H150236 019	KT8JD1AH	53.2	%	0.0		1	8/21/2008 - 8/22/2008 05:35	8234029
TP-17-0506	C8H150236 020	KT8JE1AA	56.9	%	0.0		1	8/21/2008 - 8/22/2008 05:35	8234029

Strawberry Point

Percent Solids

Lab Name:	TESTAMERICA PITTSBURGH	**Method:**	SM20 2540G
Client Name:	Tetra Tech NUS, Inc	**Report ID:**	C8H150236
Matrix:	SOLID	**Date/Time Received:**	8/15/2008 10:20:00AM

Client Sample ID	Sample Number	Workorder	Result	Units	Reporting Limit	Prep Date-Analysis Date/Time	QC Batch	RPD / Limit (%)
TP-11-06 DUP	001 DUP	KT8EG1A8	70.9	%	1.0	8/21/2008 - 8/22/2008 05:35	8234029	2.8 / 20

Laboratory Control Sample Report

Radiochemistry

Client Lot ID: C8H150236
Matrix: SOLID

Parameter	Spike Amount	Result	Total Uncert. (2 σ+/-)	MDC	% Yld	% Rec	Lab Sample ID QC Control Limits
Gross Alpha/Beta EPA 900			pCi/g	900.0 MOD			F8H190000-164C
Gross Alpha	34.0	30.2	6.9	4.3		89	(53 - 117)
Gross Beta	37.0	24.7	3.3	2.0		67	(42 - 123)
	Batch #:	8232164		Analysis Date:	08/21/08		

NOTE(S)

MDC is determined by instrument performance only
Calculations are performed before rounding to avoid round-off error in calculated results

BLANK INTERFERENCE

Sample ID	Radionuclide	Sample Result	Sample Error 1-sigma	Blank Result	Blank Error 1-sigma	Mean Difference
TP-5-06	gross beta	25.9	2.1	2.3	0.7	10.66139325
TP-10-0506	gross beta	24.8	2.15	2.3	0.7	9.950980097
TP-7-0506	gross beta	17.6	1.8	2.3	0.7	7.922039708
TP-3-0506	gross beta	17.2	1.6	2.3	0.7	8.531715181
TP-15-0506	gross beta	28.5	1.95	2.3	0.7	12.64579506

Labatory Duplicate Results

Sample ID	Radionuclide	Original Result	Original Error 1-sigma	Duplicate Result	Duplicate Error 1-sigma	RDL nondetected Result	Mean Difference
TP-5-06	gross alpha	24.5	3.55	21	3.3		0.722110112
TP-5-06	gross beta	25.9	2.1	23.9	1.95		0.697898563

Sample Calculation

Sample ID	Radionuclide	CPM sample	CPM backgrou	Aliquot	efficiency	count time (min)	Activity
TP-5-06	gross alpha	0.42	0.084	0.0652	0.0946	200	24.5384751
	gross beta	1.881	0.446	0.0652	0.383	200	25.88526151

METHOD BLANK REPORT

Radiochemistry

Client Lot ID: C8H150236
Matrix: SOLID

Parameter	Result	Qual	Total Uncert. (2 σ+/-)	RL	MDC		Prep Date	Lab Sample ID Analysis Date
Gross Alpha/Beta EPA 900			pCi/g	Batch #	8232164	Yld %		F8H190000-164B
Gross Alpha	-0.4	U	2.5	10.0	5.1		08/19/08	08/21/08
Gross Beta	2.3	J	1.4	10.0	2.0		08/19/08	08/21/08

NOTE(S)

Data are incomplete without the case narrative.

MDC is determined using instrument performance only
Bold results are greater than the MDC

J Result is greater than sample detection limit but less than stated reporting limit.
U Result is less than the sample detection limit.

Tetra Tech NUS, Inc

Client Sample ID: TP-5-06 DUP

Radiochemistry

Lab Sample ID: C8H150236-002X
Work Order: KT8ET
Matrix: SOLID

Date Collected: 08/12/08 1150
Date Received: 08/15/08 1020

Parameter	Result	Qual	Total Uncert. (2 σ+/-)	RL	MDC	Prep Date	Analysis Date
Gross Alpha/Beta EPA 900				pCi/g		Batch # 8232164	Yld %
Gross Alpha	21.0		6.6	10.0	6.0	08/19/08	08/21/08
Gross Beta	23.9		3.9	10.0	3.0	08/19/08	08/21/08

NOTE(S)

Data are incomplete without the case narrative.

MDC is determined by instrument performance only.
Bold results are greater than the MDC

DUPLICATE EVALUATION REPORT

Radiochemistry

Client Lot ID: C8H150236
Matrix: SOLID

Date Sampled: 08/12/08
Date Received: 08/15/08

Parameter	SAMPLE Result	Total Uncert. (2σ +/-)	% Yld	DUPLICATE Result	Total Uncert. (2 σ +/-)	% Yld	QC Sample ID Precision	
Gross Alpha/Beta EPA 900			pCi/g	900.0 MOD			C8H150236-002	
Gross Alpha	24.5	7.1		21.0	6.6		15	%RPD
Gross Beta	25.9	4.2		23.9	3.9		8	%RPD
Batch #:		8232164	(Sample)	8232164	(Duplicate)			

NOTE(S)

Data are incomplete without the case narrative.
Calculations are performed before rounding to avoid round-off error in calculated results

C8G150236

TestAmerica
THE LEADER IN ENVIRONMENTAL TESTING

Analysis Report for Gross Alpha/Beta

Batch: 8232164 **Operator:** 402630

Sample ID	WRKNO	Aliquot / Analyte	Mass Cs	Instr ID Cb	CountTime XT	CountTime CPMs	Ts CPMb	Eff	Tb Activity	Dilution	Sigma UncTot	UncCnt	MDA	DLC
C8H150236-002	KT8ET1A5	*6.520E-002g*	*0.0652 g*	*Protean12*	*8/21/08 9:22*		*200.00*		*1000.00*	*1.00*	*2.00*			
		Gross Alpha	84	84	23.83	4.200E-001	8.400E-002	0.0946	**2.454E+001**pCi/g		7.105E+000	6.828E+000	6.385E+000	3.483E+000
		Gross Beta	400	446	23.83	1.881E+000	4.460E-001	0.3830	**2.588E+001**pCi/g		4.155E+000	3.687E+000	3.314E+000	1.982E+000
C8H150236-002X	KT8ET1A7	*6.460E-002g*	*0.0646 g*	*Protean13*	*8/21/08 9:22*		*200.00*		*1000.00*	*1.00*	*2.00*			
		Gross Alpha	71	71	21.38	3.550E-001	7.100E-002	0.0941	**2.105E+001**pCi/g		6.587E+000	6.368E+000	6.036E+000	3.248E+000
		Gross Beta	360	366	21.38	1.693E+000	3.660E-001	0.3867	**2.393E+001**pCi/g		3.914E+000	3.490E+000	3.024E+000	1.795E+000
C8H150236-004	KT8E41AG	*5.620E-002g*	*0.0562 g*	*Protean15*	*8/21/08 9:22*		*200.00*		*1000.00*	*1.00*	*2.00*			
		Gross Alpha	74	51	20.43	3.700E-001	5.100E-002	0.1045	**2.447E+001**pCi/g		6.969E+000	6.689E+000	5.454E+000	2.850E+000
		Gross Beta	348	405	20.43	1.638E+000	4.050E-001	0.3985	**2.480E+001**pCi/g		4.254E+000	3.838E+000	3.534E+000	2.106E+000
C8H150236-007	KT8FH1AG	*6.330E-002g*	*0.0633 g*	*Protean10*	*8/21/08 12:55*		*200.00*		*1000.00*	*1.00*	*2.00*			
		Gross Alpha	78	60	22.75	3.900E-001	6.000E-002	0.0995	**2.361E+001**pCi/g		6.687E+000	6.415E+000	5.435E+000	2.883E+000
		Gross Beta	295	423	22.75	1.361E+000	4.230E-001	0.3800	**1.757E+001**pCi/g		3.554E+000	3.307E+000	3.358E+000	2.003E+000
C8H150236-012	KT8G31AG	*7.650E-002g*	*0.0765 g*	*Protean11*	*8/21/08 12:55*		*200.00*		*1000.00*	*1.00*	*2.00*			
		Gross Alpha	83	57	21.88	4.150E-001	5.700E-002	0.0884	**2.385E+001**pCi/g		6.440E+000	6.151E+000	4.955E+000	2.616E+000
		Gross Beta	330	442	21.88	1.541E+000	4.420E-001	0.3752	**1.724E+001**pCi/g		3.192E+000	2.926E+000	2.871E+000	1.716E+000
C8H150236-015	KT8HG1A6	*8.120E-002g*	*0.0812 g*	*Protean12*	*8/21/08 12:56*		*200.00*		*1000.00*	*1.00*	*2.00*			
		Gross Alpha	81	84	23.46	4.050E-001	8.400E-002	0.0829	**2.149E+001**pCi/g		6.383E+000	6.148E+000	5.851E+000	3.191E+000
		Gross Beta	504	446	23.46	2.403E+000	4.460E-001	0.3803	**2.854E+001**pCi/g		3.945E+000	3.332E+000	2.680E+000	1.603E+000
F8H190000-164B	KVDAG1AA	*9.850E-002g*	*0.0985 g*	*Protean13*	*8/21/08 12:56*		*200.00*		*1000.00*	*1.00*	*2.00*			
		Gross Alpha	13	71	4.09	6.500E-002	7.100E-002	0.0726	**-3.782E-001**pCi/g		2.509E+000	2.509E+000	5.134E+000	2.763E+000
		Gross Beta	115	366	4.09	5.546E-001	3.660E-001	0.3800	**2.269E+000**pCi/g		1.380E+000	1.370E+000	2.018E+000	1.198E+000
F8H190000-164C	KVDAG1AC	*9.990E-002g*	*0.0999 g*	*Protean15*	*8/21/08 12:56*		*200.00*		*1000.00*	*1.00*	*2.00*			
		Gross Alpha	110	51	32.16	5.500E-001	5.100E-002	0.0744	**3.025E+001**pCi/g		6.858E+000	6.417E+000	4.311E+000	2.252E+000
		Gross Beta	541	405	32.16	2.544E+000	4.050E-001	0.3905	**2.470E+001**pCi/g		3.282E+000	2.726E+000	2.029E+000	1.209E+000

Laboratory Control Sample Information

SampID	WRKNO	Analyte	Activity	StdAdded	Recovery	LCL	UCL
F8H190000-164C	KVDAG1AC	Gross Alpha	3.025E+001pCi/g	3.401E+001pCi/g	88.95%	53.00	117.00
F8H190000-164C	KVDAG1AC	Gross Beta	2.470E+001pCi/g	3.698E+001pCi/g	66.79%	42.00	123.00

Sample Duplicate Information

Sample ID	Dup Sample ID	Analyte	Sample Activity	Dup Activity	RPD	RER	DER
C8H150236-002	C8H150236-002X	Gross Alpha	2.454E+001pCi/g	2.105E+001pCi/g	15.35%	2.556E-001	7.224E-001
C8H150236-002	C8H150236-002X	Gross Beta	2.588E+001pCi/g	2.393E+001pCi/g	7.83%	2.418E-001	6.837E-001

5032

(50001-51317)

Sample ID	WRKNO	Aliquot	Mass	Instr ID	CountTime		Ts		Tb	Dilution	Sigma			
		Analyte	Cs	Cb	XT	CPMs	CPMb	Eff	Activity		UncTot	UncCnt	MDA	DLC

Matrix Spike Information

SampID	SampMSID	Analyte	Sample Activity	MS Activity	StdAdded	MSRecovery
						%

8/22/2008 10:39:00AM Page 2 of 2 RadCapture, version 4.0.86, released 1/24/2008

C8G150236 5033 (5001-5137)

Tetra Tech NUS **INTERNAL CORRESPONDENCE**

TO: **D. MURALI** **DATE:** **SEPTEMBER 24, 2008**

FROM: **JOSEPH KALINYAK** **COPIES:** **DV FILE**

SUBJECT: **ORGANIC DATA VALIDATION- VOC/SVOC/PCB**
STRAWBERRY POINT
SDG C8H210225

SAMPLES: 11/Soil/VOC/SVOC

SB-10-0607	SB-1-0506	SB-11-0708
SB-2-0910	SB-3-0607	SB-4-0607
SB-5-0708	SB-6-0708	SB-7-0506
SB-8-0506	SB-9-0708	

5/Soil/PCB

SB-2-0910	SB-3-0607	SB-5-0708
SB-6-0708	SB-7-0506	

Overview

The sample set for Strawberry Point SDG C8H210225 consists of eleven (11) soil environmental samples. All eleven (11) soil samples were analyzed for Target Compound List (TCL) volatile organic compounds (VOC) and semi-volatile organic compounds (SVOC). Five (5) of the samples, SB-2-0910, SB-3-0607, SB-5-0708, SB-6-0708, and SB-7-0506, were analyzed for polychlorinated biphenyls (PCB).

The samples were collected by Tetra Tech on August 19 and 20, 2008 and analyzed by TestAmerica-Pittsburgh. All analyses were conducted in accordance with SW-846 Methods 8260B, 8270C, and 8082 analytical and reporting protocols.

The data contained in this SDG were validated with regard to the following parameters: data completeness, holding times, GCMS tuning, initial/continuing calibrations, laboratory method blank results, surrogate spike recoveries, blank spike/blank spike duplicate results, internal standard recoveries, chromatographic resolution, compound identification, compound quantitation, field duplicate precision, and detection limits. Areas of concern are listed below.

Major

No major issues.

Minor

No minor issues.

Notes

The VOC continuing calibration % D was greater than the quality control limit of 25% but less than 50% for dichlorodifluoromethane and 2-hexanone for instrument HP3 on 08/25/08 @ 05:18. All associated SDG samples were non-detects for these two compounds and no data qualification was necessary.

The SVOC continuing calibration % D was greater than the quality control limit of 25% but less than 50% for instrument 733 on 08/25/08 @ 22:50. All associated SDG samples were non-detects for benzaldehyde and no data qualification was necessary.

The intra-lab QC sample had surrogate decachlorobiphenyl % recovery greater than the quality control limit and greater than 150%. All SDG samples had surrogate recoveries for decachlorobiphenyl within the quality control limits and all samples were non-detects. No sample data was qualified.

All results were reported to practical quantitation limits.

Executive Summary

Laboratory Performance: No issues of significance were noted.

Other Factors Affecting Data Quality: None.

The data for these analyses were reviewed with reference to Region III modifications to U.S. EPA National Functional Guidelines for Organic Data Validation (Sept. 1994). The text of this report has been formulated to address only those problem areas affecting data quality.

Tetra Tech NUS
Joseph Kalinyak
Chemist/Data Validator

Tetra Tech NUS
Joseph A. Samchuck
Quality Assurance Officer

Attachments:
Appendix A – Qualified Analytical Results
Appendix B – Results as Reported by the Laboratory
Appendix C – Support Documentation

Appendix A

Qualified Analytical Results

Data Validation Qualifier Codes:

A = Lab Blank Contamination
B = Field Blank Contamination
C = Calibration Noncompliance (e.g. % RSDs, %Ds, ICVs, CCVs, RRFs, etc.)
C01 = GC/MS Tuning Noncompliance
D = MS/MSD Recovery Noncompliance
E = LCS/LCSD Recovery Noncompliance
F = Lab Duplicate Imprecision
G = Field Duplicate Imprecision
H = Holding Time Exceedance
I = ICP Serial Dilution Noncompliance
J = GFAA PDS - GFAA MSA's $r < 0.995$ / ICP PDS Recovery Noncompliance
K = ICP Interference - includes ICS % R Noncompliance
L = Instrument Calibration Range Exceedance
M = Sample Preservation Noncompliance
N = Internal Standard Noncompliance
N01 = Internal Standard Recovery Noncompliance Dioxins
N02 = Recovery Standard Noncompliance Dioxins
N03 = Clean-up Standard Noncompliance Dioxins
O = Poor Instrument Performance (e.g. base-line drifting)
P = Uncertainty near detection limit (< 2 x IDL for inorganics and <CRQL for organics)
Q = Other problems (can encompass a number of issues; e.g. chromatography,interferences, etc.)
R = Surrogates Recovery Noncompliance
S = Pesticide/PCB Resolution
T = % Breakdown Noncompliance for DDT and Endrin
U = % Difference between columns/detectors >25% for positive results determined via GC/HPLC
V = Non-linear calibrations; correlation coefficient $r < 0.995$
W = EMPC result
X = Signal to noise response drop
Y = Percent solids <30%
Z = Uncertainty at 2 sigma deviation is greater than sample activity

PROJ_NO: 01659

SDG: C8H210225 MEDIA: SOIL DATA FRACTION: OV

nsample	SB-10-0607
samp_date	8/20/2008
lab_id	C8H210225008
qc_type	NM
units	UG/KG
Pct_Solids	57.0
DUP_OF:	

Parameter	Result	Val Qual	Qual Code
1,1,1-TRICHLOROETHANE	8.8	U	
1,1,2,2-TETRACHLOROETHANE	8.8	U	
1,1,2-TRICHLOROETHANE	8.8	U	
1,1,2-TRICHLOROTRIFLUOROETHANE	8.8	U	
1,1-DICHLOROETHANE	8.8	U	
1,1-DICHLOROETHENE	8.8	U	
1,2,4-TRICHLOROBENZENE	8.8	U	
1,2-DIBROMO-3-CHLOROPROPANE	8.8	U	
1,2-DIBROMOETHANE	8.8	U	
1,2-DICHLOROBENZENE	8.8	U	
1,2-DICHLOROETHANE	8.8	U	
1,2-DICHLOROPROPANE	8.8	U	
1,3-DICHLOROBENZENE	8.8	U	
1,4-DICHLOROBENZENE	8.8	U	
2-BUTANONE	26		
2-HEXANONE	8.8	U	
4-METHYL-2-PENTANONE	8.8	U	
ACETONE	120		
BENZENE	8.8	U	
BROMODICHLOROMETHANE	8.8	U	
BROMOFORM	8.8	U	
BROMOMETHANE	8.8	U	
CARBON DISULFIDE	8.8	U	
CARBON TETRACHLORIDE	8.8	U	
CHLOROBENZENE	8.8	U	
CHLORODIBROMOMETHANE	8.8	U	
CHLOROETHANE	8.8	U	
CHLOROFORM	8.8	U	
CHLOROMETHANE	8.8	U	
CIS-1,2-DICHLOROETHENE	8.8	U	
CIS-1,3-DICHLOROPROPENE	8.8	U	
CYCLOHEXANE	8.8	U	

nsample	SB-10-0607
samp_date	8/20/2008
lab_id	C8H210225008
qc_type	NM
units	UG/KG
Pct_Solids	57.0
DUP_OF:	

Parameter	Result	Val Qual	Qual Code
DICHLORODIFLUOROMETHANE	8.8	U	
ETHYLBENZENE	8.8	U	
ISOPROPYLBENZENE	8.8	U	
METHYL ACETATE	8.8	U	
METHYL CYCLOHEXANE	8.8	U	
METHYL TERT-BUTYL ETHER	8.8	U	
METHYLENE CHLORIDE	8.8	U	
STYRENE	8.8	U	
TETRACHLOROETHENE	8.8	U	
TOLUENE	8.8	U	
TOTAL XYLENES	26	U	
TRANS-1,2-DICHLOROETHENE	8.8	U	
TRANS-1,3-DICHLOROPROPENE	8.8	U	
TRICHLOROETHENE	8.8	U	
TRICHLOROFLUOROMETHANE	8.8	U	
VINYL CHLORIDE	8.8	U	

nsample	SB-1-0506
samp_date	8/19/2008
lab_id	C8H210225005
qc_type	NM
units	UG/KG
Pct_Solids	56.0
DUP_OF:	

Parameter	Result	Val Qual	Qual Code
1,1,1-TRICHLOROETHANE	9	U	
1,1,2,2-TETRACHLOROETHANE	9	U	
1,1,2-TRICHLOROETHANE	9	U	
1,1,2-TRICHLOROTRIFLUOROETHANE	9	U	
1,1-DICHLOROETHANE	9	U	
1,1-DICHLOROETHENE	9	U	
1,2,4-TRICHLOROBENZENE	9	U	
1,2-DIBROMO-3-CHLOROPROPANE	9	U	
1,2-DIBROMOETHANE	9	U	
1,2-DICHLOROBENZENE	9	U	
1,2-DICHLOROETHANE	9	U	
1,2-DICHLOROPROPANE	9	U	
1,3-DICHLOROBENZENE	9	U	
1,4-DICHLOROBENZENE	9	U	
2-BUTANONE	16		
2-HEXANONE	9	U	
4-METHYL-2-PENTANONE	9	U	
ACETONE	74		
BENZENE	9	U	
BROMODICHLOROMETHANE	9	U	
BROMOFORM	9	U	
BROMOMETHANE	9	U	
CARBON DISULFIDE	6	J	P
CARBON TETRACHLORIDE	9	U	
CHLOROBENZENE	9	U	
CHLORODIBROMOMETHANE	9	U	
CHLOROETHANE	9	U	
CHLOROFORM	9	U	
CHLOROMETHANE	9	U	
CIS-1,2-DICHLOROETHENE	9	U	
CIS-1,3-DICHLOROPROPENE	9	U	
CYCLOHEXANE	9	U	

PROJ_NO: 01659

SDG: C8H210225 MEDIA: SOIL DATA FRACTION: OV

nsample	SB-1-0506
samp_date	8/19/2008
lab_id	C8H210225005
qc_type	NM
units	UG/KG
Pct_Solids	56.0
DUP_OF:	

Parameter	Result	Val Qual	Qual Code
DICHLORODIFLUOROMETHANE	9	U	
ETHYLBENZENE	9	U	
ISOPROPYLBENZENE	9	U	
METHYL ACETATE	9	U	
METHYL CYCLOHEXANE	9	U	
METHYL TERT-BUTYL ETHER	9	U	
METHYLENE CHLORIDE	9	U	
STYRENE	9	U	
TETRACHLOROETHENE	9	U	
TOLUENE	9	U	
TOTAL XYLENES	27	U	
TRANS-1,2-DICHLOROETHENE	9	U	
TRANS-1,3-DICHLOROPROPENE	9	U	
TRICHLOROETHENE	9	U	
TRICHLOROFLUOROMETHANE	9	U	
VINYL CHLORIDE	9	U	

nsample	SB-11-0708
samp_date	8/19/2008
lab_id	C8H210225003
qc_type	NM
units	UG/KG
Pct_Solids	58.0
DUP_OF:	

Parameter	Result	Val Qual	Qual Code
1,1,1-TRICHLOROETHANE	8.7	U	
1,1,2,2-TETRACHLOROETHANE	8.7	U	
1,1,2-TRICHLOROETHANE	8.7	U	
1,1,2-TRICHLOROTRIFLUOROETHANE	8.7	U	
1,1-DICHLOROETHANE	8.7	U	
1,1-DICHLOROETHENE	8.7	U	
1,2,4-TRICHLOROBENZENE	8.7	U	
1,2-DIBROMO-3-CHLOROPROPANE	8.7	U	
1,2-DIBROMOETHANE	8.7	U	
1,2-DICHLOROBENZENE	8.7	U	
1,2-DICHLOROETHANE	8.7	U	
1,2-DICHLOROPROPANE	8.7	U	
1,3-DICHLOROBENZENE	8.7	U	
1,4-DICHLOROBENZENE	8.7	U	
2-BUTANONE	8.7	U	
2-HEXANONE	8.7	U	
4-METHYL-2-PENTANONE	8.7	U	
ACETONE	40		
BENZENE	8.7	U	
BROMODICHLOROMETHANE	8.7	U	
BROMOFORM	8.7	U	
BROMOMETHANE	8.7	U	
CARBON DISULFIDE	8.7	U	
CARBON TETRACHLORIDE	8.7	U	
CHLOROBENZENE	8.7	U	
CHLORODIBROMOMETHANE	8.7	U	
CHLOROETHANE	8.7	U	
CHLOROFORM	8.7	U	
CHLOROMETHANE	8.7	U	
CIS-1,2-DICHLOROETHENE	8.7	U	
CIS-1,3-DICHLOROPROPENE	8.7	U	
CYCLOHEXANE	8.7	U	

nsample	SB-11-0708
samp_date	8/19/2008
lab_id	C8H210225003
qc_type	NM
units	UG/KG
Pct_Solids	58.0
DUP_OF:	

Parameter	Result	Val Qual	Qual Code
DICHLORODIFLUOROMETHANE	8.7	U	
ETHYLBENZENE	8.7	U	
ISOPROPYLBENZENE	8.7	U	
METHYL ACETATE	8.7	U	
METHYL CYCLOHEXANE	8.7	U	
METHYL TERT-BUTYL ETHER	8.7	U	
METHYLENE CHLORIDE	8.7	U	
STYRENE	8.7	U	
TETRACHLOROETHENE	8.7	U	
TOLUENE	8.7	U	
TOTAL XYLENES	26	U	
TRANS-1,2-DICHLOROETHENE	8.7	U	
TRANS-1,3-DICHLOROPROPENE	8.7	U	
TRICHLOROETHENE	8.7	U	
TRICHLOROFLUOROMETHANE	8.7	U	
VINYL CHLORIDE	8.7	U	

PROJ_NO: 01659

SDG: C8H210225 MEDIA: SOIL DATA FRACTION: OV

nsample	SB-2-0910
samp_date	8/19/2008
lab_id	C8H210225001
qc_type	NM
units	UG/KG
Pct_Solids	87.0
DUP_OF:	

Parameter	Result	Val Qual	Qual Code
1,1,1-TRICHLOROETHANE	5.7	U	
1,1,2,2-TETRACHLOROETHANE	5.7	U	
1,1,2-TRICHLOROETHANE	5.7	U	
1,1,2-TRICHLOROTRIFLUOROETHANE	5.7	U	
1,1-DICHLOROETHANE	5.7	U	
1,1-DICHLOROETHENE	5.7	U	
1,2,4-TRICHLOROBENZENE	5.7	U	
1,2-DIBROMO-3-CHLOROPROPANE	5.7	U	
1,2-DIBROMOETHANE	5.7	U	
1,2-DICHLOROBENZENE	5.7	U	
1,2-DICHLOROETHANE	5.7	U	
1,2-DICHLOROPROPANE	5.7	U	
1,3-DICHLOROBENZENE	5.7	U	
1,4-DICHLOROBENZENE	5.7	U	
2-BUTANONE	5.7	U	
2-HEXANONE	5.7	U	
4-METHYL-2-PENTANONE	5.7	U	
ACETONE	23	U	
BENZENE	5.7	U	
BROMODICHLOROMETHANE	5.7	U	
BROMOFORM	5.7	U	
BROMOMETHANE	5.7	U	
CARBON DISULFIDE	5.7	U	
CARBON TETRACHLORIDE	5.7	U	
CHLOROBENZENE	5.7	U	
CHLORODIBROMOMETHANE	5.7	U	
CHLOROETHANE	5.7	U	
CHLOROFORM	5.7	U	
CHLOROMETHANE	5.7	U	
CIS-1,2-DICHLOROETHENE	5.7	U	
CIS-1,3-DICHLOROPROPENE	5.7	U	
CYCLOHEXANE	5.7	U	

nsample	SB-2-0910
samp_date	8/19/2008
lab_id	C8H210225001
qc_type	NM
units	UG/KG
Pct_Solids	87.0
DUP_OF:	

Parameter	Result	Val Qual	Qual Code
DICHLORODIFLUOROMETHANE	5.7	U	
ETHYLBENZENE	5.7	U	
ISOPROPYLBENZENE	5.7	U	
METHYL ACETATE	5.7	U	
METHYL CYCLOHEXANE	5.7	U	
METHYL TERT-BUTYL ETHER	5.7	U	
METHYLENE CHLORIDE	5.7	U	
STYRENE	5.7	U	
TETRACHLOROETHENE	5.7	U	
TOLUENE	5.7	U	
TOTAL XYLENES	17	U	
TRANS-1,2-DICHLOROETHENE	5.7	U	
TRANS-1,3-DICHLOROPROPENE	5.7	U	
TRICHLOROETHENE	5.7	U	
TRICHLOROFLUOROMETHANE	5.7	U	
VINYL CHLORIDE	5.7	U	

nsample	SB-3-0607
samp_date	8/19/2008
lab_id	C8H210225006
qc_type	NM
units	UG/KG
Pct_Solids	83.0
DUP_OF:	

Parameter	Result	Val Qual	Qual Code
1,1,1-TRICHLOROETHANE	6	U	
1,1,2,2-TETRACHLOROETHANE	6	U	
1,1,2-TRICHLOROETHANE	6	U	
1,1,2-TRICHLOROTRIFLUOROETHANE	6	U	
1,1-DICHLOROETHANE	6	U	
1,1-DICHLOROETHENE	6	U	
1,2,4-TRICHLOROBENZENE	6	U	
1,2-DIBROMO-3-CHLOROPROPANE	6	U	
1,2-DIBROMOETHANE	6	U	
1,2-DICHLOROBENZENE	6	U	
1,2-DICHLOROETHANE	6	U	
1,2-DICHLOROPROPANE	6	U	
1,3-DICHLOROBENZENE	6	U	
1,4-DICHLOROBENZENE	6	U	
2-BUTANONE	6	U	
2-HEXANONE	6	U	
4-METHYL-2-PENTANONE	6	U	
ACETONE	24	U	
BENZENE	6	U	
BROMODICHLOROMETHANE	6	U	
BROMOFORM	6	U	
BROMOMETHANE	6	U	
CARBON DISULFIDE	6	U	
CARBON TETRACHLORIDE	6	U	
CHLOROBENZENE	6	U	
CHLORODIBROMOMETHANE	6	U	
CHLOROETHANE	6	U	
CHLOROFORM	6	U	
CHLOROMETHANE	6	U	
CIS-1,2-DICHLOROETHENE	6	U	
CIS-1,3-DICHLOROPROPENE	6	U	
CYCLOHEXANE	6	U	

PROJ_NO: 01659

SDG: C8H210225 MEDIA: SOIL DATA FRACTION: OV

nsample	SB-3-0607
samp_date	8/19/2008
lab_id	C8H210225006
qc_type	NM
units	UG/KG
Pct_Solids	83.0
DUP_OF:	

Parameter	Result	Val Qual	Qual Code
DICHLORODIFLUOROMETHANE	6	U	
ETHYLBENZENE	6	U	
ISOPROPYLBENZENE	6	U	
METHYL ACETATE	6	U	
METHYL CYCLOHEXANE	6	U	
METHYL TERT-BUTYL ETHER	6	U	
METHYLENE CHLORIDE	6	U	
STYRENE	6	U	
TETRACHLOROETHENE	6	U	
TOLUENE	6	U	
TOTAL XYLENES	18	U	
TRANS-1,2-DICHLOROETHENE	6	U	
TRANS-1,3-DICHLOROPROPENE	6	U	
TRICHLOROETHENE	6	U	
TRICHLOROFLUOROMETHANE	6	U	
VINYL CHLORIDE	6	U	

nsample	SB-4-0607
samp_date	8/19/2008
lab_id	C8H210225004
qc_type	NM
units	UG/KG
Pct_Solids	71.0
DUP_OF:	

Parameter	Result	Val Qual	Qual Code
1,1,1-TRICHLOROETHANE	7.1	U	
1,1,2,2-TETRACHLOROETHANE	7.1	U	
1,1,2-TRICHLOROETHANE	7.1	U	
1,1,2-TRICHLOROTRIFLUOROETHANE	7.1	U	
1,1-DICHLOROETHANE	7.1	U	
1,1-DICHLOROETHENE	7.1	U	
1,2,4-TRICHLOROBENZENE	7.1	U	
1,2-DIBROMO-3-CHLOROPROPANE	7.1	U	
1,2-DIBROMOETHANE	7.1	U	
1,2-DICHLOROBENZENE	7.1	U	
1,2-DICHLOROETHANE	7.1	U	
1,2-DICHLOROPROPANE	7.1	U	
1,3-DICHLOROBENZENE	7.1	U	
1,4-DICHLOROBENZENE	7.1	U	
2-BUTANONE	7.1	U	
2-HEXANONE	7.1	U	
4-METHYL-2-PENTANONE	7.1	U	
ACETONE	38		
BENZENE	7.1	U	
BROMODICHLOROMETHANE	7.1	U	
BROMOFORM	7.1	U	
BROMOMETHANE	7.1	U	
CARBON DISULFIDE	7.1	U	
CARBON TETRACHLORIDE	7.1	U	
CHLOROBENZENE	7.1	U	
CHLORODIBROMOMETHANE	7.1	U	
CHLOROETHANE	7.1	U	
CHLOROFORM	7.1	U	
CHLOROMETHANE	7.1	U	
CIS-1,2-DICHLOROETHENE	7.1	U	
CIS-1,3-DICHLOROPROPENE	7.1	U	
CYCLOHEXANE	7.1	U	

nsample	SB-4-0607
samp_date	8/19/2008
lab_id	C8H210225004
qc_type	NM
units	UG/KG
Pct_Solids	71.0
DUP_OF:	

Parameter	Result	Val Qual	Qual Code
DICHLORODIFLUOROMETHANE	7.1	U	
ETHYLBENZENE	7.1	U	
ISOPROPYLBENZENE	7.1	U	
METHYL ACETATE	7.1	U	
METHYL CYCLOHEXANE	7.1	U	
METHYL TERT-BUTYL ETHER	7.1	U	
METHYLENE CHLORIDE	7.1	U	
STYRENE	7.1	U	
TETRACHLOROETHENE	7.1	U	
TOLUENE	7.1	U	
TOTAL XYLENES	21	U	
TRANS-1,2-DICHLOROETHENE	7.1	U	
TRANS-1,3-DICHLOROPROPENE	7.1	U	
TRICHLOROETHENE	7.1	U	
TRICHLOROFLUOROMETHANE	7.1	U	
VINYL CHLORIDE	7.1	U	

PROJ_NO: 01659

SDG: C8H210225 MEDIA: SOIL DATA FRACTION: OV

nsample	SB-5-0708
samp_date	8/20/2008
lab_id	C8H210225007
qc_type	NM
units	UG/KG
Pct_Solids	68.0
DUP_OF:	

Parameter	Result	Val Qual	Qual Code
1,1,1-TRICHLOROETHANE	7.4	U	
1,1,2,2-TETRACHLOROETHANE	7.4	U	
1,1,2-TRICHLOROETHANE	7.4	U	
1,1,2-TRICHLOROTRIFLUOROETHANE	7.4	U	
1,1-DICHLOROETHANE	7.4	U	
1,1-DICHLOROETHENE	7.4	U	
1,2,4-TRICHLOROBENZENE	7.4	U	
1,2-DIBROMO-3-CHLOROPROPANE	7.4	U	
1,2-DIBROMOETHANE	7.4	U	
1,2-DICHLOROBENZENE	7.4	U	
1,2-DICHLOROETHANE	7.4	U	
1,2-DICHLOROPROPANE	7.4	U	
1,3-DICHLOROBENZENE	7.4	U	
1,4-DICHLOROBENZENE	7.4	U	
2-BUTANONE	17		
2-HEXANONE	7.4	U	
4-METHYL-2-PENTANONE	7.4	U	
ACETONE	92		
BENZENE	7.4	U	
BROMODICHLOROMETHANE	7.4	U	
BROMOFORM	7.4	U	
BROMOMETHANE	7.4	U	
CARBON DISULFIDE	3.5	J	P
CARBON TETRACHLORIDE	7.4	U	
CHLOROBENZENE	7.4	U	
CHLORODIBROMOMETHANE	7.4	U	
CHLOROETHANE	7.4	U	
CHLOROFORM	7.4	U	
CHLOROMETHANE	7.4	U	
CIS-1,2-DICHLOROETHENE	7.4	U	
CIS-1,3-DICHLOROPROPENE	7.4	U	
CYCLOHEXANE	7.4	U	

nsample	SB-5-0708
samp_date	8/20/2008
lab_id	C8H210225007
qc_type	NM
units	UG/KG
Pct_Solids	68.0
DUP_OF:	

Parameter	Result	Val Qual	Qual Code
DICHLORODIFLUOROMETHANE	7.4	U	
ETHYLBENZENE	7.4	U	
ISOPROPYLBENZENE	7.4	U	
METHYL ACETATE	7.4	U	
METHYL CYCLOHEXANE	7.4	U	
METHYL TERT-BUTYL ETHER	7.4	U	
METHYLENE CHLORIDE	7.4	U	
STYRENE	7.4	U	
TETRACHLOROETHENE	7.4	U	
TOLUENE	7.4	U	
TOTAL XYLENES	22	U	
TRANS-1,2-DICHLOROETHENE	7.4	U	
TRANS-1,3-DICHLOROPROPENE	7.4	U	
TRICHLOROETHENE	7.4	U	
TRICHLOROFLUOROMETHANE	7.4	U	
VINYL CHLORIDE	7.4	U	

nsample	SB-6-0708
samp_date	8/20/2008
lab_id	C8H210225011
qc_type	NM
units	UG/KG
Pct_Solids	81.0
DUP_OF:	

Parameter	Result	Val Qual	Qual Code
1,1,1-TRICHLOROETHANE	6.2	U	
1,1,2,2-TETRACHLOROETHANE	6.2	U	
1,1,2-TRICHLOROETHANE	6.2	U	
1,1,2-TRICHLOROTRIFLUOROETHANE	6.2	U	
1,1-DICHLOROETHANE	6.2	U	
1,1-DICHLOROETHENE	6.2	U	
1,2,4-TRICHLOROBENZENE	6.2	U	
1,2-DIBROMO-3-CHLOROPROPANE	6.2	U	
1,2-DIBROMOETHANE	6.2	U	
1,2-DICHLOROBENZENE	6.2	U	
1,2-DICHLOROETHANE	6.2	U	
1,2-DICHLOROPROPANE	6.2	U	
1,3-DICHLOROBENZENE	6.2	U	
1,4-DICHLOROBENZENE	6.2	U	
2-BUTANONE	6.2	U	
2-HEXANONE	6.2	U	
4-METHYL-2-PENTANONE	6.2	U	
ACETONE	25	U	
BENZENE	6.2	U	
BROMODICHLOROMETHANE	6.2	U	
BROMOFORM	6.2	U	
BROMOMETHANE	6.2	U	
CARBON DISULFIDE	6.2	U	
CARBON TETRACHLORIDE	6.2	U	
CHLOROBENZENE	6.2	U	
CHLORODIBROMOMETHANE	6.2	U	
CHLOROETHANE	6.2	U	
CHLOROFORM	6.2	U	
CHLOROMETHANE	6.2	U	
CIS-1,2-DICHLOROETHENE	6.2	U	
CIS-1,3-DICHLOROPROPENE	6.2	U	
CYCLOHEXANE	6.2	U	

PROJ_NO: 01659

SDG: C8H210225 MEDIA: SOIL DATA FRACTION: OV

nsample	SB-6-0708
samp_date	8/20/2008
lab_id	C8H210225011
qc_type	NM
units	UG/KG
Pct_Solids	81.0
DUP_OF:	

Parameter	Result	Val Qual	Qual Code
DICHLORODIFLUOROMETHANE	6.2	U	
ETHYLBENZENE	6.2	U	
ISOPROPYLBENZENE	6.2	U	
METHYL ACETATE	6.2	U	
METHYL CYCLOHEXANE	6.2	U	
METHYL TERT-BUTYL ETHER	6.2	U	
METHYLENE CHLORIDE	6.2	U	
STYRENE	6.2	U	
TETRACHLOROETHENE	6.2	U	
TOLUENE	6.2	U	
TOTAL XYLENES	19	U	
TRANS-1,2-DICHLOROETHENE	6.2	U	
TRANS-1,3-DICHLOROPROPENE	6.2	U	
TRICHLOROETHENE	6.2	U	
TRICHLOROFLUOROMETHANE	6.2	U	
VINYL CHLORIDE	6.2	U	

nsample	SB-7-0506
samp_date	8/19/2008
lab_id	C8H210225002
qc_type	NM
units	UG/KG
Pct_Solids	82.0
DUP_OF:	

Parameter	Result	Val Qual	Qual Code
1,1,1-TRICHLOROETHANE	6.1	U	
1,1,2,2-TETRACHLOROETHANE	6.1	U	
1,1,2-TRICHLOROETHANE	6.1	U	
1,1,2-TRICHLOROTRIFLUOROETHANE	6.1	U	
1,1-DICHLOROETHANE	6.1	U	
1,1-DICHLOROETHENE	6.1	U	
1,2,4-TRICHLOROBENZENE	6.1	U	
1,2-DIBROMO-3-CHLOROPROPANE	6.1	U	
1,2-DIBROMOETHANE	6.1	U	
1,2-DICHLOROBENZENE	6.1	U	
1,2-DICHLOROETHANE	6.1	U	
1,2-DICHLOROPROPANE	6.1	U	
1,3-DICHLOROBENZENE	6.1	U	
1,4-DICHLOROBENZENE	6.1	U	
2-BUTANONE	6.1	U	
2-HEXANONE	6.1	U	
4-METHYL-2-PENTANONE	6.1	U	
ACETONE	24	U	
BENZENE	6.1	U	
BROMODICHLOROMETHANE	6.1	U	
BROMOFORM	6.1	U	
BROMOMETHANE	6.1	U	
CARBON DISULFIDE	6.1	U	
CARBON TETRACHLORIDE	6.1	U	
CHLOROBENZENE	6.1	U	
CHLORODIBROMOMETHANE	6.1	U	
CHLOROETHANE	6.1	U	
CHLOROFORM	6.1	U	
CHLOROMETHANE	6.1	U	
CIS-1,2-DICHLOROETHENE	6.1	U	
CIS-1,3-DICHLOROPROPENE	6.1	U	
CYCLOHEXANE	6.1	U	

nsample	SB-7-0506
samp_date	8/19/2008
lab_id	C8H210225002
qc_type	NM
units	UG/KG
Pct_Solids	82.0
DUP_OF:	

Parameter	Result	Val Qual	Qual Code
DICHLORODIFLUOROMETHANE	6.1	U	
ETHYLBENZENE	6.1	U	
ISOPROPYLBENZENE	6.1	U	
METHYL ACETATE	6.1	U	
METHYL CYCLOHEXANE	6.1	U	
METHYL TERT-BUTYL ETHER	6.1	U	
METHYLENE CHLORIDE	6.1	U	
STYRENE	6.1	U	
TETRACHLOROETHENE	6.1	U	
TOLUENE	6.1	U	
TOTAL XYLENES	18	U	
TRANS-1,2-DICHLOROETHENE	6.1	U	
TRANS-1,3-DICHLOROPROPENE	6.1	U	
TRICHLOROETHENE	6.1	U	
TRICHLOROFLUOROMETHANE	6.1	U	
VINYL CHLORIDE	6.1	U	

PROJ_NO: 01659

SDG: C8H210225 MEDIA: SOIL DATA FRACTION: OV

nsample	SB-8-0506
samp_date	8/20/2008
lab_id	C8H210225010
qc_type	NM
units	UG/KG
Pct_Solids	79.0
DUP_OF:	

Parameter	Result	Val Qual	Qual Code
1,1,1-TRICHLOROETHANE	6.3	U	
1,1,2,2-TETRACHLOROETHANE	6.3	U	
1,1,2-TRICHLOROETHANE	6.3	U	
1,1,2-TRICHLOROTRIFLUOROETHANE	6.3	U	
1,1-DICHLOROETHANE	6.3	U	
1,1-DICHLOROETHENE	6.3	U	
1,2,4-TRICHLOROBENZENE	6.3	U	
1,2-DIBROMO-3-CHLOROPROPANE	6.3	U	
1,2-DIBROMOETHANE	6.3	U	
1,2-DICHLOROBENZENE	6.3	U	
1,2-DICHLOROETHANE	6.3	U	
1,2-DICHLOROPROPANE	6.3	U	
1,3-DICHLOROBENZENE	6.3	U	
1,4-DICHLOROBENZENE	6.3	U	
2-BUTANONE	6.3	U	
2-HEXANONE	6.3	U	
4-METHYL-2-PENTANONE	6.3	U	
ACETONE	8.4	J	P
BENZENE	6.3	U	
BROMODICHLOROMETHANE	6.3	U	
BROMOFORM	6.3	U	
BROMOMETHANE	6.3	U	
CARBON DISULFIDE	6.3	U	
CARBON TETRACHLORIDE	6.3	U	
CHLOROBENZENE	6.3	U	
CHLORODIBROMOMETHANE	6.3	U	
CHLOROETHANE	6.3	U	
CHLOROFORM	6.3	U	
CHLOROMETHANE	6.3	U	
CIS-1,2-DICHLOROETHENE	6.3	U	
CIS-1,3-DICHLOROPROPENE	6.3	U	
CYCLOHEXANE	6.3	U	

nsample	SB-8-0506
samp_date	8/20/2008
lab_id	C8H210225010
qc_type	NM
units	UG/KG
Pct_Solids	79.0
DUP_OF:	

Parameter	Result	Val Qual	Qual Code
DICHLORODIFLUOROMETHANE	6.3	U	
ETHYLBENZENE	6.3	U	
ISOPROPYLBENZENE	6.3	U	
METHYL ACETATE	6.3	U	
METHYL CYCLOHEXANE	6.3	U	
METHYL TERT-BUTYL ETHER	6.3	U	
METHYLENE CHLORIDE	6.3	U	
STYRENE	6.3	U	
TETRACHLOROETHENE	6.3	U	
TOLUENE	6.3	U	
TOTAL XYLENES	19	U	
TRANS-1,2-DICHLOROETHENE	6.3	U	
TRANS-1,3-DICHLOROPROPENE	6.3	U	
TRICHLOROETHENE	6.3	U	
TRICHLOROFLUOROMETHANE	6.3	U	
VINYL CHLORIDE	6.3	U	

nsample	SB-9-0708
samp_date	8/20/2008
lab_id	C8H210225009
qc_type	NM
units	UG/KG
Pct_Solids	65.0
DUP_OF:	

Parameter	Result	Val Qual	Qual Code
1,1,1-TRICHLOROETHANE	7.6	U	
1,1,2,2-TETRACHLOROETHANE	7.6	U	
1,1,2-TRICHLOROETHANE	7.6	U	
1,1,2-TRICHLOROTRIFLUOROETHANE	7.6	U	
1,1-DICHLOROETHANE	7.6	U	
1,1-DICHLOROETHENE	7.6	U	
1,2,4-TRICHLOROBENZENE	7.6	U	
1,2-DIBROMO-3-CHLOROPROPANE	7.6	U	
1,2-DIBROMOETHANE	7.6	U	
1,2-DICHLOROBENZENE	7.6	U	
1,2-DICHLOROETHANE	7.6	U	
1,2-DICHLOROPROPANE	7.6	U	
1,3-DICHLOROBENZENE	7.6	U	
1,4-DICHLOROBENZENE	7.6	U	
2-BUTANONE	7.6	U	
2-HEXANONE	7.6	U	
4-METHYL-2-PENTANONE	7.6	U	
ACETONE	54		
BENZENE	7.6	U	
BROMODICHLOROMETHANE	7.6	U	
BROMOFORM	7.6	U	
BROMOMETHANE	7.6	U	
CARBON DISULFIDE	7.5	J	P
CARBON TETRACHLORIDE	7.6	U	
CHLOROBENZENE	7.6	U	
CHLORODIBROMOMETHANE	7.6	U	
CHLOROETHANE	7.6	U	
CHLOROFORM	7.6	U	
CHLOROMETHANE	7.6	U	
CIS-1,2-DICHLOROETHENE	7.6	U	
CIS-1,3-DICHLOROPROPENE	7.6	U	
CYCLOHEXANE	7.6	U	

PROJ_NO: 01659

SDG: C8H210225 MEDIA: SOIL DATA FRACTION: OV

nsample	SB-9-0708
samp_date	8/20/2008
lab_id	C8H210225009
qc_type	NM
units	UG/KG
Pct_Solids	65.0
DUP_OF:	

Parameter	Result	Val Qual	Qual Code
DICHLORODIFLUOROMETHANE	7.6	U	
ETHYLBENZENE	7.6	U	
ISOPROPYLBENZENE	7.6	U	
METHYL ACETATE	7.6	U	
METHYL CYCLOHEXANE	7.6	U	
METHYL TERT-BUTYL ETHER	7.6	U	
METHYLENE CHLORIDE	7.6	U	
STYRENE	7.6	U	
TETRACHLOROETHENE	7.6	U	
TOLUENE	7.6	U	
TOTAL XYLENES	23	U	
TRANS-1,2-DICHLOROETHENE	7.6	U	
TRANS-1,3-DICHLOROPROPENE	7.6	U	
TRICHLOROETHENE	7.6	U	
TRICHLOROFLUOROMETHANE	7.6	U	
VINYL CHLORIDE	7.6	U	

PROJ_NO: 01659

SDG: C8H210225 MEDIA: SOIL DATA FRACTION: OS

nsample	SB-10-0607
samp_date	8/20/2008
lab_id	C8H210225008
qc_type	NM
units	UG/KG
Pct_Solids	57.0
DUP_OF:	

Parameter	Result	Val Qual	Qual Code
1,1-BIPHENYL	580	U	
2,2'-OXYBIS(1-CHLOROPROPANE)	580	U	
2,4,5-TRICHLOROPHENOL	580	U	
2,4,6-TRICHLOROPHENOL	580	U	
2,4-DICHLOROPHENOL	580	U	
2,4-DIMETHYLPHENOL	580	U	
2,4-DINITROPHENOL	2800	U	
2,4-DINITROTOLUENE	580	U	
2,6-DINITROTOLUENE	580	U	
2-CHLORONAPHTHALENE	580	U	
2-CHLOROPHENOL	580	U	
2-METHYLNAPHTHALENE	580	U	
2-METHYLPHENOL	580	U	
2-NITROANILINE	2800	U	
2-NITROPHENOL	580	U	
3,3'-DICHLOROBENZIDINE	2800	U	
3-NITROANILINE	2800	U	
4,6-DINITRO-2-METHYLPHENOL	2800	U	
4-BROMOPHENYL PHENYL ETHER	580	U	
4-CHLORO-3-METHYLPHENOL	580	U	
4-CHLOROANILINE	580	U	
4-CHLOROPHENYL PHENYL ETHER	580	U	
4-METHYLPHENOL	580	U	
4-NITROANILINE	2800	U	
4-NITROPHENOL	2800	U	
ACENAPHTHENE	580	U	
ACENAPHTHYLENE	580	U	
ACETOPHENONE	580	U	
ANTHRACENE	580	U	
ATRAZINE	580	U	
BENZALDEHYDE	580	U	
BENZO(A)ANTHRACENE	580	U	

nsample	SB-10-0607
samp_date	8/20/2008
lab_id	C8H210225008
qc_type	NM
units	UG/KG
Pct_Solids	57.0
DUP_OF:	

Parameter	Result	Val Qual	Qual Code
BENZO(A)PYRENE	580	U	
BENZO(B)FLUORANTHENE	580	U	
BENZO(G,H,I)PERYLENE	580	U	
BENZO(K)FLUORANTHENE	580	U	
BIS(2-CHLOROETHOXY)METHANE	580	U	
BIS(2-CHLOROETHYL)ETHER	580	U	
BIS(2-ETHYLHEXYL)PHTHALATE	580	U	
BUTYL BENZYL PHTHALATE	580	U	
CAPROLACTAM	580	U	
CARBAZOLE	580	U	
CHRYSENE	580	U	
DIBENZO(A,H)ANTHRACENE	580	U	
DIBENZOFURAN	580	U	
DIETHYL PHTHALATE	580	U	
DIMETHYL PHTHALATE	580	U	
DI-N-BUTYL PHTHALATE	580	U	
DI-N-OCTYL PHTHALATE	580	U	
FLUORANTHENE	580	U	
FLUORENE	580	U	
HEXACHLOROBENZENE	580	U	
HEXACHLOROBUTADIENE	580	U	
HEXACHLOROCYCLOPENTADIENE	2800	U	
HEXACHLOROETHANE	580	U	
INDENO(1,2,3-CD)PYRENE	580	U	
ISOPHORONE	580	U	
NAPHTHALENE	580	U	
NITROBENZENE	580	U	
N-NITROSO-DI-N-PROPYLAMINE	580	U	
N-NITROSODIPHENYLAMINE	580	U	
PENTACHLOROPHENOL	2800	U	
PHENANTHRENE	580	U	
PHENOL	580	U	

nsample	SB-10-0607
samp_date	8/20/2008
lab_id	C8H210225008
qc_type	NM
units	UG/KG
Pct_Solids	57.0
DUP_OF:	

Parameter	Result	Val Qual	Qual Code
PYRENE	580	U	

PROJ_NO: 01659

SDG: C8H210225 MEDIA: SOIL DATA FRACTION: OS

nsample	SB-1-0506
samp_date	8/19/2008
lab_id	C8H210225005
qc_type	NM
units	UG/KG
Pct_Solids	56.0
DUP_OF:	

Parameter	Result	Val Qual	Qual Code
1,1-BIPHENYL	590	U	
2,2'-OXYBIS(1-CHLOROPROPANE)	590	U	
2,4,5-TRICHLOROPHENOL	590	U	
2,4,6-TRICHLOROPHENOL	590	U	
2,4-DICHLOROPHENOL	590	U	
2,4-DIMETHYLPHENOL	590	U	
2,4-DINITROPHENOL	2900	U	
2,4-DINITROTOLUENE	590	U	
2,6-DINITROTOLUENE	590	U	
2-CHLORONAPHTHALENE	590	U	
2-CHLOROPHENOL	590	U	
2-METHYLNAPHTHALENE	590	U	
2-METHYLPHENOL	590	U	
2-NITROANILINE	2900	U	
2-NITROPHENOL	590	U	
3,3'-DICHLOROBENZIDINE	2900	U	
3-NITROANILINE	2900	U	
4,6-DINITRO-2-METHYLPHENOL	2900	U	
4-BROMOPHENYL PHENYL ETHER	590	U	
4-CHLORO-3-METHYLPHENOL	590	U	
4-CHLOROANILINE	590	U	
4-CHLOROPHENYL PHENYL ETHER	590	U	
4-METHYLPHENOL	590	U	
4-NITROANILINE	2900	U	
4-NITROPHENOL	2900	U	
ACENAPHTHENE	590	U	
ACENAPHTHYLENE	590	U	
ACETOPHENONE	590	U	
ANTHRACENE	590	U	
ATRAZINE	590	U	
BENZALDEHYDE	590	U	
BENZO(A)ANTHRACENE	590	U	

nsample	SB-1-0506
samp_date	8/19/2008
lab_id	C8H210225005
qc_type	NM
units	UG/KG
Pct_Solids	56.0
DUP_OF:	

Parameter	Result	Val Qual	Qual Code
BENZO(A)PYRENE	590	U	
BENZO(B)FLUORANTHENE	590	U	
BENZO(G,H,I)PERYLENE	590	U	
BENZO(K)FLUORANTHENE	590	U	
BIS(2-CHLOROETHOXY)METHANE	590	U	
BIS(2-CHLOROETHYL)ETHER	590	U	
BIS(2-ETHYLHEXYL)PHTHALATE	140	J	P
BUTYL BENZYL PHTHALATE	590	U	
CAPROLACTAM	590	U	
CARBAZOLE	590	U	
CHRYSENE	590	U	
DIBENZO(A,H)ANTHRACENE	590	U	
DIBENZOFURAN	590	U	
DIETHYL PHTHALATE	590	U	
DIMETHYL PHTHALATE	590	U	
DI-N-BUTYL PHTHALATE	590	U	
DI-N-OCTYL PHTHALATE	590	U	
FLUORANTHENE	590	U	
FLUORENE	590	U	
HEXACHLOROBENZENE	590	U	
HEXACHLOROBUTADIENE	590	U	
HEXACHLOROCYCLOPENTADIENE	2900	U	
HEXACHLOROETHANE	590	U	
INDENO(1,2,3-CD)PYRENE	590	U	
ISOPHORONE	590	U	
NAPHTHALENE	590	U	
NITROBENZENE	590	U	
N-NITROSO-DI-N-PROPYLAMINE	590	U	
N-NITROSODIPHENYLAMINE	590	U	
PENTACHLOROPHENOL	2900	U	
PHENANTHRENE	590	U	
PHENOL	590	U	

nsample	SB-1-0506
samp_date	8/19/2008
lab_id	C8H210225005
qc_type	NM
units	UG/KG
Pct_Solids	56.0
DUP_OF:	

Parameter	Result	Val Qual	Qual Code
PYRENE	590	U	

PROJ_NO: 01659

SDG: C8H210225 MEDIA: SOIL DATA FRACTION: OS

nsample	SB-11-0708
samp_date	8/19/2008
lab_id	C8H210225003
qc_type	NM
units	UG/KG
Pct_Solids	58.0
DUP_OF:	

Parameter	Result	Val Qual	Qual Code
1,1-BIPHENYL	570	U	
2,2'-OXYBIS(1-CHLOROPROPANE)	570	U	
2,4,5-TRICHLOROPHENOL	570	U	
2,4,6-TRICHLOROPHENOL	570	U	
2,4-DICHLOROPHENOL	570	U	
2,4-DIMETHYLPHENOL	570	U	
2,4-DINITROPHENOL	2800	U	
2,4-DINITROTOLUENE	570	U	
2,6-DINITROTOLUENE	570	U	
2-CHLORONAPHTHALENE	570	U	
2-CHLOROPHENOL	570	U	
2-METHYLNAPHTHALENE	570	U	
2-METHYLPHENOL	570	U	
2-NITROANILINE	2800	U	
2-NITROPHENOL	570	U	
3,3'-DICHLOROBENZIDINE	2800	U	
3-NITROANILINE	2800	U	
4,6-DINITRO-2-METHYLPHENOL	2800	U	
4-BROMOPHENYL PHENYL ETHER	570	U	
4-CHLORO-3-METHYLPHENOL	570	U	
4-CHLOROANILINE	570	U	
4-CHLOROPHENYL PHENYL ETHER	570	U	
4-METHYLPHENOL	570	U	
4-NITROANILINE	2800	U	
4-NITROPHENOL	2800	U	
ACENAPHTHENE	570	U	
ACENAPHTHYLENE	570	U	
ACETOPHENONE	570	U	
ANTHRACENE	570	U	
ATRAZINE	570	U	
BENZALDEHYDE	570	U	
BENZO(A)ANTHRACENE	570	U	

nsample	SB-11-0708
samp_date	8/19/2008
lab_id	C8H210225003
qc_type	NM
units	UG/KG
Pct_Solids	58.0
DUP_OF:	

Parameter	Result	Val Qual	Qual Code
BENZO(A)PYRENE	570	U	
BENZO(B)FLUORANTHENE	570	U	
BENZO(G,H,I)PERYLENE	570	U	
BENZO(K)FLUORANTHENE	570	U	
BIS(2-CHLOROETHOXY)METHANE	570	U	
BIS(2-CHLOROETHYL)ETHER	570	U	
BIS(2-ETHYLHEXYL)PHTHALATE	570	U	
BUTYL BENZYL PHTHALATE	570	U	
CAPROLACTAM	570	U	
CARBAZOLE	570	U	
CHRYSENE	570	U	
DIBENZO(A,H)ANTHRACENE	570	U	
DIBENZOFURAN	570	U	
DIETHYL PHTHALATE	570	U	
DIMETHYL PHTHALATE	570	U	
DI-N-BUTYL PHTHALATE	570	U	
DI-N-OCTYL PHTHALATE	570	U	
FLUORANTHENE	570	U	
FLUORENE	570	U	
HEXACHLOROBENZENE	570	U	
HEXACHLOROBUTADIENE	570	U	
HEXACHLOROCYCLOPENTADIENE	2800	U	
HEXACHLOROETHANE	570	U	
INDENO(1,2,3-CD)PYRENE	570	U	
ISOPHORONE	570	U	
NAPHTHALENE	570	U	
NITROBENZENE	570	U	
N-NITROSO-DI-N-PROPYLAMINE	570	U	
N-NITROSODIPHENYLAMINE	570	U	
PENTACHLOROPHENOL	2800	U	
PHENANTHRENE	570	U	
PHENOL	570	U	

nsample	SB-11-0708
samp_date	8/19/2008
lab_id	C8H210225003
qc_type	NM
units	UG/KG
Pct_Solids	58.0
DUP_OF:	

Parameter	Result	Val Qual	Qual Code
PYRENE	570	U	

PROJ_NO: 01659

SDG: C8H210225 MEDIA: SOIL DATA FRACTION: OS

nsample	SB-2-0910
samp_date	8/19/2008
lab_id	C8H210225001
qc_type	NM
units	UG/KG
Pct_Solids	87.0
DUP_OF:	

Parameter	Result	Val Qual	Qual Code
1,1-BIPHENYL	380	U	
2,2'-OXYBIS(1-CHLOROPROPANE)	380	U	
2,4,5-TRICHLOROPHENOL	380	U	
2,4,6-TRICHLOROPHENOL	380	U	
2,4-DICHLOROPHENOL	380	U	
2,4-DIMETHYLPHENOL	380	U	
2,4-DINITROPHENOL	1800	U	
2,4-DINITROTOLUENE	380	U	
2,6-DINITROTOLUENE	380	U	
2-CHLORONAPHTHALENE	380	U	
2-CHLOROPHENOL	380	U	
2-METHYLNAPHTHALENE	380	U	
2-METHYLPHENOL	380	U	
2-NITROANILINE	1800	U	
2-NITROPHENOL	380	U	
3,3'-DICHLOROBENZIDINE	1800	U	
3-NITROANILINE	1800	U	
4,6-DINITRO-2-METHYLPHENOL	1800	U	
4-BROMOPHENYL PHENYL ETHER	380	U	
4-CHLORO-3-METHYLPHENOL	380	U	
4-CHLOROANILINE	380	U	
4-CHLOROPHENYL PHENYL ETHER	380	U	
4-METHYLPHENOL	380	U	
4-NITROANILINE	1800	U	
4-NITROPHENOL	1800	U	
ACENAPHTHENE	380	U	
ACENAPHTHYLENE	380	U	
ACETOPHENONE	380	U	
ANTHRACENE	380	U	
ATRAZINE	380	U	
BENZALDEHYDE	380	U	
BENZO(A)ANTHRACENE	380	U	

nsample	SB-2-0910
samp_date	8/19/2008
lab_id	C8H210225001
qc_type	NM
units	UG/KG
Pct_Solids	87.0
DUP_OF:	

Parameter	Result	Val Qual	Qual Code
BENZO(A)PYRENE	380	U	
BENZO(B)FLUORANTHENE	380	U	
BENZO(G,H,I)PERYLENE	380	U	
BENZO(K)FLUORANTHENE	380	U	
BIS(2-CHLOROETHOXY)METHANE	380	U	
BIS(2-CHLOROETHYL)ETHER	380	U	
BIS(2-ETHYLHEXYL)PHTHALATE	380	U	
BUTYL BENZYL PHTHALATE	380	U	
CAPROLACTAM	380	U	
CARBAZOLE	380	U	
CHRYSENE	380	U	
DIBENZO(A,H)ANTHRACENE	380	U	
DIBENZOFURAN	380	U	
DIETHYL PHTHALATE	380	U	
DIMETHYL PHTHALATE	380	U	
DI-N-BUTYL PHTHALATE	380	U	
DI-N-OCTYL PHTHALATE	380	U	
FLUORANTHENE	380	U	
FLUORENE	380	U	
HEXACHLOROBENZENE	380	U	
HEXACHLOROBUTADIENE	380	U	
HEXACHLOROCYCLOPENTADIENE	1800	U	
HEXACHLOROETHANE	380	U	
INDENO(1,2,3-CD)PYRENE	380	U	
ISOPHORONE	380	U	
NAPHTHALENE	380	U	
NITROBENZENE	380	U	
N-NITROSO-DI-N-PROPYLAMINE	380	U	
N-NITROSODIPHENYLAMINE	380	U	
PENTACHLOROPHENOL	1800	U	
PHENANTHRENE	380	U	
PHENOL	380	U	

nsample	SB-2-0910
samp_date	8/19/2008
lab_id	C8H210225001
qc_type	NM
units	UG/KG
Pct_Solids	87.0
DUP_OF:	

Parameter	Result	Val Qual	Qual Code
PYRENE	380	U	

PROJ_NO: 01659

SDG: C8H210225 MEDIA: SOIL DATA FRACTION: OS

nsample	SB-3-0607
samp_date	8/19/2008
lab_id	C8H210225006
qc_type	NM
units	UG/KG
Pct_Solids	83.0
DUP_OF:	

Parameter	Result	Val Qual	Qual Code
1,1-BIPHENYL	390	U	
2,2'-OXYBIS(1-CHLOROPROPANE)	390	U	
2,4,5-TRICHLOROPHENOL	390	U	
2,4,6-TRICHLOROPHENOL	390	U	
2,4-DICHLOROPHENOL	390	U	
2,4-DIMETHYLPHENOL	390	U	
2,4-DINITROPHENOL	1900	U	
2,4-DINITROTOLUENE	390	U	
2,6-DINITROTOLUENE	390	U	
2-CHLORONAPHTHALENE	390	U	
2-CHLOROPHENOL	390	U	
2-METHYLNAPHTHALENE	390	U	
2-METHYLPHENOL	390	U	
2-NITROANILINE	1900	U	
2-NITROPHENOL	390	U	
3,3'-DICHLOROBENZIDINE	1900	U	
3-NITROANILINE	1900	U	
4,6-DINITRO-2-METHYLPHENOL	1900	U	
4-BROMOPHENYL PHENYL ETHER	390	U	
4-CHLORO-3-METHYLPHENOL	390	U	
4-CHLOROANILINE	390	U	
4-CHLOROPHENYL PHENYL ETHER	390	U	
4-METHYLPHENOL	390	U	
4-NITROANILINE	1900	U	
4-NITROPHENOL	1900	U	
ACENAPHTHENE	390	U	
ACENAPHTHYLENE	390	U	
ACETOPHENONE	390	U	
ANTHRACENE	390	U	
ATRAZINE	390	U	
BENZALDEHYDE	390	U	
BENZO(A)ANTHRACENE	390	U	

nsample	SB-3-0607
samp_date	8/19/2008
lab_id	C8H210225006
qc_type	NM
units	UG/KG
Pct_Solids	83.0
DUP_OF:	

Parameter	Result	Val Qual	Qual Code
BENZO(A)PYRENE	390	U	
BENZO(B)FLUORANTHENE	390	U	
BENZO(G,H,I)PERYLENE	390	U	
BENZO(K)FLUORANTHENE	390	U	
BIS(2-CHLOROETHOXY)METHANE	390	U	
BIS(2-CHLOROETHYL)ETHER	390	U	
BIS(2-ETHYLHEXYL)PHTHALATE	390	U	
BUTYL BENZYL PHTHALATE	390	U	
CAPROLACTAM	390	U	
CARBAZOLE	390	U	
CHRYSENE	390	U	
DIBENZO(A,H)ANTHRACENE	390	U	
DIBENZOFURAN	390	U	
DIETHYL PHTHALATE	390	U	
DIMETHYL PHTHALATE	390	U	
DI-N-BUTYL PHTHALATE	390	U	
DI-N-OCTYL PHTHALATE	390	U	
FLUORANTHENE	390	U	
FLUORENE	390	U	
HEXACHLOROBENZENE	390	U	
HEXACHLOROBUTADIENE	390	U	
HEXACHLOROCYCLOPENTADIENE	1900	U	
HEXACHLOROETHANE	390	U	
INDENO(1,2,3-CD)PYRENE	390	U	
ISOPHORONE	390	U	
NAPHTHALENE	390	U	
NITROBENZENE	390	U	
N-NITROSO-DI-N-PROPYLAMINE	390	U	
N-NITROSODIPHENYLAMINE	390	U	
PENTACHLOROPHENOL	1900	U	
PHENANTHRENE	390	U	
PHENOL	390	U	

nsample	SB-3-0607
samp_date	8/19/2008
lab_id	C8H210225006
qc_type	NM
units	UG/KG
Pct_Solids	83.0
DUP_OF:	

Parameter	Result	Val Qual	Qual Code
PYRENE	390	U	

PROJ_NO: 01659

SDG: C8H210225 MEDIA: SOIL DATA FRACTION: OS

nsample	SB-4-0607	nsample	SB-4-0607	nsample	SB-4-0607
samp_date	8/19/2008	samp_date	8/19/2008	samp_date	8/19/2008
lab_id	C8H210225004	lab_id	C8H210225004	lab_id	C8H210225004
qc_type	NM	qc_type	NM	qc_type	NM
units	UG/KG	units	UG/KG	units	UG/KG
Pct_Solids	71.0	Pct_Solids	71.0	Pct_Solids	71.0
DUP_OF:		DUP_OF:		DUP_OF:	

Parameter	Result	Val Qual	Qual Code
1,1-BIPHENYL	460	U	
2,2'-OXYBIS(1-CHLOROPROPANE)	460	U	
2,4,5-TRICHLOROPHENOL	460	U	
2,4,6-TRICHLOROPHENOL	460	U	
2,4-DICHLOROPHENOL	460	U	
2,4-DIMETHYLPHENOL	460	U	
2,4-DINITROPHENOL	2200	U	
2,4-DINITROTOLUENE	460	U	
2,6-DINITROTOLUENE	460	U	
2-CHLORONAPHTHALENE	460	U	
2-CHLOROPHENOL	460	U	
2-METHYLNAPHTHALENE	460	U	
2-METHYLPHENOL	460	U	
2-NITROANILINE	2200	U	
2-NITROPHENOL	460	U	
3,3'-DICHLOROBENZIDINE	2200	U	
3-NITROANILINE	2200	U	
4,6-DINITRO-2-METHYLPHENOL	2200	U	
4-BROMOPHENYL PHENYL ETHER	460	U	
4-CHLORO-3-METHYLPHENOL	460	U	
4-CHLOROANILINE	460	U	
4-CHLOROPHENYL PHENYL ETHER	460	U	
4-METHYLPHENOL	460	U	
4-NITROANILINE	2200	U	
4-NITROPHENOL	2200	U	
ACENAPHTHENE	460	U	
ACENAPHTHYLENE	460	U	
ACETOPHENONE	460	U	
ANTHRACENE	460	U	
ATRAZINE	460	U	
BENZALDEHYDE	460	U	
BENZO(A)ANTHRACENE	460	U	

Parameter	Result	Val Qual	Qual Code
BENZO(A)PYRENE	460	U	
BENZO(B)FLUORANTHENE	460	U	
BENZO(G,H,I)PERYLENE	460	U	
BENZO(K)FLUORANTHENE	460	U	
BIS(2-CHLOROETHOXY)METHANE	460	U	
BIS(2-CHLOROETHYL)ETHER	460	U	
BIS(2-ETHYLHEXYL)PHTHALATE	38	J	P
BUTYL BENZYL PHTHALATE	460	U	
CAPROLACTAM	96	J	P
CARBAZOLE	460	U	
CHRYSENE	460	U	
DIBENZO(A,H)ANTHRACENE	460	U	
DIBENZOFURAN	460	U	
DIETHYL PHTHALATE	460	U	
DIMETHYL PHTHALATE	460	U	
DI-N-BUTYL PHTHALATE	460	U	
DI-N-OCTYL PHTHALATE	460	U	
FLUORANTHENE	460	U	
FLUORENE	460	U	
HEXACHLOROBENZENE	460	U	
HEXACHLOROBUTADIENE	460	U	
HEXACHLOROCYCLOPENTADIENE	2200	U	
HEXACHLOROETHANE	460	U	
INDENO(1,2,3-CD)PYRENE	460	U	
ISOPHORONE	460	U	
NAPHTHALENE	460	U	
NITROBENZENE	460	U	
N-NITROSO-DI-N-PROPYLAMINE	460	U	
N-NITROSODIPHENYLAMINE	460	U	
PENTACHLOROPHENOL	2200	U	
PHENANTHRENE	22	J	P
PHENOL	460	U	

Parameter	Result	Val Qual	Qual Code
PYRENE	460	U	

PROJ_NO: 01659

SDG: C8H210225 MEDIA: SOIL DATA FRACTION: OS

nsample	SB-5-0708
samp_date	8/20/2008
lab_id	C8H210225007
qc_type	NM
units	UG/KG
Pct_Solids	68.0
DUP_OF:	

Parameter	Result	Val Qual	Qual Code
1,1-BIPHENYL	490	U	
2,2'-OXYBIS(1-CHLOROPROPANE)	490	U	
2,4,5-TRICHLOROPHENOL	490	U	
2,4,6-TRICHLOROPHENOL	490	U	
2,4-DICHLOROPHENOL	490	U	
2,4-DIMETHYLPHENOL	490	U	
2,4-DINITROPHENOL	2400	U	
2,4-DINITROTOLUENE	490	U	
2,6-DINITROTOLUENE	490	U	
2-CHLORONAPHTHALENE	490	U	
2-CHLOROPHENOL	490	U	
2-METHYLNAPHTHALENE	490	U	
2-METHYLPHENOL	490	U	
2-NITROANILINE	2400	U	
2-NITROPHENOL	490	U	
3,3'-DICHLOROBENZIDINE	2400	U	
3-NITROANILINE	2400	U	
4,6-DINITRO-2-METHYLPHENOL	2400	U	
4-BROMOPHENYL PHENYL ETHER	490	U	
4-CHLORO-3-METHYLPHENOL	490	U	
4-CHLOROANILINE	490	U	
4-CHLOROPHENYL PHENYL ETHER	490	U	
4-METHYLPHENOL	490	U	
4-NITROANILINE	2400	U	
4-NITROPHENOL	2400	U	
ACENAPHTHENE	490	U	
ACENAPHTHYLENE	490	U	
ACETOPHENONE	490	U	
ANTHRACENE	490	U	
ATRAZINE	490	U	
BENZALDEHYDE	490	U	
BENZO(A)ANTHRACENE	490	U	

nsample	SB-5-0708
samp_date	8/20/2008
lab_id	C8H210225007
qc_type	NM
units	UG/KG
Pct_Solids	68.0
DUP_OF:	

Parameter	Result	Val Qual	Qual Code
BENZO(A)PYRENE	490	U	
BENZO(B)FLUORANTHENE	490	U	
BENZO(G,H,I)PERYLENE	490	U	
BENZO(K)FLUORANTHENE	490	U	
BIS(2-CHLOROETHOXY)METHANE	490	U	
BIS(2-CHLOROETHYL)ETHER	490	U	
BIS(2-ETHYLHEXYL)PHTHALATE	490	U	
BUTYL BENZYL PHTHALATE	490	U	
CAPROLACTAM	490	U	
CARBAZOLE	490	U	
CHRYSENE	490	U	
DIBENZO(A,H)ANTHRACENE	490	U	
DIBENZOFURAN	490	U	
DIETHYL PHTHALATE	490	U	
DIMETHYL PHTHALATE	490	U	
DI-N-BUTYL PHTHALATE	490	U	
DI-N-OCTYL PHTHALATE	490	U	
FLUORANTHENE	490	U	
FLUORENE	490	U	
HEXACHLOROBENZENE	490	U	
HEXACHLOROBUTADIENE	490	U	
HEXACHLOROCYCLOPENTADIENE	2400	U	
HEXACHLOROETHANE	490	U	
INDENO(1,2,3-CD)PYRENE	490	U	
ISOPHORONE	490	U	
NAPHTHALENE	490	U	
NITROBENZENE	490	U	
N-NITROSO-DI-N-PROPYLAMINE	490	U	
N-NITROSODIPHENYLAMINE	490	U	
PENTACHLOROPHENOL	2400	U	
PHENANTHRENE	490	U	
PHENOL	490	U	

nsample	SB-5-0708
samp_date	8/20/2008
lab_id	C8H210225007
qc_type	NM
units	UG/KG
Pct_Solids	68.0
DUP_OF:	

Parameter	Result	Val Qual	Qual Code
PYRENE	490	U	

PROJ_NO: 01659

SDG: C8H210225 MEDIA: SOIL DATA FRACTION: OS

nsample	SB-6-0708
samp_date	8/20/2008
lab_id	C8H210225011
qc_type	NM
units	UG/KG
Pct_Solids	81.0
DUP_OF:	

Parameter	Result	Val Qual	Qual Code
1,1-BIPHENYL	410	U	
2,2'-OXYBIS(1-CHLOROPROPANE)	410	U	
2,4,5-TRICHLOROPHENOL	410	U	
2,4,6-TRICHLOROPHENOL	410	U	
2,4-DICHLOROPHENOL	410	U	
2,4-DIMETHYLPHENOL	410	U	
2,4-DINITROPHENOL	2000	U	
2,4-DINITROTOLUENE	410	U	
2,6-DINITROTOLUENE	410	U	
2-CHLORONAPHTHALENE	410	U	
2-CHLOROPHENOL	410	U	
2-METHYLNAPHTHALENE	410	U	
2-METHYLPHENOL	410	U	
2-NITROANILINE	2000	U	
2-NITROPHENOL	410	U	
3,3'-DICHLOROBENZIDINE	2000	U	
3-NITROANILINE	2000	U	
4,6-DINITRO-2-METHYLPHENOL	2000	U	
4-BROMOPHENYL PHENYL ETHER	410	U	
4-CHLORO-3-METHYLPHENOL	410	U	
4-CHLOROANILINE	410	U	
4-CHLOROPHENYL PHENYL ETHER	410	U	
4-METHYLPHENOL	410	U	
4-NITROANILINE	2000	U	
4-NITROPHENOL	2000	U	
ACENAPHTHENE	410	U	
ACENAPHTHYLENE	410	U	
ACETOPHENONE	410	U	
ANTHRACENE	410	U	
ATRAZINE	410	U	
BENZALDEHYDE	410	U	
BENZO(A)ANTHRACENE	410	U	

nsample	SB-6-0708
samp_date	8/20/2008
lab_id	C8H210225011
qc_type	NM
units	UG/KG
Pct_Solids	81.0
DUP_OF:	

Parameter	Result	Val Qual	Qual Code
BENZO(A)PYRENE	410	U	
BENZO(B)FLUORANTHENE	410	U	
BENZO(G,H,I)PERYLENE	410	U	
BENZO(K)FLUORANTHENE	410	U	
BIS(2-CHLOROETHOXY)METHANE	410	U	
BIS(2-CHLOROETHYL)ETHER	410	U	
BIS(2-ETHYLHEXYL)PHTHALATE	410	U	
BUTYL BENZYL PHTHALATE	410	U	
CAPROLACTAM	410	U	
CARBAZOLE	410	U	
CHRYSENE	410	U	
DIBENZO(A,H)ANTHRACENE	410	U	
DIBENZOFURAN	410	U	
DIETHYL PHTHALATE	410	U	
DIMETHYL PHTHALATE	410	U	
DI-N-BUTYL PHTHALATE	410	U	
DI-N-OCTYL PHTHALATE	410	U	
FLUORANTHENE	410	U	
FLUORENE	410	U	
HEXACHLOROBENZENE	410	U	
HEXACHLOROBUTADIENE	410	U	
HEXACHLOROCYCLOPENTADIENE	2000	U	
HEXACHLOROETHANE	410	U	
INDENO(1,2,3-CD)PYRENE	410	U	
ISOPHORONE	410	U	
NAPHTHALENE	410	U	
NITROBENZENE	410	U	
N-NITROSO-DI-N-PROPYLAMINE	410	U	
N-NITROSODIPHENYLAMINE	410	U	
PENTACHLOROPHENOL	2000	U	
PHENANTHRENE	410	U	
PHENOL	410	U	

nsample	SB-6-0708
samp_date	8/20/2008
lab_id	C8H210225011
qc_type	NM
units	UG/KG
Pct_Solids	81.0
DUP_OF:	

Parameter	Result	Val Qual	Qual Code
PYRENE	410	U	

PROJ_NO: 01659

SDG: C8H210225 MEDIA: SOIL DATA FRACTION: OS

nsample	SB-7-0506	nsample	SB-7-0506	nsample	SB-7-0506
samp_date	8/19/2008	samp_date	8/19/2008	samp_date	8/19/2008
lab_id	C8H210225002	lab_id	C8H210225002	lab_id	C8H210225002
qc_type	NM	qc_type	NM	qc_type	NM
units	UG/KG	units	UG/KG	units	UG/KG
Pct_Solids	82.0	Pct_Solids	82.0	Pct_Solids	82.0
DUP_OF:		DUP_OF:		DUP_OF:	

Parameter	Result	Val Qual	Qual Code
1,1-BIPHENYL	400	U	
2,2'-OXYBIS(1-CHLOROPROPANE)	400	U	
2,4,5-TRICHLOROPHENOL	400	U	
2,4,6-TRICHLOROPHENOL	400	U	
2,4-DICHLOROPHENOL	400	U	
2,4-DIMETHYLPHENOL	400	U	
2,4-DINITROPHENOL	1900	U	
2,4-DINITROTOLUENE	400	U	
2,6-DINITROTOLUENE	400	U	
2-CHLORONAPHTHALENE	400	U	
2-CHLOROPHENOL	400	U	
2-METHYLNAPHTHALENE	400	U	
2-METHYLPHENOL	400	U	
2-NITROANILINE	1900	U	
2-NITROPHENOL	400	U	
3,3'-DICHLOROBENZIDINE	1900	U	
3-NITROANILINE	1900	U	
4,6-DINITRO-2-METHYLPHENOL	1900	U	
4-BROMOPHENYL PHENYL ETHER	400	U	
4-CHLORO-3-METHYLPHENOL	400	U	
4-CHLOROANILINE	400	U	
4-CHLOROPHENYL PHENYL ETHER	400	U	
4-METHYLPHENOL	400	U	
4-NITROANILINE	1900	U	
4-NITROPHENOL	1900	U	
ACENAPHTHENE	400	U	
ACENAPHTHYLENE	400	U	
ACETOPHENONE	400	U	
ANTHRACENE	400	U	
ATRAZINE	400	U	
BENZALDEHYDE	400	U	
BENZO(A)ANTHRACENE	400	U	

Parameter	Result	Val Qual	Qual Code
BENZO(A)PYRENE	400	U	
BENZO(B)FLUORANTHENE	400	U	
BENZO(G,H,I)PERYLENE	400	U	
BENZO(K)FLUORANTHENE	400	U	
BIS(2-CHLOROETHOXY)METHANE	400	U	
BIS(2-CHLOROETHYL)ETHER	400	U	
BIS(2-ETHYLHEXYL)PHTHALATE	400	U	
BUTYL BENZYL PHTHALATE	400	U	
CAPROLACTAM	400	U	
CARBAZOLE	400	U	
CHRYSENE	400	U	
DIBENZO(A,H)ANTHRACENE	400	U	
DIBENZOFURAN	400	U	
DIETHYL PHTHALATE	400	U	
DIMETHYL PHTHALATE	400	U	
DI-N-BUTYL PHTHALATE	400	U	
DI-N-OCTYL PHTHALATE	400	U	
FLUORANTHENE	400	U	
FLUORENE	400	U	
HEXACHLOROBENZENE	400	U	
HEXACHLOROBUTADIENE	400	U	
HEXACHLOROCYCLOPENTADIENE	1900	U	
HEXACHLOROETHANE	400	U	
INDENO(1,2,3-CD)PYRENE	400	U	
ISOPHORONE	400	U	
NAPHTHALENE	400	U	
NITROBENZENE	400	U	
N-NITROSO-DI-N-PROPYLAMINE	400	U	
N-NITROSODIPHENYLAMINE	400	U	
PENTACHLOROPHENOL	1900	U	
PHENANTHRENE	400	U	
PHENOL	400	U	

Parameter	Result	Val Qual	Qual Code
PYRENE	400	U	

PROJ_NO: 01659

SDG: C8H210225 MEDIA: SOIL DATA FRACTION: OS

nsample	SB-8-0506
samp_date	8/20/2008
lab_id	C8H210225010
qc_type	NM
units	UG/KG
Pct_Solids	79.0
DUP_OF:	

Parameter	Result	Val Qual	Qual Code
1,1-BIPHENYL	410	U	
2,2'-OXYBIS(1-CHLOROPROPANE)	410	U	
2,4,5-TRICHLOROPHENOL	410	U	
2,4,6-TRICHLOROPHENOL	410	U	
2,4-DICHLOROPHENOL	410	U	
2,4-DIMETHYLPHENOL	410	U	
2,4-DINITROPHENOL	2000	U	
2,4-DINITROTOLUENE	410	U	
2,6-DINITROTOLUENE	410	U	
2-CHLORONAPHTHALENE	410	U	
2-CHLOROPHENOL	410	U	
2-METHYLNAPHTHALENE	410	U	
2-METHYLPHENOL	410	U	
2-NITROANILINE	2000	U	
2-NITROPHENOL	410	U	
3,3'-DICHLOROBENZIDINE	2000	U	
3-NITROANILINE	2000	U	
4,6-DINITRO-2-METHYLPHENOL	2000	U	
4-BROMOPHENYL PHENYL ETHER	410	U	
4-CHLORO-3-METHYLPHENOL	410	U	
4-CHLOROANILINE	410	U	
4-CHLOROPHENYL PHENYL ETHER	410	U	
4-METHYLPHENOL	410	U	
4-NITROANILINE	2000	U	
4-NITROPHENOL	2000	U	
ACENAPHTHENE	410	U	
ACENAPHTHYLENE	410	U	
ACETOPHENONE	410	U	
ANTHRACENE	410	U	
ATRAZINE	410	U	
BENZALDEHYDE	410	U	
BENZO(A)ANTHRACENE	410	U	

nsample	SB-8-0506
samp_date	8/20/2008
lab_id	C8H210225010
qc_type	NM
units	UG/KG
Pct_Solids	79.0
DUP_OF:	

Parameter	Result	Val Qual	Qual Code
BENZO(A)PYRENE	410	U	
BENZO(B)FLUORANTHENE	410	U	
BENZO(G,H,I)PERYLENE	410	U	
BENZO(K)FLUORANTHENE	410	U	
BIS(2-CHLOROETHOXY)METHANE	410	U	
BIS(2-CHLOROETHYL)ETHER	410	U	
BIS(2-ETHYLHEXYL)PHTHALATE	410	U	
BUTYL BENZYL PHTHALATE	410	U	
CAPROLACTAM	410	U	
CARBAZOLE	410	U	
CHRYSENE	410	U	
DIBENZO(A,H)ANTHRACENE	410	U	
DIBENZOFURAN	410	U	
DIETHYL PHTHALATE	410	U	
DIMETHYL PHTHALATE	410	U	
DI-N-BUTYL PHTHALATE	410	U	
DI-N-OCTYL PHTHALATE	410	U	
FLUORANTHENE	410	U	
FLUORENE	410	U	
HEXACHLOROBENZENE	410	U	
HEXACHLOROBUTADIENE	410	U	
HEXACHLOROCYCLOPENTADIENE	2000	U	
HEXACHLOROETHANE	410	U	
INDENO(1,2,3-CD)PYRENE	410	U	
ISOPHORONE	410	U	
NAPHTHALENE	410	U	
NITROBENZENE	410	U	
N-NITROSO-DI-N-PROPYLAMINE	410	U	
N-NITROSODIPHENYLAMINE	410	U	
PENTACHLOROPHENOL	2000	U	
PHENANTHRENE	410	U	
PHENOL	410	U	

nsample	SB-8-0506
samp_date	8/20/2008
lab_id	C8H210225010
qc_type	NM
units	UG/KG
Pct_Solids	79.0
DUP_OF:	

Parameter	Result	Val Qual	Qual Code
PYRENE	410	U	

PROJ_NO: 01659

SDG: C8H210225 MEDIA: SOIL DATA FRACTION: OS

nsample	SB-9-0708
samp_date	8/20/2008
lab_id	C8H210225009
qc_type	NM
units	UG/KG
Pct_Solids	65.0
DUP_OF:	

Parameter	Result	Val Qual	Qual Code
1,1-BIPHENYL	500	U	
2,2'-OXYBIS(1-CHLOROPROPANE)	500	U	
2,4,5-TRICHLOROPHENOL	500	U	
2,4,6-TRICHLOROPHENOL	500	U	
2,4-DICHLOROPHENOL	500	U	
2,4-DIMETHYLPHENOL	500	U	
2,4-DINITROPHENOL	2400	U	
2,4-DINITROTOLUENE	500	U	
2,6-DINITROTOLUENE	500	U	
2-CHLORONAPHTHALENE	500	U	
2-CHLOROPHENOL	500	U	
2-METHYLNAPHTHALENE	500	U	
2-METHYLPHENOL	500	U	
2-NITROANILINE	2400	U	
2-NITROPHENOL	500	U	
3,3'-DICHLOROBENZIDINE	2400	U	
3-NITROANILINE	2400	U	
4,6-DINITRO-2-METHYLPHENOL	2400	U	
4-BROMOPHENYL PHENYL ETHER	500	U	
4-CHLORO-3-METHYLPHENOL	500	U	
4-CHLOROANILINE	500	U	
4-CHLOROPHENYL PHENYL ETHER	500	U	
4-METHYLPHENOL	500	U	
4-NITROANILINE	2400	U	
4-NITROPHENOL	2400	U	
ACENAPHTHENE	500	U	
ACENAPHTHYLENE	500	U	
ACETOPHENONE	500	U	
ANTHRACENE	500	U	
ATRAZINE	500	U	
BENZALDEHYDE	500	U	
BENZO(A)ANTHRACENE	500	U	

nsample	SB-9-0708
samp_date	8/20/2008
lab_id	C8H210225009
qc_type	NM
units	UG/KG
Pct_Solids	65.0
DUP_OF:	

Parameter	Result	Val Qual	Qual Code
BENZO(A)PYRENE	500	U	
BENZO(B)FLUORANTHENE	500	U	
BENZO(G,H,I)PERYLENE	500	U	
BENZO(K)FLUORANTHENE	500	U	
BIS(2-CHLOROETHOXY)METHANE	500	U	
BIS(2-CHLOROETHYL)ETHER	500	U	
BIS(2-ETHYLHEXYL)PHTHALATE	500	U	
BUTYL BENZYL PHTHALATE	500	U	
CAPROLACTAM	500	U	
CARBAZOLE	500	U	
CHRYSENE	500	U	
DIBENZO(A,H)ANTHRACENE	500	U	
DIBENZOFURAN	500	U	
DIETHYL PHTHALATE	500	U	
DIMETHYL PHTHALATE	500	U	
DI-N-BUTYL PHTHALATE	500	U	
DI-N-OCTYL PHTHALATE	500	U	
FLUORANTHENE	500	U	
FLUORENE	500	U	
HEXACHLOROBENZENE	500	U	
HEXACHLOROBUTADIENE	500	U	
HEXACHLOROCYCLOPENTADIENE	2400	U	
HEXACHLOROETHANE	500	U	
INDENO(1,2,3-CD)PYRENE	500	U	
ISOPHORONE	500	U	
NAPHTHALENE	500	U	
NITROBENZENE	500	U	
N-NITROSO-DI-N-PROPYLAMINE	500	U	
N-NITROSODIPHENYLAMINE	500	U	
PENTACHLOROPHENOL	2400	U	
PHENANTHRENE	500	U	
PHENOL	500	U	

nsample	SB-9-0708
samp_date	8/20/2008
lab_id	C8H210225009
qc_type	NM
units	UG/KG
Pct_Solids	65.0
DUP_OF:	

Parameter	Result	Val Qual	Qual Code
PYRENE	500	U	

PROJ_NO: 01659

SDG: C8H210225 MEDIA: SOIL DATA FRACTION: PEST/PCB

nsample	SB-2-0910	nsample	SB-3-0607	nsample	SB-5-0708
samp_date	8/19/2008	samp_date	8/19/2008	samp_date	8/20/2008
lab_id	C8H210225001	lab_id	C8H210225006	lab_id	C8H210225007
qc_type	NM	qc_type	NM	qc_type	NM
units	UG/KG	units	UG/KG	units	UG/KG
Pct_Solids	87.0	Pct_Solids	83.0	Pct_Solids	68.0
DUP_OF:		DUP_OF:		DUP_OF:	

Parameter	Result	Val Qual	Qual Code
AROCLOR-1016	37	U	
AROCLOR-1221	37	U	
AROCLOR-1232	37	U	
AROCLOR-1242	37	U	
AROCLOR-1248	37	U	
AROCLOR-1254	37	U	
AROCLOR-1260	37	U	

Parameter	Result	Val Qual	Qual Code
AROCLOR-1016	40	U	
AROCLOR-1221	40	U	
AROCLOR-1232	40	U	
AROCLOR-1242	40	U	
AROCLOR-1248	40	U	
AROCLOR-1254	40	U	
AROCLOR-1260	40	U	

Parameter	Result	Val Qual	Qual Code
AROCLOR-1016	49	U	
AROCLOR-1221	49	U	
AROCLOR-1232	49	U	
AROCLOR-1242	49	U	
AROCLOR-1248	49	U	
AROCLOR-1254	49	U	
AROCLOR-1260	49	U	

PROJ_NO: 01659

SDG: C8H210225 MEDIA: SOIL DATA FRACTION: PEST/PCB

nsample	SB-6-0708	nsample	SB-7-0506
samp_date	8/20/2008	samp_date	8/19/2008
lab_id	C8H210225011	lab_id	C8H210225002
qc_type	NM	qc_type	NM
units	UG/KG	units	UG/KG
Pct_Solids	81.0	Pct_Solids	82.0
DUP_OF:		DUP_OF:	

Parameter	Result	Val Qual	Qual Code
AROCLOR-1016	41	U	
AROCLOR-1221	41	U	
AROCLOR-1232	41	U	
AROCLOR-1242	41	U	
AROCLOR-1248	41	U	
AROCLOR-1254	41	U	
AROCLOR-1260	41	U	

Parameter	Result	Val Qual	Qual Code
AROCLOR-1016	40	U	
AROCLOR-1221	40	U	
AROCLOR-1232	40	U	
AROCLOR-1242	40	U	
AROCLOR-1248	40	U	
AROCLOR-1254	40	U	
AROCLOR-1260	40	U	

Appendix B

Results as Reported by the Laboratory

Tetra Tech NUS, Inc

Client Sample ID: SB-10-0607

GC/MS Volatiles

Lot-Sample #...:	C8H210225-008	**Work Order #...:**	KVJL41A5	**Matrix.....:**	SOLID
Date Sampled...:	08/20/08	**Date Received..:**	08/21/08	**MS Run #.....:**	8235059
Prep Date.....:	08/22/08	**Analysis Date..:**	08/22/08		
Prep Batch #...:	8235074	**Analysis Time..:**	16:47		
Dilution Factor:	1	**Initial Wgt/Vol:**	5 g	**Final Wgt/Vol..:**	5 mL
% Moisture.....:	43	**Analyst ID.....:**	010099	**Instrument ID..:**	HP3
		Method.....:	SW846 8260B		

PARAMETER	RESULT	REPORTING LIMIT	UNITS	MDL
Acetone	**120**	**35**	**ug/kg**	**8.8**
Benzene	ND	8.8	ug/kg	1.2
Bromodichloromethane	ND	8.8	ug/kg	0.99
Bromoform	ND	8.8	ug/kg	0.78
Bromomethane	ND	8.8	ug/kg	1.3
2-Butanone	**26**	**8.8**	**ug/kg**	**1.5**
Carbon disulfide	ND	8.8	ug/kg	0.90
Carbon tetrachloride	ND	8.8	ug/kg	0.78
Chlorobenzene	ND	8.8	ug/kg	1.3
Chloroethane	ND	8.8	ug/kg	2.7
Chloroform	ND	8.8	ug/kg	1.0
Chloromethane	ND	8.8	ug/kg	1.5
Cyclohexane	ND	8.8	ug/kg	0.65
Dibromochloromethane	ND	8.8	ug/kg	1.2
1,2-Dibromo-3-chloro-propane	ND	8.8	ug/kg	1.3
1,2-Dibromoethane	ND	8.8	ug/kg	1.5
1,3-Dichlorobenzene	ND	8.8	ug/kg	1.2
1,4-Dichlorobenzene	ND	8.8	ug/kg	1.1
1,2-Dichlorobenzene	ND	8.8	ug/kg	1.4
Dichlorodifluoromethane	ND	8.8	ug/kg	1.2
1,1-Dichloroethane	ND	8.8	ug/kg	1.0
1,2-Dichloroethane	ND	8.8	ug/kg	1.1
1,1-Dichloroethene	ND	8.8	ug/kg	1.5
cis-1,2-Dichloroethene	ND	8.8	ug/kg	1.2
trans-1,2-Dichloroethene	ND	8.8	ug/kg	1.0
1,2-Dichloropropane	ND	8.8	ug/kg	0.95
cis-1,3-Dichloropropene	ND	8.8	ug/kg	1.2
trans-1,3-Dichloropropene	ND	8.8	ug/kg	1.0
Ethylbenzene	ND	8.8	ug/kg	1.1
2-Hexanone	ND	8.8	ug/kg	1.2
Isopropylbenzene	ND	8.8	ug/kg	1.2
Methyl acetate	ND	8.8	ug/kg	1.6
Methylene chloride	ND	8.8	ug/kg	1.2
Methylcyclohexane	ND	8.8	ug/kg	1.3
4-Methyl-2-pentanone	ND	8.8	ug/kg	1.1
Methyl tert-butyl ether	ND	8.8	ug/kg	1.3

(Continued on next page)

Tetra Tech NUS, Inc

Client Sample ID: SB-10-0607

GC/MS Volatiles

Lot-Sample #...: C8H210225-008 **Work Order #...:** KVJL41A5 **Matrix.....:** SOLID

PARAMETER	RESULT	REPORTING LIMIT	UNITS	MDL
Styrene	ND	8.8	ug/kg	0.93
1,1,2,2-Tetrachloroethane	ND	8.8	ug/kg	1.3
1,2,4-Trichloro-benzene	ND	8.8	ug/kg	1.5
Tetrachloroethene	ND	8.8	ug/kg	1.2
1,1,1-Trichloroethane	ND	8.8	ug/kg	0.85
1,1,2-Trichloroethane	ND	8.8	ug/kg	1.5
Trichloroethene	ND	8.8	ug/kg	1.2
Trichlorofluoromethane	ND	8.8	ug/kg	1.6
1,1,2-Trichloro-1,2,2-trifluoroethane	ND	8.8	ug/kg	1.9
Vinyl chloride	ND	8.8	ug/kg	0.82
Xylenes (total)	ND	26	ug/kg	3.9
Toluene	ND	8.8	ug/kg	1.3

SURROGATE	PERCENT RECOVERY	RECOVERY LIMITS
1,2-Dichloroethane-d4	103	(52 - 124)
Toluene-d8	96	(72 - 127)
4-Bromofluorobenzene	92	(63 - 120)
Dibromofluoromethane	92	(68 - 121)

NOTE(S):

Results and reporting limits have been adjusted for dry weight.

Tetra Tech NUS, Inc

Client Sample ID: SB-1-0506

GC/MS Volatiles

Lot-Sample #...:	C8H210225-005	**Work Order #...:**	KVJLV1AN	**Matrix.....:**	SOLID
Date Sampled...:	08/19/08	**Date Received..:**	08/21/08	**MS Run #.....:**	8235059
Prep Date.....:	08/22/08	**Analysis Date..:**	08/22/08		
Prep Batch #...:	8235074	**Analysis Time..:**	14:17		
Dilution Factor:	1	**Initial Wgt/Vol:**	5 g	**Final Wgt/Vol..:**	5 mL
% Moisture.....:	44	**Analyst ID.....:**	010099	**Instrument ID..:**	HP3
		Method.....:	SW846 8260B		

PARAMETER	RESULT	REPORTING LIMIT	UNITS	MDL
Acetone	**74**	**36**	**ug/kg**	**9.0**
Benzene	ND	9.0	ug/kg	1.2
Bromodichloromethane	ND	9.0	ug/kg	1.0
Bromoform	ND	9.0	ug/kg	0.80
Bromomethane	ND	9.0	ug/kg	1.3
2-Butanone	**16**	**9.0**	**ug/kg**	**1.6**
Carbon disulfide	**6.0 J**	**9.0**	**ug/kg**	**0.92**
Carbon tetrachloride	ND	9.0	ug/kg	0.80
Chlorobenzene	ND	9.0	ug/kg	1.4
Chloroethane	ND	9.0	ug/kg	2.8
Chloroform	ND	9.0	ug/kg	1.1
Chloromethane	ND	9.0	ug/kg	1.5
Cyclohexane	ND	9.0	ug/kg	0.67
Dibromochloromethane	ND	9.0	ug/kg	1.3
1,2-Dibromo-3-chloro-propane	ND	9.0	ug/kg	1.3
1,2-Dibromoethane	ND	9.0	ug/kg	1.6
1,3-Dichlorobenzene	ND	9.0	ug/kg	1.2
1,4-Dichlorobenzene	ND	9.0	ug/kg	1.1
1,2-Dichlorobenzene	ND	9.0	ug/kg	1.4
Dichlorodifluoromethane	ND	9.0	ug/kg	1.2
1,1-Dichloroethane	ND	9.0	ug/kg	1.0
1,2-Dichloroethane	ND	9.0	ug/kg	1.1
1,1-Dichloroethene	ND	9.0	ug/kg	1.5
cis-1,2-Dichloroethene	ND	9.0	ug/kg	1.3
trans-1,2-Dichloroethene	ND	9.0	ug/kg	1.1
1,2-Dichloropropane	ND	9.0	ug/kg	0.98
cis-1,3-Dichloropropene	ND	9.0	ug/kg	1.2
trans-1,3-Dichloropropene	ND	9.0	ug/kg	1.1
Ethylbenzene	ND	9.0	ug/kg	1.2
2-Hexanone	ND	9.0	ug/kg	1.2
Isopropylbenzene	ND	9.0	ug/kg	1.2
Methyl acetate	ND	9.0	ug/kg	1.6
Methylene chloride	ND	9.0	ug/kg	1.2
Methylcyclohexane	ND	9.0	ug/kg	1.3
4-Methyl-2-pentanone	ND	9.0	ug/kg	1.2
Methyl tert-butyl ether	ND	9.0	ug/kg	1.3

(Continued on next page)

Tetra Tech NUS, Inc

Client Sample ID: SB-1-0506

GC/MS Volatiles

Lot-Sample #...: C8H210225-005 **Work Order #...:** KVJLV1AN **Matrix.....:** SOLID

PARAMETER	RESULT	REPORTING LIMIT	UNITS	MDL
Styrene	ND	9.0	ug/kg	0.96
1,1,2,2-Tetrachloroethane	ND	9.0	ug/kg	1.3
1,2,4-Trichloro-benzene	ND	9.0	ug/kg	1.6
Tetrachloroethene	ND	9.0	ug/kg	1.2
1,1,1-Trichloroethane	ND	9.0	ug/kg	0.88
1,1,2-Trichloroethane	ND	9.0	ug/kg	1.5
Trichloroethene	ND	9.0	ug/kg	1.2
Trichlorofluoromethane	ND	9.0	ug/kg	1.7
1,1,2-Trichloro-1,2,2-trifluoroethane	ND	9.0	ug/kg	1.9
Vinyl chloride	ND	9.0	ug/kg	0.85
Xylenes (total)	ND	27	ug/kg	4.0
Toluene	ND	9.0	ug/kg	1.3

SURROGATE	PERCENT RECOVERY	RECOVERY LIMITS
1,2-Dichloroethane-d4	100	(52 - 124)
Toluene-d8	95	(72 - 127)
4-Bromofluorobenzene	91	(63 - 120)
Dibromofluoromethane	94	(68 - 121)

NOTE(S):

Results and reporting limits have been adjusted for dry weight.

J Estimated result. Result is less than RL.

Tetra Tech NUS, Inc

Client Sample ID: SB-11-0708

GC/MS Volatiles

Lot-Sample #...:	C8H210225-003	**Work Order #...:**	KVJLP1A5	**Matrix.....:**	SOLID
Date Sampled...:	08/19/08	**Date Received..:**	08/21/08	**MS Run #.....:**	8235059
Prep Date.....:	08/22/08	**Analysis Date..:**	08/22/08		
Prep Batch #...:	8235074	**Analysis Time..:**	12:14		
Dilution Factor:	1	**Initial Wgt/Vol:**	5 g	**Final Wgt/Vol..:**	5 mL
% Moisture.....:	42	**Analyst ID.....:**	010099	**Instrument ID..:**	HP3
		Method.....:	SW846 8260B		

PARAMETER	RESULT	REPORTING LIMIT	UNITS	MDL
Acetone	**40**	**35**	**ug/kg**	**8.7**
Benzene	ND	8.7	ug/kg	1.2
Bromodichloromethane	ND	8.7	ug/kg	0.97
Bromoform	ND	8.7	ug/kg	0.77
Bromomethane	ND	8.7	ug/kg	1.3
2-Butanone	ND	8.7	ug/kg	1.5
Carbon disulfide	ND	8.7	ug/kg	0.89
Carbon tetrachloride	ND	8.7	ug/kg	0.77
Chlorobenzene	ND	8.7	ug/kg	1.3
Chloroethane	ND	8.7	ug/kg	2.7
Chloroform	ND	8.7	ug/kg	1.0
Chloromethane	ND	8.7	ug/kg	1.5
Cyclohexane	ND	8.7	ug/kg	0.64
Dibromochloromethane	ND	8.7	ug/kg	1.2
1,2-Dibromo-3-chloro-propane	ND	8.7	ug/kg	1.3
1,2-Dibromoethane	ND	8.7	ug/kg	1.5
1,3-Dichlorobenzene	ND	8.7	ug/kg	1.1
1,4-Dichlorobenzene	ND	8.7	ug/kg	1.1
1,2-Dichlorobenzene	ND	8.7	ug/kg	1.4
Dichlorodifluoromethane	ND	8.7	ug/kg	1.2
1,1-Dichloroethane	ND	8.7	ug/kg	1.0
1,2-Dichloroethane	ND	8.7	ug/kg	1.1
1,1-Dichloroethene	ND	8.7	ug/kg	1.5
cis-1,2-Dichloroethene	ND	8.7	ug/kg	1.2
trans-1,2-Dichloroethene	ND	8.7	ug/kg	1.0
1,2-Dichloropropane	ND	8.7	ug/kg	0.94
cis-1,3-Dichloropropene	ND	8.7	ug/kg	1.2
trans-1,3-Dichloropropene	ND	8.7	ug/kg	1.0
Ethylbenzene	ND	8.7	ug/kg	1.1
2-Hexanone	ND	8.7	ug/kg	1.2
Isopropylbenzene	ND	8.7	ug/kg	1.2
Methyl acetate	ND	8.7	ug/kg	1.6
Methylene chloride	ND	8.7	ug/kg	1.2
Methylcyclohexane	ND	8.7	ug/kg	1.3
4-Methyl-2-pentanone	ND	8.7	ug/kg	1.1
Methyl tert-butyl ether	ND	8.7	ug/kg	1.3

(Continued on next page)

Tetra Tech NUS, Inc

Client Sample ID: SB-11-0708

GC/MS Volatiles

Lot-Sample #...: C8H210225-003 **Work Order #...:** KVJLP1A5 **Matrix.....:** SOLID

PARAMETER	RESULT	REPORTING LIMIT	UNITS	MDL
Styrene	ND	8.7	ug/kg	0.92
1,1,2,2-Tetrachloroethane	ND	8.7	ug/kg	1.2
1,2,4-Trichloro-benzene	ND	8.7	ug/kg	1.5
Tetrachloroethene	ND	8.7	ug/kg	1.2
1,1,1-Trichloroethane	ND	8.7	ug/kg	0.84
1,1,2-Trichloroethane	ND	8.7	ug/kg	1.4
Trichloroethene	ND	8.7	ug/kg	1.1
Trichlorofluoromethane	ND	8.7	ug/kg	1.6
1,1,2-Trichloro-1,2,2-trifluoroethane	ND	8.7	ug/kg	1.8
Vinyl chloride	ND	8.7	ug/kg	0.81
Xylenes (total)	ND	26	ug/kg	3.9
Toluene	ND	8.7	ug/kg	1.3

SURROGATE	PERCENT RECOVERY	RECOVERY LIMITS
1,2-Dichloroethane-d4	102	(52 - 124)
Toluene-d8	94	(72 - 127)
4-Bromofluorobenzene	91	(63 - 120)
Dibromofluoromethane	93	(68 - 121)

NOTE(S):

Results and reporting limits have been adjusted for dry weight.

Tetra Tech NUS, Inc

Client Sample ID: SB-2-0910

GC/MS Volatiles

Lot-Sample #...:	C8H210225-001	**Work Order #...:**	KVJKM1A6	**Matrix.....:**	SOLID
Date Sampled...:	08/19/08	**Date Received..:**	08/21/08	**MS Run #.....:**	8235059
Prep Date.....:	08/22/08	**Analysis Date..:**	08/22/08		
Prep Batch #...:	8235074	**Analysis Time..:**	10:33		
Dilution Factor:	1	**Initial Wgt/Vol:**	5 g	**Final Wgt/Vol..:**	5 mL
% Moisture.....:	13	**Analyst ID.....:**	010099	**Instrument ID..:**	HP3
		Method.....:	SW846 8260B		

PARAMETER	RESULT	REPORTING LIMIT	UNITS	MDL
Acetone	ND	23	ug/kg	5.7
Benzene	ND	5.7	ug/kg	0.77
Bromodichloromethane	ND	5.7	ug/kg	0.64
Bromoform	ND	5.7	ug/kg	0.51
Bromomethane	ND	5.7	ug/kg	0.85
2-Butanone	ND	5.7	ug/kg	1.0
Carbon disulfide	ND	5.7	ug/kg	0.59
Carbon tetrachloride	ND	5.7	ug/kg	0.51
Chlorobenzene	ND	5.7	ug/kg	0.87
Chloroethane	ND	5.7	ug/kg	1.8
Chloroform	ND	5.7	ug/kg	0.67
Chloromethane	ND	5.7	ug/kg	0.97
Cyclohexane	ND	5.7	ug/kg	0.42
Dibromochloromethane	ND	5.7	ug/kg	0.81
1,2-Dibromo-3-chloro-propane	ND	5.7	ug/kg	0.86
1,2-Dibromoethane	ND	5.7	ug/kg	0.99
1,3-Dichlorobenzene	ND	5.7	ug/kg	0.75
1,4-Dichlorobenzene	ND	5.7	ug/kg	0.73
1,2-Dichlorobenzene	ND	5.7	ug/kg	0.91
Dichlorodifluoromethane	ND	5.7	ug/kg	0.76
1,1-Dichloroethane	ND	5.7	ug/kg	0.66
1,2-Dichloroethane	ND	5.7	ug/kg	0.70
1,1-Dichloroethene	ND	5.7	ug/kg	0.97
cis-1,2-Dichloroethene	ND	5.7	ug/kg	0.80
trans-1,2-Dichloroethene	ND	5.7	ug/kg	0.68
1,2-Dichloropropane	ND	5.7	ug/kg	0.62
cis-1,3-Dichloropropene	ND	5.7	ug/kg	0.78
trans-1,3-Dichloropropene	ND	5.7	ug/kg	0.68
Ethylbenzene	ND	5.7	ug/kg	0.74
2-Hexanone	ND	5.7	ug/kg	0.79
Isopropylbenzene	ND	5.7	ug/kg	0.78
Methyl acetate	ND	5.7	ug/kg	1.0
Methylene chloride	ND	5.7	ug/kg	0.77
Methylcyclohexane	ND	5.7	ug/kg	0.83
4-Methyl-2-pentanone	ND	5.7	ug/kg	0.75
Methyl tert-butyl ether	ND	5.7	ug/kg	0.86

(Continued on next page)

Tetra Tech NUS, Inc

Client Sample ID: SB-2-0910

GC/MS Volatiles

Lot-Sample #...: C8H210225-001 **Work Order #...:** KVJKM1A6 **Matrix.....:** SOLID

PARAMETER	RESULT	REPORTING LIMIT	UNITS	MDL
Styrene	ND	5.7	ug/kg	0.61
1,1,2,2-Tetrachloroethane	ND	5.7	ug/kg	0.82
1,2,4-Trichloro-benzene	ND	5.7	ug/kg	1.0
Tetrachloroethene	ND	5.7	ug/kg	0.78
1,1,1-Trichloroethane	ND	5.7	ug/kg	0.56
1,1,2-Trichloroethane	ND	5.7	ug/kg	0.95
Trichloroethene	ND	5.7	ug/kg	0.75
Trichlorofluoromethane	ND	5.7	ug/kg	1.1
1,1,2-Trichloro-1,2,2-trifluoroethane	ND	5.7	ug/kg	1.2
Vinyl chloride	ND	5.7	ug/kg	0.54
Xylenes (total)	ND	17	ug/kg	2.6
Toluene	ND	5.7	ug/kg	0.83

SURROGATE	PERCENT RECOVERY	RECOVERY LIMITS
1,2-Dichloroethane-d4	102	(52 - 124)
Toluene-d8	93	(72 - 127)
4-Bromofluorobenzene	89	(63 - 120)
Dibromofluoromethane	93	(68 - 121)

NOTE(S):

Results and reporting limits have been adjusted for dry weight.

Tetra Tech NUS, Inc

Client Sample ID: SB-3-0607

GC/MS Volatiles

Lot-Sample #...:	C8H210225-006	**Work Order #...:**	KVJLX1A6	**Matrix.....:**	SOLID
Date Sampled...:	08/19/08	**Date Received..:**	08/21/08	**MS Run #.....:**	8235059
Prep Date.....:	08/22/08	**Analysis Date..:**	08/22/08		
Prep Batch #...:	8235074	**Analysis Time..:**	15:07		
Dilution Factor:	1	**Initial Wgt/Vol:**	5 g	**Final Wgt/Vol..:**	5 mL
% Moisture.....:	17	**Analyst ID.....:**	010099	**Instrument ID..:**	HP3
		Method.....:	SW846 8260B		

PARAMETER	RESULT	REPORTING LIMIT	UNITS	MDL
Acetone	ND	24	ug/kg	6.0
Benzene	ND	6.0	ug/kg	0.81
Bromodichloromethane	ND	6.0	ug/kg	0.67
Bromoform	ND	6.0	ug/kg	0.53
Bromomethane	ND	6.0	ug/kg	0.89
2-Butanone	ND	6.0	ug/kg	1.1
Carbon disulfide	ND	6.0	ug/kg	0.61
Carbon tetrachloride	ND	6.0	ug/kg	0.54
Chlorobenzene	ND	6.0	ug/kg	0.91
Chloroethane	ND	6.0	ug/kg	1.9
Chloroform	ND	6.0	ug/kg	0.70
Chloromethane	ND	6.0	ug/kg	1.0
Cyclohexane	ND	6.0	ug/kg	0.45
Dibromochloromethane	ND	6.0	ug/kg	0.85
1,2-Dibromo-3-chloro-propane	ND	6.0	ug/kg	0.90
1,2-Dibromoethane	ND	6.0	ug/kg	1.0
1,3-Dichlorobenzene	ND	6.0	ug/kg	0.79
1,4-Dichlorobenzene	ND	6.0	ug/kg	0.76
1,2-Dichlorobenzene	ND	6.0	ug/kg	0.96
Dichlorodifluoromethane	ND	6.0	ug/kg	0.80
1,1-Dichloroethane	ND	6.0	ug/kg	0.69
1,2-Dichloroethane	ND	6.0	ug/kg	0.74
1,1-Dichloroethene	ND	6.0	ug/kg	1.0
cis-1,2-Dichloroethene	ND	6.0	ug/kg	0.84
trans-1,2-Dichloroethene	ND	6.0	ug/kg	0.71
1,2-Dichloropropane	ND	6.0	ug/kg	0.65
cis-1,3-Dichloropropene	ND	6.0	ug/kg	0.81
trans-1,3-Dichloropropene	ND	6.0	ug/kg	0.72
Ethylbenzene	ND	6.0	ug/kg	0.77
2-Hexanone	ND	6.0	ug/kg	0.83
Isopropylbenzene	ND	6.0	ug/kg	0.81
Methyl acetate	ND	6.0	ug/kg	1.1
Methylene chloride	ND	6.0	ug/kg	0.81
Methylcyclohexane	ND	6.0	ug/kg	0.87
4-Methyl-2-pentanone	ND	6.0	ug/kg	0.78
Methyl tert-butyl ether	ND	6.0	ug/kg	0.90

(Continued on next page)

Tetra Tech NUS, Inc

Client Sample ID: SB-3-0607

GC/MS Volatiles

Lot-Sample #...: C8H210225-006 **Work Order #...:** KVJLX1A6 **Matrix.....:** SOLID

PARAMETER	RESULT	REPORTING LIMIT	UNITS	MDL
Styrene	ND	6.0	ug/kg	0.64
1,1,2,2-Tetrachloroethane	ND	6.0	ug/kg	0.86
1,2,4-Trichloro-benzene	ND	6.0	ug/kg	1.1
Tetrachloroethene	ND	6.0	ug/kg	0.82
1,1,1-Trichloroethane	ND	6.0	ug/kg	0.58
1,1,2-Trichloroethane	ND	6.0	ug/kg	1.0
Trichloroethene	ND	6.0	ug/kg	0.79
Trichlorofluoromethane	ND	6.0	ug/kg	1.1
1,1,2-Trichloro-1,2,2-trifluoroethane	ND	6.0	ug/kg	1.3
Vinyl chloride	ND	6.0	ug/kg	0.56
Xylenes (total)	ND	18	ug/kg	2.7
Toluene	ND	6.0	ug/kg	0.88

SURROGATE	PERCENT RECOVERY	RECOVERY LIMITS
1,2-Dichloroethane-d4	102	(52 - 124)
Toluene-d8	94	(72 - 127)
4-Bromofluorobenzene	91	(63 - 120)
Dibromofluoromethane	94	(68 - 121)

NOTE(S):

Results and reporting limits have been adjusted for dry weight.

Tetra Tech NUS, Inc

Client Sample ID: SB-4-0607

GC/MS Volatiles

Lot-Sample #...:	C8H210225-004	**Work Order #...:**	KVJLR1AG	**Matrix.....:**	SOLID
Date Sampled...:	08/19/08	**Date Received..:**	08/21/08	**MS Run #.....:**	8235059
Prep Date.....:	08/22/08	**Analysis Date..:**	08/22/08		
Prep Batch #...:	8235074	**Analysis Time..:**	13:28		
Dilution Factor:	1	**Initial Wgt/Vol:**	5 g	**Final Wgt/Vol..:**	5 mL
% Moisture.....:	29	**Analyst ID.....:**	010099	**Instrument ID..:**	HP3
		Method.....:	SW846 8260B		

PARAMETER	RESULT	REPORTING LIMIT	UNITS	MDL
Acetone	**38**	**28**	**ug/kg**	**7.1**
Benzene	ND	7.1	ug/kg	0.95
Bromodichloromethane	ND	7.1	ug/kg	0.79
Bromoform	ND	7.1	ug/kg	0.63
Bromomethane	ND	7.1	ug/kg	1.0
2-Butanone	ND	7.1	ug/kg	1.2
Carbon disulfide	ND	7.1	ug/kg	0.72
Carbon tetrachloride	ND	7.1	ug/kg	0.63
Chlorobenzene	ND	7.1	ug/kg	1.1
Chloroethane	ND	7.1	ug/kg	2.2
Chloroform	ND	7.1	ug/kg	0.83
Chloromethane	ND	7.1	ug/kg	1.2
Cyclohexane	ND	7.1	ug/kg	0.52
Dibromochloromethane	ND	7.1	ug/kg	1.0
1,2-Dibromo-3-chloro-propane	ND	7.1	ug/kg	1.1
1,2-Dibromoethane	ND	7.1	ug/kg	1.2
1,3-Dichlorobenzene	ND	7.1	ug/kg	0.93
1,4-Dichlorobenzene	ND	7.1	ug/kg	0.90
1,2-Dichlorobenzene	ND	7.1	ug/kg	1.1
Dichlorodifluoromethane	ND	7.1	ug/kg	0.94
1,1-Dichloroethane	ND	7.1	ug/kg	0.81
1,2-Dichloroethane	ND	7.1	ug/kg	0.87
1,1-Dichloroethene	ND	7.1	ug/kg	1.2
cis-1,2-Dichloroethene	ND	7.1	ug/kg	0.99
trans-1,2-Dichloroethene	ND	7.1	ug/kg	0.84
1,2-Dichloropropane	ND	7.1	ug/kg	0.77
cis-1,3-Dichloropropene	ND	7.1	ug/kg	0.96
trans-1,3-Dichloropropene	ND	7.1	ug/kg	0.85
Ethylbenzene	ND	7.1	ug/kg	0.91
2-Hexanone	ND	7.1	ug/kg	0.98
Isopropylbenzene	ND	7.1	ug/kg	0.96
Methyl acetate	ND	7.1	ug/kg	1.3
Methylene chloride	ND	7.1	ug/kg	0.95
Methylcyclohexane	ND	7.1	ug/kg	1.0
4-Methyl-2-pentanone	ND	7.1	ug/kg	0.92
Methyl tert-butyl ether	ND	7.1	ug/kg	1.1

(Continued on next page)

Tetra Tech NUS, Inc

Client Sample ID: SB-4-0607

GC/MS Volatiles

Lot-Sample #...: C8H210225-004 **Work Order #...:** KVJLR1AG **Matrix.....:** SOLID

PARAMETER	RESULT	REPORTING LIMIT	UNITS	MDL
Styrene	ND	7.1	ug/kg	0.75
1,1,2,2-Tetrachloroethane	ND	7.1	ug/kg	1.0
1,2,4-Trichloro-benzene	ND	7.1	ug/kg	1.2
Tetrachloroethene	ND	7.1	ug/kg	0.96
1,1,1-Trichloroethane	ND	7.1	ug/kg	0.69
1,1,2-Trichloroethane	ND	7.1	ug/kg	1.2
Trichloroethene	ND	7.1	ug/kg	0.93
Trichlorofluoromethane	ND	7.1	ug/kg	1.3
1,1,2-Trichloro-1,2,2-trifluoroethane	ND	7.1	ug/kg	1.5
Vinyl chloride	ND	7.1	ug/kg	0.66
Xylenes (total)	ND	21	ug/kg	3.2
Toluene	ND	7.1	ug/kg	1.0

SURROGATE	PERCENT RECOVERY	RECOVERY LIMITS
1,2-Dichloroethane-d4	100	(52 - 124)
Toluene-d8	94	(72 - 127)
4-Bromofluorobenzene	89	(63 - 120)
Dibromofluoromethane	93	(68 - 121)

NOTE(S):

Results and reporting limits have been adjusted for dry weight.

Tetra Tech NUS, Inc

Client Sample ID: SB-5-0708

GC/MS Volatiles

Lot-Sample #...:	C8H210225-007	**Work Order #...:**	KVJL01AH	**Matrix.....:**	SOLID
Date Sampled...:	08/20/08	**Date Received..:**	08/21/08	**MS Run #.....:**	8235059
Prep Date.....:	08/22/08	**Analysis Date..:**	08/22/08		
Prep Batch #...:	8235074	**Analysis Time..:**	15:56		
Dilution Factor:	1	**Initial Wgt/Vol:**	5 g	**Final Wgt/Vol..:**	5 mL
% Moisture.....:	32	**Analyst ID.....:**	010099	**Instrument ID..:**	HP3
		Method.....:	SW846 8260B		

PARAMETER	RESULT	REPORTING LIMIT	UNITS	MDL
Acetone	**92**	**30**	**ug/kg**	**7.4**
Benzene	ND	7.4	ug/kg	1.0
Bromodichloromethane	ND	7.4	ug/kg	0.83
Bromoform	ND	7.4	ug/kg	0.65
Bromomethane	ND	7.4	ug/kg	1.1
2-Butanone	**17**	**7.4**	**ug/kg**	**1.3**
Carbon disulfide	**3.5 J**	**7.4**	**ug/kg**	**0.76**
Carbon tetrachloride	ND	7.4	ug/kg	0.66
Chlorobenzene	ND	7.4	ug/kg	1.1
Chloroethane	ND	7.4	ug/kg	2.3
Chloroform	ND	7.4	ug/kg	0.87
Chloromethane	ND	7.4	ug/kg	1.3
Cyclohexane	ND	7.4	ug/kg	0.55
Dibromochloromethane	ND	7.4	ug/kg	1.1
1,2-Dibromo-3-chloro-propane	ND	7.4	ug/kg	1.1
1,2-Dibromoethane	ND	7.4	ug/kg	1.3
1,3-Dichlorobenzene	ND	7.4	ug/kg	0.97
1,4-Dichlorobenzene	ND	7.4	ug/kg	0.94
1,2-Dichlorobenzene	ND	7.4	ug/kg	1.2
Dichlorodifluoromethane	ND	7.4	ug/kg	0.99
1,1-Dichloroethane	ND	7.4	ug/kg	0.85
1,2-Dichloroethane	ND	7.4	ug/kg	0.91
1,1-Dichloroethene	ND	7.4	ug/kg	1.3
cis-1,2-Dichloroethene	ND	7.4	ug/kg	1.0
trans-1,2-Dichloroethene	ND	7.4	ug/kg	0.88
1,2-Dichloropropane	ND	7.4	ug/kg	0.80
cis-1,3-Dichloropropene	ND	7.4	ug/kg	1.0
trans-1,3-Dichloropropene	ND	7.4	ug/kg	0.88
Ethylbenzene	ND	7.4	ug/kg	0.95
2-Hexanone	ND	7.4	ug/kg	1.0
Isopropylbenzene	ND	7.4	ug/kg	1.0
Methyl acetate	ND	7.4	ug/kg	1.3
Methylene chloride	ND	7.4	ug/kg	0.99
Methylcyclohexane	ND	7.4	ug/kg	1.1
4-Methyl-2-pentanone	ND	7.4	ug/kg	0.97
Methyl tert-butyl ether	ND	7.4	ug/kg	1.1

(Continued on next page)

Tetra Tech NUS, Inc

Client Sample ID: SB-5-0708

GC/MS Volatiles

Lot-Sample #...: C8H210225-007 **Work Order #...:** KVJL01AH **Matrix.....:** SOLID

PARAMETER	RESULT	REPORTING LIMIT	UNITS	MDL
Styrene	ND	7.4	ug/kg	0.79
1,1,2,2-Tetrachloroethane	ND	7.4	ug/kg	1.1
1,2,4-Trichloro-benzene	ND	7.4	ug/kg	1.3
Tetrachloroethene	ND	7.4	ug/kg	1.0
1,1,1-Trichloroethane	ND	7.4	ug/kg	0.72
1,1,2-Trichloroethane	ND	7.4	ug/kg	1.2
Trichloroethene	ND	7.4	ug/kg	0.97
Trichlorofluoromethane	ND	7.4	ug/kg	1.4
1,1,2-Trichloro-1,2,2-trifluoroethane	ND	7.4	ug/kg	1.6
Vinyl chloride	ND	7.4	ug/kg	0.69
Xylenes (total)	ND	22	ug/kg	3.3
Toluene	ND	7.4	ug/kg	1.1

SURROGATE	PERCENT RECOVERY	RECOVERY LIMITS
1,2-Dichloroethane-d4	100	(52 - 124)
Toluene-d8	95	(72 - 127)
4-Bromofluorobenzene	90	(63 - 120)
Dibromofluoromethane	93	(68 - 121)

NOTE(S):

Results and reporting limits have been adjusted for dry weight.

J Estimated result. Result is less than RL.

Tetra Tech NUS, Inc

Client Sample ID: SB-6-0708

GC/MS Volatiles

Lot-Sample #...:	C8H210225-011	**Work Order #...:**	KVJME1AH	**Matrix.....:**	SOLID
Date Sampled...:	08/20/08	**Date Received..:**	08/21/08	**MS Run #.....:**	8238053
Prep Date.....:	08/25/08	**Analysis Date..:**	08/25/08		
Prep Batch #...:	8238062	**Analysis Time..:**	10:01		
Dilution Factor:	1	**Initial Wgt/Vol:**	5 g	**Final Wgt/Vol..:**	5 mL
% Moisture.....:	19	**Analyst ID.....:**	10099	**Instrument ID..:**	HP3
		Method.....:	SW846 8260B		

PARAMETER	RESULT	REPORTING LIMIT	UNITS	MDL
Acetone	ND	25	ug/kg	6.2
Benzene	ND	6.2	ug/kg	0.84
Bromodichloromethane	ND	6.2	ug/kg	0.69
Bromoform	ND	6.2	ug/kg	0.55
Bromomethane	ND	6.2	ug/kg	0.91
2-Butanone	ND	6.2	ug/kg	1.1
Carbon disulfide	ND	6.2	ug/kg	0.63
Carbon tetrachloride	ND	6.2	ug/kg	0.55
Chlorobenzene	ND	6.2	ug/kg	0.94
Chloroethane	ND	6.2	ug/kg	1.9
Chloroform	ND	6.2	ug/kg	0.72
Chloromethane	ND	6.2	ug/kg	1.1
Cyclohexane	ND	6.2	ug/kg	0.46
Dibromochloromethane	ND	6.2	ug/kg	0.88
1,2-Dibromo-3-chloro-propane	ND	6.2	ug/kg	0.93
1,2-Dibromoethane	ND	6.2	ug/kg	1.1
1,3-Dichlorobenzene	ND	6.2	ug/kg	0.81
1,4-Dichlorobenzene	ND	6.2	ug/kg	0.79
1,2-Dichlorobenzene	ND	6.2	ug/kg	0.99
Dichlorodifluoromethane	ND	6.2	ug/kg	0.82
1,1-Dichloroethane	ND	6.2	ug/kg	0.71
1,2-Dichloroethane	ND	6.2	ug/kg	0.76
1,1-Dichloroethene	ND	6.2	ug/kg	1.0
cis-1,2-Dichloroethene	ND	6.2	ug/kg	0.87
trans-1,2-Dichloroethene	ND	6.2	ug/kg	0.74
1,2-Dichloropropane	ND	6.2	ug/kg	0.67
cis-1,3-Dichloropropene	ND	6.2	ug/kg	0.84
trans-1,3-Dichloropropene	ND	6.2	ug/kg	0.74
Ethylbenzene	ND	6.2	ug/kg	0.80
2-Hexanone	ND	6.2	ug/kg	0.85
Isopropylbenzene	ND	6.2	ug/kg	0.84
Methyl acetate	ND	6.2	ug/kg	1.1
Methylene chloride	ND	6.2	ug/kg	0.83
Methylcyclohexane	ND	6.2	ug/kg	0.90
4-Methyl-2-pentanone	ND	6.2	ug/kg	0.81
Methyl tert-butyl ether	ND	6.2	ug/kg	0.92

(Continued on next page)

Tetra Tech NUS, Inc

Client Sample ID: SB-6-0708

GC/MS Volatiles

Lot-Sample #...: C8H210225-011 **Work Order #...:** KVJME1AH **Matrix.....:** SOLID

PARAMETER	RESULT	REPORTING LIMIT	UNITS	MDL
Styrene	ND	6.2	ug/kg	0.66
1,1,2,2-Tetrachloroethane	ND	6.2	ug/kg	0.89
1,2,4-Trichloro-benzene	ND	6.2	ug/kg	1.1
Tetrachloroethene	ND	6.2	ug/kg	0.84
1,1,1-Trichloroethane	ND	6.2	ug/kg	0.60
1,1,2-Trichloroethane	ND	6.2	ug/kg	1.0
Trichloroethene	ND	6.2	ug/kg	0.81
Trichlorofluoromethane	ND	6.2	ug/kg	1.1
1,1,2-Trichloro-1,2,2-trifluoroethane	ND	6.2	ug/kg	1.3
Vinyl chloride	ND	6.2	ug/kg	0.58
Xylenes (total)	ND	19	ug/kg	2.8
Toluene	ND	6.2	ug/kg	0.90

SURROGATE	PERCENT RECOVERY	RECOVERY LIMITS
1,2-Dichloroethane-d4	100	(52 - 124)
Toluene-d8	93	(72 - 127)
4-Bromofluorobenzene	90	(63 - 120)
Dibromofluoromethane	93	(68 - 121)

NOTE(S):

Results and reporting limits have been adjusted for dry weight.

Tetra Tech NUS, Inc

Client Sample ID: SB-7-0506

GC/MS Volatiles

Lot-Sample #...:	C8H210225-002	**Work Order #...:**	KVJLJ1AH	**Matrix.....:**	SOLID
Date Sampled...:	08/19/08	**Date Received..:**	08/21/08	**MS Run #.....:**	8235059
Prep Date.....:	08/22/08	**Analysis Date..:**	08/22/08		
Prep Batch #...:	8235074	**Analysis Time..:**	11:24		
Dilution Factor:	1	**Initial Wgt/Vol:**	5 g	**Final Wgt/Vol..:**	5 mL
% Moisture.....:	18	**Analyst ID.....:**	010099	**Instrument ID..:**	HP3
		Method.....:	SW846 8260B		

PARAMETER	RESULT	REPORTING LIMIT	UNITS	MDL
Acetone	ND	24	ug/kg	6.1
Benzene	ND	6.1	ug/kg	0.82
Bromodichloromethane	ND	6.1	ug/kg	0.68
Bromoform	ND	6.1	ug/kg	0.54
Bromomethane	ND	6.1	ug/kg	0.90
2-Butanone	ND	6.1	ug/kg	1.1
Carbon disulfide	ND	6.1	ug/kg	0.62
Carbon tetrachloride	ND	6.1	ug/kg	0.54
Chlorobenzene	ND	6.1	ug/kg	0.92
Chloroethane	ND	6.1	ug/kg	1.9
Chloroform	ND	6.1	ug/kg	0.71
Chloromethane	ND	6.1	ug/kg	1.0
Cyclohexane	ND	6.1	ug/kg	0.45
Dibromochloromethane	ND	6.1	ug/kg	0.86
1,2-Dibromo-3-chloro-propane	ND	6.1	ug/kg	0.91
1,2-Dibromoethane	ND	6.1	ug/kg	1.0
1,3-Dichlorobenzene	ND	6.1	ug/kg	0.80
1,4-Dichlorobenzene	ND	6.1	ug/kg	0.77
1,2-Dichlorobenzene	ND	6.1	ug/kg	0.97
Dichlorodifluoromethane	ND	6.1	ug/kg	0.81
1,1-Dichloroethane	ND	6.1	ug/kg	0.70
1,2-Dichloroethane	ND	6.1	ug/kg	0.74
1,1-Dichloroethene	ND	6.1	ug/kg	1.0
cis-1,2-Dichloroethene	ND	6.1	ug/kg	0.85
trans-1,2-Dichloroethene	ND	6.1	ug/kg	0.72
1,2-Dichloropropane	ND	6.1	ug/kg	0.66
cis-1,3-Dichloropropene	ND	6.1	ug/kg	0.82
trans-1,3-Dichloropropene	ND	6.1	ug/kg	0.72
Ethylbenzene	ND	6.1	ug/kg	0.78
2-Hexanone	ND	6.1	ug/kg	0.84
Isopropylbenzene	ND	6.1	ug/kg	0.82
Methyl acetate	ND	6.1	ug/kg	1.1
Methylene chloride	ND	6.1	ug/kg	0.82
Methylcyclohexane	ND	6.1	ug/kg	0.88
4-Methyl-2-pentanone	ND	6.1	ug/kg	0.79
Methyl tert-butyl ether	ND	6.1	ug/kg	0.91

(Continued on next page)

Tetra Tech NUS, Inc

Client Sample ID: SB-7-0506

GC/MS Volatiles

Lot-Sample #...: C8H210225-002 **Work Order #...:** KVJLJ1AH **Matrix.....:** SOLID

PARAMETER	RESULT	REPORTING LIMIT	UNITS	MDL
Styrene	ND	6.1	ug/kg	0.64
1,1,2,2-Tetrachloroethane	ND	6.1	ug/kg	0.87
1,2,4-Trichloro-benzene	ND	6.1	ug/kg	1.1
Tetrachloroethene	ND	6.1	ug/kg	0.83
1,1,1-Trichloroethane	ND	6.1	ug/kg	0.59
1,1,2-Trichloroethane	ND	6.1	ug/kg	1.0
Trichloroethene	ND	6.1	ug/kg	0.80
Trichlorofluoromethane	ND	6.1	ug/kg	1.1
1,1,2-Trichloro-1,2,2-trifluoroethane	ND	6.1	ug/kg	1.3
Vinyl chloride	ND	6.1	ug/kg	0.57
Xylenes (total)	ND	18	ug/kg	2.7
Toluene	ND	6.1	ug/kg	0.88

SURROGATE	PERCENT RECOVERY	RECOVERY LIMITS
1,2-Dichloroethane-d4	98	(52 - 124)
Toluene-d8	95	(72 - 127)
4-Bromofluorobenzene	91	(63 - 120)
Dibromofluoromethane	93	(68 - 121)

NOTE(S):

Results and reporting limits have been adjusted for dry weight.

Tetra Tech NUS, Inc

Client Sample ID: SB-8-0506

GC/MS Volatiles

Lot-Sample #...:	C8H210225-010	**Work Order #...:**	KVJMC1A5	**Matrix.....:**	SOLID
Date Sampled...:	08/20/08	**Date Received..:**	08/21/08	**MS Run #.....:**	8238053
Prep Date.....:	08/25/08	**Analysis Date..:**	08/25/08		
Prep Batch #...:	8238062	**Analysis Time..:**	09:35		
Dilution Factor:	1	**Initial Wgt/Vol:**	5 g	**Final Wgt/Vol..:**	5 mL
% Moisture.....:	21	**Analyst ID.....:**	010099	**Instrument ID..:**	HP3
		Method.....:	SW846 8260B		

PARAMETER	RESULT	REPORTING LIMIT	UNITS	MDL
Acetone	**8.4 J**	**25**	**ug/kg**	**6.3**
Benzene	ND	6.3	ug/kg	0.85
Bromodichloromethane	ND	6.3	ug/kg	0.71
Bromoform	ND	6.3	ug/kg	0.56
Bromomethane	ND	6.3	ug/kg	0.93
2-Butanone	ND	6.3	ug/kg	1.1
Carbon disulfide	ND	6.3	ug/kg	0.65
Carbon tetrachloride	ND	6.3	ug/kg	0.56
Chlorobenzene	ND	6.3	ug/kg	0.96
Chloroethane	ND	6.3	ug/kg	2.0
Chloroform	ND	6.3	ug/kg	0.74
Chloromethane	ND	6.3	ug/kg	1.1
Cyclohexane	ND	6.3	ug/kg	0.47
Dibromochloromethane	ND	6.3	ug/kg	0.90
1,2-Dibromo-3-chloro-propane	ND	6.3	ug/kg	0.95
1,2-Dibromoethane	ND	6.3	ug/kg	1.1
1,3-Dichlorobenzene	ND	6.3	ug/kg	0.83
1,4-Dichlorobenzene	ND	6.3	ug/kg	0.81
1,2-Dichlorobenzene	ND	6.3	ug/kg	1.0
Dichlorodifluoromethane	ND	6.3	ug/kg	0.84
1,1-Dichloroethane	ND	6.3	ug/kg	0.73
1,2-Dichloroethane	ND	6.3	ug/kg	0.78
1,1-Dichloroethene	ND	6.3	ug/kg	1.1
cis-1,2-Dichloroethene	ND	6.3	ug/kg	0.89
trans-1,2-Dichloroethene	ND	6.3	ug/kg	0.75
1,2-Dichloropropane	ND	6.3	ug/kg	0.69
cis-1,3-Dichloropropene	ND	6.3	ug/kg	0.86
trans-1,3-Dichloropropene	ND	6.3	ug/kg	0.76
Ethylbenzene	ND	6.3	ug/kg	0.81
2-Hexanone	ND	6.3	ug/kg	0.87
Isopropylbenzene	ND	6.3	ug/kg	0.86
Methyl acetate	ND	6.3	ug/kg	1.1
Methylene chloride	ND	6.3	ug/kg	0.85
Methylcyclohexane	ND	6.3	ug/kg	0.92
4-Methyl-2-pentanone	ND	6.3	ug/kg	0.83
Methyl tert-butyl ether	ND	6.3	ug/kg	0.95

(Continued on next page)

Tetra Tech NUS, Inc

Client Sample ID: SB-8-0506

GC/MS Volatiles

Lot-Sample #...: C8H210225-010 **Work Order #...:** KVJMC1A5 **Matrix:.....:** SOLID

PARAMETER	RESULT	REPORTING LIMIT	UNITS	MDL
Styrene	ND	6.3	ug/kg	0.67
1,1,2,2-Tetrachloroethane	ND	6.3	ug/kg	0.91
1,2,4-Trichloro-benzene	ND	6.3	ug/kg	1.1
Tetrachloroethene	ND	6.3	ug/kg	0.86
1,1,1-Trichloroethane	ND	6.3	ug/kg	0.62
1,1,2-Trichloroethane	ND	6.3	ug/kg	1.1
Trichloroethene	ND	6.3	ug/kg	0.83
Trichlorofluoromethane	ND	6.3	ug/kg	1.2
1,1,2-Trichloro-1,2,2-trifluoroethane	ND	6.3	ug/kg	1.4
Vinyl chloride	ND	6.3	ug/kg	0.59
Xylenes (total)	ND	19	ug/kg	2.8
Toluene	ND	6.3	ug/kg	0.92

SURROGATE	PERCENT RECOVERY	RECOVERY LIMITS
1,2-Dichloroethane-d4	102	(52 - 124)
Toluene-d8	93	(72 - 127)
4-Bromofluorobenzene	93	(63 - 120)
Dibromofluoromethane	95	(68 - 121)

NOTE(S):

Results and reporting limits have been adjusted for dry weight.

J Estimated result. Result is less than RL.

Tetra Tech NUS, Inc

Client Sample ID: SB-9-0708

GC/MS Volatiles

Lot-Sample #...:	C8H210225-009	**Work Order #...:**	KVJL61A5	**Matrix.....:**	SOLID
Date Sampled...:	08/20/08	**Date Received..:**	08/21/08	**MS Run #.....:**	8238053
Prep Date.....:	08/25/08	**Analysis Date..:**	08/25/08		
Prep Batch #...:	8238062	**Analysis Time..:**	09:10		
Dilution Factor:	1	**Initial Wgt/Vol:**	5 g	**Final Wgt/Vol..:**	5 mL
% Moisture.....:	35	**Analyst ID.....:**	010099	**Instrument ID..:**	HP3
		Method.....:	SW846 8260B		

PARAMETER	RESULT	REPORTING LIMIT	UNITS	MDL
Acetone	**54**	**31**	**ug/kg**	**7.6**
Benzene	ND	7.6	ug/kg	1.0
Bromodichloromethane	ND	7.6	ug/kg	0.86
Bromoform	ND	7.6	ug/kg	0.68
Bromomethane	ND	7.6	ug/kg	1.1
2-Butanone	ND	7.6	ug/kg	1.3
Carbon disulfide	**7.5 J**	**7.6**	**ug/kg**	**0.78**
Carbon tetrachloride	ND	7.6	ug/kg	0.68
Chlorobenzene	ND	7.6	ug/kg	1.2
Chloroethane	ND	7.6	ug/kg	2.4
Chloroform	ND	7.6	ug/kg	0.89
Chloromethane	ND	7.6	ug/kg	1.3
Cyclohexane	ND	7.6	ug/kg	0.57
Dibromochloromethane	ND	7.6	ug/kg	1.1
1,2-Dibromo-3-chloro-propane	ND	7.6	ug/kg	1.1
1,2-Dibromoethane	ND	7.6	ug/kg	1.3
1,3-Dichlorobenzene	ND	7.6	ug/kg	1.0
1,4-Dichlorobenzene	ND	7.6	ug/kg	0.97
1,2-Dichlorobenzene	ND	7.6	ug/kg	1.2
Dichlorodifluoromethane	ND	7.6	ug/kg	1.0
1,1-Dichloroethane	ND	7.6	ug/kg	0.88
1,2-Dichloroethane	ND	7.6	ug/kg	0.94
1,1-Dichloroethene	ND	7.6	ug/kg	1.3
cis-1,2-Dichloroethene	ND	7.6	ug/kg	1.1
trans-1,2-Dichloroethene	ND	7.6	ug/kg	0.91
1,2-Dichloropropane	ND	7.6	ug/kg	0.83
cis-1,3-Dichloropropene	ND	7.6	ug/kg	1.0
trans-1,3-Dichloropropene	ND	7.6	ug/kg	0.91
Ethylbenzene	ND	7.6	ug/kg	0.98
2-Hexanone	ND	7.6	ug/kg	1.1
Isopropylbenzene	ND	7.6	ug/kg	1.0
Methyl acetate	ND	7.6	ug/kg	1.4
Methylene chloride	ND	7.6	ug/kg	1.0
Methylcyclohexane	ND	7.6	ug/kg	1.1
4-Methyl-2-pentanone	ND	7.6	ug/kg	1.0
Methyl tert-butyl ether	ND	7.6	ug/kg	1.1

(Continued on next page)

Tetra Tech NUS, Inc

Client Sample ID: SB-9-0708

GC/MS Volatiles

Lot-Sample #...: C8H210225-009 **Work Order #...:** KVJL61A5 **Matrix.....:** SOLID

PARAMETER	RESULT	REPORTING LIMIT	UNITS	MDL
Styrene	ND	7.6	ug/kg	0.81
1,1,2,2-Tetrachloroethane	ND	7.6	ug/kg	1.1
1,2,4-Trichloro-benzene	ND	7.6	ug/kg	1.3
Tetrachloroethene	ND	7.6	ug/kg	1.0
1,1,1-Trichloroethane	ND	7.6	ug/kg	0.74
1,1,2-Trichloroethane	ND	7.6	ug/kg	1.3
Trichloroethene	ND	7.6	ug/kg	1.0
Trichlorofluoromethane	ND	7.6	ug/kg	1.4
1,1,2-Trichloro-1,2,2-trifluoroethane	ND	7.6	ug/kg	1.6
Vinyl chloride	ND	7.6	ug/kg	0.72
Xylenes (total)	ND	23	ug/kg	3.4
Toluene	ND	7.6	ug/kg	1.1

SURROGATE	PERCENT RECOVERY	RECOVERY LIMITS
1,2-Dichloroethane-d4	99	(52 - 124)
Toluene-d8	95	(72 - 127)
4-Bromofluorobenzene	90	(63 - 120)
Dibromofluoromethane	92	(68 - 121)

NOTE(S):

Results and reporting limits have been adjusted for dry weight.

J Estimated result. Result is less than RL.

Tetra Tech NUS, Inc

Client Sample ID: SB-10-0607

GC/MS Semivolatiles

Lot-Sample #...:	C8H210225-008	**Work Order #...:**	KVJL41AC	**Matrix.....:**	SOLID
Date Sampled...:	08/20/08 10:20	**Date Received..:**	08/21/08 09:30	**MS Run #.....:**	8235006
Prep Date.....:	08/22/08	**Analysis Date..:**	08/26/08		
Prep Batch #...:	8235011	**Analysis Time..:**	04:45		
Dilution Factor:	1	**Initial Wgt/Vol:**	15 g	**Final Wgt/Vol..:**	5 mL
% Moisture.....:	43	**Analyst ID.....:**	003200	**Instrument ID..:**	733
		Method.....:	SW846 8270C		

PARAMETER	RESULT	REPORTING LIMIT	UNITS	MDL
Acenaphthene	ND	580	ug/kg	30
Acenaphthylene	ND	580	ug/kg	34
Acetophenone	ND	580	ug/kg	35
Anthracene	ND	580	ug/kg	33
Atrazine	ND	580	ug/kg	40
Benzo(a)anthracene	ND	580	ug/kg	23
Benzo(a)pyrene	ND	580	ug/kg	18
Benzo(b)fluoranthene	ND	580	ug/kg	22
Benzo(ghi)perylene	ND	580	ug/kg	20
Benzo(k)fluoranthene	ND	580	ug/kg	19
Benzaldehyde	ND	580	ug/kg	62
1,1'-Biphenyl	ND	580	ug/kg	32
bis(2-Chloroethoxy) methane	ND	580	ug/kg	27
bis(2-Chloroethyl)-ether	ND	580	ug/kg	13
bis(2-Ethylhexyl) phthalate	ND	580	ug/kg	45
4-Bromophenyl phenyl ether	ND	580	ug/kg	26
Butyl benzyl phthalate	ND	580	ug/kg	47
Caprolactam	ND	580	ug/kg	110
Carbazole	ND	580	ug/kg	24
4-Chloroaniline	ND	580	ug/kg	50
4-Chloro-3-methylphenol	ND	580	ug/kg	35
2-Chloronaphthalene	ND	580	ug/kg	34
2-Chlorophenol	ND	580	ug/kg	29
4-Chlorophenyl phenyl ether	ND	580	ug/kg	29
Chrysene	ND	580	ug/kg	23
Dibenz(a,h)anthracene	ND	580	ug/kg	37
Dibenzofuran	ND	580	ug/kg	32
3,3'-Dichlorobenzidine	ND	2800	ug/kg	130
2,4-Dichlorophenol	ND	580	ug/kg	17
Diethyl phthalate	ND	580	ug/kg	52
2,4-Dimethylphenol	ND	580	ug/kg	25
Dimethyl phthalate	ND	580	ug/kg	33

(Continued on next page)

Tetra Tech NUS, Inc

Client Sample ID: SB-10-0607

GC/MS Semivolatiles

Lot-Sample #...: C8H210225-008 **Work Order #...:** KVJL41AC **Matrix.....:** SOLID

PARAMETER	RESULT	REPORTING LIMIT	UNITS	MDL
Di-n-butyl phthalate	ND	580	ug/kg	96
4,6-Dinitro-2-methylphenol	ND	2800	ug/kg	410
2,4-Dinitrophenol	ND	2800	ug/kg	690
2,4-Dinitrotoluene	ND	580	ug/kg	30
2,6-Dinitrotoluene	ND	580	ug/kg	37
Di-n-octyl phthalate	ND	580	ug/kg	41
Fluoranthene	ND	580	ug/kg	38
Fluorene	ND	580	ug/kg	28
Hexachlorobenzene	ND	580	ug/kg	35
Hexachlorobutadiene	ND	580	ug/kg	36
Hexachlorocyclopentadiene	ND	2800	ug/kg	27
Hexachloroethane	ND	580	ug/kg	26
Indeno(1,2,3-cd)pyrene	ND	580	ug/kg	21
Isophorone	ND	580	ug/kg	32
2-Methylnaphthalene	ND	580	ug/kg	32
2-Methylphenol	ND	580	ug/kg	36
4-Methylphenol	ND	580	ug/kg	36
Naphthalene	ND	580	ug/kg	28
2-Nitroaniline	ND	2800	ug/kg	35
3-Nitroaniline	ND	2800	ug/kg	50
4-Nitroaniline	ND	2800	ug/kg	24
Nitrobenzene	ND	580	ug/kg	14
2-Nitrophenol	ND	580	ug/kg	46
4-Nitrophenol	ND	2800	ug/kg	45
N-Nitrosodi-n-propylamine	ND	580	ug/kg	14
N-Nitrosodiphenylamine	ND	580	ug/kg	32
2,2'-oxybis (1-Chloropropane)	ND	580	ug/kg	35
Pentachlorophenol	ND	2800	ug/kg	43
Phenanthrene	ND	580	ug/kg	28
Phenol	ND	580	ug/kg	35
Pyrene	ND	580	ug/kg	36
2,4,5-Trichlorophenol	ND	580	ug/kg	48
2,4,6-Trichlorophenol	ND	580	ug/kg	47

(Continued on next page)

Tetra Tech NUS, Inc

Client Sample ID: SB-10-0607

GC/MS Semivolatiles

Lot-Sample #...: C8H210225-008 **Work Order #...:** KVJL41AC **Matrix.....:** SOLID

SURROGATE	PERCENT RECOVERY	RECOVERY LIMITS
2,4,6-Tribromophenol	81	(10 - 117)
2-Fluorobiphenyl	77	(20 - 109)
2-Fluorophenol	75	(10 - 113)
Nitrobenzene-d5	77	(18 - 106)
Phenol-d5	76	(18 - 113)
Terphenyl-d14	86	(10 - 138)

NOTE(S):

Results and reporting limits have been adjusted for dry weight.

Tetra Tech NUS, Inc

Client Sample ID: SB-1-0506

GC/MS Semivolatiles

Lot-Sample #...: C8H210225-005	**Work Order #...:** KVJLV1AQ	**Matrix.....:** SOLID	
Date Sampled...: 08/19/08 15:00	**Date Received..:** 08/21/08 09:30	**MS Run #.....:** 8235006	
Prep Date.....: 08/22/08	**Analysis Date..:** 08/26/08		
Prep Batch #...: 8235011	**Analysis Time..:** 03:46		
Dilution Factor: 1	**Initial Wgt/Vol:** 15 g	**Final Wgt/Vol..:** 5 mL	
% Moisture.....: 44	**Analyst ID.....:** 003200	**Instrument ID..:** 733	
	Method.....: SW846 8270C		

PARAMETER	RESULT	REPORTING LIMIT	UNITS	MDL
Acenaphthene	ND	590	ug/kg	31
Acenaphthylene	ND	590	ug/kg	35
Acetophenone	ND	590	ug/kg	36
Anthracene	ND	590	ug/kg	34
Atrazine	ND	590	ug/kg	41
Benzo(a)anthracene	ND	590	ug/kg	24
Benzo(a)pyrene	ND	590	ug/kg	18
Benzo(b)fluoranthene	ND	590	ug/kg	23
Benzo(ghi)perylene	ND	590	ug/kg	20
Benzo(k)fluoranthene	ND	590	ug/kg	19
Benzaldehyde	ND	590	ug/kg	63
1,1'-Biphenyl	ND	590	ug/kg	33
bis(2-Chloroethoxy) methane	ND	590	ug/kg	28
bis(2-Chloroethyl)-ether	ND	590	ug/kg	13
bis(2-Ethylhexyl) phthalate	**140 J**	**590**	**ug/kg**	**46**
4-Bromophenyl phenyl ether	ND	590	ug/kg	27
Butyl benzyl phthalate	ND	590	ug/kg	48
Caprolactam	ND	590	ug/kg	110
Carbazole	ND	590	ug/kg	24
4-Chloroaniline	ND	590	ug/kg	51
4-Chloro-3-methylphenol	ND	590	ug/kg	36
2-Chloronaphthalene	ND	590	ug/kg	35
2-Chlorophenol	ND	590	ug/kg	30
4-Chlorophenyl phenyl ether	ND	590	ug/kg	30
Chrysene	ND	590	ug/kg	24
Dibenz(a,h)anthracene	ND	590	ug/kg	38
Dibenzofuran	ND	590	ug/kg	33
3,3'-Dichlorobenzidine	ND	2900	ug/kg	130
2,4-Dichlorophenol	ND	590	ug/kg	18
Diethyl phthalate	ND	590	ug/kg	53
2,4-Dimethylphenol	ND	590	ug/kg	26
Dimethyl phthalate	ND	590	ug/kg	34

(Continued on next page)

Tetra Tech NUS, Inc

Client Sample ID: SB-1-0506

GC/MS Semivolatiles

Lot-Sample #...: C8H210225-005 **Work Order #...:** KVJLV1AQ **Matrix.....:** SOLID

PARAMETER	RESULT	REPORTING LIMIT	UNITS	MDL
Di-n-butyl phthalate	ND	590	ug/kg	99
4,6-Dinitro-2-methylphenol	ND	2900	ug/kg	420
2,4-Dinitrophenol	ND	2900	ug/kg	710
2,4-Dinitrotoluene	ND	590	ug/kg	31
2,6-Dinitrotoluene	ND	590	ug/kg	38
Di-n-octyl phthalate	ND	590	ug/kg	42
Fluoranthene	ND	590	ug/kg	39
Fluorene	ND	590	ug/kg	29
Hexachlorobenzene	ND	590	ug/kg	36
Hexachlorobutadiene	ND	590	ug/kg	37
Hexachlorocyclopentadiene	ND	2900	ug/kg	27
Hexachloroethane	ND	590	ug/kg	27
Indeno(1,2,3-cd)pyrene	ND	590	ug/kg	21
Isophorone	ND	590	ug/kg	33
2-Methylnaphthalene	ND	590	ug/kg	33
2-Methylphenol	ND	590	ug/kg	37
4-Methylphenol	ND	590	ug/kg	37
Naphthalene	ND	590	ug/kg	29
2-Nitroaniline	ND	2900	ug/kg	36
3-Nitroaniline	ND	2900	ug/kg	51
4-Nitroaniline	ND	2900	ug/kg	25
Nitrobenzene	ND	590	ug/kg	15
2-Nitrophenol	ND	590	ug/kg	47
4-Nitrophenol	ND	2900	ug/kg	47
N-Nitrosodi-n-propylamine	ND	590	ug/kg	15
N-Nitrosodiphenylamine	ND	590	ug/kg	32
2,2'-oxybis (1-Chloropropane)	ND	590	ug/kg	36
Pentachlorophenol	ND	2900	ug/kg	44
Phenanthrene	ND	590	ug/kg	29
Phenol	ND	590	ug/kg	36
Pyrene	ND	590	ug/kg	36
2,4,5-Trichlorophenol	ND	590	ug/kg	49
2,4,6-Trichlorophenol	ND	590	ug/kg	48

(Continued on next page)

Tetra Tech NUS, Inc

Client Sample ID: SB-1-0506

GC/MS Semivolatiles

Lot-Sample #...: C8H210225-005 **Work Order #...:** KVJLV1AQ **Matrix.....:** SOLID

SURROGATE	PERCENT RECOVERY	RECOVERY LIMITS
2,4,6-Tribromophenol	79	(10 - 117)
2-Fluorobiphenyl	73	(20 - 109)
2-Fluorophenol	68	(10 - 113)
Nitrobenzene-d5	71	(18 - 106)
Phenol-d5	73	(18 - 113)
Terphenyl-d14	87	(10 - 138)

NOTE(S):

Results and reporting limits have been adjusted for dry weight.

J Estimated result. Result is less than RL.

Tetra Tech NUS, Inc

Client Sample ID: SB-11-0708

GC/MS Semivolatiles

Lot-Sample #...:	C8H210225-003	**Work Order #...:**	KVJLP1AC	**Matrix.....:**	SOLID
Date Sampled...:	08/19/08 12:15	**Date Received..:**	08/21/08 09:30	**MS Run #.....:**	8235006
Prep Date.....:	08/22/08	**Analysis Date..:**	08/26/08		
Prep Batch #...:	8235011	**Analysis Time..:**	03:08		
Dilution Factor:	1	**Initial Wgt/Vol:**	15 g	**Final Wgt/Vol..:**	5 mL
% Moisture.....:	42	**Analyst ID.....:**	003200	**Instrument ID..:**	733
		Method.....:	SW846 8270C		

PARAMETER	RESULT	REPORTING LIMIT	UNITS	MDL
Acenaphthene	ND	570	ug/kg	30
Acenaphthylene	ND	570	ug/kg	33
Acetophenone	ND	570	ug/kg	35
Anthracene	ND	570	ug/kg	33
Atrazine	ND	570	ug/kg	40
Benzo(a)anthracene	ND	570	ug/kg	23
Benzo(a)pyrene	ND	570	ug/kg	18
Benzo(b)fluoranthene	ND	570	ug/kg	22
Benzo(ghi)perylene	ND	570	ug/kg	20
Benzo(k)fluoranthene	ND	570	ug/kg	18
Benzaldehyde	ND	570	ug/kg	61
1,1'-Biphenyl	ND	570	ug/kg	32
bis(2-Chloroethoxy) methane	ND	570	ug/kg	27
bis(2-Chloroethyl)-ether	ND	570	ug/kg	13
bis(2-Ethylhexyl) phthalate	ND	570	ug/kg	44
4-Bromophenyl phenyl ether	ND	570	ug/kg	26
Butyl benzyl phthalate	ND	570	ug/kg	46
Caprolactam	ND	570	ug/kg	110
Carbazole	ND	570	ug/kg	24
4-Chloroaniline	ND	570	ug/kg	49
4-Chloro-3-methylphenol	ND	570	ug/kg	35
2-Chloronaphthalene	ND	570	ug/kg	33
2-Chlorophenol	ND	570	ug/kg	29
4-Chlorophenyl phenyl ether	ND	570	ug/kg	28
Chrysene	ND	570	ug/kg	23
Dibenz(a,h)anthracene	ND	570	ug/kg	36
Dibenzofuran	ND	570	ug/kg	32
3,3'-Dichlorobenzidine	ND	2800	ug/kg	130
2,4-Dichlorophenol	ND	570	ug/kg	17
Diethyl phthalate	ND	570	ug/kg	51
2,4-Dimethylphenol	ND	570	ug/kg	25
Dimethyl phthalate	ND	570	ug/kg	32

(Continued on next page)

Tetra Tech NUS, Inc

Client Sample ID: SB-11-0708

GC/MS Semivolatiles

Lot-Sample #...: C8H210225-003 Work Order #...: KVJLP1AC Matrix.....: SOLID

PARAMETER	RESULT	REPORTING LIMIT	UNITS	MDL
Di-n-butyl phthalate	ND	570	ug/kg	95
4,6-Dinitro-2-methylphenol	ND	2800	ug/kg	400
2,4-Dinitrophenol	ND	2800	ug/kg	680
2,4-Dinitrotoluene	ND	570	ug/kg	30
2,6-Dinitrotoluene	ND	570	ug/kg	37
Di-n-octyl phthalate	ND	570	ug/kg	40
Fluoranthene	ND	570	ug/kg	37
Fluorene	ND	570	ug/kg	28
Hexachlorobenzene	ND	570	ug/kg	34
Hexachlorobutadiene	ND	570	ug/kg	35
Hexachlorocyclopentadiene	ND	2800	ug/kg	26
Hexachloroethane	ND	570	ug/kg	26
Indeno(1,2,3-cd)pyrene	ND	570	ug/kg	20
Isophorone	ND	570	ug/kg	32
2-Methylnaphthalene	ND	570	ug/kg	32
2-Methylphenol	ND	570	ug/kg	36
4-Methylphenol	ND	570	ug/kg	36
Naphthalene	ND	570	ug/kg	28
2-Nitroaniline	ND	2800	ug/kg	34
3-Nitroaniline	ND	2800	ug/kg	49
4-Nitroaniline	ND	2800	ug/kg	24
Nitrobenzene	ND	570	ug/kg	14
2-Nitrophenol	ND	570	ug/kg	46
4-Nitrophenol	ND	2800	ug/kg	45
N-Nitrosodi-n-propylamine	ND	570	ug/kg	14
N-Nitrosodiphenylamine	ND	570	ug/kg	31
2,2'-oxybis(1-Chloropropane)	ND	570	ug/kg	34
Pentachlorophenol	ND	2800	ug/kg	43
Phenanthrene	ND	570	ug/kg	28
Phenol	ND	570	ug/kg	35
Pyrene	ND	570	ug/kg	35
2,4,5-Trichlorophenol	ND	570	ug/kg	47
2,4,6-Trichlorophenol	ND	570	ug/kg	46

(Continued on next page)

Tetra Tech NUS, Inc

Client Sample ID: SB-11-0708

GC/MS Semivolatiles

Lot-Sample #...: C8H210225-003 **Work Order #...:** KVJLP1AC **Matrix.....:** SOLID

SURROGATE	PERCENT RECOVERY	RECOVERY LIMITS
2,4,6-Tribromophenol	86	(10 - 117)
2-Fluorobiphenyl	80	(20 - 109)
2-Fluorophenol	71	(10 - 113)
Nitrobenzene-d5	75	(18 - 106)
Phenol-d5	74	(18 - 113)
Terphenyl-d14	90	(10 - 138)

NOTE(S):

Results and reporting limits have been adjusted for dry weight.

Tetra Tech NUS, Inc

Client Sample ID: SB-2-0910

GC/MS Semivolatiles

Lot-Sample #...:	C8H210225-001	**Work Order #...:**	KVJKM1AC	**Matrix.....:**	SOLID
Date Sampled...:	08/19/08 09:10	**Date Received..:**	08/21/08 09:30	**MS Run #.....:**	8235006
Prep Date.....:	08/22/08	**Analysis Date..:**	08/26/08		
Prep Batch #...:	8235011	**Analysis Time..:**	01:50		
Dilution Factor:	1	**Initial Wgt/Vol:**	15 g	**Final Wgt/Vol..:**	5 mL
% Moisture.....:	13	**Analyst ID.....:**	003200	**Instrument ID..:**	733
		Method.....:	SW846 8270C		

PARAMETER	RESULT	REPORTING LIMIT	UNITS	MDL
Acenaphthene	ND	380	ug/kg	20
Acenaphthylene	ND	380	ug/kg	22
Acetophenone	ND	380	ug/kg	23
Anthracene	ND	380	ug/kg	22
Atrazine	ND	380	ug/kg	26
Benzo(a)anthracene	ND	380	ug/kg	15
Benzo(a)pyrene	ND	380	ug/kg	12
Benzo(b)fluoranthene	ND	380	ug/kg	15
Benzo(ghi)perylene	ND	380	ug/kg	13
Benzo(k)fluoranthene	ND	380	ug/kg	12
Benzaldehyde	ND	380	ug/kg	40
1,1'-Biphenyl	ND	380	ug/kg	21
bis(2-Chloroethoxy) methane	ND	380	ug/kg	18
bis(2-Chloroethyl)-ether	ND	380	ug/kg	8.5
bis(2-Ethylhexyl) phthalate	ND	380	ug/kg	29
4-Bromophenyl phenyl ether	ND	380	ug/kg	17
Butyl benzyl phthalate	ND	380	ug/kg	30
Caprolactam	ND	380	ug/kg	72
Carbazole	ND	380	ug/kg	16
4-Chloroaniline	ND	380	ug/kg	33
4-Chloro-3-methylphenol	ND	380	ug/kg	23
2-Chloronaphthalene	ND	380	ug/kg	22
2-Chlorophenol	ND	380	ug/kg	19
4-Chlorophenyl phenyl ether	ND	380	ug/kg	19
Chrysene	ND	380	ug/kg	15
Dibenz(a,h)anthracene	ND	380	ug/kg	24
Dibenzofuran	ND	380	ug/kg	21
3,3'-Dichlorobenzidine	ND	1800	ug/kg	85
2,4-Dichlorophenol	ND	380	ug/kg	11
Diethyl phthalate	ND	380	ug/kg	34
2,4-Dimethylphenol	ND	380	ug/kg	16
Dimethyl phthalate	ND	380	ug/kg	21

(Continued on next page)

Tetra Tech NUS, Inc

Client Sample ID: SB-2-0910

GC/MS Semivolatiles

Lot-Sample #...: C8H210225-001 Work Order #...: KVJKM1AC Matrix.....: SOLID

PARAMETER	RESULT	REPORTING LIMIT	UNITS	MDL
Di-n-butyl phthalate	ND	380	ug/kg	63
4,6-Dinitro-2-methylphenol	ND	1800	ug/kg	270
2,4-Dinitrophenol	ND	1800	ug/kg	450
2,4-Dinitrotoluene	ND	380	ug/kg	20
2,6-Dinitrotoluene	ND	380	ug/kg	24
Di-n-octyl phthalate	ND	380	ug/kg	26
Fluoranthene	ND	380	ug/kg	25
Fluorene	ND	380	ug/kg	18
Hexachlorobenzene	ND	380	ug/kg	23
Hexachlorobutadiene	ND	380	ug/kg	23
Hexachlorocyclopenta-diene	ND	1800	ug/kg	17
Hexachloroethane	ND	380	ug/kg	17
Indeno(1,2,3-cd)pyrene	ND	380	ug/kg	13
Isophorone	ND	380	ug/kg	21
2-Methylnaphthalene	ND	380	ug/kg	21
2-Methylphenol	ND	380	ug/kg	24
4-Methylphenol	ND	380	ug/kg	24
Naphthalene	ND	380	ug/kg	18
2-Nitroaniline	ND	1800	ug/kg	23
3-Nitroaniline	ND	1800	ug/kg	33
4-Nitroaniline	ND	1800	ug/kg	16
Nitrobenzene	ND	380	ug/kg	9.4
2-Nitrophenol	ND	380	ug/kg	30
4-Nitrophenol	ND	1800	ug/kg	30
N-Nitrosodi-n-propyl-amine	ND	380	ug/kg	9.3
N-Nitrosodiphenylamine	ND	380	ug/kg	21
2,2'-oxybis (1-Chloropropane)	ND	380	ug/kg	23
Pentachlorophenol	ND	1800	ug/kg	28
Phenanthrene	ND	380	ug/kg	18
Phenol	ND	380	ug/kg	23
Pyrene	ND	380	ug/kg	23
2,4,5-Trichloro-phenol	ND	380	ug/kg	31
2,4,6-Trichloro-phenol	ND	380	ug/kg	31

(Continued on next page)

Tetra Tech NUS, Inc

Client Sample ID: SB-2-0910

GC/MS Semivolatiles

Lot-Sample #...: C8H210225-001 **Work Order #...:** KVJKM1AC **Matrix.....:** SOLID

SURROGATE	PERCENT RECOVERY	RECOVERY LIMITS
2,4,6-Tribromophenol	81	(10 - 117)
2-Fluorobiphenyl	75	(20 - 109)
2-Fluorophenol	72	(10 - 113)
Nitrobenzene-d5	75	(18 - 106)
Phenol-d5	78	(18 - 113)
Terphenyl-d14	92	(10 - 138)

NOTE(S):

Results and reporting limits have been adjusted for dry weight.

Tetra Tech NUS, Inc

Client Sample ID: SB-3-0607

GC/MS Semivolatiles

Lot-Sample #...:	C8H210225-006	**Work Order #...:**	KVJLX1AC	**Matrix.....:**	SOLID
Date Sampled...:	08/19/08 16:05	**Date Received..:**	08/21/08 09:30	**MS Run #.....:**	8235006
Prep Date.....:	08/22/08	**Analysis Date..:**	08/26/08		
Prep Batch #...:	8235011	**Analysis Time..:**	04:06		
Dilution Factor:	0.99	**Initial Wgt/Vol:**	15.2 g	**Final Wgt/Vol..:**	5 mL
% Moisture.....:	17	**Analyst ID.....:**	003200	**Instrument ID..:**	733
		Method.....:	SW846 8270C		

PARAMETER	RESULT	REPORTING LIMIT	UNITS	MDL
Acenaphthene	ND	390	ug/kg	20
Acenaphthylene	ND	390	ug/kg	23
Acetophenone	ND	390	ug/kg	24
Anthracene	ND	390	ug/kg	22
Atrazine	ND	390	ug/kg	27
Benzo(a)anthracene	ND	390	ug/kg	16
Benzo(a)pyrene	ND	390	ug/kg	12
Benzo(b)fluoranthene	ND	390	ug/kg	15
Benzo(ghi)perylene	ND	390	ug/kg	13
Benzo(k)fluoranthene	ND	390	ug/kg	13
Benzaldehyde	ND	390	ug/kg	42
1,1'-Biphenyl	ND	390	ug/kg	22
bis(2-Chloroethoxy) methane	ND	390	ug/kg	18
bis(2-Chloroethyl)-ether	ND	390	ug/kg	8.9
bis(2-Ethylhexyl) phthalate	ND	390	ug/kg	30
4-Bromophenyl phenyl ether	ND	390	ug/kg	18
Butyl benzyl phthalate	ND	390	ug/kg	32
Caprolactam	ND	390	ug/kg	75
Carbazole	ND	390	ug/kg	16
4-Chloroaniline	ND	390	ug/kg	34
4-Chloro-3-methylphenol	ND	390	ug/kg	24
2-Chloronaphthalene	ND	390	ug/kg	23
2-Chlorophenol	ND	390	ug/kg	20
4-Chlorophenyl phenyl ether	ND	390	ug/kg	19
Chrysene	ND	390	ug/kg	16
Dibenz(a,h)anthracene	ND	390	ug/kg	25
Dibenzofuran	ND	390	ug/kg	22
3,3'-Dichlorobenzidine	ND	1900	ug/kg	89
2,4-Dichlorophenol	ND	390	ug/kg	12
Diethyl phthalate	ND	390	ug/kg	35
2,4-Dimethylphenol	ND	390	ug/kg	17
Dimethyl phthalate	ND	390	ug/kg	22

(Continued on next page)

Tetra Tech NUS, Inc

Client Sample ID: SB-3-0607

GC/MS Semivolatiles

Lot-Sample #...: C8H210225-006 Work Order #...: KVJLX1AC Matrix.....: SOLID

PARAMETER	RESULT	REPORTING LIMIT	UNITS	MDL
Di-n-butyl phthalate	ND	390	ug/kg	65
4,6-Dinitro-2-methylphenol	ND	1900	ug/kg	280
2,4-Dinitrophenol	ND	1900	ug/kg	470
2,4-Dinitrotoluene	ND	390	ug/kg	20
2,6-Dinitrotoluene	ND	390	ug/kg	25
Di-n-octyl phthalate	ND	390	ug/kg	27
Fluoranthene	ND	390	ug/kg	25
Fluorene	ND	390	ug/kg	19
Hexachlorobenzene	ND	390	ug/kg	24
Hexachlorobutadiene	ND	390	ug/kg	24
Hexachlorocyclopentadiene	ND	1900	ug/kg	18
Hexachloroethane	ND	390	ug/kg	18
Indeno(1,2,3-cd)pyrene	ND	390	ug/kg	14
Isophorone	ND	390	ug/kg	22
2-Methylnaphthalene	ND	390	ug/kg	22
2-Methylphenol	ND	390	ug/kg	25
4-Methylphenol	ND	390	ug/kg	25
Naphthalene	ND	390	ug/kg	19
2-Nitroaniline	ND	1900	ug/kg	24
3-Nitroaniline	ND	1900	ug/kg	34
4-Nitroaniline	ND	1900	ug/kg	17
Nitrobenzene	ND	390	ug/kg	9.8
2-Nitrophenol	ND	390	ug/kg	31
4-Nitrophenol	ND	1900	ug/kg	31
N-Nitrosodi-n-propylamine	ND	390	ug/kg	9.6
N-Nitrosodiphenylamine	ND	390	ug/kg	21
2,2'-oxybis (1-Chloropropane)	ND	390	ug/kg	24
Pentachlorophenol	ND	1900	ug/kg	29
Phenanthrene	ND	390	ug/kg	19
Phenol	ND	390	ug/kg	24
Pyrene	ND	390	ug/kg	24
2,4,5-Trichlorophenol	ND	390	ug/kg	33
2,4,6-Trichlorophenol	ND	390	ug/kg	32

(Continued on next page)

Tetra Tech NUS, Inc

Client Sample ID: SB-3-0607

GC/MS Semivolatiles

Lot-Sample #...: C8H210225-006 **Work Order #...:** KVJLX1AC **Matrix.....:** SOLID

SURROGATE	PERCENT RECOVERY	RECOVERY LIMITS
2,4,6-Tribromophenol	69	(10 - 117)
2-Fluorobiphenyl	69	(20 - 109)
2-Fluorophenol	67	(10 - 113)
Nitrobenzene-d5	68	(18 - 106)
Phenol-d5	70	(18 - 113)
Terphenyl-d14	70	(10 - 138)

NOTE(S):

Results and reporting limits have been adjusted for dry weight.

Tetra Tech NUS, Inc

Client Sample ID: SB-4-0607

GC/MS Semivolatiles

Lot-Sample #...:	C8H210225-004	**Work Order #...:**	KVJLR1AJ	**Matrix.....:**	SOLID
Date Sampled...:	08/19/08 14:05	**Date Received..:**	08/21/08 09:30	**MS Run #.....:**	8235006
Prep Date.....:	08/22/08	**Analysis Date..:**	08/26/08		
Prep Batch #...:	8235011	**Analysis Time..:**	03:27		
Dilution Factor:	0.99	**Initial Wgt/Vol:**	15.2 g	**Final Wgt/Vol..:**	5 mL
% Moisture.....:	29	**Analyst ID.....:**	003200	**Instrument ID..:**	733
		Method.....:	SW846 8270C		

PARAMETER	RESULT	REPORTING LIMIT	UNITS	MDL
Acenaphthene	ND	460	ug/kg	24
Acenaphthylene	ND	460	ug/kg	27
Acetophenone	ND	460	ug/kg	28
Anthracene	ND	460	ug/kg	26
Atrazine	ND	460	ug/kg	32
Benzo(a)anthracene	ND	460	ug/kg	18
Benzo(a)pyrene	ND	460	ug/kg	14
Benzo(b)fluoranthene	ND	460	ug/kg	18
Benzo(ghi)perylene	ND	460	ug/kg	16
Benzo(k)fluoranthene	ND	460	ug/kg	15
Benzaldehyde	ND	460	ug/kg	49
1,1'-Biphenyl	ND	460	ug/kg	26
bis(2-Chloroethoxy) methane	ND	460	ug/kg	22
bis(2-Chloroethyl)-ether	ND	460	ug/kg	10
bis(2-Ethylhexyl) phthalate	**38 J**	**460**	**ug/kg**	**36**
4-Bromophenyl phenyl ether	ND	460	ug/kg	21
Butyl benzyl phthalate	ND	460	ug/kg	37
Caprolactam	**96 J**	**460**	**ug/kg**	**88**
Carbazole	ND	460	ug/kg	19
4-Chloroaniline	ND	460	ug/kg	40
4-Chloro-3-methylphenol	ND	460	ug/kg	28
2-Chloronaphthalene	ND	460	ug/kg	27
2-Chlorophenol	ND	460	ug/kg	23
4-Chlorophenyl phenyl ether	ND	460	ug/kg	23
Chrysene	ND	460	ug/kg	18
Dibenz(a,h)anthracene	ND	460	ug/kg	29
Dibenzofuran	ND	460	ug/kg	26
3,3'-Dichlorobenzidine	ND	2200	ug/kg	100
2,4-Dichlorophenol	ND	460	ug/kg	14
Diethyl phthalate	ND	460	ug/kg	41
2,4-Dimethylphenol	ND	460	ug/kg	20
Dimethyl phthalate	ND	460	ug/kg	26

(Continued on next page)

Tetra Tech NUS, Inc

Client Sample ID: SB-4-0607

GC/MS Semivolatiles

Lot-Sample #...: C8H210225-004 Work Order #...: KVJLR1AJ Matrix.....: SOLID

PARAMETER	RESULT	REPORTING LIMIT	UNITS	MDL
Di-n-butyl phthalate	ND	460	ug/kg	77
4,6-Dinitro-2-methylphenol	ND	2200	ug/kg	330
2,4-Dinitrophenol	ND	2200	ug/kg	550
2,4-Dinitrotoluene	ND	460	ug/kg	24
2,6-Dinitrotoluene	ND	460	ug/kg	30
Di-n-octyl phthalate	ND	460	ug/kg	32
Fluoranthene	ND	460	ug/kg	30
Fluorene	ND	460	ug/kg	22
Hexachlorobenzene	ND	460	ug/kg	28
Hexachlorobutadiene	ND	460	ug/kg	28
Hexachlorocyclopentadiene	ND	2200	ug/kg	21
Hexachloroethane	ND	460	ug/kg	21
Indeno(1,2,3-cd)pyrene	ND	460	ug/kg	16
Isophorone	ND	460	ug/kg	26
2-Methylnaphthalene	ND	460	ug/kg	26
2-Methylphenol	ND	460	ug/kg	29
4-Methylphenol	ND	460	ug/kg	29
Naphthalene	ND	460	ug/kg	22
2-Nitroaniline	ND	2200	ug/kg	28
3-Nitroaniline	ND	2200	ug/kg	40
4-Nitroaniline	ND	2200	ug/kg	20
Nitrobenzene	ND	460	ug/kg	12
2-Nitrophenol	ND	460	ug/kg	37
4-Nitrophenol	ND	2200	ug/kg	36
N-Nitrosodi-n-propylamine	ND	460	ug/kg	11
N-Nitrosodiphenylamine	ND	460	ug/kg	25
2,2'-oxybis (1-Chloropropane)	ND	460	ug/kg	28
Pentachlorophenol	ND	2200	ug/kg	35
Phenanthrene	**22 J**	**460**	**ug/kg**	**22**
Phenol	ND	460	ug/kg	28
Pyrene	ND	460	ug/kg	28
2,4,5-Trichlorophenol	ND	460	ug/kg	38
2,4,6-Trichlorophenol	ND	460	ug/kg	37

(Continued on next page)

Tetra Tech NUS, Inc

Client Sample ID: SB-4-0607

GC/MS Semivolatiles

Lot-Sample #...: C8H210225-004 **Work Order #...:** KVJLR1AJ **Matrix.....:** SOLID

SURROGATE	PERCENT RECOVERY	RECOVERY LIMITS
2,4,6-Tribromophenol	77	(10 - 117)
2-Fluorobiphenyl	74	(20 - 109)
2-Fluorophenol	76	(10 - 113)
Nitrobenzene-d5	76	(18 - 106)
Phenol-d5	77	(18 - 113)
Terphenyl-d14	78	(10 - 138)

NOTE(S):

Results and reporting limits have been adjusted for dry weight.

J Estimated result. Result is less than RL.

Tetra Tech NUS, Inc

Client Sample ID: SB-5-0708

GC/MS Semivolatiles

Lot-Sample #...:	C8H210225-007	**Work Order #...:**	KVJL01AK	**Matrix.....:**	SOLID
Date Sampled...:	08/20/08 08:50	**Date Received..:**	08/21/08 09:30	**MS Run #.....:**	8235006
Prep Date.....:	08/22/08	**Analysis Date..:**	08/26/08		
Prep Batch #...:	8235011	**Analysis Time..:**	04:25		
Dilution Factor:	1	**Initial Wgt/Vol:**	15 g	**Final Wgt/Vol..:**	5 mL
% Moisture.....:	32	**Analyst ID.....:**	003200	**Instrument ID..:**	733
		Method.....:	SW846 8270C		

PARAMETER	RESULT	REPORTING LIMIT	UNITS	MDL
Acenaphthene	ND	490	ug/kg	26
Acenaphthylene	ND	490	ug/kg	29
Acetophenone	ND	490	ug/kg	30
Anthracene	ND	490	ug/kg	28
Atrazine	ND	490	ug/kg	34
Benzo(a)anthracene	ND	490	ug/kg	19
Benzo(a)pyrene	ND	490	ug/kg	15
Benzo(b)fluoranthene	ND	490	ug/kg	19
Benzo(ghi)perylene	ND	490	ug/kg	17
Benzo(k)fluoranthene	ND	490	ug/kg	16
Benzaldehyde	ND	490	ug/kg	52
1,1'-Biphenyl	ND	490	ug/kg	27
bis(2-Chloroethoxy) methane	ND	490	ug/kg	23
bis(2-Chloroethyl)-ether	ND	490	ug/kg	11
bis(2-Ethylhexyl) phthalate	ND	490	ug/kg	38
4-Bromophenyl phenyl ether	ND	490	ug/kg	22
Butyl benzyl phthalate	ND	490	ug/kg	39
Caprolactam	ND	490	ug/kg	93
Carbazole	ND	490	ug/kg	20
4-Chloroaniline	ND	490	ug/kg	42
4-Chloro-3-methylphenol	ND	490	ug/kg	30
2-Chloronaphthalene	ND	490	ug/kg	28
2-Chlorophenol	ND	490	ug/kg	25
4-Chlorophenyl phenyl ether	ND	490	ug/kg	24
Chrysene	ND	490	ug/kg	19
Dibenz(a,h)anthracene	ND	490	ug/kg	31
Dibenzofuran	ND	490	ug/kg	27
3,3'-Dichlorobenzidine	ND	2400	ug/kg	110
2,4-Dichlorophenol	ND	490	ug/kg	15
Diethyl phthalate	ND	490	ug/kg	44
2,4-Dimethylphenol	ND	490	ug/kg	21
Dimethyl phthalate	ND	490	ug/kg	28

(Continued on next page)

Tetra Tech NUS, Inc

Client Sample ID: SB-5-0708

GC/MS Semivolatiles

Lot-Sample #...: C8H210225-007 **Work Order #...:** KVJL01AK **Matrix.....:** SOLID

PARAMETER	RESULT	REPORTING LIMIT	UNITS	MDL
Di-n-butyl phthalate	ND	490	ug/kg	81
4,6-Dinitro-2-methylphenol	ND	2400	ug/kg	350
2,4-Dinitrophenol	ND	2400	ug/kg	580
2,4-Dinitrotoluene	ND	490	ug/kg	25
2,6-Dinitrotoluene	ND	490	ug/kg	32
Di-n-octyl phthalate	ND	490	ug/kg	34
Fluoranthene	ND	490	ug/kg	32
Fluorene	ND	490	ug/kg	24
Hexachlorobenzene	ND	490	ug/kg	30
Hexachlorobutadiene	ND	490	ug/kg	30
Hexachlorocyclopentadiene	ND	2400	ug/kg	23
Hexachloroethane	ND	490	ug/kg	22
Indeno(1,2,3-cd)pyrene	ND	490	ug/kg	17
Isophorone	ND	490	ug/kg	27
2-Methylnaphthalene	ND	490	ug/kg	27
2-Methylphenol	ND	490	ug/kg	31
4-Methylphenol	ND	490	ug/kg	31
Naphthalene	ND	490	ug/kg	24
2-Nitroaniline	ND	2400	ug/kg	30
3-Nitroaniline	ND	2400	ug/kg	42
4-Nitroaniline	ND	2400	ug/kg	21
Nitrobenzene	ND	490	ug/kg	12
2-Nitrophenol	ND	490	ug/kg	39
4-Nitrophenol	ND	2400	ug/kg	38
N-Nitrosodi-n-propylamine	ND	490	ug/kg	12
N-Nitrosodiphenylamine	ND	490	ug/kg	27
2,2'-oxybis (1-Chloropropane)	ND	490	ug/kg	29
Pentachlorophenol	ND	2400	ug/kg	37
Phenanthrene	ND	490	ug/kg	24
Phenol	ND	490	ug/kg	30
Pyrene	ND	490	ug/kg	30
2,4,5-Trichlorophenol	ND	490	ug/kg	41
2,4,6-Trichlorophenol	ND	490	ug/kg	40

(Continued on next page)

Tetra Tech NUS, Inc

Client Sample ID: SB-5-0708

GC/MS Semivolatiles

Lot-Sample #...: C8H210225-007 **Work Order #...:** KVJL01AK **Matrix.....:** SOLID

SURROGATE	PERCENT RECOVERY	RECOVERY LIMITS
2,4,6-Tribromophenol	40	(10 - 117)
2-Fluorobiphenyl	39	(20 - 109)
2-Fluorophenol	39	(10 - 113)
Nitrobenzene-d5	38	(18 - 106)
Phenol-d5	41	(18 - 113)
Terphenyl-d14	45	(10 - 138)

NOTE(S):

Results and reporting limits have been adjusted for dry weight.

Tetra Tech NUS, Inc

Client Sample ID: SB-6-0708

GC/MS Semivolatiles

Lot-Sample #...:	C8H210225-011	**Work Order #...:**	KVJME1AK	**Matrix.....:**	SOLID
Date Sampled...:	08/20/08 14:40	**Date Received..:**	08/21/08 09:30	**MS Run #.....:**	8235006
Prep Date.....:	08/22/08	**Analysis Date..:**	08/26/08		
Prep Batch #...:	8235011	**Analysis Time..:**	05:43		
Dilution Factor:	1	**Initial Wgt/Vol:**	15 g	**Final Wgt/Vol..:**	5 mL
% Moisture.....:	19	**Analyst ID.....:**	003200	**Instrument ID..:**	733
		Method.....:	SW846 8270C		

PARAMETER	RESULT	REPORTING LIMIT	UNITS	MDL
Acenaphthene	ND	410	ug/kg	21
Acenaphthylene	ND	410	ug/kg	24
Acetophenone	ND	410	ug/kg	25
Anthracene	ND	410	ug/kg	23
Atrazine	ND	410	ug/kg	28
Benzo(a)anthracene	ND	410	ug/kg	16
Benzo(a)pyrene	ND	410	ug/kg	13
Benzo(b)fluoranthene	ND	410	ug/kg	16
Benzo(ghi)perylene	ND	410	ug/kg	14
Benzo(k)fluoranthene	ND	410	ug/kg	13
Benzaldehyde	ND	410	ug/kg	44
1,1'-Biphenyl	ND	410	ug/kg	23
bis(2-Chloroethoxy) methane	ND	410	ug/kg	19
bis(2-Chloroethyl)-ether	ND	410	ug/kg	9.2
bis(2-Ethylhexyl) phthalate	ND	410	ug/kg	31
4-Bromophenyl phenyl ether	ND	410	ug/kg	18
Butyl benzyl phthalate	ND	410	ug/kg	33
Caprolactam	ND	410	ug/kg	78
Carbazole	ND	410	ug/kg	17
4-Chloroaniline	ND	410	ug/kg	35
4-Chloro-3-methylphenol	ND	410	ug/kg	25
2-Chloronaphthalene	ND	410	ug/kg	24
2-Chlorophenol	ND	410	ug/kg	21
4-Chlorophenyl phenyl ether	ND	410	ug/kg	20
Chrysene	ND	410	ug/kg	16
Dibenz(a,h)anthracene	ND	410	ug/kg	26
Dibenzofuran	ND	410	ug/kg	23
3,3'-Dichlorobenzidine	ND	2000	ug/kg	92
2,4-Dichlorophenol	ND	410	ug/kg	12
Diethyl phthalate	ND	410	ug/kg	37
2,4-Dimethylphenol	ND	410	ug/kg	18
Dimethyl phthalate	ND	410	ug/kg	23

(Continued on next page)

Tetra Tech NUS, Inc

Client Sample ID: SB-6-0708

GC/MS Semivolatiles

Lot-Sample #...: C8H210225-011 **Work Order #...:** KVJME1AK **Matrix.....:** SOLID

PARAMETER	RESULT	REPORTING LIMIT	UNITS	MDL
Di-n-butyl phthalate	ND	410	ug/kg	68
4,6-Dinitro-2-methylphenol	ND	2000	ug/kg	290
2,4-Dinitrophenol	ND	2000	ug/kg	480
2,4-Dinitrotoluene	ND	410	ug/kg	21
2,6-Dinitrotoluene	ND	410	ug/kg	26
Di-n-octyl phthalate	ND	410	ug/kg	29
Fluoranthene	ND	410	ug/kg	27
Fluorene	ND	410	ug/kg	20
Hexachlorobenzene	ND	410	ug/kg	25
Hexachlorobutadiene	ND	410	ug/kg	25
Hexachlorocyclopentadiene	ND	2000	ug/kg	19
Hexachloroethane	ND	410	ug/kg	18
Indeno(1,2,3-cd)pyrene	ND	410	ug/kg	15
Isophorone	ND	410	ug/kg	23
2-Methylnaphthalene	ND	410	ug/kg	23
2-Methylphenol	ND	410	ug/kg	26
4-Methylphenol	ND	410	ug/kg	26
Naphthalene	ND	410	ug/kg	20
2-Nitroaniline	ND	2000	ug/kg	25
3-Nitroaniline	ND	2000	ug/kg	35
4-Nitroaniline	ND	2000	ug/kg	17
Nitrobenzene	ND	410	ug/kg	10
2-Nitrophenol	ND	410	ug/kg	33
4-Nitrophenol	ND	2000	ug/kg	32
N-Nitrosodi-n-propylamine	ND	410	ug/kg	10
N-Nitrosodiphenylamine	ND	410	ug/kg	22
2,2'-oxybis(1-Chloropropane)	ND	410	ug/kg	25
Pentachlorophenol	ND	2000	ug/kg	31
Phenanthrene	ND	410	ug/kg	20
Phenol	ND	410	ug/kg	25
Pyrene	ND	410	ug/kg	25
2,4,5-Trichlorophenol	ND	410	ug/kg	34
2,4,6-Trichlorophenol	ND	410	ug/kg	33

(Continued on next page)

Tetra Tech NUS, Inc

Client Sample ID: SB-6-0708

GC/MS Semivolatiles

Lot-Sample #...: C8H210225-011 **Work Order #...:** KVJME1AK **Matrix.....:** SOLID

SURROGATE	PERCENT RECOVERY	RECOVERY LIMITS
2,4,6-Tribromophenol	81	(10 - 117)
2-Fluorobiphenyl	82	(20 - 109)
2-Fluorophenol	75	(10 - 113)
Nitrobenzene-d5	80	(18 - 106)
Phenol-d5	79	(18 - 113)
Terphenyl-d14	98	(10 - 138)

NOTE(S):

Results and reporting limits have been adjusted for dry weight.

Tetra Tech NUS, Inc

Client Sample ID: SB-7-0506

GC/MS Semivolatiles

Lot-Sample #...:	C8H210225-002	**Work Order #...:**	KVJLJ1AK	**Matrix.....:**	SOLID
Date Sampled...:	08/19/08 10:55	**Date Received..:**	08/21/08 09:30	**MS Run #.....:**	8235006
Prep Date.....:	08/22/08	**Analysis Date..:**	08/26/08		
Prep Batch #...:	8235011	**Analysis Time..:**	02:09		
Dilution Factor:	1	**Initial Wgt/Vol:**	15 g	**Final Wgt/Vol..:**	5 mL
% Moisture.....:	18	**Analyst ID.....:**	003200	**Instrument ID..:**	733
		Method.....:	SW846 8270C		

PARAMETER	RESULT	REPORTING LIMIT	UNITS	MDL
Acenaphthene	ND	400	ug/kg	21
Acenaphthylene	ND	400	ug/kg	23
Acetophenone	ND	400	ug/kg	24
Anthracene	ND	400	ug/kg	23
Atrazine	ND	400	ug/kg	28
Benzo(a)anthracene	ND	400	ug/kg	16
Benzo(a)pyrene	ND	400	ug/kg	12
Benzo(b)fluoranthene	ND	400	ug/kg	15
Benzo(ghi)perylene	ND	400	ug/kg	14
Benzo(k)fluoranthene	ND	400	ug/kg	13
Benzaldehyde	ND	400	ug/kg	43
1,1'-Biphenyl	ND	400	ug/kg	22
bis(2-Chloroethoxy) methane	ND	400	ug/kg	19
bis(2-Chloroethyl)-ether	ND	400	ug/kg	9.1
bis(2-Ethylhexyl) phthalate	ND	400	ug/kg	31
4-Bromophenyl phenyl ether	ND	400	ug/kg	18
Butyl benzyl phthalate	ND	400	ug/kg	32
Caprolactam	ND	400	ug/kg	76
Carbazole	ND	400	ug/kg	16
4-Chloroaniline	ND	400	ug/kg	35
4-Chloro-3-methylphenol	ND	400	ug/kg	25
2-Chloronaphthalene	ND	400	ug/kg	23
2-Chlorophenol	ND	400	ug/kg	20
4-Chlorophenyl phenyl ether	ND	400	ug/kg	20
Chrysene	ND	400	ug/kg	16
Dibenz(a,h)anthracene	ND	400	ug/kg	26
Dibenzofuran	ND	400	ug/kg	22
3,3'-Dichlorobenzidine	ND	1900	ug/kg	90
2,4-Dichlorophenol	ND	400	ug/kg	12
Diethyl phthalate	ND	400	ug/kg	36
2,4-Dimethylphenol	ND	400	ug/kg	17
Dimethyl phthalate	ND	400	ug/kg	23

(Continued on next page)

Tetra Tech NUS, Inc

Client Sample ID: SB-7-0506

GC/MS Semivolatiles

Lot-Sample #...: C8H210225-002 **Work Order #...:** KVJLJ1AK **Matrix.....:** SOLID

PARAMETER	RESULT	REPORTING LIMIT	UNITS	MDL
Di-n-butyl phthalate	ND	400	ug/kg	67
4,6-Dinitro-2-methylphenol	ND	1900	ug/kg	280
2,4-Dinitrophenol	ND	1900	ug/kg	480
2,4-Dinitrotoluene	ND	400	ug/kg	21
2,6-Dinitrotoluene	ND	400	ug/kg	26
Di-n-octyl phthalate	ND	400	ug/kg	28
Fluoranthene	ND	400	ug/kg	26
Fluorene	ND	400	ug/kg	19
Hexachlorobenzene	ND	400	ug/kg	24
Hexachlorobutadiene	ND	400	ug/kg	25
Hexachlorocyclopentadiene	ND	1900	ug/kg	18
Hexachloroethane	ND	400	ug/kg	18
Indeno(1,2,3-cd)pyrene	ND	400	ug/kg	14
Isophorone	ND	400	ug/kg	22
2-Methylnaphthalene	ND	400	ug/kg	22
2-Methylphenol	ND	400	ug/kg	25
4-Methylphenol	ND	400	ug/kg	25
Naphthalene	ND	400	ug/kg	19
2-Nitroaniline	ND	1900	ug/kg	24
3-Nitroaniline	ND	1900	ug/kg	35
4-Nitroaniline	ND	1900	ug/kg	17
Nitrobenzene	ND	400	ug/kg	10
2-Nitrophenol	ND	400	ug/kg	32
4-Nitrophenol	ND	1900	ug/kg	31
N-Nitrosodi-n-propylamine	ND	400	ug/kg	9.8
N-Nitrosodiphenylamine	ND	400	ug/kg	22
2,2'-oxybis (1-Chloropropane)	ND	400	ug/kg	24
Pentachlorophenol	ND	1900	ug/kg	30
Phenanthrene	ND	400	ug/kg	19
Phenol	ND	400	ug/kg	24
Pyrene	ND	400	ug/kg	25
2,4,5-Trichlorophenol	ND	400	ug/kg	33
2,4,6-Trichlorophenol	ND	400	ug/kg	32

(Continued on next page)

Tetra Tech NUS, Inc

Client Sample ID: SB-7-0506

GC/MS Semivolatiles

Lot-Sample #...: C8H210225-002 **Work Order #...:** KVJLJ1AK **Matrix.....:** SOLID

SURROGATE	PERCENT RECOVERY	RECOVERY LIMITS
2,4,6-Tribromophenol	83	(10 - 117)
2-Fluorobiphenyl	79	(20 - 109)
2-Fluorophenol	76	(10 - 113)
Nitrobenzene-d5	78	(18 - 106)
Phenol-d5	79	(18 - 113)
Terphenyl-d14	85	(10 - 138)

NOTE(S):

Results and reporting limits have been adjusted for dry weight.

Tetra Tech NUS, Inc

Client Sample ID: SB-8-0506

GC/MS Semivolatiles

Lot-Sample #...:	C8H210225-010	**Work Order #...:**	KVJMC1AC	**Matrix.....:**	SOLID
Date Sampled...:	08/20/08 12:15	**Date Received..:**	08/21/08 09:30	**MS Run #.....:**	8235006
Prep Date.....:	08/22/08	**Analysis Date..:**	08/26/08		
Prep Batch #...:	8235011	**Analysis Time..:**	05:24		
Dilution Factor:	0.99	**Initial Wgt/Vol:**	15.2 g	**Final Wgt/Vol..:**	5 mL
% Moisture.....:	21	**Analyst ID.....:**	003200	**Instrument ID..:**	733
		Method.....:	SW846 8270C		

PARAMETER	RESULT	REPORTING LIMIT	UNITS	MDL
Acenaphthene	ND	410	ug/kg	22
Acenaphthylene	ND	410	ug/kg	24
Acetophenone	ND	410	ug/kg	25
Anthracene	ND	410	ug/kg	24
Atrazine	ND	410	ug/kg	29
Benzo(a)anthracene	ND	410	ug/kg	16
Benzo(a)pyrene	ND	410	ug/kg	13
Benzo(b)fluoranthene	ND	410	ug/kg	16
Benzo(ghi)perylene	ND	410	ug/kg	14
Benzo(k)fluoranthene	ND	410	ug/kg	13
Benzaldehyde	ND	410	ug/kg	44
1,1'-Biphenyl	ND	410	ug/kg	23
bis(2-Chloroethoxy) methane	ND	410	ug/kg	19
bis(2-Chloroethyl)-ether	ND	410	ug/kg	9.3
bis(2-Ethylhexyl) phthalate	ND	410	ug/kg	32
4-Bromophenyl phenyl ether	ND	410	ug/kg	19
Butyl benzyl phthalate	ND	410	ug/kg	33
Caprolactam	ND	410	ug/kg	79
Carbazole	ND	410	ug/kg	17
4-Chloroaniline	ND	410	ug/kg	36
4-Chloro-3-methylphenol	ND	410	ug/kg	25
2-Chloronaphthalene	ND	410	ug/kg	24
2-Chlorophenol	ND	410	ug/kg	21
4-Chlorophenyl phenyl ether	ND	410	ug/kg	21
Chrysene	ND	410	ug/kg	16
Dibenz(a,h)anthracene	ND	410	ug/kg	26
Dibenzofuran	ND	410	ug/kg	23
3,3'-Dichlorobenzidine	ND	2000	ug/kg	93
2,4-Dichlorophenol	ND	410	ug/kg	12
Diethyl phthalate	ND	410	ug/kg	37
2,4-Dimethylphenol	ND	410	ug/kg	18
Dimethyl phthalate	ND	410	ug/kg	23

(Continued on next page)

Tetra Tech NUS, Inc

Client Sample ID: SB-8-0506

GC/MS Semivolatiles

Lot-Sample #...: C8H210225-010 Work Order #...: KVJMC1AC Matrix.....: SOLID

PARAMETER	RESULT	REPORTING LIMIT	UNITS	MDL
Di-n-butyl phthalate	ND	410	ug/kg	69
4,6-Dinitro-2-methylphenol	ND	2000	ug/kg	290
2,4-Dinitrophenol	ND	2000	ug/kg	490
2,4-Dinitrotoluene	ND	410	ug/kg	21
2,6-Dinitrotoluene	ND	410	ug/kg	27
Di-n-octyl phthalate	ND	410	ug/kg	29
Fluoranthene	ND	410	ug/kg	27
Fluorene	ND	410	ug/kg	20
Hexachlorobenzene	ND	410	ug/kg	25
Hexachlorobutadiene	ND	410	ug/kg	25
Hexachlorocyclopentadiene	ND	2000	ug/kg	19
Hexachloroethane	ND	410	ug/kg	19
Indeno(1,2,3-cd)pyrene	ND	410	ug/kg	15
Isophorone	ND	410	ug/kg	23
2-Methylnaphthalene	ND	410	ug/kg	23
2-Methylphenol	ND	410	ug/kg	26
4-Methylphenol	ND	410	ug/kg	26
Naphthalene	ND	410	ug/kg	20
2-Nitroaniline	ND	2000	ug/kg	25
3-Nitroaniline	ND	2000	ug/kg	36
4-Nitroaniline	ND	2000	ug/kg	17
Nitrobenzene	ND	410	ug/kg	10
2-Nitrophenol	ND	410	ug/kg	33
4-Nitrophenol	ND	2000	ug/kg	32
N-Nitrosodi-n-propylamine	ND	410	ug/kg	10
N-Nitrosodiphenylamine	ND	410	ug/kg	22
2,2'-oxybis (1-Chloropropane)	ND	410	ug/kg	25
Pentachlorophenol	ND	2000	ug/kg	31
Phenanthrene	ND	410	ug/kg	20
Phenol	ND	410	ug/kg	25
Pyrene	ND	410	ug/kg	25
2,4,5-Trichlorophenol	ND	410	ug/kg	34
2,4,6-Trichlorophenol	ND	410	ug/kg	33

(Continued on next page)

Tetra Tech NUS, Inc

Client Sample ID: SB-8-0506

GC/MS Semivolatiles

Lot-Sample #...: C8H210225-010 Work Order #...: KVJMC1AC Matrix.....: SOLID

SURROGATE	PERCENT RECOVERY	RECOVERY LIMITS
2,4,6-Tribromophenol	64	(10 - 117)
2-Fluorobiphenyl	61	(20 - 109)
2-Fluorophenol	61	(10 - 113)
Nitrobenzene-d5	64	(18 - 106)
Phenol-d5	62	(18 - 113)
Terphenyl-d14	67	(10 - 138)

NOTE(S):

Results and reporting limits have been adjusted for dry weight.

Tetra Tech NUS, Inc

Client Sample ID: SB-9-0708

GC/MS Semivolatiles

Lot-Sample #...:	C8H210225-009	**Work Order #...:**	KVJL61AC	**Matrix.....:**	SOLID
Date Sampled...:	08/20/08 11:25	**Date Received..:**	08/21/08 09:30	**MS Run #.....:**	8235006
Prep Date.....:	08/22/08	**Analysis Date..:**	08/26/08		
Prep Batch #...:	8235011	**Analysis Time..:**	05:04		
Dilution Factor:	1	**Initial Wgt/Vol:**	15 g	**Final Wgt/Vol..:**	5 mL
% Moisture.....:	35	**Analyst ID.....:**	003200	**Instrument ID..:**	733
		Method.....:	SW846 8270C		

PARAMETER	RESULT	REPORTING LIMIT	UNITS	MDL
Acenaphthene	ND	500	ug/kg	26
Acenaphthylene	ND	500	ug/kg	30
Acetophenone	ND	500	ug/kg	31
Anthracene	ND	500	ug/kg	29
Atrazine	ND	500	ug/kg	35
Benzo(a)anthracene	ND	500	ug/kg	20
Benzo(a)pyrene	ND	500	ug/kg	16
Benzo(b)fluoranthene	ND	500	ug/kg	20
Benzo(ghi)perylene	ND	500	ug/kg	17
Benzo(k)fluoranthene	ND	500	ug/kg	16
Benzaldehyde	ND	500	ug/kg	54
1,1'-Biphenyl	ND	500	ug/kg	28
bis(2-Chloroethoxy) methane	ND	500	ug/kg	24
bis(2-Chloroethyl)-ether	ND	500	ug/kg	11
bis(2-Ethylhexyl) phthalate	ND	500	ug/kg	39
4-Bromophenyl phenyl ether	ND	500	ug/kg	23
Butyl benzyl phthalate	ND	500	ug/kg	41
Caprolactam	ND	500	ug/kg	96
Carbazole	ND	500	ug/kg	21
4-Chloroaniline	ND	500	ug/kg	44
4-Chloro-3-methylphenol	ND	500	ug/kg	31
2-Chloronaphthalene	ND	500	ug/kg	29
2-Chlorophenol	ND	500	ug/kg	26
4-Chlorophenyl phenyl ether	ND	500	ug/kg	25
Chrysene	ND	500	ug/kg	20
Dibenz(a,h)anthracene	ND	500	ug/kg	32
Dibenzofuran	ND	500	ug/kg	28
3,3'-Dichlorobenzidine	ND	2400	ug/kg	110
2,4-Dichlorophenol	ND	500	ug/kg	15
Diethyl phthalate	ND	500	ug/kg	45
2,4-Dimethylphenol	ND	500	ug/kg	22
Dimethyl phthalate	ND	500	ug/kg	29

(Continued on next page)

Tetra Tech NUS, Inc

Client Sample ID: SB-9-0708

GC/MS Semivolatiles

Lot-Sample #...: C8H210225-009 **Work Order #...:** KVJL61AC **Matrix.....:** SOLID

PARAMETER	RESULT	REPORTING LIMIT	UNITS	MDL
Di-n-butyl phthalate	ND	500	ug/kg	84
4,6-Dinitro-2-methylphenol	ND	2400	ug/kg	360
2,4-Dinitrophenol	ND	2400	ug/kg	600
2,4-Dinitrotoluene	ND	500	ug/kg	26
2,6-Dinitrotoluene	ND	500	ug/kg	33
Di-n-octyl phthalate	ND	500	ug/kg	35
Fluoranthene	ND	500	ug/kg	33
Fluorene	ND	500	ug/kg	25
Hexachlorobenzene	ND	500	ug/kg	30
Hexachlorobutadiene	ND	500	ug/kg	31
Hexachlorocyclopentadiene	ND	2400	ug/kg	23
Hexachloroethane	ND	500	ug/kg	23
Indeno(1,2,3-cd)pyrene	ND	500	ug/kg	18
Isophorone	ND	500	ug/kg	28
2-Methylnaphthalene	ND	500	ug/kg	28
2-Methylphenol	ND	500	ug/kg	32
4-Methylphenol	ND	500	ug/kg	32
Naphthalene	ND	500	ug/kg	25
2-Nitroaniline	ND	2400	ug/kg	30
3-Nitroaniline	ND	2400	ug/kg	44
4-Nitroaniline	ND	2400	ug/kg	21
Nitrobenzene	ND	500	ug/kg	13
2-Nitrophenol	ND	500	ug/kg	40
4-Nitrophenol	ND	2400	ug/kg	40
N-Nitrosodi-n-propylamine	ND	500	ug/kg	12
N-Nitrosodiphenylamine	ND	500	ug/kg	27
2,2'-oxybis (1-Chloropropane)	ND	500	ug/kg	30
Pentachlorophenol	ND	2400	ug/kg	38
Phenanthrene	ND	500	ug/kg	24
Phenol	ND	500	ug/kg	31
Pyrene	ND	500	ug/kg	31
2,4,5-Trichlorophenol	ND	500	ug/kg	42
2,4,6-Trichlorophenol	ND	500	ug/kg	41

(Continued on next page)

Tetra Tech NUS, Inc

Client Sample ID: SB-9-0708

GC/MS Semivolatiles

Lot-Sample #...: C8H210225-009 **Work Order #...:** KVJL61AC **Matrix.....:** SOLID

SURROGATE	PERCENT RECOVERY	RECOVERY LIMITS
2,4,6-Tribromophenol	76	(10 - 117)
2-Fluorobiphenyl	63	(20 - 109)
2-Fluorophenol	60	(10 - 113)
Nitrobenzene-d5	62	(18 - 106)
Phenol-d5	62	(18 - 113)
Terphenyl-d14	82	(10 - 138)

NOTE(S):

Results and reporting limits have been adjusted for dry weight.

Tetra Tech NUS, Inc

Client Sample ID: SB-2-0910

GC Semivolatiles

Lot-Sample #...:	C8H210225-001	**Work Order #...:**	KVJKM1AD	**Matrix.....:**	SOLID
Date Sampled...:	08/19/08	**Date Received..:**	08/21/08	**MS Run #.....:**	8236006
Prep Date.....:	08/23/08	**Analysis Date..:**	08/26/08		
Prep Batch #...:	8236017	**Analysis Time..:**	19:20		
Dilution Factor:	0.99	**Initial Wgt/Vol:**	15.2 g	**Final Wgt/Vol..:**	20 mL
% Moisture.....:	13	**Analyst ID.....:**	402360	**Instrument ID..:**	S/T
		Method.....:	SW846 8082		

PARAMETER	RESULT	REPORTING LIMIT	UNITS	MDL
Aroclor 1016	ND	37	ug/kg	2.8
Aroclor 1221	ND	37	ug/kg	3.6
Aroclor 1232	ND	37	ug/kg	3.2
Aroclor 1242	ND	37	ug/kg	3.1
Aroclor 1248	ND	37	ug/kg	1.8
Aroclor 1254	ND	37	ug/kg	2.7
Aroclor 1260	ND	37	ug/kg	2.7

SURROGATE	PERCENT RECOVERY	RECOVERY LIMITS
Tetrachloro-m-xylene	113	(31 - 127)
Decachlorobiphenyl	79	(23 - 141)

NOTE(S):

Results and reporting limits have been adjusted for dry weight.

Tetra Tech NUS, Inc

Client Sample ID: SB-3-0607

GC Semivolatiles

Lot-Sample #...:	C8H210225-006	**Work Order #...:**	KVJLX1AD	**Matrix.....:**	SOLID
Date Sampled...:	08/19/08	**Date Received..:**	08/21/08	**MS Run #.....:**	8236006
Prep Date.....:	08/23/08	**Analysis Date..:**	08/26/08		
Prep Batch #...:	8236017	**Analysis Time..:**	20:00		
Dilution Factor:	1	**Initial Wgt/Vol:**	15 g	**Final Wgt/Vol..:**	20 mL
% Moisture.....:	17	**Analyst ID.....:**	402360	**Instrument ID..:**	S/T
		Method.....:	SW846 8082		

PARAMETER	RESULT	REPORTING LIMIT	UNITS	MDL
Aroclor 1016	ND	40	ug/kg	3.0
Aroclor 1221	ND	40	ug/kg	3.8
Aroclor 1232	ND	40	ug/kg	3.4
Aroclor 1242	ND	40	ug/kg	3.3
Aroclor 1248	ND	40	ug/kg	1.9
Aroclor 1254	ND	40	ug/kg	2.8
Aroclor 1260	ND	40	ug/kg	2.8

SURROGATE	PERCENT RECOVERY	RECOVERY LIMITS
Tetrachloro-m-xylene	115	(31 - 127)
Decachlorobiphenyl	81	(23 - 141)

NOTE(S):

Results and reporting limits have been adjusted for dry weight.

Tetra Tech NUS, Inc

Client Sample ID: SB-5-0708

GC Semivolatiles

Lot-Sample #...:	C8H210225-007	**Work Order #...:**	KVJL01AL	**Matrix.....:**	SOLID
Date Sampled...:	08/20/08	**Date Received..:**	08/21/08	**MS Run #.....:**	8236006
Prep Date.....:	08/23/08	**Analysis Date..:**	08/26/08		
Prep Batch #...:	8236017	**Analysis Time..:**	20:20		
Dilution Factor:	1	**Initial Wgt/Vol:**	15 g	**Final Wgt/Vol..:**	20 mL
% Moisture.....:	32	**Analyst ID.....:**	402360	**Instrument ID..:**	S/T
		Method.....:	SW846 8082		

PARAMETER	RESULT	REPORTING LIMIT	UNITS	MDL
Aroclor 1016	ND	49	ug/kg	3.7
Aroclor 1221	ND	49	ug/kg	4.7
Aroclor 1232	ND	49	ug/kg	4.2
Aroclor 1242	ND	49	ug/kg	4.0
Aroclor 1248	ND	49	ug/kg	2.3
Aroclor 1254	ND	49	ug/kg	3.5
Aroclor 1260	ND	49	ug/kg	3.5

SURROGATE	PERCENT RECOVERY	RECOVERY LIMITS
Tetrachloro-m-xylene	122	(31 - 127)
Decachlorobiphenyl	85	(23 - 141)

NOTE(S):

Results and reporting limits have been adjusted for dry weight.

Tetra Tech NUS, Inc

Client Sample ID: SB-6-0708

GC Semivolatiles

Lot-Sample #...:	C8H210225-011	**Work Order #...:**	KVJME1AL	**Matrix.....:**	SOLID
Date Sampled...:	08/20/08	**Date Received..:**	08/21/08	**MS Run #.....:**	8236006
Prep Date.....:	08/23/08	**Analysis Date..:**	08/26/08		
Prep Batch #...:	8236017	**Analysis Time..:**	20:40		
Dilution Factor:	1	**Initial Wgt/Vol:**	15 g	**Final Wgt/Vol..:**	20 mL
% Moisture.....:	19	**Analyst ID.....:**	402360	**Instrument ID..:**	S/T
		Method.....:	SW846 8082		

PARAMETER	RESULT	REPORTING LIMIT	UNITS	MDL
Aroclor 1016	ND	41	ug/kg	3.1
Aroclor 1221	ND	41	ug/kg	3.9
Aroclor 1232	ND	41	ug/kg	3.5
Aroclor 1242	ND	41	ug/kg	3.4
Aroclor 1248	ND	41	ug/kg	1.9
Aroclor 1254	ND	41	ug/kg	2.9
Aroclor 1260	ND	41	ug/kg	2.9

SURROGATE	PERCENT RECOVERY	RECOVERY LIMITS
Tetrachloro-m-xylene	116	(31 - 127)
Decachlorobiphenyl	73	(23 - 141)

NOTE(S):

Results and reporting limits have been adjusted for dry weight.

Tetra Tech NUS, Inc

Client Sample ID: SB-7-0506

GC Semivolatiles

Lot-Sample #...:	C8H210225-002	**Work Order #...:**	KVJLJ1AL	**Matrix.....:**	SOLID
Date Sampled...:	08/19/08	**Date Received..:**	08/21/08	**MS Run #.....:**	8236006
Prep Date.....:	08/23/08	**Analysis Date..:**	08/26/08		
Prep Batch #...:	8236017	**Analysis Time..:**	19:40		
Dilution Factor:	1	**Initial Wgt/Vol:**	15 g	**Final Wgt/Vol..:**	20 mL
% Moisture.....:	18	**Analyst ID.....:**	402360	**Instrument ID..:**	S/T
		Method.....:	SW846 8082		

PARAMETER	RESULT	REPORTING LIMIT	UNITS	MDL
Aroclor 1016	ND	40	ug/kg	3.0
Aroclor 1221	ND	40	ug/kg	3.9
Aroclor 1232	ND	40	ug/kg	3.5
Aroclor 1242	ND	40	ug/kg	3.3
Aroclor 1248	ND	40	ug/kg	1.9
Aroclor 1254	ND	40	ug/kg	2.9
Aroclor 1260	ND	40	ug/kg	2.9

SURROGATE	PERCENT RECOVERY	RECOVERY LIMITS
Tetrachloro-m-xylene	110	(31 - 127)
Decachlorobiphenyl	72	(23 - 141)

NOTE(S):

Results and reporting limits have been adjusted for dry weight.

Appendix C

Support Documentation

CASE NARRATIVE
TETRA TECH NUS, INC.
Strawberry Point

Lot #: C8H210225

The following report contains the analytical results for samples submitted to TestAmerica-Pittsburgh by Tetra Tech NUS, Inc. The samples were received August 21, 2008 according to documented sample acceptance procedures.

TestAmerica-Pittsburgh utilizes only USEPA approved methods and instrumentation in all analytical work. The samples presented in this report were analyzed for the parameters listed on the method reference page in accordance with the methods indicated.

If project specific QC was not required for samples contained in this report, when batch QC was completed on these samples, anomalous results will be discussed below.

SAMPLE RECEIVING:
The lot closed on August 21, 2008.

GC/MS VOLATILES:
All non-CCC compounds that have >15% RSD were evaluated to see if a better curve could be drawn using a quadratic curve. All compounds <30% RSD will use an average response factor curve if no visible improvement is accomplished using a quadratic curve. A quadratic curve will be used for a compound where it is determined to be the "best-fit" evaluation.

The following compounds had the %D >25% in continuing calibration standard CC30825; but were within the expected performance range for these compounds: 2-hexanone 26.7% and dichlorodifluoromethane 36.4%.

GC/MS SEMIVOLATILES:
All non-CCC compounds that have >15% RSD were evaluated to see if a better curve could be drawn using a quadratic curve. All compounds <30% RSD will use an average response factor curve if no visible improvement is accomplished using a quadratic curve. A quadratic curve will be used for a compound where it is determined to be the "best-fit" evaluation.

The following compounds had the %D >25% in continuing calibration standard N08250CC; but were within the expected performance range for these compounds: benzaldehyde 39.8% and benzoic acid 36.9%.

PCBS:
Ending continuing calibration standard Y0880765 had AR1016 with a %D of 20.7%. These did not meet the 15%D criteria. All associated samples had the surrogates recover within the control limits. All data was reported.

CASE NARRATIVE
TETRA TECH NUS, INC.
Strawberry Point

Lot #: C8H210225

METALS:
The method blanks had thallium detected at a concentration between the MDL and the reporting limit. The result was flagged with a "B" qualifier. Any sample associated with a method blank that had the same analyte detected had the result flagged with a "J" qualifier.

GENERAL CHEMISTRY:
There were no problems associated with the analysis.

Chain of Custody Record

TAL-4124 (1007)

Temperature on Receipt _____

Drinking Water? Yes ☐ No ☐

TestAmerica
THE LEADER IN ENVIRONMENTAL TESTING

Client: Tetra Tech NUS	Project Manager: Tony Apanavage	Date: 8/19/08	Chain of Custody Number: 093751
Address: 20251 Century Blvd Suite 200	Telephone Number (Area Code)/Fax Number: 301-528-3021	Lab Number:	Page 1 of 1
City: Germantown; State: MD; Zip Code: 20874	Site Contact: Tony Apanavage; Lab Contact:		
Project Name and Location (State): Martin State Airport, Strawberry Point, MD	Carrier/Waybill Number:		
Contract/Purchase Order/Quote No.:			

Analysis (Attach list if more space is needed)

Sample I.D. No. and Description (Containers for each sample may be combined on one line)	Date	Time	Matrix: Air	Aqueous	Sed.	Soil	Containers & Preservatives: Unpres.	H2SO4	HNO3	HCl	NaOH	ZnAc/NaOH	SVOCs	Metals	VOCs	PCBs	Special Instructions/ Conditions of Receipt
SB-2-0910	8/19/08	0910				X	X						X	X	X	X	
SB-7-0506	8/19/08	1055				X	X						X	X	X	X	
SB-11-0708	8/19/08	1215				X	X						X	X	X		
SB-4-0607	8/19/08	1405				X	X						X	X	X		
SB-1-0506	8/19/08	1506				X	X						X	X	X		
SB-3-0607	8/19/08	1605				X	X						X	X	X	X	
SB-5-0708	8/20/08	0850				X	X						X	X	X	X	
SB-10-0607	8/20/08	1020				X	X						X	X	X		
SB-9-0708	8/20/08	1125				X	X						X	X	X		
SB-8-0506	8/20/08	1215				X	X						X	X	X		
SB-6-0708	8/20/08	1440				X	X						X	X	X	X	

Possible Hazard Identification: ☐ Non-Hazard ☐ Flammable ☐ Skin Irritant ☐ Poison B ☐ Unknown

Sample Disposal: ☐ Return To Client ☐ Disposal By Lab ☐ Archive For _____ Months (A fee may be assessed if samples are retained longer than 1 month)

Turn Around Time Required: ☐ 24 Hours ☐ 48 Hours ☐ 7 Days ☐ 14 Days ☐ 21 Days ☐ Other _____

QC Requirements (Specify)

	Date	Time		Date	Time
1. Relinquished By: David F Watt	8/20/08	1630	1. Received By: [signature]	8/21/08	0930
2. Relinquished By:			2. Received By:		
3. Relinquished By:			3. Received By:		

Comments

DISTRIBUTION: WHITE - Returned to Client with Report; CANARY - Stays with the Sample; PINK - Field Copy

HOLDTIME

SDG C8H210225

SORT	UNITS	NSAMPLE	LAB_ID	QC_TYPE	SAMP_DATE	EXTR_DATE	ANAL_DATE	SMP_EXTR	EXTR_ANL	SMP_ANL
HG	MG/KG	SB-1-0506	C8H210225005	NM	8/19/2008	8/29/2008	8/29/2008	10	0	10
HG	MG/KG	SB-10-0607	C8H210225008	NM	8/20/2008	8/29/2008	8/29/2008	9	0	9
HG	MG/KG	SB-8-0506	C8H210225010	NM	8/20/2008	8/29/2008	8/29/2008	9	0	9
HG	MG/KG	SB-7-0506	C8H210225002	NM	8/19/2008	8/29/2008	8/29/2008	10	0	10
HG	MG/KG	SB-6-0708	C8H210225011	NM	8/20/2008	8/29/2008	8/29/2008	9	0	9
HG	MG/KG	SB-5-0708	C8H210225007	NM	8/20/2008	8/29/2008	8/29/2008	9	0	9
HG	MG/KG	SB-4-0607	C8H210225004	NM	8/19/2008	8/29/2008	8/29/2008	10	0	10
HG	MG/KG	SB-3-0607	C8H210225006	NM	8/19/2008	8/29/2008	8/29/2008	10	0	10
HG	MG/KG	SB-2-0910	C8H210225001	NM	8/19/2008	8/29/2008	8/29/2008	10	0	10
HG	MG/KG	SB-11-0708	C8H210225003	NM	8/19/2008	8/29/2008	8/29/2008	10	0	10
HG	MG/KG	SB-9-0708	C8H210225009	NM	8/20/2008	8/29/2008	8/29/2008	9	0	9
M	MG/KG	SB-1-0506	C8H210225005	NM	8/19/2008	9/2/2008	9/3/2008	14	1	15
M	MG/KG	SB-11-0708	C8H210225003	NM	8/19/2008	9/2/2008	9/3/2008	14	1	15
M	MG/KG	SB-2-0910	C8H210225001	NM	8/19/2008	9/2/2008	9/3/2008	14	1	15
M	MG/KG	SB-4-0607	C8H210225004	NM	8/19/2008	9/2/2008	9/3/2008	14	1	15

SORT	UNITS	NSAMPLE	LAB_ID	QC_TYPE	SAMP_DATE	EXTR_DATE	ANAL_DATE	SMP_EXTR	EXTR_ANL	SMP_ANL
M	MG/KG	SB-5-0708	C8H210225007	NM	8/20/2008	9/2/2008	9/3/2008	13	1	14
M	MG/KG	SB-6-0708	C8H210225011	NM	8/20/2008	9/2/2008	9/3/2008	13	1	14
M	MG/KG	SB-7-0506	C8H210225002	NM	8/19/2008	9/2/2008	9/3/2008	14	1	15
M	MG/KG	SB-8-0506	C8H210225010	NM	8/20/2008	9/2/2008	9/3/2008	13	1	14
M	MG/KG	SB-9-0708	C8H210225009	NM	8/20/2008	9/2/2008	9/3/2008	13	1	14
M	MG/KG	SB-10-0607	C8H210225008	NM	8/20/2008	9/2/2008	9/3/2008	13	1	14
M	MG/KG	SB-3-0607	C8H210225006	NM	8/19/2008	9/2/2008	9/3/2008	14	1	15
PCS	%	SB-4-0607	C8H210225004	NM	8/19/2008	8/25/2008	8/26/2008	6	1	7
PCS	%	SB-10-0607	C8H210225008	NM	8/20/2008	8/25/2008	8/26/2008	5	1	6
PCS	%	SB-9-0708	C8H210225009	NM	8/20/2008	8/25/2008	8/26/2008	5	1	6
PCS	%	SB-7-0506	C8H210225002	NM	8/19/2008	8/25/2008	8/26/2008	6	1	7
PCS	%	SB-5-0708	C8H210225007	NM	8/20/2008	8/25/2008	8/26/2008	5	1	6
PCS	%	SB-3-0607	C8H210225006	NM	8/19/2008	8/25/2008	8/26/2008	6	1	7
PCS	%	SB-2-0910	C8H210225001	NM	8/19/2008	8/25/2008	8/26/2008	6	1	7
PCS	%	SB-11-0708	C8H210225003	NM	8/19/2008	8/25/2008	8/26/2008	6	1	7
PCS	%	SB-8-0506	C8H210225010	NM	8/20/2008	8/25/2008	8/26/2008	5	1	6
PCS	%	SB-1-0506	C8H210225005	NM	8/19/2008	8/25/2008	8/26/2008	6	1	7
PCS	%	SB-6-0708	C8H210225011	NM	8/20/2008	8/25/2008	8/26/2008	5	1	6

SORT	UNITS	NSAMPLE	LAB_ID	QC_TYPE	SAMP_DATE	EXTR_DATE	ANAL_DATE	SMP_EXTR	EXTR_ANL	SMP_ANL
OS	%	SB-11-0708	C8H210225003	NM	8/19/2008	8/22/2008	8/26/2008	3	4	7
OS	%	SB-6-0708	C8H210225011	NM	8/20/2008	8/22/2008	8/26/2008	2	4	6
OS	%	SB-9-0708	C8H210225009	NM	8/20/2008	8/22/2008	8/26/2008	2	4	6
OS	%	SB-8-0506DL	C8H210225010	NM	8/20/2008	8/22/2008	8/26/2008	2	4	6
OS	%	SB-7-0506	C8H210225002	NM	8/19/2008	8/22/2008	8/26/2008	3	4	7
OS	%	SB-5-0708	C8H210225007	NM	8/20/2008	8/22/2008	8/26/2008	2	4	6
OS	%	SB-4-0607DL	C8H210225004	NM	8/19/2008	8/22/2008	8/26/2008	3	4	7
OS	%	SB-2-0910	C8H210225001	NM	8/19/2008	8/22/2008	8/26/2008	3	4	7
OS	%	SB-1-0506	C8H210225005	NM	8/19/2008	8/22/2008	8/26/2008	3	4	7
OS	%	SB-10-0607	C8H210225008	NM	8/20/2008	8/22/2008	8/26/2008	2	4	6
OS	%	SB-3-0607DL	C8H210225006	NM	8/19/2008	8/22/2008	8/26/2008	3	4	7
OS	UG/KG	SB-2-0910	C8H210225001	NM	8/19/2008	8/22/2008	8/26/2008	3	4	7
OS	UG/KG	SB-9-0708	C8H210225009	NM	8/20/2008	8/22/2008	8/26/2008	2	4	6
OS	UG/KG	SB-10-0607	C8H210225008	NM	8/20/2008	8/22/2008	8/26/2008	2	4	6
OS	UG/KG	SB-1-0506	C8H210225005	NM	8/19/2008	8/22/2008	8/26/2008	3	4	7
OS	UG/KG	SB-11-0708	C8H210225003	NM	8/19/2008	8/22/2008	8/26/2008	3	4	7
OS	UG/KG	SB-4-0607DL	C8H210225004	NM	8/19/2008	8/22/2008	8/26/2008	3	4	7
OS	UG/KG	SB-5-0708	C8H210225007	NM	8/20/2008	8/22/2008	8/26/2008	2	4	6

SORT	UNITS	NSAMPLE	LAB_ID	QC_TYPE	SAMP_DATE	EXTR_DATE	ANAL_DATE	SMP_EXTR	EXTR_ANL	SMP_ANL
OS	UG/KG	SB-6-0708	C8H210225011	NM	8/20/2008	8/22/2008	8/26/2008	2	4	6
OS	UG/KG	SB-7-0506	C8H210225002	NM	8/19/2008	8/22/2008	8/26/2008	3	4	7
OS	UG/KG	SB-8-0506DL	C8H210225010	NM	8/20/2008	8/22/2008	8/26/2008	2	4	6
OS	UG/KG	SB-3-0607DL	C8H210225006	NM	8/19/2008	8/22/2008	8/26/2008	3	4	7
OV	%	SB-4-0607	C8H210225004	NM	8/19/2008	8/22/2008	8/22/2008	3	0	3
OV	%	SB-10-0607	C8H210225008	NM	8/20/2008	8/22/2008	8/22/2008	2	0	2
OV	%	SB-9-0708	C8H210225009	NM	8/20/2008	8/25/2008	8/25/2008	5	0	5
OV	%	SB-8-0506	C8H210225010	NM	8/20/2008	8/25/2008	8/25/2008	5	0	5
OV	%	SB-7-0506	C8H210225002	NM	8/19/2008	8/22/2008	8/22/2008	3	0	3
OV	%	SB-5-0708	C8H210225007	NM	8/20/2008	8/22/2008	8/22/2008	2	0	2
OV	%	SB-3-0607	C8H210225006	NM	8/19/2008	8/22/2008	8/22/2008	3	0	3
OV	%	SB-2-0910	C8H210225001	NM	8/19/2008	8/22/2008	8/22/2008	3	0	3
OV	%	SB-11-0708	C8H210225003	NM	8/19/2008	8/22/2008	8/22/2008	3	0	3
OV	%	SB-1-0506	C8H210225005	NM	8/19/2008	8/22/2008	8/22/2008	3	0	3
OV	%	SB-6-0708	C8H210225011	NM	8/20/2008	8/25/2008	8/25/2008	5	0	5
OV	UG/KG	SB-6-0708	C8H210225011	NM	8/20/2008	8/25/2008	8/25/2008	5	0	5
OV	UG/KG	SB-11-0708	C8H210225003	NM	8/19/2008	8/22/2008	8/22/2008	3	0	3
OV	UG/KG	SB-9-0708	C8H210225009	NM	8/20/2008	8/25/2008	8/25/2008	5	0	5

SORT	UNITS	NSAMPLE	LAB_ID	QC_TYPE	SAMP_DATE	EXTR_DATE	ANAL_DATE	SMP_EXTR	EXTR_ANL	SMP_ANL
OV	UG/KG	SB-8-0506	C8H210225010	NM	8/20/2008	8/25/2008	8/25/2008	5	0	5
OV	UG/KG	SB-7-0506	C8H210225002	NM	8/19/2008	8/22/2008	8/22/2008	3	0	3
OV	UG/KG	SB-4-0607	C8H210225004	NM	8/19/2008	8/22/2008	8/22/2008	3	0	3
OV	UG/KG	SB-2-0910	C8H210225001	NM	8/19/2008	8/22/2008	8/22/2008	3	0	3
OV	UG/KG	SB-1-0506	C8H210225005	NM	8/19/2008	8/22/2008	8/22/2008	3	0	3
OV	UG/KG	SB-10-0607	C8H210225008	NM	8/20/2008	8/22/2008	8/22/2008	2	0	2
OV	UG/KG	SB-3-0607	C8H210225006	NM	8/19/2008	8/22/2008	8/22/2008	3	0	3
OV	UG/KG	SB-5-0708	C8H210225007	NM	8/20/2008	8/22/2008	8/22/2008	2	0	2
PCB	%	SB-5-0708	C8H210225007	NM	8/20/2008	8/23/2008	8/26/2008	3	3	6
PCB	%	SB-6-0708	C8H210225011	NM	8/20/2008	8/23/2008	8/26/2008	3	3	6
PCB	%	SB-3-0607	C8H210225006	NM	8/19/2008	8/23/2008	8/26/2008	4	3	7
PCB	%	SB-2-0910DL	C8H210225001	NM	8/19/2008	8/23/2008	8/26/2008	4	3	7
PCB	%	SB-7-0506	C8H210225002	NM	8/19/2008	8/23/2008	8/26/2008	4	3	7
PCB	UG/KG	SB-2-0910DL	C8H210225001	NM	8/19/2008	8/23/2008	8/26/2008	4	3	7
PCB	UG/KG	SB-3-0607	C8H210225006	NM	8/19/2008	8/23/2008	8/26/2008	4	3	7
PCB	UG/KG	SB-5-0708	C8H210225007	NM	8/20/2008	8/23/2008	8/26/2008	3	3	6
PCB	UG/KG	SB-6-0708	C8H210225011	NM	8/20/2008	8/23/2008	8/26/2008	3	3	6
PCB	UG/KG	SB-7-0506	C8H210225002	NM	8/19/2008	8/23/2008	8/26/2008	4	3	7

METHODS SUMMARY

C8H210225

PARAMETER	ANALYTICAL METHOD	PREPARATION METHOD
Mercury in Solid Waste (Manual Cold-Vapor)	SW846 7471A	SW846 7471A
PCBs by SW-846 8082	SW846 8082	SW846 3541
Semivolatile Organic Compounds by GC/MS	SW846 8270C	SW846 3541
Total Residue as Percent Solids	SM20 2540G	
Trace Inductively Coupled Plasma (ICP) Metals	SW846 6010B	SW846 3050B
Volatile Organics by GC/MS	SW846 8260B	SW846 5030B/826

References:

SM20 "STANDARD METHODS FOR THE EXAMINATION OF WATER AND WASTEWATER", 20TH EDITION."

SW846 "Test Methods for Evaluating Solid Waste, Physical/Chemical Methods", Third Edition, November 1986 and its updates.

SAMPLE SUMMARY

C8H210225

WO #	SAMPLE#	CLIENT SAMPLE ID	SAMPLED DATE	SAMP TIME
KVJKM	001	SB-2-0910	08/19/08	09:10
KVJLJ	002	SB-7-0506	08/19/08	10:55
KVJLP	003	SB-11-0708	08/19/08	12:15
KVJLR	004	SB-4-0607	08/19/08	14:05
KVJLV	005	SB-1-0506	08/19/08	15:00
KVJLX	006	SB-3-0607	08/19/08	16:05
KVJL0	007	SB-5-0708	08/20/08	08:50
KVJL4	008	SB-10-0607	08/20/08	10:20
KVJL6	009	SB-9-0708	08/20/08	11:25
KVJMC	010	SB-8-0506	08/20/08	12:15
KVJME	011	SB-6-0708	08/20/08	14:40

NOTE(S):

- The analytical results of the samples listed above are presented on the following pages.
- All calculations are performed before rounding to avoid round-off errors in calculated results.
- Results noted as "ND" were not detected at or above the stated limit.
- This report must not be reproduced, except in full, without the written approval of the laboratory.
- Results for the following parameters are never reported on a dry weight basis: color, corrosivity, density, flashpoint, ignitability, layers, odor, paint filter test, pH, porosity pressure, reactivity, redox potential, specific gravity, spot tests, solids, solubility, temperature, viscosity, and weight.

Strawberry Point

Percent Solids

Lab Name: TESTAMERICA PITTSBURGH **Method:** SM20 2540G

Client Name: Tetra Tech NUS, Inc **Lot Number:** C8H210225

Matrix: SOLID

NO SAMPLE PREPARATION PERFORMED / DIRECT INJECTION

Client Sample ID	Sample Number	Workorder	Result	Units	Min. Detection Limit	Reporting Limit	Dilution Factor	Prep Date - Analysis Date/Time	QC Batch
SB-2-0910	C8H210225 001	KVJKM1AA	87.4	%	0.0		1	8/25/2008 - 8/26/2008 05:45	8238448
SB-7-0506	C8H210225 002	KVJLJ1AJ	82.5	%	0.0		1	8/25/2008 - 8/26/2008 05:45	8238448
SB-11-0708	C8H210225 003	KVJLP1AA	57.8	%	0.0		1	8/25/2008 - 8/26/2008 05:45	8238448
SB-4-0607	C8H210225 004	KVJLR1AH	70.7	%	0.0		1	8/25/2008 - 8/26/2008 05:45	8238448
SB-1-0506	C8H210225 005	KVJLV1AP	55.6	%	0.0		1	8/25/2008 - 8/26/2008 05:45	8238448
SB-3-0607	C8H210225 006	KVJLX1AA	83.4	%	0.0		1	8/25/2008 - 8/26/2008 05:45	8238448
SB-5-0708	C8H210225 007	KVJL01AJ	67.6	%	0.0		1	8/25/2008 - 8/26/2008 05:45	8238448
SB-10-0607	C8H210225 008	KVJL41AA	57.0	%	0.0		1	8/25/2008 - 8/26/2008 05:45	8238448
SB-9-0708	C8H210225 009	KVJL61AA	65.4	%	0.0		1	8/25/2008 - 8/26/2008 05:45	8238448
SB-8-0506	C8H210225 010	KVJMC1AA	79.1	%	0.0		1	8/25/2008 - 8/26/2008 05:45	8238448
SB-6-0708	C8H210225 011	KVJME1AJ	80.8	%	0.0		1	8/25/2008 - 8/26/2008 05:45	8238448

Strawberry Point

Percent Solids

Lab Name:	TESTAMERICA PITTSBURGH	**Method:**	SM20 2540G
Client Name:	Tetra Tech NUS, Inc	**Report ID:**	C8H210225
Matrix:	SOLID	**Date/Time Received:**	8/21/2008 9:30:00AM

Client Sample ID	Sample Number	Workorder	Result	Units	Reporting Limit	Prep Date-Analysis Date/Time	QC Batch	RPD / Limit (%)
SB-2-0910 DUP	001 DUP	KVJKM1A7	88.1	%	1.0	8/25/2008 - 8/26/2008 05:45	8238448	0.79 / 20

5A

VOLATILE ORGANIC INSTRUMENT PERFORMANCE CHECK
BROMOFLUOROBENZENE (BFB)

VOC
Cal

Lab Name: TESTAMERICA PITTSBURGH Contract:

Lab Code: TA Case No.: SAS No.: SDG No.: METHODS

Lab File ID: BF30628 BFB Injection Date: 06/28/08

Instrument ID: HP3 BFB Injection Time: 0933

GC Column: DB624 20M ID: 0.18 (mm) Heated Purge: (Y/N) Y

m/e	ION ABUNDANCE CRITERIA	% RELATIVE ABUNDANCE
50	15.0 - 40.0% of mass 95	18.0
75	30.0 - 60.0% of mass 95	46.4
95	Base Peak, 100% relative abundance	100.0
96	5.0 - 9.0% of mass 95	6.8
173	Less than 2.0% of mass 174	0.0 (0.0)1
174	50.0 - 100.0% of mass 95	73.4
175	5.0 - 9.0% of mass 174	5.4 (7.4)1
176	95.0 - 101.0% of mass 174	71.2 (97.0)1
177	5.0 - 9.0% of mass 176	4.9 (7.0)2

1-Value is % mass 174 2-Value is % mass 176

V

THIS CHECK APPLIES TO THE FOLLOWING SAMPLES, MS, MSD, BLANKS, AND STANDARDS:

	EPA SAMPLE NO.	LAB SAMPLE ID	LAB FILE ID	DATE ANALYZED	TIME ANALYZED
01	VSTD5	VSTD5	1A30628	06/28/08	1014
02	VSTD10	VSTD10	1B30628	06/28/08	1038
03	VSTD25	VSTD25	1C30628	06/28/08	1102
04	VSTD40	VSTD40	1D30628	06/28/08	1127
05	VSTD50	VSTD50	1E30628	06/28/08	1151
06	VSTD125	VSTD125	1F30628	06/28/08	1216
07	VSTD250	VSTD250	1G30628	06/28/08	1240
08					
09					
10					
11					
12					
13					
14					
15					
16					
17					
18					
19					
20					
21					
22					

FORM V VOA OLM03.0

√ By Patrick 6/30/08

TestAmerica Pittsburgh

INITIAL CALIBRATION DATA

Start Cal Date : 28-JUN-2008 10:14
End Cal Date : 28-JUN-2008 12:40
Quant Method : ISTD
Target Version : 4.14
Integrator : HP RTE
Method file : \\pitsvr06\d\chem\hp3.i\3062808d.b\8260bsoil.m
Last Edit : 28-Jun-2008 13:00 hp3.i

Calibration File Names:
Level 1: \\pitsvr06\d\chem\hp3.i\3062808d.b\1A30628.D
Level 2: \\pitsvr06\d\chem\hp3.i\3062808d.b\1B30628.D
Level 3: \\pitsvr06\d\chem\hp3.i\3062808d.b\1C30628.D
Level 4: \\pitsvr06\d\chem\hp3.i\3062808d.b\1D30628.D
Level 5: \\pitsvr06\d\chem\hp3.i\3062808d.b\1E30628.D
Level 6: \\pitsvr06\d\chem\hp3.i\3062808d.b\1F30628.D
Level 7: \\pitsvr06\d\chem\hp3.i\3062808d.b\1G30628.D

Compound	5.0000 Level 1	10.0000 Level 2	25.0000 Level 3	40.0000 Level 4	50.0000 Level 5	125.0000 Level 6	Curve	Coefficients b	m1	m2	%RSD or R^2	
	250.0000 Level 7											
1 Dichlorodifluoromethane	0.33260	0.26862	0.31680	0.29642	0.27985	0.30557						
	0.29827						AVRG		0.29973		7.18360	
164 trans-1,4-Dichloro-2-butene	+++++	+++++	+++++	+++++	+++++	+++++						
	+++++						AVRG		0.000e+000		0.000e+000	<-
155 N-Heptane	+++++	+++++	+++++	+++++	+++++	+++++						
	+++++						AVRG		0.000e+000		0.000e+000	<-
2 Chloromethane	0.44417	0.36563	0.39499	0.36938	0.39155	0.36150						
	0.35832						AVRG		0.38365		7.90217	

TestAmerica Pittsburgh

INITIAL CALIBRATION DATA

Start Cal Date : 28-JUN-2008 10:14
End Cal Date : 28-JUN-2008 12:40
Quant Method : ISTD
Target Version : 4.14
Integrator : HP RTE
Method file : \\pitsvr06\d\chem\hp3.i\3062808d.b\8260bsoil.m
Last Edit : 28-Jun-2008 13:00 hp3.i

Compound	5.0000 Level 1 / 250.0000 Level 7	10.0000 Level 2	25.0000 Level 3	40.0000 Level 4	50.0000 Level 5	125.0000 Level 6	Curve	Coefficients b	Coefficients m1	Coefficients m2	%RSD or R^2	
3 Vinyl Chloride	0.53057	0.42326	0.46291	0.41960	0.43121	0.43106						
	0.41742						AVRG		0.44515		9.12747	
4 Bromomethane	0.09716	0.09897	0.10760	0.09992	0.12708	0.11907						
	0.09787						AVRG		0.10681		11.10135	
5 Chloroethane	0.12675	0.12512	0.13810	0.12278	0.15654	0.15641						
	0.10126						AVRG		0.13242		14.91061	
7 Dichlorofluoromethane	+++++	+++++	+++++	+++++	+++++	+++++						
	+++++						AVRG		0.000e+000		0.000e+000	<-
166 Trichlorofluoromethane	0.19580	0.18639	0.21364	0.20490	0.21734	0.22579						
	0.21564						AVRG		0.20850		6.54539	
8 Ethyl Ether	+++++	+++++	+++++	+++++	+++++	+++++						
	+++++						AVRG		0.000e+000		0.000e+000	<-
9 Ethanol	+++++	+++++	+++++	+++++	+++++	+++++						
	+++++						AVRG		0.000e+000		0.000e+000	<-

TestAmerica Pittsburgh

INITIAL CALIBRATION DATA

Start Cal Date : 28-JUN-2008 10:14
End Cal Date : 28-JUN-2008 12:40
Quant Method : ISTD
Target Version : 4.14
Integrator : HP RTE
Method file : \\pitsvr06\d\chem\hp3.i\3062808d.b\8260bsoil.m
Last Edit : 28-Jun-2008 13:00 hp3.i

Compound	5.0000 Level 1 / 250.0000 Level 7	10.0000 Level 2	25.0000 Level 3	40.0000 Level 4	50.0000 Level 5	125.0000 Level 6	Curve	Coefficients b	Coefficients m1	Coefficients m2	%RSD or R^2	
10 1,1,2-trichloro-1,2,2-trifluo	0.27907	0.25428	0.27432	0.25646	0.25355	0.26223						
	0.25268						AVRG		0.26180		4.10081	
156 Methyl Acetate	0.35538	0.27646	0.30800	0.27345	0.31787	0.26728						
	0.24043						AVRG		0.29127		13.14432	
157 Cyclohexane	0.70559	0.58068	0.66714	0.61142	0.60212	0.61343						
	0.59303						AVRG		0.62477		7.18744	
158 Methyl Cyclohexane	0.65135	0.57813	0.66344	0.61017	0.58487	0.62430						
	0.60222						AVRG		0.61635		5.21363	
11 Acrolein	+++++	+++++	+++++	+++++	+++++	+++++						
	+++++						AVRG		0.000e+000		0.000e+000	<-
12 1,1-Dichloroethene	0.30321	0.24538	0.27115	0.25284	0.25721	0.26148						
	0.25218						AVRG		0.26335		7.35177	
13 Acetone	4544	6926	14775	25327	29552	58773						
	101567						QUAD	-0.00187	6.21424	22.45576	0.99925	

TestAmerica Pittsburgh

INITIAL CALIBRATION DATA

Start Cal Date : 28-JUN-2008 10:14
End Cal Date : 28-JUN-2008 12:40
Quant Method : ISTD
Target Version : 4.14
Integrator : HP RTE
Method file : \\pitsvr06\d\chem\hp3.i\3062808d.b\8260bsoil.m
Last Edit : 28-Jun-2008 13:00 hp3.i

Compound	5.0000 Level 1 / 250.0000 Level 7	10.0000 Level 2	25.0000 Level 3	40.0000 Level 4	50.0000 Level 5	125.0000 Level 6	Curve	Coefficients b	Coefficients m1	Coefficients m2	%RSD or R^2	
14 Iodomethane	+++++ / +++++	+++++	+++++	+++++	+++++	+++++	AVRG		0.000e+000		0.000e+000	<-
15 Carbon Disulfide	0.97590 / 0.80428	0.80612	0.90080	0.84832	0.87811	0.84092	AVRG		0.86492		6.96333	
16 3-Chloro-1-propene	+++++ / +++++	+++++	+++++	+++++	+++++	+++++	AVRG		0.000e+000		0.000e+000	<-
~~17~~ Acetonitrile	0.02541 / 0.01375	0.01803	0.01780	0.01807	0.01902	0.01669	AVRG		0.01840		19.17301	<-
18 Methylene Chloride	10941 / 389581	16366	38233	66319	75961	190214	QUAD	-0.03944	3.33946	0.27701	0.99985	
19 trans-1,2-Dichloroethene	0.33628 / 0.27959	0.28749	0.31337	0.29075	0.30640	0.28999	AVRG		0.30055		6.50434	
20 Methyl tert-butyl ether	1.05505 / 0.79713	0.89359	0.96400	0.90700	0.98397	0.87334	AVRG		0.92487		9.07207	

TestAmerica Pittsburgh

INITIAL CALIBRATION DATA

Start Cal Date : 28-JUN-2008 10:14
End Cal Date : 28-JUN-2008 12:40
Quant Method : ISTD
Target Version : 4.14
Integrator : HP RTE
Method file : \\pitsvr06\d\chem\hp3.i\3062808d.b\8260bsoil.m
Last Edit : 28-Jun-2008 13:00 hp3.i

Compound	5.0000 Level 1	10.0000 Level 2	25.0000 Level 3	40.0000 Level 4	50.0000 Level 5	125.0000 Level 6	Curve	Coefficients b	m1	m2	%RSD or R^2	
	250.0000 Level 7											
21 tert-Butyl Alcohol	+++++	+++++	+++++	+++++	+++++	+++++						
	+++++						AVRG		0.000e+000		0.000e+000	<-
22 Acrylonitrile	+++++	+++++	+++++	+++++	+++++	+++++						
	+++++						AVRG		0.000e+000		0.000e+000	<-
23 Hexane	+++++	+++++	+++++	+++++	+++++	+++++						
	+++++						AVRG		0.000e+000		0.000e+000	<-
24 1,1-Dichloroethane	0.62052	0.53102	0.57726	0.53923	0.56640	0.53698						
	0.51074						AVRG		0.55459		6.59439	
25 Isopropyl Ether	+++++	+++++	+++++	+++++	+++++	+++++						
	+++++						AVRG		0.000e+000		0.000e+000	<-
26 2-Chloro-1,3-butadiene	+++++	+++++	+++++	+++++	+++++	+++++						
	+++++						AVRG		0.000e+000		0.000e+000	<-
27 2,2-Dichloropropane	0.37279	0.31625	0.34657	0.32739	0.34593	0.32709						
	0.29135						AVRG		0.33248		7.78031	

TestAmerica Pittsburgh

INITIAL CALIBRATION DATA

Start Cal Date : 28-JUN-2008 10:14
End Cal Date : 28-JUN-2008 12:40
Quant Method : ISTD
Target Version : 4.14
Integrator : HP RTE
Method file : \\pitsvr06\d\chem\hp3.i\3062808d.b\8260bsoil.m
Last Edit : 28-Jun-2008 13:00 hp3.i

	Compound	5.0000 Level 1 / 250.0000 Level 7	10.0000 Level 2	25.0000 Level 3	40.0000 Level 4	50.0000 Level 5	125.0000 Level 6	Curve	Coefficients b	Coefficients m1	Coefficients m2	%RSD or R^2	
	28 cis-1,2-dichloroethene	0.35390	0.30237	0.33106	0.31216	0.32780	0.30999						
		0.29619						AVRG		0.31907		6.22273	
M	29 1,2-Dichloroethene (total)	0.34509	0.29493	0.32221	0.30145	0.31710	0.29999						
		0.28789						AVRG		0.30981		6.34678	
	30 Bromochloromethane	0.14112	0.12906	0.14397	0.13453	0.14056	0.13146						
		0.12707						AVRG		0.13540		4.84953	
	31 2-Butanone	0.16746	0.15525	0.17694	0.17170	0.17490	0.15247						
		0.14414						AVRG		0.16327		7.73733	
	32 Vinyl Acetate	+++++	+++++	+++++	+++++	+++++	+++++						
		+++++						AVRG		0.000e+000		0.000e+000	<-
	33 Ethyl Acetate	+++++	+++++	+++++	+++++	+++++	+++++						
		+++++						AVRG		0.000e+000		0.000e+000	<-
	34 Propionitrile	+++++	+++++	+++++	+++++	+++++	+++++						
		+++++						AVRG		0.000e+000		0.000e+000	<-

TestAmerica Pittsburgh

INITIAL CALIBRATION DATA

Start Cal Date : 28-JUN-2008 10:14
End Cal Date : 28-JUN-2008 12:40
Quant Method : ISTD
Target Version : 4.14
Integrator : HP RTE
Method file : \\pitsvr06\d\chem\hp3.i\3062808d.b\8260bsoil.m
Last Edit : 28-Jun-2008 13:00 hp3.i

Compound	5.0000 Level 1	10.0000 Level 2	25.0000 Level 3	40.0000 Level 4	50.0000 Level 5	125.0000 Level 6	250.0000 Level 7	Curve	Coefficients b	Coefficients m1	Coefficients m2	%RSD or R^2	
35 Tetrahydrofuran	+++++	+++++	+++++	+++++	+++++	+++++	+++++	AVRG		0.000e+000		0.000e+000	<-
36 Methacrylonitrile	+++++	+++++	+++++	+++++	+++++	+++++	+++++	AVRG		0.000e+000		0.000e+000	<-
37 Chloroform	0.55951	0.45321	0.49572	0.46949	0.49083	0.46273	0.44209	AVRG		0.48194		8.13535	
38 1,1,1-Trichloroethane	0.41779	0.37053	0.40257	0.37971	0.39158	0.37939	0.35819	AVRG		0.38568		5.19841	
40 1,1-Dichloropropene	0.45622	0.39170	0.41194	0.39892	0.39148	0.39905	0.39539	AVRG		0.40639		5.66764	
41 Carbon Tetrachloride	0.35758	0.30605	0.33977	0.31828	0.31950	0.33045	0.32469	AVRG		0.32805		5.09945	
42 Benzene	1.36102	1.15748	1.21327	1.17989	1.17446	1.14129	1.09900	AVRG		1.18949		7.02055	

TestAmerica Pittsburgh

INITIAL CALIBRATION DATA

Start Cal Date : 28-JUN-2008 10:14
End Cal Date : 28-JUN-2008 12:40
Quant Method : ISTD
Target Version : 4.14
Integrator : HP RTE
Method file : \\pitsvr06\d\chem\hp3.i\3062808d.b\8260bsoil.m
Last Edit : 28-Jun-2008 13:00 hp3.i

Compound	5.0000 Level 1 / 250.0000 Level 7	10.0000 Level 2	25.0000 Level 3	40.0000 Level 4	50.0000 Level 5	125.0000 Level 6	Curve	Coefficients b	Coefficients m1	Coefficients m2	%RSD or R^2	
44 Isobutanol	+++++ / +++++	+++++	+++++	+++++	+++++	+++++	AVRG		0.000e+000		0.000e+000	<-
45 1,2-Dichloroethane	0.40450 / 0.34000	0.35418	0.37077	0.36676	0.35938	0.34714	AVRG		0.36325		5.80473	
47 Trichloroethene	0.29625 / 0.27774	0.25521	0.27758	0.27541	0.26479	0.26924	AVRG		0.27374		4.67838	
48 n-Butanol	+++++ / +++++	+++++	+++++	+++++	+++++	+++++	AVRG		0.000e+000		0.000e+000	<-
49 1,2-Dichloropropane	0.31094 / 0.28915	0.26985	0.28164	0.28489	0.27995	0.28708	AVRG		0.28621		4.39744	
50 Dibromomethane	0.16134 / 0.14458	0.13888	0.15079	0.14857	0.15273	0.14481	AVRG		0.14881		4.81915	
51 Methyl methacrylate	+++++ / +++++	+++++	+++++	+++++	+++++	+++++	AVRG		0.000e+000		0.000e+000	<-

TestAmerica Pittsburgh

INITIAL CALIBRATION DATA

Start Cal Date : 28-JUN-2008 10:14
End Cal Date : 28-JUN-2008 12:40
Quant Method : ISTD
Target Version : 4.14
Integrator : HP RTE
Method file : \\pitsvr06\d\chem\hp3.i\3062808d.b\8260bsoil.m
Last Edit : 28-Jun-2008 13:00 hp3.i

Compound	5.0000 Level 1 / 250.0000 Level 7	10.0000 Level 2	25.0000 Level 3	40.0000 Level 4	50.0000 Level 5	125.0000 Level 6	Curve	Coefficients b	Coefficients m1	Coefficients m2	%RSD or R^2	
52 1,4-Dioxane	+++++ / +++++	+++++	+++++	+++++	+++++	+++++	AVRG		0.000e+000		0.000e+000	<-
53 Bromodichloromethane	0.33076 / 0.32450	0.29225	0.31187	0.31803	0.30914	0.31826	AVRG		0.31497		3.93168	
54 2-Nitropropane	+++++ / +++++	+++++	+++++	+++++	+++++	+++++	AVRG		0.000e+000		0.000e+000	<-
55 2-Methylfuran	+++++ / +++++	+++++	+++++	+++++	+++++	+++++	AVRG		0.000e+000		0.000e+000	<-
56 2-Chloroethyl vinyl ether	+++++ / +++++	+++++	+++++	+++++	+++++	+++++	AVRG		0.000e+000		0.000e+000	<-
57 cis-1,3-Dichloropropene	0.41042 / 0.42301	0.37621	0.38016	0.41069	0.38078	0.40857	AVRG		0.39855		4.73847	
58 4-Methyl-2-Pentanone	1.72366 / 1.36956	1.49361	1.71040	1.63341	1.77304	1.51572	AVRG		1.60277		9.18413	

TestAmerica Pittsburgh

INITIAL CALIBRATION DATA

Start Cal Date : 28-JUN-2008 10:14
End Cal Date : 28-JUN-2008 12:40
Quant Method : ISTD
Target Version : 4.14
Integrator : HP RTE
Method file : \\pitsvr06\d\chem\hp3.i\3062808d.b\8260bsoil.m
Last Edit : 28-Jun-2008 13:00 hp3.i

Compound	5.0000 Level 1 / 250.0000 Level 7	10.0000 Level 2	25.0000 Level 3	40.0000 Level 4	50.0000 Level 5	125.0000 Level 6	Curve	Coefficients b	Coefficients m1	Coefficients m2	%RSD or R^2	
60 Toluene	6.66534	5.53990	5.71839	5.57329	5.35945	5.22768						
	5.15982						AVRG		5.60627		9.04626	
61 trans-1,3-Dichloropropene	1.80758	1.65554	1.71809	1.77038	1.64381	1.74191						
	1.84345						AVRG		1.74011		4.26579	
62 Ethyl methacrylate	+++++	+++++	+++++	+++++	+++++	+++++						
	+++++						AVRG		0.000e+000		0.000e+000	<-
63 1,3-Dichloropropane	1.96618	1.77071	1.84707	1.89002	1.78101	1.82125						
	1.88039						AVRG		1.85095		3.68404	
64 1,1,2-Trichloroethane	1.08757	0.99690	1.01191	1.02547	0.98683	0.98224						
	1.00992						AVRG		1.01440		3.50917	
65 Tetrachloroethene	1.11316	0.99965	1.05868	1.02030	0.98064	1.02472						
	1.08096						AVRG		1.03973		4.50302	
66 2-Hexanone	1.08505	0.98669	1.10400	1.05480	1.10973	0.97745						
	0.94151						AVRG		1.03703		6.54028	

TestAmerica Pittsburgh

INITIAL CALIBRATION DATA

Start Cal Date : 28-JUN-2008 10:14
End Cal Date : 28-JUN-2008 12:40
Quant Method : ISTD
Target Version : 4.14
Integrator : HP RTE
Method file : \\pitsvr06\d\chem\hp3.i\3062808d.b\8260bsoil.m
Last Edit : 28-Jun-2008 13:00 hp3.i

Compound	5.0000 Level 1 / 250.0000 Level 7	10.0000 Level 2	25.0000 Level 3	40.0000 Level 4	50.0000 Level 5	125.0000 Level 6	Curve	Coefficients b	Coefficients m1	Coefficients m2	%RSD or R^2	
60 Toluene	6.66534	5.53990	5.71839	5.57329	5.35945	5.22768						
	5.15982						AVRG		5.60627		9.04626	
61 trans-1,3-Dichloropropene	1.80758	1.65554	1.71809	1.77038	1.64381	1.74191						
	1.84345						AVRG		1.74011		4.26579	
62 Ethyl methacrylate	+++++	+++++	+++++	+++++	+++++	+++++						
	+++++						AVRG		0.000e+000		0.000e+000	<-
63 1,3-Dichloropropane	1.96618	1.77071	1.84707	1.89002	1.78101	1.82125						
	1.88039						AVRG		1.85095		3.68404	
64 1,1,2-Trichloroethane	1.08757	0.99690	1.01191	1.02547	0.98683	0.98224						
	1.00992						AVRG		1.01440		3.50917	
65 Tetrachloroethene	1.11316	0.99965	1.05868	1.02030	0.98064	1.02472						
	1.08096						AVRG		1.03973		4.50302	
66 2-Hexanone	1.08505	0.98669	1.10400	1.05480	1.10973	0.97745						
	0.94151						AVRG		1.03703		6.54028	

TestAmerica Pittsburgh

INITIAL CALIBRATION DATA

Start Cal Date : 28-JUN-2008 10:14
End Cal Date : 28-JUN-2008 12:40
Quant Method : ISTD
Target Version : 4.14
Integrator : HP RTE
Method file : \\pitsvr06\d\chem\hp3.i\3062808d.b\8260bsoil.m
Last Edit : 28-Jun-2008 13:00 hp3.i

Compound	5.0000 Level 1 / 250.0000 Level 7	10.0000 Level 2	25.0000 Level 3	40.0000 Level 4	50.0000 Level 5	125.0000 Level 6	Curve	Coefficients b	Coefficients m1	Coefficients m2	%RSD or R^2
67 Dibromochloromethane	1.03827 / 1.08010	0.88898	0.98062	1.00942	0.98396	1.03583	AVRG		1.00245		6.06371
68 1,2-Dibromoethane	1.09155 / 1.03628	0.97586	1.02961	1.03132	1.00567	1.01796	AVRG		1.02690		3.42689
70 Chlorobenzene	3.65040 / 3.30461	3.22929	3.35999	3.32112	3.23048	3.27499	AVRG		3.33870		4.35458
71 1,1,1,2-Tetrachloroethane	1.32673 / 1.14400	1.10400	1.23263	1.18788	1.26044	1.20706	AVRG		1.20896		6.11249
72 Ethylbenzene	2.12353 / 1.89611	1.88751	2.00743	1.92295	1.87752	1.91998	AVRG		1.94786		4.54729
73 m + p-Xylene	2.70990 / 2.17761	2.31510	2.52267	2.38492	2.35663	2.29956	AVRG		2.39520		7.22704
74 Xylene-o	2.77095 / 2.26002	2.44568	2.66326	2.49070	2.56353	2.42955	AVRG		2.51767		6.63655

TestAmerica Pittsburgh

INITIAL CALIBRATION DATA

Start Cal Date : 28-JUN-2008 10:14
End Cal Date : 28-JUN-2008 12:40
Quant Method : ISTD
Target Version : 4.14
Integrator : HP RTE
Method file : \\pitsvr06\d\chem\hp3.i\3062808d.b\8260bsoil.m
Last Edit : 28-Jun-2008 13:00 hp3.i

Compound	5.0000 Level 1 / 250.0000 Level 7	10.0000 Level 2	25.0000 Level 3	40.0000 Level 4	50.0000 Level 5	125.0000 Level 6	Curve	Coefficients b	Coefficients m1	Coefficients m2	%RSD or R^2
M 75 Xylenes (total)	2.73025	2.35863	2.56953	2.42018	2.42559	2.34289					
	2.20508						AVRG		2.43602		6.96553
76 Styrene	4.40796	3.94685	4.07802	3.97869	3.96456	3.85062					
	3.71286						AVRG		3.99137		5.42482
77 Bromoform	0.74225	0.61576	0.72078	0.72502	0.76395	0.78348					
	0.77906						AVRG		0.73290		7.81262
78 Isopropylbenzene	7.29556	6.32831	7.22704	6.51428	6.60948	6.30476					
	5.58551						AVRG		6.55213		8.93970
79 Bromobenzene	0.86293	0.78529	0.79816	0.81491	0.77806	0.79388					
	0.85210						AVRG		0.81219		4.08175
81 n-Propylbenzene	1.07206	0.92518	1.05745	0.99903	0.95204	0.99527					
	1.06062						AVRG		1.00880		5.65799
82 2-Chlorotoluene	0.86565	0.80079	0.84248	0.82962	0.79874	0.82062					
	0.86361						AVRG		0.83164		3.27679

TestAmerica Pittsburgh

INITIAL CALIBRATION DATA

Start Cal Date : 28-JUN-2008 10:14
End Cal Date : 28-JUN-2008 12:40
Quant Method : ISTD
Target Version : 4.14
Integrator : HP RTE
Method file : \\pitsvr06\d\chem\hp3.i\3062808d.b\8260bsoil.m
Last Edit : 28-Jun-2008 13:00 hp3.i

Compound	5.0000 Level 1 / 250.0000 Level 7	10.0000 Level 2	25.0000 Level 3	40.0000 Level 4	50.0000 Level 5	125.0000 Level 6	Curve	Coefficients b	Coefficients m1	Coefficients m2	%RSD or R^2
83 1,1,2,2-Tetrachloroethane	1.85142	1.67739	1.80625	1.67962	1.83159	1.63812					
	1.45555						AVRG		1.70570		8.14535
84 1,2,3-Trichloropropane	0.31545	0.30222	0.29619	0.30195	0.30965	0.29203					
	0.29557						AVRG		0.30187		2.75130
85 4-Chlorotoluene	0.84150	0.76761	0.83213	0.79851	0.77124	0.80320					
	0.85571						AVRG		0.80999		4.23174
86 1,3,5-Trimethylbenzene	3.31251	2.95509	3.32420	3.15348	3.04210	2.97664					
	2.91883						AVRG		3.09755		5.44425
87 tert-Butylbenzene	2.49209	2.34533	2.76767	2.67754	2.50675	2.59100					
	2.71236						AVRG		2.58468		5.70338
88 1,2,4-Trimethylbenzene	3.31682	2.98883	3.31984	3.18887	3.07841	2.98190					
	2.94559						AVRG		3.11718		5.10251
89 sec-Butylbenzene	3.96903	3.70177	4.32898	4.06378	3.85698	3.80049					
	3.80462						AVRG		3.93224		5.37954

TestAmerica Pittsburgh

INITIAL CALIBRATION DATA

Start Cal Date : 28-JUN-2008 10:14
End Cal Date : 28-JUN-2008 12:40
Quant Method : ISTD
Target Version : 4.14
Integrator : HP RTE
Method file : \\pitsvr06\d\chem\hp3.i\3062808d.b\8260bsoil.m
Last Edit : 28-Jun-2008 13:00 hp3.i

Compound	5.0000 Level 1	10.0000 Level 2	25.0000 Level 3	40.0000 Level 4	50.0000 Level 5	125.0000 Level 6	Curve	Coefficients b	Coefficients m1	Coefficients m2	%RSD or R^2
	250.0000 Level 7										
90 4-Isopropyltoluene	3.47438	3.19495	3.70503	3.46348	3.32533	3.24403					
	3.30760						AVRG		3.38783		5.14166
91 1,3-Dichlorobenzene	1.78672	1.60376	1.72036	1.65997	1.61333	1.59329					
	1.62182						AVRG		1.65704		4.33004
93 1,4-Dichlorobenzene	1.84532	1.64867	1.74100	1.69143	1.65109	1.64003					
	1.66225						AVRG		1.69711		4.36085
94 n-Butylbenzene	3.31750	2.96295	3.53787	3.20868	3.11505	3.00355					
	3.08114						AVRG		3.17525		6.29714
95 1,2-Dichlorobenzene	1.72030	1.57345	1.70049	1.64324	1.62166	1.53759					
	1.52629						AVRG		1.61757		4.70675
96 1,2-Dibromo-3-chloropropane	0.20448	0.20623	0.25493	0.24937	0.28222	0.23535					
	0.22408						AVRG		0.23667		11.81655
97 1,2,4-Trichlorobenzene	1.15559	1.14639	1.33955	1.23105	1.26635	1.06946					
	1.24584						AVRG		1.20775		7.43726

TestAmerica Pittsburgh

INITIAL CALIBRATION DATA

Start Cal Date : 28-JUN-2008 10:14
End Cal Date : 28-JUN-2008 12:40
Quant Method : ISTD
Target Version : 4.14
Integrator : HP RTE
Method file : \\pitsvr06\d\chem\hp3.i\3062808d.b\8260bsoil.m
Last Edit : 28-Jun-2008 13:00 hp3.i

Compound	5.0000 Level 1 / 250.0000 Level 7	10.0000 Level 2	25.0000 Level 3	40.0000 Level 4	50.0000 Level 5	125.0000 Level 6	Curve	Coefficients b	Coefficients m1	Coefficients m2	%RSD or R^2	
98 Hexachlorobutadiene	0.49012 / 0.70191	0.49430	0.67532	0.58329	0.58011	0.51680	AVRG		0.57741		14.71733	
99 Naphthalene	3.03492 / 2.66834	2.94999	3.35986	3.12489	3.34568	2.58029	AVRG		3.00914		10.09695	
100 1,2,3-Trichlorobenzene	1.00246 / 1.12104	0.98647	1.18560	1.07458	1.08954	0.92218	AVRG		1.05455		8.48939	
101 Tetrahydrothiophene	+++++ / +++++	+++++	+++++	+++++	+++++	+++++	AVRG		0.000e+000		0.000e+000	<-
102 Cyclohexanone	+++++ / +++++	+++++	+++++	+++++	+++++	+++++	AVRG		0.000e+000		0.000e+000	<-
104 1,4-Dichlorobutane	+++++ / +++++	+++++	+++++	+++++	+++++	+++++	AVRG		0.000e+000		0.000e+000	<-
105 1-Chlorohexane	+++++ / +++++	+++++	+++++	+++++	+++++	+++++	AVRG		0.000e+000		0.000e+000	<-

TestAmerica Pittsburgh

INITIAL CALIBRATION DATA

Start Cal Date : 28-JUN-2008 10:14
End Cal Date : 28-JUN-2008 12:40
Quant Method : ISTD
Target Version : 4.14
Integrator : HP RTE
Method file : \\pitsvr06\d\chem\hp3.i\3062808d.b\8260bsoil.m
Last Edit : 28-Jun-2008 13:00 hp3.i

Compound	5.0000 Level 1 / 250.0000 Level 7	10.0000 Level 2	25.0000 Level 3	40.0000 Level 4	50.0000 Level 5	125.0000 Level 6	Curve	Coefficients b	Coefficients m1	Coefficients m2	%RSD or R^2	
165 1,3,5-Trichlorobenzene	+++++ / +++++	+++++	+++++	+++++	+++++	+++++	AVRG		0.000e+000		0.000e+000	<-
$ 39 Dibromofluoromethane	0.25469 / 0.20484	0.23267	0.23106	0.22274	0.23183	0.22099	AVRG		0.22840		6.61691	
$ 43 1,2-Dichloroethane-d4	0.32375 / 0.24959	0.29739	0.29052	0.27900	0.27940	0.26855	AVRG		0.28403		8.22063	
$ 59 Toluene-d8	5.10553 / 4.19125	4.68635	4.59988	4.45646	4.29820	4.35819	AVRG		4.52798		6.77073	
$ 80 Bromofluorobenzene	2.00961 / 1.60518	1.86852	1.79855	1.71626	1.70712	1.70529	AVRG		1.77293		7.49933	

TestAmerica Pittsburgh

INITIAL CALIBRATION DATA

Start Cal Date : 28-JUN-2008 10:14
End Cal Date : 28-JUN-2008 12:40
Quant Method : ISTD
Target Version : 4.14
Integrator : HP RTE
Method file : \\pitsvr06\d\chem\hp3.i\3062808d.b\8260bsoil.m
Last Edit : 28-Jun-2008 13:00 hp3.i

Curve	Formula	Units
Averaged	Amt = Rsp/m1	Response
Quad	Amt = b + m1*Rsp + m2*Rsp^2	Response

5A

VOLATILE ORGANIC INSTRUMENT PERFORMANCE CHECK
BROMOFLUOROBENZENE (BFB)

Lab Name: TESTAMERICA PITTSBURGH Contract:

Lab Code: TA Case No.: SAS No.: SDG No.: C8H210225

Lab File ID: BF30822K BFB Injection Date: 08/22/08

Instrument ID: HP3 BFB Injection Time: 0559

GC Column: DB624 20M ID: 0.18 (mm) Heated Purge: (Y/N) Y

m/e	ION ABUNDANCE CRITERIA	% RELATIVE ABUNDANCE
50	15.0 - 40.0% of mass 95	18.2
75	30.0 - 60.0% of mass 95	47.3
95	Base Peak, 100% relative abundance	100.0
96	5.0 - 9.0% of mass 95	7.1
173	Less than 2.0% of mass 174	0.0 (0.0)1
174	50.0 - 100.0% of mass 95	79.2
175	5.0 - 9.0% of mass 174	5.5 (7.0)1
176	95.0 - 101.0% of mass 174	76.7 (96.9)1
177	5.0 - 9.0% of mass 176	5.0 (6.6)2

1-Value is % mass 174 2-Value is % mass 176

THIS CHECK APPLIES TO THE FOLLOWING SAMPLES, MS, MSD, BLANKS, AND STANDARDS:

	EPA SAMPLE NO.	LAB SAMPLE ID	LAB FILE ID	DATE ANALYZED	TIME ANALYZED
01	VSTD40	VSTD40	CC30822K	08/22/08	0629
02	INTRA-LAB BL	KVK7D1AA	3082201	08/22/08	0708
03	INTRA-LAB CH	KVK7D1AC	3082204	08/22/08	0826
04	SB-2-0910	KVJKM1A6	3082209	08/22/08	1033
05	SB-7-0506	KVJLJ1AH	3082211	08/22/08	1124
06	SB-11-0708	KVJLP1A5	3082213	08/22/08	1214
07	SB-4-0607	KVJLR1AG	3082216	08/22/08	1328
08	SB-1-0506	KVJLV1AN	3082218	08/22/08	1417
09	SB-3-0607	KVJLX1A6	3082220	08/22/08	1507
10	SB-5-0708	KVJL01AH	3082222	08/22/08	1556
11	SB-10-0607	KVJL41A5	3082224	08/22/08	1647
12					
13					
14					
15					
16					
17					
18					
19					
20					
21					
22					

TestAmerica Pittsburgh

CONTINUING CALIBRATION COMPOUNDS

Instrument ID: hp3.i
Lab File ID: CC30822K.D
Analysis Type: SOIL
Lab Sample ID: vstd40
Method: \\pitsvr06\d\chem\hp3.i\3082208d.b\8260bsoil.m

Injection Date: 22-AUG-2008 06:29
Init. Cal. Date(s): 28-JUN-2008 20-AUG-2008
Init. Cal. Times: 10:14 07:22
Quant Type: ISTD

COMPOUND	RRF / AMOUNT	RF40	CCAL RRF40	MIN RRF	%D / %DRIFT	MAX %D / %DRIFT	CURVE TYPE
$ 39 Dibromofluoromethane	0.22840	0.24187	0.24187	0.010	-5.89724	25.00000	Averaged
$ 43 1,2-Dichloroethane-d4	0.28403	0.32598	0.32598	0.010	-14.76985	25.00000	Averaged
$ 59 Toluene-d8	4.52798	4.22713	4.22713	0.010	6.64423	25.00000	Averaged
$ 80 Bromofluorobenzene	1.77293	1.71971	1.71971	0.010	3.00189	25.00000	Averaged
1 Dichlorodifluoromethane	0.29973	0.26852	0.26852	0.010	10.41530	25.00000	Averaged
2 Chloromethane	0.38365	0.39654	0.39654	0.100	-3.36050	25.00000	Averaged
3 Vinyl Chloride	0.44515	0.43577	0.43577	0.010	2.10714	20.00000	Averaged
4 Bromomethane	0.10681	0.09314	0.09314	0.010	12.80037	25.00000	Averaged
5 Chloroethane	0.13242	0.13807	0.13807	0.010	-4.26369	25.00000	Averaged
166 Trichlorofluoromethane	0.20850	0.21452	0.21452	0.010	-2.88570	25.00000	Averaged
10 1,1,2-trichloro-1,2,2-trifl	0.26180	0.25886	0.25886	0.010	1.12482	25.00000	Averaged
12 1,1-Dichloroethene	0.26335	0.26543	0.26543	0.010	-0.78840	20.00000	Averaged
15 Carbon Disulfide	0.86492	0.83141	0.83141	0.010	3.87402	25.00000	Averaged
13 Acetone	200	225	0.13165	0.010	-12.70837	0.000e+000	Quadratic
18 Methylene Chloride	200	203	0.31192	0.010	-1.39025	0.000e+000	Quadratic
19 trans-1,2-Dichloroethene	0.30055	0.29433	0.29433	0.010	2.07009	25.00000	Averaged
20 Methyl tert-butyl ether	0.92487	0.93830	0.93830	0.010	-1.45248	25.00000	Averaged
24 1,1-Dichloroethane	0.55459	0.57793	0.57793	0.100	-4.20792	25.00000	Averaged
27 2,2-Dichloropropane	0.33248	0.31299	0.31299	0.010	5.86391	25.00000	Averaged
28 cis-1,2-dichloroethene	0.31907	0.31866	0.31866	0.010	0.12662	25.00000	Averaged
M 29 1,2-Dichloroethene (total)	0.30981	0.30650	0.30650	0.010	1.06932	25.00000	Averaged
30 Bromochloromethane	0.13540	0.13386	0.13386	0.010	1.13107	25.00000	Averaged
31 2-Butanone	0.16327	0.19531	0.19531	0.010	-19.62490	25.00000	Averaged
37 Chloroform	0.48194	0.48621	0.48621	0.010	-0.88594	20.00000	Averaged
38 1,1,1-Trichloroethane	0.38568	0.39263	0.39263	0.010	-1.80296	25.00000	Averaged
40 1,1-Dichloropropene	0.40639	0.39502	0.39502	0.010	2.79764	25.00000	Averaged
41 Carbon Tetrachloride	0.32805	0.32750	0.32750	0.010	0.16505	25.00000	Averaged
42 Benzene	1.18949	1.20680	1.20680	0.010	-1.45538	25.00000	Averaged
45 1,2-Dichloroethane	0.36325	0.38739	0.38739	0.010	-6.64646	25.00000	Averaged
47 Trichloroethene	0.27374	0.26309	0.26309	0.010	3.89060	25.00000	Averaged
49 1,2-Dichloropropane	0.28621	0.32261	0.32261	0.010	-12.71607	20.00000	Averaged
50 Dibromomethane	0.14881	0.15173	0.15173	0.010	-1.95818	25.00000	Averaged
53 Bromodichloromethane	0.31497	0.32919	0.32919	0.010	-4.51244	25.00000	Averaged
57 cis-1,3-Dichloropropene	0.39855	0.47563	0.47563	0.010	-19.34117	25.00000	Averaged
58 4-Methyl-2-Pentanone	1.60277	1.61464	1.61464	0.010	-0.74083	25.00000	Averaged
60 Toluene	5.60627	4.77467	4.77467	0.010	14.83334	20.00000	Averaged
61 trans-1,3-Dichloropropene	1.74011	1.76648	1.76648	0.010	-1.51556	25.00000	Averaged
63 1,3-Dichloropropane	1.85095	1.90588	1.90588	0.010	-2.96808	25.00000	Averaged
64 1,1,2-Trichloroethane	1.01440	0.96850	0.96850	0.010	4.52531	25.00000	Averaged
65 Tetrachloroethene	1.03973	0.91504	0.91504	0.010	11.99298	25.00000	Averaged
66 2-Hexanone	1.03703	1.23162	1.23162	0.010	-18.76369	25.00000	Averaged
67 Dibromochloromethane	1.00245	0.91539	0.91539	0.010	8.68493	25.00000	Averaged
68 1,2-Dibromoethane	1.02690	0.99995	0.99995	0.010	2.62389	25.00000	Averaged

TestAmerica Pittsburgh

CONTINUING CALIBRATION COMPOUNDS

Instrument ID: hp3.i
Lab File ID: CC30822K.D
Analysis Type: SOIL
Lab Sample ID: vstd40
Method: \\pitsvr06\d\chem\hp3.i\3082208d.b\8260bsoil.m

Injection Date: 22-AUG-2008 06:29
Init. Cal. Date(s): 28-JUN-2008 20-AUG-2008
Init. Cal. Times: 10:14 07:22
Quant Type: ISTD

COMPOUND	RRF / AMOUNT	RF40	CCAL RRF40	MIN RRF	%D / %DRIFT	MAX %D / %DRIFT	CURVE TYPE
70 Chlorobenzene	3.33870	3.15679	3.15679	0.300	5.44853	25.00000	Averaged
71 1,1,1,2-Tetrachloroethane	1.20896	1.00115	1.00115	0.010	17.18894	25.00000	Averaged
72 Ethylbenzene	1.94786	1.78863	1.78863	0.010	8.17448	20.00000	Averaged
73 m + p-Xylene	2.39520	2.22333	2.22333	0.010	7.17571	25.00000	Averaged
74 Xylene-o	2.51767	2.18289	2.18289	0.010	13.29736	25.00000	Averaged
76 Styrene	3.99137	3.79693	3.79693	0.010	4.87145	25.00000	Averaged
77 Bromoform	0.73290	0.67804	0.67804	0.100	7.48539	25.00000	Averaged
78 Isopropylbenzene	6.55213	5.75234	5.75234	0.010	12.20653	25.00000	Averaged
79 Bromobenzene	0.81219	0.91769	0.91769	0.010	-12.98995	25.00000	Averaged
81 n-Propylbenzene	1.00880	1.10517	1.10517	0.010	-9.55196	25.00000	Averaged
82 2-Chlorotoluene	0.83164	0.89333	0.89333	0.010	-7.41669	25.00000	Averaged
83 1,1,2,2-Tetrachloroethane	1.70570	1.57521	1.57521	0.300	7.65067	25.00000	Averaged
84 1,2,3-Trichloropropane	0.30187	0.34094	0.34094	0.010	-12.94586	25.00000	Averaged
85 4-Chlorotoluene	0.80999	0.86066	0.86066	0.010	-6.25642	25.00000	Averaged
86 1,3,5-Trimethylbenzene	3.09755	3.40177	3.40177	0.010	-9.82112	25.00000	Averaged
87 tert-Butylbenzene	2.58468	2.79744	2.79744	0.010	-8.23148	25.00000	Averaged
88 1,2,4-Trimethylbenzene	3.11718	3.36615	3.36615	0.010	-7.98692	25.00000	Averaged
89 sec-Butylbenzene	3.93224	4.37469	4.37469	0.010	-11.25190	25.00000	Averaged
90 4-Isopropyltoluene	3.38783	3.67854	3.67854	0.010	-8.58107	25.00000	Averaged
91 1,3-Dichlorobenzene	1.65704	1.74885	1.74885	0.010	-5.54056	25.00000	Averaged
93 1,4-Dichlorobenzene	1.69711	1.77194	1.77194	0.010	-4.40894	25.00000	Averaged
94 n-Butylbenzene	3.17525	3.42254	3.42254	0.010	-7.78806	25.00000	Averaged
95 1,2-Dichlorobenzene	1.61757	1.67476	1.67476	0.010	-3.53541	25.00000	Averaged
96 1,2-Dibromo-3-chloropropane	0.23667	0.21434	0.21434	0.010	9.43269	25.00000	Averaged
97 1,2,4-Trichlorobenzene	1.20775	1.19845	1.19845	0.010	0.76958	25.00000	Averaged
98 Hexachlorobutadiene	0.57741	0.58923	0.58923	0.010	-2.04672	25.00000	Averaged
99 Naphthalene	3.00914	3.40476	3.40476	0.010	-13.14732	25.00000	Averaged
100 1,2,3-Trichlorobenzene	1.05455	1.10714	1.10714	0.010	-4.98678	25.00000	Averaged
156 Methyl Acetate	0.29127	0.30822	0.30822	0.010	-5.82209	25.00000	Averaged
157 Cyclohexane	0.62477	0.64988	0.64988	0.010	-4.01799	25.00000	Averaged
158 Methyl Cyclohexane	0.61635	0.61747	0.61747	0.010	-0.18081	25.00000	Averaged
165 1,3,5-Trichlorobenzene	1.36889	1.42344	1.42344	0.010	-3.98495	50.00000	Averaged
M 75 Xylenes (total)	2.43602	2.20985	2.20985	0.010	9.28465	25.00000	Averaged

✓ ✓

5A

VOLATILE ORGANIC INSTRUMENT PERFORMANCE CHECK
BROMOFLUOROBENZENE (BFB)

Lab Name: TESTAMERICA PITTSBURGH Contract:

Lab Code: TA Case No.: SAS No.: SDG No.: C8H210225

Lab File ID: BF30825 BFB Injection Date: 08/25/08

Instrument ID: HP3 BFB Injection Time: 0445

GC Column: DB624 20M ID: 0.18 (mm) Heated Purge: (Y/N) Y

m/e	ION ABUNDANCE CRITERIA	% RELATIVE ABUNDANCE
50	15.0 - 40.0% of mass 95	19.6
75	30.0 - 60.0% of mass 95	49.6
95	Base Peak, 100% relative abundance	100.0
96	5.0 - 9.0% of mass 95	6.9
173	Less than 2.0% of mass 174	0.3 (0.4)1
174	50.0 - 100.0% of mass 95	73.0
175	5.0 - 9.0% of mass 174	5.4 (7.4)1
176	95.0 - 101.0% of mass 174	72.3 (99.1)1
177	5.0 - 9.0% of mass 176	4.5 (6.3)2

1-Value is % mass 174 2-Value is % mass 176

THIS CHECK APPLIES TO THE FOLLOWING SAMPLES, MS, MSD, BLANKS, AND STANDARDS:

	EPA SAMPLE NO.	LAB SAMPLE ID	LAB FILE ID	DATE ANALYZED	TIME ANALYZED
01	VSTD40	VSTD40	CC30825	08/25/08	0518
02	INTRA-LAB BL	KVPKE1AA	3082501	08/25/08	0604
03	INTRA-LAB CH	KVPKE1AC	3082504	08/25/08	0720
04	SB-9-0708	KVJL61A5	3082508	08/25/08	0910
05	SB-8-0708	KVJMC1A5	3082509	08/25/08	0935
06	SB-6-0708	KVJME1AH	3082510	08/25/08	1001
07					
08					
09					
10					
11					
12					
13					
14					
15					
16					
17					
18					
19					
20					
21					
22					

TestAmerica Pittsburgh

CONTINUING CALIBRATION COMPOUNDS

Instrument ID: hp3.i
Lab File ID: CC30825.D
Analysis Type: SOIL
Lab Sample ID: vstd40
Method: \\pitsvr06\d\chem\hp3.i\3082508d.b\8260bsoil.m

Injection Date: 25-AUG-2008 05:18
Init. Cal. Date(s): 28-JUN-2008 20-AUG-2008
Init. Cal. Times: 10:14 07:22
Quant Type: ISTD

COMPOUND	RRF / AMOUNT	RF40	CCAL RRF40	MIN RRF	%D / %DRIFT	MAX %D / %DRIFT	CURVE TYPE	
$ 39 Dibromofluoromethane	0.22840	0.23253	0.23253	0.010	-1.80633	25.00000	Averaged	
$ 43 1,2-Dichloroethane-d4	0.28403	0.32486	0.32486	0.010	-14.37670	25.00000	Averaged	
$ 59 Toluene-d8	4.52798	4.70691	4.70691	0.010	-3.95164	25.00000	Averaged	
$ 80 Bromofluorobenzene	1.77293	1.84488	1.84488	0.010	-4.05792	25.00000	Averaged	
1 Dichlorodifluoromethane	0.29973	0.19056	0.19056	0.010	36.42338	25.00000	Averaged	<-
2 Chloromethane	0.38365	0.34264	0.34264	0.100	10.69003	25.00000	Averaged	
3 Vinyl Chloride	0.44515	0.37170	0.37170	0.010	16.49905	20.00000	Averaged	
4 Bromomethane	0.10681	0.10300	0.10300	0.010	3.56438	25.00000	Averaged	
5 Chloroethane	0.13242	0.11891	0.11891	0.010	10.20380	25.00000	Averaged	
166 Trichlorofluoromethane	0.20850	0.20758	0.20758	0.010	0.44203	25.00000	Averaged	
10 1,1,2-trichloro-1,2,2-trifl	0.26180	0.22947	0.22947	0.010	12.35085	25.00000	Averaged	
12 1,1-Dichloroethene	0.26335	0.23230	0.23230	0.010	11.78944	20.00000	Averaged	
15 Carbon Disulfide	0.86492	0.71921	0.71921	0.010	16.84695	25.00000	Averaged	
13 Acetone	200	198	0.11886	0.010	0.99357	0.000e+000	Quadratic	
18 Methylene Chloride	200	181	0.28070	0.010	9.44608	0.000e+000	Quadratic	
19 trans-1,2-Dichloroethene	0.30055	0.26496	0.26496	0.010	11.84290	25.00000	Averaged	
20 Methyl tert-butyl ether	0.92487	0.86989	0.86989	0.010	5.94473	25.00000	Averaged	
24 1,1-Dichloroethane	0.55459	0.53264	0.53264	0.100	3.95873	25.00000	Averaged	
27 2,2-Dichloropropane	0.33248	0.27823	0.27823	0.010	16.31704	25.00000	Averaged	
28 cis-1,2-dichloroethene	0.31907	0.28759	0.28759	0.010	9.86432	25.00000	Averaged	
M 29 1,2-Dichloroethene (total)	0.30981	0.27628	0.27628	0.010	10.82405	25.00000	Averaged	
30 Bromochloromethane	0.13540	0.12030	0.12030	0.010	11.14698	25.00000	Averaged	
31 2-Butanone	0.16327	0.19165	0.19165	0.010	-17.38237	25.00000	Averaged	
37 Chloroform	0.48194	0.45233	0.45233	0.010	6.14343	20.00000	Averaged	
38 1,1,1-Trichloroethane	0.38568	0.35499	0.35499	0.010	7.95633	25.00000	Averaged	
40 1,1-Dichloropropene	0.40639	0.37118	0.37118	0.010	8.66320	25.00000	Averaged	
41 Carbon Tetrachloride	0.32805	0.29763	0.29763	0.010	9.27312	25.00000	Averaged	
42 Benzene	1.18949	1.16502	1.16502	0.010	2.05669	25.00000	Averaged	
45 1,2-Dichloroethane	0.36325	0.38319	0.38319	0.010	-5.48969	25.00000	Averaged	
47 Trichloroethene	0.27374	0.25967	0.25967	0.010	5.14147	25.00000	Averaged	
49 1,2-Dichloropropane	0.28621	0.31700	0.31700	0.010	-10.75633	20.00000	Averaged	
50 Dibromomethane	0.14881	0.15056	0.15056	0.010	-1.17115	25.00000	Averaged	
53 Bromodichloromethane	0.31497	0.33246	0.33246	0.010	-5.55108	25.00000	Averaged	
57 cis-1,3-Dichloropropene	0.39855	0.45076	0.45076	0.010	-13.09936	25.00000	Averaged	
58 4-Methyl-2-Pentanone	1.60277	1.79492	1.79492	0.010	-11.98845	25.00000	Averaged	
60 Toluene	5.60627	5.27079	5.27079	0.010	5.98394	20.00000	Averaged	
61 trans-1,3-Dichloropropene	1.74011	1.89701	1.89701	0.010	-9.01705	25.00000	Averaged	
63 1,3-Dichloropropane	1.85095	2.01908	2.01908	0.010	-9.08379	25.00000	Averaged	
64 1,1,2-Trichloroethane	1.01440	1.07814	1.07814	0.010	-6.28274	25.00000	Averaged	
65 Tetrachloroethene	1.03973	0.98589	0.98589	0.010	5.17844	25.00000	Averaged	
66 2-Hexanone	1.03703	1.31442	1.31442	0.010	-26.74831	25.00000	Averaged	<-
67 Dibromochloromethane	1.00245	0.99557	0.99557	0.010	0.68624	25.00000	Averaged	
68 1,2-Dibromoethane	1.02690	1.07193	1.07193	0.010	-4.38562	25.00000	Averaged	

TestAmerica Pittsburgh

CONTINUING CALIBRATION COMPOUNDS

Instrument ID: hp3.i
Lab File ID: CC30825.D
Analysis Type: SOIL
Lab Sample ID: vstd40
Method: \\pitsvr06\d\chem\hp3.i\3082508d.b\8260bsoil.m

Injection Date: 25-AUG-2008 05:18
Init. Cal. Date(s): 28-JUN-2008 20-AUG-2008
Init. Cal. Times: 10:14 07:22
Quant Type: ISTD

COMPOUND	RRF / AMOUNT	RF40	CCAL RRF40	MIN RRF	%D / %DRIFT	MAX %D / %DRIFT	CURVE TYPE
70 Chlorobenzene	3.33870	3.34240	3.34240	0.300	-0.11094	25.00000	Averaged
71 1,1,1,2-Tetrachloroethane	1.20896	1.11475	1.11475	0.010	7.79282	25.00000	Averaged
72 Ethylbenzene	1.94786	1.89522	1.89522	0.010	2.70253	20.00000	Averaged
73 m + p-Xylene	2.39520	2.35441	2.35441	0.010	1.70302	25.00000	Averaged
74 Xylene-o	2.51767	2.33291	2.33291	0.010	7.33836	25.00000	Averaged
76 Styrene	3.99137	3.98704	3.98704	0.010	0.10850	25.00000	Averaged
77 Bromoform	0.73290	0.70433	0.70433	0.100	3.89773	25.00000	Averaged
78 Isopropylbenzene	6.55213	6.18889	6.18889	0.010	5.54385	25.00000	Averaged
79 Bromobenzene	0.81219	0.90814	0.90814	0.010	-11.81319	25.00000	Averaged
81 n-Propylbenzene	1.00880	1.07443	1.07443	0.010	-6.50493	25.00000	Averaged
82 2-Chlorotoluene	0.83164	0.87296	0.87296	0.010	-4.96847	25.00000	Averaged
83 1,1,2,2-Tetrachloroethane	1.70570	1.68903	1.68903	0.300	0.97746	25.00000	Averaged
84 1,2,3-Trichloropropane	0.30187	0.33993	0.33993	0.010	-12.61052	25.00000	Averaged
85 4-Chlorotoluene	0.80999	0.86137	0.86137	0.010	-6.34431	25.00000	Averaged
86 1,3,5-Trimethylbenzene	3.09755	3.37373	3.37373	0.010	-8.91600	25.00000	Averaged
87 tert-Butylbenzene	2.58468	2.82091	2.82091	0.010	-9.13969	25.00000	Averaged
88 1,2,4-Trimethylbenzene	3.11718	3.37269	3.37269	0.010	-8.19693	25.00000	Averaged
89 sec-Butylbenzene	3.93224	4.27374	4.27374	0.010	-8.68470	25.00000	Averaged
90 4-Isopropyltoluene	3.38783	3.57410	3.57410	0.010	-5.49819	25.00000	Averaged
91 1,3-Dichlorobenzene	1.65704	1.73420	1.73420	0.010	-4.65651	25.00000	Averaged
93 1,4-Dichlorobenzene	1.69711	1.76605	1.76605	0.010	-4.06180	25.00000	Averaged
94 n-Butylbenzene	3.17525	3.29161	3.29161	0.010	-3.66458	25.00000	Averaged
95 1,2-Dichlorobenzene	1.61757	1.68013	1.68013	0.010	-3.86757	25.00000	Averaged
96 1,2-Dibromo-3-chloropropane	0.23667	0.21305	0.21305	0.010	9.97814	25.00000	Averaged
97 1,2,4-Trichlorobenzene	1.20775	1.23137	1.23137	0.010	-1.95551	25.00000	Averaged
98 Hexachlorobutadiene	0.57741	0.52760	0.52760	0.010	8.62593	25.00000	Averaged
99 Naphthalene	3.00914	3.18083	3.18083	0.010	-5.70566	25.00000	Averaged
100 1,2,3-Trichlorobenzene	1.05455	1.11955	1.11955	0.010	-6.16359	25.00000	Averaged
156 Methyl Acetate	0.29127	0.28172	0.28172	0.010	3.27866	25.00000	Averaged
157 Cyclohexane	0.62477	0.58885	0.58885	0.010	5.74936	25.00000	Averaged
158 Methyl Cyclohexane	0.61635	0.54298	0.54298	0.010	11.90383	25.00000	Averaged
165 1,3,5-Trichlorobenzene	1.36889	1.37408	1.37408	0.010	-0.37917	50.00000	Averaged
M 75 Xylenes (total)	2.43602	2.34724	2.34724	0.010	3.64443	25.00000	Averaged

SW846 8260B SURROGATE RECOVERY

Lab Name: TestAmerica Laboratories, Inc. Client: Tetra Tech NUS, Inc

Lab Code: TALPIT SDG No:

Lot #: C8H210225

Extraction: XXA15QK01

	CLIENT ID.	SRG01	SRG02	SRG03	SRG04	TOT OUT
01	SB-2-0910	102	93	89	93	00
02	SB-7-0506	98	95	91	93	00
03	SB-11-0708	102	94	91	93	00
04	SB-4-0607	100	94	89	93	00
05	SB-1-0506	100	95	91	94	00
06	SB-3-0607	102	94	91	94	00
07	SB-5-0708	100	95	90	93	00
08	SB-10-0607	103	96	92	92	00
09	SB-9-0708	99	95	90	92	00
10	SB-8-0506	102	93	93	95	00
11	SB-6-0708	100	93	90	93	00
12	INTRA-LAB QC	98	95	90	96	00
13	INTRA-LAB QC	96	96	85	91	00
14	METHOD BLK. KVK7D1AA	99	91	93	91	00
15	METHOD BLK. KVPKE1AA	100	89	92	89	00
16	LCS KVK7D1AC	94	85	84	85	00
17	LCS KVPKE1AC	93	82	81	82	00
18	LAB MS/MSD D	95	88	88	87	00
19	LAB MS/MSD D	96	87	87	88	00
20	LAB MS/MSD S	94	86	84	85	00
21	LAB MS/MSD S	94	86	84	88	00

SURROGATES		QC LIMITS
SRG01	= 1,2-Dichloroethane-d4	(52-124)
SRG02	= Toluene-d8	(72-127)
SRG03	= 4-Bromofluorobenzene	(63-120)
SRG04	= Dibromofluoromethane	(68-121)

\# Column to be used to flag recovery values
* Values outside of required QC Limits
D System monitoring Compound diluted out

FORM II

SW846 8260B CHECK SAMPLE RECOVERY / LCS

Lab Name: TestAmerica Laboratories, Inc. Client: Tetra Tech NUS, Inc

Lab Code: TALPIT SDG No:

Lot #: C8H220000 WO #: KVK7D1AC

BATCH: 8235074

COMPOUND	SPIKE ADDED (ug/kg)	SAMPLE CONCENT. (ug/kg)	% REC	QC LIMITS REC	QUAL
1,1-Dichloroethene	40.0	37.3	93	59- 129	
Trichloroethene	40.0	39.1	98	76- 119	
Benzene	40.0	39.8	100	77- 120	
Toluene	40.0	36.5	91	78- 124	
Chlorobenzene	40.0	38.9	97	79- 120	

✓

NOTES(S):

* Values outside of QC limits

Spike Recovery: 0 out of 5 outside limits

COMMENTS:

FORM III

SW846 8260B CHECK SAMPLE RECOVERY / LCS

Lab Name: TestAmerica Laboratories, Inc. Client: Tetra Tech NUS, Inc

Lab Code: TALPIT SDG No:

Lot #: C8H250000 WO #: KVPKE1AC

BATCH: 8238062

COMPOUND	SPIKE ADDED (ug/kg)	SAMPLE CONCENT. (ug/kg)	% REC	QC LIMITS REC	QUAL
1,1-Dichloroethene	40.0	33.2	83	59- 129	
Trichloroethene	40.0	36.8	92	76- 119	
Benzene	40.0	36.9	92	77- 120	
Toluene	40.0	35.0	87	78- 124	
Chlorobenzene	40.0	37.5	94	79- 120	

√

NOTES(S):

* Values outside of QC limits

Spike Recovery: 0 out of 5 outside limits

COMMENTS:

FORM III

SW846 8260B MATRIX SPIKE/MATRIX SPIKE DUPLICATE RECOVERY

Lab Name: TestAmerica Laboratories, Inc. Client: Tetra Tech NUS, Inc

Lab Code: TALPIT SDG No:

Matrix Spike ID: LAB MS/MSD Level: (low/med) LOW

Lot #: C8H210341 WO #: KVKQ31CJ
BATCH: 8235074

COMPOUND	SPIKE ADDED (ug/kg)	SAMPLE CONCENT. (ug/kg)	MS CONCENT. (ug/kg)	MS % REC	LIMITS REC	QUAL
1,1-Dichloroethene	68.0	ND	62.2	91	46 - 143	
Trichloroethene	68.0	ND	67.1	99	46 - 141	
Benzene	68.0	ND	68.1	100	49 - 141	
Toluene	68.0	ND	63.8	94	32 - 161	
Chlorobenzene	68.0	ND	67.7	100	47 - 146	

NOTES(S):

Results and reporting limits have been adjusted for dry weight.

Column to be used to flag recovery and RPD values with an asterisk
Values outside of QC limits

RPD: 0 out of 0 outside limits
Spike Recovery: 0 out of 5 outside limits

COMMENTS:

FORM III

SW846 8260B MATRIX SPIKE/MATRIX SPIKE DUPLICATE RECOVERY

Lab Name: TestAmerica Laboratories, Inc. Client: Tetra Tech NUS, Inc

Lab Code: TALPIT SDG No:

Matrix Spike ID: LAB MS/MSD Level: (low/med) LOW

Lot #: C8H210341 WO #: KVKQ31CK
BATCH: 8235074

COMPOUND	SPIKE ADDED (ug/kg)	MSD CONCENT. (ug/kg)	MSD % REC	% RPD	QC LIMITS RPD	QC LIMITS REC	QUAL
1,1-Dichloroethene	68.0	65.2	96	4.8	36	46 - 143	
Trichloroethene	68.0	67.1	99	0.020	35	46 - 141	
Benzene	68.0	68.4	101	0.44	38	49 - 141	
Toluene	68.0	64.0	94	0.37	54	32 - 161	
Chlorobenzene	68.0	68.8	101	1.6	32	47 - 146	

NOTES(S):

Results and reporting limits have been adjusted for dry weight.

Column to be used to flag recovery and RPD values with an asterisk
Values outside of QC limits

RPD: 0 out of 5 outside limits
Spike Recovery: 0 out of 5 outside limits

COMMENTS:

FORM III

SW846 8260B MATRIX SPIKE/MATRIX SPIKE DUPLICATE RECOVERY

Lab Name: TestAmerica Laboratories, Inc. Client: Tetra Tech NUS, Inc

Lab Code: TALPIT SDG No:

Matrix Spike ID: LAB MS/MSD Level: (low/med) LOW

Lot #: C8H230201 WO #: KVPD41AM
BATCH: 8238062

COMPOUND	SPIKE ADDED (ug/kg)	SAMPLE CONCENT. (ug/kg)	MS CONCENT. (ug/kg)	MS % REC	LIMITS REC	QUAL
1,1-Dichloroethene	80.0	ND	72.5	91	46- 143	
Trichloroethene	80.0	ND	76.9	96	46- 141	
Benzene	80.0	ND	78.1	98	49- 141	
Toluene	80.0	ND	73.8	92	32- 161	
Chlorobenzene	80.0	ND	79.4	99	47- 146	

V

NOTES(S):

Results and reporting limits have been adjusted for dry weight.

Column to be used to flag recovery and RPD values with an asterisk
' Values outside of QC limits

RPD: 0 out of 0 outside limits
Spike Recovery: 0 out of 5 outside limits

COMMENTS:

FORM III

SW846 8260B MATRIX SPIKE/MATRIX SPIKE DUPLICATE RECOVERY

Lab Name: TestAmerica Laboratories, Inc. Client: Tetra Tech NUS, Inc

Lab Code: TALPIT SDG No:

Matrix Spike ID: LAB MS/MSD Level: (low/med) LOW

Lot #: C8H230201 WO #: KVPD41AN
BATCH: 8238062

COMPOUND	SPIKE ADDED (ug/kg)	MSD CONCENT. (ug/kg)	MSD % REC	% RPD	QC LIMITS RPD	QC LIMITS REC	QUAL
1,1-Dichloroethene	80.0	75.7	95	4.3	36	46 - 143	
Trichloroethene	80.0	81.1	101	5.3	35	46 - 141	
Benzene	80.0	80.8	101	3.4	38	49 - 141	
Toluene	80.0	75.8	95	2.7	54	32 - 161	
Chlorobenzene	80.0	81.9	102	3.1	32	47 - 146	

NOTES(S):

Results and reporting limits have been adjusted for dry weight.

Column to be used to flag recovery and RPD values with an asterisk
* Values outside of QC limits

RPD: 0 out of 5 outside limits
Spike Recovery: 0 out of 5 outside limits

COMMENTS:

FORM III

SW846 8260B METHOD BLANK SUMMARY

BLANK WORKORDER NO.: KVK7D1AA

Lab Name: TestAmerica Laboratories, Inc.

Lab Code: TALPIT

SDG Number:

Lab File ID: 3082201.D

Lot Number: C8H210225

Date Analyzed: 08/22/08

Time Analyzed: 07:08

Matrix: SOLID

Date Extracted:08/22/08

GC Column: RTX-624 ID: .18

Extraction Method: 5030B/8260B

Instrument ID: HP3

Level:(low/med) LOW

THIS METHOD BLANK APPLIES TO THE FOLLOWING SAMPLES, LCS, LCSD, MS , MSD:

	CLIENT ID.	SAMPLE WORK ORDER #	LAB FILE ID	DATE ANALYZED	TIME ANALYZED
01	SB-2-0910	KVJKM1A6	3082209.D	08/22/08	10:33
02	SB-7-0506	KVJLJ1AH	3082211.D	08/22/08	11:24
03	SB-11-0708	KVJLP1A5	3082213.D	08/22/08	12:14
04	SB-4-0607	KVJLR1AG	3082216.D	08/22/08	13:28
05	SB-1-0506	KVJLV1AN	3082218.D	08/22/08	14:17
06	SB-3-0607	KVJLX1A6	3082220.D	08/22/08	15:07
07	SB-5-0708	KVJL01AH	3082222.D	08/22/08	15:56
08	SB-10-0607	KVJL41A5	3082224.D	08/22/08	16:47
09	INTRA-LAB QC	KVKQ31CH	3082202.D	08/22/08	07:35
10	LAB MS/MSD	KVKQ31CJ S	3082205.D	08/22/08	08:52
11	LAB MS/MSD	KVKQ31CK D	3082206.D	08/22/08	09:17
12	CHECK SAMPLE	KVK7D1AC C	3082204.D	08/22/08	08:26
13					
14					
15					
16					
17					
18					
19					
20					
21					
22					
23					
24					
25					
26					
27					
28					
29					
30					

COMMENTS:

FORM IV

METHOD BLANK REPORT

GC/MS Volatiles

Client Lot #...: C8H210225
MB Lot-Sample #: C8H220000-074
Work Order #...: KVK7D1AA
Matrix.....: SOLID

Prep Date.....: 08/22/08
Analysis Time..: 07:08
Analysis Date..: 08/22/08
Prep Batch #...: 8235074
Final Wgt/Vol..: 5 mL
Dilution Factor: 1
Initial Wgt/Vol: 5 g
Instrument ID..: HP3
Analyst ID.....: 010099

PARAMETER	RESULT	REPORTING LIMIT	UNITS	METHOD
Acetone	ND	20	ug/kg	SW846 8260B
Benzene	ND	5.0	ug/kg	SW846 8260B
Bromodichloromethane	ND	5.0	ug/kg	SW846 8260B
Bromoform	ND	5.0	ug/kg	SW846 8260B
Bromomethane	ND	5.0	ug/kg	SW846 8260B
2-Butanone	ND	5.0	ug/kg	SW846 8260B
Carbon disulfide	ND	5.0	ug/kg	SW846 8260B
Carbon tetrachloride	ND	5.0	ug/kg	SW846 8260B
Chlorobenzene	ND	5.0	ug/kg	SW846 8260B
Chloroethane	ND	5.0	ug/kg	SW846 8260B
Chloroform	ND	5.0	ug/kg	SW846 8260B
Chloromethane	ND	5.0	ug/kg	SW846 8260B
Cyclohexane	ND	5.0	ug/kg	SW846 8260B
Dibromochloromethane	ND	5.0	ug/kg	SW846 8260B
1,2-Dibromo-3-chloro-propane	ND	5.0	ug/kg	SW846 8260B
1,2-Dibromoethane	ND	5.0	ug/kg	SW846 8260B
1,3-Dichlorobenzene	ND	5.0	ug/kg	SW846 8260B
1,4-Dichlorobenzene	ND	5.0	ug/kg	SW846 8260B
1,2-Dichlorobenzene	ND	5.0	ug/kg	SW846 8260B
Dichlorodifluoromethane	ND	5.0	ug/kg	SW846 8260B
1,1-Dichloroethane	ND	5.0	ug/kg	SW846 8260B
1,2-Dichloroethane	ND	5.0	ug/kg	SW846 8260B
1,1-Dichloroethene	ND	5.0	ug/kg	SW846 8260B
cis-1,2-Dichloroethene	ND	5.0	ug/kg	SW846 8260B
trans-1,2-Dichloroethene	ND	5.0	ug/kg	SW846 8260B
1,2-Dichloropropane	ND	5.0	ug/kg	SW846 8260B
cis-1,3-Dichloropropene	ND	5.0	ug/kg	SW846 8260B
trans-1,3-Dichloropropene	ND	5.0	ug/kg	SW846 8260B
Ethylbenzene	ND	5.0	ug/kg	SW846 8260B
2-Hexanone	ND	5.0	ug/kg	SW846 8260B
Isopropylbenzene	ND	5.0	ug/kg	SW846 8260B
Methyl acetate	ND	5.0	ug/kg	SW846 8260B
Methylene chloride	ND	5.0	ug/kg	SW846 8260B
Methylcyclohexane	ND	5.0	ug/kg	SW846 8260B
4-Methyl-2-pentanone	ND	5.0	ug/kg	SW846 8260B
Methyl tert-butyl ether	ND	5.0	ug/kg	SW846 8260B
Styrene	ND	5.0	ug/kg	SW846 8260B
1,1,2,2-Tetrachloroethane	ND	5.0	ug/kg	SW846 8260B
1,2,4-Trichloro-benzene	ND	5.0	ug/kg	SW846 8260B

(Continued on next page)

METHOD BLANK REPORT

GC/MS Volatiles

Client Lot #...: C8H210225 **Work Order #...:** KVK7D1AA **Matrix.....:** SOLID

PARAMETER	RESULT	REPORTING LIMIT	UNITS	METHOD
Tetrachloroethene	ND	5.0	ug/kg	SW846 8260B
1,1,1-Trichloroethane	ND	5.0	ug/kg	SW846 8260B
1,1,2-Trichloroethane	ND	5.0	ug/kg	SW846 8260B
Trichloroethene	ND	5.0	ug/kg	SW846 8260B
Trichlorofluoromethane	ND	5.0	ug/kg	SW846 8260B
1,1,2-Trichloro-1,2,2-trifluoroethane	ND	5.0	ug/kg	SW846 8260B
Vinyl chloride	ND	5.0	ug/kg	SW846 8260B
Xylenes (total)	ND	15	ug/kg	SW846 8260B
Toluene	ND	5.0	ug/kg	SW846 8260B

SURROGATE	PERCENT RECOVERY	RECOVERY LIMITS
1,2-Dichloroethane-d4	99	(52 - 124)
Toluene-d8	91	(72 - 127)
4-Bromofluorobenzene	93	(63 - 120)
Dibromofluoromethane	91	(68 - 121)

NOTE(S):

Calculations are performed before rounding to avoid round-off errors in calculated results.

SW846 8260B METHOD BLANK SUMMARY

BLANK WORKORDER NO.: KVPKE1AA

Lab Name: TestAmerica Laboratories, Inc.

Lab Code: TALPIT

SDG Number:

Lab File ID: 3082501.D

Lot Number: C8H210225

Date Analyzed: 08/25/08

Time Analyzed: 06:04

Matrix: SOLID

Date Extracted: 08/25/08

GC Column: RTX-624 ID: .18

Extraction Method: 5030B/8260B

Instrument ID: HP3

Level: (low/med) LOW

THIS METHOD BLANK APPLIES TO THE FOLLOWING SAMPLES, LCS, LCSD, MS , MSD:

	CLIENT ID.	SAMPLE WORK ORDER #	LAB FILE ID	DATE ANALYZED	TIME ANALYZED
01	SB-9-0708	KVJL61A5	3082508.D	08/25/08	09:10
02	SB-8-0506	KVJMC1A5	3082509.D	08/25/08	09:35
03	SB-6-0708	KVJME1AH	3082510.D	08/25/08	10:01
04	INTRA-LAB QC	KVPD41AL	3082502.D	08/25/08	06:29
05	LAB MS/MSD	KVPD41AM S	3082505.D	08/25/08	07:48
06	LAB MS/MSD	KVPD41AN D	3082506.D	08/25/08	08:13
07	CHECK SAMPLE	KVPKE1AC C	3082504.D	08/25/08	07:20
08					
09					
10					
11					
12					
13					
14					
15					
16					
17					
18					
19					
20					
21					
22					
23					
24					
25					
26					
27					
28					
29					
30					

COMMENTS:

FORM IV

METHOD BLANK REPORT

GC/MS Volatiles

Client Lot #...: C8H210225
MB Lot-Sample #: C8H250000-062
Work Order #...: KVPKE1AA
Matrix.....: SOLID

Analysis Date..: 08/25/08
Dilution Factor: 1
Prep Date.....: 08/25/08
Prep Batch #...: 8238062
Initial Wgt/Vol: 5 g
Analyst ID.....: 010099
Analysis Time..: 06:04
Final Wgt/Vol..: 5 mL
Instrument ID..: HP3

PARAMETER	RESULT	REPORTING LIMIT	UNITS	METHOD
Acetone	ND	20	ug/kg	SW846 8260B
Benzene	ND	5.0	ug/kg	SW846 8260B
Bromodichloromethane	ND	5.0	ug/kg	SW846 8260B
Bromoform	ND	5.0	ug/kg	SW846 8260B
Bromomethane	ND	5.0	ug/kg	SW846 8260B
2-Butanone	ND	5.0	ug/kg	SW846 8260B
Carbon disulfide	ND	5.0	ug/kg	SW846 8260B
Carbon tetrachloride	ND	5.0	ug/kg	SW846 8260B
Chlorobenzene	ND	5.0	ug/kg	SW846 8260B
Chloroethane	ND	5.0	ug/kg	SW846 8260B
Chloroform	ND	5.0	ug/kg	SW846 8260B
Chloromethane	ND	5.0	ug/kg	SW846 8260B
Cyclohexane	ND	5.0	ug/kg	SW846 8260B
Dibromochloromethane	ND	5.0	ug/kg	SW846 8260B
1,2-Dibromo-3-chloro-propane	ND	5.0	ug/kg	SW846 8260B
1,2-Dibromoethane	ND	5.0	ug/kg	SW846 8260B
1,3-Dichlorobenzene	ND	5.0	ug/kg	SW846 8260B
1,4-Dichlorobenzene	ND	5.0	ug/kg	SW846 8260B
1,2-Dichlorobenzene	ND	5.0	ug/kg	SW846 8260B
Dichlorodifluoromethane	ND	5.0	ug/kg	SW846 8260B
1,1-Dichloroethane	ND	5.0	ug/kg	SW846 8260B
1,2-Dichloroethane	ND	5.0	ug/kg	SW846 8260B
1,1-Dichloroethene	ND	5.0	ug/kg	SW846 8260B
cis-1,2-Dichloroethene	ND	5.0	ug/kg	SW846 8260B
trans-1,2-Dichloroethene	ND	5.0	ug/kg	SW846 8260B
1,2-Dichloropropane	ND	5.0	ug/kg	SW846 8260B
cis-1,3-Dichloropropene	ND	5.0	ug/kg	SW846 8260B
trans-1,3-Dichloropropene	ND	5.0	ug/kg	SW846 8260B
Ethylbenzene	ND	5.0	ug/kg	SW846 8260B
2-Hexanone	ND	5.0	ug/kg	SW846 8260B
Isopropylbenzene	ND	5.0	ug/kg	SW846 8260B
Methyl acetate	ND	5.0	ug/kg	SW846 8260B
Methylene chloride	ND	5.0	ug/kg	SW846 8260B
Methylcyclohexane	ND	5.0	ug/kg	SW846 8260B
4-Methyl-2-pentanone	ND	5.0	ug/kg	SW846 8260B
Methyl tert-butyl ether	ND	5.0	ug/kg	SW846 8260B
Styrene	ND	5.0	ug/kg	SW846 8260B
1,1,2,2-Tetrachloroethane	ND	5.0	ug/kg	SW846 8260B
1,2,4-Trichloro-benzene	ND	5.0	ug/kg	SW846 8260B

(Continued on next page)

METHOD BLANK REPORT

GC/MS Volatiles

Client Lot #...: C8H210225 **Work Order #...:** KVPKE1AA **Matrix.....:** SOLID

PARAMETER	RESULT	REPORTING LIMIT	UNITS	METHOD
Tetrachloroethene	ND	5.0	ug/kg	SW846 8260B
1,1,1-Trichloroethane	ND	5.0	ug/kg	SW846 8260B
1,1,2-Trichloroethane	ND	5.0	ug/kg	SW846 8260B
Trichloroethene	ND	5.0	ug/kg	SW846 8260B
Trichlorofluoromethane	ND	5.0	ug/kg	SW846 8260B
1,1,2-Trichloro-1,2,2-trifluoroethane	ND	5.0	ug/kg	SW846 8260B
Vinyl chloride	ND	5.0	ug/kg	SW846 8260B
Xylenes (total)	ND	15	ug/kg	SW846 8260B
Toluene	ND	5.0	ug/kg	SW846 8260B

SURROGATE	PERCENT RECOVERY	RECOVERY LIMITS
1,2-Dichloroethane-d4	100	(52 - 124)
Toluene-d8	89	(72 - 127)
4-Bromofluorobenzene	92	(63 - 120)
Dibromofluoromethane	89	(68 - 121)

NOTE(S):

Calculations are performed before rounding to avoid round-off errors in calculated results.

8A

VOLATILE INTERNAL STANDARD AREA AND RT SUMMARY

Lab Name: TESTAMERICA PITTSBURGH Contract:

Lab Code: TA Case No.: SAS No.: SDG No.: C8H210225

Lab File ID (Standard): CC30822K Date Analyzed: 08/22/08

Instrument ID: HP3 Time Analyzed: 0629

GC Column: DB 624 ID: 0.18 (mm) Heated Purge: (Y/N) Y

		IS1 AREA #	RT #	IS2 (CBZ) AREA #	RT #	IS3 (DCB) AREA #	RT #
	12 HOUR STD	269909	7.41	70586	10.49	101875	12.81
	UPPER LIMIT	539818	7.61	141172	10.69	203750	13.01
	LOWER LIMIT	134955	7.21	35293	10.29	50938	12.61
	EPA SAMPLE NO.						
01	INTRA-LAB BL	347754	7.42	77522	10.49	130199	12.81
02	INTRA-LAB CH	336373	7.41	78071	10.49	122411	12.81
03	SB-2-0910	308436	7.41	68244	10.49	105683	12.81
04	SB-7-0506	298926	7.41	66415	10.49	104581	12.81
05	SB-11-0708	301973	7.41	66387	10.49	104292	12.81
06	SB-4-0607	302118	7.41	66445	10.49	101300	12.81
07	SB-1-0506	289405	7.41	63411	10.49	98812	12.81
08	SB-3-0607	296407	7.41	65397	10.49	102592	12.81
09	SB-5-0708	276476	7.41	60585	10.49	96733	12.81
10	SB-10-0607	288755	7.41	63589	10.49	100986	12.81
11							
12							
13							
14							
15							
16							
17							
18							
19							
20							
21							
22							

IS1 = Fluorobenzene
IS2 (CBZ) = Chlorobenzene-d5
IS3 (DCB) = 1,4-Dichlorobenzene-d4

AREA UPPER LIMIT = +100% of internal standard area
AREA LOWER LIMIT = - 50% of internal standard area
RT UPPER LIMIT = + 0.20 minutes of internal standard RT
RT LOWER LIMIT = - 0.20 minutes of internal standard RT

Column used to flag values outside QC limits with an asterisk.
* Values outside of QC limits.

8A

VOLATILE INTERNAL STANDARD AREA AND RT SUMMARY

Lab Name: TESTAMERICA PITTSBURGH Contract:

Lab Code: TA Case No.: SAS No.: SDG No.: C8H210225

Lab File ID (Standard): CC30825 Date Analyzed: 08/25/08

Instrument ID: HP3 Time Analyzed: 0518

GC Column: DB 624 ID: 0.18 (mm) Heated Purge: (Y/N) Y

	EPA SAMPLE NO.	IS1 AREA #	IS1 RT #	IS2 (CBZ) AREA #	IS2 (CBZ) RT #	IS3 (DCB) AREA #	IS3 (DCB) RT #
	12 HOUR STD	304397	7.41	68281	10.49	106124	12.81
	UPPER LIMIT	608794	7.61	136562	10.69	212248	13.01
	LOWER LIMIT	152199	7.21	34141	10.29	53062	12.61
01	INTRA-LAB BL	352882	7.42	78814	10.49	135319	12.81
02	INTRA-LAB CH	337386	7.40	77535	10.49	119323	12.81
03	SB-9-0708	307709	7.41	65952	10.49	102977	12.81
04	SB-8-0708	301696	7.41	65599	10.49	107658	12.81
05	SB-6-0708	301465	7.41	68149	10.49	107026	12.81
06							
07							
08							
09							
10							
11							
12							
13							
14							
15							
16							
17							
18							
19							
20							
21							
22							

IS1 = Fluorobenzene
IS2 (CBZ) = Chlorobenzene-d5
IS3 (DCB) = 1,4-Dichlorobenzene-d4

AREA UPPER LIMIT = +100% of internal standard area
AREA LOWER LIMIT = - 50% of internal standard area
RT UPPER LIMIT = + 0.20 minutes of internal standard RT
RT LOWER LIMIT = - 0.20 minutes of internal standard RT

Column used to flag values outside QC limits with an asterisk.
* Values outside of QC limits.

5B

SEMIVOLATILE ORGANIC GC/MS TUNING AND MASS CALIBRATION - DECAFLUOROTRIPHENYLPHOSPHINE (DFTPP)

SVOC

Lab Name: TESTAMERICA PITTSBURGH Contract:

Lab Code: TA Case No.: SAS No.: SDG No.: —

Lab File ID: N0723DF1 DFTPP Injection Date: 07/23/08

Instrument ID: 733 DFTPP Injection Time: 0215

m/e	ION ABUNDANCE CRITERIA	% RELATIVE ABUNDANCE
51	30.0 - 60.0% of mass 198	42.2
68	Less than 2.0% of mass 69	0.8 (1.7)1
69	Mass 69 relative abundance	44.6
70	Less than 2.0% of mass 69	0.0 (0.1)1
127	40.0 - 60.0% of mass 198	49.2
197	Less than 1.0% of mass 198	0.0
198	Base Peak, 100% relative abundance	100.0
199	5.0 - 9.0% of mass 198	7.1
275	10.0 - 30.0% of mass 198	23.4
365	Greater than 1.0% of mass 198	3.1
441	Present, but less than mass 443	8.4
442	Greater than 40.0% of mass 198	53.4
443	17.0 - 23.0% of mass 442	11.8 (22.2)2

1-Value is % of mass 69 2-Value is % of mass 442

THIS TUNE APPLIES TO THE FOLLOWING SAMPLES, MS, MSD, BLANKS, AND STANDARDS:

	EPA SAMPLE NO.	LAB SAMPLE ID	LAB FILE ID	DATE ANALYZED	TIME ANALYZED
01	SSTD0.4	SSTD4.0	N0723IC1	07/23/08	0229
02	SSTD2.0	SSTD2.0	N0723IC2	07/23/08	0248
03	SSTD4.0	SSTD4.0	N0723IC3	07/23/08	0308
04	SSTD10	SSTD10	N0723IC4	07/23/08	0328
05	SSTD20	SSTD20	N0723IC5	07/23/08	0348
06	SSTD40	SSTD40	N0723IC6	07/23/08	0408
07	SSTD80	SSTD80	N0723IC7	07/23/08	0428
08					
09					
10					
11					
12					
13					
14					
15					
16					
17					
18					
19					
20					
21					
22					

TestAmerica Pittsburgh

INITIAL CALIBRATION DATA

Start Cal Date : 23-JUL-2008 02:29
End Cal Date : 23-JUL-2008 04:28
Quant Method : ISTD
Origin : Included
Target Version : 4.14
Integrator : HP RTE
Method file : \\PITSVR06\D\chem\733.i\N072308.b\827011.m
Last Edit : 23-Jul-2008 04:43 piccolinov

Calibration File Names:
Level 1: \\PITSVR06\D\chem\733.i\N072308.b\N0723IC1.D
Level 2: \\PITSVR06\D\chem\733.i\N072308.b\N0723IC2.D
Level 3: \\PITSVR06\D\chem\733.i\N072308.b\N0723IC3.D
Level 4: \\PITSVR06\D\chem\733.i\N072308.b\N0723IC4.D
Level 5: \\PITSVR06\D\chem\733.i\N072308.b\N0723IC5.D
Level 6: \\PITSVR06\D\chem\733.i\N072308.b\N0723IC6.D
Level 7: \\PITSVR06\D\chem\733.i\N072308.b\N0723IC7.D

Compound	0.4000000 Level 1	2.0000 Level 2	4.0000 Level 3	10.0000 Level 4	20.0000 Level 5	40.0000 Level 6	Curve	Coefficients b	m1	m2	%RSD or R^2	
	80.0000 Level 7											
198 1,4-Dioxane	0.34822	0.40856	0.37269	0.37517	0.38971	0.37898						
	0.36631						AVRG		0.37709		4.99165	
226 n-Decane	+++++	+++++	+++++	+++++	+++++	+++++						
	+++++						AVRG		0.000e+000		0.000e+000	<-
227 n-Octadecane	+++++	+++++	+++++	+++++	+++++	+++++						
	+++++						AVRG		0.000e+000		0.000e+000	<-
7 N-Nitrosomorpholine	+++++	+++++	+++++	+++++	+++++	+++++						
	+++++						AVRG		0.000e+000		0.000e+000	<-

Report Date : 23-Jul-2008 22:01

TestAmerica Pittsburgh

INITIAL CALIBRATION DATA

Start Cal Date : 23-JUL-2008 02:29
End Cal Date : 23-JUL-2008 04:28
Quant Method : ISTD
Origin : Included
Target Version : 4.14
Integrator : HP RTE
Method file : \\PITSVR06\D\chem\733.i\N072308.b\827011.m
Last Edit : 23-Jul-2008 04:43 piccolinov

Compound	0.4000000 Level 1 / 80.0000 Level 7	2.0000 Level 2	4.0000 Level 3	10.0000 Level 4	20.0000 Level 5	40.0000 Level 6	Curve	Coefficients b	Coefficients m1	Coefficients m2	%RSD or R^2	
8 Ethyl methanesulfonate	+++++ / +++++	+++++	+++++	+++++	+++++	+++++	AVRG		0.000e+000		0.000e+000	<-
9 Pyridine	0.87055 / 1.11616	1.25791	1.14472	1.19416	1.12221	1.10324	AVRG		1.11556		10.82621	
199 Thionazin	+++++ / +++++	+++++	+++++	+++++	+++++	+++++	AVRG		0.000e+000		0.000e+000	<-
200 Sulfotepp	+++++ / +++++	+++++	+++++	+++++	+++++	+++++	AVRG		0.000e+000		0.000e+000	<-
10 N-Nitrosodimethylamine	0.55352 / 0.51882	0.53233	0.52806	0.55217	0.54182	0.52037	AVRG		0.53530		2.65790	
11 Ethyl methacrylate	+++++ / +++++	+++++	+++++	+++++	+++++	+++++	AVRG		0.000e+000		0.000e+000	<-
12 3-Chloropropionitrile	+++++ / +++++	+++++	+++++	+++++	+++++	+++++	AVRG		0.000e+000		0.000e+000	<-

Report Date : 23-Jul-2008 22:01

TestAmerica Pittsburgh

INITIAL CALIBRATION DATA

Start Cal Date : 23-JUL-2008 02:29
End Cal Date : 23-JUL-2008 04:28
Quant Method : ISTD
Origin : Included
Target Version : 4.14
Integrator : HP RTE
Method file : \\PITSVR06\D\chem\733.i\N072308.b\827011.m
Last Edit : 23-Jul-2008 04:43 piccolinov

Compound	0.4000000 Level 1	2.0000 Level 2	4.0000 Level 3	10.0000 Level 4	20.0000 Level 5	40.0000 Level 6	Curve	Coefficients b	m1	m2	%RSD or R^2	
	80.0000 Level 7											
13 Malononitrile	***** *****	*****	*****	*****	*****	*****	AVRG		0.000e+000		0.000e+000	<-
14 2-Picoline	***** *****	*****	*****	*****	*****	*****	AVRG		0.000e+000		0.000e+000	<-
15 N-Nitrosomethylethylamine	***** *****	*****	*****	*****	*****	*****	AVRG		0.000e+000		0.000e+000	<-
16 Methyl methanesulfonate	0.82863 0.63681	0.73236	0.68074	0.69575	0.67582	0.64388	AVRG		0.69914		9.36183	
18 1,3-Dichloro-2-propanol	***** *****	*****	*****	*****	*****	*****	AVRG		0.000e+000		0.000e+000	<-
19 N-Nitrosodiethylamine	***** *****	*****	*****	*****	*****	*****	AVRG		0.000e+000		0.000e+000	<-
21 Aniline	1.98201 1.95245	1.93356	1.90325	2.06948	2.05056	1.92859	AVRG		1.97427		3.21729	

Report Date : 23-Jul-2008 22:01

TestAmerica Pittsburgh

INITIAL CALIBRATION DATA

Start Cal Date : 23-JUL-2008 02:29
End Cal Date : 23-JUL-2008 04:28
Quant Method : ISTD
Origin : Included
Target Version : 4.14
Integrator : HP RTE
Method file : \\PITSVR06\D\chem\733.i\N072308.b\827011.m
Last Edit : 23-Jul-2008 04:43 piccolinov

Compound	0.4000000 Level 1	2.0000 Level 2	4.0000 Level 3	10.0000 Level 4	20.0000 Level 5	40.0000 Level 6	Curve	Coefficients b	m1	m2	%RSD or R^2	
	80.0000 Level 7											
206 Benzaldehyde	11027	49070	34329	231131	480933	656038	QUAD	0.16956	0.52714	0.19821	0.99573	
	+++++											
22 Phenol	1.73046	1.70316	1.76109	1.82076	1.75964	1.69165	AVRG		1.74429		2.45693	
	1.74327											
23 bis(2-Chloroethyl)ether	1.16573	1.20313	1.13471	1.13846	1.10900	1.05189	AVRG		1.13622		4.16162	
	1.15063											
24 2-Chlorophenol	1.53543	1.46397	1.41601	1.47017	1.43420	1.37157	AVRG		1.44213		3.71033	
	1.40358											
25 Pentachloroethane	+++++	+++++	+++++	+++++	+++++	+++++	AVRG		0.000e+000		0.000e+000	<-
	+++++											
26 1,3-Dichlorobenzene	1.65716	1.75767	1.61804	1.72163	1.62353	1.58947	AVRG		1.66532		3.64413	
	1.68972											
27 1,4-Dichlorobenzene	1.83042	1.69176	1.72223	1.70517	1.65113	1.61375	AVRG		1.70760		4.03772	
	1.73876											

TestAmerica Pittsburgh

INITIAL CALIBRATION DATA

Start Cal Date : 23-JUL-2008 02:29
End Cal Date : 23-JUL-2008 04:28
Quant Method : ISTD
Origin : Included
Target Version : 4.14
Integrator : HP RTE
Method file : \\PITSVR06\D\chem\733.i\N072308.b\827011.m
Last Edit : 23-Jul-2008 04:43 piccolinov

Compound	0.4000000 Level 1 / 80.0000 Level 7	2.0000 Level 2	4.0000 Level 3	10.0000 Level 4	20.0000 Level 5	40.0000 Level 6	Curve	Coefficients b	m1	m2	%RSD or R^2	
28 1,2-Dichlorobenzene	1.33221 / 1.60132	1.63696	1.59648	1.66845	1.59872	1.51428	AVRG		1.56406		7.19979	
29 Benzyl Alcohol	0.80319 / 0.84475	0.86312	0.87034	0.87433	0.87830	0.82957	AVRG		0.85194		3.24614	
30 2-Methylphenol	1.19522 / 1.17961	1.21127	1.13857	1.24903	1.14212	1.14584	AVRG		1.18024		3.50928	
31 2,2'-oxybis(1-Chloropropane)	1.68448 / 1.56468	1.70048	1.67027	1.71742	1.59531	1.54042	AVRG		1.63901		4.32335	
32 N-Nitroso-di-n-propylamine	0.88120 / 0.79078	0.77433	0.76138	0.85009	0.80149	0.75836	AVRG		0.80252		5.80673	
M 195 Cresols, total	+++++ / +++++	+++++	+++++	+++++	+++++	+++++	AVRG		0.000e+000		0.000e+000	<-
192 4-Methylphenol	1.37008 / 1.28408	1.29755	1.27821	1.29229	1.24344	1.21791	AVRG		1.28337		3.72415	

TestAmerica Pittsburgh

INITIAL CALIBRATION DATA

Start Cal Date : 23-JUL-2008 02:29
End Cal Date : 23-JUL-2008 04:28
Quant Method : ISTD
Origin : Included
Target Version : 4.14
Integrator : HP RTE
Method file : \\PITSVR06\D\chem\733.i\N072308.b\827011.m
Last Edit : 23-Jul-2008 04:43 piccolinov

Compound	0.4000000 Level 1	2.0000 Level 2	4.0000 Level 3	10.0000 Level 4	20.0000 Level 5	40.0000 Level 6	Curve	Coefficients b	m1	m2	%RSD or R^2	
	80.0000 Level 7								✓		✓	
203 3&4-Methylphenol total	+++++	+++++	+++++	+++++	+++++	+++++	AVRG		0.000e+000		0.000e+000	<-
	+++++											
193 3-Methylphenol	+++++	+++++	+++++	+++++	+++++	+++++	AVRG		0.000e+000		0.000e+000	<-
	+++++											
34 Hexachloroethane	0.65621	0.65626	0.65801	0.70388	0.66836	0.66566	AVRG		0.67016		2.62297	
	0.68274											
35 Nitrobenzene	0.35791	0.34646	0.37404	0.37396	0.38510	0.37888	AVRG		0.37502		5.29964	
	0.40883											
36 N-Nitrosopyrrolidine	+++++	+++++	+++++	+++++	+++++	+++++	AVRG		0.000e+000		0.000e+000	<-
	+++++											
37 Acetophenone	1.83834	1.74116	1.81048	1.75583	1.71652	1.62644	AVRG		1.74151		4.04513	
	1.70183											
39 o-Toluidine	+++++	+++++	+++++	+++++	+++++	+++++	AVRG		0.000e+000		0.000e+000	<-
	+++++											

Report Date : 23-Jul-2008 22:01

TestAmerica Pittsburgh

INITIAL CALIBRATION DATA

Start Cal Date : 23-JUL-2008 02:29
End Cal Date : 23-JUL-2008 04:28
Quant Method : ISTD
Origin : Included
Target Version : 4.14
Integrator : HP RTE
Method file : \\PITSVR06\D\chem\733.i\N072308.b\827011.m
Last Edit : 23-Jul-2008 04:43 piccolinov

Compound	0.4000000 Level 1 / 80.0000 Level 7	2.0000 Level 2	4.0000 Level 3	10.0000 Level 4	20.0000 Level 5	40.0000 Level 6	Curve	Coefficients b	m1	m2	%RSD or R^2	
40 N-Nitrosopiperidine	+++++ / +++++	+++++	+++++	+++++	+++++	+++++	AVRG		0.000e+000		0.000e+000	<-
41 Isophorone	0.64012 / 0.69416	0.60664	0.62101	0.61451	0.64246	0.64510	AVRG		0.63771		4.55007	
42 2-Nitrophenol	0.19480 / 0.21733	0.17892	0.20466	0.18430	0.20026	0.20683	AVRG		0.19816		6.71580	
43 2,4-Dimethylphenol	0.34140 / 0.39446	0.30636	0.35293	0.33890	0.36439	0.37641	AVRG		0.35355		8.08619	
44 bis(2-Chloroethoxy)methane	0.34896 / 0.41104	0.36070	0.36275	0.35937	0.38068	0.38606	AVRG		0.37279		5.68683	
45 O,O,O-Triethyl phosphorothioa	+++++ / +++++	+++++	+++++	+++++	+++++	+++++	AVRG		0.000e+000		0.000e+000	<-
46 2,4-Toluenediamene	+++++ / +++++	+++++	+++++	+++++	+++++	+++++	AVRG		0.000e+000		0.000e+000	<-

Report Date : 23-Jul-2008 22:01

TestAmerica Pittsburgh

INITIAL CALIBRATION DATA

Start Cal Date : 23-JUL-2008 02:29
End Cal Date : 23-JUL-2008 04:28
Quant Method : ISTD
Origin : Included
Target Version : 4.14
Integrator : HP RTE
Method file : \\PITSVR06\D\chem\733.i\NQ72308.b\827011.m
Last Edit : 23-Jul-2008 04:43 piccolinov

Compound	0.4000000 Level 1 / 80.0000 Level 7	2.0000 Level 2	4.0000 Level 3	10.0000 Level 4	20.0000 Level 5	40.0000 Level 6	Curve	Coefficients b	Coefficients m1	Coefficients m2	%RSD or R^2	
47 1,3,5-Trichlorobenzene	+++++ / +++++	+++++	+++++	+++++	+++++	+++++	AVRG		0.000e+000		0.000e+000	<-
48 2,4-Dichlorophenol	0.33553 / 0.34575	0.31386	0.32821	0.31452	0.32299	0.33663	AVRG		0.32821		3.63214	
49 Benzoic Acid	24058 / 973262	53121	137978	293746	508880	590106	QUAD	0.22882	4.22701	0.54935	0.99767	
50 1,2,4-Trichlorobenzene	0.35206 / 0.42018	0.38408	0.37978	0.38955	0.38973	0.40529	AVRG		0.38867		5.46932	
51 Naphthalene	1.15744 / 1.21349	0.98748	1.02346	1.03610	1.06051	1.13103	AVRG		1.08707		7.52343	
52 4-Chloroaniline	0.43487 / 0.46395	0.41189	0.40652	0.41501	0.43711	0.44997	AVRG		0.43133		4.93391	
53 a,a-Dimethyl-phenethylamine	+++++ / +++++	+++++	+++++	+++++	+++++	+++++	AVRG		0.000e+000		0.000e+000	<-

Report Date : 23-Jul-2008 22:01

TestAmerica Pittsburgh

INITIAL CALIBRATION DATA

Start Cal Date : 23-JUL-2008 02:29
End Cal Date : 23-JUL-2008 04:28
Quant Method : ISTD
Origin : Included
Target Version : 4.14
Integrator : HP RTE
Method file : \\PITSVR06\D\chem\733.i\N072308.b\827011.m
Last Edit : 23-Jul-2008 04:43 piccolinov

Compound	0.4000000 Level 1 / 80.0000 Level 7	2.0000 Level 2	4.0000 Level 3	10.0000 Level 4	20.0000 Level 5	40.0000 Level 6	Curve	Coefficients b	Coefficients m1	Coefficients m2	%RSD or R^2	
54 2,6-Dichlorophenol	0.32462 / 0.36328	0.32913	0.32934	0.32473	0.34852	0.34427	AVRG		0.33770		4.35362	
55 Hexachloropropene	+++++ / +++++	+++++	+++++	+++++	+++++	+++++	AVRG		0.000e+000		0.000e+000	<-
56 Hexachlorobutadiene	0.22079 / 0.26507	0.23322	0.25073	0.23325	0.25436	0.25265	AVRG		0.24429		6.34382	
208 Caprolactam	0.07386 / 0.08529	0.06607	0.05887	0.06699	0.07422	0.08171	AVRG		0.07243		12.73918	
57 1,2,3-Trichlorobenzene	+++++ / +++++	+++++	+++++	+++++	+++++	+++++	AVRG		0.000e+000		0.000e+000	<-
58 N-Nitrosodi-n-butylamine	+++++ / +++++	+++++	+++++	+++++	+++++	+++++	AVRG		0.000e+000		0.000e+000	<-
59 4-Chloro-3-Methylphenol	0.31163 / 0.30132	0.28566	0.27625	0.28081	0.28521	0.28771	AVRG		0.28980		4.26428	

TestAmerica Pittsburgh

INITIAL CALIBRATION DATA

Start Cal Date : 23-JUL-2008 02:29
End Cal Date : 23-JUL-2008 04:28
Quant Method : ISTD
Origin : Included
Target Version : 4.14
Integrator : HP RTE
Method file : \\PITSVR06\D\chem\733.i\N072308.b\827011.m
Last Edit : 23-Jul-2008 04:43 piccolinov

Compound	0.4000000 Level 1 / 80.0000 Level 7	2.0000 Level 2	4.0000 Level 3	10.0000 Level 4	20.0000 Level 5	40.0000 Level 6	Curve	Coefficients b	Coefficients m1	Coefficients m2	%RSD or R^2	
60 p-Phenylene diamine	+++++ / +++++	+++++	+++++	+++++	+++++	+++++	AVRG		0.000e+000		0.000e+000	<-
61 Safrole	+++++ / +++++	+++++	+++++	+++++	+++++	+++++	AVRG		0.000e+000		0.000e+000	<-
62 2-Methylnaphthalene	0.63544 / 0.75777	0.64970	0.64016	0.64933	0.68242	0.69145	AVRG		0.67233		6.42738	
63 1-Methylnaphthalene	0.64866 / 0.75134	0.62442	0.59988	0.63188	0.65199	0.67991	AVRG		0.65544		7.48953	
64 Hexachlorocyclopentadiene	0.38434 / 0.55960	0.44234	0.43634	0.47704	0.49183	0.53939	AVRG		0.47584		12.83080	
65 1,2,4,5-Tetrachlorobenzene	+++++ / +++++	+++++	+++++	+++++	+++++	+++++	AVRG		0.000e+000		0.000e+000	<-
66 2,4,6-Trichlorophenol	0.40111 / 0.44752	0.40491	0.41413	0.40897	0.43022	0.44534	AVRG		0.42174		4.56453	

TestAmerica Pittsburgh

INITIAL CALIBRATION DATA

Start Cal Date : 23-JUL-2008 02:29
End Cal Date : 23-JUL-2008 04:28
Quant Method : ISTD
Origin : Included
Target Version : 4.14
Integrator : HP RTE
Method file : \\PITSVR06\D\chem\733.i\N072308.b\827011.m
Last Edit : 23-Jul-2008 04:43 piccolinov

Compound	0.4000000 Level 1 / 80.0000 Level 7	2.0000 Level 2	4.0000 Level 3	10.0000 Level 4	20.0000 Level 5	40.0000 Level 6	Curve	Coefficients b	Coefficients m1	Coefficients m2	%RSD or R^2	
67 2,4,5-Trichlorophenol	0.50255 0.47002	0.46960	0.42731	0.44144	0.44277	0.46303	AVRG		0.45953		5.41845	
209 1,1'-Biphenyl	1.63176 1.80263	1.56254	1.47382	1.55412	1.57901	1.71706	AVRG		1.61728		6.84597	
68 1,2,3,5-Tetrachlorobenzene	+++++ +++++	+++++	+++++	+++++	+++++	+++++	AVRG		0.000e+000		0.000e+000	<-
69 1,4-Dinitrobenzene	+++++ +++++	+++++	+++++	+++++	+++++	+++++	AVRG		0.000e+000		0.000e+000	<-
70 2-Chloronaphthalene	1.35919 1.37135	1.27302	1.14930	1.19546	1.23814	1.31354	AVRG		1.27143		6.52198	
71 Isosafrole 1	+++++ +++++	+++++	+++++	+++++	+++++	+++++	AVRG		0.000e+000		0.000e+000	<-
M 188 Isosafrole, Total	+++++ +++++	+++++	+++++	+++++	+++++	+++++	AVRG		0.000e+000		0.000e+000	<-

TestAmerica Pittsburgh

INITIAL CALIBRATION DATA

Start Cal Date : 23-JUL-2008 02:29
End Cal Date : 23-JUL-2008 04:28
Quant Method : ISTD
Origin : Included
Target Version : 4.14
Integrator : HP RTE
Method file : \\PITSVR06\D\chem\733.i\N072308.b\827011.m
Last Edit : 23-Jul-2008 04:43 piccolinov

Compound	0.4000000 Level 1	2.0000 Level 2	4.0000 Level 3	10.0000 Level 4	20.0000 Level 5	40.0000 Level 6	80.0000 Level 7	Curve	Coefficients b	m1	m2	%RSD or R^2	
72 Isosafrole 2	+++++	+++++	+++++	+++++	+++++	+++++							
	+++++							AVRG		0.000e+000		0.000e+000	<-
73 2-Nitroaniline	0.27781	0.36437	0.30810	0.32127	0.33654	0.34717							
	0.35337							AVRG		0.32980		9.04900	
74 1,2,3,4-Tetrachlorobenzene	+++++	+++++	+++++	+++++	+++++	+++++							
	+++++							AVRG		0.000e+000		0.000e+000	<-
75 1,4-Naphthoquinone	+++++	+++++	+++++	+++++	+++++	+++++							
	+++++							AVRG		0.000e+000		0.000e+000	<-
76 Dimethylphthalate	1.30403	1.30618	1.15656	1.22581	1.23959	1.32516							
	1.32106							AVRG		1.26834		4.97044	
77 m-Dinitrobenzene	+++++	+++++	+++++	+++++	+++++	+++++							
	+++++							AVRG		0.000e+000		0.000e+000	<-
78 2,6-Dinitrotoluene	0.21039	0.26233	0.22334	0.27483	0.26957	0.27790							
	0.28435							AVRG		0.25753		11.20125	

Report Date : 23-Jul-2008 22:01

TestAmerica Pittsburgh

INITIAL CALIBRATION DATA

Start Cal Date : 23-JUL-2008 02:29
End Cal Date : 23-JUL-2008 04:28
Quant Method : ISTD
Origin : Included
Target Version : 4.14
Integrator : HP RTE
Method file : \\PITSVR06\D\chem\733.i\N072308.b\827011.m
Last Edit : 23-Jul-2008 04:43 piccolinov

Compound	0.4000000 Level 1 / 80.0000 Level 7	2.0000 Level 2	4.0000 Level 3	10.0000 Level 4	20.0000 Level 5	40.0000 Level 6	Curve	Coefficients b	Coefficients m1	Coefficients m2	%RSD or R^2	
79 Acenaphthylene	1.80280 2.02825	1.76302	1.67886	1.78111	1.78454	1.93602	AVRG		1.82494		6.44058	
80 1,2-Dinitrobenzene	+++++ +++++	+++++	+++++	+++++	+++++	+++++	AVRG		0.000e+000		0.000e+000	<-
81 3-Nitroaniline	0.24960 0.30556	0.25766	0.28398	0.27480	0.28425	0.29797	AVRG		0.27912		7.24725	
82 Acenaphthene	1.25857 1.20540	1.13004	1.04259	1.14656	1.09146	1.18579	AVRG		1.15149		6.29218	
83 2,4-Dinitrophenol	8837 542633	19599	54528	125971	232922	255296	QUAD	0.20535	5.91559	-0.41358	0.99960	
84 Pentachlorobenzene	+++++ +++++	+++++	+++++	+++++	+++++	+++++	AVRG		0.000e+000		0.000e+000	<-
85 4-Nitrophenol	0.16736 0.22544	0.19746	0.21503	0.21138	0.20805	0.22448	AVRG		0.20703		9.64495	

Report Date : 23-Jul-2008 22:01

TestAmerica Pittsburgh

INITIAL CALIBRATION DATA

Start Cal Date : 23-JUL-2008 02:29
End Cal Date : 23-JUL-2008 04:28
Quant Method : ISTD
Origin : Included
Target Version : 4.14
Integrator : HP RTE
Method file : \\PITSVR06\D\chem\733.i\N072308.b\827011.m
Last Edit : 23-Jul-2008 04:43 piccolinov

Compound	0.4000000 Level 1 / 80.0000 Level 7	2.0000 Level 2	4.0000 Level 3	10.0000 Level 4	20.0000 Level 5	40.0000 Level 6	Curve	Coefficients b	Coefficients m1	Coefficients m2	%RSD or R^2	
86 Dibenzofuran	1.56371 / 1.75035	1.66020	1.51297	1.61382	1.61408	1.72607	AVRG		1.63446		5.18493	
87 2,4-Dinitrotoluene	0.26356 / 0.37615	0.33609	0.33284	0.34033	0.33969	0.36728	AVRG		0.33656		10.76645	
88 2,3,4,6-Tetrachlorophenol	0.37804 / 0.38512	0.33815	0.35450	0.35452	0.36648	0.38503	AVRG		0.36598		4.87833	
89 1-Naphthylamine	+++++ / +++++	+++++	+++++	+++++	+++++	+++++	AVRG		0.000e+000		0.000e+000	<-
90 Zinophos	+++++ / +++++	+++++	+++++	+++++	+++++	+++++	AVRG		0.000e+000		0.000e+000	<-
91 2,3,5,6-Tetrachlorophenol	0.32400 / 0.39368	0.32047	0.33888	0.36078	0.35307	0.39185	AVRG		0.35468		8.38302	
92 2-Naphthylamine	0.97994 / 0.68937	1.07318	0.81702	0.93732	0.83570	0.78906	AVRG		0.87451		14.83023	

TestAmerica Pittsburgh

INITIAL CALIBRATION DATA

Start Cal Date : 23-JUL-2008 02:29
End Cal Date : 23-JUL-2008 04:28
Quant Method : ISTD
Origin : Included
Target Version : 4.14
Integrator : HP RTE
Method file : \\PITSVR06\D\chem\733.i\N072308.b\827011.m
Last Edit : 23-Jul-2008 04:43 piccolinov

Compound	0.4000000 Level 1 / 80.0000 Level 7	2.0000 Level 2	4.0000 Level 3	10.0000 Level 4	20.0000 Level 5	40.0000 Level 6	Curve	Coefficients b	Coefficients m1	Coefficients m2	%RSD or R^2	
93 Diethylphthalate	1.13498 / 1.28422	1.13093	1.13185	1.16700	1.18895	1.25241	AVRG		1.18434		5.22499	
94 Fluorene	1.21732 / 1.50530	1.28410	1.16699	1.24921	1.27308	1.41309	AVRG		1.30130		9.03868	
95 4-Chlorophenyl-phenylether	0.54331 / 0.75146	0.62909	0.64091	0.67297	0.67044	0.73308	AVRG		0.66304		10.45923	
96 4-Nitroaniline	0.32220 / 0.32460	0.24790	0.26047	0.28458	0.27888	0.32487	AVRG		0.29193		11.03043	
97 5-Nitro-o-toluidine	+++++ / +++++	+++++	+++++	+++++	+++++	+++++	AVRG		0.000e+000		0.000e+000	<-
98 4,6-Dinitro-2-methylphenol	15952 / 685849	28499	84107	169586	296085	334178	QUAD	0.08059	7.69689	-0.64641	0.99982	
99 N-Nitrosodiphenylamine (1)	0.46807 / 0.56591	0.52083	0.49031	0.52885	0.51729	0.53991	AVRG		0.51874		6.17556	

TestAmerica Pittsburgh

INITIAL CALIBRATION DATA

Start Cal Date : 23-JUL-2008 02:29
End Cal Date : 23-JUL-2008 04:28
Quant Method : ISTD
Origin : Included
Target Version : 4.14
Integrator : HP RTE
Method file : \\PITSVR06\D\chem\733.i\N072308.b\827011.m
Last Edit : 23-Jul-2008 04:43 piccolinov

Compound	0.4000000 Level 1	2.0000 Level 2	4.0000 Level 3	10.0000 Level 4	20.0000 Level 5	40.0000 Level 6	Curve	Coefficients b	m1	m2	%RSD or R^2	
	80.0000 Level 7											
100 1,2-Diphenylhydrazine	0.68546	0.73410	0.78294	0.75847	0.78270	0.78842						
	0.83657						AVRG		0.76695		6.20870	
101 Diphenylamine	+++++	+++++	+++++	+++++	+++++	+++++						
	+++++						AVRG		0.000e+000		0.000e+000	<-
202 N-Nitroso&Diphenylamine	+++++	+++++	+++++	+++++	+++++	+++++						
	+++++						AVRG		0.000e+000		0.000e+000	<-
102 Tetraethyl dithiopyrophosphat	+++++	+++++	+++++	+++++	+++++	+++++						
	+++++						AVRG		0.000e+000		0.000e+000	<-
103 Diallate 1	+++++	+++++	+++++	+++++	+++++	+++++						
	+++++						AVRG		0.000e+000		0.000e+000	<-
M 189 Diallate, Total	+++++	+++++	+++++	+++++	+++++	+++++						
	+++++						AVRG		0.000e+000		0.000e+000	<-
104 Phorate	+++++	+++++	+++++	+++++	+++++	+++++						
	+++++						AVRG		0.000e+000		0.000e+000	<-

TestAmerica Pittsburgh

INITIAL CALIBRATION DATA

Start Cal Date : 23-JUL-2008 02:29
End Cal Date : 23-JUL-2008 04:28
Quant Method : ISTD
Origin : Included
Target Version : 4.14
Integrator : HP RTE
Method file : \\PITSVR06\D\chem\733.i\N072308.b\827011.m
Last Edit : 23-Jul-2008 04:43 piccolinov

Compound	0.4000000 Level 1 / 80.0000 Level 7	2.0000 Level 2	4.0000 Level 3	10.0000 Level 4	20.0000 Level 5	40.0000 Level 6	Curve	Coefficients b	Coefficients m1	Coefficients m2	%RSD or R^2	
105 1,3,5-Trinitrobenzene	+++++ / +++++	+++++	+++++	+++++	+++++	+++++	AVRG		0.000e+000		0.000e+000	<-
106 4-Bromophenyl-phenylether	0.23852 / 0.23443	0.21937	0.21722	0.22596	0.23103	0.22556	AVRG		0.22744		3.40506	
107 Hexachlorobenzene	0.21777 / 0.22551	0.19294	0.20638	0.21812	0.22295	0.21702	AVRG		0.21438		5.22740	
210 Atrazine	0.19604 / 0.20210	0.20140	0.19971	0.22630	0.21566	0.20878	AVRG		0.20714		5.13586	
108 Phenacetin	+++++ / +++++	+++++	+++++	+++++	+++++	+++++	AVRG		0.000e+000		0.000e+000	<-
109 Diallate 2	+++++ / +++++	+++++	+++++	+++++	+++++	+++++	AVRG		0.000e+000		0.000e+000	<-
110 Dimethoate	+++++ / +++++	+++++	+++++	+++++	+++++	+++++	AVRG		0.000e+000		0.000e+000	<-

Report Date : 23-Jul-2008 22:01

TestAmerica Pittsburgh

INITIAL CALIBRATION DATA

Start Cal Date : 23-JUL-2008 02:29
End Cal Date : 23-JUL-2008 04:28
Quant Method : ISTD
Origin : Included
Target Version : 4.14
Integrator : HP RTE
Method file : \\PITSVR06\D\chem\733.i\N072308.b\827011.m
Last Edit : 23-Jul-2008 04:43 piccolinov

Compound	0.4000000 Level 1	2.0000 Level 2	4.0000 Level 3	10.0000 Level 4	20.0000 Level 5	40.0000 Level 6	Curve	Coefficients b	Coefficients m1	Coefficients m2	%RSD or R^2	
	80.0000 Level 7											
111 Pentachlorophenol	0.14981	0.12635	0.14250	0.14545	0.14598	0.14291	AVRG		0.14436		6.55524	
	0.15754											
112 Pentachloronitrobenzene	+++++	+++++	+++++	+++++	+++++	+++++	AVRG		0.000e+000		0.000e+000	<-
	+++++											
113 4-Aminobiphenyl	+++++	+++++	+++++	+++++	+++++	+++++	AVRG		0.000e+000		0.000e+000	<-
	+++++											
114 Pronamide	+++++	+++++	+++++	+++++	+++++	+++++	AVRG		0.000e+000		0.000e+000	<-
	+++++											
115 Phenanthrene	1.10292	0.98518	1.06954	1.03001	1.07553	1.09506	AVRG		1.07822		5.90250	
	1.18933											
116 Anthracene	1.01489	1.06445	1.03861	1.07358	1.11397	1.12744	AVRG		1.09359		6.31019	
	1.22222											
117 Dinoseb	+++++	+++++	+++++	+++++	+++++	+++++	AVRG		0.000e+000		0.000e+000	<-
	+++++											

Report Date : 23-Jul-2008 22:01

TestAmerica Pittsburgh

INITIAL CALIBRATION DATA

Start Cal Date : 23-JUL-2008 02:29
End Cal Date : 23-JUL-2008 04:28
Quant Method : ISTD
Origin : Included
Target Version : 4.14
Integrator : HP RTE
Method file : \\PITSVR06\D\chem\733.i\N072308.b\827011.m
Last Edit : 23-Jul-2008 04:43 piccolinov

Compound	0.4000000 Level 1 / 80.0000 Level 7	2.0000 Level 2	4.0000 Level 3	10.0000 Level 4	20.0000 Level 5	40.0000 Level 6	Curve	Coefficients b	Coefficients m1	Coefficients m2	%RSD or R^2	
118 Disulfoton	+++++ / +++++	+++++	+++++	+++++	+++++	+++++	AVRG		0.000e+000		0.000e+000	<-
119 Carbazole	0.91001 / 1.01525	0.86586	0.86219	0.89935	0.87631	0.92983	AVRG		0.90840		5.84843	
120 Di-n-Butylphthalate	1.03805 / 1.27442	1.01998	1.04248	1.09553	1.12706	1.18892	AVRG		1.11235		8.33399	
121 4-Nitroquinoline 1-oxide	+++++ / +++++	+++++	+++++	+++++	+++++	+++++	AVRG		0.000e+000		0.000e+000	<-
122 Methapyrilene	+++++ / +++++	+++++	+++++	+++++	+++++	+++++	AVRG		0.000e+000		0.000e+000	<-
123 Fluoranthene	0.97625 / 1.31232	1.03816	1.03931	1.09372	1.09811	1.19192	AVRG		1.10711		10.16845	
124 Benzidine	15593 / 2329009	72713	76500	346178	734538	1240755	QUAD	0.04543	1.51050	0.04475	0.99937	

TestAmerica Pittsburgh

INITIAL CALIBRATION DATA

Start Cal Date : 23-JUL-2008 02:29
End Cal Date : 23-JUL-2008 04:28
Quant Method : ISTD
Origin : Included
Target Version : 4.14
Integrator : HP RTE
Method file : \\PITSVR06\D\chem\733.i\N072308.b\827011.m
Last Edit : 23-Jul-2008 04:43 piccolinov

Compound	0.4000000 Level 1	2.0000 Level 2	4.0000 Level 3	10.0000 Level 4	20.0000 Level 5	40.0000 Level 6	Curve	Coefficients b	m1	m2	%RSD or R^2	
	80.0000 Level 7											
125 Pyrene	1.36349	1.38150	1.33822	1.47103	1.40307	1.42891	AVRG		1.41469		4.42127	
	1.51663											
126 Aramite 1	+++++	+++++	+++++	+++++	+++++	+++++	AVRG		0.000e+000		0.000e+000	<-
	+++++											
M 191 Aramite, Total	+++++	+++++	+++++	+++++	+++++	+++++	AVRG		0.000e+000		0.000e+000	<-
	+++++											
127 Aramite 2	+++++	+++++	+++++	+++++	+++++	+++++	AVRG		0.000e+000		0.000e+000	<-
	+++++											
128 p-Dimethylamino azobenzene	+++++	+++++	+++++	+++++	+++++	+++++	AVRG		0.000e+000		0.000e+000	<-
	+++++											
129 p-Chlorobenzilate	+++++	+++++	+++++	+++++	+++++	+++++	AVRG		0.000e+000		0.000e+000	<-
	+++++											
130 Famphur	+++++	+++++	+++++	+++++	+++++	+++++	AVRG		0.000e+000		0.000e+000	<-
	+++++											

TestAmerica Pittsburgh

INITIAL CALIBRATION DATA

Start Cal Date : 23-JUL-2008 02:29
End Cal Date : 23-JUL-2008 04:28
Quant Method : ISTD
Origin : Included
Target Version : 4.14
Integrator : HP RTE
Method file : \\PITSVR06\D\chem\733.i\N072308.b\827011.m
Last Edit : 23-Jul-2008 04:43 piccolinov

Compound	0.4000000 Level 1 / 80.0000 Level 7	2.0000 Level 2	4.0000 Level 3	10.0000 Level 4	20.0000 Level 5	40.0000 Level 6	Curve	Coefficients b	Coefficients m1	Coefficients m2	%RSD or R^2	
131 Butylbenzylphthalate	0.58686 0.61036	0.58412	0.55661	0.62242	0.57541	0.58792	AVRG		0.58910		3.69100	
132 3,3'-Dimethylbenzidine	+++++ +++++	+++++	+++++	+++++	+++++	+++++	AVRG		0.000e+000		0.000e+000	<-
133 3,3'-Dimethoxybenzidine	+++++ +++++	+++++	+++++	+++++	+++++	+++++	AVRG		0.000e+000		0.000e+000	<-
134 2-Acetylaminofluorene	+++++ +++++	+++++	+++++	+++++	+++++	+++++	AVRG		0.000e+000		0.000e+000	<-
135 3,3'-Dichlorobenzidine	0.35401 0.50508	0.43116	0.40461	0.48137	0.46066	0.46990	AVRG		0.44383		11.59560	
136 Benzo(a)Anthracene	1.18262 1.41140	1.23025	1.21822	1.30872	1.28814	1.32840	AVRG		1.28111		6.06871	
137 Chrysene	1.24250 1.27666	1.22361	1.15091	1.25462	1.14998	1.21272	AVRG		1.21586		4.04839	

TestAmerica Pittsburgh

INITIAL CALIBRATION DATA

Start Cal Date : 23-JUL-2008 02:29
End Cal Date : 23-JUL-2008 04:28
Quant Method : ISTD
Origin : Included
Target Version : 4.14
Integrator : HP RTE
Method file : \\PITSVR06\D\chem\733.i\N072308.b\827011.m
Last Edit : 23-Jul-2008 04:43 piccolinov

Compound	0.4000000 Level 1	2.0000 Level 2	4.0000 Level 3	10.0000 Level 4	20.0000 Level 5	40.0000 Level 6	Curve	Coefficients b	m1	m2	%RSD or R^2	
	80.0000 Level 7											
138 4,4'-Methylene bis(o-chloroan	+++++	+++++	+++++	+++++	+++++	+++++						
	+++++						AVRG		0.000e+000		0.000e+000	<-
139 bis(2-ethylhexyl)Phthalate	0.78897	0.81572	0.75414	0.81967	0.80173	0.85635						
	0.94644						AVRG		0.82615		7.44467	
140 Di-n-octylphthalate	1.37212	1.36994	1.55291	1.54557	1.73062	1.73800						
	1.80469						AVRG		1.58769		11.11875	
141 Benzo(b)fluoranthene	1.28579	1.65973	1.49125	1.51062	1.63375	1.64195						
	1.74903						AVRG		1.56745		9.73850	
204 6-Methylchrysene	+++++	+++++	+++++	+++++	+++++	+++++						
	+++++						AVRG		0.000e+000		0.000e+000	<-
142 Benzo(k)fluoranthene	1.62447	1.45352	1.72825	1.73285	1.78413	1.82107						
	1.77287						AVRG		1.70245		7.40421	
143 7,12-dimethylbenz(a)anthracen	0.70722	0.64862	0.67578	0.68000	0.73837	0.74171						
	0.75148						AVRG		0.70617		5.56725	

TestAmerica Pittsburgh

INITIAL CALIBRATION DATA

Start Cal Date : 23-JUL-2008 02:29
End Cal Date : 23-JUL-2008 04:28
Quant Method : ISTD
Origin : Included
Target Version : 4.14
Integrator : HP RTE
Method file : \\PITSVR06\D\chem\733.i\N072308.b\827011.m
Last Edit : 23-Jul-2008 04:43 piccolinov

Compound	0.4000000 Level 1 / 80.0000 Level 7	2.0000 Level 2	4.0000 Level 3	10.0000 Level 4	20.0000 Level 5	40.0000 Level 6	Curve	Coefficients b	Coefficients m1	Coefficients m2	%RSD or R^2	
144 Hexachlorophene	+++++ / +++++	+++++	+++++	+++++	+++++	+++++	AVRG		0.000e+000		0.000e+000	<-
145 Hexachlorophene product	+++++ / +++++	+++++	+++++	+++++	+++++	+++++	AVRG		0.000e+000		0.000e+000	<-
146 Benzo(a)pyrene	1.15870 / 1.41801	1.20558	1.29129	1.30603	1.39608	1.40899	AVRG		1.31210		7.81003	
148 3-Methylcholanthrene	+++++ / +++++	+++++	+++++	+++++	+++++	+++++	AVRG		0.000e+000		0.000e+000	<-
149 Indeno(1,2,3-cd)pyrene	1.33016 / 1.70102	1.41885	1.53004	1.53283	1.63016	1.68938	AVRG		1.54749		8.94004	
150 Dibenz(a,h)anthracene	1.02872 / 1.35734	1.11109	1.21803	1.22216	1.30414	1.32583	AVRG		1.22390		9.75294	
151 Benzo(g,h,i)perylene	1.07472 / 1.43528	1.21338	1.30399	1.28527	1.38423	1.41689	AVRG		1.30197		9.79200	

TestAmerica Pittsburgh

INITIAL CALIBRATION DATA

Start Cal Date : 23-JUL-2008 02:29
End Cal Date : 23-JUL-2008 04:28
Quant Method : ISTD
Origin : Included
Target Version : 4.14
Integrator : HP RTE
Method file : \\PITSVR06\D\chem\733.i\N072308.b\827011.m
Last Edit : 23-Jul-2008 04:43 piccolinov

Compound	0.4000000 Level 1	2.0000 Level 2	4.0000 Level 3	10.0000 Level 4	20.0000 Level 5	40.0000 Level 6	Curve	Coefficients b	m1	m2	%RSD or R^2	
	80.0000 Level 7											
225 p-Chlorophenylmethylsulfoxide	+++++ +++++	+++++	+++++	+++++	+++++	+++++	AVRG		0.000e+000		0.000e+000	<-
$ 154 Nitrobenzene-d5	0.34420 0.42204	0.38221	0.38470	0.38331	0.39374	0.40599	AVRG		0.38803		6.22471	
$ 155 2-Fluorobiphenyl	1.17177 1.52286	1.40504	1.32300	1.40785	1.40682	1.47201	AVRG		1.38705		8.18103	
$ 156 Terphenyl-d14	0.88963 0.95999	0.86184	0.87059	0.95369	0.88508	0.91206	AVRG		0.90470		4.31019	
$ 157 Phenol-d5	1.51998 1.58883	1.66038	1.55745	1.64739	1.59469	1.49842	AVRG		1.58102		3.83487	
$ 158 2-Fluorophenol	1.25260 1.28389	1.26971	1.24195	1.30848	1.28299	1.21924	AVRG		1.26555		2.36395	

TestAmerica Pittsburgh

INITIAL CALIBRATION DATA

Start Cal Date : 23-JUL-2008 02:29
End Cal Date : 23-JUL-2008 04:28
Quant Method : ISTD
Origin : Included
Target Version : 4.14
Integrator : HP RTE
Method file : \\PITSVR06\D\chem\733.i\N072308.b\827011.m
Last Edit : 23-Jul-2008 04:43 piccolinov

Compound	0.4000000 Level 1 / 80.0000 Level 7	2.0000 Level 2	4.0000 Level 3	10.0000 Level 4	20.0000 Level 5	40.0000 Level 6	Curve	Coefficients b	m1	m2	%RSD or R^2
$ 159 2,4,6-Tribromophenol	0.08237 / 0.10406	0.09473	0.09711	0.09218	0.10485	0.10271	AVRG		0.09686		8.28395
$ 186 2-Chlorophenol-d4	1.53270 / 1.43360	1.48013	1.48099	1.53656	1.44198	1.40911	AVRG		1.47358		3.31444
$ 187 1,2-Dichlorobenzene-d4	0.90645 / 1.02451	1.11934	1.03857	1.04771	1.04210	0.97891	AVRG		1.02251		6.44117

Report Date : 23-Jul-2008 22:01

TestAmerica Pittsburgh

INITIAL CALIBRATION DATA

Start Cal Date : 23-JUL-2008 02:29
End Cal Date : 23-JUL-2008 04:28
Quant Method : ISTD
Origin : Included
Target Version : 4.14
Integrator : HP RTE
Method file : \\PITSVR06\D\chem\733.i\N072308.b\827011.m
Last Edit : 23-Jul-2008 04:43 piccolinov

Curve	Formula	Units
Averaged	Amt = Rsp/m1	Response
Quad	Amt = b + m1*Rsp + m2*Rsp^2	Response

FORM 5
SEMIVOLATILE ORGANIC INSTRUMENT PERFORMANCE CHECK
DECAFLUOROTRIPHENYLPHOSPHINE (DFTPP)

Lab Name: TESTAMERICA PITTSBURGH Contract:

Lab Code: TA Case No.: SAS No.: SDG No.: C8H210225

Lab File ID: N0825DF1 DFTPP Injection Date: 08/25/08

Instrument ID: 733 DFTPP Injection Time: 2233

m/e	ION ABUNDANCE CRITERIA	% RELATIVE ABUNDANCE
51	30.0 - 60.0% of mass 198	43.3
68	Less than 2.0% of mass 69	0.4 (0.8)1
69	Mass 69 relative abundance	44.6
70	Less than 2.0% of mass 69	0.1 (0.3)1
127	40.0 - 60.0% of mass 198	51.7
197	Less than 1.0% of mass 198	0.0
198	Base Peak, 100% relative abundance	100.0
199	5.0 to 9.0% of mass 198	6.5
275	10.0 - 30.0% of mass 198	24.6
365	Greater than 1.0% of mass 198	3.39
441	Present, but less than mass 443	5.9
442	Greater than 40.0% of mass 198	63.9
443	17.0 - 23.0% of mass 442	14.0 (22.0)2

1-Value is % mass 69 2-Value is % mass 442

THIS CHECK APPLIES TO THE FOLLOWING SAMPLES, MS, MSD, BLANKS, AND STANDARDS:

	EPA SAMPLE NO.	LAB SAMPLE ID	LAB FILE ID	DATE ANALYZED	TIME ANALYZED
01	SSTD4.0	SSTD4.0	N08250CC	08/25/08	2250
02	INTRA-LAB BL	KVK3D1AA	N0825008	08/26/08	0111
03	INTRA-LAB CH	KVK3D1AC	N0825009	08/26/08	0131
04	SB-2-0910	KVJKM1AC	N0825010	08/26/08	0150
05	SB-7-0506	KVJLJ1AK	N0825011	08/26/08	0209
06	SB-7-0506MS	KVJLJ1A7	N0825012	08/26/08	0229
07	SB-7-0506MSD	KVJLJ1A8	N0825013	08/26/08	0248
08	SB-11-0708	KVJLP1AC	N0825014	08/26/08	0308
09	SB-4-0607	KVJLR1AJ	N0825015	08/26/08	0327
10	SB-1-0506	KVJLV1AQ	N0825016	08/26/08	0346
11	SB-3-0607	KVJLX1AC	N0825017	08/26/08	0406
12	SB-5-0708	KVJL01AK	N0825018	08/26/08	0425
13	SB-10-0607	KVJL41AC	N0825019	08/26/08	0445
14	SB-9-0708	KVJL61AC	N0825020	08/26/08	0504
15	SB-8-0506	KVJMC1AC	N0825021	08/26/08	0524
16	SB-6-0708	KVJME1AK	N0825022	08/26/08	0543
17					
18					
19					
20					
21					
22					

TestAmerica Pittsburgh

CONTINUING CALIBRATION COMPOUNDS

Instrument ID: 733.i
Lab File ID: N08250CC.D
Analysis Type:
Lab Sample ID: sstd4.0
Method: \\PITSVR06\D\chem\733.i\N082508.b\827011.m

Injection Date: 25-AUG-2008 22:50
Init. Cal. Date(s): 23-JUL-2008 23-JUL-2008
Init. Cal. Times: 02:29 04:28
Quant Type: ISTD

COMPOUND	RRF / AMOUNT	RF4	CCAL RRF4	MIN RRF	%D / %DRIFT	MAX %D / %DRIFT	CURVE TYPE
198 1,4-Dioxane	0.37709	0.43970	0.43970	0.010	-16.60379	25.00000	Averaged
10 N-Nitrosodimethylamine	0.53530	0.55283	0.55283	0.010	-3.27379	25.00000	Averaged
9 Pyridine	1.11556	1.11121	1.11121	0.010	0.38992	25.00000	Averaged
16 Methyl methanesulfonate	0.69914	0.68181	0.68181	0.010	2.47857	25.00000	Averaged
206 Benzaldehyde	4.00000	2.40875	0.45938	0.010	39.78129	0.000e+000	Quadratic
21 Aniline	1.97427	1.94803	1.94803	0.010	1.32934	25.00000	Averaged
22 Phenol	1.74429	1.74685	1.74685	0.010	-0.14689	20.00000	Averaged
23 bis(2-Chloroethyl)ether	1.13622	1.23360	1.23360	0.010	-8.57046	25.00000	Averaged
24 2-Chlorophenol	1.44213	1.44317	1.44317	0.010	-0.07182	25.00000	Averaged
26 1,3-Dichlorobenzene	1.66532	1.71747	1.71747	0.010	-3.13167	25.00000	Averaged
27 1,4-Dichlorobenzene	1.70760	1.69170	1.69170	0.010	0.93130	20.00000	Averaged
28 1,2-Dichlorobenzene	1.56406	1.61371	1.61371	0.010	-3.17461	25.00000	Averaged
29 Benzyl Alcohol	0.85194	0.76838	0.76838	0.010	9.80863	25.00000	Averaged
30 2-Methylphenol	1.18024	1.19146	1.19146	0.010	-0.95098	25.00000	Averaged
31 2,2'-oxybis(1-Chloropropane	1.63901	1.67489	1.67489	0.010	-2.18924	25.00000	Averaged
37 Acetophenone	1.74151	1.84163	1.84163	0.010	-5.74911	25.00000	Averaged
32 N-Nitroso-di-n-propylamine	0.80252	0.77359	0.77359	0.050	3.60443	50.00000	Averaged
192 4-Methylphenol	1.28337	1.17273	1.17273	0.010	8.62104	25.00000	Averaged
34 Hexachloroethane	0.67016	0.66283	0.66283	0.010	1.09352	25.00000	Averaged
35 Nitrobenzene	0.37502	0.39306	0.39306	0.010	-4.80829	25.00000	Averaged
41 Isophorone	0.63771	0.62661	0.62661	0.010	1.74161	25.00000	Averaged
42 2-Nitrophenol	0.19816	0.18649	0.18649	0.010	5.89094	20.00000	Averaged
43 2,4-Dimethylphenol	0.35355	0.34615	0.34615	0.010	2.09301	25.00000	Averaged
44 bis(2-Chloroethoxy)methane	0.37279	0.35122	0.35122	0.010	5.78794	25.00000	Averaged
48 2,4-Dichlorophenol	0.32821	0.30634	0.30634	0.010	6.66380	20.00000	Averaged
~~49 Benzoic Acid~~	~~10.00000~~	6.31056	0.10422	0.010	36.89440	0.000e+000	Quadratic
50 1,2,4-Trichlorobenzene	0.38867	0.37418	0.37418	0.010	3.72619	25.00000	Averaged
51 Naphthalene	1.08707	1.03099	1.03099	0.010	5.15898	25.00000	Averaged
52 4-Chloroaniline	0.43133	0.41041	0.41041	0.010	4.85140	25.00000	Averaged
54 2,6-Dichlorophenol	0.33770	0.35228	0.35228	0.010	-4.31905	25.00000	Averaged
56 Hexachlorobutadiene	0.24429	0.23308	0.23308	0.010	4.58970	20.00000	Averaged
208 Caprolactam	0.07243	0.06284	0.06284	0.010	13.23675	25.00000	Averaged
59 4-Chloro-3-Methylphenol	0.28980	0.26541	0.26541	0.010	8.41767	20.00000	Averaged
62 2-Methylnaphthalene	0.67233	0.68092	0.68092	0.010	-1.27880	25.00000	Averaged
63 1-Methylnaphthalene	0.65544	0.64840	0.64840	0.010	1.07448	25.00000	Averaged
64 Hexachlorocyclopentadiene	0.47584	0.41171	0.41171	0.050	13.47768	50.00000	Averaged
66 2,4,6-Trichlorophenol	0.42174	0.42530	0.42530	0.010	-0.84374	20.00000	Averaged
67 2,4,5-Trichlorophenol	0.45953	0.44651	0.44651	0.010	2.83304	25.00000	Averaged
209 1,1'-Biphenyl	1.61728	1.55398	1.55398	0.010	3.91365	25.00000	Averaged
70 2-Chloronaphthalene	1.27143	1.18519	1.18519	0.010	6.78303	25.00000	Averaged
73 2-Nitroaniline	0.32980	0.31441	0.31441	0.010	4.66880	25.00000	Averaged
76 Dimethylphthalate	1.26834	1.30317	1.30317	0.010	-2.74625	25.00000	Averaged

NOT Req'd

TestAmerica Pittsburgh

CONTINUING CALIBRATION COMPOUNDS

Instrument ID: 733.i
Lab File ID: N08250CC.D
Analysis Type:
Lab Sample ID: sstd4.0
Method: \\PITSVR06\D\chem\733.i\N082508.b\827011.m

Injection Date: 25-AUG-2008 22:50
Init. Cal. Date(s): 23-JUL-2008 23-JUL-2008
Init. Cal. Times: 02:29 04:28
Quant Type: ISTD

COMPOUND	RRF / AMOUNT	RF4	CCAL RRF4	MIN RRF	%D / %DRIFT	MAX %D / %DRIFT	CURVE TYPE
78 2,6-Dinitrotoluene	0.25753	0.25258	0.25258	0.010	1.92266	25.00000	Averaged
79 Acenaphthylene	1.82494	1.72694	1.72694	0.010	5.37010	25.00000	Averaged
81 3-Nitroaniline	0.27912	0.30300	0.30300	0.010	-8.55599	25.00000	Averaged
82 Acenaphthene	1.15149	1.11601	1.11601	0.010	3.08059	20.00000	Averaged
83 2,4-Dinitrophenol	10.00000	7.88350	0.10649	0.050	21.16495	0.000e+000	Quadratic
85 4-Nitrophenol	0.20703	0.23362	0.23362	0.050	-12.84650	50.00000	Averaged
86 Dibenzofuran	1.63446	1.58657	1.58657	0.010	2.93007	25.00000	Averaged
87 2,4-Dinitrotoluene	0.33656	0.35486	0.35486	0.010	-5.43610	25.00000	Averaged
91 2,3,5,6-Tetrachlorophenol	0.35468	0.35304	0.35304	0.010	0.46176	25.00000	Averaged
88 2,3,4,6-Tetrachlorophenol	0.36598	0.36559	0.36559	0.010	0.10502	25.00000	Averaged
92 2-Naphthylamine	0.87451	0.87805	0.87805	0.010	-0.40468	25.00000	Averaged
93 Diethylphthalate	1.18434	1.30239	1.30239	0.010	-9.96828	25.00000	Averaged
94 Fluorene	1.30130	1.27650	1.27650	0.010	1.90602	25.00000	Averaged
95 4-Chlorophenyl-phenylether	0.66304	0.65751	0.65751	0.010	0.83285	25.00000	Averaged
96 4-Nitroaniline	0.29193	0.29176	0.29176	0.010	0.05731	25.00000	Averaged
98 4,6-Dinitro-2-methylphenol	10.00000	9.11413	0.11134	0.010	8.85871	0.000e+000	Quadratic
99 N-Nitrosodiphenylamine (1)	0.51874	0.50119	0.50119	0.010	3.38300	20.00000	Averaged
100 1,2-Diphenylhydrazine	0.76695	0.79438	0.79438	0.010	-3.57599	25.00000	Averaged
106 4-Bromophenyl-phenylether	0.22744	0.20377	0.20377	0.010	10.40902	25.00000	Averaged
107 Hexachlorobenzene	0.21438	0.20179	0.20179	0.010	5.87327	25.00000	Averaged
210 Atrazine	0.20714	0.19477	0.19477	0.010	5.97013	25.00000	Averaged
111 Pentachlorophenol	0.14436	0.14868	0.14868	0.010	-2.98902	20.00000	Averaged
115 Phenanthrene	1.07822	1.02571	1.02571	0.010	4.87052	25.00000	Averaged
116 Anthracene	1.09359	1.08522	1.08522	0.010	0.76578	25.00000	Averaged
119 Carbazole	0.90840	0.91781	0.91781	0.010	-1.03537	25.00000	Averaged
120 Di-n-Butylphthalate	1.11235	1.14860	1.14860	0.010	-3.25916	25.00000	Averaged
123 Fluoranthene	1.10711	1.08694	1.08694	0.010	1.82232	20.00000	Averaged
~~124 Benzidine~~	4.00000	2.66287	0.37846	0.010	33.42825	0.000e+000	Quadratic
125 Pyrene	1.41469	1.33338	1.33338	0.010	5.74794	25.00000	Averaged
131 Butylbenzylphthalate	0.58910	0.57280	0.57280	0.010	2.76740	25.00000	Averaged
135 3,3'-Dichlorobenzidine	0.44383	0.44917	0.44917	0.010	-1.20446	25.00000	Averaged
136 Benzo(a)Anthracene	1.28111	1.25553	1.25553	0.010	1.99627	25.00000	Averaged
137 Chrysene	1.21586	1.13735	1.13735	0.010	6.45679	25.00000	Averaged
139 bis(2-ethylhexyl)Phthalate	0.82615	0.76939	0.76939	0.010	6.87058	25.00000	Averaged
140 Di-n-octylphthalate	1.58769	1.29876	1.29876	0.010	18.19804	20.00000	Averaged
141 Benzo(b)fluoranthene	1.56745	1.50792	1.50792	0.010	3.79751	25.00000	Averaged
142 Benzo(k)fluoranthene	1.70245	1.51273	1.51273	0.010	11.14397	25.00000	Averaged
143 7,12-dimethylbenz[a]anthrac	0.70617	0.58978	0.58978	0.010	16.48216	25.00000	Averaged
146 Benzo(a)pyrene	1.31210	1.30041	1.30041	0.010	0.89055	20.00000	Averaged
149 Indeno(1,2,3-cd)pyrene	1.54749	1.64948	1.64948	0.010	-6.59037	25.00000	Averaged
150 Dibenz(a,h)anthracene	1.22390	1.20065	1.20065	0.010	1.89990	25.00000	Averaged
151 Benzo(g,h,i)perylene	1.30197	1.36750	1.36750	0.010	-5.03311	25.00000	Averaged

NOT Req'd

TestAmerica Pittsburgh

CONTINUING CALIBRATION COMPOUNDS

Instrument ID: 733.i Injection Date: 25-AUG-2008 22:50
Lab File ID: N08250CC.D Init. Cal. Date(s): 23-JUL-2008 23-JUL-2008
Analysis Type: Init. Cal. Times: 02:29 04:28
Lab Sample ID: sstd4.0 Quant Type: ISTD
Method: \\PITSVR06\D\chem\733.i\N082508.b\827011.m

COMPOUND	RRF / AMOUNT	RF4	CCAL RRF4	MIN RRF	%D / %DRIFT	MAX %D / %DRIFT	CURVE TYPE
$ 154 Nitrobenzene-d5	0.38803	0.38293	0.38293	0.010	1.31349	25.00000	Averaged
$ 155 2-Fluorobiphenyl	1.38705	1.32285	1.32285	0.010	4.62831	25.00000	Averaged
$ 156 Terphenyl-d14	0.90470	0.85800	0.85800	0.010	5.16143	25.00000	Averaged
$ 157 Phenol-d5	1.58102	1.56812	1.56812	0.010	0.81605	25.00000	Averaged
$ 158 2-Fluorophenol	1.26555	1.23263	1.23263	0.010	2.60177	25.00000	Averaged
$ 159 2,4,6-Tribromophenol	0.09686	0.09262	0.09262	0.010	4.37507	25.00000	Averaged
$ 186 2-Chlorophenol-d4	1.47358	1.48680	1.48680	0.010	-0.89678	25.00000	Averaged
$ 187 1,2-Dichlorobenzene-d4	1.02251	1.00689	1.00689	0.010	1.52773	25.00000	Averaged

SW846 8270C METHOD BLANK SUMMARY

BLANK WORKORDER NO.: KVK3D1AA

Lab Name: TestAmerica Laboratories, Inc.

Lab Code: TALPIT

SDG Number:

Lab File ID: N0825008.

Lot Number: C8H210225

Date Analyzed: 08/26/08

Time Analyzed: 01:11

Matrix: SOLID

Date Extracted: 08/22/08

GC Column: ID: .00

Extraction Method: 3541

Instrument ID: 733

Level: (low/med) LOW

THIS METHOD BLANK APPLIES TO THE FOLLOWING SAMPLES, LCS, LCSD, MS , MSD:

	CLIENT ID.	SAMPLE WORK ORDER #	LAB FILE ID	DATE ANALYZED	TIME ANALYZED
1	SB-2-0910	KVJKM1AC	N0825010.	08/26/08	01:50
2	SB-7-0506	KVJLJ1AK	N0825011.	08/26/08	02:09
3	SB-7-0506	KVJLJ1A7 S	N0825012.	08/26/08	02:29
4	SB-7-0506	KVJLJ1A8 D	N0825013.	08/26/08	02:48
5	SB-11-0708	KVJLP1AC	N0825014.	08/26/08	03:08
6	SB-4-0607	KVJLR1AJ	N0825015.	08/26/08	03:27
7	SB-1-0506	KVJLV1AQ	N0825016.	08/26/08	03:46
8	SB-3-0607	KVJLX1AC	N0825017.	08/26/08	04:06
9	SB-5-0708	KVJL01AK	N0825018.	08/26/08	04:25
10	SB-10-0607	KVJL41AC	N0825019.	08/26/08	04:45
11	SB-9-0708	KVJL61AC	N0825020.	08/26/08	05:04
12	SB-8-0506	KVJMC1AC	N0825021.	08/26/08	05:24
13	SB-6-0708	KVJME1AK	N0825022.	08/26/08	05:43
14	CHECK SAMPLE	KVK3D1AC C	N0825009.	08/26/08	01:31
15					
16					
17					
18					
19					
20					
21					
22					
23					
24					
25					
26					
27					
28					
29					
30					

COMMENTS:

FORM IV

METHOD BLANK REPORT

GC/MS Semivolatiles

Client Lot #...: C8H210225 **Work Order #...:** KVK3D1AA **Matrix.....:** SOLID
MB Lot-Sample #: C8H220000-011

Prep Date.....: 08/22/08 **Analysis Time..:** 01:11
Analysis Date..: 08/26/08 **Prep Batch #...:** 8235011 **Final Wgt/Vol..:** 5 mL
Dilution Factor: 1 **Initial Wgt/Vol:** 15 g **Instrument ID..:** 733
Analyst ID.....: 003200

PARAMETER	RESULT	REPORTING LIMIT	UNITS	METHOD
Acenaphthene	ND	330	ug/kg	SW846 8270C
Acenaphthylene	ND	330	ug/kg	SW846 8270C
Acetophenone	ND	330	ug/kg	SW846 8270C
Anthracene	ND	330	ug/kg	SW846 8270C
Atrazine	ND	330	ug/kg	SW846 8270C
Benzo(a)anthracene	ND	330	ug/kg	SW846 8270C
Benzo(a)pyrene	ND	330	ug/kg	SW846 8270C
Benzo(b)fluoranthene	ND	330	ug/kg	SW846 8270C
Benzo(ghi)perylene	ND	330	ug/kg	SW846 8270C
Benzo(k)fluoranthene	ND	330	ug/kg	SW846 8270C
Benzaldehyde	ND	330	ug/kg	SW846 8270C
1,1'-Biphenyl	ND	330	ug/kg	SW846 8270C
bis(2-Chloroethoxy) methane	ND	330	ug/kg	SW846 8270C
bis(2-Chloroethyl)-ether	ND	330	ug/kg	SW846 8270C
bis(2-Ethylhexyl) phthalate	ND	330	ug/kg	SW846 8270C
4-Bromophenyl phenyl ether	ND	330	ug/kg	SW846 8270C
Butyl benzyl phthalate	ND	330	ug/kg	SW846 8270C
Caprolactam	ND	330	ug/kg	SW846 8270C
Carbazole	ND	330	ug/kg	SW846 8270C
4-Chloroaniline	ND	330	ug/kg	SW846 8270C
4-Chloro-3-methylphenol	ND	330	ug/kg	SW846 8270C
2-Chloronaphthalene	ND	330	ug/kg	SW846 8270C
2-Chlorophenol	ND	330	ug/kg	SW846 8270C
4-Chlorophenyl phenyl ether	ND	330	ug/kg	SW846 8270C
Chrysene	ND	330	ug/kg	SW846 8270C
Dibenz(a,h)anthracene	ND	330	ug/kg	SW846 8270C
Dibenzofuran	ND	330	ug/kg	SW846 8270C
3,3'-Dichlorobenzidine	ND	1600	ug/kg	SW846 8270C
2,4-Dichlorophenol	ND	330	ug/kg	SW846 8270C
Diethyl phthalate	ND	330	ug/kg	SW846 8270C
2,4-Dimethylphenol	ND	330	ug/kg	SW846 8270C
Dimethyl phthalate	ND	330	ug/kg	SW846 8270C
Di-n-butyl phthalate	ND	330	ug/kg	SW846 8270C
4,6-Dinitro-2-methylphenol	ND	1600	ug/kg	SW846 8270C

(Continued on next page)

METHOD BLANK REPORT

GC/MS Semivolatiles

Client Lot #...: C8H210225 **Work Order #...:** KVK3D1AA **Matrix.....:** SOLID

PARAMETER	RESULT	REPORTING LIMIT	UNITS	METHOD
2,4-Dinitrophenol	ND	1600	ug/kg	SW846 8270C
2,4-Dinitrotoluene	ND	330	ug/kg	SW846 8270C
2,6-Dinitrotoluene	ND	330	ug/kg	SW846 8270C
Di-n-octyl phthalate	ND	330	ug/kg	SW846 8270C
Fluoranthene	ND	330	ug/kg	SW846 8270C
Fluorene	ND	330	ug/kg	SW846 8270C
Hexachlorobenzene	ND	330	ug/kg	SW846 8270C
Hexachlorobutadiene	ND	330	ug/kg	SW846 8270C
Hexachlorocyclopenta-diene	ND	1600	ug/kg	SW846 8270C
Hexachloroethane	ND	330	ug/kg	SW846 8270C
Indeno(1,2,3-cd)pyrene	ND	330	ug/kg	SW846 8270C
Isophorone	ND	330	ug/kg	SW846 8270C
2-Methylnaphthalene	ND	330	ug/kg	SW846 8270C
2-Methylphenol	ND	330	ug/kg	SW846 8270C
4-Methylphenol	ND	330	ug/kg	SW846 8270C
Naphthalene	ND	330	ug/kg	SW846 8270C
2-Nitroaniline	ND	1600	ug/kg	SW846 8270C
3-Nitroaniline	ND	1600	ug/kg	SW846 8270C
4-Nitroaniline	ND	1600	ug/kg	SW846 8270C
Nitrobenzene	ND	330	ug/kg	SW846 8270C
2-Nitrophenol	ND	330	ug/kg	SW846 8270C
4-Nitrophenol	ND	1600	ug/kg	SW846 8270C
N-Nitrosodi-n-propyl-amine	ND	330	ug/kg	SW846 8270C
N-Nitrosodiphenylamine	ND	330	ug/kg	SW846 8270C
2,2'-oxybis (1-Chloropropane)	ND	330	ug/kg	SW846 8270C
Pentachlorophenol	ND	1600	ug/kg	SW846 8270C
Phenanthrene	ND	330	ug/kg	SW846 8270C
Phenol	ND	330	ug/kg	SW846 8270C
Pyrene	ND	330	ug/kg	SW846 8270C
2,4,5-Trichloro-phenol	ND	330	ug/kg	SW846 8270C
2,4,6-Trichloro-phenol	ND	330	ug/kg	SW846 8270C

SURROGATE	PERCENT RECOVERY	RECOVERY LIMITS
2,4,6-Tribromophenol	81	(10 - 117)
2-Fluorobiphenyl	71	(20 - 109)
2-Fluorophenol	69	(10 - 113)
Nitrobenzene-d5	71	(18 - 106)
Phenol-d5	75	(18 - 113)
Terphenyl-d14	87	(10 - 138)

(Continued on next page)

METHOD BLANK REPORT

GC/MS Semivolatiles

Client Lot #...: C8H210225 **Work Order #...:** KVK3D1AA **Matrix.....:** SOLID

NOTE(S):

Calculations are performed before rounding to avoid round-off errors in calculated results.

SW846 8270C SURROGATE RECOVERY

Lab Name: TestAmerica Laboratories, Inc. Client: Tetra Tech NUS, Inc

Lab Code: TALPIT SDG No:

Lot #: C8H210225

Extraction: XXA4FQL01

	CLIENT ID.	SRG01	SRG02	SRG03	SRG04	SRG05	SRG06	TOT OUT
1	SB-2-0910	75	72	75	78	92	81	00
2	SB-7-0506	79	76	78	79	85	83	00
3	SB-11-0708	80	71	75	74	90	86	00
4	SB-4-0607	74	76	76	77	78	77	00
5	SB-1-0506	73	68	71	73	87	79	00
6	SB-3-0607	69	67	68	70	70	69	00
7	SB-5-0708	39	39	38	41	45	40	00
8	SB-10-0607	77	75	77	76	86	81	00
9	SB-9-0708	63	60	62	62	82	76	00
0	SB-8-0506	61	61	64	62	67	64	00
1	SB-6-0708	82	75	80	79	98	81	00
2	METHOD BLK. KVK3D1AA	71	69	71	75	87	81	00
3	LCS KVK3D1AC	75	72	75	77	86	91	00
4	SB-7-0506 D	78	75	78	78	90	93	00
5	SB-7-0506 S	76	74	72	79	89	89	00

SURROGATES		QC LIMITS
SRG01	= 2-Fluorobiphenyl	(20-109)
SRG02	= 2-Fluorophenol	(10-113)
SRG03	= Nitrobenzene-d5	(18-106)
SRG04	= Phenol-d5	(18-113)
SRG05	= Terphenyl-d14	(10-138)
SRG06	= 2,4,6-Tribromophenol	(10-117)

\# Column to be used to flag recovery values
* Values outside of required QC Limits
D System monitoring Compound diluted out

FORM II

SW846 8270C MATRIX SPIKE/MATRIX SPIKE DUPLICATE RECOVERY

ab Name: TestAmerica Laboratories, Inc. Client: Tetra Tech NUS, Inc

ab Code: TALPIT SDG No:

latrix Spike ID: SB-7-0506 Level: (low/med) LOW

ot #: C8H210225 WO #: KVJLJ1A7
BATCH: 8235011

COMPOUND	SPIKE ADDED (ug/kg)	SAMPLE CONCENT. (ug/kg)	MS CONCENT. (ug/kg)	MS % REC	LIMITS REC	QUAL
1,2,4-Trichlorobenzene	8090	ND	5610	69	21 - 118	
1,4-Dichlorobenzene	8090	ND	5260	65	20 - 105	
2,4-Dinitrotoluene	8090	ND	7000	87	15 - 132	
2-Chlorophenol	8090	ND	5910	73	16 - 120	
4-Chloro-3-methylphenol	8090	ND	6170	76	16 - 128	
4-Nitrophenol	8090	ND	6340	78	10 - 154	
Acenaphthene	8090	ND	6090	75	15 - 130	
N-Nitrosodi-n-propylamine	8090	ND	6320	78	30 - 118	
Pentachlorophenol	8090	ND	7080	88	10 - 136	
Phenol	8090	ND	5790	72	19 - 119	
Pyrene	8090	ND	6580	81	10 - 168	
Butyl benzyl phthalate	8090	ND	6200	77	27 - 130	
4-Bromophenyl phenyl ethe	8090	ND	6360	79	27 - 136	
4-Methylphenol	16200	ND	12200	75	17 - 131	
Hexachloroethane	8090	ND	5480	68	13 - 111	
Naphthalene	8090	ND	5830	72	10 - 140	

NOTES (S) :

Results and reporting limits have been adjusted for dry weight.

Column to be used to flag recovery and RPD values with an asterisk
Values outside of QC limits

PD: 0 out of 0 outside limits
pike Recovery: 0 out of 16 outside limits

OMMENTS:

FORM III

SW846 8270C MATRIX SPIKE/MATRIX SPIKE DUPLICATE RECOVERY

Lab Name: TestAmerica Laboratories, Inc. Client: Tetra Tech NUS, Inc

Lab Code: TALPIT SDG No:

Matrix Spike ID: SB-7-0506 Level: (low/med) LOW

Lot #: C8H210225 WO #: KVJLJ1A8

BATCH: 8235011

COMPOUND	SPIKE ADDED (ug/kg)	MSD CONCENT. (ug/kg)	MSD % REC	% RPD	QC LIMITS RPD	QC LIMITS REC	QUAL
1,2,4-Trichlorobenzene	8090	6020	75	7.1	49	21 - 118	
1,4-Dichlorobenzene	8090	5320	66	1.3	62	20 - 105	
2,4-Dinitrotoluene	8090	7070	87	0.95	49	15 - 132	
2-Chlorophenol	8090	6110	76	3.3	54	16 - 120	
4-Chloro-3-methylphenol	8090	6580	81	6.5	52	16 - 128	
4-Nitrophenol	8090	6460	80	2.0	88	10 - 154	
Acenaphthene	8090	6140	76	0.85	50	15 - 130	
N-Nitrosodi-n-propylamine	8090	6500	80	2.8	51	30 - 118	
Pentachlorophenol	8090	7780	96	9.4	123	10 - 136	
Phenol	8090	6100	75	5.2	50	19 - 119	
Pyrene	8090	6640	82	0.92	69	10 - 168	
Butyl benzyl phthalate	8090	6450	80	4.1	48	27 - 130	
4-Bromophenyl phenyl ethe	8090	6660	82	4.7	48	27 - 136	
4-Methylphenol	16200	12100	75	0.83	50	17 - 131	
Hexachloroethane	8090	5730	71	4.5	63	13 - 111	
Naphthalene	8090	6180	76	5.8	56	10 - 140	

√ √

NOTES(S):

Results and reporting limits have been adjusted for dry weight.

Column to be used to flag recovery and RPD values with an asterisk
Values outside of QC limits

RPD: 0 out of 16 outside limits
Spike Recovery: 0 out of 16 outside limits

COMMENTS:

FORM 8
SEMIVOLATILE INTERNAL STANDARD AREA AND RT SUMMARY

Lab Name: TESTAMERICA PITTSBURGH Contract:

Lab Code: TA Case No.: SAS No.: SDG No.: C8H210225

Lab File ID (Standard): N08250CC Date Analyzed: 08/25/08

Instrument ID: 733 Time Analyzed: 2250

		IS1 (DCB) AREA #	RT #	IS2 (NPT) AREA #	RT #	IS3 (ANT) AREA #	RT #
	12 HOUR STD	137302	4.41	508028	5.38	279097	6.72
	UPPER LIMIT	274604	4.91	1016056	5.88	558194	7.22
	LOWER LIMIT	68651	3.91	254014	4.88	139549	6.22
	CLIENT SAMPLE NO.						
01	INTRA-LAB BL	174958	4.41	643663	5.37	361190	6.72
02	INTRA-LAB CH	166348	4.40	594469	5.37	334411	6.71
03	SB-2-0910	180639	4.40	643355	5.37	382524	6.71
04	SB-7-0506	160970	4.41	587002	5.38	335273	6.71
05	SB-7-0506MS	158645	4.40	589172	5.37	323385	6.71
06	SB-7-0506MSD	148096	4.40	529629	5.37	300392	6.71
07	SB-11-0708	170096	4.41	616031	5.37	335761	6.70
08	SB-4-0607	160959	4.41	594318	5.38	340483	6.71
09	SB-1-0506	157153	4.41	572860	5.37	319965	6.71
10	SB-3-0607	162389	4.40	594058	5.37	340431	6.70
11	SB-5-0708	155766	4.40	596660	5.37	326540	6.70
12	SB-10-0607	155306	4.40	553793	5.37	312318	6.71
13	SB-9-0708	165030	4.41	594141	5.37	334432	6.71
14	SB-8-0506	161441	4.40	562588	5.37	318485	6.70
15	SB-6-0708	166751	4.40	602354	5.37	333157	6.70
16							
17							
18							
19							
20							
21							
22							

IS1 (DCB) = 1,4-Dichlorobenzene-d4
IS2 (NPT) = Naphthalene-d8
IS3 (ANT) = Acenaphthene-d10

AREA UPPER LIMIT = +100% of internal standard area
AREA LOWER LIMIT = - 50% of internal standard area
RT UPPER LIMIT = + 0.50 minutes of internal standard RT
RT LOWER LIMIT = - 0.50 minutes of internal standard RT

Column used to flag internal standard area values with an asterisk.
* Values outside of QC limits.

FORM 8
SEMIVOLATILE INTERNAL STANDARD AREA AND RT SUMMARY

Lab Name: TESTAMERICA PITTSBURGH Contract:

Lab Code: TA Case No.: SAS No.: SDG No.: C8H210225

Lab File ID (Standard): N08250CC Date Analyzed: 08/25/08

Instrument ID: 733 Time Analyzed: 2250

		IS4 (PHN) AREA	#	RT	#	IS5 (CRY) AREA	#	RT	#	IS6 (PRY) AREA	#	RT	#
	12 HOUR STD	471960		7.85		405711		9.88		385898		11.17	
	UPPER LIMIT	943920		8.35		811422		10.38		771796		11.67	
	LOWER LIMIT	235980		7.35		202856		9.38		192949		10.67	
	CLIENT SAMPLE NO.												
01	INTRA-LAB BL	620450		7.85		494642		9.88		503148		11.16	
02	INTRA-LAB CH	548001		7.84		478252		9.87		389855		11.15	
03	SB-2-0910	657367		7.84		498376		9.87		493806		11.14	
04	SB-7-0506	547921		7.84		468133		9.87		462460		11.16	
05	SB-7-0506MS	537794		7.84		447861		9.87		384943		11.15	
06	SB-7-0506MSD	495571		7.84		424359		9.87		364941		11.14	
07	SB-11-0708	585312		7.84		466347		9.87		457380		11.14	
08	SB-4-0607	543069		7.84		453036		9.87		469221		11.16	
09	SB-1-0506	536212		7.84		430172		9.87		436549		11.15	
10	SB-3-0607	563400		7.84		447747		9.86		451414		11.14	
11	SB-5-0708	559107		7.83		432367		9.86		436547		11.14	
12	SB-10-0607	522690		7.84		448912		9.87		448429		11.14	
13	SB-9-0708	563620		7.84		451369		9.87		446401		11.15	
14	SB-8-0506	534258		7.84		450004		9.86		446023		11.14	
15	SB-6-0708	575079		7.83		431517		9.86		408706		11.13	
16													
17													
18													
19													
20													
21													
22													

IS4 (PHN) = Phenanthrene-d10
IS5 (CRY) = Chrysene-d12
IS6 (PRY) = Perylene-d12

AREA UPPER LIMIT = +100% of internal standard area
AREA LOWER LIMIT = - 50% of internal standard area
RT UPPER LIMIT = + 0.50 minutes of internal standard RT
RT LOWER LIMIT = - 0.50 minutes of internal standard RT

Column used to flag internal standard area values with an asterisk.
* Values outside of QC limits.

SW846 8270C CHECK SAMPLE RECOVERY / LCS

Lab Name: TestAmerica Laboratories, Inc. Client: Tetra Tech NUS, Inc

Lab Code: TALPIT SDG No:

Lot #: C8H220000 WO #: KVK3D1AC
BATCH: 8235011

COMPOUND	SPIKE ADDED (ug/kg)	SAMPLE CONCENT. (ug/kg)	% REC	QC LIMITS REC	QUAL
1,2,4-Trichlorobenzene	6670	4910	74	37 - 111	
1,4-Dichlorobenzene	6670	4550	68	36 - 107	
2,4-Dinitrotoluene	6670	5630	84	35 - 117	
2-Chlorophenol	6670	4810	72	38 - 109	
4-Chloro-3-methylphenol	6670	5370	81	39 - 111	
4-Nitrophenol	6670	5410	81	30 - 125	
Acenaphthene	6670	5070	76	38 - 112	
N-Nitrosodi-n-propylamine	6670	5050	76	36 - 114	
Pentachlorophenol	6670	5520	83	21 - 127	
Phenol	6670	4750	71	36 - 110	
Pyrene	6670	5340	80	43 - 118	
Butyl benzyl phthalate	6670	5080	76	47 - 115	
4-Bromophenyl phenyl ethe	6670	4950	74	46 - 120	
4-Methylphenol	13300	9960	75	41 - 117	
Hexachloroethane	6670	4790	72	40 - 106	
Naphthalene	6670	4970	75	44 - 109	

NOTES(S):

Values outside of QC limits

Spike Recovery: 0 out of 16 outside limits

COMMENTS:

FORM III

8D

PESTICIDE ANALYTICAL SEQUENCE

Lab Name: TESTAMERICA PITTSBURGH Contract:

Lab Code: TA Case No.: SAS No.: SDG No.: SDGA00532

GC Column: MR-1 ID: 0.53 (mm) Init. Calib. Date(s): 08/18/08 08/18/08

Instrument ID: GC14

AROCLOR PCB Cal. Seq

THE ANALYTICAL SEQUENCE OF PERFORMANCE EVALUATION MIXTURES, BLANKS, SAMPLES, AND STANDARDS IS GIVEN BELOW:

	MEAN SURROGATE RT FROM INITIAL CALIBRATION					
	EPA SAMPLE NO.	LAB SAMPLE ID	DATE ANALYZED	TIME ANALYZED	RT #	RT #
01		M2154	08/18/08	0808		
02		M1232	08/18/08	0828		
03		M1242	08/18/08	0848		
04		M1248	08/18/08	0908		
05		M1262	08/18/08	0928		
06		M1268	08/18/08	0948		
07		XL1660	08/18/08	1046		
08		L1660	08/18/08	1106		
09		ML1660	08/18/08	1126		
10		M1660	08/18/08	1146		
11		MH1660	08/18/08	1206		
12		H1660	08/18/08	1226		
13		XH1660	08/18/08	1246		
14		2M2154	08/18/08	1306		
15		2M1232	08/18/08	1326		
16		2M1242	08/18/08	1346		
17		2M1248	08/18/08	1406		
18		2M1262	08/18/08	1426		
19		2M1268	08/18/08	1446		
20		2M1660	08/18/08	1506		
21						
22						
23						
24						
25						
26						
27						
28						
29						
30						
31						
32						

QC LIMITS

Column used to flag retention time values with an asterisk.
* Values outside of QC limits.

Report Date : 19-Aug-2008 07:29

TestAmerica Pittsburgh

INITIAL CALIBRATION DATA

6E
HP6890 GC-14
MR-1

Start Cal Date : 18-AUG-2008 08:08
End Cal Date : 18-AUG-2008 12:46
Quant Method : ESTD
Origin : Disabled
Target Version : 4.14
Integrator : Falcon
Method file : \\PITSVR06\D\chem\gc14.i\08178.b\PCBA.m
Last Edit : 19-Aug-2008 07:25 gc14.i
Curve Type : Average

Calibration File Names:
Level 1: \\PITSVR06\D\chem\gc14.i\08178.b\Y0880481.D
Level 2: \\PITSVR06\D\chem\gc14.i\08178.b\Y0880482.D
Level 3: \\PITSVR06\D\chem\gc14.i\08178.b\Y0880483.D
Level 4: \\PITSVR06\D\chem\gc14.i\08178.b\Y0880484.D
Level 5: \\PITSVR06\D\chem\gc14.i\08178.b\Y0880485.D
Level 6: \\PITSVR06\D\chem\gc14.i\08178.b\Y0880486.D
Level 7: \\PITSVR06\D\chem\gc14.i\08178.b\Y0880480.D

Compound	0.05000 Level 1	0.20000 Level 2	0.50000 Level 3	1.000 Level 4	2.000 Level 5	4.000 Level 6	0.01000 Level 7	RRF	% RSD	
1 Aroclor-1221(1)	+++++	+++++	546638	+++++	+++++	+++++	+++++	546638	0.000	
(2)	+++++	+++++	383532	+++++	+++++	+++++	+++++	383532	0.000	<-
(3)	+++++	+++++	1148138	+++++	+++++	+++++	+++++	1148138	0.000	<-
3 Aroclor-1232(1)	+++++	+++++	602500	+++++	+++++	+++++	+++++	602500	0.000	
(2)	+++++	+++++	708762	+++++	+++++	+++++	+++++	708762	0.000	<-
(3)	+++++	+++++	538100	+++++	+++++	+++++	+++++	538100	0.000	<-
(4)	+++++	+++++	635600	+++++	+++++	+++++	+++++	635600	0.000	<-
(5)	+++++	+++++	644146	+++++	+++++	+++++	+++++	644146	0.000	<-

Report Date : 19-Aug-2008 07:29

TestAmerica Pittsburgh

INITIAL CALIBRATION DATA

Start Cal Date : 18-AUG-2008 08:08
End Cal Date : 18-AUG-2008 12:46
Quant Method : ESTD
Origin : Disabled
Target Version : 4.14
Integrator : Falcon
Method file : \\PITSVR06\D\chem\gc14.i\08178.b\PCBA.m
Last Edit : 19-Aug-2008 07:25 gc14.i
Curve Type : Average

Compound	0.05000 Level 1	0.20000 Level 2	0.50000 Level 3	1.000 Level 4	2.000 Level 5	4.000 Level 6	RRF	% RSD
	0.01000 Level 7							
4 Aroclor-1016(1)	1536380	1863050	1755536	1697565	1593248	1583834		
	1844600						1696316	7.692
(2)	1002380	1218500	1089832	1135457	1039262	1032790		
	1195500						1101960	7.613
(3)	1167680	1479845	1404134	1386800	1376071	1333046		
	1439600						1369597	7.343
(4)	1330420	1624630	1620742	1577405	1537782	1520008		
	1574700						1540812	6.523
(5)	1230800	1565265	1564988	1460613	1488936	1465889		
	1521700						1471170	7.772
5 Aroclor-1242(1)	+++++	+++++	1392264	+++++	+++++	+++++		
	+++++						1392264	0.000
(2)	+++++	+++++	925886	+++++	+++++	+++++		
	+++++						925886	0.000 <-
(3)	+++++	+++++	1155596	+++++	+++++	+++++		
	+++++						1155596	0.000 <-
(4)	+++++	+++++	1003196	+++++	+++++	+++++		
	+++++						1003196	0.000 <-
(5)	+++++	+++++	821826	+++++	+++++	+++++		
	+++++						821826	0.000 <-
6 Aroclor-1248(1)	+++++	+++++	1743416	+++++	+++++	+++++		
	+++++						1743416	0.000

Report Date : 19-Aug-2008 07:29

TestAmerica Pittsburgh

INITIAL CALIBRATION DATA

Start Cal Date : 18-AUG-2008 08:08
End Cal Date : 18-AUG-2008 12:46
Quant Method : ESTD
Origin : Disabled
Target Version : 4.14
Integrator : Falcon
Method file : \\PITSVR06\D\chem\gc14.i\08178.b\PCBA.m
Last Edit : 19-Aug-2008 07:25 gc14.i
Curve Type : Average

Compound	0.05000 Level 1 / 0.01000 Level 7	0.20000 Level 2	0.50000 Level 3	1.000 Level 4	2.000 Level 5	4.000 Level 6	RRF	% RSD	
(2)	***** / *****	*****	2366942	*****	*****	*****	2366942	0.000	<-
(3)	***** / *****	*****	1594026	*****	*****	*****	1594026	0.000	<-
(4)	***** / *****	*****	824252	*****	*****	*****	824252	0.000	<-
(5)	***** / *****	*****	1187782	*****	*****	*****	1187782	0.000	<-
7 Aroclor-1254 (1)	***** / *****	*****	3214380	*****	*****	*****	3214380	0.000	
(2)	***** / *****	*****	2176570	*****	*****	*****	2176570	0.000	<-
(3)	***** / *****	*****	3587954	*****	*****	*****	3587954	0.000	<-
(4)	***** / *****	*****	1511420	*****	*****	*****	1511420	0.000	<-
(5)	***** / *****	*****	2781536	*****	*****	*****	2781536	0.000	<-
8 Aroclor-1260 (1)	2768740 / 3144200	3464675	3324652	3351773	3076595	3173998	3186376	7.160	✓
(2)	2423560 / 2525900	3045345	3081364	2837620	2648127	2705846	2752537	9.068	

Report Date : 19-Aug-2008 07:29

TestAmerica Pittsburgh

INITIAL CALIBRATION DATA

Start Cal Date : 18-AUG-2008 08:08
End Cal Date : 18-AUG-2008 12:46
Quant Method : ESTD
Origin : Disabled
Target Version : 4.14
Integrator : Falcon
Method file : \\PITSVR06\D\chem\gc14.i\08178.b\PCBA.m
Last Edit : 19-Aug-2008 07:25 gc14.i
Curve Type : Average

Compound	0.05000 Level 1	0.20000 Level 2	0.50000 Level 3	1.000 Level 4	2.000 Level 5	4.000 Level 6	RRF	% RSD	
	0.01000 Level 7								
(3)	2388580	3009675	2935408	2810153	2744423	2782927			
	2502600						2739109	8.130	
(4)	4901320	6294120	6518468	6455937	6022982	6666846			
	5282800						6020353	11.198	
(5)	2792100	3653960	3747510	3755496	3407664	3771527			
	3207000						3476465	10.605	
9 Aroclor-1262 (1)	+++++	+++++	2575774	+++++	+++++	+++++			
	+++++						2575774	0.000	
(2)	+++++	+++++	1957698	+++++	+++++	+++++			
	+++++						1957698	0.000	<-
(3)	+++++	+++++	3716952	+++++	+++++	+++++			
	+++++						3716952	0.000	<-
(4)	+++++	+++++	4775608	+++++	+++++	+++++			
	+++++						4775608	0.000	<-
(5)	+++++	+++++	1966248	+++++	+++++	+++++			
	+++++						1966248	0.000	<-
10 Aroclor-1268 (1)	+++++	+++++	10356800	+++++	+++++	+++++			
	+++++						10356800	0.000	<-
(2)	+++++	+++++	9193868	+++++	+++++	+++++			
	+++++						9193868	0.000	<-
(3)	+++++	+++++	7445256	+++++	+++++	+++++			
	+++++						7445256	0.000	<-

Report Date : 19-Aug-2008 07:29

TestAmerica Pittsburgh

INITIAL CALIBRATION DATA

Start Cal Date : 18-AUG-2008 08:08
End Cal Date : 18-AUG-2008 12:46
Quant Method : ESTD
Origin : Disabled
Target Version : 4.14
Integrator : Falcon
Method file : \\PITSVR06\D\chem\gc14.i\08178.b\PCBA.m
Last Edit : 19-Aug-2008 07:25 gc14.i
Curve Type : Average

Compound	0.05000 Level 1	0.20000 Level 2	0.50000 Level 3	1.000 Level 4	2.000 Level 5	4.000 Level 6	RRF	% RSD	
	0.01000 Level 7								
(4)	+++++	+++++	2023434	+++++	+++++	+++++			
	+++++						2023434	0.000	<-
$ 2 Tetrachloro-m-xylene	49628800	61772400	61427200	55881360	50482950	51170930			
	56932000						55327949	9.182	
$ 11 Decachlorobiphenyl	24721600	31924700	33615400	32610600	28311830	32023025			
	31706000						30701879	10.114	

Data File: \\PITSVR06\D\chem\gc14.i\08178.b\Y0880493.D
Report Date: 19-Aug-2008 07:25

TE
HP6890 GC-14
MR-1

TestAmerica Pittsburgh

CONTINUING CALIBRATION COMPOUNDS

Instrument ID: gc14.i
Lab File ID: Y0880493.D
Analysis Type:
Lab Sample ID: 2M1660
Method: \\PITSVR06\D\chem\gc14.i\08178.b\PCBA.m

Injection Date: 18-AUG-2008 15:06
Init. Cal. Date(s): 18-AUG-2008 18-AUG-2008
Init. Cal. Times: 08:08 12:46
Quant Type: ESTD

COMPOUND	RRF / AMOUNT	RF0.500	MIN RRF	%D / %DRIFT	MAX %D / %DRIFT	CURVE TYPE	
4 Aroclor-1016 (1)	1696316	1430828	0.010	15.65087	15.00000	Averaged	<-
(2)	1101960	943900	0.010	14.34354	15.00000	Averaged	
(3)	1369597	1146738	0.010	16.27184	15.00000	Averaged	<-
(4)	1540812	1325352	0.010	13.98356	15.00000	Averaged	
(5)	1471170	1241138	0.010	15.63599	15.00000	Averaged	<-
$ 2 Tetrachloro-m-xylene	55327949	2367600	0.000	95.72079	15.00000	Averaged	<-
$ 11 Decachlorobiphenyl	30701879	667440	0.010	97.82606	15.00000	Averaged	<-
8 Aroclor-1260 (1)	3186376	2926214	0.010	8.16483	15.00000	Averaged	
(2)	2752537	2775328	0.010	-0.82799	15.00000	Averaged	
(3)	2739109	2730952	0.010	0.29781	15.00000	Averaged	
(4)	6020353	5758690	0.010	4.34631	15.00000	Averaged	
(5)	3476465	3430644	0.010	1.31804	15.00000	Averaged	

15.2 %
NA 8/19/08

8D

PESTICIDE ANALYTICAL SEQUENCE

Lab Name: .TESTAMERICA PITTSBURGH Contract:

Lab Code: TA Case No.: SAS No.: 40325 SDG No.: C8H210225

GC Column: MR-1 ID: 0.53 (mm) Init. Calib. Date(s): 08/18/08 08/18/08

Instrument ID: GC14

THE ANALYTICAL SEQUENCE OF PERFORMANCE EVALUATION MIXTURES, BLANKS, SAMPLES, AND STANDARDS IS GIVEN BELOW:

	MEAN SURROGATE RT FROM INITIAL CALIBRATION					
	EPA SAMPLE NO.	LAB SAMPLE ID	DATE ANALYZED	TIME ANALYZED	RT #	RT #
01		M2154	08/25/08	0740		
02		M1232	08/25/08	0800		
03		M1242	08/25/08	0820		
04		M1248	08/25/08	0840		
05		M1262	08/25/08	0900		
06		M1268	08/25/08	0920		
07		M1660	08/25/08	0940		
08		MH1660	08/26/08	1604		
09	SB-2-0910	KVJKM1AD	08/26/08	1920		
10	SB-7-0506	KVJLJ1AL	08/26/08	1940		
11	SB-3-0607	KVJLX1AD	08/26/08	2000		
12	SB-5-0708	KVJL01AL	08/26/08	2020		
13	SB-6-0708	KVJME1AL	08/26/08	2040		
14	PBLK6017	KVNGC1AA	08/26/08	2100		
15	LCS6017	KVNGC1AC	08/26/08	2120		
16		MH1660	08/26/08	2220		
17						
18						
19						
20						
21						
22						
23						
24						
25						
26						
27						
28						
29						
30						
31						
32						

QC LIMITS

Column used to flag retention time values with an asterisk.
* Values outside of QC limits.

Data File: \\PITSVR06\D\chem\gc14.i\08178.b\Y0880747.D
Report Date: 27-Aug-2008 07:48

7E

HP6890 GC-14
MR-1

TestAmerica Pittsburgh

CONTINUING CALIBRATION COMPOUNDS

Instrument ID: gc14.i
Lab File ID: Y0880747.D
Analysis Type:
Lab Sample ID: MH1660
Method: \\PITSVR06\D\chem\gc14.i\08178.b\PCBA.m

Injection Date: 26-AUG-2008 16:04
Init. Cal. Date(s): 18-AUG-2008 18-AUG-2008
Init. Cal. Times: 08:08 12:46
Quant Type: ESTD

COMPOUND	RRF / AMOUNT	RF1	MIN RRF	%D / %DRIFT	MAX %D / %DRIFT	CURVE TYPE	
4 Aroclor-1016 (1)	1696316	1896456	0.010	-11.79850	15.00000	Averaged	
(2)	1101960	1209331	0.010	-9.74362	15.00000	Averaged	
(3)	1369597	1512864	0.010	-10.46056	15.00000	Averaged	
(4)	1540812	1663735	0.010	-7.97778	15.00000	Averaged	
(5)	1471170	1606022	0.010	-9.16630	15.00000	Averaged	
$ 2 Tetrachloro-m-xylene	55327949	60034120	0.000	-8.50596	15.00000	Averaged	
$ 11 Decachlorobiphenyl	30701879	26053040	0.010	15.14187	15.00000	Averaged	<-
8 Aroclor-1260 (1)	3186376	3293052	0.010	-3.34788	15.00000	Averaged	
(2)	2752537	2764672	0.010	-0.44085	15.00000	Averaged	
(3)	2739109	2614987	0.010	4.53149	15.00000	Averaged	
(4)	6020353	5971034	0.010	0.81921	15.00000	Averaged	
(5)	3476465	3289099	0.010	5.38956	15.00000	Averaged	

Data File: \\PITSVR06\D\chem\gc14.i\08178.b\Y0880765.D
Report Date: 27-Aug-2008 07:48

JE
HP6890 GC-14
MR-1

TestAmerica Pittsburgh

CONTINUING CALIBRATION COMPOUNDS

Instrument ID: gc14.i
Lab File ID: Y0880765.D
Analysis Type: SOIL
Lab Sample ID: MH1660
Method: \\PITSVR06\D\chem\gc14.i\08178.b\PCBA.m

Injection Date: 26-AUG-2008 22:20
Init. Cal. Date(s): 18-AUG-2008 18-AUG-2008
Init. Cal. Times: 08:08 12:46
Quant Type: ESTD

COMPOUND	RRF / AMOUNT	RF0.500	MIN RRF	%D / %DRIFT	MAX %D / %DRIFT	CURVE TYPE	
4 Aroclor-1016 (1)	1696316	1979038	0.010	-16.66681	15.00000	Averaged	<-
(2)	1101960	1245468	0.010	-13.02296	15.00000	Averaged	
(3)	1369597	1538030	0.010	-12.29804	15.00000	Averaged	
(4)	1540812	1692170	0.010	-9.82323	15.00000	Averaged	
(5)	1471170	1654544	0.010	-12.46450	15.00000	Averaged	
$ 2 Tetrachloro-m-xylene	55327949	62823960	0.000	-13.54833	15.00000	Averaged	
$ 11 Decachlorobiphenyl	30701879	24358160	0.010	20.66232	15.00000	Averaged	<-
8 Aroclor-1260 (1)	3186376	3177798	0.010	0.26921	15.00000	Averaged	
(2)	2752537	2663966	0.010	3.21781	15.00000	Averaged	
(3)	2739109	2499486	0.010	8.74822	15.00000	Averaged	
(4)	6020353	5460218	0.010	9.30403	15.00000	Averaged	
(5)	3476465	3106686	0.010	10.63664	15.00000	Averaged	

12.9

SW846 8082 METHOD BLANK SUMMARY

BLANK WORKORDER NO.: KVNGC1AA

ab Name: TestAmerica Laboratories, Inc.

ab Code: TALPIT

SDG Number:

ab File ID: Y0880761.

Lot Number: C8H210225

atrix: SOLID

Extraction Method: 3541

Date Extracted: 08/23/08

ate Analyzed(1): 08/26/08

Date Analyzed(2): N/A

ime Analyzed(1): 21:00

Time Analyzed(2): N/A

nstrument ID(1): S/T

Instrument ID(2): N/A

C Column(1): MR1/MR2 ID: 053 GC Column(2): N/A ID: N/A

THIS METHOD BLANK APPLIES TO THE FOLLOWING SAMPLES, MS, AND MSD:

	CLIENT ID.	SAMPLE WORK ORDER #	DATE ANALYZED(1)	DATE ANALYZED(2)
1	INTRA-LAB QC	KVEE01AE	08/26/08	N/A
2	LAB MS/MSD	KVEE01DL S	08/26/08	N/A
3	LAB MS/MSD	KVEE01DM D	08/26/08	N/A
4	SB-2-0910	KVJKM1AD	08/26/08	N/A
5	SB-7-0506	KVJLJ1AL	08/26/08	N/A
6	SB-3-0607	KVJLX1AD	08/26/08	N/A
7	SB-5-0708	KVJL01AL	08/26/08	N/A
8	SB-6-0708	KVJME1AL	08/26/08	N/A
9	CHECK SAMPLE	KVNGC1AC C	08/26/08	N/A
0				
1				
2				
3				
4				
5				
6				
7				
8				
9				
0				

OMMENTS:

METHOD BLANK REPORT

GC Semivolatiles

Client Lot #...: C8H210225 **Work Order #...:** KVNGC1AA **Matrix.....:** SOLID
MB Lot-Sample #: C8H230000-017

Prep Date.....: 08/23/08 **Analysis Time..:** 21:00
Analysis Date..: 08/26/08 **Prep Batch #...:** 8236017 **Final Wgt/Vol..:** 20 mL
Dilution Factor: 1 **Initial Wgt/Vol:** 15 g **Instrument ID..:** S/T
Analyst ID.....: 402360

PARAMETER	RESULT	REPORTING LIMIT	UNITS	METHOD
Aroclor 1016	ND	33	ug/kg	SW846 8082
Aroclor 1221	ND	33	ug/kg	SW846 8082
Aroclor 1232	ND	33	ug/kg	SW846 8082
Aroclor 1242	ND	33	ug/kg	SW846 8082
Aroclor 1248	ND	33	ug/kg	SW846 8082
Aroclor 1254	ND	33	ug/kg	SW846 8082
Aroclor 1260	ND	33	ug/kg	SW846 8082

SURROGATE	PERCENT RECOVERY	RECOVERY LIMITS
Tetrachloro-m-xylene	124	(31 - 127)
Decachlorobiphenyl	85	(23 - 141)

NOTE(S):

Calculations are performed before rounding to avoid round-off errors in calculated results.

SW846 8082 CHECK SAMPLE RECOVERY

ab Name: TestAmerica Laboratories, Inc. Client: Tetra Tech NUS, Inc

ab Code: TALPIT SDG No:

ot #: C8H230000 WO #: KVNGC1AC
BATCH: 8236017

COMPOUND	SPIKE ADDED (ug/kg)	SAMPLE CONCENT. (ug/kg)	% REC	QC LIMITS REC	QUAL
Aroclor 1016	1330	1240	93	55- 117	
Aroclor 1260	1330	1190	89	54- 117	

NOTES(S):

Values outside of QC limits

pike Recovery: 0 out of 2 outside limits

OMMENTS:

SW846 8082 MATRIX SPIKE/MATRIX SPIKE DUPLICATE RECOVERY

ab Name: TestAmerica Laboratories, Inc. Client: Tetra Tech NUS, Inc

ab Code: TALPIT SDG No:

atrix Spike ID: LAB MS/MSD Level: (low/med) LOW

ot #: C8H190232 WO #: KVEE01DL
BATCH: 8236017

COMPOUND	SPIKE ADDED (ug/kg)	SAMPLE CONCENT. (ug/kg)	MS CONCENT. (ug/kg)	MS % REC	LIMITS REC	QUAL
Aroclor 1016	1590	ND	2040	128	10 - 183	
Aroclor 1260	1590	65	1310	79	25 - 143	

NOTES (S):

Results and reporting limits have been adjusted for dry weight.

Column to be used to flag recovery and RPD values with an asterisk
Values outside of QC limits

PD: 0 out of 0 outside limits
pike Recovery: 0 out of 2 outside limits

OMMENTS:

SW846 8082 MATRIX SPIKE/MATRIX SPIKE DUPLICATE RECOVERY

ab Name: TestAmerica Laboratories, Inc. Client: Tetra Tech NUS, Inc

ab Code: TALPIT SDG No:

atrix Spike ID: LAB MS/MSD Level: (low/med) LOW

ot #: C8H190232 WO #: KVEE01DM
BATCH: 8236017

COMPOUND	SPIKE ADDED (ug/kg)	MSD CONCENT. (ug/kg)	MSD % REC	% RPD	QC LIMITS RPD	QC LIMITS REC	QUAL
Aroclor 1016	1590	2140	135	4.9	39	10- 183	
Aroclor 1260	1590	1370	83	4.5	34	25- 143	

NOTES (S):

Results and reporting limits have been adjusted for dry weight.

Column to be used to flag recovery and RPD values with an asterisk
Values outside of QC limits

PD: 0 out of 2 outside limits
pike Recovery: 0 out of 2 outside limits

OMMENTS:

SW846 8082 SURROGATE RECOVERY

Lab Name: TestAmerica Laboratories, Inc. Client: Tetra Tech NUS, Inc

Lab Code: TALPIT SDG No:

Lot #: C8H210225

Extraction: XXA4FQH01

	CLIENT ID.	SRG01	SRG02	TOT OUT
1	INTRA-LAB QC	108	192*	01
2	SB-2-0910	113	79	00
3	SB-7-0506	110	72	00
4	SB-3-0607	115	81	00
5	SB-5-0708	122	85	00
6	SB-6-0708	116	73	00
7	METHOD BLK. KVNGC1AA	124	85	00
8	LCS KVNGC1AC	123	84	00
9	LAB MS/MSD D	123	0 *	01
0	LAB MS/MSD S	116	0 *	01

SURROGATES		QC LIMITS
SRG01	= Tetrachloro-m-xylene	(31-127)
SRG02	= Decachlorobiphenyl	(23-141)

\# Column to be used to flag recovery values
* Values outside of required QC Limits
D System monitoring Compound diluted out

TETRA TECH NUS, INC. **CALCULATION WORKSHEET** PAGE _____ OF _____

CLIENT MSA Strawberry Point		JOB NUMBER 01659	
SUBJECT SDG C8H210225 Calc. Check			
BASED ON		DRAWING NUMBER	
BY J. Kalinyak	CHECKED BY	APPROVED BY	DATE 9/23/08

Volatile Organics 2-butanone

$$\frac{14896}{288755} \times \frac{250\ mg}{0.16327} = 74.75\ mg \text{ on col}$$

$$\frac{74.75\ mg}{5\ g\ (0.57\%\ \text{solids})} \simeq 26\ ug/kg$$

SVOC bis(2-ethylhexyl)phthalate

$$\frac{8 \times 20674}{(0.82615) \times 430172} = 0.46539\ mg \text{ on col}$$

$$\frac{0.46539 \times 5000\ ml}{(0.56)\ \%\ \text{Solid} \times 15\ g \times 2\ ml} = 138.5 \simeq 140\ ug/kg$$

TestAmerica Pittsburgh

INITIAL CALIBRATION DATA

Start Cal Date : 28-JUN-2008 10:14
End Cal Date : 28-JUN-2008 12:40
Quant Method : ISTD
Target Version : 4.14
Integrator : HP RTE
Method file : \\pitsvr06\d\chem\hp3.i\3062808d.b\8260bsoil.m
Last Edit : 28-Jun-2008 13:00 hp3.i

Compound	5.0000 Level 1	10.0000 Level 2	25.0000 Level 3	40.0000 Level 4	50.0000 Level 5	125.0000 Level 6	Curve	Coefficients b	Coefficients m1	Coefficients m2	%RSD or R^2	
	250.0000 Level 7											
28 cis-1,2-dichloroethene	0.35390	0.30237	0.33106	0.31216	0.32780	0.30999						
	0.29619						AVRG		0.31907		6.22273	
M 29 1,2-Dichloroethene (total)	0.34509	0.29493	0.32221	0.30145	0.31710	0.29999						
	0.28789						AVRG		0.30981		6.34678	
30 Bromochloromethane	0.14112	0.12906	0.14397	0.13453	0.14056	0.13146						
	0.12707						AVRG		0.13540		4.84953	
31 2-Butanone	0.16746	0.15525	0.17694	0.17170	0.17490	0.15247						
	0.14414						AVRG		0.16327		7.73733	
32 Vinyl Acetate	+++++	+++++	+++++	+++++	+++++	+++++						
	+++++						AVRG		0.000e+000		0.000e+000	<-
33 Ethyl Acetate	+++++	+++++	+++++	+++++	+++++	+++++						
	+++++						AVRG		0.000e+000		0.000e+000	<-
34 Propionitrile	+++++	+++++	+++++	+++++	+++++	+++++						
	+++++						AVRG		0.000e+000		0.000e+000	<-

TestAmerica Pittsburgh

VOLATILE REPORT SW-846 Method

Data file : \\pitsvr06\d\chem\hp3.i\3082208d.b\3082224.D
Lab Smp Id: kvjl41a5 Client Smp ID: SB-10-0607
Inj Date : 22-AUG-2008 16:47
Operator : 10099 Inst ID: hp3.i
Smp Info : C8H210225-008 5.00G/5ML
Misc Info : kvjl41a5,3082208d.b,8260bsoil.m,4-dwsoil.sub
Comment :
Method : \\pitsvr06\d\chem\hp3.i\3082208d.b\8260bsoil.m
Meth Date : 22-Aug-2008 06:48 hp3.i Quant Type: ISTD
Cal Date : 20-AUG-2008 04:51 Cal File: 1A30820.D
Als bottle: 18
Dil Factor: 1.00000
Integrator: HP RTE Compound Sublist: 4-dwsoil.sub
Target Version: 4.14
Processing Host: PITPC-110

Concentration Formula: Amt * DF * 1/Vo * CpndVariable

Name	Value	Description
DF	1.000	Dilution Factor
Vo	5.000	Sample Amount
Cpnd Variable		Local Compound Variable

Compounds	QUANT SIG MASS	RT	EXP RT	REL RT	RESPONSE	CONCENTRATIONS ON-COLUMN (ng)	FINAL (ug/Kg)	
* 46 Fluorobenzene	96	7.414	7.409	(1.000)	288755	250.000		
* 69 Chlorobenzene-d5	119	10.492	10.493	(1.000)	63589	250.000		(Q)
* 92 1,4-Dichlorobenzene-d4	152	12.810	12.811	(1.000)	100986	250.000		
$ 39 Dibromofluoromethane	113	6.678	6.673	(0.901)	61004	231.241	46.25	
$ 43 1,2-Dichloroethane-d4	65	7.043	7.038	(0.950)	84341	257.090	51.42	
$ 59 Toluene-d8	98	9.050	9.051	(0.863)	275379	239.103	47.82	
$ 80 Bromofluorobenzene	95	11.654	11.655	(1.111)	103435	229.368	45.87	
1 Dichlorodifluoromethane	85	Compound Not Detected.						
2 Chloromethane	50	Compound Not Detected.						
3 Vinyl Chloride	62	Compound Not Detected.						
4 Bromomethane	94	Compound Not Detected.						
5 Chloroethane	64	Compound Not Detected.						
166 Trichlorofluoromethane	101	Compound Not Detected.						
10 1,1,2-trichloro-1,2,2-trifluor	101	Compound Not Detected.						
12 1,1-Dichloroethene	96	Compound Not Detected.						
15 Carbon Disulfide	76	Compound Not Detected.						
13 Acetone	43	3.624	3.637	(0.489)	43022	355.620	71.12	
18 Methylene Chloride	84	Compound Not Detected.						
19 trans-1,2-Dichloroethene	96	Compound Not Detected.						
20 Methyl tert-butyl ether	73	Compound Not Detected.						
24 1,1-Dichloroethane	63	Compound Not Detected.						
27 2,2-Dichloropropane	77	Compound Not Detected.						
28 cis-1,2-dichloroethene	96	Compound Not Detected.						

	Compounds	QUANT SIG MASS	RT	EXP RT	REL RT	RESPONSE	CONCENTRATIONS ON-COLUMN (ng)	CONCENTRATIONS FINAL (ug/Kg)
M	29 1,2-Dichloroethene (total)	96	Compound Not Detected.					
	30 Bromochloromethane	128	Compound Not Detected.					
	31 2-Butanone	43	6.130	6.131	(0.827)	14096	74.7500	14.95
	37 Chloroform	83	Compound Not Detected.					
	38 1,1,1-Trichloroethane	97	Compound Not Detected.					
	40 1,1-Dichloropropene	75	Compound Not Detected.					
	41 Carbon Tetrachloride	117	Compound Not Detected.					
	42 Benzene	78	Compound Not Detected.					
	45 1,2-Dichloroethane	62	Compound Not Detected.					
	47 Trichloroethene	130	Compound Not Detected.					
	49 1,2-Dichloropropane	63	Compound Not Detected.					
	50 Dibromomethane	93	Compound Not Detected.					
	53 Bromodichloromethane	83	Compound Not Detected.					
	57 cis-1,3-Dichloropropene	75	Compound Not Detected.					
	58 4-Methyl-2-Pentanone	43	Compound Not Detected.					
	60 Toluene	91	Compound Not Detected.					
	61 trans-1,3-Dichloropropene	75	Compound Not Detected.					
	63 1,3-Dichloropropane	76	Compound Not Detected.					
	64 1,1,2-Trichloroethane	97	Compound Not Detected.					
	65 Tetrachloroethene	164	Compound Not Detected.					
	66 2-Hexanone	43	Compound Not Detected.					
	67 Dibromochloromethane	129	Compound Not Detected.					
	68 1,2-Dibromoethane	107	Compound Not Detected.					
	70 Chlorobenzene	112	Compound Not Detected.					
	71 1,1,1,2-Tetrachloroethane	131	Compound Not Detected.					
	72 Ethylbenzene	106	Compound Not Detected.					
	73 m + p-Xylene	106	Compound Not Detected.					
	74 Xylene-o	106	Compound Not Detected.					
	76 Styrene	104	Compound Not Detected.					
	77 Bromoform	173	Compound Not Detected.					
	78 Isopropylbenzene	105	Compound Not Detected.					
	79 Bromobenzene	156	Compound Not Detected.					
	81 n-Propylbenzene	120	Compound Not Detected.					
	82 2-Chlorotoluene	126	Compound Not Detected.					
	83 1,1,2,2-Tetrachloroethane	83	Compound Not Detected.					
	84 1,2,3-Trichloropropane	110	Compound Not Detected.					
	85 4-Chlorotoluene	126	Compound Not Detected.					
	86 1,3,5-Trimethylbenzene	105	Compound Not Detected.					
	87 tert-Butylbenzene	119	Compound Not Detected.					
	88 1,2,4-Trimethylbenzene	105	Compound Not Detected.					
	89 sec-Butylbenzene	105	Compound Not Detected.					
	90 4-Isopropyltoluene	119	Compound Not Detected.					
	91 1,3-Dichlorobenzene	146	Compound Not Detected.					
	93 1,4-Dichlorobenzene	146	Compound Not Detected.					
	94 n-Butylbenzene	91	Compound Not Detected.					
	95 1,2-Dichlorobenzene	146	Compound Not Detected.					
	96 1,2-Dibromo-3-chloropropane	157	Compound Not Detected.					
	97 1,2,4-Trichlorobenzene	180	Compound Not Detected.					
	98 Hexachlorobutadiene	225	Compound Not Detected.					
	99 Naphthalene	128	Compound Not Detected.					
	100 1,2,3-Trichlorobenzene	180	Compound Not Detected.					
	156 Methyl Acetate	43	Compound Not Detected.					
	157 Cyclohexane	56	Compound Not Detected.					
	158 Methyl Cyclohexane	83	Compound Not Detected.					

(2001 - 2269)

2134

C8H210225

TestAmerica Pittsburgh

INITIAL CALIBRATION DATA

Start Cal Date : 23-JUL-2008 02:29
End Cal Date : 23-JUL-2008 04:28
Quant Method : ISTD
Origin : Included
Target Version : 4.14
Integrator : HP RTE
Method file : \\PITSVR06\D\chem\733.i\N072308.b\827011.m
Last Edit : 23-Jul-2008 04:43 piccolinov

Compound	0.4000000 Level 1 / 80.0000 Level 7	2.0000 Level 2	4.0000 Level 3	10.0000 Level 4	20.0000 Level 5	40.0000 Level 6	Curve	Coefficients b	Coefficients m1	Coefficients m2	%RSD or R^2	
138 4,4'-Methylene bis(o-chloroan	+++++ / +++++	+++++	+++++	+++++	+++++	+++++	AVRG		0.000e+000		0.000e+000	<-
139 bis(2-ethylhexyl)Phthalate	0.78897 / 0.94644	0.81572	0.75414	0.81967	0.80173	0.85635	AVRG		0.82615		7.44467	
140 Di-n-octylphthalate	1.37212 / 1.80469	1.36994	1.55291	1.54557	1.73062	1.73800	AVRG		1.58769		11.11875	
141 Benzo(b)fluoranthene	1.28579 / 1.74903	1.65973	1.49125	1.51062	1.63375	1.64195	AVRG		1.56745		9.73850	
204 6-Methylchrysene	+++++ / +++++	+++++	+++++	+++++	+++++	+++++	AVRG		0.000e+000		0.000e+000	<-
142 Benzo(k)fluoranthene	1.62447 / 1.77287	1.45352	1.72825	1.73285	1.78413	1.82107	AVRG		1.70245		7.40421	
143 7,12-dimethylbenz[a]anthracen	0.70722 / 0.75148	0.64862	0.67578	0.68000	0.73837	0.74171	AVRG		0.70617		5.56725	

TestAmerica Pittsburgh

Semivolatile REPORT SW-846 Method 8270

Data file : \\PITSVR06\D\chem\733.i\N082508.b\N0825016.D
Lab Smp Id: KVJLV1AQ Client Smp ID: SB-1-0506
Inj Date : 26-AUG-2008 03:46
Operator : 3200 Inst ID: 733.i
Smp Info : C8H210225-005 8/22/08 soil (8235011) 8270c
Misc Info : KVJLV1AQ,N082508.b,827011.m,padep.sub
Comment :
Method : \\PITSVR06\D\chem\733.i\N082508.b\827011.m
Meth Date : 26-Aug-2008 00:33 piccolinov Quant Type: ISTD
Cal Date : 23-JUL-2008 04:28 Cal File: N0723IC7.D
Als bottle: 18
Dil Factor: 1.00000
Integrator: HP RTE Compound Sublist: padep.sub
Target Version: 4.14
Processing Host: PITSVR06

Concentration Formula: Amt * DF * Uf * Vt/(Vi * Ws)*gpc * CpndVariable

Name	Value	Description
DF	1.000	Dilution Factor
Uf	1.000	ng unit correction factor
Vt	5000.000	Volume of final extract (uL) (1000 low, 2
Vi	2.000	Volume injected (uL)
Ws	15.000	Weight of sample extracted (g)
gpc	1.000	gpc correction factor
Cpnd Variable		Local Compound Variable

	Compounds	QUANT SIG MASS	RT	EXP RT	REL RT	RESPONSE	CONCENTRATIONS ON-COLUMN (NG)	CONCENTRATIONS FINAL (ug/kg)
* 1	1,4-Dichlorobenzene-d4	152	4.406	4.408	(1.000)	157153	8.00000	
* 2	Naphthalene-d8	136	5.373	5.380	(1.000)	572860	8.00000	
* 3	Acenaphthene-d10	164	6.709	6.716	(1.000)	319965	8.00000	
* 4	Phenanthrene-d10	188	7.841	7.854	(1.000)	536212	8.00000	
* 5	Chrysene-d12	240	9.871	9.878	(1.000)	430172	8.00000	
* 6	Perylene-d12	264	11.148	11.166	(1.000)	436549	8.00000	
198	1,4-Dioxane	88	Compound Not Detected.					
10	N-Nitrosodimethylamine	74	Compound Not Detected.					
9	Pyridine	79	Compound Not Detected.					
16	Methyl methanesulfonate	80	Compound Not Detected.					
206	Benzaldehyde	77	Compound Not Detected.					
21	Aniline	93	Compound Not Detected.					
22	Phenol	94	Compound Not Detected.					
23	bis(2-Chloroethyl)ether	93	Compound Not Detected.					
24	2-Chlorophenol	128	Compound Not Detected.					
26	1,3-Dichlorobenzene	146	Compound Not Detected.					
27	1,4-Dichlorobenzene	146	Compound Not Detected.					
28	1,2-Dichlorobenzene	146	Compound Not Detected.					
29	Benzyl Alcohol	108	Compound Not Detected.					

Compounds	QUANT SIG MASS	RT	EXP RT	REL RT	RESPONSE	CONCENTRATIONS ON-COLUMN (NG)	CONCENTRATIONS FINAL (ug/kg)
120 Di-n-Butylphthalate	149	Compound Not Detected.					
123 Fluoranthene	202	Compound Not Detected.					
124 Benzidine	184	Compound Not Detected.					
125 Pyrene	202	Compound Not Detected.					
131 Butylbenzylphthalate	149	Compound Not Detected.					
135 3,3'-Dichlorobenzidine	252	Compound Not Detected.					
136 Benzo(a)Anthracene	228	Compound Not Detected.					
137 Chrysene	228	Compound Not Detected.					
139 bis(2-ethylhexyl)Phthalate	149	9.850	9.868	(0.998)	20674	0.46539	77.565
140 Di-n-octylphthalate	149	Compound Not Detected.					
141 Benzo(b)fluoranthene	252	Compound Not Detected.					
142 Benzo(k)fluoranthene	252	Compound Not Detected.					
143 7,12-dimethylbenz[a]anthracen	256	Compound Not Detected.					
146 Benzo(a)pyrene	252	Compound Not Detected.					
149 Indeno(1,2,3-cd)pyrene	276	Compound Not Detected.					
150 Dibenz(a,h)anthracene	278	Compound Not Detected.					
151 Benzo(g,h,i)perylene	276	Compound Not Detected.					
$ 154 Nitrobenzene-d5	82	4.823	4.830	(0.898)	785129	28.2565	4709.4
$ 155 2-Fluorobiphenyl	172	6.196	6.203	(0.924)	1628535	29.3557	4892.6
$ 156 Terphenyl-d14	244	9.059	9.072	(0.918)	1686636	34.6710	5778.5
$ 157 Phenol-d5	99	4.145	4.146	(0.941)	1357595	43.7119	7285.3
$ 158 2-Fluorophenol	112	3.375	3.377	(0.766)	1020489	41.0483	6841.4
$ 159 2,4,6-Tribromophenol	330	7.307	7.320	(0.932)	309322	47.6453	7940.9
$ 186 2-Chlorophenol-d4	132	4.230	4.232	(0.960)	1185273	40.9460	6824.3
$ 187 1,2-Dichlorobenzene-d4	152	4.524	4.526	(1.027)	523036	26.0394	4339.9

Tetra Tech NUS **INTERNAL CORRESPONDENCE**

TO:	**D. MURALI**	**DATE:**	**SEPTEMBER 24, 2008**
FROM:	**LEANNE M. GANSER**	**COPIES:**	**DV FILE**

SUBJECT: **INORGANIC DATA VALIDATION –TAL METALS, AND PERCENT SOLIDS**
STRAWBERRY POINT
SAMPLE DELIVERY GROUP (SDG) – C8H210225

SAMPLES: 11/Solid/Metals

SB-10-0607	SB-1-0506	SB-11-0708	SB-2-0910	SB-3-0607
SB-4-0607	SB-5-0708	SB-6-0708	SB-7-0506	SB-8-0506
SB-9-0708				

Overview

The sample set for Strawberry Point, SDG C8H210225 consists of eleven (11) solid environmental samples. No field duplicate pairs were included within this SDG.

All environmental samples were analyzed for Target Analyte List (TAL) metals, and percent solids. The samples were collected by Tetra Tech NUS on August 19-20, 2008 and analyzed by Test America, Inc. All analyses were conducted in accordance with SW-846 6010B for metals, and 7471A for mercury. Percent solid analyses were conducted using Standard Method 20 2540G.

The inorganic data contained in this SDG were validated with regard to the following parameters: data completeness, holding times, initial and continuing calibration verification results, laboratory method / preparation blank results, ICP interference results, laboratory control sample laboratory control sample duplicate recoveries, matrix spike / matrix spike duplicate recoveries, laboratory duplicate results, ICP serial dilution results, surrogate recoveries, internal standard recoveries, detection limits and analyte quantitation.

Areas of concern with respect to data quality are listed below.

Major Problems -None.

Minor Problems

- The contract required detection limit (CRDL) percent recovery for potassium was < 90% quality control limit. The positive results <2x CRDL reported for potassium were qualified as biased low, "L".

- The CRDL percent recovery for selenium and zinc was > 110% quality control limit. The positive results <2x CRDL reported for selenium and zinc were qualified as biased high, "K".

- The following contaminants were detected in the laboratory method/preparation blanks at the following maximum concentrations:

Analyte	Maximum Concentration	Action Level
Beryllium	0.5 ug/L	0.25 mg/kg
Chromium	1.2 ug/L	0.6 mg/kg
Manganese	0.5 ug/L	0.25 mg/kg
Nickel	1.8 ug/L	0.9 mg/kg
Silver	0.9 ug/L	0.45 mg/kg
Thallium[(1)]	0.33 ug/L	0.165 mg/kg

[(1)] Maximum concentration present in a preparation blank.

An action level of 5X the maximum contaminant level has been used to evaluate sample data for blank contamination. Sample aliquot, percent solids and dilution factors, if applicable, were taken into consideration when evaluating for blank contamination. Positive results less than the blank action level reported for beryllium, nickel and silver were qualified "B" as a result of laboratory blank contamination.

- The interfering analyte iron was present in samples SB-10-0607, SB-11-0708, and SB-7-0506 at a concentration comparable to the concentration of iron in the interference check sample (ICS) solution. Several analytes namely, barium, beryllium, cadmium, chromium, copper, manganese, selenium, sodium, and zinc were present in the ICS solution at a concentration that exceeded the absolute value of the instrument detection limit (IDL). Interference effects exist for beryllium, cadmium, selenium, and sodium in the affected sample. The positive and nondetected results reported for beryllium, selenium, and sodium were qualified as biased low, "L" and "UL", respectively. The positive result reported for cadmium was qualified as biased high, "K".

- The interfering analytes aluminum and iron were present in samples SB-1-0506 and SB-9-0708 at a concentration comparable to the concentration of aluminum and iron in the interference check sample (ICS) solution. Several analytes namely, barium, beryllium, cadmium, chromium, copper, manganese, selenium, sodium, and zinc were present in the ICS solution at a concentration that exceeded the absolute value of the instrument detection limit (IDL). Interference effects exist for beryllium, cadmium, selenium, and sodium in the affected sample. The positive results reported for beryllium and sodium were qualified as biased low, "L". The positive result reported for cadmium was qualified as biased high, "K". The nondetected result reported for selenium was qualified as biased low, "UL".

- The interfering analyte iron was present in sample SB-4-0607 at a concentration comparable to the concentration of iron in the interference check sample (ICS) solution. Several analytes namely, barium, beryllium, cadmium, chromium, copper, manganese, selenium, sodium, and zinc were present in the ICS solution at a concentration that exceeded the absolute value of the instrument detection limit (IDL). Interference effects exist for beryllium, cadmium, and selenium in the affected sample. The positive result reported for beryllium was qualified as biased low, "L". The positive result reported for cadmium was qualified as biased high, "K". The nondetected result for selenium was qualified as biased low, "UL".

- The interfering analyte iron was present in sample SB-5-0708 at a concentration comparable to the concentration of iron in the interference check sample (ICS) solution. Several analytes namely, barium, beryllium, cadmium, chromium, copper, manganese, selenium, sodium, and zinc were present in the ICS solution at a concentration that exceeded the absolute value of the instrument detection limit (IDL). Interference effects exist for cadmium, selenium, and sodium in the affected sample. The positive result reported for sodium was qualified as

biased low, "L". The positive result reported for cadmium was qualified as biased high, "K". The nondetected result for selenium was qualified as biased low, "UL".

- The MS/MSD percent recoveries for antimony, magnesium, and potassium were < 75% quality control limits. The positive and nondetected results reported for the aforementioned compounds were qualified as biased low, "L" and "UL", respectively.

- The MS percent recovery for zinc was > 125% quality control limit. The positive results for zinc were qualified as biased high, "K".

Notes

For the metals analyses, the nondetected results reported on the EDD were reported to the CRDL. The Form Is were reported to the method detection limits (MDLs). The EDD was amended to report MDLs.

The CRDL percent recovery for chromium, iron, and lead were >110% quality control limit. No validation actions were warranted as all sample results were >2x CRDL.

Executive Summary

Laboratory Performance: Minor calibration noncompliances were noted. Several samples were qualified due to blank contamination.

Other Factors Affecting Data Quality: Matrix spike recoveries were low for antimony, magnesium and potassium. Matrix spike recovery for zinc was high. ICP interferences due to iron was noted in several samples.

The data for these analyses were reviewed with reference to the Region III modifications to the "National Functional Guidelines for Inorganic Data Validation", April 1993. The text of this report has been formulated to address only those problem areas affecting data quality.

Tetra Tech NUS
Leanne M. Ganser
Environmental Scientist

Tetra Tech NUS
Joseph A. Samchuck
Quality Assurance Officer

Attachments:

1. Appendix A - Qualified Analytical Results
2. Appendix B - Results as reported by the Laboratory
3. Appendix C - Support Documentation

Qualifier Codes:

a	=	Lab Blank Contamination
b	=	Field Blank Contamination
c	=	Calibration (i.e., %RSDs, %Ds, ICVs, CCVs, RPDs, RRFs, etc.) Noncompliance
d	=	MS/MSD Noncompliance
e	=	LSC/LSCD Noncompliance
f	=	Laboratory Duplicate Imprecision
g	=	Field Duplicate Imprecision
h	=	Holding Time Exceedance
i	=	ICP Serial Dilution Noncompliance
j	=	GFAA PDS – GFAA MSA's r<0.995 (correlation coefficient)
k	=	ICP Interference – include ICSAB %Rs
l	=	Instrument Calibration Range Exceedance
m	=	Sample Preservation
n	=	Internal Standard Noncompliance
o	=	Poor Instrument Performance (i.e. baseline drifting)
p	=	Uncertainty Near Detection Limit (<2 x IDL for inorganics and < CRQL for organics)
q	=	Other Problems (can encompass of number of issues)
r	=	Surrogates Recovery Noncompliance
s	=	Pesticide/PCB Resolution
t	=	% Breakdown Noncompliance for DDT and Endrin
u	=	Pesticide/PCB % Difference Between Columns for Positive Results
v	=	Non-linear Calibrations, Tuning r <0.995 (correlation coefficient)

APPENDIX A

Qualified Analytical Results

PROJ_NO: 01659

SDG: C8H210225 MEDIA: SOIL DATA FRACTION: M

nsample	SB-10-0607	nsample	SB-1-0506	nsample	SB-11-0708
samp_date	8/20/2008	samp_date	8/19/2008	samp_date	8/19/2008
lab_id	C8H210225008	lab_id	C8H210225005	lab_id	C8H210225003
qc_type	NM	qc_type	NM	qc_type	NM
units	MG/KG	units	MG/KG	units	MG/KG
Pct_Solids	57.0	Pct_Solids	56.0	Pct_Solids	58.0
DUP_OF:		DUP_OF:		DUP_OF:	

Parameter	Result	Val Qual	Qual Code
ALUMINUM	16900		
ANTIMONY	0.16	UL	D
ARSENIC	7.6		
BARIUM	37.4		
BERYLLIUM	1.8	L	K
CADMIUM	0.42	K	K
CALCIUM	847		
CHROMIUM	31.4		
COBALT	16		
COPPER	13.8		
IRON	37900		
LEAD	17.2		
MAGNESIUM	4740	L	D
MANGANESE	1270		
MERCURY	0.037		
NICKEL	26		
POTASSIUM	2190	L	D
SELENIUM	0.50	UL	K
SILVER	0.28	B	A
SODIUM	128	L	K
THALLIUM	0.99		
VANADIUM	39.6		
ZINC	75.8		

Parameter	Result	Val Qual	Qual Code
ALUMINUM	18400		
ANTIMONY	0.17	UL	D
ARSENIC	7.6		
BARIUM	44		
BERYLLIUM	1.8	L	K
CADMIUM	0.5		
CALCIUM	1270		
CHROMIUM	35.5		
COBALT	16.8		
COPPER	17.4		
IRON	36800		
LEAD	21.4		
MAGNESIUM	5960	L	D
MANGANESE	1540		
MERCURY	0.051		
NICKEL	28.8		
POTASSIUM	2760	L	D
SELENIUM	0.52	UL	K
SILVER	0.52	B	A
SODIUM	277	L	K
THALLIUM	0.99		
VANADIUM	42.9		
ZINC	95.2		

Parameter	Result	Val Qual	Qual Code
ALUMINUM	16200		
ANTIMONY	0.16	L	D
ARSENIC	9		
BARIUM	35.6		
BERYLLIUM	1.3	L	K
CADMIUM	0.23		
CALCIUM	900		
CHROMIUM	33.3		
COBALT	25.6		
COPPER	28.7		
IRON	32100		
LEAD	17.3		
MAGNESIUM	3650	L	D
MANGANESE	644		
MERCURY	0.05		
NICKEL	26.9		
POTASSIUM	2160	L	D
SELENIUM	0.61	J	CK
SILVER	0.28	B	A
SODIUM	392	L	K
THALLIUM	0.93		
VANADIUM	32.5		
ZINC	64.2		

PROJ_NO: 01659

SDG: C8H210225 MEDIA: SOIL DATA FRACTION: M

nsample	SB-2-0910	nsample	SB-3-0607	nsample	SB-4-0607
samp_date	8/19/2008	samp_date	8/19/2008	samp_date	8/19/2008
lab_id	C8H210225001	lab_id	C8H210225006	lab_id	C8H210225004
qc_type	NM	qc_type	NM	qc_type	NM
units	MG/KG	units	MG/KG	units	MG/KG
Pct_Solids	87.0	Pct_Solids	83.0	Pct_Solids	71.0
DUP_OF:		DUP_OF:		DUP_OF:	

Parameter	Result	Val Qual	Qual Code
ALUMINUM	1220		
ANTIMONY	0.11	UL	D
ARSENIC	0.46		
BARIUM	6.8		
BERYLLIUM	0.098	B	A
CADMIUM	0.054	U	
CALCIUM	156		
CHROMIUM	4.3		
COBALT	0.28		
COPPER	0.97		
IRON	610		
LEAD	2.3		
MAGNESIUM	106	L	D
MANGANESE	19.3		
MERCURY	0.0081	U	
NICKEL	0.57	B	A
POTASSIUM	253	L	CD
SELENIUM	0.33	U	
SILVER	0.042	U	
SODIUM	15.9	U	
THALLIUM	0.37	U	
VANADIUM	6.2		
ZINC	1.5	K	C

Parameter	Result	Val Qual	Qual Code
ALUMINUM	6510		
ANTIMONY	0.14	L	D
ARSENIC	4		
BARIUM	12.8		
BERYLLIUM	0.46		
CADMIUM	0.094		
CALCIUM	60.5		
CHROMIUM	10.2		
COBALT	3.8		
COPPER	5.8		
IRON	10500		
LEAD	5.5		
MAGNESIUM	598	L	D
MANGANESE	35.3		
MERCURY	0.017		
NICKEL	7.5		
POTASSIUM	359	L	CD
SELENIUM	0.4	K	C
SILVER	0.083	B	A
SODIUM	16.7	U	
THALLIUM	0.38	U	
VANADIUM	23		
ZINC	21.4		

Parameter	Result	Val Qual	Qual Code
ALUMINUM	7730		
ANTIMONY	0.13	UL	D
ARSENIC	5.6		
BARIUM	22.5		
BERYLLIUM	0.74	L	K
CADMIUM	0.2	K	K
CALCIUM	525		
CHROMIUM	21.1		
COBALT	6.5		
COPPER	13.4		
IRON	16700		
LEAD	12.1		
MAGNESIUM	1800	L	D
MANGANESE	404		
MERCURY	0.038		
NICKEL	11.1		
POTASSIUM	1040	L	CD
SELENIUM	0.41	UL	K
SILVER	0.17	B	A
SODIUM	537		
THALLIUM	0.45	U	
VANADIUM	29.1		
ZINC	32.2		

PROJ_NO: 01659

SDG: C8H210225 MEDIA: SOIL DATA FRACTION: M

nsample	SB-5-0708	nsample	SB-6-0708	nsample	SB-7-0506
samp_date	8/20/2008	samp_date	8/20/2008	samp_date	8/19/2008
lab_id	C8H210225007	lab_id	C8H210225011	lab_id	C8H210225002
qc_type	NM	qc_type	NM	qc_type	NM
units	MG/KG	units	MG/KG	units	MG/KG
Pct_Solids	68.0	Pct_Solids	81.0	Pct_Solids	82.0
DUP_OF:		DUP_OF:		DUP_OF:	

Parameter	Result	Val Qual	Qual Code
ALUMINUM	9790		
ANTIMONY	0.14	UL	D
ARSENIC	7.8		
BARIUM	24.9		
BERYLLIUM	1.3		
CADMIUM	0.34	K	K
CALCIUM	536		
CHROMIUM	22.2		
COBALT	16.1		
COPPER	13.7		
IRON	21500		
LEAD	11.9		
MAGNESIUM	2520	L	D
MANGANESE	679		
MERCURY	0.031		
NICKEL	23		
POTASSIUM	1310	L	CD
SELENIUM	0.43	UL	K
SILVER	0.16	B	A
SODIUM	113	L	K
THALLIUM	0.47	U	
VANADIUM	28.9		
ZINC	70		

Parameter	Result	Val Qual	Qual Code
ALUMINUM	989		
ANTIMONY	0.11	UL	D
ARSENIC	2.2		
BARIUM	5.3		
BERYLLIUM	0.14	B	A
CADMIUM	0.058	U	
CALCIUM	84.6		
CHROMIUM	6.4		
COBALT	0.35		
COPPER	2.4		
IRON	2300		
LEAD	3.2		
MAGNESIUM	118	L	D
MANGANESE	14.1		
MERCURY	0.0088	U	
NICKEL	0.71	B	A
POTASSIUM	219	L	CD
SELENIUM	0.36	U	
SILVER	0.058	B	A
SODIUM	17.2	U	
THALLIUM	0.4	U	
VANADIUM	11.9		
ZINC	3.5	K	C

Parameter	Result	Val Qual	Qual Code
ALUMINUM	2040		
ANTIMONY	0.11	UL	D
ARSENIC	7.5		
BARIUM	9.5		
BERYLLIUM	0.36	L	K
CADMIUM	0.074		
CALCIUM	275		
CHROMIUM	11.2		
COBALT	1.1		
COPPER	7		
IRON	12300		
LEAD	4.8		
MAGNESIUM	212	L	D
MANGANESE	58.1		
MERCURY	0.0093		
NICKEL	2.4		
POTASSIUM	249	L	CD
SELENIUM	0.35	UL	K
SILVER	0.045	U	
SODIUM	16.9	UL	K
THALLIUM	0.39	U	
VANADIUM	25.8		
ZINC	12.1		

PROJ_NO: 01659

SDG: C8H210225 MEDIA: SOIL DATA FRACTION: M

nsample	SB-8-0506	nsample	SB-9-0708
samp_date	8/20/2008	samp_date	8/20/2008
lab_id	C8H210225010	lab_id	C8H210225009
qc_type	NM	qc_type	NM
units	MG/KG	units	MG/KG
Pct_Solids	79.0	Pct_Solids	65.0
DUP_OF:		DUP_OF:	

Parameter	Result	Val Qual	Qual Code
ALUMINUM	682		
ANTIMONY	0.41	UL	D
ARSENIC	1.7		
BARIUM	4.4		
BERYLLIUM	0.1	B	A
CADMIUM	0.15		
CALCIUM	102		
CHROMIUM	7.1		
COBALT	0.5		
COPPER	4.3		
IRON	1860		
LEAD	3.6		
MAGNESIUM	112	L	D
MANGANESE	12.5		
MERCURY	0.009	U	
NICKEL	0.8	B	A
POTASSIUM	180	L	CD
SELENIUM	0.36	U	
SILVER	0.047	U	
SODIUM	17.6	U	
THALLIUM	0.41	U	
VANADIUM	7.7		
ZINC	4.7	K	C

Parameter	Result	Val Qual	Qual Code
ALUMINUM	16800		
ANTIMONY	0.14	UL	D
ARSENIC	9.4		
BARIUM	34.9		
BERYLLIUM	1.2	L	K
CADMIUM	1.2		
CALCIUM	195		
CHROMIUM	31.9		
COBALT	22.4		
COPPER	21.5		
IRON	26400		
LEAD	18.1		
MAGNESIUM	2750	L	D
MANGANESE	374		
MERCURY	0.048		
NICKEL	29.5		
POTASSIUM	1730	L	D
SELENIUM	0.44	UL	K
SILVER	0.2	B	A
SODIUM	47.7	L	K
THALLIUM	0.5		
VANADIUM	26.1		
ZINC	93.9		

APPENDIX B

Results as Reported by the Laboratory

Tetra Tech NUS, Inc

Client Sample ID: SB-10-0607

TOTAL Metals

Lot-Sample #...: C8H210225-008
Date Sampled...: 08/20/08 Date Received..: 08/21/08
% Moisture.....: 43
Matrix.....: SOLID

PARAMETER	RESULT	REPORTING LIMIT	UNITS	METHOD	PREPARATION-ANALYSIS DATE	WORK ORDER #
Prep Batch #...: 8242022						
Mercury	0.037 B	0.058	mg/kg	SW846 7471A	08/29/08	KVJL41A4
		Dilution Factor: 1		Analysis Time..: 08:35	Analyst ID.....: 031043	
		Instrument ID..: HGHYDRA		MS Run #.....: 8242014	MDL.....: 0.012	
Prep Batch #...: 8246339						
Silver	0.28 B	0.88	mg/kg	SW846 6010B	09/02-09/03/08	KVJL41AD
		Dilution Factor: 1		Analysis Time..: 22:16	Analyst ID.....: 022952	
		Instrument ID..: TRACEICP		MS Run #.....: 8246185	MDL.....: 0.065	
Aluminum	16900	35.1	mg/kg	SW846 6010B	09/02-09/03/08	KVJL41AE
		Dilution Factor: 1		Analysis Time..: 22:16	Analyst ID.....: 022952	
		Instrument ID..: TRACEICP		MS Run #.....: 8246185	MDL.....: 2.5	
Arsenic	7.6	1.8	mg/kg	SW846 6010B	09/02-09/03/08	KVJL41AF
		Dilution Factor: 1		Analysis Time..: 22:16	Analyst ID.....: 022952	
		Instrument ID..: TRACEICP		MS Run #.....: 8246185	MDL.....: 0.40	
Barium	37.4	35.1	mg/kg	SW846 6010B	09/02-09/03/08	KVJL41AG
		Dilution Factor: 1		Analysis Time..: 22:16	Analyst ID.....: 022952	
		Instrument ID..: TRACEICP		MS Run #.....: 8246185	MDL.....: 0.064	
Beryllium	1.8	0.70	mg/kg	SW846 6010B	09/02-09/03/08	KVJL41AH
		Dilution Factor: 1		Analysis Time..: 22:16	Analyst ID.....: 022952	
		Instrument ID..: TRACEICP		MS Run #.....: 8246185	MDL.....: 0.054	
Calcium	847 B	878	mg/kg	SW846 6010B	09/02-09/03/08	KVJL41AJ
		Dilution Factor: 1		Analysis Time..: 22:16	Analyst ID.....: 022952	
		Instrument ID..: TRACEICP		MS Run #.....: 8246185	MDL.....: 44.1	
Cadmium	0.42 B	0.88	mg/kg	SW846 6010B	09/02-09/03/08	KVJL41AK
		Dilution Factor: 1		Analysis Time..: 22:16	Analyst ID.....: 022952	
		Instrument ID..: TRACEICP		MS Run #.....: 8246185	MDL.....: 0.082	
Cobalt	16.0	8.8	mg/kg	SW846 6010B	09/02-09/03/08	KVJL41AL
		Dilution Factor: 1		Analysis Time..: 22:16	Analyst ID.....: 022952	
		Instrument ID..: TRACEICP		MS Run #.....: 8246185	MDL.....: 0.075	

(Continued on next page)

Tetra Tech NUS, Inc

Client Sample ID: SB-10-0607

TOTAL Metals

Lot-Sample #...: C8H210225-008 Matrix.....: SOLID

PARAMETER	RESULT	REPORTING LIMIT	UNITS	METHOD	PREPARATION-ANALYSIS DATE	WORK ORDER #
Chromium	31.4	0.88	mg/kg	SW846 6010B	09/02-09/03/08	KVJL41AM
		Dilution Factor: 1		Analysis Time..: 22:16	Analyst ID.....: 022952	
		Instrument ID..: TRACEICP		MS Run #.....: 8246185	MDL.....: 0.14	
Copper	13.8	4.4	mg/kg	SW846 6010B	09/02-09/03/08	KVJL41AN
		Dilution Factor: 1		Analysis Time..: 22:16	Analyst ID.....: 022952	
		Instrument ID..: TRACEICP		MS Run #.....: 8246185	MDL.....: 0.25	
Iron	37900	17.6	mg/kg	SW846 6010B	09/02-09/03/08	KVJL41AP
		Dilution Factor: 1		Analysis Time..: 22:16	Analyst ID.....: 022952	
		Instrument ID..: TRACEICP		MS Run #.....: 8246185	MDL.....: 5.3	
Potassium	2190	878	mg/kg	SW846 6010B	09/02-09/03/08	KVJL41AQ
		Dilution Factor: 1		Analysis Time..: 22:16	Analyst ID.....: 022952	
		Instrument ID..: TRACEICP		MS Run #.....: 8246185	MDL.....: 87.8	
Magnesium	4740	878	mg/kg	SW846 6010B	09/02-09/03/08	KVJL41AR
		Dilution Factor: 1		Analysis Time..: 22:16	Analyst ID.....: 022952	
		Instrument ID..: TRACEICP		MS Run #.....: 8246185	MDL.....: 2.3	
Manganese	1270	2.6	mg/kg	SW846 6010B	09/02-09/03/08	KVJL41AT
		Dilution Factor: 1		Analysis Time..: 22:16	Analyst ID.....: 022952	
		Instrument ID..: TRACEICP		MS Run #.....: 8246185	MDL.....: 0.047	
Sodium	128 B	878	mg/kg	SW846 6010B	09/02-09/03/08	KVJL41AU
		Dilution Factor: 1		Analysis Time..: 22:16	Analyst ID.....: 022952	
		Instrument ID..: TRACEICP		MS Run #.....: 8246185	MDL.....: 24.5	
Nickel	26.0	7.0	mg/kg	SW846 6010B	09/02-09/03/08	KVJL41AV
		Dilution Factor: 1		Analysis Time..: 22:16	Analyst ID.....: 022952	
		Instrument ID..: TRACEICP		MS Run #.....: 8246185	MDL.....: 0.18	
Lead	17.2	0.53	mg/kg	SW846 6010B	09/02-09/03/08	KVJL41AW
		Dilution Factor: 1		Analysis Time..: 22:16	Analyst ID.....: 022952	
		Instrument ID..: TRACEICP		MS Run #.....: 8246185	MDL.....: 0.28	
Selenium	ND	0.88	mg/kg	SW846 6010B	09/02-09/03/08	KVJL41AX
		Dilution Factor: 1		Analysis Time..: 22:16	Analyst ID.....: 022952	
		Instrument ID..: TRACEICP		MS Run #.....: 8246185	MDL.....: 0.50	

(Continued on next page)

Tetra Tech NUS, Inc

Client Sample ID: SB-10-0607

TOTAL Metals

Lot-Sample #...: C8H210225-008 Matrix.....: SOLID

PARAMETER	RESULT	REPORTING LIMIT	UNITS	METHOD	PREPARATION-ANALYSIS DATE	WORK ORDER #
Thallium	**0.99 B,J**	**1.8**	**mg/kg**	**SW846 6010B**	**09/02-09/03/08**	**KVJL41A0**
		Dilution Factor: 1		Analysis Time..: 22:16	Analyst ID.....: 022952	
		Instrument ID..: TRACEICP		MS Run #.....: 8246185	MDL.....: 0.56	
Antimony	ND	1.8	mg/kg	SW846 6010B	09/02-09/03/08	KVJL41A1
		Dilution Factor: 1		Analysis Time..: 22:16	Analyst ID.....: 022952	
		Instrument ID..: TRACEICP		MS Run #.....: 8246185	MDL.....: 0.16	
Vanadium	**39.6**	**8.8**	**mg/kg**	**SW846 6010B**	**09/02-09/03/08**	**KVJL41A2**
		Dilution Factor: 1		Analysis Time..: 22:16	Analyst ID.....: 022952	
		Instrument ID..: TRACEICP		MS Run #.....: 8246185	MDL.....: 0.45	
Zinc	**75.8**	**3.5**	**mg/kg**	**SW846 6010B**	**09/02-09/03/08**	**KVJL41A3**
		Dilution Factor: 1		Analysis Time..: 22:16	Analyst ID.....: 022952	
		Instrument ID..: TRACEICP		MS Run #.....: 8246185	MDL.....: 0.61	

NOTE(S):

Results and reporting limits have been adjusted for dry weight.

B Estimated result. Result is less than RL.

J Method blank contamination. The associated method blank contains the target analyte at a reportable level.

Tetra Tech NUS, Inc

Client Sample ID: SB-1-0506

TOTAL Metals

Lot-Sample #...: C8H210225-005
Date Sampled...: 08/19/08 Date Received..: 08/21/08
% Moisture.....: 44
Matrix.....: SOLID

PARAMETER	RESULT	REPORTING LIMIT	UNITS	METHOD	PREPARATION-ANALYSIS DATE	WORK ORDER #
Prep Batch #...: 8242022						
Mercury	**0.051 B**	**0.059**	**mg/kg**	**SW846 7471A**	**08/29/08**	**KVJLV1AM**
		Dilution Factor: 1		Analysis Time..: 08:27	Analyst ID.....: 031043	
		Instrument ID..: HGHYDRA		MS Run #.....: 8242014	MDL.....: 0.013	
Prep Batch #...: 8246339						
Silver	**0.52 B**	**0.90**	**mg/kg**	**SW846 6010B**	**09/02-09/03/08**	**KVJLV1AR**
		Dilution Factor: 1		Analysis Time..: 22:43	Analyst ID.....: 022952	
		Instrument ID..: TRACEICP		MS Run #.....: 8246185	MDL.....: 0.067	
Aluminum	**18400**	**36.0**	**mg/kg**	**SW846 6010B**	**09/02-09/03/08**	**KVJLV1AT**
		Dilution Factor: 1		Analysis Time..: 22:43	Analyst ID.....: 022952	
		Instrument ID..: TRACEICP		MS Run #.....: 8246185	MDL.....: 2.6	
Arsenic	**7.6**	**1.8**	**mg/kg**	**SW846 6010B**	**09/02-09/03/08**	**KVJLV1AU**
		Dilution Factor: 1		Analysis Time..: 22:43	Analyst ID.....: 022952	
		Instrument ID..: TRACEICP		MS Run #.....: 8246185	MDL.....: 0.41	
Barium	**44.0**	**36.0**	**mg/kg**	**SW846 6010B**	**09/02-09/03/08**	**KVJLV1AV**
		Dilution Factor: 1		Analysis Time..: 22:43	Analyst ID.....: 022952	
		Instrument ID..: TRACEICP		MS Run #.....: 8246185	MDL.....: 0.066	
Beryllium	**1.8**	**0.72**	**mg/kg**	**SW846 6010B**	**09/02-09/03/08**	**KVJLV1AW**
		Dilution Factor: 1		Analysis Time..: 22:43	Analyst ID.....: 022952	
		Instrument ID..: TRACEICP		MS Run #.....: 8246185	MDL.....: 0.055	
Calcium	**1270**	**900**	**mg/kg**	**SW846 6010B**	**09/02-09/03/08**	**KVJLV1AX**
		Dilution Factor: 1		Analysis Time..: 22:43	Analyst ID.....: 022952	
		Instrument ID..: TRACEICP		MS Run #.....: 8246185	MDL.....: 45.3	
Cadmium	**0.50 B**	**0.90**	**mg/kg**	**SW846 6010B**	**09/02-09/03/08**	**KVJLV1A0**
		Dilution Factor: 1		Analysis Time..: 22:43	Analyst ID.....: 022952	
		Instrument ID..: TRACEICP		MS Run #.....: 8246185	MDL.....: 0.084	
Cobalt	**16.8**	**9.0**	**mg/kg**	**SW846 6010B**	**09/02-09/03/08**	**KVJLV1A1**
		Dilution Factor: 1		Analysis Time..: 22:43	Analyst ID.....: 022952	
		Instrument ID..: TRACEICP		MS Run #.....: 8246185	MDL.....: 0.077	

(Continued on next page)

Tetra Tech NUS, Inc

Client Sample ID: SB-1-0506

TOTAL Metals

Lot-Sample #...: C8H210225-005 Matrix.....: SOLID

PARAMETER	RESULT	REPORTING LIMIT	UNITS	METHOD	PREPARATION-ANALYSIS DATE	WORK ORDER #
Chromium	35.5	0.90	mg/kg	SW846 6010B	09/02-09/03/08	KVJLV1A2
		Dilution Factor: 1		Analysis Time..: 22:43	Analyst ID.....: 022952	
		Instrument ID..: TRACEICP		MS Run #.....: 8246185	MDL.....: 0.15	
Copper	17.4	4.5	mg/kg	SW846 6010B	09/02-09/03/08	KVJLV1A3
		Dilution Factor: 1		Analysis Time..: 22:43	Analyst ID.....: 022952	
		Instrument ID..: TRACEICP		MS Run #.....: 8246185	MDL.....: 0.25	
Iron	36800	18.0	mg/kg	SW846 6010B	09/02-09/03/08	KVJLV1A4
		Dilution Factor: 1		Analysis Time..: 22:43	Analyst ID.....: 022952	
		Instrument ID..: TRACEICP		MS Run #.....: 8246185	MDL.....: 5.4	
Potassium	2760	900	mg/kg	SW846 6010B	09/02-09/03/08	KVJLV1A5
		Dilution Factor: 1		Analysis Time..: 22:43	Analyst ID.....: 022952	
		Instrument ID..: TRACEICP		MS Run #.....: 8246185	MDL.....: 90.0	
Magnesium	5960	900	mg/kg	SW846 6010B	09/02-09/03/08	KVJLV1AA
		Dilution Factor: 1		Analysis Time..: 22:43	Analyst ID.....: 022952	
		Instrument ID..: TRACEICP		MS Run #.....: 8246185	MDL.....: 2.4	
Manganese	1540	2.7	mg/kg	SW846 6010B	09/02-09/03/08	KVJLV1AC
		Dilution Factor: 1		Analysis Time..: 22:43	Analyst ID.....: 022952	
		Instrument ID..: TRACEICP		MS Run #.....: 8246185	MDL.....: 0.048	
Sodium	277 B	900	mg/kg	SW846 6010B	09/02-09/03/08	KVJLV1AD
		Dilution Factor: 1		Analysis Time..: 22:43	Analyst ID.....: 022952	
		Instrument ID..: TRACEICP		MS Run #.....: 8246185	MDL.....: 25.1	
Nickel	28.8	7.2	mg/kg	SW846 6010B	09/02-09/03/08	KVJLV1AE
		Dilution Factor: 1		Analysis Time..: 22:43	Analyst ID.....: 022952	
		Instrument ID..: TRACEICP		MS Run #.....: 8246185	MDL.....: 0.19	
Lead	21.4	0.54	mg/kg	SW846 6010B	09/02-09/03/08	KVJLV1AF
		Dilution Factor: 1		Analysis Time..: 22:43	Analyst ID.....: 022952	
		Instrument ID..: TRACEICP		MS Run #.....: 8246185	MDL.....: 0.28	
Selenium	ND	0.90	mg/kg	SW846 6010B	09/02-09/03/08	KVJLV1AG
		Dilution Factor: 1		Analysis Time..: 22:43	Analyst ID.....: 022952	
		Instrument ID..: TRACEICP		MS Run #.....: 8246185	MDL.....: 0.52	

(Continued on next page)

Tetra Tech NUS, Inc

Client Sample ID: SB-1-0506

TOTAL Metals

Lot-Sample #...: C8H210225-005 Matrix.....: SOLID

PARAMETER	RESULT	REPORTING LIMIT	UNITS	METHOD	PREPARATION-ANALYSIS DATE	WORK ORDER #
Thallium	**0.99 B,J**	**1.8**	**mg/kg**	**SW846 6010B**	**09/02-09/03/08**	**KVJLV1AH**
		Dilution Factor: 1		Analysis Time..: 22:43	Analyst ID.....: 022952	
		Instrument ID..: TRACEICP		MS Run #.....: 8246185	MDL.....: 0.58	
Antimony	ND	1.8	mg/kg	SW846 6010B	09/02-09/03/08	KVJLV1AJ
		Dilution Factor: 1		Analysis Time..: 22:43	Analyst ID.....: 022952	
		Instrument ID..: TRACEICP		MS Run #.....: 8246185	MDL.....: 0.17	
Vanadium	**42.9**	**9.0**	**mg/kg**	**SW846 6010B**	**09/02-09/03/08**	**KVJLV1AK**
		Dilution Factor: 1		Analysis Time..: 22:43	Analyst ID.....: 022952	
		Instrument ID..: TRACEICP		MS Run #.....: 8246185	MDL.....: 0.46	
Zinc	**95.2**	**3.6**	**mg/kg**	**SW846 6010B**	**09/02-09/03/08**	**KVJLV1AL**
		Dilution Factor: 1		Analysis Time..: 22:43	Analyst ID.....: 022952	
		Instrument ID..: TRACEICP		MS Run #.....: 8246185	MDL.....: 0.62	

NOTE(S):

Results and reporting limits have been adjusted for dry weight.

B Estimated result. Result is less than RL.

J Method blank contamination. The associated method blank contains the target analyte at a reportable level.

Tetra Tech NUS, Inc

Client Sample ID: SB-11-0708

TOTAL Metals

Lot-Sample #...: C8H210225-003
Date Sampled...: 08/19/08 Date Received..: 08/21/08
% Moisture.....: 42 Matrix.....: SOLID

PARAMETER	RESULT	REPORTING LIMIT	UNITS	METHOD	PREPARATION-ANALYSIS DATE	WORK ORDER #
Prep Batch #...: 8242022						
Mercury	**0.050 B**	**0.057**	**mg/kg**	**SW846 7471A**	**08/29/08**	**KVJLP1A4**
		Dilution Factor: 1		Analysis Time..: 08:23	Analyst ID.....: 031043	
		Instrument ID..: HGHYDRA		MS Run #.....: 8242014	MDL.....: 0.012	
Prep Batch #...: 8246339						
Silver	**0.28 B**	**0.87**	**mg/kg**	**SW846 6010B**	**09/02-09/03/08**	**KVJLP1AD**
		Dilution Factor: 1		Analysis Time..: 22:32	Analyst ID.....: 022952	
		Instrument ID..: TRACEICP		MS Run #.....: 8246185	MDL.....: 0.064	
Aluminum	**16200**	**34.6**	**mg/kg**	**SW846 6010B**	**09/02-09/03/08**	**KVJLP1AE**
		Dilution Factor: 1		Analysis Time..: 22:32	Analyst ID.....: 022952	
		Instrument ID..: TRACEICP		MS Run #.....: 8246185	MDL.....: 2.5	
Arsenic	**9.0**	**1.7**	**mg/kg**	**SW846 6010B**	**09/02-09/03/08**	**KVJLP1AF**
		Dilution Factor: 1		Analysis Time..: 22:32	Analyst ID.....: 022952	
		Instrument ID..: TRACEICP		MS Run #.....: 8246185	MDL.....: 0.40	
Barium	**35.6**	**34.6**	**mg/kg**	**SW846 6010B**	**09/02-09/03/08**	**KVJLP1AG**
		Dilution Factor: 1		Analysis Time..: 22:32	Analyst ID.....: 022952	
		Instrument ID..: TRACEICP		MS Run #.....: 8246185	MDL.....: 0.063	
Beryllium	**1.3**	**0.69**	**mg/kg**	**SW846 6010B**	**09/02-09/03/08**	**KVJLP1AH**
		Dilution Factor: 1		Analysis Time..: 22:32	Analyst ID.....: 022952	
		Instrument ID..: TRACEICP		MS Run #.....: 8246185	MDL.....: 0.053	
Calcium	**900**	**865**	**mg/kg**	**SW846 6010B**	**09/02-09/03/08**	**KVJLP1AJ**
		Dilution Factor: 1		Analysis Time..: 22:32	Analyst ID.....: 022952	
		Instrument ID..: TRACEICP		MS Run #.....: 8246185	MDL.....: 43.5	
Cadmium	**0.23 B**	**0.87**	**mg/kg**	**SW846 6010B**	**09/02-09/03/08**	**KVJLP1AK**
		Dilution Factor: 1		Analysis Time..: 22:32	Analyst ID.....: 022952	
		Instrument ID..: TRACEICP		MS Run #.....: 8246185	MDL.....: 0.081	
Cobalt	**25.6**	**8.7**	**mg/kg**	**SW846 6010B**	**09/02-09/03/08**	**KVJLP1AL**
		Dilution Factor: 1		Analysis Time..: 22:32	Analyst ID.....: 022952	
		Instrument ID..: TRACEICP		MS Run #.....: 8246185	MDL.....: 0.074	

(Continued on next page)

Tetra Tech NUS, Inc

Client Sample ID: SB-11-0708

TOTAL Metals

Lot-Sample #...: C8H210225-003 **Matrix.....:** SOLID

PARAMETER	RESULT	REPORTING LIMIT	UNITS	METHOD	PREPARATION-ANALYSIS DATE	WORK ORDER #
Chromium	**33.3**	**0.87**	**mg/kg**	**SW846 6010B**	**09/02-09/03/08**	**KVJLP1AM**
		Dilution Factor: 1		Analysis Time..: 22:32	Analyst ID.....: 022952	
		Instrument ID..: TRACEICP		MS Run #.....: 8246185	MDL.....: 0.14	
Copper	**28.7**	**4.3**	**mg/kg**	**SW846 6010B**	**09/02-09/03/08**	**KVJLP1AN**
		Dilution Factor: 1		Analysis Time..: 22:32	Analyst ID.....: 022952	
		Instrument ID..: TRACEICP		MS Run #.....: 8246185	MDL.....: 0.24	
Iron	**32100**	**17.3**	**mg/kg**	**SW846 6010B**	**09/02-09/03/08**	**KVJLP1AP**
		Dilution Factor: 1		Analysis Time..: 22:32	Analyst ID.....: 022952	
		Instrument ID..: TRACEICP		MS Run #.....: 8246185	MDL.....: 5.2	
Potassium	**2160**	**865**	**mg/kg**	**SW846 6010B**	**09/02-09/03/08**	**KVJLP1AQ**
		Dilution Factor: 1		Analysis Time..: 22:32	Analyst ID.....: 022952	
		Instrument ID..: TRACEICP		MS Run #.....: 8246185	MDL.....: 86.5	
Magnesium	**3650**	**865**	**mg/kg**	**SW846 6010B**	**09/02-09/03/08**	**KVJLP1AR**
		Dilution Factor: 1		Analysis Time..: 22:32	Analyst ID.....: 022952	
		Instrument ID..: TRACEICP		MS Run #.....: 8246185	MDL.....: 2.3	
Manganese	**644**	**2.6**	**mg/kg**	**SW846 6010B**	**09/02-09/03/08**	**KVJLP1AT**
		Dilution Factor: 1		Analysis Time..: 22:32	Analyst ID.....: 022952	
		Instrument ID..: TRACEICP		MS Run #.....: 8246185	MDL.....: 0.046	
Sodium	**392 B**	**865**	**mg/kg**	**SW846 6010B**	**09/02-09/03/08**	**KVJLP1AU**
		Dilution Factor: 1		Analysis Time..: 22:32	Analyst ID.....: 022952	
		Instrument ID..: TRACEICP		MS Run #.....: 8246185	MDL.....: 24.1	
Nickel	**26.9**	**6.9**	**mg/kg**	**SW846 6010B**	**09/02-09/03/08**	**KVJLP1AV**
		Dilution Factor: 1		Analysis Time..: 22:32	Analyst ID.....: 022952	
		Instrument ID..: TRACEICP		MS Run #.....: 8246185	MDL.....: 0.18	
Lead	**17.3**	**0.52**	**mg/kg**	**SW846 6010B**	**09/02-09/03/08**	**KVJLP1AW**
		Dilution Factor: 1		Analysis Time..: 22:32	Analyst ID.....: 022952	
		Instrument ID..: TRACEICP		MS Run #.....: 8246185	MDL.....: 0.27	
Selenium	**0.61 B**	**0.87**	**mg/kg**	**SW846 6010B**	**09/02-09/03/08**	**KVJLP1AX**
		Dilution Factor: 1		Analysis Time..: 22:32	Analyst ID.....: 022952	
		Instrument ID..: TRACEICP		MS Run #.....: 8246185	MDL.....: 0.50	

(Continued on next page)

Tetra Tech NUS, Inc

Client Sample ID: SB-11-0708

TOTAL Metals

Lot-Sample #...: C8H210225-003 Matrix.....: SOLID

PARAMETER	RESULT	REPORTING LIMIT	UNITS	METHOD	PREPARATION-ANALYSIS DATE	WORK ORDER #
Thallium	0.93 B,J	1.7	mg/kg	SW846 6010B	09/02-09/03/08	KVJLP1A0
		Dilution Factor: 1		Analysis Time..: 22:32	Analyst ID.....: 022952	
		Instrument ID..: TRACEICP		MS Run #.....: 8246185	MDL.....: 0.55	
Antimony	0.16 B	1.7	mg/kg	SW846 6010B	09/02-09/03/08	KVJLP1A1
		Dilution Factor: 1		Analysis Time..: 22:32	Analyst ID.....: 022952	
		Instrument ID..: TRACEICP		MS Run #.....: 8246185	MDL.....: 0.16	
Vanadium	32.5	8.7	mg/kg	SW846 6010B	09/02-09/03/08	KVJLP1A2
		Dilution Factor: 1		Analysis Time..: 22:32	Analyst ID.....: 022952	
		Instrument ID..: TRACEICP		MS Run #.....: 8246185	MDL.....: 0.45	
Zinc	64.2	3.5	mg/kg	SW846 6010B	09/02-09/03/08	KVJLP1A3
		Dilution Factor: 1		Analysis Time..: 22:32	Analyst ID.....: 022952	
		Instrument ID..: TRACEICP		MS Run #.....: 8246185	MDL.....: 0.60	

NOTE(S):

Results and reporting limits have been adjusted for dry weight.

B Estimated result. Result is less than RL.

J Method blank contamination. The associated method blank contains the target analyte at a reportable level.

Tetra Tech NUS, Inc

Client Sample ID: SB-2-0910

TOTAL Metals

Lot-Sample #...: C8H210225-001 **Matrix.....:** SOLID
Date Sampled...: 08/19/08 **Date Received..:** 08/21/08
% Moisture.....: 13

PARAMETER	RESULT	REPORTING LIMIT	UNITS	METHOD	PREPARATION-ANALYSIS DATE	WORK ORDER #
Prep Batch #...: 8242022						
Mercury	ND	0.038	mg/kg	SW846 7471A	08/29/08	KVJKM1A5
		Dilution Factor: 1		Analysis Time..: 08:20	Analyst ID.....: 031043	
		Instrument ID..: HGHYDRA		MS Run #.....: 8242014	MDL.....: 0.0081	
Prep Batch #...: 8246339						
Silver	ND	0.57	mg/kg	SW846 6010B	09/02-09/03/08	KVJKM1AE
		Dilution Factor: 1		Analysis Time..: 22:05	Analyst ID.....: 022952	
		Instrument ID..: TRACEICP		MS Run #.....: 8246185	MDL.....: 0.042	
Aluminum	**1220**	**22.9**	**mg/kg**	**SW846 6010B**	**09/02-09/03/08**	**KVJKM1AF**
		Dilution Factor: 1		Analysis Time..: 22:05	Analyst ID.....: 022952	
		Instrument ID..: TRACEICP		MS Run #.....: 8246185	MDL.....: 1.6	
Arsenic	**0.46 B**	**1.1**	**mg/kg**	**SW846 6010B**	**09/02-09/03/08**	**KVJKM1AG**
		Dilution Factor: 1		Analysis Time..: 22:05	Analyst ID.....: 022952	
		Instrument ID..: TRACEICP		MS Run #.....: 8246185	MDL.....: 0.26	
Barium	**6.8 B**	**22.9**	**mg/kg**	**SW846 6010B**	**09/02-09/03/08**	**KVJKM1AH**
		Dilution Factor: 1		Analysis Time..: 22:05	Analyst ID.....: 022952	
		Instrument ID..: TRACEICP		MS Run #.....: 8246185	MDL.....: 0.042	
Beryllium	**0.098 B**	**0.46**	**mg/kg**	**SW846 6010B**	**09/02-09/03/08**	**KVJKM1AJ**
		Dilution Factor: 1		Analysis Time..: 22:05	Analyst ID.....: 022952	
		Instrument ID..: TRACEICP		MS Run #.....: 8246185	MDL.....: 0.035	
Calcium	**156 B**	**572**	**mg/kg**	**SW846 6010B**	**09/02-09/03/08**	**KVJKM1AK**
		Dilution Factor: 1		Analysis Time..: 22:05	Analyst ID.....: 022952	
		Instrument ID..: TRACEICP		MS Run #.....: 8246185	MDL.....: 28.8	
Cadmium	ND	0.57	mg/kg	SW846 6010B	09/02-09/03/08	KVJKM1AL
		Dilution Factor: 1		Analysis Time..: 22:05	Analyst ID.....: 022952	
		Instrument ID..: TRACEICP		MS Run #.....: 8246185	MDL.....: 0.054	
Cobalt	**0.28 B**	**5.7**	**mg/kg**	**SW846 6010B**	**09/02-09/03/08**	**KVJKM1AM**
		Dilution Factor: 1		Analysis Time..: 22:05	Analyst ID.....: 022952	
		Instrument ID..: TRACEICP		MS Run #.....: 8246185	MDL.....: 0.049	

(Continued on next page)

Tetra Tech NUS, Inc

Client Sample ID: SB-2-0910

TOTAL Metals

Lot-Sample #...: C8H210225-001 **Matrix.....:** SOLID

PARAMETER	RESULT	REPORTING LIMIT	UNITS	METHOD	PREPARATION-ANALYSIS DATE	WORK ORDER #
Chromium	**4.3**	**0.57**	**mg/kg**	**SW846 6010B**	**09/02-09/03/08**	**KVJKM1AN**
		Dilution Factor: 1		Analysis Time..: 22:05	Analyst ID.....: 022952	
		Instrument ID..: TRACEICP		MS Run #.....: 8246185	MDL.....: 0.094	
Copper	**0.97 B**	**2.9**	**mg/kg**	**SW846 6010B**	**09/02-09/03/08**	**KVJKM1AP**
		Dilution Factor: 1		Analysis Time..: 22:05	Analyst ID.....: 022952	
		Instrument ID..: TRACEICP		MS Run #.....: 8246185	MDL.....: 0.16	
Iron	**610**	**11.4**	**mg/kg**	**SW846 6010B**	**09/02-09/03/08**	**KVJKM1AQ**
		Dilution Factor: 1		Analysis Time..: 22:05	Analyst ID.....: 022952	
		Instrument ID..: TRACEICP		MS Run #.....: 8246185	MDL.....: 3.4	
Potassium	**253 B**	**572**	**mg/kg**	**SW846 6010B**	**09/02-09/03/08**	**KVJKM1AR**
		Dilution Factor: 1		Analysis Time..: 22:05	Analyst ID.....: 022952	
		Instrument ID..: TRACEICP		MS Run #.....: 8246185	MDL.....: 57.2	
Magnesium	**106 B**	**572**	**mg/kg**	**SW846 6010B**	**09/02-09/03/08**	**KVJKM1AT**
		Dilution Factor: 1		Analysis Time..: 22:05	Analyst ID.....: 022952	
		Instrument ID..: TRACEICP		MS Run #.....: 8246185	MDL.....: 1.5	
Manganese	**19.3**	**1.7**	**mg/kg**	**SW846 6010B**	**09/02-09/03/08**	**KVJKM1AU**
		Dilution Factor: 1		Analysis Time..: 22:05	Analyst ID.....: 022952	
		Instrument ID..: TRACEICP		MS Run #.....: 8246185	MDL.....: 0.031	
Sodium	ND	572	mg/kg	SW846 6010B	09/02-09/03/08	KVJKM1AV
		Dilution Factor: 1		Analysis Time..: 22:05	Analyst ID.....: 022952	
		Instrument ID..: TRACEICP		MS Run #.....: 8246185	MDL.....: 15.9	
Nickel	**0.57 B**	**4.6**	**mg/kg**	**SW846 6010B**	**09/02-09/03/08**	**KVJKM1AW**
		Dilution Factor: 1		Analysis Time..: 22:05	Analyst ID.....: 022952	
		Instrument ID..: TRACEICP		MS Run #.....: 8246185	MDL.....: 0.12	
Lead	**2.3**	**0.34**	**mg/kg**	**SW846 6010B**	**09/02-09/03/08**	**KVJKM1AX**
		Dilution Factor: 1		Analysis Time..: 22:05	Analyst ID.....: 022952	
		Instrument ID..: TRACEICP		MS Run #.....: 8246185	MDL.....: 0.18	
Selenium	ND	0.57	mg/kg	SW846 6010B	09/02-09/03/08	KVJKM1A0
		Dilution Factor: 1		Analysis Time..: 22:05	Analyst ID.....: 022952	
		Instrument ID..: TRACEICP		MS Run #.....: 8246185	MDL.....: 0.33	

(Continued on next page)

Tetra Tech NUS, Inc

Client Sample ID: SB-2-0910

TOTAL Metals

Lot-Sample #...: C8H210225-001 **Matrix.....:** SOLID

PARAMETER	RESULT	REPORTING LIMIT	UNITS	METHOD	PREPARATION-ANALYSIS DATE	WORK ORDER #
Thallium	ND	1.1	mg/kg	SW846 6010B	09/02-09/03/08	KVJKM1A1
		Dilution Factor: 1		Analysis Time..: 22:05	Analyst ID.....: 022952	
		Instrument ID..: TRACEICP		MS Run #.....: 8246185	MDL.....: 0.37	
Antimony	ND	1.1	mg/kg	SW846 6010B	09/02-09/03/08	KVJKM1A2
		Dilution Factor: 1		Analysis Time..: 22:05	Analyst ID.....: 022952	
		Instrument ID..: TRACEICP		MS Run #.....: 8246185	MDL.....: 0.11	
Vanadium	6.2	5.7	mg/kg	SW846 6010B	09/02-09/03/08	KVJKM1A3
		Dilution Factor: 1		Analysis Time..: 22:05	Analyst ID.....: 022952	
		Instrument ID..: TRACEICP		MS Run #.....: 8246185	MDL.....: 0.29	
Zinc	1.5 B	2.3	mg/kg	SW846 6010B	09/02-09/03/08	KVJKM1A4
		Dilution Factor: 1		Analysis Time..: 22:05	Analyst ID.....: 022952	
		Instrument ID..: TRACEICP		MS Run #.....: 8246185	MDL.....: 0.40	

NOTE(S):

Results and reporting limits have been adjusted for dry weight.

B Estimated result. Result is less than RL.

Tetra Tech NUS, Inc

Client Sample ID: SB-3-0607

TOTAL Metals

Lot-Sample #...: C8H210225-006
Date Sampled...: 08/19/08 Date Received..: 08/21/08
% Moisture.....: 17 Matrix.....: SOLID

PARAMETER	RESULT	REPORTING LIMIT	UNITS	METHOD	PREPARATION-ANALYSIS DATE	WORK ORDER #
Prep Batch #...: 8242022						
Mercury	**0.017 B**	**0.040**	**mg/kg**	**SW846 7471A**	**08/29/08**	**KVJLX1A5**
		Dilution Factor: 1		Analysis Time..: 08:28	Analyst ID.....: 031043	
		Instrument ID..: HGHYDRA		MS Run #.....: 8242014	MDL.....: 0.0085	
Prep Batch #...: 8246339						
Silver	**0.083 B**	**0.60**	**mg/kg**	**SW846 6010B**	**09/02-09/03/08**	**KVJLX1AE**
		Dilution Factor: 1		Analysis Time..: 23:00	Analyst ID.....: 022952	
		Instrument ID..: TRACEICP		MS Run #.....: 8246185	MDL.....: 0.045	
Aluminum	**6510**	**24.0**	**mg/kg**	**SW846 6010B**	**09/02-09/03/08**	**KVJLX1AF**
		Dilution Factor: 1		Analysis Time..: 23:00	Analyst ID.....: 022952	
		Instrument ID..: TRACEICP		MS Run #.....: 8246185	MDL.....: 1.7	
Arsenic	**4.0**	**1.2**	**mg/kg**	**SW846 6010B**	**09/02-09/03/08**	**KVJLX1AG**
		Dilution Factor: 1		Analysis Time..: 23:00	Analyst ID.....: 022952	
		Instrument ID..: TRACEICP		MS Run #.....: 8246185	MDL.....: 0.27	
Barium	**12.8 B**	**24.0**	**mg/kg**	**SW846 6010B**	**09/02-09/03/08**	**KVJLX1AH**
		Dilution Factor: 1		Analysis Time..: 23:00	Analyst ID.....: 022952	
		Instrument ID..: TRACEICP		MS Run #.....: 8246185	MDL.....: 0.044	
Beryllium	**0.46 B**	**0.48**	**mg/kg**	**SW846 6010B**	**09/02-09/03/08**	**KVJLX1AJ**
		Dilution Factor: 1		Analysis Time..: 23:00	Analyst ID.....: 022952	
		Instrument ID..: TRACEICP		MS Run #.....: 8246185	MDL.....: 0.037	
Calcium	**60.5 B**	**600**	**mg/kg**	**SW846 6010B**	**09/02-09/03/08**	**KVJLX1AK**
		Dilution Factor: 1		Analysis Time..: 23:00	Analyst ID.....: 022952	
		Instrument ID..: TRACEICP		MS Run #.....: 8246185	MDL.....: 30.2	
Cadmium	**0.094 B**	**0.60**	**mg/kg**	**SW846 6010B**	**09/02-09/03/08**	**KVJLX1AL**
		Dilution Factor: 1		Analysis Time..: 23:00	Analyst ID.....: 022952	
		Instrument ID..: TRACEICP		MS Run #.....: 8246185	MDL.....: 0.056	
Cobalt	**3.8 B**	**6.0**	**mg/kg**	**SW846 6010B**	**09/02-09/03/08**	**KVJLX1AM**
		Dilution Factor: 1		Analysis Time..: 23:00	Analyst ID.....: 022952	
		Instrument ID..: TRACEICP		MS Run #.....: 8246185	MDL.....: 0.052	

(Continued on next page)

Tetra Tech NUS, Inc

Client Sample ID: SB-3-0607

TOTAL Metals

Lot-Sample #...: C8H210225-006 Matrix.....: SOLID

PARAMETER	RESULT	REPORTING LIMIT	UNITS	METHOD	PREPARATION-ANALYSIS DATE	WORK ORDER #
Chromium	10.2	0.60	mg/kg	SW846 6010B	09/02-09/03/08	KVJLX1AN
		Dilution Factor: 1		Analysis Time..: 23:00	Analyst ID.....: 022952	
		Instrument ID..: TRACEICP		MS Run #.....: 8246185	MDL.....: 0.098	
Copper	5.8	3.0	mg/kg	SW846 6010B	09/02-09/03/08	KVJLX1AP
		Dilution Factor: 1		Analysis Time..: 23:00	Analyst ID.....: 022952	
		Instrument ID..: TRACEICP		MS Run #.....: 8246185	MDL.....: 0.17	
Iron	10500	12.0	mg/kg	SW846 6010B	09/02-09/03/08	KVJLX1AQ
		Dilution Factor: 1		Analysis Time..: 23:00	Analyst ID.....: 022952	
		Instrument ID..: TRACEICP		MS Run #.....: 8246185	MDL.....: 3.6	
Potassium	359 B	600	mg/kg	SW846 6010B	09/02-09/03/08	KVJLX1AR
		Dilution Factor: 1		Analysis Time..: 23:00	Analyst ID.....: 022952	
		Instrument ID..: TRACEICP		MS Run #.....: 8246185	MDL.....: 60.0	
Magnesium	598 B	600	mg/kg	SW846 6010B	09/02-09/03/08	KVJLX1AT
		Dilution Factor: 1		Analysis Time..: 23:00	Analyst ID.....: 022952	
		Instrument ID..: TRACEICP		MS Run #.....: 8246185	MDL.....: 1.6	
Manganese	35.3	1.8	mg/kg	SW846 6010B	09/02-09/03/08	KVJLX1AU
		Dilution Factor: 1		Analysis Time..: 23:00	Analyst ID.....: 022952	
		Instrument ID..: TRACEICP		MS Run #.....: 8246185	MDL.....: 0.032	
Sodium	ND	600	mg/kg	SW846 6010B	09/02-09/03/08	KVJLX1AV
		Dilution Factor: 1		Analysis Time..: 23:00	Analyst ID.....: 022952	
		Instrument ID..: TRACEICP		MS Run #.....: 8246185	MDL.....: 16.7	
Nickel	7.5	4.8	mg/kg	SW846 6010B	09/02-09/03/08	KVJLX1AW
		Dilution Factor: 1		Analysis Time..: 23:00	Analyst ID.....: 022952	
		Instrument ID..: TRACEICP		MS Run #.....: 8246185	MDL.....: 0.13	
Lead	5.5	0.36	mg/kg	SW846 6010B	09/02-09/03/08	KVJLX1AX
		Dilution Factor: 1		Analysis Time..: 23:00	Analyst ID.....: 022952	
		Instrument ID..: TRACEICP		MS Run #.....: 8246185	MDL.....: 0.19	
Selenium	0.40 B	0.60	mg/kg	SW846 6010B	09/02-09/03/08	KVJLX1A0
		Dilution Factor: 1		Analysis Time..: 23:00	Analyst ID.....: 022952	
		Instrument ID..: TRACEICP		MS Run #.....: 8246185	MDL.....: 0.34	

(Continued on next page)

Tetra Tech NUS, Inc

Client Sample ID: SB-3-0607

TOTAL Metals

Lot-Sample #...: C8H210225-006 Matrix.....: SOLID

PARAMETER	RESULT	REPORTING LIMIT	UNITS	METHOD	PREPARATION-ANALYSIS DATE	WORK ORDER #
Thallium	ND	1.2	mg/kg	SW846 6010B	09/02-09/03/08	KVJLX1A1
		Dilution Factor: 1		Analysis Time..: 23:00	Analyst ID.....: 022952	
		Instrument ID..: TRACEICP		MS Run #.....: 8246185	MDL.....: 0.38	
Antimony	**0.14 B**	**1.2**	**mg/kg**	**SW846 6010B**	**09/02-09/03/08**	**KVJLX1A2**
		Dilution Factor: 1		Analysis Time..: 23:00	Analyst ID.....: 022952	
		Instrument ID..: TRACEICP		MS Run #.....: 8246185	MDL.....: 0.11	
Vanadium	**23.0**	**6.0**	**mg/kg**	**SW846 6010B**	**09/02-09/03/08**	**KVJLX1A3**
		Dilution Factor: 1		Analysis Time..: 23:00	Analyst ID.....: 022952	
		Instrument ID..: TRACEICP		MS Run #.....: 8246185	MDL.....: 0.31	
Zinc	**21.4**	**2.4**	**mg/kg**	**SW846 6010B**	**09/02-09/03/08**	**KVJLX1A4**
		Dilution Factor: 1		Analysis Time..: 23:00	Analyst ID.....: 022952	
		Instrument ID..: TRACEICP		MS Run #.....: 8246185	MDL.....: 0.42	

NOTE(S):

Results and reporting limits have been adjusted for dry weight.

B Estimated result. Result is less than RL.

Tetra Tech NUS, Inc

Client Sample ID: SB-4-0607

TOTAL Metals

Lot-Sample #...: C8H210225-004 **Matrix.....:** SOLID
Date Sampled...: 08/19/08 **Date Received..:** 08/21/08
% Moisture.....: 29

PARAMETER	RESULT	REPORTING LIMIT	UNITS	METHOD	PREPARATION-ANALYSIS DATE	WORK ORDER #
Prep Batch #...: 8242022						
Mercury	**0.038 B**	**0.047**	**mg/kg**	**SW846 7471A**	**08/29/08**	**KVJLR1AF**
		Dilution Factor: 1		Analysis Time..: 08:25	Analyst ID.....: 031043	
		Instrument ID..: HGHYDRA		MS Run #.....: 8242014	MDL.....: 0.010	
Prep Batch #...: 8246339						
Silver	**0.17 B**	**0.71**	**mg/kg**	**SW846 6010B**	**09/02-09/03/08**	**KVJLR1AK**
		Dilution Factor: 1		Analysis Time..: 22:38	Analyst ID.....: 022952	
		Instrument ID..: TRACEICP		MS Run #.....: 8246185	MDL.....: 0.052	
Aluminum	**7730**	**28.3**	**mg/kg**	**SW846 6010B**	**09/02-09/03/08**	**KVJLR1AL**
		Dilution Factor: 1		Analysis Time..: 22:38	Analyst ID.....: 022952	
		Instrument ID..: TRACEICP		MS Run #.....: 8246185	MDL.....: 2.0	
Arsenic	**5.6**	**1.4**	**mg/kg**	**SW846 6010B**	**09/02-09/03/08**	**KVJLR1AM**
		Dilution Factor: 1		Analysis Time..: 22:38	Analyst ID.....: 022952	
		Instrument ID..: TRACEICP		MS Run #.....: 8246185	MDL.....: 0.32	
Barium	**22.5 B**	**28.3**	**mg/kg**	**SW846 6010B**	**09/02-09/03/08**	**KVJLR1AN**
		Dilution Factor: 1		Analysis Time..: 22:38	Analyst ID.....: 022952	
		Instrument ID..: TRACEICP		MS Run #.....: 8246185	MDL.....: 0.051	
Beryllium	**0.74**	**0.57**	**mg/kg**	**SW846 6010B**	**09/02-09/03/08**	**KVJLR1AP**
		Dilution Factor: 1		Analysis Time..: 22:38	Analyst ID.....: 022952	
		Instrument ID..: TRACEICP		MS Run #.....: 8246185	MDL.....: 0.044	
Calcium	**525 B**	**707**	**mg/kg**	**SW846 6010B**	**09/02-09/03/08**	**KVJLR1AQ**
		Dilution Factor: 1		Analysis Time..: 22:38	Analyst ID.....: 022952	
		Instrument ID..: TRACEICP		MS Run #.....: 8246185	MDL.....: 35.5	
Cadmium	**0.20 B**	**0.71**	**mg/kg**	**SW846 6010B**	**09/02-09/03/08**	**KVJLR1AR**
		Dilution Factor: 1		Analysis Time..: 22:38	Analyst ID.....: 022952	
		Instrument ID..: TRACEICP		MS Run #.....: 8246185	MDL.....: 0.066	
Cobalt	**6.5 B**	**7.1**	**mg/kg**	**SW846 6010B**	**09/02-09/03/08**	**KVJLR1AT**
		Dilution Factor: 1		Analysis Time..: 22:38	Analyst ID.....: 022952	
		Instrument ID..: TRACEICP		MS Run #.....: 8246185	MDL.....: 0.061	

(Continued on next page)

Tetra Tech NUS, Inc

Client Sample ID: SB-4-0607

TOTAL Metals

Lot-Sample #...: C8H210225-004 Matrix.....: SOLID

PARAMETER	RESULT	REPORTING LIMIT	UNITS	METHOD	PREPARATION-ANALYSIS DATE	WORK ORDER #
Chromium	21.1	0.71	mg/kg	SW846 6010B	09/02-09/03/08	KVJLR1AU
		Dilution Factor: 1		Analysis Time..: 22:38	Analyst ID.....: 022952	
		Instrument ID..: TRACEICP		MS Run #.....: 8246185	MDL.....: 0.12	
Copper	13.4	3.5	mg/kg	SW846 6010B	09/02-09/03/08	KVJLR1AV
		Dilution Factor: 1		Analysis Time..: 22:38	Analyst ID.....: 022952	
		Instrument ID..: TRACEICP		MS Run #.....: 8246185	MDL.....: 0.20	
Iron	16700	14.1	mg/kg	SW846 6010B	09/02-09/03/08	KVJLR1AW
		Dilution Factor: 1		Analysis Time..: 22:38	Analyst ID.....: 022952	
		Instrument ID..: TRACEICP		MS Run #.....: 8246185	MDL.....: 4.2	
Potassium	1040	707	mg/kg	SW846 6010B	09/02-09/03/08	KVJLR1AX
		Dilution Factor: 1		Analysis Time..: 22:38	Analyst ID.....: 022952	
		Instrument ID..: TRACEICP		MS Run #.....: 8246185	MDL.....: 70.7	
Magnesium	1800	707	mg/kg	SW846 6010B	09/02-09/03/08	KVJLR1A0
		Dilution Factor: 1		Analysis Time..: 22:38	Analyst ID.....: 022952	
		Instrument ID..: TRACEICP		MS Run #.....: 8246185	MDL.....: 1.8	
Manganese	404	2.1	mg/kg	SW846 6010B	09/02-09/03/08	KVJLR1A1
		Dilution Factor: 1		Analysis Time..: 22:38	Analyst ID.....: 022952	
		Instrument ID..: TRACEICP		MS Run #.....: 8246185	MDL.....: 0.038	
Sodium	537 B	707	mg/kg	SW846 6010B	09/02-09/03/08	KVJLR1A2
		Dilution Factor: 1		Analysis Time..: 22:38	Analyst ID.....: 022952	
		Instrument ID..: TRACEICP		MS Run #.....: 8246185	MDL.....: 19.7	
Nickel	11.1	5.7	mg/kg	SW846 6010B	09/02-09/03/08	KVJLR1A3
		Dilution Factor: 1		Analysis Time..: 22:38	Analyst ID.....: 022952	
		Instrument ID..: TRACEICP		MS Run #.....: 8246185	MDL.....: 0.15	
Lead	12.1	0.42	mg/kg	SW846 6010B	09/02-09/03/08	KVJLR1A4
		Dilution Factor: 1		Analysis Time..: 22:38	Analyst ID.....: 022952	
		Instrument ID..: TRACEICP		MS Run #.....: 8246185	MDL.....: 0.22	
Selenium	ND	0.71	mg/kg	SW846 6010B	09/02-09/03/08	KVJLR1A5
		Dilution Factor: 1		Analysis Time..: 22:38	Analyst ID.....: 022952	
		Instrument ID..: TRACEICP		MS Run #.....: 8246185	MDL.....: 0.41	

(Continued on next page)

Tetra Tech NUS, Inc

Client Sample ID: SB-4-0607

TOTAL Metals

Lot-Sample #...: C8H210225-004 Matrix.....: SOLID

PARAMETER	RESULT	REPORTING LIMIT	UNITS	METHOD	PREPARATION-ANALYSIS DATE	WORK ORDER #
Thallium	ND	1.4	mg/kg	SW846 6010B	09/02-09/03/08	KVJLR1AA
		Dilution Factor: 1		Analysis Time..: 22:38	Analyst ID.....: 022952	
		Instrument ID..: TRACEICP		MS Run #.....: 8246185	MDL.....: 0.45	
Antimony	ND	1.4	mg/kg	SW846 6010B	09/02-09/03/08	KVJLR1AC
		Dilution Factor: 1		Analysis Time..: 22:38	Analyst ID.....: 022952	
		Instrument ID..: TRACEICP		MS Run #.....: 8246185	MDL.....: 0.13	
Vanadium	**29.1**	**7.1**	**mg/kg**	**SW846 6010B**	**09/02-09/03/08**	**KVJLR1AD**
		Dilution Factor: 1		Analysis Time..: 22:38	Analyst ID.....: 022952	
		Instrument ID..: TRACEICP		MS Run #.....: 8246185	MDL.....: 0.36	
Zinc	**32.2**	**2.8**	**mg/kg**	**SW846 6010B**	**09/02-09/03/08**	**KVJLR1AE**
		Dilution Factor: 1		Analysis Time..: 22:38	Analyst ID.....: 022952	
		Instrument ID..: TRACEICP		MS Run #.....: 8246185	MDL.....: 0.49	

NOTE(S):

Results and reporting limits have been adjusted for dry weight.

B Estimated result. Result is less than RL.

Tetra Tech NUS, Inc

Client Sample ID: SB-5-0708

TOTAL Metals

Lot-Sample #...: C8H210225-007
Date Sampled...: 08/20/08 Date Received..: 08/21/08
% Moisture.....: 32
Matrix.....: SOLID

PARAMETER	RESULT	REPORTING LIMIT	UNITS	METHOD	PREPARATION-ANALYSIS DATE	WORK ORDER #
Prep Batch #...: 8242022						
Mercury	**0.031 B**	**0.049**	**mg/kg**	**SW846 7471A**	**08/29/08**	**KVJL01AG**
		Dilution Factor: 1		Analysis Time..: 08:30	Analyst ID.....: 031043	
		Instrument ID..: HGHYDRA		MS Run #.....: 8242014	MDL.....: 0.011	
Prep Batch #...: 8246339						
Silver	**0.16 B**	**0.74**	**mg/kg**	**SW846 6010B**	**09/02-09/03/08**	**KVJL01AM**
		Dilution Factor: 1		Analysis Time..: 22:10	Analyst ID.....: 022952	
		Instrument ID..: TRACEICP		MS Run #.....: 8246185	MDL.....: 0.055	
Aluminum	**9790**	**29.6**	**mg/kg**	**SW846 6010B**	**09/02-09/03/08**	**KVJL01AN**
		Dilution Factor: 1		Analysis Time..: 22:10	Analyst ID.....: 022952	
		Instrument ID..: TRACEICP		MS Run #.....: 8246185	MDL.....: 2.1	
Arsenic	**7.8**	**1.5**	**mg/kg**	**SW846 6010B**	**09/02-09/03/08**	**KVJL01AP**
		Dilution Factor: 1		Analysis Time..: 22:10	Analyst ID.....: 022952	
		Instrument ID..: TRACEICP		MS Run #.....: 8246185	MDL.....: 0.34	
Barium	**24.9 B**	**29.6**	**mg/kg**	**SW846 6010B**	**09/02-09/03/08**	**KVJL01AQ**
		Dilution Factor: 1		Analysis Time..: 22:10	Analyst ID.....: 022952	
		Instrument ID..: TRACEICP		MS Run #.....: 8246185	MDL.....: 0.054	
Beryllium	**1.3**	**0.59**	**mg/kg**	**SW846 6010B**	**09/02-09/03/08**	**KVJL01AR**
		Dilution Factor: 1		Analysis Time..: 22:10	Analyst ID.....: 022952	
		Instrument ID..: TRACEICP		MS Run #.....: 8246185	MDL.....: 0.046	
Calcium	**536 B**	**740**	**mg/kg**	**SW846 6010B**	**09/02-09/03/08**	**KVJL01AT**
		Dilution Factor: 1		Analysis Time..: 22:10	Analyst ID.....: 022952	
		Instrument ID..: TRACEICP		MS Run #.....: 8246185	MDL.....: 37.2	
Cadmium	**0.34 B**	**0.74**	**mg/kg**	**SW846 6010B**	**09/02-09/03/08**	**KVJL01AU**
		Dilution Factor: 1		Analysis Time..: 22:10	Analyst ID.....: 022952	
		Instrument ID..: TRACEICP		MS Run #.....: 8246185	MDL.....: 0.069	
Cobalt	**16.1**	**7.4**	**mg/kg**	**SW846 6010B**	**09/02-09/03/08**	**KVJL01AV**
		Dilution Factor: 1		Analysis Time..: 22:10	Analyst ID.....: 022952	
		Instrument ID..: TRACEICP		MS Run #.....: 8246185	MDL.....: 0.064	

(Continued on next page)

Tetra Tech NUS, Inc

Client Sample ID: SB-5-0708

TOTAL Metals

Lot-Sample #...: C8H210225-007 Matrix.....: SOLID

PARAMETER	RESULT	REPORTING LIMIT	UNITS	METHOD	PREPARATION-ANALYSIS DATE	WORK ORDER #
Chromium	22.2	0.74	mg/kg	SW846 6010B	09/02-09/03/08	KVJL01AW
		Dilution Factor: 1		Analysis Time..: 22:10	Analyst ID.....: 022952	
		Instrument ID..: TRACEICP		MS Run #.....: 8246185	MDL.....: 0.12	
Copper	13.7	3.7	mg/kg	SW846 6010B	09/02-09/03/08	KVJL01AX
		Dilution Factor: 1		Analysis Time..: 22:10	Analyst ID.....: 022952	
		Instrument ID..: TRACEICP		MS Run #.....: 8246185	MDL.....: 0.21	
Iron	21500	14.8	mg/kg	SW846 6010B	09/02-09/03/08	KVJL01A0
		Dilution Factor: 1		Analysis Time..: 22:10	Analyst ID.....: 022952	
		Instrument ID..: TRACEICP		MS Run #.....: 8246185	MDL.....: 4.4	
Potassium	1310	740	mg/kg	SW846 6010B	09/02-09/03/08	KVJL01A1
		Dilution Factor: 1		Analysis Time..: 22:10	Analyst ID.....: 022952	
		Instrument ID..: TRACEICP		MS Run #.....: 8246185	MDL.....: 74.0	
Magnesium	2520	740	mg/kg	SW846 6010B	09/02-09/03/08	KVJL01A2
		Dilution Factor: 1		Analysis Time..: 22:10	Analyst ID.....: 022952	
		Instrument ID..: TRACEICP		MS Run #.....: 8246185	MDL.....: 1.9	
Manganese	679	2.2	mg/kg	SW846 6010B	09/02-09/03/08	KVJL01A3
		Dilution Factor: 1		Analysis Time..: 22:10	Analyst ID.....: 022952	
		Instrument ID..: TRACEICP		MS Run #.....: 8246185	MDL.....: 0.040	
Sodium	113 B	740	mg/kg	SW846 6010B	09/02-09/03/08	KVJL01A4
		Dilution Factor: 1		Analysis Time..: 22:10	Analyst ID.....: 022952	
		Instrument ID..: TRACEICP		MS Run #.....: 8246185	MDL.....: 20.6	
Nickel	23.0	5.9	mg/kg	SW846 6010B	09/02-09/03/08	KVJL01A5
		Dilution Factor: 1		Analysis Time..: 22:10	Analyst ID.....: 022952	
		Instrument ID..: TRACEICP		MS Run #.....: 8246185	MDL.....: 0.15	
Lead	11.9	0.44	mg/kg	SW846 6010B	09/02-09/03/08	KVJL01A6
		Dilution Factor: 1		Analysis Time..: 22:10	Analyst ID.....: 022952	
		Instrument ID..: TRACEICP		MS Run #.....: 8246185	MDL.....: 0.23	
Selenium	ND	0.74	mg/kg	SW846 6010B	09/02-09/03/08	KVJL01AA
		Dilution Factor: 1		Analysis Time..: 22:10	Analyst ID.....: 022952	
		Instrument ID..: TRACEICP		MS Run #.....: 8246185	MDL.....: 0.43	

(Continued on next page)

Tetra Tech NUS, Inc

Client Sample ID: SB-5-0708

TOTAL Metals

Lot-Sample #...: C8H210225-007 **Matrix.....:** SOLID

PARAMETER	RESULT	REPORTING LIMIT	UNITS	METHOD	PREPARATION-ANALYSIS DATE	WORK ORDER #
Thallium	ND	1.5	mg/kg	SW846 6010B	09/02-09/03/08	KVJL01AC
		Dilution Factor: 1		Analysis Time..: 22:10	Analyst ID.....: 022952	
		Instrument ID..: TRACEICP		MS Run #.....: 8246185	MDL.....: 0.47	
Antimony	ND	1.5	mg/kg	SW846 6010B	09/02-09/03/08	KVJL01AD
		Dilution Factor: 1		Analysis Time..: 22:10	Analyst ID.....: 022952	
		Instrument ID..: TRACEICP		MS Run #.....: 8246185	MDL.....: 0.14	
Vanadium	**28.9**	**7.4**	**mg/kg**	**SW846 6010B**	**09/02-09/03/08**	**KVJL01AE**
		Dilution Factor: 1		Analysis Time..: 22:10	Analyst ID.....: 022952	
		Instrument ID..: TRACEICP		MS Run #.....: 8246185	MDL.....: 0.38	
Zinc	**70.0**	**3.0**	**mg/kg**	**SW846 6010B**	**09/02-09/03/08**	**KVJL01AF**
		Dilution Factor: 1		Analysis Time..: 22:10	Analyst ID.....: 022952	
		Instrument ID..: TRACEICP		MS Run #.....: 8246185	MDL.....: 0.51	

NOTE(S):

Results and reporting limits have been adjusted for dry weight.

B Estimated result. Result is less than RL.

Tetra Tech NUS, Inc

Client Sample ID: SB-6-0708

TOTAL Metals

Lot-Sample #...: C8H210225-011
Date Sampled...: 08/20/08 Date Received..: 08/21/08
% Moisture.....: 19 Matrix.....: SOLID

PARAMETER	RESULT	REPORTING LIMIT	UNITS	METHOD	PREPARATION-ANALYSIS DATE	WORK ORDER #
Prep Batch #...: 8242022						
Mercury	ND	0.041	mg/kg	SW846 7471A	08/29/08	KVJME1AG
		Dilution Factor: 1		Analysis Time..: 08:40	Analyst ID.....: 031043	
		Instrument ID..: HGHYDRA		MS Run #.....: 8242014	MDL.....: 0.0088	
Prep Batch #...: 8246339						
Silver	**0.058 B**	**0.62**	**mg/kg**	**SW846 6010B**	**09/02-09/03/08**	**KVJME1AM**
		Dilution Factor: 1		Analysis Time..: 23:11	Analyst ID.....: 022952	
		Instrument ID..: TRACEICP		MS Run #.....: 8246185	MDL.....: 0.046	
Aluminum	**989**	**24.7**	**mg/kg**	**SW846 6010B**	**09/02-09/03/08**	**KVJME1AN**
		Dilution Factor: 1		Analysis Time..: 23:11	Analyst ID.....: 022952	
		Instrument ID..: TRACEICP		MS Run #.....: 8246185	MDL.....: 1.8	
Arsenic	**2.2**	**1.2**	**mg/kg**	**SW846 6010B**	**09/02-09/03/08**	**KVJME1AP**
		Dilution Factor: 1		Analysis Time..: 23:11	Analyst ID.....: 022952	
		Instrument ID..: TRACEICP		MS Run #.....: 8246185	MDL.....: 0.28	
Barium	**5.3 B**	**24.7**	**mg/kg**	**SW846 6010B**	**09/02-09/03/08**	**KVJME1AQ**
		Dilution Factor: 1		Analysis Time..: 23:11	Analyst ID.....: 022952	
		Instrument ID..: TRACEICP		MS Run #.....: 8246185	MDL.....: 0.045	
Beryllium	**0.14 B**	**0.49**	**mg/kg**	**SW846 6010B**	**09/02-09/03/08**	**KVJME1AR**
		Dilution Factor: 1		Analysis Time..: 23:11	Analyst ID.....: 022952	
		Instrument ID..: TRACEICP		MS Run #.....: 8246185	MDL.....: 0.038	
Calcium	**84.6 B**	**619**	**mg/kg**	**SW846 6010B**	**09/02-09/03/08**	**KVJME1AT**
		Dilution Factor: 1		Analysis Time..: 23:11	Analyst ID.....: 022952	
		Instrument ID..: TRACEICP		MS Run #.....: 8246185	MDL.....: 31.1	
Cadmium	ND	0.62	mg/kg	SW846 6010B	09/02-09/03/08	KVJME1AU
		Dilution Factor: 1		Analysis Time..: 23:11	Analyst ID.....: 022952	
		Instrument ID..: TRACEICP		MS Run #.....: 8246185	MDL.....: 0.058	
Cobalt	**0.35 B**	**6.2**	**mg/kg**	**SW846 6010B**	**09/02-09/03/08**	**KVJME1AV**
		Dilution Factor: 1		Analysis Time..: 23:11	Analyst ID.....: 022952	
		Instrument ID..: TRACEICP		MS Run #.....: 8246185	MDL.....: 0.053	

(Continued on next page)

Tetra Tech NUS, Inc

Client Sample ID: SB-6-0708

TOTAL Metals

Lot-Sample #...: C8H210225-011 **Matrix.....:** SOLID

PARAMETER	RESULT	REPORTING LIMIT	UNITS	METHOD	PREPARATION-ANALYSIS DATE	WORK ORDER #
Chromium	**6.4**	**0.62**	**mg/kg**	**SW846 6010B**	**09/02-09/03/08**	**KVJME1AW**
		Dilution Factor: 1		Analysis Time..: 23:11	Analyst ID.....: 022952	
		Instrument ID..: TRACEICP		MS Run #.....: 8246185	MDL.....: 0.10	
Copper	**2.4 B**	**3.1**	**mg/kg**	**SW846 6010B**	**09/02-09/03/08**	**KVJME1AX**
		Dilution Factor: 1		Analysis Time..: 23:11	Analyst ID.....: 022952	
		Instrument ID..: TRACEICP		MS Run #.....: 8246185	MDL.....: 0.17	
Iron	**2300**	**12.4**	**mg/kg**	**SW846 6010B**	**09/02-09/03/08**	**KVJME1A0**
		Dilution Factor: 1		Analysis Time..: 23:11	Analyst ID.....: 022952	
		Instrument ID..: TRACEICP		MS Run #.....: 8246185	MDL.....: 3.7	
Potassium	**219 B**	**619**	**mg/kg**	**SW846 6010B**	**09/02-09/03/08**	**KVJME1A1**
		Dilution Factor: 1		Analysis Time..: 23:11	Analyst ID.....: 022952	
		Instrument ID..: TRACEICP		MS Run #.....: 8246185	MDL.....: 61.9	
Magnesium	**118 B**	**619**	**mg/kg**	**SW846 6010B**	**09/02-09/03/08**	**KVJME1A2**
		Dilution Factor: 1		Analysis Time..: 23:11	Analyst ID.....: 022952	
		Instrument ID..: TRACEICP		MS Run #.....: 8246185	MDL.....: 1.6	
Manganese	**14.1**	**1.9**	**mg/kg**	**SW846 6010B**	**09/02-09/03/08**	**KVJME1A3**
		Dilution Factor: 1		Analysis Time..: 23:11	Analyst ID.....: 022952	
		Instrument ID..: TRACEICP		MS Run #.....: 8246185	MDL.....: 0.033	
Sodium	ND	619	mg/kg	SW846 6010B	09/02-09/03/08	KVJME1A4
		Dilution Factor: 1		Analysis Time..: 23:11	Analyst ID.....: 022952	
		Instrument ID..: TRACEICP		MS Run #.....: 8246185	MDL.....: 17.2	
Nickel	**0.71 B**	**4.9**	**mg/kg**	**SW846 6010B**	**09/02-09/03/08**	**KVJME1A5**
		Dilution Factor: 1		Analysis Time..: 23:11	Analyst ID.....: 022952	
		Instrument ID..: TRACEICP		MS Run #.....: 8246185	MDL.....: 0.13	
Lead	**3.2**	**0.37**	**mg/kg**	**SW846 6010B**	**09/02-09/03/08**	**KVJME1A6**
		Dilution Factor: 1		Analysis Time..: 23:11	Analyst ID.....: 022952	
		Instrument ID..: TRACEICP		MS Run #.....: 8246185	MDL.....: 0.19	
Selenium	ND	0.62	mg/kg	SW846 6010B	09/02-09/03/08	KVJME1AA
		Dilution Factor: 1		Analysis Time..: 23:11	Analyst ID.....: 022952	
		Instrument ID..: TRACEICP		MS Run #.....: 8246185	MDL.....: 0.36	

(Continued on next page)

Tetra Tech NUS, Inc

Client Sample ID: SB-6-0708

TOTAL Metals

Lot-Sample #...: C8H210225-011 **Matrix.....:** SOLID

PARAMETER	RESULT	REPORTING LIMIT	UNITS	METHOD	PREPARATION-ANALYSIS DATE	WORK ORDER #
Thallium	ND	1.2	mg/kg	SW846 6010B	09/02-09/03/08	KVJME1AC
		Dilution Factor: 1		Analysis Time..: 23:11	Analyst ID.....: 022952	
		Instrument ID..: TRACEICP		MS Run #.....: 8246185	MDL.....: 0.40	
Antimony	ND	1.2	mg/kg	SW846 6010B	09/02-09/03/08	KVJME1AD
		Dilution Factor: 1		Analysis Time..: 23:11	Analyst ID.....: 022952	
		Instrument ID..: TRACEICP		MS Run #.....: 8246185	MDL.....: 0.11	
Vanadium	**11.9**	**6.2**	**mg/kg**	**SW846 6010B**	**09/02-09/03/08**	**KVJME1AE**
		Dilution Factor: 1		Analysis Time..: 23:11	Analyst ID.....: 022952	
		Instrument ID..: TRACEICP		MS Run #.....: 8246185	MDL.....: 0.32	
Zinc	**3.5**	**2.5**	**mg/kg**	**SW846 6010B**	**09/02-09/03/08**	**KVJME1AF**
		Dilution Factor: 1		Analysis Time..: 23:11	Analyst ID.....: 022952	
		Instrument ID..: TRACEICP		MS Run #.....: 8246185	MDL.....: 0.43	

NOTE(S):

Results and reporting limits have been adjusted for dry weight.

B Estimated result. Result is less than RL.

Tetra Tech NUS, Inc

Client Sample ID: SB-7-0506

TOTAL Metals

Lot-Sample #...: C8H210225-002 **Matrix.....:** SOLID
Date Sampled...: 08/19/08 **Date Received..:** 08/21/08
% Moisture.....: 18

PARAMETER	RESULT	REPORTING LIMIT	UNITS	METHOD	PREPARATION-ANALYSIS DATE	WORK ORDER #
Prep Batch #...: 8242022						
Mercury	**0.0093 B**	**0.040**	**mg/kg**	**SW846 7471A**	**08/29/08**	**KVJLJ1AG**
		Dilution Factor: 1		Analysis Time..: 08:21	Analyst ID.....: 031043	
		Instrument ID..: HGHYDRA		MS Run #.....: 8242014	MDL.....: 0.0086	
Prep Batch #...: 8246339						
Silver	ND	0.61	mg/kg	SW846 6010B	09/02-09/03/08	KVJLJ1AM
		Dilution Factor: 1		Analysis Time..: 22:27	Analyst ID.....: 022952	
		Instrument ID..: TRACEICP		MS Run #.....: 8246185	MDL.....: 0.045	
Aluminum	**2040**	**24.3**	**mg/kg**	**SW846 6010B**	**09/02-09/03/08**	**KVJLJ1AN**
		Dilution Factor: 1		Analysis Time..: 22:27	Analyst ID.....: 022952	
		Instrument ID..: TRACEICP		MS Run #.....: 8246185	MDL.....: 1.7	
Arsenic	**7.5**	**1.2**	**mg/kg**	**SW846 6010B**	**09/02-09/03/08**	**KVJLJ1AP**
		Dilution Factor: 1		Analysis Time..: 22:27	Analyst ID.....: 022952	
		Instrument ID..: TRACEICP		MS Run #.....: 8246185	MDL.....: 0.28	
Barium	**9.5 B**	**24.3**	**mg/kg**	**SW846 6010B**	**09/02-09/03/08**	**KVJLJ1AQ**
		Dilution Factor: 1		Analysis Time..: 22:27	Analyst ID.....: 022952	
		Instrument ID..: TRACEICP		MS Run #.....: 8246185	MDL.....: 0.044	
Beryllium	**0.36 B**	**0.49**	**mg/kg**	**SW846 6010B**	**09/02-09/03/08**	**KVJLJ1AR**
		Dilution Factor: 1		Analysis Time..: 22:27	Analyst ID.....: 022952	
		Instrument ID..: TRACEICP		MS Run #.....: 8246185	MDL.....: 0.037	
Calcium	**275 B**	**606**	**mg/kg**	**SW846 6010B**	**09/02-09/03/08**	**KVJLJ1AT**
		Dilution Factor: 1		Analysis Time..: 22:27	Analyst ID.....: 022952	
		Instrument ID..: TRACEICP		MS Run #.....: 8246185	MDL.....: 30.5	
Cadmium	**0.074 B**	**0.61**	**mg/kg**	**SW846 6010B**	**09/02-09/03/08**	**KVJLJ1AU**
		Dilution Factor: 1		Analysis Time..: 22:27	Analyst ID.....: 022952	
		Instrument ID..: TRACEICP		MS Run #.....: 8246185	MDL.....: 0.057	
Cobalt	**1.1 B**	**6.1**	**mg/kg**	**SW846 6010B**	**09/02-09/03/08**	**KVJLJ1AV**
		Dilution Factor: 1		Analysis Time..: 22:27	Analyst ID.....: 022952	
		Instrument ID..: TRACEICP		MS Run #.....: 8246185	MDL.....: 0.052	

(Continued on next page)

Tetra Tech NUS, Inc

Client Sample ID: SB-7-0506

TOTAL Metals

Lot-Sample #...: C8H210225-002 Matrix.....: SOLID

PARAMETER	RESULT	REPORTING LIMIT	UNITS	METHOD	PREPARATION-ANALYSIS DATE	WORK ORDER #
Chromium	11.2	0.61	mg/kg	SW846 6010B	09/02-09/03/08	KVJLJ1AW
		Dilution Factor: 1		Analysis Time..: 22:27	Analyst ID.....: 022952	
		Instrument ID..: TRACEICP		MS Run #.....: 8246185	MDL.....: 0.099	
Copper	7.0	3.0	mg/kg	SW846 6010B	09/02-09/03/08	KVJLJ1AX
		Dilution Factor: 1		Analysis Time..: 22:27	Analyst ID.....: 022952	
		Instrument ID..: TRACEICP		MS Run #.....: 8246185	MDL.....: 0.17	
Iron	12300	12.1	mg/kg	SW846 6010B	09/02-09/03/08	KVJLJ1A0
		Dilution Factor: 1		Analysis Time..: 22:27	Analyst ID.....: 022952	
		Instrument ID..: TRACEICP		MS Run #.....: 8246185	MDL.....: 3.6	
Potassium	249 B	606	mg/kg	SW846 6010B	09/02-09/03/08	KVJLJ1A1
		Dilution Factor: 1		Analysis Time..: 22:27	Analyst ID.....: 022952	
		Instrument ID..: TRACEICP		MS Run #.....: 8246185	MDL.....: 60.6	
Magnesium	212 B	606	mg/kg	SW846 6010B	09/02-09/03/08	KVJLJ1A2
		Dilution Factor: 1		Analysis Time..: 22:27	Analyst ID.....: 022952	
		Instrument ID..: TRACEICP		MS Run #.....: 8246185	MDL.....: 1.6	
Manganese	58.1	1.8	mg/kg	SW846 6010B	09/02-09/03/08	KVJLJ1A3
		Dilution Factor: 1		Analysis Time..: 22:27	Analyst ID.....: 022952	
		Instrument ID..: TRACEICP		MS Run #.....: 8246185	MDL.....: 0.033	
Sodium	ND	606	mg/kg	SW846 6010B	09/02-09/03/08	KVJLJ1A4
		Dilution Factor: 1		Analysis Time..: 22:27	Analyst ID.....: 022952	
		Instrument ID..: TRACEICP		MS Run #.....: 8246185	MDL.....: 16.9	
Nickel	2.4 B	4.9	mg/kg	SW846 6010B	09/02-09/03/08	KVJLJ1A5
		Dilution Factor: 1		Analysis Time..: 22:27	Analyst ID.....: 022952	
		Instrument ID..: TRACEICP		MS Run #.....: 8246185	MDL.....: 0.13	
Lead	4.8	0.36	mg/kg	SW846 6010B	09/02-09/03/08	KVJLJ1A6
		Dilution Factor: 1		Analysis Time..: 22:27	Analyst ID.....: 022952	
		Instrument ID..: TRACEICP		MS Run #.....: 8246185	MDL.....: 0.19	
Selenium	ND	0.61	mg/kg	SW846 6010B	09/02-09/03/08	KVJLJ1AA
		Dilution Factor: 1		Analysis Time..: 22:27	Analyst ID.....: 022952	
		Instrument ID..: TRACEICP		MS Run #.....: 8246185	MDL.....: 0.35	

(Continued on next page)

Tetra Tech NUS, Inc

Client Sample ID: SB-7-0506

TOTAL Metals

Lot-Sample #...: C8H210225-002 **Matrix.....:** SOLID

PARAMETER	RESULT	REPORTING LIMIT	UNITS	METHOD	PREPARATION-ANALYSIS DATE	WORK ORDER #
Thallium	ND	1.2	mg/kg	SW846 6010B	09/02-09/03/08	KVJLJ1AC
		Dilution Factor: 1		Analysis Time..: 22:27	Analyst ID.....: 022952	
		Instrument ID..: TRACEICP		MS Run #.....: 8246185	MDL.....: 0.39	
Antimony	ND	1.2	mg/kg	SW846 6010B	09/02-09/03/08	KVJLJ1AD
		Dilution Factor: 1		Analysis Time..: 22:27	Analyst ID.....: 022952	
		Instrument ID..: TRACEICP		MS Run #.....: 8246185	MDL.....: 0.11	
Vanadium	**25.8**	**6.1**	**mg/kg**	**SW846 6010B**	**09/02-09/03/08**	**KVJLJ1AE**
		Dilution Factor: 1		Analysis Time..: 22:27	Analyst ID.....: 022952	
		Instrument ID..: TRACEICP		MS Run #.....: 8246185	MDL.....: 0.31	
Zinc	**12.1**	**2.4**	**mg/kg**	**SW846 6010B**	**09/02-09/03/08**	**KVJLJ1AF**
		Dilution Factor: 1		Analysis Time..: 22:27	Analyst ID.....: 022952	
		Instrument ID..: TRACEICP		MS Run #.....: 8246185	MDL.....: 0.42	

NOTE(S):

Results and reporting limits have been adjusted for dry weight.

B Estimated result. Result is less than RL.

Tetra Tech NUS, Inc

Client Sample ID: SB-8-0506

TOTAL Metals

Lot-Sample #...: C8H210225-010
Date Sampled...: 08/20/08 Date Received..: 08/21/08
% Moisture.....: 21
Matrix.....: SOLID

PARAMETER	RESULT	REPORTING LIMIT	UNITS	METHOD	PREPARATION-ANALYSIS DATE	WORK ORDER #
Prep Batch #...: 8242022						
Mercury	ND	0.042	mg/kg	SW846 7471A	08/29/08	KVJMC1A4
		Dilution Factor: 1		Analysis Time..: 08:38	Analyst ID.....: 031043	
		Instrument ID..: HGHYDRA		MS Run #.....: 8242014	MDL.....: 0.0090	
Prep Batch #...: 8246339						
Silver	ND	0.63	mg/kg	SW846 6010B	09/02-09/03/08	KVJMC1AD
		Dilution Factor: 1		Analysis Time..: 23:06	Analyst ID.....: 022952	
		Instrument ID..: TRACEICP		MS Run #.....: 8246185	MDL.....: 0.047	
Aluminum	**682**	**25.3**	**mg/kg**	**SW846 6010B**	**09/02-09/03/08**	**KVJMC1AE**
		Dilution Factor: 1		Analysis Time..: 23:06	Analyst ID.....: 022952	
		Instrument ID..: TRACEICP		MS Run #.....: 8246185	MDL.....: 1.8	
Arsenic	**1.7**	**1.3**	**mg/kg**	**SW846 6010B**	**09/02-09/03/08**	**KVJMC1AF**
		Dilution Factor: 1		Analysis Time..: 23:06	Analyst ID.....: 022952	
		Instrument ID..: TRACEICP		MS Run #.....: 8246185	MDL.....: 0.29	
Barium	**4.4 B**	**25.3**	**mg/kg**	**SW846 6010B**	**09/02-09/03/08**	**KVJMC1AG**
		Dilution Factor: 1		Analysis Time..: 23:06	Analyst ID.....: 022952	
		Instrument ID..: TRACEICP		MS Run #.....: 8246185	MDL.....: 0.046	
Beryllium	**0.10 B**	**0.51**	**mg/kg**	**SW846 6010B**	**09/02-09/03/08**	**KVJMC1AH**
		Dilution Factor: 1		Analysis Time..: 23:06	Analyst ID.....: 022952	
		Instrument ID..: TRACEICP		MS Run #.....: 8246185	MDL.....: 0.039	
Calcium	**102 B**	**632**	**mg/kg**	**SW846 6010B**	**09/02-09/03/08**	**KVJMC1AJ**
		Dilution Factor: 1		Analysis Time..: 23:06	Analyst ID.....: 022952	
		Instrument ID..: TRACEICP		MS Run #.....: 8246185	MDL.....: 31.8	
Cadmium	**0.15 B**	**0.63**	**mg/kg**	**SW846 6010B**	**09/02-09/03/08**	**KVJMC1AK**
		Dilution Factor: 1		Analysis Time..: 23:06	Analyst ID.....: 022952	
		Instrument ID..: TRACEICP		MS Run #.....: 8246185	MDL.....: 0.059	
Cobalt	**0.50 B**	**6.3**	**mg/kg**	**SW846 6010B**	**09/02-09/03/08**	**KVJMC1AL**
		Dilution Factor: 1		Analysis Time..: 23:06	Analyst ID.....: 022952	
		Instrument ID..: TRACEICP		MS Run #.....: 8246185	MDL.....: 0.054	

(Continued on next page)

Tetra Tech NUS, Inc

Client Sample ID: SB-8-0506

TOTAL Metals

Lot-Sample #...: C8H210225-010 **Matrix.....:** SOLID

PARAMETER	RESULT	REPORTING LIMIT	UNITS	METHOD	PREPARATION-ANALYSIS DATE	WORK ORDER #
Chromium	**7.1**	**0.63**	**mg/kg**	**SW846 6010B**	**09/02-09/03/08**	**KVJMC1AM**
		Dilution Factor: 1		Analysis Time..: 23:06	Analyst ID.....: 022952	
		Instrument ID..: TRACEICP		MS Run #.....: 8246185	MDL.....: 0.10	
Copper	**4.3**	**3.2**	**mg/kg**	**SW846 6010B**	**09/02-09/03/08**	**KVJMC1AN**
		Dilution Factor: 1		Analysis Time..: 23:06	Analyst ID.....: 022952	
		Instrument ID..: TRACEICP		MS Run #.....: 8246185	MDL.....: 0.18	
Iron	**1860**	**12.6**	**mg/kg**	**SW846 6010B**	**09/02-09/03/08**	**KVJMC1AP**
		Dilution Factor: 1		Analysis Time..: 23:06	Analyst ID.....: 022952	
		Instrument ID..: TRACEICP		MS Run #.....: 8246185	MDL.....: 3.8	
Potassium	**180 B**	**632**	**mg/kg**	**SW846 6010B**	**09/02-09/03/08**	**KVJMC1AQ**
		Dilution Factor: 1		Analysis Time..: 23:06	Analyst ID.....: 022952	
		Instrument ID..: TRACEICP		MS Run #.....: 8246185	MDL.....: 63.2	
Magnesium	**112 B**	**632**	**mg/kg**	**SW846 6010B**	**09/02-09/03/08**	**KVJMC1AR**
		Dilution Factor: 1		Analysis Time..: 23:06	Analyst ID.....: 022952	
		Instrument ID..: TRACEICP		MS Run #.....: 8246185	MDL.....: 1.7	
Manganese	**12.5**	**1.9**	**mg/kg**	**SW846 6010B**	**09/02-09/03/08**	**KVJMC1AT**
		Dilution Factor: 1		Analysis Time..: 23:06	Analyst ID.....: 022952	
		Instrument ID..: TRACEICP		MS Run #.....: 8246185	MDL.....: 0.034	
Sodium	ND	632	mg/kg	SW846 6010B	09/02-09/03/08	KVJMC1AU
		Dilution Factor: 1		Analysis Time..: 23:06	Analyst ID.....: 022952	
		Instrument ID..: TRACEICP		MS Run #.....: 8246185	MDL.....: 17.6	
Nickel	**0.80 B**	**5.1**	**mg/kg**	**SW846 6010B**	**09/02-09/03/08**	**KVJMC1AV**
		Dilution Factor: 1		Analysis Time..: 23:06	Analyst ID.....: 022952	
		Instrument ID..: TRACEICP		MS Run #.....: 8246185	MDL.....: 0.13	
Lead	**3.6**	**0.38**	**mg/kg**	**SW846 6010B**	**09/02-09/03/08**	**KVJMC1AW**
		Dilution Factor: 1		Analysis Time..: 23:06	Analyst ID.....: 022952	
		Instrument ID..: TRACEICP		MS Run #.....: 8246185	MDL.....: 0.20	
Selenium	ND	0.63	mg/kg	SW846 6010B	09/02-09/03/08	KVJMC1AX
		Dilution Factor: 1		Analysis Time..: 23:06	Analyst ID.....: 022952	
		Instrument ID..: TRACEICP		MS Run #.....: 8246185	MDL.....: 0.36	

(Continued on next page)

Tetra Tech NUS, Inc

Client Sample ID: SB-8-0506

TOTAL Metals

Lot-Sample #...: C8H210225-010 **Matrix.....:** SOLID

PARAMETER	RESULT	REPORTING LIMIT	UNITS	METHOD	PREPARATION-ANALYSIS DATE	WORK ORDER #
Thallium	ND	1.3	mg/kg	SW846 6010B	09/02-09/03/08	KVJMC1A0
		Dilution Factor: 1		Analysis Time..: 23:06	Analyst ID.....: 022952	
		Instrument ID..: TRACEICP		MS Run #.....: 8246185	MDL.....: 0.41	
Antimony	ND	1.3	mg/kg	SW846 6010B	09/02-09/03/08	KVJMC1A1
		Dilution Factor: 1		Analysis Time..: 23:06	Analyst ID.....: 022952	
		Instrument ID..: TRACEICP		MS Run #.....: 8246185	MDL.....: 0.12	
Vanadium	**7.7**	**6.3**	**mg/kg**	**SW846 6010B**	**09/02-09/03/08**	**KVJMC1A2**
		Dilution Factor: 1		Analysis Time..: 23:06	Analyst ID.....: 022952	
		Instrument ID..: TRACEICP		MS Run #.....: 8246185	MDL.....: 0.33	
Zinc	**4.7**	**2.5**	**mg/kg**	**SW846 6010B**	**09/02-09/03/08**	**KVJMC1A3**
		Dilution Factor: 1		Analysis Time..: 23:06	Analyst ID.....: 022952	
		Instrument ID..: TRACEICP		MS Run #.....: 8246185	MDL.....: 0.44	

NOTE(S):

Results and reporting limits have been adjusted for dry weight.

B Estimated result. Result is less than RL.

Tetra Tech NUS, Inc

Client Sample ID: SB-9-0708

TOTAL Metals

Lot-Sample #...: C8H210225-009
Date Sampled...: 08/20/08 Date Received..: 08/21/08
% Moisture.....: 35 Matrix.....: SOLID

PARAMETER	RESULT	REPORTING LIMIT	UNITS	METHOD	PREPARATION-ANALYSIS DATE	WORK ORDER #
Prep Batch #...: 8242022						
Mercury	0.048 B	0.050	mg/kg	SW846 7471A	08/29/08	KVJL61A4
		Dilution Factor: 1		Analysis Time..: 08:37	Analyst ID.....: 031043	
		Instrument ID..: HGHYDRA		MS Run #.....: 8242014	MDL.....: 0.011	
Prep Batch #...: 8246339						
Silver	0.20 B	0.76	mg/kg	SW846 6010B	09/02-09/03/08	KVJL61AD
		Dilution Factor: 1		Analysis Time..: 22:21	Analyst ID.....: 022952	
		Instrument ID..: TRACEICP		MS Run #.....: 8246185	MDL.....: 0.057	
Aluminum	16800	30.6	mg/kg	SW846 6010B	09/02-09/03/08	KVJL61AE
		Dilution Factor: 1		Analysis Time..: 22:21	Analyst ID.....: 022952	
		Instrument ID..: TRACEICP		MS Run #.....: 8246185	MDL.....: 2.2	
Arsenic	9.4	1.5	mg/kg	SW846 6010B	09/02-09/03/08	KVJL61AF
		Dilution Factor: 1		Analysis Time..: 22:21	Analyst ID.....: 022952	
		Instrument ID..: TRACEICP		MS Run #.....: 8246185	MDL.....: 0.35	
Barium	34.9	30.6	mg/kg	SW846 6010B	09/02-09/03/08	KVJL61AG
		Dilution Factor: 1		Analysis Time..: 22:21	Analyst ID.....: 022952	
		Instrument ID..: TRACEICP		MS Run #.....: 8246185	MDL.....: 0.056	
Beryllium	1.2	0.61	mg/kg	SW846 6010B	09/02-09/03/08	KVJL61AH
		Dilution Factor: 1		Analysis Time..: 22:21	Analyst ID.....: 022952	
		Instrument ID..: TRACEICP		MS Run #.....: 8246185	MDL.....: 0.047	
Calcium	195 B	765	mg/kg	SW846 6010B	09/02-09/03/08	KVJL61AJ
		Dilution Factor: 1		Analysis Time..: 22:21	Analyst ID.....: 022952	
		Instrument ID..: TRACEICP		MS Run #.....: 8246185	MDL.....: 38.5	
Cadmium	1.2	0.76	mg/kg	SW846 6010B	09/02-09/03/08	KVJL61AK
		Dilution Factor: 1		Analysis Time..: 22:21	Analyst ID.....: 022952	
		Instrument ID..: TRACEICP		MS Run #.....: 8246185	MDL.....: 0.072	
Cobalt	22.4	7.6	mg/kg	SW846 6010B	09/02-09/03/08	KVJL61AL
		Dilution Factor: 1		Analysis Time..: 22:21	Analyst ID.....: 022952	
		Instrument ID..: TRACEICP		MS Run #.....: 8246185	MDL.....: 0.066	

(Continued on next page)

Tetra Tech NUS, Inc

Client Sample ID: SB-9-0708

TOTAL Metals

Lot-Sample #...: C8H210225-009 Matrix.....: SOLID

PARAMETER	RESULT	REPORTING LIMIT	UNITS	METHOD	PREPARATION-ANALYSIS DATE	WORK ORDER #
Chromium	31.9	0.76	mg/kg	SW846 6010B	09/02-09/03/08	KVJL61AM
		Dilution Factor: 1		Analysis Time..: 22:21	Analyst ID.....: 022952	
		Instrument ID..: TRACEICP		MS Run #.....: 8246185	MDL.....: 0.13	
Copper	21.5	3.8	mg/kg	SW846 6010B	09/02-09/03/08	KVJL61AN
		Dilution Factor: 1		Analysis Time..: 22:21	Analyst ID.....: 022952	
		Instrument ID..: TRACEICP		MS Run #.....: 8246185	MDL.....: 0.21	
Iron	26400	15.3	mg/kg	SW846 6010B	09/02-09/03/08	KVJL61AP
		Dilution Factor: 1		Analysis Time..: 22:21	Analyst ID.....: 022952	
		Instrument ID..: TRACEICP		MS Run #.....: 8246185	MDL.....: 4.6	
Potassium	1730	765	mg/kg	SW846 6010B	09/02-09/03/08	KVJL61AQ
		Dilution Factor: 1		Analysis Time..: 22:21	Analyst ID.....: 022952	
		Instrument ID..: TRACEICP		MS Run #.....: 8246185	MDL.....: 76.5	
Magnesium	2750	765	mg/kg	SW846 6010B	09/02-09/03/08	KVJL61AR
		Dilution Factor: 1		Analysis Time..: 22:21	Analyst ID.....: 022952	
		Instrument ID..: TRACEICP		MS Run #.....: 8246185	MDL.....: 2.0	
Manganese	374	2.3	mg/kg	SW846 6010B	09/02-09/03/08	KVJL61AT
		Dilution Factor: 1		Analysis Time..: 22:21	Analyst ID.....: 022952	
		Instrument ID..: TRACEICP		MS Run #.....: 8246185	MDL.....: 0.041	
Sodium	47.7 B	765	mg/kg	SW846 6010B	09/02-09/03/08	KVJL61AU
		Dilution Factor: 1		Analysis Time..: 22:21	Analyst ID.....: 022952	
		Instrument ID..: TRACEICP		MS Run #.....: 8246185	MDL.....: 21.3	
Nickel	29.5	6.1	mg/kg	SW846 6010B	09/02-09/03/08	KVJL61AV
		Dilution Factor: 1		Analysis Time..: 22:21	Analyst ID.....: 022952	
		Instrument ID..: TRACEICP		MS Run #.....: 8246185	MDL.....: 0.16	
Lead	18.1	0.46	mg/kg	SW846 6010B	09/02-09/03/08	KVJL61AW
		Dilution Factor: 1		Analysis Time..: 22:21	Analyst ID.....: 022952	
		Instrument ID..: TRACEICP		MS Run #.....: 8246185	MDL.....: 0.24	
Selenium	ND	0.76	mg/kg	SW846 6010B	09/02-09/03/08	KVJL61AX
		Dilution Factor: 1		Analysis Time..: 22:21	Analyst ID.....: 022952	
		Instrument ID..: TRACEICP		MS Run #.....: 8246185	MDL.....: 0.44	

(Continued on next page)

Tetra Tech NUS, Inc

Client Sample ID: SB-9-0708

TOTAL Metals

Lot-Sample #...: C8H210225-009 Matrix.....: SOLID

PARAMETER	RESULT	REPORTING LIMIT	UNITS	METHOD	PREPARATION-ANALYSIS DATE	WORK ORDER #
Thallium	**0.50 B,J**	**1.5**	**mg/kg**	**SW846 6010B**	**09/02-09/03/08**	**KVJL61A0**
		Dilution Factor: 1		Analysis Time..: 22:21	Analyst ID.....: 022952	
		Instrument ID..: TRACEICP		MS Run #.....: 8246185	MDL.....: 0.49	
Antimony	ND	1.5	mg/kg	SW846 6010B	09/02-09/03/08	KVJL61A1
		Dilution Factor: 1		Analysis Time..: 22:21	Analyst ID.....: 022952	
		Instrument ID..: TRACEICP		MS Run #.....: 8246185	MDL.....: 0.14	
Vanadium	**26.1**	**7.6**	**mg/kg**	**SW846 6010B**	**09/02-09/03/08**	**KVJL61A2**
		Dilution Factor: 1		Analysis Time..: 22:21	Analyst ID.....: 022952	
		Instrument ID..: TRACEICP		MS Run #.....: 8246185	MDL.....: 0.39	
Zinc	**93.9**	**3.1**	**mg/kg**	**SW846 6010B**	**09/02-09/03/08**	**KVJL61A3**
		Dilution Factor: 1		Analysis Time..: 22:21	Analyst ID.....: 022952	
		Instrument ID..: TRACEICP		MS Run #.....: 8246185	MDL.....: 0.53	

NOTE(S):

Results and reporting limits have been adjusted for dry weight.

B Estimated result. Result is less than RL.

J Method blank contamination. The associated method blank contains the target analyte at a reportable level.

APPENDIX C

Support Documentation

HOLDTIME

SDG C8H210225

SORT	UNITS	NSAMPLE	LAB_ID	QC_TYPE	SAMP_DATE	EXTR_DATE	ANAL_DATE	SMP_EXTR	EXTR_ANL	SMP_ANL
HG	MG/KG	SB-1-0506	C8H210225005	NM	8/19/2008	8/29/2008	8/29/2008	10	0	10
HG	MG/KG	SB-10-0607	C8H210225008	NM	8/20/2008	8/29/2008	8/29/2008	9	0	9
HG	MG/KG	SB-8-0506	C8H210225010	NM	8/20/2008	8/29/2008	8/29/2008	9	0	9
HG	MG/KG	SB-7-0506	C8H210225002	NM	8/19/2008	8/29/2008	8/29/2008	10	0	10
HG	MG/KG	SB-6-0708	C8H210225011	NM	8/20/2008	8/29/2008	8/29/2008	9	0	9
HG	MG/KG	SB-5-0708	C8H210225007	NM	8/20/2008	8/29/2008	8/29/2008	9	0	9
HG	MG/KG	SB-4-0607	C8H210225004	NM	8/19/2008	8/29/2008	8/29/2008	10	0	10
HG	MG/KG	SB-3-0607	C8H210225006	NM	8/19/2008	8/29/2008	8/29/2008	10	0	10
HG	MG/KG	SB-2-0910	C8H210225001	NM	8/19/2008	8/29/2008	8/29/2008	10	0	10
HG	MG/KG	SB-11-0708	C8H210225003	NM	8/19/2008	8/29/2008	8/29/2008	10	0	10
HG	MG/KG	SB-9-0708	C8H210225009	NM	8/20/2008	8/29/2008	8/29/2008	9	0	9
M	MG/KG	SB-1-0506	C8H210225005	NM	8/19/2008	9/2/2008	9/3/2008	14	1	15
M	MG/KG	SB-11-0708	C8H210225003	NM	8/19/2008	9/2/2008	9/3/2008	14	1	15
M	MG/KG	SB-2-0910	C8H210225001	NM	8/19/2008	9/2/2008	9/3/2008	14	1	15
M	MG/KG	SB-4-0607	C8H210225004	NM	8/19/2008	9/2/2008	9/3/2008	14	1	15

SORT	UNITS	NSAMPLE	LAB_ID	QC_TYPE	SAMP_DATE	EXTR_DATE	ANAL_DATE	SMP_EXTR	EXTR_ANL	SMP_ANL
M	MG/KG	SB-5-0708	C8H210225007	NM	8/20/2008	9/2/2008	9/3/2008	13	1	14
M	MG/KG	SB-6-0708	C8H210225011	NM	8/20/2008	9/2/2008	9/3/2008	13	1	14
M	MG/KG	SB-7-0506	C8H210225002	NM	8/19/2008	9/2/2008	9/3/2008	14	1	15
M	MG/KG	SB-8-0506	C8H210225010	NM	8/20/2008	9/2/2008	9/3/2008	13	1	14
M	MG/KG	SB-9-0708	C8H210225009	NM	8/20/2008	9/2/2008	9/3/2008	13	1	14
M	MG/KG	SB-10-0607	C8H210225008	NM	8/20/2008	9/2/2008	9/3/2008	13	1	14
M	MG/KG	SB-3-0607	C8H210225006	NM	8/19/2008	9/2/2008	9/3/2008	14	1	15
PCS	%	SB-4-0607	C8H210225004	NM	8/19/2008	8/25/2008	8/26/2008	6	1	7
PCS	%	SB-10-0607	C8H210225008	NM	8/20/2008	8/25/2008	8/26/2008	5	1	6
PCS	%	SB-9-0708	C8H210225009	NM	8/20/2008	8/25/2008	8/26/2008	5	1	6
PCS	%	SB-7-0506	C8H210225002	NM	8/19/2008	8/25/2008	8/26/2008	6	1	7
PCS	%	SB-5-0708	C8H210225007	NM	8/20/2008	8/25/2008	8/26/2008	5	1	6
PCS	%	SB-3-0607	C8H210225006	NM	8/19/2008	8/25/2008	8/26/2008	6	1	7
PCS	%	SB-2-0910	C8H210225001	NM	8/19/2008	8/25/2008	8/26/2008	6	1	7
PCS	%	SB-11-0708	C8H210225003	NM	8/19/2008	8/25/2008	8/26/2008	6	1	7
PCS	%	SB-8-0506	C8H210225010	NM	8/20/2008	8/25/2008	8/26/2008	5	1	6
PCS	%	SB-1-0506	C8H210225005	NM	8/19/2008	8/25/2008	8/26/2008	6	1	7
PCS	%	SB-6-0708	C8H210225011	NM	8/20/2008	8/25/2008	8/26/2008	5	1	6

SORT	UNITS	NSAMPLE	LAB_ID	QC_TYPE	SAMP_DATE	EXTR_DATE	ANAL_DATE	SMP_EXTR	EXTR_ANL	SMP_ANL
OS	%	SB-11-0708	C8H210225003	NM	8/19/2008	8/22/2008	8/26/2008	3	4	7
OS	%	SB-6-0708	C8H210225011	NM	8/20/2008	8/22/2008	8/26/2008	2	4	6
OS	%	SB-9-0708	C8H210225009	NM	8/20/2008	8/22/2008	8/26/2008	2	4	6
OS	%	SB-8-0506DL	C8H210225010	NM	8/20/2008	8/22/2008	8/26/2008	2	4	6
OS	%	SB-7-0506	C8H210225002	NM	8/19/2008	8/22/2008	8/26/2008	3	4	7
OS	%	SB-5-0708	C8H210225007	NM	8/20/2008	8/22/2008	8/26/2008	2	4	6
OS	%	SB-4-0607DL	C8H210225004	NM	8/19/2008	8/22/2008	8/26/2008	3	4	7
OS	%	SB-2-0910	C8H210225001	NM	8/19/2008	8/22/2008	8/26/2008	3	4	7
OS	%	SB-1-0506	C8H210225005	NM	8/19/2008	8/22/2008	8/26/2008	3	4	7
OS	%	SB-10-0607	C8H210225008	NM	8/20/2008	8/22/2008	8/26/2008	2	4	6
OS	%	SB-3-0607DL	C8H210225006	NM	8/19/2008	8/22/2008	8/26/2008	3	4	7
OS	UG/KG	SB-2-0910	C8H210225001	NM	8/19/2008	8/22/2008	8/26/2008	3	4	7
OS	UG/KG	SB-9-0708	C8H210225009	NM	8/20/2008	8/22/2008	8/26/2008	2	4	6
OS	UG/KG	SB-10-0607	C8H210225008	NM	8/20/2008	8/22/2008	8/26/2008	2	4	6
OS	UG/KG	SB-1-0506	C8H210225005	NM	8/19/2008	8/22/2008	8/26/2008	3	4	7
OS	UG/KG	SB-11-0708	C8H210225003	NM	8/19/2008	8/22/2008	8/26/2008	3	4	7
OS	UG/KG	SB-4-0607DL	C8H210225004	NM	8/19/2008	8/22/2008	8/26/2008	3	4	7
OS	UG/KG	SB-5-0708	C8H210225007	NM	8/20/2008	8/22/2008	8/26/2008	2	4	6

SORT	UNITS	NSAMPLE	LAB_ID	QC_TYPE	SAMP_DATE	EXTR_DATE	ANAL_DATE	SMP_EXTR	EXTR_ANL	SMP_ANL
OS	UG/KG	SB-6-0708	C8H210225011	NM	8/20/2008	8/22/2008	8/26/2008	2	4	6
OS	UG/KG	SB-7-0506	C8H210225002	NM	8/19/2008	8/22/2008	8/26/2008	3	4	7
OS	UG/KG	SB-8-0506DL	C8H210225010	NM	8/20/2008	8/22/2008	8/26/2008	2	4	6
OS	UG/KG	SB-3-0607DL	C8H210225006	NM	8/19/2008	8/22/2008	8/26/2008	3	4	7
OV	%	SB-4-0607	C8H210225004	NM	8/19/2008	8/22/2008	8/22/2008	3	0	3
OV	%	SB-10-0607	C8H210225008	NM	8/20/2008	8/22/2008	8/22/2008	2	0	2
OV	%	SB-9-0708	C8H210225009	NM	8/20/2008	8/25/2008	8/25/2008	5	0	5
OV	%	SB-8-0506	C8H210225010	NM	8/20/2008	8/25/2008	8/25/2008	5	0	5
OV	%	SB-7-0506	C8H210225002	NM	8/19/2008	8/22/2008	8/22/2008	3	0	3
OV	%	SB-5-0708	C8H210225007	NM	8/20/2008	8/22/2008	8/22/2008	2	0	2
OV	%	SB-3-0607	C8H210225006	NM	8/19/2008	8/22/2008	8/22/2008	3	0	3
OV	%	SB-2-0910	C8H210225001	NM	8/19/2008	8/22/2008	8/22/2008	3	0	3
OV	%	SB-11-0708	C8H210225003	NM	8/19/2008	8/22/2008	8/22/2008	3	0	3
OV	%	SB-1-0506	C8H210225005	NM	8/19/2008	8/22/2008	8/22/2008	3	0	3
OV	%	SB-6-0708	C8H210225011	NM	8/20/2008	8/25/2008	8/25/2008	5	0	5
OV	UG/KG	SB-6-0708	C8H210225011	NM	8/20/2008	8/25/2008	8/25/2008	5	0	5
OV	UG/KG	SB-11-0708	C8H210225003	NM	8/19/2008	8/22/2008	8/22/2008	3	0	3
OV	UG/KG	SB-9-0708	C8H210225009	NM	8/20/2008	8/25/2008	8/25/2008	5	0	5

SORT	UNITS	NSAMPLE	LAB_ID	QC_TYPE	SAMP_DATE	EXTR_DATE	ANAL_DATE	SMP_EXTR	EXTR_ANL	SMP_ANL
OV	UG/KG	SB-8-0506	C8H210225010	NM	8/20/2008	8/25/2008	8/25/2008	5	0	5
OV	UG/KG	SB-7-0506	C8H210225002	NM	8/19/2008	8/22/2008	8/22/2008	3	0	3
OV	UG/KG	SB-4-0607	C8H210225004	NM	8/19/2008	8/22/2008	8/22/2008	3	0	3
OV	UG/KG	SB-2-0910	C8H210225001	NM	8/19/2008	8/22/2008	8/22/2008	3	0	3
OV	UG/KG	SB-1-0506	C8H210225005	NM	8/19/2008	8/22/2008	8/22/2008	3	0	3
OV	UG/KG	SB-10-0607	C8H210225008	NM	8/20/2008	8/22/2008	8/22/2008	2	0	2
OV	UG/KG	SB-3-0607	C8H210225006	NM	8/19/2008	8/22/2008	8/22/2008	3	0	3
OV	UG/KG	SB-5-0708	C8H210225007	NM	8/20/2008	8/22/2008	8/22/2008	2	0	2
PCB	%	SB-5-0708	C8H210225007	NM	8/20/2008	8/23/2008	8/26/2008	3	3	6
PCB	%	SB-6-0708	C8H210225011	NM	8/20/2008	8/23/2008	8/26/2008	3	3	6
PCB	%	SB-3-0607	C8H210225006	NM	8/19/2008	8/23/2008	8/26/2008	4	3	7
PCB	%	SB-2-0910DL	C8H210225001	NM	8/19/2008	8/23/2008	8/26/2008	4	3	7
PCB	%	SB-7-0506	C8H210225002	NM	8/19/2008	8/23/2008	8/26/2008	4	3	7
PCB	UG/KG	SB-2-0910DL	C8H210225001	NM	8/19/2008	8/23/2008	8/26/2008	4	3	7
PCB	UG/KG	SB-3-0607	C8H210225006	NM	8/19/2008	8/23/2008	8/26/2008	4	3	7
PCB	UG/KG	SB-5-0708	C8H210225007	NM	8/20/2008	8/23/2008	8/26/2008	3	3	6
PCB	UG/KG	SB-6-0708	C8H210225011	NM	8/20/2008	8/23/2008	8/26/2008	3	3	6
PCB	UG/KG	SB-7-0506	C8H210225002	NM	8/19/2008	8/23/2008	8/26/2008	4	3	7

TestAmerica Pittsburgh

Metals Data Reporting Form

Initial Calibration Verification Standar

Instrument: ICPST **Units:** ug/L

Chart Number: T80903A.ARC **Acceptable Range:** 90% - 110%

Standard Source: Inorganic Ventures **Standard ID:** MET3830-08

Element	WL/ Mass	True Conc	ICV1-1 9/3/2008 9:24 AM Found	% Rec	Found	% Rec	Found	% Rec	Found	% Rec	Found	% Rec
Aluminum	308.215	12500.0	12406.93	**99.3**								
Antimony	220.353	250.0	250.19	**100.1**								
Arsenic	189.042	250.0	248.13	**99.3**								
Barium	493.409	1000.0	1003.41	**100.3**								
Beryllium	313.042	1000.0	1013.01	**101.3**								
Cadmium	226.502	250.0	242.99	**97.2**								
Calcium	317.933	25000.0	26378.54	**105.5**								
Chromium	267.716	1000.0	1011.25	**101.1**								
Cobalt	228.616	1000.0	1010.12	**101.0**								
Copper	324.753	1000.0	1024.62	**102.5**								
Iron	271.441	12500.0	12816.77	**102.5**								
Lead	220.353	250.0	248.66	**99.5**								
Magnesium	279.078	25000.0	25109.41	**100.4**								
Manganese	257.61	1000.0	999.39	**99.9**								
Nickel	231.604	1000.0	994.81	**99.5**								
Potassium	766.491	50000.0	47611.96	**95.2**								
Selenium	220.353	250.0	247.57	**99.0**								
Silver	328.068	500.0	515.10	**103.0**								
Sodium	330.232	50000.0	48875.04	**97.8**								
Thallium	190.864	500.0	498.40	**99.7**								
Vanadium	292.402	1000.0	1004.65	**100.5**								
Zinc	213.856	1000.0	1038.75	**103.9**								

TestAmerica Pittsburgh

Metals Data Reporting Form

Initial Calibration Verification Standar

Instrument: CVAA **Units:** ug/L

Chart Number: G80829A.PRN **Acceptable Range:** 90% - 110%

Standard Source: Ultra **Standard ID:** MET4309-08

Element	WL/ Mass	True Conc	ICV6-1 8/29/2008 7:27 AM Found	% Rec	Found	% Rec	Found	% Rec	Found	% Rec	Found	% Rec
Mercury	253.7	2.5	2.35	94.0								

5.22.0

Form 2A Equivalent

TestAmerica Pittsburgh

Metals Data Reporting Form

Continuing Calibration Verification

Instrument: ICPST **Units:** ug/L

Chart Number: T80903A.ARC **Acceptable Range:** 90% - 110%

Standard Source: Inorganic Ventures **Standard ID:** MET4087-08

Element	WL/ Mass	True Conc	CCV1-1 9/3/2008 10:31 AM Found	% Rec	CCV1-2 9/3/2008 11:37 AM Found	% Rec	CCV1-3 9/3/2008 12:43 PM Found	% Rec	CCV1-4 9/3/2008 1:49 PM Found	% Rec	CCV1-5 9/3/2008 3:04 PM Found	% Rec
Aluminum	308.215	25000.0	24917.77	**99.7**	24955.04	**99.8**	24900.76	**99.6**	24858.97	**99.4**	25230.23	**100.9**
Antimony	220.353	500.0	504.99	**101.0**	504.95	**101.0**	505.33	**101.1**	506.12	**101.2**	512.32	**102.5**
Arsenic	189.042	500.0	501.64	**100.3**	500.66	**100.1**	501.59	**100.3**	502.68	**100.5**	508.99	**101.8**
Barium	493.409	2000.0	2025.61	**101.3**	2021.84	**101.1**	2015.92	**100.8**	2007.16	**100.4**	2032.35	**101.6**
Beryllium	313.042	2000.0	2027.17	**101.4**	2027.82	**101.4**	2044.93	**102.2**	2056.38	**102.8**	2085.03	**104.3**
Cadmium	226.502	500.0	489.65	**97.9**	487.76	**97.6**	490.62	**98.1**	494.18	**98.8**	501.41	**100.3**
Calcium	317.933	50000.0	51098.22	**102.2**	51031.53	**102.1**	51302.27	**102.6**	51627.15	**103.3**	52512.51	**105.0**
Chromium	267.716	2000.0	1990.54	**99.5**	1987.35	**99.4**	1996.59	**99.8**	2005.80	**100.3**	2035.74	**101.8**
Cobalt	228.616	2000.0	1998.76	**99.9**	2000.17	**100.0**	2012.35	**100.6**	2024.13	**101.2**	2054.61	**102.7**
Copper	324.753	2000.0	2049.53	**102.5**	2054.25	**102.7**	2049.58	**102.5**	2038.76	**101.9**	2064.33	**103.2**
Iron	271.441	25000.0	25528.31	**102.1**	25516.81	**102.1**	25614.02	**102.5**	25766.48	**103.1**	26109.42	**104.4**
Lead	220.353	500.0	493.73	**98.7**	493.25	**98.7**	500.49	**100.1**	500.56	**100.1**	508.36	**101.7**
Magnesium	279.078	50000.0	50204.52	**100.4**	50234.37	**100.5**	50554.37	**101.1**	50786.95	**101.6**	51595.84	**103.2**
Manganese	257.61	2000.0	2004.03	**100.2**	2000.38	**100.0**	2004.52	**100.2**	2013.06	**100.7**	2045.53	**102.3**
Nickel	231.604	2000.0	1978.30	**98.9**	1973.41	**98.7**	1985.60	**99.3**	1993.40	**99.7**	2024.65	**101.2**
Potassium	766.491	125000.0	120590.01	**96.5**	120881.25	**96.7**	120280.47	**96.2**	119704.81	**95.8**	121242.08	**97.0**
Selenium	220.353	500.0	501.23	**100.2**	500.93	**100.2**	500.50	**100.1**	501.98	**100.4**	506.77	**101.4**
Silver	328.068	1000.0	1034.68	**103.5**	1040.68	**104.1**	1043.66	**104.4**	1043.56	**104.4**	1054.87	**105.5**
Sodium	330.232	125000.0	122833.96	**98.3**	123345.19	**98.7**	123124.90	**98.5**	123128.96	**98.5**	124546.51	**99.6**
Thallium	190.864	1000.0	992.02	**99.2**	992.44	**99.2**	994.14	**99.4**	998.51	**99.9**	1012.28	**101.2**
Vanadium	292.402	2000.0	2016.93	**100.8**	2017.20	**100.9**	2030.09	**101.5**	2036.54	**101.8**	2065.50	**103.3**
Zinc	213.856	2000.0	2051.86	**102.6**	2052.63	**102.6**	2056.76	**102.8**	2059.82	**103.0**	2089.43	**104.5**

TestAmerica Pittsburgh

Metals Data Reporting Form

Continuing Calibration Verification

Instrument: ICPST **Units:** ug/L

Chart Number: T80903A.ARC **Acceptable Range:** 90% - 110%

Standard Source: Inorganic Ventures **Standard ID:** MET4087-08

Element	WL/ Mass	True Conc	CCV1-6 9/3/2008 4:12 PM Found	% Rec	CCV1-7 9/3/2008 5:18 PM Found	% Rec	CCV1-8 9/3/2008 6:24 PM Found	% Rec	CCV1-9 9/3/2008 7:30 PM Found	% Rec	CCV1-10 9/3/2008 8:37 PM Found	% Rec
Aluminum	308.215	25000.0	24830.88	**99.3**	24973.78	**99.9**	24944.44	**99.8**	24882.18	**99.5**	24881.03	**99.5**
Antimony	220.353	500.0	504.42	**100.9**	508.71	**101.7**	506.90	**101.4**	507.57	**101.5**	506.91	**101.4**
Arsenic	189.042	500.0	499.71	**99.9**	507.06	**101.4**	502.70	**100.5**	500.85	**100.2**	499.95	**100.0**
Barium	493.409	2000.0	2015.64	**100.8**	2028.72	**101.4**	2024.63	**101.2**	2020.26	**101.0**	2010.59	**100.5**
Beryllium	313.042	2000.0	2064.36	**103.2**	2095.58	**104.8**	2095.46	**104.8**	2089.54	**104.5**	2067.41	**103.4**
Cadmium	226.502	500.0	491.61	**98.3**	500.90	**100.2**	499.22	**99.8**	496.46	**99.3**	494.38	**98.9**
Calcium	317.933	50000.0	51466.58	**102.9**	52327.45	**104.7**	52125.21	**104.3**	51930.75	**103.9**	51547.04	**103.1**
Chromium	267.716	2000.0	1993.86	**99.7**	2022.63	**101.1**	2018.52	**100.9**	2016.53	**100.8**	2009.10	**100.5**
Cobalt	228.616	2000.0	2015.77	**100.8**	2045.26	**102.3**	2038.86	**101.9**	2032.22	**101.6**	2019.76	**101.0**
Copper	324.753	2000.0	2039.66	**102.0**	2046.42	**102.3**	2046.24	**102.3**	2044.45	**102.2**	2039.56	**102.0**
Iron	271.441	25000.0	25520.56	**102.1**	25950.87	**103.8**	25845.72	**103.4**	25864.58	**103.5**	25747.52	**103.0**
Lead	220.353	500.0	498.84	**99.8**	508.77	**101.8**	505.80	**101.2**	505.11	**101.0**	501.17	**100.2**
Magnesium	279.078	50000.0	50764.40	**101.5**	51528.99	**103.1**	51548.99	**103.1**	51421.22	**102.8**	51163.60	**102.3**
Manganese	257.61	2000.0	2008.22	**100.4**	2038.66	**101.9**	2041.07	**102.1**	2029.13	**101.5**	2027.23	**101.4**
Nickel	231.604	2000.0	1990.31	**99.5**	2020.19	**101.0**	2017.26	**100.9**	2010.22	**100.5**	1995.13	**99.8**
Potassium	766.491	125000.0	119374.74	**95.5**	119293.45	**95.4**	118959.90	**95.2**	119661.14	**95.7**	119873.96	**95.9**
Selenium	220.353	500.0	499.86	**100.0**	503.75	**100.8**	502.95	**100.6**	502.99	**100.6**	500.90	**100.2**
Silver	328.068	1000.0	1050.54	**105.1**	1056.93	**105.7**	1056.42	**105.6**	1053.68	**105.4**	1042.42	**104.2**
Sodium	330.232	125000.0	123142.79	**98.5**	123453.17	**98.8**	123426.63	**98.7**	123559.10	**98.8**	123336.90	**98.7**
Thallium	190.864	1000.0	993.13	**99.3**	1006.62	**100.7**	1002.63	**100.3**	997.64	**99.8**	996.17	**99.6**
Vanadium	292.402	2000.0	2033.93	**101.7**	2063.57	**103.2**	2061.08	**103.1**	2056.71	**102.8**	2042.18	**102.1**
Zinc	213.856	2000.0	2050.86	**102.5**	2068.28	**103.4**	2063.40	**103.2**	2055.47	**102.8**	2046.29	**102.3**

TestAmerica Pittsburgh

Metals Data Reporting Form

Continuing Calibration Verification

Instrument: ICPST **Units:** ug/L

Chart Number: T80903A.ARC **Acceptable Range:** 90% - 110%

Standard Source: Inorganic Ventures **Standard ID:** MET4087-08

Element	WL/ Mass	True Conc	CCV1-11 9/3/2008 9:43 PM Found	% Rec	CCV1-12 9/3/2008 10:49 PM Found	% Rec	CCV1-13 9/3/2008 11:55 PM Found	% Rec	Found	% Rec	Found	% Rec
Aluminum	308.215	25000.0	24741.26	**99.0**	24969.99	**99.9**	25286.59	**101.1**				
Antimony	220.353	500.0	505.93	**101.2**	512.73	**102.5**	515.06	**103.0**				
Arsenic	189.042	500.0	497.38	**99.5**	503.54	**100.7**	508.62	**101.7**				
Barium	493.409	2000.0	1996.84	**99.8**	2009.01	**100.5**	2023.26	**101.2**				
Beryllium	313.042	2000.0	2048.15	**102.4**	2049.33	**102.5**	2044.81	**102.2**				
Cadmium	226.502	500.0	491.39	**98.3**	496.72	**99.3**	496.09	**99.2**				
Calcium	317.933	50000.0	51243.28	**102.5**	51948.88	**103.9**	51704.74	**103.4**				
Chromium	267.716	2000.0	2003.26	**100.2**	2029.76	**101.5**	2030.10	**101.5**				
Cobalt	228.616	2000.0	2008.14	**100.4**	2027.02	**101.4**	2027.31	**101.4**				
Copper	324.753	2000.0	2030.63	**101.5**	2044.47	**102.2**	2073.61	**103.7**				
Iron	271.441	25000.0	25720.37	**102.9**	26062.56	**104.3**	25964.15	**103.9**				
Lead	220.353	500.0	500.08	**100.0**	508.98	**101.8**	508.19	**101.6**				
Magnesium	279.078	50000.0	50795.73	**101.6**	51200.40	**102.4**	51269.10	**102.5**				
Manganese	257.61	2000.0	2012.89	**100.6**	2032.85	**101.6**	2039.95	**102.0**				
Nickel	231.604	2000.0	1984.11	**99.2**	2000.02	**100.0**	2001.53	**100.1**				
Potassium	766.491	125000.0	120265.18	**96.2**	121507.24	**97.2**	122005.68	**97.6**				
Selenium	220.353	500.0	498.91	**99.8**	505.12	**101.0**	508.13	**101.6**				
Silver	328.068	1000.0	1032.63	**103.3**	1029.79	**103.0**	1034.57	**103.5**				
Sodium	330.232	125000.0	123018.50	**98.4**	123818.48	**99.1**	124710.16	**99.8**				
Thallium	190.864	1000.0	992.22	**99.2**	1005.39	**100.5**	1011.40	**101.1**				
Vanadium	292.402	2000.0	2029.13	**101.5**	2041.39	**102.1**	2036.95	**101.8**				
Zinc	213.856	2000.0	2038.24	**101.9**	2061.72	**103.1**	2076.27	**103.8**				

TestAmerica Pittsburgh

Metals Data Reporting Form

Continuing Calibration Verification

Instrument: CVAA **Units:** ug/L

Chart Number: G80829A.PRN **Acceptable Range:** 80% - 120%

Standard Source: Inorganic Ventures **Standard ID:** MET4311-08

Element	WL/ Mass	True Conc	CCV6-1 8/29/2008 7:32 AM Found	% Rec	CCV6-2 8/29/2008 7:51 AM Found	% Rec	CCV6-3 8/29/2008 8:11 AM Found	% Rec	CCV6-4 8/29/2008 8:32 AM Found	% Rec	CCV6-5 8/29/2008 8:52 AM Found	% Rec
Mercury	253.7	5.0	5.05	**101.0**	5.18	**103.6**	5.25	**105.0**	5.15	**103.0**	4.98	**99.6**

TestAmerica Pittsburgh

Metals Data Reporting Form

Continuing Calibration Verification

Instrument: CVAA

Units: ug/L

Chart Number: G80829A.PRN

Acceptable Range: 80% - 120%

Standard Source: Inorganic Ventures

Standard ID: MET4311-08

Element	WL/ Mass	True Conc	CCV6-6 8/29/2008 9:03 AM Found	% Rec	CCV6-7 8/29/2008 9:10 AM Found	% Rec	Found	% Rec	Found	% Rec	Found	% Rec
Mercury	253.7	5.0	5.10	**102.0**	5.12	**102.4**						

5.22.0

Form 2A Equivalent

TestAmerica Pittsburgh

Metals Data Reporting Form

Contract Required Detection Limit Standard

Instrument: ICPST **Units:** ug/L

Chart Number: T80903A.ARC **Acceptable Range:** 50% - 150%

Standard Source: Inorganic Ventures **Standard ID:** MET3443-08

Element	WL/ Mass	True Conc	CRA/RLV 9/3/2008 9:36 AM Found	% Rec	Found	% Rec	Found	% Rec	Found	% Rec	Found	% Rec
Aluminum	308.215	200.0	196.67	**98.3**								
Antimony	220.353	10.0	10.25	**102.5**								
Arsenic	189.042	10.0	9.77	**97.7**								
Barium	493.409	200.0	201.82	**100.9**								
Beryllium	313.042	4.0	3.99	**99.8**								
Cadmium	226.502	5.0	5.00	**100.0**								
Calcium	317.933	5000.0	5173.93	**103.5**								
Chromium	267.716	5.0	5.67	**113.4**								
Cobalt	228.616	50.0	49.53	**99.1**								
Copper	324.753	25.0	26.11	**104.4**								
Iron	271.441	100.0	89.40	**89.4**								
Lead	220.353	3.0	3.61	**120.3**								
Magnesium	279.078	5000.0	4949.97	**99.0**								
Manganese	257.61	15.0	13.56	**90.4**								
Nickel	231.604	40.0	40.48	**101.2**								
Potassium	766.491	5000.0	4389.50	**87.8**								
Selenium	220.353	5.0	6.83	**136.6**								
Silver	328.068	5.0	5.38	**107.6**								
Sodium	330.232	5000.0	4855.95	**97.1**								
Thallium	190.864	10.0	10.12	**101.2**								
Vanadium	292.402	50.0	52.26	**104.5**								
Zinc	213.856	20.0	22.32	**111.6**								

TestAmerica Pittsburgh

Metals Data Reporting Form

Contract Required Detection Limit Standard

Instrument: CVAA **Units:** ug/L

Chart Number: G80829A.PRN **Acceptable Range:** 50% - 150%

Standard Source: Ultra **Standard ID:** MET4310-08

Element	WL/ Mass	True Conc	CRA/RLV 8/29/2008 7:30 AM Found	% Rec	Found	% Rec	Found	% Rec	Found	% Rec	Found	% Rec
Mercury	253.7	0.2	0.22	**109.0**								

TestAmerica Pittsburgh

Metals Data Reporting Form

Initial Calibration Blank Results

Instrument: ICPST **Units:** ug/L

Chart Number: T80903A.ARC

Standard Source: _____ **Standard ID:** _____

Element	WL/ Mass	Report Limit	ICB1 9/3/2008 9:31 AM Found	Q	Found	Q	Found	Q	Found	Q	Found	Q
Aluminum	308.215	200	14.2	U								
Antimony	220.353	10	0.9	U								
Arsenic	189.042	10	2.3	U								
Barium	493.409	200	0.4	U								
Beryllium	313.042	4	0.3	U								
Cadmium	226.502	5	0.5	U								
Calcium	317.933	6000	251.0	U								
Chromium	267.716	5	1.2	B								
Cobalt	228.616	50	0.4	U								
Copper	324.753	25	1.4	U								
Iron	271.441	100	30.0	U								
Lead	220.353	3	1.6	U								
Magnesium	279.078	5000	13.1	U								
Manganese	257.61	15	0.5	B								
Nickel	231.604	40	1.8	B								
Potassium	766.491	5000	500.0	U								
Selenium	220.353	5	2.9	U								
Silver	328.068	200	0.9	B								
Sodium	330.232	5000	-730.0	B								
Thallium	190.864	10	3.2	U								
Vanadium	292.402	50	2.6	U								
Zinc	213.856	20	3.5	U								

5.22.0

U Result is less than the MDL

B Result is between MDL and RL

Form 3 Equivalent

TestAmerica Pittsburgh

Metals Data Reporting Form

Initial Calibration Blank Results

Instrument: CVAA **Units:** ug/L

Chart Number: G80829A.PRN

Standard Source: _____ **Standard ID:** _____

Element	WL/ Mass	Report Limit	ICB1 8/29/2008 7:28 AM Found	Q	Found	Q	Found	Q	Found	Q	Found	Q
Mercury	253.7	0.2	-0.1	B								

5.22.0

U Result is less than the MDL

B Result is between MDL and RL

Form 3 Equivalent

TestAmerica Pittsburgh

Metals Data Reporting Form

Continuing Calibration Blank Result

Instrument: ICPST **Units:** ug/L

Chart Number: T80903A.ARC

Standard Source: _____ **Standard ID:** _____

Element	WL/ Mass	Report Limit	CCB1 9/3/2008 10:37 AM Found	Q	CCB2 9/3/2008 11:42 AM Found	Q	CCB3 9/3/2008 12:48 PM Found	Q	CCB4 9/3/2008 1:54 PM Found	Q	CCB5 9/3/2008 3:10 PM Found	Q
Aluminum	308.215	200	14.2	U	14.2	U	14.2	U	14.2	U	14.2	U
Antimony	220.353	10	0.9	U	0.9	U	-1.2	B	0.9	U	0.9	U
Arsenic	189.042	10	2.3	U	2.3	U	2.3	U	2.3	U	2.3	U
Barium	493.409	200	0.4	U	0.4	U	0.4	U	0.4	U	0.4	U
Beryllium	313.042	4	0.3	U	0.3	U	0.3	U	0.3	U	0.3	U
Cadmium	226.502	5	0.5	U	0.5	U	0.5	U	0.5	U	0.5	U
Calcium	317.933	6000	251.0	U	251.0	U	251.0	U	251.0	U	251.0	U
Chromium	267.716	5	0.8	U	0.8	U	0.8	U	0.8	U	0.8	U
Cobalt	228.616	50	0.4	U	0.4	U	0.4	U	0.4	U	0.4	U
Copper	324.753	25	1.4	U	1.4	U	1.4	U	1.4	U	1.4	U
Iron	271.441	100	30.0	U	30.0	U	30.0	U	30.0	U	30.0	U
Lead	220.353	3	1.6	U	1.6	U	1.6	U	1.6	U	1.6	U
Magnesium	279.078	5000	13.1	U	13.1	U	13.1	U	13.1	U	13.1	U
Manganese	257.61	15	0.3	U	0.3	U	0.3	U	0.3	U	0.3	U
Nickel	231.604	40	1.0	U	1.0	U	1.0	U	1.0	U	1.0	U
Potassium	766.491	5000	500.0	U	500.0	U	500.0	U	500.0	U	500.0	U
Selenium	220.353	5	2.9	U	2.9	U	2.9	U	2.9	U	2.9	U
Silver	328.068	200	0.4	U	0.4	U	0.4	U	0.4	U	0.4	U
Sodium	330.232	5000	-710.0	B	-730.0	B	-680.0	B	-650.0	B	-710.0	B
Thallium	190.864	10	3.2	U	3.2	U	3.7	B	3.2	U	3.4	B
Vanadium	292.402	50	2.6	U	2.6	U	2.6	U	2.6	U	2.6	U
Zinc	213.856	20	3.5	U	3.5	U	3.5	U	3.5	U	3.5	U

U Result is less than the MDL

B Result is between MDL and RL

Form 3 Equivalent

TestAmerica Pittsburgh

Metals Data Reporting Form

Continuing Calibration Blank Result

Instrument: ICPST **Units:** ug/L

Chart Number: T80903A.ARC

Standard Source: _____ **Standard ID:** _____

Element	WL/ Mass	Report Limit	CCB6 9/3/2008 4:18 PM Found	Q	CCB7 9/3/2008 5:24 PM Found	Q	CCB8 9/3/2008 6:30 PM Found	Q	CCB9 9/3/2008 7:36 PM Found	Q	CCB10 9/3/2008 8:42 PM Found	Q
Aluminum	308.215	200	14.2	U	14.2	U	14.2	U	14.2	U	14.2	U
Antimony	220.353	10	0.9	U	0.9	U	0.9	U	0.9	U	0.9	U
Arsenic	189.042	10	2.3	U	2.3	U	2.3	U	2.3	U	2.3	U
Barium	493.409	200	0.4	U	0.4	U	0.4	U	0.4	U	0.4	U
Beryllium	313.042	4	**0.4**	**B**	**0.3**	**B**	**0.4**	**B**	0.3	U	0.3	U
Cadmium	226.502	5	0.5	U	0.5	U	0.5	U	0.5	U	0.5	U
Calcium	317.933	6000	251.0	U	251.0	U	251.0	U	251.0	U	251.0	U
Chromium	267.716	5	0.8	U	0.8	U	0.8	U	0.8	U	0.8	U
Cobalt	228.616	50	0.4	U	0.4	U	0.4	U	0.4	U	0.4	U
Copper	324.753	25	1.4	U	1.4	U	1.4	U	1.4	U	1.4	U
Iron	271.441	100	30.0	U	30.0	U	30.0	U	30.0	U	30.0	U
Lead	220.353	3	1.6	U	1.6	U	1.6	U	1.6	U	1.6	U
Magnesium	279.078	5000	13.1	U	13.1	U	13.1	U	13.1	U	13.1	U
Manganese	257.61	15	0.3	U	0.3	U	0.3	U	0.3	U	**0.3**	**B**
Nickel	231.604	40	1.0	U	1.0	U	1.0	U	1.0	U	1.0	U
Potassium	766.491	5000	500.0	U	500.0	U	500.0	U	500.0	U	500.0	U
Selenium	220.353	5	2.9	U	2.9	U	2.9	U	2.9	U	2.9	U
Silver	328.068	200	0.4	U	**0.6**	**B**	0.4	U	0.4	U	0.4	U
Sodium	330.232	5000	**-660.0**	**B**	**-800.0**	**B**	**-720.0**	**B**	**-700.0**	**B**	**-610.0**	**B**
Thallium	190.864	10	3.2	U	3.2	U	3.2	U	**4.2**	**B**	**3.9**	**B**
Vanadium	292.402	50	2.6	U	2.6	U	2.6	U	2.6	U	2.6	U
Zinc	213.856	20	3.5	U	3.5	U	3.5	U	3.5	U	3.5	U

5.22.0

U Result is less than the MDL

B Result is between MDL and RL

Form 3 Equivalent

TestAmerica Pittsburgh

Metals Data Reporting Form

Continuing Calibration Blank Result

Instrument: ICPST **Units:** ug/L

Chart Number: T80903A.ARC

Standard Source: _____ **Standard ID:** _____

Element	WL/ Mass	Report Limit	CCB11 9/3/2008 9:48 PM Found	Q	CCB12 9/3/2008 10:55 PM Found	Q	CCB13 9/4/2008 12:01 AM Found	Q	Found	Q	Found	Q
Aluminum	308.215	200	14.2	U	14.2	U	14.2	U				
Antimony	220.353	10	0.9	U	0.9	U	0.9	U				
Arsenic	189.042	10	2.3	U	2.3	U	2.3	U				
Barium	493.409	200	0.4	U	0.4	U	0.4	U				
Beryllium	313.042	4	**0.5**	**B**	**0.6**	**B**	**0.4**	**B**				
Cadmium	226.502	5	0.5	U	0.5	U	0.5	U				
Calcium	317.933	6000	251.0	U	251.0	U	251.0	U				
Chromium	267.716	5	0.8	U	**0.9**	**B**	0.8	U				
Cobalt	228.616	50	0.4	U	0.4	U	0.4	U				
Copper	324.753	25	1.4	U	1.4	U	1.4	U				
Iron	271.441	100	30.0	U	30.0	U	30.0	U				
Lead	220.353	3	1.6	U	1.6	U	1.6	U				
Magnesium	279.078	5000	13.1	U	13.1	U	13.1	U				
Manganese	257.61	15	**0.3**	**B**	**0.3**	**B**	0.3	U				
Nickel	231.604	40	1.0	U	1.0	U	1.0	U				
Potassium	766.491	5000	500.0	U	500.0	U	500.0	U				
Selenium	220.353	5	2.9	U	2.9	U	2.9	U				
Silver	328.068	200	**0.4**	**B**	**0.5**	**B**	0.4	U				
Sodium	330.232	5000	**-670.0**	**B**	**-640.0**	**B**	**-460.0**	**B**				
Thallium	190.864	10	3.2	U	3.2	U	3.2	U				
Vanadium	292.402	50	2.6	U	2.6	U	2.6	U				
Zinc	213.856	20	3.5	U	3.5	U	3.5	U				

5.22.0

U Result is less than the MDL

B Result is between MDL and RL

Form 3 Equivalent

TestAmerica Pittsburgh

Metals Data Reporting Form

Continuing Calibration Blank Result

Instrument: CVAA **Units:** ug/L

Chart Number: G80829A.PRN

Standard Source: _____ **Standard ID:** _____

Element	WL/ Mass	Report Limit	CCB1 8/29/2008 7:33 AM Found	Q	CCB2 8/29/2008 7:53 AM Found	Q	CCB3 8/29/2008 8:13 AM Found	Q	CCB4 8/29/2008 8:33 AM Found	Q	CCB5 8/29/2008 8:53 AM Found	Q
Mercury	253.7	0.2	**0.0**	**B**	0.0	U	0.0	U	0.0	U	**-0.1**	**B**

U Result is less than the MDL

B Result is between MDL and RL

Form 3 Equivalent

TestAmerica Pittsburgh

Metals Data Reporting Form

Continuing Calibration Blank Result

Instrument: CVAA **Units:** ug/L

Chart Number: G80829A.PRN

Standard Source: _____ **Standard ID:** _____

Element	WL/ Mass	Report Limit	CCB6 8/29/2008 9:05 AM Found	Q	CCB7 8/29/2008 9:12 AM Found	Q	Found	Q	Found	Q	Found	Q
Mercury	253.7	0.2	0.0	U	0.0	U						

5.22.0

U Result is less than the MDL

B Result is between MDL and RL

Form 3 Equivalent

SDG C8H210225

Soil

Affected Analyte	Sample	Reported Result	Qualifier	Interferent	Interferent level in ICS	Conc. ICS	Interferent Level	Est. Interference	Validation Action	Validation Action
Ba	SB-10-0607	37.4		Fe	202000	1	37900	0.19	na	na
Be		1.8			202000	-1	37900	-0.19	J	na
Cd		0.42			202000	3	37900	0.56	J	na
Cr		31.4			202000	2	37900	0.38	na	na
Cu		13.8			202000	-2	37900	-0.38	na	na
Mn		1270			202000	6	37900	1.13	na	na
Se		0.5	u		202000	-4	37900	-0.75	na	UJ
Na		128			202000	-560	37900	-105.07	J	na
Zn		75.8			202000	5	37900	0.94	na	na

Affected Analyte	Sample	Reported Result	Qualifier	Interferent	Interferent level in ICS	Conc. ICS	Interferent Level	Est. Interference	Validation Action	Validation Action
Ba	SB-1-0506	44		Al	488000	1	18400	0.04	na	na
Be		1.8			488000	-1	18400	-0.04	na	na
Cd		0.5			488000	3	18400	0.11	J	na
Cr		35.5			488000	2	18400	0.08	na	na
Cu		17.4			488000	-2	18400	-0.08	na	na
Mn		1540			488000	6	18400	0.23	na	na
Se		0.52	u		488000	-4	18400	-0.15	na	UJ
Na		277			488000	-560	18400	-21.11	na	na
Zn		95.2			488000	5	18400	0.19	na	na
Ba	SB-1-0506	44		Fe	202000	1	36800	0.18	na	na
Be		1.8			202000	-1	36800	-0.18	J	na
Cd		0.5			202000	3	36800	0.55	J	na
Cr		35.5			202000	2	36800	0.36	na	na
Cu		17.4			202000	-2	36800	-0.36	na	na
Mn		1540			202000	6	36800	1.09	na	na
Se		0.52	u		202000	-4	36800	-0.73	na	UJ
Na		277			202000	-560	36800	-102.02	J	na
Zn		95.2			202000	5	36800	0.91	na	na

Affected Analyte	Sample	Reported Result	Qualifier	Interferent	Interferent level in ICS	Conc. ICS	Interferent Level	Est. Interference	Validation Action	Validation Action
Ba	SB-11-0708	35.6		Fe	202000	1	32100	0.16	na	na
Be		1.3			202000	-1	32100	-0.16	J	na
Cd		0.23			202000	3	32100	0.48	J	na
Cr		33.3			202000	2	32100	0.32	na	na
Cu		28.7			202000	-2	32100	-0.32	na	na
Mn		644			202000	6	32100	0.95	na	na
Se		0.61			202000	-4	32100	-0.64	J	na
Na		392			202000	-560	32100	-88.99	J	na
Zn		64.2			202000	5	32100	0.79	na	na

Affected Analyte	Sample	Reported Result	Qualifier	Interferent	Interferent level in ICS	Conc. ICS	Interferent Level	Est. Interference	Validation Action	Validation Action
Ba	SB-4-0607	22.5		Fe	202000	1	16700	0.08	na	na
Be		0.74			202000	-1	16700	-0.08	J	na
Cd		0.2			202000	3	16700	0.25	J	na
Cr		21.1			202000	2	16700	0.17	na	na
Cu		13.4			202000	-2	16700	-0.17	na	na
Mn		404			202000	6	16700	0.50	na	na
Se		0.41	u		202000	-4	16700	-0.33	na	UJ
Na		537			202000	-560	16700	-46.30	na	na
Zn		32.2			202000	5	16700	0.41	na	na

Affected Analyte	Sample	Reported Result	Qualifier	Interferent	Interferent level in ICS	Conc. ICS	Interferent Level	Est. Interference	Validation Action	Validation Action
Ba	SB-5-0708	24.9		Fe	202000	1	21500	0.11	na	na
Be		1.3			202000	-1	21500	-0.11	na	na
Cd		0.34			202000	3	21500	0.32	**J**	na
Cr		22.2			202000	2	21500	0.21	na	na
Cu		13.7			202000	-2	21500	-0.21	na	na
Mn		679			202000	6	21500	0.64	na	na
Se		0.43	u		202000	-4	21500	-0.43	na	**UJ**
Na		113			202000	-560	21500	-59.60	**J**	na
Zn		70			202000	5	21500	0.53	na	na

Affected Analyte	Sample	Reported Result	Qualifier	Interferent	Interferent level in ICS	Conc. ICS	Interferent Level	Est. Interference	Validation Action	Validation Action
Ba	SB-7-0506	9.5		Fe	202000	1	12300	0.06	na	na
Be		0.36			202000	-1	12300	-0.06	**J**	na
Cd		0.074			202000	3	12300	0.18	**J**	na
Cr		11.2			202000	2	12300	0.12	na	na
Cu		7			202000	-2	12300	-0.12	na	na
Mn		58.1			202000	6	12300	0.37	na	na
Se		0.35	u		202000	-4	12300	-0.24	na	**UJ**
Na		16.9	u		202000	-560	12300	-34.10	na	**UJ**
Zn		12.1			202000	5	12300	0.30	na	na

Affected Analyte	Sample	Reported Result	Qualifier	Interferent	Interferent level in ICS	Conc. ICS	Interferent Level	Est. Interference	Validation Action	Validation Action
Ba	SB-9-0708	34.9		Al	488000	1	16800	0.03	na	na
Be		1.2			488000	-1	16800	-0.03	na	na
Cd		1.2			488000	3	16800	0.10	na	na
Cr		31.9			488000	2	16800	0.07	na	na
Cu		21.5			488000	-2	16800	-0.07	na	na
Mn		374			488000	6	16800	0.21	na	na
Se		0.44	u		488000	-4	16800	-0.14	na	**UJ**
Na		47.7			488000	-560	16800	-19.28	**J**	na
Zn		93.9			488000	5	16800	0.17	na	na
Ba	SB-9-0708	34.9		Fe	202000	1	26400	0.13	na	na
Be		1.2			202000	-1	26400	-0.13	**J**	na
Cd		1.2			202000	3	26400	0.39	**J**	na
Cr		31.9			202000	2	26400	0.26	na	na
Cu		21.5			202000	-2	26400	-0.26	na	na
Mn		374			202000	6	26400	0.78	na	na
Se		0.44	u		202000	-4	26400	-0.52	na	**UJ**
Na		47.7			202000	-560	26400	-73.19	**J**	na
Zn		93.9			202000	5	26400	0.65	na	na

TestAmerica Pittsburgh

Metals Data Reporting Form

Instrument Runlog

Instrument: CVAA **Chart Number:** G80829A.PRN

Start Date: 8/29/2008 **End Date:** 8/29/2008

Lab Sample Name	DF	Time of Analysis	Analytes																										
			Hg																										
Std01Rep1	1	7:17 AM	X																										
Std02Rep1	1	7:18 AM	X																										
Std03Rep1	1	7:20 AM	X																										
Std04Rep1	1	7:22 AM	X																										
Std05Rep1	1	7:23 AM	X																										
Std06Rep1	1	7:25 AM	X																										
ICV6-1	1	7:27 AM	X																										
ICB1	1	7:28 AM	X																										
CRA/RLV	1	7:30 AM	X																										
CCV6-1	1	7:32 AM	X																										
CCB1	1	7:33 AM	X																										
CCV6-2	1	7:51 AM	X																										
CCB2	1	7:53 AM	X																										
KV1TQB	1	8:06 AM	X																										
KV1TQC	1	8:08 AM	X																										
CCV6-3	1	8:11 AM	X																										
CCB3	1	8:13 AM	X																										
KVJKM	1	8:20 AM	X																										
KVJLJ	1	8:21 AM	X																										
KVJLP	1	8:23 AM	X																										
KVJLR	1	8:25 AM	X																										
KVJLV	1	8:27 AM	X																										
KVJLX	1	8:28 AM	X																										
KVJL0	1	8:30 AM	X																										
CCV6-4	1	8:32 AM	X																										
CCB4	1	8:33 AM	X																										
KVJL4	1	8:35 AM	X																										
KVJL6	1	8:37 AM	X																										
KVJMC	1	8:38 AM	X																										
KVJME	1	8:40 AM	X																										
CCV6-5	1	8:52 AM	X																										
CCB5	1	8:53 AM	X																										
CCB7	1	9:12 AM	X																										

METHOD BLANK REPORT

TOTAL Metals

Client Lot #...: C8H210225 **Matrix.....:** SOLID

PARAMETER	RESULT	REPORTING LIMIT	UNITS	METHOD	PREPARATION-ANALYSIS DATE	WORK ORDER #
MB Lot-Sample #: C8H290000-022 **Prep Batch #...:** 8242022						
Mercury	ND	0.033	mg/kg	SW846 7471A	08/29/08	KV1TQ1AA
		Dilution Factor: 1				
		Analysis Time..: 08:06		Analyst ID.....: 031043	Instrument ID..: HGH	
MB Lot-Sample #: C8I020000-339 **Prep Batch #...:** 8246339						
Silver	ND	0.50	mg/kg	SW846 6010B	09/02-09/03/08	KV5L51AA
		Dilution Factor: 1				
		Analysis Time..: 20:59		Analyst ID.....: 022952	Instrument ID..: TRA	
Aluminum	ND	20.0	mg/kg	SW846 6010B	09/02-09/03/08	KV5L51AC
		Dilution Factor: 1				
		Analysis Time..: 20:59		Analyst ID.....: 022952	Instrument ID..: TRA	
Arsenic	ND	1.0	mg/kg	SW846 6010B	09/02-09/03/08	KV5L51AD
		Dilution Factor: 1				
		Analysis Time..: 20:59		Analyst ID.....: 022952	Instrument ID..: TRA	
Barium	ND	20.0	mg/kg	SW846 6010B	09/02-09/03/08	KV5L51AE
		Dilution Factor: 1				
		Analysis Time..: 20:59		Analyst ID.....: 022952	Instrument ID..: TRA	
Beryllium	ND	0.40	mg/kg	SW846 6010B	09/02-09/03/08	KV5L51AF
		Dilution Factor: 1				
		Analysis Time..: 20:59		Analyst ID.....: 022952	Instrument ID..: TRA	
Calcium	ND	500	mg/kg	SW846 6010B	09/02-09/03/08	KV5L51AG
		Dilution Factor: 1				
		Analysis Time..: 20:59		Analyst ID.....: 022952	Instrument ID..: TRA	
Cadmium	ND	0.50	mg/kg	SW846 6010B	09/02-09/03/08	KV5L51AH
		Dilution Factor: 1				
		Analysis Time..: 20:59		Analyst ID.....: 022952	Instrument ID..: TRA	
Cobalt	ND	5.0	mg/kg	SW846 6010B	09/02-09/03/08	KV5L51AJ
		Dilution Factor: 1				
		Analysis Time..: 20:59		Analyst ID.....: 022952	Instrument ID..: TRA	
Chromium	ND	0.50	mg/kg	SW846 6010B	09/02-09/03/08	KV5L51AK
		Dilution Factor: 1				
		Analysis Time..: 20:59		Analyst ID.....: 022952	Instrument ID..: TRA	

(Continued on next page)

METHOD BLANK REPORT

TOTAL Metals

Client Lot #...: C8H210225 **Matrix.....:** SOLID

PARAMETER	RESULT	REPORTING LIMIT	UNITS	METHOD	PREPARATION-ANALYSIS DATE	WORK ORDER #
Copper	ND	2.5	mg/kg	SW846 6010B	09/02-09/03/08	KV5L51AL
		Dilution Factor: 1				
		Analysis Time..: 20:59		Analyst ID.....: 022952	Instrument ID..: TRA	
Iron	ND	10.0	mg/kg	SW846 6010B	09/02-09/03/08	KV5L51AM
		Dilution Factor: 1				
		Analysis Time..: 20:59		Analyst ID.....: 022952	Instrument ID..: TRA	
Potassium	ND	500	mg/kg	SW846 6010B	09/02-09/03/08	KV5L51AN
		Dilution Factor: 1				
		Analysis Time..: 20:59		Analyst ID.....: 022952	Instrument ID..: TRA	
Magnesium	ND	500	mg/kg	SW846 6010B	09/02-09/03/08	KV5L51AP
		Dilution Factor: 1				
		Analysis Time..: 20:59		Analyst ID.....: 022952	Instrument ID..: TRA	
Manganese	ND	1.5	mg/kg	SW846 6010B	09/02-09/03/08	KV5L51AQ
		Dilution Factor: 1				
		Analysis Time..: 20:59		Analyst ID.....: 022952	Instrument ID..: TRA	
Sodium	ND	500	mg/kg	SW846 6010B	09/02-09/03/08	KV5L51AR
		Dilution Factor: 1				
		Analysis Time..: 20:59		Analyst ID.....: 022952	Instrument ID..: TRA	
Nickel	ND	4.0	mg/kg	SW846 6010B	09/02-09/03/08	KV5L51AT
		Dilution Factor: 1				
		Analysis Time..: 20:59		Analyst ID.....: 022952	Instrument ID..: TRA	
Lead	ND	0.30	mg/kg	SW846 6010B	09/02-09/03/08	KV5L51AU
		Dilution Factor: 1				
		Analysis Time..: 20:59		Analyst ID.....: 022952	Instrument ID..: TRA	
Selenium	ND	0.50	mg/kg	SW846 6010B	09/02-09/03/08	KV5L51AV
		Dilution Factor: 1				
		Analysis Time..: 20:59		Analyst ID.....: 022952	Instrument ID..: TRA	
Thallium	**0.33 B**	**1.0**	**mg/kg**	**SW846 6010B**	**09/02-09/03/08**	**KV5L51AW**
		Dilution Factor: 1				
		Analysis Time..: 20:59		Analyst ID.....: 022952	Instrument ID..: TRA	
Antimony	ND	1.0	mg/kg	SW846 6010B	09/02-09/03/08	KV5L51AX
		Dilution Factor: 1				
		Analysis Time..: 20:59		Analyst ID.....: 022952	Instrument ID..: TRA	
Vanadium	ND	5.0	mg/kg	SW846 6010B	09/02-09/03/08	KV5L51A0
		Dilution Factor: 1				
		Analysis Time..: 20:59		Analyst ID.....: 022952	Instrument ID..: TRA	

(Continued on next page)

METHOD BLANK REPORT

TOTAL Metals

Client Lot #...: C8H210225 **Matrix.....:** SOLID

PARAMETER	RESULT	REPORTING LIMIT	UNITS	METHOD	PREPARATION-ANALYSIS DATE	WORK ORDER #
Zinc	ND	2.0	mg/kg	SW846 6010B	09/02-09/03/08	KV5L51A1

Dilution Factor: 1

Analysis Time..: 20:59 Analyst ID.....: 022952 Instrument ID..: TRA

NOTE(S):

Calculations are performed before rounding to avoid round-off errors in calculated results.

B Estimated result. Result is less than RL.

TestAmerica Pittsburgh

Metals Data Reporting Form

Interference Check Standard A

Instrument: ICPST **Units:** ug/L

Chart Number: T80903A.ARC **Acceptable Range:** 80% - 120%

Standard Source: Inorganic Ventures **Standard ID:** MET4086-08

Element	WL/ Mass	Reporting Limit	True Conc	ICSA 9/3/2008 9:42 AM Found	Found	Found	Found	Found
Aluminum	308.215		500000	488000				
Antimony	220.353	10		0				
Arsenic	189.042	10		0				
Barium	493.409	200		1				
Beryllium	313.042	4		-1				
Cadmium	226.502	5		3				
Calcium	317.933		500000	488000				
Chromium	267.716	5		2				
Cobalt	228.616	50		0				
Copper	324.753	25		-2				
Iron	271.441		200000	202000				
Lead	220.353	3		-1				
Magnesium	279.078		500000	525000				
Manganese	257.61	15		6				
Nickel	231.604	40		1				
Potassium	766.491	5000		233				
Selenium	220.353	5		-4				
Silver	328.068	200		1				
Sodium	330.232	5000		-560				
Thallium	190.864	10		-1				
Vanadium	292.402	50		-1				
Zinc	213.856	20		5				

U Result is less than the MDL

B Result is between MDL and RL

Form 4 Equivalent

TestAmerica Pittsburgh

Metals Data Reporting Form

Interference Check Standard AB

Instrument: ICPST **Units:** ug/L

Chart Number: T80903A.ARC **Acceptable Range:** 80% - 120%

Standard Source: Inorganic Ventures **Standard ID:** MET3154-08

Element	WL/ Mass	True Conc	ICSAB 9/3/2008 9:47 AM Found	% Rec	Found	% Rec	Found	% Rec	Found	% Rec	Found	% Rec
Aluminum	308.215	500000	487072.0	**97.4**								
Antimony	220.353	1000	1023.0	**102.3**								
Arsenic	189.042	1000	1001.9	**100.2**								
Barium	493.409	500	533.5	**106.7**								
Beryllium	313.042	500	499.4	**99.9**								
Cadmium	226.502	1000	941.0	**94.1**								
Calcium	317.933	500000	485069.1	**97.0**								
Chromium	267.716	500	495.1	**99.0**								
Cobalt	228.616	500	484.1	**96.8**								
Copper	324.753	500	553.9	**110.8**								
Iron	271.441	200000	201569.8	**100.8**								
Lead	220.353	1000	958.9	**95.9**								
Magnesium	279.078	500000	520770.3	**104.2**								
Manganese	257.61	500	504.1	**100.8**								
Nickel	231.604	1000	947.5	**94.7**								
Potassium	766.491	10000	10429.1	**104.3**								
Selenium	220.353	1000	996.9	**99.7**								
Silver	328.068	1000	1107.7	**110.8**								
Sodium	330.232	10000	11114.4	**111.1**								
Thallium	190.864	1000	965.3	**96.5**								
Vanadium	292.402	500	506.5	**101.3**								
Zinc	213.856	1000	1057.1	**105.7**								

U Result is less than the MDL
B Result is between MDL and RL
N Spike recovery failed

Form 4 Equivalent

SDG C8H210225

Soil

Affected Analyte	Sample	Reported Result	Qualifier	Interferent	Interferent level in ICS	Conc. ICS	Interferent Level	Est. Interference	Validation Action	Validation Action
Ba	SB-10-0607	37.4		Fe	202000	1	37900	0.19	na	na
Be		1.8			202000	-1	37900	-0.19	J	na
Cd		0.42			202000	3	37900	0.56	J	na
Cr		31.4			202000	2	37900	0.38	na	na
Cu		13.8			202000	-2	37900	-0.38	na	na
Mn		1270			202000	6	37900	1.13	na	na
Se		0.5	u		202000	-4	37900	-0.75	na	UJ
Na		128			202000	-560	37900	-105.07	J	na
Zn		75.8			202000	5	37900	0.94	na	na

Affected Analyte	Sample	Reported Result	Qualifier	Interferent	Interferent level in ICS	Conc. ICS	Interferent Level	Est. Interference	Validation Action	Validation Action
Ba	SB-1-0506	44		Al	488000	1	18400	0.04	na	na
Be		1.8			488000	-1	18400	-0.04	na	na
Cd		0.5			488000	3	18400	0.11	J	na
Cr		35.5			488000	2	18400	0.08	na	na
Cu		17.4			488000	-2	18400	-0.08	na	na
Mn		1540			488000	6	18400	0.23	na	na
Se		0.52	u		488000	-4	18400	-0.15	na	UJ
Na		277			488000	-560	18400	-21.11	na	na
Zn		95.2			488000	5	18400	0.19	na	na
Ba	SB-1-0506	44		Fe	202000	1	36800	0.18	na	na
Be		1.8			202000	-1	36800	-0.18	J	na
Cd		0.5			202000	3	36800	0.55	J	na
Cr		35.5			202000	2	36800	0.36	na	na
Cu		17.4			202000	-2	36800	-0.36	na	na
Mn		1540			202000	6	36800	1.09	na	na
Se		0.52	u		202000	-4	36800	-0.73	na	UJ
Na		277			202000	-560	36800	-102.02	J	na
Zn		95.2			202000	5	36800	0.91	na	na

Affected Analyte	Sample	Reported Result	Qualifier	Interferent	Interferent level in ICS	Conc. ICS	Interferent Level	Est. Interference	Validation Action	Validation Action
Ba	SB-11-0708	35.6		Fe	202000	1	32100	0.16	na	na
Be		1.3			202000	-1	32100	-0.16	J	na
Cd		0.23			202000	3	32100	0.48	J	na
Cr		33.3			202000	2	32100	0.32	na	na
Cu		28.7			202000	-2	32100	-0.32	na	na
Mn		644			202000	6	32100	0.95	na	na
Se		0.61			202000	-4	32100	-0.64	J	na
Na		392			202000	-560	32100	-88.99	J	na
Zn		64.2			202000	5	32100	0.79	na	na

Affected Analyte	Sample	Reported Result	Qualifier	Interferent	Interferent level in ICS	Conc. ICS	Interferent Level	Est. Interference	Validation Action	Validation Action
Ba	SB-4-0607	22.5		Fe	202000	1	16700	0.08	na	na
Be		0.74			202000	-1	16700	-0.08	J	na
Cd		0.2			202000	3	16700	0.25	J	na
Cr		21.1			202000	2	16700	0.17	na	na
Cu		13.4			202000	-2	16700	-0.17	na	na
Mn		404			202000	6	16700	0.50	na	na
Se		0.41	u		202000	-4	16700	-0.33	na	UJ
Na		537			202000	-560	16700	-46.30	na	na
Zn		32.2			202000	5	16700	0.41	na	na

Affected Analyte	Sample	Reported Result	Qualifier	Interferent	Interferent level in ICS	Conc. ICS	Interferent Level	Est. Interference	Validation Action	Validation Action
Ba	SB-5-0708	24.9		Fe	202000	1	21500	0.11	na	na
Be		1.3			202000	-1	21500	-0.11	na	na
Cd		0.34			202000	3	21500	0.32	J	na
Cr		22.2			202000	2	21500	0.21	na	na
Cu		13.7			202000	-2	21500	-0.21	na	na
Mn		679			202000	6	21500	0.64	na	na
Se		0.43	u		202000	-4	21500	-0.43	na	UJ
Na		113			202000	-560	21500	-59.60	J	na
Zn		70			202000	5	21500	0.53	na	na

Affected Analyte	Sample	Reported Result	Qualifier	Interferent	Interferent level in ICS	Conc. ICS	Interferent Level	Est. Interference	Validation Action	Validation Action
Ba	SB-7-0506	9.5		Fe	202000	1	12300	0.06	na	na
Be		0.36			202000	-1	12300	-0.06	J	na
Cd		0.074			202000	3	12300	0.18	J	na
Cr		11.2			202000	2	12300	0.12	na	na
Cu		7			202000	-2	12300	-0.12	na	na
Mn		58.1			202000	6	12300	0.37	na	na
Se		0.35	u		202000	-4	12300	-0.24	na	UJ
Na		16.9	u		202000	-560	12300	-34.10	na	UJ
Zn		12.1			202000	5	12300	0.30	na	na

Affected Analyte	Sample	Reported Result	Qualifier	Interferent	Interferent level in ICS	Conc. ICS	Interferent Level	Est. Interference	Validation Action	Validation Action
Ba	SB-9-0708	34.9		Al	488000	1	16800	0.03	na	na
Be		1.2			488000	-1	16800	-0.03	na	na
Cd		1.2			488000	3	16800	0.10	na	na
Cr		31.9			488000	2	16800	0.07	na	na
Cu		21.5			488000	-2	16800	-0.07	na	na
Mn		374			488000	6	16800	0.21	na	na
Se		0.44	u		488000	-4	16800	-0.14	na	UJ
Na		47.7			488000	-560	16800	-19.28	J	na
Zn		93.9			488000	5	16800	0.17	na	na
Ba	SB-9-0708	34.9		Fe	202000	1	26400	0.13	na	na
Be		1.2			202000	-1	26400	-0.13	J	na
Cd		1.2			202000	3	26400	0.39	J	na
Cr		31.9			202000	2	26400	0.26	na	na
Cu		21.5			202000	-2	26400	-0.26	na	na
Mn		374			202000	6	26400	0.78	na	na
Se		0.44	u		202000	-4	26400	-0.52	na	UJ
Na		47.7			202000	-560	26400	-73.19	J	na
Zn		93.9			202000	5	26400	0.65	na	na

TestAmerica Pittsburgh *Metals Preparation Log* Batch No. 8246339

v1.0.5 - Last Revised 12/30/2005

Method 3050B	**Matrix** Solid	**Start Time** 13:45	**SDG** -
Analyst Joshua Lipay	**Date** 09/02/08	**Lot Numbers** C8H210225, C8H300120, C8H300188	
MS STLPA-MS-A, STLPA-MS-B, STLPA-MS-C			
Lab Lot # MET3156-08, MET3363-08, MET2819-08			
Analyst Sign:			

Sample ID	Initial Wt/Vol g/mL	Final Vol mL	Comments
KV30H	1.0 s	100 mL	9/2/08
KV3X9			
KV3X9 S			1.0 mL of ABC
KV3X9 D			
KV4MA			
KV4MC			
KV4MD			
KVJKM			
KVJL0			
KVJL4			
KVJL6			
KVJLJ			
KVJLP			
KVJLR			9/2/08
KVJLV			
KVJLX			
KVJMC			
KVJME			
KV5L5 B	1.0 g_lip		
KV5L5 C			1.0 mL of ABC
		9/2/08	

SAMPLE CODING: B-Blank C-Check L-Check Duplicate S-Matrix Spike D-Matrix Spike Duplicate X-Sample Duplicate

NOTE: Samples marked with an asterisk (*) required filtration after digestion and prior to analysis
Samples marked with a plus sign (+) required additional Conc.HNO3 in digestion process, brown fumes were observed

Reagents:
10mL 30% H2O2, 3408 E50A00, Mallinckrodt
10mL Conc. HCl, 5587 G06A25, Mallinckrodt
10mL 1:1 HNO3, MET 4269-08, Standards Log
5 mL Conc.HNO3, 6623 G07O56, Mallinckrodt

Minimum digestion times have been met (analyst initials):

Hot Plate/Block Temp	Correction Factor
Sol #3 / 95°C	-0.4
Sol #4 / 95°C	-0.8

Digestate(s)	Date	Time	(Received)	Analyst	Location	Date	Time	(Relinquished)	Analyst	Location
All Ahwc	9-2-08	18:30				9-2-08	18:30			A4
All Ahwc	9308	1310	1216	MET103	A4	9308	1525	1216	MET103	A4
All Ahwc	9408	0910	1216	MET103	A4	9408	1205	1216	MET103	A4

	Lot Number	Manufacturer	
Initial Digestion Vessel:	A801LP001	Environmental Express	**Pipet #:** J0450H
Final Digestion Vessel:	071118	Corning	**Balance #:** P1856710
Filter Paper:	J11261051	Whatman	Printed on: 02-Sep-08 3:11:46 PM

Reviewed By: Wellcom a Hayle **Date:** 9-3-08 **MET-105-8246339**

C8H210225

Digestion Start Time: 0510 | Digestion End Time: 0535 | Filter Paper Manufacturer / Lot #: J1126103HB WHATMAN

	Sample ID	Date Received	Prep Date	Prepared by	Wt/ Volume	Sample Type	Run Date	Comments
1.	STD0	N/A	8-29-08	WAH	100ml	WATER	8-29-08	N/A
2.	STD1	↓	↓	↓	↓	↓	↓	MET 4304-08
3.	STD2							4305-08
4.	STD3							4306-08
5.	STD4							4307-08
6.	STD5							4308-08
7.	ICV							↓ 4309-08
8.	ICB							N/A
9.	CRA/RLV							MET 4310-08
10.	CCV							↓ 4311-08
11.	CCB				↓			N/A
12. *	KVITEBT				0.6ml DIH2O			↓
13.	KVITECT				100ml			MET 4312-08
14.	KVITELT	↓			↓	↓		↓ 4313-08
15.	KVQALT	8-25-08			0.6ml	SOIL WASTE		N/A
16.	KVQATT	↓			↓	↓		↓
17. *	KVTKLT	8-26-08						
18.	KVITLB	N/A			0.6g DIH2O	WATER		MET 4314-08
19.	KVITLC	↓			100ml	↓		N/A
20.	KVMQC	8-22-08			0.6g	SOIL		↓
21.	KVMQL	↓			↓	↓		1ml MET 4302-08
22.	KVMQLS							↓
23.	KVMQLD	↓			↓	↓		N/A
24.	KVITNB	N/A			0.63g DIH2O	WATER		MET 4315-08
25.	KVITNC	↓	↓	↓	100ml	↓	↓	

Reagents	Volume (mL)	Reference Number
HNO3	2.0ml	MALLINCKRODT G17026
H2SO4	5.0ml	↓ E44F05
KMNO4	5.0ml	MET 4271-08
K2S2O4	8.0ml	4272-08
NaCL NH2OH Additional volumes indicated per sample as necessary	6.0ml	4220-08
Stannous Chloride	N/A	↓ 4205-08

Autoclave pressure: 15PSI

Autoclave Temperature: 120°C

Waterbath temperature: ———

Thermometer ID: ———

Extract(s) (record line # from above)	Date	Time	Extract(s) Received	Analyst	Location	Date	Time	Extract(s) Relinquished	Analyst	Location
			WAH 8-29-08							

4647

(4001-4651)

printed on: 06-Aug-08 9:42:38 AM

*-Sample required filtration step after digestion

C8H210225

Digestion Start Time: 05:20 | Digestion End Time: 05:35 | Filter Paper Manufacturer / Lot#: J1126105I8 WHATMAN | Balance ID: P1856709

	Sample ID	Date Received	Prep Date	Prepared by	Wt/ Volume	Sample Type	Run Date	Comments
1. *	KVGNX	8-20-08	8-25-08	WAH	0.63g	Soil	8-25-08	N/A
2.	KVGNXS							1ml MET4302-08
3.	KVGNXD							
4.	KVTQB	N/A			0.6g DIH20	WATER		N/A
5.	KVITQC				100ml			MET4316-08
6.	KVEEO	8-19-08			0.6g	Soil		N/A
7.	KVEEOS							1ml MET4302-08
8.	KVEEOD							
9.	KVEF3							N/A
10.	KVJKM	8-21-08						
11.	KVJLJ							
12.	KVJLP							
13.	KVJLR							
14.	KVJLV							
15.	KVJLX							
16.	KVJLO							
17.	KVJLY							
18.	KVJLG							
19.	KVJMC							
20.	KVJME							
21.	KVRMJ	8-26-08						
22.	KVV64	8-27-08						
23.	KVOJW	8-28-08						
24. *	KVITTB	N/A			1.2g DIH20	WATER		
25.	KVITTC				100ml			MET4317-08

Reagents	Volume (mL)	Reference Number	Autoclave pressure: 15PSI
HNO3	2.0ml	MALLINCKRODT G17026	
H2SO4	5.0ml	E44F05	Autoclave Temperature: 120°C
KMNO4	5.0ml	MET 4271-08	
K2S2O4	8.0ml	4272-08	Waterbath temperature:
NaCL NH2OH Additional volumes indicated per sample as necessary	6.0ml	4220-08	
Stannous Chloride	N/A	4205-08	Thermometer ID:

Extract(s) (record line # from above)	Date	Time	Extract(s) Received	Analyst	Location	Date	Time	Extract(s) Relinquished	Analyst	Location
1			WAH 8-25-08							

4648

(4001-4651)

printed on: 06-Aug-08 9:42:38 AM

*-Sample required filtration step after digestion

C8H210225

Digestion Start Time: 05:20	Digestion End Time: 05:35	Filter Paper Manufacturer/Lot#: J1126105IB WHATMAN	Balance ID: M1856104

	Sample ID	Date Received	Prep Date	Prepared by	Wt/ Volume	Sample Type	Run Date	Comments
1.	* KT374	8-13-08	8-29-08	WAH	1.20g	SOIL	8-29-08	N/A
2.	* KT378	↓	↓	↓	↓	↓	↓	↓
3.	KT379							1ml MET4202-08
4.	KT379S							↓
5.	KT379D							N/A
6.	KT38A	↓	↓	↓	↓	↓	↓	
7.								
8.								
9.								
10.								
11.								
12.								
13.								
14.								
15.								
16.								
17.								
18.								
19.								
20.								
21.								
22.								
23.								
24.								
25								

WAH 8-29-08

4649

Reagents	Volume (mL)	Reference Number	
HNO3	2.0ml	MALLINCKRODT	G17026
	↓	↓	E44F05
H2SO4	5.0ml	MET4271-08	
KMNO4	5.0ml	4272.0P	
K2S2O4	8.0ml	4220-08	
NaCL NH2OH Additional volumes indicated per sample as necessary	6.0ml	4205.08	
Stannous Chloride	N/A		

Autoclave pressure: 15PSI

Autoclave Temperature: 120°C

Waterbath temperature: —

Thermometer ID: —

Extract(s) (record line # from above)	Date	Time	Extract(s) Received	Analyst	Location	Date	Time	Extract(s) Relinquished	Analyst	Location
			WAH 8-25-08							

(4001-4651)

LABORATORY CONTROL SAMPLE DATA REPORT

TOTAL Metals

Client Lot #...: C8H210225 **Matrix.....:** SOLID

PARAMETER	SPIKE AMOUNT	MEASURED AMOUNT	UNITS	PERCNT RECVRY	METHOD	PREPARATION-ANALYSIS DATE	WORK ORDER #
LCS Lot-Sample#: C8H290000-022 **Prep Batch #...:** 8242022							
Mercury	0.417	0.422	mg/kg	101	SW846 7471A	08/29/08	KV1TQ1AC
			Dilution Factor: 1		Analysis Time..: 08:08	Analyst ID.....: 031043	
			Instrument ID..: HGHYDRA				
LCS Lot-Sample#: C8I020000-339 **Prep Batch #...:** 8246339							
Silver	5.00	5.21	mg/kg	104	SW846 6010B	09/02-09/03/08	KV5L51A2
			Dilution Factor: 1		Analysis Time..: 21:04	Analyst ID.....: 022952	
			Instrument ID..: TRACEICP				
Aluminum	200	202	mg/kg	101	SW846 6010B	09/02-09/03/08	KV5L51A3
			Dilution Factor: 1		Analysis Time..: 21:04	Analyst ID.....: 022952	
			Instrument ID..: TRACEICP				
Arsenic	200	197	mg/kg	98	SW846 6010B	09/02-09/03/08	KV5L51A4
			Dilution Factor: 1		Analysis Time..: 21:04	Analyst ID.....: 022952	
			Instrument ID..: TRACEICP				
Barium	200	202	mg/kg	101	SW846 6010B	09/02-09/03/08	KV5L51A5
			Dilution Factor: 1		Analysis Time..: 21:04	Analyst ID.....: 022952	
			Instrument ID..: TRACEICP				
Beryllium	5.00	5.20	mg/kg	104	SW846 6010B	09/02-09/03/08	KV5L51A6
			Dilution Factor: 1		Analysis Time..: 21:04	Analyst ID.....: 022952	
			Instrument ID..: TRACEICP				
Calcium	5000	5170	mg/kg	103	SW846 6010B	09/02-09/03/08	KV5L51A7
			Dilution Factor: 1		Analysis Time..: 21:04	Analyst ID.....: 022952	
			Instrument ID..: TRACEICP				
Cadmium	5.00	5.00	mg/kg	100	SW846 6010B	09/02-09/03/08	KV5L51A8
			Dilution Factor: 1		Analysis Time..: 21:04	Analyst ID.....: 022952	
			Instrument ID..: TRACEICP				
Cobalt	50.0	50.5	mg/kg	101	SW846 6010B	09/02-09/03/08	KV5L51A9
			Dilution Factor: 1		Analysis Time..: 21:04	Analyst ID.....: 022952	
			Instrument ID..: TRACEICP				
Chromium	20.0	20.6	mg/kg	103	SW846 6010B	09/02-09/03/08	KV5L51CA
			Dilution Factor: 1		Analysis Time..: 21:04	Analyst ID.....: 022952	
			Instrument ID..: TRACEICP				

(Continued on next page)

LABORATORY CONTROL SAMPLE DATA REPORT

TOTAL Metals

Client Lot #...: C8H210225 **Matrix.....:** SOLID

PARAMETER	SPIKE AMOUNT	MEASURED AMOUNT	UNITS	PERCNT RECVRY	METHOD	PREPARATION-ANALYSIS DATE	WORK ORDER #
Copper	25.0	25.7	mg/kg	103	SW846 6010B	09/02-09/03/08	KV5L51CC
		Dilution Factor: 1		Analysis Time..: 21:04		Analyst ID.....: 022952	
		Instrument ID..: TRACEICP					
Iron	100	95.2	mg/kg	95	SW846 6010B	09/02-09/03/08	KV5L51CD
		Dilution Factor: 1		Analysis Time..: 21:04		Analyst ID.....: 022952	
		Instrument ID..: TRACEICP					
Potassium	5000	4670	mg/kg	93	SW846 6010B	09/02-09/03/08	KV5L51CE
		Dilution Factor: 1		Analysis Time..: 21:04		Analyst ID.....: 022952	
		Instrument ID..: TRACEICP					
Magnesium	5000	5100	mg/kg	102	SW846 6010B	09/02-09/03/08	KV5L51CF
		Dilution Factor: 1		Analysis Time..: 21:04		Analyst ID.....: 022952	
		Instrument ID..: TRACEICP					
Manganese	50.0	51.9	mg/kg	104	SW846 6010B	09/02-09/03/08	KV5L51CG
		Dilution Factor: 1		Analysis Time..: 21:04		Analyst ID.....: 022952	
		Instrument ID..: TRACEICP					
Sodium	5000	4900	mg/kg	98	SW846 6010B	09/02-09/03/08	KV5L51CH
		Dilution Factor: 1		Analysis Time..: 21:04		Analyst ID.....: 022952	
		Instrument ID..: TRACEICP					
Nickel	50.0	50.5	mg/kg	101	SW846 6010B	09/02-09/03/08	KV5L51CJ
		Dilution Factor: 1		Analysis Time..: 21:04		Analyst ID.....: 022952	
		Instrument ID..: TRACEICP					
Lead	50.0	50.6	mg/kg	101	SW846 6010B	09/02-09/03/08	KV5L51CK
		Dilution Factor: 1		Analysis Time..: 21:04		Analyst ID.....: 022952	
		Instrument ID..: TRACEICP					
Selenium	200	194	mg/kg	97	SW846 6010B	09/02-09/03/08	KV5L51CL
		Dilution Factor: 1		Analysis Time..: 21:04		Analyst ID.....: 022952	
		Instrument ID..: TRACEICP					
Thallium	200	198	mg/kg	99	SW846 6010B	09/02-09/03/08	KV5L51CM
		Dilution Factor: 1		Analysis Time..: 21:04		Analyst ID.....: 022952	
		Instrument ID..: TRACEICP					
Antimony	50.0	49.2	mg/kg	98	SW846 6010B	09/02-09/03/08	KV5L51CN
		Dilution Factor: 1		Analysis Time..: 21:04		Analyst ID.....: 022952	
		Instrument ID..: TRACEICP					

(Continued on next page)

LABORATORY CONTROL SAMPLE DATA REPORT

TOTAL Metals

Client Lot #...: C8H210225 **Matrix.....:** SOLID

PARAMETER	SPIKE AMOUNT	MEASURED AMOUNT	UNITS	PERCNT RECVRY	METHOD	PREPARATION-ANALYSIS DATE	WORK ORDER #
Vanadium	50.0	51.8	mg/kg	104	SW846 6010B	09/02-09/03/08	KV5L51CP
			Dilution Factor: 1		Analysis Time..: 21:04	Analyst ID.....: 022952	
			Instrument ID..: TRACEICP				
Zinc	50.0	52.1	mg/kg	104	SW846 6010B	09/02-09/03/08	KV5L51CQ
			Dilution Factor: 1		Analysis Time..: 21:04	Analyst ID.....: 022952	
			Instrument ID..: TRACEICP				

NOTE(S):

Calculations are performed before rounding to avoid round-off errors in calculated results.

MATRIX SPIKE SAMPLE DATA REPORT

TOTAL Metals

Client Lot #...: C8H210225 **Matrix.....:** SOLID
Date Sampled...: 08/29/08 **Date Received..:** 08/30/08

PARAMETER	SAMPLE AMOUNT	SPIKE AMT	MEASRD AMOUNT	UNITS	PERCNT RECVRY	RPD	METHOD	PREPARATION-ANALYSIS DATE	WORK ORDER #
Cadmium									
	0.59	5.00	4.88	mg/kg	86		SW846 6010B	09/02-09/04/08	KV3X91CU
	0.59	5.00	4.84	mg/kg	85	0.72	SW846 6010B	09/02-09/04/08	KV3X91CV
			Dilution Factor: 5						
			Analysis Time..: 11:17		Instrument ID..: TRACEICP		Analyst ID.....: 022952		
			MS Run #.....: 8246185						
Cobalt									
	25.5	50.0	72.8	mg/kg	95		SW846 6010B	09/02-09/04/08	KV3X91CW
	25.5	50.0	67.8	mg/kg	85	7.1	SW846 6010B	09/02-09/04/08	KV3X91CX
			Dilution Factor: 5						
			Analysis Time..: 11:17		Instrument ID..: TRACEICP		Analyst ID.....: 022952		
			MS Run #.....: 8246185						
Chromium									
	5.8	20.0	24.2	mg/kg	92		SW846 6010B	09/02-09/04/08	KV3X91C0
	5.8	20.0	24.3	mg/kg	92	0.49	SW846 6010B	09/02-09/04/08	KV3X91C1
			Dilution Factor: 5						
			Analysis Time..: 11:17		Instrument ID..: TRACEICP		Analyst ID.....: 022952		
			MS Run #.....: 8246185						
Copper									
	58.7	25.0	87.8	mg/kg	116		SW846 6010B	09/02-09/04/08	KV3X91C2
	58.7	25.0	82.3	mg/kg	94	6.4	SW846 6010B	09/02-09/04/08	KV3X91C3
			Dilution Factor: 5						
			Analysis Time..: 11:17		Instrument ID..: TRACEICP		Analyst ID.....: 022952		
			MS Run #.....: 8246185						
Iron									
	34200	100	37600	mg/kg			SW846 6010B	09/02-09/04/08	KV3X91C4
			Qualifiers: NC						
	34200	100	31300	mg/kg			SW846 6010B	09/02-09/04/08	KV3X91C5
			Qualifiers: NC						
			Dilution Factor: 5						
			Analysis Time..: 11:17		Instrument ID..: TRACEICP		Analyst ID.....: 022952		
			MS Run #.....: 8246185						
Potassium									
	345	5000	4140	mg/kg	76		SW846 6010B	09/02-09/04/08	KV3X91C6
	345	5000	3940 N	mg/kg	72	5.0	SW846 6010B	09/02-09/04/08	KV3X91C7
			Dilution Factor: 5						
			Analysis Time..: 11:17		Instrument ID..: TRACEICP		Analyst ID.....: 022952		
			MS Run #.....: 8246185						

(Continued on next page)

MATRIX SPIKE SAMPLE DATA REPORT

TOTAL Metals

Client Lot #...: C8H210225 **Matrix.....:** SOLID
Date Sampled...: 08/29/08 **Date Received..:** 08/30/08

PARAMETER	SAMPLE AMOUNT	SPIKE AMT	MEASRD AMOUNT	UNITS	PERCNT RECVRY	RPD	METHOD	PREPARATION-ANALYSIS DATE	WORK ORDER #
Magnesium									
	6970	5000	12700	mg/kg	114		SW846 6010B	09/02-09/04/08	KV3X91C8
	6970	5000	9380	mg/kg	48	30	SW846 6010B	09/02-09/04/08	KV3X91C9
			Qualifiers: N,*						
			Dilution Factor: 5						
			Analysis Time..: 11:17		Instrument ID..: TRACEICP		Analyst ID.....: 022952		
			MS Run #.....: 8246185						
Manganese									
	1460	50.0	1410 NC	mg/kg			SW846 6010B	09/02-09/04/08	KV3X91DA
	1460	50.0	1500 NC	mg/kg			SW846 6010B	09/02-09/04/08	KV3X91DC
			Dilution Factor: 5						
			Analysis Time..: 11:17		Instrument ID..: TRACEICP		Analyst ID.....: 022952		
			MS Run #.....: 8246185						
Sodium									
	ND	5000	4380	mg/kg	88		SW846 6010B	09/02-09/04/08	KV3X91DD
	ND	5000	4300	mg/kg	86	1.8	SW846 6010B	09/02-09/04/08	KV3X91DE
			Dilution Factor: 5						
			Analysis Time..: 11:17		Instrument ID..: TRACEICP		Analyst ID.....: 022952		
			MS Run #.....: 8246185						
Nickel									
	38.7	50.0	86.0	mg/kg	95		SW846 6010B	09/02-09/04/08	KV3X91DF
	38.7	50.0	88.7	mg/kg	100	3.0	SW846 6010B	09/02-09/04/08	KV3X91DG
			Dilution Factor: 5						
			Analysis Time..: 11:17		Instrument ID..: TRACEICP		Analyst ID.....: 022952		
			MS Run #.....: 8246185						
Lead									
	8.2	50.0	52.3	mg/kg	88		SW846 6010B	09/02-09/04/08	KV3X91DH
	8.2	50.0	51.7	mg/kg	87	1.2	SW846 6010B	09/02-09/04/08	KV3X91DJ
			Dilution Factor: 5						
			Analysis Time..: 11:17		Instrument ID..: TRACEICP		Analyst ID.....: 022952		
			MS Run #.....: 8246185						
Selenium									
	ND	200	168	mg/kg	84		SW846 6010B	09/02-09/04/08	KV3X91DK
	ND	200	167	mg/kg	83	0.89	SW846 6010B	09/02-09/04/08	KV3X91DL
			Dilution Factor: 5						
			Analysis Time..: 11:17		Instrument ID..: TRACEICP		Analyst ID.....: 022952		
			MS Run #.....: 8246185						

(Continued on next page)

MATRIX SPIKE SAMPLE DATA REPORT

TOTAL Metals

Client Lot #...: C8H210225 **Matrix.....:** SOLID
Date Sampled...: 08/29/08 **Date Received..:** 08/30/08

PARAMETER	SAMPLE AMOUNT	SPIKE AMT	MEASRD AMOUNT	UNITS	PERCNT RECVRY	RPD	METHOD	PREPARATION-ANALYSIS DATE	WORK ORDER #
Thallium									
	ND	200	171	mg/kg	85		SW846 6010B	09/02-09/04/08	KV3X91DM
	ND	200	169	mg/kg	84	1.0	SW846 6010B	09/02-09/04/08	KV3X91DN
			Dilution Factor: 5						
			Analysis Time..: 11:17				Instrument ID..: TRACEICP	Analyst ID.....: 022952	
			MS Run #.....: 8246185						
Antimony									
	0.81	50.0	33.8 N	mg/kg	66		SW846 6010B	09/02-09/04/08	KV3X91DP
	0.81	50.0	33.3 N	mg/kg	65	1.4	SW846 6010B	09/02-09/04/08	KV3X91DQ
			Dilution Factor: 5						
			Analysis Time..: 11:17				Instrument ID..: TRACEICP	Analyst ID.....: 022952	
			MS Run #.....: 8246185						
Vanadium									
	24.7	50.0	66.4	mg/kg	83		SW846 6010B	09/02-09/04/08	KV3X91DR
	24.7	50.0	67.4	mg/kg	85	1.6	SW846 6010B	09/02-09/04/08	KV3X91DT
			Dilution Factor: 5						
			Analysis Time..: 11:17				Instrument ID..: TRACEICP	Analyst ID.....: 022952	
			MS Run #.....: 8246185						
Zinc									
	135	50.0	223 N	mg/kg	176		SW846 6010B	09/02-09/04/08	KV3X91DU
	135	50.0	180 *	mg/kg	90	21	SW846 6010B	09/02-09/04/08	KV3X91DV
			Dilution Factor: 5						
			Analysis Time..: 11:17				Instrument ID..: TRACEICP	Analyst ID.....: 022952	
			MS Run #.....: 8246185						

NOTE(S):

Calculations are performed before rounding to avoid round-off errors in calculated results.

Results and reporting limits have been adjusted for dry weight.

NC The recovery and/or RPD were not calculated.

N Spiked analyte recovery is outside stated control limits.

* Relative percent difference (RPD) is outside stated control limits.

MATRIX SPIKE SAMPLE DATA REPORT

TOTAL Metals

Client Lot #...: C8H210225 **Matrix.....:** SOLID
Date Sampled...: 08/18/08 **Date Received..:** 08/19/08

PARAMETER	SAMPLE AMOUNT	SPIKE AMT	MEASRD AMOUNT	UNITS	PERCNT RECVRY	RPD	METHOD	PREPARATION-ANALYSIS DATE	WORK ORDER #
MS Lot-Sample #: C8H190232-001 **Prep Batch #...:** 8242022									
								% Moisture.....: 16	
Mercury									
	1.7	0.198	1.80 NC	mg/kg			SW846 7471A	08/29/08	KVEE01C7
	1.7	0.198	2.52 NC	mg/kg			SW846 7471A	08/29/08	KVEE01C8

Dilution Factor: 1
Analysis Time..: 08:15 Instrument ID..: HGHYDRA Analyst ID.....: 031043
MS Run #.....: 8242014

NOTE(S):

Calculations are performed before rounding to avoid round-off errors in calculated results.

NC The recovery and/or RPD were not calculated.

TestAmerica Pittsburgh

Metals Data Reporting Form

Instrument Detection Limits

Instrument: ICPST **Units:** ppb

Element	Wavelength	Reporting Limit	MDL	Date of MDL
Aluminum	308.215	200.0	14.2	3/23/2007
Antimony	220.353	10.0	0.92	3/23/2007
Arsenic	189.042	10.0	2.3	3/23/2007
Barium	493.409	200.0	0.36	3/23/2007
Beryllium	313.042	4.0	0.31	3/23/2007
Cadmium	226.502	5.0	0.47	3/23/2007
Calcium	317.933	6000.0	251	3/23/2007
Chromium	267.716	5.0	0.82	3/23/2007
Cobalt	228.616	50.0	0.43	3/23/2007
Copper	324.753	25.0	1.4	3/23/2007
Iron	271.441	100.0	30.0	3/23/2007
Lead	220.353	3.0	1.6	3/23/2007
Magnesium	279.078	5000.0	13.1	3/23/2007
Manganese	257.610	15.0	0.27	3/23/2007
Nickel	231.604	40.0	1.0	3/23/2007
Potassium	766.491	5000.0	500	3/23/2007
Selenium	220.353	5.0	2.9	3/23/2007
Silver	328.068	200.0	0.37	3/23/2007
Sodium	330.232	5000.0	139	3/23/2007
Thallium	190.864	10.0	3.2	3/23/2007
Vanadium	292.402	50.0	2.6	3/23/2007
Zinc	213.856	20.0	3.5	3/23/2007

TestAmerica Pittsburgh

Metals Data Reporting Form

Instrument Detection Limits

Instrument: CVAA **Units:** ppb

Element	Wavelength	Reporting Limit	MDL	Date of MDL
Mercury	253.700	0.2	0.043	3/15/2007

TestAmerica Pittsburgh

Metals Data Reporting Form

Instrument Runlog

Instrument: ICPST **Chart Number:** T80903A.ARC

Start Date: 9/3/2008 **End Date:** 9/4/2008

Lab Sample Name	DF	Time of Analysis	Analytes																			
			AG	AL	AS	BA	BE	CA	CD	CO	CR	CU	FE	K_	MG	MN	NA	NI	PB	SB	SE	TL
STD1	1	9:02 AM	X	X	X	X	X	X	X	X	X	X	X	X	X	X	X	X				X
STD2	1	9:08 AM	X		X				X													X
STD3	1	9:13 AM		X				X					X	X	X		X					
STD4	1	9:19 AM				X	X			X	X	X				X		X				
ICV1-1	1	9:24 AM	X	X	X	X	X	X	X	X	X	X	X	X	X	X	X	X	X	X	X	X
ICB1	1	9:31 AM	X	X	X	X	X	X	X	X	X	X	X	X	X	X	X	X	X	X	X	X
CRA/RLV	1	9:36 AM	X	X	X	X	X	X	X	X	X	X	X	X	X	X	X	X	X	X	X	X
ICSA	1	9:42 AM	X	X	X	X	X	X	X	X	X	X	X	X	X	X	X	X	X	X	X	X
ICSAB	1	9:47 AM	X	X	X	X	X	X	X	X	X	X	X	X	X	X	X	X	X	X	X	X
CCV1-1	1	10:31 AM	X	X	X	X	X	X	X	X	X	X	X	X	X	X	X	X	X	X	X	X
CCB1	1	10:37 AM	X	X	X	X	X	X	X	X	X	X	X	X	X	X	X	X	X	X	X	X
CCV1-2	1	11:37 AM	X	X	X	X	X	X	X	X	X	X	X	X	X	X	X	X	X	X	X	X
CCB2	1	11:42 AM	X	X	X	X	X	X	X	X	X	X	X	X	X	X	X	X	X	X	X	X
CCV1-3	1	12:43 PM	X	X	X	X	X	X	X	X	X	X	X	X	X	X	X	X	X	X	X	X
CCB3	1	12:48 PM	X	X	X	X	X	X	X	X	X	X	X	X	X	X	X	X	X	X	X	X
CCV1-4	1	1:49 PM	X	X	X	X	X	X	X	X	X	X	X	X	X	X	X	X	X	X	X	X
CCB4	1	1:54 PM	X	X	X	X	X	X	X	X	X	X	X	X	X	X	X	X	X	X	X	X
CCV1-5	1	3:04 PM	X	X	X	X	X	X	X	X	X	X	X	X	X	X	X	X	X	X	X	X
CCB5	1	3:10 PM	X	X	X	X	X	X	X	X	X	X	X	X	X	X	X	X	X	X	X	X
CCV1-6	1	4:12 PM	X	X	X	X	X	X	X	X	X	X	X	X	X	X	X	X	X	X	X	X
CCB6	1	4:18 PM	X	X	X	X	X	X	X	X	X	X	X	X	X	X	X	X	X	X	X	X
CCV1-7	1	5:18 PM	X	X	X	X	X	X	X	X	X	X	X	X	X	X	X	X	X	X	X	X
CCB7	1	5:24 PM	X	X	X	X	X	X	X	X	X	X	X	X	X	X	X	X	X	X	X	X
CCV1-8	1	6:24 PM	X	X	X	X	X	X	X	X	X	X	X	X	X	X	X	X	X	X	X	X
CCB8	1	6:30 PM	X	X	X	X	X	X	X	X	X	X	X	X	X	X	X	X	X	X	X	X
CCV1-9	1	7:30 PM	X	X	X	X	X	X	X	X	X	X	X	X	X	X	X	X	X	X	X	X
CCB9	1	7:36 PM	X	X	X	X	X	X	X	X	X	X	X	X	X	X	X	X	X	X	X	X
CCV1-10	1	8:37 PM	X	X	X	X	X	X	X	X	X	X	X	X	X	X	X	X	X	X	X	X
CCB10	1	8:42 PM	X	X	X	X	X	X	X	X	X	X	X	X	X	X	X	X	X	X	X	X
KV5L5B	1	8:59 PM	X	X	X	X	X	X	X	X	X	X	X	X	X	X	X	X	X	X	X	X
KV5L5C	1	9:04 PM	X	X	X	X	X	X	X	X	X	X	X	X	X	X	X	X	X	X	X	X
CCV1-11	1	9:43 PM	X	X	X	X	X	X	X	X	X	X	X	X	X	X	X	X	X	X	X	X
CCB11	1	9:48 PM	X	X	X	X	X	X	X	X	X	X	X	X	X	X	X	X	X	X	X	X
KVJKM	1	10:05 PM	X	X	X	X	X	X	X	X	X	X	X	X	X	X	X	X	X	X	X	X
KVJL0	1	10:10 PM	X	X	X	X	X	X	X	X	X	X	X	X	X	X	X	X	X	X	X	X
KVJL4	1	10:16 PM	X	X	X	X	X	X	X	X	X	X	X	X	X	X	X	X	X	X	X	X
KVJL6	1	10:21 PM	X	X	X	X	X	X	X	X	X	X	X	X	X	X	X	X	X	X	X	X
KVJLJ	1	10:27 PM	X	X	X	X	X	X	X	X	X	X	X	X	X	X	X	X	X	X	X	X
KVJLP	1	10:32 PM	X	X	X	X	X	X	X	X	X	X	X	X	X	X	X	X	X	X	X	X
KVJLR	1	10:38 PM	X	X	X	X	X	X	X	X	X	X	X	X	X	X	X	X	X	X	X	X
KVJLV	1	10:43 PM	X	X	X	X	X	X	X	X	X	X	X	X	X	X	X	X	X	X	X	X

TestAmerica Pittsburgh

Metals Data Reporting Form

Instrument Runlog

Instrument: ICPST **Chart Number:** T80903A.ARC

Start Date: 9/3/2008 **End Date:** 9/4/2008

Lab Sample Name	DF	Time of Analysis	Analytes																								
			AG	AL	AS	BA	BE	CA	CD	CO	CR	CU	FE	K_	MG	MN	NA	NI	PB	SB	SE	TL					
CCV1-12	1	10:49 PM	X	X	X	X	X	X	X	X	X	X	X	X	X	X	X	X	X	X	X	X					
CCB12	1	10:55 PM	X	X	X	X	X	X	X	X	X	X	X	X	X	X	X	X	X	X	X	X					
KVJLX	1	11:00 PM	X	X	X	X	X	X	X	X	X	X	X	X	X	X	X	X	X	X	X	X					
KVJMC	1	11:06 PM	X	X	X	X	X	X	X	X	X	X	X	X	X	X	X	X	X	X	X	X					
KVJME	1	11:11 PM	X	X	X	X	X	X	X	X	X	X	X	X	X	X	X	X	X	X	X	X					
CCV1-13	1	11:55 PM	X	X	X	X	X	X	X	X	X	X	X	X	X	X	X	X	X	X	X	X					
CCB13	1	12:01 AM	X	X	X	X	X	X	X	X	X	X	X	X	X	X	X	X	X	X	X	X					

TestAmerica Pittsburgh

Metals Data Reporting Form

Instrument Runlog

Instrument: ICPST **Chart Number:** T80903A.ARC

Start Date: 9/3/2008 **End Date:** 9/4/2008

Lab Sample Name	DF	Time of Analysis	Analytes																										
			V_	ZN																									
STD1	1	9:02 AM	X	X																									
STD4	1	9:19 AM	X	X																									
ICV1-1	1	9:24 AM	X	X																									
ICB1	1	9:31 AM	X	X																									
CRA/RLV	1	9:36 AM	X	X																									
ICSA	1	9:42 AM	X	X																									
ICSAB	1	9:47 AM	X	X																									
CCV1-1	1	10:31 AM	X	X																									
CCB1	1	10:37 AM	X	X																									
CCV1-2	1	11:37 AM	X	X																									
CCB2	1	11:42 AM	X	X																									
CCV1-3	1	12:43 PM	X	X																									
CCB3	1	12:48 PM	X	X																									
CCV1-4	1	1:49 PM	X	X																									
CCB4	1	1:54 PM	X	X																									
CCV1-5	1	3:04 PM	X	X																									
CCB5	1	3:10 PM	X	X																									
CCV1-6	1	4:12 PM	X	X																									
CCB6	1	4:18 PM	X	X																									
CCV1-7	1	5:18 PM	X	X																									
CCB7	1	5:24 PM	X	X																									
CCV1-8	1	6:24 PM	X	X																									
CCB8	1	6:30 PM	X	X																									
CCV1-9	1	7:30 PM	X	X																									
CCB9	1	7:36 PM	X	X																									
CCV1-10	1	8:37 PM	X	X																									
CCB10	1	8:42 PM	X	X																									
KV5L5B	1	8:59 PM	X	X																									
KV5L5C	1	9:04 PM	X	X																									
CCV1-11	1	9:43 PM	X	X																									
CCB11	1	9:48 PM	X	X																									
KVJKM	1	10:05 PM	X	X																									
KVJL0	1	10:10 PM	X	X																									
KVJL4	1	10:16 PM	X	X																									
KVJL6	1	10:21 PM	X	X																									
KVJLJ	1	10:27 PM	X	X																									
KVJLP	1	10:32 PM	X	X																									
KVJLR	1	10:38 PM	X	X																									
KVJLV	1	10:43 PM	X	X																									
CCV1-12	1	10:49 PM	X	X																									
CCB12	1	10:55 PM	X	X																									

TestAmerica Pittsburgh

Metals Data Reporting Form

Instrument Runlog

Instrument: ICPST **Chart Number:** T80903A.ARC

Start Date: 9/3/2008 **End Date:** 9/4/2008

Lab Sample Name	DF	Time of Analysis	Analytes																									
			V_	ZN																								
KVJLX	1	11:00 PM	X	X																								
KVJMC	1	11:06 PM	X	X																								
KVJME	1	11:11 PM	X	X																								
CCV1-13	1	11:55 PM	X	X																								
CCB13	1	12:01 AM	X	X																								

TETRA TECH NUS

TO: D. MURALI **DATE:** SEPTEMBER 20, 2008

FROM: MEGAN RITCHIE **COPIES:** FILE

SUBJECT: **ORGANIC DATA VALIDATION – VOLATILES AND SEMIVOLATILES**
Lockheed Martin - Strawberry Point Phase II
SDG NO. C8H230185

SAMPLES: **6/Aqueous/**

WP/SB-2	WP/SB-10
WP/SB-7	WP/SB-11
WP/SB-3	WP-082208 Trip Blank

OVERVIEW

The sample set for the Lockheed Martin, Strawberry Point Phase II, SDG C8H230185 consists of five aqueous samples (designated WP/SB-) and one trip blank (designated WP-082208 Trip Blank). All samples were analyzed for target compound list (TCL) Volatile Organic Compounds (VOCs) and Semivolatile Organic Compounds (SVOCs) except sample WP/SB-11 and the trip blank which were analyzed for VOCs only. No field duplicates were included in this sample set.

The samples were collected by Tetra Tech NUS on August 22, 2008 and analyzed by Test America laboratory of Pittsburgh, Pennsylvania.

All analyses were conducted using SW-846 Methods 8260B for VOCs and 8270C for SVOCs.

SUMMARY

All analytes were successfully analyzed. The findings offered in this report are based upon a general review of all available data including data completeness, holding times until analysis, GC/MS tuning and calibration data, laboratory and field quality control blank results, system monitoring compound recoveries, matrix spike/matrix spike duplicate results, laboratory control spike/spike duplicate results, internal standards performance, compound identification, and compound quantitation.

Areas of concern with respect to data quality are listed below as follows:

MAJOR PROBLEMS

- None.

MINOR PROBLEMS

- Positive results at concentrations less than the Quantitation Limits (QLs) were qualified as estimated (J).

Notes

Methylene chloride was detected in the trip blank. No action was taken because there were no positive results for methylene chloride in the associated samples.

The initial calibration for 2,4-dinitrophenol exhibited a relative standard deviation (RSD) exceeding the QC limit of ±30%. No action was taken because there were no positive results for this compound.

The continuing calibration for several compounds exhibited %Ds exceeding the QC limit of ±25%. No action was taken because there were no positive results for these compounds.

EXECUTIVE SUMMARY

Laboratory Performance: Initial calibration RSD exceeded the QC limit for one SVOC compound. Continuing calibration %Ds exceeded the QC limit for several compounds.

Other Factors Affecting Data Quality: Methylene chloride was detected in the trip blank.

The data for these analyses were reviewed with reference to the EPA "Functional Guidelines for Organic Data Review", as amended for use within EPA Region 3 (9/94).

The text of this report has been formatted to address only those problem areas affecting data quality.

"I attest that the data referenced herein were validated according to the agreed upon validation criteria as specified in the Functional Guidelines and the Quality Assurance Project Plan (QAPjP)."

Megan Ritchie
Chemist

Tetra Tech NUS, Inc.
Joseph A. Samchuck
Data Validation Quality Assurance Officer

Attachments:

1. Appendix A - Qualified Analytical Results
2. Appendix B - Results as Reported by the Laboratory
3. Appendix C - Support Documentation

Qualifier Codes:

a	=	Lab Blank Contamination
b	=	Field Blank Contamination
c	=	Calibration (i.e., %RSDs, %Ds, ICVs, CCVs, RPDs, RRFs, etc.) Noncompliance
d	=	MS/MSD Noncompliance
e	=	LSC/LSCD Noncompliance
f	=	Laboratory Duplicate Imprecision
g	=	Field Duplicate Imprecision
h	=	Holding Time Exceedance
i	=	ICP Serial Dilution Noncompliance
j	=	GFAA PDS – GFAA MSA's r<0.995 (correlation coefficient)
k	=	ICP Interference – include ICSAB %Rs
l	=	Instrument Calibration Range Exceedance
m	=	Sample Preservation
n	=	Internal Standard Noncompliance
o	=	Poor Instrument Performance (i.e. baseline drifting)
p	=	Uncertainty Near Detection Limit (<2 x IDL for inorganics and < CRQL for organics)
q	=	Other Problems (can encompass of number of issues)
r	=	Surrogates Recovery Noncompliance
s	=	Pesticide/PCB Resolution
t	=	% Breakdown Noncompliance for DDT and Endrin
u	=	Pesticide/PCB % Difference Between Columns for Positive Results
v	=	Non-linear Calibrations, Tuning r <0.995 (correlation coefficient)

APPENDIX A

Qualified Analytical Results

PROJ_NO: 01659

SDG: C8H230185 MEDIA: WATER DATA FRACTION: OV

nsample	WP/SB-10
samp_date	8/22/2008
lab_id	C8H230185004
qc_type	NM
units	UG/L
Pct_Solids	
DUP_OF:	

Parameter	Result	Val Qual	Qual Code
1,1,1-TRICHLOROETHANE	5	U	
1,1,2,2-TETRACHLOROETHANE	5	U	
1,1,2-TRICHLOROETHANE	5	U	
1,1,2-TRICHLOROTRIFLUOROETHANE	5	U	
1,1-DICHLOROETHANE	5	U	
1,1-DICHLOROETHENE	5	U	
1,2,4-TRICHLOROBENZENE	5	U	
1,2-DIBROMO-3-CHLOROPROPANE	5	U	
1,2-DIBROMOETHANE	5	U	
1,2-DICHLOROBENZENE	5	U	
1,2-DICHLOROETHANE	5	U	
1,2-DICHLOROPROPANE	5	U	
1,3-DICHLOROBENZENE	5	U	
1,4-DICHLOROBENZENE	5	U	
2-BUTANONE	5	U	
2-HEXANONE	5	U	
4-METHYL-2-PENTANONE	5	U	
ACETONE	20	U	
BENZENE	5	U	
BROMODICHLOROMETHANE	5	U	
BROMOFORM	5	U	
BROMOMETHANE	5	U	
CARBON DISULFIDE	5	U	
CARBON TETRACHLORIDE	5	U	
CHLOROBENZENE	5	U	
CHLORODIBROMOMETHANE	5	U	
CHLOROETHANE	5	U	
CHLOROFORM	5	U	
CHLOROMETHANE	5	U	
CIS-1,2-DICHLOROETHENE	5	U	
CIS-1,3-DICHLOROPROPENE	5	U	
CYCLOHEXANE	5	U	

nsample	WP/SB-10
samp_date	8/22/2008
lab_id	C8H230185004
qc_type	NM
units	UG/L
Pct_Solids	
DUP_OF:	

Parameter	Result	Val Qual	Qual Code
DICHLORODIFLUOROMETHANE	5	U	
ETHYLBENZENE	5	U	
ISOPROPYLBENZENE	5	U	
METHYL ACETATE	5	U	
METHYL CYCLOHEXANE	5	U	
METHYL TERT-BUTYL ETHER	5	U	
METHYLENE CHLORIDE	5	U	
STYRENE	5	U	
TETRACHLOROETHENE	5	U	
TOLUENE	5	U	
TOTAL XYLENES	15	U	
TRANS-1,2-DICHLOROETHENE	5	U	
TRANS-1,3-DICHLOROPROPENE	5	U	
TRICHLOROETHENE	5	U	
TRICHLOROFLUOROMETHANE	5	U	
VINYL CHLORIDE	5	U	

nsample	WP/SB-11
samp_date	8/22/2008
lab_id	C8H230185005
qc_type	NM
units	UG/L
Pct_Solids	
DUP_OF:	

Parameter	Result	Val Qual	Qual Code
1,1,1-TRICHLOROETHANE	5	U	
1,1,2,2-TETRACHLOROETHANE	5	U	
1,1,2-TRICHLOROETHANE	5	U	
1,1,2-TRICHLOROTRIFLUOROETHANE	5	U	
1,1-DICHLOROETHANE	5	U	
1,1-DICHLOROETHENE	5	U	
1,2,4-TRICHLOROBENZENE	5	U	
1,2-DIBROMO-3-CHLOROPROPANE	5	U	
1,2-DIBROMOETHANE	5	U	
1,2-DICHLOROBENZENE	5	U	
1,2-DICHLOROETHANE	5	U	
1,2-DICHLOROPROPANE	5	U	
1,3-DICHLOROBENZENE	5	U	
1,4-DICHLOROBENZENE	5	U	
2-BUTANONE	5	U	
2-HEXANONE	5	U	
4-METHYL-2-PENTANONE	5	U	
ACETONE	20	U	
BENZENE	5	U	
BROMODICHLOROMETHANE	5	U	
BROMOFORM	5	U	
BROMOMETHANE	5	U	
CARBON DISULFIDE	5	U	
CARBON TETRACHLORIDE	5	U	
CHLOROBENZENE	5	U	
CHLORODIBROMOMETHANE	5	U	
CHLOROETHANE	5	U	
CHLOROFORM	5	U	
CHLOROMETHANE	5	U	
CIS-1,2-DICHLOROETHENE	5	U	
CIS-1,3-DICHLOROPROPENE	5	U	
CYCLOHEXANE	5	U	

PROJ_NO: 01659

SDG: C8H230185 MEDIA: WATER DATA FRACTION: OV

nsample	WP/SB-11
samp_date	8/22/2008
lab_id	C8H230185005
qc_type	NM
units	UG/L
Pct_Solids	
DUP_OF:	

Parameter	Result	Val Qual	Qual Code
DICHLORODIFLUOROMETHANE	5	U	
ETHYLBENZENE	5	U	
ISOPROPYLBENZENE	5	U	
METHYL ACETATE	5	U	
METHYL CYCLOHEXANE	5	U	
METHYL TERT-BUTYL ETHER	5	U	
METHYLENE CHLORIDE	5	U	
STYRENE	5	U	
TETRACHLOROETHENE	5	U	
TOLUENE	12		
TOTAL XYLENES	15	U	
TRANS-1,2-DICHLOROETHENE	5	U	
TRANS-1,3-DICHLOROPROPENE	5	U	
TRICHLOROETHENE	5	U	
TRICHLOROFLUOROMETHANE	5	U	
VINYL CHLORIDE	5	U	

nsample	WP/SB-2
samp_date	8/22/2008
lab_id	C8H230185001
qc_type	NM
units	UG/L
Pct_Solids	
DUP_OF:	

Parameter	Result	Val Qual	Qual Code
1,1,1-TRICHLOROETHANE	5	U	
1,1,2,2-TETRACHLOROETHANE	5	U	
1,1,2-TRICHLOROETHANE	5	U	
1,1,2-TRICHLOROTRIFLUOROETHANE	5	U	
1,1-DICHLOROETHANE	5	U	
1,1-DICHLOROETHENE	5	U	
1,2,4-TRICHLOROBENZENE	5	U	
1,2-DIBROMO-3-CHLOROPROPANE	5	U	
1,2-DIBROMOETHANE	5	U	
1,2-DICHLOROBENZENE	5	U	
1,2-DICHLOROETHANE	5	U	
1,2-DICHLOROPROPANE	5	U	
1,3-DICHLOROBENZENE	5	U	
1,4-DICHLOROBENZENE	5	U	
2-BUTANONE	5	U	
2-HEXANONE	5	U	
4-METHYL-2-PENTANONE	5	U	
ACETONE	20	U	
BENZENE	5	U	
BROMODICHLOROMETHANE	5	U	
BROMOFORM	5	U	
BROMOMETHANE	5	U	
CARBON DISULFIDE	5	U	
CARBON TETRACHLORIDE	5	U	
CHLOROBENZENE	5	U	
CHLORODIBROMOMETHANE	5	U	
CHLOROETHANE	5	U	
CHLOROFORM	5	U	
CHLOROMETHANE	5	U	
CIS-1,2-DICHLOROETHENE	5	U	
CIS-1,3-DICHLOROPROPENE	5	U	
CYCLOHEXANE	5	U	

nsample	WP/SB-2
samp_date	8/22/2008
lab_id	C8H230185001
qc_type	NM
units	UG/L
Pct_Solids	
DUP_OF:	

Parameter	Result	Val Qual	Qual Code
DICHLORODIFLUOROMETHANE	5	U	
ETHYLBENZENE	5	U	
ISOPROPYLBENZENE	5	U	
METHYL ACETATE	5	U	
METHYL CYCLOHEXANE	5	U	
METHYL TERT-BUTYL ETHER	5	U	
METHYLENE CHLORIDE	5	U	
STYRENE	5	U	
TETRACHLOROETHENE	5	U	
TOLUENE	5	U	
TOTAL XYLENES	15	U	
TRANS-1,2-DICHLOROETHENE	5	U	
TRANS-1,3-DICHLOROPROPENE	5	U	
TRICHLOROETHENE	5	U	
TRICHLOROFLUOROMETHANE	5	U	
VINYL CHLORIDE	5	U	

PROJ_NO: 01659

SDG: C8H230185 MEDIA: WATER DATA FRACTION: OV

nsample	WP/SB-3
samp_date	8/22/2008
lab_id	C8H230185003
qc_type	NM
units	UG/L
Pct_Solids	
DUP_OF:	

Parameter	Result	Val Qual	Qual Code
1,1,1-TRICHLOROETHANE	5	U	
1,1,2,2-TETRACHLOROETHANE	5	U	
1,1,2-TRICHLOROETHANE	5	U	
1,1,2-TRICHLOROTRIFLUOROETHANE	5	U	
1,1-DICHLOROETHANE	5	U	
1,1-DICHLOROETHENE	5	U	
1,2,4-TRICHLOROBENZENE	5	U	
1,2-DIBROMO-3-CHLOROPROPANE	5	U	
1,2-DIBROMOETHANE	5	U	
1,2-DICHLOROBENZENE	5	U	
1,2-DICHLOROETHANE	5	U	
1,2-DICHLOROPROPANE	5	U	
1,3-DICHLOROBENZENE	5	U	
1,4-DICHLOROBENZENE	5	U	
2-BUTANONE	5	U	
2-HEXANONE	5	U	
4-METHYL-2-PENTANONE	5	U	
ACETONE	20	U	
BENZENE	5	U	
BROMODICHLOROMETHANE	5	U	
BROMOFORM	5	U	
BROMOMETHANE	5	U	
CARBON DISULFIDE	5	U	
CARBON TETRACHLORIDE	5	U	
CHLOROBENZENE	5	U	
CHLORODIBROMOMETHANE	5	U	
CHLOROETHANE	5	U	
CHLOROFORM	5	U	
CHLOROMETHANE	5	U	
CIS-1,2-DICHLOROETHENE	5	U	
CIS-1,3-DICHLOROPROPENE	5	U	
CYCLOHEXANE	5	U	

nsample	WP/SB-3
samp_date	8/22/2008
lab_id	C8H230185003
qc_type	NM
units	UG/L
Pct_Solids	
DUP_OF:	

Parameter	Result	Val Qual	Qual Code
DICHLORODIFLUOROMETHANE	5	U	
ETHYLBENZENE	5	U	
ISOPROPYLBENZENE	5	U	
METHYL ACETATE	5	U	
METHYL CYCLOHEXANE	5	U	
METHYL TERT-BUTYL ETHER	5	U	
METHYLENE CHLORIDE	5	U	
STYRENE	5	U	
TETRACHLOROETHENE	5	U	
TOLUENE	5	U	
TOTAL XYLENES	15	U	
TRANS-1,2-DICHLOROETHENE	5	U	
TRANS-1,3-DICHLOROPROPENE	5	U	
TRICHLOROETHENE	5	U	
TRICHLOROFLUOROMETHANE	5	U	
VINYL CHLORIDE	5	U	

nsample	WP/SB-7
samp_date	8/22/2008
lab_id	C8H230185002
qc_type	NM
units	UG/L
Pct_Solids	
DUP_OF:	

Parameter	Result	Val Qual	Qual Code
1,1,1-TRICHLOROETHANE	5	U	
1,1,2,2-TETRACHLOROETHANE	5	U	
1,1,2-TRICHLOROETHANE	5	U	
1,1,2-TRICHLOROTRIFLUOROETHANE	5	U	
1,1-DICHLOROETHANE	5	U	
1,1-DICHLOROETHENE	5	U	
1,2,4-TRICHLOROBENZENE	5	U	
1,2-DIBROMO-3-CHLOROPROPANE	5	U	
1,2-DIBROMOETHANE	5	U	
1,2-DICHLOROBENZENE	5	U	
1,2-DICHLOROETHANE	5	U	
1,2-DICHLOROPROPANE	5	U	
1,3-DICHLOROBENZENE	5	U	
1,4-DICHLOROBENZENE	5	U	
2-BUTANONE	5	U	
2-HEXANONE	5	U	
4-METHYL-2-PENTANONE	5	U	
ACETONE	20	U	
BENZENE	5	U	
BROMODICHLOROMETHANE	5	U	
BROMOFORM	5	U	
BROMOMETHANE	5	U	
CARBON DISULFIDE	5	U	
CARBON TETRACHLORIDE	5	U	
CHLOROBENZENE	5	U	
CHLORODIBROMOMETHANE	5	U	
CHLOROETHANE	5	U	
CHLOROFORM	5	U	
CHLOROMETHANE	5	U	
CIS-1,2-DICHLOROETHENE	5	U	
CIS-1,3-DICHLOROPROPENE	5	U	
CYCLOHEXANE	5	U	

PROJ_NO: 01659

SDG: C8H230185 MEDIA: WATER DATA FRACTION: OV

nsample	WP/SB-7
samp_date	8/22/2008
lab_id	C8H230185002
qc_type	NM
units	UG/L
Pct_Solids	
DUP_OF:	

Parameter	Result	Val Qual	Qual Code
DICHLORODIFLUOROMETHANE	5	U	
ETHYLBENZENE	5	U	
ISOPROPYLBENZENE	5	U	
METHYL ACETATE	5	U	
METHYL CYCLOHEXANE	5	U	
METHYL TERT-BUTYL ETHER	5	U	
METHYLENE CHLORIDE	5	U	
STYRENE	5	U	
TETRACHLOROETHENE	5	U	
TOLUENE	5	U	
TOTAL XYLENES	15	U	
TRANS-1,2-DICHLOROETHENE	5	U	
TRANS-1,3-DICHLOROPROPENE	5	U	
TRICHLOROETHENE	5	U	
TRICHLOROFLUOROMETHANE	5	U	
VINYL CHLORIDE	5	U	

nsample	WP-082208 TRIP BLANK
samp_date	8/22/2008
lab_id	C8H230185006
qc_type	TB
units	UG/L
Pct_Solids	
DUP_OF:	

Parameter	Result	Val Qual	Qual Code
1,1,1-TRICHLOROETHANE	5	U	
1,1,2,2-TETRACHLOROETHANE	5	U	
1,1,2-TRICHLOROETHANE	5	U	
1,1,2-TRICHLOROTRIFLUOROETHANE	5	U	
1,1-DICHLOROETHANE	5	U	
1,1-DICHLOROETHENE	5	U	
1,2,4-TRICHLOROBENZENE	5	U	
1,2-DIBROMO-3-CHLOROPROPANE	5	U	
1,2-DIBROMOETHANE	5	U	
1,2-DICHLOROBENZENE	5	U	
1,2-DICHLOROETHANE	5	U	
1,2-DICHLOROPROPANE	5	U	
1,3-DICHLOROBENZENE	5	U	
1,4-DICHLOROBENZENE	5	U	
2-BUTANONE	5	U	
2-HEXANONE	5	U	
4-METHYL-2-PENTANONE	5	U	
ACETONE	20	U	
BENZENE	5	U	
BROMODICHLOROMETHANE	5	U	
BROMOFORM	5	U	
BROMOMETHANE	5	U	
CARBON DISULFIDE	5	U	
CARBON TETRACHLORIDE	5	U	
CHLOROBENZENE	5	U	
CHLORODIBROMOMETHANE	5	U	
CHLOROETHANE	5	U	
CHLOROFORM	5	U	
CHLOROMETHANE	5	U	
CIS-1,2-DICHLOROETHENE	5	U	
CIS-1,3-DICHLOROPROPENE	5	U	
CYCLOHEXANE	5	U	

nsample	WP-082208 TRIP BLANK
samp_date	8/22/2008
lab_id	C8H230185006
qc_type	TB
units	UG/L
Pct_Solids	
DUP_OF:	

Parameter	Result	Val Qual	Qual Code
DICHLORODIFLUOROMETHANE	5	U	
ETHYLBENZENE	5	U	
ISOPROPYLBENZENE	5	U	
METHYL ACETATE	5	U	
METHYL CYCLOHEXANE	5	U	
METHYL TERT-BUTYL ETHER	5	U	
METHYLENE CHLORIDE	5.3		
STYRENE	5	U	
TETRACHLOROETHENE	5	U	
TOLUENE	5	U	
TOTAL XYLENES	15	U	
TRANS-1,2-DICHLOROETHENE	5	U	
TRANS-1,3-DICHLOROPROPENE	5	U	
TRICHLOROETHENE	5	U	
TRICHLOROFLUOROMETHANE	5	U	
VINYL CHLORIDE	5	U	

PROJ_NO: 01659

SDG: C8H230185 MEDIA: WATER DATA FRACTION: OS

nsample	WP/SB-10
samp_date	8/22/2008
lab_id	C8H230185004
qc_type	NM
units	UG/L
Pct_Solids	
DUP_OF:	

Parameter	Result	Val Qual	Qual Code
1,1-BIPHENYL	9.6	U	
2,2'-OXYBIS(1-CHLOROPROPANE)	9.6	U	
2,4,5-TRICHLOROPHENOL	9.6	U	
2,4,6-TRICHLOROPHENOL	9.6	U	
2,4-DICHLOROPHENOL	9.6	U	
2,4-DIMETHYLPHENOL	9.6	U	
2,4-DINITROPHENOL	48	U	
2,4-DINITROTOLUENE	9.6	U	
2,6-DINITROTOLUENE	9.6	U	
2-CHLORONAPHTHALENE	9.6	U	
2-CHLOROPHENOL	9.6	U	
2-METHYLNAPHTHALENE	9.6	U	
2-METHYLPHENOL	9.6	U	
2-NITROANILINE	48	U	
2-NITROPHENOL	9.6	U	
3,3'-DICHLOROBENZIDINE	48	U	
3-NITROANILINE	48	U	
4,6-DINITRO-2-METHYLPHENOL	48	U	
4-BROMOPHENYL PHENYL ETHER	9.6	U	
4-CHLORO-3-METHYLPHENOL	9.6	U	
4-CHLOROANILINE	9.6	U	
4-CHLOROPHENYL PHENYL ETHER	9.6	U	
4-METHYLPHENOL	9.6	U	
4-NITROANILINE	48	U	
4-NITROPHENOL	48	U	
ACENAPHTHENE	9.6	U	
ACENAPHTHYLENE	9.6	U	
ACETOPHENONE	9.6	U	
ANTHRACENE	9.6	U	
ATRAZINE	9.6	U	
BENZALDEHYDE	9.6	U	
BENZO(A)ANTHRACENE	9.6	U	

nsample	WP/SB-10
samp_date	8/22/2008
lab_id	C8H230185004
qc_type	NM
units	UG/L
Pct_Solids	
DUP_OF:	

Parameter	Result	Val Qual	Qual Code
BENZO(A)PYRENE	9.6	U	
BENZO(B)FLUORANTHENE	9.6	U	
BENZO(G,H,I)PERYLENE	9.6	U	
BENZO(K)FLUORANTHENE	9.6	U	
BIS(2-CHLOROETHOXY)METHANE	9.6	U	
BIS(2-CHLOROETHYL)ETHER	9.6	U	
BIS(2-ETHYLHEXYL)PHTHALATE	9.6	U	
BUTYL BENZYL PHTHALATE	9.6	U	
CAPROLACTAM	9.6	U	
CARBAZOLE	9.6	U	
CHRYSENE	9.6	U	
DIBENZO(A,H)ANTHRACENE	9.6	U	
DIBENZOFURAN	9.6	U	
DIETHYL PHTHALATE	9.6	U	
DIMETHYL PHTHALATE	9.6	U	
DI-N-BUTYL PHTHALATE	9.6	U	
DI-N-OCTYL PHTHALATE	9.6	U	
FLUORANTHENE	9.6	U	
FLUORENE	9.6	U	
HEXACHLOROBENZENE	9.6	U	
HEXACHLOROBUTADIENE	9.6	U	
HEXACHLOROCYCLOPENTADIENE	48	U	
HEXACHLOROETHANE	9.6	U	
INDENO(1,2,3-CD)PYRENE	9.6	U	
ISOPHORONE	9.6	U	
NAPHTHALENE	9.6	U	
NITROBENZENE	9.6	U	
N-NITROSO-DI-N-PROPYLAMINE	9.6	U	
N-NITROSODIPHENYLAMINE	9.6	U	
PENTACHLOROPHENOL	48	U	
PHENANTHRENE	9.6	U	
PHENOL	9.6	U	

nsample	WP/SB-10
samp_date	8/22/2008
lab_id	C8H230185004
qc_type	NM
units	UG/L
Pct_Solids	
DUP_OF:	

Parameter	Result	Val Qual	Qual Code
PYRENE	9.6	U	

PROJ_NO: 01659

SDG: C8H230185 MEDIA: WATER DATA FRACTION: OS

nsample	WP/SB-2
samp_date	8/22/2008
lab_id	C8H230185001
qc_type	NM
units	UG/L
Pct_Solids	
DUP_OF:	

Parameter	Result	Val Qual	Qual Code
1,1-BIPHENYL	9.7	U	
2,2'-OXYBIS(1-CHLOROPROPANE)	9.7	U	
2,4,5-TRICHLOROPHENOL	9.7	U	
2,4,6-TRICHLOROPHENOL	9.7	U	
2,4-DICHLOROPHENOL	9.7	U	
2,4-DIMETHYLPHENOL	9.7	U	
2,4-DINITROPHENOL	48	U	
2,4-DINITROTOLUENE	9.7	U	
2,6-DINITROTOLUENE	9.7	U	
2-CHLORONAPHTHALENE	9.7	U	
2-CHLOROPHENOL	9.7	U	
2-METHYLNAPHTHALENE	9.7	U	
2-METHYLPHENOL	9.7	U	
2-NITROANILINE	48	U	
2-NITROPHENOL	9.7	U	
3,3'-DICHLOROBENZIDINE	48	U	
3-NITROANILINE	48	U	
4,6-DINITRO-2-METHYLPHENOL	48	U	
4-BROMOPHENYL PHENYL ETHER	9.7	U	
4-CHLORO-3-METHYLPHENOL	9.7	U	
4-CHLOROANILINE	9.7	U	
4-CHLOROPHENYL PHENYL ETHER	9.7	U	
4-METHYLPHENOL	9.7	U	
4-NITROANILINE	48	U	
4-NITROPHENOL	48	U	
ACENAPHTHENE	2.9	J	P
ACENAPHTHYLENE	9.7	U	
ACETOPHENONE	9.7	U	
ANTHRACENE	9.7	U	
ATRAZINE	9.7	U	
BENZALDEHYDE	9.7	U	
BENZO(A)ANTHRACENE	1.9	J	P

nsample	WP/SB-2
samp_date	8/22/2008
lab_id	C8H230185001
qc_type	NM
units	UG/L
Pct_Solids	
DUP_OF:	

Parameter	Result	Val Qual	Qual Code
BENZO(A)PYRENE	1.7	J	P
BENZO(B)FLUORANTHENE	1.2	J	P
BENZO(G,H,I)PERYLENE	1.8	J	P
BENZO(K)FLUORANTHENE	1.8	J	P
BIS(2-CHLOROETHOXY)METHANE	9.7	U	
BIS(2-CHLOROETHYL)ETHER	9.7	U	
BIS(2-ETHYLHEXYL)PHTHALATE	2.4	J	P
BUTYL BENZYL PHTHALATE	9.7	U	
CAPROLACTAM	9.7	U	
CARBAZOLE	9.7	U	
CHRYSENE	2.3	J	P
DIBENZO(A,H)ANTHRACENE	2.6	J	P
DIBENZOFURAN	0.64	J	P
DIETHYL PHTHALATE	9.7	U	
DIMETHYL PHTHALATE	9.7	U	
DI-N-BUTYL PHTHALATE	9.7	U	
DI-N-OCTYL PHTHALATE	9.7	U	
FLUORANTHENE	0.73	J	P
FLUORENE	9.7	U	
HEXACHLOROBENZENE	9.7	U	
HEXACHLOROBUTADIENE	9.7	U	
HEXACHLOROCYCLOPENTADIENE	48	U	
HEXACHLOROETHANE	9.7	U	
INDENO(1,2,3-CD)PYRENE	1.7	J	P
ISOPHORONE	9.7	U	
NAPHTHALENE	1.4	J	P
NITROBENZENE	9.7	U	
N-NITROSO-DI-N-PROPYLAMINE	9.7	U	
N-NITROSODIPHENYLAMINE	9.7	U	
PENTACHLOROPHENOL	48	U	
PHENANTHRENE	0.55	J	P
PHENOL	9.7	U	

nsample	WP/SB-2
samp_date	8/22/2008
lab_id	C8H230185001
qc_type	NM
units	UG/L
Pct_Solids	
DUP_OF:	

Parameter	Result	Val Qual	Qual Code
PYRENE	0.69	J	P

PROJ_NO: 01659

SDG: C8H230185 MEDIA: WATER DATA FRACTION: OS

nsample	WP/SB-3
samp_date	8/22/2008
lab_id	C8H230185003
qc_type	NM
units	UG/L
Pct_Solids	
DUP_OF:	

Parameter	Result	Val Qual	Qual Code
1,1-BIPHENYL	9.5	U	
2,2'-OXYBIS(1-CHLOROPROPANE)	9.5	U	
2,4,5-TRICHLOROPHENOL	9.5	U	
2,4,6-TRICHLOROPHENOL	9.5	U	
2,4-DICHLOROPHENOL	9.5	U	
2,4-DIMETHYLPHENOL	9.5	U	
2,4-DINITROPHENOL	48	U	
2,4-DINITROTOLUENE	9.5	U	
2,6-DINITROTOLUENE	9.5	U	
2-CHLORONAPHTHALENE	9.5	U	
2-CHLOROPHENOL	9.5	U	
2-METHYLNAPHTHALENE	9.5	U	
2-METHYLPHENOL	9.5	U	
2-NITROANILINE	48	U	
2-NITROPHENOL	9.5	U	
3,3'-DICHLOROBENZIDINE	48	U	
3-NITROANILINE	48	U	
4,6-DINITRO-2-METHYLPHENOL	48	U	
4-BROMOPHENYL PHENYL ETHER	9.5	U	
4-CHLORO-3-METHYLPHENOL	9.5	U	
4-CHLOROANILINE	9.5	U	
4-CHLOROPHENYL PHENYL ETHER	9.5	U	
4-METHYLPHENOL	9.5	U	
4-NITROANILINE	48	U	
4-NITROPHENOL	48	U	
ACENAPHTHENE	9.5	U	
ACENAPHTHYLENE	9.5	U	
ACETOPHENONE	9.5	U	
ANTHRACENE	9.5	U	
ATRAZINE	9.5	U	
BENZALDEHYDE	9.5	U	
BENZO(A)ANTHRACENE	9.5	U	

nsample	WP/SB-3
samp_date	8/22/2008
lab_id	C8H230185003
qc_type	NM
units	UG/L
Pct_Solids	
DUP_OF:	

Parameter	Result	Val Qual	Qual Code
BENZO(A)PYRENE	9.5	U	
BENZO(B)FLUORANTHENE	9.5	U	
BENZO(G,H,I)PERYLENE	9.5	U	
BENZO(K)FLUORANTHENE	9.5	U	
BIS(2-CHLOROETHOXY)METHANE	9.5	U	
BIS(2-CHLOROETHYL)ETHER	9.5	U	
BIS(2-ETHYLHEXYL)PHTHALATE	9.5	U	
BUTYL BENZYL PHTHALATE	9.5	U	
CAPROLACTAM	9.5	U	
CARBAZOLE	9.5	U	
CHRYSENE	9.5	U	
DIBENZO(A,H)ANTHRACENE	9.5	U	
DIBENZOFURAN	9.5	U	
DIETHYL PHTHALATE	9.5	U	
DIMETHYL PHTHALATE	9.5	U	
DI-N-BUTYL PHTHALATE	9.5	U	
DI-N-OCTYL PHTHALATE	9.5	U	
FLUORANTHENE	9.5	U	
FLUORENE	9.5	U	
HEXACHLOROBENZENE	9.5	U	
HEXACHLOROBUTADIENE	9.5	U	
HEXACHLOROCYCLOPENTADIENE	48	U	
HEXACHLOROETHANE	9.5	U	
INDENO(1,2,3-CD)PYRENE	9.5	U	
ISOPHORONE	9.5	U	
NAPHTHALENE	9.5	U	
NITROBENZENE	9.5	U	
N-NITROSO-DI-N-PROPYLAMINE	9.5	U	
N-NITROSODIPHENYLAMINE	9.5	U	
PENTACHLOROPHENOL	48	U	
PHENANTHRENE	9.5	U	
PHENOL	9.5	U	

nsample	WP/SB-3
samp_date	8/22/2008
lab_id	C8H230185003
qc_type	NM
units	UG/L
Pct_Solids	
DUP_OF:	

Parameter	Result	Val Qual	Qual Code
PYRENE	9.5	U	

PROJ_NO: 01659

SDG: C8H230185 MEDIA: WATER DATA FRACTION: OS

nsample	WP/SB-7	nsample	WP/SB-7	nsample	WP/SB-7
samp_date	8/22/2008	samp_date	8/22/2008	samp_date	8/22/2008
lab_id	C8H230185002	lab_id	C8H230185002	lab_id	C8H230185002
qc_type	NM	qc_type	NM	qc_type	NM
units	UG/L	units	UG/L	units	UG/L
Pct_Solids		Pct_Solids		Pct_Solids	
DUP_OF:		DUP_OF:		DUP_OF:	

Parameter	Result	Val Qual	Qual Code
1,1-BIPHENYL	9.8	U	
2,2'-OXYBIS(1-CHLOROPROPANE)	9.8	U	
2,4,5-TRICHLOROPHENOL	9.8	U	
2,4,6-TRICHLOROPHENOL	9.8	U	
2,4-DICHLOROPHENOL	9.8	U	
2,4-DIMETHYLPHENOL	9.8	U	
2,4-DINITROPHENOL	49	U	
2,4-DINITROTOLUENE	9.8	U	
2,6-DINITROTOLUENE	9.8	U	
2-CHLORONAPHTHALENE	9.8	U	
2-CHLOROPHENOL	9.8	U	
2-METHYLNAPHTHALENE	9.8	U	
2-METHYLPHENOL	9.8	U	
2-NITROANILINE	49	U	
2-NITROPHENOL	9.8	U	
3,3'-DICHLOROBENZIDINE	49	U	
3-NITROANILINE	49	U	
4,6-DINITRO-2-METHYLPHENOL	49	U	
4-BROMOPHENYL PHENYL ETHER	9.8	U	
4-CHLORO-3-METHYLPHENOL	9.8	U	
4-CHLOROANILINE	9.8	U	
4-CHLOROPHENYL PHENYL ETHER	9.8	U	
4-METHYLPHENOL	9.8	U	
4-NITROANILINE	49	U	
4-NITROPHENOL	49	U	
ACENAPHTHENE	9.8	U	
ACENAPHTHYLENE	9.8	U	
ACETOPHENONE	9.8	U	
ANTHRACENE	9.8	U	
ATRAZINE	9.8	U	
BENZALDEHYDE	9.8	U	
BENZO(A)ANTHRACENE	9.8	U	

Parameter	Result	Val Qual	Qual Code
BENZO(A)PYRENE	9.8	U	
BENZO(B)FLUORANTHENE	9.8	U	
BENZO(G,H,I)PERYLENE	9.8	U	
BENZO(K)FLUORANTHENE	9.8	U	
BIS(2-CHLOROETHOXY)METHANE	9.8	U	
BIS(2-CHLOROETHYL)ETHER	9.8	U	
BIS(2-ETHYLHEXYL)PHTHALATE	9.8	U	
BUTYL BENZYL PHTHALATE	9.8	U	
CAPROLACTAM	9.8	U	
CARBAZOLE	9.8	U	
CHRYSENE	9.8	U	
DIBENZO(A,H)ANTHRACENE	9.8	U	
DIBENZOFURAN	9.8	U	
DIETHYL PHTHALATE	9.8	U	
DIMETHYL PHTHALATE	9.8	U	
DI-N-BUTYL PHTHALATE	9.8	U	
DI-N-OCTYL PHTHALATE	9.8	U	
FLUORANTHENE	9.8	U	
FLUORENE	9.8	U	
HEXACHLOROBENZENE	9.8	U	
HEXACHLOROBUTADIENE	9.8	U	
HEXACHLOROCYCLOPENTADIENE	49	U	
HEXACHLOROETHANE	9.8	U	
INDENO(1,2,3-CD)PYRENE	9.8	U	
ISOPHORONE	9.8	U	
NAPHTHALENE	9.8	U	
NITROBENZENE	9.8	U	
N-NITROSO-DI-N-PROPYLAMINE	9.8	U	
N-NITROSODIPHENYLAMINE	9.8	U	
PENTACHLOROPHENOL	49	U	
PHENANTHRENE	9.8	U	
PHENOL	9.8	U	

Parameter	Result	Val Qual	Qual Code
PYRENE	9.8	U	

APPENDIX B

Results as Reported by the Laboratory

Tetra Tech NUS, Inc

Client Sample ID: WP/SB-10

GC/MS Volatiles

Lot-Sample #...:	C8H230185-004	**Work Order #...:**	KVN801AM	**Matrix.....:**	WATER
Date Sampled...:	08/22/08	**Date Received..:**	08/23/08	**MS Run #.....:**	8241341
Prep Date.....:	08/28/08	**Analysis Date..:**	08/28/08		
Prep Batch #...:	8241554	**Analysis Time..:**	23:00		
Dilution Factor:	1	**Initial Wgt/Vol:**	5 mL	**Final Wgt/Vol..:**	5 mL
Analyst ID.....:	403419	**Instrument ID..:**	HP5		
		Method.....:	SW846 8260B		

PARAMETER	RESULT	REPORTING LIMIT	UNITS	MDL
Acetone	ND	20	ug/L	5.0
Benzene	ND	5.0	ug/L	0.99
Bromodichloromethane	ND	5.0	ug/L	0.93
Bromoform	ND	5.0	ug/L	1.1
Bromomethane	ND	5.0	ug/L	1.6
2-Butanone	ND	5.0	ug/L	1.1
Carbon disulfide	ND	5.0	ug/L	1.1
Carbon tetrachloride	ND	5.0	ug/L	1.1
Chlorobenzene	ND	5.0	ug/L	0.53
Chloroethane	ND	5.0	ug/L	0.75
Chloroform	ND	5.0	ug/L	1.0
Chloromethane	ND	5.0	ug/L	1.4
Cyclohexane	ND	5.0	ug/L	0.60
Dibromochloromethane	ND	5.0	ug/L	0.65
1,2-Dibromo-3-chloro-propane	ND	5.0	ug/L	0.35
1,2-Dibromoethane	ND	5.0	ug/L	0.61
1,3-Dichlorobenzene	ND	5.0	ug/L	0.51
1,4-Dichlorobenzene	ND	5.0	ug/L	0.53
1,2-Dichlorobenzene	ND	5.0	ug/L	0.68
Dichlorodifluoromethane	ND	5.0	ug/L	0.64
1,1-Dichloroethane	ND	5.0	ug/L	1.0
1,2-Dichloroethane	ND	5.0	ug/L	0.96
1,1-Dichloroethene	ND	5.0	ug/L	1.1
cis-1,2-Dichloroethene	ND	5.0	ug/L	0.67
trans-1,2-Dichloroethene	ND	5.0	ug/L	0.75
1,2-Dichloropropane	ND	5.0	ug/L	1.3
cis-1,3-Dichloropropene	ND	5.0	ug/L	0.73
trans-1,3-Dichloropropene	ND	5.0	ug/L	0.58
Ethylbenzene	ND	5.0	ug/L	0.62
2-Hexanone	ND	5.0	ug/L	0.57
Isopropylbenzene	ND	5.0	ug/L	0.53
Methyl acetate	ND	5.0	ug/L	1.2
Methylene chloride	ND	5.0	ug/L	1.1
Methylcyclohexane	ND	5.0	ug/L	0.56
4-Methyl-2-pentanone	ND	5.0	ug/L	0.59
Methyl tert-butyl ether	ND	5.0	ug/L	1.0

(Continued on next page)

Tetra Tech NUS, Inc

Client Sample ID: WP/SB-10

GC/MS Volatiles

Lot-Sample #...: C8H230185-004 **Work Order #...:** KVN801AM **Matrix.....:** WATER

PARAMETER	RESULT	REPORTING LIMIT	UNITS	MDL
Styrene	ND	5.0	ug/L	0.64
1,1,2,2-Tetrachloroethane	ND	5.0	ug/L	0.93
1,2,4-Trichloro-benzene	ND	5.0	ug/L	0.38
Tetrachloroethene	ND	5.0	ug/L	0.82
1,1,1-Trichloroethane	ND	5.0	ug/L	1.0
1,1,2-Trichloroethane	ND	5.0	ug/L	1.2
Trichloroethene	ND	5.0	ug/L	0.80
Trichlorofluoromethane	ND	5.0	ug/L	1.1
1,1,2-Trichloro-1,2,2-trifluoroethane	ND	5.0	ug/L	0.33
Toluene	ND	5.0	ug/L	0.85
Vinyl chloride	ND	5.0	ug/L	1.3
Xylenes (total)	ND	15	ug/L	2.0

SURROGATE	PERCENT RECOVERY	RECOVERY LIMITS
1,2-Dichloroethane-d4	111	(70 - 125)
Toluene-d8	98	(80 - 120)
4-Bromofluorobenzene	100	(75 - 120)
Dibromofluoromethane	104	(80 - 120)

Tetra Tech NUS, Inc

Client Sample ID: WP/SB-11

GC/MS Volatiles

Lot-Sample #...: C8H230185-005	**Work Order #...:** KVN831AA	**Matrix.....:** WATER
Date Sampled...: 08/22/08	**Date Received..:** 08/23/08	**MS Run #.....:** 8241341
Prep Date.....: 08/28/08	**Analysis Date..:** 08/28/08	
Prep Batch #...: 8241554	**Analysis Time..:** 23:23	
Dilution Factor: 1	**Initial Wgt/Vol:** 5 mL	**Final Wgt/Vol..:** 5 mL
Analyst ID.....: 403419	**Instrument ID..:** HP5	
	Method.....: SW846 8260B	

PARAMETER	RESULT	REPORTING LIMIT	UNITS	MDL
Acetone	ND	20	ug/L	5.0
Benzene	ND	5.0	ug/L	0.99
Bromodichloromethane	ND	5.0	ug/L	0.93
Bromoform	ND	5.0	ug/L	1.1
Bromomethane	ND	5.0	ug/L	1.6
2-Butanone	ND	5.0	ug/L	1.1
Carbon disulfide	ND	5.0	ug/L	1.1
Carbon tetrachloride	ND	5.0	ug/L	1.1
Chlorobenzene	ND	5.0	ug/L	0.53
Chloroethane	ND	5.0	ug/L	0.75
Chloroform	ND	5.0	ug/L	1.0
Chloromethane	ND	5.0	ug/L	1.4
Cyclohexane	ND	5.0	ug/L	0.60
Dibromochloromethane	ND	5.0	ug/L	0.65
1,2-Dibromo-3-chloro-propane	ND	5.0	ug/L	0.35
1,2-Dibromoethane	ND	5.0	ug/L	0.61
1,3-Dichlorobenzene	ND	5.0	ug/L	0.51
1,4-Dichlorobenzene	ND	5.0	ug/L	0.53
1,2-Dichlorobenzene	ND	5.0	ug/L	0.68
Dichlorodifluoromethane	ND	5.0	ug/L	0.64
1,1-Dichloroethane	ND	5.0	ug/L	1.0
1,2-Dichloroethane	ND	5.0	ug/L	0.96
1,1-Dichloroethene	ND	5.0	ug/L	1.1
cis-1,2-Dichloroethene	ND	5.0	ug/L	0.67
trans-1,2-Dichloroethene	ND	5.0	ug/L	0.75
1,2-Dichloropropane	ND	5.0	ug/L	1.3
cis-1,3-Dichloropropene	ND	5.0	ug/L	0.73
trans-1,3-Dichloropropene	ND	5.0	ug/L	0.58
Ethylbenzene	ND	5.0	ug/L	0.62
2-Hexanone	ND	5.0	ug/L	0.57
Isopropylbenzene	ND	5.0	ug/L	0.53
Methyl acetate	ND	5.0	ug/L	1.2
Methylene chloride	ND	5.0	ug/L	1.1
Methylcyclohexane	ND	5.0	ug/L	0.56
4-Methyl-2-pentanone	ND	5.0	ug/L	0.59
Methyl tert-butyl ether	ND	5.0	ug/L	1.0

(Continued on next page)

Tetra Tech NUS, Inc

Client Sample ID: WP/SB-11

GC/MS Volatiles

Lot-Sample #...: C8H230185-005 **Work Order #...:** KVN831AA **Matrix.....:** WATER

PARAMETER	RESULT	REPORTING LIMIT	UNITS	MDL
Styrene	ND	5.0	ug/L	0.64
1,1,2,2-Tetrachloroethane	ND	5.0	ug/L	0.93
1,2,4-Trichloro-benzene	ND	5.0	ug/L	0.38
Tetrachloroethene	ND	5.0	ug/L	0.82
1,1,1-Trichloroethane	ND	5.0	ug/L	1.0
1,1,2-Trichloroethane	ND	5.0	ug/L	1.2
Trichloroethene	ND	5.0	ug/L	0.80
Trichlorofluoromethane	ND	5.0	ug/L	1.1
1,1,2-Trichloro-1,2,2-trifluoroethane	ND	5.0	ug/L	0.33
Toluene	**12**	**5.0**	**ug/L**	**0.85**
Vinyl chloride	ND	5.0	ug/L	1.3
Xylenes (total)	ND	15	ug/L	2.0

SURROGATE	PERCENT RECOVERY	RECOVERY LIMITS
1,2-Dichloroethane-d4	111	(70 - 125)
Toluene-d8	97	(80 - 120)
4-Bromofluorobenzene	100	(75 - 120)
Dibromofluoromethane	104	(80 - 120)

Tetra Tech NUS, Inc

Client Sample ID: WP/SB-2

GC/MS Volatiles

Lot-Sample #...:	C8H230185-001	**Work Order #...:**	KVN8G1AA	**Matrix.....:**	WATER
Date Sampled...:	08/22/08	**Date Received..:**	08/23/08	**MS Run #.....:**	8240374
Prep Date.....:	08/27/08	**Analysis Date..:**	08/28/08		
Prep Batch #...:	8240579	**Analysis Time..:**	04:42		
Dilution Factor:	1	**Initial Wgt/Vol:**	5 mL	**Final Wgt/Vol..:**	5 mL
Analyst ID.....:	403419	**Instrument ID..:**	HP5		
		Method.....:	SW846 8260B		

PARAMETER	RESULT	REPORTING LIMIT	UNITS	MDL
Acetone	ND	20	ug/L	5.0
Benzene	ND	5.0	ug/L	0.99
Bromodichloromethane	ND	5.0	ug/L	0.93
Bromoform	ND	5.0	ug/L	1.1
Bromomethane	ND	5.0	ug/L	1.6
2-Butanone	ND	5.0	ug/L	1.1
Carbon disulfide	ND	5.0	ug/L	1.1
Carbon tetrachloride	ND	5.0	ug/L	1.1
Chlorobenzene	ND	5.0	ug/L	0.53
Chloroethane	ND	5.0	ug/L	0.75
Chloroform	ND	5.0	ug/L	1.0
Chloromethane	ND	5.0	ug/L	1.4
Cyclohexane	ND	5.0	ug/L	0.60
Dibromochloromethane	ND	5.0	ug/L	0.65
1,2-Dibromo-3-chloro-propane	ND	5.0	ug/L	0.35
1,2-Dibromoethane	ND	5.0	ug/L	0.61
1,3-Dichlorobenzene	ND	5.0	ug/L	0.51
1,4-Dichlorobenzene	ND	5.0	ug/L	0.53
1,2-Dichlorobenzene	ND	5.0	ug/L	0.68
Dichlorodifluoromethane	ND	5.0	ug/L	0.64
1,1-Dichloroethane	ND	5.0	ug/L	1.0
1,2-Dichloroethane	ND	5.0	ug/L	0.96
1,1-Dichloroethene	ND	5.0	ug/L	1.1
cis-1,2-Dichloroethene	ND	5.0	ug/L	0.67
trans-1,2-Dichloroethene	ND	5.0	ug/L	0.75
1,2-Dichloropropane	ND	5.0	ug/L	1.3
cis-1,3-Dichloropropene	ND	5.0	ug/L	0.73
trans-1,3-Dichloropropene	ND	5.0	ug/L	0.58
Ethylbenzene	ND	5.0	ug/L	0.62
2-Hexanone	ND	5.0	ug/L	0.57
Isopropylbenzene	ND	5.0	ug/L	0.53
Methyl acetate	ND	5.0	ug/L	1.2
Methylene chloride	ND	5.0	ug/L	1.1
Methylcyclohexane	ND	5.0	ug/L	0.56
4-Methyl-2-pentanone	ND	5.0	ug/L	0.59
Methyl tert-butyl ether	ND	5.0	ug/L	1.0

(Continued on next page)

Tetra Tech NUS, Inc

Client Sample ID: WP/SB-2

GC/MS Volatiles

Lot-Sample #...: C8H230185-001 Work Order #...: KVN8G1AA Matrix.....: WATER

PARAMETER	RESULT	REPORTING LIMIT	UNITS	MDL
Styrene	ND	5.0	ug/L	0.64
1,1,2,2-Tetrachloroethane	ND	5.0	ug/L	0.93
1,2,4-Trichloro-benzene	ND	5.0	ug/L	0.38
Tetrachloroethene	ND	5.0	ug/L	0.82
1,1,1-Trichloroethane	ND	5.0	ug/L	1.0
1,1,2-Trichloroethane	ND	5.0	ug/L	1.2
Trichloroethene	ND	5.0	ug/L	0.80
Trichlorofluoromethane	ND	5.0	ug/L	1.1
1,1,2-Trichloro-1,2,2-trifluoroethane	ND	5.0	ug/L	0.33
Toluene	ND	5.0	ug/L	0.85
Vinyl chloride	ND	5.0	ug/L	1.3
Xylenes (total)	ND	15	ug/L	2.0

SURROGATE	PERCENT RECOVERY	RECOVERY LIMITS
1,2-Dichloroethane-d4	100	(70 - 125)
Toluene-d8	106	(80 - 120)
4-Bromofluorobenzene	100	(75 - 120)
Dibromofluoromethane	104	(80 - 120)

Tetra Tech NUS, Inc

Client Sample ID: WP/SB-3

GC/MS Volatiles

Lot-Sample #...: C8H230185-003	**Work Order #...:** KVN8W1AM	**Matrix.....:** WATER
Date Sampled...: 08/22/08	**Date Received..:** 08/23/08	**MS Run #.....:** 8241341
Prep Date.....: 08/28/08	**Analysis Date..:** 08/28/08	
Prep Batch #...: 8241554	**Analysis Time..:** 20:52	
Dilution Factor: 1	**Initial Wgt/Vol:** 5 mL	**Final Wgt/Vol..:** 5 mL
Analyst ID.....: 403419	**Instrument ID..:** HP5	
	Method.....: SW846 8260B	

PARAMETER	RESULT	REPORTING LIMIT	UNITS	MDL
Acetone	ND	20	ug/L	5.0
Benzene	ND	5.0	ug/L	0.99
Bromodichloromethane	ND	5.0	ug/L	0.93
Bromoform	ND	5.0	ug/L	1.1
Bromomethane	ND	5.0	ug/L	1.6
2-Butanone	ND	5.0	ug/L	1.1
Carbon disulfide	ND	5.0	ug/L	1.1
Carbon tetrachloride	ND	5.0	ug/L	1.1
Chlorobenzene	ND	5.0	ug/L	0.53
Chloroethane	ND	5.0	ug/L	0.75
Chloroform	ND	5.0	ug/L	1.0
Chloromethane	ND	5.0	ug/L	1.4
Cyclohexane	ND	5.0	ug/L	0.60
Dibromochloromethane	ND	5.0	ug/L	0.65
1,2-Dibromo-3-chloro-propane	ND	5.0	ug/L	0.35
1,2-Dibromoethane	ND	5.0	ug/L	0.61
1,3-Dichlorobenzene	ND	5.0	ug/L	0.51
1,4-Dichlorobenzene	ND	5.0	ug/L	0.53
1,2-Dichlorobenzene	ND	5.0	ug/L	0.68
Dichlorodifluoromethane	ND	5.0	ug/L	0.64
1,1-Dichloroethane	ND	5.0	ug/L	1.0
1,2-Dichloroethane	ND	5.0	ug/L	0.96
1,1-Dichloroethene	ND	5.0	ug/L	1.1
cis-1,2-Dichloroethene	ND	5.0	ug/L	0.67
trans-1,2-Dichloroethene	ND	5.0	ug/L	0.75
1,2-Dichloropropane	ND	5.0	ug/L	1.3
cis-1,3-Dichloropropene	ND	5.0	ug/L	0.73
trans-1,3-Dichloropropene	ND	5.0	ug/L	0.58
Ethylbenzene	ND	5.0	ug/L	0.62
2-Hexanone	ND	5.0	ug/L	0.57
Isopropylbenzene	ND	5.0	ug/L	0.53
Methyl acetate	ND	5.0	ug/L	1.2
Methylene chloride	ND	5.0	ug/L	1.1
Methylcyclohexane	ND	5.0	ug/L	0.56
4-Methyl-2-pentanone	ND	5.0	ug/L	0.59
Methyl tert-butyl ether	ND	5.0	ug/L	1.0

(Continued on next page)

Tetra Tech NUS, Inc

Client Sample ID: WP/SB-3

GC/MS Volatiles

Lot-Sample #...: C8H230185-003 **Work Order #...:** KVN8W1AM **Matrix.....:** WATER

PARAMETER	RESULT	REPORTING LIMIT	UNITS	MDL
Styrene	ND	5.0	ug/L	0.64
1,1,2,2-Tetrachloroethane	ND	5.0	ug/L	0.93
1,2,4-Trichloro-benzene	ND	5.0	ug/L	0.38
Tetrachloroethene	ND	5.0	ug/L	0.82
1,1,1-Trichloroethane	ND	5.0	ug/L	1.0
1,1,2-Trichloroethane	ND	5.0	ug/L	1.2
Trichloroethene	ND	5.0	ug/L	0.80
Trichlorofluoromethane	ND	5.0	ug/L	1.1
1,1,2-Trichloro-1,2,2-trifluoroethane	ND	5.0	ug/L	0.33
Toluene	ND	5.0	ug/L	0.85
Vinyl chloride	ND	5.0	ug/L	1.3
Xylenes (total)	ND	15	ug/L	2.0

SURROGATE	PERCENT RECOVERY	RECOVERY LIMITS
1,2-Dichloroethane-d4	110	(70 - 125)
Toluene-d8	105	(80 - 120)
4-Bromofluorobenzene	102	(75 - 120)
Dibromofluoromethane	104	(80 - 120)

Tetra Tech NUS, Inc

Client Sample ID: WP/SB-7

GC/MS Volatiles

Lot-Sample #...:	C8H230185-002	**Work Order #...:**	KVN8R1AM	**Matrix.....:**	WATER
Date Sampled...:	08/22/08	**Date Received..:**	08/23/08	**MS Run #.....:**	8240374
Prep Date.....:	08/27/08	**Analysis Date..:**	08/28/08		
Prep Batch #...:	8240579	**Analysis Time..:**	05:07		
Dilution Factor:	1	**Initial Wgt/Vol:**	5 mL	**Final Wgt/Vol..:**	5 mL
Analyst ID.....:	403419	**Instrument ID..:**	HP5		
		Method.....:	SW846 8260B		

PARAMETER	RESULT	REPORTING LIMIT	UNITS	MDL
Acetone	ND	20	ug/L	5.0
Benzene	ND	5.0	ug/L	0.99
Bromodichloromethane	ND	5.0	ug/L	0.93
Bromoform	ND	5.0	ug/L	1.1
Bromomethane	ND	5.0	ug/L	1.6
2-Butanone	ND	5.0	ug/L	1.1
Carbon disulfide	ND	5.0	ug/L	1.1
Carbon tetrachloride	ND	5.0	ug/L	1.1
Chlorobenzene	ND	5.0	ug/L	0.53
Chloroethane	ND	5.0	ug/L	0.75
Chloroform	ND	5.0	ug/L	1.0
Chloromethane	ND	5.0	ug/L	1.4
Cyclohexane	ND	5.0	ug/L	0.60
Dibromochloromethane	ND	5.0	ug/L	0.65
1,2-Dibromo-3-chloro-propane	ND	5.0	ug/L	0.35
1,2-Dibromoethane	ND	5.0	ug/L	0.61
1,3-Dichlorobenzene	ND	5.0	ug/L	0.51
1,4-Dichlorobenzene	ND	5.0	ug/L	0.53
1,2-Dichlorobenzene	ND	5.0	ug/L	0.68
Dichlorodifluoromethane	ND	5.0	ug/L	0.64
1,1-Dichloroethane	ND	5.0	ug/L	1.0
1,2-Dichloroethane	ND	5.0	ug/L	0.96
1,1-Dichloroethene	ND	5.0	ug/L	1.1
cis-1,2-Dichloroethene	ND	5.0	ug/L	0.67
trans-1,2-Dichloroethene	ND	5.0	ug/L	0.75
1,2-Dichloropropane	ND	5.0	ug/L	1.3
cis-1,3-Dichloropropene	ND	5.0	ug/L	0.73
trans-1,3-Dichloropropene	ND	5.0	ug/L	0.58
Ethylbenzene	ND	5.0	ug/L	0.62
2-Hexanone	ND	5.0	ug/L	0.57
Isopropylbenzene	ND	5.0	ug/L	0.53
Methyl acetate	ND	5.0	ug/L	1.2
Methylene chloride	ND	5.0	ug/L	1.1
Methylcyclohexane	ND	5.0	ug/L	0.56
4-Methyl-2-pentanone	ND	5.0	ug/L	0.59
Methyl tert-butyl ether	ND	5.0	ug/L	1.0

(Continued on next page)

Tetra Tech NUS, Inc

Client Sample ID: WP/SB-7

GC/MS Volatiles

Lot-Sample #...: C8H230185-002 **Work Order #...:** KVN8R1AM **Matrix.....:** WATER

PARAMETER	RESULT	REPORTING LIMIT	UNITS	MDL
Styrene	ND	5.0	ug/L	0.64
1,1,2,2-Tetrachloroethane	ND	5.0	ug/L	0.93
1,2,4-Trichloro-benzene	ND	5.0	ug/L	0.38
Tetrachloroethene	ND	5.0	ug/L	0.82
1,1,1-Trichloroethane	ND	5.0	ug/L	1.0
1,1,2-Trichloroethane	ND	5.0	ug/L	1.2
Trichloroethene	ND	5.0	ug/L	0.80
Trichlorofluoromethane	ND	5.0	ug/L	1.1
1,1,2-Trichloro-1,2,2-trifluoroethane	ND	5.0	ug/L	0.33
Toluene	ND	5.0	ug/L	0.85
Vinyl chloride	ND	5.0	ug/L	1.3
Xylenes (total)	ND	15	ug/L	2.0

SURROGATE	PERCENT RECOVERY	RECOVERY LIMITS
1,2-Dichloroethane-d4	103	(70 - 125)
Toluene-d8	106	(80 - 120)
4-Bromofluorobenzene	101	(75 - 120)
Dibromofluoromethane	106	(80 - 120)

Tetra Tech NUS, Inc

Client Sample ID: WP-082208 TRIP BLANK

GC/MS Volatiles

Lot-Sample #...:	C8H230185-006	**Work Order #...:**	KVN891AA	**Matrix.....:**	WATER
Date Sampled...:	08/22/08	**Date Received..:**	08/23/08	**MS Run #.....:**	8240374
Prep Date.....:	08/27/08	**Analysis Date..:**	08/28/08		
Prep Batch #...:	8240579	**Analysis Time..:**	04:18		
Dilution Factor:	1	**Initial Wgt/Vol:**	5 mL	**Final Wgt/Vol..:**	5 mL
Analyst ID.....:	403419	**Instrument ID..:**	HP5		
		Method.....:	SW846 8260B		

PARAMETER	RESULT	REPORTING LIMIT	UNITS	MDL
Acetone	ND	20	ug/L	5.0
Benzene	ND	5.0	ug/L	0.99
Bromodichloromethane	ND	5.0	ug/L	0.93
Bromoform	ND	5.0	ug/L	1.1
Bromomethane	ND	5.0	ug/L	1.6
2-Butanone	ND	5.0	ug/L	1.1
Carbon disulfide	ND	5.0	ug/L	1.1
Carbon tetrachloride	ND	5.0	ug/L	1.1
Chlorobenzene	ND	5.0	ug/L	0.53
Chloroethane	ND	5.0	ug/L	0.75
Chloroform	ND	5.0	ug/L	1.0
Chloromethane	ND	5.0	ug/L	1.4
Cyclohexane	ND	5.0	ug/L	0.60
Dibromochloromethane	ND	5.0	ug/L	0.65
1,2-Dibromo-3-chloro-propane	ND	5.0	ug/L	0.35
1,2-Dibromoethane	ND	5.0	ug/L	0.61
1,3-Dichlorobenzene	ND	5.0	ug/L	0.51
1,4-Dichlorobenzene	ND	5.0	ug/L	0.53
1,2-Dichlorobenzene	ND	5.0	ug/L	0.68
Dichlorodifluoromethane	ND	5.0	ug/L	0.64
1,1-Dichloroethane	ND	5.0	ug/L	1.0
1,2-Dichloroethane	ND	5.0	ug/L	0.96
1,1-Dichloroethene	ND	5.0	ug/L	1.1
cis-1,2-Dichloroethene	ND	5.0	ug/L	0.67
trans-1,2-Dichloroethene	ND	5.0	ug/L	0.75
1,2-Dichloropropane	ND	5.0	ug/L	1.3
cis-1,3-Dichloropropene	ND	5.0	ug/L	0.73
trans-1,3-Dichloropropene	ND	5.0	ug/L	0.58
Ethylbenzene	ND	5.0	ug/L	0.62
2-Hexanone	ND	5.0	ug/L	0.57
Isopropylbenzene	ND	5.0	ug/L	0.53
Methyl acetate	ND	5.0	ug/L	1.2
Methylene chloride	**5.3**	**5.0**	**ug/L**	1.1
Methylcyclohexane	ND	5.0	ug/L	0.56
4-Methyl-2-pentanone	ND	5.0	ug/L	0.59
Methyl tert-butyl ether	ND	5.0	ug/L	1.0

(Continued on next page)

Tetra Tech NUS, Inc

Client Sample ID: WP-082208 TRIP BLANK

GC/MS Volatiles

Lot-Sample #...: C8H230185-006 Work Order #...: KVN891AA Matrix.....: WATER

PARAMETER	RESULT	REPORTING LIMIT	UNITS	MDL
Styrene	ND	5.0	ug/L	0.64
1,1,2,2-Tetrachloroethane	ND	5.0	ug/L	0.93
1,2,4-Trichloro-benzene	ND	5.0	ug/L	0.38
Tetrachloroethene	ND	5.0	ug/L	0.82
1,1,1-Trichloroethane	ND	5.0	ug/L	1.0
1,1,2-Trichloroethane	ND	5.0	ug/L	1.2
Trichloroethene	ND	5.0	ug/L	0.80
Trichlorofluoromethane	ND	5.0	ug/L	1.1
1,1,2-Trichloro-1,2,2-trifluoroethane	ND	5.0	ug/L	0.33
Toluene	ND	5.0	ug/L	0.85
Vinyl chloride	ND	5.0	ug/L	1.3
Xylenes (total)	ND	15	ug/L	2.0

SURROGATE	PERCENT RECOVERY	RECOVERY LIMITS
1,2-Dichloroethane-d4	101	(70 - 125)
Toluene-d8	108	(80 - 120)
4-Bromofluorobenzene	102	(75 - 120)
Dibromofluoromethane	105	(80 - 120)

Tetra Tech NUS, Inc

Client Sample ID: WP/SB-10

GC/MS Semivolatiles

Lot-Sample #...:	C8H230185-004	**Work Order #...:**	KVN801AN	**Matrix.....:**	WATER
Date Sampled...:	08/22/08 12:05	**Date Received..:**	08/23/08 11:00	**MS Run #.....:**	
Prep Date.....:	08/26/08	**Analysis Date..:**	09/03/08		
Prep Batch #...:	8239240	**Analysis Time..:**	13:40		
Dilution Factor:	0.96	**Initial Wgt/Vol:**	1040 mL	**Final Wgt/Vol..:**	10 mL
Analyst ID.....:	007062	**Instrument ID..:**	722		
		Method.....:	SW846 8270C		

PARAMETER	RESULT	REPORTING LIMIT	UNITS	MDL
Acenaphthene	ND	9.6	ug/L	0.50
Acenaphthylene	ND	9.6	ug/L	0.44
Acetophenone	ND	9.6	ug/L	0.44
Anthracene	ND	9.6	ug/L	0.49
Atrazine	ND	9.6	ug/L	0.37
Benzo(a)anthracene	ND	9.6	ug/L	0.39
Benzo(a)pyrene	ND	9.6	ug/L	0.42
Benzo(b)fluoranthene	ND	9.6	ug/L	0.30
Benzo(ghi)perylene	ND	9.6	ug/L	0.26
Benzo(k)fluoranthene	ND	9.6	ug/L	0.38
Benzaldehyde	ND	9.6	ug/L	0.52
1,1'-Biphenyl	ND	9.6	ug/L	0.58
bis(2-Chloroethoxy) methane	ND	9.6	ug/L	1.2
bis(2-Chloroethyl)-ether	ND	9.6	ug/L	0.44
bis(2-Ethylhexyl) phthalate	ND	9.6	ug/L	1.1
4-Bromophenyl phenyl ether	ND	9.6	ug/L	0.48
Butyl benzyl phthalate	ND	9.6	ug/L	1.3
Caprolactam	ND	9.6	ug/L	1.8
Carbazole	ND	9.6	ug/L	0.50
4-Chloroaniline	ND	9.6	ug/L	0.44
4-Chloro-3-methylphenol	ND	9.6	ug/L	0.57
2-Chloronaphthalene	ND	9.6	ug/L	0.42
2-Chlorophenol	ND	9.6	ug/L	0.44
4-Chlorophenyl phenyl ether	ND	9.6	ug/L	0.41
Chrysene	ND	9.6	ug/L	0.34
Dibenz(a,h)anthracene	ND	9.6	ug/L	0.33
Dibenzofuran	ND	9.6	ug/L	0.51
3,3'-Dichlorobenzidine	ND	48	ug/L	0.39
2,4-Dichlorophenol	ND	9.6	ug/L	0.47
Diethyl phthalate	ND	9.6	ug/L	2.3
2,4-Dimethylphenol	ND	9.6	ug/L	0.50
Dimethyl phthalate	ND	9.6	ug/L	0.41

(Continued on next page)

Tetra Tech NUS, Inc

Client Sample ID: WP/SB-10

GC/MS Semivolatiles

Lot-Sample #...: C8H230185-004 **Work Order #...:** KVN801AN **Matrix.....:** WATER

PARAMETER	RESULT	REPORTING LIMIT	UNITS	MDL
Di-n-butyl phthalate	ND	9.6	ug/L	0.45
4,6-Dinitro-2-methylphenol	ND	48	ug/L	14
2,4-Dinitrophenol	ND	48	ug/L	12
2,4-Dinitrotoluene	ND	9.6	ug/L	0.43
2,6-Dinitrotoluene	ND	9.6	ug/L	0.49
Di-n-octyl phthalate	ND	9.6	ug/L	0.41
Fluoranthene	ND	9.6	ug/L	0.48
Fluorene	ND	9.6	ug/L	0.52
Hexachlorobenzene	ND	9.6	ug/L	0.42
Hexachlorobutadiene	ND	9.6	ug/L	0.36
Hexachlorocyclopentadiene	ND	48	ug/L	0.77
Hexachloroethane	ND	9.6	ug/L	0.42
Indeno(1,2,3-cd)pyrene	ND	9.6	ug/L	0.46
Isophorone	ND	9.6	ug/L	0.45
2-Methylnaphthalene	ND	9.6	ug/L	0.45
2-Methylphenol	ND	9.6	ug/L	0.49
4-Methylphenol	ND	9.6	ug/L	0.71
Naphthalene	ND	9.6	ug/L	0.41
2-Nitroaniline	ND	48	ug/L	0.46
3-Nitroaniline	ND	48	ug/L	0.39
4-Nitroaniline	ND	48	ug/L	0.24
Nitrobenzene	ND	9.6	ug/L	0.61
2-Nitrophenol	ND	9.6	ug/L	0.52
4-Nitrophenol	ND	48	ug/L	0.67
N-Nitrosodi-n-propylamine	ND	9.6	ug/L	0.57
N-Nitrosodiphenylamine	ND	9.6	ug/L	0.47
2,2'-oxybis (1-Chloropropane)	ND	9.6	ug/L	0.25
Pentachlorophenol	ND	48	ug/L	0.80
Phenanthrene	ND	9.6	ug/L	0.53
Phenol	ND	9.6	ug/L	0.21
Pyrene	ND	9.6	ug/L	0.54
2,4,5-Trichlorophenol	ND	9.6	ug/L	0.60
2,4,6-Trichlorophenol	ND	9.6	ug/L	0.55

(Continued on next page)

Tetra Tech NUS, Inc

Client Sample ID: WP/SB-10

GC/MS Semivolatiles

Lot-Sample #...: C8H230185-004 **Work Order #...:** KVN801AN **Matrix.....:** WATER

SURROGATE	PERCENT RECOVERY	RECOVERY LIMITS
2,4,6-Tribromophenol	38	(20 - 107)
2-Fluorobiphenyl	30	(27 - 104)
2-Fluorophenol	24	(17 - 102)
Nitrobenzene-d5	33	(33 - 103)
Phenol-d5	27	(25 - 107)
Terphenyl-d14	48	(14 - 127)

Tetra Tech NUS, Inc

Client Sample ID: WP/SB-2

GC/MS Semivolatiles

Lot-Sample #...:	C8H230185-001	**Work Order #...:**	KVN8G1AC	**Matrix.....:**	WATER
Date Sampled...:	08/22/08 11:00	**Date Received..:**	08/23/08 11:00	**MS Run #.....:**	
Prep Date.....:	08/26/08	**Analysis Date..:**	09/02/08		
Prep Batch #...:	8239240	**Analysis Time..:**	18:14		
Dilution Factor:	0.97	**Initial Wgt/Vol:**	1030 mL	**Final Wgt/Vol..:**	10 mL
Analyst ID.....:	007062	**Instrument ID..:**	722		
		Method.....:	SW846 8270C		

PARAMETER	RESULT	REPORTING LIMIT	UNITS	MDL
Acenaphthene	**2.9 J**	**9.7**	**ug/L**	**0.51**
Acenaphthylene	ND	9.7	ug/L	0.45
Acetophenone	ND	9.7	ug/L	0.45
Anthracene	ND	9.7	ug/L	0.49
Atrazine	ND	9.7	ug/L	0.38
Benzo(a)anthracene	**1.9 J**	**9.7**	**ug/L**	**0.40**
Benzo(a)pyrene	**1.7 J**	**9.7**	**ug/L**	**0.42**
Benzo(b)fluoranthene	**1.2 J**	**9.7**	**ug/L**	**0.30**
Benzo(ghi)perylene	**1.8 J**	**9.7**	**ug/L**	**0.27**
Benzo(k)fluoranthene	**1.8 J**	**9.7**	**ug/L**	**0.38**
Benzaldehyde	ND	9.7	ug/L	0.52
1,1'-Biphenyl	ND	9.7	ug/L	0.58
bis(2-Chloroethoxy) methane	ND	9.7	ug/L	1.2
bis(2-Chloroethyl)-ether	ND	9.7	ug/L	0.45
bis(2-Ethylhexyl) phthalate	**2.4 J**	**9.7**	**ug/L**	**1.2**
4-Bromophenyl phenyl ether	ND	9.7	ug/L	0.48
Butyl benzyl phthalate	ND	9.7	ug/L	1.3
Caprolactam	ND	9.7	ug/L	1.8
Carbazole	ND	9.7	ug/L	0.51
4-Chloroaniline	ND	9.7	ug/L	0.45
4-Chloro-3-methylphenol	ND	9.7	ug/L	0.57
2-Chloronaphthalene	ND	9.7	ug/L	0.43
2-Chlorophenol	ND	9.7	ug/L	0.44
4-Chlorophenyl phenyl ether	ND	9.7	ug/L	0.41
Chrysene	**2.3 J**	**9.7**	**ug/L**	**0.34**
Dibenz(a,h)anthracene	**2.6 J**	**9.7**	**ug/L**	**0.34**
Dibenzofuran	**0.64 J**	**9.7**	**ug/L**	**0.52**
3,3'-Dichlorobenzidine	ND	48	ug/L	0.40
2,4-Dichlorophenol	ND	9.7	ug/L	0.47
Diethyl phthalate	ND	9.7	ug/L	2.4
2,4-Dimethylphenol	ND	9.7	ug/L	0.50
Dimethyl phthalate	ND	9.7	ug/L	0.41

(Continued on next page)

Tetra Tech NUS, Inc

Client Sample ID: WP/SB-2

GC/MS Semivolatiles

Lot-Sample #...: C8H230185-001 **Work Order #...:** KVN8G1AC **Matrix.....:** WATER

PARAMETER	RESULT	REPORTING LIMIT	UNITS	MDL
Di-n-butyl phthalate	ND	9.7	ug/L	0.45
4,6-Dinitro-2-methylphenol	ND	48	ug/L	14
2,4-Dinitrophenol	ND	48	ug/L	12
2,4-Dinitrotoluene	ND	9.7	ug/L	0.44
2,6-Dinitrotoluene	ND	9.7	ug/L	0.49
Di-n-octyl phthalate	ND	9.7	ug/L	0.41
Fluoranthene	**0.73 J**	**9.7**	**ug/L**	**0.48**
Fluorene	ND	9.7	ug/L	0.53
Hexachlorobenzene	ND	9.7	ug/L	0.42
Hexachlorobutadiene	ND	9.7	ug/L	0.36
Hexachlorocyclopentadiene	ND	48	ug/L	0.78
Hexachloroethane	ND	9.7	ug/L	0.42
Indeno(1,2,3-cd)pyrene	**1.7 J**	**9.7**	**ug/L**	**0.46**
Isophorone	ND	9.7	ug/L	0.46
2-Methylnaphthalene	ND	9.7	ug/L	0.45
2-Methylphenol	ND	9.7	ug/L	0.50
4-Methylphenol	ND	9.7	ug/L	0.71
Naphthalene	**1.4 J**	**9.7**	**ug/L**	**0.42**
2-Nitroaniline	ND	48	ug/L	0.46
3-Nitroaniline	ND	48	ug/L	0.39
4-Nitroaniline	ND	48	ug/L	0.25
Nitrobenzene	ND	9.7	ug/L	0.62
2-Nitrophenol	ND	9.7	ug/L	0.52
4-Nitrophenol	ND	48	ug/L	0.68
N-Nitrosodi-n-propylamine	ND	9.7	ug/L	0.58
N-Nitrosodiphenylamine	ND	9.7	ug/L	0.47
2,2'-oxybis (1-Chloropropane)	ND	9.7	ug/L	0.25
Pentachlorophenol	ND	48	ug/L	0.81
Phenanthrene	**0.55 J**	**9.7**	**ug/L**	**0.53**
Phenol	ND	9.7	ug/L	0.21
Pyrene	**0.69 J**	**9.7**	**ug/L**	**0.55**
2,4,5-Trichlorophenol	ND	9.7	ug/L	0.61
2,4,6-Trichlorophenol	ND	9.7	ug/L	0.55

(Continued on next page)

Tetra Tech NUS, Inc

Client Sample ID: WP/SB-2

GC/MS Semivolatiles

Lot-Sample #...: C8H230185-001 **Work Order #...:** KVN8G1AC **Matrix.....:** WATER

SURROGATE	PERCENT RECOVERY	RECOVERY LIMITS
2,4,6-Tribromophenol	61	(20 - 107)
2-Fluorobiphenyl	34	(27 - 104)
2-Fluorophenol	33	(17 - 102)
Nitrobenzene-d5	43	(33 - 103)
Phenol-d5	36	(25 - 107)
Terphenyl-d14	37	(14 - 127)

NOTE(S):

J Estimated result. Result is less than RL.

Tetra Tech NUS, Inc

Client Sample ID: WP/SB-3

GC/MS Semivolatiles

Lot-Sample #...:	C8H230185-003	**Work Order #...:**	KVN8W1AN	**Matrix.....:**	WATER
Date Sampled...:	08/22/08 10:05	**Date Received..:**	08/23/08 11:00	**MS Run #.....:**	
Prep Date.....:	08/26/08	**Analysis Date..:**	09/03/08		
Prep Batch #...:	8239240	**Analysis Time..:**	13:19		
Dilution Factor:	0.95	**Initial Wgt/Vol:**	1050 mL	**Final Wgt/Vol..:**	10 mL
Analyst ID.....:	007062	**Instrument ID..:**	722		
		Method.....:	SW846 8270C		

PARAMETER	RESULT	REPORTING LIMIT	UNITS	MDL
Acenaphthene	ND	9.5	ug/L	0.50
Acenaphthylene	ND	9.5	ug/L	0.44
Acetophenone	ND	9.5	ug/L	0.44
Anthracene	ND	9.5	ug/L	0.48
Atrazine	ND	9.5	ug/L	0.37
Benzo(a)anthracene	ND	9.5	ug/L	0.39
Benzo(a)pyrene	ND	9.5	ug/L	0.42
Benzo(b)fluoranthene	ND	9.5	ug/L	0.30
Benzo(ghi)perylene	ND	9.5	ug/L	0.26
Benzo(k)fluoranthene	ND	9.5	ug/L	0.37
Benzaldehyde	ND	9.5	ug/L	0.51
1,1'-Biphenyl	ND	9.5	ug/L	0.57
bis(2-Chloroethoxy) methane	ND	9.5	ug/L	1.2
bis(2-Chloroethyl)-ether	ND	9.5	ug/L	0.44
bis(2-Ethylhexyl) phthalate	ND	9.5	ug/L	1.1
4-Bromophenyl phenyl ether	ND	9.5	ug/L	0.47
Butyl benzyl phthalate	ND	9.5	ug/L	1.3
Caprolactam	ND	9.5	ug/L	1.8
Carbazole	ND	9.5	ug/L	0.50
4-Chloroaniline	ND	9.5	ug/L	0.44
4-Chloro-3-methylphenol	ND	9.5	ug/L	0.56
2-Chloronaphthalene	ND	9.5	ug/L	0.42
2-Chlorophenol	ND	9.5	ug/L	0.43
4-Chlorophenyl phenyl ether	ND	9.5	ug/L	0.40
Chrysene	ND	9.5	ug/L	0.34
Dibenz(a,h)anthracene	ND	9.5	ug/L	0.33
Dibenzofuran	ND	9.5	ug/L	0.51
3,3'-Dichlorobenzidine	ND	48	ug/L	0.39
2,4-Dichlorophenol	ND	9.5	ug/L	0.46
Diethyl phthalate	ND	9.5	ug/L	2.3
2,4-Dimethylphenol	ND	9.5	ug/L	0.49
Dimethyl phthalate	ND	9.5	ug/L	0.40

(Continued on next page)

Tetra Tech NUS, Inc

Client Sample ID: WP/SB-3

GC/MS Semivolatiles

Lot-Sample #...: C8H230185-003 **Work Order #...:** KVN8W1AN **Matrix.....:** WATER

PARAMETER	RESULT	REPORTING LIMIT	UNITS	MDL
Di-n-butyl phthalate	ND	9.5	ug/L	0.44
4,6-Dinitro-2-methylphenol	ND	48	ug/L	13
2,4-Dinitrophenol	ND	48	ug/L	12
2,4-Dinitrotoluene	ND	9.5	ug/L	0.43
2,6-Dinitrotoluene	ND	9.5	ug/L	0.48
Di-n-octyl phthalate	ND	9.5	ug/L	0.41
Fluoranthene	ND	9.5	ug/L	0.47
Fluorene	ND	9.5	ug/L	0.51
Hexachlorobenzene	ND	9.5	ug/L	0.41
Hexachlorobutadiene	ND	9.5	ug/L	0.36
Hexachlorocyclopentadiene	ND	48	ug/L	0.76
Hexachloroethane	ND	9.5	ug/L	0.41
Indeno(1,2,3-cd)pyrene	ND	9.5	ug/L	0.45
Isophorone	ND	9.5	ug/L	0.45
2-Methylnaphthalene	ND	9.5	ug/L	0.44
2-Methylphenol	ND	9.5	ug/L	0.49
4-Methylphenol	ND	9.5	ug/L	0.70
Naphthalene	ND	9.5	ug/L	0.41
2-Nitroaniline	ND	48	ug/L	0.45
3-Nitroaniline	ND	48	ug/L	0.38
4-Nitroaniline	ND	48	ug/L	0.24
Nitrobenzene	ND	9.5	ug/L	0.61
2-Nitrophenol	ND	9.5	ug/L	0.51
4-Nitrophenol	ND	48	ug/L	0.67
N-Nitrosodi-n-propylamine	ND	9.5	ug/L	0.56
N-Nitrosodiphenylamine	ND	9.5	ug/L	0.46
2,2'-oxybis (1-Chloropropane)	ND	9.5	ug/L	0.25
Pentachlorophenol	ND	48	ug/L	0.79
Phenanthrene	ND	9.5	ug/L	0.52
Phenol	ND	9.5	ug/L	0.21
Pyrene	ND	9.5	ug/L	0.54
2,4,5-Trichlorophenol	ND	9.5	ug/L	0.59
2,4,6-Trichlorophenol	ND	9.5	ug/L	0.54

(Continued on next page)

Tetra Tech NUS, Inc

Client Sample ID: WP/SB-3

GC/MS Semivolatiles

Lot-Sample #...: C8H230185-003 **Work Order #...:** KVN8W1AN **Matrix.....:** WATER

SURROGATE	PERCENT RECOVERY	RECOVERY LIMITS
2,4,6-Tribromophenol	39	(20 - 107)
2-Fluorobiphenyl	37	(27 - 104)
2-Fluorophenol	32	(17 - 102)
Nitrobenzene-d5	48	(33 - 103)
Phenol-d5	30	(25 - 107)
Terphenyl-d14	55	(14 - 127)

Tetra Tech NUS, Inc

Client Sample ID: WP/SB-7

GC/MS Semivolatiles

Lot-Sample #...:	C8H230185-002	**Work Order #...:**	KVN8R1AN	**Matrix.....:**	WATER
Date Sampled...:	08/22/08 10:30	**Date Received..:**	08/23/08 11:00	**MS Run #.....:**	
Prep Date.....:	08/26/08	**Analysis Date..:**	09/02/08		
Prep Batch #...:	8239240	**Analysis Time..:**	18:35		
Dilution Factor:	0.98	**Initial Wgt/Vol:**	1020 mL	**Final Wgt/Vol..:**	10 mL
Analyst ID.....:	007062	**Instrument ID..:**	722		
		Method.....:	SW846 8270C		

PARAMETER	RESULT	REPORTING LIMIT	UNITS	MDL
Acenaphthene	ND	9.8	ug/L	0.51
Acenaphthylene	ND	9.8	ug/L	0.45
Acetophenone	ND	9.8	ug/L	0.45
Anthracene	ND	9.8	ug/L	0.50
Atrazine	ND	9.8	ug/L	0.38
Benzo(a)anthracene	ND	9.8	ug/L	0.40
Benzo(a)pyrene	ND	9.8	ug/L	0.43
Benzo(b)fluoranthene	ND	9.8	ug/L	0.31
Benzo(ghi)perylene	ND	9.8	ug/L	0.27
Benzo(k)fluoranthene	ND	9.8	ug/L	0.39
Benzaldehyde	ND	9.8	ug/L	0.53
1,1'-Biphenyl	ND	9.8	ug/L	0.59
bis(2-Chloroethoxy) methane	ND	9.8	ug/L	1.2
bis(2-Chloroethyl)-ether	ND	9.8	ug/L	0.45
bis(2-Ethylhexyl) phthalate	ND	9.8	ug/L	1.2
4-Bromophenyl phenyl ether	ND	9.8	ug/L	0.49
Butyl benzyl phthalate	ND	9.8	ug/L	1.4
Caprolactam	ND	9.8	ug/L	1.8
Carbazole	ND	9.8	ug/L	0.51
4-Chloroaniline	ND	9.8	ug/L	0.45
4-Chloro-3-methylphenol	ND	9.8	ug/L	0.58
2-Chloronaphthalene	ND	9.8	ug/L	0.43
2-Chlorophenol	ND	9.8	ug/L	0.44
4-Chlorophenyl phenyl ether	ND	9.8	ug/L	0.42
Chrysene	ND	9.8	ug/L	0.35
Dibenz(a,h)anthracene	ND	9.8	ug/L	0.34
Dibenzofuran	ND	9.8	ug/L	0.52
3,3'-Dichlorobenzidine	ND	49	ug/L	0.40
2,4-Dichlorophenol	ND	9.8	ug/L	0.48
Diethyl phthalate	ND	9.8	ug/L	2.4
2,4-Dimethylphenol	ND	9.8	ug/L	0.51
Dimethyl phthalate	ND	9.8	ug/L	0.41

(Continued on next page)

Tetra Tech NUS, Inc

Client Sample ID: WP/SB-7

GC/MS Semivolatiles

Lot-Sample #...: C8H230185-002 **Work Order #...:** KVN8R1AN **Matrix.....:** WATER

PARAMETER	RESULT	REPORTING LIMIT	UNITS	MDL
Di-n-butyl phthalate	ND	9.8	ug/L	0.45
4,6-Dinitro-2-methylphenol	ND	49	ug/L	14
2,4-Dinitrophenol	ND	49	ug/L	13
2,4-Dinitrotoluene	ND	9.8	ug/L	0.44
2,6-Dinitrotoluene	ND	9.8	ug/L	0.50
Di-n-octyl phthalate	ND	9.8	ug/L	0.42
Fluoranthene	ND	9.8	ug/L	0.48
Fluorene	ND	9.8	ug/L	0.53
Hexachlorobenzene	ND	9.8	ug/L	0.43
Hexachlorobutadiene	ND	9.8	ug/L	0.37
Hexachlorocyclopentadiene	ND	49	ug/L	0.78
Hexachloroethane	ND	9.8	ug/L	0.43
Indeno(1,2,3-cd)pyrene	ND	9.8	ug/L	0.47
Isophorone	ND	9.8	ug/L	0.46
2-Methylnaphthalene	ND	9.8	ug/L	0.46
2-Methylphenol	ND	9.8	ug/L	0.50
4-Methylphenol	ND	9.8	ug/L	0.72
Naphthalene	ND	9.8	ug/L	0.42
2-Nitroaniline	ND	49	ug/L	0.47
3-Nitroaniline	ND	49	ug/L	0.39
4-Nitroaniline	ND	49	ug/L	0.25
Nitrobenzene	ND	9.8	ug/L	0.63
2-Nitrophenol	ND	9.8	ug/L	0.53
4-Nitrophenol	ND	49	ug/L	0.69
N-Nitrosodi-n-propylamine	ND	9.8	ug/L	0.58
N-Nitrosodiphenylamine	ND	9.8	ug/L	0.48
2,2'-oxybis (1-Chloropropane)	ND	9.8	ug/L	0.25
Pentachlorophenol	ND	49	ug/L	0.81
Phenanthrene	ND	9.8	ug/L	0.54
Phenol	ND	9.8	ug/L	0.22
Pyrene	ND	9.8	ug/L	0.55
2,4,5-Trichlorophenol	ND	9.8	ug/L	0.61
2,4,6-Trichlorophenol	ND	9.8	ug/L	0.56

(Continued on next page)

Tetra Tech NUS, Inc

Client Sample ID: WP/SB-7

GC/MS Semivolatiles

Lot-Sample #...: C8H230185-002 **Work Order #...:** KVN8R1AN **Matrix.....:** WATER

SURROGATE	PERCENT RECOVERY	RECOVERY LIMITS
2,4,6-Tribromophenol	57	(20 - 107)
2-Fluorobiphenyl	41	(27 - 104)
2-Fluorophenol	35	(17 - 102)
Nitrobenzene-d5	47	(33 - 103)
Phenol-d5	36	(25 - 107)
Terphenyl-d14	43	(14 - 127)

APPENDIX C

Support Documentation

CASE NARRATIVE
TETRA TECH NUS, INC.
Strawberry Point

Lot #: C8H230185

The following report contains the analytical results for samples submitted to TestAmerica-Pittsburgh by Tetra Tech NUS, Inc. The samples were received August 23, 2008 according to documented sample acceptance procedures.

TestAmerica-Pittsburgh utilizes only USEPA approved methods and instrumentation in all analytical work. The samples presented in this report were analyzed for the parameters listed on the method reference page in accordance with the methods indicated.

If project specific QC was not required for samples contained in this report, when batch QC was completed on these samples, anomalous results will be discussed below.

SAMPLE RECEIVING:
The lot closed on August 23, 2008.

GC/MS VOLATILES:
All non-CCC compounds that have >15% RSD were evaluated to see if a better curve could be drawn using a quadratic curve. All compounds <30% RSD will use an average response factor curve if no visible improvement is accomplished using a quadratic curve. A quadratic curve will be used for a compound where it is determined to be the "best-fit" evaluation.

The following compounds had the %D >25% in continuing calibration standard CC5082808N; but were within the expected performance range for these compounds: 1,2,3-trichlorobenzene 36.2%, chloroethane 37.8% and naphthalene 36.7%.

The following compounds had the %D >25% in continuing calibration standard CC7082708N; but were within the expected performance range for these compounds: bromomethane 30.8% and trichlorofluoromethane 35.0%. The following compound was out high by >50% in the calibration verification standard and the compound was ND in the samples: chloroethane 82.1%.

GC/MS SEMIVOLATILES:
All non-CCC compounds that have >15% RSD were evaluated to see if a better curve could be drawn using a quadratic curve. All compounds <30% RSD will use an average response factor curve if no visible improvement is accomplished using a quadratic curve. A quadratic curve will be used for a compound where it is determined to be the "best-fit" evaluation.

The following compounds had the %D > 25% in calibration verification standard F0902080C2; but were within expected performance range for these compounds: 2,4-dinitrophenol 28% and hexachlorocyclopentadiene 46%.

GC/MS SEMIVOLATILES (cont):
The following compounds had the %D > 25% in calibration verification standard F090308C2; but were within expected performance range for these compounds: 1,4-dioxane 45%, 2,4-dinitrophenol 30%, 4-chloroaniline 44%, atrazine 25%, benzaldehyde 38%, benzoic acid 25%, benzyl alcohol 48%, and hexachlorocyclopentadiene 51%.

The following compounds had the %D > 25% in calibration verification standard F090408C2; but were within expected performance range for these compounds: 4-nitrophenol 32%, atrazine 27%, benzaldehyde 46%, benzidine 25%, benzoic acid 29%, and hexachlorocyclopentadiene 54%.

METALS:
The serial dilution of sample WP/SB-2 (total and dissolved) was outside of the percent difference control limits for zinc. The result was flagged with an "E" qualifier.

Samples WP/SB-3 and WP/SB-10 (total and dissolved) were analyzed at dilution for all 6010 analytes. These analytes are reported from the Trace ICP, for which an internal standard, yttrium, is added to all standards and samples during analysis. The yttrium counts in these samples were outside of QC criteria (70-130% of the yttrium counts in the ICB), therefore; the samples were diluted for analysis.

The method blanks had analytes detected at concentrations between the MDL and the reporting limit. The results were flagged with a "B" qualifier. Any sample associated with a method blank that had the same analyte detected had the result flagged with a "J" qualifier.

The matrix spike and matrix spike duplicate (total) recovered outside of the control limits for aluminum.

For the matrix spike and matrix spike duplicate (total and dissolved), iron and manganese recoveries were not calculated due to the concentration of analyte in the sample being >4 times the concentration of spike added.

C8H230185

Chain of Custody Record

Temperature on Receipt _____

Drinking Water? Yes ☐ No ☐

TestAmerica
THE LEADER IN ENVIRONMENTAL TESTING

TAL-4124 (1007)

Client	Project Manager	Date	Chain of Custody Number
Tetra Tech NUS	Tony Apanavage	8/22/08	093752
Address	**Telephone Number (Area Code)/Fax Number**	**Lab Number**	**Page 1 of 1**
20251 Century Blvd Suite 200	301-528-3021		
City / **State** / **Zip Code**	**Site Contact**	**Lab Contact**	
Germantown / MD / 20874	Tony Apanavage		
Project Name and Location (State)	**Carrier/Waybill Number**		
Martin State Airport, Strawberry Point, MD			
Contract/Purchase Order/Quote No.			

Sample I.D. No. and Description (Containers for each sample may be combined on one line)	Date	Time	Matrix: Air	Aqueous	Sed.	Soil	Containers & Preservatives: Unpres.	H_2SO_4	HNO_3	HCl	NaOH	ZnAc/NaOH	Analysis: VOCs	SVOCs	T. Metals	D. Metals	Special Instructions/ Conditions of Receipt
WP/SB-2	8/22/08	1100		X									X	X	X	X	
WP/SB-7	8/22/08	1030		|								X	X	X	X	
WP/SB-3	8/22/08	1005		|								X	X	X	X	
WP/SB-10	8/22/08	1205		|								X	X	X	X	
WP/SB-11	8/22/08	1415		↓									X				
WP-082208 - Trip Blank	8/22/08	( )		X									X				

Possible Hazard Identification
☐ Non-Hazard ☐ Flammable ☐ Skin Irritant ☐ Poison B ☐ Unknown

Sample Disposal
☐ Return To Client ☐ Disposal By Lab ☐ Archive For _____ Months (A fee may be assessed if samples are retained longer than 1 month)

Turn Around Time Required
☐ 24 Hours ☐ 48 Hours ☐ 7 Days ☐ 14 Days ☐ 21 Days ☐ Other _____

QC Requirements (Specify)

1. Relinquished By	Date 8/22/08	Time 1645	1. Received By	Date 8-22-2008	Time 16:15
2. Relinquished By	Date 8-22-08	Time 17:15	2. Received By	Date	Time
3. Relinquished By	Date	Time	3. Received By	Date 8/23/8	Time 1100

Comments

DISTRIBUTION: WHITE - Returned to Client with Report; CANARY - Stays with the Sample; PINK - Field Copy

7

(1 - 235)

TestAmerica Pittsburgh

CONTINUING CALIBRATION COMPOUNDS

Instrument ID: hp7.i Injection Date: 26-AUG-2008 08:30
Lab File ID: CC70826.D Init. Cal. Date(s): 15-JUL-2008 25-AUG-2008
Analysis Type: WATER Init. Cal. Times: 08:00 14:12
Lab Sample ID: vstd40 Quant Type: ISTD
Method: \\PITSVR06\D\chem\hp7.i\7082608D.b\8260bh2o.m

			CCAL	MIN		MAX	
COMPOUND	RRF / AMOUNT	RF40	RRF40	RRF	%D / %DRIFT	%D / %DRIFT	CURVE TYPE
64 1,1,2-Trichloroethane	0.85893	0.90955	0.90955	0.010	-5.89343	25.00000	Averaged
65 Tetrachloroethene	0.82353	0.88846	0.88846	0.010	-7.88412	25.00000	Averaged
66 2-Hexanone	0.65730	0.67793	0.67793	0.010	-3.13905	25.00000	Averaged
67 Dibromochloromethane	0.80395	0.88460	0.88460	0.010	-10.03238	25.00000	Averaged
68 1,2-Dibromoethane	0.83087	0.90165	0.90165	0.010	-8.51854	25.00000	Averaged
79 Chlorobenzene	3.04248	3.20282	3.20282	0.300	-5.27004	25.00000	Averaged
71 1,1,1,2-Tetrachloroethane	1.00618	1.08494	1.08494	0.010	-7.82760	25.00000	Averaged
72 Ethylbenzene	1.77127	1.81483	1.81483	0.010	-2.45903	20.00000	Averaged
73 m + p-Xylene	2.10216	2.17777	2.17777	0.010	-3.59682	25.00000	Averaged
74 Xylene-o	2.24963	2.33868	2.33868	0.010	-3.95826	25.00000	Averaged
M 75 Xylenes (total)	2.15132	2.23141	2.23141	0.010	-3.72308	25.00000	Averaged
76 Styrene	3.46919	3.53277	3.53277	0.010	-1.83264	25.00000	Averaged
77 Bromoform	0.41421	0.47505	0.47505	0.100	-14.68635	25.00000	Averaged
78 Isopropylbenzene	5.61641	5.80186	5.80186	0.010	-3.30182	25.00000	Averaged
79 Bromobenzene	0.81959	0.83732	0.83732	0.010	-2.16412	25.00000	Averaged
81 n-Propylbenzene	1.04820	1.04575	1.04575	0.010	0.23323	25.00000	Averaged
82 2-Chlorotoluene	0.93785	0.98920	0.98920	0.010	-5.47494	25.00000	Averaged
83 1,1,2,2-Tetrachloroethane	0.73428	0.82250	0.82250	0.300	-12.01506	25.00000	Averaged
84 1,2,3-Trichloropropane	0.18325	0.18604	0.18604	0.010	-1.51933	25.00000	Averaged
85 4-Chlorotoluene	0.92988	0.92019	0.92019	0.010	1.04233	25.00000	Averaged
86 1,3,5-Trimethylbenzene	3.33794	3.60245	3.60245	0.010	-7.92430	25.00000	Averaged
87 tert-Butylbenzene	2.81492	2.99597	2.99597	0.010	-6.43186	25.00000	Averaged
88 1,2,4-Trimethylbenzene	3.34707	3.57617	3.57617	0.010	-6.84491	25.00000	Averaged
89 sec-Butylbenzene	4.39342	4.63426	4.63426	0.010	-5.48196	25.00000	Averaged
90 4-Isopropyltoluene	3.37628	3.50557	3.50557	0.010	-3.82934	25.00000	Averaged
91 1,3-Dichlorobenzene	1.51608	1.52022	1.52022	0.010	-0.27308	25.00000	Averaged
93 1,4-Dichlorobenzene	1.51143	1.52287	1.52287	0.010	-0.75734	25.00000	Averaged
94 n-Butylbenzene	3.34478	3.30959	3.30959	0.010	1.05201	25.00000	Averaged
95 1,2-Dichlorobenzene	1.40795	1.49516	1.49516	0.010	-6.15454	25.00000	Averaged
96 1,2-Dibromo-3-chloropropane	0.08353	0.11212	0.11212	0.010	-34.22916	25.00000	Averaged <--
97 1,2,4-Trichlorobenzene	0.65317	0.69346	0.69346	0.010	-6.16971	25.00000	Averaged
98 Hexachlorobutadiene	200	162	0.26651	0.010	19.05501	0.000e+000	Quadratic
99 Naphthalene	0.91530	1.01014	1.01014	0.010	-10.36185	25.00000	Averaged
100 1,2,3-Trichlorobenzene	0.36222	0.34909	0.34909	0.010	3.62598	25.00000	Averaged
166 1,3,5-Trichlorobenzene	1.17122	1.26608	1.26608	0.010	-8.09939	50.00000	Averaged

TestAmerica Pittsburgh

CONTINUING CALIBRATION COMPOUNDS

Instrument ID: hp7.i Injection Date: 27-AUG-2008 18:08
Lab File ID: CC70827N.D Init. Cal. Date(s): 15-JUL-2008 25-AUG-2008
Analysis Type: WATER Init. Cal. Times: 08:00 14:12
Lab Sample ID: vstd40 Quant Type: ISTD
Method: \\PITSVR06\D\chem\hp7.i\7082708N.b\8260bh2o.m

COMPOUND	RRF / AMOUNT	RF40	CCAL RRF40	MIN RRF	%D / %DRIFT	MAX %D / %DRIFT	CURVE TYPE	
$ 39 Dibromofluoromethane	0.21094	0.20773	0.20773	0.010	1.52146	25.00000	Averaged	
$ 43 1,2-Dichloroethane-d4	0.26377	0.25237	0.25237	0.010	4.32168	25.00000	Averaged	
$ 59 Toluene-d8	4.37053	4.38041	4.38041	0.010	-0.22615	25.00000	Averaged	
$ 80 Bromofluorobenzene	1.50852	1.42810	1.42810	0.010	5.33105	25.00000	Averaged	
1 Dichlorodifluoromethane	200	242	0.23144	0.010	-21.20292	0.000e+000	Quadratic	
2 Chloromethane	0.44534	0.52727	0.52727	0.100	-18.39623	25.00000	Averaged	
3 Vinyl Chloride	0.37138	0.43190	0.43190	0.010	-16.29747	20.00000	Averaged	
4 Bromomethane	200	262	0.09047	0.010	-30.84545	0.000e+000	Quadratic	<- 1
5 Chloroethane	0.07237	0.13177	0.13177	0.010	-82.09047	25.00000	Averaged	<- 2
6 Trichlorofluoromethane	0.26433	0.35684	0.35684	0.010	-34.99752	25.00000	Averaged	<- 2
101 1,1,2-trichlorotrifluoroeth	200	217	0.26972	0.010	-8.66154	0.000e+000	Quadratic	
12 1,1-Dichloroethene	0.23103	0.25642	0.25642	0.010	-10.99188	20.00000	Averaged	
13 Acetone	200	152	0.05632	0.010	23.98146	0.000e+000	Quadratic	
15 Carbon Disulfide	0.84081	0.93821	0.93821	0.010	-11.58340	25.00000	Averaged	
155 Methyl acetate	0.19024	0.15789	0.15789	0.010	17.00177	25.00000	Averaged	
18 Methylene Chloride	0.29579	0.29911	0.29911	0.010	-1.12008	25.00000	Averaged	
19 trans-1,2-Dichloroethene	0.27294	0.28751	0.28751	0.010	-5.33489	25.00000	Averaged	
20 Methyl tert-butyl ether	0.62310	0.60474	0.60474	0.010	2.94649	25.00000	Averaged	
24 1,1-Dichloroethane	0.56069	0.57140	0.57140	0.100	-1.91008	25.00000	Averaged	
27 2,2-Dichloropropane	0.33346	0.38650	0.38650	0.010	-15.90601	25.00000	Averaged	
28 cis-1,2-dichloroethene	0.29483	0.29709	0.29709	0.010	-0.76369	25.00000	Averaged	
M 29 1,2-Dichloroethene (total)	0.28389	0.29230	0.29230	0.010	-2.96117	25.00000	Averaged	
30 Bromochloromethane	0.11449	0.10939	0.10939	0.010	4.45591	25.00000	Averaged	
31 2-Butanone	0.10119	0.08456	0.08456	0.010	16.43446	25.00000	Averaged	
37 Chloroform	0.45121	0.45497	0.45497	0.010	-0.83258	20.00000	Averaged	
102 Cyclohexane	0.59073	0.67774	0.67774	0.010	-14.72987	25.00000	Averaged	
38 1,1,1-Trichloroethane	0.33043	0.37175	0.37175	0.010	-12.50550	25.00000	Averaged	
40 1,1-Dichloropropene	0.34707	0.37481	0.37481	0.010	-7.99332	25.00000	Averaged	
41 Carbon Tetrachloride	0.23095	0.28019	0.28019	0.010	-21.32239	25.00000	Averaged	
42 Benzene	1.08578	1.10161	1.10161	0.010	-1.45720	25.00000	Averaged	
45 1,2-Dichloroethane	0.31600	0.30108	0.30108	0.010	4.71976	25.00000	Averaged	
47 Trichloroethene	0.24258	0.24831	0.24831	0.010	-2.36483	25.00000	Averaged	
156 Methyl cyclohexane	200	218	0.58741	0.010	-9.19554	0.000e+000	Quadratic	
49 1,2-Dichloropropane	0.31704	0.31460	0.31460	0.010	0.77038	20.00000	Averaged	
50 Dibromomethane	0.12247	0.11374	0.11374	0.010	7.13433	25.00000	Averaged	
53 Bromodichloromethane	0.30963	0.30922	0.30922	0.010	0.10136	25.00000	Averaged	
57 cis-1,3-Dichloropropene	0.39640	0.38479	0.38479	0.010	2.92996	25.00000	Averaged	
58 4-Methyl-2-Pentanone	1.11146	0.97197	0.97197	0.010	12.55046	25.00000	Averaged	
60 Toluene	4.97154	4.94945	4.94945	0.010	0.44429	20.00000	Averaged	
61 trans-1,3-Dichloropropene	1.54375	1.42807	1.42807	0.010	7.49321	25.00000	Averaged	
63 1,3-Dichloropropane	1.60889	1.45461	1.45461	0.010	9.58895	25.00000	Averaged	
64 1,1,2-Trichloroethane	0.85893	0.77313	0.77313	0.010	9.98894	25.00000	Averaged	

TestAmerica Pittsburgh

CONTINUING CALIBRATION COMPOUNDS

Instrument ID: hp5.i
Lab File ID: CC50828N.D
Analysis Type: SOIL
Lab Sample ID: vstd40
Method: \\PITSVR06\D\chem\hp5.i\5082808N.b\8260bh2o.m

Injection Date: 28-AUG-2008 18:58
Init. Cal. Date(s): 03-JUL-2008 03-JUL-2008
Init. Cal. Times: 08:29 11:13
Quant Type: ISTD

COMPOUND	RRF / AMOUNT	RF40	CCAL RRF40	MIN RRF	%D / %DRIFT	MAX %D / %DRIFT	CURVE TYPE
$ 39 Dibromofluoromethane	0.21872	0.22839	0.22839	0.010	-4.42076	25.00000	Averaged
$ 43 1,2-Dichloroethane-d4	0.30609	0.32788	0.32788	0.010	-7.11595	25.00000	Averaged
$ 59 Toluene-d8	4.04889	4.04173	4.04173	0.010	0.17692	25.00000	Averaged
$ 80 Bromofluorobenzene	1.64641	1.66078	1.66078	0.010	-0.87269	25.00000	Averaged
1 Dichlorodifluoromethane	0.22681	0.26251	0.26251	0.010	-15.74076	25.00000	Averaged
2 Chloromethane	0.32389	0.35263	0.35263	0.100	-8.87451	25.00000	Averaged
3 Vinyl Chloride	0.30506	0.30968	0.30968	0.010	-1.51419	20.00000	Averaged
4 Bromomethane	0.09993	0.10400	0.10400	0.010	-4.06886	25.00000	Averaged
5 Chloroethane	0.08829	0.12169	0.12169	0.010	-37.82269	25.00000	Averaged
6 Trichlorofluoromethane	200	219	0.35358	0.010	-9.60994	0.000e+000	Quadratic
10 1,1,2-trichloro-1,2,2-trifl	0.24846	0.23019	0.23019	0.010	7.35529	25.00000	Averaged
12 1,1-Dichloroethene	0.22475	0.20385	0.20385	0.010	9.29785	20.00000	Averaged
15 Carbon Disulfide	0.76732	0.65944	0.65944	0.010	14.06013	25.00000	Averaged
13 Acetone	200	176	0.07261	0.001	11.89993	0.000e+000	Quadratic
18 Methylene Chloride	0.26382	0.23433	0.23433	0.010	11.17670	25.00000	Averaged
19 trans-1,2-Dichloroethene	0.26083	0.23481	0.23481	0.010	9.97572	25.00000	Averaged
20 Methyl tert-butyl ether	0.73705	0.64744	0.64744	0.010	12.15774	25.00000	Averaged
24 1,1-Dichloroethane	0.48357	0.50195	0.50195	0.100	-3.79992	25.00000	Averaged
27 2,2-Dichloropropane	0.35440	0.37720	0.37720	0.010	-6.43453	25.00000	Averaged
28 cis-1,2-dichloroethene	0.27597	0.25795	0.25795	0.010	6.53052	25.00000	Averaged
M 29 1,2-Dichloroethene (total)	0.26840	0.24638	0.24638	0.010	8.20452	25.00000	Averaged
30 Bromochloromethane	0.11858	0.10819	0.10819	0.010	8.76147	25.00000	Averaged
31 2-Butanone	0.11905	0.10476	0.10476	0.010	11.99979	25.00000	Averaged
37 Chloroform	0.44524	0.44405	0.44405	0.010	0.26909	20.00000	Averaged
38 1,1,1-Trichloroethane	0.37857	0.38525	0.38525	0.010	-1.76424	25.00000	Averaged
40 1,1-Dichloropropene	0.38174	0.36199	0.36199	0.010	5.17332	25.00000	Averaged
41 Carbon Tetrachloride	0.26745	0.30930	0.30930	0.010	-15.65118	25.00000	Averaged
42 Benzene	1.08208	1.03886	1.03886	0.010	3.99460	25.00000	Averaged
45 1,2-Dichloroethane	0.39789	0.39520	0.39520	0.010	0.67589	25.00000	Averaged
47 Trichloroethene	0.26354	0.24557	0.24557	0.010	6.81632	25.00000	Averaged
49 1,2-Dichloropropane	0.26979	0.28880	0.28880	0.010	-7.04374	20.00000	Averaged
50 Dibromomethane	0.13994	0.12629	0.12629	0.010	9.75272	25.00000	Averaged
53 Bromodichloromethane	0.29689	0.32243	0.32243	0.010	-8.60102	25.00000	Averaged
57 cis-1,3-Dichloropropene	0.38940	0.40593	0.40593	0.010	-4.24517	25.00000	Averaged
58 4-Methyl-2-Pentanone	1.02562	1.03013	1.03013	0.010	-0.44019	25.00000	Averaged
60 Toluene	5.04132	4.74049	4.74049	0.010	5.96723	20.00000	Averaged
61 trans-1,3-Dichloropropene	1.52423	1.57556	1.57556	0.010	-3.36803	25.00000	Averaged
63 1,3-Dichloropropane	1.63769	1.56650	1.56650	0.010	4.34702	25.00000	Averaged
64 1,1,2-Trichloroethane	0.85392	0.79616	0.79616	0.010	6.76429	25.00000	Averaged
65 Tetrachloroethene	0.92495	0.91647	0.91647	0.010	0.91713	25.00000	Averaged
66 2-Hexanone	0.70144	0.67893	0.67893	0.010	3.20887	25.00000	Averaged
67 Dibromochloromethane	0.72015	0.80950	0.80950	0.010	-12.40607	25.00000	Averaged
68 1,2-Dibromoethane	0.84393	0.79747	0.79747	0.010	5.50512	25.00000	Averaged

Test America Pittsburgh

INITIAL CALIBRATION DATA

Start Cal Date : 26-AUG-2008 07:39
End Cal Date : 26-AUG-2008 10:24
Quant Method : ISTD
Origin : Disabled
Target Version : 4.14
Integrator : HP RTE
Method file : \\PITSVR06\d\chem\722.i\082608.b\LL.m
Last Edit : 27-Aug-2008 03:28 722.i
Curve Type : Average

Compound	0.40000 Level 1	2.000 Level 2	4.000 Level 3	10.000 Level 4	20.000 Level 5	40.000 Level 6	RRF	% RSD	
	80.000 Level 7								
82 Acenaphthene	1.08973	0.99907	1.06567	1.03702	1.10589	1.05080			
	1.25036						1.08551	7.430	
83 2,4-Dinitrophenol	+++++	0.06269	0.06810	0.11069	0.14124	0.13211			
	0.19023						0.11751	40.916	<-
84 Pentachlorobenzene	+++++	+++++	+++++	+++++	+++++	+++++			
	+++++						+++++	+++++	<-
85 4-Nitrophenol	+++++	0.26263	0.25146	0.23837	0.25030	0.27537			
	0.34868						0.27114	14.752	
86 Dibenzofuran	1.54404	1.48178	1.59471	1.53266	1.67834	1.63824			
	2.01728						1.64101	10.890	
87 2,4-Dinitrotoluene	0.22327	0.27998	0.36516	0.37200	0.40458	0.41280			
	0.52187						0.36852	26.154	<-
88 2,3,4,6-Tetrachlorophenol	0.30759	0.32946	0.32155	0.35651	0.37721	0.40549			
	0.46498						0.36611	15.082	<-
89 1-Naphthylamine	+++++	+++++	+++++	+++++	+++++	+++++			
	+++++						+++++	+++++	<-
90 Zinophos	+++++	+++++	+++++	+++++	+++++	+++++			
	+++++						+++++	+++++	<-
91 2,3,5,6-Tetrachlorophenol	0.39107	0.31989	0.34064	0.33682	0.36090	0.37648			
	0.44953						0.36791	11.815	
92 2-Naphthylamine	0.62063	0.77583	0.53728	0.68356	0.67249	0.53043			
	0.47738						0.61394	17.087	<-

Test America Pittsburgh

CONTINUING CALIBRATION COMPOUNDS

Instrument ID: 722.i Injection Date: 02-SEP-2008 07:31
Lab File ID: F09020C2.D Init. Cal. Date(s): 26-AUG-2008 26-AUG-2008
Analysis Type: Init. Cal. Times: 07:39 10:24
Lab Sample ID: sstd4 Quant Type: ISTD
Method: \\PITSVR06\d\chem\722.i\090208.b\LL.m

COMPOUND	RRF / AMOUNT	RF4	MIN RRF	%D / %DRIFT	MAX %D / %DRIFT	CURVE TYPE	
198 1,4-Dioxane	0.53738	0.53367	0.010	0.69062	25.00000	Averaged	
220 Benzaldehyde	0.88941	0.83276	0.010	6.36946	25.00000	Averaged	
10 N-Nitrosodimethylamine	0.76678	0.76505	0.010	0.22544	25.00000	Averaged	
9 Pyridine	1.41618	1.09950	0.010	22.36214	25.00000	Averaged	
16 Methyl methanesulfonate	0.78068	0.78431	0.010	-0.46480	25.00000	Averaged	
21 Aniline	1.63477	1.64263	0.010	-0.48064	25.00000	Averaged	
22 Phenol	1.39892	1.43695	0.010	-2.71841	20.00000	Averaged	
23 bis(2-Chloroethyl)ether	1.13350	1.05249	0.010	7.14620	25.00000	Averaged	
24 2-Chlorophenol	1.27395	1.29196	0.010	-1.41437	25.00000	Averaged	
26 1,3-Dichlorobenzene	1.61998	1.59937	0.010	1.27216	25.00000	Averaged	
27 1,4-Dichlorobenzene	1.62279	1.58307	0.010	2.44771	20.00000	Averaged	
28 1,2-Dichlorobenzene	1.56707	1.52333	0.010	2.79139	25.00000	Averaged	
29 Benzyl Alcohol	0.48956	0.13813	0.010	71.78514	25.00000	Averaged	<- NA FBB 9/2/08
30 2-Methylphenol	0.96501	1.02109	0.010	-5.81163	25.00000	Averaged	
31 2,2'-oxybis(1-Chloropropane	0.54297	0.54206	0.010	0.16755	25.00000	Averaged	
37 Acetophenone	1.53575	1.60269	0.010	-4.35890	25.00000	Averaged	
32 N-Nitroso-di-n-propylamine	0.75758	0.82807	0.050	-9.30540	25.00000	Averaged	
192 4-Methylphenol	1.00848	0.93266	0.010	7.51874	25.00000	Averaged	
34 Hexachloroethane	0.65935	0.65600	0.010	0.50840	25.00000	Averaged	
35 Nitrobenzene	0.47460	0.45402	0.010	4.33717	25.00000	Averaged	
41 Isophorone	0.65284	0.65846	0.010	-0.86145	25.00000	Averaged	
42 2-Nitrophenol	0.18625	0.19580	0.010	-5.12923	20.00000	Averaged	
43 2,4-Dimethylphenol	0.35198	0.33807	0.010	3.95387	25.00000	Averaged	
44 bis(2-Chloroethoxy)methane	0.34684	0.34410	0.010	0.79123	25.00000	Averaged	
48 2,4-Dichlorophenol	0.32422	0.34585	0.010	-6.67175	20.00000	Averaged	
49 Benzoic Acid	0.10773	0.11429	0.010	-6.08856	25.00000	Averaged	
50 1,2,4-Trichlorobenzene	0.42166	0.43111	0.010	-2.24199	25.00000	Averaged	
51 Naphthalene	1.04283	1.00967	0.010	3.17956	25.00000	Averaged	
52 4-Chloroaniline	0.38590	0.37466	0.010	2.91412	25.00000	Averaged	
54 2,6-Dichlorophenol	0.33526	0.34585	0.010	-3.15857	25.00000	Averaged	
56 Hexachlorobutadiene	0.32948	0.33618	0.010	-2.03164	20.00000	Averaged	
221 Caprolactam	0.07170	0.06613	0.010	7.76975	25.00000	Averaged	
59 4-Chloro-3-Methylphenol	0.26871	0.27552	0.010	-2.53547	20.00000	Averaged	
62 2-Methylnaphthalene	0.65237	0.65506	0.010	-0.41298	25.00000	Averaged	
205 1-Methylnaphthalene	0.63397	0.66276	0.010	-4.54003	25.00000	Averaged	
64 Hexachlorocyclopentadiene	0.26928	0.14369	0.050	46.63861	25.00000	Averaged	<-
66 2,4,6-Trichlorophenol	0.43081	0.39452	0.010	8.42261	20.00000	Averaged	
67 2,4,5-Trichlorophenol	0.42589	0.42983	0.010	-0.92574	25.00000	Averaged	
222 1,1'-Biphenyl	1.53714	1.41744	0.010	7.78716	25.00000	Averaged	
70 2-Chloronaphthalene	1.23310	1.15563	0.010	6.28300	25.00000	Averaged	
73 2-Nitroaniline	0.32005	0.32375	0.010	-1.15721	25.00000	Averaged	
76 Dimethylphthalate	1.29874	1.26214	0.010	2.81821	25.00000	Averaged	

Test America Pittsburgh

CONTINUING CALIBRATION COMPOUNDS

Instrument ID: 722.i Injection Date: 02-SEP-2008 07:31
Lab File ID: F09020C2.D Init. Cal. Date(s): 26-AUG-2008 26-AUG-2008
Analysis Type: Init. Cal. Times: 07:39 10:24
Lab Sample ID: sstd4 Quant Type: ISTD
Method: \\PITSVR06\d\chem\722.i\090208.b\LL.m

COMPOUND	RRF / AMOUNT	RF4	MIN RRF	%D / %DRIFT	MAX %D / %DRIFT	CURVE TYPE	
78 2,6-Dinitrotoluene	0.26550	0.25275	0.010	4.80407	25.00000	Averaged	
79 Acenaphthylene	1.71176	1.58507	0.010	7.40117	25.00000	Averaged	
81 3-Nitroaniline	0.22962	0.23085	0.010	-0.53365	25.00000	Averaged	
82 Acenaphthene	1.08551	1.04168	0.010	4.03736	20.00000	Averaged	
83 2,4-Dinitrophenol	0.11751	0.08381	0.050	28.68293	25.00000	Averaged	<-
85 4-Nitrophenol	0.27114	0.23274	0.050	14.16013	25.00000	Averaged	
86 Dibenzofuran	1.64101	1.50875	0.010	8.05936	25.00000	Averaged	
87 2,4-Dinitrotoluene	0.36852	0.36449	0.010	1.09434	25.00000	Averaged	
91 2,3,5,6-Tetrachlorophenol	0.36791	0.30809	0.010	16.25746	25.00000	Averaged	
88 2,3,4,6-Tetrachlorophenol	0.36611	0.36966	0.010	-0.96954	25.00000	Averaged	
92 2-Naphthylamine	0.61394	0.64584	0.010	-5.19574	25.00000	Averaged	
93 Diethylphthalate	1.22587	1.19221	0.010	2.74542	25.00000	Averaged	
94 Fluorene	1.29918	1.15362	0.010	11.20345	25.00000	Averaged	
95 4-Chlorophenyl-phenylether	0.76166	0.70492	0.010	7.44937	25.00000	Averaged	
96 4-Nitroaniline	0.19566	0.21182	0.010	-8.25731	25.00000	Averaged	
98 4,6-Dinitro-2-methylphenol	0.12826	0.13528	0.010	-5.47507	25.00000	Averaged	
99 N-Nitrosodiphenylamine	0.56270	0.57561	0.010	-2.29313	20.00000	Averaged	
100 1,2-Diphenylhydrazine	0.90345	0.89855	0.010	0.54222	25.00000	Averaged	
106 4-Bromophenyl-phenylether	0.26895	0.27906	0.010	-3.75914	25.00000	Averaged	
107 Hexachlorobenzene	0.28163	0.28317	0.010	-0.54820	25.00000	Averaged	
223 Atrazine	0.23000	0.22173	0.010	3.59586	25.00000	Averaged	
111 Pentachlorophenol	0.11982	0.11699	0.025	2.36754	20.00000	Averaged	
115 Phenanthrene	1.07880	1.02062	0.010	5.39333	25.00000	Averaged	
116 Anthracene	1.08482	1.05171	0.010	3.05207	25.00000	Averaged	
119 Carbazole	0.85006	0.80561	0.010	5.22976	25.00000	Averaged	
120 Di-n-Butylphthalate	1.10262	0.97593	0.010	11.49009	25.00000	Averaged	
123 Fluoranthene	1.10065	0.99854	0.010	9.27723	20.00000	Averaged	
124 Benzidine	0.32912	0.28500	0.010	13.40563	25.00000	Averaged	
125 Pyrene	1.11511	1.20209	0.010	-7.79987	25.00000	Averaged	
131 Butylbenzylphthalate	0.46481	0.50825	0.010	-9.34677	25.00000	Averaged	
135 3,3'-Dichlorobenzidine	0.39580	0.42363	0.010	-7.03373	25.00000	Averaged	
136 Benzo(a)Anthracene	1.18603	1.17456	0.010	0.96704	25.00000	Averaged	
137 Chrysene	1.13887	1.09135	0.010	4.17204	25.00000	Averaged	
139 bis(2-ethylhexyl)Phthalate	0.68262	0.71645	0.010	-4.95665	25.00000	Averaged	
140 Di-n-octylphthalate	1.38904	1.54319	0.010	-11.09702	20.00000	Averaged	
141 Benzo(b)fluoranthene	1.57905	1.37527	0.010	12.90544	25.00000	Averaged	
142 Benzo(k)fluoranthene	1.59726	1.65966	0.010	-3.90649	25.00000	Averaged	
143 7,12-dimethylbenz[a]anthrac	0.72661	0.65279	0.010	10.16025	25.00000	Averaged	
146 Benzo(a)pyrene	1.28290	1.23935	0.010	3.39476	20.00000	Averaged	
149 Indeno(1,2,3-cd)pyrene	1.53889	1.64976	0.010	-7.20465	25.00000	Averaged	
150 Dibenz(a,h)anthracene	1.34758	1.46814	0.010	-8.94652	25.00000	Averaged	
151 Benzo(g,h,i)perylene	1.31879	1.44103	0.010	-9.26916	25.00000	Averaged	

Test America Pittsburgh

CONTINUING CALIBRATION COMPOUNDS

Instrument ID: 722.i Injection Date: 03-SEP-2008 04:38
Lab File ID: F09030C2.D Init. Cal. Date(s): 26-AUG-2008 26-AUG-2008
Analysis Type: Init. Cal. Times: 07:39 10:24
Lab Sample ID: sstd4 Quant Type: ISTD
Method: \\PITSVR06\d\chem\722.i\090308.b\LL.m

COMPOUND	RRF / AMOUNT	RF4	MIN RRF	%D / %DRIFT	MAX %D / %DRIFT	CURVE TYPE	
198 1,4-Dioxane	0.53738	0.78365	0.010	-45.82758	25.00000	Averaged	<-
220 Benzaldehyde	0.88941	0.54673	0.010	38.52908	25.00000	Averaged	<-
10 N-Nitrosodimethylamine	0.76678	0.79911	0.010	-4.21813	25.00000	Averaged	
9 Pyridine	1.41618	1.33210	0.010	5.93724	25.00000	Averaged	
16 Methyl methanesulfonate	0.78068	0.75977	0.010	2.67916	25.00000	Averaged	
21 Aniline	1.63477	1.44676	0.010	11.50060	25.00000	Averaged	
22 Phenol	1.39892	1.43164	0.010	-2.33886	20.00000	Averaged	
23 bis(2-Chloroethyl)ether	1.13350	1.13570	0.010	-0.19416	25.00000	Averaged	
24 2-Chlorophenol	1.27395	1.23858	0.010	2.77621	25.00000	Averaged	
26 1,3-Dichlorobenzene	1.61998	1.60618	0.010	0.85165	25.00000	Averaged	
27 1,4-Dichlorobenzene	1.62279	1.57394	0.010	3.01027	20.00000	Averaged	
28 1,2-Dichlorobenzene	1.56707	1.44850	0.010	7.56687	25.00000	Averaged	
29 Benzyl Alcohol	0.48956	0.25226	0.010	48.47131	25.00000	Averaged	<-
30 2-Methylphenol	0.96501	0.94815	0.010	1.74651	25.00000	Averaged	
31 2,2'-oxybis(1-Chloropropane	0.54297	0.49950	0.010	8.00546	25.00000	Averaged	
37 Acetophenone	1.53575	1.58752	0.010	-3.37094	25.00000	Averaged	
32 N-Nitroso-di-n-propylamine	0.75758	0.77614	0.050	-2.45085	25.00000	Averaged	
192 4-Methylphenol	1.00848	0.76473	0.010	24.16986	25.00000	Averaged	
34 Hexachloroethane	0.65935	0.63860	0.010	3.14678	25.00000	Averaged	
35 Nitrobenzene	0.47460	0.59115	0.010	-24.55782	25.00000	Averaged	
41 Isophorone	0.65284	0.69359	0.010	-6.24227	25.00000	Averaged	
42 2-Nitrophenol	0.18625	0.19063	0.010	-2.35317	20.00000	Averaged	
43 2,4-Dimethylphenol	0.35198	0.39713	0.010	-12.82624	25.00000	Averaged	
44 bis(2-Chloroethoxy)methane	0.34684	0.38780	0.010	-11.80875	25.00000	Averaged	
48 2,4-Dichlorophenol	0.32422	0.33618	0.010	-3.68903	20.00000	Averaged	
49 Benzoic Acid	0.10773	0.08034	0.010	25.42361	25.00000	Averaged	<-
50 1,2,4-Trichlorobenzene	0.42166	0.41673	0.010	1.16875	25.00000	Averaged	
51 Naphthalene	1.04283	0.99090	0.010	4.97965	25.00000	Averaged	
52 4-Chloroaniline	0.38590	0.21400	0.010	44.54457	25.00000	Averaged	<-
54 2,6-Dichlorophenol	0.33526	0.33146	0.010	1.13319	25.00000	Averaged	
56 Hexachlorobutadiene	0.32948	0.34130	0.010	-3.58519	20.00000	Averaged	
221 Caprolactam	0.07170	0.06869	0.010	4.19546	25.00000	Averaged	
59 4-Chloro-3-Methylphenol	0.26871	0.28454	0.010	-5.89184	20.00000	Averaged	
62 2-Methylnaphthalene	0.65237	0.68974	0.010	-5.72827	25.00000	Averaged	
205 1-Methylnaphthalene	0.63397	0.66487	0.010	-4.87409	25.00000	Averaged	
64 Hexachlorocyclopentadiene	0.26928	0.12937	0.050	51.95816	25.00000	Averaged	<-
66 2,4,6-Trichlorophenol	0.43081	0.41544	0.010	3.56698	20.00000	Averaged	
67 2,4,5-Trichlorophenol	0.42589	0.41640	0.010	2.22756	25.00000	Averaged	
222 1,1'-Biphenyl	1.53714	1.42593	0.010	7.23472	25.00000	Averaged	
70 2-Chloronaphthalene	1.23310	1.20246	0.010	2.48479	25.00000	Averaged	
73 2-Nitroaniline	0.32005	0.33184	0.010	-3.68587	25.00000	Averaged	
76 Dimethylphthalate	1.29874	1.22620	0.010	5.58519	25.00000	Averaged	

Test America Pittsburgh

CONTINUING CALIBRATION COMPOUNDS

Instrument ID: 722.i
Lab File ID: F09030C2.D
Analysis Type:
Lab Sample ID: sstd4
Method: \\PITSVR06\d\chem\722.i\090308.b\LL.m

Injection Date: 03-SEP-2008 04:38
Init. Cal. Date(s): 26-AUG-2008 26-AUG-2008
Init. Cal. Times: 07:39 10:24
Quant Type: ISTD

COMPOUND	RRF / AMOUNT	RF4	MIN RRF	%D / %DRIFT	MAX %D / %DRIFT	CURVE TYPE	
78 2,6-Dinitrotoluene	0.26550	0.25684	0.010	3.26207	25.00000	Averaged	
79 Acenaphthylene	1.71176	1.75531	0.010	-2.54393	25.00000	Averaged	
81 3-Nitroaniline	0.22962	0.21629	0.010	5.80445	25.00000	Averaged	
82 Acenaphthene	1.08551	1.03580	0.010	4.57945	20.00000	Averaged	
83 2,4-Dinitrophenol	0.11751	0.08132	0.050	30.80094	25.00000	Averaged	<-
85 4-Nitrophenol	0.27114	0.24163	0.050	10.88064	25.00000	Averaged	
86 Dibenzofuran	1.64101	1.53385	0.010	6.52987	25.00000	Averaged	
87 2,4-Dinitrotoluene	0.36852	0.32546	0.010	11.68665	25.00000	Averaged	
91 2,3,5,6-Tetrachlorophenol	0.36791	0.29063	0.010	21.00514	25.00000	Averaged	
88 2,3,4,6-Tetrachlorophenol	0.36611	0.35678	0.010	2.55012	25.00000	Averaged	
92 2-Naphthylamine	0.61394	0.27091	0.010	55.87351	25.00000	Averaged	<- NA RRF 9/3/08
93 Diethylphthalate	1.22587	1.08980	0.010	11.09951	25.00000	Averaged	
94 Fluorene	1.29918	1.15376	0.010	11.19305	25.00000	Averaged	
95 4-Chlorophenyl-phenylether	0.76166	0.69207	0.010	9.13600	25.00000	Averaged	
96 4-Nitroaniline	0.19566	0.18891	0.010	3.45111	25.00000	Averaged	
98 4,6-Dinitro-2-methylphenol	0.12826	0.11068	0.010	13.70504	25.00000	Averaged	
99 N-Nitrosodiphenylamine	0.56270	0.51063	0.010	9.25495	20.00000	Averaged	
100 1,2-Diphenylhydrazine	0.90345	0.88461	0.010	2.08539	25.00000	Averaged	
106 4-Bromophenyl-phenylether	0.26895	0.27149	0.010	-0.94656	25.00000	Averaged	
107 Hexachlorobenzene	0.28163	0.27008	0.010	4.09986	25.00000	Averaged	
223 Atrazine	0.23000	0.17110	0.010	25.60792	25.00000	Averaged	<-
111 Pentachlorophenol	0.11982	0.12024	0.025	-0.34704	20.00000	Averaged	
115 Phenanthrene	1.07880	0.98039	0.010	9.12262	25.00000	Averaged	
116 Anthracene	1.08482	1.01397	0.010	6.53086	25.00000	Averaged	
119 Carbazole	0.85006	0.77163	0.010	9.22629	25.00000	Averaged	
120 Di-n-Butylphthalate	1.10262	0.89238	0.010	19.06740	25.00000	Averaged	
123 Fluoranthene	1.10065	0.95133	0.010	13.56658	20.00000	Averaged	
124 Benzidine	0.32912	0.11388	0.010	65.39734	25.00000	Averaged	<- NA RRF 9/3/08
125 Pyrene	1.11511	1.39233	0.010	-24.86042	25.00000	Averaged	
131 Butylbenzylphthalate	0.46481	0.39487	0.010	15.04709	25.00000	Averaged	
135 3,3'-Dichlorobenzidine	0.39580	0.36282	0.010	8.33269	25.00000	Averaged	
136 Benzo(a)Anthracene	1.18603	1.14787	0.010	3.21768	25.00000	Averaged	
137 Chrysene	1.13887	1.13046	0.010	0.73768	25.00000	Averaged	
139 bis(2-ethylhexyl)Phthalate	0.68262	0.63638	0.010	6.77357	25.00000	Averaged	
140 Di-n-octylphthalate	1.38904	1.34501	0.010	3.17017	20.00000	Averaged	
141 Benzo(b)fluoranthene	1.57905	1.49929	0.010	5.05095	25.00000	Averaged	
142 Benzo(k)fluoranthene	1.59726	1.48981	0.010	6.72749	25.00000	Averaged	
143 7,12-dimethylbenz[a]anthrac	0.72661	0.68579	0.010	5.61759	25.00000	Averaged	
146 Benzo(a)pyrene	1.28290	1.23651	0.010	3.61589	20.00000	Averaged	
149 Indeno(1,2,3-cd)pyrene	1.53889	1.60933	0.010	-4.57748	25.00000	Averaged	
150 Dibenz(a,h)anthracene	1.34758	1.35666	0.010	-0.67350	25.00000	Averaged	
151 Benzo(g,h,i)perylene	1.31879	1.39200	0.010	-5.55118	25.00000	Averaged	

TETRA TECH NUS

TO: D. MURALI **DATE:** SEPTEMBER 22, 2008

FROM: MEGAN RITCHIE **COPIES:** FILE

SUBJECT: **INORGANIC DATA VALIDATION - METALS**
Lockheed Martin - Martin State Airport Site Strawberry Point Phase II
SDG NO. C3H230185

SAMPLES: **4/Aqueous/**

WP/SB-2	WP/SB-7
WP/SB-3	WP/SB-10

OVERVIEW

The sample set for the Lockheed Martin, Martin State Airport Strawberry Point Phase II, SDG C3H230185 consists of four aqueous samples (designated WP/SB-). All samples were analyzed for target analyte list (TAL) Total and Dissolved Metals. No field duplicates were included in this sample set.

The samples were collected by Tetra Tech NUS on August 22, 2008 and analyzed by Test America laboratory of Pittsburgh, Pennsylvania.

All analyses were conducted using SW-846 Methods 6010B and 7470A.

SUMMARY

All analytes were successfully analyzed. The findings offered in this report are based upon a general review of all available data including data completeness, holding times until analysis, calibration data, laboratory blank results, ICP interference check samples, matrix spike results, laboratory control spike results, laboratory duplicate results, and ICP serial dilution results.

Areas of concern with respect to data quality are listed below as follows:

MAJOR PROBLEMS

- None.

MINOR PROBLEMS

- The following table summarizes the analytes detected as contaminants in the laboratory blanks at the maximum concentration indicated:

Compound	Total Metals Maximum Concentration	Total Metals Action Level	Dissolved Metals Maximum Concentration	Dissolved Metals Action Level
Aluminum	21 ug/L	105 ug/L	21 ug/L	105 ug/L
Barium	0.5 ug/L	2.5 ug/L	0.5 ug/L	2.5 ug/L

Compound	Total Metals Maximum Concentration	Total Metals Action Level	Dissolved Metals Maximum Concentration	Dissolved Metals Action Level
Beryllium	0.4 ug/L	2 ug/L	0.4 ug/L	2 ug/L
Calcium[1]	28.2 ug/L	141 ug/L	25.5 ug/L	127.5 ug/L
Cobalt	0.9 ug/L	4.5 ug/L	0.9 ug/L	4.5 ug/L
Chromium	1.2 ug/L	6 ug/L	1.2 ug/L	6 ug/L
Iron	17.2 ug/L	86 ug/L	17.2 ug/L	86 ug/L
Magnesium	10.9 ug/L	54.5 ug/L	10.9 ug/L	54.5 ug/L
Manganese	0.5 ug/L	2.5 ug/L	0.5 ug/L	2.5 ug/L
Nickel	1.9 ug/L	9.5 ug/L	1.9 ug/L	9.5 ug/L
Silver	0.9 ug/L	4.5 ug/L	0.9 ug/L	4.5 ug/L
Thallium	4.2 ug/L	21 ug/L	4.2 ug/L	21 ug/L
Zinc[1]	3.3 ug/L	16.5 ug/L	3.3 ug/L	16.5 ug/L

[1] –Indicates compound was detected at a maximum level in a preparation blank.

Samples affected: The action levels apply to all aqueous environmental samples.

Adjustments were made for the samples aliquot size and dilution factors. Results for aluminum, beryllium, chromium, silver, and thallium reported at concentrations within the action level are qualified (B) and are considered to be false positives (artifacts of blank contamination).

- Negative laboratory blank concentrations greater than the MDL were reported for aluminum, copper, mercury, and sodium which is indicative of instrumental problems and baseline drifting. The positive and non detected results for copper and sodium in all samples were qualified as estimated (J/UJ).
- The CRDL standard recovery for total selenium exceeded the QC limit of 120%. The positive result for total selenium that was less than 2X the reporting limit was qualified as biased high (K) for sample WP/SB-7.
- The matrix spike and matrix spike duplicate (MS/MSD) recoveries for total aluminum exceeded the upper QC limit of 125%. The positive total aluminum results for all samples were qualified as biased high (K) unless superseded by the qualifier B for blank contamination or the qualifier J for other QC problems.
- Serial dilution percent difference (%D) for zinc exceeded the QC limit. The positive results for zinc in all samples were qualified as estimated (J).

Notes

The MS/MSD percent recoveries were not calculated for iron or manganese because the sample concentrations were greater than 4X the spike concentration.

The total and dissolved fractions for samples WP/SB-3 and WP/SB-10 were analyzed at 5X dilutions because the internal standard yttrium recoveries were outside the QC limits of 70-130%.

EXECUTIVE SUMMARY

Laboratory Performance: Several analytes were present in the laboratory blanks. Negative blank concentrations greater than the MDL were reported for four analytes. Selenium exceeded the CRDL recovery limit. Zinc exceeded serial dilution QC criteria.

Other Factors Affecting Data Quality: The total aluminum MS/MSD recoveries exceeded the upper QC limit.

The data for these analyses were reviewed with reference to the EPA "Functional Guidelines for Inorganic Data Review", as amended for use within EPA Region 3 (4/93).

The text of this report has been formatted to address only those problem areas affecting data quality.

"I attest that the data referenced herein were validated according to the agreed upon validation criteria as specified in the Functional Guidelines and the Quality Assurance Project Plan (QAPjP)."

Megan Ritchie

Megan Ritchie
Chemist

Tetra Tech NUS, Inc.
Joseph A. Samchuck
Data Validation Quality Assurance Officer

Attachments:

1. Appendix A - Qualified Analytical Results
2. Appendix B - Results as Reported by the Laboratory
3. Appendix C - Support Documentation

APPENDIX A

Qualified Analytical Results

PROJ_NO: 01659

SDG: C8H230185 MEDIA: WATER DATA FRACTION: M

nsample	WP/SB-10
samp_date	8/22/2008
lab_id	C8H230185004
qc_type	NM
units	UG/L
Pct_Solids	
DUP_OF:	

Parameter	Result	Val Qual	Qual Code
MERCURY	0.071	J	O

nsample	WP/SB-10DL
samp_date	8/22/2008
lab_id	C8H230185004
qc_type	NM
units	UG/L
Pct_Solids	
DUP_OF:	

Parameter	Result	Val Qual	Qual Code
ALUMINUM	76500	J	DO
ANTIMONY	14.5	U	
ARSENIC	17.4		
BARIUM	24.7		
BERYLLIUM	49.8		
CADMIUM	1.2	U	
CALCIUM	38900	J	
CHROMIUM	17	B	A
COBALT	414		
COPPER	3.6	UJ	O
IRON	248000		
LEAD	12	U	
MAGNESIUM	92600	J	
MANGANESE	33300		
NICKEL	506		
POTASSIUM	14700		
SELENIUM	12.5	U	
SILVER	3	U	
SODIUM	21100	J	O
THALLIUM	15.4	U	
VANADIUM	38.6		
ZINC	580	J	I

nsample	WP/SB-2
samp_date	8/22/2008
lab_id	C8H230185001
qc_type	NM
units	UG/L
Pct_Solids	
DUP_OF:	

Parameter	Result	Val Qual	Qual Code
ALUMINUM	7420	J	DO
ANTIMONY	2.9	U	
ARSENIC	14.6		
BARIUM	59.8		
BERYLLIUM	1.2	B	A
CADMIUM	0.3		
CALCIUM	25400		
CHROMIUM	24.9		
COBALT	58.6		
COPPER	12.8	J	O
IRON	73700		
LEAD	14		
MAGNESIUM	20100		
MANGANESE	3970		
MERCURY	0.2	UJ	O
NICKEL	56.1		
POTASSIUM	5750		
SELENIUM	2.5	U	
SILVER	0.67	B	A
SODIUM	28600	J	O
THALLIUM	3.1	U	
VANADIUM	29.6		
ZINC	90.9	J	I

PROJ_NO: 01659

SDG: C8H230185 MEDIA: WATER DATA FRACTION: M

nsample	WP/SB-3
samp_date	8/22/2008
lab_id	C8H230185003
qc_type	NM
units	UG/L
Pct_Solids	
DUP_OF:	

Parameter	Result	Val Qual	Qual Code
MERCURY	0.2	UJ	O

nsample	WP/SB-3DL
samp_date	8/22/2008
lab_id	C8H230185003
qc_type	NM
units	UG/L
Pct_Solids	
DUP_OF:	

Parameter	Result	Val Qual	Qual Code
ALUMINUM	78100	J	DO
ANTIMONY	14.5	U	
ARSENIC	25.6		
BARIUM	13.1		
BERYLLIUM	66		
CADMIUM	20.4		
CALCIUM	13200		
CHROMIUM	10.8	B	A
COBALT	763		
COPPER	24.8	J	O
IRON	88000		
LEAD	14		
MAGNESIUM	49200		
MANGANESE	15000		
NICKEL	931		
POTASSIUM	10700		
SELENIUM	12.5	U	
SILVER	3	U	
SODIUM	8360	J	O
THALLIUM	15.4	U	
VANADIUM	25		
ZINC	3100	J	I

nsample	WP/SB-7
samp_date	8/22/2008
lab_id	C8H230185002
qc_type	NM
units	UG/L
Pct_Solids	
DUP_OF:	

Parameter	Result	Val Qual	Qual Code
ALUMINUM	238	J	DO
ANTIMONY	2.9	U	
ARSENIC	4.6		
BARIUM	38.7		
BERYLLIUM	0.5	B	A
CADMIUM	0.54		
CALCIUM	48000	J	
CHROMIUM	2.3	B	A
COBALT	29.2		
COPPER	1.1	J	O
IRON	7640		
LEAD	2.4	U	
MAGNESIUM	23700	J	
MANGANESE	2300		
MERCURY	0.2	UJ	O
NICKEL	57.6		
POTASSIUM	12700		
SELENIUM	2.9	K	P
SILVER	0.83	B	A
SODIUM	5890	J	O
THALLIUM	3.5	B	A
VANADIUM	3.3		
ZINC	68.4	J	I

PROJ_NO: 01659

SDG: C8H230185 MEDIA: WATER DATA FRACTION: MF

nsample	WP/SB-10
samp_date	8/22/2008
lab_id	C8H230185004
qc_type	NM
units	UG/L
Pct_Solids	
DUP_OF:	

Parameter	Result	Val Qual	Qual Code
MERCURY	0.2	UJ	O

nsample	WP/SB-10DL
samp_date	8/22/2008
lab_id	C8H230185004
qc_type	NM
units	UG/L
Pct_Solids	
DUP_OF:	

Parameter	Result	Val Qual	Qual Code
ALUMINUM	75200	J	O
ANTIMONY	14.5	U	
ARSENIC	17.4		
BARIUM	24.4		
BERYLLIUM	50		
CADMIUM	1.2	U	
CALCIUM	39200		
CHROMIUM	13.8	B	A
COBALT	417		
COPPER	3.6	UJ	O
IRON	249000		
LEAD	12	U	
MAGNESIUM	93500		
MANGANESE	33600		
NICKEL	509		
POTASSIUM	14600		
SELENIUM	12.5	U	
SILVER	3	U	
SODIUM	21200	J	O
THALLIUM	15.4	U	
VANADIUM	33.3		
ZINC	581	J	I

nsample	WP/SB-2
samp_date	8/22/2008
lab_id	C8H230185001
qc_type	NM
units	UG/L
Pct_Solids	
DUP_OF:	

Parameter	Result	Val Qual	Qual Code
ALUMINUM	55.5	B	A
ANTIMONY	2.9	U	
ARSENIC	8.8		
BARIUM	26.5		
BERYLLIUM	0.52	B	A
CADMIUM	0.23	U	
CALCIUM	23000		
CHROMIUM	2.3	B	A
COBALT	56.1		
COPPER	0.72	UJ	O
IRON	60400		
LEAD	2.4	U	
MAGNESIUM	19300		
MANGANESE	4010		
MERCURY	0.2	UJ	O
NICKEL	50.9		
POTASSIUM	5080		
SELENIUM	2.5	U	
SILVER	0.89	B	A
SODIUM	30000	J	O
THALLIUM	4.7	B	A
VANADIUM	2.8		
ZINC	73.3	J	I

PROJ_NO: 01659

SDG: C8H230185 MEDIA: WATER DATA FRACTION: MF

nsample	WP/SB-3
samp_date	8/22/2008
lab_id	C8H230185003
qc_type	NM
units	UG/L
Pct_Solids	
DUP_OF:	

Parameter	Result	Val Qual	Qual Code
MERCURY	0.2	UJ	O

nsample	WP/SB-3DL
samp_date	8/22/2008
lab_id	C8H230185003
qc_type	NM
units	UG/L
Pct_Solids	
DUP_OF:	

Parameter	Result	Val Qual	Qual Code
ALUMINUM	78900	J	O
ANTIMONY	14.5	U	
ARSENIC	22.5		
BARIUM	14		
BERYLLIUM	67.6		
CADMIUM	20.6		
CALCIUM	13700		
CHROMIUM	12.6	B	A
COBALT	796		
COPPER	25.5	J	O
IRON	94600		
LEAD	12	U	
MAGNESIUM	50700		
MANGANESE	15400		
NICKEL	970		
POTASSIUM	11100		
SELENIUM	12.5	U	
SILVER	3	U	
SODIUM	9170	J	O
THALLIUM	15.4	U	
VANADIUM	17		
ZINC	3210	J	I

nsample	WP/SB-7
samp_date	8/22/2008
lab_id	C8H230185002
qc_type	NM
units	UG/L
Pct_Solids	
DUP_OF:	

Parameter	Result	Val Qual	Qual Code
ALUMINUM	62	B	A
ANTIMONY	2.9	U	
ARSENIC	3.8		
BARIUM	39.6		
BERYLLIUM	0.4	B	A
CADMIUM	0.32		
CALCIUM	48200		
CHROMIUM	1.2	B	A
COBALT	28.7		
COPPER	0.72	UJ	O
IRON	8120		
LEAD	2.4	U	
MAGNESIUM	23900		
MANGANESE	2350		
MERCURY	0.2	UJ	O
NICKEL	55.7		
POTASSIUM	12700		
SELENIUM	2.5	U	
SILVER	0.6	B	A
SODIUM	6000	J	O
THALLIUM	3.1	U	
VANADIUM	1.8		
ZINC	64.5	J	I

Qualifier Codes:

a	=	Lab Blank Contamination
b	=	Field Blank Contamination
c	=	Calibration (i.e., %RSDs, %Ds, ICVs, CCVs, RPDs, RRFs, etc.) Noncompliance
d	=	MS/MSD Noncompliance
e	=	LSC/LSCD Noncompliance
f	=	Laboratory Duplicate Imprecision
g	=	Field Duplicate Imprecision
h	=	Holding Time Exceedance
i	=	ICP Serial Dilution Noncompliance
j	=	GFAA PDS – GFAA MSA's r<0.995 (correlation coefficient)
k	=	ICP Interference – include ICSAB %Rs
l	=	Instrument Calibration Range Exceedance
m	=	Sample Preservation
n	=	Internal Standard Noncompliance
o	=	Poor Instrument Performance (i.e. baseline drifting)
p	=	Uncertainty Near Detection Limit (<2 x IDL for inorganics and < CRQL for organics)
q	=	Other Problems (can encompass of number of issues)
r	=	Surrogates Recovery Noncompliance
s	=	Pesticide/PCB Resolution
t	=	% Breakdown Noncompliance for DDT and Endrin
u	=	Pesticide/PCB % Difference Between Columns for Positive Results
v	=	Non-linear Calibrations, Tuning r <0.995 (correlation coefficient)

APPENDIX B

Results as Reported by the Laboratory

Tetra Tech NUS, Inc

Client Sample ID: WP/SB-2

TOTAL Metals

Lot-Sample #...: C8H230185-001 Matrix.....: WATER
Date Sampled...: 08/22/08 Date Received..: 08/23/08

PARAMETER	RESULT	REPORTING LIMIT	UNITS	METHOD	PREPARATION-ANALYSIS DATE	WORK ORDER #
Prep Batch #...: 8238268						
Silver	0.67 B	5.0	ug/L	SW846 6010B	08/25-09/03/08	KVN8G1AD
		Dilution Factor: 1		Analysis Time..: 18:41	Analyst ID.....: 022952	
		Instrument ID..: TRACEICP		MS Run #.....: 8238165	MDL.....: 0.59	
Aluminum	7420	200	ug/L	SW846 6010B	08/25-09/03/08	KVN8G1AE
		Dilution Factor: 1		Analysis Time..: 18:41	Analyst ID.....: 022952	
		Instrument ID..: TRACEICP		MS Run #.....: 8238165	MDL.....: 8.2	
Arsenic	14.6	10.0	ug/L	SW846 6010B	08/25-09/03/08	KVN8G1AF
		Dilution Factor: 1		Analysis Time..: 18:41	Analyst ID.....: 022952	
		Instrument ID..: TRACEICP		MS Run #.....: 8238165	MDL.....: 2.2	
Barium	59.8 B,J	200	ug/L	SW846 6010B	08/25-09/03/08	KVN8G1AG
		Dilution Factor: 1		Analysis Time..: 18:41	Analyst ID.....: 022952	
		Instrument ID..: TRACEICP		MS Run #.....: 8238165	MDL.....: 0.10	
Beryllium	1.2 B	4.0	ug/L	SW846 6010B	08/25-09/03/08	KVN8G1AH
		Dilution Factor: 1		Analysis Time..: 18:41	Analyst ID.....: 022952	
		Instrument ID..: TRACEICP		MS Run #.....: 8238165	MDL.....: 0.32	
Calcium	25400 J	5000	ug/L	SW846 6010B	08/25-09/03/08	KVN8G1AJ
		Dilution Factor: 1		Analysis Time..: 18:41	Analyst ID.....: 022952	
		Instrument ID..: TRACEICP		MS Run #.....: 8238165	MDL.....: 10.2	
Cadmium	0.30 B	5.0	ug/L	SW846 6010B	08/25-09/03/08	KVN8G1AK
		Dilution Factor: 1		Analysis Time..: 18:41	Analyst ID.....: 022952	
		Instrument ID..: TRACEICP		MS Run #.....: 8238165	MDL.....: 0.23	
Cobalt	58.6	50.0	ug/L	SW846 6010B	08/25-09/03/08	KVN8G1AL
		Dilution Factor: 1		Analysis Time..: 18:41	Analyst ID.....: 022952	
		Instrument ID..: TRACEICP		MS Run #.....: 8238165	MDL.....: 0.70	
Chromium	24.9	5.0	ug/L	SW846 6010B	08/25-09/03/08	KVN8G1AM
		Dilution Factor: 1		Analysis Time..: 18:41	Analyst ID.....: 022952	
		Instrument ID..: TRACEICP		MS Run #.....: 8238165	MDL.....: 1.2	

(Continued on next page)

Tetra Tech NUS, Inc

Client Sample ID: WP/SB-2

TOTAL Metals

Lot-Sample #...: C8H230185-001 Matrix.....: WATER

PARAMETER	RESULT	REPORTING LIMIT	UNITS	METHOD	PREPARATION-ANALYSIS DATE	WORK ORDER #
Copper	12.8 B	25.0	ug/L	SW846 6010B	08/25-09/03/08	KVN8G1AN
		Dilution Factor: 1		Analysis Time..: 18:41	Analyst ID.....: 022952	
		Instrument ID..: TRACEICP		MS Run #.....: 8238165	MDL.....: 0.72	
Iron	73700	100	ug/L	SW846 6010B	08/25-09/03/08	KVN8G1AP
		Dilution Factor: 1		Analysis Time..: 18:41	Analyst ID.....: 022952	
		Instrument ID..: TRACEICP		MS Run #.....: 8238165	MDL.....: 15.8	
Potassium	5750	5000	ug/L	SW846 6010B	08/25-09/03/08	KVN8G1AQ
		Dilution Factor: 1		Analysis Time..: 18:41	Analyst ID.....: 022952	
		Instrument ID..: TRACEICP		MS Run #.....: 8238165	MDL.....: 500	
Magnesium	20100 J	5000	ug/L	SW846 6010B	08/25-09/03/08	KVN8G1AR
		Dilution Factor: 1		Analysis Time..: 18:41	Analyst ID.....: 022952	
		Instrument ID..: TRACEICP		MS Run #.....: 8238165	MDL.....: 5.1	
Manganese	3970	15.0	ug/L	SW846 6010B	08/25-09/03/08	KVN8G1AT
		Dilution Factor: 1		Analysis Time..: 18:41	Analyst ID.....: 022952	
		Instrument ID..: TRACEICP		MS Run #.....: 8238165	MDL.....: 0.32	
Sodium	28600	5000	ug/L	SW846 6010B	08/25-09/03/08	KVN8G1AU
		Dilution Factor: 1		Analysis Time..: 18:41	Analyst ID.....: 022952	
		Instrument ID..: TRACEICP		MS Run #.....: 8238165	MDL.....: 271	
Nickel	56.1	40.0	ug/L	SW846 6010B	08/25-09/03/08	KVN8G1AV
		Dilution Factor: 1		Analysis Time..: 18:41	Analyst ID.....: 022952	
		Instrument ID..: TRACEICP		MS Run #.....: 8238165	MDL.....: 1.1	
Lead	14.0	3.0	ug/L	SW846 6010B	08/25-09/03/08	KVN8G1AW
		Dilution Factor: 1		Analysis Time..: 18:41	Analyst ID.....: 022952	
		Instrument ID..: TRACEICP		MS Run #.....: 8238165	MDL.....: 2.4	
Selenium	ND	5.0	ug/L	SW846 6010B	08/25-09/03/08	KVN8G1AX
		Dilution Factor: 1		Analysis Time..: 18:41	Analyst ID.....: 022952	
		Instrument ID..: TRACEICP		MS Run #.....: 8238165	MDL.....: 2.5	
Thallium	ND	10.0	ug/L	SW846 6010B	08/25-09/03/08	KVN8G1A0
		Dilution Factor: 1		Analysis Time..: 18:41	Analyst ID.....: 022952	
		Instrument ID..: TRACEICP		MS Run #.....: 8238165	MDL.....: 3.1	

(Continued on next page)

Tetra Tech NUS, Inc

Client Sample ID: WP/SB-2

TOTAL Metals

Lot-Sample #...: C8H230185-001 Matrix.....: WATER

PARAMETER	RESULT	REPORTING LIMIT	UNITS	METHOD	PREPARATION-ANALYSIS DATE	WORK ORDER #
Antimony	ND	10.0	ug/L	SW846 6010B	08/25-09/03/08	KVN8G1A1
		Dilution Factor: 1		Analysis Time..: 18:41	Analyst ID.....: 022952	
		Instrument ID..: TRACEICP		MS Run #.....: 8238165	MDL.....: 2.9	
Vanadium	**29.6 B**	**50.0**	**ug/L**	**SW846 6010B**	**08/25-09/03/08**	**KVN8G1A2**
		Dilution Factor: 1		Analysis Time..: 18:41	Analyst ID.....: 022952	
		Instrument ID..: TRACEICP		MS Run #.....: 8238165	MDL.....: 1.0	
Zinc	**90.9 J,E**	**20.0**	**ug/L**	**SW846 6010B**	**08/25-09/03/08**	**KVN8G1A3**
		Dilution Factor: 1		Analysis Time..: 18:41	Analyst ID.....: 022952	
		Instrument ID..: TRACEICP		MS Run #.....: 8238165	MDL.....: 1.3	
Prep Batch #...: 8240101						
Mercury	ND	0.20	ug/L	SW846 7470A	08/27/08	KVN8G1A4
		Dilution Factor: 1		Analysis Time..: 12:29	Analyst ID.....: 401509	
		Instrument ID..: HGHYDRA		MS Run #.....: 8240054	MDL.....: 0.055	

NOTE(S):

B Estimated result. Result is less than RL.

J Method blank contamination. The associated method blank contains the target analyte at a reportable level.

E Matrix interference.

Tetra Tech NUS, Inc

Client Sample ID: WP/SB-7

TOTAL Metals

Lot-Sample #...: C8H230185-002
Date Sampled...: 08/22/08 Date Received..: 08/23/08 Matrix.....: WATER

PARAMETER	RESULT	REPORTING LIMIT	UNITS	METHOD	PREPARATION-ANALYSIS DATE	WORK ORDER #
Prep Batch #...: 8238268						
Silver	0.83 B	5.0	ug/L	SW846 6010B	08/25-09/03/08	KVN8R1AP
		Dilution Factor: 1		Analysis Time..: 19:03	Analyst ID.....: 022952	
		Instrument ID..: TRACEICP		MS Run #.....: 8238165	MDL.....: 0.59	
Aluminum	238	200	ug/L	SW846 6010B	08/25-09/03/08	KVN8R1AQ
		Dilution Factor: 1		Analysis Time..: 19:03	Analyst ID.....: 022952	
		Instrument ID..: TRACEICP		MS Run #.....: 8238165	MDL.....: 8.2	
Arsenic	4.6 B	10.0	ug/L	SW846 6010B	08/25-09/03/08	KVN8R1AR
		Dilution Factor: 1		Analysis Time..: 19:03	Analyst ID.....: 022952	
		Instrument ID..: TRACEICP		MS Run #.....: 8238165	MDL.....: 2.2	
Barium	38.7 B,J	200	ug/L	SW846 6010B	08/25-09/03/08	KVN8R1AT
		Dilution Factor: 1		Analysis Time..: 19:03	Analyst ID.....: 022952	
		Instrument ID..: TRACEICP		MS Run #.....: 8238165	MDL.....: 0.10	
Beryllium	0.50 B	4.0	ug/L	SW846 6010B	08/25-09/03/08	KVN8R1AU
		Dilution Factor: 1		Analysis Time..: 19:03	Analyst ID.....: 022952	
		Instrument ID..: TRACEICP		MS Run #.....: 8238165	MDL.....: 0.32	
Calcium	48000 J	5000	ug/L	SW846 6010B	08/25-09/03/08	KVN8R1AV
		Dilution Factor: 1		Analysis Time..: 19:03	Analyst ID.....: 022952	
		Instrument ID..: TRACEICP		MS Run #.....: 8238165	MDL.....: 10.2	
Cadmium	0.54 B	5.0	ug/L	SW846 6010B	08/25-09/03/08	KVN8R1AW
		Dilution Factor: 1		Analysis Time..: 19:03	Analyst ID.....: 022952	
		Instrument ID..: TRACEICP		MS Run #.....: 8238165	MDL.....: 0.23	
Cobalt	29.2 B	50.0	ug/L	SW846 6010B	08/25-09/03/08	KVN8R1AX
		Dilution Factor: 1		Analysis Time..: 19:03	Analyst ID.....: 022952	
		Instrument ID..: TRACEICP		MS Run #.....: 8238165	MDL.....: 0.70	
Chromium	2.3 B	5.0	ug/L	SW846 6010B	08/25-09/03/08	KVN8R1A0
		Dilution Factor: 1		Analysis Time..: 19:03	Analyst ID.....: 022952	
		Instrument ID..: TRACEICP		MS Run #.....: 8238165	MDL.....: 1.2	

(Continued on next page)

Tetra Tech NUS, Inc

Client Sample ID: WP/SB-7

TOTAL Metals

Lot-Sample #...: C8H230185-002 Matrix.....: WATER

PARAMETER	RESULT	REPORTING LIMIT	UNITS	METHOD	PREPARATION-ANALYSIS DATE	WORK ORDER #
Copper	1.1 B	25.0	ug/L	SW846 6010B	08/25-09/03/08	KVN8R1A1
		Dilution Factor: 1		Analysis Time..: 19:03	Analyst ID.....: 022952	
		Instrument ID..: TRACEICP		MS Run #.....: 8238165	MDL.....: 0.72	
Iron	7640	100	ug/L	SW846 6010B	08/25-09/03/08	KVN8R1A2
		Dilution Factor: 1		Analysis Time..: 19:03	Analyst ID.....: 022952	
		Instrument ID..: TRACEICP		MS Run #.....: 8238165	MDL.....: 15.8	
Potassium	12700	5000	ug/L	SW846 6010B	08/25-09/03/08	KVN8R1A3
		Dilution Factor: 1		Analysis Time..: 19:03	Analyst ID.....: 022952	
		Instrument ID..: TRACEICP		MS Run #.....: 8238165	MDL.....: 500	
Magnesium	23700 J	5000	ug/L	SW846 6010B	08/25-09/03/08	KVN8R1A4
		Dilution Factor: 1		Analysis Time..: 19:03	Analyst ID.....: 022952	
		Instrument ID..: TRACEICP		MS Run #.....: 8238165	MDL.....: 5.1	
Manganese	2300	15.0	ug/L	SW846 6010B	08/25-09/03/08	KVN8R1A5
		Dilution Factor: 1		Analysis Time..: 19:03	Analyst ID.....: 022952	
		Instrument ID..: TRACEICP		MS Run #.....: 8238165	MDL.....: 0.32	
Sodium	5890	5000	ug/L	SW846 6010B	08/25-09/03/08	KVN8R1A6
		Dilution Factor: 1		Analysis Time..: 19:03	Analyst ID.....: 022952	
		Instrument ID..: TRACEICP		MS Run #.....: 8238165	MDL.....: 271	
Nickel	57.6	40.0	ug/L	SW846 6010B	08/25-09/03/08	KVN8R1A7
		Dilution Factor: 1		Analysis Time..: 19:03	Analyst ID.....: 022952	
		Instrument ID..: TRACEICP		MS Run #.....: 8238165	MDL.....: 1.1	
Lead	ND	3.0	ug/L	SW846 6010B	08/25-09/03/08	KVN8R1A8
		Dilution Factor: 1		Analysis Time..: 19:03	Analyst ID.....: 022952	
		Instrument ID..: TRACEICP		MS Run #.....: 8238165	MDL.....: 2.4	
Selenium	2.9 B	5.0	ug/L	SW846 6010B	08/25-09/03/08	KVN8R1A9
		Dilution Factor: 1		Analysis Time..: 19:03	Analyst ID.....: 022952	
		Instrument ID..: TRACEICP		MS Run #.....: 8238165	MDL.....: 2.5	
Thallium	3.5 B,J	10.0	ug/L	SW846 6010B	08/25-09/03/08	KVN8R1AA
		Dilution Factor: 1		Analysis Time..: 19:03	Analyst ID.....: 022952	
		Instrument ID..: TRACEICP		MS Run #.....: 8238165	MDL.....: 3.1	

(Continued on next page)

Tetra Tech NUS, Inc

Client Sample ID: WP/SB-7

TOTAL Metals

Lot-Sample #...: C8H230185-002 Matrix.....: WATER

PARAMETER	RESULT	REPORTING LIMIT	UNITS	METHOD	PREPARATION-ANALYSIS DATE	WORK ORDER #
Antimony	ND	10.0	ug/L	SW846 6010B	08/25-09/03/08	KVN8R1AC
		Dilution Factor: 1		Analysis Time..: 19:03	Analyst ID.....: 022952	
		Instrument ID..: TRACEICP		MS Run #.....: 8238165	MDL.....: 2.9	
Vanadium	**3.3 B**	**50.0**	**ug/L**	**SW846 6010B**	**08/25-09/03/08**	**KVN8R1AD**
		Dilution Factor: 1		Analysis Time..: 19:03	Analyst ID.....: 022952	
		Instrument ID..: TRACEICP		MS Run #.....: 8238165	MDL.....: 1.0	
Zinc	**68.4 J**	**20.0**	**ug/L**	**SW846 6010B**	**08/25-09/03/08**	**KVN8R1AE**
		Dilution Factor: 1		Analysis Time..: 19:03	Analyst ID.....: 022952	
		Instrument ID..: TRACEICP		MS Run #.....: 8238165	MDL.....: 1.3	
Prep Batch #...: 8240101						
Mercury	ND	0.20	ug/L	SW846 7470A	08/27/08	KVN8R1AF
		Dilution Factor: 1		Analysis Time..: 12:34	Analyst ID.....: 401509	
		Instrument ID..: HGHYDRA		MS Run #.....: 8240054	MDL.....: 0.055	

NOTE(S):

B Estimated result. Result is less than RL.

J Method blank contamination. The associated method blank contains the target analyte at a reportable level.

Tetra Tech NUS, Inc

Client Sample ID: WP/SB-3

TOTAL Metals

Lot-Sample #...: C8H230185-003 Matrix.....: WATER
Date Sampled...: 08/22/08 Date Received..: 08/23/08

PARAMETER	RESULT	REPORTING LIMIT	UNITS	METHOD	PREPARATION-ANALYSIS DATE	WORK ORDER #
Prep Batch #...: 8238268						
Silver	ND	25.0	ug/L	SW846 6010B	08/25-09/04/08	KVN8W1AP
		Dilution Factor: 5		Analysis Time..: 12:01	Analyst ID.....: 022952	
		Instrument ID..: TRACEICP		MS Run #.....: 8238165	MDL.....: 3.0	
Aluminum	78100	1000	ug/L	SW846 6010B	08/25-09/04/08	KVN8W1AQ
		Dilution Factor: 5		Analysis Time..: 12:01	Analyst ID.....: 022952	
		Instrument ID..: TRACEICP		MS Run #.....: 8238165	MDL.....: 41.2	
Arsenic	25.6 B	50.0	ug/L	SW846 6010B	08/25-09/04/08	KVN8W1AR
		Dilution Factor: 5		Analysis Time..: 12:01	Analyst ID.....: 022952	
		Instrument ID..: TRACEICP		MS Run #.....: 8238165	MDL.....: 11.2	
Barium	13.1 B,J	1000	ug/L	SW846 6010B	08/25-09/04/08	KVN8W1AT
		Dilution Factor: 5		Analysis Time..: 12:01	Analyst ID.....: 022952	
		Instrument ID..: TRACEICP		MS Run #.....: 8238165	MDL.....: 0.52	
Beryllium	66.0	20.0	ug/L	SW846 6010B	08/25-09/04/08	KVN8W1AU
		Dilution Factor: 5		Analysis Time..: 12:01	Analyst ID.....: 022952	
		Instrument ID..: TRACEICP		MS Run #.....: 8238165	MDL.....: 1.6	
Calcium	13200 B,J	25000	ug/L	SW846 6010B	08/25-09/04/08	KVN8W1AV
		Dilution Factor: 5		Analysis Time..: 12:01	Analyst ID.....: 022952	
		Instrument ID..: TRACEICP		MS Run #.....: 8238165	MDL.....: 50.8	
Cadmium	20.4 B	25.0	ug/L	SW846 6010B	08/25-09/04/08	KVN8W1AW
		Dilution Factor: 5		Analysis Time..: 12:01	Analyst ID.....: 022952	
		Instrument ID..: TRACEICP		MS Run #.....: 8238165	MDL.....: 1.2	
Cobalt	763	250	ug/L	SW846 6010B	08/25-09/04/08	KVN8W1AX
		Dilution Factor: 5		Analysis Time..: 12:01	Analyst ID.....: 022952	
		Instrument ID..: TRACEICP		MS Run #.....: 8238165	MDL.....: 3.5	
Chromium	10.8 B	25.0	ug/L	SW846 6010B	08/25-09/04/08	KVN8W1A0
		Dilution Factor: 5		Analysis Time..: 12:01	Analyst ID.....: 022952	
		Instrument ID..: TRACEICP		MS Run #.....: 8238165	MDL.....: 5.8	

(Continued on next page)

Tetra Tech NUS, Inc

Client Sample ID: WP/SB-3

TOTAL Metals

Lot-Sample #...: C8H230185-003 Matrix.....: WATER

PARAMETER	RESULT	REPORTING LIMIT	UNITS	METHOD	PREPARATION-ANALYSIS DATE	WORK ORDER #
Copper	24.8 B	125	ug/L	SW846 6010B	08/25-09/04/08	KVN8W1A1
		Dilution Factor: 5		Analysis Time..: 12:01	Analyst ID.....: 022952	
		Instrument ID..: TRACEICP		MS Run #.....: 8238165	MDL.....: 3.6	
Iron	88000	500	ug/L	SW846 6010B	08/25-09/04/08	KVN8W1A2
		Dilution Factor: 5		Analysis Time..: 12:01	Analyst ID.....: 022952	
		Instrument ID..: TRACEICP		MS Run #.....: 8238165	MDL.....: 79.0	
Potassium	10700 B	25000	ug/L	SW846 6010B	08/25-09/04/08	KVN8W1A3
		Dilution Factor: 5		Analysis Time..: 12:01	Analyst ID.....: 022952	
		Instrument ID..: TRACEICP		MS Run #.....: 8238165	MDL.....: 2500	
Magnesium	49200 J	25000	ug/L	SW846 6010B	08/25-09/04/08	KVN8W1A4
		Dilution Factor: 5		Analysis Time..: 12:01	Analyst ID.....: 022952	
		Instrument ID..: TRACEICP		MS Run #.....: 8238165	MDL.....: 25.4	
Manganese	15000	75.0	ug/L	SW846 6010B	08/25-09/04/08	KVN8W1A5
		Dilution Factor: 5		Analysis Time..: 12:01	Analyst ID.....: 022952	
		Instrument ID..: TRACEICP		MS Run #.....: 8238165	MDL.....: 1.6	
Sodium	8360 B	25000	ug/L	SW846 6010B	08/25-09/04/08	KVN8W1A6
		Dilution Factor: 5		Analysis Time..: 12:01	Analyst ID.....: 022952	
		Instrument ID..: TRACEICP		MS Run #.....: 8238165	MDL.....: 1350	
Nickel	931	200	ug/L	SW846 6010B	08/25-09/04/08	KVN8W1A7
		Dilution Factor: 5		Analysis Time..: 12:01	Analyst ID.....: 022952	
		Instrument ID..: TRACEICP		MS Run #.....: 8238165	MDL.....: 5.4	
Lead	14.0 B	15.0	ug/L	SW846 6010B	08/25-09/04/08	KVN8W1A8
		Dilution Factor: 5		Analysis Time..: 12:01	Analyst ID.....: 022952	
		Instrument ID..: TRACEICP		MS Run #.....: 8238165	MDL.....: 12.0	
Selenium	ND	25.0	ug/L	SW846 6010B	08/25-09/04/08	KVN8W1A9
		Dilution Factor: 5		Analysis Time..: 12:01	Analyst ID.....: 022952	
		Instrument ID..: TRACEICP		MS Run #.....: 8238165	MDL.....: 12.5	
Thallium	ND	50.0	ug/L	SW846 6010B	08/25-09/04/08	KVN8W1AA
		Dilution Factor: 5		Analysis Time..: 12:01	Analyst ID.....: 022952	
		Instrument ID..: TRACEICP		MS Run #.....: 8238165	MDL.....: 15.4	

(Continued on next page)

Tetra Tech NUS, Inc

Client Sample ID: WP/SB-3

TOTAL Metals

Lot-Sample #...: C8H230185-003 Matrix.....: WATER

PARAMETER	RESULT	REPORTING LIMIT	UNITS	METHOD	PREPARATION-ANALYSIS DATE	WORK ORDER #
Antimony	ND	50.0	ug/L	SW846 6010B	08/25-09/04/08	KVN8W1AC
		Dilution Factor: 5		Analysis Time..: 12:01	Analyst ID.....: 022952	
		Instrument ID..: TRACEICP		MS Run #.....: 8238165	MDL.....: 14.5	
Vanadium	**25.0 B**	**250**	**ug/L**	**SW846 6010B**	**08/25-09/04/08**	**KVN8W1AD**
		Dilution Factor: 5		Analysis Time..: 12:01	Analyst ID.....: 022952	
		Instrument ID..: TRACEICP		MS Run #.....: 8238165	MDL.....: 5.0	
Zinc	**3100 J**	**100**	**ug/L**	**SW846 6010B**	**08/25-09/04/08**	**KVN8W1AE**
		Dilution Factor: 5		Analysis Time..: 12:01	Analyst ID.....: 022952	
		Instrument ID..: TRACEICP		MS Run #.....: 8238165	MDL.....: 6.6	
Prep Batch #...: 8240101						
Mercury	ND	0.20	ug/L	SW846 7470A	08/27/08	KVN8W1AF
		Dilution Factor: 1		Analysis Time..: 12:39	Analyst ID.....: 401509	
		Instrument ID..: HGHYDRA		MS Run #.....: 8240054	MDL.....: 0.055	

NOTE(S):

B Estimated result. Result is less than RL.

J Method blank contamination. The associated method blank contains the target analyte at a reportable level.

Tetra Tech NUS, Inc

Client Sample ID: WP/SB-10

TOTAL Metals

Lot-Sample #...: C8H230185-004 Matrix.....: WATER
Date Sampled...: 08/22/08 Date Received..: 08/23/08

PARAMETER	RESULT	REPORTING LIMIT	UNITS	METHOD	PREPARATION-ANALYSIS DATE	WORK ORDER #
Prep Batch #...: 8238268						
Silver	ND	25.0	ug/L	SW846 6010B	08/25-09/04/08	KVN801AP
		Dilution Factor: 5		Analysis Time..: 11:50	Analyst ID.....: 022952	
		Instrument ID..: TRACEICP		MS Run #.....: 8238165	MDL.....: 3.0	
Aluminum	76500	1000	ug/L	SW846 6010B	08/25-09/04/08	KVN801AQ
		Dilution Factor: 5		Analysis Time..: 11:50	Analyst ID.....: 022952	
		Instrument ID..: TRACEICP		MS Run #.....: 8238165	MDL.....: 41.2	
Arsenic	17.4 B	50.0	ug/L	SW846 6010B	08/25-09/04/08	KVN801AR
		Dilution Factor: 5		Analysis Time..: 11:50	Analyst ID.....: 022952	
		Instrument ID..: TRACEICP		MS Run #.....: 8238165	MDL.....: 11.2	
Barium	24.7 B,J	1000	ug/L	SW846 6010B	08/25-09/04/08	KVN801AT
		Dilution Factor: 5		Analysis Time..: 11:50	Analyst ID.....: 022952	
		Instrument ID..: TRACEICP		MS Run #.....: 8238165	MDL.....: 0.52	
Beryllium	49.8	20.0	ug/L	SW846 6010B	08/25-09/04/08	KVN801AU
		Dilution Factor: 5		Analysis Time..: 11:50	Analyst ID.....: 022952	
		Instrument ID..: TRACEICP		MS Run #.....: 8238165	MDL.....: 1.6	
Calcium	38900 J	25000	ug/L	SW846 6010B	08/25-09/04/08	KVN801AV
		Dilution Factor: 5		Analysis Time..: 11:50	Analyst ID.....: 022952	
		Instrument ID..: TRACEICP		MS Run #.....: 8238165	MDL.....: 50.8	
Cadmium	ND	25.0	ug/L	SW846 6010B	08/25-09/04/08	KVN801AW
		Dilution Factor: 5		Analysis Time..: 11:50	Analyst ID.....: 022952	
		Instrument ID..: TRACEICP		MS Run #.....: 8238165	MDL.....: 1.2	
Cobalt	414	250	ug/L	SW846 6010B	08/25-09/04/08	KVN801AX
		Dilution Factor: 5		Analysis Time..: 11:50	Analyst ID.....: 022952	
		Instrument ID..: TRACEICP		MS Run #.....: 8238165	MDL.....: 3.5	
Chromium	17.0 B	25.0	ug/L	SW846 6010B	08/25-09/04/08	KVN801A0
		Dilution Factor: 5		Analysis Time..: 11:50	Analyst ID.....: 022952	
		Instrument ID..: TRACEICP		MS Run #.....: 8238165	MDL.....: 5.8	

(Continued on next page)

Tetra Tech NUS, Inc

Client Sample ID: WP/SB-10

TOTAL Metals

Lot-Sample #...: C8H230185-004 Matrix.....: WATER

PARAMETER	RESULT	REPORTING LIMIT	UNITS	METHOD	PREPARATION-ANALYSIS DATE	WORK ORDER #
Copper	ND	125	ug/L	SW846 6010B	08/25-09/04/08	KVN801A1
		Dilution Factor: 5		Analysis Time..: 11:50	Analyst ID.....: 022952	
		Instrument ID..: TRACEICP		MS Run #.....: 8238165	MDL.....: 3.6	
Iron	248000	500	ug/L	SW846 6010B	08/25-09/04/08	KVN801A2
		Dilution Factor: 5		Analysis Time..: 11:50	Analyst ID.....: 022952	
		Instrument ID..: TRACEICP		MS Run #.....: 8238165	MDL.....: 79.0	
Potassium	14700 B	25000	ug/L	SW846 6010B	08/25-09/04/08	KVN801A3
		Dilution Factor: 5		Analysis Time..: 11:50	Analyst ID.....: 022952	
		Instrument ID..: TRACEICP		MS Run #.....: 8238165	MDL.....: 2500	
Magnesium	92600 J	25000	ug/L	SW846 6010B	08/25-09/04/08	KVN801A4
		Dilution Factor: 5		Analysis Time..: 11:50	Analyst ID.....: 022952	
		Instrument ID..: TRACEICP		MS Run #.....: 8238165	MDL.....: 25.4	
Manganese	33300	75.0	ug/L	SW846 6010B	08/25-09/04/08	KVN801A5
		Dilution Factor: 5		Analysis Time..: 11:50	Analyst ID.....: 022952	
		Instrument ID..: TRACEICP		MS Run #.....: 8238165	MDL.....: 1.6	
Sodium	21100 B	25000	ug/L	SW846 6010B	08/25-09/04/08	KVN801A6
		Dilution Factor: 5		Analysis Time..: 11:50	Analyst ID.....: 022952	
		Instrument ID..: TRACEICP		MS Run #.....: 8238165	MDL.....: 1350	
Nickel	506	200	ug/L	SW846 6010B	08/25-09/04/08	KVN801A7
		Dilution Factor: 5		Analysis Time..: 11:50	Analyst ID.....: 022952	
		Instrument ID..: TRACEICP		MS Run #.....: 8238165	MDL.....: 5.4	
Lead	ND	15.0	ug/L	SW846 6010B	08/25-09/04/08	KVN801A8
		Dilution Factor: 5		Analysis Time..: 11:50	Analyst ID.....: 022952	
		Instrument ID..: TRACEICP		MS Run #.....: 8238165	MDL.....: 12.0	
Selenium	ND	25.0	ug/L	SW846 6010B	08/25-09/04/08	KVN801A9
		Dilution Factor: 5		Analysis Time..: 11:50	Analyst ID.....: 022952	
		Instrument ID..: TRACEICP		MS Run #.....: 8238165	MDL.....: 12.5	
Thallium	ND	50.0	ug/L	SW846 6010B	08/25-09/04/08	KVN801AA
		Dilution Factor: 5		Analysis Time..: 11:50	Analyst ID.....: 022952	
		Instrument ID..: TRACEICP		MS Run #.....: 8238165	MDL.....: 15.4	

(Continued on next page)

Tetra Tech NUS, Inc

Client Sample ID: WP/SB-10

TOTAL Metals

Lot-Sample #...: C8H230185-004 Matrix.....: WATER

PARAMETER	RESULT	REPORTING LIMIT	UNITS	METHOD	PREPARATION-ANALYSIS DATE	WORK ORDER #
Antimony	ND	50.0	ug/L	SW846 6010B	08/25-09/04/08	KVN801AC
		Dilution Factor: 5		Analysis Time..: 11:50	Analyst ID.....: 022952	
		Instrument ID..: TRACEICP		MS Run #.....: 8238165	MDL.....: 14.5	
Vanadium	**38.6 B**	**250**	**ug/L**	**SW846 6010B**	**08/25-09/04/08**	**KVN801AD**
		Dilution Factor: 5		Analysis Time..: 11:50	Analyst ID.....: 022952	
		Instrument ID..: TRACEICP		MS Run #.....: 8238165	MDL.....: 5.0	
Zinc	**580 J**	**100**	**ug/L**	**SW846 6010B**	**08/25-09/04/08**	**KVN801AR**
		Dilution Factor: 5		Analysis Time..: 11:50	Analyst ID.....: 022952	
		Instrument ID..: TRACEICP		MS Run #.....: 8238165	MDL.....: 6.6	
Prep Batch #...: 8240101						
Mercury	**0.071 B**	**0.20**	**ug/L**	**SW846 7470A**	**08/27/08**	**KVN801AF**
		Dilution Factor: 1		Analysis Time..: 12:41	Analyst ID.....: 401509	
		Instrument ID..: HGHYDRA		MS Run #.....: 8240054	MDL.....: 0.055	

NOTE(S):

B Estimated result. Result is less than RL.

J Method blank contamination. The associated method blank contains the target analyte at a reportable level.

Tetra Tech NUS, Inc

Client Sample ID: WP/SB-2

DISSOLVED Metals

Lot-Sample #...: C8H230185-001
Date Sampled...: 08/22/08 Date Received..: 08/23/08 Matrix.....: WATER

PARAMETER	RESULT	REPORTING LIMIT	UNITS	METHOD	PREPARATION-ANALYSIS DATE	WORK ORDER #
Prep Batch #...: 8238266						
Silver	0.89 B	5.0	ug/L	SW846 6010B	08/25-09/03/08	KVN8G1A5
		Dilution Factor: 1		Analysis Time..: 19:41	Analyst ID.....: 022952	
		Instrument ID..: TRACEICP		MS Run #.....: 8238164	MDL.....: 0.59	
Aluminum	55.5 B	200	ug/L	SW846 6010B	08/25-09/03/08	KVN8G1A6
		Dilution Factor: 1		Analysis Time..: 19:41	Analyst ID.....: 022952	
		Instrument ID..: TRACEICP		MS Run #.....: 8238164	MDL.....: 8.2	
Arsenic	8.8 B	10.0	ug/L	SW846 6010B	08/25-09/03/08	KVN8G1A7
		Dilution Factor: 1		Analysis Time..: 19:41	Analyst ID.....: 022952	
		Instrument ID..: TRACEICP		MS Run #.....: 8238164	MDL.....: 2.2	
Barium	26.5 B	200	ug/L	SW846 6010B	08/25-09/03/08	KVN8G1A8
		Dilution Factor: 1		Analysis Time..: 19:41	Analyst ID.....: 022952	
		Instrument ID..: TRACEICP		MS Run #.....: 8238164	MDL.....: 0.10	
Beryllium	0.52 B	4.0	ug/L	SW846 6010B	08/25-09/03/08	KVN8G1A9
		Dilution Factor: 1		Analysis Time..: 19:41	Analyst ID.....: 022952	
		Instrument ID..: TRACEICP		MS Run #.....: 8238164	MDL.....: 0.32	
Calcium	23000 J	5000	ug/L	SW846 6010B	08/25-09/03/08	KVN8G1CA
		Dilution Factor: 1		Analysis Time..: 19:41	Analyst ID.....: 022952	
		Instrument ID..: TRACEICP		MS Run #.....: 8238164	MDL.....: 10.2	
Cadmium	ND	5.0	ug/L	SW846 6010B	08/25-09/03/08	KVN8G1CC
		Dilution Factor: 1		Analysis Time..: 19:41	Analyst ID.....: 022952	
		Instrument ID..: TRACEICP		MS Run #.....: 8238164	MDL.....: 0.23	
Cobalt	56.1	50.0	ug/L	SW846 6010B	08/25-09/03/08	KVN8G1CD
		Dilution Factor: 1		Analysis Time..: 19:41	Analyst ID.....: 022952	
		Instrument ID..: TRACEICP		MS Run #.....: 8238164	MDL.....: 0.70	
Chromium	2.3 B	5.0	ug/L	SW846 6010B	08/25-09/03/08	KVN8G1CE
		Dilution Factor: 1		Analysis Time..: 19:41	Analyst ID.....: 022952	
		Instrument ID..: TRACEICP		MS Run #.....: 8238164	MDL.....: 1.2	

(Continued on next page)

Tetra Tech NUS, Inc

Client Sample ID: WP/SB-2

DISSOLVED Metals

Lot-Sample #...: C8H230185-001 Matrix.....: WATER

PARAMETER	RESULT	REPORTING LIMIT	UNITS	METHOD	PREPARATION-ANALYSIS DATE	WORK ORDER #
Copper	ND	25.0	ug/L	SW846 6010B	08/25-09/03/08	KVN8G1CF
		Dilution Factor: 1		Analysis Time..: 19:41	Analyst ID.....: 022952	
		Instrument ID..: TRACEICP		MS Run #.....: 8238164	MDL.....: 0.72	
Iron	60400	100	ug/L	SW846 6010B	08/25-09/03/08	KVN8G1CG
		Dilution Factor: 1		Analysis Time..: 19:41	Analyst ID.....: 022952	
		Instrument ID..: TRACEICP		MS Run #.....: 8238164	MDL.....: 15.8	
Potassium	5080	5000	ug/L	SW846 6010B	08/25-09/03/08	KVN8G1CH
		Dilution Factor: 1		Analysis Time..: 19:41	Analyst ID.....: 022952	
		Instrument ID..: TRACEICP		MS Run #.....: 8238164	MDL.....: 500	
Magnesium	19300	5000	ug/L	SW846 6010B	08/25-09/03/08	KVN8G1CJ
		Dilution Factor: 1		Analysis Time..: 19:41	Analyst ID.....: 022952	
		Instrument ID..: TRACEICP		MS Run #.....: 8238164	MDL.....: 5.1	
Manganese	4010	15.0	ug/L	SW846 6010B	08/25-09/03/08	KVN8G1CK
		Dilution Factor: 1		Analysis Time..: 19:41	Analyst ID.....: 022952	
		Instrument ID..: TRACEICP		MS Run #.....: 8238164	MDL.....: 0.32	
Sodium	30000	5000	ug/L	SW846 6010B	08/25-09/03/08	KVN8G1CL
		Dilution Factor: 1		Analysis Time..: 19:41	Analyst ID.....: 022952	
		Instrument ID..: TRACEICP		MS Run #.....: 8238164	MDL.....: 271	
Nickel	50.9	40.0	ug/L	SW846 6010B	08/25-09/03/08	KVN8G1CM
		Dilution Factor: 1		Analysis Time..: 19:41	Analyst ID.....: 022952	
		Instrument ID..: TRACEICP		MS Run #.....: 8238164	MDL.....: 1.1	
Lead	ND	3.0	ug/L	SW846 6010B	08/25-09/03/08	KVN8G1CN
		Dilution Factor: 1		Analysis Time..: 19:41	Analyst ID.....: 022952	
		Instrument ID..: TRACEICP		MS Run #.....: 8238164	MDL.....: 2.4	
Selenium	ND	5.0	ug/L	SW846 6010B	08/25-09/03/08	KVN8G1CP
		Dilution Factor: 1		Analysis Time..: 19:41	Analyst ID.....: 022952	
		Instrument ID..: TRACEICP		MS Run #.....: 8238164	MDL.....: 2.5	
Thallium	4.7 B	10.0	ug/L	SW846 6010B	08/25-09/03/08	KVN8G1CQ
		Dilution Factor: 1		Analysis Time..: 19:41	Analyst ID.....: 022952	
		Instrument ID..: TRACEICP		MS Run #.....: 8238164	MDL.....: 3.1	

(Continued on next page)

Tetra Tech NUS, Inc

Client Sample ID: WP/SB-2

DISSOLVED Metals

Lot-Sample #...: C8H230185-001 Matrix.....: WATER

PARAMETER	RESULT	REPORTING LIMIT	UNITS	METHOD	PREPARATION-ANALYSIS DATE	WORK ORDER #
Antimony	ND	10.0	ug/L	SW846 6010B	08/25-09/03/08	KVN8G1CR
		Dilution Factor: 1		Analysis Time..: 19:41	Analyst ID.....: 022952	
		Instrument ID..: TRACEICP		MS Run #.....: 8238164	MDL.....: 2.9	
Vanadium	**2.8 B**	**50.0**	**ug/L**	**SW846 6010B**	**08/25-09/03/08**	**KVN8G1CT**
		Dilution Factor: 1		Analysis Time..: 19:41	Analyst ID.....: 022952	
		Instrument ID..: TRACEICP		MS Run #.....: 8238164	MDL.....: 1.0	
Zinc	**73.3 J,E**	**20.0**	**ug/L**	**SW846 6010B**	**08/25-09/03/08**	**KVN8G1CU**
		Dilution Factor: 1		Analysis Time..: 19:41	Analyst ID.....: 022952	
		Instrument ID..: TRACEICP		MS Run #.....: 8238164	MDL.....: 1.3	
Prep Batch #...: 8240093						
Mercury	ND	0.20	ug/L	SW846 7470A	08/27/08	KVN8G1CV
		Dilution Factor: 1		Analysis Time..: 11:22	Analyst ID.....: 401509	
		Instrument ID..: HGHYDRA		MS Run #.....: 8240047	MDL.....: 0.055	

NOTE(S):

B Estimated result. Result is less than RL.

J Method blank contamination. The associated method blank contains the target analyte at a reportable level.

E Matrix interference.

Tetra Tech NUS, Inc

Client Sample ID: WP/SB-7

DISSOLVED Metals

Lot-Sample #...: C8H230185-002
Date Sampled...: 08/22/08 Date Received..: 08/23/08 Matrix.....: WATER

PARAMETER	RESULT	REPORTING LIMIT	UNITS	METHOD	PREPARATION-ANALYSIS DATE	WORK ORDER #
Prep Batch #...: 8238266						
Silver	0.60 B	5.0	ug/L	SW846 6010B	08/25-09/03/08	KVN8R1AG
		Dilution Factor: 1		Analysis Time..: 20:04	Analyst ID.....: 022952	
		Instrument ID..: TRACEICP		MS Run #.....: 8238164	MDL.....: 0.59	
Aluminum	62.0 B	200	ug/L	SW846 6010B	08/25-09/03/08	KVN8R1AH
		Dilution Factor: 1		Analysis Time..: 20:04	Analyst ID.....: 022952	
		Instrument ID..: TRACEICP		MS Run #.....: 8238164	MDL.....: 8.2	
Arsenic	3.8 B	10.0	ug/L	SW846 6010B	08/25-09/03/08	KVN8R1AJ
		Dilution Factor: 1		Analysis Time..: 20:04	Analyst ID.....: 022952	
		Instrument ID..: TRACEICP		MS Run #.....: 8238164	MDL.....: 2.2	
Barium	39.6 B	200	ug/L	SW846 6010B	08/25-09/03/08	KVN8R1AK
		Dilution Factor: 1		Analysis Time..: 20:04	Analyst ID.....: 022952	
		Instrument ID..: TRACEICP		MS Run #.....: 8238164	MDL.....: 0.10	
Beryllium	0.40 B	4.0	ug/L	SW846 6010B	08/25-09/03/08	KVN8R1AL
		Dilution Factor: 1		Analysis Time..: 20:04	Analyst ID.....: 022952	
		Instrument ID..: TRACEICP		MS Run #.....: 8238164	MDL.....: 0.32	
Calcium	48200 J	5000	ug/L	SW846 6010B	08/25-09/03/08	KVN8R1CA
		Dilution Factor: 1		Analysis Time..: 20:04	Analyst ID.....: 022952	
		Instrument ID..: TRACEICP		MS Run #.....: 8238164	MDL.....: 10.2	
Cadmium	0.32 B	5.0	ug/L	SW846 6010B	08/25-09/03/08	KVN8R1CC
		Dilution Factor: 1		Analysis Time..: 20:04	Analyst ID.....: 022952	
		Instrument ID..: TRACEICP		MS Run #.....: 8238164	MDL.....: 0.23	
Cobalt	28.7 B	50.0	ug/L	SW846 6010B	08/25-09/03/08	KVN8R1CD
		Dilution Factor: 1		Analysis Time..: 20:04	Analyst ID.....: 022952	
		Instrument ID..: TRACEICP		MS Run #.....: 8238164	MDL.....: 0.70	
Chromium	1.2 B	5.0	ug/L	SW846 6010B	08/25-09/03/08	KVN8R1CE
		Dilution Factor: 1		Analysis Time..: 20:04	Analyst ID.....: 022952	
		Instrument ID..: TRACEICP		MS Run #.....: 8238164	MDL.....: 1.2	

(Continued on next page)

Tetra Tech NUS, Inc

Client Sample ID: WP/SB-7

DISSOLVED Metals

Lot-Sample #...: C8H230185-002 Matrix.....: WATER

PARAMETER	RESULT	REPORTING LIMIT	UNITS	METHOD	PREPARATION-ANALYSIS DATE	WORK ORDER #
Copper	ND	25.0	ug/L	SW846 6010B	08/25-09/03/08	KVN8R1CF
		Dilution Factor: 1		Analysis Time..: 20:04	Analyst ID.....: 022952	
		Instrument ID..: TRACEICP		MS Run #.....: 8238164	MDL.....: 0.72	
Iron	8120	100	ug/L	SW846 6010B	08/25-09/03/08	KVN8R1CG
		Dilution Factor: 1		Analysis Time..: 20:04	Analyst ID.....: 022952	
		Instrument ID..: TRACEICP		MS Run #.....: 8238164	MDL.....: 15.8	
Potassium	12700	5000	ug/L	SW846 6010B	08/25-09/03/08	KVN8R1CH
		Dilution Factor: 1		Analysis Time..: 20:04	Analyst ID.....: 022952	
		Instrument ID..: TRACEICP		MS Run #.....: 8238164	MDL.....: 500	
Magnesium	23900	5000	ug/L	SW846 6010B	08/25-09/03/08	KVN8R1CJ
		Dilution Factor: 1		Analysis Time..: 20:04	Analyst ID.....: 022952	
		Instrument ID..: TRACEICP		MS Run #.....: 8238164	MDL.....: 5.1	
Manganese	2350	15.0	ug/L	SW846 6010B	08/25-09/03/08	KVN8R1CK
		Dilution Factor: 1		Analysis Time..: 20:04	Analyst ID.....: 022952	
		Instrument ID..: TRACEICP		MS Run #.....: 8238164	MDL.....: 0.32	
Sodium	6000	5000	ug/L	SW846 6010B	08/25-09/03/08	KVN8R1CL
		Dilution Factor: 1		Analysis Time..: 20:04	Analyst ID.....: 022952	
		Instrument ID..: TRACEICP		MS Run #.....: 8238164	MDL.....: 271	
Nickel	55.7	40.0	ug/L	SW846 6010B	08/25-09/03/08	KVN8R1CM
		Dilution Factor: 1		Analysis Time..: 20:04	Analyst ID.....: 022952	
		Instrument ID..: TRACEICP		MS Run #.....: 8238164	MDL.....: 1.1	
Lead	ND	3.0	ug/L	SW846 6010B	08/25-09/03/08	KVN8R1CN
		Dilution Factor: 1		Analysis Time..: 20:04	Analyst ID.....: 022952	
		Instrument ID..: TRACEICP		MS Run #.....: 8238164	MDL.....: 2.4	
Selenium	ND	5.0	ug/L	SW846 6010B	08/25-09/03/08	KVN8R1CP
		Dilution Factor: 1		Analysis Time..: 20:04	Analyst ID.....: 022952	
		Instrument ID..: TRACEICP		MS Run #.....: 8238164	MDL.....: 2.5	
Thallium	ND	10.0	ug/L	SW846 6010B	08/25-09/03/08	KVN8R1CQ
		Dilution Factor: 1		Analysis Time..: 20:04	Analyst ID.....: 022952	
		Instrument ID..: TRACEICP		MS Run #.....: 8238164	MDL.....: 3.1	

(Continued on next page)

Tetra Tech NUS, Inc

Client Sample ID: WP/SB-7

DISSOLVED Metals

Lot-Sample #...: C8H230185-002 Matrix.....: WATER

PARAMETER	RESULT	REPORTING LIMIT	UNITS	METHOD	PREPARATION-ANALYSIS DATE	WORK ORDER #
Antimony	ND	10.0	ug/L	SW846 6010B	08/25-09/03/08	KVN8R1CR
		Dilution Factor: 1		Analysis Time..: 20:04	Analyst ID.....: 022952	
		Instrument ID..: TRACEICP		MS Run #.....: 8238164	MDL.....: 2.9	
Vanadium	**1.8 B**	**50.0**	**ug/L**	**SW846 6010B**	**08/25-09/03/08**	**KVN8R1CT**
		Dilution Factor: 1		Analysis Time..: 20:04	Analyst ID.....: 022952	
		Instrument ID..: TRACEICP		MS Run #.....: 8238164	MDL.....: 1.0	
Zinc	**64.5 J**	**20.0**	**ug/L**	**SW846 6010B**	**08/25-09/03/08**	**KVN8R1CU**
		Dilution Factor: 1		Analysis Time..: 20:04	Analyst ID.....: 022952	
		Instrument ID..: TRACEICP		MS Run #.....: 8238164	MDL.....: 1.3	
Prep Batch #...: 8240093						
Mercury	ND	0.20	ug/L	SW846 7470A	08/27/08	KVN8R1CV
		Dilution Factor: 1		Analysis Time..: 11:27	Analyst ID.....: 401509	
		Instrument ID..: HGHYDRA		MS Run #.....: 8240047	MDL.....: 0.055	

NOTE(S):

B Estimated result. Result is less than RL.

J Method blank contamination. The associated method blank contains the target analyte at a reportable level.

Tetra Tech NUS, Inc

Client Sample ID: WP/SB-3

DISSOLVED Metals

Lot-Sample #...: C8H230185-003 Matrix.....: WATER
Date Sampled...: 08/22/08 Date Received..: 08/23/08

PARAMETER	RESULT	REPORTING LIMIT	UNITS	METHOD	PREPARATION-ANALYSIS DATE	WORK ORDER #
Prep Batch #...: 8238266						
Silver	ND	25.0	ug/L	SW846 6010B	08/25-09/04/08	KVN8W1AG
		Dilution Factor: 5		Analysis Time..: 12:06	Analyst ID.....: 022952	
		Instrument ID..: TRACEICP		MS Run #.....: 8238164	MDL.....: 3.0	
Aluminum	78900	1000	ug/L	SW846 6010B	08/25-09/04/08	KVN8W1AH
		Dilution Factor: 5		Analysis Time..: 12:06	Analyst ID.....: 022952	
		Instrument ID..: TRACEICP		MS Run #.....: 8238164	MDL.....: 41.2	
Arsenic	22.5 B	50.0	ug/L	SW846 6010B	08/25-09/04/08	KVN8W1AJ
		Dilution Factor: 5		Analysis Time..: 12:06	Analyst ID.....: 022952	
		Instrument ID..: TRACEICP		MS Run #.....: 8238164	MDL.....: 11.2	
Barium	14.0 B	1000	ug/L	SW846 6010B	08/25-09/04/08	KVN8W1AK
		Dilution Factor: 5		Analysis Time..: 12:06	Analyst ID.....: 022952	
		Instrument ID..: TRACEICP		MS Run #.....: 8238164	MDL.....: 0.52	
Beryllium	67.6	20.0	ug/L	SW846 6010B	08/25-09/04/08	KVN8W1AL
		Dilution Factor: 5		Analysis Time..: 12:06	Analyst ID.....: 022952	
		Instrument ID..: TRACEICP		MS Run #.....: 8238164	MDL.....: 1.6	
Calcium	13700 B,J	25000	ug/L	SW846 6010B	08/25-09/04/08	KVN8W1CA
		Dilution Factor: 5		Analysis Time..: 12:06	Analyst ID.....: 022952	
		Instrument ID..: TRACEICP		MS Run #.....: 8238164	MDL.....: 50.8	
Cadmium	20.6 B	25.0	ug/L	SW846 6010B	08/25-09/04/08	KVN8W1CC
		Dilution Factor: 5		Analysis Time..: 12:06	Analyst ID.....: 022952	
		Instrument ID..: TRACEICP		MS Run #.....: 8238164	MDL.....: 1.2	
Cobalt	796	250	ug/L	SW846 6010B	08/25-09/04/08	KVN8W1CD
		Dilution Factor: 5		Analysis Time..: 12:06	Analyst ID.....: 022952	
		Instrument ID..: TRACEICP		MS Run #.....: 8238164	MDL.....: 3.5	
Chromium	12.6 B	25.0	ug/L	SW846 6010B	08/25-09/04/08	KVN8W1CE
		Dilution Factor: 5		Analysis Time..: 12:06	Analyst ID.....: 022952	
		Instrument ID..: TRACEICP		MS Run #.....: 8238164	MDL.....: 5.8	

(Continued on next page)

Tetra Tech NUS, Inc

Client Sample ID: WP/SB-3

DISSOLVED Metals

Lot-Sample #...: C8H230185-003 Matrix.....: WATER

PARAMETER	RESULT	REPORTING LIMIT	UNITS	METHOD	PREPARATION-ANALYSIS DATE	WORK ORDER #
Copper	25.5 B	125	ug/L	SW846 6010B	08/25-09/04/08	KVN8W1CF
		Dilution Factor: 5		Analysis Time..: 12:06	Analyst ID.....: 022952	
		Instrument ID..: TRACEICP		MS Run #.....: 8238164	MDL.....: 3.6	
Iron	94600	500	ug/L	SW846 6010B	08/25-09/04/08	KVN8W1CG
		Dilution Factor: 5		Analysis Time..: 12:06	Analyst ID.....: 022952	
		Instrument ID..: TRACEICP		MS Run #.....: 8238164	MDL.....: 79.0	
Potassium	11100 B	25000	ug/L	SW846 6010B	08/25-09/04/08	KVN8W1CH
		Dilution Factor: 5		Analysis Time..: 12:06	Analyst ID.....: 022952	
		Instrument ID..: TRACEICP		MS Run #.....: 8238164	MDL.....: 2500	
Magnesium	50700	25000	ug/L	SW846 6010B	08/25-09/04/08	KVN8W1CJ
		Dilution Factor: 5		Analysis Time..: 12:06	Analyst ID.....: 022952	
		Instrument ID..: TRACEICP		MS Run #.....: 8238164	MDL.....: 25.4	
Manganese	15400	75.0	ug/L	SW846 6010B	08/25-09/04/08	KVN8W1CK
		Dilution Factor: 5		Analysis Time..: 12:06	Analyst ID.....: 022952	
		Instrument ID..: TRACEICP		MS Run #.....: 8238164	MDL.....: 1.6	
Sodium	9170 B	25000	ug/L	SW846 6010B	08/25-09/04/08	KVN8W1CL
		Dilution Factor: 5		Analysis Time..: 12:06	Analyst ID.....: 022952	
		Instrument ID..: TRACEICP		MS Run #.....: 8238164	MDL.....: 1350	
Nickel	970	200	ug/L	SW846 6010B	08/25-09/04/08	KVN8W1CM
		Dilution Factor: 5		Analysis Time..: 12:06	Analyst ID.....: 022952	
		Instrument ID..: TRACEICP		MS Run #.....: 8238164	MDL.....: 5.4	
Lead	ND	15.0	ug/L	SW846 6010B	08/25-09/04/08	KVN8W1CN
		Dilution Factor: 5		Analysis Time..: 12:06	Analyst ID.....: 022952	
		Instrument ID..: TRACEICP		MS Run #.....: 8238164	MDL.....: 12.0	
Selenium	ND	25.0	ug/L	SW846 6010B	08/25-09/04/08	KVN8W1CP
		Dilution Factor: 5		Analysis Time..: 12:06	Analyst ID.....: 022952	
		Instrument ID..: TRACEICP		MS Run #.....: 8238164	MDL.....: 12.5	
Thallium	ND	50.0	ug/L	SW846 6010B	08/25-09/04/08	KVN8W1CQ
		Dilution Factor: 5		Analysis Time..: 12:06	Analyst ID.....: 022952	
		Instrument ID..: TRACEICP		MS Run #.....: 8238164	MDL.....: 15.4	

(Continued on next page)

Tetra Tech NUS, Inc

Client Sample ID: WP/SB-3

DISSOLVED Metals

Lot-Sample #...: C8H230185-003 Matrix.....: WATER

PARAMETER	RESULT	REPORTING LIMIT	UNITS	METHOD	PREPARATION-ANALYSIS DATE	WORK ORDER #
Antimony	ND	50.0	ug/L	SW846 6010B	08/25-09/04/08	KVN8W1CR
		Dilution Factor: 5		Analysis Time..: 12:06	Analyst ID.....: 022952	
		Instrument ID..: TRACEICP		MS Run #.....: 8238164	MDL.....: 14.5	
Vanadium	**17.0 B**	**250**	**ug/L**	**SW846 6010B**	**08/25-09/04/08**	**KVN8W1CT**
		Dilution Factor: 5		Analysis Time..: 12:06	Analyst ID.....: 022952	
		Instrument ID..: TRACEICP		MS Run #.....: 8238164	MDL.....: 5.0	
Zinc	**3210 J**	**100**	**ug/L**	**SW846 6010B**	**08/25-09/04/08**	**KVN8W1CU**
		Dilution Factor: 5		Analysis Time..: 12:06	Analyst ID.....: 022952	
		Instrument ID..: TRACEICP		MS Run #.....: 8238164	MDL.....: 6.6	
Prep Batch #...: 8240093						
Mercury	ND	0.20	ug/L	SW846 7470A	08/27/08	KVN8W1CV
		Dilution Factor: 1		Analysis Time..: 11:29	Analyst ID.....: 401509	
		Instrument ID..: HGHYDRA		MS Run #.....: 8240047	MDL.....: 0.055	

NOTE(S):

B Estimated result. Result is less than RL.

J Method blank contamination. The associated method blank contains the target analyte at a reportable level.

Tetra Tech NUS, Inc

Client Sample ID: WP/SB-10

DISSOLVED Metals

Lot-Sample #...: C8H230185-004
Date Sampled...: 08/22/08 Date Received..: 08/23/08 Matrix.....: WATER

PARAMETER	RESULT	REPORTING LIMIT	UNITS	METHOD	PREPARATION-ANALYSIS DATE	WORK ORDER #
Prep Batch #...: 8238266						
Silver	ND	25.0	ug/L	SW846 6010B	08/25-09/04/08	KVN801AG
		Dilution Factor: 5		Analysis Time..: 11:55	Analyst ID.....: 022952	
		Instrument ID..: TRACEICP		MS Run #.....: 8238164	MDL.....: 3.0	
Aluminum	75200	1000	ug/L	SW846 6010B	08/25-09/04/08	KVN801AH
		Dilution Factor: 5		Analysis Time..: 11:55	Analyst ID.....: 022952	
		Instrument ID..: TRACEICP		MS Run #.....: 8238164	MDL.....: 41.2	
Arsenic	17.4 B	50.0	ug/L	SW846 6010B	08/25-09/04/08	KVN801AJ
		Dilution Factor: 5		Analysis Time..: 11:55	Analyst ID.....: 022952	
		Instrument ID..: TRACEICP		MS Run #.....: 8238164	MDL.....: 11.2	
Barium	24.4 B	1000	ug/L	SW846 6010B	08/25-09/04/08	KVN801AK
		Dilution Factor: 5		Analysis Time..: 11:55	Analyst ID.....: 022952	
		Instrument ID..: TRACEICP		MS Run #.....: 8238164	MDL.....: 0.52	
Beryllium	50.0	20.0	ug/L	SW846 6010B	08/25-09/04/08	KVN801AL
		Dilution Factor: 5		Analysis Time..: 11:55	Analyst ID.....: 022952	
		Instrument ID..: TRACEICP		MS Run #.....: 8238164	MDL.....: 1.6	
Calcium	39200 J	25000	ug/L	SW846 6010B	08/25-09/04/08	KVN801CA
		Dilution Factor: 5		Analysis Time..: 11:55	Analyst ID.....: 022952	
		Instrument ID..: TRACEICP		MS Run #.....: 8238164	MDL.....: 50.8	
Cadmium	ND	25.0	ug/L	SW846 6010B	08/25-09/04/08	KVN801CC
		Dilution Factor: 5		Analysis Time..: 11:55	Analyst ID.....: 022952	
		Instrument ID..: TRACEICP		MS Run #.....: 8238164	MDL.....: 1.2	
Cobalt	417	250	ug/L	SW846 6010B	08/25-09/04/08	KVN801CD
		Dilution Factor: 5		Analysis Time..: 11:55	Analyst ID.....: 022952	
		Instrument ID..: TRACEICP		MS Run #.....: 8238164	MDL.....: 3.5	
Chromium	13.8 B	25.0	ug/L	SW846 6010B	08/25-09/04/08	KVN801CE
		Dilution Factor: 5		Analysis Time..: 11:55	Analyst ID.....: 022952	
		Instrument ID..: TRACEICP		MS Run #.....: 8238164	MDL.....: 5.8	

(Continued on next page)

Tetra Tech NUS, Inc

Client Sample ID: WP/SB-10

DISSOLVED Metals

Lot-Sample #...: C8H230185-004 Matrix.....: WATER

PARAMETER	RESULT	REPORTING LIMIT	UNITS	METHOD	PREPARATION-ANALYSIS DATE	WORK ORDER #
Copper	ND	125	ug/L	SW846 6010B	08/25-09/04/08	KVN801CF
		Dilution Factor: 5		Analysis Time..: 11:55	Analyst ID.....: 022952	
		Instrument ID..: TRACEICP		MS Run #.....: 8238164	MDL.....: 3.6	
Iron	249000	500	ug/L	SW846 6010B	08/25-09/04/08	KVN801CG
		Dilution Factor: 5		Analysis Time..: 11:55	Analyst ID.....: 022952	
		Instrument ID..: TRACEICP		MS Run #.....: 8238164	MDL.....: 79.0	
Potassium	14600 B	25000	ug/L	SW846 6010B	08/25-09/04/08	KVN801CH
		Dilution Factor: 5		Analysis Time..: 11:55	Analyst ID.....: 022952	
		Instrument ID..: TRACEICP		MS Run #.....: 8238164	MDL.....: 2500	
Magnesium	93500	25000	ug/L	SW846 6010B	08/25-09/04/08	KVN801CJ
		Dilution Factor: 5		Analysis Time..: 11:55	Analyst ID.....: 022952	
		Instrument ID..: TRACEICP		MS Run #.....: 8238164	MDL.....: 25.4	
Manganese	33600	75.0	ug/L	SW846 6010B	08/25-09/04/08	KVN801CK
		Dilution Factor: 5		Analysis Time..: 11:55	Analyst ID.....: 022952	
		Instrument ID..: TRACEICP		MS Run #.....: 8238164	MDL.....: 1.6	
Sodium	21200 B	25000	ug/L	SW846 6010B	08/25-09/04/08	KVN801CL
		Dilution Factor: 5		Analysis Time..: 11:55	Analyst ID.....: 022952	
		Instrument ID..: TRACEICP		MS Run #.....: 8238164	MDL.....: 1350	
Nickel	509	200	ug/L	SW846 6010B	08/25-09/04/08	KVN801CM
		Dilution Factor: 5		Analysis Time..: 11:55	Analyst ID.....: 022952	
		Instrument ID..: TRACEICP		MS Run #.....: 8238164	MDL.....: 5.4	
Lead	ND	15.0	ug/L	SW846 6010B	08/25-09/04/08	KVN801CN
		Dilution Factor: 5		Analysis Time..: 11:55	Analyst ID.....: 022952	
		Instrument ID..: TRACEICP		MS Run #.....: 8238164	MDL.....: 12.0	
Selenium	ND	25.0	ug/L	SW846 6010B	08/25-09/04/08	KVN801CP
		Dilution Factor: 5		Analysis Time..: 11:55	Analyst ID.....: 022952	
		Instrument ID..: TRACEICP		MS Run #.....: 8238164	MDL.....: 12.5	
Thallium	ND	50.0	ug/L	SW846 6010B	08/25-09/04/08	KVN801CQ
		Dilution Factor: 5		Analysis Time..: 11:55	Analyst ID.....: 022952	
		Instrument ID..: TRACEICP		MS Run #.....: 8238164	MDL.....: 15.4	

(Continued on next page)

Tetra Tech NUS, Inc

Client Sample ID: WP/SB-10

DISSOLVED Metals

Lot-Sample #...: C8H230185-004 Matrix.....: WATER

PARAMETER	RESULT	REPORTING LIMIT	UNITS	METHOD	PREPARATION-ANALYSIS DATE	WORK ORDER #
Antimony	ND	50.0	ug/L	SW846 6010B	08/25-09/04/08	KVN801CR
		Dilution Factor: 5		Analysis Time..: 11:55	Analyst ID.....: 022952	
		Instrument ID..: TRACEICP		MS Run #.....: 8238164	MDL.....: 14.5	
Vanadium	33.3 B	250	ug/L	SW846 6010B	08/25-09/04/08	KVN801CT
		Dilution Factor: 5		Analysis Time..: 11:55	Analyst ID.....: 022952	
		Instrument ID..: TRACEICP		MS Run #.....: 8238164	MDL.....: 5.0	
Zinc	581 J	100	ug/L	SW846 6010B	08/25-09/04/08	KVN801CU
		Dilution Factor: 5		Analysis Time..: 11:55	Analyst ID.....: 022952	
		Instrument ID..: TRACEICP		MS Run #.....: 8238164	MDL.....: 6.6	
Prep Batch #...: 8240093						
Mercury	ND	0.20	ug/L	SW846 7470A	08/27/08	KVN801CV
		Dilution Factor: 1		Analysis Time..: 11:30	Analyst ID.....: 401509	
		Instrument ID..: HGHYDRA		MS Run #.....: 8240047	MDL.....: 0.055	

NOTE(S):

B Estimated result. Result is less than RL.

J Method blank contamination. The associated method blank contains the target analyte at a reportable level.

APPENDIX C

Support Documentation

GC/MS SEMIVOLATILES (cont):
The following compounds had the %D > 25% in calibration verification standard F090308C2; but were within expected performance range for these compounds: 1,4-dioxane 45%, 2,4-dinitrophenol 30%, 4-chloroaniline 44%, atrazine 25%, benzaldehyde 38%, benzoic acid 25%, benzyl alcohol 48%, and hexachlorocyclopentadiene 51%.

The following compounds had the %D > 25% in calibration verification standard F090408C2; but were within expected performance range for these compounds: 4-nitrophenol 32%, atrazine 27%, benzaldehyde 46%, benzidine 25%, benzoic acid 29%, and hexachlorocyclopentadiene 54%.

METALS:
The serial dilution of sample WP/SB-2 (total and dissolved) was outside of the percent difference control limits for zinc. The result was flagged with an "E" qualifier.

Samples WP/SB-3 and WP/SB-10 (total and dissolved) were analyzed at dilution for all 6010 analytes. These analytes are reported from the Trace ICP, for which an internal standard, yttrium, is added to all standards and samples during analysis. The yttrium counts in these samples were outside of QC criteria (70-130% of the yttrium counts in the ICB), therefore; the samples were diluted for analysis.

The method blanks had analytes detected at concentrations between the MDL and the reporting limit. The results were flagged with a "B" qualifier. Any sample associated with a method blank that had the same analyte detected had the result flagged with a "J" qualifier.

The matrix spike and matrix spike duplicate (total) recovered outside of the control limits for aluminum.

For the matrix spike and matrix spike duplicate (total and dissolved), iron and manganese recoveries were not calculated due to the concentration of analyte in the sample being >4 times the concentration of spike added.

C8H230185

Chain of Custody Record

Temperature on Receipt _____

Drinking Water? Yes ☐ No ☐

TestAmerica
THE LEADER IN ENVIRONMENTAL TESTING

TAL-4124 (1007)

Client	Project Manager	Date	Chain of Custody Number
Tetra Tech NUS	Tony Apanavage	8/22/08	093752
Address	**Telephone Number (Area Code)/Fax Number**	**Lab Number**	**Page 1 of 1**
20251 Century Blvd Suite 200	301-528-3021		
City / **State** / **Zip Code**	**Site Contact**	**Lab Contact**	
Germantown / MD / 20874	Tony Apanavage		
Project Name and Location (State)	**Carrier/Waybill Number**		
Martin State Airport, Strawberry Point, MD			
Contract/Purchase Order/Quote No.			

Sample I.D. No. and Description (Containers for each sample may be combined on one line)	Date	Time	Matrix: Air	Aqueous	Sed.	Soil	Containers & Preservatives: Unpres.	H_2SO_4	HNO_3	HCl	NaOH	ZnAc/NaOH	Analysis: VOCs	SVOCs	T. Metals	D. Metals
WP/SB-2	8/22/08	1100		X									X	X	X	X
WP/SB-7	8/22/08	1030											X	X	X	X
WP/SB-3	8/22/08	1005											X	X	X	X
WP/SB-10	8/22/08	1205											X	X	X	X
WP/SB-11	8/22/08	1415		↓									X			
WP-082208 - Trip Blank	8/22/08	( )		X									X			

Special Instructions/ Conditions of Receipt

Possible Hazard Identification
☐ Non-Hazard ☐ Flammable ☐ Skin Irritant ☐ Poison B ☐ Unknown

Sample Disposal
☐ Return To Client ☐ Disposal By Lab ☐ Archive For _____ Months
(A fee may be assessed if samples are retained longer than 1 month)

Turn Around Time Required
☐ 24 Hours ☐ 48 Hours ☐ 7 Days ☐ 14 Days ☐ 21 Days ☐ Other _____

QC Requirements (Specify)

	Date	Time
1. Relinquished By	8/22/08	1645
2. Relinquished By	8-22-08	17:15
3. Relinquished By		

	Date	Time
1. Received By	8-22-2008	16:15
2. Received By		
3. Received By	8/23/8	1100

Comments

DISTRIBUTION: WHITE - Returned to Client with Report; CANARY - Stays with the Sample; PINK - Field Copy

7

(1 - 235)

TestAmerica Pittsburgh

Metals Data Reporting Form

Initial Calibration Blank Results

Instrument: ICPST **Units:** ug/L

Chart Number: T80903A.ARC

Standard Source: _____ **Standard ID:** _____

Element	WL/ Mass	Report Limit	ICB1 9/3/2008 9:31 AM Found	Q	Found	Q	Found	Q	Found	Q	Found	Q
Aluminum	308.215	200	8.2	U								
Antimony	220.353	10	2.9	U								
Arsenic	189.042	10	2.2	U								
Barium	493.409	200	**0.3**	**B**								
Beryllium	313.042	4	0.3	U								
Cadmium	226.502	5	0.2	U								
Calcium	317.933	5000	**10.2**	**B**								
Chromium	267.716	5	**1.2**	**B**								
Cobalt	228.616	50	0.7	U								
Copper	324.753	25	**0.8**	**B**								
Iron	271.441	100	15.8	U								
Lead	220.353	3	2.4	U								
Magnesium	279.078	5000	**9.4**	**B**								
Manganese	257.61	15	**0.5**	**B**								
Nickel	231.604	40	**1.8**	**B**								
Potassium	766.491	5000	500.0	U								
Selenium	220.353	5	2.5	U								
Silver	328.068	5	**0.9**	**B**								
Sodium	330.232	5000	**730.0**	**B**								
Thallium	190.864	10	3.1	U								
Titanium	334.941	0	**0.0**									
Vanadium	292.402	50	1.0	U								
Zinc	213.856	20	**1.7**	**B**								

5.22.0

U Result is less than the MDL
B Result is between MDL and RL

Form 3 Equivalent

TestAmerica Pittsburgh

Metals Data Reporting Form

Initial Calibration Blank Results

Instrument: ICPST **Units:** ug/L

Chart Number: T80904B.ARC

Standard Source: _____ **Standard ID:** _____

Element	WL/ Mass	Report Limit	ICB1 9/4/2008 10:38 AM Found	Q	Found	Q	Found	Q	Found	Q	Found	Q
Aluminum	308.215	200	8.2	U								
Antimony	220.353	10	2.9	U								
Arsenic	189.042	10	2.2	U								
Barium	493.409	200	**0.5**	**B**								
Beryllium	313.042	4	0.3	U								
Cadmium	226.502	5	0.2	U								
Calcium	317.933	5000	**11.3**	**B**								
Chromium	267.716	5	1.2	U								
Cobalt	228.616	50	**0.9**	**B**								
Copper	324.753	25	0.7	U								
Iron	271.441	100	**17.2**	**B**								
Lead	220.353	3	2.4	U								
Magnesium	279.078	5000	**10.9**	**B**								
Manganese	257.61	15	**0.5**	**B**								
Nickel	231.604	40	**1.9**	**B**								
Potassium	766.491	5000	500.0	U								
Selenium	220.353	5	2.5	U								
Silver	328.068	5	0.6	U								
Sodium	330.232	5000	**-410.0**	**B**								
Thallium	190.864	10	3.1	U								
Titanium	334.941	0	**0.0**									
Vanadium	292.402	50	1.0	U								
Zinc	213.856	20	**2.1**	**B**								

5.22.0

U Result is less than the MDL
B Result is between MDL and RL

Form 3 Equivalent

TestAmerica Pittsburgh

Metals Data Reporting Form

Continuing Calibration Blank Result

Instrument: ICPST **Units:** ug/L

Chart Number: T80903A.ARC

Standard Source: _____ **Standard ID:** _____

Element	WL/ Mass	Report Limit	CCB1 9/3/2008 10:37 AM Found	Q	CCB2 9/3/2008 11:42 AM Found	Q	CCB3 9/3/2008 12:48 PM Found	Q	CCB4 9/3/2008 1:54 PM Found	Q	CCB5 9/3/2008 3:10 PM Found	Q
Aluminum	308.215	200	8.2	U	8.2	U	8.2	U	-9.5	B	-9.2	B
Antimony	220.353	10	2.9	U	2.9	U	2.9	U	2.9	U	2.9	U
Arsenic	189.042	10	2.2	U	2.2	U	2.2	U	2.2	U	2.2	U
Barium	493.409	200	0.1	U	0.1	B	0.1	U	0.1	U	0.1	U
Beryllium	313.042	4	0.3	U	0.3	U	0.3	U	0.3	U	0.3	U
Cadmium	226.502	5	0.2	U	0.2	U	0.2	U	0.2	U	0.2	U
Calcium	317.933	5000	10.2	U	10.2	U	10.2	U	10.2	U	10.2	U
Chromium	267.716	5	1.2	U	1.2	U	1.2	U	1.2	U	1.2	U
Cobalt	228.616	50	0.7	U	0.7	U	0.7	U	0.7	U	0.7	U
Copper	324.753	25	0.7	U	0.7	U	0.7	U	0.7	U	0.7	U
Iron	271.441	100	15.8	U	15.8	U	15.8	U	15.8	U	15.8	U
Lead	220.353	3	2.4	U	2.4	U	2.4	U	2.4	U	2.4	U
Magnesium	279.078	5000	5.1	U	5.1	U	5.1	U	5.1	U	5.1	U
Manganese	257.61	15	0.3	U	0.3	U	0.3	U	0.3	U	0.3	U
Nickel	231.604	40	1.1	U	1.1	U	1.1	U	1.1	U	1.1	U
Potassium	766.491	5000	500.0	U	500.0	U	500.0	U	500.0	U	500.0	U
Selenium	220.353	5	2.5	U	2.5	U	2.5	U	2.5	U	2.5	U
Silver	328.068	5	0.6	U	0.6	U	0.6	U	0.6	U	0.6	U
Sodium	330.232	5000	-710.0	B	-730.0	B	-680.0	B	-650.0	B	-710.0	B
Thallium	190.864	10	3.1	U	3.1	U	3.7	B	3.1	U	3.4	B
Titanium	334.941	0	0.0		0.0		0.0		0.0		0.0	
Vanadium	292.402	50	1.0	U	1.0	U	1.0	U	1.0	U	1.0	U
Zinc	213.856	20	1.3	U	1.4	B	1.3	U	1.3	U	1.5	B

TestAmerica Pittsburgh

Metals Data Reporting Form

Continuing Calibration Blank Result

Instrument: ICPST **Units:** ug/L

Chart Number: T80903A.ARC

Standard Source: _____ **Standard ID:** _____

Element	WL/ Mass	Report Limit	CCB6 9/3/2008 4:18 PM Found	Q	CCB7 9/3/2008 5:24 PM Found	Q	CCB8 9/3/2008 6:30 PM Found	Q	CCB9 9/3/2008 7:36 PM Found	Q	CCB10 9/3/2008 8:42 PM Found	Q
Aluminum	308.215	200	8.2	U	8.2	U	8.2	U	8.2	U	**8.5**	**B**
Antimony	220.353	10	2.9	U	2.9	U	2.9	U	2.9	U	2.9	U
Arsenic	189.042	10	2.2	U	2.2	U	2.2	U	2.2	U	2.2	U
Barium	493.409	200	0.1	U	0.1	U	0.1	U	0.1	U	0.1	U
Beryllium	313.042	4	**0.4**	**B**	0.3	U	**0.4**	**B**	0.3	U	0.3	U
Cadmium	226.502	5	0.2	U	0.2	U	0.2	U	0.2	U	0.2	U
Calcium	317.933	5000	10.2	U	10.2	U	10.2	U	10.2	U	10.2	U
Chromium	267.716	5	1.2	U	1.2	U	1.2	U	1.2	U	1.2	U
Cobalt	228.616	50	0.7	U	0.7	U	0.7	U	0.7	U	0.7	U
Copper	324.753	25	0.7	U	0.7	U	**-0.9**	**B**	0.7	U	0.7	U
Iron	271.441	100	15.8	U	15.8	U	15.8	U	15.8	U	15.8	U
Lead	220.353	3	2.4	U	2.4	U	2.4	U	2.4	U	2.4	U
Magnesium	279.078	5000	**5.6**	**B**	5.1	U	5.1	U	5.1	U	5.1	U
Manganese	257.61	15	0.3	U	0.3	U	0.3	U	0.3	U	0.3	U
Nickel	231.604	40	1.1	U	1.1	U	1.1	U	1.1	U	1.1	U
Potassium	766.491	5000	500.0	U	500.0	U	500.0	U	500.0	U	500.0	U
Selenium	220.353	5	2.5	U	2.5	U	2.5	U	2.5	U	2.5	U
Silver	328.068	5	0.6	U	0.6	U	0.6	U	0.6	U	0.6	U
Sodium	330.232	5000	**-660.0**	**B**	**-800.0**	**B**	**-720.0**	**B**	**-700.0**	**B**	**-610.0**	**B**
Thallium	190.864	10	3.1	U	3.1	U	3.1	U	**4.2**	**B**	**3.9**	**B**
Titanium	334.941	0	**0.0**		**0.0**		**0.0**		**0.0**		**0.0**	
Vanadium	292.402	50	1.0	U	1.0	U	1.0	U	1.0	U	1.0	U
Zinc	213.856	20	1.3	U	**1.5**	**B**	**1.5**	**B**	**1.5**	**B**	**1.6**	**B**

5.22.0

U Result is less than the MDL

B Result is between MDL and RL

Form 3 Equivalent

TestAmerica Pittsburgh

Metals Data Reporting Form

Continuing Calibration Blank Result

Instrument: ICPST **Units:** ug/L

Chart Number: T80904B.ARC

Standard Source: _____ **Standard ID:** _____

Element	WL/ Mass	Report Limit	CCB1 9/4/2008 11:44 AM Found	Q	CCB2 9/4/2008 12:50 PM Found	Q	CCB3 9/4/2008 2:00 PM Found	Q	Found	Q	Found	Q
Aluminum	308.215	200	8.2	U	**14.5**	**B**	**21.0**	**B**				
Antimony	220.353	10	2.9	U	2.9	U	2.9	U				
Arsenic	189.042	10	2.2	U	2.2	U	2.2	U				
Barium	493.409	200	**0.1**	**B**	0.1	U	0.1	U				
Beryllium	313.042	4	0.3	U	0.3	U	0.3	U				
Cadmium	226.502	5	0.2	U	0.2	U	0.2	U				
Calcium	317.933	5000	10.2	U	10.2	U	10.2	U				
Chromium	267.716	5	1.2	U	1.2	U	1.2	U				
Cobalt	228.616	50	0.7	U	0.7	U	0.7	U				
Copper	324.753	25	0.7	U	**-1.0**	**B**	**-1.8**	**B**				
Iron	271.441	100	15.8	U	15.8	U	15.8	U				
Lead	220.353	3	2.4	U	2.4	U	2.4	U				
Magnesium	279.078	5000	5.1	U	5.1	U	5.1	U				
Manganese	257.61	15	0.3	U	0.3	U	0.3	U				
Nickel	231.604	40	1.1	U	1.1	U	1.1	U				
Potassium	766.491	5000	500.0	U	500.0	U	500.0	U				
Selenium	220.353	5	2.5	U	2.5	U	2.5	U				
Silver	328.068	5	0.6	U	0.6	U	0.6	U				
Sodium	330.232	5000	**-550.0**	**B**	**-450.0**	**B**	**-590.0**	**B**				
Thallium	190.864	10	3.1	U	3.1	U	3.1	U				
Titanium	334.941	0	**0.0**		**0.0**		**0.0**					
Vanadium	292.402	50	1.0	U	1.0	U	1.0	U				
Zinc	213.856	20	**1.9**	**B**	**1.8**	**B**	**2.5**	**B**				

TestAmerica Pittsburgh

Metals Data Reporting Form

Continuing Calibration Blank Result

Instrument: CVAA **Units:** ug/L

Chart Number: G80827B.PRN

Standard Source: _____ **Standard ID:** _____

Element	WL/ Mass	Report Limit	CCB1 8/27/2008 11:17 AM Found	Q	CCB2 8/27/2008 11:37 AM Found	Q	CCB3 8/27/2008 11:57 AM Found	Q	CCB4 8/27/2008 12:17 PM Found	Q	CCB5 8/27/2008 12:37 PM Found	Q
Mercury	253.7	0.2	0.1	U	0.1	U	0.1	U	0.1	U	-0.1	B

5.22.0

U Result is less than the MDL

B Result is between MDL and RL

Form 3 Equivalent

METHOD BLANK REPORT

TOTAL Metals

Client Lot #...: C8H230185 **Matrix.....:** WATER

PARAMETER	RESULT	REPORTING LIMIT	UNITS	METHOD	PREPARATION-ANALYSIS DATE	WORK ORDER #
MB Lot-Sample #: C8H250000-268 **Prep Batch #...:** 8238268						
Silver	ND	5.0	ug/L	SW846 6010B	08/25-09/03/08	KVP181AA
		Dilution Factor: 1				
		Analysis Time..: 17:40		Analyst ID.....: 022952	Instrument ID..: TRA	
Aluminum	ND	200	ug/L	SW846 6010B	08/25-09/03/08	KVP181AC
		Dilution Factor: 1				
		Analysis Time..: 17:40		Analyst ID.....: 022952	Instrument ID..: TRA	
Arsenic	ND	10.0	ug/L	SW846 6010B	08/25-09/03/08	KVP181AD
		Dilution Factor: 1				
		Analysis Time..: 17:40		Analyst ID.....: 022952	Instrument ID..: TRA	
Barium	**0.31 B**	**200**	**ug/L**	**SW846 6010B**	**08/25-09/03/08**	**KVP181AE**
		Dilution Factor: 1				
		Analysis Time..: 17:40		Analyst ID.....: 022952	Instrument ID..: TRA	
Beryllium	ND	4.0	ug/L	SW846 6010B	08/25-09/03/08	KVP181AF
		Dilution Factor: 1				
		Analysis Time..: 17:40		Analyst ID.....: 022952	Instrument ID..: TRA	
Calcium	**28.2 B**	**5000**	**ug/L**	**SW846 6010B**	**08/25-09/03/08**	**KVP181AG**
		Dilution Factor: 1				
		Analysis Time..: 17:40		Analyst ID.....: 022952	Instrument ID..: TRA	
Cadmium	ND	5.0	ug/L	SW846 6010B	08/25-09/03/08	KVP181AH
		Dilution Factor: 1				
		Analysis Time..: 17:40		Analyst ID.....: 022952	Instrument ID..: TRA	
Cobalt	ND	50.0	ug/L	SW846 6010B	08/25-09/03/08	KVP181AJ
		Dilution Factor: 1				
		Analysis Time..: 17:40		Analyst ID.....: 022952	Instrument ID..: TRA	
Chromium	ND	5.0	ug/L	SW846 6010B	08/25-09/03/08	KVP181AK
		Dilution Factor: 1				
		Analysis Time..: 17:40		Analyst ID.....: 022952	Instrument ID..: TRA	
Copper	ND	25.0	ug/L	SW846 6010B	08/25-09/03/08	KVP181AL
		Dilution Factor: 1				
		Analysis Time..: 17:40		Analyst ID.....: 022952	Instrument ID..: TRA	
Iron	ND	100	ug/L	SW846 6010B	08/25-09/03/08	KVP181AM
		Dilution Factor: 1				
		Analysis Time..: 17:40		Analyst ID.....: 022952	Instrument ID..: TRA	

(Continued on next page)

METHOD BLANK REPORT

TOTAL Metals

Client Lot #...: C8H230185 Matrix.....: WATER

PARAMETER	RESULT	REPORTING LIMIT	UNITS	METHOD	PREPARATION-ANALYSIS DATE	WORK ORDER #
Potassium	ND	5000	ug/L	SW846 6010B	08/25-09/03/08	KVP181AN
		Dilution Factor: 1				
		Analysis Time..: 17:40		Analyst ID.....: 022952	Instrument ID..: TRA	
Magnesium	**5.1 B**	**5000**	**ug/L**	**SW846 6010B**	**08/25-09/03/08**	**KVP181AP**
		Dilution Factor: 1				
		Analysis Time..: 17:40		Analyst ID.....: 022952	Instrument ID..: TRA	
Manganese	ND	15.0	ug/L	SW846 6010B	08/25-09/03/08	KVP181AQ
		Dilution Factor: 1				
		Analysis Time..: 17:40		Analyst ID.....: 022952	Instrument ID..: TRA	
Sodium	ND	5000	ug/L	SW846 6010B	08/25-09/03/08	KVP181AR
		Dilution Factor: 1				
		Analysis Time..: 17:40		Analyst ID.....: 022952	Instrument ID..: TRA	
Nickel	ND	40.0	ug/L	SW846 6010B	08/25-09/03/08	KVP181AT
		Dilution Factor: 1				
		Analysis Time..: 17:40		Analyst ID.....: 022952	Instrument ID..: TRA	
Lead	ND	3.0	ug/L	SW846 6010B	08/25-09/03/08	KVP181AU
		Dilution Factor: 1				
		Analysis Time..: 17:40		Analyst ID.....: 022952	Instrument ID..: TRA	
Selenium	ND	5.0	ug/L	SW846 6010B	08/25-09/03/08	KVP181AV
		Dilution Factor: 1				
		Analysis Time..: 17:40		Analyst ID.....: 022952	Instrument ID..: TRA	
Thallium	**3.7 B**	**10.0**	**ug/L**	**SW846 6010B**	**08/25-09/03/08**	**KVP181AW**
		Dilution Factor: 1				
		Analysis Time..: 17:40		Analyst ID.....: 022952	Instrument ID..: TRA	
Antimony	ND	10.0	ug/L	SW846 6010B	08/25-09/03/08	KVP181AX
		Dilution Factor: 1				
		Analysis Time..: 17:40		Analyst ID.....: 022952	Instrument ID..: TRA	
Vanadium	ND	50.0	ug/L	SW846 6010B	08/25-09/03/08	KVP181A0
		Dilution Factor: 1				
		Analysis Time..: 17:40		Analyst ID.....: 022952	Instrument ID..: TRA	
Zinc	**3.3 B**	**20.0**	**ug/L**	**SW846 6010B**	**08/25-09/03/08**	**KVP181A1**
		Dilution Factor: 1				
		Analysis Time..: 17:40		Analyst ID.....: 022952	Instrument ID..: TRA	

(Continued on next page)

METHOD BLANK REPORT

DISSOLVED Metals

Client Lot #...: C8H230185 Matrix.....: WATER

PARAMETER	RESULT	REPORTING LIMIT	UNITS	METHOD	PREPARATION-ANALYSIS DATE	WORK ORDER #
MB Lot-Sample #: C8H250000-266 Prep Batch #...: 8238266						
Silver	ND	5.0	ug/L	SW846 6010B	08/25-09/03/08	KVP141AA
		Dilution Factor: 1				
		Analysis Time..: 19:14		Analyst ID.....: 022952	Instrument ID..: TRA	
Aluminum	ND	200	ug/L	SW846 6010B	08/25-09/03/08	KVP141AC
		Dilution Factor: 1				
		Analysis Time..: 19:14		Analyst ID.....: 022952	Instrument ID..: TRA	
Arsenic	ND	10.0	ug/L	SW846 6010B	08/25-09/03/08	KVP141AD
		Dilution Factor: 1				
		Analysis Time..: 19:14		Analyst ID.....: 022952	Instrument ID..: TRA	
Barium	ND	200	ug/L	SW846 6010B	08/25-09/03/08	KVP141AE
		Dilution Factor: 1				
		Analysis Time..: 19:14		Analyst ID.....: 022952	Instrument ID..: TRA	
Beryllium	ND	4.0	ug/L	SW846 6010B	08/25-09/03/08	KVP141AF
		Dilution Factor: 1				
		Analysis Time..: 19:14		Analyst ID.....: 022952	Instrument ID..: TRA	
Calcium	**25.5 B**	**5000**	**ug/L**	**SW846 6010B**	**08/25-09/03/08**	**KVP141AG**
		Dilution Factor: 1				
		Analysis Time..: 19:14		Analyst ID.....: 022952	Instrument ID..: TRA	
Cadmium	ND	5.0	ug/L	SW846 6010B	08/25-09/03/08	KVP141AH
		Dilution Factor: 1				
		Analysis Time..: 19:14		Analyst ID.....: 022952	Instrument ID..: TRA	
Cobalt	ND	50.0	ug/L	SW846 6010B	08/25-09/03/08	KVP141AJ
		Dilution Factor: 1				
		Analysis Time..: 19:14		Analyst ID.....: 022952	Instrument ID..: TRA	
Chromium	ND	5.0	ug/L	SW846 6010B	08/25-09/03/08	KVP141AK
		Dilution Factor: 1				
		Analysis Time..: 19:14		Analyst ID.....: 022952	Instrument ID..: TRA	
Copper	ND	25.0	ug/L	SW846 6010B	08/25-09/03/08	KVP141AL
		Dilution Factor: 1				
		Analysis Time..: 19:14		Analyst ID.....: 022952	Instrument ID..: TRA	
Iron	ND	100	ug/L	SW846 6010B	08/25-09/03/08	KVP141AM
		Dilution Factor: 1				
		Analysis Time..: 19:14		Analyst ID.....: 022952	Instrument ID..: TRA	

(Continued on next page)

METHOD BLANK REPORT

DISSOLVED Metals

Client Lot #...: C8H230185 Matrix.....: WATER

PARAMETER	RESULT	REPORTING LIMIT	UNITS	METHOD	PREPARATION-ANALYSIS DATE	WORK ORDER #
Potassium	ND	5000	ug/L	SW846 6010B	08/25-09/03/08	KVP141AN
		Dilution Factor: 1				
		Analysis Time..: 19:14		Analyst ID.....: 022952	Instrument ID..: TRA	
Magnesium	ND	5000	ug/L	SW846 6010B	08/25-09/03/08	KVP141AP
		Dilution Factor: 1				
		Analysis Time..: 19:14		Analyst ID.....: 022952	Instrument ID..: TRA	
Manganese	ND	15.0	ug/L	SW846 6010B	08/25-09/03/08	KVP141AQ
		Dilution Factor: 1				
		Analysis Time..: 19:14		Analyst ID.....: 022952	Instrument ID..: TRA	
Sodium	ND	5000	ug/L	SW846 6010B	08/25-09/03/08	KVP141AR
		Dilution Factor: 1				
		Analysis Time..: 19:14		Analyst ID.....: 022952	Instrument ID..: TRA	
Nickel	ND	40.0	ug/L	SW846 6010B	08/25-09/03/08	KVP141AT
		Dilution Factor: 1				
		Analysis Time..: 19:14		Analyst ID.....: 022952	Instrument ID..: TRA	
Lead	ND	3.0	ug/L	SW846 6010B	08/25-09/03/08	KVP141AU
		Dilution Factor: 1				
		Analysis Time..: 19:14		Analyst ID.....: 022952	Instrument ID..: TRA	
Selenium	ND	5.0	ug/L	SW846 6010B	08/25-09/03/08	KVP141AV
		Dilution Factor: 1				
		Analysis Time..: 19:14		Analyst ID.....: 022952	Instrument ID..: TRA	
Thallium	ND	10.0	ug/L	SW846 6010B	08/25-09/03/08	KVP141AW
		Dilution Factor: 1				
		Analysis Time..: 19:14		Analyst ID.....: 022952	Instrument ID..: TRA	
Antimony	ND	10.0	ug/L	SW846 6010B	08/25-09/03/08	KVP141AX
		Dilution Factor: 1				
		Analysis Time..: 19:14		Analyst ID.....: 022952	Instrument ID..: TRA	
Vanadium	ND	50.0	ug/L	SW846 6010B	08/25-09/03/08	KVP141A0
		Dilution Factor: 1				
		Analysis Time..: 19:14		Analyst ID.....: 022952	Instrument ID..: TRA	
Zinc	**3.3 B**	**20.0**	**ug/L**	**SW846 6010B**	**08/25-09/03/08**	**KVP141A1**
		Dilution Factor: 1				
		Analysis Time..: 19:14		Analyst ID.....: 022952	Instrument ID..: TRA	

(Continued on next page)

TestAmerica Pittsburgh

Metals Data Reporting Form

Serial Dilution RPD Report

Serial Dilution Sample ID: KVN8GPF

Original Sample ID: KVN8GF **Client ID:** WP/SB-2PF

Matrix: Water **Units:** ug/L **Prep Date:** 8/25/2008 **Prep Batch:** 8238266

Weight: NA **Volume:** 50 **Percent Moisture:** NA

Element	WL/ Mass	OS Conc	Q	Serial Dilution Conc	Q	Percent Diff	OS DF	Ser Dil DF	Instr	OS Anal Date	OS Anal Time	Ser Dil Anal Date	Ser Dil Anal Time
Aluminum	308.215	55.5	B	62.8	B		1	5	ICPST	9/3/2008	19:41	9/3/2008	19:47
Antimony	220.353	2.9	U	14.5	U		1	5	ICPST	9/3/2008	19:41	9/3/2008	19:47
Arsenic	189.042	8.8	B	11.2	U		1	5	ICPST	9/3/2008	19:41	9/3/2008	19:47
Barium	493.409	26.5	B	26.0	B	1.9	1	5	ICPST	9/3/2008	19:41	9/3/2008	19:47
Beryllium	313.042	0.52	B	1.6	U		1	5	ICPST	9/3/2008	19:41	9/3/2008	19:47
Cadmium	226.502	0.23	U	1.2	U		1	5	ICPST	9/3/2008	19:41	9/3/2008	19:47
Calcium	317.933	23000		22500	B	2.3	1	5	ICPST	9/3/2008	19:41	9/3/2008	19:47
Chromium	267.716	2.3	B	5.8	U		1	5	ICPST	9/3/2008	19:41	9/3/2008	19:47
Cobalt	228.616	56.1		53.9	B	3.9	1	5	ICPST	9/3/2008	19:41	9/3/2008	19:47
Copper	324.753	0.72	U	3.6	U		1	5	ICPST	9/3/2008	19:41	9/3/2008	19:47
Iron	271.441	60400		59000		2.4	1	5	ICPST	9/3/2008	19:41	9/3/2008	19:47
Lead	220.353	2.4	U	12.0	U		1	5	ICPST	9/3/2008	19:41	9/3/2008	19:47
Magnesium	279.078	19300		18600	B	3.7	1	5	ICPST	9/3/2008	19:41	9/3/2008	19:47
Manganese	257.61	4010		3910		2.3	1	5	ICPST	9/3/2008	19:41	9/3/2008	19:47
Nickel	231.604	50.9		47.8	B		1	5	ICPST	9/3/2008	19:41	9/3/2008	19:47
Potassium	766.491	5080		5140	B		1	5	ICPST	9/3/2008	19:41	9/3/2008	19:47
Selenium	220.353	2.5	U	12.5	U		1	5	ICPST	9/3/2008	19:41	9/3/2008	19:47
Silver	328.068	0.89	B	3.0	U		1	5	ICPST	9/3/2008	19:41	9/3/2008	19:47
Sodium	330.232	30000		28600		4.8	1	5	ICPST	9/3/2008	19:41	9/3/2008	19:47
Thallium	190.864	4.7	B	15.4	U		1	5	ICPST	9/3/2008	19:41	9/3/2008	19:47
Titanium	334.941	0.0		0.0			1	5	ICPST	9/3/2008	19:41	9/3/2008	19:47
Vanadium	292.402	2.8	B	5.0	U		1	5	ICPST	9/3/2008	19:41	9/3/2008	19:47
Zinc	213.856	73.3		85.9	B E	17.2	1	5	ICPST	9/3/2008	19:41	9/3/2008	19:47

Comments:

5.22.0

U Result is less than the MDL
B Result is between MDL and RL
E Serial dilution percent difference not within limits

Form 9 Equivalent

TestAmerica Pittsburgh

Metals Data Reporting Form

Serial Dilution RPD Report

Serial Dilution Sample ID: KVN8GP

Original Sample ID: KVN8G **Client ID:** WP/SB-2P

Matrix: Water **Units:** ug/L **Prep Date:** 8/25/2008 **Prep Batch:** 8238268

Weight: NA **Volume:** 50 **Percent Moisture:** NA

Element	WL/ Mass	OS Conc	Q	Serial Dilution Conc	Q	Percent Diff	OS DF	Ser Dil DF	Instr	OS Anal Date	OS Anal Time	Ser Dil Anal Date	Ser Dil Anal Time
Aluminum	308.215	7420		7270		2.0	1	5	ICPST	9/3/2008	18:41	9/3/2008	18:46
Antimony	220.353	2.9	U	14.5	U		1	5	ICPST	9/3/2008	18:41	9/3/2008	18:46
Arsenic	189.042	14.6		14.2	B		1	5	ICPST	9/3/2008	18:41	9/3/2008	18:46
Barium	493.409	59.8	B	58.6	B	2.1	1	5	ICPST	9/3/2008	18:41	9/3/2008	18:46
Beryllium	313.042	1.2	B	2.0	B		1	5	ICPST	9/3/2008	18:41	9/3/2008	18:46
Cadmium	226.502	0.30	B	1.2	U		1	5	ICPST	9/3/2008	18:41	9/3/2008	18:46
Calcium	317.933	25400		25100		1.3	1	5	ICPST	9/3/2008	18:41	9/3/2008	18:46
Chromium	267.716	24.9		26.0			1	5	ICPST	9/3/2008	18:41	9/3/2008	18:46
Cobalt	228.616	58.6		57.8	B	1.4	1	5	ICPST	9/3/2008	18:41	9/3/2008	18:46
Copper	324.753	12.8	B	7.5	B		1	5	ICPST	9/3/2008	18:41	9/3/2008	18:46
Iron	271.441	73700		72500		1.6	1	5	ICPST	9/3/2008	18:41	9/3/2008	18:46
Lead	220.353	14.0		14.8	B		1	5	ICPST	9/3/2008	18:41	9/3/2008	18:46
Magnesium	279.078	20100		19700	B	2.4	1	5	ICPST	9/3/2008	18:41	9/3/2008	18:46
Manganese	257.61	3970		3910		1.6	1	5	ICPST	9/3/2008	18:41	9/3/2008	18:46
Nickel	231.604	56.1		56.6	B	0.7	1	5	ICPST	9/3/2008	18:41	9/3/2008	18:46
Potassium	766.491	5750		5630	B		1	5	ICPST	9/3/2008	18:41	9/3/2008	18:46
Selenium	220.353	2.5	U	12.5	U		1	5	ICPST	9/3/2008	18:41	9/3/2008	18:46
Silver	328.068	0.67	B	3.0	U		1	5	ICPST	9/3/2008	18:41	9/3/2008	18:46
Sodium	330.232	28600		28200		1.4	1	5	ICPST	9/3/2008	18:41	9/3/2008	18:46
Thallium	190.864	3.1	U	15.4	U		1	5	ICPST	9/3/2008	18:41	9/3/2008	18:46
Titanium	334.941	0.0		0.0			1	5	ICPST	9/3/2008	18:41	9/3/2008	18:46
Vanadium	292.402	29.6	B	36.6	B		1	5	ICPST	9/3/2008	18:41	9/3/2008	18:46
Zinc	213.856	90.9		105	E	15.0	1	5	ICPST	9/3/2008	18:41	9/3/2008	18:46

Comments:

5.22.0

U Result is less than the MDL

B Result is between MDL and RL

E Serial dilution percent difference not within limits

Form 9 Equivalent

TestAmerica Pittsburgh

Metals Data Reporting Form

Contract Required Detection Limit Standard

Instrument: ICPST **Units:** ug/L

Chart Number: T80903A.ARC **Acceptable Range:** 50% - 150%

Standard Source: Inorganic Ventures **Standard ID:** MET3443-08

Element	WL/ Mass	True Conc	CRA/RLV 9/3/2008 9:36 AM Found	% Rec	Found	% Rec	Found	% Rec	Found	% Rec	Found	% Rec
Aluminum	308.215	200.0	196.67	**98.3**								
Antimony	220.353	10.0	10.25	**102.5**								
Arsenic	189.042	10.0	9.77	**97.7**								
Barium	493.409	200.0	201.82	**100.9**								
Beryllium	313.042	4.0	3.99	**99.8**								
Cadmium	226.502	5.0	5.00	**100.0**								
Calcium	317.933	5000.0	5173.93	**103.5**								
Chromium	267.716	5.0	5.67	**113.4**								
Cobalt	228.616	50.0	49.53	**99.1**								
Copper	324.753	25.0	26.11	**104.4**								
Iron	271.441	100.0	89.40	**89.4**								
Lead	220.353	3.0	3.61	**120.3**								
Magnesium	279.078	5000.0	4949.97	**99.0**								
Manganese	257.61	15.0	13.56	**90.4**								
Nickel	231.604	40.0	40.48	**101.2**								
Potassium	766.491	5000.0	4389.50	**87.8**								
Selenium	220.353	5.0	6.83	**136.6**								
Silver	328.068	5.0	5.38	**107.6**								
Sodium	330.232	5000.0	4855.95	**97.1**								
Thallium	190.864	10.0	10.12	**101.2**								
Titanium	334.941	0.0	0.00	**0.0**								
Vanadium	292.402	50.0	52.26	**104.5**								
Zinc	213.856	20.0	22.32	**111.6**								

MATRIX SPIKE SAMPLE EVALUATION REPORT

TOTAL Metals

Client Lot #...: C8H230185 **Matrix.....:** WATER
Date Sampled...: 08/22/08 **Date Received..:** 08/23/08

PARAMETER	PERCENT RECOVERY	RECOVERY LIMITS	RPD	RPD LIMITS	METHOD	PREPARATION-ANALYSIS DATE	WORK ORDER #
MS Lot-Sample #: C8H230185-001 **Prep Batch #...:** 8238268							
Silver	108	(75 - 125)			SW846 6010B	08/25-09/03/08	KVN8G1ED
	108	(75 - 125)	0.71	(0-20)	SW846 6010B	08/25-09/03/08	KVN8G1EE
		Dilution Factor: 1					
		Analysis Time..: 18:52			Instrument ID..: TRACEICP	Analyst ID.....: 022952	
		MS Run #.....: 8238165					
Aluminum	817 N	(75 - 125)			SW846 6010B	08/25-09/03/08	KVN8G1EF
	828 N	(75 - 125)	0.87	(0-20)	SW846 6010B	08/25-09/03/08	KVN8G1EG
		Dilution Factor: 1					
		Analysis Time..: 18:52			Instrument ID..: TRACEICP	Analyst ID.....: 022952	
		MS Run #.....: 8238165					
Arsenic	100	(75 - 125)			SW846 6010B	08/25-09/03/08	KVN8G1EH
	100	(75 - 125)	0.65	(0-20)	SW846 6010B	08/25-09/03/08	KVN8G1EJ
		Dilution Factor: 1					
		Analysis Time..: 18:52			Instrument ID..: TRACEICP	Analyst ID.....: 022952	
		MS Run #.....: 8238165					
Barium	103	(75 - 125)			SW846 6010B	08/25-09/03/08	KVN8G1EK
	102	(75 - 125)	0.85	(0-20)	SW846 6010B	08/25-09/03/08	KVN8G1EL
		Dilution Factor: 1					
		Analysis Time..: 18:52			Instrument ID..: TRACEICP	Analyst ID.....: 022952	
		MS Run #.....: 8238165					
Beryllium	103	(75 - 125)			SW846 6010B	08/25-09/03/08	KVN8G1EM
	102	(75 - 125)	1.2	(0-20)	SW846 6010B	08/25-09/03/08	KVN8G1EN
		Dilution Factor: 1					
		Analysis Time..: 18:52			Instrument ID..: TRACEICP	Analyst ID.....: 022952	
		MS Run #.....: 8238165					
Calcium	105	(75 - 125)			SW846 6010B	08/25-09/03/08	KVN8G1EP
	103	(75 - 125)	0.97	(0-20)	SW846 6010B	08/25-09/03/08	KVN8G1EQ
		Dilution Factor: 1					
		Analysis Time..: 18:52			Instrument ID..: TRACEICP	Analyst ID.....: 022952	
		MS Run #.....: 8238165					
Cadmium	99	(75 - 125)			SW846 6010B	08/25-09/03/08	KVN8G1ER
	98	(75 - 125)	1.1	(0-20)	SW846 6010B	08/25-09/03/08	KVN8G1ET
		Dilution Factor: 1					
		Analysis Time..: 18:52			Instrument ID..: TRACEICP	Analyst ID.....: 022952	
		MS Run #.....: 8238165					

(Continued on next page)

MATRIX SPIKE SAMPLE DATA REPORT

TOTAL Metals

Client Lot #...: C8H230185 **Matrix.....:** WATER
Date Sampled...: 08/22/08 **Date Received..:** 08/23/08

PARAMETER	SAMPLE AMOUNT	SPIKE AMT	MEASRD AMOUNT	UNITS	PERCNT RECVRY	RPD	METHOD	PREPARATION-ANALYSIS DATE	WORK ORDER #
MS Lot-Sample #: C8H230185-001 **Prep Batch #...:** 8238268									
Silver									
	0.67	50.0	54.8	ug/L	108		SW846 6010B	08/25-09/03/08	KVN8G1ED
	0.67	50.0	54.5	ug/L	108	0.71	SW846 6010B	08/25-09/03/08	KVN8G1EE
			Dilution Factor: 1						
			Analysis Time..: 18:52		Instrument ID..: TRACEICP		Analyst ID.....: 022952		
			MS Run #.....: 8238165						
Aluminum									
	7420	2000	23800 N	ug/L	817		SW846 6010B	08/25-09/03/08	KVN8G1EF
	7420	2000	24000 N	ug/L	828	0.87	SW846 6010B	08/25-09/03/08	KVN8G1EG
			Dilution Factor: 1						
			Analysis Time..: 18:52		Instrument ID..: TRACEICP		Analyst ID.....: 022952		
			MS Run #.....: 8238165						
Arsenic									
	14.6	2000	2020	ug/L	100		SW846 6010B	08/25-09/03/08	KVN8G1EH
	14.6	2000	2000	ug/L	100	0.65	SW846 6010B	08/25-09/03/08	KVN8G1EJ
			Dilution Factor: 1						
			Analysis Time..: 18:52		Instrument ID..: TRACEICP		Analyst ID.....: 022952		
			MS Run #.....: 8238165						
Barium									
	59.8	2000	2130	ug/L	103		SW846 6010B	08/25-09/03/08	KVN8G1EK
	59.8	2000	2110	ug/L	102	0.85	SW846 6010B	08/25-09/03/08	KVN8G1EL
			Dilution Factor: 1						
			Analysis Time..: 18:52		Instrument ID..: TRACEICP		Analyst ID.....: 022952		
			MS Run #.....: 8238165						
Beryllium									
	1.2	50.0	52.8	ug/L	103		SW846 6010B	08/25-09/03/08	KVN8G1EM
	1.2	50.0	52.2	ug/L	102	1.2	SW846 6010B	08/25-09/03/08	KVN8G1EN
			Dilution Factor: 1						
			Analysis Time..: 18:52		Instrument ID..: TRACEICP		Analyst ID.....: 022952		
			MS Run #.....: 8238165						
Calcium									
	25400	50000	77700	ug/L	105		SW846 6010B	08/25-09/03/08	KVN8G1EP
	25400	50000	77000	ug/L	103	0.97	SW846 6010B	08/25-09/03/08	KVN8G1EQ
			Dilution Factor: 1						
			Analysis Time..: 18:52		Instrument ID..: TRACEICP		Analyst ID.....: 022952		
			MS Run #.....: 8238165						

(Continued on next page)

TETRA TECH NUS

TO: D. MURALI **DATE:** SEPTEMBER 22, 2008

FROM: MEGAN RITCHIE **COPIES:** FILE

SUBJECT: **INORGANIC DATA VALIDATION - METALS**
Lockheed Martin - Strawberry Point Phase II
SDG NO. C8H230185

SAMPLES: **4/Aqueous/**

WP/SB-2	WP/SB-7
WP/SB-3	WP/SB-10

OVERVIEW

The sample set for the Lockheed Martin, Strawberry Point Phase II, SDG C8H230185 consists of four aqueous samples (designated WP/SB-). All samples were analyzed for target analyte list (TAL) Total and Dissolved Metals. No field duplicates were included in this sample set.

The samples were collected by Tetra Tech NUS on August 22, 2008 and analyzed by Test America laboratory of Pittsburgh, Pennsylvania.

All analyses were conducted using SW-846 Methods 6010B and 7470A.

SUMMARY

All analytes were successfully analyzed. The findings offered in this report are based upon a general review of all available data including data completeness, holding times until analysis, calibration data, laboratory blank results, ICP interference check samples, matrix spike results, laboratory control spike results, laboratory duplicate results, and ICP serial dilution results.

Areas of concern with respect to data quality are listed below as follows:

MAJOR PROBLEMS

- None.

MINOR PROBLEMS

- The following table summarizes the analytes detected as contaminants in the laboratory blanks at the maximum concentration indicated:

Compound	Total Metals Maximum Concentration	Total Metals Action Level	Dissolved Metals Maximum Concentration	Dissolved Metals Action Level
Aluminum	21 ug/L	105 ug/L	21 ug/L	105 ug/L
Barium	0.5 ug/L	2.5 ug/L	0.5 ug/L	2.5 ug/L

Compound	Total Metals Maximum Concentration	Total Metals Action Level	Dissolved Metals Maximum Concentration	Dissolved Metals Action Level
Beryllium	0.4 ug/L	2 ug/L	0.4 ug/L	2 ug/L
Calcium[1]	28.2 ug/L	141 ug/L	25.5 ug/L	127.5 ug/L
Cobalt	0.9 ug/L	4.5 ug/L	0.9 ug/L	4.5 ug/L
Chromium	1.2 ug/L	6 ug/L	1.2 ug/L	6 ug/L
Iron	17.2 ug/L	86 ug/L	17.2 ug/L	86 ug/L
Magnesium	10.9 ug/L	54.5 ug/L	10.9 ug/L	54.5 ug/L
Manganese	0.5 ug/L	2.5 ug/L	0.5 ug/L	2.5 ug/L
Nickel	1.9 ug/L	9.5 ug/L	1.9 ug/L	9.5 ug/L
Silver	0.9 ug/L	4.5 ug/L	0.9 ug/L	4.5 ug/L
Thallium	4.2 ug/L	21 ug/L	4.2 ug/L	21 ug/L
Zinc[1]	3.3 ug/L	16.5 ug/L	3.3 ug/L	16.5 ug/L

[1] –Indicates compound was detected at a maximum level in a preparation blank.

Samples affected: The action levels apply to all aqueous environmental samples.

Adjustments were made for the samples aliquot size and dilution factors. Results for aluminum, beryllium, chromium, silver, and thallium reported at concentrations within the action level are qualified (B) and are considered to be false positives (artifacts of blank contamination).

- Negative laboratory blank concentrations greater than the MDL were reported for aluminum, copper, mercury, and sodium which is indicative of instrumental problems and baseline drifting. The positive and non detected results for copper and sodium in all samples were qualified as estimated (J/UJ).
- The CRDL standard recovery for total selenium exceeded the QC limit of 120%. The positive result for total selenium that was less than 2X the reporting limit was qualified as biased high (K) for sample WP/SB-7.
- The matrix spike and matrix spike duplicate (MS/MSD) recoveries for total aluminum exceeded the upper QC limit of 125%. The positive total aluminum results for all samples were qualified as biased high (K) unless superseded by the qualifier B for blank contamination or the qualifier J for other QC problems.
- Serial dilution percent difference (%D) for zinc exceeded the QC limit. The positive results for zinc in all samples were qualified as estimated (J).

Notes

The MS/MSD percent recoveries were not calculated for iron or manganese because the sample concentrations were greater than 4X the spike concentration.

The total and dissolved fractions for samples WP/SB-3 and WP/SB-10 were analyzed at 5X dilutions because the internal standard yttrium recoveries were outside the QC limits of 70-130%.

EXECUTIVE SUMMARY

Laboratory Performance: Several analytes were present in the laboratory blanks. Negative blank concentrations greater than the MDL were reported for four analytes. Selenium exceeded the CRDL recovery limit. Zinc exceeded serial dilution QC criteria.

Other Factors Affecting Data Quality: The total aluminum MS/MSD recoveries exceeded the upper QC limit.

The data for these analyses were reviewed with reference to the EPA "Functional Guidelines for Inorganic Data Review", as amended for use within EPA Region 3 (4/93).

The text of this report has been formatted to address only those problem areas affecting data quality.

"I attest that the data referenced herein were validated according to the agreed upon validation criteria as specified in the Functional Guidelines and the Quality Assurance Project Plan (QAPjP)."

Megan Ritchie
Chemist

Tetra Tech NUS, Inc.
Joseph A. Samchuck
Data Validation Quality Assurance Officer

Attachments:

1. Appendix A - Qualified Analytical Results
2. Appendix B - Results as Reported by the Laboratory
3. Appendix C - Support Documentation

APPENDIX A

Qualified Analytical Results

Qualifier Codes:

a	=	Lab Blank Contamination
b	=	Field Blank Contamination
c	=	Calibration (i.e., %RSDs, %Ds, ICVs, CCVs, RPDs, RRFs, etc.) Noncompliance
d	=	MS/MSD Noncompliance
e	=	LSC/LSCD Noncompliance
f	=	Laboratory Duplicate Imprecision
g	=	Field Duplicate Imprecision
h	=	Holding Time Exceedance
i	=	ICP Serial Dilution Noncompliance
j	=	GFAA PDS – GFAA MSA's r<0.995 (correlation coefficient)
k	=	ICP Interference – include ICSAB %Rs
l	=	Instrument Calibration Range Exceedance
m	=	Sample Preservation
n	=	Internal Standard Noncompliance
o	=	Poor Instrument Performance (i.e. baseline drifting)
p	=	Uncertainty Near Detection Limit (<2 x IDL for inorganics and < CRQL for organics)
q	=	Other Problems (can encompass of number of issues)
r	=	Surrogates Recovery Noncompliance
s	=	Pesticide/PCB Resolution
t	=	% Breakdown Noncompliance for DDT and Endrin
u	=	Pesticide/PCB % Difference Between Columns for Positive Results
v	=	Non-linear Calibrations, Tuning r <0.995 (correlation coefficient)

PROJ_NO: 01659

SDG: C8H230185 MEDIA: WATER DATA FRACTION: M

nsample	WP/SB-10
samp_date	8/22/2008
lab_id	C8H230185004
qc_type	NM
units	UG/L
Pct_Solids	
DUP_OF:	

Parameter	Result	Val Qual	Qual Code
MERCURY	0.071	J	O

nsample	WP/SB-10DL
samp_date	8/22/2008
lab_id	C8H230185004
qc_type	NM
units	UG/L
Pct_Solids	
DUP_OF:	

Parameter	Result	Val Qual	Qual Code
ALUMINUM	76500	J	DO
ANTIMONY	14.5	U	
ARSENIC	17.4		
BARIUM	24.7		
BERYLLIUM	49.8		
CADMIUM	1.2	U	
CALCIUM	38900		
CHROMIUM	17	B	A
COBALT	414		
COPPER	3.6	UJ	O
IRON	248000		
LEAD	12	U	
MAGNESIUM	92600		
MANGANESE	33300		
NICKEL	506		
POTASSIUM	14700		
SELENIUM	12.5	U	
SILVER	3	U	
SODIUM	21100	J	O
THALLIUM	15.4	U	
VANADIUM	38.6		
ZINC	580	J	I

nsample	WP/SB-2
samp_date	8/22/2008
lab_id	C8H230185001
qc_type	NM
units	UG/L
Pct_Solids	
DUP_OF:	

Parameter	Result	Val Qual	Qual Code
ALUMINUM	7420	J	DO
ANTIMONY	2.9	U	
ARSENIC	14.6		
BARIUM	59.8		
BERYLLIUM	1.2	B	A
CADMIUM	0.3		
CALCIUM	25400		
CHROMIUM	24.9		
COBALT	58.6		
COPPER	12.8	J	O
IRON	73700		
LEAD	14		
MAGNESIUM	20100		
MANGANESE	3970		
MERCURY	0.055	UJ	O
NICKEL	56.1		
POTASSIUM	5750		
SELENIUM	2.5	U	
SILVER	0.67	B	A
SODIUM	28600	J	O
THALLIUM	3.1	U	
VANADIUM	29.6		
ZINC	90.9	J	I

PROJ_NO: 01659

SDG: C8H230185 MEDIA: WATER DATA FRACTION: M

nsample	WP/SB-3	nsample	WP/SB-3DL	nsample	WP/SB-7
samp_date	8/22/2008	samp_date	8/22/2008	samp_date	8/22/2008
lab_id	C8H230185003	lab_id	C8H230185003	lab_id	C8H230185002
qc_type	NM	qc_type	NM	qc_type	NM
units	UG/L	units	UG/L	units	UG/L
Pct_Solids		Pct_Solids		Pct_Solids	
DUP_OF:		DUP_OF:		DUP_OF:	

Parameter	Result	Val Qual	Qual Code
MERCURY	0.055	UJ	O

Parameter	Result	Val Qual	Qual Code
ALUMINUM	78100	J	DO
ANTIMONY	14.5	U	
ARSENIC	25.6		
BARIUM	13.1		
BERYLLIUM	66		
CADMIUM	20.4		
CALCIUM	13200		
CHROMIUM	10.8	B	A
COBALT	763		
COPPER	24.8	J	O
IRON	88000		
LEAD	14		
MAGNESIUM	49200		
MANGANESE	15000		
NICKEL	931		
POTASSIUM	10700		
SELENIUM	12.5	U	
SILVER	3	U	
SODIUM	8360	J	O
THALLIUM	15.4	U	
VANADIUM	25		
ZINC	3100	J	I

Parameter	Result	Val Qual	Qual Code
ALUMINUM	238	J	DO
ANTIMONY	2.9	U	
ARSENIC	4.6		
BARIUM	38.7		
BERYLLIUM	0.5	B	A
CADMIUM	0.54		
CALCIUM	48000		
CHROMIUM	2.3	B	A
COBALT	29.2		
COPPER	1.1	J	O
IRON	7640		
LEAD	2.4	U	
MAGNESIUM	23700		
MANGANESE	2300		
MERCURY	0.055	UJ	O
NICKEL	57.6		
POTASSIUM	12700		
SELENIUM	2.9	K	P
SILVER	0.83	B	A
SODIUM	5890	J	O
THALLIUM	3.5	B	A
VANADIUM	3.3		
ZINC	68.4	J	I

PROJ_NO: 01659

SDG: C8H230185 MEDIA: WATER DATA FRACTION: MF

nsample	WP/SB-10	nsample	WP/SB-10DL	nsample	WP/SB-2
samp_date	8/22/2008	samp_date	8/22/2008	samp_date	8/22/2008
lab_id	C8H230185004	lab_id	C8H230185004	lab_id	C8H230185001
qc_type	NM	qc_type	NM	qc_type	NM
units	UG/L	units	UG/L	units	UG/L
Pct_Solids		Pct_Solids		Pct_Solids	
DUP_OF:		DUP_OF:		DUP_OF:	

Parameter	Result	Val Qual	Qual Code
MERCURY	0.055	UJ	O

Parameter	Result	Val Qual	Qual Code
ALUMINUM	75200	J	O
ANTIMONY	14.5	U	
ARSENIC	17.4		
BARIUM	24.4		
BERYLLIUM	50		
CADMIUM	1.2	U	
CALCIUM	39200		
CHROMIUM	13.8	B	A
COBALT	417		
COPPER	3.6	UJ	O
IRON	249000		
LEAD	12	U	
MAGNESIUM	93500		
MANGANESE	33600		
NICKEL	509		
POTASSIUM	14600		
SELENIUM	12.5	U	
SILVER	3	U	
SODIUM	21200	J	O
THALLIUM	15.4	U	
VANADIUM	33.3		
ZINC	581	J	I

Parameter	Result	Val Qual	Qual Code
ALUMINUM	55.5	B	A
ANTIMONY	2.9	U	
ARSENIC	8.8		
BARIUM	26.5		
BERYLLIUM	0.52	B	A
CADMIUM	0.23	U	
CALCIUM	23000		
CHROMIUM	2.3	B	A
COBALT	56.1		
COPPER	0.72	UJ	O
IRON	60400		
LEAD	2.4	U	
MAGNESIUM	19300		
MANGANESE	4010		
MERCURY	0.055	UJ	O
NICKEL	50.9		
POTASSIUM	5080		
SELENIUM	2.5	U	
SILVER	0.89	B	A
SODIUM	30000	J	O
THALLIUM	4.7	B	A
VANADIUM	2.8		
ZINC	73.3	J	I

PROJ_NO: 01659

SDG: C8H230185 MEDIA: WATER DATA FRACTION: MF

nsample	WP/SB-3
samp_date	8/22/2008
lab_id	C8H230185003
qc_type	NM
units	UG/L
Pct_Solids	
DUP_OF:	

Parameter	Result	Val Qual	Qual Code
MERCURY	0.055	UJ	O

nsample	WP/SB-3DL
samp_date	8/22/2008
lab_id	C8H230185003
qc_type	NM
units	UG/L
Pct_Solids	
DUP_OF:	

Parameter	Result	Val Qual	Qual Code
ALUMINUM	78900	J	O
ANTIMONY	14.5	U	
ARSENIC	22.5		
BARIUM	14		
BERYLLIUM	67.6		
CADMIUM	20.6		
CALCIUM	13700		
CHROMIUM	12.6	B	A
COBALT	796		
COPPER	25.5	J	O
IRON	94600		
LEAD	12	U	
MAGNESIUM	50700		
MANGANESE	15400		
NICKEL	970		
POTASSIUM	11100		
SELENIUM	12.5	U	
SILVER	3	U	
SODIUM	9170	J	O
THALLIUM	15.4	U	
VANADIUM	17		
ZINC	3210	J	I

nsample	WP/SB-7
samp_date	8/22/2008
lab_id	C8H230185002
qc_type	NM
units	UG/L
Pct_Solids	
DUP_OF:	

Parameter	Result	Val Qual	Qual Code
ALUMINUM	62	B	A
ANTIMONY	2.9	U	
ARSENIC	3.8		
BARIUM	39.6		
BERYLLIUM	0.4	B	A
CADMIUM	0.32		
CALCIUM	48200		
CHROMIUM	1.2	B	A
COBALT	28.7		
COPPER	0.72	UJ	O
IRON	8120		
LEAD	2.4	U	
MAGNESIUM	23900		
MANGANESE	2350		
MERCURY	0.055	UJ	O
NICKEL	55.7		
POTASSIUM	12700		
SELENIUM	2.5	U	
SILVER	0.6	B	A
SODIUM	6000	J	O
THALLIUM	3.1	U	
VANADIUM	1.8		
ZINC	64.5	J	I

APPENDIX B

Results as Reported by the Laboratory

Tetra Tech NUS, Inc

Client Sample ID: WP/SB-2

TOTAL Metals

Lot-Sample #...: C8H230185-001
Date Sampled...: 08/22/08 Date Received..: 08/23/08 Matrix.....: WATER

PARAMETER	RESULT	REPORTING LIMIT	UNITS	METHOD	PREPARATION-ANALYSIS DATE	WORK ORDER #
Prep Batch #...: 8238268						
Silver	0.67 B	5.0	ug/L	SW846 6010B	08/25-09/03/08	KVN8G1AD
		Dilution Factor: 1		Analysis Time..: 18:41	Analyst ID.....: 022952	
		Instrument ID..: TRACEICP		MS Run #.....: 8238165	MDL.....: 0.59	
Aluminum	7420	200	ug/L	SW846 6010B	08/25-09/03/08	KVN8G1AE
		Dilution Factor: 1		Analysis Time..: 18:41	Analyst ID.....: 022952	
		Instrument ID..: TRACEICP		MS Run #.....: 8238165	MDL.....: 8.2	
Arsenic	14.6	10.0	ug/L	SW846 6010B	08/25-09/03/08	KVN8G1AF
		Dilution Factor: 1		Analysis Time..: 18:41	Analyst ID.....: 022952	
		Instrument ID..: TRACEICP		MS Run #.....: 8238165	MDL.....: 2.2	
Barium	59.8 B,J	200	ug/L	SW846 6010B	08/25-09/03/08	KVN8G1AG
		Dilution Factor: 1		Analysis Time..: 18:41	Analyst ID.....: 022952	
		Instrument ID..: TRACEICP		MS Run #.....: 8238165	MDL.....: 0.10	
Beryllium	1.2 B	4.0	ug/L	SW846 6010B	08/25-09/03/08	KVN8G1AH
		Dilution Factor: 1		Analysis Time..: 18:41	Analyst ID.....: 022952	
		Instrument ID..: TRACEICP		MS Run #.....: 8238165	MDL.....: 0.32	
Calcium	25400 J	5000	ug/L	SW846 6010B	08/25-09/03/08	KVN8G1AJ
		Dilution Factor: 1		Analysis Time..: 18:41	Analyst ID.....: 022952	
		Instrument ID..: TRACEICP		MS Run #.....: 8238165	MDL.....: 10.2	
Cadmium	0.30 B	5.0	ug/L	SW846 6010B	08/25-09/03/08	KVN8G1AK
		Dilution Factor: 1		Analysis Time..: 18:41	Analyst ID.....: 022952	
		Instrument ID..: TRACEICP		MS Run #.....: 8238165	MDL.....: 0.23	
Cobalt	58.6	50.0	ug/L	SW846 6010B	08/25-09/03/08	KVN8G1AL
		Dilution Factor: 1		Analysis Time..: 18:41	Analyst ID.....: 022952	
		Instrument ID..: TRACEICP		MS Run #.....: 8238165	MDL.....: 0.70	
Chromium	24.9	5.0	ug/L	SW846 6010B	08/25-09/03/08	KVN8G1AM
		Dilution Factor: 1		Analysis Time..: 18:41	Analyst ID.....: 022952	
		Instrument ID..: TRACEICP		MS Run #.....: 8238165	MDL.....: 1.2	

(Continued on next page)

Tetra Tech NUS, Inc

Client Sample ID: WP/SB-2

TOTAL Metals

Lot-Sample #...: C8H230185-001 Matrix.....: WATER

PARAMETER	RESULT	REPORTING LIMIT	UNITS	METHOD	PREPARATION-ANALYSIS DATE	WORK ORDER #
Copper	12.8 B	25.0	ug/L	SW846 6010B	08/25-09/03/08	KVN8G1AN
		Dilution Factor: 1		Analysis Time..: 18:41	Analyst ID.....: 022952	
		Instrument ID..: TRACEICP		MS Run #.....: 8238165	MDL.....: 0.72	
Iron	73700	100	ug/L	SW846 6010B	08/25-09/03/08	KVN8G1AP
		Dilution Factor: 1		Analysis Time..: 18:41	Analyst ID.....: 022952	
		Instrument ID..: TRACEICP		MS Run #.....: 8238165	MDL.....: 15.8	
Potassium	5750	5000	ug/L	SW846 6010B	08/25-09/03/08	KVN8G1AQ
		Dilution Factor: 1		Analysis Time..: 18:41	Analyst ID.....: 022952	
		Instrument ID..: TRACEICP		MS Run #.....: 8238165	MDL.....: 500	
Magnesium	20100 J	5000	ug/L	SW846 6010B	08/25-09/03/08	KVN8G1AR
		Dilution Factor: 1		Analysis Time..: 18:41	Analyst ID.....: 022952	
		Instrument ID..: TRACEICP		MS Run #.....: 8238165	MDL.....: 5.1	
Manganese	3970	15.0	ug/L	SW846 6010B	08/25-09/03/08	KVN8G1AT
		Dilution Factor: 1		Analysis Time..: 18:41	Analyst ID.....: 022952	
		Instrument ID..: TRACEICP		MS Run #.....: 8238165	MDL.....: 0.32	
Sodium	28600	5000	ug/L	SW846 6010B	08/25-09/03/08	KVN8G1AU
		Dilution Factor: 1		Analysis Time..: 18:41	Analyst ID.....: 022952	
		Instrument ID..: TRACEICP		MS Run #.....: 8238165	MDL.....: 271	
Nickel	56.1	40.0	ug/L	SW846 6010B	08/25-09/03/08	KVN8G1AV
		Dilution Factor: 1		Analysis Time..: 18:41	Analyst ID.....: 022952	
		Instrument ID..: TRACEICP		MS Run #.....: 8238165	MDL.....: 1.1	
Lead	14.0	3.0	ug/L	SW846 6010B	08/25-09/03/08	KVN8G1AW
		Dilution Factor: 1		Analysis Time..: 18:41	Analyst ID.....: 022952	
		Instrument ID..: TRACEICP		MS Run #.....: 8238165	MDL.....: 2.4	
Selenium	ND	5.0	ug/L	SW846 6010B	08/25-09/03/08	KVN8G1AX
		Dilution Factor: 1		Analysis Time..: 18:41	Analyst ID.....: 022952	
		Instrument ID..: TRACEICP		MS Run #.....: 8238165	MDL.....: 2.5	
Thallium	ND	10.0	ug/L	SW846 6010B	08/25-09/03/08	KVN8G1A0
		Dilution Factor: 1		Analysis Time..: 18:41	Analyst ID.....: 022952	
		Instrument ID..: TRACEICP		MS Run #.....: 8238165	MDL.....: 3.1	

(Continued on next page)

Tetra Tech NUS, Inc

Client Sample ID: WP/SB-2

TOTAL Metals

Lot-Sample #...: C8H230185-001 Matrix.....: WATER

PARAMETER	RESULT	REPORTING LIMIT	UNITS	METHOD	PREPARATION-ANALYSIS DATE	WORK ORDER #
Antimony	ND	10.0	ug/L	SW846 6010B	08/25-09/03/08	KVN8G1A1
		Dilution Factor: 1		Analysis Time..: 18:41	Analyst ID.....: 022952	
		Instrument ID..: TRACEICP		MS Run #.....: 8238165	MDL.....: 2.9	
Vanadium	29.6 B	50.0	ug/L	SW846 6010B	08/25-09/03/08	KVN8G1A2
		Dilution Factor: 1		Analysis Time..: 18:41	Analyst ID.....: 022952	
		Instrument ID..: TRACEICP		MS Run #.....: 8238165	MDL.....: 1.0	
Zinc	90.9 J,E	20.0	ug/L	SW846 6010B	08/25-09/03/08	KVN8G1A3
		Dilution Factor: 1		Analysis Time..: 18:41	Analyst ID.....: 022952	
		Instrument ID..: TRACEICP		MS Run #.....: 8238165	MDL.....: 1.3	
Prep Batch #...: 8240101						
Mercury	ND	0.20	ug/L	SW846 7470A	08/27/08	KVN8G1A4
		Dilution Factor: 1		Analysis Time..: 12:29	Analyst ID.....: 401509	
		Instrument ID..: HGHYDRA		MS Run #.....: 8240054	MDL.....: 0.055	

NOTE(S):

B Estimated result. Result is less than RL.

J Method blank contamination. The associated method blank contains the target analyte at a reportable level.

E Matrix interference.

Tetra Tech NUS, Inc

Client Sample ID: WP/SB-7

TOTAL Metals

Lot-Sample #...: C8H230185-002 Matrix.....: WATER
Date Sampled...: 08/22/08 Date Received..: 08/23/08

PARAMETER	RESULT	REPORTING LIMIT	UNITS	METHOD	PREPARATION-ANALYSIS DATE	WORK ORDER #
Prep Batch #...: 8238268						
Silver	0.83 B	5.0	ug/L	SW846 6010B	08/25-09/03/08	KVN8R1AP
		Dilution Factor: 1		Analysis Time..: 19:03	Analyst ID.....: 022952	
		Instrument ID..: TRACEICP		MS Run #.....: 8238165	MDL.....: 0.59	
Aluminum	238	200	ug/L	SW846 6010B	08/25-09/03/08	KVN8R1AQ
		Dilution Factor: 1		Analysis Time..: 19:03	Analyst ID.....: 022952	
		Instrument ID..: TRACEICP		MS Run #.....: 8238165	MDL.....: 8.2	
Arsenic	4.6 B	10.0	ug/L	SW846 6010B	08/25-09/03/08	KVN8R1AR
		Dilution Factor: 1		Analysis Time..: 19:03	Analyst ID.....: 022952	
		Instrument ID..: TRACEICP		MS Run #.....: 8238165	MDL.....: 2.2	
Barium	38.7 B,J	200	ug/L	SW846 6010B	08/25-09/03/08	KVN8R1AT
		Dilution Factor: 1		Analysis Time..: 19:03	Analyst ID.....: 022952	
		Instrument ID..: TRACEICP		MS Run #.....: 8238165	MDL.....: 0.10	
Beryllium	0.50 B	4.0	ug/L	SW846 6010B	08/25-09/03/08	KVN8R1AU
		Dilution Factor: 1		Analysis Time..: 19:03	Analyst ID.....: 022952	
		Instrument ID..: TRACEICP		MS Run #.....: 8238165	MDL.....: 0.32	
Calcium	48000 J	5000	ug/L	SW846 6010B	08/25-09/03/08	KVN8R1AV
		Dilution Factor: 1		Analysis Time..: 19:03	Analyst ID.....: 022952	
		Instrument ID..: TRACEICP		MS Run #.....: 8238165	MDL.....: 10.2	
Cadmium	0.54 B	5.0	ug/L	SW846 6010B	08/25-09/03/08	KVN8R1AW
		Dilution Factor: 1		Analysis Time..: 19:03	Analyst ID.....: 022952	
		Instrument ID..: TRACEICP		MS Run #.....: 8238165	MDL.....: 0.23	
Cobalt	29.2 B	50.0	ug/L	SW846 6010B	08/25-09/03/08	KVN8R1AX
		Dilution Factor: 1		Analysis Time..: 19:03	Analyst ID.....: 022952	
		Instrument ID..: TRACEICP		MS Run #.....: 8238165	MDL.....: 0.70	
Chromium	2.3 B	5.0	ug/L	SW846 6010B	08/25-09/03/08	KVN8R1A0
		Dilution Factor: 1		Analysis Time..: 19:03	Analyst ID.....: 022952	
		Instrument ID..: TRACEICP		MS Run #.....: 8238165	MDL.....: 1.2	

(Continued on next page)

Tetra Tech NUS, Inc

Client Sample ID: WP/SB-7

TOTAL Metals

Lot-Sample #...: C8H230185-002 Matrix.....: WATER

PARAMETER	RESULT	REPORTING LIMIT	UNITS	METHOD	PREPARATION-ANALYSIS DATE	WORK ORDER #
Copper	1.1 B	25.0	ug/L	SW846 6010B	08/25-09/03/08	KVN8R1A1
		Dilution Factor: 1		Analysis Time..: 19:03	Analyst ID.....: 022952	
		Instrument ID..: TRACEICP		MS Run #.....: 8238165	MDL.....: 0.72	
Iron	7640	100	ug/L	SW846 6010B	08/25-09/03/08	KVN8R1A2
		Dilution Factor: 1		Analysis Time..: 19:03	Analyst ID.....: 022952	
		Instrument ID..: TRACEICP		MS Run #.....: 8238165	MDL.....: 15.8	
Potassium	12700	5000	ug/L	SW846 6010B	08/25-09/03/08	KVN8R1A3
		Dilution Factor: 1		Analysis Time..: 19:03	Analyst ID.....: 022952	
		Instrument ID..: TRACEICP		MS Run #.....: 8238165	MDL.....: 500	
Magnesium	23700 J	5000	ug/L	SW846 6010B	08/25-09/03/08	KVN8R1A4
		Dilution Factor: 1		Analysis Time..: 19:03	Analyst ID.....: 022952	
		Instrument ID..: TRACEICP		MS Run #.....: 8238165	MDL.....: 5.1	
Manganese	2300	15.0	ug/L	SW846 6010B	08/25-09/03/08	KVN8R1A5
		Dilution Factor: 1		Analysis Time..: 19:03	Analyst ID.....: 022952	
		Instrument ID..: TRACEICP		MS Run #.....: 8238165	MDL.....: 0.32	
Sodium	5890	5000	ug/L	SW846 6010B	08/25-09/03/08	KVN8R1A6
		Dilution Factor: 1		Analysis Time..: 19:03	Analyst ID.....: 022952	
		Instrument ID..: TRACEICP		MS Run #.....: 8238165	MDL.....: 271	
Nickel	57.6	40.0	ug/L	SW846 6010B	08/25-09/03/08	KVN8R1A7
		Dilution Factor: 1		Analysis Time..: 19:03	Analyst ID.....: 022952	
		Instrument ID..: TRACEICP		MS Run #.....: 8238165	MDL.....: 1.1	
Lead	ND	3.0	ug/L	SW846 6010B	08/25-09/03/08	KVN8R1A8
		Dilution Factor: 1		Analysis Time..: 19:03	Analyst ID.....: 022952	
		Instrument ID..: TRACEICP		MS Run #.....: 8238165	MDL.....: 2.4	
Selenium	2.9 B	5.0	ug/L	SW846 6010B	08/25-09/03/08	KVN8R1A9
		Dilution Factor: 1		Analysis Time..: 19:03	Analyst ID.....: 022952	
		Instrument ID..: TRACEICP		MS Run #.....: 8238165	MDL.....: 2.5	
Thallium	3.5 B,J	10.0	ug/L	SW846 6010B	08/25-09/03/08	KVN8R1AA
		Dilution Factor: 1		Analysis Time..: 19:03	Analyst ID.....: 022952	
		Instrument ID..: TRACEICP		MS Run #.....: 8238165	MDL.....: 3.1	

(Continued on next page)

Tetra Tech NUS, Inc

Client Sample ID: WP/SB-7

TOTAL Metals

Lot-Sample #...: C8H230185-002 Matrix.....: WATER

PARAMETER	RESULT	REPORTING LIMIT	UNITS	METHOD	PREPARATION-ANALYSIS DATE	WORK ORDER #
Antimony	ND	10.0	ug/L	SW846 6010B	08/25-09/03/08	KVN8R1AC
		Dilution Factor: 1		Analysis Time..: 19:03	Analyst ID.....: 022952	
		Instrument ID..: TRACEICP		MS Run #.....: 8238165	MDL.....: 2.9	
Vanadium	**3.3 B**	**50.0**	**ug/L**	**SW846 6010B**	**08/25-09/03/08**	**KVN8R1AD**
		Dilution Factor: 1		Analysis Time..: 19:03	Analyst ID.....: 022952	
		Instrument ID..: TRACEICP		MS Run #.....: 8238165	MDL.....: 1.0	
Zinc	**68.4 J**	**20.0**	**ug/L**	**SW846 6010B**	**08/25-09/03/08**	**KVN8R1AE**
		Dilution Factor: 1		Analysis Time..: 19:03	Analyst ID.....: 022952	
		Instrument ID..: TRACEICP		MS Run #.....: 8238165	MDL.....: 1.3	
Prep Batch #...: 8240101						
Mercury	ND	0.20	ug/L	SW846 7470A	08/27/08	KVN8R1AF
		Dilution Factor: 1		Analysis Time..: 12:34	Analyst ID.....: 401509	
		Instrument ID..: HGHYDRA		MS Run #.....: 8240054	MDL.....: 0.055	

NOTE(S):

B Estimated result. Result is less than RL.

J Method blank contamination. The associated method blank contains the target analyte at a reportable level.

Tetra Tech NUS, Inc

Client Sample ID: WP/SB-3

TOTAL Metals

Lot-Sample #...: C8H230185-003 Matrix.....: WATER
Date Sampled...: 08/22/08 Date Received..: 08/23/08

PARAMETER	RESULT	REPORTING LIMIT	UNITS	METHOD	PREPARATION-ANALYSIS DATE	WORK ORDER #
Prep Batch #...: 8238268						
Silver	ND	25.0	ug/L	SW846 6010B	08/25-09/04/08	KVN8W1AP
		Dilution Factor: 5		Analysis Time..: 12:01	Analyst ID.....: 022952	
		Instrument ID..: TRACEICP		MS Run #.....: 8238165	MDL.....: 3.0	
Aluminum	78100	1000	ug/L	SW846 6010B	08/25-09/04/08	KVN8W1AQ
		Dilution Factor: 5		Analysis Time..: 12:01	Analyst ID.....: 022952	
		Instrument ID..: TRACEICP		MS Run #.....: 8238165	MDL.....: 41.2	
Arsenic	25.6 B	50.0	ug/L	SW846 6010B	08/25-09/04/08	KVN8W1AR
		Dilution Factor: 5		Analysis Time..: 12:01	Analyst ID.....: 022952	
		Instrument ID..: TRACEICP		MS Run #.....: 8238165	MDL.....: 11.2	
Barium	13.1 B,J	1000	ug/L	SW846 6010B	08/25-09/04/08	KVN8W1AT
		Dilution Factor: 5		Analysis Time..: 12:01	Analyst ID.....: 022952	
		Instrument ID..: TRACEICP		MS Run #.....: 8238165	MDL.....: 0.52	
Beryllium	66.0	20.0	ug/L	SW846 6010B	08/25-09/04/08	KVN8W1AU
		Dilution Factor: 5		Analysis Time..: 12:01	Analyst ID.....: 022952	
		Instrument ID..: TRACEICP		MS Run #.....: 8238165	MDL.....: 1.6	
Calcium	13200 B,J	25000	ug/L	SW846 6010B	08/25-09/04/08	KVN8W1AV
		Dilution Factor: 5		Analysis Time..: 12:01	Analyst ID.....: 022952	
		Instrument ID..: TRACEICP		MS Run #.....: 8238165	MDL.....: 50.8	
Cadmium	20.4 B	25.0	ug/L	SW846 6010B	08/25-09/04/08	KVN8W1AW
		Dilution Factor: 5		Analysis Time..: 12:01	Analyst ID.....: 022952	
		Instrument ID..: TRACEICP		MS Run #.....: 8238165	MDL.....: 1.2	
Cobalt	763	250	ug/L	SW846 6010B	08/25-09/04/08	KVN8W1AX
		Dilution Factor: 5		Analysis Time..: 12:01	Analyst ID.....: 022952	
		Instrument ID..: TRACEICP		MS Run #.....: 8238165	MDL.....: 3.5	
Chromium	10.8 B	25.0	ug/L	SW846 6010B	08/25-09/04/08	KVN8W1A0
		Dilution Factor: 5		Analysis Time..: 12:01	Analyst ID.....: 022952	
		Instrument ID..: TRACEICP		MS Run #.....: 8238165	MDL.....: 5.8	

(Continued on next page)

Tetra Tech NUS, Inc

Client Sample ID: WP/SB-3

TOTAL Metals

Lot-Sample #...: C8H230185-003 Matrix.....: WATER

PARAMETER	RESULT	REPORTING LIMIT	UNITS	METHOD	PREPARATION-ANALYSIS DATE	WORK ORDER #
Copper	24.8 B	125	ug/L	SW846 6010B	08/25-09/04/08	KVN8W1A1
		Dilution Factor: 5		Analysis Time..: 12:01	Analyst ID.....: 022952	
		Instrument ID..: TRACEICP		MS Run #.....: 8238165	MDL.....: 3.6	
Iron	88000	500	ug/L	SW846 6010B	08/25-09/04/08	KVN8W1A2
		Dilution Factor: 5		Analysis Time..: 12:01	Analyst ID.....: 022952	
		Instrument ID..: TRACEICP		MS Run #.....: 8238165	MDL.....: 79.0	
Potassium	10700 B	25000	ug/L	SW846 6010B	08/25-09/04/08	KVN8W1A3
		Dilution Factor: 5		Analysis Time..: 12:01	Analyst ID.....: 022952	
		Instrument ID..: TRACEICP		MS Run #.....: 8238165	MDL.....: 2500	
Magnesium	49200 J	25000	ug/L	SW846 6010B	08/25-09/04/08	KVN8W1A4
		Dilution Factor: 5		Analysis Time..: 12:01	Analyst ID.....: 022952	
		Instrument ID..: TRACEICP		MS Run #.....: 8238165	MDL.....: 25.4	
Manganese	15000	75.0	ug/L	SW846 6010B	08/25-09/04/08	KVN8W1A5
		Dilution Factor: 5		Analysis Time..: 12:01	Analyst ID.....: 022952	
		Instrument ID..: TRACEICP		MS Run #.....: 8238165	MDL.....: 1.6	
Sodium	8360 B	25000	ug/L	SW846 6010B	08/25-09/04/08	KVN8W1A6
		Dilution Factor: 5		Analysis Time..: 12:01	Analyst ID.....: 022952	
		Instrument ID..: TRACEICP		MS Run #.....: 8238165	MDL.....: 1350	
Nickel	931	200	ug/L	SW846 6010B	08/25-09/04/08	KVN8W1A7
		Dilution Factor: 5		Analysis Time..: 12:01	Analyst ID.....: 022952	
		Instrument ID..: TRACEICP		MS Run #.....: 8238165	MDL.....: 5.4	
Lead	14.0 B	15.0	ug/L	SW846 6010B	08/25-09/04/08	KVN8W1A8
		Dilution Factor: 5		Analysis Time..: 12:01	Analyst ID.....: 022952	
		Instrument ID..: TRACEICP		MS Run #.....: 8238165	MDL.....: 12.0	
Selenium	ND	25.0	ug/L	SW846 6010B	08/25-09/04/08	KVN8W1A9
		Dilution Factor: 5		Analysis Time..: 12:01	Analyst ID.....: 022952	
		Instrument ID..: TRACEICP		MS Run #.....: 8238165	MDL.....: 12.5	
Thallium	ND	50.0	ug/L	SW846 6010B	08/25-09/04/08	KVN8W1AA
		Dilution Factor: 5		Analysis Time..: 12:01	Analyst ID.....: 022952	
		Instrument ID..: TRACEICP		MS Run #.....: 8238165	MDL.....: 15.4	

(Continued on next page)

Tetra Tech NUS, Inc

Client Sample ID: WP/SB-3

TOTAL Metals

Lot-Sample #...: C8H230185-003 Matrix.....: WATER

PARAMETER	RESULT	REPORTING LIMIT	UNITS	METHOD	PREPARATION-ANALYSIS DATE	WORK ORDER #
Antimony	ND	50.0	ug/L	SW846 6010B	08/25-09/04/08	KVN8W1AC
		Dilution Factor: 5		Analysis Time..: 12:01	Analyst ID.....: 022952	
		Instrument ID..: TRACEICP		MS Run #.....: 8238165	MDL.....: 14.5	
Vanadium	**25.0 B**	**250**	**ug/L**	**SW846 6010B**	**08/25-09/04/08**	**KVN8W1AD**
		Dilution Factor: 5		Analysis Time..: 12:01	Analyst ID.....: 022952	
		Instrument ID..: TRACEICP		MS Run #.....: 8238165	MDL.....: 5.0	
Zinc	**3100 J**	**100**	**ug/L**	**SW846 6010B**	**08/25-09/04/08**	**KVN8W1AE**
		Dilution Factor: 5		Analysis Time..: 12:01	Analyst ID.....: 022952	
		Instrument ID..: TRACEICP		MS Run #.....: 8238165	MDL.....: 6.6	
Prep Batch #...: 8240101						
Mercury	ND	0.20	ug/L	SW846 7470A	08/27/08	KVN8W1AF
		Dilution Factor: 1		Analysis Time..: 12:39	Analyst ID.....: 401509	
		Instrument ID..: HGHYDRA		MS Run #.....: 8240054	MDL.....: 0.055	

NOTE(S):

B Estimated result. Result is less than RL.

J Method blank contamination. The associated method blank contains the target analyte at a reportable level.

Tetra Tech NUS, Inc

Client Sample ID: WP/SB-10

TOTAL Metals

Lot-Sample #...: C8H230185-004 Matrix.....: WATER
Date Sampled...: 08/22/08 Date Received..: 08/23/08

PARAMETER	RESULT	REPORTING LIMIT	UNITS	METHOD	PREPARATION-ANALYSIS DATE	WORK ORDER #
Prep Batch #...: 8238268						
Silver	ND	25.0	ug/L	SW846 6010B	08/25-09/04/08	KVN801AP
		Dilution Factor: 5		Analysis Time..: 11:50	Analyst ID.....: 022952	
		Instrument ID..: TRACEICP		MS Run #.....: 8238165	MDL.....: 3.0	
Aluminum	76500	1000	ug/L	SW846 6010B	08/25-09/04/08	KVN801AQ
		Dilution Factor: 5		Analysis Time..: 11:50	Analyst ID.....: 022952	
		Instrument ID..: TRACEICP		MS Run #.....: 8238165	MDL.....: 41.2	
Arsenic	17.4 B	50.0	ug/L	SW846 6010B	08/25-09/04/08	KVN801AR
		Dilution Factor: 5		Analysis Time..: 11:50	Analyst ID.....: 022952	
		Instrument ID..: TRACEICP		MS Run #.....: 8238165	MDL.....: 11.2	
Barium	24.7 B,J	1000	ug/L	SW846 6010B	08/25-09/04/08	KVN801AT
		Dilution Factor: 5		Analysis Time..: 11:50	Analyst ID.....: 022952	
		Instrument ID..: TRACEICP		MS Run #.....: 8238165	MDL.....: 0.52	
Beryllium	49.8	20.0	ug/L	SW846 6010B	08/25-09/04/08	KVN801AU
		Dilution Factor: 5		Analysis Time..: 11:50	Analyst ID.....: 022952	
		Instrument ID..: TRACEICP		MS Run #.....: 8238165	MDL.....: 1.6	
Calcium	38900 J	25000	ug/L	SW846 6010B	08/25-09/04/08	KVN801AV
		Dilution Factor: 5		Analysis Time..: 11:50	Analyst ID.....: 022952	
		Instrument ID..: TRACEICP		MS Run #.....: 8238165	MDL.....: 50.8	
Cadmium	ND	25.0	ug/L	SW846 6010B	08/25-09/04/08	KVN801AW
		Dilution Factor: 5		Analysis Time..: 11:50	Analyst ID.....: 022952	
		Instrument ID..: TRACEICP		MS Run #.....: 8238165	MDL.....: 1.2	
Cobalt	414	250	ug/L	SW846 6010B	08/25-09/04/08	KVN801AX
		Dilution Factor: 5		Analysis Time..: 11:50	Analyst ID.....: 022952	
		Instrument ID..: TRACEICP		MS Run #.....: 8238165	MDL.....: 3.5	
Chromium	17.0 B	25.0	ug/L	SW846 6010B	08/25-09/04/08	KVN801A0
		Dilution Factor: 5		Analysis Time..: 11:50	Analyst ID.....: 022952	
		Instrument ID..: TRACEICP		MS Run #.....: 8238165	MDL.....: 5.8	

(Continued on next page)

Tetra Tech NUS, Inc

Client Sample ID: WP/SB-10

TOTAL Metals

Lot-Sample #...: C8H230185-004 Matrix.....: WATER

PARAMETER	RESULT	REPORTING LIMIT	UNITS	METHOD	PREPARATION-ANALYSIS DATE	WORK ORDER #
Copper	ND	125	ug/L	SW846 6010B	08/25-09/04/08	KVN801A1
		Dilution Factor: 5		Analysis Time..: 11:50	Analyst ID.....: 022952	
		Instrument ID..: TRACEICP		MS Run #.....: 8238165	MDL.....: 3.6	
Iron	248000	500	ug/L	SW846 6010B	08/25-09/04/08	KVN801A2
		Dilution Factor: 5		Analysis Time..: 11:50	Analyst ID.....: 022952	
		Instrument ID..: TRACEICP		MS Run #.....: 8238165	MDL.....: 79.0	
Potassium	14700 B	25000	ug/L	SW846 6010B	08/25-09/04/08	KVN801A3
		Dilution Factor: 5		Analysis Time..: 11:50	Analyst ID.....: 022952	
		Instrument ID..: TRACEICP		MS Run #.....: 8238165	MDL.....: 2500	
Magnesium	92600 J	25000	ug/L	SW846 6010B	08/25-09/04/08	KVN801A4
		Dilution Factor: 5		Analysis Time..: 11:50	Analyst ID.....: 022952	
		Instrument ID..: TRACEICP		MS Run #.....: 8238165	MDL.....: 25.4	
Manganese	33300	75.0	ug/L	SW846 6010B	08/25-09/04/08	KVN801A5
		Dilution Factor: 5		Analysis Time..: 11:50	Analyst ID.....: 022952	
		Instrument ID..: TRACEICP		MS Run #.....: 8238165	MDL.....: 1.6	
Sodium	21100 B	25000	ug/L	SW846 6010B	08/25-09/04/08	KVN801A6
		Dilution Factor: 5		Analysis Time..: 11:50	Analyst ID.....: 022952	
		Instrument ID..: TRACEICP		MS Run #.....: 8238165	MDL.....: 1350	
Nickel	506	200	ug/L	SW846 6010B	08/25-09/04/08	KVN801A7
		Dilution Factor: 5		Analysis Time..: 11:50	Analyst ID.....: 022952	
		Instrument ID..: TRACEICP		MS Run #.....: 8238165	MDL.....: 5.4	
Lead	ND	15.0	ug/L	SW846 6010B	08/25-09/04/08	KVN801A8
		Dilution Factor: 5		Analysis Time..: 11:50	Analyst ID.....: 022952	
		Instrument ID..: TRACEICP		MS Run #.....: 8238165	MDL.....: 12.0	
Selenium	ND	25.0	ug/L	SW846 6010B	08/25-09/04/08	KVN801A9
		Dilution Factor: 5		Analysis Time..: 11:50	Analyst ID.....: 022952	
		Instrument ID..: TRACEICP		MS Run #.....: 8238165	MDL.....: 12.5	
Thallium	ND	50.0	ug/L	SW846 6010B	08/25-09/04/08	KVN801AA
		Dilution Factor: 5		Analysis Time..: 11:50	Analyst ID.....: 022952	
		Instrument ID..: TRACEICP		MS Run #.....: 8238165	MDL.....: 15.4	

(Continued on next page)

Tetra Tech NUS, Inc

Client Sample ID: WP/SB-10

TOTAL Metals

Lot-Sample #...: C8H230185-004 Matrix.....: WATER

PARAMETER	RESULT	REPORTING LIMIT	UNITS	METHOD	PREPARATION-ANALYSIS DATE	WORK ORDER #
Antimony	ND	50.0	ug/L	SW846 6010B	08/25-09/04/08	KVN801AC
		Dilution Factor: 5		Analysis Time..: 11:50	Analyst ID.....: 022952	
		Instrument ID..: TRACEICP		MS Run #.....: 8238165	MDL.....: 14.5	
Vanadium	38.6 B	250	ug/L	SW846 6010B	08/25-09/04/08	KVN801AD
		Dilution Factor: 5		Analysis Time..: 11:50	Analyst ID.....: 022952	
		Instrument ID..: TRACEICP		MS Run #.....: 8238165	MDL.....: 5.0	
Zinc	580 J	100	ug/L	SW846 6010B	08/25-09/04/08	KVN801AR
		Dilution Factor: 5		Analysis Time..: 11:50	Analyst ID.....: 022952	
		Instrument ID..: TRACEICP		MS Run #.....: 8238165	MDL.....: 6.6	
Prep Batch #...: 8240101						
Mercury	0.071 B	0.20	ug/L	SW846 7470A	08/27/08	KVN801AF
		Dilution Factor: 1		Analysis Time..: 12:41	Analyst ID.....: 401509	
		Instrument ID..: HGHYDRA		MS Run #.....: 8240054	MDL.....: 0.055	

NOTE(S):

B Estimated result. Result is less than RL.

J Method blank contamination. The associated method blank contains the target analyte at a reportable level.

Tetra Tech NUS, Inc

Client Sample ID: WP/SB-2

DISSOLVED Metals

Lot-Sample #...: C8H230185-001
Date Sampled...: 08/22/08 Date Received..: 08/23/08 Matrix.....: WATER

PARAMETER	RESULT	REPORTING LIMIT	UNITS	METHOD	PREPARATION-ANALYSIS DATE	WORK ORDER #
Prep Batch #...: 8238266						
Silver	0.89 B	5.0	ug/L	SW846 6010B	08/25-09/03/08	KVN8G1A5
		Dilution Factor: 1		Analysis Time..: 19:41	Analyst ID.....: 022952	
		Instrument ID..: TRACEICP		MS Run #.....: 8238164	MDL.....: 0.59	
Aluminum	55.5 B	200	ug/L	SW846 6010B	08/25-09/03/08	KVN8G1A6
		Dilution Factor: 1		Analysis Time..: 19:41	Analyst ID.....: 022952	
		Instrument ID..: TRACEICP		MS Run #.....: 8238164	MDL.....: 8.2	
Arsenic	8.8 B	10.0	ug/L	SW846 6010B	08/25-09/03/08	KVN8G1A7
		Dilution Factor: 1		Analysis Time..: 19:41	Analyst ID.....: 022952	
		Instrument ID..: TRACEICP		MS Run #.....: 8238164	MDL.....: 2.2	
Barium	26.5 B	200	ug/L	SW846 6010B	08/25-09/03/08	KVN8G1A8
		Dilution Factor: 1		Analysis Time..: 19:41	Analyst ID.....: 022952	
		Instrument ID..: TRACEICP		MS Run #.....: 8238164	MDL.....: 0.10	
Beryllium	0.52 B	4.0	ug/L	SW846 6010B	08/25-09/03/08	KVN8G1A9
		Dilution Factor: 1		Analysis Time..: 19:41	Analyst ID.....: 022952	
		Instrument ID..: TRACEICP		MS Run #.....: 8238164	MDL.....: 0.32	
Calcium	23000 J	5000	ug/L	SW846 6010B	08/25-09/03/08	KVN8G1CA
		Dilution Factor: 1		Analysis Time..: 19:41	Analyst ID.....: 022952	
		Instrument ID..: TRACEICP		MS Run #.....: 8238164	MDL.....: 10.2	
Cadmium	ND	5.0	ug/L	SW846 6010B	08/25-09/03/08	KVN8G1CC
		Dilution Factor: 1		Analysis Time..: 19:41	Analyst ID.....: 022952	
		Instrument ID..: TRACEICP		MS Run #.....: 8238164	MDL.....: 0.23	
Cobalt	56.1	50.0	ug/L	SW846 6010B	08/25-09/03/08	KVN8G1CD
		Dilution Factor: 1		Analysis Time..: 19:41	Analyst ID.....: 022952	
		Instrument ID..: TRACEICP		MS Run #.....: 8238164	MDL.....: 0.70	
Chromium	2.3 B	5.0	ug/L	SW846 6010B	08/25-09/03/08	KVN8G1CE
		Dilution Factor: 1		Analysis Time..: 19:41	Analyst ID.....: 022952	
		Instrument ID..: TRACEICP		MS Run #.....: 8238164	MDL.....: 1.2	

(Continued on next page)

Tetra Tech NUS, Inc

Client Sample ID: WP/SB-2

DISSOLVED Metals

Lot-Sample #...: C8H230185-001 Matrix.....: WATER

PARAMETER	RESULT	REPORTING LIMIT	UNITS	METHOD	PREPARATION-ANALYSIS DATE	WORK ORDER #
Copper	ND	25.0	ug/L	SW846 6010B	08/25-09/03/08	KVN8G1CF
		Dilution Factor: 1		Analysis Time..: 19:41	Analyst ID.....: 022952	
		Instrument ID..: TRACEICP		MS Run #.....: 8238164	MDL.....: 0.72	
Iron	60400	100	ug/L	SW846 6010B	08/25-09/03/08	KVN8G1CG
		Dilution Factor: 1		Analysis Time..: 19:41	Analyst ID.....: 022952	
		Instrument ID..: TRACEICP		MS Run #.....: 8238164	MDL.....: 15.8	
Potassium	5080	5000	ug/L	SW846 6010B	08/25-09/03/08	KVN8G1CH
		Dilution Factor: 1		Analysis Time..: 19:41	Analyst ID.....: 022952	
		Instrument ID..: TRACEICP		MS Run #.....: 8238164	MDL.....: 500	
Magnesium	19300	5000	ug/L	SW846 6010B	08/25-09/03/08	KVN8G1CJ
		Dilution Factor: 1		Analysis Time..: 19:41	Analyst ID.....: 022952	
		Instrument ID..: TRACEICP		MS Run #.....: 8238164	MDL.....: 5.1	
Manganese	4010	15.0	ug/L	SW846 6010B	08/25-09/03/08	KVN8G1CK
		Dilution Factor: 1		Analysis Time..: 19:41	Analyst ID.....: 022952	
		Instrument ID..: TRACEICP		MS Run #.....: 8238164	MDL.....: 0.32	
Sodium	30000	5000	ug/L	SW846 6010B	08/25-09/03/08	KVN8G1CL
		Dilution Factor: 1		Analysis Time..: 19:41	Analyst ID.....: 022952	
		Instrument ID..: TRACEICP		MS Run #.....: 8238164	MDL.....: 271	
Nickel	50.9	40.0	ug/L	SW846 6010B	08/25-09/03/08	KVN8G1CM
		Dilution Factor: 1		Analysis Time..: 19:41	Analyst ID.....: 022952	
		Instrument ID..: TRACEICP		MS Run #.....: 8238164	MDL.....: 1.1	
Lead	ND	3.0	ug/L	SW846 6010B	08/25-09/03/08	KVN8G1CN
		Dilution Factor: 1		Analysis Time..: 19:41	Analyst ID.....: 022952	
		Instrument ID..: TRACEICP		MS Run #.....: 8238164	MDL.....: 2.4	
Selenium	ND	5.0	ug/L	SW846 6010B	08/25-09/03/08	KVN8G1CP
		Dilution Factor: 1		Analysis Time..: 19:41	Analyst ID.....: 022952	
		Instrument ID..: TRACEICP		MS Run #.....: 8238164	MDL.....: 2.5	
Thallium	4.7 B	10.0	ug/L	SW846 6010B	08/25-09/03/08	KVN8G1CQ
		Dilution Factor: 1		Analysis Time..: 19:41	Analyst ID.....: 022952	
		Instrument ID..: TRACEICP		MS Run #.....: 8238164	MDL.....: 3.1	

(Continued on next page)

Tetra Tech NUS, Inc

Client Sample ID: WP/SB-2

DISSOLVED Metals

Lot-Sample #...: C8H230185-001 Matrix.....: WATER

PARAMETER	RESULT	REPORTING LIMIT	UNITS	METHOD	PREPARATION-ANALYSIS DATE	WORK ORDER #
Antimony	ND	10.0	ug/L	SW846 6010B	08/25-09/03/08	KVN8G1CR
		Dilution Factor: 1		Analysis Time..: 19:41	Analyst ID.....: 022952	
		Instrument ID..: TRACEICP		MS Run #.....: 8238164	MDL.....: 2.9	
Vanadium	2.8 B	50.0	ug/L	SW846 6010B	08/25-09/03/08	KVN8G1CT
		Dilution Factor: 1		Analysis Time..: 19:41	Analyst ID.....: 022952	
		Instrument ID..: TRACEICP		MS Run #.....: 8238164	MDL.....: 1.0	
Zinc	73.3 J,E	20.0	ug/L	SW846 6010B	08/25-09/03/08	KVN8G1CU
		Dilution Factor: 1		Analysis Time..: 19:41	Analyst ID.....: 022952	
		Instrument ID..: TRACEICP		MS Run #.....: 8238164	MDL.....: 1.3	
Prep Batch #...: 8240093						
Mercury	ND	0.20	ug/L	SW846 7470A	08/27/08	KVN8G1CV
		Dilution Factor: 1		Analysis Time..: 11:22	Analyst ID.....: 401509	
		Instrument ID..: HGHYDRA		MS Run #.....: 8240047	MDL.....: 0.055	

NOTE(S):

B Estimated result. Result is less than RL.

J Method blank contamination. The associated method blank contains the target analyte at a reportable level.

E Matrix interference.

Tetra Tech NUS, Inc

Client Sample ID: WP/SB-7

DISSOLVED Metals

Lot-Sample #...: C8H230185-002 Matrix.....: WATER
Date Sampled...: 08/22/08 Date Received..: 08/23/08

PARAMETER	RESULT	REPORTING LIMIT	UNITS	METHOD	PREPARATION-ANALYSIS DATE	WORK ORDER #
Prep Batch #...: 8238266						
Silver	0.60 B	5.0	ug/L	SW846 6010B	08/25-09/03/08	KVN8R1AG
		Dilution Factor: 1		Analysis Time..: 20:04	Analyst ID.....: 022952	
		Instrument ID..: TRACEICP		MS Run #.....: 8238164	MDL.....: 0.59	
Aluminum	62.0 B	200	ug/L	SW846 6010B	08/25-09/03/08	KVN8R1AH
		Dilution Factor: 1		Analysis Time..: 20:04	Analyst ID.....: 022952	
		Instrument ID..: TRACEICP		MS Run #.....: 8238164	MDL.....: 8.2	
Arsenic	3.8 B	10.0	ug/L	SW846 6010B	08/25-09/03/08	KVN8R1AJ
		Dilution Factor: 1		Analysis Time..: 20:04	Analyst ID.....: 022952	
		Instrument ID..: TRACEICP		MS Run #.....: 8238164	MDL.....: 2.2	
Barium	39.6 B	200	ug/L	SW846 6010B	08/25-09/03/08	KVN8R1AK
		Dilution Factor: 1		Analysis Time..: 20:04	Analyst ID.....: 022952	
		Instrument ID..: TRACEICP		MS Run #.....: 8238164	MDL.....: 0.10	
Beryllium	0.40 B	4.0	ug/L	SW846 6010B	08/25-09/03/08	KVN8R1AL
		Dilution Factor: 1		Analysis Time..: 20:04	Analyst ID.....: 022952	
		Instrument ID..: TRACEICP		MS Run #.....: 8238164	MDL.....: 0.32	
Calcium	48200 J	5000	ug/L	SW846 6010B	08/25-09/03/08	KVN8R1CA
		Dilution Factor: 1		Analysis Time..: 20:04	Analyst ID.....: 022952	
		Instrument ID..: TRACEICP		MS Run #.....: 8238164	MDL.....: 10.2	
Cadmium	0.32 B	5.0	ug/L	SW846 6010B	08/25-09/03/08	KVN8R1CC
		Dilution Factor: 1		Analysis Time..: 20:04	Analyst ID.....: 022952	
		Instrument ID..: TRACEICP		MS Run #.....: 8238164	MDL.....: 0.23	
Cobalt	28.7 B	50.0	ug/L	SW846 6010B	08/25-09/03/08	KVN8R1CD
		Dilution Factor: 1		Analysis Time..: 20:04	Analyst ID.....: 022952	
		Instrument ID..: TRACEICP		MS Run #.....: 8238164	MDL.....: 0.70	
Chromium	1.2 B	5.0	ug/L	SW846 6010B	08/25-09/03/08	KVN8R1CE
		Dilution Factor: 1		Analysis Time..: 20:04	Analyst ID.....: 022952	
		Instrument ID..: TRACEICP		MS Run #.....: 8238164	MDL.....: 1.2	

(Continued on next page)

Tetra Tech NUS, Inc

Client Sample ID: WP/SB-7

DISSOLVED Metals

Lot-Sample #...: C8H230185-002 Matrix.....: WATER

PARAMETER	RESULT	REPORTING LIMIT	UNITS	METHOD	PREPARATION-ANALYSIS DATE	WORK ORDER #
Copper	ND	25.0	ug/L	SW846 6010B	08/25-09/03/08	KVN8R1CF
		Dilution Factor: 1		Analysis Time..: 20:04	Analyst ID.....: 022952	
		Instrument ID..: TRACEICP		MS Run #.....: 8238164	MDL.....: 0.72	
Iron	8120	100	ug/L	SW846 6010B	08/25-09/03/08	KVN8R1CG
		Dilution Factor: 1		Analysis Time..: 20:04	Analyst ID.....: 022952	
		Instrument ID..: TRACEICP		MS Run #.....: 8238164	MDL.....: 15.8	
Potassium	12700	5000	ug/L	SW846 6010B	08/25-09/03/08	KVN8R1CH
		Dilution Factor: 1		Analysis Time..: 20:04	Analyst ID.....: 022952	
		Instrument ID..: TRACEICP		MS Run #.....: 8238164	MDL.....: 500	
Magnesium	23900	5000	ug/L	SW846 6010B	08/25-09/03/08	KVN8R1CJ
		Dilution Factor: 1		Analysis Time..: 20:04	Analyst ID.....: 022952	
		Instrument ID..: TRACEICP		MS Run #.....: 8238164	MDL.....: 5.1	
Manganese	2350	15.0	ug/L	SW846 6010B	08/25-09/03/08	KVN8R1CK
		Dilution Factor: 1		Analysis Time..: 20:04	Analyst ID.....: 022952	
		Instrument ID..: TRACEICP		MS Run #.....: 8238164	MDL.....: 0.32	
Sodium	6000	5000	ug/L	SW846 6010B	08/25-09/03/08	KVN8R1CL
		Dilution Factor: 1		Analysis Time..: 20:04	Analyst ID.....: 022952	
		Instrument ID..: TRACEICP		MS Run #.....: 8238164	MDL.....: 271	
Nickel	55.7	40.0	ug/L	SW846 6010B	08/25-09/03/08	KVN8R1CM
		Dilution Factor: 1		Analysis Time..: 20:04	Analyst ID.....: 022952	
		Instrument ID..: TRACEICP		MS Run #.....: 8238164	MDL.....: 1.1	
Lead	ND	3.0	ug/L	SW846 6010B	08/25-09/03/08	KVN8R1CN
		Dilution Factor: 1		Analysis Time..: 20:04	Analyst ID.....: 022952	
		Instrument ID..: TRACEICP		MS Run #.....: 8238164	MDL.....: 2.4	
Selenium	ND	5.0	ug/L	SW846 6010B	08/25-09/03/08	KVN8R1CP
		Dilution Factor: 1		Analysis Time..: 20:04	Analyst ID.....: 022952	
		Instrument ID..: TRACEICP		MS Run #.....: 8238164	MDL.....: 2.5	
Thallium	ND	10.0	ug/L	SW846 6010B	08/25-09/03/08	KVN8R1CQ
		Dilution Factor: 1		Analysis Time..: 20:04	Analyst ID.....: 022952	
		Instrument ID..: TRACEICP		MS Run #.....: 8238164	MDL.....: 3.1	

(Continued on next page)

Tetra Tech NUS, Inc

Client Sample ID: WP/SB-7

DISSOLVED Metals

Lot-Sample #...: C8H230185-002 Matrix.....: WATER

PARAMETER	RESULT	REPORTING LIMIT	UNITS	METHOD	PREPARATION-ANALYSIS DATE	WORK ORDER #
Antimony	ND	10.0	ug/L	SW846 6010B	08/25-09/03/08	KVN8R1CR
		Dilution Factor: 1		Analysis Time..: 20:04	Analyst ID.....: 022952	
		Instrument ID..: TRACEICP		MS Run #.....: 8238164	MDL.....: 2.9	
Vanadium	**1.8 B**	**50.0**	**ug/L**	**SW846 6010B**	**08/25-09/03/08**	**KVN8R1CT**
		Dilution Factor: 1		Analysis Time..: 20:04	Analyst ID.....: 022952	
		Instrument ID..: TRACEICP		MS Run #.....: 8238164	MDL.....: 1.0	
Zinc	**64.5 J**	**20.0**	**ug/L**	**SW846 6010B**	**08/25-09/03/08**	**KVN8R1CU**
		Dilution Factor: 1		Analysis Time..: 20:04	Analyst ID.....: 022952	
		Instrument ID..: TRACEICP		MS Run #.....: 8238164	MDL.....: 1.3	
Prep Batch #...: 8240093						
Mercury	ND	0.20	ug/L	SW846 7470A	08/27/08	KVN8R1CV
		Dilution Factor: 1		Analysis Time..: 11:27	Analyst ID.....: 401509	
		Instrument ID..: HGHYDRA		MS Run #.....: 8240047	MDL.....: 0.055	

NOTE(S):

B Estimated result. Result is less than RL.

J Method blank contamination. The associated method blank contains the target analyte at a reportable level.

Tetra Tech NUS, Inc

Client Sample ID: WP/SB-3

DISSOLVED Metals

Lot-Sample #...: C8H230185-003 Matrix.....: WATER
Date Sampled...: 08/22/08 Date Received..: 08/23/08

PARAMETER	RESULT	REPORTING LIMIT	UNITS	METHOD	PREPARATION-ANALYSIS DATE	WORK ORDER #
Prep Batch #...: 8238266						
Silver	ND	25.0	ug/L	SW846 6010B	08/25-09/04/08	KVN8W1AG
		Dilution Factor: 5		Analysis Time..: 12:06	Analyst ID.....: 022952	
		Instrument ID..: TRACEICP		MS Run #.....: 8238164	MDL.....: 3.0	
Aluminum	78900	1000	ug/L	SW846 6010B	08/25-09/04/08	KVN8W1AH
		Dilution Factor: 5		Analysis Time..: 12:06	Analyst ID.....: 022952	
		Instrument ID..: TRACEICP		MS Run #.....: 8238164	MDL.....: 41.2	
Arsenic	22.5 B	50.0	ug/L	SW846 6010B	08/25-09/04/08	KVN8W1AJ
		Dilution Factor: 5		Analysis Time..: 12:06	Analyst ID.....: 022952	
		Instrument ID..: TRACEICP		MS Run #.....: 8238164	MDL.....: 11.2	
Barium	14.0 B	1000	ug/L	SW846 6010B	08/25-09/04/08	KVN8W1AK
		Dilution Factor: 5		Analysis Time..: 12:06	Analyst ID.....: 022952	
		Instrument ID..: TRACEICP		MS Run #.....: 8238164	MDL.....: 0.52	
Beryllium	67.6	20.0	ug/L	SW846 6010B	08/25-09/04/08	KVN8W1AL
		Dilution Factor: 5		Analysis Time..: 12:06	Analyst ID.....: 022952	
		Instrument ID..: TRACEICP		MS Run #.....: 8238164	MDL.....: 1.6	
Calcium	13700 B,J	25000	ug/L	SW846 6010B	08/25-09/04/08	KVN8W1CA
		Dilution Factor: 5		Analysis Time..: 12:06	Analyst ID.....: 022952	
		Instrument ID..: TRACEICP		MS Run #.....: 8238164	MDL.....: 50.8	
Cadmium	20.6 B	25.0	ug/L	SW846 6010B	08/25-09/04/08	KVN8W1CC
		Dilution Factor: 5		Analysis Time..: 12:06	Analyst ID.....: 022952	
		Instrument ID..: TRACEICP		MS Run #.....: 8238164	MDL.....: 1.2	
Cobalt	796	250	ug/L	SW846 6010B	08/25-09/04/08	KVN8W1CD
		Dilution Factor: 5		Analysis Time..: 12:06	Analyst ID.....: 022952	
		Instrument ID..: TRACEICP		MS Run #.....: 8238164	MDL.....: 3.5	
Chromium	12.6 B	25.0	ug/L	SW846 6010B	08/25-09/04/08	KVN8W1CE
		Dilution Factor: 5		Analysis Time..: 12:06	Analyst ID.....: 022952	
		Instrument ID..: TRACEICP		MS Run #.....: 8238164	MDL.....: 5.8	

(Continued on next page)

Tetra Tech NUS, Inc

Client Sample ID: WP/SB-3

DISSOLVED Metals

Lot-Sample #...: C8H230185-003 Matrix.....: WATER

PARAMETER	RESULT	REPORTING LIMIT	UNITS	METHOD	PREPARATION-ANALYSIS DATE	WORK ORDER #
Copper	25.5 B	125	ug/L	SW846 6010B	08/25-09/04/08	KVN8W1CF
	Dilution Factor: 5			Analysis Time..: 12:06	Analyst ID.....: 022952	
	Instrument ID..: TRACEICP			MS Run #.....: 8238164	MDL.....: 3.6	
Iron	94600	500	ug/L	SW846 6010B	08/25-09/04/08	KVN8W1CG
	Dilution Factor: 5			Analysis Time..: 12:06	Analyst ID.....: 022952	
	Instrument ID..: TRACEICP			MS Run #.....: 8238164	MDL.....: 79.0	
Potassium	11100 B	25000	ug/L	SW846 6010B	08/25-09/04/08	KVN8W1CH
	Dilution Factor: 5			Analysis Time..: 12:06	Analyst ID.....: 022952	
	Instrument ID..: TRACEICP			MS Run #.....: 8238164	MDL.....: 2500	
Magnesium	50700	25000	ug/L	SW846 6010B	08/25-09/04/08	KVN8W1CJ
	Dilution Factor: 5			Analysis Time..: 12:06	Analyst ID.....: 022952	
	Instrument ID..: TRACEICP			MS Run #.....: 8238164	MDL.....: 25.4	
Manganese	15400	75.0	ug/L	SW846 6010B	08/25-09/04/08	KVN8W1CK
	Dilution Factor: 5			Analysis Time..: 12:06	Analyst ID.....: 022952	
	Instrument ID..: TRACEICP			MS Run #.....: 8238164	MDL.....: 1.6	
Sodium	9170 B	25000	ug/L	SW846 6010B	08/25-09/04/08	KVN8W1CL
	Dilution Factor: 5			Analysis Time..: 12:06	Analyst ID.....: 022952	
	Instrument ID..: TRACEICP			MS Run #.....: 8238164	MDL.....: 1350	
Nickel	970	200	ug/L	SW846 6010B	08/25-09/04/08	KVN8W1CM
	Dilution Factor: 5			Analysis Time..: 12:06	Analyst ID.....: 022952	
	Instrument ID..: TRACEICP			MS Run #.....: 8238164	MDL.....: 5.4	
Lead	ND	15.0	ug/L	SW846 6010B	08/25-09/04/08	KVN8W1CN
	Dilution Factor: 5			Analysis Time..: 12:06	Analyst ID.....: 022952	
	Instrument ID..: TRACEICP			MS Run #.....: 8238164	MDL.....: 12.0	
Selenium	ND	25.0	ug/L	SW846 6010B	08/25-09/04/08	KVN8W1CP
	Dilution Factor: 5			Analysis Time..: 12:06	Analyst ID.....: 022952	
	Instrument ID..: TRACEICP			MS Run #.....: 8238164	MDL.....: 12.5	
Thallium	ND	50.0	ug/L	SW846 6010B	08/25-09/04/08	KVN8W1CQ
	Dilution Factor: 5			Analysis Time..: 12:06	Analyst ID.....: 022952	
	Instrument ID..: TRACEICP			MS Run #.....: 8238164	MDL.....: 15.4	

(Continued on next page)

Tetra Tech NUS, Inc

Client Sample ID: WP/SB-3

DISSOLVED Metals

Lot-Sample #...: C8H230185-003 Matrix.....: WATER

PARAMETER	RESULT	REPORTING LIMIT	UNITS	METHOD	PREPARATION-ANALYSIS DATE	WORK ORDER #
Antimony	ND	50.0	ug/L	SW846 6010B	08/25-09/04/08	KVN8W1CR
		Dilution Factor: 5		Analysis Time..: 12:06	Analyst ID.....: 022952	
		Instrument ID..: TRACEICP		MS Run #.....: 8238164	MDL.....: 14.5	
Vanadium	**17.0 B**	**250**	**ug/L**	**SW846 6010B**	**08/25-09/04/08**	**KVN8W1CT**
		Dilution Factor: 5		Analysis Time..: 12:06	Analyst ID.....: 022952	
		Instrument ID..: TRACEICP		MS Run #.....: 8238164	MDL.....: 5.0	
Zinc	**3210 J**	**100**	**ug/L**	**SW846 6010B**	**08/25-09/04/08**	**KVN8W1CU**
		Dilution Factor: 5		Analysis Time..: 12:06	Analyst ID.....: 022952	
		Instrument ID..: TRACEICP		MS Run #.....: 8238164	MDL.....: 6.6	
Prep Batch #...: 8240093						
Mercury	ND	0.20	ug/L	SW846 7470A	08/27/08	KVN8W1CV
		Dilution Factor: 1		Analysis Time..: 11:29	Analyst ID.....: 401509	
		Instrument ID..: HGHYDRA		MS Run #.....: 8240047	MDL.....: 0.055	

NOTE(S):

B Estimated result. Result is less than RL.

J Method blank contamination. The associated method blank contains the target analyte at a reportable level.

Tetra Tech NUS, Inc

Client Sample ID: WP/SB-10

DISSOLVED Metals

Lot-Sample #...: C8H230185-004 Matrix.....: WATER
Date Sampled...: 08/22/08 Date Received..: 08/23/08

PARAMETER	RESULT	REPORTING LIMIT	UNITS	METHOD	PREPARATION-ANALYSIS DATE	WORK ORDER #
Prep Batch #...: 8238266						
Silver	ND	25.0	ug/L	SW846 6010B	08/25-09/04/08	KVN801AG
		Dilution Factor: 5		Analysis Time..: 11:55	Analyst ID.....: 022952	
		Instrument ID..: TRACEICP		MS Run #.....: 8238164	MDL.....: 3.0	
Aluminum	75200	1000	ug/L	SW846 6010B	08/25-09/04/08	KVN801AH
		Dilution Factor: 5		Analysis Time..: 11:55	Analyst ID.....: 022952	
		Instrument ID..: TRACEICP		MS Run #.....: 8238164	MDL.....: 41.2	
Arsenic	17.4 B	50.0	ug/L	SW846 6010B	08/25-09/04/08	KVN801AJ
		Dilution Factor: 5		Analysis Time..: 11:55	Analyst ID.....: 022952	
		Instrument ID..: TRACEICP		MS Run #.....: 8238164	MDL.....: 11.2	
Barium	24.4 B	1000	ug/L	SW846 6010B	08/25-09/04/08	KVN801AK
		Dilution Factor: 5		Analysis Time..: 11:55	Analyst ID.....: 022952	
		Instrument ID..: TRACEICP		MS Run #.....: 8238164	MDL.....: 0.52	
Beryllium	50.0	20.0	ug/L	SW846 6010B	08/25-09/04/08	KVN801AL
		Dilution Factor: 5		Analysis Time..: 11:55	Analyst ID.....: 022952	
		Instrument ID..: TRACEICP		MS Run #.....: 8238164	MDL.....: 1.6	
Calcium	39200 J	25000	ug/L	SW846 6010B	08/25-09/04/08	KVN801CA
		Dilution Factor: 5		Analysis Time..: 11:55	Analyst ID.....: 022952	
		Instrument ID..: TRACEICP		MS Run #.....: 8238164	MDL.....: 50.8	
Cadmium	ND	25.0	ug/L	SW846 6010B	08/25-09/04/08	KVN801CC
		Dilution Factor: 5		Analysis Time..: 11:55	Analyst ID.....: 022952	
		Instrument ID..: TRACEICP		MS Run #.....: 8238164	MDL.....: 1.2	
Cobalt	417	250	ug/L	SW846 6010B	08/25-09/04/08	KVN801CD
		Dilution Factor: 5		Analysis Time..: 11:55	Analyst ID.....: 022952	
		Instrument ID..: TRACEICP		MS Run #.....: 8238164	MDL.....: 3.5	
Chromium	13.8 B	25.0	ug/L	SW846 6010B	08/25-09/04/08	KVN801CK
		Dilution Factor: 5		Analysis Time..: 11:55	Analyst ID.....: 022952	
		Instrument ID..: TRACEICP		MS Run #.....: 8238164	MDL.....: 5.8	

(Continued on next page)

Tetra Tech NUS, Inc

Client Sample ID: WP/SB-10

DISSOLVED Metals

Lot-Sample #...: C8H230185-004 Matrix.....: WATER

PARAMETER	RESULT	REPORTING LIMIT	UNITS	METHOD	PREPARATION-ANALYSIS DATE	WORK ORDER #
Copper	ND	125	ug/L	SW846 6010B	08/25-09/04/08	KVN801CF
		Dilution Factor: 5		Analysis Time..: 11:55	Analyst ID.....: 022952	
		Instrument ID..: TRACEICP		MS Run #.....: 8238164	MDL.....: 3.6	
Iron	249000	500	ug/L	SW846 6010B	08/25-09/04/08	KVN801CG
		Dilution Factor: 5		Analysis Time..: 11:55	Analyst ID.....: 022952	
		Instrument ID..: TRACEICP		MS Run #.....: 8238164	MDL.....: 79.0	
Potassium	14600 B	25000	ug/L	SW846 6010B	08/25-09/04/08	KVN801CH
		Dilution Factor: 5		Analysis Time..: 11:55	Analyst ID.....: 022952	
		Instrument ID..: TRACEICP		MS Run #.....: 8238164	MDL.....: 2500	
Magnesium	93500	25000	ug/L	SW846 6010B	08/25-09/04/08	KVN801CJ
		Dilution Factor: 5		Analysis Time..: 11:55	Analyst ID.....: 022952	
		Instrument ID..: TRACEICP		MS Run #.....: 8238164	MDL.....: 25.4	
Manganese	33600	75.0	ug/L	SW846 6010B	08/25-09/04/08	KVN801CK
		Dilution Factor: 5		Analysis Time..: 11:55	Analyst ID.....: 022952	
		Instrument ID..: TRACEICP		MS Run #.....: 8238164	MDL.....: 1.6	
Sodium	21200 B	25000	ug/L	SW846 6010B	08/25-09/04/08	KVN801CL
		Dilution Factor: 5		Analysis Time..: 11:55	Analyst ID.....: 022952	
		Instrument ID..: TRACEICP		MS Run #.....: 8238164	MDL.....: 1350	
Nickel	509	200	ug/L	SW846 6010B	08/25-09/04/08	KVN801CM
		Dilution Factor: 5		Analysis Time..: 11:55	Analyst ID.....: 022952	
		Instrument ID..: TRACEICP		MS Run #.....: 8238164	MDL.....: 5.4	
Lead	ND	15.0	ug/L	SW846 6010B	08/25-09/04/08	KVN801CN
		Dilution Factor: 5		Analysis Time..: 11:55	Analyst ID.....: 022952	
		Instrument ID..: TRACEICP		MS Run #.....: 8238164	MDL.....: 12.0	
Selenium	ND	25.0	ug/L	SW846 6010B	08/25-09/04/08	KVN801CP
		Dilution Factor: 5		Analysis Time..: 11:55	Analyst ID.....: 022952	
		Instrument ID..: TRACEICP		MS Run #.....: 8238164	MDL.....: 12.5	
Thallium	ND	50.0	ug/L	SW846 6010B	08/25-09/04/08	KVN801CQ
		Dilution Factor: 5		Analysis Time..: 11:55	Analyst ID.....: 022952	
		Instrument ID..: TRACEICP		MS Run #.....: 8238164	MDL.....: 15.4	

(Continued on next page)

Tetra Tech NUS, Inc

Client Sample ID: WP/SB-10

DISSOLVED Metals

Lot-Sample #...: C8H230185-004 Matrix.....: WATER

PARAMETER	RESULT	REPORTING LIMIT	UNITS	METHOD	PREPARATION-ANALYSIS DATE	WORK ORDER #
Antimony	ND	50.0	ug/L	SW846 6010B	08/25-09/04/08	KVN801CR
		Dilution Factor: 5		Analysis Time..: 11:55	Analyst ID.....: 022952	
		Instrument ID..: TRACEICP		MS Run #.....: 8238164	MDL.....: 14.5	
Vanadium	**33.3 B**	**250**	**ug/L**	**SW846 6010B**	**08/25-09/04/08**	**KVN801CT**
		Dilution Factor: 5		Analysis Time..: 11:55	Analyst ID.....: 022952	
		Instrument ID..: TRACEICP		MS Run #.....: 8238164	MDL.....: 5.0	
Zinc	**581 J**	**100**	**ug/L**	**SW846 6010B**	**08/25-09/04/08**	**KVN801CU**
		Dilution Factor: 5		Analysis Time..: 11:55	Analyst ID.....: 022952	
		Instrument ID..: TRACEICP		MS Run #.....: 8238164	MDL.....: 6.6	
Prep Batch #...: 8240093						
Mercury	ND	0.20	ug/L	SW846 7470A	08/27/08	KVN801CV
		Dilution Factor: 1		Analysis Time..: 11:30	Analyst ID.....: 401509	
		Instrument ID..: HGHYDRA		MS Run #.....: 8240047	MDL.....: 0.055	

NOTE(S):

B Estimated result. Result is less than RL.

J Method blank contamination. The associated method blank contains the target analyte at a reportable level.

APPENDIX C

Support Documentation

GC/MS SEMIVOLATILES (cont):
The following compounds had the %D > 25% in calibration verification standard F090308C2; but were within expected performance range for these compounds: 1,4-dioxane 45%, 2,4-dinitrophenol 30%, 4-chloroaniline 44%, atrazine 25%, benzaldehyde 38%, benzoic acid 25%, benzyl alcohol 48%, and hexachlorocyclopentadiene 51%.

The following compounds had the %D > 25% in calibration verification standard F090408C2; but were within expected performance range for these compounds: 4-nitrophenol 32%, atrazine 27%, benzaldehyde 46%, benzidine 25%, benzoic acid 29%, and hexachlorocyclopentadiene 54%.

METALS:
The serial dilution of sample WP/SB-2 (total and dissolved) was outside of the percent difference control limits for zinc. The result was flagged with an "E" qualifier.

Samples WP/SB-3 and WP/SB-10 (total and dissolved) were analyzed at dilution for all 6010 analytes. These analytes are reported from the Trace ICP, for which an internal standard, yttrium, is added to all standards and samples during analysis. The yttrium counts in these samples were outside of QC criteria (70-130% of the yttrium counts in the ICB), therefore; the samples were diluted for analysis.

The method blanks had analytes detected at concentrations between the MDL and the reporting limit. The results were flagged with a "B" qualifier. Any sample associated with a method blank that had the same analyte detected had the result flagged with a "J" qualifier.

The matrix spike and matrix spike duplicate (total) recovered outside of the control limits for aluminum.

For the matrix spike and matrix spike duplicate (total and dissolved), iron and manganese recoveries were not calculated due to the concentration of analyte in the sample being >4 times the concentration of spike added.

C8H230185

Chain of Custody Record

Temperature on Receipt _____

Drinking Water? Yes ☐ No ☐

TestAmerica
THE LEADER IN ENVIRONMENTAL TESTING

TAL-4124 (1007)

Client	Project Manager	Date	Chain of Custody Number
Tetra Tech NUS	Tony Apanavage	8/22/08	093752
Address	**Telephone Number (Area Code)/Fax Number**	**Lab Number**	**Page 1 of 1**
20251 Century Blvd Suite 200	301-528-3021		
City / **State** / **Zip Code**	**Site Contact**	**Lab Contact**	
Germantown / MD / 20874	Tony Apanavage		
Project Name and Location (State)	**Carrier/Waybill Number**		
Martin State Airport, Strawberry Point, MD			
Contract/Purchase Order/Quote No.			

Sample I.D. No. and Description (Containers for each sample may be combined on one line)	Date	Time	Matrix: Air	Aqueous	Sed.	Soil	Containers & Preservatives: Unpres.	H2SO4	HNO3	HCl	NaOH	ZnAc/NaOH	Analysis: VOCs	SVOCs	T. Metals	D. Metals	Special Instructions/ Conditions of Receipt
WP/SB-2	8/22/08	1100		X									X	X	X	X	
WP/SB-7	8/22/08	1030											X	X	X	X	
WP/SB-3	8/22/08	1005											X	X	X	X	
WP/SB-10	8/22/08	1205											X	X	X	X	
WP/SB-11	8/22/08	1415		↓									X				
WP-082208 - Trip Blank	8/22/08			X									X				

Possible Hazard Identification
☐ Non-Hazard ☐ Flammable ☐ Skin Irritant ☐ Poison B ☐ Unknown

Sample Disposal
☐ Return To Client ☐ Disposal By Lab ☐ Archive For _____ Months
(A fee may be assessed if samples are retained longer than 1 month)

Turn Around Time Required
☐ 24 Hours ☐ 48 Hours ☐ 7 Days ☐ 14 Days ☐ 21 Days ☐ Other_____

QC Requirements (Specify)

	Date	Time
1. Relinquished By	8/22/08	1645
2. Relinquished By	8-22-08	17:15
3. Relinquished By		
1. Received By	8-22-2008	16:15
2. Received By		
3. Received By	8/23/8	1100

Comments

DISTRIBUTION: WHITE - Returned to Client with Report; CANARY - Stays with the Sample; PINK - Field Copy

TestAmerica Pittsburgh

Metals Data Reporting Form

Initial Calibration Blank Results

Instrument: ICPST **Units:** ug/L

Chart Number: T80903A.ARC

Standard Source: _____ **Standard ID:** _____

Element	WL/ Mass	Report Limit	ICB1 9/3/2008 9:31 AM Found	Q	Found	Q	Found	Q	Found	Q	Found	Q
Aluminum	308.215	200	8.2	U								
Antimony	220.353	10	2.9	U								
Arsenic	189.042	10	2.2	U								
Barium	493.409	200	**0.3**	**B**								
Beryllium	313.042	4	0.3	U								
Cadmium	226.502	5	0.2	U								
Calcium	317.933	5000	**10.2**	**B**								
Chromium	267.716	5	**1.2**	**B**								
Cobalt	228.616	50	0.7	U								
Copper	324.753	25	**0.8**	**B**								
Iron	271.441	100	15.8	U								
Lead	220.353	3	2.4	U								
Magnesium	279.078	5000	**9.4**	**B**								
Manganese	257.61	15	**0.5**	**B**								
Nickel	231.604	40	**1.8**	**B**								
Potassium	766.491	5000	500.0	U								
Selenium	220.353	5	2.5	U								
Silver	328.068	5	**0.9**	**B**								
Sodium	330.232	5000	**-730.0**	**B**								
Thallium	190.864	10	3.1	U								
Titanium	334.941	0	**0.0**									
Vanadium	292.402	50	1.0	U								
Zinc	213.856	20	**1.7**	**B**								

U Result is less than the MDL

B Result is between MDL and RL

Form 3 Equivalent

TestAmerica Pittsburgh

Metals Data Reporting Form

Initial Calibration Blank Results

Instrument: ICPST **Units:** ug/L

Chart Number: T80904B.ARC

Standard Source: _____ **Standard ID:** _____

Element	WL/ Mass	Report Limit	ICB1 9/4/2008 10:38 AM Found	Q	Found	Q	Found	Q	Found	Q	Found	Q
Aluminum	308.215	200	8.2	U								
Antimony	220.353	10	2.9	U								
Arsenic	189.042	10	2.2	U								
Barium	493.409	200	**0.5**	**B**								
Beryllium	313.042	4	0.3	U								
Cadmium	226.502	5	0.2	U								
Calcium	317.933	5000	**11.3**	**B**								
Chromium	267.716	5	1.2	U								
Cobalt	228.616	50	**0.9**	**B**								
Copper	324.753	25	0.7	U								
Iron	271.441	100	**17.2**	**B**								
Lead	220.353	3	2.4	U								
Magnesium	279.078	5000	**10.9**	**B**								
Manganese	257.61	15	**0.5**	**B**								
Nickel	231.604	40	**1.9**	**B**								
Potassium	766.491	5000	500.0	U								
Selenium	220.353	5	2.5	U								
Silver	328.068	5	0.6	U								
Sodium	330.232	5000	**410.0**	**B**								
Thallium	190.864	10	3.1	U								
Titanium	334.941	0	**0.0**									
Vanadium	292.402	50	1.0	U								
Zinc	213.856	20	**2.1**	**B**								

5.22.0

U Result is less than the MDL
B Result is between MDL and RL

Form 3 Equivalent

TestAmerica Pittsburgh

Metals Data Reporting Form

Continuing Calibration Blank Result

Instrument: ICPST **Units:** ug/L

Chart Number: T80903A.ARC

Standard Source: _____ **Standard ID:** _____

Element	WL/ Mass	Report Limit	CCB1 9/3/2008 10:37 AM Found	Q	CCB2 9/3/2008 11:42 AM Found	Q	CCB3 9/3/2008 12:48 PM Found	Q	CCB4 9/3/2008 1:54 PM Found	Q	CCB5 9/3/2008 3:10 PM Found	Q
Aluminum	308.215	200	8.2	U	8.2	U	8.2	U	-9.5	B	-9.2	B
Antimony	220.353	10	2.9	U	2.9	U	2.9	U	2.9	U	2.9	U
Arsenic	189.042	10	2.2	U	2.2	U	2.2	U	2.2	U	2.2	U
Barium	493.409	200	0.1	U	0.1	B	0.1	U	0.1	U	0.1	U
Beryllium	313.042	4	0.3	U	0.3	U	0.3	U	0.3	U	0.3	U
Cadmium	226.502	5	0.2	U	0.2	U	0.2	U	0.2	U	0.2	U
Calcium	317.933	5000	10.2	U	10.2	U	10.2	U	10.2	U	10.2	U
Chromium	267.716	5	1.2	U	1.2	U	1.2	U	1.2	U	1.2	U
Cobalt	228.616	50	0.7	U	0.7	U	0.7	U	0.7	U	0.7	U
Copper	324.753	25	0.7	U	0.7	U	0.7	U	0.7	U	0.7	U
Iron	271.441	100	15.8	U	15.8	U	15.8	U	15.8	U	15.8	U
Lead	220.353	3	2.4	U	2.4	U	2.4	U	2.4	U	2.4	U
Magnesium	279.078	5000	5.1	U	5.1	U	5.1	U	5.1	U	5.1	U
Manganese	257.61	15	0.3	U	0.3	U	0.3	U	0.3	U	0.3	U
Nickel	231.604	40	1.1	U	1.1	U	1.1	U	1.1	U	1.1	U
Potassium	766.491	5000	500.0	U	500.0	U	500.0	U	500.0	U	500.0	U
Selenium	220.353	5	2.5	U	2.5	U	2.5	U	2.5	U	2.5	U
Silver	328.068	5	0.6	U	0.6	U	0.6	U	0.6	U	0.6	U
Sodium	330.232	5000	-710.0	B	-730.0	B	-680.0	B	-650.0	B	-710.0	B
Thallium	190.864	10	3.1	U	3.1	U	3.7	B	3.1	U	3.4	B
Titanium	334.941	0	0.0		0.0		0.0		0.0		0.0	
Vanadium	292.402	50	1.0	U	1.0	U	1.0	U	1.0	U	1.0	U
Zinc	213.856	20	1.3	U	1.4	B	1.3	U	1.3	U	1.5	B

TestAmerica Pittsburgh

Metals Data Reporting Form

Continuing Calibration Blank Result

Instrument: ICPST **Units:** ug/L

Chart Number: T80903A.ARC

Standard Source: _____ **Standard ID:** _____

Element	WL/ Mass	Report Limit	CCB6 9/3/2008 4:18 PM Found	Q	CCB7 9/3/2008 5:24 PM Found	Q	CCB8 9/3/2008 6:30 PM Found	Q	CCB9 9/3/2008 7:36 PM Found	Q	CCB10 9/3/2008 8:42 PM Found	Q
Aluminum	308.215	200	8.2	U	8.2	U	8.2	U	8.2	U	**8.5**	**B**
Antimony	220.353	10	2.9	U	2.9	U	2.9	U	2.9	U	2.9	U
Arsenic	189.042	10	2.2	U	2.2	U	2.2	U	2.2	U	2.2	U
Barium	493.409	200	0.1	U	0.1	U	0.1	U	0.1	U	0.1	U
Beryllium	313.042	4	**0.4**	**B**	0.3	U	**0.4**	**B**	0.3	U	0.3	U
Cadmium	226.502	5	0.2	U	0.2	U	0.2	U	0.2	U	0.2	U
Calcium	317.933	5000	10.2	U	10.2	U	10.2	U	10.2	U	10.2	U
Chromium	267.716	5	1.2	U	1.2	U	1.2	U	1.2	U	1.2	U
Cobalt	228.616	50	0.7	U	0.7	U	0.7	U	0.7	U	0.7	U
Copper	324.753	25	0.7	U	0.7	U	**-0.9**	**B**	0.7	U	0.7	U
Iron	271.441	100	15.8	U	15.8	U	15.8	U	15.8	U	15.8	U
Lead	220.353	3	2.4	U	2.4	U	2.4	U	2.4	U	2.4	U
Magnesium	279.078	5000	**5.6**	**B**	5.1	U	5.1	U	5.1	U	5.1	U
Manganese	257.61	15	0.3	U	0.3	U	0.3	U	0.3	U	0.3	U
Nickel	231.604	40	1.1	U	1.1	U	1.1	U	1.1	U	1.1	U
Potassium	766.491	5000	500.0	U	500.0	U	500.0	U	500.0	U	500.0	U
Selenium	220.353	5	2.5	U	2.5	U	2.5	U	2.5	U	2.5	U
Silver	328.068	5	0.6	U	0.6	U	0.6	U	0.6	U	0.6	U
Sodium	330.232	5000	**-660.0**	**B**	**-800.0**	**B**	**-720.0**	**B**	**-700.0**	**B**	**-610.0**	**B**
Thallium	190.864	10	3.1	U	3.1	U	3.1	U	**4.2**	**B**	**3.9**	**B**
Titanium	334.941	0	**0.0**		**0.0**		**0.0**		**0.0**		**0.0**	
Vanadium	292.402	50	1.0	U	1.0	U	1.0	U	1.0	U	1.0	U
Zinc	213.856	20	1.3	U	**1.5**	**B**	**1.5**	**B**	**1.5**	**B**	**1.6**	**B**

5.22.0

U Result is less than the MDL

B Result is between MDL and RL

Form 3 Equivalent

TestAmerica Pittsburgh

Metals Data Reporting Form

Continuing Calibration Blank Result

Instrument: ICPST **Units:** ug/L

Chart Number: T80904B.ARC

Standard Source: _____ **Standard ID:** _____

Element	WL/ Mass	Report Limit	CCB1 9/4/2008 11:44 AM Found	Q	CCB2 9/4/2008 12:50 PM Found	Q	CCB3 9/4/2008 2:00 PM Found	Q	Found	Q	Found	Q
Aluminum	308.215	200	8.2	U	**14.5**	**B**	**21.0**	**B**				
Antimony	220.353	10	2.9	U	2.9	U	2.9	U				
Arsenic	189.042	10	2.2	U	2.2	U	2.2	U				
Barium	493.409	200	**0.1**	**B**	0.1	U	0.1	U				
Beryllium	313.042	4	0.3	U	0.3	U	0.3	U				
Cadmium	226.502	5	0.2	U	0.2	U	0.2	U				
Calcium	317.933	5000	10.2	U	10.2	U	10.2	U				
Chromium	267.716	5	1.2	U	1.2	U	1.2	U				
Cobalt	228.616	50	0.7	U	0.7	U	0.7	U				
Copper	324.753	25	0.7	U	**-1.0**	**B**	**-1.8**	**B**				
Iron	271.441	100	15.8	U	15.8	U	15.8	U				
Lead	220.353	3	2.4	U	2.4	U	2.4	U				
Magnesium	279.078	5000	5.1	U	5.1	U	5.1	U				
Manganese	257.61	15	0.3	U	0.3	U	0.3	U				
Nickel	231.604	40	1.1	U	1.1	U	1.1	U				
Potassium	766.491	5000	500.0	U	500.0	U	500.0	U				
Selenium	220.353	5	2.5	U	2.5	U	2.5	U				
Silver	328.068	5	0.6	U	0.6	U	0.6	U				
Sodium	330.232	5000	**-550.0**	**B**	**-450.0**	**B**	**-590.0**	**B**				
Thallium	190.864	10	3.1	U	3.1	U	3.1	U				
Titanium	334.941	0	**0.0**		**0.0**		**0.0**					
Vanadium	292.402	50	1.0	U	1.0	U	1.0	U				
Zinc	213.856	20	**1.9**	**B**	**1.8**	**B**	**2.5**	**B**				

5.22.0

U Result is less than the MDL
B Result is between MDL and RL

Form 3 Equivalent

TestAmerica Pittsburgh

Metals Data Reporting Form

Continuing Calibration Blank Result

Instrument: CVAA **Units:** ug/L

Chart Number: G80827B.PRN

Standard Source: _____ **Standard ID:** _____

Element	WL/ Mass	Report Limit	CCB1 8/27/2008 11:17 AM		CCB2 8/27/2008 11:37 AM		CCB3 8/27/2008 11:57 AM		CCB4 8/27/2008 12:17 PM		CCB5 8/27/2008 12:37 PM	
			Found	Q	Found	Q	Found	Q	Found	Q	Found	Q
Mercury	253.7	0.2	0.1	U	0.1	U	0.1	U	0.1	U	-0.1	B

5.22.0

U Result is less than the MDL

B Result is between MDL and RL

Form 3 Equivalent

METHOD BLANK REPORT

TOTAL Metals

Client Lot #...: C8H230185 **Matrix.....:** WATER

PARAMETER	RESULT	REPORTING LIMIT	UNITS	METHOD	PREPARATION-ANALYSIS DATE	WORK ORDER #
MB Lot-Sample #: C8H250000-268 **Prep Batch #...:** 8238268						
Silver	ND	5.0	ug/L	SW846 6010B	08/25-09/03/08	KVP181AA
		Dilution Factor: 1				
		Analysis Time..: 17:40		Analyst ID.....: 022952	Instrument ID..: TRA	
Aluminum	ND	200	ug/L	SW846 6010B	08/25-09/03/08	KVP181AC
		Dilution Factor: 1				
		Analysis Time..: 17:40		Analyst ID.....: 022952	Instrument ID..: TRA	
Arsenic	ND	10.0	ug/L	SW846 6010B	08/25-09/03/08	KVP181AD
		Dilution Factor: 1				
		Analysis Time..: 17:40		Analyst ID.....: 022952	Instrument ID..: TRA	
Barium	**0.31 B**	**200**	**ug/L**	**SW846 6010B**	**08/25-09/03/08**	**KVP181AE**
		Dilution Factor: 1				
		Analysis Time..: 17:40		Analyst ID.....: 022952	Instrument ID..: TRA	
Beryllium	ND	4.0	ug/L	SW846 6010B	08/25-09/03/08	KVP181AF
		Dilution Factor: 1				
		Analysis Time..: 17:40		Analyst ID.....: 022952	Instrument ID..: TRA	
Calcium	**28.2 B**	**5000**	**ug/L**	**SW846 6010B**	**08/25-09/03/08**	**KVP181AG**
		Dilution Factor: 1				
		Analysis Time..: 17:40		Analyst ID.....: 022952	Instrument ID..: TRA	
Cadmium	ND	5.0	ug/L	SW846 6010B	08/25-09/03/08	KVP181AH
		Dilution Factor: 1				
		Analysis Time..: 17:40		Analyst ID.....: 022952	Instrument ID..: TRA	
Cobalt	ND	50.0	ug/L	SW846 6010B	08/25-09/03/08	KVP181AJ
		Dilution Factor: 1				
		Analysis Time..: 17:40		Analyst ID.....: 022952	Instrument ID..: TRA	
Chromium	ND	5.0	ug/L	SW846 6010B	08/25-09/03/08	KVP181AK
		Dilution Factor: 1				
		Analysis Time..: 17:40		Analyst ID.....: 022952	Instrument ID..: TRA	
Copper	ND	25.0	ug/L	SW846 6010B	08/25-09/03/08	KVP181AL
		Dilution Factor: 1				
		Analysis Time..: 17:40		Analyst ID.....: 022952	Instrument ID..: TRA	
Iron	ND	100	ug/L	SW846 6010B	08/25-09/03/08	KVP181AM
		Dilution Factor: 1				
		Analysis Time..: 17:40		Analyst ID.....: 022952	Instrument ID..: TRA	

(Continued on next page)

METHOD BLANK REPORT

TOTAL Metals

Client Lot #...: C8H230185 Matrix.....: WATER

PARAMETER	RESULT	REPORTING LIMIT	UNITS	METHOD	PREPARATION-ANALYSIS DATE	WORK ORDER #
Potassium	ND	5000	ug/L	SW846 6010B	08/25-09/03/08	KVP181AN
		Dilution Factor: 1				
		Analysis Time..: 17:40		Analyst ID.....: 022952	Instrument ID..: TRA	
Magnesium	**5.1 B**	**5000**	**ug/L**	**SW846 6010B**	**08/25-09/03/08**	**KVP181AP**
		Dilution Factor: 1				
		Analysis Time..: 17:40		Analyst ID.....: 022952	Instrument ID..: TRA	
Manganese	ND	15.0	ug/L	SW846 6010B	08/25-09/03/08	KVP181AQ
		Dilution Factor: 1				
		Analysis Time..: 17:40		Analyst ID.....: 022952	Instrument ID..: TRA	
Sodium	ND	5000	ug/L	SW846 6010B	08/25-09/03/08	KVP181AR
		Dilution Factor: 1				
		Analysis Time..: 17:40		Analyst ID.....: 022952	Instrument ID..: TRA	
Nickel	ND	40.0	ug/L	SW846 6010B	08/25-09/03/08	KVP181AT
		Dilution Factor: 1				
		Analysis Time..: 17:40		Analyst ID.....: 022952	Instrument ID..: TRA	
Lead	ND	3.0	ug/L	SW846 6010B	08/25-09/03/08	KVP181AU
		Dilution Factor: 1				
		Analysis Time..: 17:40		Analyst ID.....: 022952	Instrument ID..: TRA	
Selenium	ND	5.0	ug/L	SW846 6010B	08/25-09/03/08	KVP181AV
		Dilution Factor: 1				
		Analysis Time..: 17:40		Analyst ID.....: 022952	Instrument ID..: TRA	
Thallium	**3.7 B**	**10.0**	**ug/L**	**SW846 6010B**	**08/25-09/03/08**	**KVP181AW**
		Dilution Factor: 1				
		Analysis Time..: 17:40		Analyst ID.....: 022952	Instrument ID..: TRA	
Antimony	ND	10.0	ug/L	SW846 6010B	08/25-09/03/08	KVP181AX
		Dilution Factor: 1				
		Analysis Time..: 17:40		Analyst ID.....: 022952	Instrument ID..: TRA	
Vanadium	ND	50.0	ug/L	SW846 6010B	08/25-09/03/08	KVP181A0
		Dilution Factor: 1				
		Analysis Time..: 17:40		Analyst ID.....: 022952	Instrument ID..: TRA	
Zinc	**3.3 B**	**20.0**	**ug/L**	**SW846 6010B**	**08/25-09/03/08**	**KVP181A1**
		Dilution Factor: 1				
		Analysis Time..: 17:40		Analyst ID.....: 022952	Instrument ID..: TRA	

(Continued on next page)

METHOD BLANK REPORT

DISSOLVED Metals

Client Lot #...: C8H230185 **Matrix.....:** WATER

PARAMETER	RESULT	REPORTING LIMIT	UNITS	METHOD	PREPARATION-ANALYSIS DATE	WORK ORDER #
MB Lot-Sample #: C8H250000-266 **Prep Batch #...:** 8238266						
Silver	ND	5.0	ug/L	SW846 6010B	08/25-09/03/08	KVP141AA
		Dilution Factor: 1				
		Analysis Time..: 19:14		Analyst ID.....: 022952	Instrument ID..: TRA	
Aluminum	ND	200	ug/L	SW846 6010B	08/25-09/03/08	KVP141AC
		Dilution Factor: 1				
		Analysis Time..: 19:14		Analyst ID.....: 022952	Instrument ID..: TRA	
Arsenic	ND	10.0	ug/L	SW846 6010B	08/25-09/03/08	KVP141AD
		Dilution Factor: 1				
		Analysis Time..: 19:14		Analyst ID.....: 022952	Instrument ID..: TRA	
Barium	ND	200	ug/L	SW846 6010B	08/25-09/03/08	KVP141AE
		Dilution Factor: 1				
		Analysis Time..: 19:14		Analyst ID.....: 022952	Instrument ID..: TRA	
Beryllium	ND	4.0	ug/L	SW846 6010B	08/25-09/03/08	KVP141AF
		Dilution Factor: 1				
		Analysis Time..: 19:14		Analyst ID.....: 022952	Instrument ID..: TRA	
Calcium	**25.5 B**	**5000**	**ug/L**	**SW846 6010B**	**08/25-09/03/08**	**KVP141AG**
		Dilution Factor: 1				
		Analysis Time..: 19:14		Analyst ID.....: 022952	Instrument ID..: TRA	
Cadmium	ND	5.0	ug/L	SW846 6010B	08/25-09/03/08	KVP141AH
		Dilution Factor: 1				
		Analysis Time..: 19:14		Analyst ID.....: 022952	Instrument ID..: TRA	
Cobalt	ND	50.0	ug/L	SW846 6010B	08/25-09/03/08	KVP141AJ
		Dilution Factor: 1				
		Analysis Time..: 19:14		Analyst ID.....: 022952	Instrument ID..: TRA	
Chromium	ND	5.0	ug/L	SW846 6010B	08/25-09/03/08	KVP141AK
		Dilution Factor: 1				
		Analysis Time..: 19:14		Analyst ID.....: 022952	Instrument ID..: TRA	
Copper	ND	25.0	ug/L	SW846 6010B	08/25-09/03/08	KVP141AL
		Dilution Factor: 1				
		Analysis Time..: 19:14		Analyst ID.....: 022952	Instrument ID..: TRA	
Iron	ND	100	ug/L	SW846 6010B	08/25-09/03/08	KVP141AM
		Dilution Factor: 1				
		Analysis Time..: 19:14		Analyst ID.....: 022952	Instrument ID..: TRA	

(Continued on next page)

METHOD BLANK REPORT

DISSOLVED Metals

Client Lot #...: C8H230185 Matrix.....: WATER

PARAMETER	RESULT	REPORTING LIMIT	UNITS	METHOD	PREPARATION-ANALYSIS DATE	WORK ORDER #
Potassium	ND	5000	ug/L	SW846 6010B	08/25-09/03/08	KVP141AN
		Dilution Factor: 1				
		Analysis Time..: 19:14		Analyst ID.....: 022952	Instrument ID..: TRA	
Magnesium	ND	5000	ug/L	SW846 6010B	08/25-09/03/08	KVP141AP
		Dilution Factor: 1				
		Analysis Time..: 19:14		Analyst ID.....: 022952	Instrument ID..: TRA	
Manganese	ND	15.0	ug/L	SW846 6010B	08/25-09/03/08	KVP141AQ
		Dilution Factor: 1				
		Analysis Time..: 19:14		Analyst ID.....: 022952	Instrument ID..: TRA	
Sodium	ND	5000	ug/L	SW846 6010B	08/25-09/03/08	KVP141AR
		Dilution Factor: 1				
		Analysis Time..: 19:14		Analyst ID.....: 022952	Instrument ID..: TRA	
Nickel	ND	40.0	ug/L	SW846 6010B	08/25-09/03/08	KVP141AT
		Dilution Factor: 1				
		Analysis Time..: 19:14		Analyst ID.....: 022952	Instrument ID..: TRA	
Lead	ND	3.0	ug/L	SW846 6010B	08/25-09/03/08	KVP141AU
		Dilution Factor: 1				
		Analysis Time..: 19:14		Analyst ID.....: 022952	Instrument ID..: TRA	
Selenium	ND	5.0	ug/L	SW846 6010B	08/25-09/03/08	KVP141AV
		Dilution Factor: 1				
		Analysis Time..: 19:14		Analyst ID.....: 022952	Instrument ID..: TRA	
Thallium	ND	10.0	ug/L	SW846 6010B	08/25-09/03/08	KVP141AW
		Dilution Factor: 1				
		Analysis Time..: 19:14		Analyst ID.....: 022952	Instrument ID..: TRA	
Antimony	ND	10.0	ug/L	SW846 6010B	08/25-09/03/08	KVP141AX
		Dilution Factor: 1				
		Analysis Time..: 19:14		Analyst ID.....: 022952	Instrument ID..: TRA	
Vanadium	ND	50.0	ug/L	SW846 6010B	08/25-09/03/08	KVP141A0
		Dilution Factor: 1				
		Analysis Time..: 19:14		Analyst ID.....: 022952	Instrument ID..: TRA	
Zinc	**3.3 B**	**20.0**	**ug/L**	**SW846 6010B**	**08/25-09/03/08**	**KVP141A1**
		Dilution Factor: 1				
		Analysis Time..: 19:14		Analyst ID.....: 022952	Instrument ID..: TRA	

(Continued on next page)

TestAmerica Pittsburgh

Metals Data Reporting Form

Serial Dilution RPD Report

Serial Dilution Sample ID: KVN8GPF

Original Sample ID: KVN8GF **Client ID:** WP/SB-2PF

Matrix: Water **Units:** ug/L **Prep Date:** 8/25/2008 **Prep Batch:** 8238266

Weight: NA **Volume:** 50 **Percent Moisture:** NA

Element	WL/ Mass	OS Conc	Q	Serial Dilution Conc	Q	Percent Diff	OS DF	Ser Dil DF	Instr	OS Anal Date	OS Anal Time	Ser Dil Anal Date	Ser Dil Anal Time
Aluminum	308.215	55.5	B	62.8	B		1	5	ICPST	9/3/2008	19:41	9/3/2008	19:47
Antimony	220.353	2.9	U	14.5	U		1	5	ICPST	9/3/2008	19:41	9/3/2008	19:47
Arsenic	189.042	8.8	B	11.2	U		1	5	ICPST	9/3/2008	19:41	9/3/2008	19:47
Barium	493.409	26.5	B	26.0	B	1.9	1	5	ICPST	9/3/2008	19:41	9/3/2008	19:47
Beryllium	313.042	0.52	B	1.6	U		1	5	ICPST	9/3/2008	19:41	9/3/2008	19:47
Cadmium	226.502	0.23	U	1.2	U		1	5	ICPST	9/3/2008	19:41	9/3/2008	19:47
Calcium	317.933	23000		22500	B	2.3	1	5	ICPST	9/3/2008	19:41	9/3/2008	19:47
Chromium	267.716	2.3	B	5.8	U		1	5	ICPST	9/3/2008	19:41	9/3/2008	19:47
Cobalt	228.616	56.1		53.9	B	3.9	1	5	ICPST	9/3/2008	19:41	9/3/2008	19:47
Copper	324.753	0.72	U	3.6	U		1	5	ICPST	9/3/2008	19:41	9/3/2008	19:47
Iron	271.441	60400		59000		2.4	1	5	ICPST	9/3/2008	19:41	9/3/2008	19:47
Lead	220.353	2.4	U	12.0	U		1	5	ICPST	9/3/2008	19:41	9/3/2008	19:47
Magnesium	279.078	19300		18600	B	3.7	1	5	ICPST	9/3/2008	19:41	9/3/2008	19:47
Manganese	257.61	4010		3910		2.3	1	5	ICPST	9/3/2008	19:41	9/3/2008	19:47
Nickel	231.604	50.9		47.8	B		1	5	ICPST	9/3/2008	19:41	9/3/2008	19:47
Potassium	766.491	5080		5140	B		1	5	ICPST	9/3/2008	19:41	9/3/2008	19:47
Selenium	220.353	2.5	U	12.5	U		1	5	ICPST	9/3/2008	19:41	9/3/2008	19:47
Silver	328.068	0.89	B	3.0	U		1	5	ICPST	9/3/2008	19:41	9/3/2008	19:47
Sodium	330.232	30000		28600		4.8	1	5	ICPST	9/3/2008	19:41	9/3/2008	19:47
Thallium	190.864	4.7	B	15.4	U		1	5	ICPST	9/3/2008	19:41	9/3/2008	19:47
Titanium	334.941	0.0		0.0			1	5	ICPST	9/3/2008	19:41	9/3/2008	19:47
Vanadium	292.402	2.8	B	5.0	U		1	5	ICPST	9/3/2008	19:41	9/3/2008	19:47
Zinc	213.856	73.3		85.9	B E	17.2	1	5	ICPST	9/3/2008	19:41	9/3/2008	19:47

Comments:

5.22.0

U Result is less than the MDL

B Result is between MDL and RL

E Serial dilution percent difference not within limits

Form 9 Equivalent

TestAmerica Pittsburgh

Metals Data Reporting Form

Serial Dilution RPD Report

Serial Dilution Sample ID: KVN8GP

Original Sample ID: KVN8G **Client ID:** WP/SB-2P

Matrix: Water **Units:** ug/L **Prep Date:** 8/25/2008 **Prep Batch:** 8238268

Weight: NA **Volume:** 50 **Percent Moisture:** NA

Element	WL/ Mass	OS Conc	Q	Serial Dilution Conc	Q	Percent Diff	OS DF	Ser Dil DF	Instr	OS Anal Date	OS Anal Time	Ser Dil Anal Date	Ser Dil Anal Time
Aluminum	308.215	7420		7270		2.0	1	5	ICPST	9/3/2008	18:41	9/3/2008	18:46
Antimony	220.353	2.9	U	14.5	U		1	5	ICPST	9/3/2008	18:41	9/3/2008	18:46
Arsenic	189.042	14.6		14.2	B		1	5	ICPST	9/3/2008	18:41	9/3/2008	18:46
Barium	493.409	59.8	B	58.6	B	2.1	1	5	ICPST	9/3/2008	18:41	9/3/2008	18:46
Beryllium	313.042	1.2	B	2.0	B		1	5	ICPST	9/3/2008	18:41	9/3/2008	18:46
Cadmium	226.502	0.30	B	1.2	U		1	5	ICPST	9/3/2008	18:41	9/3/2008	18:46
Calcium	317.933	25400		25100		1.3	1	5	ICPST	9/3/2008	18:41	9/3/2008	18:46
Chromium	267.716	24.9		26.0			1	5	ICPST	9/3/2008	18:41	9/3/2008	18:46
Cobalt	228.616	58.6		57.8	B	1.4	1	5	ICPST	9/3/2008	18:41	9/3/2008	18:46
Copper	324.753	12.8	B	7.5	B		1	5	ICPST	9/3/2008	18:41	9/3/2008	18:46
Iron	271.441	73700		72500		1.6	1	5	ICPST	9/3/2008	18:41	9/3/2008	18:46
Lead	220.353	14.0		14.8	B		1	5	ICPST	9/3/2008	18:41	9/3/2008	18:46
Magnesium	279.078	20100		19700	B	2.4	1	5	ICPST	9/3/2008	18:41	9/3/2008	18:46
Manganese	257.61	3970		3910		1.6	1	5	ICPST	9/3/2008	18:41	9/3/2008	18:46
Nickel	231.604	56.1		56.6	B	0.7	1	5	ICPST	9/3/2008	18:41	9/3/2008	18:46
Potassium	766.491	5750		5630	B		1	5	ICPST	9/3/2008	18:41	9/3/2008	18:46
Selenium	220.353	2.5	U	12.5	U		1	5	ICPST	9/3/2008	18:41	9/3/2008	18:46
Silver	328.068	0.67	B	3.0	U		1	5	ICPST	9/3/2008	18:41	9/3/2008	18:46
Sodium	330.232	28600		28200		1.4	1	5	ICPST	9/3/2008	18:41	9/3/2008	18:46
Thallium	190.864	3.1	U	15.4	U		1	5	ICPST	9/3/2008	18:41	9/3/2008	18:46
Titanium	334.941	0.0		0.0			1	5	ICPST	9/3/2008	18:41	9/3/2008	18:46
Vanadium	292.402	29.6	B	36.6	B		1	5	ICPST	9/3/2008	18:41	9/3/2008	18:46
Zinc	213.856	90.9		105	E	15.0	1	5	ICPST	9/3/2008	18:41	9/3/2008	18:46

Comments:

5.22.0

U Result is less than the MDL
B Result is between MDL and RL
E Serial dilution percent difference not within limits

Form 9 Equivalent

TestAmerica Pittsburgh

Metals Data Reporting Form

Contract Required Detection Limit Standard

Instrument: ICPST **Units:** ug/L

Chart Number: T80903A.ARC **Acceptable Range:** 50% - 150%

Standard Source: Inorganic Ventures **Standard ID:** MET3443-08

Element	WL/ Mass	True Conc	CRA/RLV 9/3/2008 9:36 AM Found	% Rec	Found	% Rec	Found	% Rec	Found	% Rec	Found	% Rec
Aluminum	308.215	200.0	196.67	**98.3**								
Antimony	220.353	10.0	10.25	**102.5**								
Arsenic	189.042	10.0	9.77	**97.7**								
Barium	493.409	200.0	201.82	**100.9**								
Beryllium	313.042	4.0	3.99	**99.8**								
Cadmium	226.502	5.0	5.00	**100.0**								
Calcium	317.933	5000.0	5173.93	**103.5**								
Chromium	267.716	5.0	5.67	**113.4**								
Cobalt	228.616	50.0	49.53	**99.1**								
Copper	324.753	25.0	26.11	**104.4**								
Iron	271.441	100.0	89.40	**89.4**								
Lead	220.353	3.0	3.61	**120.3**								
Magnesium	279.078	5000.0	4949.97	**99.0**								
Manganese	257.61	15.0	13.56	**90.4**								
Nickel	231.604	40.0	40.48	**101.2**								
Potassium	766.491	5000.0	4389.50	**87.8**								
Selenium	220.353	5.0	6.83	**136.6**								
Silver	328.068	5.0	5.38	**107.6**								
Sodium	330.232	5000.0	4855.95	**97.1**								
Thallium	190.864	10.0	10.12	**101.2**								
Titanium	334.941	0.0	0.00	**0.0**								
Vanadium	292.402	50.0	52.26	**104.5**								
Zinc	213.856	20.0	22.32	**111.6**								

MATRIX SPIKE SAMPLE EVALUATION REPORT

TOTAL Metals

Client Lot #...: C8H230185 **Matrix.....:** WATER
Date Sampled...: 08/22/08 **Date Received..:** 08/23/08

PARAMETER	PERCENT RECOVERY	RECOVERY LIMITS	RPD	RPD LIMITS	METHOD	PREPARATION-ANALYSIS DATE	WORK ORDER #
MS Lot-Sample #: C8H230185-001 **Prep Batch #...:** 8238268							
Silver	108	(75 - 125)			SW846 6010B	08/25-09/03/08	KVN8G1ED
	108	(75 - 125)	0.71	(0-20)	SW846 6010B	08/25-09/03/08	KVN8G1EE
		Dilution Factor: 1					
		Analysis Time..: 18:52 Instrument ID..: TRACEICP Analyst ID.....: 022952					
		MS Run #.....: 8238165					
Aluminum	817 N	(75 - 125)			SW846 6010B	08/25-09/03/08	KVN8G1EF
	828 N	(75 - 125)	0.87	(0-20)	SW846 6010B	08/25-09/03/08	KVN8G1EG
		Dilution Factor: 1					
		Analysis Time..: 18:52 Instrument ID..: TRACEICP Analyst ID.....: 022952					
		MS Run #.....: 8238165					
Arsenic	100	(75 - 125)			SW846 6010B	08/25-09/03/08	KVN8G1EH
	100	(75 - 125)	0.65	(0-20)	SW846 6010B	08/25-09/03/08	KVN8G1EJ
		Dilution Factor: 1					
		Analysis Time..: 18:52 Instrument ID..: TRACEICP Analyst ID.....: 022952					
		MS Run #.....: 8238165					
Barium	103	(75 - 125)			SW846 6010B	08/25-09/03/08	KVN8G1EK
	102	(75 - 125)	0.85	(0-20)	SW846 6010B	08/25-09/03/08	KVN8G1EL
		Dilution Factor: 1					
		Analysis Time..: 18:52 Instrument ID..: TRACEICP Analyst ID.....: 022952					
		MS Run #.....: 8238165					
Beryllium	103	(75 - 125)			SW846 6010B	08/25-09/03/08	KVN8G1EM
	102	(75 - 125)	1.2	(0-20)	SW846 6010B	08/25-09/03/08	KVN8G1EN
		Dilution Factor: 1					
		Analysis Time..: 18:52 Instrument ID..: TRACEICP Analyst ID.....: 022952					
		MS Run #.....: 8238165					
Calcium	105	(75 - 125)			SW846 6010B	08/25-09/03/08	KVN8G1EP
	103	(75 - 125)	0.97	(0-20)	SW846 6010B	08/25-09/03/08	KVN8G1EQ
		Dilution Factor: 1					
		Analysis Time..: 18:52 Instrument ID..: TRACEICP Analyst ID.....: 022952					
		MS Run #.....: 8238165					
Cadmium	99	(75 - 125)			SW846 6010B	08/25-09/03/08	KVN8G1ER
	98	(75 - 125)	1.1	(0-20)	SW846 6010B	08/25-09/03/08	KVN8G1ET
		Dilution Factor: 1					
		Analysis Time..: 18:52 Instrument ID..: TRACEICP Analyst ID.....: 022952					
		MS Run #.....: 8238165					

(Continued on next page)

MATRIX SPIKE SAMPLE DATA REPORT

TOTAL Metals

Client Lot #...: C8H230185 **Matrix.....:** WATER
Date Sampled...: 08/22/08 **Date Received..:** 08/23/08

PARAMETER	SAMPLE AMOUNT	SPIKE AMT	MEASRD AMOUNT	UNITS	PERCNT RECVRY	RPD	METHOD	PREPARATION-ANALYSIS DATE	WORK ORDER #
MS Lot-Sample #: C8H230185-001 **Prep Batch #...:** 8238268									
Silver									
	0.67	50.0	54.8	ug/L	108		SW846 6010B	08/25-09/03/08	KVN8G1ED
	0.67	50.0	54.5	ug/L	108	0.71	SW846 6010B	08/25-09/03/08	KVN8G1EE
			Dilution Factor: 1						
			Analysis Time..: 18:52		Instrument ID..: TRACEICP		Analyst ID.....: 022952		
			MS Run #.....: 8238165						
Aluminum									
	7420	2000	23800 N	ug/L	817		SW846 6010B	08/25-09/03/08	KVN8G1EF
	7420	2000	24000 N	ug/L	828	0.87	SW846 6010B	08/25-09/03/08	KVN8G1EG
			Dilution Factor: 1						
			Analysis Time..: 18:52		Instrument ID..: TRACEICP		Analyst ID.....: 022952		
			MS Run #.....: 8238165						
Arsenic									
	14.6	2000	2020	ug/L	100		SW846 6010B	08/25-09/03/08	KVN8G1EH
	14.6	2000	2000	ug/L	100	0.65	SW846 6010B	08/25-09/03/08	KVN8G1EJ
			Dilution Factor: 1						
			Analysis Time..: 18:52		Instrument ID..: TRACEICP		Analyst ID.....: 022952		
			MS Run #.....: 8238165						
Barium									
	59.8	2000	2130	ug/L	103		SW846 6010B	08/25-09/03/08	KVN8G1EK
	59.8	2000	2110	ug/L	102	0.85	SW846 6010B	08/25-09/03/08	KVN8G1EL
			Dilution Factor: 1						
			Analysis Time..: 18:52		Instrument ID..: TRACEICP		Analyst ID.....: 022952		
			MS Run #.....: 8238165						
Beryllium									
	1.2	50.0	52.8	ug/L	103		SW846 6010B	08/25-09/03/08	KVN8G1EM
	1.2	50.0	52.2	ug/L	102	1.2	SW846 6010B	08/25-09/03/08	KVN8G1EN
			Dilution Factor: 1						
			Analysis Time..: 18:52		Instrument ID..: TRACEICP		Analyst ID.....: 022952		
			MS Run #.....: 8238165						
Calcium									
	25400	50000	77700	ug/L	105		SW846 6010B	08/25-09/03/08	KVN8G1EP
	25400	50000	77000	ug/L	103	0.97	SW846 6010B	08/25-09/03/08	KVN8G1EQ
			Dilution Factor: 1						
			Analysis Time..: 18:52		Instrument ID..: TRACEICP		Analyst ID.....: 022952		
			MS Run #.....: 8238165						

(Continued on next page)

TABLE G-1
ANALYTICAL RESULTS FOR WELL POINTS
STRAWBERRY POINT
MIDDLE RIVER COMPLEX, MIDDLE RIVER, MARYLAND

	SAMPLE ID:	WP/SB-10	WP/SB-11	WP/SB-2	WP/SB-3	WP/SB-7
	LABORATORY ID:	C8H230185004	C8H230185005	C8H230185001	C8H230185003	C8H230185002
	SAMPLE DATE:	8/22/2008	8/22/2008	8/22/2008	8/22/2008	8/22/2008
INORGANICS (ug/L)						
ALUMINUM		76500 J		7420 J	78100 J	238 J
ANTIMONY		14.5 U		2.9 U	14.5 U	2.9 U
ARSENIC		17.4		14.6	25.6	4.6
BARIUM		24.7		59.8	13.1	38.7
BERYLLIUM		49.8		1.2 B	66	0.5 B
CADMIUM		1.2 U		0.3	20.4	0.54
CALCIUM		38900		25400	13200	48000
CHROMIUM		17 B		24.9	10.8 B	2.3 B
COBALT		414		58.6	763	29.2
COPPER		3.6 UJ		12.8 J	24.8 J	1.1 J
IRON		248000		73700	88000	7640
LEAD		12 U		14	14	2.4 U
MAGNESIUM		92600		20100	49200	23700
MANGANESE		33300		3970	15000	2300
MERCURY		0.071 J		0.055 UJ	0.055 UJ	0.055 UJ
NICKEL		506		56.1	931	57.6
POTASSIUM		14700		5750	10700	12700
SELENIUM		12.5 U		2.5 U	12.5 U	2.9 K
SILVER		3 U		0.67 B	3 U	0.83 B
SODIUM		21100 J		28600 J	8360 J	5890 J
THALLIUM		15.4 U		3.1 U	15.4 U	3.5 B
VANADIUM		38.6		29.6	25	3.3
ZINC		580 J		90.9 J	3100 J	68.4 J

TABLE G-1
ANALYTICAL RESULTS FOR WELL POINTS
STRAWBERRY POINT
MIDDLE RIVER COMPLEX, MIDDLE RIVER, MARYLAND

SAMPLE ID:	WP/SB-10	WP/SB-11	WP/SB-2	WP/SB-3	WP/SB-7
LABORATORY ID:	C8H230185004	C8H230185005	C8H230185001	C8H230185003	C8H230185002
SAMPLE DATE:	8/22/2008	8/22/2008	8/22/2008	8/22/2008	8/22/2008
INORGANICS FILTERED (ug/L)					
ALUMINUM	75200 J		55.5 B	78900 J	62 B
ANTIMONY	14.5 U		2.9 U	14.5 U	2.9 U
ARSENIC	17.4		8.8	22.5	3.8
BARIUM	24.4		26.5	14	39.6
BERYLLIUM	50		0.52 B	67.6	0.4 B
CADMIUM	1.2 U		0.23 U	20.6	0.32
CALCIUM	39200		23000	13700	48200
CHROMIUM	13.8 B		2.3 B	12.6 B	1.2 B
COBALT	417		56.1	796	28.7
COPPER	3.6 UJ		0.72 UJ	25.5 J	0.72 UJ
IRON	249000		60400	94600	8120
LEAD	12 U		2.4 U	12 U	2.4 U
MAGNESIUM	93500		19300	50700	23900
MANGANESE	33600		4010	15400	2350
MERCURY	0.055 UJ		0.055 UJ	0.055 UJ	0.055 UJ
NICKEL	509		50.9	970	55.7
POTASSIUM	14600		5080	11100	12700
SELENIUM	12.5 U		2.5 U	12.5 U	2.5 U
SILVER	3 U		0.89 B	3 U	0.6 B
SODIUM	21200 J		30000 J	9170 J	6000 J
THALLIUM	15.4 U		4.7 B	15.4 U	3.1 U
VANADIUM	33.3		2.8	17	1.8
ZINC	581 J		73.3 J	3210 J	64.5 J

TABLE G-1
ANALYTICAL RESULTS FOR WELL POINTS
STRAWBERRY POINT
MIDDLE RIVER COMPLEX, MIDDLE RIVER, MARYLAND

SAMPLE ID:	WP/SB-10	WP/SB-11	WP/SB-2	WP/SB-3	WP/SB-7
LABORATORY ID:	C8H230185004	C8H230185005	C8H230185001	C8H230185003	C8H230185002
SAMPLE DATE:	8/22/2008	8/22/2008	8/22/2008	8/22/2008	8/22/2008
SEMIVOLATILES (ug/L)					
1,1-BIPHENYL	9.6 U		9.7 U	9.5 U	9.8 U
2,2'-OXYBIS(1-CHLOROPROPANE)	9.6 U		9.7 U	9.5 U	9.8 U
2,4,5-TRICHLOROPHENOL	9.6 U		9.7 U	9.5 U	9.8 U
2,4,6-TRICHLOROPHENOL	9.6 U		9.7 U	9.5 U	9.8 U
2,4-DICHLOROPHENOL	9.6 U		9.7 U	9.5 U	9.8 U
2,4-DIMETHYLPHENOL	9.6 U		9.7 U	9.5 U	9.8 U
2,4-DINITROPHENOL	48 U		48 U	48 U	49 U
2,4-DINITROTOLUENE	9.6 U		9.7 U	9.5 U	9.8 U
2,6-DINITROTOLUENE	9.6 U		9.7 U	9.5 U	9.8 U
2-CHLORONAPHTHALENE	9.6 U		9.7 U	9.5 U	9.8 U
2-CHLOROPHENOL	9.6 U		9.7 U	9.5 U	9.8 U
2-METHYLNAPHTHALENE	9.6 U		9.7 U	9.5 U	9.8 U
2-METHYLPHENOL	9.6 U		9.7 U	9.5 U	9.8 U
2-NITROANILINE	48 U		48 U	48 U	49 U
2-NITROPHENOL	9.6 U		9.7 U	9.5 U	9.8 U
3,3'-DICHLOROBENZIDINE	48 U		48 U	48 U	49 U
3-NITROANILINE	48 U		48 U	48 U	49 U
4,6-DINITRO-2-METHYLPHENOL	48 U		48 U	48 U	49 U
4-BROMOPHENYL PHENYL ETHER	9.6 U		9.7 U	9.5 U	9.8 U
4-CHLORO-3-METHYLPHENOL	9.6 U		9.7 U	9.5 U	9.8 U
4-CHLOROANILINE	9.6 U		9.7 U	9.5 U	9.8 U
4-CHLOROPHENYL PHENYL ETHER	9.6 U		9.7 U	9.5 U	9.8 U
4-METHYLPHENOL	9.6 U		9.7 U	9.5 U	9.8 U

TABLE G-1
ANALYTICAL RESULTS FOR WELL POINTS
STRAWBERRY POINT
MIDDLE RIVER COMPLEX, MIDDLE RIVER, MARYLAND

SAMPLE ID:	WP/SB-10	WP/SB-11	WP/SB-2	WP/SB-3	WP/SB-7
LABORATORY ID:	C8H230185004	C8H230185005	C8H230185001	C8H230185003	C8H230185002
SAMPLE DATE:	8/22/2008	8/22/2008	8/22/2008	8/22/2008	8/22/2008
4-NITROANILINE	48 U		48 U	48 U	49 U
4-NITROPHENOL	48 U		48 U	48 U	49 U
ACENAPHTHENE	9.6 U		2.9 J	9.5 U	9.8 U
ACENAPHTHYLENE	9.6 U		9.7 U	9.5 U	9.8 U
ACETOPHENONE	9.6 U		9.7 U	9.5 U	9.8 U
ANTHRACENE	9.6 U		9.7 U	9.5 U	9.8 U
ATRAZINE	9.6 U		9.7 U	9.5 U	9.8 U
BENZALDEHYDE	9.6 U		9.7 U	9.5 U	9.8 U
BENZO(A)ANTHRACENE	9.6 U		1.9 J	9.5 U	9.8 U
BENZO(A)PYRENE	9.6 U		1.7 J	9.5 U	9.8 U
BENZO(B)FLUORANTHENE	9.6 U		1.2 J	9.5 U	9.8 U
BENZO(G,H,I)PERYLENE	9.6 U		1.8 J	9.5 U	9.8 U
BENZO(K)FLUORANTHENE	9.6 U		1.8 J	9.5 U	9.8 U
BIS(2-CHLOROETHOXY)METHANE	9.6 U		9.7 U	9.5 U	9.8 U
BIS(2-CHLOROETHYL)ETHER	9.6 U		9.7 U	9.5 U	9.8 U
BIS(2-ETHYLHEXYL)PHTHALATE	9.6 U		2.4 J	9.5 U	9.8 U
BUTYL BENZYL PHTHALATE	9.6 U		9.7 U	9.5 U	9.8 U
CAPROLACTAM	9.6 U		9.7 U	9.5 U	9.8 U
CARBAZOLE	9.6 U		9.7 U	9.5 U	9.8 U
CHRYSENE	9.6 U		2.3 J	9.5 U	9.8 U
DIBENZO(A,H)ANTHRACENE	9.6 U		2.6 J	9.5 U	9.8 U
DIBENZOFURAN	9.6 U		0.64 J	9.5 U	9.8 U
DIETHYL PHTHALATE	9.6 U		9.7 U	9.5 U	9.8 U
DIMETHYL PHTHALATE	9.6 U		9.7 U	9.5 U	9.8 U

TABLE G-1
ANALYTICAL RESULTS FOR WELL POINTS
STRAWBERRY POINT
MIDDLE RIVER COMPLEX, MIDDLE RIVER, MARYLAND

SAMPLE ID:	WP/SB-10	WP/SB-11	WP/SB-2	WP/SB-3	WP/SB-7
LABORATORY ID:	C8H230185004	C8H230185005	C8H230185001	C8H230185003	C8H230185002
SAMPLE DATE:	8/22/2008	8/22/2008	8/22/2008	8/22/2008	8/22/2008
DI-N-BUTYL PHTHALATE	9.6 U		9.7 U	9.5 U	9.8 U
DI-N-OCTYL PHTHALATE	9.6 U		9.7 U	9.5 U	9.8 U
FLUORANTHENE	9.6 U		0.73 J	9.5 U	9.8 U
FLUORENE	9.6 U		9.7 U	9.5 U	9.8 U
HEXACHLOROBENZENE	9.6 U		9.7 U	9.5 U	9.8 U
HEXACHLOROBUTADIENE	9.6 U		9.7 U	9.5 U	9.8 U
HEXACHLOROCYCLOPENTADIENE	48 U		48 U	48 U	49 U
HEXACHLOROETHANE	9.6 U		9.7 U	9.5 U	9.8 U
INDENO(1,2,3-CD)PYRENE	9.6 U		1.7 J	9.5 U	9.8 U
ISOPHORONE	9.6 U		9.7 U	9.5 U	9.8 U
NAPHTHALENE	9.6 U		1.4 J	9.5 U	9.8 U
NITROBENZENE	9.6 U		9.7 U	9.5 U	9.8 U
N-NITROSO-DI-N-PROPYLAMINE	9.6 U		9.7 U	9.5 U	9.8 U
N-NITROSODIPHENYLAMINE	9.6 U		9.7 U	9.5 U	9.8 U
PENTACHLOROPHENOL	48 U		48 U	48 U	49 U
PHENANTHRENE	9.6 U		0.55 J	9.5 U	9.8 U
PHENOL	9.6 U		9.7 U	9.5 U	9.8 U
PYRENE	9.6 U		0.69 J	9.5 U	9.8 U
VOLATILES (ug/L)					
1,1,1-TRICHLOROETHANE	5 U	5 U	5 U	5 U	5 U
1,1,2,2-TETRACHLOROETHANE	5 U	5 U	5 U	5 U	5 U
1,1,2-TRICHLOROETHANE	5 U	5 U	5 U	5 U	5 U
1,1,2-TRICHLOROTRIFLUOROETHANE	5 U	5 U	5 U	5 U	5 U
1,1-DICHLOROETHANE	5 U	5 U	5 U	5 U	5 U

TABLE G-1
ANALYTICAL RESULTS FOR WELL POINTS
STRAWBERRY POINT
MIDDLE RIVER COMPLEX, MIDDLE RIVER, MARYLAND

SAMPLE ID:	WP/SB-10	WP/SB-11	WP/SB-2	WP/SB-3	WP/SB-7
LABORATORY ID:	C8H230185004	C8H230185005	C8H230185001	C8H230185003	C8H230185002
SAMPLE DATE:	8/22/2008	8/22/2008	8/22/2008	8/22/2008	8/22/2008
1,1-DICHLOROETHENE	5 U	5 U	5 U	5 U	5 U
1,2,4-TRICHLOROBENZENE	5 U	5 U	5 U	5 U	5 U
1,2-DIBROMO-3-CHLOROPROPANE	5 U	5 U	5 U	5 U	5 U
1,2-DIBROMOETHANE	5 U	5 U	5 U	5 U	5 U
1,2-DICHLOROBENZENE	5 U	5 U	5 U	5 U	5 U
1,2-DICHLOROETHANE	5 U	5 U	5 U	5 U	5 U
1,2-DICHLOROPROPANE	5 U	5 U	5 U	5 U	5 U
1,3-DICHLOROBENZENE	5 U	5 U	5 U	5 U	5 U
1,4-DICHLOROBENZENE	5 U	5 U	5 U	5 U	5 U
2-BUTANONE	5 U	5 U	5 U	5 U	5 U
2-HEXANONE	5 U	5 U	5 U	5 U	5 U
4-METHYL-2-PENTANONE	5 U	5 U	5 U	5 U	5 U
ACETONE	20 U	20 U	20 U	20 U	20 U
BENZENE	5 U	5 U	5 U	5 U	5 U
BROMODICHLOROMETHANE	5 U	5 U	5 U	5 U	5 U
BROMOFORM	5 U	5 U	5 U	5 U	5 U
BROMOMETHANE	5 U	5 U	5 U	5 U	5 U
CARBON DISULFIDE	5 U	5 U	5 U	5 U	5 U
CARBON TETRACHLORIDE	5 U	5 U	5 U	5 U	5 U
CHLOROBENZENE	5 U	5 U	5 U	5 U	5 U
CHLORODIBROMOMETHANE	5 U	5 U	5 U	5 U	5 U
CHLOROETHANE	5 U	5 U	5 U	5 U	5 U
CHLOROFORM	5 U	5 U	5 U	5 U	5 U
CHLOROMETHANE	5 U	5 U	5 U	5 U	5 U

TABLE G-1
ANALYTICAL RESULTS FOR WELL POINTS
STRAWBERRY POINT
MIDDLE RIVER COMPLEX, MIDDLE RIVER, MARYLAND

SAMPLE ID:	WP/SB-10	WP/SB-11	WP/SB-2	WP/SB-3	WP/SB-7
LABORATORY ID:	C8H230185004	C8H230185005	C8H230185001	C8H230185003	C8H230185002
SAMPLE DATE:	8/22/2008	8/22/2008	8/22/2008	8/22/2008	8/22/2008
CIS-1,2-DICHLOROETHENE	5 U	5 U	5 U	5 U	5 U
CIS-1,3-DICHLOROPROPENE	5 U	5 U	5 U	5 U	5 U
CYCLOHEXANE	5 U	5 U	5 U	5 U	5 U
DICHLORODIFLUOROMETHANE	5 U	5 U	5 U	5 U	5 U
ETHYLBENZENE	5 U	5 U	5 U	5 U	5 U
ISOPROPYLBENZENE	5 U	5 U	5 U	5 U	5 U
METHYL ACETATE	5 U	5 U	5 U	5 U	5 U
METHYL CYCLOHEXANE	5 U	5 U	5 U	5 U	5 U
METHYL TERT-BUTYL ETHER	5 U	5 U	5 U	5 U	5 U
METHYLENE CHLORIDE	5 U	5 U	5 U	5 U	5 U
STYRENE	5 U	5 U	5 U	5 U	5 U
TETRACHLOROETHENE	5 U	5 U	5 U	5 U	5 U
TOLUENE	5 U	12	5 U	5 U	5 U
TOTAL XYLENES	15 U	15 U	15 U	15 U	15 U
TRANS-1,2-DICHLOROETHENE	5 U	5 U	5 U	5 U	5 U
TRANS-1,3-DICHLOROPROPENE	5 U	5 U	5 U	5 U	5 U
TRICHLOROETHENE	5 U	5 U	5 U	5 U	5 U
TRICHLOROFLUOROMETHANE	5 U	5 U	5 U	5 U	5 U
VINYL CHLORIDE	5 U	5 U	5 U	5 U	5 U

TABLE G-2
ANALYTICAL RESULTS FOR TEST PITS
STRAWBERRY POINT
MIDDLE RIVER COMPLEX, MIDDLE RIVER, MARYLAND

SAMPLE ID:	TP-1-0506	TP-2-0708	TP-3-0506	TP-4-0506	TP-5-06	TP-6-0506	TP-7-0506
LABORATORY ID:	C8H150236013	C8H150236016	C8H150236012	C8H150236019	C8H150236002	C8H150236011	C8H150236007
SAMPLE DATE:	8/13/2008	8/14/2008	8/13/2008	8/14/2008	8/12/2008	8/13/2008	8/13/2008
DEPTH:	5 - 6	7 - 8	5 - 6	5 - 6	6	5 - 6	5 - 6
INORGANICS (mg/kg)							
ALUMINUM	18100	17700	9150	16300	15100	11500	7780
ANTIMONY	0.19 L	0.17 UL	0.11 UL	0.17 UL	0.15 UL	0.14 UL	0.14 UL
ARSENIC	7.9	9.8	4.1	8.5	9.3	5.2	4.6
BARIUM	41.6	41.5	38	39.4	32.2	30.9	20.9
BERYLLIUM	1.7	1.7	0.59	1.6	1.3	0.89	0.76
CADMIUM	0.12 K	0.086 K	0.055 U	0.1 K	0.3 K	0.3 K	0.22 K
CALCIUM	1160	1260	93.8	1450	229	242	745
CHROMIUM	34.4 K	32.3 K	13.6 K	30.8 K	32 K	21 K	18.3 K
COBALT	16.4	16.4	4.7	15.7	21.6	13.3	7.9
COPPER	17.6	19.1	6.1	15.6	20	15.7	10.4
IRON	36600	39500	12100	36600	22000	20400	17100
LEAD	21	23.3	6.1	18.6	18.2	12.9	11.2
MAGNESIUM	5700	5670	1010	5690	2590	1950	2210
MANGANESE	1200 K	1160 K	52.3 K	2070 K	299 K	252 K	479 K
MERCURY	0.051	0.07	0.019	0.049	0.068	0.044	0.033
NICKEL	27.8	28.5	7.7	25.3	30.9	17	12.7
POTASSIUM	2540	2310	345 L	2610	1440 L	1120 L	1090 L
SELENIUM	0.53 UL	0.53 UL	0.34 UL	0.54 UL	0.47 L	0.43 UL	0.43 UL
SILVER	0.38 B	0.42 B	0.061 B	0.6	0.059 U	0.099 B	0.27 B
SODIUM	727 L	1220 L	16.3 UL	896 L	22.3 UL	139 L	40.8 L
THALLIUM	1.6 B	1.5 B	0.37 U	1.5 B	1.3 B	0.75 B	0.48 U
VANADIUM	42.9	42.5	26.5	40.1	32.6	22.1	20.6
ZINC	94.8	98.2	33.5	87	101	64.5	50.2
MISCELLANEOUS (%)							
PERCENT SOLIDS	54.2	54.5	85.6	53.2	62.6	66.6	66.9
PESTICIDES/PCBs (ug/kg)							
AROCLOR-1016							
AROCLOR-1221							
AROCLOR-1232							
AROCLOR-1242							

TABLE G-2
ANALYTICAL RESULTS FOR TEST PITS
STRAWBERRY POINT
MIDDLE RIVER COMPLEX, MIDDLE RIVER, MARYLAND

SAMPLE ID:	TP-1-0506	TP-2-0708	TP-3-0506	TP-4-0506	TP-5-06	TP-6-0506	TP-7-0506
LABORATORY ID:	C8H150236013	C8H150236016	C8H150236012	C8H150236019	C8H150236002	C8H150236011	C8H150236007
SAMPLE DATE:	8/13/2008	8/14/2008	8/13/2008	8/14/2008	8/12/2008	8/13/2008	8/13/2008
DEPTH:	5 - 6	7 - 8	5 - 6	5 - 6	6	5 - 6	5 - 6
AROCLOR-1248							
AROCLOR-1254							
AROCLOR-1260							
RADIONUCLIDES (pCi/g)							
GROSS ALPHA			23.8		24.5		23.6
GROSS BETA			17.2 J		25.9 J		17.6 J
SEMIVOLATILE SOIL (ug/kg)							
1,1-BIPHENYL	610 U	610 U	390 U	620 U	530 U	490 U	490 U
2,2'-OXYBIS(1-CHLOROPROPANE)	610 U	610 U	390 U	620 U	530 U	490 U	490 U
2,4,5-TRICHLOROPHENOL	610 U	610 U	390 U	620 U	530 U	490 U	490 U
2,4,6-TRICHLOROPHENOL	610 U	610 U	390 U	620 U	530 U	490 U	490 U
2,4-DICHLOROPHENOL	610 U	610 U	390 U	620 U	530 U	490 U	490 U
2,4-DIMETHYLPHENOL	610 U	610 U	390 U	620 U	530 U	490 U	490 U
2,4-DINITROPHENOL	3000 U	2900 U	1900 U	3000 U	2600 U	2400 U	2400 U
2,4-DINITROTOLUENE	610 U	610 U	390 U	620 U	530 U	490 U	490 U
2,6-DINITROTOLUENE	610 U	610 U	390 U	620 U	530 U	490 U	490 U
2-CHLORONAPHTHALENE	610 U	610 U	390 U	620 U	530 U	490 U	490 U
2-CHLOROPHENOL	610 U	610 U	390 U	620 U	530 U	490 U	490 U
2-METHYLNAPHTHALENE	610 U	610 U	390 U	620 U	530 U	490 U	490 U
2-METHYLPHENOL	610 U	610 U	390 U	620 U	530 U	490 U	490 U
2-NITROANILINE	3000 U	2900 U	1900 U	3000 U	2600 U	2400 U	2400 U
2-NITROPHENOL	610 U	610 U	390 U	620 U	530 U	490 U	490 U
3,3'-DICHLOROBENZIDINE	3000 U	2900 U	1900 U	3000 U	2600 U	2400 U	2400 U
3-NITROANILINE	3000 U	2900 U	1900 U	3000 U	2600 U	2400 U	2400 U
4,6-DINITRO-2-METHYLPHENOL	3000 U	2900 U	1900 U	3000 U	2600 U	2400 U	2400 U
4-BROMOPHENYL PHENYL ETHER	610 U	610 U	390 U	620 U	530 U	490 U	490 U
4-CHLORO-3-METHYLPHENOL	610 U	610 U	390 U	620 U	530 U	340 J	490 U
4-CHLOROANILINE	610 U	610 U	390 U	620 U	530 U	490 U	490 U
4-CHLOROPHENYL PHENYL ETHER	610 U	610 U	390 U	620 U	530 U	490 U	490 U
4-METHYLPHENOL	610 U	610 U	390 U	620 U	530 U	490 U	490 U
4-NITROANILINE	3000 U	2900 U	1900 U	3000 U	2600 U	2400 U	2400 U

TABLE G-2
ANALYTICAL RESULTS FOR TEST PITS
STRAWBERRY POINT
MIDDLE RIVER COMPLEX, MIDDLE RIVER, MARYLAND

SAMPLE ID:	TP-1-0506	TP-2-0708	TP-3-0506	TP-4-0506	TP-5-06	TP-6-0506	TP-7-0506
LABORATORY ID:	C8H150236013	C8H150236016	C8H150236012	C8H150236019	C8H150236002	C8H150236011	C8H150236007
SAMPLE DATE:	8/13/2008	8/14/2008	8/13/2008	8/14/2008	8/12/2008	8/13/2008	8/13/2008
DEPTH:	5 - 6	7 - 8	5 - 6	5 - 6	6	5 - 6	5 - 6
4-NITROPHENOL	3000 U	2900 U	1900 U	3000 U	2600 U	2400 U	2400 U
ACENAPHTHENE	610 U	610 U	390 U	620 U	530 U	490 U	490 U
ACENAPHTHYLENE	610 U	610 U	390 U	620 U	530 U	490 U	490 U
ACETOPHENONE	610 U	610 U	390 U	620 U	530 U	490 U	490 U
ANTHRACENE	610 U	610 U	390 U	620 U	530 U	490 U	490 U
ATRAZINE	610 U	610 U	390 U	620 U	530 U	490 U	490 U
BENZALDEHYDE	610 U	610 U	390 U	620 U	530 U	490 U	490 U
BENZO(A)ANTHRACENE	610 U	610 U	390 U	620 U	530 U	490 U	490 U
BENZO(A)PYRENE	610 U	610 U	390 U	620 U	530 U	490 U	490 U
BENZO(B)FLUORANTHENE	610 U	610 U	390 U	620 U	530 U	490 U	490 U
BENZO(G,H,I)PERYLENE	610 U	610 U	390 U	620 U	530 U	490 U	490 U
BENZO(K)FLUORANTHENE	610 U	610 U	390 U	620 U	530 U	490 U	490 U
BIS(2-CHLOROETHOXY)METHANE	610 U	610 U	390 U	620 U	530 U	490 U	490 U
BIS(2-CHLOROETHYL)ETHER	610 U	610 U	390 U	620 U	530 U	490 U	490 U
BIS(2-ETHYLHEXYL)PHTHALATE	610 U	610 U	390 U	620 U	530 U	490 U	490 U
BUTYL BENZYL PHTHALATE	610 U	610 U	390 U	620 U	530 U	490 U	490 U
CAPROLACTAM	610 U	610 U	390 U	620 U	530 U	490 U	490 U
CARBAZOLE	610 U	610 U	390 U	620 U	530 U	490 U	490 U
CHRYSENE	610 U	610 U	390 U	620 U	530 U	490 U	490 U
DIBENZO(A,H)ANTHRACENE	610 U	610 U	390 U	620 U	530 U	490 U	490 U
DIBENZOFURAN	610 U	610 U	390 U	620 U	530 U	490 U	490 U
DIETHYL PHTHALATE	610 U	610 U	390 U	620 U	530 U	490 U	490 U
DIMETHYL PHTHALATE	610 U	610 U	390 U	620 U	530 U	490 U	490 U
DI-N-BUTYL PHTHALATE	610 U	610 U	390 U	620 U	530 U	490 U	490 U
DI-N-OCTYL PHTHALATE	610 U	610 U	390 U	620 U	530 U	490 U	490 U
FLUORANTHENE	610 U	610 U	390 U	620 U	530 U	490 U	490 U
FLUORENE	610 U	610 U	390 U	620 U	530 U	490 U	490 U
HEXACHLOROBENZENE	610 U	610 U	390 U	620 U	530 U	490 U	490 U
HEXACHLOROBUTADIENE	610 U	610 U	390 U	620 U	530 U	490 U	490 U
HEXACHLOROCYCLOPENTADIENE	3000 U	2900 U	1900 U	3000 U	2600 U	2400 U	2400 U
HEXACHLOROETHANE	610 U	610 U	390 U	620 U	530 U	490 U	490 U

TABLE G-2
ANALYTICAL RESULTS FOR TEST PITS
STRAWBERRY POINT
MIDDLE RIVER COMPLEX, MIDDLE RIVER, MARYLAND

SAMPLE ID:	TP-1-0506	TP-2-0708	TP-3-0506	TP-4-0506	TP-5-06	TP-6-0506	TP-7-0506
LABORATORY ID:	C8H150236013	C8H150236016	C8H150236012	C8H150236019	C8H150236002	C8H150236011	C8H150236007
SAMPLE DATE:	8/13/2008	8/14/2008	8/13/2008	8/14/2008	8/12/2008	8/13/2008	8/13/2008
DEPTH:	5 - 6	7 - 8	5 - 6	5 - 6	6	5 - 6	5 - 6
INDENO(1,2,3-CD)PYRENE	610 U	610 U	390 U	620 U	530 U	490 U	490 U
ISOPHORONE	610 U	610 U	390 U	620 U	530 U	490 U	490 U
NAPHTHALENE	30 J	38 J	390 U	620 U	530 U	490 U	490 U
NITROBENZENE	610 U	610 U	390 U	620 U	530 U	490 U	490 U
N-NITROSO-DI-N-PROPYLAMINE	610 U	610 U	390 U	620 U	530 U	490 U	490 U
N-NITROSODIPHENYLAMINE	610 U	610 U	390 U	620 U	530 U	490 U	490 U
PENTACHLOROPHENOL	3000 U	2900 U	1900 U	3000 U	2600 U	2400 U	2400 U
PHENANTHRENE	47 J	54 J	390 U	34 J	34 J	29 J	30 J
PHENOL	610 U	610 U	390 U	620 U	530 U	490 U	490 U
PYRENE	610 U	38 J	390 U	620 U	530 U	490 U	490 U
VOLATILE SOILS (ug/kg)							
1,1,1-TRICHLOROETHANE	9.2 U	9.2 U	5.8 U	9.4 U	8 U	7.5 U	7.5 U
1,1,2,2-TETRACHLOROETHANE	9.2 U	9.2 U	5.8 U	9.4 U	8 U	7.5 U	7.5 U
1,1,2-TRICHLOROETHANE	9.2 U	9.2 U	5.8 U	9.4 U	8 U	7.5 U	7.5 U
1,1,2-TRICHLOROTRIFLUOROETHANE	9.2 U	9.2 U	5.8 U	9.4 U	8 U	7.5 U	7.5 U
1,1-DICHLOROETHANE	9.2 U	9.2 U	5.8 U	9.4 U	8 U	7.5 U	7.5 U
1,1-DICHLOROETHENE	9.2 U	9.2 U	5.8 U	9.4 U	8 U	7.5 U	7.5 U
1,2,4-TRICHLOROBENZENE	9.2 U	9.2 U	5.8 U	9.4 U	8 U	7.5 U	7.5 U
1,2-DIBROMO-3-CHLOROPROPANE	9.2 U	9.2 U	5.8 U	9.4 U	8 U	7.5 U	7.5 U
1,2-DIBROMOETHANE	9.2 U	9.2 U	5.8 U	9.4 U	8 U	7.5 U	7.5 U
1,2-DICHLOROBENZENE	9.2 U	9.2 U	5.8 U	9.4 U	8 U	7.5 U	7.5 U
1,2-DICHLOROETHANE	9.2 U	9.2 U	5.8 U	9.4 U	8 U	7.5 U	7.5 U
1,2-DICHLOROPROPANE	9.2 U	9.2 U	5.8 U	9.4 U	8 U	7.5 U	7.5 U
1,3-DICHLOROBENZENE	9.2 U	9.2 U	5.8 U	9.4 U	8 U	7.5 U	7.5 U
1,4-DICHLOROBENZENE	9.2 U	9.2 U	5.8 U	9.4 U	8 U	7.5 U	7.5 U
2-BUTANONE	9.2 U	9.2 U	5.8 U	8.3 J	19	7.5 U	11
2-HEXANONE	9.2 U	9.2 U	5.8 U	9.4 U	8 U	7.5 U	7.5 U
4-METHYL-2-PENTANONE	9.2 U	9.2 U	5.8 U	9.4 U	8 U	7.5 U	7.5 U
ACETONE	37 U	17 J	23 U	37 J	110 J	30 U	26 J
BENZENE	9.2 U	9.2 U	5.8 U	9.4 U	8 U	7.5 U	7.5 U
BROMODICHLOROMETHANE	9.2 U	9.2 U	5.8 U	9.4 U	8 U	7.5 U	7.5 U

TABLE G-2
ANALYTICAL RESULTS FOR TEST PITS
STRAWBERRY POINT
MIDDLE RIVER COMPLEX, MIDDLE RIVER, MARYLAND

SAMPLE ID:	TP-1-0506	TP-2-0708	TP-3-0506	TP-4-0506	TP-5-06	TP-6-0506	TP-7-0506
LABORATORY ID:	C8H150236013	C8H150236016	C8H150236012	C8H150236019	C8H150236002	C8H150236011	C8H150236007
SAMPLE DATE:	8/13/2008	8/14/2008	8/13/2008	8/14/2008	8/12/2008	8/13/2008	8/13/2008
DEPTH:	5 - 6	7 - 8	5 - 6	5 - 6	6	5 - 6	5 - 6
BROMOFORM	9.2 U	9.2 U	5.8 U	9.4 U	8 U	7.5 U	7.5 U
BROMOMETHANE	9.2 U	9.2 U	5.8 U	9.4 U	8 U	7.5 U	7.5 U
CARBON DISULFIDE	9.2 U	9.2 U	5.8 U	9.4 U	5.1 J	7.5 U	7.5 U
CARBON TETRACHLORIDE	9.2 U	9.2 U	5.8 U	9.4 U	8 U	7.5 U	7.5 U
CHLOROBENZENE	9.2 U	9.2 U	5.8 U	9.4 U	8 U	7.5 U	7.5 U
CHLORODIBROMOMETHANE	9.2 U	9.2 U	5.8 U	9.4 U	8 U	7.5 U	7.5 U
CHLOROETHANE	9.2 U	9.2 U	5.8 U	9.4 U	8 U	7.5 U	7.5 U
CHLOROFORM	9.2 U	9.2 U	5.8 U	9.4 U	8 U	7.5 U	7.5 U
CHLOROMETHANE	9.2 U	9.2 U	5.8 U	9.4 U	8 U	7.5 U	7.5 U
CIS-1,2-DICHLOROETHENE	9.2 U	9.2 U	5.8 U	9.4 U	8 U	7.5 U	7.5 U
CIS-1,3-DICHLOROPROPENE	9.2 U	9.2 U	5.8 U	9.4 U	8 U	7.5 U	7.5 U
CYCLOHEXANE	9.2 U	9.2 U	5.8 U	9.4 U	8 U	7.5 U	7.5 U
DICHLORODIFLUOROMETHANE	9.2 U	9.2 U	5.8 U	9.4 U	8 U	7.5 U	7.5 U
ETHYLBENZENE	9.2 U	9.2 U	5.8 U	9.4 U	8 U	7.5 U	7.5 U
ISOPROPYLBENZENE	9.2 U	9.2 U	5.8 U	9.4 U	8 U	7.5 U	7.5 U
METHYL ACETATE	9.2 U	9.2 U	5.8 U	9.4 U	8 U	7.5 U	7.5 U
METHYL CYCLOHEXANE	9.2 U	9.2 U	5.8 U	9.4 U	8 U	7.5 U	7.5 U
METHYL TERT-BUTYL ETHER	9.2 U	9.2 U	5.8 U	9.4 U	8 U	7.5 U	7.5 U
METHYLENE CHLORIDE	9.2 U	9.2 U	0.8 J	9.4 U	8 U	7.5 U	7.5 U
STYRENE	9.2 U	9.2 U	5.8 U	9.4 U	8 U	7.5 U	7.5 U
TETRACHLOROETHENE	9.2 U	9.2 U	5.8 U	9.4 U	8 U	7.5 U	7.5 U
TOLUENE	9.2 U	9.2 U	5.8 U	9.4 U	8 U	7.5 U	7.5 U
TOTAL XYLENES	28 U	28 U	18 U	28 U	24 U	23 U	22 U
TRANS-1,2-DICHLOROETHENE	9.2 U	9.2 U	5.8 U	9.4 U	8 U	7.5 U	7.5 U
TRANS-1,3-DICHLOROPROPENE	9.2 U	9.2 U	5.8 U	9.4 U	8 U	7.5 U	7.5 U
TRICHLOROETHENE	9.2 U	9.2 U	5.8 U	9.4 U	8 U	7.5 U	7.5 U
TRICHLOROFLUOROMETHANE	9.2 U	9.2 U	5.8 U	9.4 U	8 U	7.5 U	7.5 U
VINYL CHLORIDE	9.2 U	9.2 U	5.8 U	9.4 U	8 U	7.5 U	7.5 U

TABLE G-2
ANALYTICAL RESULTS FOR TEST PITS
STRAWBERRY POINT
MIDDLE RIVER COMPLEX, MIDDLE RIVER, MARYLAND

SAMPLE ID:	TP-8-0506	TP-9-0405	TP-10-0506	TP-11-06	TP-12-0708	TP-13-0506	TP-14-0506
LABORATORY ID:	C8H150236009	C8H150236005	C8H150236004	C8H150236001	C8H150236018	C8H150236006	C8H150236014
SAMPLE DATE:	8/13/2008	8/12/2008	8/12/2008	8/12/2008	8/14/2008	8/12/2008	8/13/2008
DEPTH:	5 - 6	4 - 5	5 - 6	6	7 - 8	5 - 6	5 - 6
INORGANICS (mg/kg)							
ALUMINUM	712	2460	14200	13800	18100	2840	12500
ANTIMONY	0.094 UL	0.1 UL	0.31 L	0.2 L	0.18 UL	0.098 UL	0.12 UL
ARSENIC	1.4 K	8	8.6	8.9	10	1.9 K	5.7
BARIUM	4.1	18	39.3	35.2	46.7	10.8	37.8
BERYLLIUM	0.056 B	0.39	0.52	0.71	1.7	0.13 B	1.5
CADMIUM	0.048 U	0.052 U	0.067 U	0.068 U	0.1 K	0.05 U	0.09 K
CALCIUM	43.9	73.3	151	222	1330	54.4	765
CHROMIUM	2.9 K	13.7 K	36.1 K	29.2 K	32.5 K	6.4 K	22.8 K
COBALT	0.29 B	0.64	5.8	7	17.1	1.1	13.8
COPPER	2.2	22.9	21.8	13.5	18.9	4.1	11.5
IRON	4020	5220	38100	28600	38700	4480	22900
LEAD	1.8	5.5	17.3	15.9	22.8	4.1	13.6
MAGNESIUM	123	270	2500	2660	5900	487	3570
MANGANESE	5.9 K	7.4 K	196 K	228 K	1130 K	31.4 K	765 K
MERCURY	0.034 U	0.0079 U	0.046	0.036	0.079	0.008	0.04
NICKEL	0.42	0.95	11.8	13.3	29.5	2.4	22.5
POTASSIUM	166 L	485 L	2070	1770	2480	335 L	1590
SELENIUM	0.29 U	0.32 U	0.41 UL	0.42 UL	0.55 UL	0.31 U	0.38 UL
SILVER	0.065 B	0.083 B	0.18 B	0.2 B	0.37 B	0.039 U	0.19 B
SODIUM	33.9	15.4 U	34 L	37.3 L	1490 L	14.8 U	259 L
THALLIUM	0.33 U	0.35 U	1.7 B	1.2 B	0.92 B	0.34 U	0.6 B
VANADIUM	5.3	38	40.4	41.6	42.5	8.7	29.1
ZINC	3.1	4.8	55.5	53.7	104	9.9	68.3
MISCELLANEOUS (%)							
PERCENT SOLIDS	98	90.4	69.6	68.9	52.1	93.9	75.9
PESTICIDES/PCBs (ug/kg)							
AROCLOR-1016						35 U	
AROCLOR-1221						35 U	
AROCLOR-1232						35 U	
AROCLOR-1242						35 U	

TABLE G-2
ANALYTICAL RESULTS FOR TEST PITS
STRAWBERRY POINT
MIDDLE RIVER COMPLEX, MIDDLE RIVER, MARYLAND

SAMPLE ID:	TP-8-0506	TP-9-0405	TP-10-0506	TP-11-06	TP-12-0708	TP-13-0506	TP-14-0506
LABORATORY ID:	C8H150236009	C8H150236005	C8H150236004	C8H150236001	C8H150236018	C8H150236006	C8H150236014
SAMPLE DATE:	8/13/2008	8/12/2008	8/12/2008	8/12/2008	8/14/2008	8/12/2008	8/13/2008
DEPTH:	5 - 6	4 - 5	5 - 6	6	7 - 8	5 - 6	5 - 6
AROCLOR-1248						35 U	
AROCLOR-1254						35 U	
AROCLOR-1260						35 U	
RADIONUCLIDES (pCi/g)							
GROSS ALPHA			24.5				
GROSS BETA			24.8 J				
SEMIVOLATILE SOIL (ug/kg)							
1,1-BIPHENYL	340 U	370 U	460 U	480 U	630 U	350 U	430 U
2,2'-OXYBIS(1-CHLOROPROPANE)	340 U	370 U	460 U	480 U	630 U	350 U	430 U
2,4,5-TRICHLOROPHENOL	340 U	370 U	460 U	480 U	630 U	350 U	430 U
2,4,6-TRICHLOROPHENOL	340 U	370 U	460 U	480 U	630 U	350 U	430 U
2,4-DICHLOROPHENOL	340 U	370 U	460 U	480 U	630 U	350 U	430 U
2,4-DIMETHYLPHENOL	340 U	370 U	460 U	480 U	630 U	350 U	430 U
2,4-DINITROPHENOL	1600 U	1800 U	2200 U	2300 U	3100 U	1700 U	2100 U
2,4-DINITROTOLUENE	340 U	370 U	460 U	480 U	630 U	350 U	430 U
2,6-DINITROTOLUENE	340 U	370 U	460 U	480 U	630 U	350 U	430 U
2-CHLORONAPHTHALENE	340 U	370 U	460 U	480 U	630 U	350 U	430 U
2-CHLOROPHENOL	340 U	370 U	460 U	480 U	630 U	350 U	430 U
2-METHYLNAPHTHALENE	340 U	370 U	460 U	480 U	43 J	350 U	430 U
2-METHYLPHENOL	340 U	370 U	460 U	480 U	630 U	350 U	430 U
2-NITROANILINE	1600 U	1800 U	2200 U	2300 U	3100 U	1700 U	2100 U
2-NITROPHENOL	340 U	370 U	460 U	480 U	630 U	350 U	430 U
3,3'-DICHLOROBENZIDINE	1600 U	1800 U	2200 U	2300 U	3100 U	1700 U	2100 U
3-NITROANILINE	1600 U	1800 U	2200 U	2300 U	3100 U	1700 U	2100 U
4,6-DINITRO-2-METHYLPHENOL	1600 U	1800 U	2200 U	2300 U	3100 U	1700 U	2100 U
4-BROMOPHENYL PHENYL ETHER	340 U	370 U	460 U	480 U	630 U	350 U	430 U
4-CHLORO-3-METHYLPHENOL	340 U	370 U	460 U	480 U	630 U	350 U	430 U
4-CHLOROANILINE	340 U	370 U	460 U	480 U	630 U	350 U	430 U
4-CHLOROPHENYL PHENYL ETHER	340 U	370 U	460 U	480 U	630 U	350 U	430 U
4-METHYLPHENOL	340 U	370 U	460 U	480 U	630 U	350 U	430 U
4-NITROANILINE	1600 U	1800 U	2200 U	2300 U	3100 U	1700 U	2100 U

TABLE G-2
ANALYTICAL RESULTS FOR TEST PITS
STRAWBERRY POINT
MIDDLE RIVER COMPLEX, MIDDLE RIVER, MARYLAND

SAMPLE ID:	TP-8-0506	TP-9-0405	TP-10-0506	TP-11-06	TP-12-0708	TP-13-0506	TP-14-0506
LABORATORY ID:	C8H150236009	C8H150236005	C8H150236004	C8H150236001	C8H150236018	C8H150236006	C8H150236014
SAMPLE DATE:	8/13/2008	8/12/2008	8/12/2008	8/12/2008	8/14/2008	8/12/2008	8/13/2008
DEPTH:	5 - 6	4 - 5	5 - 6	6	7 - 8	5 - 6	5 - 6
4-NITROPHENOL	1600 U	1800 U	2200 U	2300 U	3100 U	1700 U	2100 U
ACENAPHTHENE	340 U	370 U	460 U	480 U	630 U	350 U	430 U
ACENAPHTHYLENE	340 U	370 U	460 U	480 U	630 U	350 U	430 U
ACETOPHENONE	340 U	370 U	460 U	480 U	630 U	350 U	430 U
ANTHRACENE	340 U	370 U	460 U	480 U	630 U	350 U	430 U
ATRAZINE	340 U	370 U	460 U	480 U	630 U	350 U	430 U
BENZALDEHYDE	340 U	370 U	460 U	480 U	630 U	350 U	430 U
BENZO(A)ANTHRACENE	340 U	370 U	460 U	480 U	630 U	350 U	430 U
BENZO(A)PYRENE	340 U	370 U	460 U	480 U	630 U	350 U	430 U
BENZO(B)FLUORANTHENE	340 U	370 U	460 U	480 U	630 U	350 U	430 U
BENZO(G,H,I)PERYLENE	340 U	370 U	460 U	480 U	630 U	350 U	430 U
BENZO(K)FLUORANTHENE	340 U	370 U	460 U	480 U	630 U	350 U	430 U
BIS(2-CHLOROETHOXY)METHANE	340 U	370 U	460 U	480 U	630 U	350 U	430 U
BIS(2-CHLOROETHYL)ETHER	340 U	370 U	460 U	480 U	630 U	350 U	430 U
BIS(2-ETHYLHEXYL)PHTHALATE	340 U	370 U	460 U	480 U	630 U	350 U	430 U
BUTYL BENZYL PHTHALATE	340 U	370 U	460 U	480 U	630 U	350 U	430 U
CAPROLACTAM	340 U	370 U	460 U	480 U	630 U	350 U	430 U
CARBAZOLE	340 U	370 U	460 U	480 U	630 U	350 U	430 U
CHRYSENE	340 U	370 U	460 U	480 U	630 U	350 U	430 U
DIBENZO(A,H)ANTHRACENE	340 U	370 U	460 U	480 U	630 U	350 U	430 U
DIBENZOFURAN	340 U	370 U	460 U	480 U	630 U	350 U	430 U
DIETHYL PHTHALATE	340 U	370 U	460 U	480 U	630 U	350 U	430 U
DIMETHYL PHTHALATE	340 U	370 U	460 U	480 U	630 U	350 U	430 U
DI-N-BUTYL PHTHALATE	340 U	370 U	460 U	480 U	630 U	350 U	430 U
DI-N-OCTYL PHTHALATE	340 U	370 U	460 U	480 U	630 U	350 U	430 U
FLUORANTHENE	340 U	370 U	460 U	480 U	51 J	350 U	430 U
FLUORENE	340 U	370 U	460 U	480 U	630 U	350 U	430 U
HEXACHLOROBENZENE	340 U	370 U	460 U	480 U	630 U	350 U	430 U
HEXACHLOROBUTADIENE	340 U	370 U	460 U	480 U	630 U	350 U	430 U
HEXACHLOROCYCLOPENTADIENE	1600 U	1800 U	2200 U	2300 U	3100 U	1700 U	2100 U
HEXACHLOROETHANE	340 U	370 U	460 U	480 U	630 U	350 U	430 U

TABLE G-2
ANALYTICAL RESULTS FOR TEST PITS
STRAWBERRY POINT
MIDDLE RIVER COMPLEX, MIDDLE RIVER, MARYLAND

SAMPLE ID:	TP-8-0506	TP-9-0405	TP-10-0506	TP-11-06	TP-12-0708	TP-13-0506	TP-14-0506
LABORATORY ID:	C8H150236009	C8H150236005	C8H150236004	C8H150236001	C8H150236018	C8H150236006	C8H150236014
SAMPLE DATE:	8/13/2008	8/12/2008	8/12/2008	8/12/2008	8/14/2008	8/12/2008	8/13/2008
DEPTH:	5 - 6	4 - 5	5 - 6	6	7 - 8	5 - 6	5 - 6
INDENO(1,2,3-CD)PYRENE	340 U	370 U	460 U	480 U	630 U	350 U	430 U
ISOPHORONE	340 U	370 U	460 U	480 U	630 U	350 U	430 U
NAPHTHALENE	340 U	370 U	460 U	480 U	47 J	350 U	25 J
NITROBENZENE	340 U	370 U	460 U	480 U	630 U	350 U	430 U
N-NITROSO-DI-N-PROPYLAMINE	340 U	370 U	460 U	480 U	630 U	350 U	430 U
N-NITROSODIPHENYLAMINE	340 U	370 U	460 U	480 U	630 U	350 U	430 U
PENTACHLOROPHENOL	1600 U	1800 U	2200 U	2300 U	3100 U	1700 U	2100 U
PHENANTHRENE	340 U	370 U	460 U	26 J	77 J	350 U	35 J
PHENOL	340 U	370 U	460 U	480 U	630 U	350 U	430 U
PYRENE	340 U	370 U	460 U	480 U	50 J	350 U	430 U
VOLATILE SOILS (ug/kg)							
1,1,1-TRICHLOROETHANE	5.1 U	5.5 U	7.2 U	7.3 U	9.6 U	5.3 U	6.6 U
1,1,2,2-TETRACHLOROETHANE	5.1 U	5.5 U	7.2 U	7.3 U	9.6 U	5.3 U	6.6 U
1,1,2-TRICHLOROETHANE	5.1 U	5.5 U	7.2 U	7.3 U	9.6 U	5.3 U	6.6 U
1,1,2-TRICHLOROTRIFLUOROETHANE	5.1 U	5.5 U	7.2 U	7.3 U	9.6 U	5.3 U	6.6 U
1,1-DICHLOROETHANE	5.1 U	5.5 U	7.2 U	7.3 U	9.6 U	5.3 U	6.6 U
1,1-DICHLOROETHENE	5.1 U	5.5 U	7.2 U	7.3 U	9.6 U	5.3 U	6.6 U
1,2,4-TRICHLOROBENZENE	5.1 U	5.5 U	7.2 U	7.3 U	9.6 U	5.3 U	6.6 U
1,2-DIBROMO-3-CHLOROPROPANE	5.1 U	5.5 U	7.2 U	7.3 U	9.6 U	5.3 U	6.6 U
1,2-DIBROMOETHANE	5.1 U	5.5 U	7.2 U	7.3 U	9.6 U	5.3 U	6.6 U
1,2-DICHLOROBENZENE	5.1 U	5.5 U	7.2 U	7.3 U	9.6 U	5.3 U	6.6 U
1,2-DICHLOROETHANE	5.1 U	5.5 U	7.2 U	7.3 U	9.6 U	5.3 U	6.6 U
1,2-DICHLOROPROPANE	5.1 U	5.5 U	7.2 U	7.3 U	9.6 U	5.3 U	6.6 U
1,3-DICHLOROBENZENE	5.1 U	5.5 U	7.2 U	7.3 U	9.6 U	5.3 U	6.6 U
1,4-DICHLOROBENZENE	5.1 U	5.5 U	7.2 U	7.3 U	9.6 U	5.3 U	6.6 U
2-BUTANONE	5.1 U	5.5 U	7.2 U	8.1	9.6 U	5.3 U	7.8
2-HEXANONE	5.1 U	5.5 U	7.2 U	7.3 U	9.6 U	5.3 U	6.6 U
4-METHYL-2-PENTANONE	5.1 U	5.5 U	7.2 U	7.3 U	9.6 U	5.3 U	6.6 U
ACETONE	20 U	22 U	29 U	27 J	25 J	21 U	31 J
BENZENE	5.1 U	5.5 U	7.2 U	7.3 U	9.6 U	5.3 U	6.6 U
BROMODICHLOROMETHANE	5.1 U	5.5 U	7.2 U	7.3 U	9.6 U	5.3 U	6.6 U

TABLE G-2
ANALYTICAL RESULTS FOR TEST PITS
STRAWBERRY POINT
MIDDLE RIVER COMPLEX, MIDDLE RIVER, MARYLAND

SAMPLE ID:	TP-8-0506	TP-9-0405	TP-10-0506	TP-11-06	TP-12-0708	TP-13-0506	TP-14-0506
LABORATORY ID:	C8H150236009	C8H150236005	C8H150236004	C8H150236001	C8H150236018	C8H150236006	C8H150236014
SAMPLE DATE:	8/13/2008	8/12/2008	8/12/2008	8/12/2008	8/14/2008	8/12/2008	8/13/2008
DEPTH:	5 - 6	4 - 5	5 - 6	6	7 - 8	5 - 6	5 - 6
BROMOFORM	5.1 U	5.5 U	7.2 U	7.3 U	9.6 U	5.3 U	6.6 U
BROMOMETHANE	5.1 U	5.5 U	7.2 U	7.3 U	9.6 U	5.3 U	6.6 U
CARBON DISULFIDE	5.1 U	5.5 U	7.2 U	7.3 U	9.6 U	5.3 U	2.3 J
CARBON TETRACHLORIDE	5.1 U	5.5 U	7.2 U	7.3 U	9.6 U	5.3 U	6.6 U
CHLOROBENZENE	5.1 U	5.5 U	7.2 U	7.3 U	9.6 U	5.3 U	6.6 U
CHLORODIBROMOMETHANE	5.1 U	5.5 U	7.2 U	7.3 U	9.6 U	5.3 U	6.6 U
CHLOROETHANE	5.1 U	5.5 U	7.2 U	7.3 U	9.6 U	5.3 U	6.6 U
CHLOROFORM	5.1 U	5.5 U	7.2 U	7.3 U	9.6 U	5.3 U	6.6 U
CHLOROMETHANE	5.1 U	5.5 U	7.2 U	7.3 U	9.6 U	5.3 U	6.6 U
CIS-1,2-DICHLOROETHENE	5.1 U	5.5 U	7.2 U	7.3 U	9.6 U	5.3 U	6.6 U
CIS-1,3-DICHLOROPROPENE	5.1 U	5.5 U	7.2 U	7.3 U	9.6 U	5.3 U	6.6 U
CYCLOHEXANE	5.1 U	5.5 U	7.2 U	7.3 U	9.6 U	5.3 U	6.6 U
DICHLORODIFLUOROMETHANE	5.1 U	5.5 U	7.2 U	7.3 U	9.6 U	5.3 U	6.6 U
ETHYLBENZENE	5.1 U	5.5 U	7.2 U	7.3 U	9.6 U	5.3 U	6.6 U
ISOPROPYLBENZENE	5.1 U	5.5 U	7.2 U	7.3 U	9.6 U	5.3 U	6.6 U
METHYL ACETATE	5.1 U	5.5 U	7.2 U	7.3 U	9.6 U	5.3 U	6.6 U
METHYL CYCLOHEXANE	5.1 U	5.5 U	7.2 U	7.3 U	9.6 U	5.3 U	6.6 U
METHYL TERT-BUTYL ETHER	5.1 U	5.5 U	7.2 U	7.3 U	9.6 U	5.3 U	6.6 U
METHYLENE CHLORIDE	5.1 U	5.5 U	7.2 U	7.3 U	9.6 U	5.3 U	6.6 U
STYRENE	5.1 U	5.5 U	7.2 U	7.3 U	9.6 U	5.3 U	6.6 U
TETRACHLOROETHENE	5.1 U	5.5 U	7.2 U	7.3 U	9.6 U	5.3 U	6.6 U
TOLUENE	5.1 U	5.5 U	7.2 U	7.3 U	9.6 U	5.3 U	6.6 U
TOTAL XYLENES	15 U	17 U	22 U	22 U	29 U	16 U	20 U
TRANS-1,2-DICHLOROETHENE	5.1 U	5.5 U	7.2 U	7.3 U	9.6 U	5.3 U	6.6 U
TRANS-1,3-DICHLOROPROPENE	5.1 U	5.5 U	7.2 U	7.3 U	9.6 U	5.3 U	6.6 U
TRICHLOROETHENE	5.1 U	5.5 U	7.2 U	7.3 U	9.6 U	5.3 U	6.6 U
TRICHLOROFLUOROMETHANE	5.1 U	5.5 U	7.2 U	7.3 U	9.6 U	5.3 U	6.6 U
VINYL CHLORIDE	5.1 U	5.5 U	7.2 U	7.3 U	9.6 U	5.3 U	6.6 U

TABLE G-2
ANALYTICAL RESULTS FOR TEST PITS
STRAWBERRY POINT
MIDDLE RIVER COMPLEX, MIDDLE RIVER, MARYLAND

SAMPLE ID:	TP-15-0506	TP-16-05	TP-17-0506	TP-18-0607	TP-19-0506	TP-20-0506
LABORATORY ID:	C8H150236015	C8H150236003	C8H150236020	C8H150236017	C8H150236010	C8H150236008
SAMPLE DATE:	8/13/2008	8/12/2008	8/14/2008	8/14/2008	8/13/2008	8/13/2008
DEPTH:	5 - 6	5	5 - 6	6 - 7	5 - 6	5 - 6
INORGANICS (mg/kg)						
ALUMINUM	10000	9090	16700	13500	2270	2080
ANTIMONY	0.26 L	0.17 L	0.16 UL	0.14 UL	0.13 L	0.099 UL
ARSENIC	6.1	8.4	8.8	7	1.6 K	3
BARIUM	21	40.2	37.5	28	7.3	8.5
BERYLLIUM	0.6	0.5	1.9	1.5	0.11 B	0.15 B
CADMIUM	0.067 U	0.068 U	0.2 K	0.59 K	0.051 U	0.051 U
CALCIUM	171	158	973	259	68	58.1
CHROMIUM	33.3 K	25 K	31.9 K	23.4 K	6.1 K	6.7 K
COBALT	3.3	3.6	23	20.9	0.76	0.9
COPPER	15.3	15.7	19.9	15.2	3	4.7
IRON	16200	18600	39600	21800	3910	7690
LEAD	9.6	20.7	24.4	16.7	2.9	3.8
MAGNESIUM	1000	1390	4640	2420	171	316
MANGANESE	82.5 K	125 K	977 K	394 K	9 K	17 K
MERCURY	0.028	0.041	0.086	0.049	0.0087	0.0077 U
NICKEL	6.9	7.5	36.5	29.9	1.1	1.9
POTASSIUM	999 L	2350	2120	1310 L	271 L	240 L
SELENIUM	0.41 UL	0.42 UL	0.5 UL	0.45 UL	0.31 U	0.31 U
SILVER	0.12 B	0.14 B	0.34 B	0.11 B	0.04 U	0.081 B
SODIUM	64 L	63.4 L	184 L	21.6 UL	15.2 U	15.1 U
THALLIUM	0.73 B	0.79 B	1.4 B	0.58 B	0.35 U	0.35 U
VANADIUM	45.2	30.9	40.8	31.6	15.7	11.1
ZINC	28.8	29.8	104	117	5.9	9.3
MISCELLANEOUS (%)						
PERCENT SOLIDS	70.1	69	56.9	64.4	91.9	92.6
PESTICIDES/PCBs (ug/kg)						
AROCLOR-1016	47 U		57 U	51 U		36 U
AROCLOR-1221	47 U		57 U	51 U		36 U
AROCLOR-1232	47 U		57 U	51 U		36 U
AROCLOR-1242	47 U		57 U	51 U		36 U

TABLE G-2
ANALYTICAL RESULTS FOR TEST PITS
STRAWBERRY POINT
MIDDLE RIVER COMPLEX, MIDDLE RIVER, MARYLAND

SAMPLE ID:	TP-15-0506	TP-16-05	TP-17-0506	TP-18-0607	TP-19-0506	TP-20-0506
LABORATORY ID:	C8H150236015	C8H150236003	C8H150236020	C8H150236017	C8H150236010	C8H150236008
SAMPLE DATE:	8/13/2008	8/12/2008	8/14/2008	8/14/2008	8/13/2008	8/13/2008
DEPTH:	5 - 6	5	5 - 6	6 - 7	5 - 6	5 - 6
AROCLOR-1248	47 U		57 U	51 U		36 U
AROCLOR-1254	47 U		57 U	51 U		36 U
AROCLOR-1260	47 U		57 U	51 U		36 U
RADIONUCLIDES (pCi/g)						
GROSS ALPHA	21.5					
GROSS BETA	28.5 J					
SEMIVOLATILE SOIL (ug/kg)						
1,1-BIPHENYL	470 U	470 U	580 U	510 U	360 U	360 U
2,2'-OXYBIS(1-CHLOROPROPANE)	470 U	470 U	580 U	510 U	360 U	360 U
2,4,5-TRICHLOROPHENOL	470 U	470 U	580 U	510 U	360 U	360 U
2,4,6-TRICHLOROPHENOL	470 U	470 U	580 U	510 U	360 U	360 U
2,4-DICHLOROPHENOL	470 U	470 U	580 U	510 U	360 U	360 U
2,4-DIMETHYLPHENOL	470 U	470 U	580 U	510 U	360 U	360 U
2,4-DINITROPHENOL	2300 U	2300 U	2800 U	2500 U	1700 U	1700 U
2,4-DINITROTOLUENE	470 U	470 U	580 U	510 U	360 U	360 U
2,6-DINITROTOLUENE	470 U	470 U	580 U	510 U	360 U	360 U
2-CHLORONAPHTHALENE	470 U	470 U	580 U	510 U	360 U	360 U
2-CHLOROPHENOL	470 U	470 U	580 U	510 U	360 U	360 U
2-METHYLNAPHTHALENE	470 U	470 U	580 U	510 U	360 U	360 U
2-METHYLPHENOL	470 U	470 U	580 U	510 U	360 U	360 U
2-NITROANILINE	2300 U	2300 U	2800 U	2500 U	1700 U	1700 U
2-NITROPHENOL	470 U	470 U	580 U	510 U	360 U	360 U
3,3'-DICHLOROBENZIDINE	2300 U	2300 U	2800 U	2500 U	1700 U	1700 U
3-NITROANILINE	2300 U	2300 U	2800 U	2500 U	1700 U	1700 U
4,6-DINITRO-2-METHYLPHENOL	2300 U	2300 U	2800 U	2500 U	1700 U	1700 U
4-BROMOPHENYL PHENYL ETHER	470 U	470 U	580 U	510 U	360 U	360 U
4-CHLORO-3-METHYLPHENOL	470 U	470 U	580 U	510 U	360 U	360 U
4-CHLOROANILINE	470 U	470 U	580 U	510 U	360 U	360 U
4-CHLOROPHENYL PHENYL ETHER	470 U	470 U	580 U	510 U	360 U	360 U
4-METHYLPHENOL	470 U	470 U	580 U	510 U	360 U	360 U
4-NITROANILINE	2300 U	2300 U	2800 U	2500 U	1700 U	1700 U

TABLE G-2
ANALYTICAL RESULTS FOR TEST PITS
STRAWBERRY POINT
MIDDLE RIVER COMPLEX, MIDDLE RIVER, MARYLAND

SAMPLE ID:	TP-15-0506	TP-16-05	TP-17-0506	TP-18-0607	TP-19-0506	TP-20-0506
LABORATORY ID:	C8H150236015	C8H150236003	C8H150236020	C8H150236017	C8H150236010	C8H150236008
SAMPLE DATE:	8/13/2008	8/12/2008	8/14/2008	8/14/2008	8/13/2008	8/13/2008
DEPTH:	5 - 6	5	5 - 6	6 - 7	5 - 6	5 - 6
4-NITROPHENOL	2300 U	2300 U	2800 U	2500 U	1700 U	1700 U
ACENAPHTHENE	470 U	470 U	580 U	510 U	360 U	360 U
ACENAPHTHYLENE	470 U	470 U	580 U	510 U	360 U	360 U
ACETOPHENONE	470 U	470 U	580 U	510 U	360 U	360 U
ANTHRACENE	470 U	470 U	580 U	510 U	360 U	360 U
ATRAZINE	470 U	470 U	580 U	510 U	360 U	360 U
BENZALDEHYDE	470 U	470 U	580 U	510 U	360 U	360 U
BENZO(A)ANTHRACENE	470 U	470 U	580 U	510 U	360 U	360 U
BENZO(A)PYRENE	470 U	470 U	580 U	510 U	360 U	360 U
BENZO(B)FLUORANTHENE	470 U	28 J	580 U	510 U	360 U	360 U
BENZO(G,H,I)PERYLENE	470 U	470 U	580 U	510 U	360 U	360 U
BENZO(K)FLUORANTHENE	470 U	470 U	580 U	510 U	360 U	360 U
BIS(2-CHLOROETHOXY)METHANE	470 U	470 U	580 U	510 U	360 U	360 U
BIS(2-CHLOROETHYL)ETHER	470 U	470 U	580 U	510 U	360 U	360 U
BIS(2-ETHYLHEXYL)PHTHALATE	470 U	470 U	580 U	510 U	360 U	360 U
BUTYL BENZYL PHTHALATE	470 U	470 U	580 U	510 U	360 U	360 U
CAPROLACTAM	470 U	470 U	580 U	510 U	360 U	360 U
CARBAZOLE	470 U	470 U	580 U	510 U	360 U	360 U
CHRYSENE	470 U	470 U	580 U	510 U	360 U	360 U
DIBENZO(A,H)ANTHRACENE	470 U	470 U	580 U	510 U	360 U	360 U
DIBENZOFURAN	470 U	470 U	580 U	510 U	360 U	360 U
DIETHYL PHTHALATE	470 U	470 U	580 U	510 U	360 U	360 U
DIMETHYL PHTHALATE	470 U	470 U	580 U	510 U	360 U	360 U
DI-N-BUTYL PHTHALATE	470 U	470 U	580 U	510 U	360 U	360 U
DI-N-OCTYL PHTHALATE	470 U	470 U	580 U	510 U	360 U	360 U
FLUORANTHENE	470 U	38 J	580 U	510 U	360 U	360 U
FLUORENE	470 U	470 U	580 U	510 U	360 U	360 U
HEXACHLOROBENZENE	470 U	470 U	580 U	510 U	360 U	360 U
HEXACHLOROBUTADIENE	470 U	470 U	580 U	510 U	360 U	360 U
HEXACHLOROCYCLOPENTADIENE	2300 U	2300 U	2800 U	2500 U	1700 U	1700 U
HEXACHLOROETHANE	470 U	470 U	580 U	510 U	360 U	360 U

TABLE G-2
ANALYTICAL RESULTS FOR TEST PITS
STRAWBERRY POINT
MIDDLE RIVER COMPLEX, MIDDLE RIVER, MARYLAND

SAMPLE ID:	TP-15-0506	TP-16-05	TP-17-0506	TP-18-0607	TP-19-0506	TP-20-0506
LABORATORY ID:	C8H150236015	C8H150236003	C8H150236020	C8H150236017	C8H150236010	C8H150236008
SAMPLE DATE:	8/13/2008	8/12/2008	8/14/2008	8/14/2008	8/13/2008	8/13/2008
DEPTH:	5 - 6	5	5 - 6	6 - 7	5 - 6	5 - 6
INDENO(1,2,3-CD)PYRENE	470 U	470 U	580 U	510 U	360 U	360 U
ISOPHORONE	470 U	470 U	580 U	510 U	360 U	360 U
NAPHTHALENE	470 U	470 U	580 U	510 U	360 U	360 U
NITROBENZENE	470 U	470 U	580 U	510 U	360 U	360 U
N-NITROSO-DI-N-PROPYLAMINE	470 U	470 U	580 U	510 U	360 U	360 U
N-NITROSODIPHENYLAMINE	470 U	470 U	580 U	510 U	360 U	360 U
PENTACHLOROPHENOL	2300 U	2300 U	2800 U	2500 U	1700 U	1700 U
PHENANTHRENE	470 U	28 J	49 J	39 J	360 U	360 U
PHENOL	470 U	470 U	580 U	510 U	360 U	360 U
PYRENE	470 U	41 J	580 U	510 U	360 U	360 U
VOLATILE SOILS (ug/kg)						
1,1,1-TRICHLOROETHANE	7.1 U	7.2 U	8.8 U	7.8 U	5.4 U	5.4 U
1,1,2,2-TETRACHLOROETHANE	7.1 U	7.2 U	8.8 U	7.8 U	5.4 U	5.4 U
1,1,2-TRICHLOROETHANE	7.1 U	7.2 U	8.8 U	7.8 U	5.4 U	5.4 U
1,1,2-TRICHLOROTRIFLUOROETHANE	7.1 U	7.2 U	8.8 U	7.8 U	5.4 U	5.4 U
1,1-DICHLOROETHANE	7.1 U	7.2 U	8.8 U	7.8 U	5.4 U	5.4 U
1,1-DICHLOROETHENE	7.1 U	7.2 U	8.8 U	7.8 U	5.4 U	5.4 U
1,2,4-TRICHLOROBENZENE	7.1 U	7.2 U	8.8 U	7.8 U	5.4 U	5.4 U
1,2-DIBROMO-3-CHLOROPROPANE	7.1 U	7.2 U	8.8 U	7.8 U	5.4 U	5.4 U
1,2-DIBROMOETHANE	7.1 U	7.2 U	8.8 U	7.8 U	5.4 U	5.4 U
1,2-DICHLOROBENZENE	7.1 U	7.2 U	8.8 U	7.8 U	5.4 U	5.4 U
1,2-DICHLOROETHANE	7.1 U	7.2 U	8.8 U	7.8 U	5.4 U	5.4 U
1,2-DICHLOROPROPANE	7.1 U	7.2 U	8.8 U	7.8 U	5.4 U	5.4 U
1,3-DICHLOROBENZENE	7.1 U	7.2 U	8.8 U	7.8 U	5.4 U	5.4 U
1,4-DICHLOROBENZENE	7.1 U	7.2 U	8.8 U	7.8 U	5.4 U	5.4 U
2-BUTANONE	7.1 U	7.2 U	8.8 U	13	5.4 U	5.4 U
2-HEXANONE	7.1 U	7.2 U	8.8 U	7.8 U	5.4 U	5.4 U
4-METHYL-2-PENTANONE	7.1 U	7.2 U	8.8 U	7.8 U	5.4 U	5.4 U
ACETONE	29 U	29 U	36 J	77 J	22 U	22 U
BENZENE	7.1 U	7.2 U	8.8 U	7.8 U	5.4 U	5.4 U
BROMODICHLOROMETHANE	7.1 U	7.2 U	8.8 U	7.8 U	5.4 U	5.4 U

TABLE G-2
ANALYTICAL RESULTS FOR TEST PITS
STRAWBERRY POINT
MIDDLE RIVER COMPLEX, MIDDLE RIVER, MARYLAND

SAMPLE ID:	TP-15-0506	TP-16-05	TP-17-0506	TP-18-0607	TP-19-0506	TP-20-0506
LABORATORY ID:	C8H150236015	C8H150236003	C8H150236020	C8H150236017	C8H150236010	C8H150236008
SAMPLE DATE:	8/13/2008	8/12/2008	8/14/2008	8/14/2008	8/13/2008	8/13/2008
DEPTH:	5 - 6	5	5 - 6	6 - 7	5 - 6	5 - 6
BROMOFORM	7.1 U	7.2 U	8.8 U	7.8 U	5.4 U	5.4 U
BROMOMETHANE	7.1 U	7.2 U	8.8 U	7.8 U	5.4 U	5.4 U
CARBON DISULFIDE	7.1 U	7.2 U	3.5 J	8.4	5.4 U	5.4 U
CARBON TETRACHLORIDE	7.1 U	7.2 U	8.8 U	7.8 U	5.4 U	5.4 U
CHLOROBENZENE	7.1 U	7.2 U	8.8 U	7.8 U	5.4 U	5.4 U
CHLORODIBROMOMETHANE	7.1 U	7.2 U	8.8 U	7.8 U	5.4 U	5.4 U
CHLOROETHANE	7.1 U	7.2 U	8.8 U	7.8 U	5.4 U	5.4 U
CHLOROFORM	7.1 U	7.2 U	8.8 U	7.8 U	5.4 U	5.4 U
CHLOROMETHANE	7.1 U	7.2 U	8.8 U	7.8 U	5.4 U	5.4 U
CIS-1,2-DICHLOROETHENE	7.1 U	7.2 U	8.8 U	7.8 U	5.4 U	5.4 U
CIS-1,3-DICHLOROPROPENE	7.1 U	7.2 U	8.8 U	7.8 U	5.4 U	5.4 U
CYCLOHEXANE	7.1 U	7.2 U	8.8 U	7.8 U	5.4 U	5.4 U
DICHLORODIFLUOROMETHANE	7.1 U	7.2 U	8.8 U	7.8 U	5.4 U	5.4 U
ETHYLBENZENE	7.1 U	7.2 U	8.8 U	7.8 U	5.4 U	5.4 U
ISOPROPYLBENZENE	7.1 U	7.2 U	8.8 U	7.8 U	5.4 U	5.4 U
METHYL ACETATE	7.1 U	7.2 U	8.8 U	7.8 U	5.4 U	5.4 U
METHYL CYCLOHEXANE	7.1 U	7.2 U	8.8 U	7.8 U	5.4 U	5.4 U
METHYL TERT-BUTYL ETHER	7.1 U	7.2 U	8.8 U	7.8 U	5.4 U	5.4 U
METHYLENE CHLORIDE	7.1 U	7.2 U	8.8 U	1.1 J	5.4 U	5.4 U
STYRENE	7.1 U	2.6 J	8.8 U	7.8 U	5.4 U	5.4 U
TETRACHLOROETHENE	7.1 U	7.2 U	8.8 U	7.8 U	5.4 U	5.4 U
TOLUENE	7.1 U	7.2 U	8.8 U	7.8 U	5.4 U	5.4 U
TOTAL XYLENES	21 U	22 U	26 U	23 U	16 U	16 U
TRANS-1,2-DICHLOROETHENE	7.1 U	7.2 U	8.8 U	7.8 U	5.4 U	5.4 U
TRANS-1,3-DICHLOROPROPENE	7.1 U	7.2 U	8.8 U	7.8 U	5.4 U	5.4 U
TRICHLOROETHENE	7.1 U	7.2 U	8.8 U	7.8 U	5.4 U	5.4 U
TRICHLOROFLUOROMETHANE	7.1 U	7.2 U	8.8 U	7.8 U	5.4 U	5.4 U
VINYL CHLORIDE	7.1 U	7.2 U	8.8 U	7.8 U	5.4 U	5.4 U

TABLE G-3
ANALYTICAL RESULTS FOR SUBSURFACE SOIL
STRAWBERRY POINT
MIDDLE RIVER COMPLEX, MIDDLE RIVER, MARYLAND

SAMPLE ID:	SB-10-0607	SB-1-0506	SB-11-0708	SB-2-0910	SB-3-0607	SB-4-0607
LABORATORY ID:	C8H210225008	C8H210225005	C8H210225003	C8H210225001	C8H210225006	C8H210225004
SAMPLE DATE:	8/20/2008	8/19/2008	8/19/2008	8/19/2008	8/19/2008	8/19/2008
DEPTH:	6 - 7	5 - 6	7 - 8	9 - 10	6 - 7	6 - 7
INORGANICS (mg/kg)						
ALUMINUM	16900	18400	16200	1220	6510	7730
ANTIMONY	0.16 UL	0.17 UL	0.16 L	0.11 UL	0.14 L	0.13 UL
ARSENIC	7.6	7.6	9	0.46	4	5.6
BARIUM	37.4	44	35.6	6.8	12.8	22.5
BERYLLIUM	1.8 L	1.8 L	1.3 L	0.098 B	0.46	0.74 L
CADMIUM	0.42 K	0.5	0.23	0.054 U	0.094	0.2 K
CALCIUM	847	1270	900	156	60.5	525
CHROMIUM	31.4	35.5	33.3	4.3	10.2	21.1
COBALT	16	16.8	25.6	0.28	3.8	6.5
COPPER	13.8	17.4	28.7	0.97	5.8	13.4
IRON	37900	36800	32100	610	10500	16700
LEAD	17.2	21.4	17.3	2.3	5.5	12.1
MAGNESIUM	4740 L	5960 L	3650 L	106 L	598 L	1800 L
MANGANESE	1270	1540	644	19.3	35.3	404
MERCURY	0.037	0.051	0.05	0.0081 U	0.017	0.038
NICKEL	26	28.8	26.9	0.57 B	7.5	11.1
POTASSIUM	2190 L	2760 L	2160 L	253 L	359 L	1040 L
SELENIUM	0.5 UL	0.52 UL	0.61 J	0.33 U	0.4 K	0.41 UL
SILVER	0.28 B	0.52 B	0.28 B	0.042 U	0.083 B	0.17 B
SODIUM	128 L	277 L	392 L	15.9 U	16.7 U	537
THALLIUM	0.99	0.99	0.93	0.37 U	0.38 U	0.45 U
VANADIUM	39.6	42.9	32.5	6.2	23	29.1
ZINC	75.8	95.2	64.2	1.5 K	21.4	32.2
MISCELLANEOUS (%)						
PERCENT SOLIDS	57	55.6	57.8	87.4	83.4	70.7
PESTICIDES/PCBs (ug/kg)						
AROCLOR-1016				37 U	40 U	
AROCLOR-1221				37 U	40 U	
AROCLOR-1232				37 U	40 U	
AROCLOR-1242				37 U	40 U	

TABLE G-3
ANALYTICAL RESULTS FOR SUBSURFACE SOIL
STRAWBERRY POINT
MIDDLE RIVER COMPLEX, MIDDLE RIVER, MARYLAND

SAMPLE ID:	SB-10-0607	SB-1-0506	SB-11-0708	SB-2-0910	SB-3-0607	SB-4-0607
LABORATORY ID:	C8H210225008	C8H210225005	C8H210225003	C8H210225001	C8H210225006	C8H210225004
SAMPLE DATE:	8/20/2008	8/19/2008	8/19/2008	8/19/2008	8/19/2008	8/19/2008
DEPTH:	6 - 7	5 - 6	7 - 8	9 - 10	6 - 7	6 - 7
AROCLOR-1248				37 U	40 U	
AROCLOR-1254				37 U	40 U	
AROCLOR-1260				37 U	40 U	
SEMIVOLATILE SOIL (ug/kg)						
1,1-BIPHENYL	580 U	590 U	570 U	380 U	390 U	460 U
2,2'-OXYBIS(1-CHLOROPROPANE)	580 U	590 U	570 U	380 U	390 U	460 U
2,4,5-TRICHLOROPHENOL	580 U	590 U	570 U	380 U	390 U	460 U
2,4,6-TRICHLOROPHENOL	580 U	590 U	570 U	380 U	390 U	460 U
2,4-DICHLOROPHENOL	580 U	590 U	570 U	380 U	390 U	460 U
2,4-DIMETHYLPHENOL	580 U	590 U	570 U	380 U	390 U	460 U
2,4-DINITROPHENOL	2800 U	2900 U	2800 U	1800 U	1900 U	2200 U
2,4-DINITROTOLUENE	580 U	590 U	570 U	380 U	390 U	460 U
2,6-DINITROTOLUENE	580 U	590 U	570 U	380 U	390 U	460 U
2-CHLORONAPHTHALENE	580 U	590 U	570 U	380 U	390 U	460 U
2-CHLOROPHENOL	580 U	590 U	570 U	380 U	390 U	460 U
2-METHYLNAPHTHALENE	580 U	590 U	570 U	380 U	390 U	460 U
2-METHYLPHENOL	580 U	590 U	570 U	380 U	390 U	460 U
2-NITROANILINE	2800 U	2900 U	2800 U	1800 U	1900 U	2200 U
2-NITROPHENOL	580 U	590 U	570 U	380 U	390 U	460 U
3,3'-DICHLOROBENZIDINE	2800 U	2900 U	2800 U	1800 U	1900 U	2200 U
3-NITROANILINE	2800 U	2900 U	2800 U	1800 U	1900 U	2200 U
4,6-DINITRO-2-METHYLPHENOL	2800 U	2900 U	2800 U	1800 U	1900 U	2200 U
4-BROMOPHENYL PHENYL ETHER	580 U	590 U	570 U	380 U	390 U	460 U
4-CHLORO-3-METHYLPHENOL	580 U	590 U	570 U	380 U	390 U	460 U
4-CHLOROANILINE	580 U	590 U	570 U	380 U	390 U	460 U
4-CHLOROPHENYL PHENYL ETHER	580 U	590 U	570 U	380 U	390 U	460 U
4-METHYLPHENOL	580 U	590 U	570 U	380 U	390 U	460 U
4-NITROANILINE	2800 U	2900 U	2800 U	1800 U	1900 U	2200 U
4-NITROPHENOL	2800 U	2900 U	2800 U	1800 U	1900 U	2200 U
ACENAPHTHENE	580 U	590 U	570 U	380 U	390 U	460 U
ACENAPHTHYLENE	580 U	590 U	570 U	380 U	390 U	460 U

TABLE G-3
ANALYTICAL RESULTS FOR SUBSURFACE SOIL
STRAWBERRY POINT
MIDDLE RIVER COMPLEX, MIDDLE RIVER, MARYLAND

SAMPLE ID:	SB-10-0607	SB-1-0506	SB-11-0708	SB-2-0910	SB-3-0607	SB-4-0607
LABORATORY ID:	C8H210225008	C8H210225005	C8H210225003	C8H210225001	C8H210225006	C8H210225004
SAMPLE DATE:	8/20/2008	8/19/2008	8/19/2008	8/19/2008	8/19/2008	8/19/2008
DEPTH:	6 - 7	5 - 6	7 - 8	9 - 10	6 - 7	6 - 7
ACETOPHENONE	580 U	590 U	570 U	380 U	390 U	460 U
ANTHRACENE	580 U	590 U	570 U	380 U	390 U	460 U
ATRAZINE	580 U	590 U	570 U	380 U	390 U	460 U
BENZALDEHYDE	580 U	590 U	570 U	380 U	390 U	460 U
BENZO(A)ANTHRACENE	580 U	590 U	570 U	380 U	390 U	460 U
BENZO(A)PYRENE	580 U	590 U	570 U	380 U	390 U	460 U
BENZO(B)FLUORANTHENE	580 U	590 U	570 U	380 U	390 U	460 U
BENZO(G,H,I)PERYLENE	580 U	590 U	570 U	380 U	390 U	460 U
BENZO(K)FLUORANTHENE	580 U	590 U	570 U	380 U	390 U	460 U
BIS(2-CHLOROETHOXY)METHANE	580 U	590 U	570 U	380 U	390 U	460 U
BIS(2-CHLOROETHYL)ETHER	580 U	590 U	570 U	380 U	390 U	460 U
BIS(2-ETHYLHEXYL)PHTHALATE	580 U	140 J	570 U	380 U	390 U	38 J
BUTYL BENZYL PHTHALATE	580 U	590 U	570 U	380 U	390 U	460 U
CAPROLACTAM	580 U	590 U	570 U	380 U	390 U	96 J
CARBAZOLE	580 U	590 U	570 U	380 U	390 U	460 U
CHRYSENE	580 U	590 U	570 U	380 U	390 U	460 U
DIBENZO(A,H)ANTHRACENE	580 U	590 U	570 U	380 U	390 U	460 U
DIBENZOFURAN	580 U	590 U	570 U	380 U	390 U	460 U
DIETHYL PHTHALATE	580 U	590 U	570 U	380 U	390 U	460 U
DIMETHYL PHTHALATE	580 U	590 U	570 U	380 U	390 U	460 U
DI-N-BUTYL PHTHALATE	580 U	590 U	570 U	380 U	390 U	460 U
DI-N-OCTYL PHTHALATE	580 U	590 U	570 U	380 U	390 U	460 U
FLUORANTHENE	580 U	590 U	570 U	380 U	390 U	460 U
FLUORENE	580 U	590 U	570 U	380 U	390 U	460 U
HEXACHLOROBENZENE	580 U	590 U	570 U	380 U	390 U	460 U
HEXACHLOROBUTADIENE	580 U	590 U	570 U	380 U	390 U	460 U
HEXACHLOROCYCLOPENTADIENE	2800 U	2900 U	2800 U	1800 U	1900 U	2200 U
HEXACHLOROETHANE	580 U	590 U	570 U	380 U	390 U	460 U
INDENO(1,2,3-CD)PYRENE	580 U	590 U	570 U	380 U	390 U	460 U
ISOPHORONE	580 U	590 U	570 U	380 U	390 U	460 U
NAPHTHALENE	580 U	590 U	570 U	380 U	390 U	460 U

TABLE G-3
ANALYTICAL RESULTS FOR SUBSURFACE SOIL
STRAWBERRY POINT
MIDDLE RIVER COMPLEX, MIDDLE RIVER, MARYLAND

SAMPLE ID:	SB-10-0607	SB-1-0506	SB-11-0708	SB-2-0910	SB-3-0607	SB-4-0607
LABORATORY ID:	C8H210225008	C8H210225005	C8H210225003	C8H210225001	C8H210225006	C8H210225004
SAMPLE DATE:	8/20/2008	8/19/2008	8/19/2008	8/19/2008	8/19/2008	8/19/2008
DEPTH:	6 - 7	5 - 6	7 - 8	9 - 10	6 - 7	6 - 7
NITROBENZENE	580 U	590 U	570 U	380 U	390 U	460 U
N-NITROSO-DI-N-PROPYLAMINE	580 U	590 U	570 U	380 U	390 U	460 U
N-NITROSODIPHENYLAMINE	580 U	590 U	570 U	380 U	390 U	460 U
PENTACHLOROPHENOL	2800 U	2900 U	2800 U	1800 U	1900 U	2200 U
PHENANTHRENE	580 U	590 U	570 U	380 U	390 U	22 J
PHENOL	580 U	590 U	570 U	380 U	390 U	460 U
PYRENE	580 U	590 U	570 U	380 U	390 U	460 U
VOLATILE SOILS (ug/kg)						
1,1,1-TRICHLOROETHANE	8.8 U	9 U	8.7 U	5.7 U	6 U	7.1 U
1,1,2,2-TETRACHLOROETHANE	8.8 U	9 U	8.7 U	5.7 U	6 U	7.1 U
1,1,2-TRICHLOROETHANE	8.8 U	9 U	8.7 U	5.7 U	6 U	7.1 U
1,1,2-TRICHLOROTRIFLUOROETHANE	8.8 U	9 U	8.7 U	5.7 U	6 U	7.1 U
1,1-DICHLOROETHANE	8.8 U	9 U	8.7 U	5.7 U	6 U	7.1 U
1,1-DICHLOROETHENE	8.8 U	9 U	8.7 U	5.7 U	6 U	7.1 U
1,2,4-TRICHLOROBENZENE	8.8 U	9 U	8.7 U	5.7 U	6 U	7.1 U
1,2-DIBROMO-3-CHLOROPROPANE	8.8 U	9 U	8.7 U	5.7 U	6 U	7.1 U
1,2-DIBROMOETHANE	8.8 U	9 U	8.7 U	5.7 U	6 U	7.1 U
1,2-DICHLOROBENZENE	8.8 U	9 U	8.7 U	5.7 U	6 U	7.1 U
1,2-DICHLOROETHANE	8.8 U	9 U	8.7 U	5.7 U	6 U	7.1 U
1,2-DICHLOROPROPANE	8.8 U	9 U	8.7 U	5.7 U	6 U	7.1 U
1,3-DICHLOROBENZENE	8.8 U	9 U	8.7 U	5.7 U	6 U	7.1 U
1,4-DICHLOROBENZENE	8.8 U	9 U	8.7 U	5.7 U	6 U	7.1 U
2-BUTANONE	26	16	8.7 U	5.7 U	6 U	7.1 U
2-HEXANONE	8.8 U	9 U	8.7 U	5.7 U	6 U	7.1 U
4-METHYL-2-PENTANONE	8.8 U	9 U	8.7 U	5.7 U	6 U	7.1 U
ACETONE	120	74	40	23 U	24 U	38
BENZENE	8.8 U	9 U	8.7 U	5.7 U	6 U	7.1 U
BROMODICHLOROMETHANE	8.8 U	9 U	8.7 U	5.7 U	6 U	7.1 U
BROMOFORM	8.8 U	9 U	8.7 U	5.7 U	6 U	7.1 U
BROMOMETHANE	8.8 U	9 U	8.7 U	5.7 U	6 U	7.1 U
CARBON DISULFIDE	8.8 U	6 J	8.7 U	5.7 U	6 U	7.1 U

TABLE G-3
ANALYTICAL RESULTS FOR SUBSURFACE SOIL
STRAWBERRY POINT
MIDDLE RIVER COMPLEX, MIDDLE RIVER, MARYLAND

SAMPLE ID:	SB-10-0607	SB-1-0506	SB-11-0708	SB-2-0910	SB-3-0607	SB-4-0607
LABORATORY ID:	C8H210225008	C8H210225005	C8H210225003	C8H210225001	C8H210225006	C8H210225004
SAMPLE DATE:	8/20/2008	8/19/2008	8/19/2008	8/19/2008	8/19/2008	8/19/2008
DEPTH:	6 - 7	5 - 6	7 - 8	9 - 10	6 - 7	6 - 7
CARBON TETRACHLORIDE	8.8 U	9 U	8.7 U	5.7 U	6 U	7.1 U
CHLOROBENZENE	8.8 U	9 U	8.7 U	5.7 U	6 U	7.1 U
CHLORODIBROMOMETHANE	8.8 U	9 U	8.7 U	5.7 U	6 U	7.1 U
CHLOROETHANE	8.8 U	9 U	8.7 U	5.7 U	6 U	7.1 U
CHLOROFORM	8.8 U	9 U	8.7 U	5.7 U	6 U	7.1 U
CHLOROMETHANE	8.8 U	9 U	8.7 U	5.7 U	6 U	7.1 U
CIS-1,2-DICHLOROETHENE	8.8 U	9 U	8.7 U	5.7 U	6 U	7.1 U
CIS-1,3-DICHLOROPROPENE	8.8 U	9 U	8.7 U	5.7 U	6 U	7.1 U
CYCLOHEXANE	8.8 U	9 U	8.7 U	5.7 U	6 U	7.1 U
DICHLORODIFLUOROMETHANE	8.8 U	9 U	8.7 U	5.7 U	6 U	7.1 U
ETHYLBENZENE	8.8 U	9 U	8.7 U	5.7 U	6 U	7.1 U
ISOPROPYLBENZENE	8.8 U	9 U	8.7 U	5.7 U	6 U	7.1 U
METHYL ACETATE	8.8 U	9 U	8.7 U	5.7 U	6 U	7.1 U
METHYL CYCLOHEXANE	8.8 U	9 U	8.7 U	5.7 U	6 U	7.1 U
METHYL TERT-BUTYL ETHER	8.8 U	9 U	8.7 U	5.7 U	6 U	7.1 U
METHYLENE CHLORIDE	8.8 U	9 U	8.7 U	5.7 U	6 U	7.1 U
STYRENE	8.8 U	9 U	8.7 U	5.7 U	6 U	7.1 U
TETRACHLOROETHENE	8.8 U	9 U	8.7 U	5.7 U	6 U	7.1 U
TOLUENE	8.8 U	9 U	8.7 U	5.7 U	6 U	7.1 U
TOTAL XYLENES	26 U	27 U	26 U	17 U	18 U	21 U
TRANS-1,2-DICHLOROETHENE	8.8 U	9 U	8.7 U	5.7 U	6 U	7.1 U
TRANS-1,3-DICHLOROPROPENE	8.8 U	9 U	8.7 U	5.7 U	6 U	7.1 U
TRICHLOROETHENE	8.8 U	9 U	8.7 U	5.7 U	6 U	7.1 U
TRICHLOROFLUOROMETHANE	8.8 U	9 U	8.7 U	5.7 U	6 U	7.1 U
VINYL CHLORIDE	8.8 U	9 U	8.7 U	5.7 U	6 U	7.1 U

TABLE G-3
ANALYTICAL RESULTS FOR SUBSURFACE SOIL
STRAWBERRY POINT
MIDDLE RIVER COMPLEX, MIDDLE RIVER, MARYLAND

SAMPLE ID:	SB-5-0708	SB-6-0708	SB-7-0506	SB-8-0506	SB-9-0708
LABORATORY ID:	C8H210225007	C8H210225011	C8H210225002	C8H210225010	C8H210225009
SAMPLE DATE:	8/20/2008	8/20/2008	8/19/2008	8/20/2008	8/20/2008
DEPTH:	7 - 8	7 - 8	5 - 6	5 - 6	7 - 8
INORGANICS (mg/kg)					
ALUMINUM	9790	989	2040	682	16800
ANTIMONY	0.14 UL	0.11 UL	0.11 UL	0.41 UL	0.14 UL
ARSENIC	7.8	2.2	7.5	1.7	9.4
BARIUM	24.9	5.3	9.5	4.4	34.9
BERYLLIUM	1.3	0.14 B	0.36 L	0.1 B	1.2 L
CADMIUM	0.34 K	0.058 U	0.074	0.15	1.2
CALCIUM	536	84.6	275	102	195
CHROMIUM	22.2	6.4	11.2	7.1	31.9
COBALT	16.1	0.35	1.1	0.5	22.4
COPPER	13.7	2.4	7	4.3	21.5
IRON	21500	2300	12300	1860	26400
LEAD	11.9	3.2	4.8	3.6	18.1
MAGNESIUM	2520 L	118 L	212 L	112 L	2750 L
MANGANESE	679	14.1	58.1	12.5	374
MERCURY	0.031	0.0088 U	0.0093	0.009 U	0.048
NICKEL	23	0.71 B	2.4	0.8 B	29.5
POTASSIUM	1310 L	219 L	249 L	180 L	1730 L
SELENIUM	0.43 UL	0.36 U	0.35 UL	0.36 U	0.44 UL
SILVER	0.16 B	0.058 B	0.045 U	0.047 U	0.2 B
SODIUM	113 L	17.2 U	16.9 UL	17.6 U	47.7 L
THALLIUM	0.47 U	0.4 U	0.39 U	0.41 U	0.5
VANADIUM	28.9	11.9	25.8	7.7	26.1
ZINC	70	3.5 K	12.1	4.7 K	93.9
MISCELLANEOUS (%)					
PERCENT SOLIDS	67.6	80.8	82.5	79.1	65.4
PESTICIDES/PCBs (ug/kg)					
AROCLOR-1016	49 U	41 U	40 U		
AROCLOR-1221	49 U	41 U	40 U		
AROCLOR-1232	49 U	41 U	40 U		
AROCLOR-1242	49 U	41 U	40 U		

TABLE G-3
ANALYTICAL RESULTS FOR SUBSURFACE SOIL
STRAWBERRY POINT
MIDDLE RIVER COMPLEX, MIDDLE RIVER, MARYLAND

SAMPLE ID:	SB-5-0708	SB-6-0708	SB-7-0506	SB-8-0506	SB-9-0708
LABORATORY ID:	C8H210225007	C8H210225011	C8H210225002	C8H210225010	C8H210225009
SAMPLE DATE:	8/20/2008	8/20/2008	8/19/2008	8/20/2008	8/20/2008
DEPTH:	7 - 8	7 - 8	5 - 6	5 - 6	7 - 8
AROCLOR-1248	49 U	41 U	40 U		
AROCLOR-1254	49 U	41 U	40 U		
AROCLOR-1260	49 U	41 U	40 U		
SEMIVOLATILE SOIL (ug/kg)					
1,1-BIPHENYL	490 U	410 U	400 U	410 U	500 U
2,2'-OXYBIS(1-CHLOROPROPANE)	490 U	410 U	400 U	410 U	500 U
2,4,5-TRICHLOROPHENOL	490 U	410 U	400 U	410 U	500 U
2,4,6-TRICHLOROPHENOL	490 U	410 U	400 U	410 U	500 U
2,4-DICHLOROPHENOL	490 U	410 U	400 U	410 U	500 U
2,4-DIMETHYLPHENOL	490 U	410 U	400 U	410 U	500 U
2,4-DINITROPHENOL	2400 U	2000 U	1900 U	2000 U	2400 U
2,4-DINITROTOLUENE	490 U	410 U	400 U	410 U	500 U
2,6-DINITROTOLUENE	490 U	410 U	400 U	410 U	500 U
2-CHLORONAPHTHALENE	490 U	410 U	400 U	410 U	500 U
2-CHLOROPHENOL	490 U	410 U	400 U	410 U	500 U
2-METHYLNAPHTHALENE	490 U	410 U	400 U	410 U	500 U
2-METHYLPHENOL	490 U	410 U	400 U	410 U	500 U
2-NITROANILINE	2400 U	2000 U	1900 U	2000 U	2400 U
2-NITROPHENOL	490 U	410 U	400 U	410 U	500 U
3,3'-DICHLOROBENZIDINE	2400 U	2000 U	1900 U	2000 U	2400 U
3-NITROANILINE	2400 U	2000 U	1900 U	2000 U	2400 U
4,6-DINITRO-2-METHYLPHENOL	2400 U	2000 U	1900 U	2000 U	2400 U
4-BROMOPHENYL PHENYL ETHER	490 U	410 U	400 U	410 U	500 U
4-CHLORO-3-METHYLPHENOL	490 U	410 U	400 U	410 U	500 U
4-CHLOROANILINE	490 U	410 U	400 U	410 U	500 U
4-CHLOROPHENYL PHENYL ETHER	490 U	410 U	400 U	410 U	500 U
4-METHYLPHENOL	490 U	410 U	400 U	410 U	500 U
4-NITROANILINE	2400 U	2000 U	1900 U	2000 U	2400 U
4-NITROPHENOL	2400 U	2000 U	1900 U	2000 U	2400 U
ACENAPHTHENE	490 U	410 U	400 U	410 U	500 U
ACENAPHTHYLENE	490 U	410 U	400 U	410 U	500 U

TABLE G-3
ANALYTICAL RESULTS FOR SUBSURFACE SOIL
STRAWBERRY POINT
MIDDLE RIVER COMPLEX, MIDDLE RIVER, MARYLAND

SAMPLE ID:	SB-5-0708	SB-6-0708	SB-7-0506	SB-8-0506	SB-9-0708
LABORATORY ID:	C8H210225007	C8H210225011	C8H210225002	C8H210225010	C8H210225009
SAMPLE DATE:	8/20/2008	8/20/2008	8/19/2008	8/20/2008	8/20/2008
DEPTH:	7 - 8	7 - 8	5 - 6	5 - 6	7 - 8
ACETOPHENONE	490 U	410 U	400 U	410 U	500 U
ANTHRACENE	490 U	410 U	400 U	410 U	500 U
ATRAZINE	490 U	410 U	400 U	410 U	500 U
BENZALDEHYDE	490 U	410 U	400 U	410 U	500 U
BENZO(A)ANTHRACENE	490 U	410 U	400 U	410 U	500 U
BENZO(A)PYRENE	490 U	410 U	400 U	410 U	500 U
BENZO(B)FLUORANTHENE	490 U	410 U	400 U	410 U	500 U
BENZO(G,H,I)PERYLENE	490 U	410 U	400 U	410 U	500 U
BENZO(K)FLUORANTHENE	490 U	410 U	400 U	410 U	500 U
BIS(2-CHLOROETHOXY)METHANE	490 U	410 U	400 U	410 U	500 U
BIS(2-CHLOROETHYL)ETHER	490 U	410 U	400 U	410 U	500 U
BIS(2-ETHYLHEXYL)PHTHALATE	490 U	410 U	400 U	410 U	500 U
BUTYL BENZYL PHTHALATE	490 U	410 U	400 U	410 U	500 U
CAPROLACTAM	490 U	410 U	400 U	410 U	500 U
CARBAZOLE	490 U	410 U	400 U	410 U	500 U
CHRYSENE	490 U	410 U	400 U	410 U	500 U
DIBENZO(A,H)ANTHRACENE	490 U	410 U	400 U	410 U	500 U
DIBENZOFURAN	490 U	410 U	400 U	410 U	500 U
DIETHYL PHTHALATE	490 U	410 U	400 U	410 U	500 U
DIMETHYL PHTHALATE	490 U	410 U	400 U	410 U	500 U
DI-N-BUTYL PHTHALATE	490 U	410 U	400 U	410 U	500 U
DI-N-OCTYL PHTHALATE	490 U	410 U	400 U	410 U	500 U
FLUORANTHENE	490 U	410 U	400 U	410 U	500 U
FLUORENE	490 U	410 U	400 U	410 U	500 U
HEXACHLOROBENZENE	490 U	410 U	400 U	410 U	500 U
HEXACHLOROBUTADIENE	490 U	410 U	400 U	410 U	500 U
HEXACHLOROCYCLOPENTADIENE	2400 U	2000 U	1900 U	2000 U	2400 U
HEXACHLOROETHANE	490 U	410 U	400 U	410 U	500 U
INDENO(1,2,3-CD)PYRENE	490 U	410 U	400 U	410 U	500 U
ISOPHORONE	490 U	410 U	400 U	410 U	500 U
NAPHTHALENE	490 U	410 U	400 U	410 U	500 U

TABLE G-3
ANALYTICAL RESULTS FOR SUBSURFACE SOIL
STRAWBERRY POINT
MIDDLE RIVER COMPLEX, MIDDLE RIVER, MARYLAND

SAMPLE ID:	SB-5-0708	SB-6-0708	SB-7-0506	SB-8-0506	SB-9-0708
LABORATORY ID:	C8H210225007	C8H210225011	C8H210225002	C8H210225010	C8H210225009
SAMPLE DATE:	8/20/2008	8/20/2008	8/19/2008	8/20/2008	8/20/2008
DEPTH:	7 - 8	7 - 8	5 - 6	5 - 6	7 - 8
NITROBENZENE	490 U	410 U	400 U	410 U	500 U
N-NITROSO-DI-N-PROPYLAMINE	490 U	410 U	400 U	410 U	500 U
N-NITROSODIPHENYLAMINE	490 U	410 U	400 U	410 U	500 U
PENTACHLOROPHENOL	2400 U	2000 U	1900 U	2000 U	2400 U
PHENANTHRENE	490 U	410 U	400 U	410 U	500 U
PHENOL	490 U	410 U	400 U	410 U	500 U
PYRENE	490 U	410 U	400 U	410 U	500 U
VOLATILE SOILS (ug/kg)					
1,1,1-TRICHLOROETHANE	7.4 U	6.2 U	6.1 U	6.3 U	7.6 U
1,1,2,2-TETRACHLOROETHANE	7.4 U	6.2 U	6.1 U	6.3 U	7.6 U
1,1,2-TRICHLOROETHANE	7.4 U	6.2 U	6.1 U	6.3 U	7.6 U
1,1,2-TRICHLOROTRIFLUOROETHANE	7.4 U	6.2 U	6.1 U	6.3 U	7.6 U
1,1-DICHLOROETHANE	7.4 U	6.2 U	6.1 U	6.3 U	7.6 U
1,1-DICHLOROETHENE	7.4 U	6.2 U	6.1 U	6.3 U	7.6 U
1,2,4-TRICHLOROBENZENE	7.4 U	6.2 U	6.1 U	6.3 U	7.6 U
1,2-DIBROMO-3-CHLOROPROPANE	7.4 U	6.2 U	6.1 U	6.3 U	7.6 U
1,2-DIBROMOETHANE	7.4 U	6.2 U	6.1 U	6.3 U	7.6 U
1,2-DICHLOROBENZENE	7.4 U	6.2 U	6.1 U	6.3 U	7.6 U
1,2-DICHLOROETHANE	7.4 U	6.2 U	6.1 U	6.3 U	7.6 U
1,2-DICHLOROPROPANE	7.4 U	6.2 U	6.1 U	6.3 U	7.6 U
1,3-DICHLOROBENZENE	7.4 U	6.2 U	6.1 U	6.3 U	7.6 U
1,4-DICHLOROBENZENE	7.4 U	6.2 U	6.1 U	6.3 U	7.6 U
2-BUTANONE	17	6.2 U	6.1 U	6.3 U	7.6 U
2-HEXANONE	7.4 U	6.2 U	6.1 U	6.3 U	7.6 U
4-METHYL-2-PENTANONE	7.4 U	6.2 U	6.1 U	6.3 U	7.6 U
ACETONE	92	25 U	24 U	8.4 J	54
BENZENE	7.4 U	6.2 U	6.1 U	6.3 U	7.6 U
BROMODICHLOROMETHANE	7.4 U	6.2 U	6.1 U	6.3 U	7.6 U
BROMOFORM	7.4 U	6.2 U	6.1 U	6.3 U	7.6 U
BROMOMETHANE	7.4 U	6.2 U	6.1 U	6.3 U	7.6 U
CARBON DISULFIDE	3.5 J	6.2 U	6.1 U	6.3 U	7.5 J

TABLE G-3
ANALYTICAL RESULTS FOR SUBSURFACE SOIL
STRAWBERRY POINT
MIDDLE RIVER COMPLEX, MIDDLE RIVER, MARYLAND

SAMPLE ID:	SB-5-0708	SB-6-0708	SB-7-0506	SB-8-0506	SB-9-0708
LABORATORY ID:	C8H210225007	C8H210225011	C8H210225002	C8H210225010	C8H210225009
SAMPLE DATE:	8/20/2008	8/20/2008	8/19/2008	8/20/2008	8/20/2008
DEPTH:	7 - 8	7 - 8	5 - 6	5 - 6	7 - 8
CARBON TETRACHLORIDE	7.4 U	6.2 U	6.1 U	6.3 U	7.6 U
CHLOROBENZENE	7.4 U	6.2 U	6.1 U	6.3 U	7.6 U
CHLORODIBROMOMETHANE	7.4 U	6.2 U	6.1 U	6.3 U	7.6 U
CHLOROETHANE	7.4 U	6.2 U	6.1 U	6.3 U	7.6 U
CHLOROFORM	7.4 U	6.2 U	6.1 U	6.3 U	7.6 U
CHLOROMETHANE	7.4 U	6.2 U	6.1 U	6.3 U	7.6 U
CIS-1,2-DICHLOROETHENE	7.4 U	6.2 U	6.1 U	6.3 U	7.6 U
CIS-1,3-DICHLOROPROPENE	7.4 U	6.2 U	6.1 U	6.3 U	7.6 U
CYCLOHEXANE	7.4 U	6.2 U	6.1 U	6.3 U	7.6 U
DICHLORODIFLUOROMETHANE	7.4 U	6.2 U	6.1 U	6.3 U	7.6 U
ETHYLBENZENE	7.4 U	6.2 U	6.1 U	6.3 U	7.6 U
ISOPROPYLBENZENE	7.4 U	6.2 U	6.1 U	6.3 U	7.6 U
METHYL ACETATE	7.4 U	6.2 U	6.1 U	6.3 U	7.6 U
METHYL CYCLOHEXANE	7.4 U	6.2 U	6.1 U	6.3 U	7.6 U
METHYL TERT-BUTYL ETHER	7.4 U	6.2 U	6.1 U	6.3 U	7.6 U
METHYLENE CHLORIDE	7.4 U	6.2 U	6.1 U	6.3 U	7.6 U
STYRENE	7.4 U	6.2 U	6.1 U	6.3 U	7.6 U
TETRACHLOROETHENE	7.4 U	6.2 U	6.1 U	6.3 U	7.6 U
TOLUENE	7.4 U	6.2 U	6.1 U	6.3 U	7.6 U
TOTAL XYLENES	22 U	19 U	18 U	19 U	23 U
TRANS-1,2-DICHLOROETHENE	7.4 U	6.2 U	6.1 U	6.3 U	7.6 U
TRANS-1,3-DICHLOROPROPENE	7.4 U	6.2 U	6.1 U	6.3 U	7.6 U
TRICHLOROETHENE	7.4 U	6.2 U	6.1 U	6.3 U	7.6 U
TRICHLOROFLUOROMETHANE	7.4 U	6.2 U	6.1 U	6.3 U	7.6 U
VINYL CHLORIDE	7.4 U	6.2 U	6.1 U	6.3 U	7.6 U