Technical Memorandum: August 2011 Interim Surface Water Sampling Results for Frog Mortar Creek Martin State Airport 701 Wilson Point Road Middle River, Maryland

Prepared for:

Lockheed Martin Corporation

Prepared by:

Tetra Tech, Inc.

March 2012

Michael Martin, P.G.
Regional Manager

Tony Apanavage, P.G.
Project Manager

This page intentionally left blank.

TABLE OF CONTENTS

Section **Page**

ACRONYMS v

1 INTRODUCTION 1-1

2 SITE BACKGROUND AND PREVIOUS INVESTIGATIONS 2-1

2.1 SITE BACKGROUND 2-1
2.2 PREVIOUS INVESTIGATIONS OF FROG MORTAR CREEK 2-2
2.2.1 1997 Investigation 2-2
2.2.2 2004 Investigation 2-3
2.2.3 2007–2008 Investigation 2-3
2.2.4 2010 Investigation 2-5
2.2.5 March 2011 Investigation 2-5
2.2.6 June 2011 Investigation 2-6

3 INVESTIGATION APPROACH AND METHODOLOGY 3-1

3.1 SURFACE WATER SAMPLING 3-1
3.1.1 Surface Water Sampling and Chemical Analyses 3-1
3.1.2 Documentation 3-2
3.1.3 Sample Nomenclature and Handling 3-3
3.1.4 Equipment Decontamination 3-3
3.1.5 Waste Management 3-4
3.2 DATA MANAGEMENT 3-4
3.2.1 Data Tracking and Control 3-4
3.2.2 Sample Information 3-4
3.2.3 Project Data Compilation 3-5
3.2.4 Geographical Information System 3-5
3.3 DATA REVIEW 3-5

4 RESULTS 4-1

4.1 SURFACE WATER DATA AND SCREENING CRITERIA 4-1
4.2 SURFACE WATER SAMPLING RESULTS 4-1

TABLE OF CONTENTS (continued)

Section **Page**

4.2.1 High Tide Sampling Results 4-1
4.2.2 Low Tide Sampling Results 4-3
4.2.3 Trend Analysis for Tidal Phases 4-4

5 SUMMARY 5-1

6 REFERENCES 6-1

APPENDICES

APPENDIX A—SURFACE WATER SAMPLE LOG SHEETS

APPENDIX B—DATA VALIDATION REPORTS (ON CD)

APPENDIX C—CHEMICAL RESULTS DATA TABLE

LIST OF FIGURES

Page

Figure 1-1 Martin State Airport, Dump Road Area, and Frog Mortar Creek Location Map. 1-3
Figure 2-1 Martin State Airport and Surrounding Features 2-8
Figure 2-2 Areas of Concern, Dump Road and Runway Area 2-9
Figure 2-3 1997 Surface Water and Sediment Sampling Locations 2-10
Figure 2-4 2004 Surface Water and Sediment Sampling Locations 2-11
Figure 2-5 2007 Trident Probe Sampling Locations 2-12
Figure 2-6 2007 Phase II Surface Water and Sediment Sampling Locations 2-13
Figure 2-7 2007-2008 Phase III Surface Water and Sediment Sampling Locations 2-14
Figure 2-8 July 2010 Surface Water Sampling Locations 2-15
Figure 2-9 March 2011 Surface Water Sampling Locations with Analytes Exceeding Screening Criteria 2-16
Figure 2-10 June 2011 Surface Water Sampling Locations 2-17
Figure 3-1 August 2011 Surface Water Sampling Locations 3-8
Figure 4-1 Concentrations of Trichloroethene in Surface Water Samples, August 2011 High Tide 4-18
Figure 4-2 Concentrations of *cis*-1,2-Dichloroethene in Surface Water Samples, August 2011 High Tide 4-19

LIST OF FIGURES (continued)

Page

Figure 4-3 Concentrations of Vinyl Chloride in Surface Water Samples, August 2011 High Tide 4-20

Figure 4-4 Concentrations of Trichloroethene in Surface Water Samples, August 2011 Low Tide 4-21

Figure 4-5 Concentrations of *cis*-1,2-Dichloroethene in Surface Water Samples, August 2011 Low Tide 4-22

Figure 4-6 Concentrations of Vinyl Chloride in Surface Water Samples, August 2011 Low Tide 4-23

Figure 4-7 Trichloroethene Concentrations Surface Water Samples - Depth = 1 Foot Below Surface 4-24

Figure 4-8 *cis*-1,2-Dichloroethene Concentrations Surface Water Samples - Depth = 1 Foot Below Surface 4-25

Figure 4-9 Vinyl Chloride Concentrations Surface Water Samples - Depth = 1 Foot Below Surface 4-26

Figure 4-10 Trichloroethene Concentrations Surface Water Samples - Depth = 2–4 Feet Below Surface 4-27

Figure 4-11 *cis*-1,2-Dichloroethene Concentrations Surface Water Samples – Depth = 2–4 Feet Below Surface 4-28

Figure 4-12 Vinyl Chloride Concentrations Surface Water Samples - Depth = 2–4 Feet Below Surface 4-29

Figure 4-13 Trichloroethene Concentrations Surface Water Samples - Depth = 3–5 Feet Below Surface 4-30

Figure 4-14 *cis*-1,2-Dichloroethene Concentrations Surface Water Samples - Depth = 3–5 Feet Below Surface 4-31

Figure 4-15 Vinyl Chloride Concentrations Surface Water Samples - Depth = 3–5 Feet Below Surface 4-32

LIST OF TABLES

Page

Table 3-1 Field and Chemical Analyses for Frog Mortar Creek Surface Water Samples—August 2011 3-7

Table 4-1 Analytical Results and Screening Criteria for Surface Water: High Tide, August 2011 4-7

Table 4-2 Analytical Results and Screening Criteria for Surface Water: Low Tide, August 2011 4-12

This page intentionally left blank.

ACRONYMS

AWQC	Ambient Water Quality Criteria
BTAG	Biological Technical Advisory Group
BTEX	benzene, toluene, ethylbenzene, and xylenes
cis-1,2-DCE	*cis*-1,2-dichloroethene
COC	chain of custody
COMAR	Code of Maryland Regulations
cVOC	chlorinated volatile organic compound
DO	dissolved oxygen
DRA	Dump Road Area
GIS	geographic information system
HASP	health and safety plan
IDW	investigation-derived waste
Lockheed Martin	Lockheed Martin Corporation
MAA	Maryland Aviation Administration
MDE	Maryland Department of the Environment
MSA	Martin State Airport
µg/L	microgram(s) per liter
NRWQC	National Recommended Water Quality Criteria
ORP	oxidation-reduction potential
PA	project assistant
PAHs	polycyclic aromatic-hydrocarbons
PDF	portable document format
PPE	personal protective equipment
QA/QC	quality assurance/quality control
RI	remedial investigation
SVOC	semivolatile organic compound
TCE	trichloroethene
Tetra Tech	Tetra Tech, Inc.
™	Trademark
USEPA	U.S. Environmental Protection Agency
VC	vinyl chloride
VOC	volatile organic compound

This page intentionally left blank.

Section 1
Introduction

On behalf of Lockheed Martin Corporation (Lockheed Martin), Tetra Tech, Inc. (Tetra Tech) has prepared this technical memorandum to report the results of an interim surface water sampling event completed on August 16, 2011. Quarterly sampling of surface water in Frog Mortar Creek began in March 2011 as part of the investigation of the Dump Road Area (DRA) at Martin State Airport (MSA) in Middle River, Maryland (see Figure 1-1). An expanded quarterly surface water sampling event was performed on June 8, 2011; the next quarterly sampling round is scheduled for September 2011. This interim surface water sampling event was conducted in accordance with a sampling plan submitted to the Maryland Department of the Environment (MDE) on August 8, 2011. This interim event was performed between the June and September quarterly sampling events to assess potential human health risks to summertime recreational users of Frog Mortar Creek.

The sampling objectives were to:

- provide additional surface water quality data to determine the concentrations and spatial distributions of volatile organic compounds (VOCs) in Frog Mortar Creek which may be emanating from a groundwater plume at the Dump Road Area at Martin State Airport
- assess surface water impacts at varying depths throughout the water column
- evaluate the possible influence of tidal fluctuations on Frog Mortar Creek surface water quality near the Dump Road Area
- provide information to assess human health risks posed to recreational users of Frog Mortar Creek

This technical memorandum is organized as follows:

Section 2—Site Background and Previous Investigations: Briefly describes the site and summarizes previous Frog Mortar Creek investigations.

Section 3—Investigation Approach and Methodology: Presents the technical approach of the surface water sampling and describes the field methodology.

Section 4—Results: Presents the investigation findings.

Section 5—Summary: Summarizes the investigation approach and findings.

Section 6—References: Cites references used to compile this memorandum.

Map Document: (K:\GProject\MartinStateAirport-LMC\MapDocs\MXD\Maps\MSA and Dump Road Area location map_1 9 12.mxd)
1/9/2012 -- 10:27:03 AM

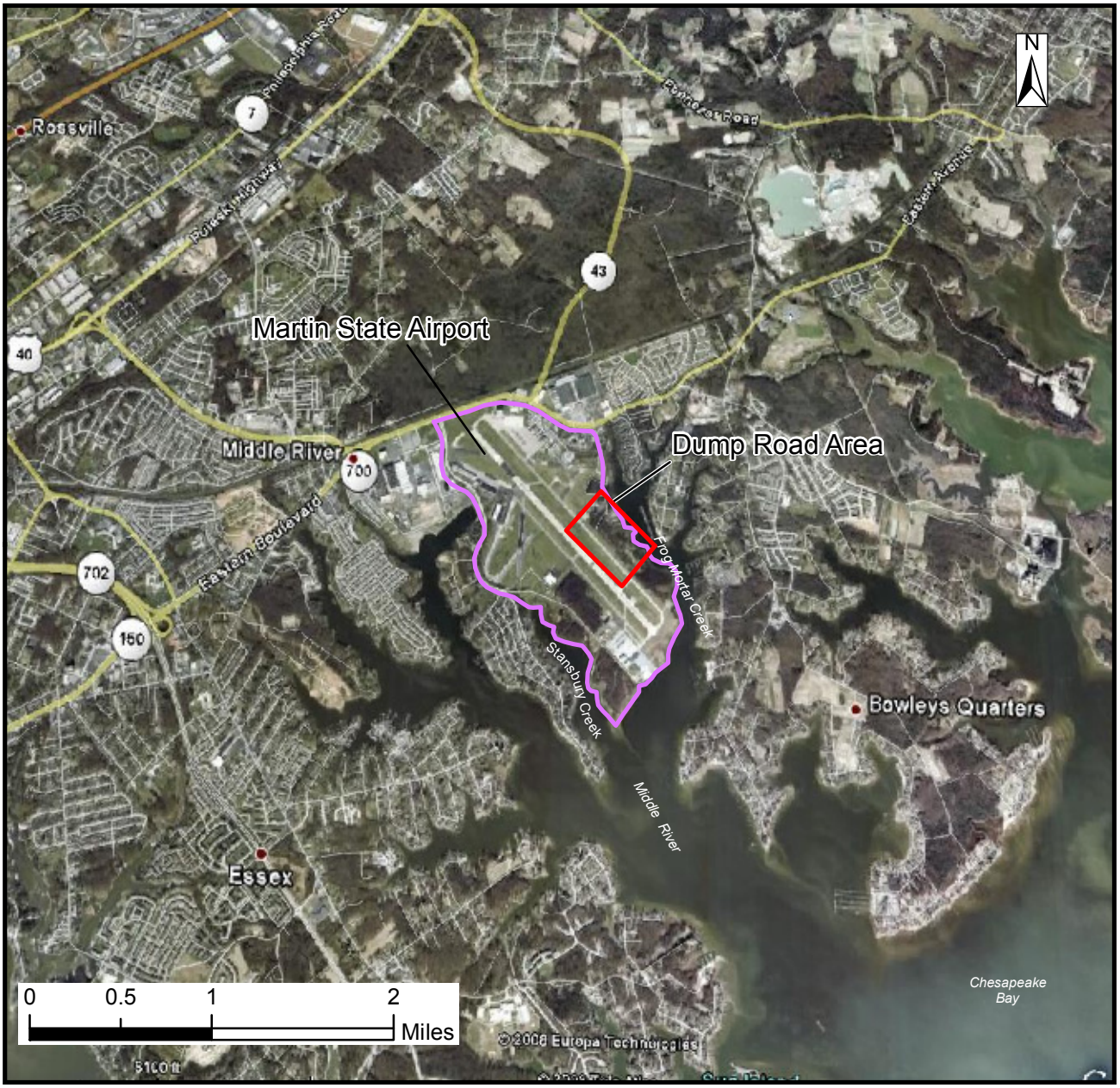

Source: Google Earth Pro, 2008

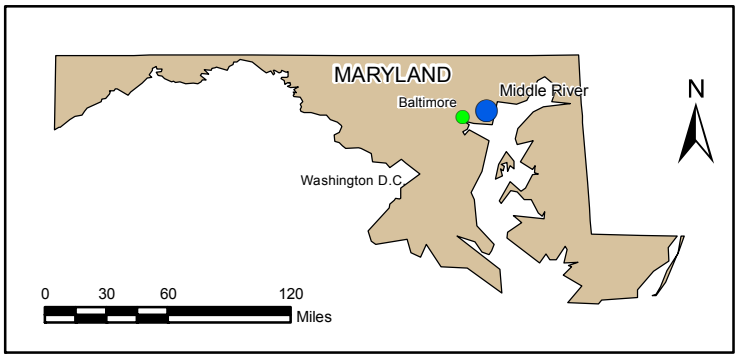

FIGURE 1-1

MARTIN STATE AIRPORT, DUMP ROAD AREA, AND FROG MORTAR CREEK LOCATION MAP

Frog Mortar Creek
Lockheed Martin, Martin State Airport
Middle River, Maryland

DATE MODIFIED:	CREATED BY:
1/9/12	MP

TETRA TECH

Section 2
Site Background and Previous Investigations

2.1 SITE BACKGROUND

Martin State Airport (MSA) is located at 701 Wilson Point Road in Middle River, Maryland and is bounded by Frog Mortar Creek to the east and Stansbury Creek and Dark Head Cove to the west (Figure 2-1). Both creeks are tidal tributaries of the Chesapeake Bay. The area under investigation is Frog Mortar Creek, east of and adjacent to the Dump Road Area (DRA) site at the MSA. Environmental investigations of the DRA began in 1989 when the Maryland Department of the Environment (MDE) conducted a preliminary assessment of MSA. During the 1930s, 1940s, and 1950s, the Glenn L. Martin Aircraft Company reportedly used a sand pit under the current Taxiway Tango to dump spent battery-acid, acid-type strippers, and other acidic solutions, along with dredge spoils and construction debris. The U.S. Environmental Protection Agency (USEPA) reviewed the preliminary assessment, concluded that no signs of waste disposal were apparent, and classified the site as No Further Remedial Action Planned.

In July 1991, four drums containing dried zinc-chromate paint were uncovered during installation of underground electric cables adjacent to Taxiway Tango, prompting MDE to order additional studies (MDE, 1992 and 1997). The location of the four excavated drums is shown in Figure 2-2. The Maryland Aviation Administration (MAA), the owner of the airport at this time, removed the drums and conducted environmental studies from 1991–1998, including geophysical surveys to locate and identify buried materials, and sampling and chemical analyses of soil, groundwater, surface water, and sediment. These initial investigations identified four areas of concern at MSA: the Taxiway Tango Median Anomaly Area, the Drum Area, two ponds (Pond 1 and Pond 2), and the Petroleum Hydrocarbon Area (Figure 2-2).

From 1999–2009, the Lockheed Martin Corporation (Lockheed Martin), the successor corporate entity of the Glenn L. Martin Aircraft Company, conducted a remedial investigation (RI) of the

DRA (Tetra Tech, Inc. [Tetra Tech], 2010a). Supplemental RI studies of the DRA were also conducted by Lockheed Martin in 2010 and 2011 (Tetra Tech 2010b,c, 2011a-c, 2012a-d) to further delineate the extent of soil, groundwater, and sediment chemical contamination indicated by the earlier studies. Through geophysical surveys, test pits, soil borings, and soil-sample chemical analyses, the RI and supplemental studies identified surface and subsurface soil contamination from buried fill material. The fill material consists of soil, stained soil, and debris, the latter of which is comprised of concrete rubble and disposed industrial items (e.g., batteries, decomposed drums, tires, paint cans, burnt items, sludge, buckets, glass, wood, etc.).

Volatile organic compounds (VOCs), semivolatile organic compounds (SVOCs) (primarily polycyclic aromatic hydrocarbons [PAHs]), and several metals were detected in soils at concentrations exceeding human health-risk screening levels. Chlorinated VOCs (cVOCs) (e.g., trichloroethene [TCE] and its degradation products), petroleum VOCs (e.g., benzene, toluene, ethylbenzene, and xylenes [BTEX]), and metals were also found in surficial-aquifer groundwater at concentrations exceeding Maryland groundwater and drinking water standards. Complete details of the site background, including previous investigations, descriptions of site geology and hydrogeology, and current conditions are provided in the RI (Tetra Tech, 2010a).

2.2 PREVIOUS INVESTIGATIONS OF FROG MORTAR CREEK

2.2.1 1997 Investigation

An MAA investigation in late 1997 evaluated possible contamination of surface water and bottom sediments in Frog Mortar Creek east and hydraulically downgradient of the DRA (Apex Environmental, 1998). Six sediment and nine surface water samples were collected along three transects in Frog Mortar Creek, as shown in Figure 2-3. Surface water and sediment samples were analyzed for VOCs, SVOCs, metals, cyanide, and pH (a measure of the acidity or alkalinity of a substance).

SVOCs and cyanide were not detected in these surface water samples at concentrations above laboratory-method detection limits. The only detected VOC detected (methylene chloride) is considered a common laboratory contaminant. Several SVOCs (primarily PAHs) and metals were detected above the laboratory-method detection limits in the sediment samples. These data also show that several metals exceeded comparison criteria in surface water samples, and copper was detected at high concentrations in sediment samples. As for SVOCs, the Maryland

Environmental Service (MAA's consultant at the time of the investigation) determined that SVOC concentrations in sediment are comparable to background levels found in other sediment samples collected in the Chesapeake Bay, and that they pose no public health or environmental concerns with respect to surface water or bottom-sediment quality. An MDE memorandum dated August 20, 1998 (MDE, 1998) reviewed the surface water and sediment data and concluded that exposure concentrations of these constituents are within USEPA recommended levels of risk.

2.2.2 2004 Investigation

In July 2004, Tetra Tech collected sediment and surface water samples from Frog Mortar Creek to provide quality data for risk assessment (Tetra Tech, 2006). Two sediment and two surface water samples were collected within 50 feet of the DRA shoreline. These locations were selected based on extensive groundwater sampling and modeling, which indicate that the on-site VOC plume is toward Frog Mortar Creek. Sampling locations are shown in Figure 2-4.

Sediment and surface water samples were analyzed for inorganic constituents, VOCs, SVOCs, polychlorinated biphenyls, and pesticides. Very low concentrations of VOCs and concentrations of various metals were detected in surface water and sediment samples. These data were used to assess risk to recreational users of Frog Mortar Creek. The results of the human health risk assessment indicate that contacting sediments and surface water in Frog Mortar Creek while recreating does not pose a significant cancer risk or health hazard to adults, youth, and child recreational users (Tetra Tech, 2006).

2.2.3 2007–2008 Investigation

In 2007–2008, Tetra Tech completed a three-phase investigation of surface water and sediment in Frog Mortar Creek (Tetra Tech, 2009) to identify and sample areas where groundwater discharges into Frog Mortar Creek, to assess potential impacts to the sediment and surface water, and to assess whether contaminants may have historically migrated from the site into Frog Mortar Creek via surface erosion. The three-phase investigation performed the following tasks: *Phase I* used a Trident™ probe to identify locations where groundwater discharges to surface water; *Phase II* sampled surface water and shallow sediment at locations identified in Phase I as possible groundwater discharge points; and *Phase III* sampled deeper sediment at locations identified in Phase II as possibly affected. Sampling locations for the three phases of this investigation are shown in Figures 2-5 through 2-7.

The results of the Phase I Trident™ study identified the likely presence of groundwater discharge at the southern end of the groundwater plume at the DRA. The Phase II investigation indicated that groundwater discharge appears to be affecting surface water and sediment in Frog Mortar Creek east of the DRA. The Phase III investigation confirmed the Phase II results, but also indicated that metals and PAHs are widespread in the Frog Mortar Creek system, including areas away from the DRA.

The 2007–2008 investigation concluded that cVOC groundwater contamination was affecting surface water and sediment upon discharge at locations adjacent to and east of the DRA. These locations are within the lateral boundaries of the groundwater plume and known fill area at the DRA. The sediment sampling and analyses found that the highest concentrations of cVOCs in sediments were adjacent to the site, that the highest concentrations of metals were typically found at background locations, and the highest concentrations of PAHs were found in Frog Mortar Creek north of the site.

Several concentrations of metals in surface water exceed USEPA National Recommended Water Quality Criteria (NRWQC). Concentrations of these metals are consistent in Frog Mortar Creek and did not appear to be associated with known MSA contaminant sources, and did not appear to represent a high level of potential risk. Most metals appeared to be in dissolved form and not adsorbed to suspended material in the water column.

The 2007–2008 study concluded that surface water concentrations of PAHs and metals appear to be associated with typical sources in active, recreational water bodies such as Frog Mortar Creek; these include metals from marine paint, PAHs from boat exhaust and oil discharge, and runoff from land sources. Only Gar Gut, an embayment of Frog Mortar Creek to the north, demonstrated impacts that may not be associated with these typical types of contaminant sources in Frog Mortar Creek, and thus may represent a separate source. Gar Gut was found to have localized elevated concentrations of VOCs, PAHs, and metals in surface water and elevated concentrations of PAHs in sediment. The types and concentrations of contaminants at this location have a different signature than contamination found at other locations. Based on the results of the 2007-2008 investigation, MDE issued a letter confirming no remediation requirements for sediment and surface water are necessary in Frog Mortar Creek (MDE, 2010).

2.2.4 2010 Investigation

As a part of the July 2010 groundwater and surface water sampling program, three surface water samples were collected along the western shoreline of Frog Mortar Creek near the DRA (Tetra Tech, 2010c). Sampling locations are shown in Figure 2-8. Sample MSA-SW38 was collected northeast of wells DMW2A/B, near the center of the DRA groundwater VOC plumes. Samples MSA-SW37 and MSA-SW39 were collected north and south of the DRA, respectively.

Sample MSA-SW38 reflects near-shore surface water quality in a locale hydraulically downgradient of the DRA VOC groundwater plume. In that sample, the primary site groundwater contaminants TCE, *cis*-1,2-dichloroethene (*cis*-1,2-DCE), vinyl chloride (VC), and 1,4-dioxane were detected, as well as low concentrations of three other DRA groundwater VOCs: 1,2,4-trichlorobenzene, 1,3-dichlorobenzene, and 1,4-dichlorobenzene. Its VC concentration of 32 micrograms per liter (µg/L) exceeds the human health consumption-of-organism criterion.

These results indicate that VOCs in groundwater from the DRA discharge to Frog Mortar Creek. Other site VOCs (such as BTEX, chlorobenzene, and other chlorobenzene isomers) were not detected in the Frog Mortar Creek surface water samples collected in 2010. Hexavalent chromium was detected in the three surface water samples at low concentrations. One hexavalent chromium concentration at MSA-SW39 exceeded the human health tap water screening level used for the study. The 2010 surface water results, showing increased concentrations of some constituents of concern, prompted Lockheed Martin and MDE to agree to a more frequent sampling and analysis of surface water in 2011. This report is an outcome off that agreement to conduct more frequent sampling and analysis of Frog Mortar Creek.

2.2.5 March 2011 Investigation

As a part of the 2011 surface water sampling program, five surface water samples were collected along the western shoreline of Frog Mortar Creek near the DRA on March 3, 2011 (Tetra Tech, 2012c). Sampling locations are shown in Figure 2-9. All five March 2011 surface water samples were collected near the Frog Mortar Creek shoreline from approximately one foot below the water surface. Samples MSA-SW37 and MSA-SW39 were collected north and south of the DRA, respectively. TCE, *cis*-1,2-DCE, VC, 1,4-dioxane, and metals were detected in the March 2011 surface water samples. PAHs, perchlorate, and hexavalent chromium were not detected in the March 2011 surface water samples. Concentrations of TCE exceed an ecological

screening criterion at locations MSA-SW38 and MSA-SW41 (central portion of the DRA) and xylenes exceeded ecological screening criteria at sample location MSA-SW38. VC was also detected at location MSA-SW38 at a concentration of 140 µg/L, which exceeded a human health consumption-of-organism criterion of 24 µg/L. Metals exceeding the ecological and/or human health screening criteria in these samples include dissolved arsenic, dissolved barium, dissolved cadmium, total iron, and dissolved manganese. However, concentrations of dissolved arsenic, as well as total arsenic, are similar in all samples and are similar to the arsenic concentrations reported for reference samples (i.e., background locations) collected as part of Lockheed Martin's 2007-2008 Frog Mortar Creek investigation.

2.2.6 June 2011 Investigation

In June 2011, 27 surface water samples were collected along nine surface water sampling-transects (MSA-SW37 to MSA-SW45) (Tetra Tech, 2012c). The sampling locations are shown in Figure 2-10. The transects were spaced approximately 350-feet apart, with five of the nine transects collocated with previous (March 2011) sampling locations MSA-SW37, MSA-SW38, MSA-SW39, MSA-SW40, and MSA-SW41. Along each transect, one sample was collected near the shoreline ("A" sample), one sample was collected approximately 50 feet from the shoreline ("B" sample) and one sample was collected approximately 100 feet from the shoreline ("C" sample). Each sample was collected approximately one foot below the water surface.

The June 2011 samples were analyzed for VOCs, SVOCs (including 1,4-dioxane), filtered and unfiltered metals, hexavalent chromium, and perchlorate. VOCs (primarily TCE, *cis*-1,2-DCE and VC), a few SVOCs, and metals were detected in the June 2011 surface water samples. The detected VOC concentrations in June 2011 samples were less than the screening criteria. Metals exceeding the screening criteria in the June 2011 samples included dissolved arsenic and dissolved barium. The dissolved and total arsenic concentrations were lower than the dissolved arsenic concentrations for reference samples (i.e., background locations) sampled as part of Lockheed Martin's 2007–2008 Frog Mortar Creek investigation. Barium was not analyzed as part of the 2007-2008 Frog Mortar Creek sampling program; therefore, the June barium results could be compared to prior reference sample concentrations. Perchlorate and 1,4-dioxane were not detected in the June 2011 surface water samples. SVOCs detected were either attributed to

laboratory artifacts (phthalates), or were detected very infrequently and at concentrations below the screening criteria.

Concentrations of VOCs are greatest at sampling location MSA-SW38A, northeast and hydraulically downgradient of DRA monitoring wells that contain some of the highest concentrations of site-related constituents in groundwater (i.e., wells DMW2S/A/B and DMW3S/I/D). At most sampling transects, TCE and *cis*-1,2-DCE concentrations are highest near the shoreline, and decreased progressively in samples collected farther from the shoreline. Concentrations of TCE and *cis*-1,2-DCE decreased progressively north and south of MSA-SW38A-C. However, *cis*-1,2-DCE was not detected as far south as TCE (i.e., not detected in MSA-SW45A-C and MSA-SW39B).

The maximum concentration of VC was detected at location MSA-SW38A, with lower concentrations in samples from transects to the north (MSA-SW40B, MSA-SW42A, and MSA-SW37B). VC was not detected in any samples collected beyond 50 feet from the shoreline.

This page intentionally left blank

Map Document: (K:\GProject\MartinStateAirport-LMC\MapDocs\MXD\Maps\MSA Main Terminal and Surrounding Features_revised 1 13 12.mxd)
1/13/2012 -- 1:01:35 PM

Source: Google Earth Pro, 2010

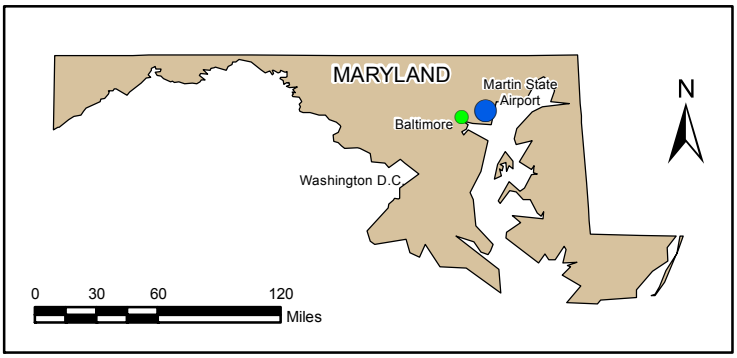

FIGURE 2-1

MARTIN STATE AIRPORT AND SURROUNDING FEATURES

Frog Mortar Creek
Lockheed Martin, Martin State Airport
Middle River, Maryland

DATE MODIFIED:	CREATED BY:
1/13/12	MP

TETRA TECH

Map Document: (K:\GProject\MartinStateAirport-LMC\MapDocs\MXD\Maps\MSA Dump Road Features Fig 2-1_revised 1 13 12.mxd)
1/13/2012 -- 3:18:49 PM

FIGURE 2-2

AREAS OF CONCERN
DUMP ROAD AND RUNWAY AREA

LEGEND

POND

MARYLAND AIR NATIONAL GUARD BOUNDARY

Frog Mortar Creek
Lockheed Martin, Martin State Airport
Middle River, Maryland

0 60 120 240 Feet

N

DATE MODIFIED: 1/13/12

CREATED BY: MP

TETRA TECH

FIGURE 2-3

1997 SURFACE WATER AND SEDIMENT SAMPLING LOCATIONS

Frog Mortar Creek
Lockheed Martin, Martin State Airport
Middle River, Maryland

0 500 Feet

N

DATE MODIFIED: 1/9/12

CREATED BY: MP

TETRA TECH

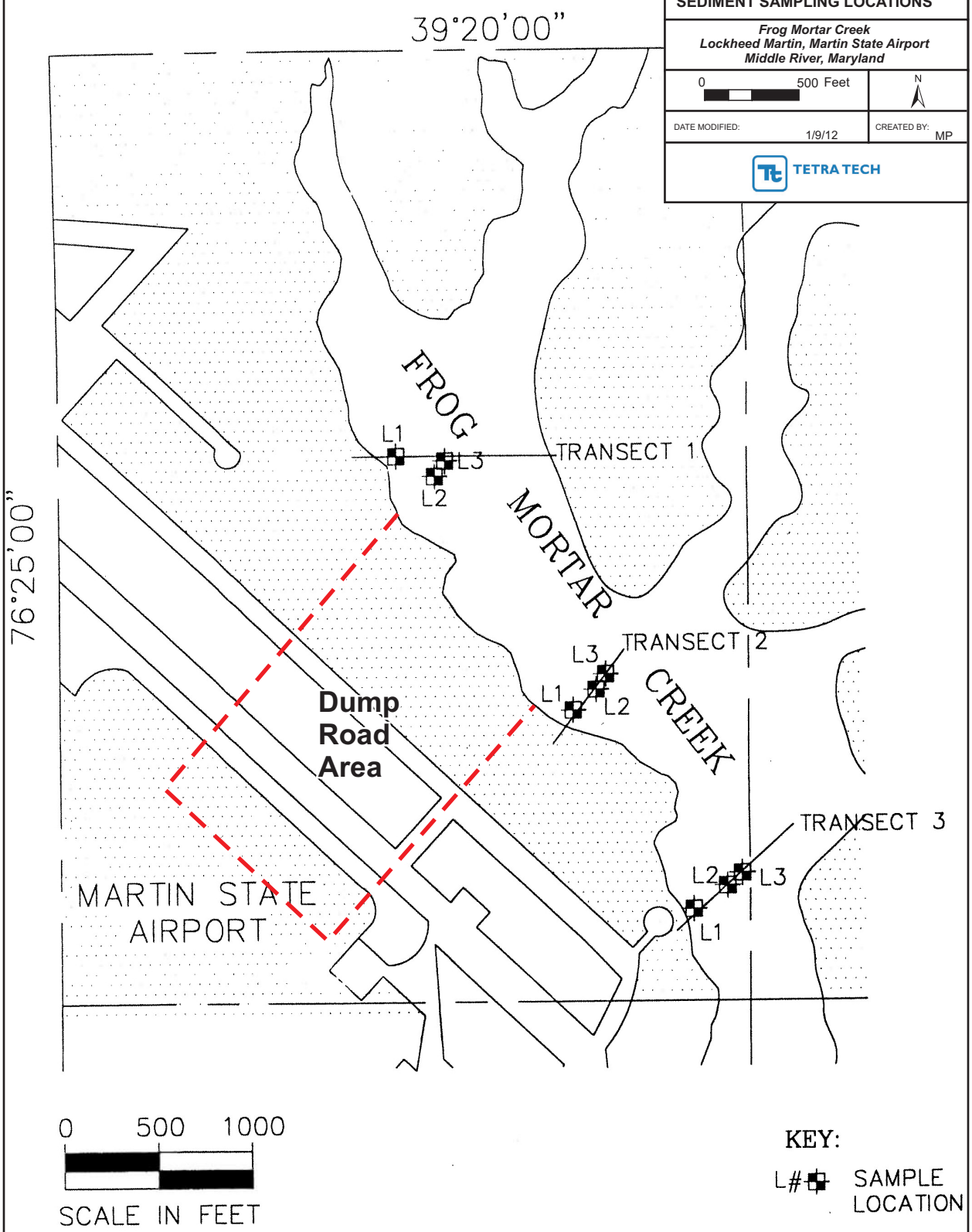

Drawing Source: Apex Environmental Inc, 1997

K:\Graphics\Lockheed\MSA\FMC Sample Locations 1997_revised 1 9 12.cdr

Map Document: (K:\GProject\MartinStateAirport-LMC\MapDocs\MXD\Maps\MSA 2004 Surface Water and Sediment Samples_revised 1 9 12.mxd)
1/9/2012 -- 3:37:54 PM



Map Document: (K:\GProject\MartinStateAirport-LMC\MapDocs\MXD\Maps\MSA 2007 Trident Sample Locations.mxd)
4/18/2011 -- 12:06:29 PM

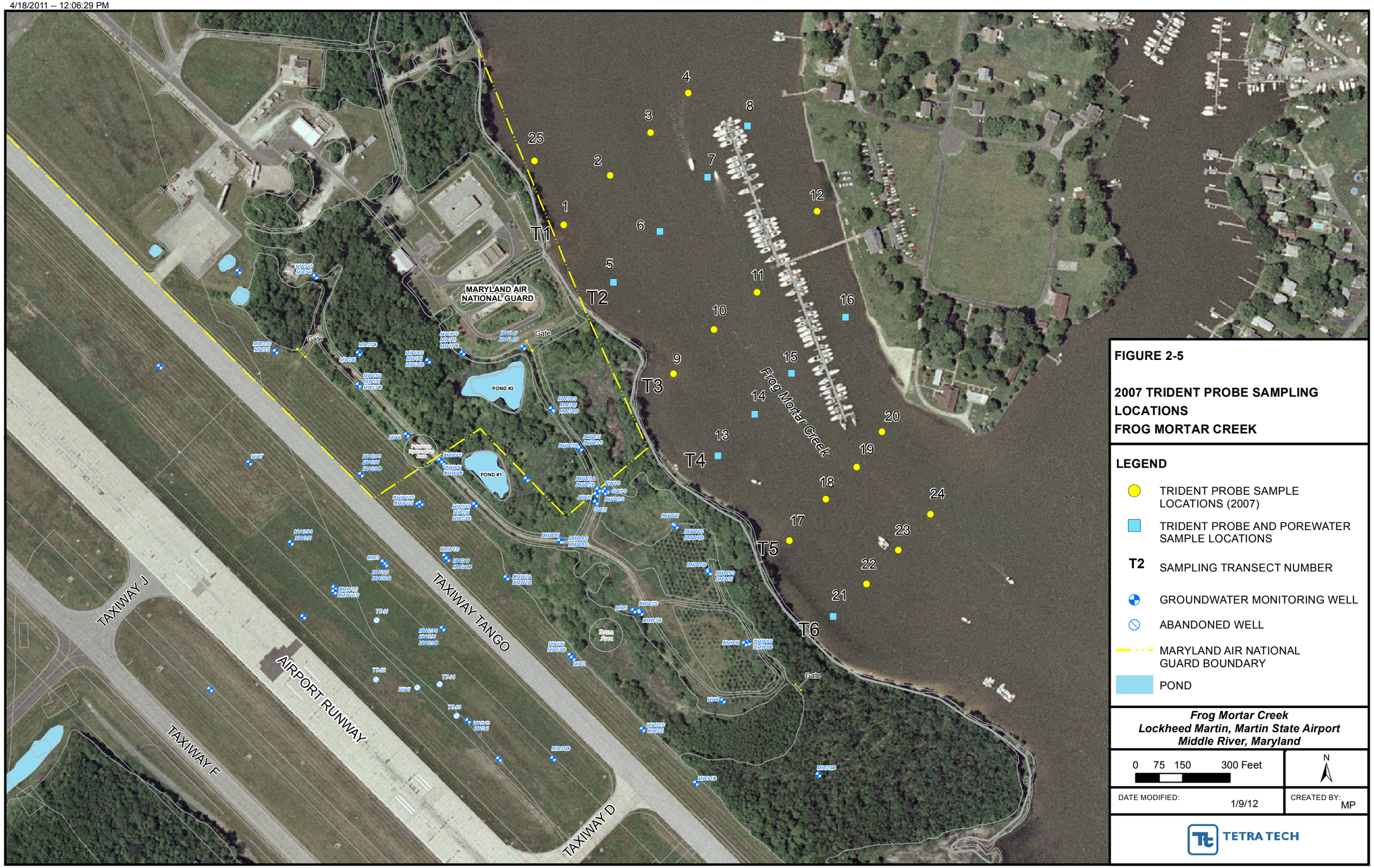

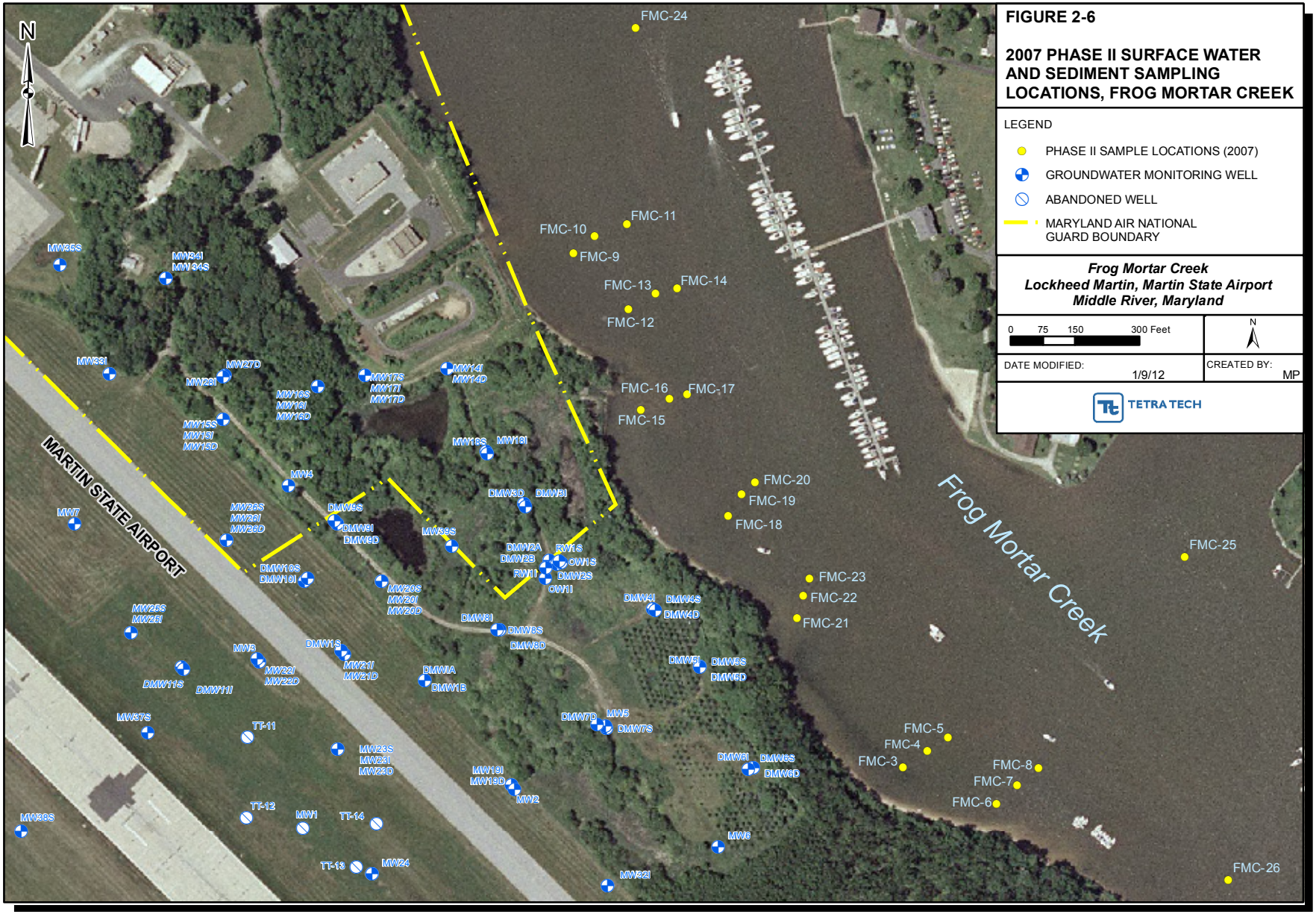

FIGURE 2-6

2007 PHASE II SURFACE WATER AND SEDIMENT SAMPLING LOCATIONS, FROG MORTAR CREEK

LEGEND

- PHASE II SAMPLE LOCATIONS (2007)
- GROUNDWATER MONITORING WELL
- ABANDONED WELL
- MARYLAND AIR NATIONAL GUARD BOUNDARY

Frog Mortar Creek
Lockheed Martin, Martin State Airport
Middle River, Maryland

0 75 150 300 Feet

N

DATE MODIFIED: 1/9/12

CREATED BY: MP

TETRA TECH

Map Document: (K:\GProject\MartinStateAirport-LMC\MapDocs\MXD\Maps\
Frog Mortar samples_figure 2-4.mxd) 4/15/2011 -- 4:23:03 PM

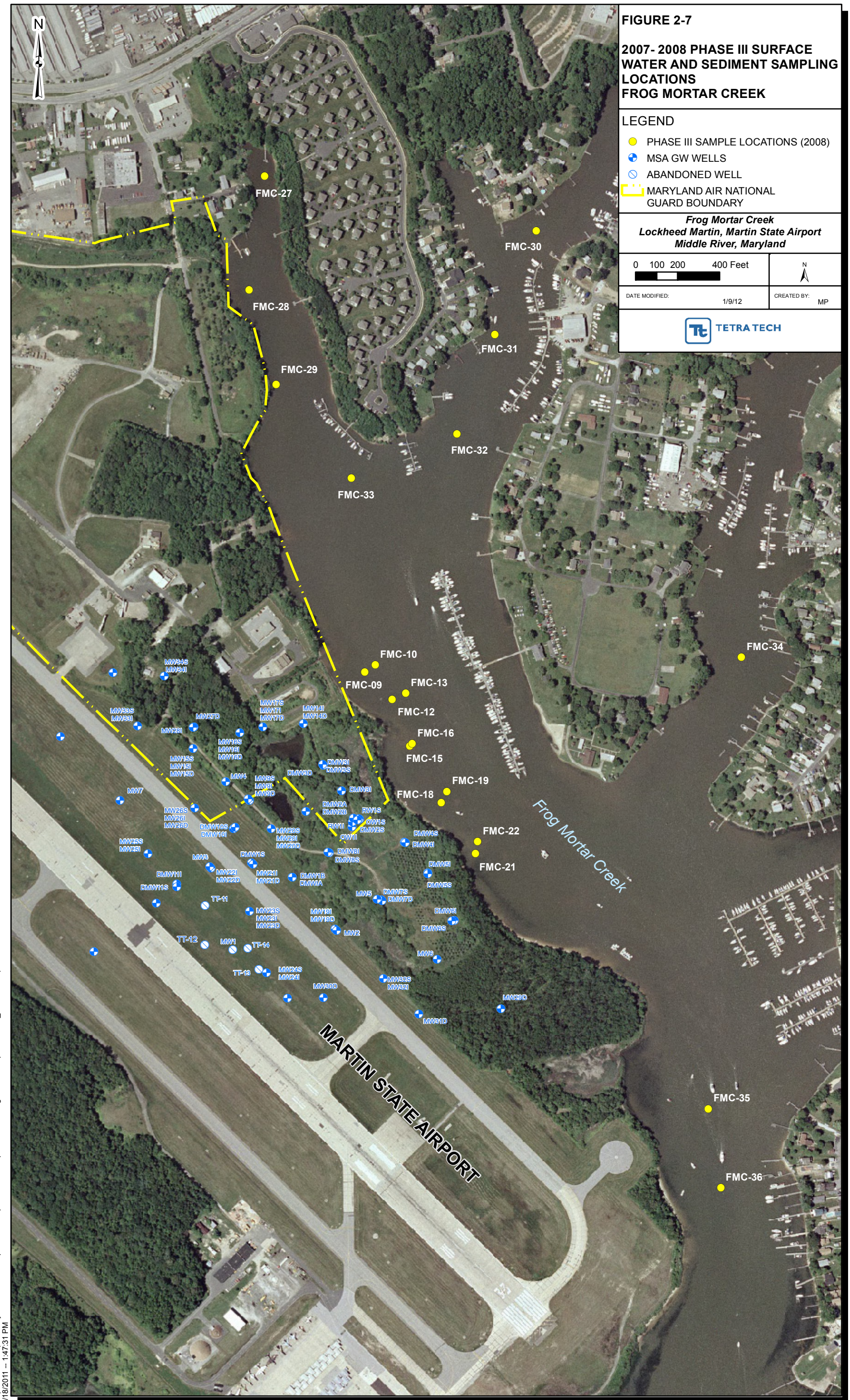

FIGURE 2-7

2007- 2008 PHASE III SURFACE WATER AND SEDIMENT SAMPLING LOCATIONS FROG MORTAR CREEK

LEGEND

- PHASE III SAMPLE LOCATIONS (2008)
- MSA GW WELLS
- ABANDONED WELL
- MARYLAND AIR NATIONAL GUARD BOUNDARY

Frog Mortar Creek
Lockheed Martin, Martin State Airport
Middle River, Maryland

0 100 200 400 Feet

N

DATE MODIFIED: 1/9/12

CREATED BY: MP

TETRA TECH

Map Document: (K:\GProject\MartinStateAirport-LMC\MapDocs\MXD\Maps\Phase III Frog Mortar samples Tabloid_041811.mxd)
4/18/2011 -- 1:47:31 PM

Map Document: (K:\GProject\MartinStateAirport-LMC\MapDocs\MXD\Maps\MSA Surface Water Samples 7 28 11.mxd)
7/28/2011 -- 9:19:16 AM

Map Document: (K:\GProject\MartinStateAirport-LMC\MapDocs\MXD\Maps\MSA Surface Water Samples Exceedances 4 19 11_revised 012712.mxd)
1/27/2012 -- 11:17:23 AM

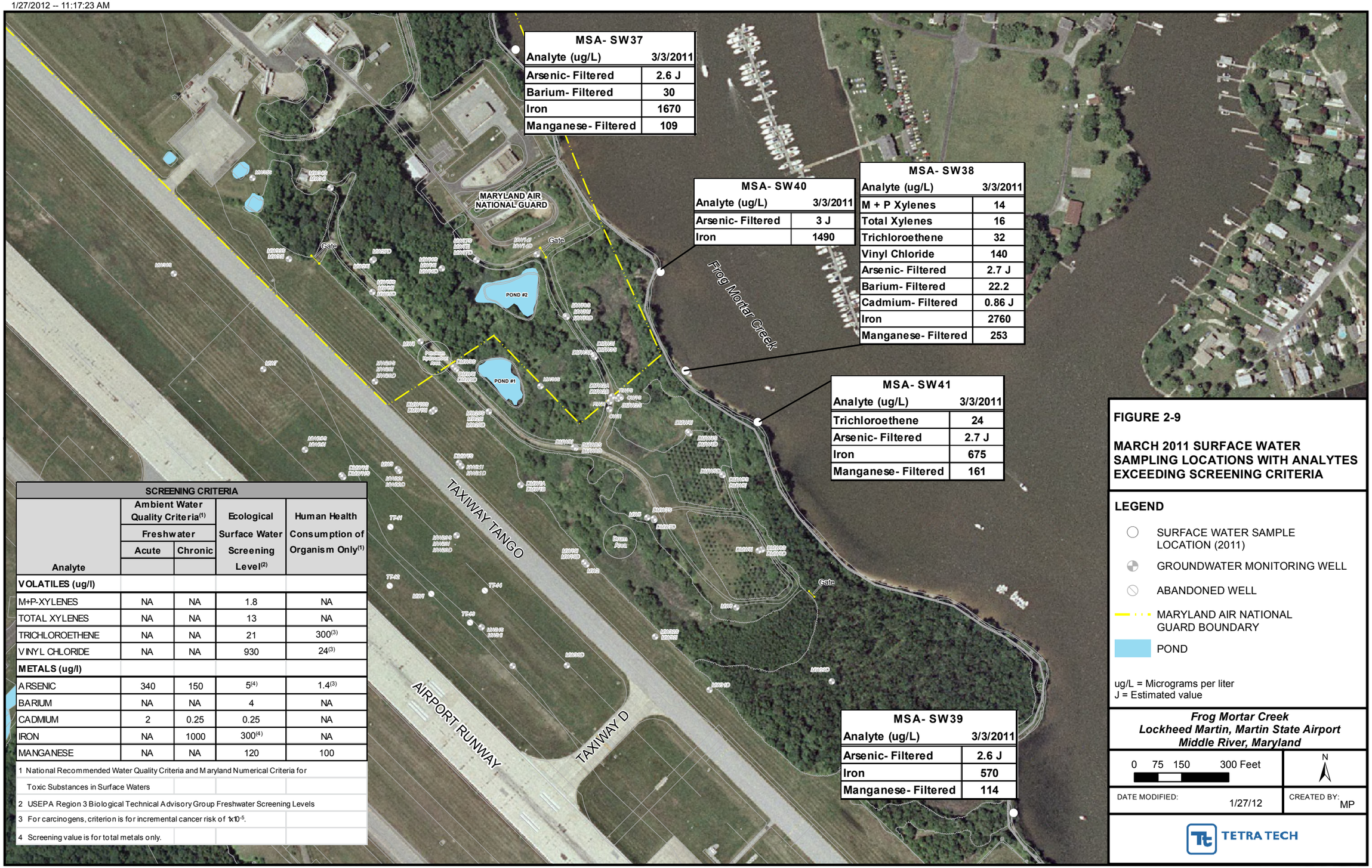

MSA- SW37	
Analyte (ug/L)	3/3/2011
Arsenic- Filtered	2.6 J
Barium- Filtered	30
Iron	1670
Manganese- Filtered	109

MSA- SW40	
Analyte (ug/L)	3/3/2011
Arsenic- Filtered	3 J
Iron	1490

MSA- SW38	
Analyte (ug/L)	3/3/2011
M + P Xylenes	14
Total Xylenes	16
Trichloroethene	32
Vinyl Chloride	140
Arsenic- Filtered	2.7 J
Barium- Filtered	22.2
Cadmium- Filtered	0.86 J
Iron	2760
Manganese- Filtered	253

MSA- SW41	
Analyte (ug/L)	3/3/2011
Trichloroethene	24
Arsenic- Filtered	2.7 J
Iron	675
Manganese- Filtered	161

MSA- SW39	
Analyte (ug/L)	3/3/2011
Arsenic- Filtered	2.6 J
Iron	570
Manganese- Filtered	114

SCREENING CRITERIA				
Analyte	Ambient Water Quality Criteria(1) Freshwater Acute	Ambient Water Quality Criteria(1) Freshwater Chronic	Ecological Surface Water Screening Level(2)	Human Health Consumption of Organism Only(1)
VOLATILES (ug/l)				
M+P-XYLENES	NA	NA	1.8	NA
TOTAL XYLENES	NA	NA	13	NA
TRICHLOROETHENE	NA	NA	21	300(3)
VINYL CHLORIDE	NA	NA	930	24(3)
METALS (ug/l)				
ARSENIC	340	150	5(4)	1.4(3)
BARIUM	NA	NA	4	NA
CADMIUM	2	0.25	0.25	NA
IRON	NA	1000	300(4)	NA
MANGANESE	NA	NA	120	100

1 National Recommended Water Quality Criteria and Maryland Numerical Criteria for Toxic Substances in Surface Waters

2 USEPA Region 3 Biological Technical Advisory Group Freshwater Screening Levels

3 For carcinogens, criterion is for incremental cancer risk of 1×10^{-5}.

4 Screening value is for total metals only.

FIGURE 2-9

MARCH 2011 SURFACE WATER SAMPLING LOCATIONS WITH ANALYTES EXCEEDING SCREENING CRITERIA

LEGEND

- SURFACE WATER SAMPLE LOCATION (2011)
- GROUNDWATER MONITORING WELL
- ABANDONED WELL
- MARYLAND AIR NATIONAL GUARD BOUNDARY
- POND

ug/L = Micrograms per liter
J = Estimated value

Frog Mortar Creek
Lockheed Martin, Martin State Airport
Middle River, Maryland

0 75 150 300 Feet

N

DATE MODIFIED: 1/27/12

CREATED BY: MP

TETRA TECH

Map Document: (K:\GProject\MartinStateAirport-LMC\MapDocs\MXD\Maps\MSA Surface Water Samples June_Sept_Dec_2011.mxd)
1/4/2012 -- 2:24:00 PM

FIGURE 2-10

JUNE 2011 SURFACE WATER SAMPLING LOCATIONS

LEGEND

- SURFACE WATER SAMPLE LOCATION (1 FOOT DEPTH BELOW WATER SURFACE)
- GROUNDWATER MONITORING WELL
- ABANDONED WELL
- MARYLAND AIR NATIONAL GUARD BOUNDARY
- POND

Frog Mortar Creek
Lockheed Martin, Martin State Airport
Middle River, Maryland

0 75 150 300 Feet

N

DATE MODIFIED: 1/4/12

CREATED BY: MP

TETRA TECH

Section 3
Investigation Approach and Methodology

Previously in the March and June 2011 quarterly surface water sampling events, site-related groundwater volatile organic compounds (VOCs) trichloroethene (TCE), *cis*-1,2-dichloroethene (*cis*-1,2-DCE), and vinyl chloride (VC) were detected in Frog Mortar Creek surface water samples at concentrations exceeding ecological and/or human health screening criteria. To further characterize VOCs in Frog Mortar Creek, an interim round of surface water sampling was conducted in August 2011 to assess potential human health risks during a time of high recreational use. The August 2011 sampling locations are shown in Figure 3-1. The surface water samples were collected as part of an ongoing investigation to assess the effects of the Dump Road Area (DRA) groundwater contaminants on the water quality of Frog Mortar Creek. The next round of quarterly sampling is scheduled for September 2011.

3.1 SURFACE WATER SAMPLING

3.1.1 Surface Water Sampling and Chemical Analyses

Surface water samples were collected on August 16, 2011 from 15 fixed surface water sampling locations in Frog Mortar Creek near the DRA site. Sampling times targeted two separate tidal phases for comparison: 30 samples were collected within two hours (±) of both the peak high and peak low tides, for a total of 60 samples. The August 2011 sampling points coincide with 15 previously sampled locations, and are aligned along five transects spaced approximately 350 feet apart and arranged perpendicular to the western shoreline of Frog Mortar Creek.

Along each transect, samples were collected at three different distances from shore and at varying depths below the water surface at each point. Along each transect, one sampling point was near the shoreline (“A” sample), one sampling point was approximately 50 feet from the shoreline (“B” sample) and one sampling point was located approximately 100 feet from the shoreline (“C” sample). At the near-shore location (“A”), a single surface water sample was

collected at one foot below the creek surface. At the middle point in each transect ("B"), two surface water samples were collected, one at one foot below the surface, and another one foot above the creek bed. At the point farthest from the shore ("C"), samples were collected at three depths: at one foot below the surface, at the mid-point of the water column, and at one foot above the creek bed if the water depth was at least four feet deep.

Surface water samples were collected using a stainless-steel discrete-interval sampler (e.g., the Sample Thief sampler). Samples were collected at the depths described above, brought to the surface, and the water was removed through a valve to fill three laboratory-cleaned, hydrochloric acid-preserved 40-milliliter sample vials. With multiple-depth samples, care was taken not to disturb the bottom sediments. Sampling equipment was cleaned after each use by rinsing with distilled water. Surface water sampling locations were surveyed using a hand-held global positioning system receiver. Sampling locations were surveyed using the Maryland State Plane North American Datum of 1983 and recorded in units of feet.

Samples were analyzed for VOCs by SW846 Method 8260B. Samples were analyzed by Test America, Inc. in North Canton, Ohio. Quality assurance/quality control (QA/QC) samples consisted of one trip-blank per cooler and one field duplicate; all QA/QC samples were submitted for VOC analysis.

The stage of the tide was to be recorded at the time of sampling, using the staff gage located on the Strawberry Point pier for the Baltimore County Marine Police Unit at Martin State Airport (MSA). However, the access gate to the pier was locked and the water level could not be obtained for this event. Surface water quality parameters (including temperature, pH, specific conductance, turbidity, dissolved oxygen, salinity, and oxidation-reduction potential) were measured at each location using a portable water quality meter. All information was documented, both on the surface water sample form and in the site field logbook. The field and laboratory analytical parameters for the samples are shown in Table 3-1. All information was documented on surface water sample log sheets, provided in Appendix A.

3.1.2 Documentation

A master site-logbook was maintained as an overall record of field activities for the site. Sample documentation includes completed chain-of-custody (COC) forms and surface water-specific

sample log sheets. COC forms are standardized to summarize and document pertinent sample information, such as sample identification and type, matrix, date and time of collection, preservation, and analysis requested. Sample custody procedures document sample acquisition and integrity. Surface water sample log sheets are in Appendix A. COC forms and data-validation reports are in Appendix B.

3.1.3 Sample Nomenclature and Handling

Surface water samples were identified with a unique sample identification tag. Surface water samples were labeled with an "MSA-SW" prefix followed by the sample number (e.g., 37, 38, etc.), the profile location ("A," "B," or "C"), the depth in feet below the water surface, a six-digit sampling date, and "HT" or "LT" indicating whether the sample had been collected during high or low tide. For example, a surface water sample collected on August 16, 2011 from MSA-SW38C at two feet below the water surface during high tide would be labeled as MSA-SW38C-2-081611-HT. The trip blanks are labeled with a "TB" prefix, followed by the sample's six-digit submittal date (e.g., TB-081611).

Sample handling includes field-related considerations concerning the selection of sample containers, preservatives, allowable holding times, and analyses requested. Proper custody procedures were followed throughout all phases of sample collection and handling. COC protocols were used throughout sample handling to assure the evidentiary integrity of sample containers. These protocols demonstrate that the samples were handled and transferred in a manner that would prevent or detect possible tampering.

Sample containers were released under signature from the laboratory, and were accepted under signature by the sampler(s) or individual responsible for maintaining custody, until the sample containers are transferred to the sampler(s). Transport containers returning to the laboratory were sealed with strapping tape and a tamper-resistant custody seal. The custody seal contains the signature of the individual releasing the transport container, along with the date and time.

3.1.4 Equipment Decontamination

Both dedicated and disposable equipment was used for surface water sampling to minimize decontamination activities. The stainless-steel sampler was rinsed with organic-free deionized water between and after each sample was collected.

3.1.5 Waste Management

Investigation-derived waste (IDW) consisted of personal protective equipment (PPE) generated during field sampling. PPE IDW was placed in trash bags and disposed of in a facility trash receptacle designated by facility personnel.

3.2 DATA MANAGEMENT

Laboratory data handling procedures met the requirements of the laboratory subcontract. All analytical and field data are maintained in project files, including copies of COC forms, sample log forms, sampling location maps, and documentation of quality assurance and data corrections.

3.2.1 Data Tracking and Control

A cradle-to-grave sample tracking system was used from the beginning to the end of the sampling event. The field operations leader began and coordinated sample tracking before mobilizing to the field. Sample container labels were handwritten in the field and reviewed to assure that they were accurate and adhered to work plan requirements. The project manager coordinated with the analytical laboratory to ensure that the laboratory was aware of the number and type of samples and analyses that would be submitted that day.

During field sampling, the field operations leader forwarded the COC to a designated project assistant (PA) and to the laboratory. The PA confirmed that the COC provided the information required by the work plan. This allowed for early detection of errors made in the field so that adjustments could be made before sample analyses were performed.

After successful completion of all requested analyses, the laboratory submitted an electronic deliverable for each sample-delivery group. When all electronic deliverables were received from the laboratory, the PA checked the laboratory submittal to determine whether the laboratory had performed all analyses requested. All requested analyses were performed for this project.

3.2.2 Sample Information

Data from field measurements were recorded using appropriate sample log sheets and summarized in tabular form, as too were the raw instrument data from the laboratory. The field operations leader verified field data daily; laboratory data were verified by the group supervisor

and then by the laboratory's Quality Control/Documentation Department. The sample log sheets are in Appendix A.

3.2.3 Project Data Compilation

The analytical laboratory generated an Adobe® portable document format (PDF) file of the analytical data package, as well as an electronic database deliverable. The electronic database was checked against the PDF file provided by the laboratory and updated as required, based on data-qualifier flags applied during data validation. All data, such as units of measure and chemical nomenclature, were corrected, as necessary, to be consistent with the project database.

3.2.4 Geographical Information System

Data management systems consist of a relational database and geographical information system (GIS) to manage environmental information pertaining to MSA. The relational database stores chemical, geological, hydrogeologic, and other environmental data collected during environmental investigations. The GIS is created from the relational database and contains subsets of the larger data pool. The GIS allows posting of environmental data on base maps to represent the information graphically. Compiled sampling, chemical, and positional data were incorporated into the GIS.

3.3 DATA REVIEW

Data from the laboratory were entered into a sample database and evaluated against risk-based criteria. Data validation (consisting of the evaluation of data completeness, holding times, calibrations, precision, accuracy, laboratory and field-blank contamination, and detection limits) was completed concurrent with the data evaluation. These reviews are based on the *United States Environmental Protection Agency (USEPA) Region III Modifications to the National Functional Guidelines for Data Review* (USEPA, 1993 and 1994), and the specifics of the analytical methods used. Data from this sampling event consist of surface water sample chemical results. Data validation reports and COC are provided as PDF files in Appendix B (on compact disc). Appendix C presents a table of all August 2011 Frog Mortar Creek surface water sample analytical data, including non-detects.

Collectively, the data are acceptable for their intended use (e.g., site characterization and risk assessment), except for data that have been qualified as unreliable. For this validation, the

following data qualifiers (i.e., flags) have been applied to the chemical results presented in this report:

J The analyte is considered to be present in the sample. However, the value is estimated and may not be accurate or precise.

U Not detected. The analyte is considered to be not detected at the reported value.

UR The result is considered to be qualitatively or quantitatively unreliable.

These flags appear on the chemical results tables in Appendices B and C. The “J” flag appears in the Section 4 tables and figures.

TABLE 3-1

FIELD AND CHEMICAL ANALYSES FOR FROG MORTAR CREEK SURFACE WATER SAMPLES - AUGUST 2011
LOCKHEED MARTIN, MARTIN STATE AIRPORT, MIDDLE RIVER, MARYLAND

Sample Location	Approximate Water Depth	Approximate Sample Depths (below surface)	Field Parameters	Laboratory Analysis
SW38A	1.0 - 1.5 ft	1 ft below surface	temp., pH, specific conductance, salinity, turbidity, DO, ORP, water depth, water color (Forel-Ule)	VOCs by EPA Method 8260B
SW38B	3.0 - 4.0 ft	1 ft below surface; 1 ft above bottom	temp., pH, specific conductance, salinity, turbidity, DO, ORP, water depth, water color (Forel-Ule)	VOCs by EPA Method 8260B
SW38C	4.0 - 5.0 ft	1 ft below surface; mid-point of water column; 1 ft above bottom	temp., pH, specific conductance, salinity, turbidity, DO, ORP, water depth, water color (Forel-Ule)	VOCs by EPA Method 8260B
SW40A	1.0 - 1.5 ft	1 ft below surface	temp., pH, specific conductance, salinity, turbidity, DO, ORP, water depth, water color (Forel-Ule)	VOCs by EPA Method 8260B
SW40B	3.0 - 4.0 ft	1 ft below surface; 1 ft above bottom	temp., pH, specific conductance, salinity, turbidity, DO, ORP, water depth, water color (Forel-Ule)	VOCs by EPA Method 8260B
SW40C	4.0 - 5.0 ft	1 ft below surface; mid-point of water column; 1 ft above bottom	temp., pH, specific conductance, salinity, turbidity, DO, ORP, water depth, water color (Forel-Ule)	VOCs by EPA Method 8260B
SW41A	1.0 - 1.5 ft	1 ft below surface	temp., pH, specific conductance, salinity, turbidity, DO, ORP, water depth, water color (Forel-Ule)	VOCs by EPA Method 8260B
SW41B	3.0 - 4.0 ft	1 ft below surface; 1 ft above bottom	temp., pH, specific conductance, salinity, turbidity, DO, ORP, water depth, water color (Forel-Ule)	VOCs by EPA Method 8260B
SW41C	4.0 - 5.0 ft	1 ft below surface; mid-point of water column; 1 ft above bottom	temp., pH, specific conductance, salinity, turbidity, DO, ORP, water depth, water color (Forel-Ule)	VOCs by EPA Method 8260B
SW42A	1.0 - 1.5 ft	1 ft below surface	temp., pH, specific conductance, salinity, turbidity, DO, ORP, water depth, water color (Forel-Ule)	VOCs by EPA Method 8260B
SW42B	3.0 - 4.0 ft	1 ft below surface; 1 ft above bottom	temp., pH, specific conductance, salinity, turbidity, DO, ORP, water depth, water color (Forel-Ule)	VOCs by EPA Method 8260B
SW42C	4.0 - 5.0 ft	1 ft below surface; mid-point of water column; 1 ft above bottom	temp., pH, specific conductance, salinity, turbidity, DO, ORP, water depth, water color (Forel-Ule)	VOCs by EPA Method 8260B
SW43A	1.0 - 1.5 ft	1 ft below surface	temp., pH, specific conductance, salinity, turbidity, DO, ORP, water depth, water color (Forel-Ule)	VOCs by EPA Method 8260B
SW43B	3.0 - 4.0 ft	1 ft below surface; 1 ft above bottom	temp., pH, specific conductance, salinity, turbidity, DO, ORP, water depth, water color (Forel-Ule)	VOCs by EPA Method 8260B
SW43C	4.0 - 5.0 ft	1 ft below surface; mid-point of water column; 1 ft above bottom	temp., pH, specific conductance, salinity, turbidity, DO, ORP, water depth, water color (Forel-Ule)	VOCs by EPA Method 8260B

NOTE:
Samples were collected within approximate 2-hour window each side of low tide and each side of high tide
Abbreviations:
DO = dissolved oxygen
ft = foot (feet)
ORP = oxidation-reduction potential

This page intentionally left blank

Map Document: (K:\GProject\MartinStateAirport-LMC\MapDocs\MXD\Maps\MSA Surface Water Samples August2011.mxd)
9/12/2011 -- 2:34:00 PM

FIGURE 3-1

AUGUST 2011 SURFACE WATER SAMPLING LOCATIONS

LEGEND

- AUGUST 2011 SURFACE WATER SAMPLE LOCATION
- GROUNDWATER MONITORING WELL
- ABANDONED WELL
- MARYLAND AIR NATIONAL GUARD BOUNDARY
- POND

"A" 1 foot below surface
"B" 1 foot below surface and 1 foot above bottom
"C" 1 foot below surface, midpoint of water column, and 1 foot above bottom

Frog Mortar Creek
Lockheed Martin, Martin State Airport
Middle River, Maryland

0 75 150 300 Feet

N

DATE MODIFIED: 1/4/12

CREATED BY: MP

TETRA TECH

Section 4
Results

4.1 SURFACE WATER DATA AND SCREENING CRITERIA

Validated surface water chemical data were used to generate detection tables summarizing the positive detections of chemical analytes for the August 2011 surface water samples collected at high and low tides (Tables 4-1 and 4-2, respectively). The samples were analyzed for volatile organic compounds (VOCs). Sampling results are screened against U.S. Environmental Protection Agency (USEPA) Region III Biological Technical Advisory Group (BTAG) "Freshwater Screening Benchmarks" (USEPA, 2006), USEPA "National Recommended Water Quality Criteria" (NRWQC) for acute and chronic aquatic-organism exposures and for aquatic-organism consumption (USEPA, 2009), and State of Maryland "Ambient Water Quality Criteria" (AWQC) for acute and chronic aquatic-organism exposures and for aquatic-organism consumption (*Code of Maryland Regulations*, 2011). Gray shading in Tables 4-1 and 4-2 denotes a result that exceeds one of the given surface water screening-criteria.

4.2 SURFACE WATER SAMPLING RESULTS

Tables 4-1 and 4-2 summarize chemical results for VOCs detected in the high tide and low tide samples, respectively, during the August 16, 2011 sampling event. Consistent with sampling results from March and June 2011, chlorinated VOCs detected in these samples include trichloroethene (TCE), *cis*-1,2-dichloroethene (*cis*-1,2-DCE), and vinyl chloride (VC). Toluene, a volatile constituent of petroleum products, was also detected. TCE, *cis*-1,2-DCE, and VC are the primary chlorinated VOCs detected in the Dump Road Area (DRA) groundwater plume west of Frog Mortar Creek. Appendix C presents the August 2011 analytical data for high and low tide sampling events, including non-detect results.

4.2.1 High Tide Sampling Results

TCE, *cis*-1,2-DCE, and VC results for the high tide samples are shown in Figures 4-1 through 4-3. As shown in Figure 4-1, TCE was detected in all 30 of the high tide samples at low

concentrations, ranging from 0.2 micrograms per liter (µg/L) to 1.7 µg/L. *cis*-1,2-DCE was detected in the high tide samples at concentrations similar to those of TCE, but less frequently (as shown in Figure 4-2). Eighteen of the 30 high tide samples had detectable concentrations of *cis*-1,2-DCE, ranging from 0.18–2.5 µg/L. As shown in Figure 4-3, VC was detected in 16 of 30 high tide samples at concentrations ranging from 0.32–4.3 µg/L. All high-tide concentrations of TCE, *cis*-1,2-DCE, and VC are less than the BTAG ecological screening-criteria and the screening criteria for human health risk.

Toluene, a component of petroleum fuels and a site groundwater contaminant, was detected at trace concentrations in two surface water samples collected from one location (MSA-SW40C) during high tide, at sampling depths of one foot (0.14 µg/L) and three feet (0.13 µg/L) below the surface. Both of these toluene concentrations are less than ecological and human health screening-levels. Acetone was detected in only one sample (MSA-SW38B-1-HT) at a concentration less than its screening levels. Acetone is a common laboratory contaminant, and its isolated detection probably represents an artifact of the laboratory analyses.

Concentrations of TCE are greatest in the high tide samples collected along two surface water transects (MSA-SW38 and MSA-SW41) located northeast and hydraulically downgradient of DRA monitoring wells DMW2S, DMW2A, DMW4I, and DMW5S. Some of the highest concentrations of site-related constituents detected in shallow- and intermediate-depth groundwater samples have come from these wells. The sampling locations where elevated TCE concentrations were detected in August 2011 are consistent with the June 2011 Frog Mortar Creek sampling locations. Similar to the June 2011 TCE results, the August 2011 TCE concentrations at MSA-SW38A-C (1.2–1.7 µg/L) are more than an order of magnitude less than the March 2011 TCE concentration of 32 µg/L at MSA-SW38, and approximately half of the 3 µg/L TCE concentration detected at MSA-SW38A in July 2010. Generally, TCE concentrations in surface water appear to decrease progressively north and south of MSA-SW38A-C.

At most sampling transects, the August 2011 high tide TCE concentrations show little variation with distance from the shoreline, in contrast to previous (March and June 2011) sampling events, in which TCE concentrations decreased slightly with distance from the shore. However, *cis*-1,2-DCE and VC concentrations around high tide are generally highest in the “A” samples, nearest the shore, and decrease with increased distance from the shoreline (see Figures 4-2

and 4-3). The maximum high tide concentrations of TCE (1.6 µg/L) and VC (4.3 µg/L) were detected at sampling location MSA-SW38A. In the sampling transects nearest to MSA-SW38, VC concentrations were slightly lower, ranging from 0.6–1.4 µg/L at MSA-SW40A-B to the north and 0.32–1.2 µg/L at MSA-SW41A-C to the south. Concentrations of analytes typically decrease (or were not detected) in samples collected north, south, and at distances farther from the shoreline from the area where the samples with the highest concentrations were collected. At each high tide sampling location, concentrations of TCE, *cis*-1,2-DCE, and VC detected at various sampling depths are relatively consistent.

4.2.2 Low Tide Sampling Results

TCE, *cis*-1,2-DCE, and VC results for the low tide samples are shown in Figures 4-4 through 4-6. As shown in Figure 4-4, in the August 2011 sampling event, TCE was detected at low concentrations (0.17 [J] to 5.4 µg/L) in 24 of 30 low tide samples collected. The maximum low tide concentration of TCE (5.4 µg/L) is three times greater than the maximum high tide concentration of 1.7 µg/L. *cis*-1,2-DCE was detected in 19 of 30 low tide samples, with concentrations ranging from an estimated 0.24–1.3 µg/L (see Figure 4-5), whereas VC was detected in 20 of 30 low tide samples, at concentrations ranging from 0.31–2.5 µg/L (Figure 4-6). The maximum low tide concentration of *cis*-1,2-DCE (1.3 µg/L) is slightly greater than the maximum high tide concentration of 1.1 µg/L. The maximum low tide concentration of VC (2.5 µg/L) is nearly two times less than the maximum high tide concentration of 4.3 µg/L. All low-tide concentrations of TCE, *cis*-1,2-DCE, and VC are less than the ecological and the human health screening-criteria.

Similar to the high-tide surface water sampling results, toluene was detected at trace to low concentrations in three surface water samples collected during low tide: at location MSA-SW43C (at two and four feet below the water surface) and in sample MSA-SW38A-1-LT. All detected toluene concentrations (ranging from 0.18–0.4 µg/L) are less than screening levels. As shown in Figure 4-4, the greatest TCE concentrations in low tide samples were detected along the surface water transect MSA-SW40. This transect is north and upstream of MSA-SW38, where the high tide TCE concentrations were greatest. The August 2011 low tide TCE concentrations at MSA-SW40B (3.9 and 5.4 µg/L) are several times greater than the corresponding high tide TCE concentration (1.1 µg/L) at this location.

Overall, in samples collected from transect MSA-SW38, the high tide TCE concentrations are greater than the low tide concentrations. The maximum August 2011 TCE concentrations, both at MSA-SW38 and MSA-SW40, remain approximately an order of magnitude lower than the maximum March 2011 TCE concentration of 32 µg/L (detected at location MSA-SW38). Generally, for August 2011 low tide samples, TCE concentrations are lowest in the "C"-series (i.e., the samples collected farthest [100 feet] from shore).

Generally, *cis*-1,2-DCE and VC concentrations at low tide are highest in the "A" samples, nearest the shore, and decrease farther from the shoreline, as shown in Figures 4-5 and 4-6. However, the maximum *cis*-1,2-DCE concentration during low tide (1.3 µg/L) was detected in sample MSA-SW-38B-3-LT, collected approximately 50 feet from the shoreline. The maximum low tide VC concentration (2.5 µg/L) was detected in sample MSA-SW40A-1-LT, nearest the shore. Similar to high tide sampling results, TCE, *cis*-1,2-DCE and VC concentrations based on depth at a given location show no significant differences, except for location MSA-SW38B, where the TCE, *cis*-1,2-DCE, and VC concentrations are two times higher in the deeper sample collected three feet below the water surface than in the shallow sample collected one foot below the water surface.

4.2.3 Trend Analysis for Tidal Phases

For comparison purposes, Figures 4-7 to 4-15 provide plots of TCE, *cis*-1,2-DCE, and VC concentrations at both high tide and low tide. The figures are grouped according to the depths at which the surface water samples were collected. Figures 4-7, 4-8 and 4-9 represent constituent concentrations (TCE, *cis*-1,2-DCE, and VC, respectively) in samples collected from the "surface" horizon (i.e., one foot below the water surface) of the creek. Figures 4-10 through 4-12 depict concentrations of the same three VOCs, for samples collected from the "middle" depth horizon (i.e., two to four feet below the water surface). Figures 4-13 through 4-15 represent VOC concentrations for "C-series" samples, collected from the "bottom" depth horizon (i.e., three to five feet below the water surface) at locations 100 feet from the shore.

In each figure, high tide concentrations are shown in the upper chart, and low tide concentrations are in the lower chart. Sample concentrations for the shoreline ("A-series") samples are plotted as blue bars; concentrations for samples collected 50 feet from the shoreline ("B-series" samples) are shown as red bars; and samples collected 100 feet from the shoreline ("C-series" samples)

are plotted as green bars. The plots for shoreline (A-series) samples (see blue plots in the figures) show relatively consistent high and low tide concentrations for TCE, *cis*-1,2-DCE and VC, except for samples collected at transect MSA-SW38.

The maximum high tide concentrations of *cis*-1,2-DCE and VC both were observed at MSA-SW38A-1-HT (see Figures 4-8 and 4-9, bottom charts). At MSA-SW38A, concentrations of TCE, *cis*-1,2-DCE and VC at high tide are two to nearly four times greater than the low tide concentrations of these VOCs. As noted above, this surface water sampling-transect is northeast and hydraulically downgradient of some of the highest VOC concentrations detected in samples from wells screened in shallow- and intermediate-depth groundwater at the DRA.

Detected VOC results for B-series samples (50 feet from the shoreline) are plotted as red bars in Figures 4-7 to 4-15. The plots for the B-series samples collected one foot below the surface (Figures 4-7 to 4-9) generally indicate greater TCE and *cis*-1,2-DCE concentrations in the low tide samples. For VC (Figure 4-9), both the high tide and low tide concentrations are greatest at transect SW38 (in Figure 4-9, the plotted high tide value for SW41-B-HT is the laboratory detection-limit for the non-detect result). The maximum low tide TCE concentration (5.4 µg/L) was detected in the B-series sample MSA-SW40B-1-LT, collected 50 feet from the shoreline and one foot below the surface. For B-series samples collected at the lower depth (one foot above creek bottom; see red plots in Figures 4-10 to 4-13), low tide VOC concentrations are generally greater than high tide concentrations. The second highest low tide TCE concentration (3.9 µg/L) was also detected in sample MSA-SW40B-2-LT, collected 50 feet from shore and two feet below the water surface.

Detected VOC results for C-series samples (100 feet off shore) are plotted as green bars in Figures 4-7 to 4-15. The VOC analytes TCE, *cis*-1,2-DCE, and VC were not detected in many of the C-series samples (refer to Tables 4-1 and 4-2, and Figures 4-1 to 4-6). For samples in which *cis*-1,2-DCE and VC were detected, the C-series results (green) show relatively consistent high and low tide concentrations. TCE concentrations are slightly greater in high tide samples collected 100 feet from shore at transects MSA-SW38 and MSA-SW41 (see Figures 4-7, 4-10, and 4-13). As noted above, these surface water sampling-transects are northeast and hydraulically downgradient of some of the highest VOC concentrations detected in shallow- and intermediate-depth groundwater wells at the DRA.

Concentrations of VOCs were evaluated in relationship to sampling depth. A minor correlation is apparent between depth of samples and distance from shore at transects with the highest VOC concentrations. Specifically, at 50 feet and 100 feet from the shoreline, at low tide in the bottom (deeper) samples, TCE and *cis*-1,2-DCE were detected at a greater frequency and magnitude than in the corresponding high tide and near-surface samples. Likewise, at high tide, TCE, *cis*-1,2-DCE, and VC were detected with a greater frequency and at higher concentrations in the near-surface samples collected at 50 feet and 100 feet from the shoreline than in the corresponding low tide samples collected at depth. However, no other correlation is apparent between depth of samples and the other variables: distance from shore and VOC concentration. In the samples collected across the B-series (50 feet from the shoreline) and C-series (100 feet from the shoreline), and at depths of two or more feet below the water surface, the highest concentrations of TCE, *cis*-1,2-DCE, and VC overall were detected at MSA-SW38B, both at high and low tides.

Surface water quality data, including temperature, pH, specific conductance, turbidity, dissolved oxygen, and salinity, were reviewed to evaluate trends relative to the tidal phase. No discernible differences or trends are apparent in the water quality parameters with respect to low or high tide. Salinity, pH, specific conductance, and turbidity are relatively consistent between high tide and corresponding low tide samples. Surface water sample log sheets are in Appendix A.

TABLE 4-1

ANALYTICAL RESULTS AND SCREENING CRITERIA FOR SURFACE WATER SAMPLES, HIGH TIDE - AUGUST 2011
FROG MORTAR CREEK
LOCKHEED MARTIN, MARTIN STATE AIRPORT, MIDDLE RIVER, MARYLAND

SAMPLE ID: LABORATORY ID: SAMPLE DATE: LOCATION:	Ecological Surface Water Screening Level[1]	Human Health Consumption of Organism Only[2]	MSA-SW38A-1-081611 240-2904-14 8/16/2011 MSA-SW38A-1	MSA-SW38B-1-081611 240-2904-16 8/16/2011 MSA-SW38B-1	MSA-SW38B-4-081611 240-2904-15 8/16/2011 MSA-SW38B-4	MSA-SW38C-1-081611 240-2904-19 8/16/2011 MSA-SW38C-1	MSA-SW38C-2.5-081611 240-2904-18 8/16/2011 MSA-SW38C-2.5	MSA-SW38C-4-081611 240-2904-17 8/16/2011 MSA-SW38C-4
VOLATILES (ug/l)								
ACETONE	1500	NA	--	4 J	--	--	--	--
CIS-1,2-DICHLOROETHENE	590[5]	NA	2.5	0.75 J	1.1	0.84 J	0.82 J	0.73 J
TOLUENE	2	15,000	--	--	--	--	--	--
TRICHLOROETHENE	21	300[3]	1.6	1.2	1.7	1.7	1.7	1.7
VINYL CHLORIDE	930	24[3]	4.3	1.1	1.1	0.95 J	0.98 J	0.95 J

TABLE 4-1

ANALYTICAL RESULTS AND SCREENING CRITERIA FOR SURFACE WATER SAMPLES, HIGH TIDE - AUGUST 2011
FROG MORTAR CREEK
LOCKHEED MARTIN, MARTIN STATE AIRPORT, MIDDLE RIVER, MARYLAND

SAMPLE ID: LABORATORY ID: SAMPLE DATE: LOCATION:	Ecological Surface Water Screening Level[1]	Human Health Consumption of Organism Only[2]	MSA-SW40A-1-081611 240-2904-20 8/16/2011 MSA-SW40A-1	MSA-SW40B-1-1081611 240-2908-2 8/16/2011 MSA-SW40B-1-10816	MSA-SW40B-2-081611 240-2908-1 8/16/2011 MSA-SW40B-2	MSA-SW40C-1-081611 240-2908-5 8/16/2011 MSA-SW40C-1	MSA-SW40C-3-081611 240-2908-4 8/16/2011 MSA-SW40C-3	MSA-SW40C-5-081611 240-2908-3 8/16/2011 MSA-SW40C-5
VOLATILES (ug/l)								
ACETONE	1500	NA	--	--	--	--	--	--
CIS-1,2-DICHLOROETHENE	590[5]	NA	0.52 J	--	0.42 J	--	--	--
TOLUENE	2	15,000	--	--	--	0.14 J	0.13 J	--
TRICHLOROETHENE	21	300[3]	0.31 J	1.1	1.1	0.43 J	0.49 J	0.91 J
VINYL CHLORIDE	930	24[3]	1.4	0.64 J	0.6 J	--	--	--

TABLE 4-1

ANALYTICAL RESULTS AND SCREENING CRITERIA FOR SURFACE WATER SAMPLES, HIGH TIDE - AUGUST 2011
FROG MORTAR CREEK
LOCKHEED MARTIN, MARTIN STATE AIRPORT, MIDDLE RIVER, MARYLAND

SAMPLE ID: LABORATORY ID: SAMPLE DATE: LOCATION:	Ecological Surface Water Screening Level[1]	Human Health Consumption of Organism Only[2]	MSA-SW41A-1-081611 240-2904-8 8/16/2011 MSA-SW41A-1	MSA-SW41B-1-081611 240-2904-10 8/16/2011 MSA-SW41B-1	MSA-SW41B-2-081611 240-2904-9 8/16/2011 MSA-SW41B-2	MSA-SW41C-1-081611 240-2904-13 8/16/2011 MSA-SW41C-1	MSA-SW41C-2.5-081611 240-2904-12 8/16/2011 MSA-SW41C-2.5	MSA-SW41C-4-081611 240-2904-11 8/16/2011 MSA-SW41C-4
VOLATILES (ug/l)								
ACETONE	1500	NA	--	--	--	--	--	--
CIS-1,2-DICHLOROETHENE	590[5]	NA	1.2	0.45 J	0.48 J	0.48 J	0.45 J	0.4 J
TOLUENE	2	15,000	--	--	--	--	--	--
TRICHLOROETHENE	21	300[3]	1.7	1.3	1.3	1.6	1.6	1.3
VINYL CHLORIDE	930	24[3]	1.2	--	0.36 J	0.37 J	0.4 J	0.32 J

TABLE 4-1

ANALYTICAL RESULTS AND SCREENING CRITERIA FOR SURFACE WATER SAMPLES, HIGH TIDE - AUGUST 2011
FROG MORTAR CREEK
LOCKHEED MARTIN, MARTIN STATE AIRPORT, MIDDLE RIVER, MARYLAND

SAMPLE ID: LABORATORY ID: SAMPLE DATE: LOCATION:	Ecological Surface Water Screening Level[1]	Human Health Consumption of Organism Only[2]	MSA-SW42A-1-081611 240-2908-6 8/16/2011 MSA-SW42A-1	MSA-SW42B-1-081611 240-2908-8 8/16/2011 MSA-SW42B-1	MSA-SW42B-3-081611 240-2908-7 8/16/2011 MSA-SW42B-3	MSA-SW42C-1-081611 240-2908-11 8/16/2011 MSA-SW42C-1	MSA-SW42C-3-081611 240-2908-10 8/16/2011 MSA-SW42C-3	MSA-SW42C-5-081611 240-2908-9 8/16/2011 MSA-SW42C-5
VOLATILES (ug/l)								
ACETONE	1500	NA	--	--	--	--	--	--
CIS-1,2-DICHLOROETHENE	590[5]	NA	0.79 J	0.24 J	0.27 J	--	--	--
TOLUENE	2	15,000	--	--	--	--	--	--
TRICHLOROETHENE	21	300[3]	0.28 J	0.37 J	0.61 J	0.39 J	0.44 J	0.5 J
VINYL CHLORIDE	930	24[3]	1.6	0.55 J	--	--	--	--

TABLE 4-1

ANALYTICAL RESULTS AND SCREENING CRITERIA FOR SURFACE WATER SAMPLES, HIGH TIDE - AUGUST 2011
FROG MORTAR CREEK
LOCKHEED MARTIN, MARTIN STATE AIRPORT, MIDDLE RIVER, MARYLAND

SAMPLE ID: LABORATORY ID: SAMPLE DATE: LOCATION:	Ecological Surface Water Screening Level[1]	Human Health Consumption of Organism Only[2]	MSA-SW43A-1-081611 240-2904-2 8/16/2011 MSA-SW43A-1	MSA-SW43B-1-081611 240-2904-4 8/16/2011 MSA-SW43B-1	MSA-SW43B-2-081611 240-2904-3 8/16/2011 MSA-SW43B-2	MSA-SW43C-1-081611 240-2904-7 8/16/2011 MSA-SW43C-1	MSA-SW43C-3-081611 240-2904-6 8/16/2011 MSA-SW43C-3	MSA-SW43C-5-081611 240-2904-5 8/16/2011 MSA-SW43C-5
VOLATILES (ug/l)								
ACETONE	1500	NA	--	--	--	--	--	--
CIS-1,2-DICHLOROETHENE	590[5]	NA	--	0.18 J	--	--	--	--
TOLUENE	2	15,000	--	--	--	--	--	--
TRICHLOROETHENE	21	300[3]	0.34 J	0.35 J	0.28 J	0.23 J	0.2 J	0.2 J
VINYL CHLORIDE	930	24[3]	--	--	--	--	--	--

1 US Environmental Protection Agency Region 3 Biological Technical Advisory Group Freshwater Screening Benchmarks.

2 National Recommended Water Quality Criteria, http://water.epa.gov/scitech/swguidance/standards/current/index.cfm; and Maryland Numerical Criteria for Toxic Substances in SurfaceWaters, Code of Maryland Regulations (COMAR) 26.08.02.03, http://www.dsd.state.md.us./comar/comarhtml/26/26.08.02.03-2.htm

3 For carcinogens, criterion is for incremental cancer risk of 1x10-5.

4 Duplicate.

5 The BTAG benchmark for 1,2-dichloroethene (590 ug/L) is used as a surrogate screening level for cis-1,2-dichloroethene.

Gray shading indicates the value exceeds one of the criteria.

-- - Not detected at the method detection limit.

J - Positive result is considered estimated.

ug/l - micrograms per liter.

NA = Criterion not available (i.e., not developed).

USEPA = United States Environmental Protection Agency

COMAR = Code of Maryland Regulations

BTAG = Biological Technical Advisory Group

TABLE 4-2

ANALYTICAL RESULTS AND SCREENING CRITERIA FOR SURFACE WATER SAMPLES, LOW TIDE - AUGUST 2011
FROG MORTAR CREEK
LOCKHEED MARTIN, MARTIN STATE AIRPORT, MIDDLE RIVER, MARYLAND

SAMPLE ID: LABORATORY ID: SAMPLE DATE: LOCATION:	Ecological Surface Water Screening Level[1]	Human Health Consumption of Organism Only[2]	MSA-SW38A-1-081611-LT 240-2914-4 8/16/2011 MSA-SW38A-1	MSA-SW38B-1-081611-LT 240-2914-6 8/16/2011 MSA-SW38B-1	MSA-SW38B-3-081611-LT 240-2914-5 8/16/2011 MSA-SW38B-3	MSA-SW38C-1-081611-LT 240-2914-9 8/16/2011 MSA-SW38C-1	MSA-SW38C-2-081611-LT 240-2914-8 8/16/2011 MSA-SW38C-2	MSA-SW38C-3-081611-LT 240-2914-7 8/16/2011 MSA-SW38C-3
VOLATILES (ug/l)								
ACETONE	1500	NA	--	--	--	--	--	--
CIS-1,2-DICHLOROETHENE	590[5]	NA	0.66 J	0.61 J	1.3	0.6 J	0.55 J	0.5 J
TOLUENE	2	15,000	0.4 J	--	--	--	--	--
TRICHLOROETHENE	21	300[3]	0.77 J	0.8 J	1.7	0.87 J	0.93 J	1.2
VINYL CHLORIDE	930	24[3]	1.2	0.86 J	1.5	0.98 J	0.72 J	0.62 J

TABLE 4-2

ANALYTICAL RESULTS AND SCREENING CRITERIA FOR SURFACE WATER SAMPLES, LOW TIDE - AUGUST 2011
FROG MORTAR CREEK
LOCKHEED MARTIN, MARTIN STATE AIRPORT, MIDDLE RIVER, MARYLAND

SAMPLE ID: LABORATORY ID: SAMPLE DATE: LOCATION:	Ecological Surface Water Screening Level[1]	Human Health Consumption of Organism Only[2]	MSA-SW40A-1-081611-LT 240-2914-10 8/16/2011 MSA-SW40A-1	MSA-SW40B-1-081611-LT 240-2914-12 8/16/2011 MSA-SW40B-1	MSA-SW40B-2-081611-LT 240-2914-11 8/16/2011 MSA-SW40B-2	MSA-SW40C-1-081611-LT 240-2914-15 8/16/2011 MSA-SW40C-1	MSA-SW40C-2-081611-LT 240-2914-14 8/16/2011 MSA-SW40C-2	MSA-SW40C-4-081611-LT 240-2914-13 8/16/2011 MSA-SW40C-4
VOLATILES (ug/l)								
ACETONE	1500	NA	--	--	--	--	--	--
CIS-1,2-DICHLOROETHENE	590[5]	NA	1	0.76 J	0.67 J	--	--	--
TOLUENE	2	15,000	--	--	--	--	--	--
TRICHLOROETHENE	21	300[3]	0.23 J	5.4	3.9	--	--	0.17 J
VINYL CHLORIDE	930	24[3]	2.5	0.53 J	0.47 J	--	--	--

TABLE 4-2

ANALYTICAL RESULTS AND SCREENING CRITERIA FOR SURFACE WATER SAMPLES, LOW TIDE - AUGUST 2011
FROG MORTAR CREEK
LOCKHEED MARTIN, MARTIN STATE AIRPORT, MIDDLE RIVER, MARYLAND

SAMPLE ID: LABORATORY ID: SAMPLE DATE: LOCATION:	Ecological Surface Water Screening Level[1]	Human Health Consumption of Organism Only[2]	MSA-SW41A-1-081611-LT 240-2908-18 8/16/2011 MSA-SW41A-1	MSA-SW41B-1-081611-LT 240-2908-20 8/16/2011 MSA-SW41B-1	MSA-SW41B-3-081611-LT 240-2908-19 8/16/2011 MSA-SW41B-3	MSA-SW41C-1-081611-LT 240-2914-3 8/16/2011 MSA-SW41C-1	MSA-SW41C-2-081611-LT 240-2914-2 8/16/2011 MSA-SW41C-2	MSA-SW41C-3-081611-LT 240-2914-1 8/16/2011 MSA-SW41C-3
VOLATILES (ug/l)								
ACETONE	1500	NA	--	--	--	--	--	--
CIS-1,2-DICHLOROETHENE	590[5]	NA	1.2	0.59 J	0.5 J	--	--	0.26 J
TOLUENE	2	15,000	--	--	--	--	--	--
TRICHLOROETHENE	21	300[3]	1.6	1.3	1.3	0.31 J	0.34 J	0.66 J
VINYL CHLORIDE	930	24[3]	1.5	0.76 J	0.74 J	--	--	0.31 J

TABLE 4-2

ANALYTICAL RESULTS AND SCREENING CRITERIA FOR SURFACE WATER SAMPLES, LOW TIDE - AUGUST 2011
FROG MORTAR CREEK
LOCKHEED MARTIN, MARTIN STATE AIRPORT, MIDDLE RIVER, MARYLAND

SAMPLE ID: LABORATORY ID: SAMPLE DATE: LOCATION:	Ecological Surface Water Screening Level[1]	Human Health Consumption of Organism Only[2]	MSA-SW42A-1-081611-LT 240-2914-16 8/16/2011 MSA-SW42A-1	MSA-SW42B-1-081611-LT 240-2914-18 8/16/2011 MSA-SW42B-1	MSA-SW42B-3-081611-LT 240-2914-17 8/16/2011 MSA-SW42B-3	MSA-SW42C-1-081611-LT 240-2914-21 8/16/2011 MSA-SW42C-1	MSA-SW42C-3-081611-LT 240-2914-20 8/16/2011 MSA-SW42C-3	MSA-SW42C-5-081611-LT 240-2914-19 8/16/2011 MSA-SW42C-5
VOLATILES (ug/l)								
ACETONE	1500	NA	--	--	--	--	--	--
CIS-1,2-DICHLOROETHENE	590[5]	NA	0.81 J	0.29 J	0.24 J	--	--	--
TOLUENE	2	15,000	--	--	--	--	--	--
TRICHLOROETHENE	21	300[3]	--	0.25 J	0.22 J	--	--	--
VINYL CHLORIDE	930	24[3]	2.2	0.67 J	0.61 J	--	--	--

TABLE 4-2

ANALYTICAL RESULTS AND SCREENING CRITERIA FOR SURFACE WATER SAMPLES, LOW TIDE - AUGUST 2011
FROG MORTAR CREEK
LOCKHEED MARTIN, MARTIN STATE AIRPORT, MIDDLE RIVER, MARYLAND

SAMPLE ID: LABORATORY ID: SAMPLE DATE: LOCATION:	Ecological Surface Water Screening Level[1]	Human Health Consumption of Organism Only[2]	MSA-SW43A-1-081611-LT 240-2908-12 8/16/2011 MSA-SW43A-1	MSA-SW43A-1-081611-LT-D[4] 240-2914-22 8/16/2011 MSA-SW43A-1	MSA-SW43B-1-081611-LT 240-2908-14 8/16/2011 MSA-SW43B-1	MSA-SW43B-3-081611-LT 240-2908-13 8/16/2011 MSA-SW43B-3	MSA-SW43C-1-081611-LT 240-2908-17 8/16/2011 MSA-SW43C-1	MSA-SW43C-2-081611-LT 240-2908-16 8/16/2011 MSA-SW43C-2
VOLATILES (ug/l)								
ACETONE	1500	NA	--	--	--	--	--	--
CIS-1,2-DICHLOROETHENE	590[5]	NA	0.88 J	0.97 J	1	0.74 J	--	--
TOLUENE	2	15,000	--	--	--	--	--	0.18 J
TRICHLOROETHENE	21	300[3]	1.2	1.2	1.4	1.3	0.8 J	0.77 J
VINYL CHLORIDE	930	24[3]	0.34 J	--	0.72 J	0.65 J	--	0.31 J

TABLE 4-2

ANALYTICAL RESULTS AND SCREENING CRITERIA FOR SURFACE WATER SAMPLES, LOW TIDE - AUGUST 2011
FROG MORTAR CREEK
LOCKHEED MARTIN, MARTIN STATE AIRPORT, MIDDLE RIVER, MARYLAND

SAMPLE ID: LABORATORY ID: SAMPLE DATE: LOCATION:	Ecological Surface Water Screening Level[1]	Human Health Consumption of Organism Only[2]	MSA-SW43C-4-081611-LT 240-2908-15 8/16/2011 MSA-SW43C-4
VOLATILES (ug/l)			
ACETONE	1500	NA	--
CIS-1,2-DICHLOROETHENE	590[5]	NA	--
TOLUENE	2	15,000	0.24 J
TRICHLOROETHENE	21	300[3]	0.75 J
VINYL CHLORIDE	930	24[3]	--

1 US Environmental Protection Agency Region 3 Biological Technical Advisory Group Freshwater Screening Benchmarks.

2 National Recommended Water Quality Criteria, http://water.epa.gov/scitech/swguidance/standards/current/index.cfm; and Maryland Numerical Criteria for Toxic Substances in Surface Waters, Code of Maryland Regulations (COMAR) 26.08.02.03, http://www.dsd.state.md.us./comar/comarhtml/26/26.08.02.03-2.htm

3 For carcinogens, criterion is for incremental cancer risk of $1x10^{-5}$.

4 Duplicate.

5 The BTAG benchmark for 1,2-dichloroethene (590 ug/L) is used as a surrogate screening level for cis-1,2-dichloroethene.

Gray shading indicates the value exceeds one of the criteria.

-- - Not detected at the method detection limit.

J - Positive result is considered estimated.

ug/l - micrograms per liter.

NA = Criterion not available (i.e., not developed).

USEPA = United States Environmental Protection Agency

COMAR = Code of Maryland Regulations

BTAG = Biological Technical Advisory Group

This page intentionally left blank

Map Document: (K:\GProject\MartinStateAirport-LMC\MapDocs\MXD\Maps\MSA Surface Water Samples TCE concentration August2011_high tide_revised 1 5 12.mxd)
1/5/2012 -- 4:25:58 PM

FIGURE 4-1

CONCENTRATIONS OF TRICHLOROETHENE IN SURFACE WATER SAMPLES, AUGUST 2011 HIGH TIDE FROG MORTAR CREEK

LEGEND

- AUGUST 2011 SURFACE WATER SAMPLE LOCATION
- GROUNDWATER MONITORING WELL
- ABANDONED WELL
- MARYLAND AIR NATIONAL GUARD BOUNDARY
- POND

1.7 = TRICHLOROETHENE CONCENTRATION
J = ESTIMATED VALUE
- - = NOT DETECTED
(2.5') = DEPTH BELOW WATER SURFACE

Concentration in micrograms per liter (ug/L)
"A" 1 foot below surface
"B" 1 foot below surface and 1 foot above bottom
"C" 1 foot below surface, midpoint of water column, and 1 foot above bottom

Frog Mortar Creek
Lockheed Martin, Martin State Airport
Middle River, Maryland

0 75 150 300 Feet

N

DATE MODIFIED: 1/5/12

CREATED BY: MP

TETRA TECH

Map Document: (K:\GProject\MartinStateAirport-LMC\MapDocs\MXD\Maps\MSA Surface Water Samples CIS_12 dichloroethene concentration August2011_high tide_revised 1 5 12.mxd)
1/5/2012 -- 4:36:28 PM

FIGURE 4-2

CONCENTRATIONS OF CIS-1,2-DICHLOROETHENE IN SURFACE WATER SAMPLES, AUGUST 2011 HIGH TIDE FROG MORTAR CREEK

LEGEND

- AUGUST 2011 SURFACE WATER SAMPLE LOCATION
- GROUNDWATER MONITORING WELL
- ABANDONED WELL
- MARYLAND AIR NATIONAL GUARD BOUNDARY
- POND

1.7 = CIS-1,2-DICHLOROETHENE CONCENTRATION
J = ESTIMATED VALUE
- - = NOT DETECTED
(2.5') = DEPTH BELOW WATER SURFACE

Concentration in micrograms per liter (ug/L)
"A" 1 foot below surface
"B" 1 foot below surface and 1 foot above bottom
"C" 1 foot below surface, midpoint of water column, and 1 foot above bottom

Frog Mortar Creek
Lockheed Martin, Martin State Airport
Middle River, Maryland

0 75 150 300 Feet

N

DATE MODIFIED: 1/5/12

CREATED BY: MP

TETRA TECH

Map Document: (K:\GProject\MartinStateAirport-LMC\MapDocs\MXD\Maps\MSA Surface Water Samples Vinyl Chloride concentration August2011_high tide_revised 1 5 12.mxd)
1/5/2012 -- 4:46:58 PM

FIGURE 4-3

CONCENTRATIONS OF VINYL CHLORIDE IN SURFACE WATER SAMPLES, AUGUST 2011 HIGH TIDE FROG MORTAR CREEK

LEGEND

- AUGUST 2011 SURFACE WATER SAMPLE LOCATION
- GROUNDWATER MONITORING WELL
- ABANDONED WELL
- MARYLAND AIR NATIONAL GUARD BOUNDARY
- POND

1.7 = VINYL CHLORIDE CONCENTRATION
J = ESTIMATED VALUE
- - = NOT DETECTED
(2.5') = DEPTH BELOW WATER SURFACE

Concentration in micrograms per liter (ug/L)
"A" 1 foot below surface
"B" 1 foot below surface and 1 foot above bottom
"C" 1 foot below surface, midpoint of water column, and 1 foot above bottom

Frog Mortar Creek
Lockheed Martin, Martin State Airport
Middle River, Maryland

0 75 150 300 Feet

N

DATE MODIFIED: 1/5/12

CREATED BY: MP

TETRA TECH

Map Document: (K:\GProject\MartinStateAirport-LMC\MapDocs\MXD\Maps\MSA Surface Water Samples TCE concentration August2011_low tide_revised 1 5 12.mxd)
1/5/2012 -- 4:58:00 PM

FIGURE 4-4

CONCENTRATIONS OF TRICHLOROETHENE IN SURFACE WATER SAMPLES, AUGUST 2011 LOW TIDE FROG MORTAR CREEK

LEGEND

- AUGUST 2011 SURFACE WATER SAMPLE LOCATION
- GROUNDWATER MONITORING WELL
- ABANDONED WELL
- MARYLAND AIR NATIONAL GUARD BOUNDARY
- POND

1.7 = TRICHLOROETHENE CONCENTRATION
J = ESTIMATED VALUE
- - = NOT DETECTED
(2') = DEPTH BELOW WATER SURFACE

Concentration in micrograms per liter (ug/L)
"A" 1 foot below surface
"B" 1 foot below surface and 1 foot above bottom
"C" 1 foot below surface, midpoint of water column, and 1 foot above bottom

Frog Mortar Creek
Lockheed Martin, Martin State Airport
Middle River, Maryland

0 75 150 300 Feet

N

DATE MODIFIED: 1/5/12

CREATED BY: MP

TETRA TECH

Map Document: (K:\GProject\MartinStateAirport-LMC\MapDocs\MXD\Maps\MSA Surface Water Samples CIS_12 dichloroethene concentration August2011_low tide_revised 1 5 12.mxd)
1/5/2012 -- 5:12:32 PM

FIGURE 4-5

CONCENTRATIONS OF CIS-1,2-DICHLOROETHENE IN SURFACE WATER SAMPLES, AUGUST 2011 LOW TIDE FROG MORTAR CREEK

LEGEND

- AUGUST 2011 SURFACE WATER SAMPLE LOCATION
- GROUNDWATER MONITORING WELL
- ABANDONED WELL
- MARYLAND AIR NATIONAL GUARD BOUNDARY
- POND

1.7 = CIS-1,2-DICHLOROETHENE CONCENTRATION
J = ESTIMATED VALUE
- - = NOT DETECTED
(D) = DUPLICATE
(2') = DEPTH BELOW WATER SURFACE

Concentration in micrograms per liter (ug/L)
"A" 1 foot below surface
"B" 1 foot below surface and 1 foot above bottom
"C" 1 foot below surface, midpoint of water column, and 1 foot above bottom

Frog Mortar Creek
Lockheed Martin, Martin State Airport
Middle River, Maryland

0 75 150 300 Feet

N

DATE MODIFIED: 9/21/11

CREATED BY: MP

TETRA TECH

Map Document: (K:\GProject\MartinStateAirport-LMC\MapDocs\MXD\Maps\MSA Surface Water Samples Vinyl Chloride concentration August2011_low tide_revised 1 6 12.mxd)
1/6/2012 -- 9:48:18 AM

FIGURE 4-6

CONCENTRATIONS OF VINYL CHLORIDE IN SURFACE WATER SAMPLES, AUGUST 2011 LOW TIDE FROG MORTAR CREEK

LEGEND

- AUGUST 2011 SURFACE WATER SAMPLE LOCATION
- GROUNDWATER MONITORING WELL
- ABANDONED WELL
- MARYLAND AIR NATIONAL GUARD BOUNDARY
- POND

1.7 = VINYL CHLORIDE CONCENTRATION
J = ESTIMATED VALUE
- - = NOT DETECTED
(2') = DEPTH BELOW WATER SURFACE

Concentration in micrograms per liter (ug/L)
"A" 1 foot below surface
"B" 1 foot below surface and 1 foot above bottom
"C" 1 foot below surface, midpoint of water column, and 1 foot above bottom

Frog Mortar Creek
Lockheed Martin, Martin State Airport
Middle River, Maryland

0 75 150 300 Feet

N

DATE MODIFIED: 1/6/12

CREATED BY: MP

TETRA TECH

FIGURE 4-7
TRICHLOROETHENE CONCENTRATIONS
SURFACE WATER SAMPLES - DEPTH = 1 FOOT BELOW SURFACE
FROG MORTAR CREEK
AUGUST 16, 2011

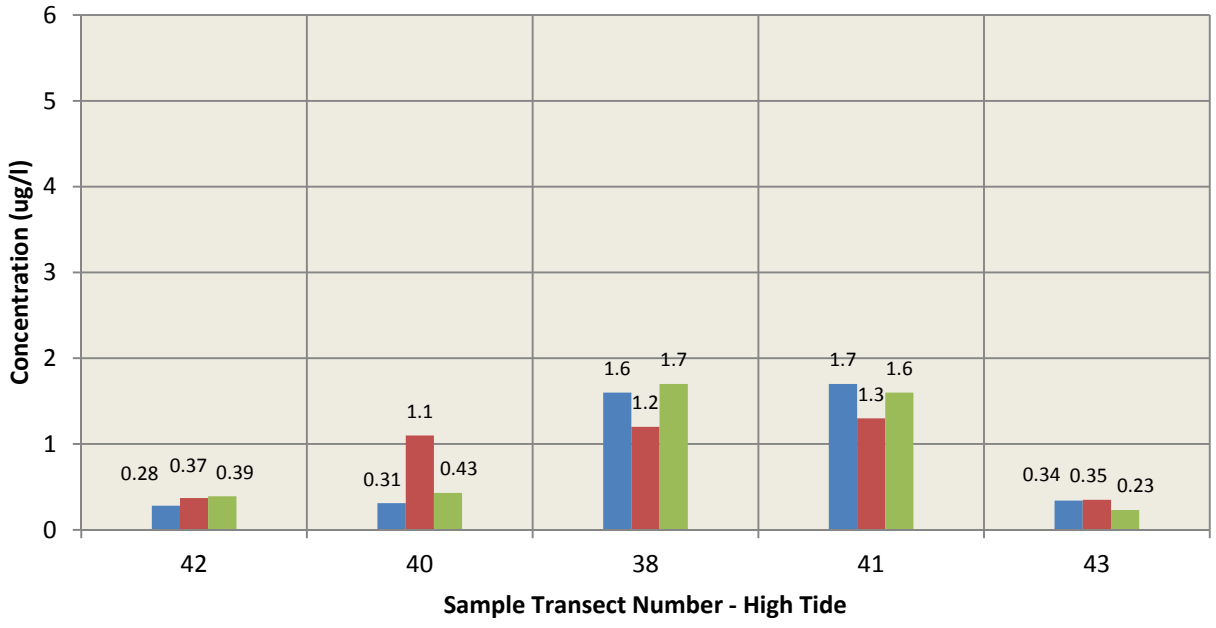

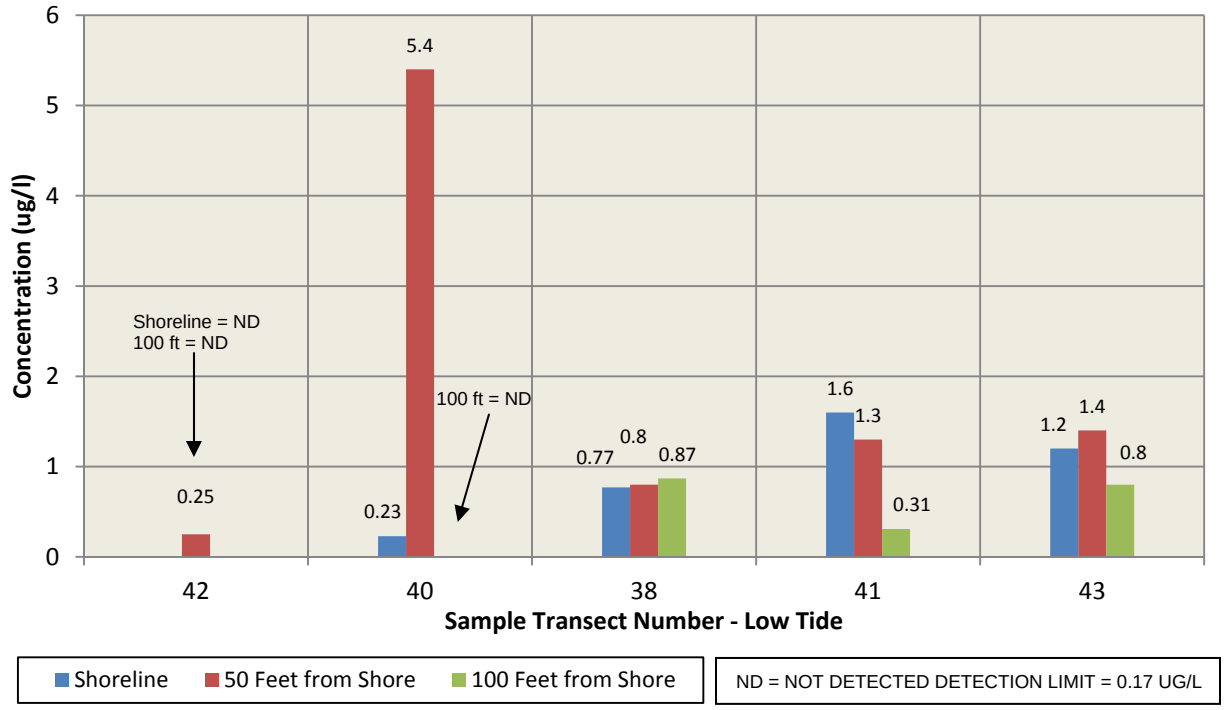

FIGURE 4-8
CIS-1,2-DICHLOROETHENE CONCENTRATIONS
SURFACE WATER SAMPLES - DEPTH = 1 FOOT BELOW SURFACE
FROG MORTAR CREEK
AUGUST 16, 2011

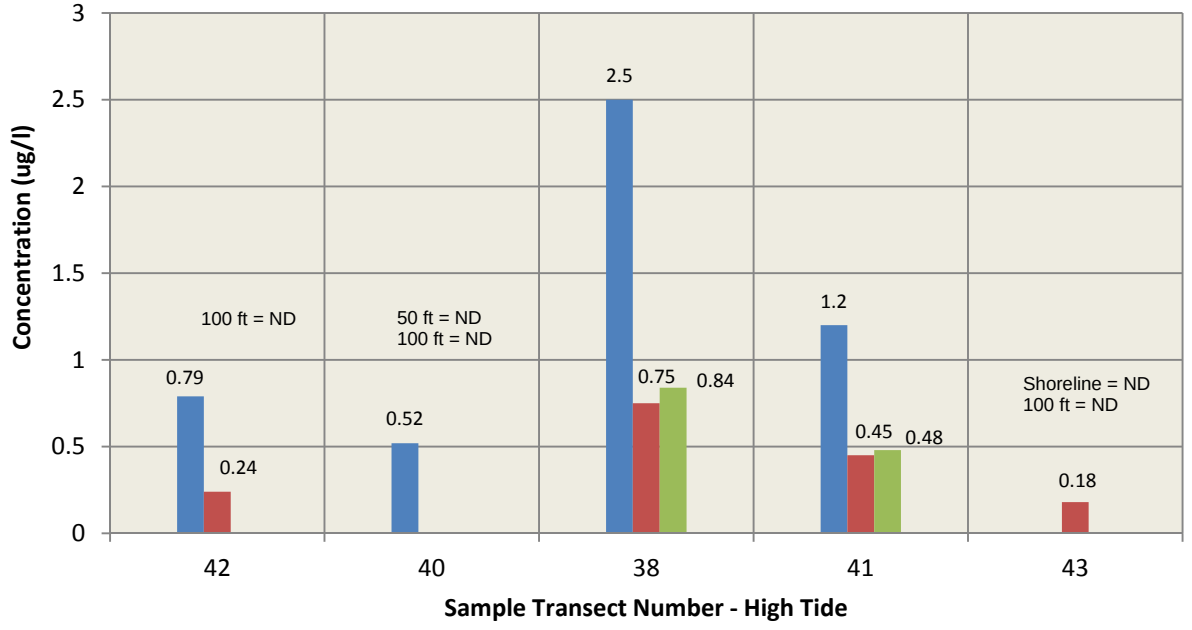

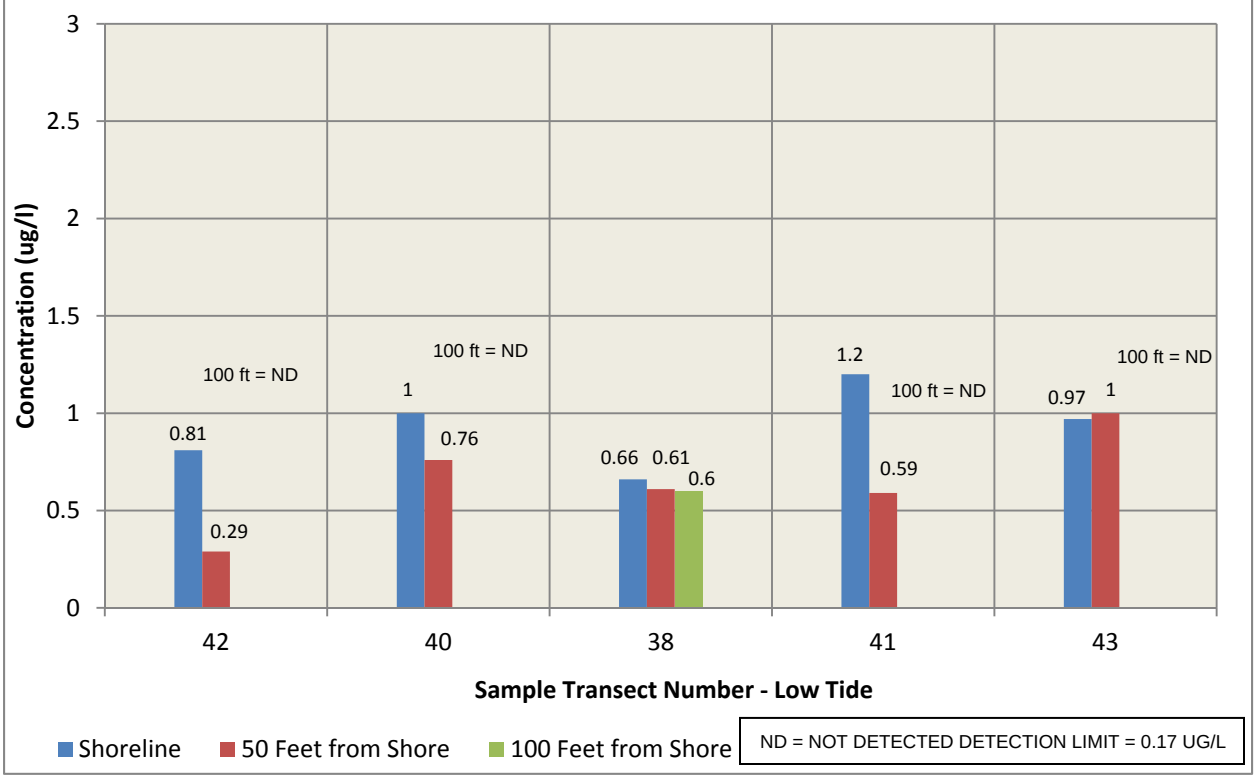

FIGURE 4-9
VINYL CHLORIDE CONCENTRATIONS
SURFACE WATER SAMPLES - DEPTH = 1 FOOT BELOW SURFACE
FROG MORTAR CREEK
AUGUST 16, 2011

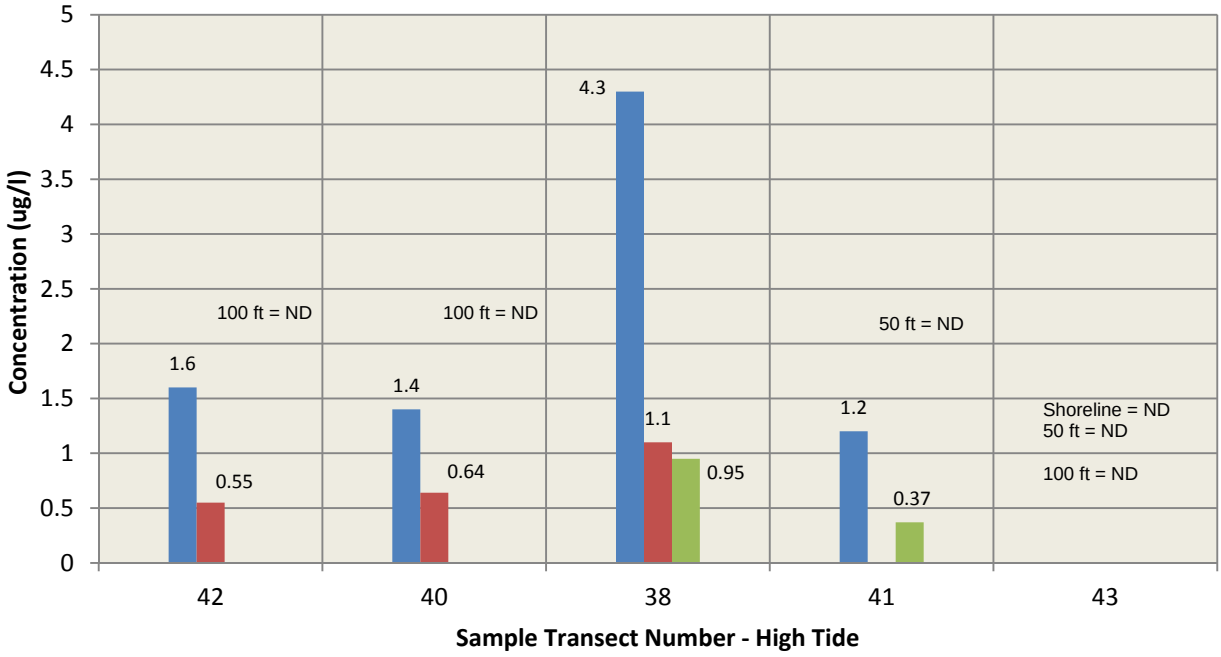

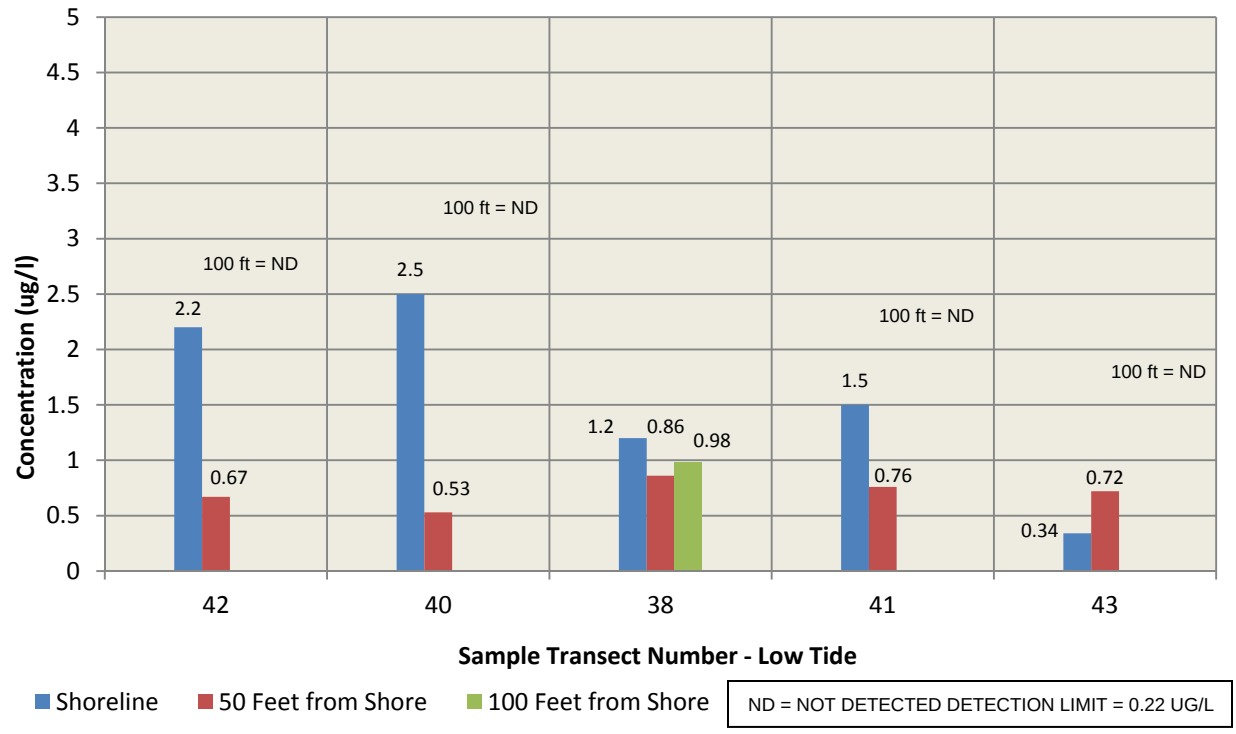

FIGURE 4-10
TRICHLOROETHENE CONCENTRATIONS
SURFACE WATER SAMPLES - DEPTH = 2 - 4 FEET BELOW SURFACE
FROG MORTAR CREEK
AUGUST 16, 2011

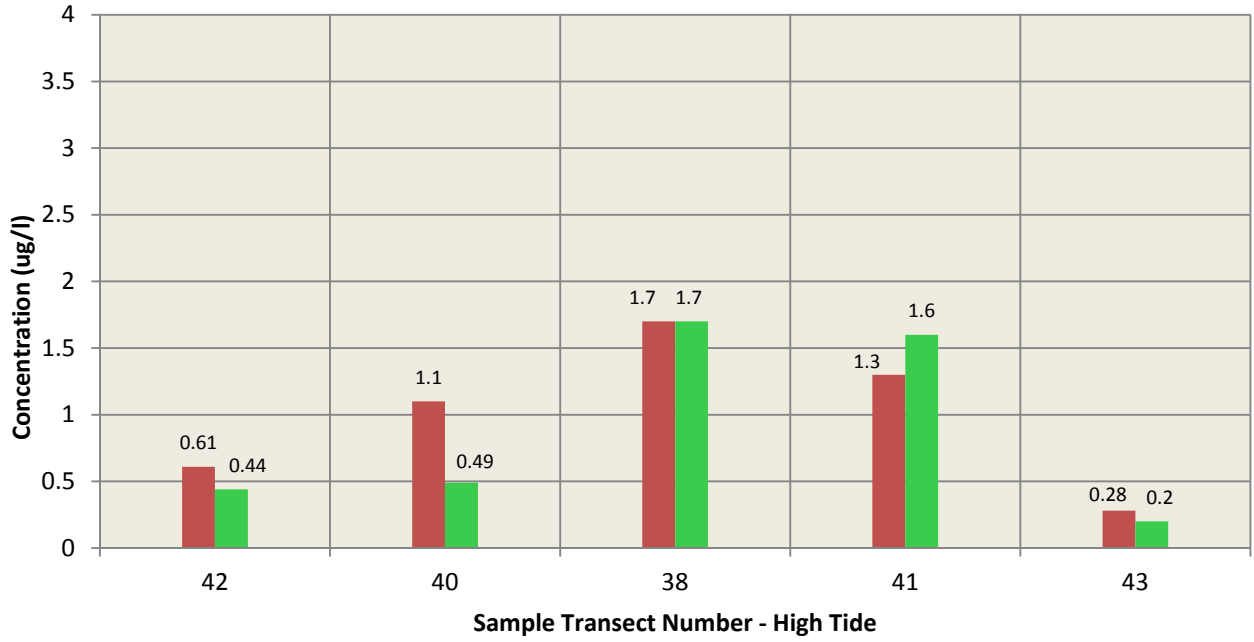

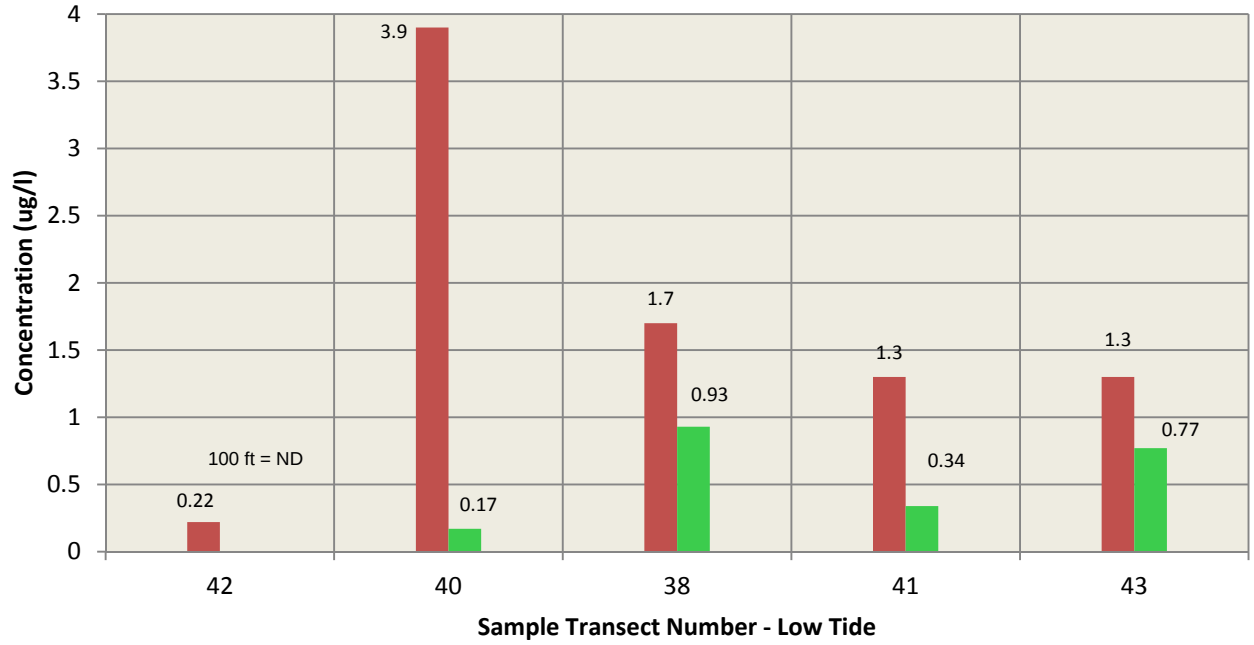

FIGURE 4-11
CIS-1,2-DICHLOROETHENE CONCENTRATIONS
SURFACE WATER SAMPLES - DEPTH = 2 - 4 FEET BELOW SURFACE
FROG MORTAR CREEK
AUGUST 16, 2011

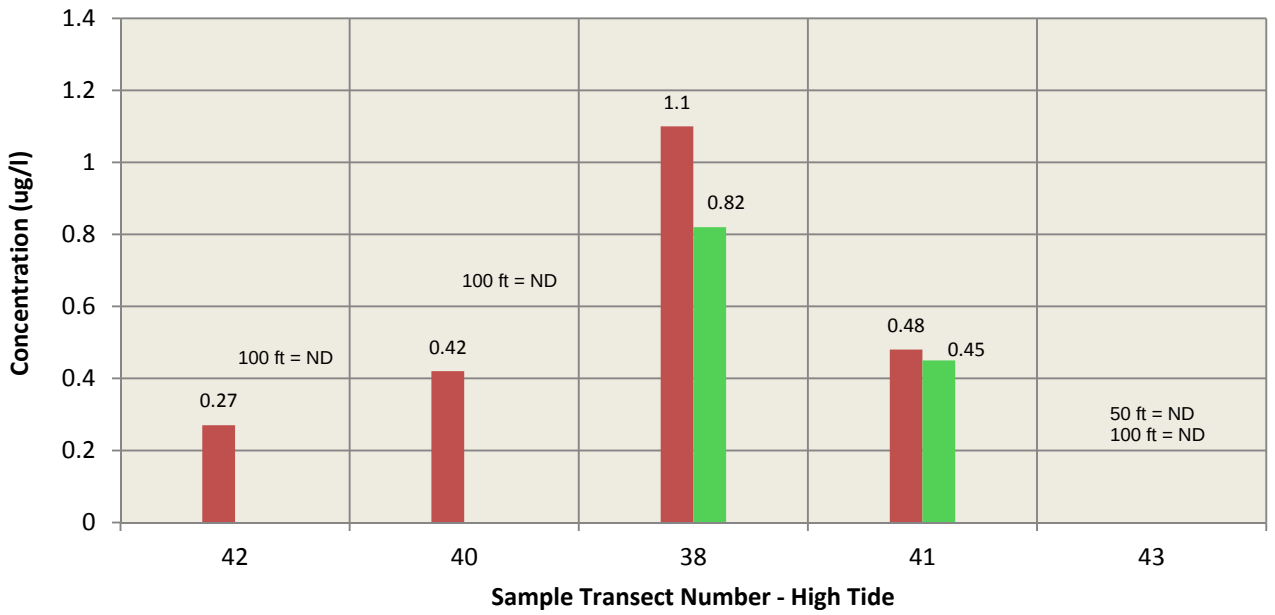

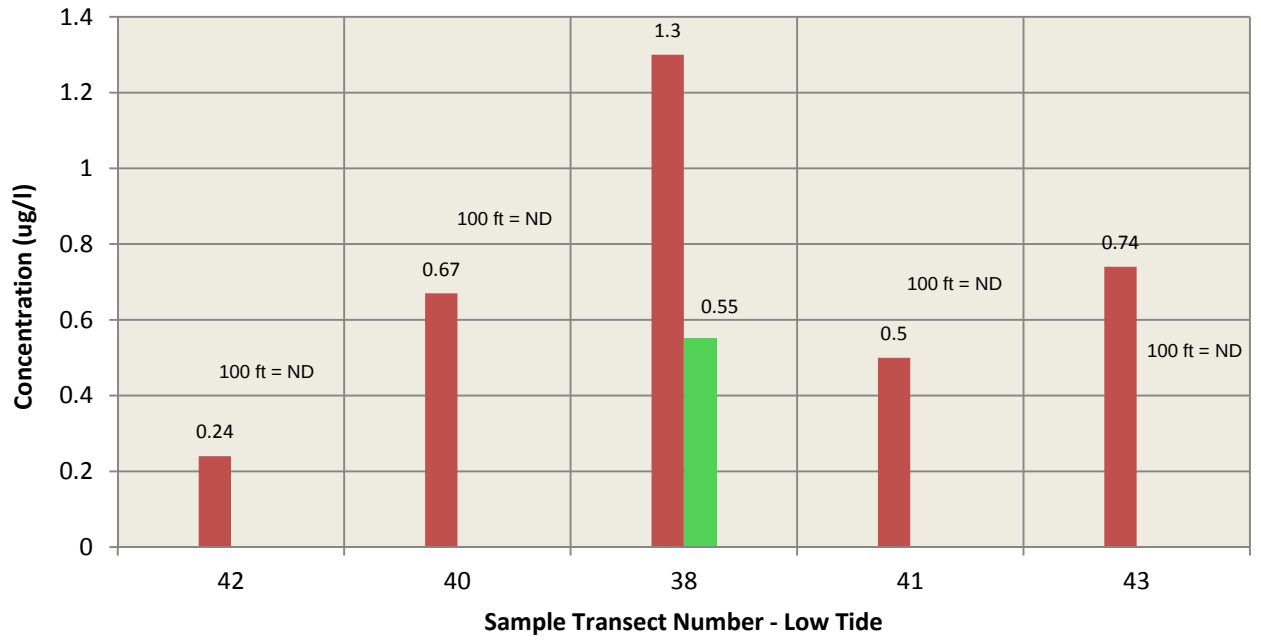

50 Feet from Shore | 100 Feet from Shore

ND = NOT DETECTED DETECTION LIMIT = 0.17 UG/L

FIGURE 4-12
VINYL CHLORIDE CONCENTRATIONS
SURFACE WATER SAMPLES - DEPTH = 2 - 4 FEET BELOW SURFACE
FROG MORTAR CREEK
AUGUST 16, 2011

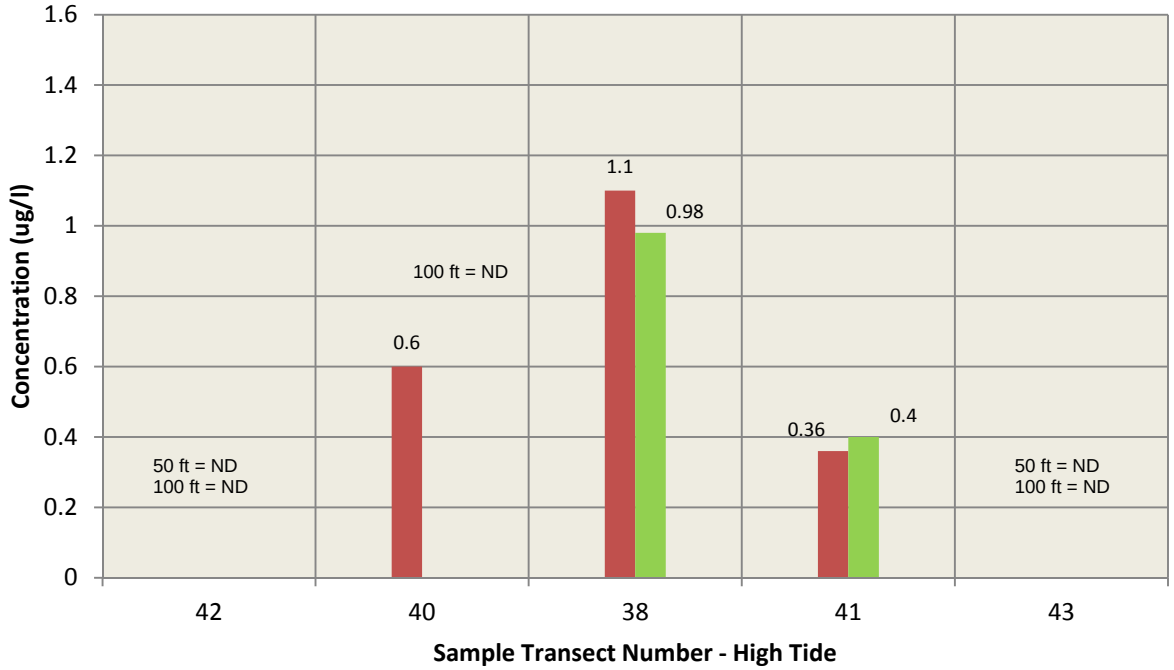

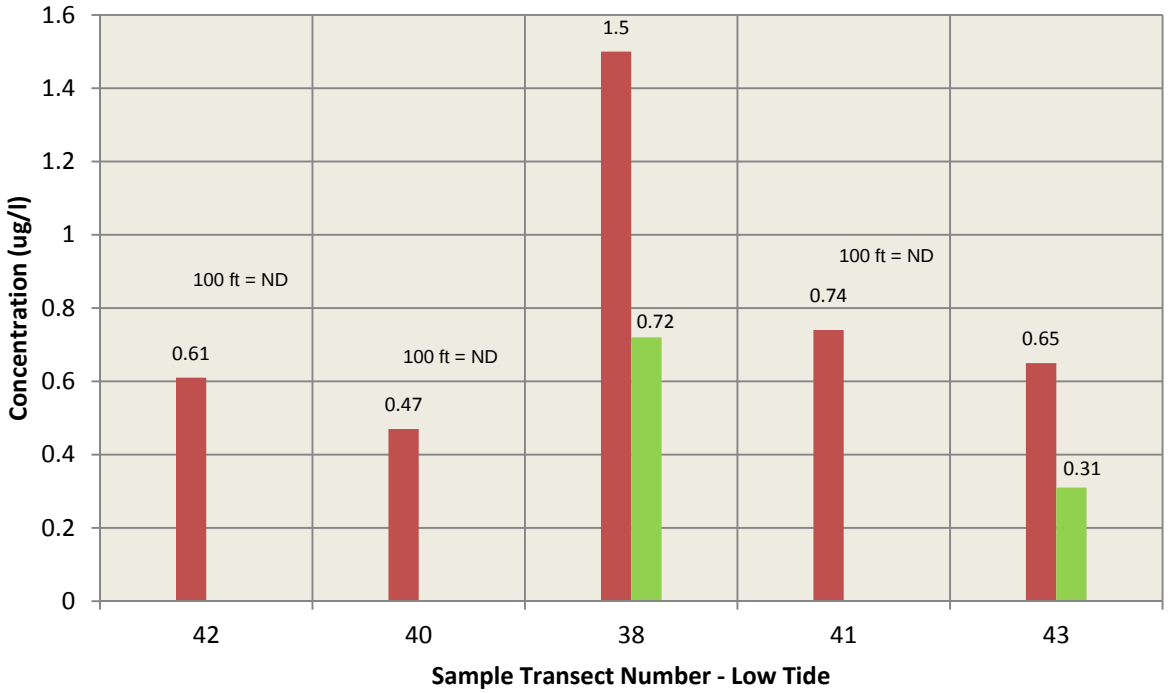

ND = NOT DETECTED DETECTION LIMIT = 0.22 UG/L

FIGURE 4-13
TRICHLOROETHENE CONCENTRATIONS
SURFACE WATER SAMPLES - DEPTH = 3 - 5 FEET BELOW SURFACE
FROG MORTAR CREEK
AUGUST 16, 2011

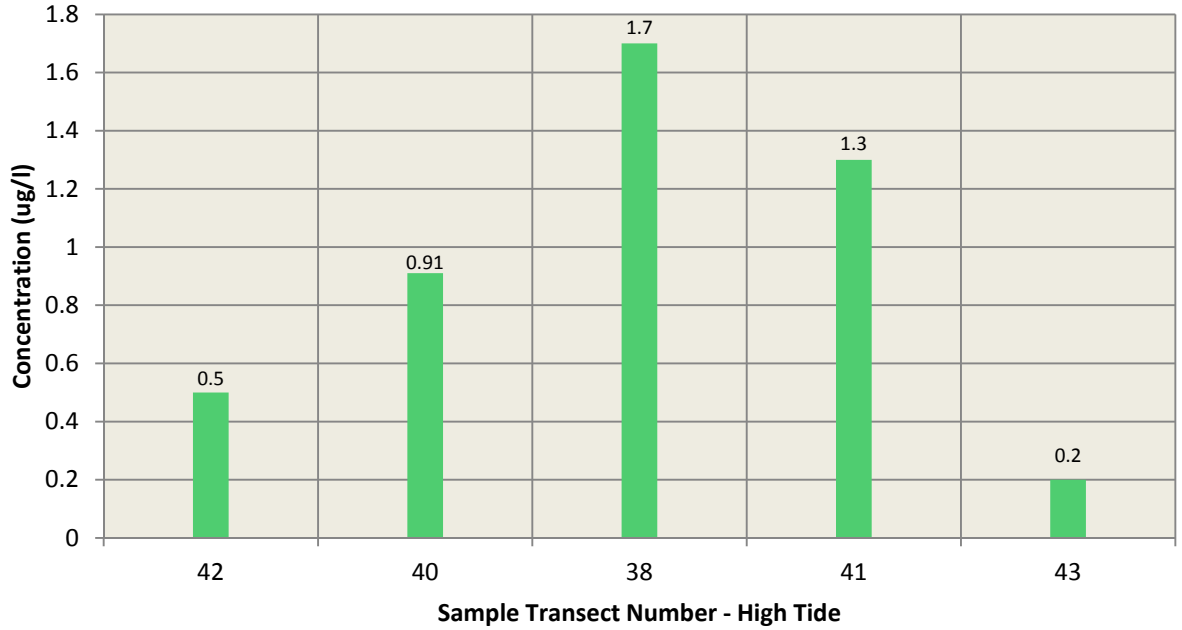

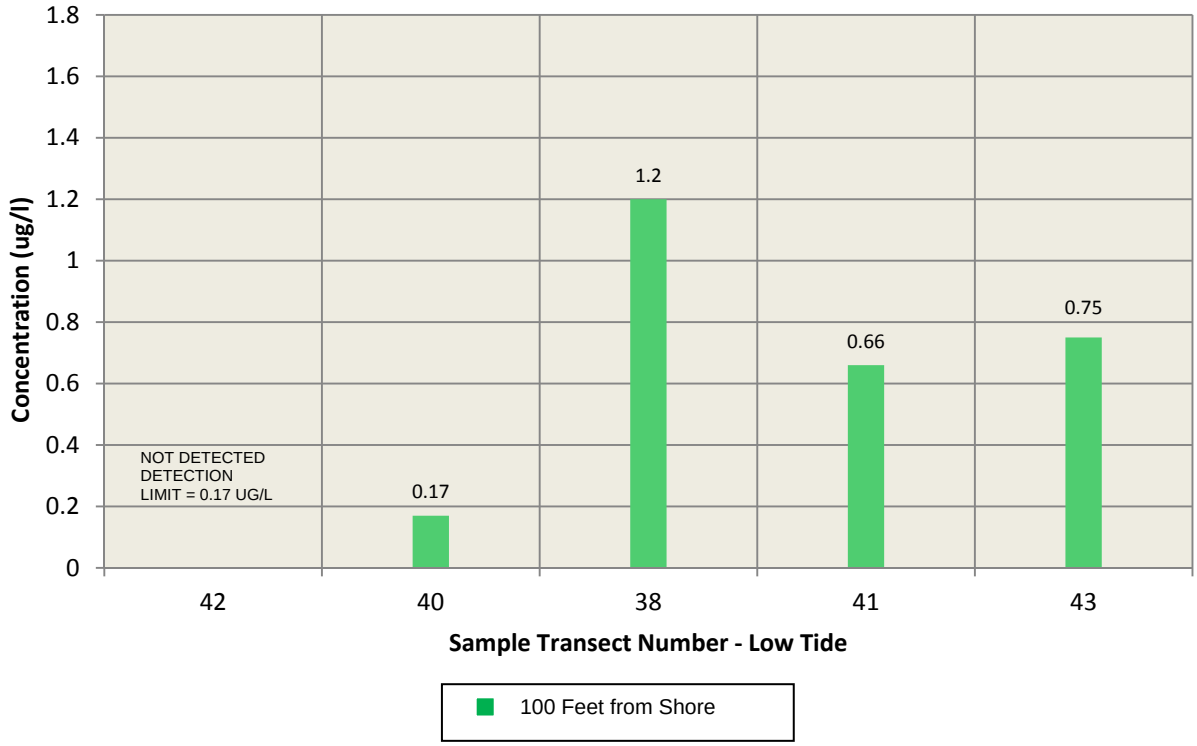

FIGURE 4-14
CIS-1,2-DICHLOROETHENE CONCENTRATIONS
SURFACE WATER SAMPLES - DEPTH = 3 - 5 FEET BELOW SURFACE
FROG MORTAR CREEK
AUGUST 16, 2011

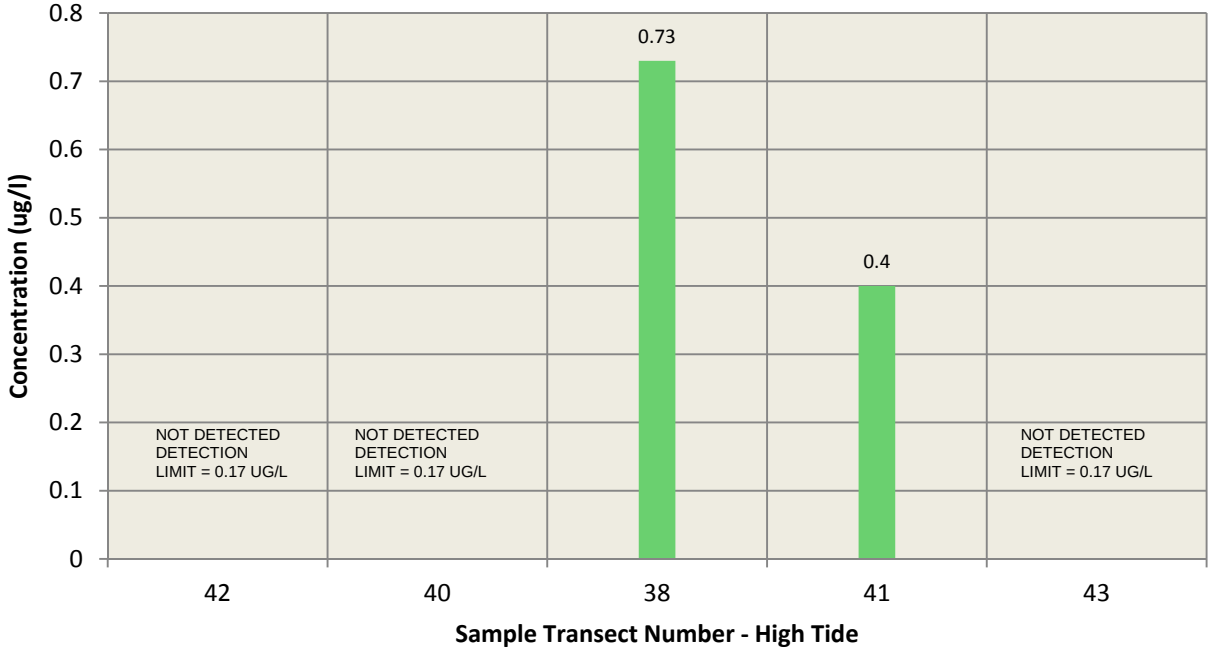

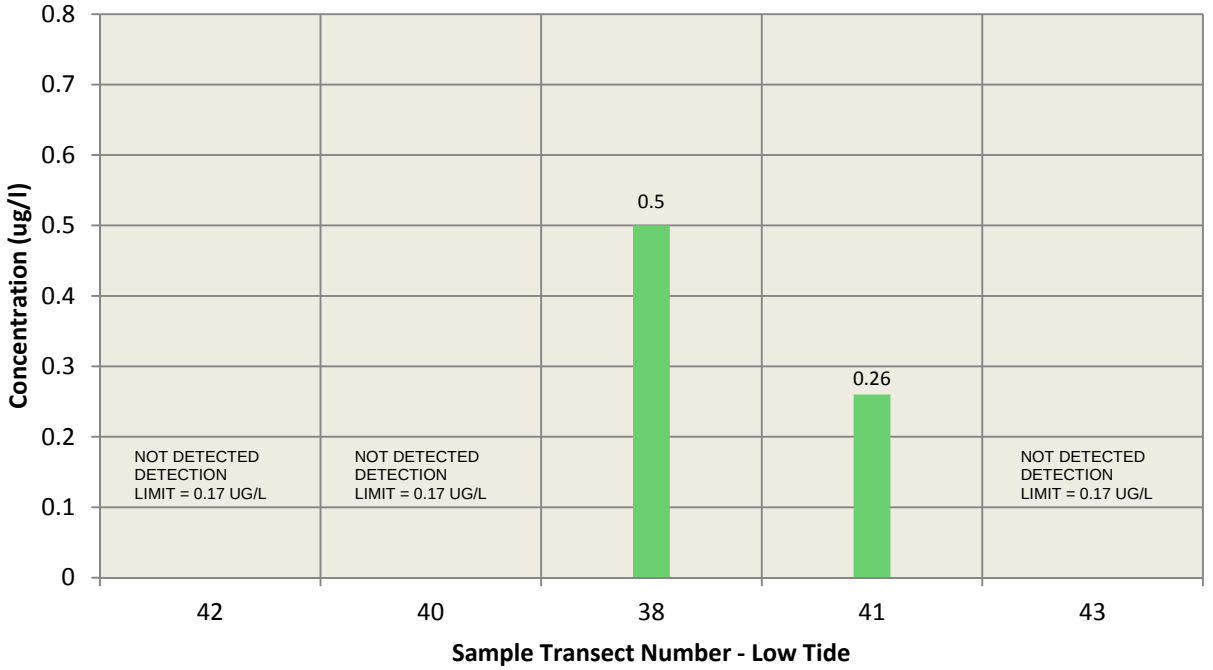

FIGURE 4-15
VINYL CHLORIDE CONCENTRATIONS
SURFACE WATER SAMPLES - DEPTH = 3 - 5 FEET BELOW SURFACE
FROG MORTAR CREEK
AUGUST 16, 2011

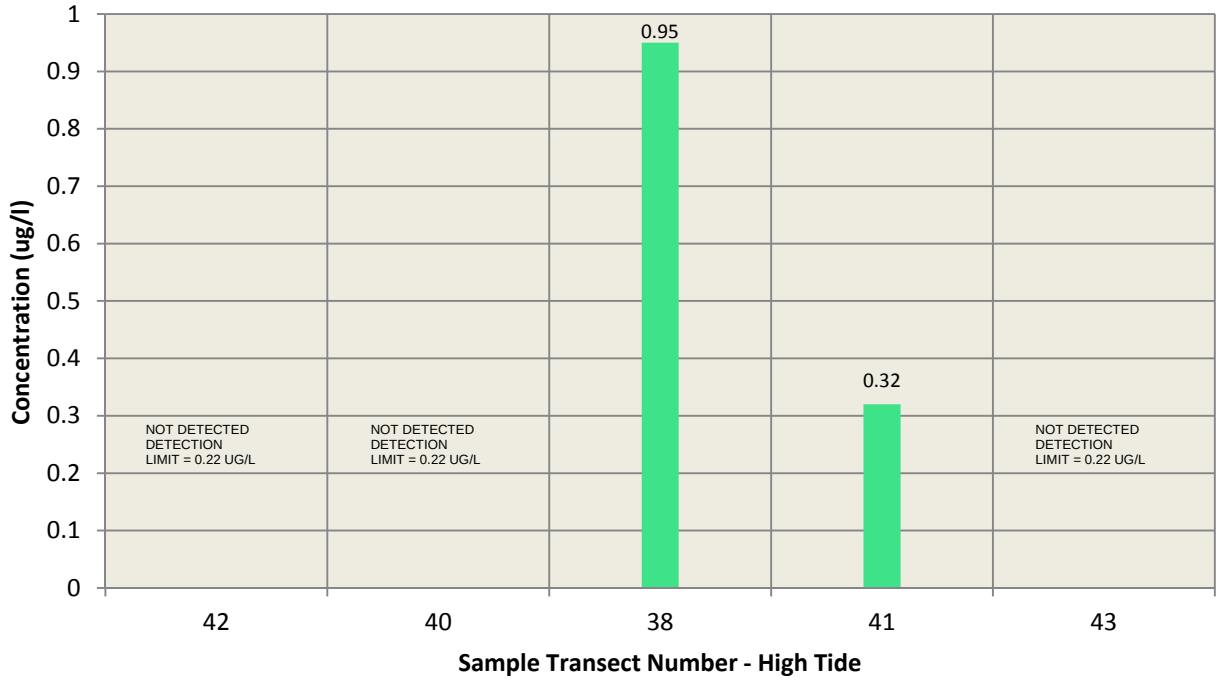

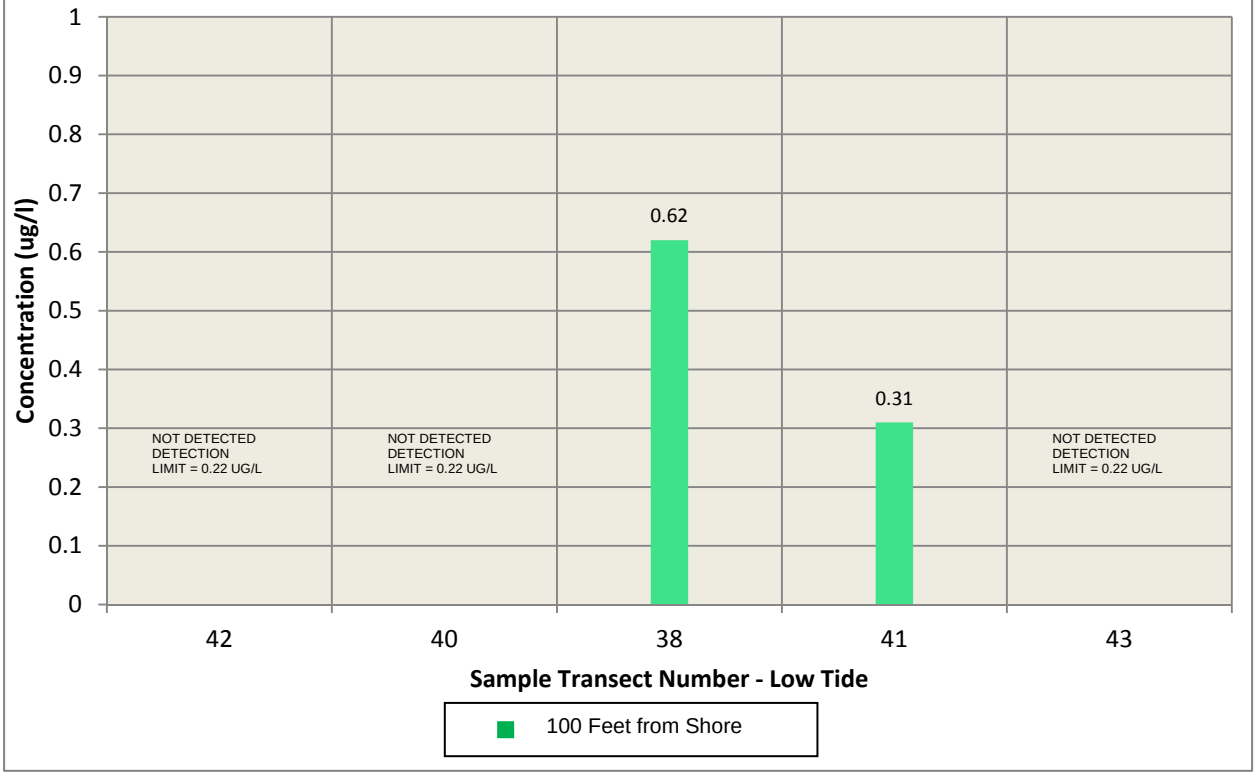

Section 5
Summary

The following summarizes Lockheed Martin Corporation's (Lockheed Martin's) August 2011 Frog Mortar Creek surface water investigation and findings:

- sixty surface water samples were collected from Frog Mortar Creek on August 16, 2011 and chemically analyzed to continue to assess the extent to which surface water in Frog Mortar Creek is impacted by groundwater constituents from the Dump Road Area (DRA), and to assess variation in surface water impacts at different depths and at high versus low tides

- Samples were collected at three different distances from shore and at varying depths below the water surface, along five previously sampled transects spaced approximately 350 feet apart and arranged perpendicular to the western shoreline of Frog Mortar Creek. Along each transect, one sample was collected near the shoreline ("A" sample), samples were collected at two depths at a point approximately 50 feet from the shoreline ("B" sample), and samples were collected at three depths at a point approximately 100 feet from the shoreline ("C" sample). Samples were collected from all locations and depths at two different tidal phases, within two hours of both the low and high tides.

- all samples were analyzed for volatile organic compounds (VOCs) by SW846 Method 8260B

- the laboratory chemical data were validated in accordance with U.S. Environmental Protection Agency (USEPA) *Region III Modifications to the National Functional Guidelines for Data Review* and the specifics of the analytical methods used

- sampling results were screened against U.S. Environmental Protection Agency Region III Biological Technical Advisory Group (BTAG) ecological freshwater screening benchmarks, U.S. Environmental Protection Agency "National Recommended Water Quality Criteria" (NRWQC) for acute and chronic aquatic-organism exposures and for human health aquatic-organism consumption, and State of Maryland "Ambient Water Quality Criteria" (AWQC) for acute and chronic aquatic-organism exposures and for human health aquatic-organism consumption

- volatile organic compounds, including trichloroethene (TCE), *cis*-1,2-dichloroethene (*cis*-1,2-DCE), vinyl chloride (VC), toluene, and acetone were detected in the August 2011 surface water samples

- Concentrations of volatile organic compounds, primarily trichloroethene, *cis*-1,2-dichloroethene, and vinyl chloride, are greatest in samples collected along surface

water transect MSA-SW38 and MSA-SW40, hydraulically downgradient of Dump Road Area monitoring wells that contain some of the highest concentrations of site-related constituents in groundwater. Concentrations of volatile organic compounds are consistent with the June 2011 results and lower in the August 2011 samples than in the March 2011 samples.

- Concentrations of trichloroethene and *cis*-1,2-dichloroethene generally decrease north of MSA-SW40A and south of MSA-SW38A-C. *cis*-1,2-Dichloroethene and vinyl chloride were not detected as far south as trichloroethene during high tide (i.e., not detected or only one low concentration in MSA-SW43A-C-HT).

- At most sampling transects, trichloroethene concentrations are greatest in either the sample collected near the shoreline, or from 50 feet from the shoreline, and decrease in samples collected 100 feet from the shoreline. For *cis*-1,2-dichloroethene and vinyl chloride, detected concentrations are generally greatest in near-shore samples, and decrease progressively in samples collected farther from the shore.

- the maximum concentrations of vinyl chloride were detected in near-shore samples collected at locations MSA-SW38A (high tide) and MSA-SW40A (low tide), with lower concentrations detected from samples collected from transects to the north (MSA-SW40B, MSA-SW42A, and MSA-SW37B)

- in general, concentrations of trichloroethene, *cis*-1,2-dichloroethene, and vinyl chloride based on depth at a given location show no significant differences

- The tidal phase relative to the time of collection appears to have some influence on detected VOC concentrations, particularly in the samples collected 50 feet from shore. In general, volatile organic compound concentrations in samples collected in the “B-series,” at a distance of 50 feet from the shoreline, were greater at low tide than at high tide, irrespective of sampling depth. However, at the near-shore surface sample MSA-SW38A-1-HT, volatile organic compound concentrations were higher at high tide than low tide.

Section 6
References

1. Apex (Apex Environmental Inc.), 1998. "Frog Mortar Creek Sediment Sampling," letter report to Mr. William Chicca of the Maryland Environmental Service, Annapolis, Maryland from Apex Environmental Inc., of Rockville, Maryland. January 12.

2. Code of Maryland Regulations, 2011. "Numerical Criteria for Toxic Substances in Surface Waters." *Code of Maryland Regulations* (COMAR), Title 26, Subtitle 08, Chapter 02, Regulation 03: http://www.dsd.state.md.us/comar/comarhtml/26/26.08.02.03-2.htm.

3. MDE (Maryland Department of the Environment), 1992. Letter from Arlene G. Weiner, MDE, Baltimore Maryland to Maryland Aviation Administration, "Subsurface Investigations," Martin State Airport, Middle River, Maryland, January 6.

4. MDE (Maryland Department of the Environment), 1997. Letter from Arthur O'Connell, MDE to the Maryland Aviation Administration, Martin State Airport, Middle River, Maryland, January 24.

5. MDE (Maryland Department of the Environment), 1998. Memorandum, Subject "Frog Mortar Creek/Surface Water and Sediment Data" from Michael Sivak, Maryland Department of the Environment, Waste Management Administration, to Peggy Smith, Maryland Department of the Environment, Waste Management Administration, August 20.

6. MDE (Maryland Department of the Environment), 2010. Letter from Arthur O'Connell, MDE to Lockheed Martin, Martin State Airport, Middle River, Maryland, October 18.

7. Tetra Tech (Tetra Tech, Inc.), 2006. *Revised Human Health Risk Assessment, Martin State Airport, Middle River, Maryland*. Report prepared by Tetra Tech, Inc., Germantown, Maryland for Lockheed Martin Corporation. January.

8. Tetra Tech (Tetra Tech, Inc.), 2009. *Frog Mortar Creek Surface Water and Sediment Investigation Report Phases I, II, and III, Lockheed Martin, Martin State Airport, Middle River, Maryland*. Report prepared by Tetra Tech, Inc., Germantown, Maryland for Lockheed Martin Corporation, Bethesda, Maryland. May.

9. Tetra Tech (Tetra Tech, Inc.), 2010a. *Remedial Investigation Report, Martin State Airport, 701 Wilson Point Road, Middle River, Maryland.* Report prepared by Tetra Tech, Inc., Germantown, Maryland for Lockheed Martin Corporation, Bethesda, Maryland. November.

10. Tetra Tech (Tetra Tech, Inc.), 2010b. *Draft Engineering Evaluation/Cost Analysis for Groundwater, Dump Road Area Site, Martin State Airport, Middle River, Maryland*. Report prepared by Tetra Tech, Inc., Germantown, Maryland for Lockheed Martin Corporation, Bethesda, Maryland. November.

11. Tetra Tech (Tetra Tech, Inc.), 2010c. *Groundwater Monitoring Report, July 2010, Martin State Airport, 701 Wilson Point Road, Middle River, Maryland*. Report prepared by Tetra Tech, Inc., Germantown, Maryland for Lockheed Martin Corporation, Bethesda, Maryland. December.

12. Tetra Tech (Tetra Tech, Inc.), 2011a. *Monitoring Well Repair Report, Martin State Airport, 701 Wilson Point Road, Middle River, Maryland*, report prepared by Tetra Tech, Inc., Germantown, Maryland for Lockheed Martin Corporation, Bethesda, Maryland. February.

13. Tetra Tech (Tetra Tech, Inc.), 2011b. *Dump Road Supplemental Design Characterization Report, Martin State Airport, Middle River, Maryland*, report prepared by Tetra Tech, Inc., Germantown, Maryland for Lockheed Martin Corporation, Bethesda, Maryland. April.

14. Tetra Tech (Tetra Tech, Inc.), 2011c. *Compass Rose Area Soil Investigation Report, Martin State Airport, 701 Wilson Point Road, Middle River, Maryland*, report prepared by Tetra Tech, Inc., Germantown, Maryland for Lockheed Martin Corporation, Bethesda, Maryland. December.

15. Tetra Tech (Tetra Tech, Inc.), 2012a. *2011 Groundwater Monitoring Report, Martin State Airport, 701 Wilson Point Road, Middle River, Maryland*, report prepared by Tetra Tech, Inc., Germantown, Maryland for Lockheed Martin Corporation, Bethesda, Maryland. January.

16. Tetra Tech (Tetra Tech, Inc.), 2012b. *Dump Road and Runway Area Soil and Groundwater Investigation Report, Martin State Airport, 701 Wilson Point Road, Middle River, Maryland*, report prepared by Tetra Tech, Inc., Germantown, Maryland for Lockheed Martin Corporation, Bethesda, Maryland. January.

17. Tetra Tech (Tetra Tech, Inc.), 2012c. *Technical Memorandum: March 2011 Surface Water Sampling Results for Frog Mortar Creek, Martin State Airport, 701 Wilson Point Road, Middle River, Maryland*. Report prepared by Tetra Tech, Inc., Germantown, Maryland for Lockheed Martin Corporation, Bethesda, Maryland. February.

18. Tetra Tech (Tetra Tech, Inc.), 2012d. *Technical Memorandum: June 2011 Surface Water Sampling Results for Frog Mortar Creek, Martin State Airport, 701 Wilson Point Road, Middle River, Maryland*. Report prepared by Tetra Tech, Inc., Germantown, Maryland for Lockheed Martin Corporation, Bethesda, Maryland. February.

19. USEPA (U.S. Environmental Protection Agency), Region III, 1993. *Region III Modifications to the Laboratory Data-Validation Functional Guidelines for Evaluating Inorganics Analyses*. April.

20. USEPA (U.S. Environmental Protection Agency), Region III, 1994. *Region III Modifications to the National Functional Guidelines for Organic Data Review*. September.

21. USEPA (U.S. Environmental Protection Agency) 2006. *Region III Biological Technical Advisory Group Freshwater Screening Benchmarks*. July.

22. USEPA (U.S. Environmental Protection Agency) 2009. *National Recommended Water Quality Criteria*. U.S. Environmental Protection Agency, Office of Water, Office of Science and Technology: http://water.epa.gov/scitech/swguidance/standards/current/index.cfm or http://water.epa.gov/scitech/swguidance/standards/current/upload/nrwqc-2009.pdf.

This page intentionally left blank.

APPENDIX A—SURFACE WATER SAMPLE LOG SHEETS

Tetra Tech NUS, Inc.

SURFACE WATER SAMPLE LOG SHEET

Project Site Name: Martin State Airport
Project No.: 112JC03292

[] Stream
[] Spring
[] Pond
[] Lake
[X] Other: DRA/Frog Mortar Creek Surface Water
[] QA Sample Type:

Sample ID No.: MSA-SW38A-1-08/16/11
Sample Location: SW38-A-1
Sampled By: RS / WN
C.O.C. No.: 009631

Type of Sample: Tide
[] Low
[X] High

SAMPLING DATA:

	Color (Visual)	pH (S.U.)	S.C. (mS/cm)	Temp. (°C)	Turbidity (NTU)	DO (mg/l)	Salinity (%)	Other TDS
Date: 8/16/11								
Time: 1037								
Depth: 1 ft.								
Method: Horiba	colorless	7.58	4.19	25.49	9.62	6.85	2.2	2.68 g/L

SAMPLE COLLECTION INFORMATION:

Analysis	Preservative	Container Requirements	Collected
VOCs	HCl	3 - 40 ml VOA	✓

OBSERVATIONS / NOTES:

MAP:

Circle if Applicable:

MS/MSD

Duplicate ID No.:

Signature(s):

Tetra Tech NUS, Inc.

SURFACE WATER SAMPLE LOG SHEET

Project Site Name: Martin State Airport
Project No.: 112IC03292

[] Stream
[] Spring
[] Pond
[] Lake
[X] Other: DRA/Frogmortar Creek Surface Water
[] QA Sample Type:

Sample ID No.: MSA-SW38B-1-081611
Sample Location: SW38B
Sampled By: RS / WN
C.O.C. No.: 009631

Type of Sample: Tide
[] Low
[X] High

SAMPLING DATA:

	Color (Visual)	pH (S.U.)	S.C. (mS/cm)	Temp. (°C)	Turbidity (NTU)	DO (mg/l)	Salinity (%)	Other TDS
Date: 8/16/11								
Time: ~~1050~~ 1049								
Depth: 1 Pt								
Method: Horiba	CLR BRN	7.54	4.21	25.43	10.44	6.87	2.2	2.69 g/L

SAMPLE COLLECTION INFORMATION:

Analysis	Preservative	Container Requirements	Collected
VOCs	HCl	3 - 40 ml VOA	✓

OBSERVATIONS / NOTES:

MAP:

Circle if Applicable:

MS/MSD	Duplicate ID No.:
—	—

Signature(s):

Tetra Tech NUS, Inc.

SURFACE WATER SAMPLE LOG SHEET

Project Site Name: Martin State Airport
Project No.: 112IC03292

[] Stream
[] Spring
[] Pond
[] Lake
[X] Other: Frog Mortar Creek - Surface Water
[] QA Sample Type:

Sample ID No.: MSA-SW38B-~~08~~ 4-081611
Sample Location: SW38-B
Sampled By: RS / WN
C.O.C. No.: 009631

Type of Sample: Tide
[] Low
[X] High

SAMPLING DATA:

	Color (Visual)	pH (S.U.)	S.C. (mS/cm)	Temp. (°C)	Turbidity (NTU)	DO (mg/l)	Salinity (%)	Other TDS
Date: 8/16/11								
Time: 1045								
Depth: 4								
Method: Horiba	GRABBN	7.46	4.21	25.26	16.8	6.35	2.2	2.70 g/L

SAMPLE COLLECTION INFORMATION:

Analysis	Preservative	Container Requirements	Collected
VOCs	HCl	3 - 40 ml VOA	✓

OBSERVATIONS / NOTES:

MAP:

Circle if Applicable:

MS/MSD

Duplicate ID No.:

Signature(s):

Tetra Tech NUS, Inc.

SURFACE WATER SAMPLE LOG SHEET

Project Site Name: Martin State Airport
Project No.: 112IC03292

[] Stream
[] Spring
[] Pond
[] Lake
[X] Other: Frog Mortar Creek - Surface Water
[] QA Sample Type:

Sample ID No.: MSA-SW38C-1-D811 11
Sample Location: SW38-C
Sampled By: RS / WN
C.O.C. No.: 009631

Type of Sample: Tide
[] Low
[✓] High

SAMPLING DATA:

	Color (Visual)	pH (S.U.)	S.C. (mS/cm)	Temp. (°C)	Turbidity (NTU)	DO (mg/l)	Salinity (%)	Other TDS
Date: 8/16/11								
Time: 1164								
Depth: 1								
Method: Horiba	GRAY-BRN	7.54	4.23	25.47	11.9	6.31	2.2	2.71 g/L

SAMPLE COLLECTION INFORMATION:

Analysis	Preservative	Container Requirements	Collected
VOCs	HCl	3 - 40 ml VOA	✓

OBSERVATIONS / NOTES:

MAP:

Circle if Applicable:

MS/MSD

Duplicate ID No.:

Signature(s):

Tetra Tech NUS, Inc.

SURFACE WATER SAMPLE LOG SHEET

Project Site Name: Martin State Airport
Project No.: 112F003292

Sample ID No.: MSA-SW38C-25-081611
Sample Location: SW38-C
Sampled By: RS / WN
C.O.C. No.: 009631

[] Stream
[] Spring
[] Pond
[] Lake
[X] Other: FROG MORTAR CREEK SURFACE WATER
[] QA Sample Type:

Type of Sample: Tide
[] Low
[X] High

SAMPLING DATA:

	Color (Visual)	pH (S.U.)	S.C. (mS/cm)	Temp. (°C)	Turbidity (NTU)	DO (mg/l)	Salinity (%)	Other TDS
Date: 8/16/11								
Time: 1101								
Depth: 2.5'								
Method: Horiba	CLR-BRN	7.52	4.22	25.42	10.70	6.13	2.2	2.7 g/l

SAMPLE COLLECTION INFORMATION:

Analysis	Preservative	Container Requirements	Collected
VOCs	HCl	3 - 40 ml VOA	✓

OBSERVATIONS / NOTES:

MAP:

Circle if Applicable:

MS/MSD	Duplicate ID No.:
—	—

Signature(s):

Tetra Tech NUS, Inc.

SURFACE WATER SAMPLE LOG SHEET

Project Site Name: Martin State Airport
Project No.: 112EC03292

[] Stream
[] Spring
[] Pond
[] Lake
[X] Other: Frog Moreau Creek - Surface Water
[] QA Sample Type:

Sample ID No.: MSA-SW38C-4-DEC11
Sample Location: SW38-C
Sampled By: RS / WN
C.O.C. No.: 009631

Type of Sample: / Tide
[] Low
[X] High

SAMPLING DATA:

	Color (Visual)	pH (S.U.)	S.C. (mS/cm)	Temp. (°C)	Turbidity (NTU)	DO (mg/l)	Salinity (%)	Other TDS
Date: 8/16/11								
Time: 1055								
Depth: 4								
Method: Horiba	Clear/Brown	7.50	4.22	25.37	19.7	8.26	2.2	2.70 g/L

SAMPLE COLLECTION INFORMATION:

Analysis	Preservative	Container Requirements	Collected
VOCs	HCl	3 - 40 ml VOA	✓

OBSERVATIONS / NOTES:

MAP:

Circle if Applicable:

MS/MSD

Duplicate ID No.:

Signature(s):

Tetra Tech NUS, Inc.

SURFACE WATER SAMPLE LOG SHEET

Project Site Name: Martin State Airport
Project No.: 112IC03292

[] Stream
[] Spring
[] Pond
[] Lake
[X] Other: Frog Mortar Creek - Surface Water
[] QA Sample Type:

Sample ID No.: MSA-SW40A-1-081611
Sample Location: SW40-A-1
Sampled By: RS / WN
C.O.C. No.: 009631

Type of Sample: Tide
[] Low
[X] High

SAMPLING DATA:

	Color (Visual)	pH (S.U.)	S.C. (mS/cm)	Temp. (°C)	Turbidity (NTU)	DO (mg/l)	Salinity (%)	Other
Date: 8/16/11								
Time: 1125								
Depth: 1 FT								
Method: Hach	Greenish Brown	7.79	4.14	25.88	~~36.7~~ 14	8.11	2.2 ppt	TDS 2.65 g/L

SAMPLE COLLECTION INFORMATION: 1.2

Analysis	Preservative	Container Requirements	Collected
VOCs	HCl	3 - 40 ml VOA	✓

OBSERVATIONS / NOTES:

1 FT ~~BGS~~ belowsurface

MAP:

Circle if Applicable:

MS/MSD	Duplicate ID No.:
—	—

Signature(s):

Tetra Tech NUS, Inc.

SURFACE WATER SAMPLE LOG SHEET

Project Site Name: Martin State Airport
Project No.: 112IC03292

[] Stream
[] Spring
[] Pond
[] Lake
[X] Other: Frog Mortar Creek - Surface Water
[] QA Sample Type:

Sample ID No.: MSA-SW40B-1-081611
Sample Location: SW40-B-1
Sampled By: RS / WN
C.O.C. No.: 009632

Type of Sample: Tide
[] Low
[X] High

SAMPLING DATA:

	Color (Visual)	pH (S.U.)	S.C. (mS/cm)	Temp. (°C)	Turbidity (NTU)	DO (mg/l)	Salinity ~~(%)~~ ppt	~~Other~~ TDS g/L
Date: 8/16/11								
Time: 1134								
Depth:								
Method: Manta	green brown	7.62	4.22	25.73	11.3	6.82	2.2	2.70

SAMPLE COLLECTION INFORMATION:

Analysis	Preservative	Container Requirements	Collected
VOCs	HCl	3 - 40 ml VOA	✓

OBSERVATIONS / NOTES:

1 FT below surface

MAP:

Circle if Applicable:

MS/MSD	Duplicate ID No.:
—	—

Signature(s):

Tetra Tech NUS, Inc.

SURFACE WATER SAMPLE LOG SHEET

Project Site Name: Manlin State Airport
Project No.: 112IC03292

[] Stream
[] Spring
[] Pond
[] Lake
[X] Other: FROG MORTAR CREEK - SURFACE WATER
[] QA Sample Type:

Sample ID No.: MSA-SW40B-2-08/16/11
Sample Location: SW40B-2
Sampled By: RS / WN
C.O.C. No.: 009632

Type of Sample: Tide
[] Low
[X] High

SAMPLING DATA:

	Color (Visual)	pH (S.U.)	S.C. (mS/cm)	Temp. (°C)	Turbidity (NTU)	DO (mg/l)	Salinity ~~(%)~~ ppt	~~Other~~ TDS g/L
Date: 8/16/11								
Time: 1130								
Depth: 2FT								
Method: Another	Greenish brown	7.72	4.21	25.67	12.4	6.81	2.2	2.70

SAMPLE COLLECTION INFORMATION:

Analysis	Preservative	Container Requirements	Collected
VOCs	HCl	3- 40 ml VOA	✓

OBSERVATIONS / NOTES:

2 FT Below surface

MAP:

Circle if Applicable:

MS/MSD	Duplicate ID No.:

Signature(s):

Tetra Tech NUS, Inc.

SURFACE WATER SAMPLE LOG SHEET

Project Site Name: Martin State Airport
Project No.: 112IC03292

Sample ID No.: MSA-SW40C-1-081611
Sample Location: SW40-C-1
Sampled By: RS / WN
C.O.C. No.: 009632

[] Stream
[] Spring
[] Pond
[] Lake
[X] Other: Frog Mortar Creek Surface Water
[] QA Sample Type:

Type of Sample: / Tide
[] Low
[X] High

SAMPLING DATA:

	Color (Visual)	pH (S.U.)	S.C. (mS/cm)	Temp. (°C)	Turbidity (NTU)	DO (mg/l)	Salinity ~~(%)~~ ppt	~~Other~~ TDS g/L
Date: 8/16/11								
Time: 1145								
Depth:								
Method: Horiba	green brown	7.61	4.25	25.71	8.82	6.10	2.3	2.72

SAMPLE COLLECTION INFORMATION:

Analysis	Preservative	Container Requirements	Collected
VOCs	HCl	3- 40 ml VOA	✓

OBSERVATIONS / NOTES:

1 Ft below surface

MAP:

Circle if Applicable:

MS/MSD	Duplicate ID No.:
—	—

Signature(s):

Tetra Tech NUS, Inc.

SURFACE WATER SAMPLE LOG SHEET

Project Site Name: Martin State Airport
Project No.: 112IC03292

[] Stream
[] Spring
[] Pond
[] Lake
[X] Other: Frog Mortar Creek - Surface Water
[] QA Sample Type:

Sample ID No.: MSA-SW40C-3-081611
Sample Location: SW40-C-3
Sampled By: RS / WW
C.O.C. No.: 009632

Type of Sample: / Tide
[] Low
[X] High

SAMPLING DATA:

	Color (Visual)	pH (S.U.)	S.C. (mS/cm)	Temp. (°C)	Turbidity (NTU)	DO (mg/l)	Salinity ~~(%)~~ ppt	~~Other~~ TDS g/L
Date: 8/16/11								
Time: 1143								
Depth: 3								
Method: Marsh	green brown	7.59	4.25	25.70	9.32	6.07	2.3	2.72

SAMPLE COLLECTION INFORMATION:

Analysis	Preservative	Container Requirements	Collected
VOCs	HCl	3 - 40 ml VOA	✓

OBSERVATIONS / NOTES:

3 Ft below surface

MAP:

Circle if Applicable:

MS/MSD

Duplicate ID No.:

Signature(s):

Tetra Tech NUS, Inc.

SURFACE WATER SAMPLE LOG SHEET

Project Site Name: Martin State Airport
Project No.: 112IC03292

[] Stream
[] Spring
[] Pond
[] Lake
[X] Other: Frog Mortar Creek - Surface Water
[] QA Sample Type:

Sample ID No.: MSA-SW40C-S-08160
Sample Location: SW-40C-S
Sampled By: RS / WN
C.O.C. No.: 009632

Type of Sample: Tide
[] Low
[X] High

SAMPLING DATA:

	Color (Visual)	pH (S.U.)	S.C. (mS/cm)	Temp. (°C)	Turbidity (NTU)	DO (mg/l)	Salinity ~~(%)~~ ppt	~~Other~~ TDS
Date: 8/16/11								
Time: 1140								
Depth: 5 FT	green brown	7.60	4.25	25.68	11.2	5.94	2.3	2.72 g/L
Method: Hanna								

SAMPLE COLLECTION INFORMATION:

Analysis	Preservative	Container Requirements	Collected
VOCs	HCl	3 - 40 ml VOA	✓

OBSERVATIONS / NOTES:

5 FT Below surface

MAP:

Circle if Applicable:

MS/MSD	Duplicate ID No.:
—	—

Signature(s):

Tetra Tech NUS, Inc.

SURFACE WATER SAMPLE LOG SHEET

Project Site Name: Martin State Airport
Project No.: 112IC03292

[] Stream
[] Spring
[] Pond
[] Lake
[X] Other: Frog Mortar Creek Surface Water
[] QA Sample Type:

Sample ID No.: MSA-SW41A-1-D0[illegible]11
Sample Location: SW41-A
Sampled By: RS/WN
C.O.C. No.: 009630

Type of Sample: Tide
[] Low
[X] High

SAMPLING DATA:

	Color (Visual)	pH (S.U.)	S.C. (mS/cm)	Temp. (°C)	Turbidity (NTU)	DO (mg/l)	Salinity (%)	Other
Date: 8/16/11								
Time: 1605								
Depth: 1 ft								
Method: Horiba	gn-bn	7.57	4.17	25.36	9.14	6.90	2.2	TDS 2.67 g/L

SAMPLE COLLECTION INFORMATION:

Analysis	Preservative	Container Requirements	Collected
VOCs	HCl	3 - 40 ml VOA	✓

OBSERVATIONS / NOTES:

MAP:

Circle if Applicable:

MS/MSD

Duplicate ID No.:

Signature(s):

Tetra Tech NUS, Inc.

SURFACE WATER SAMPLE LOG SHEET

Project Site Name: Martin State Airport
Project No.: 112IC03292

[] Stream
[] Spring
[] Pond
[] Lake
[X] Other: Frog Mortar Creek - Surface Water
[] QA Sample Type:

Sample ID No.: MSA-SW41B-1-081611
Sample Location: SW41-B
Sampled By: RS / WN
C.O.C. No.: 009630

Type of Sample: Tide
[] Low
[X] High

SAMPLING DATA:

	Color (Visual)	pH (S.U.)	S.C. (mS/cm)	Temp. (°C)	Turbidity (NTU)	DO (mg/l)	Salinity (%)	Other TDS
Date: 8/16/11								
Time: 1615								
Depth: 1 ft								
Method: Horiba	Cin-Brn	7.5	4.26	25.32	10.52	6.44	2.3	2.72 g/L

SAMPLE COLLECTION INFORMATION:

Analysis	Preservative	Container Requirements	Collected
VOCs	HCl	3 - 40 ml vial	✓

OBSERVATIONS / NOTES:

MAP:

Circle if Applicable:

MS/MSD — Duplicate ID No.:

Signature(s):

Tetra Tech NUS, Inc.

SURFACE WATER SAMPLE LOG SHEET

Project Site Name: Martin State Airport
Project No.: 112IC03292

[] Stream
[] Spring
[] Pond
[] Lake
[X] Other: Frog Mortar Creek Surface Water
[] QA Sample Type:

Sample ID No.: MSA-SW41B-2-1-081611
Sample Location: SW41-B
Sampled By: RS / WN
C.O.C. No.: 009630

Type of Sample: Tidal
[] Low
[X] High

SAMPLING DATA:

	Color (Visual)	pH (S.U.)	S.C. (mS/cm)	Temp. (°C)	Turbidity (NTU)	DO (mg/l)	Salinity (%)	Other TDS
Date: 8/16/11								
Time: 1011								
Depth: 2 ft								
Method: Hand	Grn-Brn	7.48	4.27	25.31	12.9	5.74	2.3	2.73 g/L

SAMPLE COLLECTION INFORMATION:

Analysis	Preservative	Container Requirements	Collected
VOCs	HCl	3 - 40 ml VOA	✓

OBSERVATIONS / NOTES:

MAP:

Circle if Applicable:

MS/MSD	Duplicate ID No.:
—	—

Signature(s):

Tetra Tech NUS, Inc.

SURFACE WATER SAMPLE LOG SHEET

Project Site Name: Martin State Airport
Project No.: 112IC03292

[] Stream
[] Spring
[] Pond
[] Lake
[X] Other: Frog Mortar Creek - Surface Water
[] QA Sample Type:

Sample ID No.: MSA-SW41C-1-08166
Sample Location: SW41-C
Sampled By: RS/WN
C.O.C. No.: 009631

Type of Sample: / Tide
[] Low
[X] High

SAMPLING DATA:

	Color (Visual)	pH (S.U.)	S.C. (mS/cm)	Temp. (°C)	Turbidity (NTU)	DO (mg/l)	Salinity (%)	Other TDS
Date: 8/16/11								
Time: 1030								
Depth: /								
Method: Horiba	GRN-BRN	7.48	4.32	25.31	10.38	7.48	2.3	2.77 g/L

SAMPLE COLLECTION INFORMATION:

Analysis	Preservative	Container Requirements	Collected
VOCs	HCl	3 - 40 ml VOA	✓

OBSERVATIONS / NOTES:

MAP:

Circle if Applicable:

MS/MSD

Duplicate ID No.:

Signature(s):

Tetra Tech NUS, Inc.

SURFACE WATER SAMPLE LOG SHEET

Project Site Name: Martin State Airport
Project No.: 112IC03292

[] Stream
[] Spring
[] Pond
[] Lake
[X] Other: Frog Mortar Creek - Surface Water
[] QA Sample Type:

Sample ID No.: MSA-SW41C-2.5-081611
Sample Location: SW41-C
Sampled By: RS / WN
C.O.C. No.: 009631

Type of Sample: / Tide
[] Low
[X] High

SAMPLING DATA:

	Color (Visual)	pH (S.U.)	S.C. (mS/cm)	Temp. (°C)	Turbidity (NTU)	DO (mg/l)	Salinity (%)	Other TDS
Date: 8/16/11								
Time: 1026								
Depth: 2.5								
Method: Horiba	Grn-Brn	7.47	4.34	25.31	11.4	8.48	2.3	2.78 g/L

SAMPLE COLLECTION INFORMATION:

Analysis	Preservative	Container Requirements	Collected
VOCs	HCl	3 - 40 ml VOA	✓

OBSERVATIONS / NOTES:

MAP:

Circle if Applicable:

MS/MSD	Duplicate ID No.:
—	—

Signature(s):

Tetra Tech NUS, Inc.

SURFACE WATER SAMPLE LOG SHEET

Project Site Name: Martin State Airport
Project No.: 112IC03292

[] Stream
[] Spring
[] Pond
[] Lake
[X] Other: FROG MORTAR CREEK - SURFACE WATER
[] QA Sample Type:

Sample ID No.: MSA-SW41C-41-081611
Sample Location: SW-41 C
Sampled By: RS / DON
C.O.C. No.: 009631

Type of Sample: Tide
[] Low
[X] High

SAMPLING DATA:

	Color (Visual)	pH (S.U.)	S.C. (mS/cm)	Temp. (°C)	Turbidity (NTU)	DO (mg/l)	Salinity (%)	Other TDS
Date: 8/16/11								
Time: 1022								
Depth: 4								
Method: Manual	Cloudy	7.46	4.35	25.31	12.1	8.77	2.3	2.78 g/L

SAMPLE COLLECTION INFORMATION:

Analysis	Preservative	Container Requirements	Collected
VOCs	HCl	3 - 40 ml VOA	✓

OBSERVATIONS / NOTES:

MAP:

Circle if Applicable:

MS/MSD

Duplicate ID No.:

Signature(s):

Tetra Tech NUS, Inc.

SURFACE WATER SAMPLE LOG SHEET

Project Site Name: Martin State Airport
Project No.: 112IC03292

[] Stream
[] Spring
[] Pond
[] Lake
[X] Other: Frog Mortar Creek - Surface Water
[] QA Sample Type:

Sample ID No.: MSA-SW42A-1-0816 11
Sample Location: SW42-A-1
Sampled By: RS / WW
C.O.C. No.: 009632

Type of Sample: Tide
[] Low
[X] High

SAMPLING DATA:

	Color (Visual)	pH (S.U.)	S.C. (mS/cm)	Temp. (°C)	Turbidity (NTU)	DO (mg/l)	Salinity ~~(%)~~ ppt	~~Other~~ TDS g/L
Date: 8/16/11								
Time: 1152								
Depth: 2 FT								
Method: Bailer	green brown	7.67	4.11	26.12	11.9	7.07	2.2	2.63

SAMPLE COLLECTION INFORMATION:

Analysis	Preservative	Container Requirements	Collected
VOCs	HCl	3 - 40 ml VOA	✓

OBSERVATIONS / NOTES:

1 FT below surface

MAP:

Circle if Applicable:

MS/MSD

Duplicate ID No.:

Signature(s):

Tetra Tech NUS, Inc.

SURFACE WATER SAMPLE LOG SHEET

Project Site Name: Martin State Airport
Project No.: 112IC03292

[] Stream
[] Spring
[] Pond
[] Lake
[X] Other: Frog Mortar Creek - Surface Water
[] QA Sample Type:

Sample ID No.: MSA-SW42B-1-0816
Sample Location: SW42-B-1
Sampled By: RS / VN
C.O.C. No.: 009632

Type of Sample: / Tide
[] Low
[X] High

SAMPLING DATA:

	Color (Visual)	pH (S.U.)	S.C. (mS/cm)	Temp. (°C)	Turbidity (NTU)	DO (mg/l)	Salinity ~~(%)~~ ppt	~~Other~~ TDS g/L
Date: 8/16/11								
Time: 1200								
Depth: 1								
Method: Horiba	green brown	7.65	4.18	26.02	10.27	6.75	2.2	2.67

SAMPLE COLLECTION INFORMATION:

Analysis	Preservative	Container Requirements	Collected
VOCs	HCl	3 - 40 ml VOA	✓

OBSERVATIONS / NOTES:

1 Ft below surface

MAP:

Circle if Applicable:

MS/MSD	Duplicate ID No.:
—	—

Signature(s):

Tetra Tech NUS, Inc.

SURFACE WATER SAMPLE LOG SHEET

Project Site Name: Martin State Airport
Project No.: 112IC03292

Sample ID No.: MSA-SW42B-3-081611
Sample Location: SW42-B-3
Sampled By: RS / WN
C.O.C. No.: 009632

[] Stream
[] Spring
[] Pond
[] Lake
[X] Other: Frog Mortar Creek - Surface Water
[] QA Sample Type:

Type of Sample: Tide
[] Low
[X] High

SAMPLING DATA:

	Color (Visual)	pH (S.U.)	S.C. (mS/cm)	Temp. (°C)	Turbidity (NTU)	DO (mg/l)	Salinity ~~(%)~~ ppt	~~Other~~ TDS
Date: 8/16/11								
Time: 1157								
Depth: 3 ~~5~~ FT	green brown	7.63	4.20	25.84	22.9	6.48	2.2	2.69
Method: Hosing								

SAMPLE COLLECTION INFORMATION:

Analysis	Preservative	Container Requirements	Collected
VOCs	HCl	3 - 40 ml VOA	✓

OBSERVATIONS / NOTES:

3 FT below surface

MAP:

Circle if Applicable:

MS/MSD

Duplicate ID No.:

Signature(s):

Tetra Tech NUS, Inc.

SURFACE WATER SAMPLE LOG SHEET

Project Site Name: Martin State Airport
Project No.: 112IC03292

[] Stream
[] Spring
[] Pond
[] Lake
[X] Other: From Mortar Creek - Surface Water
[] QA Sample Type:

Sample ID No.: MSA-SW42C-1-08161
Sample Location: SW42-C-1
Sampled By: RS / WN
C.O.C. No.: 009632

Type of Sample: Tide
[] Low
[X] High

SAMPLING DATA:

	Color (Visual)	pH (S.U.)	S.C. (mS/cm)	Temp. (°C)	Turbidity (NTU)	DO (mg/l)	Salinity ~~(%)~~ ppt	~~Other~~ TDS g/L
Date: 8/16/11								
Time: 1211								
Depth: 1								
Method: Horiba	green brown	7.65	4.20	25.83	13.7	6.46	2.2	2.69

SAMPLE COLLECTION INFORMATION:

Analysis	Preservative	Container Requirements	Collected
VOCs	HCl	3 - 40 ml VOA	✓

OBSERVATIONS / NOTES:

MAP:

Circle if Applicable:

MS/MSD

Duplicate ID No.:

Signature(s):

Tetra Tech NUS, Inc.

SURFACE WATER SAMPLE LOG SHEET

Project Site Name: Martin State Airport
Project No.: 112IC03292

[] Stream
[] Spring
[] Pond
[] Lake
[X] Other: Frog Mortar Creek - Surface Water
[] QA Sample Type:

Sample ID No.: MSA-SW42C-3-081611
Sample Location: SW42-C-3
Sampled By: RS / WN
C.O.C. No.: 009632

Type of Sample: Tide
[] Low
[X] High

SAMPLING DATA:

	Color (Visual)	pH (S.U.)	S.C. (mS/cm)	Temp. (°C)	Turbidity (NTU)	DO (mg/l)	Salinity ~~(%)~~ ppt	~~Other~~ TDS g/L
Date: 8/16/11								
Time: 1208								
Depth:								
Method: Horiba	green brown	7.64	4.20	25.79	9.54	6.22	2.2	2.69

SAMPLE COLLECTION INFORMATION:

Analysis	Preservative	Container Requirements	Collected
VOCs	HCl	3 - 40 ml VOA	✓

OBSERVATIONS / NOTES:

MAP:

Circle if Applicable:

MS/MSD —

Duplicate ID No.: —

Signature(s):

Tetra Tech NUS, Inc.

SURFACE WATER SAMPLE LOG SHEET

Project Site Name: Martin State Airport
Project No.: 112IC03292

[] Stream
[] Spring
[] Pond
[] Lake
[X] Other: FROG MORTAR CREEK - SURFACE WATER
[] QA Sample Type:

Sample ID No.: MSA-SW42C-5-081611
Sample Location: SW42-C-5
Sampled By: RS / VN
C.O.C. No.: 009632

Type of Sample: / Tide
[] Low
[X] High

SAMPLING DATA:

	Color (Visual)	pH (S.U.)	S.C. (mS/cm)	Temp. (°C)	Turbidity (NTU)	DO (mg/l)	Salinity ~~(%)~~ ppt	~~Other~~ TDS g/L
Date: 8/16/11								
Time: 1205								
Depth: 6 FT								
Method: Hanna	green brown	7.65	4.19	25.74	11.4	6.12	2.2	2.68

SAMPLE COLLECTION INFORMATION:

Analysis	Preservative	Container Requirements	Collected
VOCs	HCl	3 - 40 ml VOA	✓

OBSERVATIONS / NOTES:

MAP:

Circle if Applicable:

MS/MSD — Duplicate ID No.:

Signature(s):

Tetra Tech NUS, Inc.

SURFACE WATER SAMPLE LOG SHEET

Project Site Name: Martin State Airport
Project No.: 112FC03292

[] Stream
[] Spring
[] Pond
[] Lake
[X] Other: Frog Mortar Creek - Surface Water
[] QA Sample Type:

Sample ID No.: MSA-SW43A-1-081611
Sample Location: SW 43-A
Sampled By: RS / NN
C.O.C. No.: 009630

Type of Sample: / Tide
[] Low
[X] High

SAMPLING DATA:

	Color (Visual)	pH (S.U.)	S.C. (mS/cm)	Temp. (°C)	Turbidity (NTU)	DO (mg/l)	Salinity ~~ppt (%)~~	~~Other~~ TDS g/L
Date: 8/16/11								
Time: 847								
Depth: 1.0								
Method: Horiba	grn-brn	6.91	4.37	25.26	10.32 ~~33.6~~	6.81	2.3	2.8

SAMPLE COLLECTION INFORMATION:

Analysis	Preservative	Container Requirements	Collected
VOCs	HCl	3-40 ml VOA	✓

OBSERVATIONS / NOTES:

1 foot below surface

MAP:

Circle if Applicable:

MS/MSD —

Duplicate ID No.: —

Signature(s):

Tetra Tech NUS, Inc.

SURFACE WATER SAMPLE LOG SHEET

Project Site Name: Martin State Airport
Project No.: 112IC03292

Sample ID No.: MSA-SW43B-1-08161
Sample Location: SW-43-B
Sampled By: RS/WN
C.O.C. No.: 009630

[] Stream
[] Spring
[] Pond
[] Lake
[X] Other: Frog Mortar Creek - Surface Water
[] QA Sample Type:

Type of Sample: Tide
[] Low
[X] High

SAMPLING DATA:

	Color (Visual)	pH (S.U.)	S.C. (mS/cm)	Temp. (°C)	Turbidity (NTU)	DO (mg/l)	Salinity ~~ppt(%)~~	Other TDS
Date: 8/16/11								
Time: 901								
Depth: 1 foot								
Method: Horiba		7.31	4.42	25.31	11.3	5.81	2.83	2.83

SAMPLE COLLECTION INFORMATION:

Analysis	Preservative	Container Requirements	Collected
VOCs	HCl	3 - 40 ml VOA	✓

OBSERVATIONS / NOTES:

1 foot sample below surface

MAP:

Circle if Applicable:

MS/MSD —

Duplicate ID No.: —

Signature(s):

Tetra Tech NUS, Inc.

SURFACE WATER SAMPLE LOG SHEET

Project Site Name: Martin State Airport
Project No.: 112EC03292

[] Stream
[] Spring
[] Pond
[] Lake
[X] Other: Frog Mortar Creek - Surface Water
[] QA Sample Type:

Sample ID No.: MSA-SW43B-2-00[illegible]
Sample Location: SW-43-B
Sampled By: RS/WW
C.O.C. No.: 009630

Type of Sample: Tide
[] Low
[X] High

SAMPLING DATA:

	Color (Visual)	pH (S.U.)	S.C. (mS/cm)	Temp. (°C)	Turbidity (NTU)	DO (mg/l)	Salinity ~~(ppt)~~	~~Other~~ TDS
Date: 8/16/11								
Time: 859								
Depth: 3 ft								
Method: Horiba	gray-brn	7.12	4.47	25.23	10.91	4.12	2.4	2.86

SAMPLE COLLECTION INFORMATION:

Analysis	Preservative	Container Requirements	Collected
VOCs	HCl	3 - 40 ml VOA	✓

OBSERVATIONS / NOTES:

2 foot depth below surface

MAP:

Circle if Applicable:

MS/MSD — Duplicate ID No.: —

Signature(s):

Tetra Tech NUS, Inc.

SURFACE WATER SAMPLE LOG SHEET

Project Site Name: Martin State Airport
Project No.: 112IC03292

[] Stream
[] Spring
[] Pond
[] Lake
[X] Other: Frog Mortar Creek - Surface Water
[] QA Sample Type:

Sample ID No.: MSA-SW43C-1-08161
Sample Location: SW43C
Sampled By: RS / WW
C.O.C. No.: 009630

Type of Sample: Tide
[] Low
[X] High

SAMPLING DATA:

	Color (Visual)	pH (S.U.)	S.C. (mS/cm)	Temp. (°C)	Turbidity (NTU)	DO (mg/l)	Salinity ppt ~~(%)~~	~~Other~~ TDS
Date: 8/16/11								
Time: 0910								
Depth: 1								
Method: Horiba	grn	7.43	4.52	25.34	9.48	6.00	2.4	2.89

SAMPLE COLLECTION INFORMATION:

Analysis	Preservative	Container Requirements	Collected
VOCs	HCl	3 - 40 ml VOA	✓

OBSERVATIONS / NOTES:

1 foot below surface

MAP:

Circle if Applicable:

MS/MSD

Duplicate ID No.:

Signature(s):

Tetra Tech NUS, Inc.

SURFACE WATER SAMPLE LOG SHEET

Project Site Name: Martin State Airport
Project No.: 112IC03292

[] Stream
[] Spring
[] Pond
[] Lake
[X] Other: Frog Mortar Creek - Surface Water
[] QA Sample Type:

Sample ID No.: MSA-SW43C-3-081611
Sample Location: SW43-C
Sampled By: BC / WN
C.O.C. No.: 008630

Type of Sample: Tide
[] Low
[X] High

SAMPLING DATA:

	Color (Visual)	pH (S.U.)	S.C. (mS/cm)	Temp. (°C)	Turbidity (NTU)	DO (mg/l)	Salinity ppt ~~(%)~~	~~Other~~ TDS
Date: 8/16/11								
Time: 9:44am 920								
Depth: 3 ft								
Method: Horiba	gray-brn	7.39	455	25.33	10.89	5.31	2.4	2.91

SAMPLE COLLECTION INFORMATION:

Analysis	Preservative	Container Requirements	Collected
VOCs	HCl	3 - 40 ml VOA	✓

OBSERVATIONS / NOTES:

3 feet below surface

MAP:

Circle if Applicable:

MS/MSD

Duplicate ID No.:

Signature(s):

Tetra Tech NUS, Inc.

SURFACE WATER SAMPLE LOG SHEET

Project Site Name: Martin State Airport
Project No.: 112IC03292

Sample ID No. MSA-SW43C-S-08161
Sample Location: SW-43-C
Sampled By: BS / WW
C.O.C. No.: 009630

[] Stream
[] Spring
[] Pond
[] Lake
[X] Other: Frog Mortar Creek - Surface Water
[] QA Sample Type:

Type of Sample: / Tide
[] Low
[X] High

SAMPLING DATA:

	Color (Visual)	pH (S.U.)	S.C. (mS/cm)	Temp. (°C)	Turbidity (NTU)	DO (mg/l)	Salinity ~~ppt (%)~~	Other TDS
Date: 8/16/11								
Time: 912								
Depth: 5								
Method: Horiba		7.36	4.53	25.31	11.2	10.65	2.4	2.9

SAMPLE COLLECTION INFORMATION:

Analysis	Preservative	Container Requirements	Collected
VOCs	HCl	3 - 40 ml VOA	✓

OBSERVATIONS / NOTES:

5 feet below surface

MAP:

Circle if Applicable:

MS/MSD ✓

Duplicate ID No.:

Signature(s):

Tetra Tech NUS, Inc.

SURFACE WATER SAMPLE LOG SHEET

Project Site Name: MARTIN STATE AIRPORT
Project No.: 112IC03292

[] Stream
[] Spring
[] Pond
[] Lake
[X] Other: FROG MORTAR CREEK - SURFACE WATER
[] QA Sample Type:

Sample ID No.: MSA-SW38A -1
Sample Location:
Sampled By: RS/WN
C.O.C. No.:

Type of Sample: Tide
[X] Low
[] High

SAMPLING DATA:

	Color (Visual)	pH (S.U.)	S.C. (mS/cm)	Temp. (°C)	Turbidity (NTU)	DO (mg/l)	Salinity ~~(%)~~ ppt	~~Other~~ TDS g/L
Date: 8/16								
Time: 1307								
Depth: 1FT	green brown	8.13	4.13	27.15	10.73	8.42	2.2	2.64
Method: HORIBA								

SAMPLE COLLECTION INFORMATION:

Analysis	Preservative	Container Requirements	Collected
VOCS	HCl	3 - 40ml VOA	✓

OBSERVATIONS / NOTES:

~.5 FT Below surface

MAP:

Circle if Applicable:

MS/MSD	Duplicate ID No.:

Signature(s):

Tetra Tech NUS, Inc.

SURFACE WATER SAMPLE LOG SHEET

Project Site Name: MARTIN STATE AIRPORT
Project No.: 112FC03292

Sample ID No.: MSA-SW38B-1
Sample Location:
Sampled By: RS/WN
C.O.C. No.:

[] Stream
[] Spring
[] Pond
[] Lake
[X] Other: FROG MORTAR CREEK - SURFACE WATER
[] QA Sample Type:

Type of Sample: Tide
[X] Low
[] High

SAMPLING DATA:

	Color (Visual)	pH (S.U.)	S.C. (mS/cm)	Temp. (°C)	Turbidity (NTU)	DO (mg/l)	Salinity ~~(%)~~ PPT	~~Other~~ TDS g/L
Date: 8/16								
Time: 1514								
Depth:								
Method: HORIBA	green brown	8.04	4.16	26.78	16.7	8.04	2.2	~~T.R.~~ 2.66

SAMPLE COLLECTION INFORMATION:

Analysis	Preservative	Container Requirements	Collected
VOCs	HCl	3-40ml VOA	✓

OBSERVATIONS / NOTES:

1 FT Below surface

MAP:

Circle if Applicable:

MS/MSD	Duplicate ID No.:

Signature(s):

Tetra Tech NUS, Inc.

SURFACE WATER SAMPLE LOG SHEET

Project Site Name: MARTIN STATE AIRPORT
Project No.: 112IC03292

Sample ID No.: MSA-SW38B-3
Sample Location:
Sampled By: RS/WN
C.O.C. No.:

[] Stream
[] Spring
[] Pond
[] Lake
[X] Other: FROG MOTTAR CREEK - SURFACE WATER
[] QA Sample Type:

Type of Sample: Tide
[X] Low
[] High

SAMPLING DATA:

	Color (Visual)	pH (S.U.)	S.C. (mS/cm)	Temp. (°C)	Turbidity (NTU)	DO (mg/l)	Salinity ~~(%)~~ PPT	~~Other~~ TDS g/L
Date: 8/16								
Time: 1511								
Depth: 4 FT								
Method: HORIBA	green brown	8.06	4.16	26.49	17.6	7.26	2.5	2.66

SAMPLE COLLECTION INFORMATION:

Analysis	Preservative	Container Requirements	Collected
VOCs	HCl	3 - 40ml VOA	✓

OBSERVATIONS / NOTES:

3FT Below surface

MAP:

Circle if Applicable:

MS/MSD	Duplicate ID No.:

Signature(s):

Tetra Tech NUS, Inc.

SURFACE WATER SAMPLE LOG SHEET

Project Site Name: MARTIN STATE AIRPORT
Project No.: 112IC03292

[] Stream
[] Spring
[] Pond
[] Lake
[X] Other: FROG MORTAR CREEK - SURFACE WATER
[] QA Sample Type:

Sample ID No.: MSA-SW38C-1
Sample Location:
Sampled By: RS/WN
C.O.C. No.:

Type of Sample: Tide
[X] Low
[] High

SAMPLING DATA:

	Color (Visual)	pH (S.U.)	S.C. (mS/cm)	Temp. (^{0}C)	Turbidity (NTU)	DO (mg/l)	Salinity ~~(%)~~ ppt	~~Other~~ TDS g/L
Date: 8/16								
Time: 1522								
Depth:	green brown	8.18	4.14	26.94	9.65	8.30	2.2	2.65
Method: HORIBA								

SAMPLE COLLECTION INFORMATION:

Analysis	Preservative	Container Requirements	Collected
VOCs	HCl	3 - 40ml VOA	✓

OBSERVATIONS / NOTES:

1 FT Below surface

MAP:

Circle if Applicable:

MS/MSD	Duplicate ID No.:

Signature(s):

Tetra Tech NUS, Inc.

SURFACE WATER SAMPLE LOG SHEET

Project Site Name: MARTIN STATE AIRPORT
Project No.: 112I C03292

Sample ID No.: MSA-SW38C-2
Sample Location:
Sampled By: RS/WN
C.O.C. No.:

[] Stream
[] Spring
[] Pond
[] Lake
[X] Other: FROG MORTAR CREEK - SURFACE WATER
[] QA Sample Type:

Type of Sample: Tide
[X] Low
[] High

SAMPLING DATA:

	Color (Visual)	pH (S.U.)	S.C. (mS/cm)	Temp. (°C)	Turbidity (NTU)	DO (mg/l)	Salinity ~~(%)~~ ppt	~~Other~~ TDS g/L
Date: 8/16								
Time: 1520								
Depth:								
Method: HORIBA	green brown	8.12	4.14	26.87	10.45	7.98	2.2	2.66

SAMPLE COLLECTION INFORMATION:

Analysis	Preservative	Container Requirements	Collected
VOCs	HCl	3-40 ml VOA	✓

OBSERVATIONS / NOTES:

2 FT Below surface

MAP:

Circle if Applicable:

MS/MSD	Duplicate ID No.:

Signature(s):

Tetra Tech NUS, Inc.

SURFACE WATER SAMPLE LOG SHEET

Project Site Name: MARTIN STATE AIRPORT
Project No.: 112IC03292

Sample ID No.: MSA-SW38C-3
Sample Location:
Sampled By: RS/WN
C.O.C. No.:

[] Stream
[] Spring
[] Pond
[] Lake
[X] Other: FROG MORTAR CREEK - SURFACE WATER
[] QA Sample Type:

Type of Sample: Tide
[X] Low
[] High

SAMPLING DATA:

	Color (Visual)	pH (S.U.)	S.C. (mS/cm)	Temp. (°C)	Turbidity (NTU)	DO (mg/l)	Salinity ~~(%)~~ ppt	~~Other~~ TDS g/L
Date: 8/16								
Time: 1517								
Depth: 4 FT								
Method: HORIBA	green brown	8.16	4.15	26.59	13.9	7.40	2.2	2.66

SAMPLE COLLECTION INFORMATION:

Analysis	Preservative	Container Requirements	Collected
VOCs	HCl	3 - 40ml VOA	✓

OBSERVATIONS / NOTES:

3FT Below surface

MAP:

Circle if Applicable:

MS/MSD	Duplicate ID No.:

Signature(s):

Tetra Tech NUS, Inc.

SURFACE WATER SAMPLE LOG SHEET

Project Site Name: MARTIN STATE AIRPORT
Project No.: 112IC03292

Sample ID No.: MSA-SW40A-1
Sample Location:
Sampled By: RS/WN
C.O.C. No.:

[] Stream
[] Spring
[] Pond
[] Lake
[✓] Other: FROG MOTTAR CREEK - SURFACE WATER
[] QA Sample Type:

Type of Sample: Tide
[✓] Low
[] High

SAMPLING DATA:

	Color (Visual)	pH (S.U.)	S.C. (mS/cm)	Temp. (°C)	Turbidity (NTU)	DO (mg/l)	Salinity ~~(%)~~ PPT	~~Other~~ TDS g/L
Date: 8/16								
Time: 1528								
Depth: 1.0								
Method: HORIBA	green brown	8.09	4.08	27.50	13.7	8.02	2.2	2.62

SAMPLE COLLECTION INFORMATION:

Analysis	Preservative	Container Requirements	Collected
VOCs	HCl	3 - 40ml VOA	✓

OBSERVATIONS / NOTES:

~.5 FT Below surface

MAP:

Circle if Applicable:

MS/MSD	Duplicate ID No.:

Signature(s):

Tetra Tech NUS, Inc.

SURFACE WATER SAMPLE LOG SHEET

Project Site Name: MARTIN STATE AIRPORT
Project No.: 112IC03292

Sample ID No.: MSA-SW40B-1
Sample Location:
Sampled By: RS/WN
C.O.C. No.:

[] Stream
[] Spring
[] Pond
[] Lake
[✓] Other: FROG MORTAR CREEK SURFACE WATER
[] QA Sample Type:

Type of Sample: Tide
[✓] Low
[] High

SAMPLING DATA:

	Color (Visual)	pH (S.U.)	S.C. (mS/cm)	Temp. (°C)	Turbidity (NTU)	DO (mg/l)	Salinity ~~(%)~~ ppt	~~Other~~ TDS g/L
Date: 8/16								
Time: 1533								
Depth:								
Method: HORIBA	green brown	8.04	4.18	26.79	9.65	7.09	2.2	2.68

SAMPLE COLLECTION INFORMATION:

Analysis	Preservative	Container Requirements	Collected
VOC	HCl	3-40ml VOA	✓

OBSERVATIONS / NOTES:

1 FT Below surface

MAP:

Circle if Applicable:

MS/MSD	Duplicate ID No.:

Signature(s):

Tetra Tech NUS, Inc.

SURFACE WATER SAMPLE LOG SHEET

Project Site Name: MARTIN STATE AIRPORT
Project No.: 112FC03292

Sample ID No.: MSA-SW40B-2
Sample Location:
Sampled By: RS/WN
C.O.C. No.:

[] Stream
[] Spring
[] Pond
[] Lake
[X] Other: FROG MORTAR CREEK - SURFACE WATER
[] QA Sample Type:

Type of Sample: Tide
[X] Low
[] High

SAMPLING DATA:

	Color (Visual)	pH (S.U.)	S.C. (mS/cm)	Temp. (°C)	Turbidity (NTU)	DO (mg/l)	Salinity ~~(%)~~ ppt	~~Other~~ TDS g/L
Date: 8/16								
Time: 1532								
Depth: 3 FT	green brown	8.08	4.15	26.72	18.1	7.60	2.2	2.65
Method: HORIBA								

SAMPLE COLLECTION INFORMATION:

Analysis	Preservative	Container Requirements	Collected
VOCs	HCl	3-40ml VOA	✓

OBSERVATIONS / NOTES:

2 FT Below surface

MAP:

Circle if Applicable:

MS/MSD	Duplicate ID No.:

Signature(s):

Tetra Tech NUS, Inc.

SURFACE WATER SAMPLE LOG SHEET

Project Site Name: MARTIN STATE AIRPORT
Project No.: 112IC03292

Sample ID No.: MSA-SW40C-1
Sample Location:
Sampled By: RS/WN
C.O.C. No.:

[] Stream
[] Spring
[] Pond
[] Lake
[X] Other: FROG MORTAR CREEK - SURFACE WATER
[] QA Sample Type:

Type of Sample: Tide
[X] Low
[] High

SAMPLING DATA:

	Color (Visual)	pH (S.U.)	S.C. (mS/cm)	Temp. (°C)	Turbidity (NTU)	DO (mg/l)	Salinity ~~(%)~~ PPT	~~Other~~ TDS g/L
Date: 8/16								
Time: 1544								
Depth:								
Method: HORIBA	green brown	8.11	4.19	26.71	8.89	7.90	2.2	268

SAMPLE COLLECTION INFORMATION:

Analysis	Preservative	Container Requirements	Collected
VOCs	HCl	3-40ml VOA	✓

OBSERVATIONS / NOTES:

1 FT Below surface

MAP:

Circle if Applicable:

MS/MSD	Duplicate ID No.:

Signature(s):

Tetra Tech NUS, Inc.

SURFACE WATER SAMPLE LOG SHEET

Project Site Name: MARTIN STATE AIRPORT
Project No.: 112IC03292

[] Stream
[] Spring
[] Pond
[] Lake
[X] Other: FROG MORTAR CREEK - SURFACE WATER
[] QA Sample Type:

Sample ID No.: MSA-SW40C-2
Sample Location:
Sampled By: RS/WN
C.O.C. No.:

Type of Sample: Tide
[X] Low
[] High

SAMPLING DATA:

	Color (Visual)	pH (S.U.)	S.C. (mS/cm)	Temp. (°C)	Turbidity (NTU)	DO (mg/l)	Salinity ~~(%)~~ ppt	~~Other~~ TDS g/L
Date: 8/16								
Time: 1542								
Depth:								
Method: HORIBA	green brown	8.08	4.20	26.62	10.63	7.63	2.2	2.69

SAMPLE COLLECTION INFORMATION:

Analysis	Preservative	Container Requirements	Collected
VOCs	HCl	3- 40ml VOA	✓

OBSERVATIONS / NOTES:

2 FT Below surface

MAP:

Circle if Applicable:

MS/MSD	Duplicate ID No.:

Signature(s):

Tetra Tech NUS, Inc.

SURFACE WATER SAMPLE LOG SHEET

Project Site Name: MARTIN STATE AIRPORT
Project No.: 112FC03292

Sample ID No.: MSA-SW40C-4
Sample Location:
Sampled By: RS/WN
C.O.C. No.:

[] Stream
[] Spring
[] Pond
[] Lake
[✓] Other: FROG MORTAR CREEK-SURFACE WATER
[] QA Sample Type:

Type of Sample: Tide
[✓] Low
[] High

SAMPLING DATA:

	Color (Visual)	pH (S.U.)	S.C. (mS/cm)	Temp. (°C)	Turbidity (NTU)	DO (mg/l)	Salinity ~~(%)~~ ppt	Other TDS g/L
Date: 8/16								
Time: 1538								
Depth: 5 FT	green brown	8.08	4.19	26.57	9.33	7.54	2.2	2.68
Method: HORIBA								

SAMPLE COLLECTION INFORMATION:

Analysis	Preservative	Container Requirements	Collected
VOCs	HCl	3-40ml VOA	✓

OBSERVATIONS / NOTES:

4FT Below surface

MAP:

Circle if Applicable:

MS/MSD	Duplicate ID No.:

Signature(s):

Tetra Tech NUS, Inc.

SURFACE WATER SAMPLE LOG SHEET

Project Site Name: MARTIN STATE AIRPORT
Project No.: 112IC03292

Sample ID No.: MSA-SW41A-1
Sample Location:
Sampled By: RS/WN
C.O.C. No.:

[] Stream
[] Spring
[] Pond
[] Lake
[✓] Other: FROG MORTAR CREEK - SURFACE WATER
[] QA Sample Type:

Type of Sample: Tide
[✓] Low
[] High

SAMPLING DATA:

	Color (Visual)	pH (S.U.)	S.C. (mS/cm)	Temp. (°C)	Turbidity (NTU)	DO (mg/l)	Salinity ~~(%)~~ ppt	~~Other~~ TDS g/L
Date: 8/16								
Time: 1745								
Depth: 1 FT	green brown	8.08	4.17	26.78	9.59	7.90	2.2	2.67
Method: HORIBA								

SAMPLE COLLECTION INFORMATION:

Analysis	Preservative	Container Requirements	Collected
VOCs	HCl	3 - 40ml VOA	✓

OBSERVATIONS / NOTES:

.5 FT BELOW SURFACE

MAP:

Circle if Applicable:

MS/MSD	Duplicate ID No.:

Signature(s):

Tetra Tech NUS, Inc.

SURFACE WATER SAMPLE LOG SHEET

Project Site Name: MARTIN STATE AIRPORT
Project No.: 112IC03292

Sample ID No.: MSA-SW41B-1
Sample Location:
Sampled By: RS/WN
C.O.C. No.:

[] Stream
[] Spring
[] Pond
[] Lake
[✓] Other: FROG MORTAR CREEK - SURFACE WATER
[] QA Sample Type:

Type of Sample: Tidal
[✓] Low
[] High

SAMPLING DATA:

	Color (Visual)	pH (S.U.)	S.C. (mS/cm)	Temp. (°C)	Turbidity (NTU)	DO (mg/l)	Salinity ~~(%)~~ ppt	~~Other~~ TDS g/L
Date: 8/16								
Time: 1453								
Depth:								
Method: HORIBA	green brown	8.04	4.20	26.64	9.54	7.99	2.2	2.69

SAMPLE COLLECTION INFORMATION:

Analysis	Preservative	Container Requirements	Collected
VOCs	HCl	3-40ml VOA	✓

OBSERVATIONS / NOTES:

1 FT BELOW SURFACE

MAP:

Circle if Applicable:

MS/MSD	Duplicate ID No.:

Signature(s):

Tetra Tech NUS, Inc.

SURFACE WATER SAMPLE LOG SHEET

Project Site Name: MARTIN STATE AIRPORT
Project No.: 112IC03292

Sample ID No.: MSA-SW41B-3
Sample Location:
Sampled By: RS/WN
C.O.C. No.:

[] Stream
[] Spring
[] Pond
[] Lake
[X] Other: FROG MORTAR CREEK - SURFACE WATER
[] QA Sample Type:

Type of Sample: / Tide
[X] Low
[] High

SAMPLING DATA:

	Color (Visual)	pH (S.U.)	S.C. (mS/cm)	Temp. (°C)	Turbidity (NTU)	DO (mg/l)	Salinity ~~(%)~~ ppt	~~Other~~ TDS g/L
Date: 8/16								
Time: 1450								
Depth: 3.5FT	green brown	8.07	4.19	26.49	20.1	7.35	2.2	2.68
Method: HORIBA								

SAMPLE COLLECTION INFORMATION:

Analysis	Preservative	Container Requirements	Collected
VOCs	HCl	3- 40ml VOA	✓

OBSERVATIONS / NOTES:

~2.5-3' Below surface

MAP:

Circle if Applicable:

MS/MSD	Duplicate ID No.:

Signature(s):

Tetra Tech NUS, Inc.

SURFACE WATER SAMPLE LOG SHEET

Project Site Name: MARTIN STATE AIRPORT
Project No.: 112IC03292

Sample ID No.: MSA-SW41C-1
Sample Location:
Sampled By: RS/WN
C.O.C. No.:

- [ ] Stream
- [ ] Spring
- [ ] Pond
- [ ] Lake
- [x] Other: FROG MORTAR CREEK SURFACE WATER
- [ ] QA Sample Type:

Type of Sample: Tide
- [x] Low
- [ ] High

SAMPLING DATA:

	Color (Visual)	pH (S.U.)	S.C. (mS/cm)	Temp. (°C)	Turbidity (NTU)	DO (mg/l)	Salinity ~~(%)~~ ppt	~~Other~~ TDS g/L
Date: 8/16								
Time: 1503								
Depth:								
Method: HORIBA	green brown	7.95	4.19	26.47	8.56	7.B	2.2	2.68

SAMPLE COLLECTION INFORMATION:

Analysis	Preservative	Container Requirements	Collected
VOCs	HCl	3 - 40ml VOA	✓

OBSERVATIONS / NOTES:

1 FT BELOW SURFACE

MAP:

Circle if Applicable:

MS/MSD	Duplicate ID No.:

Signature(s):

Tetra Tech NUS, Inc.

SURFACE WATER SAMPLE LOG SHEET

Project Site Name: MARTIN STATE AIRPORT
Project No.: 112IC03292

[] Stream
[] Spring
[] Pond
[] Lake
[X] Other: FROG MORTAR CREEK SURFACE WATER
[] QA Sample Type:

Sample ID No.: MSA-SW41C -2
Sample Location:
Sampled By: RS/WN
C.O.C. No.:

Type of Sample: / Tide
[X] Low
[] High

SAMPLING DATA:

	Color (Visual)	pH (S.U.)	S.C. (mS/cm)	Temp. (°C)	Turbidity (NTU)	DO (mg/l)	Salinity ~~(%)~~ ppt	~~Other~~ TDS g/L
Date: 8/16								
Time: 1500								
Depth:								
Method: HORIBA	green brown	7.95	4.19	26.41	8.86	7.15	2.2	2.68

SAMPLE COLLECTION INFORMATION:

Analysis	Preservative	Container Requirements	Collected
VOCs	HCl	3-40ml VOA	✓

OBSERVATIONS / NOTES:

2FT BELOW SURFACE

MAP:

Circle if Applicable:

MS/MSD	Duplicate ID No.:

Signature(s):

Tetra Tech NUS, Inc.

SURFACE WATER SAMPLE LOG SHEET

Project Site Name: MARTIN STATE AIRPORT
Project No.: 112IC03292

Sample ID No.: MSA-SW4K-3
Sample Location:
Sampled By: RS/WN
C.O.C. No.:

[] Stream
[] Spring
[] Pond
[] Lake
[X] Other: FROM MORTAR CREEK - SURFACE WATER
[] QA Sample Type:

Type of Sample: Tide
[X] Low
[] High

SAMPLING DATA:

	Color (Visual)	pH (S.U.)	S.C. (mS/cm)	Temp. (^{0}C)	Turbidity (NTU)	DO (mg/l)	Salinity ~~(%)~~ ppt	~~Other~~ TDS g/L
Date: 8/16								
Time: 1458								
Depth: 4 FT								
Method: HORIBA	green brown	7.98	4.20	26.32	12.2	6.66	2.2	2.69

SAMPLE COLLECTION INFORMATION:

Analysis	Preservative	Container Requirements	Collected
VOCS	HCl	3-40ml VOA	✓

OBSERVATIONS / NOTES:

3 FT Below surface

MAP:

Circle if Applicable:

MS/MSD	Duplicate ID No.:

Signature(s):

Tetra Tech NUS, Inc.

SURFACE WATER SAMPLE LOG SHEET

Project Site Name: MARTIN STATE AIRPORT
Project No.: 112IE03292

Sample ID No.: MSA-SW42A-1
Sample Location:
Sampled By: RS/WN
C.O.C. No.:

[] Stream
[] Spring
[] Pond
[] Lake
[x] Other: FROG MOTOR CREEK - SURFACE WATER
[] QA Sample Type:

Type of Sample: Tide
[x] Low
[] High

SAMPLING DATA:

	Color (Visual)	pH (S.U.)	S.C. (mS/cm)	Temp. (°C)	Turbidity (NTU)	DO (mg/l)	Salinity ~~(%)~~ ppt	~~Other~~ TDS g/L
Date: 8/16	green brown	8.04	4.13	27.37	16.7	7.46	2.2	2.64
Time: 1550								
Depth: 1 FT								
Method: HORIBA								

SAMPLE COLLECTION INFORMATION:

Analysis	Preservative	Container Requirements	Collected
VOCs	HCl	3-40ml VOA	✓

OBSERVATIONS / NOTES:

.5 FT Below surface

MAP:

Circle if Applicable:

MS/MSD

Duplicate ID No.:

Signature(s):

Tetra Tech NUS, Inc.

SURFACE WATER SAMPLE LOG SHEET

Project Site Name: MARTIN STATE AIRPORT
Project No.: 112IC05292

[] Stream
[] Spring
[] Pond
[] Lake
[X] Other: FROG MORTAR CREEK SURFACE WATER
[] QA Sample Type:

Sample ID No.: MSA-SW42B-1
Sample Location:
Sampled By: RS/WN
C.O.C. No.:

Type of Sample: Tide
[X] Low
[] High

SAMPLING DATA:

	Color (Visual)	pH (S.U.)	S.C. (mS/cm)	Temp. (°C)	Turbidity (NTU)	DO (mg/l)	Salinity ~~(%)~~ ppt	Other TDS g/L
Date: 8/16								
Time: 1556								
Depth:								
Method: HORIBA	green brown	8.03	4.16	27.01	11.3	7.69	2.2	2.66

SAMPLE COLLECTION INFORMATION:

Analysis	Preservative	Container Requirements	Collected
VOCs	HCl	3 - 40ml VOA	✓

OBSERVATIONS / NOTES:

1 FT BELOW SURFACE

MAP:

Circle if Applicable:

MS/MSD	Duplicate ID No.:

Signature(s):

Tetra Tech NUS, Inc.

SURFACE WATER SAMPLE LOG SHEET

Project Site Name: MARTIN STATE AIRPORT
Project No.: 412IC03292

Sample ID No.: MSA-SW42B-3
Sample Location:
Sampled By: RS/WN
C.O.C. No.:

[] Stream
[] Spring
[] Pond
[] Lake
[X] Other: FROG MORTAR CREEK SURFACE WATER
[] QA Sample Type:

Type of Sample: / Tide
[X] Low
[] High

SAMPLING DATA:

	Color (Visual)	pH (S.U.)	S.C. (mS/cm)	Temp. (°C)	Turbidity (NTU)	DO (mg/l)	Salinity ~~(%)~~ ppt	~~Other~~ TDS g/L
Date: 8/16								
Time: 1553								
Depth: 4FT	green brown	8.01	4.15	26.94	17.6	7.21	2.2	2.66
Method: HORIBA								

SAMPLE COLLECTION INFORMATION:

Analysis	Preservative	Container Requirements	Collected
VOCS	HCl	3- 40ml VOA	✓

OBSERVATIONS / NOTES:

3FT BELOW SURFACE

MAP:

Circle if Applicable:

MS/MSD	Duplicate ID No.:

Signature(s):

Tetra Tech NUS, Inc.

SURFACE WATER SAMPLE LOG SHEET

Project Site Name: MARTIN STATE AIRPORT
Project No.: 112IC03292

Sample ID No.: MSA-SW42C-3
Sample Location: ~~MSA-SW42C-1~~
Sampled By:
C.O.C. No.: ~~RS/WW~~

[] Stream
[] Spring
[] Pond
[] Lake
[X] Other: FROG MORTAR CREEK SURFACE WATER
[] QA Sample Type:

Type of Sample: Tide
[X] Low
[] High

SAMPLING DATA:

	Color (Visual)	pH (S.U.)	S.C. (mS/cm)	Temp. (°C)	Turbidity (NTU)	DO (mg/l)	Salinity ~~PPT (%)~~	~~Other~~ TDS g/L	
Date: 8/16									
Time: 1602									
Depth:	green	8.06	4.16	26.70	9.83	7.60	2.2	2.66	SW42C-3
Method: HORIBA	brown	8.10	4.17	26.72	8.91	7.82	2.2	2.67	SW42C-1

SAMPLE COLLECTION INFORMATION:

Analysis	Preservative	Container Requirements	Collected
VOCS	HCl	3-40ml VOA	✓

OBSERVATIONS / NOTES:

3 FT Below surface MSA-SW42C-3

1 FT Below surface MSA-SW42C-1

1604 TIME
MSA-SW42C-1

MAP:

Circle if Applicable:

MS/MSD	Duplicate ID No.:

Signature(s):

Tetra Tech NUS, Inc.

SURFACE WATER SAMPLE LOG SHEET

Project Site Name: MARTIN STATE AIRPORT
Project No.: 112IC03292

Sample ID No.: MSA-SW42L-5
Sample Location:
Sampled By: RS/WN
C.O.C. No.:

[] Stream
[] Spring
[] Pond
[] Lake
[X] Other: FROG MORTAR CREEK - SURFACE WATER
[] QA Sample Type:

Type of Sample: / Tide
[X] Low
[] High

SAMPLING DATA:

	Color (Visual)	pH (S.U.)	S.C. (mS/cm)	Temp. (°C)	Turbidity (NTU)	DO (mg/l)	Salinity ~~(%)~~ ppt	~~Other~~ TDS g/L
Date: 8/16								
Time: 1600								
Depth: 6 FT	Green Brown	8.05	4.16	26.67	10.22	7.27	2.2	2.66
Method: HORIBA								

SAMPLE COLLECTION INFORMATION:

Analysis	Preservative	Container Requirements	Collected
VOCs	HCl	3 - 40ml VOA	✓

OBSERVATIONS / NOTES:

5 FT Below surface

MAP:

Circle if Applicable:

MS/MSD	Duplicate ID No.:

Signature(s):

Tetra Tech NUS, Inc.

SURFACE WATER SAMPLE LOG SHEET

Project Site Name: MARTIN STATE AIRPORT
Project No.: 112IC03292

[] Stream
[] Spring
[] Pond
[] Lake
[X] Other: FROG MORTAR CREEK - SURFACE WATER
[] QA Sample Type:

Sample ID No.: MSA-SW43A-1
Sample Location:
Sampled By: RS/WN
C.O.C. No.:

Type of Sample: / Tide
[X] Low
[] High

SAMPLING DATA:

	Color (Visual)	pH (S.U.)	S.C. (mS/cm)	Temp. (°C)	Turbidity (NTU)	DO (mg/l)	Salinity ~~(%)~~ ppt	~~Other~~ TDS g/L
Date: 8/16								
Time: 1420								
Depth: 18 inches	green brown	7.95	4.34	26.76	27.4	8.78	2.3	2.78
Method: HORIBA								

SAMPLE COLLECTION INFORMATION:

Analysis	Preservative	Container Requirements	Collected
VOCs	HCl	3-40 ml VOA	✓

OBSERVATIONS / NOTES:

1 FT BELOW SURFACE

MAP:

Circle if Applicable:

MS/MSD	Duplicate ID No.: MSA-DUP-1-081611

Signature(s):

Tetra Tech NUS, Inc.

SURFACE WATER SAMPLE LOG SHEET

Project Site Name: MARTIN STATE AIRPORT
Project No.: 112IC03292

Sample ID No.: MSA-SW43B -1
Sample Location:
Sampled By: RS/WN
C.O.C. No.:

[] Stream
[] Spring
[] Pond
[] Lake
[X] Other: FROG MORTAR CREEK - SURFACE WATER
[] QA Sample Type:

Type of Sample: Tide
[X] Low
[] High

SAMPLING DATA:

	Color (Visual)	pH (S.U.)	S.C. (mS/cm)	Temp. (°C)	Turbidity (NTU)	DO (mg/l)	Salinity ~~(%)~~ ppt	~~Other~~ TDS g/L
Date: 8/16								
Time: 1430								
Depth:								
Method: HORIBA	green brown	8.08	4.26	26.51	17.6	7.91	2.72	2.73

SAMPLE COLLECTION INFORMATION:

Analysis	Preservative	Container Requirements	Collected
VOCs	HCl	3-40ml VOA	✓

OBSERVATIONS / NOTES:

1 FT BELOW SURFACE

MAP:

Circle if Applicable:

MS/MSD	Duplicate ID No.:

Signature(s):

Tetra Tech NUS, Inc.

SURFACE WATER SAMPLE LOG SHEET

Project Site Name: MARTIN STATE AIRPORT
Project No.: 112IC03292

Sample ID No.: MSA-SW43B-3
Sample Location:
Sampled By: RS/WN
C.O.C. No.:

[] Stream
[] Spring
[] Pond
[] Lake
[✓] Other: FROG MORTAR CREEK - SURFACE WATER
[] QA Sample Type:

Type of Sample: Tide
[✓] Low
[] High

SAMPLING DATA:

	Color (Visual)	pH (S.U.)	S.C. (mS/cm)	Temp. (°C)	Turbidity (NTU)	DO (mg/l)	Salinity ~~(%)~~ ppt	~~Other~~ TDS g/L
Date: 8/16								
Time: 1427								
Depth: 4 FT								
Method: HORIBA	green brown	8.04	4.25	26.35	12.8	7.58	2.2	2.71

SAMPLE COLLECTION INFORMATION:

Analysis	Preservative	Container Requirements	Collected
VOCS	HCl	3-40ml VOA	✓

OBSERVATIONS / NOTES:

3 FT BELOW SURFACE

MAP:

Circle if Applicable:

MS/MSD	Duplicate ID No.:

Signature(s):

Tetra Tech NUS, Inc.

SURFACE WATER SAMPLE LOG SHEET

Project Site Name: MARTIN STATE AIRPORT
Project No.: 112IC03292

[] Stream
[] Spring
[] Pond
[] Lake
[X] Other: FROG MOTTAR CREEK - SURFACE WATER
[] QA Sample Type:

Sample ID No.: MSA-SW43C-1
Sample Location:
Sampled By: RS/WN
C.O.C. No.:

Type of Sample: / Tide
[X] Low
[] High

SAMPLING DATA:

	Color (Visual)	pH (S.U.)	S.C. (mS/cm)	Temp. (°C)	Turbidity (NTU)	DO (mg/l)	Salinity ~~(%)~~ ppt	~~Other~~ TDS g/L
Date: 8/16 Time: 1443								
Depth: Method: HORIBA	green brown	7.96	4.22	26.41	8.89	7.19	2.2	2.70

SAMPLE COLLECTION INFORMATION:

Analysis	Preservative	Container Requirements	Collected
VOCs	HCl	3-40ml VOA	✓

OBSERVATIONS / NOTES:

1 FT BELOW SURFACE

MAP:

Circle if Applicable:

MS/MSD	Duplicate ID No.:

Signature(s):

Tetra Tech NUS, Inc.

SURFACE WATER SAMPLE LOG SHEET

Project Site Name: Martin State Airport
Project No.: 112IC03292

[] Stream
[] Spring
[] Pond
[] Lake
[X] Other: Frog Mortar Creek - Surface Water
[] QA Sample Type:

Sample ID No.: MSA-SW43C-2
Sample Location:
Sampled By: RS/WN
C.O.C. No.:

Type of Sample: Tide
[X] Low
[] High

SAMPLING DATA:

	Color (Visual)	pH (S.U.)	S.C. (mS/cm)	Temp. (°C)	Turbidity (NTU)	DO (mg/l)	Salinity ~~(%)~~ ppt	~~Other~~ TDS g/L
Date: 8/16								
Time: 1440								
Depth:								
Method: HORIBA	green brown	7.94	4.23	26.28	9.42	7.10	2.2	2.7

SAMPLE COLLECTION INFORMATION:

Analysis	Preservative	Container Requirements	Collected
VOCs	HCl	3-40ml VOA	V

OBSERVATIONS / NOTES:

2.5' Below surface

MAP:

Circle if Applicable:

MS/MSD	Duplicate ID No.:

Signature(s):

Tetra Tech NUS, Inc.

SURFACE WATER SAMPLE LOG SHEET

Project Site Name: MARTIN STATE AIRPORT
Project No.: 112IC03292

Sample ID No.: MSA-43C-4 SW
Sample Location:
Sampled By: RS/WN
C.O.C. No.:

[] Stream
[] Spring
[] Pond
[] Lake
[✓] Other: FROG MORTAR CREEK - SURFACE WATER
[] QA Sample Type:

Type of Sample: Tide
[✓] Low
[] High

SAMPLING DATA:

	Color (Visual)	pH (S.U.)	S.C. (mS/cm)	Temp. (°C)	Turbidity (NTU)	DO (mg/l)	Salinity ~~(%)~~ ppt	~~Other~~ TDS g/L
Date: 8/16								
Time: 1436								
Depth: 5 FT	green brown	7.97	4.24	26.21	11.1	6.99	2.2	2.71
Method: HORIBA								

SAMPLE COLLECTION INFORMATION:

Analysis	Preservative	Container Requirements	Collected
VOCS	HCl	3-40ml VOA	V

OBSERVATIONS / NOTES:

4 FT BELOW SURFACE

MAP:

Circle if Applicable:

MS/MSD	Duplicate ID No.:

Signature(s):

Chain of Custody Record

TestAmerica
THE LEADER IN ENVIRONMENTAL TESTING

TestAmerica Laboratory location:
Regulatory program: ☐ DW ☐ NPDES ☐ RCRA ☐ Other

TestAmerica Laboratories, Inc.

Client Contact			
Company Name: Tetra Tech NUS	Client Project Manager: Tony Aparavage	Site Contact: Walt Pryor	Lab Contact: Pat O'Meara
COC No: 009630			
Address: 20251 Century Blvd.	Telephone: (301) 528-3021	Telephone: 301 991-3914	Telephone: 330 497-9396
1 of 7 COCs			
City/State/Zip: Germantown MD	Email:	Analysis Turnaround Time (in BUS days)	Analyses
For lab use only			
Phone: 301 528-3021		TAT if different from below ☐ 3 weeks ☐ 2 weeks ☐ 1 week ☐ 2 days ☐ 1 day	
Walk-in client ☐ Lab pickup ☐ Lab sampling ☐			
Project Name: MSA-FMC Surface water	Method of Shipment/Carrier: Fed Ex		
Job/SDG No:			
Project Number: 112IC03292	Shipping/Tracking No:		
PO #			

Sample Identification	Sample Date	Sample Time	Matrix: Air	Aqueous	Sediment	Solid	Other:	Containers & Preservatives: H2SO4	HNO3	HCl	NaOH	ZnAc/NaOH	Unpres	Other:	Filtered Sample (Y/N)	Composite-C / Grab-G	VOCs (8260B)									Sample Specific Notes / Special Instructions:
TB-081611	8-16-11	—		X						2					N	G	X									
MSA-SW43A-1-081611	↓	0847		X						3					↓	↓	X									
MSA-SW43B-2-081611		0859		X						3							X									
MSA-SW43B-1-081611		0901		X						3							X									
MSA-SW43C-5-081611		0910		X						3							X									
MSA-SW43C-3-081611		0912		X						3							X									
MSA-SW43C-1-081611		0920		X						3							X									
MSA-SW41A-1-081611		1005		X						3							X									
MSA-SW41B-2-081611		1011		X						3							X									
MSA-SW41B-1-081611		1015		X						3							X									

Possible Hazard Identification: ☐ Non-Hazard ☐ Flammable ☐ Skin Irritant ☐ Poison B ☐ Unknown

Sample Disposal (A fee may be assessed if samples are retained longer than 1 month): ☐ Return to Client ☐ Disposal By Lab ☐ Archive For _____ Months

Special Instructions/QC Requirements & Comments:

Relinquished by:	Company:	Date/Time:	Received by:	Company:	Date/Time:
Walt Pryor	TtNUS	8-16-11 / 1800			
Relinquished by:	Company:	Date/Time:	Received by:	Company:	Date/Time:
Relinquished by:	Company:	Date/Time:	Received in Laboratory by:	Company:	Date/Time:

©2008, TestAmerica Laboratories, Inc. All rights reserved.
TestAmerica & Design ™ are trademarks of TestAmerica Laboratories, Inc.

Chain of Custody Record

TestAmerica
THE LEADER IN ENVIRONMENTAL TESTING

TestAmerica Laboratory location: _____

Regulatory program: ☐ DW ☐ NPDES ☐ RCRA ☐ Other _____

TestAmerica Laboratories, Inc.

Client Contact			
Company Name: Tetra Tech NUS	Client Project Manager: Tony Apanavage	Site Contact: Walt Payur	Lab Contact: Pat O'Meara
Address: 20251 Century Blvd.	Telephone: (301) 528-3021	Telephone: 301 991-3914	Telephone: 330 497-9396
City/State/Zip: Germantown MD	Email:		
Phone: (301) 528-3021			
Project Name: MSA-FMC Surface Water	Method of Shipment/Carrier: Fed Ex		
Project Number: 112IC03292	Shipping/Tracking No:		
PO #			

COC No: 009631

2 of 7 COCs

Analysis Turnaround Time (in BUS days)

TAT if different from below _____

☐ 3 weeks
☐ 2 weeks
☐ 1 week
☐ 2 days
☐ 1 day

For lab use only

☐ Walk-in client
☐ Lab pickup
☐ Lab sampling

Job/SDG No:

Sample Identification	Sample Date	Sample Time	Matrix: Air	Aqueous	Sediment	Solid	Other:	Containers & Preservatives: H2SO4	HNO3	HCl	NaOH	ZnAc/NaOH	Unpres	Other:	Filtered Sample (Y / N)	Composite-C / Grab-G	Analyses: VOCs (8260B)										Sample Specific Notes / Special Instructions:
MSA-SW41C-4-081611	8-16-11	1022		X						3					N	G	X										
MSA-SW41C-2.5-081611		1026		X						3							X										
MSA-SW41C-1-081611		1030		X						3							X										
MSA-SW38A-1-081611		1037		X						3							X										
MSA-SW38B-4-081611		1045		X						3							X										
MSA-SW38B-1-081611		1049		X						3							X										
MSA-SW38C-4-081611		1055		X						3							X										
MSA-SW38C-2.5-081611		1101		X						3							X										
MSA-SW38C-1-081611		1104		X						3							X										
MSA-SW40A-1-081611		1125		X						3							X										

Possible Hazard Identification
☐ Non-Hazard ☐ Flammable ☐ Skin Irritant ☐ Poison B ☐ Unknown

Sample Disposal (A fee may be assessed if samples are retained longer than 1 month)
☐ Return to Client ☐ Disposal By Lab ☐ Archive For _____ Months

Special Instructions/QC Requirements & Comments:

Relinquished by:	Company:	Date/Time:	Received by:	Company:	Date/Time:
Walt Payur	TtNUS	8-16-11 / 1800			
Relinquished by:	Company:	Date/Time:	Received by:	Company:	Date/Time:
Relinquished by:	Company:	Date/Time:	Received in Laboratory by:	Company:	Date/Time:

©2008, TestAmerica Laboratories, Inc. All rights reserved.
TestAmerica & Design ™ are trademarks of TestAmerica Laboratories, Inc.

TAL 0018-1 (04/10)

Chain of Custody Record

TestAmerica
THE LEADER IN ENVIRONMENTAL TESTING

TestAmerica Laboratory location: _____
Regulatory program: ☐ DW ☐ NPDES ☐ RCRA ☐ Other _____

TestAmerica Laboratories, Inc.

Client Contact			
Company Name: Tetra Tech NUS	Client Project Manager: Tony Apanavage	Site Contact: Walt Payson	Lab Contact: Pat O'Meara
Address: 20251 Century Blvd	Telephone: (301) 528-3021	Telephone: 301 991-3914	Telephone: 330 497-9396
City/State/Zip: Germantown MD	Email:	Analysis Turnaround Time (in BUS days)	
Phone: 301 528-3021		TAT if different from below _____ ☐ 3 weeks ☐ 2 weeks ☐ 1 week ☐ 2 days ☐ 1 day	
Project Name: MSA - FMC Surface Water	Method of Shipment/Carrier: Fed EX		
Project Number: 112IC03292	Shipping/Tracking No:		
PO #			

COC No: 009632
3 of 7 COCs

For lab use only
☐ Walk-in client
☐ Lab pickup
☐ Lab sampling
Job/SDG No:

Sample Identification	Sample Date	Sample Time	Matrix: Air	Aqueous	Sediment	Solid	Other:	Containers & Preservatives: H2SO4	HNO3	HCl	NaOH	ZnAc/NaOH	Unpres	Other:	Filtered Sample (Y / N)	Composite=C / Grab=G	Analyses: VOC (8260B)	Sample Specific Notes / Special Instructions:
MSA-SW40B-2-081611	8-16-11	1130		X						3					N	G	X	
MSA-SW40B-1-081611		1134		X						3							X	
MSA-SW40C-5-081611		1140		X						3							X	
MSA-SW40C-3-081611		1143		X						3							X	
MSA-SW40C-1-081611		1145		X						3							X	
MSA-SW42A-1-081611		1152		X						3							X	
MSA-SW42B-3-081611		1157		X						3							X	
MSA-SW42B-1-081611		1200		X						3							X	
MSA-SW42C-5-081611		1205		X						3							X	
MSA-SW42C-3-081611		1208		X						3							X	

Possible Hazard Identification
☐ Non-Hazard ☐ Flammable ☐ Skin Irritant ☐ Poison B ☐ Unknown

Sample Disposal (A fee may be assessed if samples are retained longer than 1 month)
☐ Return to Client ☐ Disposal By Lab ☐ Archive For _____ Months

Special Instructions/QC Requirements & Comments:

Relinquished by:	Company:	Date/Time:	Received by:	Company:	Date/Time:
Walt Payson	TtNUS	8-16-11 / 1800			
Relinquished by:	Company:	Date/Time:	Received by:	Company:	Date/Time:
Relinquished by:	Company:	Date/Time:	Received in Laboratory by:	Company:	Date/Time:

TAL 0018- 1 (04/10)

©2008, TestAmerica Laboratories, Inc. All rights reserved.
TestAmerica & Design ™ are trademarks of TestAmerica Laboratories, Inc.

Chain of Custody Record

TestAmerica
THE LEADER IN ENVIRONMENTAL TESTING

TestAmerica Laboratory location:
Regulatory program: ☐ DW ☐ NPDES ☐ RCRA ☐ Other

TestAmerica Laboratories, Inc.

Client Contact			
Company Name: Tetra Tech NUS	Client Project Manager: Tony Apanavage	Site Contact: Walt Payon	Lab Contact: Pat O'meara
Address: 20251 Century Blvd	Telephone: (301) 528-3021	Telephone: 301 991-3914	Telephone: 330 497-9396
City/State/Zip: Germantown MD	Email:	Analysis Turnaround Time (in BUS days)	
Phone: (301) 528-3021		TAT if different from below ☐ 3 weeks ☐ 2 weeks ☐ 1 week ☐ 2 days ☐ 1 day	
Project Name: MSA - FMC - Surface water	Method of Shipment/Carrier: Fed Ex		
Project Number: 11CIC03252	Shipping/Tracking No:		
PO #			

COC No: 009633
4 of 7 COCs

For lab use only
☐ Walk-in client
☐ Lab pickup
☐ Lab sampling
Job/SDG No:

Sample Identification	Sample Date	Sample Time	Matrix: Air	Aqueous	Sediment	Solid	Other:	Containers & Preservatives: H2SO4	HNO3	HCl	NaOH	ZnAc/NaOH	Unpres	Other:	Filtered Sample (Y/N)	Composite-C/Grab-G	Analyses: VOCs (8260B)	Sample Specific Notes / Special Instructions:
MSA-SW42C-1-081611	8-16-11	1211		X						3					N	G	X	
MSA-SW43A-1-081611-LT		1420		X						3							X	
MSA-SW43B-3-081611-LT		1427		X						3							X	
MSA-SW43B-1-081611-LT		1430		X						3							X	
MSA-SW43C-4-081611-LT		1436		X						3							X	
MSA-SW43C-2-081611-LT		1440		X						3							X	
MSA-SW43C-1-081611-LT		1443		X						3							X	
MSA-SW41A-1-081611-LT		1445		X						3							X	
MSA-SW41B-3-081611-LT		1450		X						3							X	
MSA-SW41B-1-081611-LT				X						3							X	

Possible Hazard Identification
☐ Non-Hazard ☐ Flammable ☐ Skin Irritant ☐ Poison B ☐ Unknown

Sample Disposal (A fee may be assessed if samples are retained longer than 1 month)
☐ Return to Client ☐ Disposal By Lab ☐ Archive For _____ Months

Special Instructions/QC Requirements & Comments:

Relinquished by:	Company:	Date/Time:	Received by:	Company:	Date/Time:
Walt Payon	TtNUS	8-16-11 / 1800			
Relinquished by:	Company:	Date/Time:	Received by:	Company:	Date/Time:
Relinquished by:	Company:	Date/Time:	Received in Laboratory by:	Company:	Date/Time:

©2008, TestAmerica Laboratories, Inc. All rights reserved.
TestAmerica & Design ™ are trademarks of TestAmerica Laboratories, Inc.

TAL 0018- 1 (04/10)

Chain of Custody Record

TestAmerica
THE LEADER IN ENVIRONMENTAL TESTING

TestAmerica Laboratory location: _____

Regulatory program: ☐ DW ☐ NPDES ☐ RCRA ☐ Other _____

TestAmerica Laboratories, Inc.

Client Contact			
Company Name: Tetra Tech NUS	Client Project Manager: Tony Apanavage	Site Contact: Walt Pryor	Lab Contact: Pat O'Meara
COC No: 009634			
Address: 20251 Century Blvd	Telephone: 301 528-3021	Telephone: 301 991-3914	Telephone: 330 497-9396
5 of 7 COCs			
City/State/Zip: Germantown MD	Email:	Analysis Turnaround Time (in BUS days)	Analyses
For lab use only			
Phone: (301) 528-3021		TAT if different from below _____ ☐ 3 weeks ☐ 2 weeks ☐ 1 week ☐ 2 days ☐ 1 day	
Walk-in client ☐ Lab pickup ☐ Lab sampling ☐			
Project Name: MSA-FMC-Surface Water	Method of Shipment/Carrier: Fed EX		
Project Number: 11RIC03292	Shipping/Tracking No:		
Job/SDG No:			
PO #			

Sample Identification	Sample Date	Sample Time	Matrix: Air	Aqueous	Sediment	Solid	Other:	Containers & Preservatives: H2SO4	HNO3	HCl	NaOH	ZnAc/NaOH	Unpres	Other:	Filtered Sample (Y/N)	Composite-C / Grab-G	VOCs (8260B)	Sample Specific Notes / Special Instructions:
MSA-SW41C-3-081611-LT	8-16-11	1458		X						3					N	G	X	
MSA-SW41C-2-081611-LT		1500		X						3							X	
MSA-SW41C-1-081611-LT		1503		X						3							X	
MSA-SW38A-1-081611-LT		1507		X						3							X	
MSA-SW38B-3-081611-LT		1511		X						3							X	
MSA-SW38B-1-081611-LT		1514		X						3							X	
MSA-SW38C-3-081611-LT		1517		X						3							X	
MSA-SW38C-2-081611-LT		1520		X						3							X	
MSA-SW38C-1-081611-LT		1522		X						3							X	
MSA-SW40A-1-081611-LT		1528		X						3							X	

Possible Hazard Identification: ☐ Non-Hazard ☐ Flammable ☐ Skin Irritant ☐ Poison B ☐ Unknown

Sample Disposal (A fee may be assessed if samples are retained longer than 1 month): ☐ Return to Client ☐ Disposal By Lab ☐ Archive For _____ Months

Special Instructions/QC Requirements & Comments:

Relinquished by:	Company:	Date/Time:	Received by:	Company:	Date/Time:
Walt Pryor	TtNUS	8-16-11 / 1800			
Relinquished by:	Company:	Date/Time:	Received by:	Company:	Date/Time:
Relinquished by:	Company:	Date/Time:	Received in Laboratory by:	Company:	Date/Time:

©2008, TestAmerica Laboratories, Inc. All rights reserved.
TestAmerica & Design ™ are trademarks of TestAmerica Laboratories, Inc.

Chain of Custody Record

TestAmerica
THE LEADER IN ENVIRONMENTAL TESTING

TestAmerica Laboratory location:
Regulatory program: ☐ DW ☐ NPDES ☐ RCRA ☐ Other

TestAmerica Laboratories, Inc.

Client Contact			
Company Name: Tetra Tech NUS	Client Project Manager: Tony Apanavage	Site Contact: Walt Payton	Lab Contact: Pat O'Meara
Address: 20251 Century Blvd	Telephone: (301) 528-3021	Telephone: (301) 991-3914	Telephone: 330 497-9396
City/State/Zip: Germantown MD	Email:	Analysis Turnaround Time (in BUS days)	
Phone: 301 528-3021		TAT if different from below ☐ 3 weeks ☐ 2 weeks ☐ 1 week ☐ 2 days ☐ 1 day	
Project Name: MSA-FMC-Surface Water	Method of Shipment/Carrier: Fed EX		
Project Number: 11ZJC03292	Shipping/Tracking No:		
PO #			

COC No: 009635
6 of 7 COCs

For lab use only: ☐ Walk-in client ☐ Lab pickup ☐ Lab sampling
Job/SDG No:

Sample Identification	Sample Date	Sample Time	Matrix: Air	Aqueous	Sediment	Solid	Other:	Containers & Preservatives: H2SO4	HNO3	HCl	NaOH	ZnAc/NaOH	Unpres	Other:	Filtered Sample (Y/N)	Composite-C/Grab-G	Analyses: VOCs (8260B)	Sample Specific Notes / Special Instructions:
MSA-SW40B-2-081611-LT	8-16-11	1532		X						3					N	G	X	
MSA-SW40B-1-081611-LT		1533		X						3							X	
MSA-SW40C-4-081611-LT		1538		X						3							X	
MSA-SW40C-2-081611-LT		1542		X						3							X	
MSA-SW40C-1-081611-LT		1544		X						3							X	
MSA-SW42A-1-081611-LT		1550		X						3							X	
MSA-SW42B-3-081611-LT		1553		X						3							X	
MSA-SW42B-1-081611-LT		1556		X						3							X	
MSA-SW42C-5-081611-LT		1600		X						3							X	
MSA-SW42C-3-081611-LT		1602		X						3							X	

Possible Hazard Identification: ☐ Non-Hazard ☐ Flammable ☐ Skin Irritant ☐ Poison B ☐ Unknown

Sample Disposal (A fee may be assessed if samples are retained longer than 1 month): ☐ Return to Client ☐ Disposal By Lab ☐ Archive For _____ Months

Special Instructions/QC Requirements & Comments:

Relinquished by:	Company:	Date/Time:	Received by:	Company:	Date/Time:
[signature]	TTNUS	8-16-11 / 1800			
Relinquished by:	Company:	Date/Time:	Received by:	Company:	Date/Time:
Relinquished by:	Company:	Date/Time:	Received in Laboratory by:	Company:	Date/Time:

©2008, TestAmerica Laboratories, Inc. All rights reserved.
TestAmerica & Design ™ are trademarks of TestAmerica Laboratories, Inc.

Chain of Custody Record

TestAmerica
THE LEADER IN ENVIRONMENTAL TESTING

TestAmerica Laboratory location: _____

Regulatory program: ☐ DW ☐ NPDES ☐ RCRA ☐ Other _____

TestAmerica Laboratories, Inc.

Client Contact			
Company Name: Tetra Tech NUS	Client Project Manager: Tony Apanavage	Site Contact: Walt Payne	Lab Contact: Pat O'Meara
Address: 20251 Century Blvd	Telephone: (301) 528-3021	Telephone: 301 991.3914	Telephone: 330 497-9396
City/State/Zip: Germantown, MD	Email:	Analysis Turnaround Time (in BUS days)	
Phone: (301) 528-3021		TAT if different from below _____ ☐ 3 weeks ☐ 2 weeks ☐ 1 week ☐ 2 days ☐ 1 day	
Project Name: MSA-FMC-Surface Water	Method of Shipment/Carrier: Fed EX		
Project Number: 11CIC03292	Shipping/Tracking No:		
PO #			

COC No: 009636

7 of 7 COCs

For lab use only: ☐ Walk-in client ☐ Lab pickup ☐ Lab sampling

Job/SDG No:

Sample Identification	Sample Date	Sample Time	Matrix: Air	Aqueous	Sediment	Solid	Other:	Containers & Preservatives: H2SO4	HNO3	HCl	NaOH	ZnAc/NaOH	Unpres	Other:	Filtered Sample (Y/N)	Composite-C / Grab-G	Analyses: VOCs (8260B)	Sample Specific Notes / Special Instructions:
MSA-SW42C-1-081611-LT	8-16-11	1604		X					3						N	G	X	
MSA-SWDup-1-081611-LT		1420		X					3								X	

Possible Hazard Identification: ☐ Non-Hazard ☐ Flammable ☐ Skin Irritant ☐ Poison B ☐ Unknown

Sample Disposal (A fee may be assessed if samples are retained longer than 1 month): ☐ Return to Client ☐ Disposal By Lab ☐ Archive For _____ Months

Special Instructions/QC Requirements & Comments:

Relinquished by:	Company:	Date/Time:	Received by:	Company:	Date/Time:
Walt Payne	TtNUS	8-16-11 / 1800			
Relinquished by:	Company:	Date/Time:	Received by:	Company:	Date/Time:
Relinquished by:	Company:	Date/Time:	Received in Laboratory by:	Company:	Date/Time:

©2008, TestAmerica Laboratories, Inc. All rights reserved.
TestAmerica & Design ™ are trademarks of TestAmerica Laboratories, Inc.

TAL 0018- 1 (04/10)

APPENDIX B—DATA-VALIDATION REPORTS (ON CD)

Tetra Tech NUS **INTERNAL CORRESPONDENCE**

TO:	**D. MURALI**	**DATE:**	**SEPTEMBER 7, 2011**
FROM:	**LEANNE GANSER**	**COPIES:**	**DV FILE**

SUBJECT: **ORGANIC DATA VALIDATION – VOC**
FROG MORTAR CREEK
SAMPLE DELIVERY GROUP (SDG) – 240-2908-1

SAMPLES: 20/Water/VOC/

MSA-SW40B-1-1081611	MSA-SW40B-2-081611	MSA-SW40C-1-081611
MSA-SW40C-3-081611	MSA-SW40C-5-081611	MSA-SW41A-1-081611-LT
MSA-SW41B-1-081611-LT	MSA-SW41B-3-081611-LT	MSA-SW42A-1-081611
MSA-SW42B-1-081611	MSA-SW42B-3-081611	MSA-SW42C-1-081611
MSA-SW42C-3-081611	MSA-SW42C-5-081611	MSA-SW43A-1-081611-LT
MSA-SW43B-1-081611-LT	MSA-SW43B-3-081611-LT	MSA-SW43C-1-081611-LT
MSA-SW43C-2-081611-LT	MSA-SW43C-4-081611-LT	

Overview

The sample set for Frog Mortar Creek, SDG 240-2908-1 consisted of twenty (20) aqueous environmental samples analyzed for Target Compound List (TCL) volatile organic compounds (VOCs). No field duplicates were included in the SDG.

The samples were collected on August 16, 2011 and analyzed by Test America Laboratories Inc. All analyses were conducted in accordance with SW-846 Methods 8260B for VOCs analytical and reporting protocols.

The data contained in this SDG were validated with regard to the following parameters: data completeness, holding times, GC/MS tuning, initial/continuing calibrations, laboratory method blank results, surrogate spike recoveries, laboratory control sample recoveries, matrix spike/matrix spike duplicate recoveries, internal standard recoveries, chromatographic resolution, compound identification, compound quantitation, and detection limits. Areas of concern are listed below.

Major

- The VOC initial calibration relative response factors (RRFs) on 05/27/2011 for instrument A3UX15 and the continuing calibration RRFs on 08/19/2011 at 9:20 were less than the 0.05 quality control limit for tert-butyl alcohol and vinyl acetate. The nondetected tert-butyl alcohol and vinyl acetate results were qualified as rejected, "UR", in samples MSA-SW41B-1-081611-LT and MSA-SW41B-3-081611-LT.

- The VOC initial calibration RRFs on 08/15/2011 for instrument A3UX16 and the continuing calibration RRFs on 08/18/2011 at 12:33 were less than the 0.05 quality control limit for tert-butyl alcohol and vinyl acetate. The nondetected tert-butyl alcohol and vinyl acetate results were qualified as rejected, "UR", in all samples, except MSA-SW41B-1-081611-LT and MSA-SW41B-3-081611-LT.

Minor

- Positive results reported below the quantitation limit but above the method detection limit (MDL) were qualified as estimated, "J".

Notes

A trip blank was not included.

Nondetected results are reported to the method detection limit (MDL).

VOC continuing calibration percent difference (%D) was >20% (but <50%) for dichlorodifluoromethane, trichlorofluoromethane, 1,1,2-trichlorotrifluoroethane, acetone, vinyl acetate, hexachlorobutadiene, and 1,2,3-trichlorobenzene on 08/19/2011 at 9:20 affecting samples MSA-SW41B-1-081611-LT and MSA-SW41B-3-081611-LT. No action was taken as all results were nondetects. Nondetected results for vinyl acetate were previously qualified as rejected.

VOC continuing calibration %D was >50% for tert-butyl alcohol on 08/19/2011 at 9:20 affecting samples MSA-SW41B-1-081611-LT and MSA-SW41B-3-081611-LT. No action was taken based on this noncompliance because nondetected results for tert-butyl alcohol were previously rejected.

VOC continuing calibration %D was >20% (but <50%) for dichlorodifluoromethane, trichlorofluoromethane, 1,1,2-trichlorotrifluoroethane, and carbon tetrachloride on 08/18/2011 at 12:33 affecting all samples, except MSA-SW41B-1-081611-LT and MSA-SW41B-3-081611-LT. No action was taken because all results were nondetected.

VOC continuing calibration %D was >20% (but <50%) for 1,2,3-trimethylbenzene on 08/18/2011 at 12:56 affecting all samples, except MSA-SW41B-1-081611-LT and MSA-SW41B-3-081611-LT. No action was taken because all results were nondetected.

The laboratory control sample (LCS) for batch 12486 had a percent recovery (%R) greater than quality control limits for vinyl acetate affecting all samples, except MSA-SW41B-1-081611-LT and MSA-SW41B-3-081611-LT. No action was taken because all results were nondetects.

The LCS for batch 12589 had a %R greater than quality control limits for acetone and tert-butyl acohol affecting samples MSA-SW41B-1-081611-LT and MSA-SW41B-3-081611-LT. No action was taken because all results were nondetects.

For batch 12589, matrix spike and matrix spike duplicate (MS/MSD) %R was 0% for 2-chloroethyl vinyl ether, 1,1,1-trichloroethane, and 1,2,3-trichloropropane and MS/MSD %R was greater than the quality control limit for tert-butyl alcohol affecting samples MSA-SW41B-1-081611-LT and MSA-SW41B-3-081611-LT. No action was taken because the spiked samples were not included in this SDG.

For batch 12486, MS/MSD %R was 0% for 2-chloroethyl vinyl ether and MS/MSD %R was outside quality control limits for toluene, tert-butyl alcohol, and vinyl acetate, affecting all samples, except MSA-SW41B-1-081611-LT and MSA-SW41B-3-081611-LT. No action was taken because the spiked samples were not included in this SDG.

Executive Summary

Laboratory Performance: The VOC RRFs for tert-butyl alcohol and vinyl acetate were less than the quality control limit resulting in the rejection of nondetected results.

Other Factors Affecting Data Quality: Positive results reported below the quantitation limit but above the method detection limit were qualified as estimated, "J".

The data for these analyses were reviewed with reference to Region III modifications to U.S. EPA National Functional Guidelines for Organic Data Validation (Sept. 1994). The text of this report has been formulated to address only those problem areas affecting data quality.

Tetra Tech NUS
Leanne Ganser
Data Validator

Tetra Tech NUS
Joseph A. Samchuck
Quality Assurance Officer

Attachments:
Appendix A – Qualified Analytical Results
Appendix B – Results as Reported by the Laboratory
Appendix C – Support Documentation

APPENDIX A
QUALIFIED ANALYTICAL RESULTS

Data Validation Qualifier Codes:

A = Lab Blank Contamination
B = Field Blank Contamination
C = Calibration Noncompliance (e.g. % RSDs, %Ds, ICVs, CCVs, RRFs, etc.)
C01 = GC/MS Tuning Noncompliance
D = MS/MSD Recovery Noncompliance
E = LCS/LCSD Recovery Noncompliance
F = Lab Duplicate Imprecision
G = Field Duplicate Imprecision
H = Holding Time Exceedance
I = ICP Serial Dilution Noncompliance
J = GFAA PDS-GFAA MSA's r < 0.995 / ICP PDS Recovery Noncompliance
K = ICP Interference - includes ICS % R Noncompliance
L = Instrument Calibration Range Exceedance
M = Sample Preservation Noncompliance
N = Internal Standard Noncompliance
N01 = Internal Standard Recovery Noncompliance Dioxins
N02 = Recovery Standard Noncompliance Dioxins
N03 = Clean-up Standard Noncompliance Dioxins
O = Poor Instrument Performance (e.g. base-line drifting)
P = Uncertainty near detection limit (< 2 x IDL for inorganics and <CRQL for organics)
Q = Other problems (can encompass a number of issues; e.g. chromatography,interferences, etc.)
R = Surrogates Recovery Noncompliance
S = Pesticide/PCB Resolution
T = % Breakdown Noncompliance for DDT and Endrin
U = % Difference between columns/detectors >25% for positive results determined via GC/HPLC
V = Non-linear calibrations; correlation coefficient r < 0.995
W = EMPC result
X = Signal to noise response drop
Y = Percent solids <30%
Z = Uncertainty at 2 sigma deviation is greater than sample activity

PROJ_NO: 03292	NSAMPLE	MSA-SW40B-1-1081611			MSA-SW40B-2-081611			MSA-SW40C-1-081611			MSA-SW40C-3-081611		
SDG: 240-2908-1	LAB_ID	240-2908-2			240-2908-1			240-2908-5			240-2908-4		
FRACTION: OV	SAMP_DATE	8/16/2011			8/16/2011			8/16/2011			8/16/2011		
MEDIA: WATER	QC_TYPE	NM			NM			NM			NM		
	UNITS	UG/L			UG/L			UG/L			UG/L		
	PCT_SOLIDS	0.0			0.0			0.0			0.0		
	DUP_OF												
PARAMETER		RESULT	VQL	QLCD	RESULT	VQL	QLCD	RESULT	VQL	QLCD	RESULT	VQL	QLCD
1,1,1,2-TETRACHLOROETHANE		0.23	U		0.23	U		0.23	U		0.23	U	
1,1,1-TRICHLOROETHANE		0.22	U		0.22	U		0.22	U		0.22	U	
1,1,2,2-TETRACHLOROETHANE		0.18	U		0.18	U		0.18	U		0.18	U	
1,1,2-TRICHLOROTRIFLUOROETHANE		0.28	U		0.28	U		0.28	U		0.28	U	
1,1-DICHLOROETHANE		0.15	U		0.15	U		0.15	U		0.15	U	
1,1-DICHLOROETHENE		0.19	U		0.19	U		0.19	U		0.19	U	
1,1-DICHLOROPROPENE		0.13	U		0.13	U		0.13	U		0.13	U	
1,2,3-TRICHLOROBENZENE		0.17	U		0.17	U		0.17	U		0.17	U	
1,2,3-TRICHLOROPROPANE		0.43	U		0.43	U		0.43	U		0.43	U	
1,2,3-TRIMETHYLBENZENE		0.0059	U		0.0059	U		0.0059	U		0.0059	U	
1,2,4-TRICHLOROBENZENE		0.15	U		0.15	U		0.15	U		0.15	U	
1,2,4-TRIMETHYLBENZENE		0.12	U		0.12	U		0.12	U		0.12	U	
1,2-DIBROMO-3-CHLOROPROPANE		0.67	U		0.67	U		0.67	U		0.67	U	
1,2-DIBROMOETHANE		0.24	U		0.24	U		0.24	U		0.24	U	
1,2-DICHLOROBENZENE		0.13	U		0.13	U		0.13	U		0.13	U	
1,2-DICHLOROETHANE		0.22	U		0.22	U		0.22	U		0.22	U	
1,2-DICHLOROPROPANE		0.18	U		0.18	U		0.18	U		0.18	U	
1,3-DICHLOROBENZENE		0.14	U		0.14	U		0.14	U		0.14	U	
1,3-DICHLOROPROPANE		0.16	U		0.16	U		0.16	U		0.16	U	
1,4-DICHLOROBENZENE		0.13	U		0.13	U		0.13	U		0.13	U	
2,2-DICHLOROPROPANE		0.13	U		0.13	U		0.13	U		0.13	U	
2-BUTANONE		0.57	U		0.57	U		0.57	U		0.57	U	
2-CHLOROETHYL VINYL ETHER		0.99	U		0.99	U		0.99	U		0.99	U	
2-CHLOROTOLUENE		0.11	U		0.11	U		0.11	U		0.11	U	
2-HEXANONE		0.41	U		0.41	U		0.41	U		0.41	U	
4-CHLOROTOLUENE		0.18	U		0.18	U		0.18	U		0.18	U	
4-ISOPROPYLTOLUENE		0.12	U		0.12	U		0.12	U		0.12	U	
4-METHYL-2-PENTANONE		0.32	U		0.32	U		0.32	U		0.32	U	
ACETONE		1.1	U		1.1	U		1.1	U		1.1	U	
BENZENE		0.13	U		0.13	U		0.13	U		0.13	U	
BROMOBENZENE		0.13	U		0.13	U		0.13	U		0.13	U	
BROMOCHLOROMETHANE		0.29	U		0.29	U		0.29	U		0.29	U	
BROMODICHLOROMETHANE		0.15	U		0.15	U		0.15	U		0.15	U	
BROMOFORM		0.64	U		0.64	U		0.64	U		0.64	U	
BROMOMETHANE		0.41	U		0.41	U		0.41	U		0.41	U	

PROJ_NO: 03292	NSAMPLE	MSA-SW40C-5-081611			MSA-SW41A-1-081611-LT			MSA-SW41B-1-081611-LT			MSA-SW41B-3-081611-LT		
SDG: 240-2908-1	LAB_ID	240-2908-3			240-2908-18			240-2908-20			240-2908-19		
FRACTION: OV	SAMP_DATE	8/16/2011			8/16/2011			8/16/2011			8/16/2011		
MEDIA: WATER	QC_TYPE	NM			NM			NM			NM		
	UNITS	UG/L			UG/L			UG/L			UG/L		
	PCT_SOLIDS	0.0			0.0			0.0			0.0		
	DUP_OF												
PARAMETER		RESULT	VQL	QLCD	RESULT	VQL	QLCD	RESULT	VQL	QLCD	RESULT	VQL	QLCD
1,1,1,2-TETRACHLOROETHANE		0.23	U		0.23	U		0.23	U		0.23	U	
1,1,1-TRICHLOROETHANE		0.22	U		0.22	U		0.22	U		0.22	U	
1,1,2,2-TETRACHLOROETHANE		0.18	U		0.18	U		0.18	U		0.18	U	
1,1,2-TRICHLOROTRIFLUOROETHANE		0.28	U		0.28	U		0.28	U		0.28	U	
1,1-DICHLOROETHANE		0.15	U		0.15	U		0.15	U		0.15	U	
1,1-DICHLOROETHENE		0.19	U		0.19	U		0.19	U		0.19	U	
1,1-DICHLOROPROPENE		0.13	U		0.13	U		0.13	U		0.13	U	
1,2,3-TRICHLOROBENZENE		0.17	U		0.17	U		0.17	U		0.17	U	
1,2,3-TRICHLOROPROPANE		0.43	U		0.43	U		0.43	U		0.43	U	
1,2,3-TRIMETHYLBENZENE		0.0059	U		0.0059	U		0.0059	U		0.0059	U	
1,2,4-TRICHLOROBENZENE		0.15	U		0.15	U		0.15	U		0.15	U	
1,2,4-TRIMETHYLBENZENE		0.12	U		0.12	U		0.12	U		0.12	U	
1,2-DIBROMO-3-CHLOROPROPANE		0.67	U		0.67	U		0.67	U		0.67	U	
1,2-DIBROMOETHANE		0.24	U		0.24	U		0.24	U		0.24	U	
1,2-DICHLOROBENZENE		0.13	U		0.13	U		0.13	U		0.13	U	
1,2-DICHLOROETHANE		0.22	U		0.22	U		0.22	U		0.22	U	
1,2-DICHLOROPROPANE		0.18	U		0.18	U		0.18	U		0.18	U	
1,3-DICHLOROBENZENE		0.14	U		0.14	U		0.14	U		0.14	U	
1,3-DICHLOROPROPANE		0.16	U		0.16	U		0.16	U		0.16	U	
1,4-DICHLOROBENZENE		0.13	U		0.13	U		0.13	U		0.13	U	
2,2-DICHLOROPROPANE		0.13	U		0.13	U		0.13	U		0.13	U	
2-BUTANONE		0.57	U		0.57	U		0.57	U		0.57	U	
2-CHLOROETHYL VINYL ETHER		0.99	U		0.99	U		0.99	U		0.99	U	
2-CHLOROTOLUENE		0.11	U		0.11	U		0.11	U		0.11	U	
2-HEXANONE		0.41	U		0.41	U		0.41	U		0.41	U	
4-CHLOROTOLUENE		0.18	U		0.18	U		0.18	U		0.18	U	
4-ISOPROPYLTOLUENE		0.12	U		0.12	U		0.12	U		0.12	U	
4-METHYL-2-PENTANONE		0.32	U		0.32	U		0.32	U		0.32	U	
ACETONE		1.1	U		1.1	U		1.1	U		1.1	U	
BENZENE		0.13	U		0.13	U		0.13	U		0.13	U	
BROMOBENZENE		0.13	U		0.13	U		0.13	U		0.13	U	
BROMOCHLOROMETHANE		0.29	U		0.29	U		0.29	U		0.29	U	
BROMODICHLOROMETHANE		0.15	U		0.15	U		0.15	U		0.15	U	
BROMOFORM		0.64	U		0.64	U		0.64	U		0.64	U	
BROMOMETHANE		0.41	U		0.41	U		0.41	U		0.41	U	

PROJ_NO: 03292	NSAMPLE	MSA-SW42A-1-081611			MSA-SW42B-1-081611			MSA-SW42B-3-081611			MSA-SW42C-1-081611		
SDG: 240-2908-1	LAB_ID	240-2908-6			240-2908-8			240-2908-7			240-2908-11		
FRACTION: OV	SAMP_DATE	8/16/2011			8/16/2011			8/16/2011			8/16/2011		
MEDIA: WATER	QC_TYPE	NM			NM			NM			NM		
	UNITS	UG/L			UG/L			UG/L			UG/L		
	PCT_SOLIDS	0.0			0.0			0.0			0.0		
	DUP_OF												
PARAMETER		RESULT	VQL	QLCD	RESULT	VQL	QLCD	RESULT	VQL	QLCD	RESULT	VQL	QLCD
1,1,1,2-TETRACHLOROETHANE		0.23	U		0.23	U		0.23	U		0.23	U	
1,1,1-TRICHLOROETHANE		0.22	U		0.22	U		0.22	U		0.22	U	
1,1,2,2-TETRACHLOROETHANE		0.18	U		0.18	U		0.18	U		0.18	U	
1,1,2-TRICHLOROTRIFLUOROETHANE		0.28	U		0.28	U		0.28	U		0.28	U	
1,1-DICHLOROETHANE		0.15	U		0.15	U		0.15	U		0.15	U	
1,1-DICHLOROETHENE		0.19	U		0.19	U		0.19	U		0.19	U	
1,1-DICHLOROPROPENE		0.13	U		0.13	U		0.13	U		0.13	U	
1,2,3-TRICHLOROBENZENE		0.17	U		0.17	U		0.17	U		0.17	U	
1,2,3-TRICHLOROPROPANE		0.43	U		0.43	U		0.43	U		0.43	U	
1,2,3-TRIMETHYLBENZENE		0.0059	U		0.0059	U		0.0059	U		0.0059	U	
1,2,4-TRICHLOROBENZENE		0.15	U		0.15	U		0.15	U		0.15	U	
1,2,4-TRIMETHYLBENZENE		0.12	U		0.12	U		0.12	U		0.12	U	
1,2-DIBROMO-3-CHLOROPROPANE		0.67	U		0.67	U		0.67	U		0.67	U	
1,2-DIBROMOETHANE		0.24	U		0.24	U		0.24	U		0.24	U	
1,2-DICHLOROBENZENE		0.13	U		0.13	U		0.13	U		0.13	U	
1,2-DICHLOROETHANE		0.22	U		0.22	U		0.22	U		0.22	U	
1,2-DICHLOROPROPANE		0.18	U		0.18	U		0.18	U		0.18	U	
1,3-DICHLOROBENZENE		0.14	U		0.14	U		0.14	U		0.14	U	
1,3-DICHLOROPROPANE		0.16	U		0.16	U		0.16	U		0.16	U	
1,4-DICHLOROBENZENE		0.13	U		0.13	U		0.13	U		0.13	U	
2,2-DICHLOROPROPANE		0.13	U		0.13	U		0.13	U		0.13	U	
2-BUTANONE		0.57	U		0.57	U		0.57	U		0.57	U	
2-CHLOROETHYL VINYL ETHER		0.99	U		0.99	U		0.99	U		0.99	U	
2-CHLOROTOLUENE		0.11	U		0.11	U		0.11	U		0.11	U	
2-HEXANONE		0.41	U		0.41	U		0.41	U		0.41	U	
4-CHLOROTOLUENE		0.18	U		0.18	U		0.18	U		0.18	U	
4-ISOPROPYLTOLUENE		0.12	U		0.12	U		0.12	U		0.12	U	
4-METHYL-2-PENTANONE		0.32	U		0.32	U		0.32	U		0.32	U	
ACETONE		1.1	U		1.1	U		1.1	U		1.1	U	
BENZENE		0.13	U		0.13	U		0.13	U		0.13	U	
BROMOBENZENE		0.13	U		0.13	U		0.13	U		0.13	U	
BROMOCHLOROMETHANE		0.29	U		0.29	U		0.29	U		0.29	U	
BROMODICHLOROMETHANE		0.15	U		0.15	U		0.15	U		0.15	U	
BROMOFORM		0.64	U		0.64	U		0.64	U		0.64	U	
BROMOMETHANE		0.41	U		0.41	U		0.41	U		0.41	U	

PROJ_NO: 03292	NSAMPLE	MSA-SW42C-3-081611			MSA-SW42C-5-081611			MSA-SW43A-1-081611-LT			MSA-SW43B-1-081611-LT		
SDG: 240-2908-1	LAB_ID	240-2908-10			240-2908-9			240-2908-12			240-2908-14		
FRACTION: OV	SAMP_DATE	8/16/2011			8/16/2011			8/16/2011			8/16/2011		
MEDIA: WATER	QC_TYPE	NM			NM			NM			NM		
	UNITS	UG/L			UG/L			UG/L			UG/L		
	PCT_SOLIDS	0.0			0.0			0.0			0.0		
	DUP_OF												
PARAMETER		RESULT	VQL	QLCD	RESULT	VQL	QLCD	RESULT	VQL	QLCD	RESULT	VQL	QLCD
1,1,1,2-TETRACHLOROETHANE		0.23	U		0.23	U		0.23	U		0.23	U	
1,1,1-TRICHLOROETHANE		0.22	U		0.22	U		0.22	U		0.22	U	
1,1,2,2-TETRACHLOROETHANE		0.18	U		0.18	U		0.18	U		0.18	U	
1,1,2-TRICHLOROTRIFLUOROETHANE		0.28	U		0.28	U		0.28	U		0.28	U	
1,1-DICHLOROETHANE		0.15	U		0.15	U		0.15	U		0.15	U	
1,1-DICHLOROETHENE		0.19	U		0.19	U		0.19	U		0.19	U	
1,1-DICHLOROPROPENE		0.13	U		0.13	U		0.13	U		0.13	U	
1,2,3-TRICHLOROBENZENE		0.17	U		0.17	U		0.17	U		0.17	U	
1,2,3-TRICHLOROPROPANE		0.43	U		0.43	U		0.43	U		0.43	U	
1,2,3-TRIMETHYLBENZENE		0.0059	U		0.0059	U		0.0059	U		0.0059	U	
1,2,4-TRICHLOROBENZENE		0.15	U		0.15	U		0.15	U		0.15	U	
1,2,4-TRIMETHYLBENZENE		0.12	U		0.12	U		0.12	U		0.12	U	
1,2-DIBROMO-3-CHLOROPROPANE		0.67	U		0.67	U		0.67	U		0.67	U	
1,2-DIBROMOETHANE		0.24	U		0.24	U		0.24	U		0.24	U	
1,2-DICHLOROBENZENE		0.13	U		0.13	U		0.13	U		0.13	U	
1,2-DICHLOROETHANE		0.22	U		0.22	U		0.22	U		0.22	U	
1,2-DICHLOROPROPANE		0.18	U		0.18	U		0.18	U		0.18	U	
1,3-DICHLOROBENZENE		0.14	U		0.14	U		0.14	U		0.14	U	
1,3-DICHLOROPROPANE		0.16	U		0.16	U		0.16	U		0.16	U	
1,4-DICHLOROBENZENE		0.13	U		0.13	U		0.13	U		0.13	U	
2,2-DICHLOROPROPANE		0.13	U		0.13	U		0.13	U		0.13	U	
2-BUTANONE		0.57	U		0.57	U		0.57	U		0.57	U	
2-CHLOROETHYL VINYL ETHER		0.99	U		0.99	U		0.99	U		0.99	U	
2-CHLOROTOLUENE		0.11	U		0.11	U		0.11	U		0.11	U	
2-HEXANONE		0.41	U		0.41	U		0.41	U		0.41	U	
4-CHLOROTOLUENE		0.18	U		0.18	U		0.18	U		0.18	U	
4-ISOPROPYLTOLUENE		0.12	U		0.12	U		0.12	U		0.12	U	
4-METHYL-2-PENTANONE		0.32	U		0.32	U		0.32	U		0.32	U	
ACETONE		1.1	U		1.1	U		1.1	U		1.1	U	
BENZENE		0.13	U		0.13	U		0.13	U		0.13	U	
BROMOBENZENE		0.13	U		0.13	U		0.13	U		0.13	U	
BROMOCHLOROMETHANE		0.29	U		0.29	U		0.29	U		0.29	U	
BROMODICHLOROMETHANE		0.15	U		0.15	U		0.15	U		0.15	U	
BROMOFORM		0.64	U		0.64	U		0.64	U		0.64	U	
BROMOMETHANE		0.41	U		0.41	U		0.41	U		0.41	U	

PROJ_NO: 03292	NSAMPLE	MSA-SW43B-3-081611-LT			MSA-SW43C-1-081611-LT			MSA-SW43C-2-081611-LT			MSA-SW43C-4-081611-LT		
SDG: 240-2908-1	LAB_ID	240-2908-13			240-2908-17			240-2908-16			240-2908-15		
FRACTION: OV	SAMP_DATE	8/16/2011			8/16/2011			8/16/2011			8/16/2011		
MEDIA: WATER	QC_TYPE	NM			NM			NM			NM		
	UNITS	UG/L			UG/L			UG/L			UG/L		
	PCT_SOLIDS	0.0			0.0			0.0			0.0		
	DUP_OF												
PARAMETER		RESULT	VQL	QLCD	RESULT	VQL	QLCD	RESULT	VQL	QLCD	RESULT	VQL	QLCD
1,1,1,2-TETRACHLOROETHANE		0.23	U		0.23	U		0.23	U		0.23	U	
1,1,1-TRICHLOROETHANE		0.22	U		0.22	U		0.22	U		0.22	U	
1,1,2,2-TETRACHLOROETHANE		0.18	U		0.18	U		0.18	U		0.18	U	
1,1,2-TRICHLOROTRIFLUOROETHANE		0.28	U		0.28	U		0.28	U		0.28	U	
1,1-DICHLOROETHANE		0.15	U		0.15	U		0.15	U		0.15	U	
1,1-DICHLOROETHENE		0.19	U		0.19	U		0.19	U		0.19	U	
1,1-DICHLOROPROPENE		0.13	U		0.13	U		0.13	U		0.13	U	
1,2,3-TRICHLOROBENZENE		0.17	U		0.17	U		0.17	U		0.17	U	
1,2,3-TRICHLOROPROPANE		0.43	U		0.43	U		0.43	U		0.43	U	
1,2,3-TRIMETHYLBENZENE		0.0059	U		0.0059	U		0.0059	U		0.0059	U	
1,2,4-TRICHLOROBENZENE		0.15	U		0.15	U		0.15	U		0.15	U	
1,2,4-TRIMETHYLBENZENE		0.12	U		0.12	U		0.12	U		0.12	U	
1,2-DIBROMO-3-CHLOROPROPANE		0.67	U		0.67	U		0.67	U		0.67	U	
1,2-DIBROMOETHANE		0.24	U		0.24	U		0.24	U		0.24	U	
1,2-DICHLOROBENZENE		0.13	U		0.13	U		0.13	U		0.13	U	
1,2-DICHLOROETHANE		0.22	U		0.22	U		0.22	U		0.22	U	
1,2-DICHLOROPROPANE		0.18	U		0.18	U		0.18	U		0.18	U	
1,3-DICHLOROBENZENE		0.14	U		0.14	U		0.14	U		0.14	U	
1,3-DICHLOROPROPANE		0.16	U		0.16	U		0.16	U		0.16	U	
1,4-DICHLOROBENZENE		0.13	U		0.13	U		0.13	U		0.13	U	
2,2-DICHLOROPROPANE		0.13	U		0.13	U		0.13	U		0.13	U	
2-BUTANONE		0.57	U		0.57	U		0.57	U		0.57	U	
2-CHLOROETHYL VINYL ETHER		0.99	U		0.99	U		0.99	U		0.99	U	
2-CHLOROTOLUENE		0.11	U		0.11	U		0.11	U		0.11	U	
2-HEXANONE		0.41	U		0.41	U		0.41	U		0.41	U	
4-CHLOROTOLUENE		0.18	U		0.18	U		0.18	U		0.18	U	
4-ISOPROPYLTOLUENE		0.12	U		0.12	U		0.12	U		0.12	U	
4-METHYL-2-PENTANONE		0.32	U		0.32	U		0.32	U		0.32	U	
ACETONE		1.1	U		1.1	U		1.1	U		1.1	U	
BENZENE		0.13	U		0.13	U		0.13	U		0.13	U	
BROMOBENZENE		0.13	U		0.13	U		0.13	U		0.13	U	
BROMOCHLOROMETHANE		0.29	U		0.29	U		0.29	U		0.29	U	
BROMODICHLOROMETHANE		0.15	U		0.15	U		0.15	U		0.15	U	
BROMOFORM		0.64	U		0.64	U		0.64	U		0.64	U	
BROMOMETHANE		0.41	U		0.41	U		0.41	U		0.41	U	

PROJ_NO: 03292 SDG: 240-2908-1 FRACTION: OV MEDIA: WATER	NSAMPLE	MSA-SW40B-1-1081611			MSA-SW40B-2-081611			MSA-SW40C-1-081611			MSA-SW40C-3-081611		
	LAB_ID	240-2908-2			240-2908-1			240-2908-5			240-2908-4		
	SAMP_DATE	8/16/2011			8/16/2011			8/16/2011			8/16/2011		
	QC_TYPE	NM			NM			NM			NM		
	UNITS	UG/L			UG/L			UG/L			UG/L		
	PCT_SOLIDS	0.0			0.0			0.0			0.0		
	DUP_OF												
PARAMETER		RESULT	VQL	QLCD	RESULT	VQL	QLCD	RESULT	VQL	QLCD	RESULT	VQL	QLCD
CARBON DISULFIDE		0.13	U		0.13	U		0.13	U		0.13	U	
CARBON TETRACHLORIDE		0.13	U		0.13	U		0.13	U		0.13	U	
CHLOROBENZENE		0.15	U		0.15	U		0.15	U		0.15	U	
CHLORODIBROMOMETHANE		0.18	U		0.18	U		0.18	U		0.18	U	
CHLOROETHANE		0.29	U		0.29	U		0.29	U		0.29	U	
CHLOROFORM		0.16	U		0.16	U		0.16	U		0.16	U	
CHLOROMETHANE		0.3	U		0.3	U		0.3	U		0.3	U	
CIS-1,2-DICHLOROETHENE		0.17	U		0.42	J	P	0.17	U		0.17	U	
CIS-1,3-DICHLOROPROPENE		0.14	U		0.14	U		0.14	U		0.14	U	
DIBROMOMETHANE		0.28	U		0.28	U		0.28	U		0.28	U	
DICHLORODIFLUOROMETHANE		0.31	U		0.31	U		0.31	U		0.31	U	
DIISOPROPYL ETHER		1.5	U		1.5	U		1.5	U		1.5	U	
ETHYL TERT-BUTYL ETHER		0.11	U		0.11	U		0.11	U		0.11	U	
ETHYLBENZENE		0.17	U		0.17	U		0.17	U		0.17	U	
HEXACHLOROBUTADIENE		0.3	U		0.3	U		0.3	U		0.3	U	
ISOPROPYLBENZENE		0.13	U		0.13	U		0.13	U		0.13	U	
M+P-XYLENES		0.24	U		0.24	U		0.24	U		0.24	U	
METHYL TERT-BUTYL ETHER		0.17	U		0.17	U		0.17	U		0.17	U	
METHYLENE CHLORIDE		0.33	U		0.33	U		0.33	U		0.33	U	
NAPHTHALENE		0.24	U		0.24	U		0.24	U		0.24	U	
N-BUTYLBENZENE		0.12	U		0.12	U		0.12	U		0.12	U	
N-PROPYLBENZENE		0.14	U		0.14	U		0.14	U		0.14	U	
O-XYLENE		0.14	U		0.14	U		0.14	U		0.14	U	
SEC-BUTYLBENZENE		0.13	U		0.13	U		0.13	U		0.13	U	
STYRENE		0.11	U		0.11	U		0.11	U		0.11	U	
TERT-AMYL METHYL ETHER		0.067	U		0.067	U		0.067	U		0.067	U	
TERT-BUTYLBENZENE		0.13	U		0.13	U		0.13	U		0.13	U	
TERTIARY-BUTYL ALCOHOL		3.9	UR	C	3.9	UR	C	3.9	UR	C	3.9	UR	C
TETRACHLOROETHENE		0.29	U		0.29	U		0.29	U		0.29	U	
TOLUENE		0.13	U		0.13	U		0.14	J	P	0.13	J	P
TOTAL XYLENES		0.28	U		0.28	U		0.28	U		0.28	U	
TRANS-1,2-DICHLOROETHENE		0.19	U		0.19	U		0.19	U		0.19	U	
TRANS-1,3-DICHLOROPROPENE		0.19	U		0.19	U		0.19	U		0.19	U	
TRICHLOROETHENE		1.1			1.1			0.43	J	P	0.49	J	P
TRICHLOROFLUOROMETHANE		0.21	U		0.21	U		0.21	U		0.21	U	

PROJ_NO: 03292	NSAMPLE	MSA-SW40C-5-081611			MSA-SW41A-1-081611-LT			MSA-SW41B-1-081611-LT			MSA-SW41B-3-081611-LT		
SDG: 240-2908-1	LAB_ID	240-2908-3			240-2908-18			240-2908-20			240-2908-19		
FRACTION: OV	SAMP_DATE	8/16/2011			8/16/2011			8/16/2011			8/16/2011		
MEDIA: WATER	QC_TYPE	NM			NM			NM			NM		
	UNITS	UG/L			UG/L			UG/L			UG/L		
	PCT_SOLIDS	0.0			0.0			0.0			0.0		
	DUP_OF												
PARAMETER		RESULT	VQL	QLCD	RESULT	VQL	QLCD	RESULT	VQL	QLCD	RESULT	VQL	QLCD
CARBON DISULFIDE		0.13	U		0.13	U		0.13	U		0.13	U	
CARBON TETRACHLORIDE		0.13	U		0.13	U		0.13	U		0.13	U	
CHLOROBENZENE		0.15	U		0.15	U		0.15	U		0.15	U	
CHLORODIBROMOMETHANE		0.18	U		0.18	U		0.18	U		0.18	U	
CHLOROETHANE		0.29	U		0.29	U		0.29	U		0.29	U	
CHLOROFORM		0.16	U		0.16	U		0.16	U		0.16	U	
CHLOROMETHANE		0.3	U		0.3	U		0.3	U		0.3	U	
CIS-1,2-DICHLOROETHENE		0.17	U		1.2			0.59	J	P	0.5	J	P
CIS-1,3-DICHLOROPROPENE		0.14	U		0.14	U		0.14	U		0.14	U	
DIBROMOMETHANE		0.28	U		0.28	U		0.28	U		0.28	U	
DICHLORODIFLUOROMETHANE		0.31	U		0.31	U		0.31	U		0.31	U	
DIISOPROPYL ETHER		1.5	U		1.5	U		1.5	U		1.5	U	
ETHYL TERT-BUTYL ETHER		0.11	U		0.11	U		0.11	U		0.11	U	
ETHYLBENZENE		0.17	U		0.17	U		0.17	U		0.17	U	
HEXACHLOROBUTADIENE		0.3	U		0.3	U		0.3	U		0.3	U	
ISOPROPYLBENZENE		0.13	U		0.13	U		0.13	U		0.13	U	
M+P-XYLENES		0.24	U		0.24	U		0.24	U		0.24	U	
METHYL TERT-BUTYL ETHER		0.17	U		0.17	U		0.17	U		0.17	U	
METHYLENE CHLORIDE		0.33	U		0.33	U		0.33	U		0.33	U	
NAPHTHALENE		0.24	U		0.24	U		0.24	U		0.24	U	
N-BUTYLBENZENE		0.12	U		0.12	U		0.12	U		0.12	U	
N-PROPYLBENZENE		0.14	U		0.14	U		0.14	U		0.14	U	
O-XYLENE		0.14	U		0.14	U		0.14	U		0.14	U	
SEC-BUTYLBENZENE		0.13	U		0.13	U		0.13	U		0.13	U	
STYRENE		0.11	U		0.11	U		0.11	U		0.11	U	
TERT-AMYL METHYL ETHER		0.067	U		0.067	U		0.067	U		0.067	U	
TERT-BUTYLBENZENE		0.13	U		0.13	U		0.13	U		0.13	U	
TERTIARY-BUTYL ALCOHOL		3.9	UR	C	3.9	UR	C	3.9	UR	C	3.9	UR	C
TETRACHLOROETHENE		0.29	U		0.29	U		0.29	U		0.29	U	
TOLUENE		0.13	U		0.13	U		0.13	U		0.13	U	
TOTAL XYLENES		0.28	U		0.28	U		0.28	U		0.28	U	
TRANS-1,2-DICHLOROETHENE		0.19	U		0.19	U		0.19	U		0.19	U	
TRANS-1,3-DICHLOROPROPENE		0.19	U		0.19	U		0.19	U		0.19	U	
TRICHLOROETHENE		0.91	J	P	1.6			1.3			1.3		
TRICHLOROFLUOROMETHANE		0.21	U		0.21	U		0.21	U		0.21	U	

PROJ_NO: 03292	NSAMPLE	MSA-SW42A-1-081611			MSA-SW42B-1-081611			MSA-SW42B-3-081611			MSA-SW42C-1-081611		
SDG: 240-2908-1	LAB_ID	240-2908-6			240-2908-8			240-2908-7			240-2908-11		
FRACTION: OV	SAMP_DATE	8/16/2011			8/16/2011			8/16/2011			8/16/2011		
MEDIA: WATER	QC_TYPE	NM			NM			NM			NM		
	UNITS	UG/L			UG/L			UG/L			UG/L		
	PCT_SOLIDS	0.0			0.0			0.0			0.0		
	DUP_OF												
PARAMETER		RESULT	VQL	QLCD	RESULT	VQL	QLCD	RESULT	VQL	QLCD	RESULT	VQL	QLCD
CARBON DISULFIDE		0.13	U		0.13	U		0.13	U		0.13	U	
CARBON TETRACHLORIDE		0.13	U		0.13	U		0.13	U		0.13	U	
CHLOROBENZENE		0.15	U		0.15	U		0.15	U		0.15	U	
CHLORODIBROMOMETHANE		0.18	U		0.18	U		0.18	U		0.18	U	
CHLOROETHANE		0.29	U		0.29	U		0.29	U		0.29	U	
CHLOROFORM		0.16	U		0.16	U		0.16	U		0.16	U	
CHLOROMETHANE		0.3	U		0.3	U		0.3	U		0.3	U	
CIS-1,2-DICHLOROETHENE		0.79	J	P	0.24	J	P	0.27	J	P	0.17	U	
CIS-1,3-DICHLOROPROPENE		0.14	U		0.14	U		0.14	U		0.14	U	
DIBROMOMETHANE		0.28	U		0.28	U		0.28	U		0.28	U	
DICHLORODIFLUOROMETHANE		0.31	U		0.31	U		0.31	U		0.31	U	
DIISOPROPYL ETHER		1.5	U		1.5	U		1.5	U		1.5	U	
ETHYL TERT-BUTYL ETHER		0.11	U		0.11	U		0.11	U		0.11	U	
ETHYLBENZENE		0.17	U		0.17	U		0.17	U		0.17	U	
HEXACHLOROBUTADIENE		0.3	U		0.3	U		0.3	U		0.3	U	
ISOPROPYLBENZENE		0.13	U		0.13	U		0.13	U		0.13	U	
M+P-XYLENES		0.24	U		0.24	U		0.24	U		0.24	U	
METHYL TERT-BUTYL ETHER		0.17	U		0.17	U		0.17	U		0.17	U	
METHYLENE CHLORIDE		0.33	U		0.33	U		0.33	U		0.33	U	
NAPHTHALENE		0.24	U		0.24	U		0.24	U		0.24	U	
N-BUTYLBENZENE		0.12	U		0.12	U		0.12	U		0.12	U	
N-PROPYLBENZENE		0.14	U		0.14	U		0.14	U		0.14	U	
O-XYLENE		0.14	U		0.14	U		0.14	U		0.14	U	
SEC-BUTYLBENZENE		0.13	U		0.13	U		0.13	U		0.13	U	
STYRENE		0.11	U		0.11	U		0.11	U		0.11	U	
TERT-AMYL METHYL ETHER		0.067	U		0.067	U		0.067	U		0.067	U	
TERT-BUTYLBENZENE		0.13	U		0.13	U		0.13	U		0.13	U	
TERTIARY-BUTYL ALCOHOL		3.9	UR	C	3.9	UR	C	3.9	UR	C	3.9	UR	C
TETRACHLOROETHENE		0.29	U		0.29	U		0.29	U		0.29	U	
TOLUENE		0.13	U		0.13	U		0.13	U		0.13	U	
TOTAL XYLENES		0.28	U		0.28	U		0.28	U		0.28	U	
TRANS-1,2-DICHLOROETHENE		0.19	U		0.19	U		0.19	U		0.19	U	
TRANS-1,3-DICHLOROPROPENE		0.19	U		0.19	U		0.19	U		0.19	U	
TRICHLOROETHENE		0.28	J	P	0.37	J	P	0.61	J	P	0.39	J	P
TRICHLOROFLUOROMETHANE		0.21	U		0.21	U		0.21	U		0.21	U	

PROJ_NO: 03292	NSAMPLE	MSA-SW42C-3-081611			MSA-SW42C-5-081611			MSA-SW43A-1-081611-LT			MSA-SW43B-1-081611-LT		
SDG: 240-2908-1	LAB_ID	240-2908-10			240-2908-9			240-2908-12			240-2908-14		
FRACTION: OV	SAMP_DATE	8/16/2011			8/16/2011			8/16/2011			8/16/2011		
MEDIA: WATER	QC_TYPE	NM			NM			NM			NM		
	UNITS	UG/L			UG/L			UG/L			UG/L		
	PCT_SOLIDS	0.0			0.0			0.0			0.0		
	DUP_OF												
PARAMETER		RESULT	VQL	QLCD	RESULT	VQL	QLCD	RESULT	VQL	QLCD	RESULT	VQL	QLCD
CARBON DISULFIDE		0.13	U		0.13	U		0.13	U		0.13	U	
CARBON TETRACHLORIDE		0.13	U		0.13	U		0.13	U		0.13	U	
CHLOROBENZENE		0.15	U		0.15	U		0.15	U		0.15	U	
CHLORODIBROMOMETHANE		0.18	U		0.18	U		0.18	U		0.18	U	
CHLOROETHANE		0.29	U		0.29	U		0.29	U		0.29	U	
CHLOROFORM		0.16	U		0.16	U		0.16	U		0.16	U	
CHLOROMETHANE		0.3	U		0.3	U		0.3	U		0.3	U	
CIS-1,2-DICHLOROETHENE		0.17	U		0.17	U		0.88	J	P	1		
CIS-1,3-DICHLOROPROPENE		0.14	U		0.14	U		0.14	U		0.14	U	
DIBROMOMETHANE		0.28	U		0.28	U		0.28	U		0.28	U	
DICHLORODIFLUOROMETHANE		0.31	U		0.31	U		0.31	U		0.31	U	
DIISOPROPYL ETHER		1.5	U		1.5	U		1.5	U		1.5	U	
ETHYL TERT-BUTYL ETHER		0.11	U		0.11	U		0.11	U		0.11	U	
ETHYLBENZENE		0.17	U		0.17	U		0.17	U		0.17	U	
HEXACHLOROBUTADIENE		0.3	U		0.3	U		0.3	U		0.3	U	
ISOPROPYLBENZENE		0.13	U		0.13	U		0.13	U		0.13	U	
M+P-XYLENES		0.24	U		0.24	U		0.24	U		0.24	U	
METHYL TERT-BUTYL ETHER		0.17	U		0.17	U		0.17	U		0.17	U	
METHYLENE CHLORIDE		0.33	U		0.33	U		0.33	U		0.33	U	
NAPHTHALENE		0.24	U		0.24	U		0.24	U		0.24	U	
N-BUTYLBENZENE		0.12	U		0.12	U		0.12	U		0.12	U	
N-PROPYLBENZENE		0.14	U		0.14	U		0.14	U		0.14	U	
O-XYLENE		0.14	U		0.14	U		0.14	U		0.14	U	
SEC-BUTYLBENZENE		0.13	U		0.13	U		0.13	U		0.13	U	
STYRENE		0.11	U		0.11	U		0.11	U		0.11	U	
TERT-AMYL METHYL ETHER		0.067	U		0.067	U		0.067	U		0.067	U	
TERT-BUTYLBENZENE		0.13	U		0.13	U		0.13	U		0.13	U	
TERTIARY-BUTYL ALCOHOL		3.9	UR	C	3.9	UR	C	3.9	UR	C	3.9	UR	C
TETRACHLOROETHENE		0.29	U		0.29	U		0.29	U		0.29	U	
TOLUENE		0.13	U		0.13	U		0.13	U		0.13	U	
TOTAL XYLENES		0.28	U		0.28	U		0.28	U		0.28	U	
TRANS-1,2-DICHLOROETHENE		0.19	U		0.19	U		0.19	U		0.19	U	
TRANS-1,3-DICHLOROPROPENE		0.19	U		0.19	U		0.19	U		0.19	U	
TRICHLOROETHENE		0.44	J	P	0.5	J	P	1.2			1.4		
TRICHLOROFLUOROMETHANE		0.21	U		0.21	U		0.21	U		0.21	U	

PROJ_NO: 03292	NSAMPLE	MSA-SW43B-3-081611-LT			MSA-SW43C-1-081611-LT			MSA-SW43C-2-081611-LT			MSA-SW43C-4-081611-LT		
SDG: 240-2908-1	LAB_ID	240-2908-13			240-2908-17			240-2908-16			240-2908-15		
FRACTION: OV	SAMP_DATE	8/16/2011			8/16/2011			8/16/2011			8/16/2011		
MEDIA: WATER	QC_TYPE	NM			NM			NM			NM		
	UNITS	UG/L			UG/L			UG/L			UG/L		
	PCT_SOLIDS	0.0			0.0			0.0			0.0		
	DUP_OF												
PARAMETER		RESULT	VQL	QLCD	RESULT	VQL	QLCD	RESULT	VQL	QLCD	RESULT	VQL	QLCD
CARBON DISULFIDE		0.13	U		0.13	U		0.13	U		0.13	U	
CARBON TETRACHLORIDE		0.13	U		0.13	U		0.13	U		0.13	U	
CHLOROBENZENE		0.15	U		0.15	U		0.15	U		0.15	U	
CHLORODIBROMOMETHANE		0.18	U		0.18	U		0.18	U		0.18	U	
CHLOROETHANE		0.29	U		0.29	U		0.29	U		0.29	U	
CHLOROFORM		0.16	U		0.16	U		0.16	U		0.16	U	
CHLOROMETHANE		0.3	U		0.3	U		0.3	U		0.3	U	
CIS-1,2-DICHLOROETHENE		0.74	J	P	0.17	U		0.17	U		0.17	U	
CIS-1,3-DICHLOROPROPENE		0.14	U		0.14	U		0.14	U		0.14	U	
DIBROMOMETHANE		0.28	U		0.28	U		0.28	U		0.28	U	
DICHLORODIFLUOROMETHANE		0.31	U		0.31	U		0.31	U		0.31	U	
DIISOPROPYL ETHER		1.5	U		1.5	U		1.5	U		1.5	U	
ETHYL TERT-BUTYL ETHER		0.11	U		0.11	U		0.11	U		0.11	U	
ETHYLBENZENE		0.17	U		0.17	U		0.17	U		0.17	U	
HEXACHLOROBUTADIENE		0.3	U		0.3	U		0.3	U		0.3	U	
ISOPROPYLBENZENE		0.13	U		0.13	U		0.13	U		0.13	U	
M+P-XYLENES		0.24	U		0.24	U		0.24	U		0.24	U	
METHYL TERT-BUTYL ETHER		0.17	U		0.17	U		0.17	U		0.17	U	
METHYLENE CHLORIDE		0.33	U		0.33	U		0.33	U		0.33	U	
NAPHTHALENE		0.24	U		0.24	U		0.24	U		0.24	U	
N-BUTYLBENZENE		0.12	U		0.12	U		0.12	U		0.12	U	
N-PROPYLBENZENE		0.14	U		0.14	U		0.14	U		0.14	U	
O-XYLENE		0.14	U		0.14	U		0.14	U		0.14	U	
SEC-BUTYLBENZENE		0.13	U		0.13	U		0.13	U		0.13	U	
STYRENE		0.11	U		0.11	U		0.11	U		0.11	U	
TERT-AMYL METHYL ETHER		0.067	U		0.067	U		0.067	U		0.067	U	
TERT-BUTYLBENZENE		0.13	U		0.13	U		0.13	U		0.13	U	
TERTIARY-BUTYL ALCOHOL		3.9	UR	C	3.9	UR	C	3.9	UR	C	3.9	UR	C
TETRACHLOROETHENE		0.29	U		0.29	U		0.29	U		0.29	U	
TOLUENE		0.13	U		0.13	U		0.18	J	P	0.24	J	P
TOTAL XYLENES		0.28	U		0.28	U		0.28	U		0.28	U	
TRANS-1,2-DICHLOROETHENE		0.19	U		0.19	U		0.19	U		0.19	U	
TRANS-1,3-DICHLOROPROPENE		0.19	U		0.19	U		0.19	U		0.19	U	
TRICHLOROETHENE		1.3			0.8	J	P	0.77	J	P	0.75	J	P
TRICHLOROFLUOROMETHANE		0.21	U		0.21	U		0.21	U		0.21	U	

PROJ_NO: 03292 SDG: 240-2908-1 FRACTION: OV MEDIA: WATER	NSAMPLE	MSA-SW40B-1-1081611			MSA-SW40B-2-081611			MSA-SW40C-1-081611			MSA-SW40C-3-081611		
	LAB_ID	240-2908-2			240-2908-1			240-2908-5			240-2908-4		
	SAMP_DATE	8/16/2011			8/16/2011			8/16/2011			8/16/2011		
	QC_TYPE	NM			NM			NM			NM		
	UNITS	UG/L			UG/L			UG/L			UG/L		
	PCT_SOLIDS	0.0			0.0			0.0			0.0		
	DUP_OF												
PARAMETER		RESULT	VQL	QLCD	RESULT	VQL	QLCD	RESULT	VQL	QLCD	RESULT	VQL	QLCD
VINYL ACETATE		0.19	UR	C	0.19	UR	C	0.19	UR	C	0.19	UR	C
VINYL CHLORIDE		0.64	J	P	0.6	J	P	0.22	U		0.22	U	

PROJ_NO: 03292	NSAMPLE	MSA-SW40C-5-081611			MSA-SW41A-1-081611-LT			MSA-SW41B-1-081611-LT			MSA-SW41B-3-081611-LT		
SDG: 240-2908-1	LAB_ID	240-2908-3			240-2908-18			240-2908-20			240-2908-19		
FRACTION: OV	SAMP_DATE	8/16/2011			8/16/2011			8/16/2011			8/16/2011		
MEDIA: WATER	QC_TYPE	NM			NM			NM			NM		
	UNITS	UG/L			UG/L			UG/L			UG/L		
	PCT_SOLIDS	0.0			0.0			0.0			0.0		
	DUP_OF												
PARAMETER		RESULT	VQL	QLCD	RESULT	VQL	QLCD	RESULT	VQL	QLCD	RESULT	VQL	QLCD
VINYL ACETATE		0.19	UR	C	0.19	UR	C	0.19	UR	C	0.19	UR	C
VINYL CHLORIDE		0.22	U		1.5			0.76	J	P	0.74	J	P

PROJ_NO: 03292	NSAMPLE	MSA-SW42A-1-081611			MSA-SW42B-1-081611			MSA-SW42B-3-081611			MSA-SW42C-1-081611		
SDG: 240-2908-1	LAB_ID	240-2908-6			240-2908-8			240-2908-7			240-2908-11		
FRACTION: OV	SAMP_DATE	8/16/2011			8/16/2011			8/16/2011			8/16/2011		
MEDIA: WATER	QC_TYPE	NM			NM			NM			NM		
	UNITS	UG/L			UG/L			UG/L			UG/L		
	PCT_SOLIDS	0.0			0.0			0.0			0.0		
	DUP_OF												
PARAMETER		RESULT	VQL	QLCD	RESULT	VQL	QLCD	RESULT	VQL	QLCD	RESULT	VQL	QLCD
VINYL ACETATE		0.19	UR	C	0.19	UR	C	0.19	UR	C	0.19	UR	C
VINYL CHLORIDE		1.6			0.55	J	P	0.22	U		0.22	U	

PROJ_NO: 03292	NSAMPLE	MSA-SW42C-3-081611			MSA-SW42C-5-081611			MSA-SW43A-1-081611-LT			MSA-SW43B-1-081611-LT		
SDG: 240-2908-1	LAB_ID	240-2908-10			240-2908-9			240-2908-12			240-2908-14		
FRACTION: OV	SAMP_DATE	8/16/2011			8/16/2011			8/16/2011			8/16/2011		
MEDIA: WATER	QC_TYPE	NM			NM			NM			NM		
	UNITS	UG/L			UG/L			UG/L			UG/L		
	PCT_SOLIDS	0.0			0.0			0.0			0.0		
	DUP_OF												
PARAMETER		RESULT	VQL	QLCD	RESULT	VQL	QLCD	RESULT	VQL	QLCD	RESULT	VQL	QLCD
VINYL ACETATE		0.19	UR	C	0.19	UR	C	0.19	UR	C	0.19	UR	C
VINYL CHLORIDE		0.22	U		0.22	U		0.34	J	P	0.72	J	P

PROJ_NO: 03292	NSAMPLE	MSA-SW43B-3-081611-LT			MSA-SW43C-1-081611-LT			MSA-SW43C-2-081611-LT			MSA-SW43C-4-081611-LT		
SDG: 240-2908-1	LAB_ID	240-2908-13			240-2908-17			240-2908-16			240-2908-15		
FRACTION: OV	SAMP_DATE	8/16/2011			8/16/2011			8/16/2011			8/16/2011		
MEDIA: WATER	QC_TYPE	NM			NM			NM			NM		
	UNITS	UG/L			UG/L			UG/L			UG/L		
	PCT_SOLIDS	0.0			0.0			0.0			0.0		
	DUP_OF												
PARAMETER		RESULT	VQL	QLCD	RESULT	VQL	QLCD	RESULT	VQL	QLCD	RESULT	VQL	QLCD
VINYL ACETATE		0.19	UR	C	0.19	UR	C	0.19	UR	C	0.19	UR	C
VINYL CHLORIDE		0.65	J	P	0.22	U		0.31	J	P	0.22	U	

APPENDIX B
RESULTS AS REPORTED BY THE LABORATORY

FORM I
GC/MS VOA ORGANICS ANALYSIS DATA SHEET

Lab Name: TestAmerica North Canton
Job No.: 240-2908-1
SDG No.:
Client Sample ID: MSA-SW40B-1-1081611
Lab Sample ID: 240-2908-2
Matrix: Water
Lab File ID: UXM8295.D
Analysis Method: 8260B
Date Collected: 08/16/2011 11:34
Sample wt/vol: 5(mL)
Date Analyzed: 08/18/2011 16:11
Soil Aliquot Vol:
Dilution Factor: 1
Soil Extract Vol.:
GC Column: DB-624 ID: 0.18(mm)
% Moisture:
Level: (low/med) Low
Analysis Batch No.: 12486
Units: ug/L

CAS NO.	COMPOUND NAME	RESULT	Q	RL	MDL
67-64-1	Acetone	5.0	U	5.0	1.1
71-43-2	Benzene	1.0	U	1.0	0.13
108-86-1	Bromobenzene	1.0	U	1.0	0.13
74-97-5	Bromochloromethane	1.0	U	1.0	0.29
75-27-4	Bromodichloromethane	1.0	U	1.0	0.15
75-25-2	Bromoform	1.0	U	1.0	0.64
74-83-9	Bromomethane	1.0	U	1.0	0.41
78-93-3	2-Butanone	5.0	U	5.0	0.57
75-15-0	Carbon disulfide	1.0	U	1.0	0.13
56-23-5	Carbon tetrachloride	1.0	U	1.0	0.13
108-90-7	Chlorobenzene	1.0	U	1.0	0.15
75-00-3	Chloroethane	1.0	U	1.0	0.29
110-75-8	2-Chloroethyl vinyl ether	10	U	10	0.99
67-66-3	Chloroform	1.0	U	1.0	0.16
74-87-3	Chloromethane	1.0	U	1.0	0.30
95-49-8	2-Chlorotoluene	1.0	U	1.0	0.11
106-43-4	4-Chlorotoluene	1.0	U	1.0	0.18
156-59-2	cis-1,2-Dichloroethene	1.0	U	1.0	0.17
10061-01-5	cis-1,3-Dichloropropene	1.0	U	1.0	0.14
124-48-1	Dibromochloromethane	1.0	U	1.0	0.18
96-12-8	1,2-Dibromo-3-Chloropropane	5.0	U	5.0	0.67
106-93-4	1,2-Dibromoethane	1.0	U	1.0	0.24
74-95-3	Dibromomethane	1.0	U	1.0	0.28
95-50-1	1,2-Dichlorobenzene	1.0	U	1.0	0.13
541-73-1	1,3-Dichlorobenzene	1.0	U	1.0	0.14
106-46-7	1,4-Dichlorobenzene	1.0	U	1.0	0.13
75-71-8	Dichlorodifluoromethane	1.0	U	1.0	0.31
75-34-3	1,1-Dichloroethane	1.0	U	1.0	0.15
107-06-2	1,2-Dichloroethane	1.0	U	1.0	0.22
75-35-4	1,1-Dichloroethene	1.0	U	1.0	0.19
78-87-5	1,2-Dichloropropane	1.0	U	1.0	0.18
142-28-9	1,3-Dichloropropane	1.0	U	1.0	0.16
594-20-7	2,2-Dichloropropane	1.0	U	1.0	0.13
563-58-6	1,1-Dichloropropene	1.0	U	1.0	0.13
108-20-3	Diisopropyl ether	5.0	U	5.0	1.5
100-41-4	Ethylbenzene	1.0	U	1.0	0.17

FORM I
GC/MS VOA ORGANICS ANALYSIS DATA SHEET

Lab Name: TestAmerica North Canton
Job No.: 240-2908-1
SDG No.:
Client Sample ID: MSA-SW40B-1-1081611
Lab Sample ID: 240-2908-2
Matrix: Water
Lab File ID: UXM8295.D
Analysis Method: 8260B
Date Collected: 08/16/2011 11:34
Sample wt/vol: 5(mL)
Date Analyzed: 08/18/2011 16:11
Soil Aliquot Vol:
Dilution Factor: 1
Soil Extract Vol.:
GC Column: DB-624 ID: 0.18(mm)
% Moisture:
Level: (low/med) Low
Analysis Batch No.: 12486
Units: ug/L

CAS NO.	COMPOUND NAME	RESULT	Q	RL	MDL
637-92-3	Ethyl-t-butyl ether (ETBE)	5.0	U	5.0	0.11
87-68-3	Hexachlorobutadiene	1.0	U	1.0	0.30
591-78-6	2-Hexanone	5.0	U	5.0	0.41
98-82-8	Isopropylbenzene	1.0	U	1.0	0.13
75-09-2	Methylene Chloride	1.0	U	1.0	0.33
108-10-1	4-Methyl-2-pentanone	5.0	U	5.0	0.32
1634-04-4	Methyl tert-butyl ether	5.0	U	5.0	0.17
179601-23-1	m-Xylene & p-Xylene	2.0	U	2.0	0.24
91-20-3	Naphthalene	1.0	U	1.0	0.24
104-51-8	n-Butylbenzene	1.0	U	1.0	0.12
103-65-1	n-Propylbenzene	1.0	U	1.0	0.14
95-47-6	o-Xylene	1.0	U	1.0	0.14
99-87-6	p-Isopropyltoluene	1.0	U	1.0	0.12
135-98-8	sec-Butylbenzene	1.0	U	1.0	0.13
100-42-5	Styrene	1.0	U	1.0	0.11
994-05-8	Tert-amyl-methyl ether (TAME)	5.0	U	5.0	0.067
75-65-0	tert-Butyl alcohol	20	U	20	3.9
98-06-6	tert-Butylbenzene	1.0	U	1.0	0.13
630-20-6	1,1,1,2-Tetrachloroethane	1.0	U	1.0	0.23
79-34-5	1,1,2,2-Tetrachloroethane	1.0	U	1.0	0.18
127-18-4	Tetrachloroethene	1.0	U	1.0	0.29
108-88-3	Toluene	1.0	U	1.0	0.13
156-60-5	trans-1,2-Dichloroethene	1.0	U	1.0	0.19
10061-02-6	trans-1,3-Dichloropropene	1.0	U	1.0	0.19
87-61-6	1,2,3-Trichlorobenzene	1.0	U	1.0	0.17
120-82-1	1,2,4-Trichlorobenzene	1.0	U	1.0	0.15
71-55-6	1,1,1-Trichloroethane	1.0	U	1.0	0.22
79-01-6	Trichloroethene	1.1		1.0	0.17
75-69-4	Trichlorofluoromethane	1.0	U	1.0	0.21
96-18-4	1,2,3-Trichloropropane	1.0	U	1.0	0.43
76-13-1	1,1,2-Trichloro-1,2,2-trichfluoroethane	1.0	U	1.0	0.28
526-73-8	1,2,3-Trimethylbenzene	5.0	U	5.0	0.0059
95-63-6	1,2,4-Trimethylbenzene	1.0	U	1.0	0.12
108-05-4	Vinyl acetate	2.0	U *	2.0	0.19
75-01-4	Vinyl chloride	0.64	J	1.0	0.22

FORM I
GC/MS VOA ORGANICS ANALYSIS DATA SHEET

Lab Name: TestAmerica North Canton
Job No.: 240-2908-1
SDG No.:
Client Sample ID: MSA-SW40B-1-1081611
Lab Sample ID: 240-2908-2
Matrix: Water
Lab File ID: UXM8295.D
Analysis Method: 8260B
Date Collected: 08/16/2011 11:34
Sample wt/vol: 5(mL)
Date Analyzed: 08/18/2011 16:11
Soil Aliquot Vol:
Dilution Factor: 1
Soil Extract Vol.:
GC Column: DB-624 ID: 0.18(mm)
% Moisture:
Level: (low/med) Low
Analysis Batch No.: 12486
Units: ug/L

CAS NO.	COMPOUND NAME	RESULT	Q	RL	MDL
1330-20-7	Xylenes, Total	2.0	U	2.0	0.28

CAS NO.	SURROGATE	%REC	Q	LIMITS
460-00-4	4-Bromofluorobenzene (Surr)	90		66-117
1868-53-7	Dibromofluoromethane (Surr)	104		75-121
17060-07-0	1,2-Dichloroethane-d4 (Surr)	107		63-129
2037-26-5	Toluene-d8 (Surr)	91		74-115

FORM I
GC/MS VOA ORGANICS ANALYSIS DATA SHEET

Lab Name: TestAmerica North Canton
Job No.: 240-2908-1
SDG No.:
Client Sample ID: MSA-SW40B-2-081611
Lab Sample ID: 240-2908-1
Matrix: Water
Lab File ID: UXM8294.D
Analysis Method: 8260B
Date Collected: 08/16/2011 11:30
Sample wt/vol: 5(mL)
Date Analyzed: 08/18/2011 15:48
Soil Aliquot Vol:
Dilution Factor: 1
Soil Extract Vol.:
GC Column: DB-624 ID: 0.18(mm)
% Moisture:
Level: (low/med) Low
Analysis Batch No.: 12486
Units: ug/L

CAS NO.	COMPOUND NAME	RESULT	Q	RL	MDL
67-64-1	Acetone	5.0	U	5.0	1.1
71-43-2	Benzene	1.0	U	1.0	0.13
108-86-1	Bromobenzene	1.0	U	1.0	0.13
74-97-5	Bromochloromethane	1.0	U	1.0	0.29
75-27-4	Bromodichloromethane	1.0	U	1.0	0.15
75-25-2	Bromoform	1.0	U	1.0	0.64
74-83-9	Bromomethane	1.0	U	1.0	0.41
78-93-3	2-Butanone	5.0	U	5.0	0.57
75-15-0	Carbon disulfide	1.0	U	1.0	0.13
56-23-5	Carbon tetrachloride	1.0	U	1.0	0.13
108-90-7	Chlorobenzene	1.0	U	1.0	0.15
75-00-3	Chloroethane	1.0	U	1.0	0.29
110-75-8	2-Chloroethyl vinyl ether	10	U	10	0.99
67-66-3	Chloroform	1.0	U	1.0	0.16
74-87-3	Chloromethane	1.0	U	1.0	0.30
95-49-8	2-Chlorotoluene	1.0	U	1.0	0.11
106-43-4	4-Chlorotoluene	1.0	U	1.0	0.18
156-59-2	cis-1,2-Dichloroethene	0.42	J	1.0	0.17
10061-01-5	cis-1,3-Dichloropropene	1.0	U	1.0	0.14
124-48-1	Dibromochloromethane	1.0	U	1.0	0.18
96-12-8	1,2-Dibromo-3-Chloropropane	5.0	U	5.0	0.67
106-93-4	1,2-Dibromoethane	1.0	U	1.0	0.24
74-95-3	Dibromomethane	1.0	U	1.0	0.28
95-50-1	1,2-Dichlorobenzene	1.0	U	1.0	0.13
541-73-1	1,3-Dichlorobenzene	1.0	U	1.0	0.14
106-46-7	1,4-Dichlorobenzene	1.0	U	1.0	0.13
75-71-8	Dichlorodifluoromethane	1.0	U	1.0	0.31
75-34-3	1,1-Dichloroethane	1.0	U	1.0	0.15
107-06-2	1,2-Dichloroethane	1.0	U	1.0	0.22
75-35-4	1,1-Dichloroethene	1.0	U	1.0	0.19
78-87-5	1,2-Dichloropropane	1.0	U	1.0	0.18
142-28-9	1,3-Dichloropropane	1.0	U	1.0	0.16
594-20-7	2,2-Dichloropropane	1.0	U	1.0	0.13
563-58-6	1,1-Dichloropropene	1.0	U	1.0	0.13
108-20-3	Diisopropyl ether	5.0	U	5.0	1.5
100-41-4	Ethylbenzene	1.0	U	1.0	0.17

FORM I
GC/MS VOA ORGANICS ANALYSIS DATA SHEET

Lab Name: TestAmerica North Canton
Job No.: 240-2908-1
SDG No.:
Client Sample ID: MSA-SW40B-2-081611
Lab Sample ID: 240-2908-1
Matrix: Water
Lab File ID: UXM8294.D
Analysis Method: 8260B
Date Collected: 08/16/2011 11:30
Sample wt/vol: 5(mL)
Date Analyzed: 08/18/2011 15:48
Soil Aliquot Vol:
Dilution Factor: 1
Soil Extract Vol.:
GC Column: DB-624 ID: 0.18(mm)
% Moisture:
Level: (low/med) Low
Analysis Batch No.: 12486
Units: ug/L

CAS NO.	COMPOUND NAME	RESULT	Q	RL	MDL
637-92-3	Ethyl-t-butyl ether (ETBE)	5.0	U	5.0	0.11
87-68-3	Hexachlorobutadiene	1.0	U	1.0	0.30
591-78-6	2-Hexanone	5.0	U	5.0	0.41
98-82-8	Isopropylbenzene	1.0	U	1.0	0.13
75-09-2	Methylene Chloride	1.0	U	1.0	0.33
108-10-1	4-Methyl-2-pentanone	5.0	U	5.0	0.32
1634-04-4	Methyl tert-butyl ether	5.0	U	5.0	0.17
179601-23-1	m-Xylene & p-Xylene	2.0	U	2.0	0.24
91-20-3	Naphthalene	1.0	U	1.0	0.24
104-51-8	n-Butylbenzene	1.0	U	1.0	0.12
103-65-1	n-Propylbenzene	1.0	U	1.0	0.14
95-47-6	o-Xylene	1.0	U	1.0	0.14
99-87-6	p-Isopropyltoluene	1.0	U	1.0	0.12
135-98-8	sec-Butylbenzene	1.0	U	1.0	0.13
100-42-5	Styrene	1.0	U	1.0	0.11
994-05-8	Tert-amyl-methyl ether (TAME)	5.0	U	5.0	0.067
75-65-0	tert-Butyl alcohol	20	U	20	3.9
98-06-6	tert-Butylbenzene	1.0	U	1.0	0.13
630-20-6	1,1,1,2-Tetrachloroethane	1.0	U	1.0	0.23
79-34-5	1,1,2,2-Tetrachloroethane	1.0	U	1.0	0.18
127-18-4	Tetrachloroethene	1.0	U	1.0	0.29
108-88-3	Toluene	1.0	U	1.0	0.13
156-60-5	trans-1,2-Dichloroethene	1.0	U	1.0	0.19
10061-02-6	trans-1,3-Dichloropropene	1.0	U	1.0	0.19
87-61-6	1,2,3-Trichlorobenzene	1.0	U	1.0	0.17
120-82-1	1,2,4-Trichlorobenzene	1.0	U	1.0	0.15
71-55-6	1,1,1-Trichloroethane	1.0	U	1.0	0.22
79-01-6	Trichloroethene	1.1		1.0	0.17
75-69-4	Trichlorofluoromethane	1.0	U	1.0	0.21
96-18-4	1,2,3-Trichloropropane	1.0	U	1.0	0.43
76-13-1	1,1,2-Trichloro-1,2,2-trichfluoroethane	1.0	U	1.0	0.28
526-73-8	1,2,3-Trimethylbenzene	5.0	U	5.0	0.0059
95-63-6	1,2,4-Trimethylbenzene	1.0	U	1.0	0.12
108-05-4	Vinyl acetate	2.0	U *	2.0	0.19
75-01-4	Vinyl chloride	0.60	J	1.0	0.22

FORM I
GC/MS VOA ORGANICS ANALYSIS DATA SHEET

Lab Name: TestAmerica North Canton
Job No.: 240-2908-1
SDG No.:
Client Sample ID: MSA-SW40B-2-081611
Lab Sample ID: 240-2908-1
Matrix: Water
Lab File ID: UXM8294.D
Analysis Method: 8260B
Date Collected: 08/16/2011 11:30
Sample wt/vol: 5(mL)
Date Analyzed: 08/18/2011 15:48
Soil Aliquot Vol:
Dilution Factor: 1
Soil Extract Vol.:
GC Column: DB-624 ID: 0.18(mm)
% Moisture:
Level: (low/med) Low
Analysis Batch No.: 12486
Units: ug/L

CAS NO.	COMPOUND NAME	RESULT	Q	RL	MDL
1330-20-7	Xylenes, Total	2.0	U	2.0	0.28

CAS NO.	SURROGATE	%REC	Q	LIMITS
460-00-4	4-Bromofluorobenzene (Surr)	87		66-117
1868-53-7	Dibromofluoromethane (Surr)	97		75-121
17060-07-0	1,2-Dichloroethane-d4 (Surr)	106		63-129
2037-26-5	Toluene-d8 (Surr)	91		74-115

FORM I
GC/MS VOA ORGANICS ANALYSIS DATA SHEET

Lab Name: TestAmerica North Canton
Job No.: 240-2908-1
SDG No.:
Client Sample ID: MSA-SW40C-1-081611
Lab Sample ID: 240-2908-5
Matrix: Water
Lab File ID: UXM8298.D
Analysis Method: 8260B
Date Collected: 08/16/2011 11:45
Sample wt/vol: 5(mL)
Date Analyzed: 08/18/2011 17:18
Soil Aliquot Vol:
Dilution Factor: 1
Soil Extract Vol.:
GC Column: DB-624 ID: 0.18(mm)
% Moisture:
Level: (low/med) Low
Analysis Batch No.: 12486
Units: ug/L

CAS NO.	COMPOUND NAME	RESULT	Q	RL	MDL
67-64-1	Acetone	5.0	U	5.0	1.1
71-43-2	Benzene	1.0	U	1.0	0.13
108-86-1	Bromobenzene	1.0	U	1.0	0.13
74-97-5	Bromochloromethane	1.0	U	1.0	0.29
75-27-4	Bromodichloromethane	1.0	U	1.0	0.15
75-25-2	Bromoform	1.0	U	1.0	0.64
74-83-9	Bromomethane	1.0	U	1.0	0.41
78-93-3	2-Butanone	5.0	U	5.0	0.57
75-15-0	Carbon disulfide	1.0	U	1.0	0.13
56-23-5	Carbon tetrachloride	1.0	U	1.0	0.13
108-90-7	Chlorobenzene	1.0	U	1.0	0.15
75-00-3	Chloroethane	1.0	U	1.0	0.29
110-75-8	2-Chloroethyl vinyl ether	10	U	10	0.99
67-66-3	Chloroform	1.0	U	1.0	0.16
74-87-3	Chloromethane	1.0	U	1.0	0.30
95-49-8	2-Chlorotoluene	1.0	U	1.0	0.11
106-43-4	4-Chlorotoluene	1.0	U	1.0	0.18
156-59-2	cis-1,2-Dichloroethene	1.0	U	1.0	0.17
10061-01-5	cis-1,3-Dichloropropene	1.0	U	1.0	0.14
124-48-1	Dibromochloromethane	1.0	U	1.0	0.18
96-12-8	1,2-Dibromo-3-Chloropropane	5.0	U	5.0	0.67
106-93-4	1,2-Dibromoethane	1.0	U	1.0	0.24
74-95-3	Dibromomethane	1.0	U	1.0	0.28
95-50-1	1,2-Dichlorobenzene	1.0	U	1.0	0.13
541-73-1	1,3-Dichlorobenzene	1.0	U	1.0	0.14
106-46-7	1,4-Dichlorobenzene	1.0	U	1.0	0.13
75-71-8	Dichlorodifluoromethane	1.0	U	1.0	0.31
75-34-3	1,1-Dichloroethane	1.0	U	1.0	0.15
107-06-2	1,2-Dichloroethane	1.0	U	1.0	0.22
75-35-4	1,1-Dichloroethene	1.0	U	1.0	0.19
78-87-5	1,2-Dichloropropane	1.0	U	1.0	0.18
142-28-9	1,3-Dichloropropane	1.0	U	1.0	0.16
594-20-7	2,2-Dichloropropane	1.0	U	1.0	0.13
563-58-6	1,1-Dichloropropene	1.0	U	1.0	0.13
108-20-3	Diisopropyl ether	5.0	U	5.0	1.5
100-41-4	Ethylbenzene	1.0	U	1.0	0.17

FORM I
GC/MS VOA ORGANICS ANALYSIS DATA SHEET

Lab Name: TestAmerica North Canton
Job No.: 240-2908-1
SDG No.:
Client Sample ID: MSA-SW40C-1-081611
Lab Sample ID: 240-2908-5
Matrix: Water
Lab File ID: UXM8298.D
Analysis Method: 8260B
Date Collected: 08/16/2011 11:45
Sample wt/vol: 5(mL)
Date Analyzed: 08/18/2011 17:18
Soil Aliquot Vol:
Dilution Factor: 1
Soil Extract Vol.:
GC Column: DB-624 ID: 0.18(mm)
% Moisture:
Level: (low/med) Low
Analysis Batch No.: 12486
Units: ug/L

CAS NO.	COMPOUND NAME	RESULT	Q	RL	MDL
637-92-3	Ethyl-t-butyl ether (ETBE)	5.0	U	5.0	0.11
87-68-3	Hexachlorobutadiene	1.0	U	1.0	0.30
591-78-6	2-Hexanone	5.0	U	5.0	0.41
98-82-8	Isopropylbenzene	1.0	U	1.0	0.13
75-09-2	Methylene Chloride	1.0	U	1.0	0.33
108-10-1	4-Methyl-2-pentanone	5.0	U	5.0	0.32
1634-04-4	Methyl tert-butyl ether	5.0	U	5.0	0.17
179601-23-1	m-Xylene & p-Xylene	2.0	U	2.0	0.24
91-20-3	Naphthalene	1.0	U	1.0	0.24
104-51-8	n-Butylbenzene	1.0	U	1.0	0.12
103-65-1	n-Propylbenzene	1.0	U	1.0	0.14
95-47-6	o-Xylene	1.0	U	1.0	0.14
99-87-6	p-Isopropyltoluene	1.0	U	1.0	0.12
135-98-8	sec-Butylbenzene	1.0	U	1.0	0.13
100-42-5	Styrene	1.0	U	1.0	0.11
994-05-8	Tert-amyl-methyl ether (TAME)	5.0	U	5.0	0.067
75-65-0	tert-Butyl alcohol	20	U	20	3.9
98-06-6	tert-Butylbenzene	1.0	U	1.0	0.13
630-20-6	1,1,1,2-Tetrachloroethane	1.0	U	1.0	0.23
79-34-5	1,1,2,2-Tetrachloroethane	1.0	U	1.0	0.18
127-18-4	Tetrachloroethene	1.0	U	1.0	0.29
108-88-3	Toluene	0.14	J	1.0	0.13
156-60-5	trans-1,2-Dichloroethene	1.0	U	1.0	0.19
10061-02-6	trans-1,3-Dichloropropene	1.0	U	1.0	0.19
87-61-6	1,2,3-Trichlorobenzene	1.0	U	1.0	0.17
120-82-1	1,2,4-Trichlorobenzene	1.0	U	1.0	0.15
71-55-6	1,1,1-Trichloroethane	1.0	U	1.0	0.22
79-01-6	Trichloroethene	0.43	J	1.0	0.17
75-69-4	Trichlorofluoromethane	1.0	U	1.0	0.21
96-18-4	1,2,3-Trichloropropane	1.0	U	1.0	0.43
76-13-1	1,1,2-Trichloro-1,2,2-trichfluoroethane	1.0	U	1.0	0.28
526-73-8	1,2,3-Trimethylbenzene	5.0	U	5.0	0.0059
95-63-6	1,2,4-Trimethylbenzene	1.0	U	1.0	0.12
108-05-4	Vinyl acetate	2.0	U *	2.0	0.19
75-01-4	Vinyl chloride	1.0	U	1.0	0.22

FORM I
GC/MS VOA ORGANICS ANALYSIS DATA SHEET

Lab Name: TestAmerica North Canton | Job No.: 240-2908-1

SDG No.:

Client Sample ID: MSA-SW40C-1-081611 | Lab Sample ID: 240-2908-5

Matrix: Water | Lab File ID: UXM8298.D

Analysis Method: 8260B | Date Collected: 08/16/2011 11:45

Sample wt/vol: 5(mL) | Date Analyzed: 08/18/2011 17:18

Soil Aliquot Vol: | Dilution Factor: 1

Soil Extract Vol.: | GC Column: DB-624 ID: 0.18(mm)

% Moisture: | Level: (low/med) Low

Analysis Batch No.: 12486 | Units: ug/L

CAS NO.	COMPOUND NAME	RESULT	Q	RL	MDL
1330-20-7	Xylenes, Total	2.0	U	2.0	0.28

CAS NO.	SURROGATE	%REC	Q	LIMITS
460-00-4	4-Bromofluorobenzene (Surr)	89		66-117
1868-53-7	Dibromofluoromethane (Surr)	102		75-121
17060-07-0	1,2-Dichloroethane-d4 (Surr)	109		63-129
2037-26-5	Toluene-d8 (Surr)	91		74-115

FORM I
GC/MS VOA ORGANICS ANALYSIS DATA SHEET

Lab Name: TestAmerica North Canton
Job No.: 240-2908-1
SDG No.:
Client Sample ID: MSA-SW40C-3-081611
Lab Sample ID: 240-2908-4
Matrix: Water
Lab File ID: UXM8297.D
Analysis Method: 8260B
Date Collected: 08/16/2011 11:43
Sample wt/vol: 5(mL)
Date Analyzed: 08/18/2011 16:56
Soil Aliquot Vol:
Dilution Factor: 1
Soil Extract Vol.:
GC Column: DB-624 ID: 0.18(mm)
% Moisture:
Level: (low/med) Low
Analysis Batch No.: 12486
Units: ug/L

CAS NO.	COMPOUND NAME	RESULT	Q	RL	MDL
67-64-1	Acetone	5.0	U	5.0	1.1
71-43-2	Benzene	1.0	U	1.0	0.13
108-86-1	Bromobenzene	1.0	U	1.0	0.13
74-97-5	Bromochloromethane	1.0	U	1.0	0.29
75-27-4	Bromodichloromethane	1.0	U	1.0	0.15
75-25-2	Bromoform	1.0	U	1.0	0.64
74-83-9	Bromomethane	1.0	U	1.0	0.41
78-93-3	2-Butanone	5.0	U	5.0	0.57
75-15-0	Carbon disulfide	1.0	U	1.0	0.13
56-23-5	Carbon tetrachloride	1.0	U	1.0	0.13
108-90-7	Chlorobenzene	1.0	U	1.0	0.15
75-00-3	Chloroethane	1.0	U	1.0	0.29
110-75-8	2-Chloroethyl vinyl ether	10	U	10	0.99
67-66-3	Chloroform	1.0	U	1.0	0.16
74-87-3	Chloromethane	1.0	U	1.0	0.30
95-49-8	2-Chlorotoluene	1.0	U	1.0	0.11
106-43-4	4-Chlorotoluene	1.0	U	1.0	0.18
156-59-2	cis-1,2-Dichloroethene	1.0	U	1.0	0.17
10061-01-5	cis-1,3-Dichloropropene	1.0	U	1.0	0.14
124-48-1	Dibromochloromethane	1.0	U	1.0	0.18
96-12-8	1,2-Dibromo-3-Chloropropane	5.0	U	5.0	0.67
106-93-4	1,2-Dibromoethane	1.0	U	1.0	0.24
74-95-3	Dibromomethane	1.0	U	1.0	0.28
95-50-1	1,2-Dichlorobenzene	1.0	U	1.0	0.13
541-73-1	1,3-Dichlorobenzene	1.0	U	1.0	0.14
106-46-7	1,4-Dichlorobenzene	1.0	U	1.0	0.13
75-71-8	Dichlorodifluoromethane	1.0	U	1.0	0.31
75-34-3	1,1-Dichloroethane	1.0	U	1.0	0.15
107-06-2	1,2-Dichloroethane	1.0	U	1.0	0.22
75-35-4	1,1-Dichloroethene	1.0	U	1.0	0.19
78-87-5	1,2-Dichloropropane	1.0	U	1.0	0.18
142-28-9	1,3-Dichloropropane	1.0	U	1.0	0.16
594-20-7	2,2-Dichloropropane	1.0	U	1.0	0.13
563-58-6	1,1-Dichloropropene	1.0	U	1.0	0.13
108-20-3	Diisopropyl ether	5.0	U	5.0	1.5
100-41-4	Ethylbenzene	1.0	U	1.0	0.17

FORM I
GC/MS VOA ORGANICS ANALYSIS DATA SHEET

Lab Name: TestAmerica North Canton
Job No.: 240-2908-1
SDG No.:
Client Sample ID: MSA-SW40C-3-081611
Lab Sample ID: 240-2908-4
Matrix: Water
Lab File ID: UXM8297.D
Analysis Method: 8260B
Date Collected: 08/16/2011 11:43
Sample wt/vol: 5(mL)
Date Analyzed: 08/18/2011 16:56
Soil Aliquot Vol:
Dilution Factor: 1
Soil Extract Vol.:
GC Column: DB-624 ID: 0.18(mm)
% Moisture:
Level: (low/med) Low
Analysis Batch No.: 12486
Units: ug/L

CAS NO.	COMPOUND NAME	RESULT	Q	RL	MDL
637-92-3	Ethyl-t-butyl ether (ETBE)	5.0	U	5.0	0.11
87-68-3	Hexachlorobutadiene	1.0	U	1.0	0.30
591-78-6	2-Hexanone	5.0	U	5.0	0.41
98-82-8	Isopropylbenzene	1.0	U	1.0	0.13
75-09-2	Methylene Chloride	1.0	U	1.0	0.33
108-10-1	4-Methyl-2-pentanone	5.0	U	5.0	0.32
1634-04-4	Methyl tert-butyl ether	5.0	U	5.0	0.17
179601-23-1	m-Xylene & p-Xylene	2.0	U	2.0	0.24
91-20-3	Naphthalene	1.0	U	1.0	0.24
104-51-8	n-Butylbenzene	1.0	U	1.0	0.12
103-65-1	n-Propylbenzene	1.0	U	1.0	0.14
95-47-6	o-Xylene	1.0	U	1.0	0.14
99-87-6	p-Isopropyltoluene	1.0	U	1.0	0.12
135-98-8	sec-Butylbenzene	1.0	U	1.0	0.13
100-42-5	Styrene	1.0	U	1.0	0.11
994-05-8	Tert-amyl-methyl ether (TAME)	5.0	U	5.0	0.067
75-65-0	tert-Butyl alcohol	20	U	20	3.9
98-06-6	tert-Butylbenzene	1.0	U	1.0	0.13
630-20-6	1,1,1,2-Tetrachloroethane	1.0	U	1.0	0.23
79-34-5	1,1,2,2-Tetrachloroethane	1.0	U	1.0	0.18
127-18-4	Tetrachloroethene	1.0	U	1.0	0.29
108-88-3	Toluene	0.13	J	1.0	0.13
156-60-5	trans-1,2-Dichloroethene	1.0	U	1.0	0.19
10061-02-6	trans-1,3-Dichloropropene	1.0	U	1.0	0.19
87-61-6	1,2,3-Trichlorobenzene	1.0	U	1.0	0.17
120-82-1	1,2,4-Trichlorobenzene	1.0	U	1.0	0.15
71-55-6	1,1,1-Trichloroethane	1.0	U	1.0	0.22
79-01-6	Trichloroethene	0.49	J	1.0	0.17
75-69-4	Trichlorofluoromethane	1.0	U	1.0	0.21
96-18-4	1,2,3-Trichloropropane	1.0	U	1.0	0.43
76-13-1	1,1,2-Trichloro-1,2,2-trichfluoroethane	1.0	U	1.0	0.28
526-73-8	1,2,3-Trimethylbenzene	5.0	U	5.0	0.0059
95-63-6	1,2,4-Trimethylbenzene	1.0	U	1.0	0.12
108-05-4	Vinyl acetate	2.0	U *	2.0	0.19
75-01-4	Vinyl chloride	1.0	U	1.0	0.22

FORM I
GC/MS VOA ORGANICS ANALYSIS DATA SHEET

Lab Name: TestAmerica North Canton
Job No.: 240-2908-1
SDG No.:
Client Sample ID: MSA-SW40C-3-081611
Lab Sample ID: 240-2908-4
Matrix: Water
Lab File ID: UXM8297.D
Analysis Method: 8260B
Date Collected: 08/16/2011 11:43
Sample wt/vol: 5(mL)
Date Analyzed: 08/18/2011 16:56
Soil Aliquot Vol:
Dilution Factor: 1
Soil Extract Vol.:
GC Column: DB-624 ID: 0.18(mm)
% Moisture:
Level: (low/med) Low
Analysis Batch No.: 12486
Units: ug/L

CAS NO.	COMPOUND NAME	RESULT	Q	RL	MDL
1330-20-7	Xylenes, Total	2.0	U	2.0	0.28

CAS NO.	SURROGATE	%REC	Q	LIMITS
460-00-4	4-Bromofluorobenzene (Surr)	92		66-117
1868-53-7	Dibromofluoromethane (Surr)	100		75-121
17060-07-0	1,2-Dichloroethane-d4 (Surr)	108		63-129
2037-26-5	Toluene-d8 (Surr)	91		74-115

FORM I
GC/MS VOA ORGANICS ANALYSIS DATA SHEET

Lab Name: TestAmerica North Canton
Job No.: 240-2908-1
SDG No.:
Client Sample ID: MSA-SW40C-5-081611
Lab Sample ID: 240-2908-3
Matrix: Water
Lab File ID: UXM8296.D
Analysis Method: 8260B
Date Collected: 08/16/2011 11:40
Sample wt/vol: 5(mL)
Date Analyzed: 08/18/2011 16:33
Soil Aliquot Vol:
Dilution Factor: 1
Soil Extract Vol.:
GC Column: DB-624 ID: 0.18(mm)
% Moisture:
Level: (low/med) Low
Analysis Batch No.: 12486
Units: ug/L

CAS NO.	COMPOUND NAME	RESULT	Q	RL	MDL
67-64-1	Acetone	5.0	U	5.0	1.1
71-43-2	Benzene	1.0	U	1.0	0.13
108-86-1	Bromobenzene	1.0	U	1.0	0.13
74-97-5	Bromochloromethane	1.0	U	1.0	0.29
75-27-4	Bromodichloromethane	1.0	U	1.0	0.15
75-25-2	Bromoform	1.0	U	1.0	0.64
74-83-9	Bromomethane	1.0	U	1.0	0.41
78-93-3	2-Butanone	5.0	U	5.0	0.57
75-15-0	Carbon disulfide	1.0	U	1.0	0.13
56-23-5	Carbon tetrachloride	1.0	U	1.0	0.13
108-90-7	Chlorobenzene	1.0	U	1.0	0.15
75-00-3	Chloroethane	1.0	U	1.0	0.29
110-75-8	2-Chloroethyl vinyl ether	10	U	10	0.99
67-66-3	Chloroform	1.0	U	1.0	0.16
74-87-3	Chloromethane	1.0	U	1.0	0.30
95-49-8	2-Chlorotoluene	1.0	U	1.0	0.11
106-43-4	4-Chlorotoluene	1.0	U	1.0	0.18
156-59-2	cis-1,2-Dichloroethene	1.0	U	1.0	0.17
10061-01-5	cis-1,3-Dichloropropene	1.0	U	1.0	0.14
124-48-1	Dibromochloromethane	1.0	U	1.0	0.18
96-12-8	1,2-Dibromo-3-Chloropropane	5.0	U	5.0	0.67
106-93-4	1,2-Dibromoethane	1.0	U	1.0	0.24
74-95-3	Dibromomethane	1.0	U	1.0	0.28
95-50-1	1,2-Dichlorobenzene	1.0	U	1.0	0.13
541-73-1	1,3-Dichlorobenzene	1.0	U	1.0	0.14
106-46-7	1,4-Dichlorobenzene	1.0	U	1.0	0.13
75-71-8	Dichlorodifluoromethane	1.0	U	1.0	0.31
75-34-3	1,1-Dichloroethane	1.0	U	1.0	0.15
107-06-2	1,2-Dichloroethane	1.0	U	1.0	0.22
75-35-4	1,1-Dichloroethene	1.0	U	1.0	0.19
78-87-5	1,2-Dichloropropane	1.0	U	1.0	0.18
142-28-9	1,3-Dichloropropane	1.0	U	1.0	0.16
594-20-7	2,2-Dichloropropane	1.0	U	1.0	0.13
563-58-6	1,1-Dichloropropene	1.0	U	1.0	0.13
108-20-3	Diisopropyl ether	5.0	U	5.0	1.5
100-41-4	Ethylbenzene	1.0	U	1.0	0.17

FORM I
GC/MS VOA ORGANICS ANALYSIS DATA SHEET

Lab Name: TestAmerica North Canton
Job No.: 240-2908-1
SDG No.:
Client Sample ID: MSA-SW40C-5-081611
Lab Sample ID: 240-2908-3
Matrix: Water
Lab File ID: UXM8296.D
Analysis Method: 8260B
Date Collected: 08/16/2011 11:40
Sample wt/vol: 5(mL)
Date Analyzed: 08/18/2011 16:33
Soil Aliquot Vol:
Dilution Factor: 1
Soil Extract Vol.:
GC Column: DB-624 ID: 0.18(mm)
% Moisture:
Level: (low/med) Low
Analysis Batch No.: 12486
Units: ug/L

CAS NO.	COMPOUND NAME	RESULT	Q	RL	MDL
637-92-3	Ethyl-t-butyl ether (ETBE)	5.0	U	5.0	0.11
87-68-3	Hexachlorobutadiene	1.0	U	1.0	0.30
591-78-6	2-Hexanone	5.0	U	5.0	0.41
98-82-8	Isopropylbenzene	1.0	U	1.0	0.13
75-09-2	Methylene Chloride	1.0	U	1.0	0.33
108-10-1	4-Methyl-2-pentanone	5.0	U	5.0	0.32
1634-04-4	Methyl tert-butyl ether	5.0	U	5.0	0.17
179601-23-1	m-Xylene & p-Xylene	2.0	U	2.0	0.24
91-20-3	Naphthalene	1.0	U	1.0	0.24
104-51-8	n-Butylbenzene	1.0	U	1.0	0.12
103-65-1	n-Propylbenzene	1.0	U	1.0	0.14
95-47-6	o-Xylene	1.0	U	1.0	0.14
99-87-6	p-Isopropyltoluene	1.0	U	1.0	0.12
135-98-8	sec-Butylbenzene	1.0	U	1.0	0.13
100-42-5	Styrene	1.0	U	1.0	0.11
994-05-8	Tert-amyl-methyl ether (TAME)	5.0	U	5.0	0.067
75-65-0	tert-Butyl alcohol	20	U	20	3.9
98-06-6	tert-Butylbenzene	1.0	U	1.0	0.13
630-20-6	1,1,1,2-Tetrachloroethane	1.0	U	1.0	0.23
79-34-5	1,1,2,2-Tetrachloroethane	1.0	U	1.0	0.18
127-18-4	Tetrachloroethene	1.0	U	1.0	0.29
108-88-3	Toluene	1.0	U	1.0	0.13
156-60-5	trans-1,2-Dichloroethene	1.0	U	1.0	0.19
10061-02-6	trans-1,3-Dichloropropene	1.0	U	1.0	0.19
87-61-6	1,2,3-Trichlorobenzene	1.0	U	1.0	0.17
120-82-1	1,2,4-Trichlorobenzene	1.0	U	1.0	0.15
71-55-6	1,1,1-Trichloroethane	1.0	U	1.0	0.22
79-01-6	Trichloroethene	0.91	J	1.0	0.17
75-69-4	Trichlorofluoromethane	1.0	U	1.0	0.21
96-18-4	1,2,3-Trichloropropane	1.0	U	1.0	0.43
76-13-1	1,1,2-Trichloro-1,2,2-trichfluoroethane	1.0	U	1.0	0.28
526-73-8	1,2,3-Trimethylbenzene	5.0	U	5.0	0.0059
95-63-6	1,2,4-Trimethylbenzene	1.0	U	1.0	0.12
108-05-4	Vinyl acetate	2.0	U *	2.0	0.19
75-01-4	Vinyl chloride	1.0	U	1.0	0.22

FORM I
GC/MS VOA ORGANICS ANALYSIS DATA SHEET

Lab Name: TestAmerica North Canton
Job No.: 240-2908-1
SDG No.:
Client Sample ID: MSA-SW40C-5-081611
Lab Sample ID: 240-2908-3
Matrix: Water
Lab File ID: UXM8296.D
Analysis Method: 8260B
Date Collected: 08/16/2011 11:40
Sample wt/vol: 5(mL)
Date Analyzed: 08/18/2011 16:33
Soil Aliquot Vol:
Dilution Factor: 1
Soil Extract Vol.:
GC Column: DB-624 ID: 0.18(mm)
% Moisture:
Level: (low/med) Low
Analysis Batch No.: 12486
Units: ug/L

CAS NO.	COMPOUND NAME	RESULT	Q	RL	MDL
1330-20-7	Xylenes, Total	2.0	U	2.0	0.28

CAS NO.	SURROGATE	%REC	Q	LIMITS
460-00-4	4-Bromofluorobenzene (Surr)	88		66-117
1868-53-7	Dibromofluoromethane (Surr)	101		75-121
17060-07-0	1,2-Dichloroethane-d4 (Surr)	110		63-129
2037-26-5	Toluene-d8 (Surr)	91		74-115

FORM I
GC/MS VOA ORGANICS ANALYSIS DATA SHEET

Lab Name: TestAmerica North Canton
Job No.: 240-2908-1
SDG No.:
Client Sample ID: MSA-SW41A-1-081611-LT
Lab Sample ID: 240-2908-18
Matrix: Water
Lab File ID: UXM8311.D
Analysis Method: 8260B
Date Collected: 08/16/2011 14:45
Sample wt/vol: 5(mL)
Date Analyzed: 08/18/2011 22:10
Soil Aliquot Vol:
Dilution Factor: 1
Soil Extract Vol.:
GC Column: DB-624 ID: 0.18(mm)
% Moisture:
Level: (low/med) Low
Analysis Batch No.: 12486
Units: ug/L

CAS NO.	COMPOUND NAME	RESULT	Q	RL	MDL
67-64-1	Acetone	5.0	U	5.0	1.1
71-43-2	Benzene	1.0	U	1.0	0.13
108-86-1	Bromobenzene	1.0	U	1.0	0.13
74-97-5	Bromochloromethane	1.0	U	1.0	0.29
75-27-4	Bromodichloromethane	1.0	U	1.0	0.15
75-25-2	Bromoform	1.0	U	1.0	0.64
74-83-9	Bromomethane	1.0	U	1.0	0.41
78-93-3	2-Butanone	5.0	U	5.0	0.57
75-15-0	Carbon disulfide	1.0	U	1.0	0.13
56-23-5	Carbon tetrachloride	1.0	U	1.0	0.13
108-90-7	Chlorobenzene	1.0	U	1.0	0.15
75-00-3	Chloroethane	1.0	U	1.0	0.29
110-75-8	2-Chloroethyl vinyl ether	10	U	10	0.99
67-66-3	Chloroform	1.0	U	1.0	0.16
74-87-3	Chloromethane	1.0	U	1.0	0.30
95-49-8	2-Chlorotoluene	1.0	U	1.0	0.11
106-43-4	4-Chlorotoluene	1.0	U	1.0	0.18
156-59-2	cis-1,2-Dichloroethene	1.2		1.0	0.17
10061-01-5	cis-1,3-Dichloropropene	1.0	U	1.0	0.14
124-48-1	Dibromochloromethane	1.0	U	1.0	0.18
96-12-8	1,2-Dibromo-3-Chloropropane	5.0	U	5.0	0.67
106-93-4	1,2-Dibromoethane	1.0	U	1.0	0.24
74-95-3	Dibromomethane	1.0	U	1.0	0.28
95-50-1	1,2-Dichlorobenzene	1.0	U	1.0	0.13
541-73-1	1,3-Dichlorobenzene	1.0	U	1.0	0.14
106-46-7	1,4-Dichlorobenzene	1.0	U	1.0	0.13
75-71-8	Dichlorodifluoromethane	1.0	U	1.0	0.31
75-34-3	1,1-Dichloroethane	1.0	U	1.0	0.15
107-06-2	1,2-Dichloroethane	1.0	U	1.0	0.22
75-35-4	1,1-Dichloroethene	1.0	U	1.0	0.19
78-87-5	1,2-Dichloropropane	1.0	U	1.0	0.18
142-28-9	1,3-Dichloropropane	1.0	U	1.0	0.16
594-20-7	2,2-Dichloropropane	1.0	U	1.0	0.13
563-58-6	1,1-Dichloropropene	1.0	U	1.0	0.13
108-20-3	Diisopropyl ether	5.0	U	5.0	1.5
100-41-4	Ethylbenzene	1.0	U	1.0	0.17

FORM I
GC/MS VOA ORGANICS ANALYSIS DATA SHEET

Lab Name: TestAmerica North Canton | Job No.: 240-2908-1

SDG No.:

Client Sample ID: MSA-SW41A-1-081611-LT | Lab Sample ID: 240-2908-18

Matrix: Water | Lab File ID: UXM8311.D

Analysis Method: 8260B | Date Collected: 08/16/2011 14:45

Sample wt/vol: 5(mL) | Date Analyzed: 08/18/2011 22:10

Soil Aliquot Vol: | Dilution Factor: 1

Soil Extract Vol.: | GC Column: DB-624 ID: 0.18(mm)

% Moisture: | Level: (low/med) Low

Analysis Batch No.: 12486 | Units: ug/L

CAS NO.	COMPOUND NAME	RESULT	Q	RL	MDL
637-92-3	Ethyl-t-butyl ether (ETBE)	5.0	U	5.0	0.11
87-68-3	Hexachlorobutadiene	1.0	U	1.0	0.30
591-78-6	2-Hexanone	5.0	U	5.0	0.41
98-82-8	Isopropylbenzene	1.0	U	1.0	0.13
75-09-2	Methylene Chloride	1.0	U	1.0	0.33
108-10-1	4-Methyl-2-pentanone	5.0	U	5.0	0.32
1634-04-4	Methyl tert-butyl ether	5.0	U	5.0	0.17
179601-23-1	m-Xylene & p-Xylene	2.0	U	2.0	0.24
91-20-3	Naphthalene	1.0	U	1.0	0.24
104-51-8	n-Butylbenzene	1.0	U	1.0	0.12
103-65-1	n-Propylbenzene	1.0	U	1.0	0.14
95-47-6	o-Xylene	1.0	U	1.0	0.14
99-87-6	p-Isopropyltoluene	1.0	U	1.0	0.12
135-98-8	sec-Butylbenzene	1.0	U	1.0	0.13
100-42-5	Styrene	1.0	U	1.0	0.11
994-05-8	Tert-amyl-methyl ether (TAME)	5.0	U	5.0	0.067
75-65-0	tert-Butyl alcohol	20	U	20	3.9
98-06-6	tert-Butylbenzene	1.0	U	1.0	0.13
630-20-6	1,1,1,2-Tetrachloroethane	1.0	U	1.0	0.23
79-34-5	1,1,2,2-Tetrachloroethane	1.0	U	1.0	0.18
127-18-4	Tetrachloroethene	1.0	U	1.0	0.29
108-88-3	Toluene	1.0	U	1.0	0.13
156-60-5	trans-1,2-Dichloroethene	1.0	U	1.0	0.19
10061-02-6	trans-1,3-Dichloropropene	1.0	U	1.0	0.19
87-61-6	1,2,3-Trichlorobenzene	1.0	U	1.0	0.17
120-82-1	1,2,4-Trichlorobenzene	1.0	U	1.0	0.15
71-55-6	1,1,1-Trichloroethane	1.0	U	1.0	0.22
79-01-6	Trichloroethene	1.6		1.0	0.17
75-69-4	Trichlorofluoromethane	1.0	U	1.0	0.21
96-18-4	1,2,3-Trichloropropane	1.0	U	1.0	0.43
76-13-1	1,1,2-Trichloro-1,2,2-trichfluoroethane	1.0	U	1.0	0.28
526-73-8	1,2,3-Trimethylbenzene	5.0	U	5.0	0.0059
95-63-6	1,2,4-Trimethylbenzene	1.0	U	1.0	0.12
108-05-4	Vinyl acetate	2.0	U *	2.0	0.19
75-01-4	Vinyl chloride	1.5		1.0	0.22

FORM I
GC/MS VOA ORGANICS ANALYSIS DATA SHEET

Lab Name: TestAmerica North Canton
Job No.: 240-2908-1
SDG No.:
Client Sample ID: MSA-SW41A-1-081611-LT
Lab Sample ID: 240-2908-18
Matrix: Water
Lab File ID: UXM8311.D
Analysis Method: 8260B
Date Collected: 08/16/2011 14:45
Sample wt/vol: 5(mL)
Date Analyzed: 08/18/2011 22:10
Soil Aliquot Vol:
Dilution Factor: 1
Soil Extract Vol.:
GC Column: DB-624 ID: 0.18(mm)
% Moisture:
Level: (low/med) Low
Analysis Batch No.: 12486
Units: ug/L

CAS NO.	COMPOUND NAME	RESULT	Q	RL	MDL
1330-20-7	Xylenes, Total	2.0	U	2.0	0.28

CAS NO.	SURROGATE	%REC	Q	LIMITS
460-00-4	4-Bromofluorobenzene (Surr)	90		66-117
1868-53-7	Dibromofluoromethane (Surr)	105		75-121
17060-07-0	1,2-Dichloroethane-d4 (Surr)	113		63-129
2037-26-5	Toluene-d8 (Surr)	88		74-115

FORM I
GC/MS VOA ORGANICS ANALYSIS DATA SHEET

Lab Name: TestAmerica North Canton
Job No.: 240-2908-1
SDG No.:
Client Sample ID: MSA-SW41B-1-081611-LT
Lab Sample ID: 240-2908-20
Matrix: Water
Lab File ID: UXC7462.D
Analysis Method: 8260B
Date Collected: 08/16/2011 14:53
Sample wt/vol: 5(mL)
Date Analyzed: 08/19/2011 11:15
Soil Aliquot Vol:
Dilution Factor: 1
Soil Extract Vol.:
GC Column: DB-624 ID: 0.18(mm)
% Moisture:
Level: (low/med) Low
Analysis Batch No.: 12589
Units: ug/L

CAS NO.	COMPOUND NAME	RESULT	Q	RL	MDL
67-64-1	Acetone	5.0	U *	5.0	1.1
71-43-2	Benzene	1.0	U	1.0	0.13
108-86-1	Bromobenzene	1.0	U	1.0	0.13
74-97-5	Bromochloromethane	1.0	U	1.0	0.29
75-27-4	Bromodichloromethane	1.0	U	1.0	0.15
75-25-2	Bromoform	1.0	U	1.0	0.64
74-83-9	Bromomethane	1.0	U	1.0	0.41
78-93-3	2-Butanone	5.0	U	5.0	0.57
75-15-0	Carbon disulfide	1.0	U	1.0	0.13
56-23-5	Carbon tetrachloride	1.0	U	1.0	0.13
108-90-7	Chlorobenzene	1.0	U	1.0	0.15
75-00-3	Chloroethane	1.0	U	1.0	0.29
110-75-8	2-Chloroethyl vinyl ether	10	U	10	0.99
67-66-3	Chloroform	1.0	U	1.0	0.16
74-87-3	Chloromethane	1.0	U	1.0	0.30
95-49-8	2-Chlorotoluene	1.0	U	1.0	0.11
106-43-4	4-Chlorotoluene	1.0	U	1.0	0.18
156-59-2	cis-1,2-Dichloroethene	0.59	J	1.0	0.17
10061-01-5	cis-1,3-Dichloropropene	1.0	U	1.0	0.14
124-48-1	Dibromochloromethane	1.0	U	1.0	0.18
96-12-8	1,2-Dibromo-3-Chloropropane	5.0	U	5.0	0.67
106-93-4	1,2-Dibromoethane	1.0	U	1.0	0.24
74-95-3	Dibromomethane	1.0	U	1.0	0.28
95-50-1	1,2-Dichlorobenzene	1.0	U	1.0	0.13
541-73-1	1,3-Dichlorobenzene	1.0	U	1.0	0.14
106-46-7	1,4-Dichlorobenzene	1.0	U	1.0	0.13
75-71-8	Dichlorodifluoromethane	1.0	U	1.0	0.31
75-34-3	1,1-Dichloroethane	1.0	U	1.0	0.15
107-06-2	1,2-Dichloroethane	1.0	U	1.0	0.22
75-35-4	1,1-Dichloroethene	1.0	U	1.0	0.19
78-87-5	1,2-Dichloropropane	1.0	U	1.0	0.18
142-28-9	1,3-Dichloropropane	1.0	U	1.0	0.16
594-20-7	2,2-Dichloropropane	1.0	U	1.0	0.13
563-58-6	1,1-Dichloropropene	1.0	U	1.0	0.13
108-20-3	Diisopropyl ether	5.0	U	5.0	1.5
100-41-4	Ethylbenzene	1.0	U	1.0	0.17

FORM I
GC/MS VOA ORGANICS ANALYSIS DATA SHEET

Lab Name: TestAmerica North Canton
Job No.: 240-2908-1
SDG No.:
Client Sample ID: MSA-SW41B-1-081611-LT
Lab Sample ID: 240-2908-20
Matrix: Water
Lab File ID: UXC7462.D
Analysis Method: 8260B
Date Collected: 08/16/2011 14:53
Sample wt/vol: 5(mL)
Date Analyzed: 08/19/2011 11:15
Soil Aliquot Vol:
Dilution Factor: 1
Soil Extract Vol.:
GC Column: DB-624 ID: 0.18(mm)
% Moisture:
Level: (low/med) Low
Analysis Batch No.: 12589
Units: ug/L

CAS NO.	COMPOUND NAME	RESULT	Q	RL	MDL
637-92-3	Ethyl-t-butyl ether (ETBE)	5.0	U	5.0	0.11
87-68-3	Hexachlorobutadiene	1.0	U	1.0	0.30
591-78-6	2-Hexanone	5.0	U	5.0	0.41
98-82-8	Isopropylbenzene	1.0	U	1.0	0.13
75-09-2	Methylene Chloride	1.0	U	1.0	0.33
108-10-1	4-Methyl-2-pentanone	5.0	U	5.0	0.32
1634-04-4	Methyl tert-butyl ether	5.0	U	5.0	0.17
179601-23-1	m-Xylene & p-Xylene	2.0	U	2.0	0.24
91-20-3	Naphthalene	1.0	U	1.0	0.24
104-51-8	n-Butylbenzene	1.0	U	1.0	0.12
103-65-1	n-Propylbenzene	1.0	U	1.0	0.14
95-47-6	o-Xylene	1.0	U	1.0	0.14
99-87-6	p-Isopropyltoluene	1.0	U	1.0	0.12
135-98-8	sec-Butylbenzene	1.0	U	1.0	0.13
100-42-5	Styrene	1.0	U	1.0	0.11
994-05-8	Tert-amyl-methyl ether (TAME)	5.0	U	5.0	0.067
75-65-0	tert-Butyl alcohol	20	U *	20	3.9
98-06-6	tert-Butylbenzene	1.0	U	1.0	0.13
630-20-6	1,1,1,2-Tetrachloroethane	1.0	U	1.0	0.23
79-34-5	1,1,2,2-Tetrachloroethane	1.0	U	1.0	0.18
127-18-4	Tetrachloroethene	1.0	U	1.0	0.29
108-88-3	Toluene	1.0	U	1.0	0.13
156-60-5	trans-1,2-Dichloroethene	1.0	U	1.0	0.19
10061-02-6	trans-1,3-Dichloropropene	1.0	U	1.0	0.19
87-61-6	1,2,3-Trichlorobenzene	1.0	U	1.0	0.17
120-82-1	1,2,4-Trichlorobenzene	1.0	U	1.0	0.15
71-55-6	1,1,1-Trichloroethane	1.0	U	1.0	0.22
79-01-6	Trichloroethene	1.3		1.0	0.17
75-69-4	Trichlorofluoromethane	1.0	U	1.0	0.21
96-18-4	1,2,3-Trichloropropane	1.0	U	1.0	0.43
76-13-1	1,1,2-Trichloro-1,2,2-trichfluoroethane	1.0	U	1.0	0.28
526-73-8	1,2,3-Trimethylbenzene	5.0	U	5.0	0.0059
95-63-6	1,2,4-Trimethylbenzene	1.0	U	1.0	0.12
108-05-4	Vinyl acetate	2.0	U	2.0	0.19
75-01-4	Vinyl chloride	0.76	J	1.0	0.22

FORM I
GC/MS VOA ORGANICS ANALYSIS DATA SHEET

Lab Name: TestAmerica North Canton
Job No.: 240-2908-1
SDG No.:
Client Sample ID: MSA-SW41B-1-081611-LT
Lab Sample ID: 240-2908-20
Matrix: Water
Lab File ID: UXC7462.D
Analysis Method: 8260B
Date Collected: 08/16/2011 14:53
Sample wt/vol: 5(mL)
Date Analyzed: 08/19/2011 11:15
Soil Aliquot Vol:
Dilution Factor: 1
Soil Extract Vol.:
GC Column: DB-624 ID: 0.18(mm)
% Moisture:
Level: (low/med) Low
Analysis Batch No.: 12589
Units: ug/L

CAS NO.	COMPOUND NAME	RESULT	Q	RL	MDL
1330-20-7	Xylenes, Total	2.0	U	2.0	0.28

CAS NO.	SURROGATE	%REC	Q	LIMITS
460-00-4	4-Bromofluorobenzene (Surr)	85		66-117
1868-53-7	Dibromofluoromethane (Surr)	104		75-121
17060-07-0	1,2-Dichloroethane-d4 (Surr)	112		63-129
2037-26-5	Toluene-d8 (Surr)	97		74-115

FORM I
GC/MS VOA ORGANICS ANALYSIS DATA SHEET

Lab Name: TestAmerica North Canton | Job No.: 240-2908-1

SDG No.:

Client Sample ID: MSA-SW41B-3-081611-LT | Lab Sample ID: 240-2908-19

Matrix: Water | Lab File ID: UXC7461.D

Analysis Method: 8260B | Date Collected: 08/16/2011 14:50

Sample wt/vol: 5(mL) | Date Analyzed: 08/19/2011 10:53

Soil Aliquot Vol: | Dilution Factor: 1

Soil Extract Vol.: | GC Column: DB-624 ID: 0.18(mm)

% Moisture: | Level: (low/med) Low

Analysis Batch No.: 12589 | Units: ug/L

CAS NO.	COMPOUND NAME	RESULT	Q	RL	MDL
67-64-1	Acetone	5.0	U *	5.0	1.1
71-43-2	Benzene	1.0	U	1.0	0.13
108-86-1	Bromobenzene	1.0	U	1.0	0.13
74-97-5	Bromochloromethane	1.0	U	1.0	0.29
75-27-4	Bromodichloromethane	1.0	U	1.0	0.15
75-25-2	Bromoform	1.0	U	1.0	0.64
74-83-9	Bromomethane	1.0	U	1.0	0.41
78-93-3	2-Butanone	5.0	U	5.0	0.57
75-15-0	Carbon disulfide	1.0	U	1.0	0.13
56-23-5	Carbon tetrachloride	1.0	U	1.0	0.13
108-90-7	Chlorobenzene	1.0	U	1.0	0.15
75-00-3	Chloroethane	1.0	U	1.0	0.29
110-75-8	2-Chloroethyl vinyl ether	10	U	10	0.99
67-66-3	Chloroform	1.0	U	1.0	0.16
74-87-3	Chloromethane	1.0	U	1.0	0.30
95-49-8	2-Chlorotoluene	1.0	U	1.0	0.11
106-43-4	4-Chlorotoluene	1.0	U	1.0	0.18
156-59-2	cis-1,2-Dichloroethene	0.50	J	1.0	0.17
10061-01-5	cis-1,3-Dichloropropene	1.0	U	1.0	0.14
124-48-1	Dibromochloromethane	1.0	U	1.0	0.18
96-12-8	1,2-Dibromo-3-Chloropropane	5.0	U	5.0	0.67
106-93-4	1,2-Dibromoethane	1.0	U	1.0	0.24
74-95-3	Dibromomethane	1.0	U	1.0	0.28
95-50-1	1,2-Dichlorobenzene	1.0	U	1.0	0.13
541-73-1	1,3-Dichlorobenzene	1.0	U	1.0	0.14
106-46-7	1,4-Dichlorobenzene	1.0	U	1.0	0.13
75-71-8	Dichlorodifluoromethane	1.0	U	1.0	0.31
75-34-3	1,1-Dichloroethane	1.0	U	1.0	0.15
107-06-2	1,2-Dichloroethane	1.0	U	1.0	0.22
75-35-4	1,1-Dichloroethene	1.0	U	1.0	0.19
78-87-5	1,2-Dichloropropane	1.0	U	1.0	0.18
142-28-9	1,3-Dichloropropane	1.0	U	1.0	0.16
594-20-7	2,2-Dichloropropane	1.0	U	1.0	0.13
563-58-6	1,1-Dichloropropene	1.0	U	1.0	0.13
108-20-3	Diisopropyl ether	5.0	U	5.0	1.5
100-41-4	Ethylbenzene	1.0	U	1.0	0.17

FORM I
GC/MS VOA ORGANICS ANALYSIS DATA SHEET

Lab Name: TestAmerica North Canton
Job No.: 240-2908-1
SDG No.:
Client Sample ID: MSA-SW41B-3-081611-LT
Lab Sample ID: 240-2908-19
Matrix: Water
Lab File ID: UXC7461.D
Analysis Method: 8260B
Date Collected: 08/16/2011 14:50
Sample wt/vol: 5(mL)
Date Analyzed: 08/19/2011 10:53
Soil Aliquot Vol:
Dilution Factor: 1
Soil Extract Vol.:
GC Column: DB-624 ID: 0.18(mm)
% Moisture:
Level: (low/med) Low
Analysis Batch No.: 12589
Units: ug/L

CAS NO.	COMPOUND NAME	RESULT	Q	RL	MDL
637-92-3	Ethyl-t-butyl ether (ETBE)	5.0	U	5.0	0.11
87-68-3	Hexachlorobutadiene	1.0	U	1.0	0.30
591-78-6	2-Hexanone	5.0	U	5.0	0.41
98-82-8	Isopropylbenzene	1.0	U	1.0	0.13
75-09-2	Methylene Chloride	1.0	U	1.0	0.33
108-10-1	4-Methyl-2-pentanone	5.0	U	5.0	0.32
1634-04-4	Methyl tert-butyl ether	5.0	U	5.0	0.17
179601-23-1	m-Xylene & p-Xylene	2.0	U	2.0	0.24
91-20-3	Naphthalene	1.0	U	1.0	0.24
104-51-8	n-Butylbenzene	1.0	U	1.0	0.12
103-65-1	n-Propylbenzene	1.0	U	1.0	0.14
95-47-6	o-Xylene	1.0	U	1.0	0.14
99-87-6	p-Isopropyltoluene	1.0	U	1.0	0.12
135-98-8	sec-Butylbenzene	1.0	U	1.0	0.13
100-42-5	Styrene	1.0	U	1.0	0.11
994-05-8	Tert-amyl-methyl ether (TAME)	5.0	U	5.0	0.067
75-65-0	tert-Butyl alcohol	20	U *	20	3.9
98-06-6	tert-Butylbenzene	1.0	U	1.0	0.13
630-20-6	1,1,1,2-Tetrachloroethane	1.0	U	1.0	0.23
79-34-5	1,1,2,2-Tetrachloroethane	1.0	U	1.0	0.18
127-18-4	Tetrachloroethene	1.0	U	1.0	0.29
108-88-3	Toluene	1.0	U	1.0	0.13
156-60-5	trans-1,2-Dichloroethene	1.0	U	1.0	0.19
10061-02-6	trans-1,3-Dichloropropene	1.0	U	1.0	0.19
87-61-6	1,2,3-Trichlorobenzene	1.0	U	1.0	0.17
120-82-1	1,2,4-Trichlorobenzene	1.0	U	1.0	0.15
71-55-6	1,1,1-Trichloroethane	1.0	U	1.0	0.22
79-01-6	Trichloroethene	1.3		1.0	0.17
75-69-4	Trichlorofluoromethane	1.0	U	1.0	0.21
96-18-4	1,2,3-Trichloropropane	1.0	U	1.0	0.43
76-13-1	1,1,2-Trichloro-1,2,2-trichfluoroethane	1.0	U	1.0	0.28
526-73-8	1,2,3-Trimethylbenzene	5.0	U	5.0	0.0059
95-63-6	1,2,4-Trimethylbenzene	1.0	U	1.0	0.12
108-05-4	Vinyl acetate	2.0	U	2.0	0.19
75-01-4	Vinyl chloride	0.74	J	1.0	0.22

FORM I
GC/MS VOA ORGANICS ANALYSIS DATA SHEET

Lab Name: TestAmerica North Canton
Job No.: 240-2908-1
SDG No.:
Client Sample ID: MSA-SW41B-3-081611-LT
Lab Sample ID: 240-2908-19
Matrix: Water
Lab File ID: UXC7461.D
Analysis Method: 8260B
Date Collected: 08/16/2011 14:50
Sample wt/vol: 5(mL)
Date Analyzed: 08/19/2011 10:53
Soil Aliquot Vol:
Dilution Factor: 1
Soil Extract Vol.:
GC Column: DB-624 ID: 0.18(mm)
% Moisture:
Level: (low/med) Low
Analysis Batch No.: 12589
Units: ug/L

CAS NO.	COMPOUND NAME	RESULT	Q	RL	MDL
1330-20-7	Xylenes, Total	2.0	U	2.0	0.28

CAS NO.	SURROGATE	%REC	Q	LIMITS
460-00-4	4-Bromofluorobenzene (Surr)	90		66-117
1868-53-7	Dibromofluoromethane (Surr)	102		75-121
17060-07-0	1,2-Dichloroethane-d4 (Surr)	110		63-129
2037-26-5	Toluene-d8 (Surr)	100		74-115

FORM I
GC/MS VOA ORGANICS ANALYSIS DATA SHEET

Lab Name: TestAmerica North Canton
Job No.: 240-2908-1
SDG No.:
Client Sample ID: MSA-SW42A-1-081611
Lab Sample ID: 240-2908-6
Matrix: Water
Lab File ID: UXM8299.D
Analysis Method: 8260B
Date Collected: 08/16/2011 11:52
Sample wt/vol: 5(mL)
Date Analyzed: 08/18/2011 17:40
Soil Aliquot Vol:
Dilution Factor: 1
Soil Extract Vol.:
GC Column: DB-624 ID: 0.18(mm)
% Moisture:
Level: (low/med) Low
Analysis Batch No.: 12486
Units: ug/L

CAS NO.	COMPOUND NAME	RESULT	Q	RL	MDL
67-64-1	Acetone	5.0	U	5.0	1.1
71-43-2	Benzene	1.0	U	1.0	0.13
108-86-1	Bromobenzene	1.0	U	1.0	0.13
74-97-5	Bromochloromethane	1.0	U	1.0	0.29
75-27-4	Bromodichloromethane	1.0	U	1.0	0.15
75-25-2	Bromoform	1.0	U	1.0	0.64
74-83-9	Bromomethane	1.0	U	1.0	0.41
78-93-3	2-Butanone	5.0	U	5.0	0.57
75-15-0	Carbon disulfide	1.0	U	1.0	0.13
56-23-5	Carbon tetrachloride	1.0	U	1.0	0.13
108-90-7	Chlorobenzene	1.0	U	1.0	0.15
75-00-3	Chloroethane	1.0	U	1.0	0.29
110-75-8	2-Chloroethyl vinyl ether	10	U	10	0.99
67-66-3	Chloroform	1.0	U	1.0	0.16
74-87-3	Chloromethane	1.0	U	1.0	0.30
95-49-8	2-Chlorotoluene	1.0	U	1.0	0.11
106-43-4	4-Chlorotoluene	1.0	U	1.0	0.18
156-59-2	cis-1,2-Dichloroethene	0.79	J	1.0	0.17
10061-01-5	cis-1,3-Dichloropropene	1.0	U	1.0	0.14
124-48-1	Dibromochloromethane	1.0	U	1.0	0.18
96-12-8	1,2-Dibromo-3-Chloropropane	5.0	U	5.0	0.67
106-93-4	1,2-Dibromoethane	1.0	U	1.0	0.24
74-95-3	Dibromomethane	1.0	U	1.0	0.28
95-50-1	1,2-Dichlorobenzene	1.0	U	1.0	0.13
541-73-1	1,3-Dichlorobenzene	1.0	U	1.0	0.14
106-46-7	1,4-Dichlorobenzene	1.0	U	1.0	0.13
75-71-8	Dichlorodifluoromethane	1.0	U	1.0	0.31
75-34-3	1,1-Dichloroethane	1.0	U	1.0	0.15
107-06-2	1,2-Dichloroethane	1.0	U	1.0	0.22
75-35-4	1,1-Dichloroethene	1.0	U	1.0	0.19
78-87-5	1,2-Dichloropropane	1.0	U	1.0	0.18
142-28-9	1,3-Dichloropropane	1.0	U	1.0	0.16
594-20-7	2,2-Dichloropropane	1.0	U	1.0	0.13
563-58-6	1,1-Dichloropropene	1.0	U	1.0	0.13
108-20-3	Diisopropyl ether	5.0	U	5.0	1.5
100-41-4	Ethylbenzene	1.0	U	1.0	0.17

FORM I
GC/MS VOA ORGANICS ANALYSIS DATA SHEET

Lab Name: TestAmerica North Canton
Job No.: 240-2908-1
SDG No.:
Client Sample ID: MSA-SW42A-1-081611
Lab Sample ID: 240-2908-6
Matrix: Water
Lab File ID: UXM8299.D
Analysis Method: 8260B
Date Collected: 08/16/2011 11:52
Sample wt/vol: 5(mL)
Date Analyzed: 08/18/2011 17:40
Soil Aliquot Vol:
Dilution Factor: 1
Soil Extract Vol.:
GC Column: DB-624 ID: 0.18(mm)
% Moisture:
Level: (low/med) Low
Analysis Batch No.: 12486
Units: ug/L

CAS NO.	COMPOUND NAME	RESULT	Q	RL	MDL
637-92-3	Ethyl-t-butyl ether (ETBE)	5.0	U	5.0	0.11
87-68-3	Hexachlorobutadiene	1.0	U	1.0	0.30
591-78-6	2-Hexanone	5.0	U	5.0	0.41
98-82-8	Isopropylbenzene	1.0	U	1.0	0.13
75-09-2	Methylene Chloride	1.0	U	1.0	0.33
108-10-1	4-Methyl-2-pentanone	5.0	U	5.0	0.32
1634-04-4	Methyl tert-butyl ether	5.0	U	5.0	0.17
179601-23-1	m-Xylene & p-Xylene	2.0	U	2.0	0.24
91-20-3	Naphthalene	1.0	U	1.0	0.24
104-51-8	n-Butylbenzene	1.0	U	1.0	0.12
103-65-1	n-Propylbenzene	1.0	U	1.0	0.14
95-47-6	o-Xylene	1.0	U	1.0	0.14
99-87-6	p-Isopropyltoluene	1.0	U	1.0	0.12
135-98-8	sec-Butylbenzene	1.0	U	1.0	0.13
100-42-5	Styrene	1.0	U	1.0	0.11
994-05-8	Tert-amyl-methyl ether (TAME)	5.0	U	5.0	0.067
75-65-0	tert-Butyl alcohol	20	U	20	3.9
98-06-6	tert-Butylbenzene	1.0	U	1.0	0.13
630-20-6	1,1,1,2-Tetrachloroethane	1.0	U	1.0	0.23
79-34-5	1,1,2,2-Tetrachloroethane	1.0	U	1.0	0.18
127-18-4	Tetrachloroethene	1.0	U	1.0	0.29
108-88-3	Toluene	1.0	U	1.0	0.13
156-60-5	trans-1,2-Dichloroethene	1.0	U	1.0	0.19
10061-02-6	trans-1,3-Dichloropropene	1.0	U	1.0	0.19
87-61-6	1,2,3-Trichlorobenzene	1.0	U	1.0	0.17
120-82-1	1,2,4-Trichlorobenzene	1.0	U	1.0	0.15
71-55-6	1,1,1-Trichloroethane	1.0	U	1.0	0.22
79-01-6	Trichloroethene	0.28	J	1.0	0.17
75-69-4	Trichlorofluoromethane	1.0	U	1.0	0.21
96-18-4	1,2,3-Trichloropropane	1.0	U	1.0	0.43
76-13-1	1,1,2-Trichloro-1,2,2-trichfluoroethane	1.0	U	1.0	0.28
526-73-8	1,2,3-Trimethylbenzene	5.0	U	5.0	0.0059
95-63-6	1,2,4-Trimethylbenzene	1.0	U	1.0	0.12
108-05-4	Vinyl acetate	2.0	U *	2.0	0.19
75-01-4	Vinyl chloride	1.6		1.0	0.22

FORM I

GC/MS VOA ORGANICS ANALYSIS DATA SHEET

Lab Name: TestAmerica North Canton | Job No.: 240-2908-1

SDG No.:

Client Sample ID: MSA-SW42A-1-081611 | Lab Sample ID: 240-2908-6

Matrix: Water | Lab File ID: UXM8299.D

Analysis Method: 8260B | Date Collected: 08/16/2011 11:52

Sample wt/vol: 5(mL) | Date Analyzed: 08/18/2011 17:40

Soil Aliquot Vol: | Dilution Factor: 1

Soil Extract Vol.: | GC Column: DB-624 ID: 0.18(mm)

% Moisture: | Level: (low/med) Low

Analysis Batch No.: 12486 | Units: ug/L

CAS NO.	COMPOUND NAME	RESULT	Q	RL	MDL
1330-20-7	Xylenes, Total	2.0	U	2.0	0.28

CAS NO.	SURROGATE	%REC	Q	LIMITS
460-00-4	4-Bromofluorobenzene (Surr)	88		66-117
1868-53-7	Dibromofluoromethane (Surr)	108		75-121
17060-07-0	1,2-Dichloroethane-d4 (Surr)	111		63-129
2037-26-5	Toluene-d8 (Surr)	90		74-115

FORM I
GC/MS VOA ORGANICS ANALYSIS DATA SHEET

Lab Name: TestAmerica North Canton
Job No.: 240-2908-1
SDG No.:
Client Sample ID: MSA-SW42B-1-081611
Lab Sample ID: 240-2908-8
Matrix: Water
Lab File ID: UXM8301.D
Analysis Method: 8260B
Date Collected: 08/16/2011 12:00
Sample wt/vol: 5(mL)
Date Analyzed: 08/18/2011 18:25
Soil Aliquot Vol:
Dilution Factor: 1
Soil Extract Vol.:
GC Column: DB-624 ID: 0.18(mm)
% Moisture:
Level: (low/med) Low
Analysis Batch No.: 12486
Units: ug/L

CAS NO.	COMPOUND NAME	RESULT	Q	RL	MDL
67-64-1	Acetone	5.0	U	5.0	1.1
71-43-2	Benzene	1.0	U	1.0	0.13
108-86-1	Bromobenzene	1.0	U	1.0	0.13
74-97-5	Bromochloromethane	1.0	U	1.0	0.29
75-27-4	Bromodichloromethane	1.0	U	1.0	0.15
75-25-2	Bromoform	1.0	U	1.0	0.64
74-83-9	Bromomethane	1.0	U	1.0	0.41
78-93-3	2-Butanone	5.0	U	5.0	0.57
75-15-0	Carbon disulfide	1.0	U	1.0	0.13
56-23-5	Carbon tetrachloride	1.0	U	1.0	0.13
108-90-7	Chlorobenzene	1.0	U	1.0	0.15
75-00-3	Chloroethane	1.0	U	1.0	0.29
110-75-8	2-Chloroethyl vinyl ether	10	U	10	0.99
67-66-3	Chloroform	1.0	U	1.0	0.16
74-87-3	Chloromethane	1.0	U	1.0	0.30
95-49-8	2-Chlorotoluene	1.0	U	1.0	0.11
106-43-4	4-Chlorotoluene	1.0	U	1.0	0.18
156-59-2	cis-1,2-Dichloroethene	0.24	J	1.0	0.17
10061-01-5	cis-1,3-Dichloropropene	1.0	U	1.0	0.14
124-48-1	Dibromochloromethane	1.0	U	1.0	0.18
96-12-8	1,2-Dibromo-3-Chloropropane	5.0	U	5.0	0.67
106-93-4	1,2-Dibromoethane	1.0	U	1.0	0.24
74-95-3	Dibromomethane	1.0	U	1.0	0.28
95-50-1	1,2-Dichlorobenzene	1.0	U	1.0	0.13
541-73-1	1,3-Dichlorobenzene	1.0	U	1.0	0.14
106-46-7	1,4-Dichlorobenzene	1.0	U	1.0	0.13
75-71-8	Dichlorodifluoromethane	1.0	U	1.0	0.31
75-34-3	1,1-Dichloroethane	1.0	U	1.0	0.15
107-06-2	1,2-Dichloroethane	1.0	U	1.0	0.22
75-35-4	1,1-Dichloroethene	1.0	U	1.0	0.19
78-87-5	1,2-Dichloropropane	1.0	U	1.0	0.18
142-28-9	1,3-Dichloropropane	1.0	U	1.0	0.16
594-20-7	2,2-Dichloropropane	1.0	U	1.0	0.13
563-58-6	1,1-Dichloropropene	1.0	U	1.0	0.13
108-20-3	Diisopropyl ether	5.0	U	5.0	1.5
100-41-4	Ethylbenzene	1.0	U	1.0	0.17

FORM I
GC/MS VOA ORGANICS ANALYSIS DATA SHEET

Lab Name: TestAmerica North Canton | Job No.: 240-2908-1

SDG No.:

Client Sample ID: MSA-SW42B-1-081611 | Lab Sample ID: 240-2908-8

Matrix: Water | Lab File ID: UXM8301.D

Analysis Method: 8260B | Date Collected: 08/16/2011 12:00

Sample wt/vol: 5(mL) | Date Analyzed: 08/18/2011 18:25

Soil Aliquot Vol: | Dilution Factor: 1

Soil Extract Vol.: | GC Column: DB-624 ID: 0.18(mm)

% Moisture: | Level: (low/med) Low

Analysis Batch No.: 12486 | Units: ug/L

CAS NO.	COMPOUND NAME	RESULT	Q	RL	MDL
637-92-3	Ethyl-t-butyl ether (ETBE)	5.0	U	5.0	0.11
87-68-3	Hexachlorobutadiene	1.0	U	1.0	0.30
591-78-6	2-Hexanone	5.0	U	5.0	0.41
98-82-8	Isopropylbenzene	1.0	U	1.0	0.13
75-09-2	Methylene Chloride	1.0	U	1.0	0.33
108-10-1	4-Methyl-2-pentanone	5.0	U	5.0	0.32
1634-04-4	Methyl tert-butyl ether	5.0	U	5.0	0.17
179601-23-1	m-Xylene & p-Xylene	2.0	U	2.0	0.24
91-20-3	Naphthalene	1.0	U	1.0	0.24
104-51-8	n-Butylbenzene	1.0	U	1.0	0.12
103-65-1	n-Propylbenzene	1.0	U	1.0	0.14
95-47-6	o-Xylene	1.0	U	1.0	0.14
99-87-6	p-Isopropyltoluene	1.0	U	1.0	0.12
135-98-8	sec-Butylbenzene	1.0	U	1.0	0.13
100-42-5	Styrene	1.0	U	1.0	0.11
994-05-8	Tert-amyl-methyl ether (TAME)	5.0	U	5.0	0.067
75-65-0	tert-Butyl alcohol	20	U	20	3.9
98-06-6	tert-Butylbenzene	1.0	U	1.0	0.13
630-20-6	1,1,1,2-Tetrachloroethane	1.0	U	1.0	0.23
79-34-5	1,1,2,2-Tetrachloroethane	1.0	U	1.0	0.18
127-18-4	Tetrachloroethene	1.0	U	1.0	0.29
108-88-3	Toluene	1.0	U	1.0	0.13
156-60-5	trans-1,2-Dichloroethene	1.0	U	1.0	0.19
10061-02-6	trans-1,3-Dichloropropene	1.0	U	1.0	0.19
87-61-6	1,2,3-Trichlorobenzene	1.0	U	1.0	0.17
120-82-1	1,2,4-Trichlorobenzene	1.0	U	1.0	0.15
71-55-6	1,1,1-Trichloroethane	1.0	U	1.0	0.22
79-01-6	Trichloroethene	0.37	J	1.0	0.17
75-69-4	Trichlorofluoromethane	1.0	U	1.0	0.21
96-18-4	1,2,3-Trichloropropane	1.0	U	1.0	0.43
76-13-1	1,1,2-Trichloro-1,2,2-trichfluoroethane	1.0	U	1.0	0.28
526-73-8	1,2,3-Trimethylbenzene	5.0	U	5.0	0.0059
95-63-6	1,2,4-Trimethylbenzene	1.0	U	1.0	0.12
108-05-4	Vinyl acetate	2.0	U *	2.0	0.19
75-01-4	Vinyl chloride	0.55	J	1.0	0.22

FORM I
GC/MS VOA ORGANICS ANALYSIS DATA SHEET

Lab Name: TestAmerica North Canton
Job No.: 240-2908-1
SDG No.:
Client Sample ID: MSA-SW42B-1-081611
Lab Sample ID: 240-2908-8
Matrix: Water
Lab File ID: UXM8301.D
Analysis Method: 8260B
Date Collected: 08/16/2011 12:00
Sample wt/vol: 5(mL)
Date Analyzed: 08/18/2011 18:25
Soil Aliquot Vol:
Dilution Factor: 1
Soil Extract Vol.:
GC Column: DB-624 ID: 0.18(mm)
% Moisture:
Level: (low/med) Low
Analysis Batch No.: 12486
Units: ug/L

CAS NO.	COMPOUND NAME	RESULT	Q	RL	MDL
1330-20-7	Xylenes, Total	2.0	U	2.0	0.28

CAS NO.	SURROGATE	%REC	Q	LIMITS
460-00-4	4-Bromofluorobenzene (Surr)	91		66-117
1868-53-7	Dibromofluoromethane (Surr)	101		75-121
17060-07-0	1,2-Dichloroethane-d4 (Surr)	103		63-129
2037-26-5	Toluene-d8 (Surr)	91		74-115

FORM I
GC/MS VOA ORGANICS ANALYSIS DATA SHEET

Lab Name: TestAmerica North Canton
Job No.: 240-2908-1
SDG No.:
Client Sample ID: MSA-SW42B-3-081611
Lab Sample ID: 240-2908-7
Matrix: Water
Lab File ID: UXM8300.D
Analysis Method: 8260B
Date Collected: 08/16/2011 11:57
Sample wt/vol: 5(mL)
Date Analyzed: 08/18/2011 18:03
Soil Aliquot Vol:
Dilution Factor: 1
Soil Extract Vol.:
GC Column: DB-624 ID: 0.18(mm)
% Moisture:
Level: (low/med) Low
Analysis Batch No.: 12486
Units: ug/L

CAS NO.	COMPOUND NAME	RESULT	Q	RL	MDL
67-64-1	Acetone	5.0	U	5.0	1.1
71-43-2	Benzene	1.0	U	1.0	0.13
108-86-1	Bromobenzene	1.0	U	1.0	0.13
74-97-5	Bromochloromethane	1.0	U	1.0	0.29
75-27-4	Bromodichloromethane	1.0	U	1.0	0.15
75-25-2	Bromoform	1.0	U	1.0	0.64
74-83-9	Bromomethane	1.0	U	1.0	0.41
78-93-3	2-Butanone	5.0	U	5.0	0.57
75-15-0	Carbon disulfide	1.0	U	1.0	0.13
56-23-5	Carbon tetrachloride	1.0	U	1.0	0.13
108-90-7	Chlorobenzene	1.0	U	1.0	0.15
75-00-3	Chloroethane	1.0	U	1.0	0.29
110-75-8	2-Chloroethyl vinyl ether	10	U	10	0.99
67-66-3	Chloroform	1.0	U	1.0	0.16
74-87-3	Chloromethane	1.0	U	1.0	0.30
95-49-8	2-Chlorotoluene	1.0	U	1.0	0.11
106-43-4	4-Chlorotoluene	1.0	U	1.0	0.18
156-59-2	cis-1,2-Dichloroethene	0.27	J	1.0	0.17
10061-01-5	cis-1,3-Dichloropropene	1.0	U	1.0	0.14
124-48-1	Dibromochloromethane	1.0	U	1.0	0.18
96-12-8	1,2-Dibromo-3-Chloropropane	5.0	U	5.0	0.67
106-93-4	1,2-Dibromoethane	1.0	U	1.0	0.24
74-95-3	Dibromomethane	1.0	U	1.0	0.28
95-50-1	1,2-Dichlorobenzene	1.0	U	1.0	0.13
541-73-1	1,3-Dichlorobenzene	1.0	U	1.0	0.14
106-46-7	1,4-Dichlorobenzene	1.0	U	1.0	0.13
75-71-8	Dichlorodifluoromethane	1.0	U	1.0	0.31
75-34-3	1,1-Dichloroethane	1.0	U	1.0	0.15
107-06-2	1,2-Dichloroethane	1.0	U	1.0	0.22
75-35-4	1,1-Dichloroethene	1.0	U	1.0	0.19
78-87-5	1,2-Dichloropropane	1.0	U	1.0	0.18
142-28-9	1,3-Dichloropropane	1.0	U	1.0	0.16
594-20-7	2,2-Dichloropropane	1.0	U	1.0	0.13
563-58-6	1,1-Dichloropropene	1.0	U	1.0	0.13
108-20-3	Diisopropyl ether	5.0	U	5.0	1.5
100-41-4	Ethylbenzene	1.0	U	1.0	0.17

FORM I
GC/MS VOA ORGANICS ANALYSIS DATA SHEET

Lab Name: TestAmerica North Canton
Job No.: 240-2908-1
SDG No.:
Client Sample ID: MSA-SW42B-3-081611
Lab Sample ID: 240-2908-7
Matrix: Water
Lab File ID: UXM8300.D
Analysis Method: 8260B
Date Collected: 08/16/2011 11:57
Sample wt/vol: 5(mL)
Date Analyzed: 08/18/2011 18:03
Soil Aliquot Vol:
Dilution Factor: 1
Soil Extract Vol.:
GC Column: DB-624 ID: 0.18(mm)
% Moisture:
Level: (low/med) Low
Analysis Batch No.: 12486
Units: ug/L

CAS NO.	COMPOUND NAME	RESULT	Q	RL	MDL
637-92-3	Ethyl-t-butyl ether (ETBE)	5.0	U	5.0	0.11
87-68-3	Hexachlorobutadiene	1.0	U	1.0	0.30
591-78-6	2-Hexanone	5.0	U	5.0	0.41
98-82-8	Isopropylbenzene	1.0	U	1.0	0.13
75-09-2	Methylene Chloride	1.0	U	1.0	0.33
108-10-1	4-Methyl-2-pentanone	5.0	U	5.0	0.32
1634-04-4	Methyl tert-butyl ether	5.0	U	5.0	0.17
179601-23-1	m-Xylene & p-Xylene	2.0	U	2.0	0.24
91-20-3	Naphthalene	1.0	U	1.0	0.24
104-51-8	n-Butylbenzene	1.0	U	1.0	0.12
103-65-1	n-Propylbenzene	1.0	U	1.0	0.14
95-47-6	o-Xylene	1.0	U	1.0	0.14
99-87-6	p-Isopropyltoluene	1.0	U	1.0	0.12
135-98-8	sec-Butylbenzene	1.0	U	1.0	0.13
100-42-5	Styrene	1.0	U	1.0	0.11
994-05-8	Tert-amyl-methyl ether (TAME)	5.0	U	5.0	0.067
75-65-0	tert-Butyl alcohol	20	U	20	3.9
98-06-6	tert-Butylbenzene	1.0	U	1.0	0.13
630-20-6	1,1,1,2-Tetrachloroethane	1.0	U	1.0	0.23
79-34-5	1,1,2,2-Tetrachloroethane	1.0	U	1.0	0.18
127-18-4	Tetrachloroethene	1.0	U	1.0	0.29
108-88-3	Toluene	1.0	U	1.0	0.13
156-60-5	trans-1,2-Dichloroethene	1.0	U	1.0	0.19
10061-02-6	trans-1,3-Dichloropropene	1.0	U	1.0	0.19
87-61-6	1,2,3-Trichlorobenzene	1.0	U	1.0	0.17
120-82-1	1,2,4-Trichlorobenzene	1.0	U	1.0	0.15
71-55-6	1,1,1-Trichloroethane	1.0	U	1.0	0.22
79-01-6	Trichloroethene	0.61	J	1.0	0.17
75-69-4	Trichlorofluoromethane	1.0	U	1.0	0.21
96-18-4	1,2,3-Trichloropropane	1.0	U	1.0	0.43
76-13-1	1,1,2-Trichloro-1,2,2-trichfluoroethane	1.0	U	1.0	0.28
526-73-8	1,2,3-Trimethylbenzene	5.0	U	5.0	0.0059
95-63-6	1,2,4-Trimethylbenzene	1.0	U	1.0	0.12
108-05-4	Vinyl acetate	2.0	U *	2.0	0.19
75-01-4	Vinyl chloride	1.0	U	1.0	0.22

FORM I
GC/MS VOA ORGANICS ANALYSIS DATA SHEET

Lab Name: TestAmerica North Canton
Job No.: 240-2908-1
SDG No.:
Client Sample ID: MSA-SW42B-3-081611
Lab Sample ID: 240-2908-7
Matrix: Water
Lab File ID: UXM8300.D
Analysis Method: 8260B
Date Collected: 08/16/2011 11:57
Sample wt/vol: 5(mL)
Date Analyzed: 08/18/2011 18:03
Soil Aliquot Vol:
Dilution Factor: 1
Soil Extract Vol.:
GC Column: DB-624 ID: 0.18(mm)
% Moisture:
Level: (low/med) Low
Analysis Batch No.: 12486
Units: ug/L

CAS NO.	COMPOUND NAME	RESULT	Q	RL	MDL
1330-20-7	Xylenes, Total	2.0	U	2.0	0.28

CAS NO.	SURROGATE	%REC	Q	LIMITS
460-00-4	4-Bromofluorobenzene (Surr)	89		66-117
1868-53-7	Dibromofluoromethane (Surr)	107		75-121
17060-07-0	1,2-Dichloroethane-d4 (Surr)	111		63-129
2037-26-5	Toluene-d8 (Surr)	91		74-115

FORM I
GC/MS VOA ORGANICS ANALYSIS DATA SHEET

Lab Name: TestAmerica North Canton
Job No.: 240-2908-1
SDG No.:
Client Sample ID: MSA-SW42C-1-081611
Lab Sample ID: 240-2908-11
Matrix: Water
Lab File ID: UXM8304.D
Analysis Method: 8260B
Date Collected: 08/16/2011 12:11
Sample wt/vol: 5(mL)
Date Analyzed: 08/18/2011 19:32
Soil Aliquot Vol:
Dilution Factor: 1
Soil Extract Vol.:
GC Column: DB-624 ID: 0.18(mm)
% Moisture:
Level: (low/med) Low
Analysis Batch No.: 12486
Units: ug/L

CAS NO.	COMPOUND NAME	RESULT	Q	RL	MDL
67-64-1	Acetone	5.0	U	5.0	1.1
71-43-2	Benzene	1.0	U	1.0	0.13
108-86-1	Bromobenzene	1.0	U	1.0	0.13
74-97-5	Bromochloromethane	1.0	U	1.0	0.29
75-27-4	Bromodichloromethane	1.0	U	1.0	0.15
75-25-2	Bromoform	1.0	U	1.0	0.64
74-83-9	Bromomethane	1.0	U	1.0	0.41
78-93-3	2-Butanone	5.0	U	5.0	0.57
75-15-0	Carbon disulfide	1.0	U	1.0	0.13
56-23-5	Carbon tetrachloride	1.0	U	1.0	0.13
108-90-7	Chlorobenzene	1.0	U	1.0	0.15
75-00-3	Chloroethane	1.0	U	1.0	0.29
110-75-8	2-Chloroethyl vinyl ether	10	U	10	0.99
67-66-3	Chloroform	1.0	U	1.0	0.16
74-87-3	Chloromethane	1.0	U	1.0	0.30
95-49-8	2-Chlorotoluene	1.0	U	1.0	0.11
106-43-4	4-Chlorotoluene	1.0	U	1.0	0.18
156-59-2	cis-1,2-Dichloroethene	1.0	U	1.0	0.17
10061-01-5	cis-1,3-Dichloropropene	1.0	U	1.0	0.14
124-48-1	Dibromochloromethane	1.0	U	1.0	0.18
96-12-8	1,2-Dibromo-3-Chloropropane	5.0	U	5.0	0.67
106-93-4	1,2-Dibromoethane	1.0	U	1.0	0.24
74-95-3	Dibromomethane	1.0	U	1.0	0.28
95-50-1	1,2-Dichlorobenzene	1.0	U	1.0	0.13
541-73-1	1,3-Dichlorobenzene	1.0	U	1.0	0.14
106-46-7	1,4-Dichlorobenzene	1.0	U	1.0	0.13
75-71-8	Dichlorodifluoromethane	1.0	U	1.0	0.31
75-34-3	1,1-Dichloroethane	1.0	U	1.0	0.15
107-06-2	1,2-Dichloroethane	1.0	U	1.0	0.22
75-35-4	1,1-Dichloroethene	1.0	U	1.0	0.19
78-87-5	1,2-Dichloropropane	1.0	U	1.0	0.18
142-28-9	1,3-Dichloropropane	1.0	U	1.0	0.16
594-20-7	2,2-Dichloropropane	1.0	U	1.0	0.13
563-58-6	1,1-Dichloropropene	1.0	U	1.0	0.13
108-20-3	Diisopropyl ether	5.0	U	5.0	1.5
100-41-4	Ethylbenzene	1.0	U	1.0	0.17

FORM I
GC/MS VOA ORGANICS ANALYSIS DATA SHEET

Lab Name: TestAmerica North Canton | Job No.: 240-2908-1

SDG No.:

Client Sample ID: MSA-SW42C-1-081611 | Lab Sample ID: 240-2908-11

Matrix: Water | Lab File ID: UXM8304.D

Analysis Method: 8260B | Date Collected: 08/16/2011 12:11

Sample wt/vol: 5(mL) | Date Analyzed: 08/18/2011 19:32

Soil Aliquot Vol: | Dilution Factor: 1

Soil Extract Vol.: | GC Column: DB-624 ID: 0.18(mm)

% Moisture: | Level: (low/med) Low

Analysis Batch No.: 12486 | Units: ug/L

CAS NO.	COMPOUND NAME	RESULT	Q	RL	MDL
637-92-3	Ethyl-t-butyl ether (ETBE)	5.0	U	5.0	0.11
87-68-3	Hexachlorobutadiene	1.0	U	1.0	0.30
591-78-6	2-Hexanone	5.0	U	5.0	0.41
98-82-8	Isopropylbenzene	1.0	U	1.0	0.13
75-09-2	Methylene Chloride	1.0	U	1.0	0.33
108-10-1	4-Methyl-2-pentanone	5.0	U	5.0	0.32
1634-04-4	Methyl tert-butyl ether	5.0	U	5.0	0.17
179601-23-1	m-Xylene & p-Xylene	2.0	U	2.0	0.24
91-20-3	Naphthalene	1.0	U	1.0	0.24
104-51-8	n-Butylbenzene	1.0	U	1.0	0.12
103-65-1	n-Propylbenzene	1.0	U	1.0	0.14
95-47-6	o-Xylene	1.0	U	1.0	0.14
99-87-6	p-Isopropyltoluene	1.0	U	1.0	0.12
135-98-8	sec-Butylbenzene	1.0	U	1.0	0.13
100-42-5	Styrene	1.0	U	1.0	0.11
994-05-8	Tert-amyl-methyl ether (TAME)	5.0	U	5.0	0.067
75-65-0	tert-Butyl alcohol	20	U	20	3.9
98-06-6	tert-Butylbenzene	1.0	U	1.0	0.13
630-20-6	1,1,1,2-Tetrachloroethane	1.0	U	1.0	0.23
79-34-5	1,1,2,2-Tetrachloroethane	1.0	U	1.0	0.18
127-18-4	Tetrachloroethene	1.0	U	1.0	0.29
108-88-3	Toluene	1.0	U	1.0	0.13
156-60-5	trans-1,2-Dichloroethene	1.0	U	1.0	0.19
10061-02-6	trans-1,3-Dichloropropene	1.0	U	1.0	0.19
87-61-6	1,2,3-Trichlorobenzene	1.0	U	1.0	0.17
120-82-1	1,2,4-Trichlorobenzene	1.0	U	1.0	0.15
71-55-6	1,1,1-Trichloroethane	1.0	U	1.0	0.22
79-01-6	Trichloroethene	0.39	J	1.0	0.17
75-69-4	Trichlorofluoromethane	1.0	U	1.0	0.21
96-18-4	1,2,3-Trichloropropane	1.0	U	1.0	0.43
76-13-1	1,1,2-Trichloro-1,2,2-trichfluoroethane	1.0	U	1.0	0.28
526-73-8	1,2,3-Trimethylbenzene	5.0	U	5.0	0.0059
95-63-6	1,2,4-Trimethylbenzene	1.0	U	1.0	0.12
108-05-4	Vinyl acetate	2.0	U *	2.0	0.19
75-01-4	Vinyl chloride	1.0	U	1.0	0.22

FORM I
GC/MS VOA ORGANICS ANALYSIS DATA SHEET

Lab Name: TestAmerica North Canton
Job No.: 240-2908-1
SDG No.:
Client Sample ID: MSA-SW42C-1-081611
Lab Sample ID: 240-2908-11
Matrix: Water
Lab File ID: UXM8304.D
Analysis Method: 8260B
Date Collected: 08/16/2011 12:11
Sample wt/vol: 5(mL)
Date Analyzed: 08/18/2011 19:32
Soil Aliquot Vol:
Dilution Factor: 1
Soil Extract Vol.:
GC Column: DB-624 ID: 0.18(mm)
% Moisture:
Level: (low/med) Low
Analysis Batch No.: 12486
Units: ug/L

CAS NO.	COMPOUND NAME	RESULT	Q	RL	MDL
1330-20-7	Xylenes, Total	2.0	U	2.0	0.28

CAS NO.	SURROGATE	%REC	Q	LIMITS
460-00-4	4-Bromofluorobenzene (Surr)	89		66-117
1868-53-7	Dibromofluoromethane (Surr)	104		75-121
17060-07-0	1,2-Dichloroethane-d4 (Surr)	112		63-129
2037-26-5	Toluene-d8 (Surr)	90		74-115

FORM I
GC/MS VOA ORGANICS ANALYSIS DATA SHEET

Lab Name: TestAmerica North Canton
Job No.: 240-2908-1
SDG No.:
Client Sample ID: MSA-SW42C-3-081611
Lab Sample ID: 240-2908-10
Matrix: Water
Lab File ID: UXM8303.D
Analysis Method: 8260B
Date Collected: 08/16/2011 12:08
Sample wt/vol: 5(mL)
Date Analyzed: 08/18/2011 19:10
Soil Aliquot Vol:
Dilution Factor: 1
Soil Extract Vol.:
GC Column: DB-624 ID: 0.18(mm)
% Moisture:
Level: (low/med) Low
Analysis Batch No.: 12486
Units: ug/L

CAS NO.	COMPOUND NAME	RESULT	Q	RL	MDL
67-64-1	Acetone	5.0	U	5.0	1.1
71-43-2	Benzene	1.0	U	1.0	0.13
108-86-1	Bromobenzene	1.0	U	1.0	0.13
74-97-5	Bromochloromethane	1.0	U	1.0	0.29
75-27-4	Bromodichloromethane	1.0	U	1.0	0.15
75-25-2	Bromoform	1.0	U	1.0	0.64
74-83-9	Bromomethane	1.0	U	1.0	0.41
78-93-3	2-Butanone	5.0	U	5.0	0.57
75-15-0	Carbon disulfide	1.0	U	1.0	0.13
56-23-5	Carbon tetrachloride	1.0	U	1.0	0.13
108-90-7	Chlorobenzene	1.0	U	1.0	0.15
75-00-3	Chloroethane	1.0	U	1.0	0.29
110-75-8	2-Chloroethyl vinyl ether	10	U	10	0.99
67-66-3	Chloroform	1.0	U	1.0	0.16
74-87-3	Chloromethane	1.0	U	1.0	0.30
95-49-8	2-Chlorotoluene	1.0	U	1.0	0.11
106-43-4	4-Chlorotoluene	1.0	U	1.0	0.18
156-59-2	cis-1,2-Dichloroethene	1.0	U	1.0	0.17
10061-01-5	cis-1,3-Dichloropropene	1.0	U	1.0	0.14
124-48-1	Dibromochloromethane	1.0	U	1.0	0.18
96-12-8	1,2-Dibromo-3-Chloropropane	5.0	U	5.0	0.67
106-93-4	1,2-Dibromoethane	1.0	U	1.0	0.24
74-95-3	Dibromomethane	1.0	U	1.0	0.28
95-50-1	1,2-Dichlorobenzene	1.0	U	1.0	0.13
541-73-1	1,3-Dichlorobenzene	1.0	U	1.0	0.14
106-46-7	1,4-Dichlorobenzene	1.0	U	1.0	0.13
75-71-8	Dichlorodifluoromethane	1.0	U	1.0	0.31
75-34-3	1,1-Dichloroethane	1.0	U	1.0	0.15
107-06-2	1,2-Dichloroethane	1.0	U	1.0	0.22
75-35-4	1;1-Dichloroethene	1.0	U	1.0	0.19
78-87-5	1,2-Dichloropropane	1.0	U	1.0	0.18
142-28-9	1,3-Dichloropropane	1.0	U	1.0	0.16
594-20-7	2,2-Dichloropropane	1.0	U	1.0	0.13
563-58-6	1,1-Dichloropropene	1.0	U	1.0	0.13
108-20-3	Diisopropyl ether	5.0	U	5.0	1.5
100-41-4	Ethylbenzene	1.0	U	1.0	0.17

FORM I
GC/MS VOA ORGANICS ANALYSIS DATA SHEET

Lab Name: TestAmerica North Canton | Job No.: 240-2908-1

SDG No.:

Client Sample ID: MSA-SW42C-3-081611 | Lab Sample ID: 240-2908-10

Matrix: Water | Lab File ID: UXM8303.D

Analysis Method: 8260B | Date Collected: 08/16/2011 12:08

Sample wt/vol: 5(mL) | Date Analyzed: 08/18/2011 19:10

Soil Aliquot Vol: | Dilution Factor: 1

Soil Extract Vol.: | GC Column: DB-624 ID: 0.18(mm)

% Moisture: | Level: (low/med) Low

Analysis Batch No.: 12486 | Units: ug/L

CAS NO.	COMPOUND NAME	RESULT	Q	RL	MDL
637-92-3	Ethyl-t-butyl ether (ETBE)	5.0	U	5.0	0.11
87-68-3	Hexachlorobutadiene	1.0	U	1.0	0.30
591-78-6	2-Hexanone	5.0	U	5.0	0.41
98-82-8	Isopropylbenzene	1.0	U	1.0	0.13
75-09-2	Methylene Chloride	1.0	U	1.0	0.33
108-10-1	4-Methyl-2-pentanone	5.0	U	5.0	0.32
1634-04-4	Methyl tert-butyl ether	5.0	U	5.0	0.17
179601-23-1	m-Xylene & p-Xylene	2.0	U	2.0	0.24
91-20-3	Naphthalene	1.0	U	1.0	0.24
104-51-8	n-Butylbenzene	1.0	U	1.0	0.12
103-65-1	n-Propylbenzene	1.0	U	1.0	0.14
95-47-6	o-Xylene	1.0	U	1.0	0.14
99-87-6	p-Isopropyltoluene	1.0	U	1.0	0.12
135-98-8	sec-Butylbenzene	1.0	U	1.0	0.13
100-42-5	Styrene	1.0	U	1.0	0.11
994-05-8	Tert-amyl-methyl ether (TAME)	5.0	U	5.0	0.067
75-65-0	tert-Butyl alcohol	20	U	20	3.9
98-06-6	tert-Butylbenzene	1.0	U	1.0	0.13
630-20-6	1,1,1,2-Tetrachloroethane	1.0	U	1.0	0.23
79-34-5	1,1,2,2-Tetrachloroethane	1.0	U	1.0	0.18
127-18-4	Tetrachloroethene	1.0	U	1.0	0.29
108-88-3	Toluene	1.0	U	1.0	0.13
156-60-5	trans-1,2-Dichloroethene	1.0	U	1.0	0.19
10061-02-6	trans-1,3-Dichloropropene	1.0	U	1.0	0.19
87-61-6	1,2,3-Trichlorobenzene	1.0	U	1.0	0.17
120-82-1	1,2,4-Trichlorobenzene	1.0	U	1.0	0.15
71-55-6	1,1,1-Trichloroethane	1.0	U	1.0	0.22
79-01-6	Trichloroethene	0.44	J	1.0	0.17
75-69-4	Trichlorofluoromethane	1.0	U	1.0	0.21
96-18-4	1,2,3-Trichloropropane	1.0	U	1.0	0.43
76-13-1	1,1,2-Trichloro-1,2,2-trichfluoroethane	1.0	U	1.0	0.28
526-73-8	1,2,3-Trimethylbenzene	5.0	U	5.0	0.0059
95-63-6	1,2,4-Trimethylbenzene	1.0	U	1.0	0.12
108-05-4	Vinyl acetate	2.0	U *	2.0	0.19
75-01-4	Vinyl chloride	1.0	U	1.0	0.22

FORM I
GC/MS VOA ORGANICS ANALYSIS DATA SHEET

Lab Name: TestAmerica North Canton
Job No.: 240-2908-1
SDG No.:
Client Sample ID: MSA-SW42C-3-081611
Lab Sample ID: 240-2908-10
Matrix: Water
Lab File ID: UXM8303.D
Analysis Method: 8260B
Date Collected: 08/16/2011 12:08
Sample wt/vol: 5(mL)
Date Analyzed: 08/18/2011 19:10
Soil Aliquot Vol:
Dilution Factor: 1
Soil Extract Vol.:
GC Column: DB-624 ID: 0.18(mm)
% Moisture:
Level: (low/med) Low
Analysis Batch No.: 12486
Units: ug/L

CAS NO.	COMPOUND NAME	RESULT	Q	RL	MDL
1330-20-7	Xylenes, Total	2.0	U	2.0	0.28

CAS NO.	SURROGATE	%REC	Q	LIMITS
460-00-4	4-Bromofluorobenzene (Surr)	92		66-117
1868-53-7	Dibromofluoromethane (Surr)	103		75-121
17060-07-0	1,2-Dichloroethane-d4 (Surr)	114		63-129
2037-26-5	Toluene-d8 (Surr)	94		74-115

FORM I
GC/MS VOA ORGANICS ANALYSIS DATA SHEET

Lab Name: TestAmerica North Canton
Job No.: 240-2908-1
SDG No.:
Client Sample ID: MSA-SW42C-5-081611
Lab Sample ID: 240-2908-9
Matrix: Water
Lab File ID: UXM8302.D
Analysis Method: 8260B
Date Collected: 08/16/2011 12:05
Sample wt/vol: 5(mL)
Date Analyzed: 08/18/2011 18:47
Soil Aliquot Vol:
Dilution Factor: 1
Soil Extract Vol.:
GC Column: DB-624 ID: 0.18(mm)
% Moisture:
Level: (low/med) Low
Analysis Batch No.: 12486
Units: ug/L

CAS NO.	COMPOUND NAME	RESULT	Q	RL	MDL
67-64-1	Acetone	5.0	U	5.0	1.1
71-43-2	Benzene	1.0	U	1.0	0.13
108-86-1	Bromobenzene	1.0	U	1.0	0.13
74-97-5	Bromochloromethane	1.0	U	1.0	0.29
75-27-4	Bromodichloromethane	1.0	U	1.0	0.15
75-25-2	Bromoform	1.0	U	1.0	0.64
74-83-9	Bromomethane	1.0	U	1.0	0.41
78-93-3	2-Butanone	5.0	U	5.0	0.57
75-15-0	Carbon disulfide	1.0	U	1.0	0.13
56-23-5	Carbon tetrachloride	1.0	U	1.0	0.13
108-90-7	Chlorobenzene	1.0	U	1.0	0.15
75-00-3	Chloroethane	1.0	U	1.0	0.29
110-75-8	2-Chloroethyl vinyl ether	10	U	10	0.99
67-66-3	Chloroform	1.0	U	1.0	0.16
74-87-3	Chloromethane	1.0	U	1.0	0.30
95-49-8	2-Chlorotoluene	1.0	U	1.0	0.11
106-43-4	4-Chlorotoluene	1.0	U	1.0	0.18
156-59-2	cis-1,2-Dichloroethene	1.0	U	1.0	0.17
10061-01-5	cis-1,3-Dichloropropene	1.0	U	1.0	0.14
124-48-1	Dibromochloromethane	1.0	U	1.0	0.18
96-12-8	1,2-Dibromo-3-Chloropropane	5.0	U	5.0	0.67
106-93-4	1,2-Dibromoethane	1.0	U	1.0	0.24
74-95-3	Dibromomethane	1.0	U	1.0	0.28
95-50-1	1,2-Dichlorobenzene	1.0	U	1.0	0.13
541-73-1	1,3-Dichlorobenzene	1.0	U	1.0	0.14
106-46-7	1,4-Dichlorobenzene	1.0	U	1.0	0.13
75-71-8	Dichlorodifluoromethane	1.0	U	1.0	0.31
75-34-3	1,1-Dichloroethane	1.0	U	1.0	0.15
107-06-2	1,2-Dichloroethane	1.0	U	1.0	0.22
75-35-4	1,1-Dichloroethene	1.0	U	1.0	0.19
78-87-5	1,2-Dichloropropane	1.0	U	1.0	0.18
142-28-9	1,3-Dichloropropane	1.0	U	1.0	0.16
594-20-7	2,2-Dichloropropane	1.0	U	1.0	0.13
563-58-6	1,1-Dichloropropene	1.0	U	1.0	0.13
108-20-3	Diisopropyl ether	5.0	U	5.0	1.5
100-41-4	Ethylbenzene	1.0	U	1.0	0.17

FORM I
GC/MS VOA ORGANICS ANALYSIS DATA SHEET

Lab Name: TestAmerica North Canton
Job No.: 240-2908-1
SDG No.:
Client Sample ID: MSA-SW42C-5-081611
Lab Sample ID: 240-2908-9
Matrix: Water
Lab File ID: UXM8302.D
Analysis Method: 8260B
Date Collected: 08/16/2011 12:05
Sample wt/vol: 5(mL)
Date Analyzed: 08/18/2011 18:47
Soil Aliquot Vol:
Dilution Factor: 1
Soil Extract Vol.:
GC Column: DB-624 ID: 0.18(mm)
% Moisture:
Level: (low/med) Low
Analysis Batch No.: 12486
Units: ug/L

CAS NO.	COMPOUND NAME	RESULT	Q	RL	MDL
637-92-3	Ethyl-t-butyl ether (ETBE)	5.0	U	5.0	0.11
87-68-3	Hexachlorobutadiene	1.0	U	1.0	0.30
591-78-6	2-Hexanone	5.0	U	5.0	0.41
98-82-8	Isopropylbenzene	1.0	U	1.0	0.13
75-09-2	Methylene Chloride	1.0	U	1.0	0.33
108-10-1	4-Methyl-2-pentanone	5.0	U	5.0	0.32
1634-04-4	Methyl tert-butyl ether	5.0	U	5.0	0.17
179601-23-1	m-Xylene & p-Xylene	2.0	U	2.0	0.24
91-20-3	Naphthalene	1.0	U	1.0	0.24
104-51-8	n-Butylbenzene	1.0	U	1.0	0.12
103-65-1	n-Propylbenzene	1.0	U	1.0	0.14
95-47-6	o-Xylene	1.0	U	1.0	0.14
99-87-6	p-Isopropyltoluene	1.0	U	1.0	0.12
135-98-8	sec-Butylbenzene	1.0	U	1.0	0.13
100-42-5	Styrene	1.0	U	1.0	0.11
994-05-8	Tert-amyl-methyl ether (TAME)	5.0	U	5.0	0.067
75-65-0	tert-Butyl alcohol	20	U	20	3.9
98-06-6	tert-Butylbenzene	1.0	U	1.0	0.13
630-20-6	1,1,1,2-Tetrachloroethane	1.0	U	1.0	0.23
79-34-5	1,1,2,2-Tetrachloroethane	1.0	U	1.0	0.18
127-18-4	Tetrachloroethene	1.0	U	1.0	0.29
108-88-3	Toluene	1.0	U	1.0	0.13
156-60-5	trans-1,2-Dichloroethene	1.0	U	1.0	0.19
10061-02-6	trans-1,3-Dichloropropene	1.0	U	1.0	0.19
87-61-6	1,2,3-Trichlorobenzene	1.0	U	1.0	0.17
120-82-1	1,2,4-Trichlorobenzene	1.0	U	1.0	0.15
71-55-6	1,1,1-Trichloroethane	1.0	U	1.0	0.22
79-01-6	Trichloroethene	0.50	J	1.0	0.17
75-69-4	Trichlorofluoromethane	1.0	U	1.0	0.21
96-18-4	1,2,3-Trichloropropane	1.0	U	1.0	0.43
76-13-1	1,1,2-Trichloro-1,2,2-trichfluoroethane	1.0	U	1.0	0.28
526-73-8	1,2,3-Trimethylbenzene	5.0	U	5.0	0.0059
95-63-6	1,2,4-Trimethylbenzene	1.0	U	1.0	0.12
108-05-4	Vinyl acetate	2.0	U *	2.0	0.19
75-01-4	Vinyl chloride	1.0	U	1.0	0.22

FORM I
GC/MS VOA ORGANICS ANALYSIS DATA SHEET

Lab Name: TestAmerica North Canton
Job No.: 240-2908-1
SDG No.:
Client Sample ID: MSA-SW42C-5-081611
Lab Sample ID: 240-2908-9
Matrix: Water
Lab File ID: UXM8302.D
Analysis Method: 8260B
Date Collected: 08/16/2011 12:05
Sample wt/vol: 5(mL)
Date Analyzed: 08/18/2011 18:47
Soil Aliquot Vol:
Dilution Factor: 1
Soil Extract Vol.:
GC Column: DB-624 ID: 0.18(mm)
% Moisture:
Level: (low/med) Low
Analysis Batch No.: 12486
Units: ug/L

CAS NO.	COMPOUND NAME	RESULT	Q	RL	MDL
1330-20-7	Xylenes, Total	2.0	U	2.0	0.28

CAS NO.	SURROGATE	%REC	Q	LIMITS
460-00-4	4-Bromofluorobenzene (Surr)	83		66-117
1868-53-7	Dibromofluoromethane (Surr)	97		75-121
17060-07-0	1,2-Dichloroethane-d4 (Surr)	103		63-129
2037-26-5	Toluene-d8 (Surr)	84		74-115

FORM I
GC/MS VOA ORGANICS ANALYSIS DATA SHEET

Lab Name: TestAmerica North Canton | Job No.: 240-2908-1

SDG No.:

Client Sample ID: MSA-SW43A-1-081611-LT | Lab Sample ID: 240-2908-12

Matrix: Water | Lab File ID: UXM8305.D

Analysis Method: 8260B | Date Collected: 08/16/2011 14:20

Sample wt/vol: 5(mL) | Date Analyzed: 08/18/2011 19:55

Soil Aliquot Vol: | Dilution Factor: 1

Soil Extract Vol.: | GC Column: DB-624 ID: 0.18(mm)

% Moisture: | Level: (low/med) Low

Analysis Batch No.: 12486 | Units: ug/L

CAS NO.	COMPOUND NAME	RESULT	Q	RL	MDL
67-64-1	Acetone	5.0	U	5.0	1.1
71-43-2	Benzene	1.0	U	1.0	0.13
108-86-1	Bromobenzene	1.0	U	1.0	0.13
74-97-5	Bromochloromethane	1.0	U	1.0	0.29
75-27-4	Bromodichloromethane	1.0	U	1.0	0.15
75-25-2	Bromoform	1.0	U	1.0	0.64
74-83-9	Bromomethane	1.0	U	1.0	0.41
78-93-3	2-Butanone	5.0	U	5.0	0.57
75-15-0	Carbon disulfide	1.0	U	1.0	0.13
56-23-5	Carbon tetrachloride	1.0	U	1.0	0.13
108-90-7	Chlorobenzene	1.0	U	1.0	0.15
75-00-3	Chloroethane	1.0	U	1.0	0.29
110-75-8	2-Chloroethyl vinyl ether	10	U	10	0.99
67-66-3	Chloroform	1.0	U	1.0	0.16
74-87-3	Chloromethane	1.0	U	1.0	0.30
95-49-8	2-Chlorotoluene	1.0	U	1.0	0.11
106-43-4	4-Chlorotoluene	1.0	U	1.0	0.18
156-59-2	cis-1,2-Dichloroethene	0.88	J	1.0	0.17
10061-01-5	cis-1,3-Dichloropropene	1.0	U	1.0	0.14
124-48-1	Dibromochloromethane	1.0	U	1.0	0.18
96-12-8	1,2-Dibromo-3-Chloropropane	5.0	U	5.0	0.67
106-93-4	1,2-Dibromoethane	1.0	U	1.0	0.24
74-95-3	Dibromomethane	1.0	U	1.0	0.28
95-50-1	1,2-Dichlorobenzene	1.0	U	1.0	0.13
541-73-1	1,3-Dichlorobenzene	1.0	U	1.0	0.14
106-46-7	1,4-Dichlorobenzene	1.0	U	1.0	0.13
75-71-8	Dichlorodifluoromethane	1.0	U	1.0	0.31
75-34-3	1,1-Dichloroethane	1.0	U	1.0	0.15
107-06-2	1,2-Dichloroethane	1.0	U	1.0	0.22
75-35-4	1,1-Dichloroethene	1.0	U	1.0	0.19
78-87-5	1,2-Dichloropropane	1.0	U	1.0	0.18
142-28-9	1,3-Dichloropropane	1.0	U	1.0	0.16
594-20-7	2,2-Dichloropropane	1.0	U	1.0	0.13
563-58-6	1,1-Dichloropropene	1.0	U	1.0	0.13
108-20-3	Diisopropyl ether	5.0	U	5.0	1.5
100-41-4	Ethylbenzene	1.0	U	1.0	0.17

FORM I
GC/MS VOA ORGANICS ANALYSIS DATA SHEET

Lab Name: TestAmerica North Canton
Job No.: 240-2908-1
SDG No.:
Client Sample ID: MSA-SW43A-1-081611-LT
Lab Sample ID: 240-2908-12
Matrix: Water
Lab File ID: UXM8305.D
Analysis Method: 8260B
Date Collected: 08/16/2011 14:20
Sample wt/vol: 5(mL)
Date Analyzed: 08/18/2011 19:55
Soil Aliquot Vol:
Dilution Factor: 1
Soil Extract Vol.:
GC Column: DB-624 ID: 0.18(mm)
% Moisture:
Level: (low/med) Low
Analysis Batch No.: 12486
Units: ug/L

CAS NO.	COMPOUND NAME	RESULT	Q	RL	MDL
637-92-3	Ethyl-t-butyl ether (ETBE)	5.0	U	5.0	0.11
87-68-3	Hexachlorobutadiene	1.0	U	1.0	0.30
591-78-6	2-Hexanone	5.0	U	5.0	0.41
98-82-8	Isopropylbenzene	1.0	U	1.0	0.13
75-09-2	Methylene Chloride	1.0	U	1.0	0.33
108-10-1	4-Methyl-2-pentanone	5.0	U	5.0	0.32
1634-04-4	Methyl tert-butyl ether	5.0	U	5.0	0.17
179601-23-1	m-Xylene & p-Xylene	2.0	U	2.0	0.24
91-20-3	Naphthalene	1.0	U	1.0	0.24
104-51-8	n-Butylbenzene	1.0	U	1.0	0.12
103-65-1	n-Propylbenzene	1.0	U	1.0	0.14
95-47-6	o-Xylene	1.0	U	1.0	0.14
99-87-6	p-Isopropyltoluene	1.0	U	1.0	0.12
135-98-8	sec-Butylbenzene	1.0	U	1.0	0.13
100-42-5	Styrene	1.0	U	1.0	0.11
994-05-8	Tert-amyl-methyl ether (TAME)	5.0	U	5.0	0.067
75-65-0	tert-Butyl alcohol	20	U	20	3.9
98-06-6	tert-Butylbenzene	1.0	U	1.0	0.13
630-20-6	1,1,1,2-Tetrachloroethane	1.0	U	1.0	0.23
79-34-5	1,1,2,2-Tetrachloroethane	1.0	U	1.0	0.18
127-18-4	Tetrachloroethene	1.0	U	1.0	0.29
108-88-3	Toluene	1.0	U	1.0	0.13
156-60-5	trans-1,2-Dichloroethene	1.0	U	1.0	0.19
10061-02-6	trans-1,3-Dichloropropene	1.0	U	1.0	0.19
87-61-6	1,2,3-Trichlorobenzene	1.0	U	1.0	0.17
120-82-1	1,2,4-Trichlorobenzene	1.0	U	1.0	0.15
71-55-6	1,1,1-Trichloroethane	1.0	U	1.0	0.22
79-01-6	Trichloroethene	1.2		1.0	0.17
75-69-4	Trichlorofluoromethane	1.0	U	1.0	0.21
96-18-4	1,2,3-Trichloropropane	1.0	U	1.0	0.43
76-13-1	1,1,2-Trichloro-1,2,2-trichfluoroethane	1.0	U	1.0	0.28
526-73-8	1,2,3-Trimethylbenzene	5.0	U	5.0	0.0059
95-63-6	1,2,4-Trimethylbenzene	1.0	U	1.0	0.12
108-05-4	Vinyl acetate	2.0	U *	2.0	0.19
75-01-4	Vinyl chloride	0.34	J	1.0	0.22

FORM I
GC/MS VOA ORGANICS ANALYSIS DATA SHEET

Lab Name: TestAmerica North Canton
Job No.: 240-2908-1
SDG No.:
Client Sample ID: MSA-SW43A-1-081611-LT
Lab Sample ID: 240-2908-12
Matrix: Water
Lab File ID: UXM8305.D
Analysis Method: 8260B
Date Collected: 08/16/2011 14:20
Sample wt/vol: 5(mL)
Date Analyzed: 08/18/2011 19:55
Soil Aliquot Vol:
Dilution Factor: 1
Soil Extract Vol.:
GC Column: DB-624 ID: 0.18(mm)
% Moisture:
Level: (low/med) Low
Analysis Batch No.: 12486
Units: ug/L

CAS NO.	COMPOUND NAME	RESULT	Q	RL	MDL
1330-20-7	Xylenes, Total	2.0	U	2.0	0.28

CAS NO.	SURROGATE	%REC	Q	LIMITS
460-00-4	4-Bromofluorobenzene (Surr)	88		66-117
1868-53-7	Dibromofluoromethane (Surr)	102		75-121
17060-07-0	1,2-Dichloroethane-d4 (Surr)	106		63-129
2037-26-5	Toluene-d8 (Surr)	89		74-115

FORM I
GC/MS VOA ORGANICS ANALYSIS DATA SHEET

Lab Name: TestAmerica North Canton
Job No.: 240-2908-1
SDG No.:
Client Sample ID: MSA-SW43B-1-081611-LT
Lab Sample ID: 240-2908-14
Matrix: Water
Lab File ID: UXM8307.D
Analysis Method: 8260B
Date Collected: 08/16/2011 14:30
Sample wt/vol: 5(mL)
Date Analyzed: 08/18/2011 20:40
Soil Aliquot Vol:
Dilution Factor: 1
Soil Extract Vol.:
GC Column: DB-624 ID: 0.18(mm)
% Moisture:
Level: (low/med) Low
Analysis Batch No.: 12486
Units: ug/L

CAS NO.	COMPOUND NAME	RESULT	Q	RL	MDL
67-64-1	Acetone	5.0	U	5.0	1.1
71-43-2	Benzene	1.0	U	1.0	0.13
108-86-1	Bromobenzene	1.0	U	1.0	0.13
74-97-5	Bromochloromethane	1.0	U	1.0	0.29
75-27-4	Bromodichloromethane	1.0	U	1.0	0.15
75-25-2	Bromoform	1.0	U	1.0	0.64
74-83-9	Bromomethane	1.0	U	1.0	0.41
78-93-3	2-Butanone	5.0	U	5.0	0.57
75-15-0	Carbon disulfide	1.0	U	1.0	0.13
56-23-5	Carbon tetrachloride	1.0	U	1.0	0.13
108-90-7	Chlorobenzene	1.0	U	1.0	0.15
75-00-3	Chloroethane	1.0	U	1.0	0.29
110-75-8	2-Chloroethyl vinyl ether	10	U	10	0.99
67-66-3	Chloroform	1.0	U	1.0	0.16
74-87-3	Chloromethane	1.0	U	1.0	0.30
95-49-8	2-Chlorotoluene	1.0	U	1.0	0.11
106-43-4	4-Chlorotoluene	1.0	U	1.0	0.18
156-59-2	cis-1,2-Dichloroethene	1.0		1.0	0.17
10061-01-5	cis-1,3-Dichloropropene	1.0	U	1.0	0.14
124-48-1	Dibromochloromethane	1.0	U	1.0	0.18
96-12-8	1,2-Dibromo-3-Chloropropane	5.0	U	5.0	0.67
106-93-4	1,2-Dibromoethane	1.0	U	1.0	0.24
74-95-3	Dibromomethane	1.0	U	1.0	0.28
95-50-1	1,2-Dichlorobenzene	1.0	U	1.0	0.13
541-73-1	1,3-Dichlorobenzene	1.0	U	1.0	0.14
106-46-7	1,4-Dichlorobenzene	1.0	U	1.0	0.13
75-71-8	Dichlorodifluoromethane	1.0	U	1.0	0.31
75-34-3	1,1-Dichloroethane	1.0	U	1.0	0.15
107-06-2	1,2-Dichloroethane	1.0	U	1.0	0.22
75-35-4	1,1-Dichloroethene	1.0	U	1.0	0.19
78-87-5	1,2-Dichloropropane	1.0	U	1.0	0.18
142-28-9	1,3-Dichloropropane	1.0	U	1.0	0.16
594-20-7	2,2-Dichloropropane	1.0	U	1.0	0.13
563-58-6	1,1-Dichloropropene	1.0	U	1.0	0.13
108-20-3	Diisopropyl ether	5.0	U	5.0	1.5
100-41-4	Ethylbenzene	1.0	U	1.0	0.17

FORM I
GC/MS VOA ORGANICS ANALYSIS DATA SHEET

Lab Name: TestAmerica North Canton | Job No.: 240-2908-1

SDG No.:

Client Sample ID: MSA-SW43B-1-081611-LT | Lab Sample ID: 240-2908-14

Matrix: Water | Lab File ID: UXM8307.D

Analysis Method: 8260B | Date Collected: 08/16/2011 14:30

Sample wt/vol: 5(mL) | Date Analyzed: 08/18/2011 20:40

Soil Aliquot Vol: | Dilution Factor: 1

Soil Extract Vol.: | GC Column: DB-624 ID: 0.18(mm)

% Moisture: | Level: (low/med) Low

Analysis Batch No.: 12486 | Units: ug/L

CAS NO.	COMPOUND NAME	RESULT	Q	RL	MDL
637-92-3	Ethyl-t-butyl ether (ETBE)	5.0	U	5.0	0.11
87-68-3	Hexachlorobutadiene	1.0	U	1.0	0.30
591-78-6	2-Hexanone	5.0	U	5.0	0.41
98-82-8	Isopropylbenzene	1.0	U	1.0	0.13
75-09-2	Methylene Chloride	1.0	U	1.0	0.33
108-10-1	4-Methyl-2-pentanone	5.0	U	5.0	0.32
1634-04-4	Methyl tert-butyl ether	5.0	U	5.0	0.17
179601-23-1	m-Xylene & p-Xylene	2.0	U	2.0	0.24
91-20-3	Naphthalene	1.0	U	1.0	0.24
104-51-8	n-Butylbenzene	1.0	U	1.0	0.12
103-65-1	n-Propylbenzene	1.0	U	1.0	0.14
95-47-6	o-Xylene	1.0	U	1.0	0.14
99-87-6	p-Isopropyltoluene	1.0	U	1.0	0.12
135-98-8	sec-Butylbenzene	1.0	U	1.0	0.13
100-42-5	Styrene	1.0	U	1.0	0.11
994-05-8	Tert-amyl-methyl ether (TAME)	5.0	U	5.0	0.067
75-65-0	tert-Butyl alcohol	20	U	20	3.9
98-06-6	tert-Butylbenzene	1.0	U	1.0	0.13
630-20-6	1,1,1,2-Tetrachloroethane	1.0	U	1.0	0.23
79-34-5	1,1,2,2-Tetrachloroethane	1.0	U	1.0	0.18
127-18-4	Tetrachloroethene	1.0	U	1.0	0.29
108-88-3	Toluene	1.0	U	1.0	0.13
156-60-5	trans-1,2-Dichloroethene	1.0	U	1.0	0.19
10061-02-6	trans-1,3-Dichloropropene	1.0	U	1.0	0.19
87-61-6	1,2,3-Trichlorobenzene	1.0	U	1.0	0.17
120-82-1	1,2,4-Trichlorobenzene	1.0	U	1.0	0.15
71-55-6	1,1,1-Trichloroethane	1.0	U	1.0	0.22
79-01-6	Trichloroethene	1.4		1.0	0.17
75-69-4	Trichlorofluoromethane	1.0	U	1.0	0.21
96-18-4	1,2,3-Trichloropropane	1.0	U	1.0	0.43
76-13-1	1,1,2-Trichloro-1,2,2-trichfluoroethane	1.0	U	1.0	0.28
526-73-8	1,2,3-Trimethylbenzene	5.0	U	5.0	0.0059
95-63-6	1,2,4-Trimethylbenzene	1.0	U	1.0	0.12
108-05-4	Vinyl acetate	2.0	U *	2.0	0.19
75-01-4	Vinyl chloride	0.72	J	1.0	0.22

FORM I

GC/MS VOA ORGANICS ANALYSIS DATA SHEET

Lab Name: TestAmerica North Canton | Job No.: 240-2908-1

SDG No.:

Client Sample ID: MSA-SW43B-1-081611-LT | Lab Sample ID: 240-2908-14

Matrix: Water | Lab File ID: UXM8307.D

Analysis Method: 8260B | Date Collected: 08/16/2011 14:30

Sample wt/vol: 5(mL) | Date Analyzed: 08/18/2011 20:40

Soil Aliquot Vol: | Dilution Factor: 1

Soil Extract Vol.: | GC Column: DB-624 ID: 0.18(mm)

% Moisture: | Level: (low/med) Low

Analysis Batch No.: 12486 | Units: ug/L

CAS NO.	COMPOUND NAME	RESULT	Q	RL	MDL
1330-20-7	Xylenes, Total	2.0	U	2.0	0.28

CAS NO.	SURROGATE	%REC	Q	LIMITS
460-00-4	4-Bromofluorobenzene (Surr)	89		66-117
1868-53-7	Dibromofluoromethane (Surr)	107		75-121
17060-07-0	1,2-Dichloroethane-d4 (Surr)	112		63-129
2037-26-5	Toluene-d8 (Surr)	88		74-115

FORM I
GC/MS VOA ORGANICS ANALYSIS DATA SHEET

Lab Name: TestAmerica North Canton
Job No.: 240-2908-1
SDG No.:
Client Sample ID: MSA-SW43B-3-081611-LT
Lab Sample ID: 240-2908-13
Matrix: Water
Lab File ID: UXM8306.D
Analysis Method: 8260B
Date Collected: 08/16/2011 14:27
Sample wt/vol: 5(mL)
Date Analyzed: 08/18/2011 20:17
Soil Aliquot Vol:
Dilution Factor: 1
Soil Extract Vol.:
GC Column: DB-624 ID: 0.18(mm)
% Moisture:
Level: (low/med) Low
Analysis Batch No.: 12486
Units: ug/L

CAS NO.	COMPOUND NAME	RESULT	Q	RL	MDL
67-64-1	Acetone	5.0	U	5.0	1.1
71-43-2	Benzene	1.0	U	1.0	0.13
108-86-1	Bromobenzene	1.0	U	1.0	0.13
74-97-5	Bromochloromethane	1.0	U	1.0	0.29
75-27-4	Bromodichloromethane	1.0	U	1.0	0.15
75-25-2	Bromoform	1.0	U	1.0	0.64
74-83-9	Bromomethane	1.0	U	1.0	0.41
78-93-3	2-Butanone	5.0	U	5.0	0.57
75-15-0	Carbon disulfide	1.0	U	1.0	0.13
56-23-5	Carbon tetrachloride	1.0	U	1.0	0.13
108-90-7	Chlorobenzene	1.0	U	1.0	0.15
75-00-3	Chloroethane	1.0	U	1.0	0.29
110-75-8	2-Chloroethyl vinyl ether	10	U	10	0.99
67-66-3	Chloroform	1.0	U	1.0	0.16
74-87-3	Chloromethane	1.0	U	1.0	0.30
95-49-8	2-Chlorotoluene	1.0	U	1.0	0.11
106-43-4	4-Chlorotoluene	1.0	U	1.0	0.18
156-59-2	cis-1,2-Dichloroethene	0.74	J	1.0	0.17
10061-01-5	cis-1,3-Dichloropropene	1.0	U	1.0	0.14
124-48-1	Dibromochloromethane	1.0	U	1.0	0.18
96-12-8	1,2-Dibromo-3-Chloropropane	5.0	U	5.0	0.67
106-93-4	1,2-Dibromoethane	1.0	U	1.0	0.24
74-95-3	Dibromomethane	1.0	U	1.0	0.28
95-50-1	1,2-Dichlorobenzene	1.0	U	1.0	0.13
541-73-1	1,3-Dichlorobenzene	1.0	U	1.0	0.14
106-46-7	1,4-Dichlorobenzene	1.0	U	1.0	0.13
75-71-8	Dichlorodifluoromethane	1.0	U	1.0	0.31
75-34-3	1,1-Dichloroethane	1.0	U	1.0	0.15
107-06-2	1,2-Dichloroethane	1.0	U	1.0	0.22
75-35-4	1,1-Dichloroethene	1.0	U	1.0	0.19
78-87-5	1,2-Dichloropropane	1.0	U	1.0	0.18
142-28-9	1,3-Dichloropropane	1.0	U	1.0	0.16
594-20-7	2,2-Dichloropropane	1.0	U	1.0	0.13
563-58-6	1,1-Dichloropropene	1.0	U	1.0	0.13
108-20-3	Diisopropyl ether	5.0	U	5.0	1.5
100-41-4	Ethylbenzene	1.0	U	1.0	0.17

FORM I
GC/MS VOA ORGANICS ANALYSIS DATA SHEET

Lab Name: TestAmerica North Canton
Job No.: 240-2908-1
SDG No.:
Client Sample ID: MSA-SW43B-3-081611-LT
Lab Sample ID: 240-2908-13
Matrix: Water
Lab File ID: UXM8306.D
Analysis Method: 8260B
Date Collected: 08/16/2011 14:27
Sample wt/vol: 5(mL)
Date Analyzed: 08/18/2011 20:17
Soil Aliquot Vol:
Dilution Factor: 1
Soil Extract Vol.:
GC Column: DB-624 ID: 0.18(mm)
% Moisture:
Level: (low/med) Low
Analysis Batch No.: 12486
Units: ug/L

CAS NO.	COMPOUND NAME	RESULT	Q	RL	MDL
637-92-3	Ethyl-t-butyl ether (ETBE)	5.0	U	5.0	0.11
87-68-3	Hexachlorobutadiene	1.0	U	1.0	0.30
591-78-6	2-Hexanone	5.0	U	5.0	0.41
98-82-8	Isopropylbenzene	1.0	U	1.0	0.13
75-09-2	Methylene Chloride	1.0	U	1.0	0.33
108-10-1	4-Methyl-2-pentanone	5.0	U	5.0	0.32
1634-04-4	Methyl tert-butyl ether	5.0	U	5.0	0.17
179601-23-1	m-Xylene & p-Xylene	2.0	U	2.0	0.24
91-20-3	Naphthalene	1.0	U	1.0	0.24
104-51-8	n-Butylbenzene	1.0	U	1.0	0.12
103-65-1	n-Propylbenzene	1.0	U	1.0	0.14
95-47-6	o-Xylene	1.0	U	1.0	0.14
99-87-6	p-Isopropyltoluene	1.0	U	1.0	0.12
135-98-8	sec-Butylbenzene	1.0	U	1.0	0.13
100-42-5	Styrene	1.0	U	1.0	0.11
994-05-8	Tert-amyl-methyl ether (TAME)	5.0	U	5.0	0.067
75-65-0	tert-Butyl alcohol	20	U	20	3.9
98-06-6	tert-Butylbenzene	1.0	U	1.0	0.13
630-20-6	1,1,1,2-Tetrachloroethane	1.0	U	1.0	0.23
79-34-5	1,1,2,2-Tetrachloroethane	1.0	U	1.0	0.18
127-18-4	Tetrachloroethene	1.0	U	1.0	0.29
108-88-3	Toluene	1.0	U	1.0	0.13
156-60-5	trans-1,2-Dichloroethene	1.0	U	1.0	0.19
10061-02-6	trans-1,3-Dichloropropene	1.0	U	1.0	0.19
87-61-6	1,2,3-Trichlorobenzene	1.0	U	1.0	0.17
120-82-1	1,2,4-Trichlorobenzene	1.0	U	1.0	0.15
71-55-6	1,1,1-Trichloroethane	1.0	U	1.0	0.22
79-01-6	Trichloroethene	1.3		1.0	0.17
75-69-4	Trichlorofluoromethane	1.0	U	1.0	0.21
96-18-4	1,2,3-Trichloropropane	1.0	U	1.0	0.43
76-13-1	1,1,2-Trichloro-1,2,2-trichfluoroethane	1.0	U	1.0	0.28
526-73-8	1,2,3-Trimethylbenzene	5.0	U	5.0	0.0059
95-63-6	1,2,4-Trimethylbenzene	1.0	U	1.0	0.12
108-05-4	Vinyl acetate	2.0	U *	2.0	0.19
75-01-4	Vinyl chloride	0.65	J	1.0	0.22

FORM I
GC/MS VOA ORGANICS ANALYSIS DATA SHEET

Lab Name: TestAmerica North Canton
Job No.: 240-2908-1
SDG No.:
Client Sample ID: MSA-SW43B-3-081611-LT
Lab Sample ID: 240-2908-13
Matrix: Water
Lab File ID: UXM8306.D
Analysis Method: 8260B
Date Collected: 08/16/2011 14:27
Sample wt/vol: 5(mL)
Date Analyzed: 08/18/2011 20:17
Soil Aliquot Vol:
Dilution Factor: 1
Soil Extract Vol.:
GC Column: DB-624
ID: 0.18(mm)
% Moisture:
Level: (low/med) Low
Analysis Batch No.: 12486
Units: ug/L

CAS NO.	COMPOUND NAME	RESULT	Q	RL	MDL
1330-20-7	Xylenes, Total	2.0	U	2.0	0.28

CAS NO.	SURROGATE	%REC	Q	LIMITS
460-00-4	4-Bromofluorobenzene (Surr)	86		66-117
1868-53-7	Dibromofluoromethane (Surr)	102		75-121
17060-07-0	1,2-Dichloroethane-d4 (Surr)	104		63-129
2037-26-5	Toluene-d8 (Surr)	87		74-115

FORM I
GC/MS VOA ORGANICS ANALYSIS DATA SHEET

Lab Name: TestAmerica North Canton
Job No.: 240-2908-1
SDG No.:
Client Sample ID: MSA-SW43C-1-081611-LT
Lab Sample ID: 240-2908-17
Matrix: Water
Lab File ID: UXM8310.D
Analysis Method: 8260B
Date Collected: 08/16/2011 14:43
Sample wt/vol: 5(mL)
Date Analyzed: 08/18/2011 21:47
Soil Aliquot Vol:
Dilution Factor: 1
Soil Extract Vol.:
GC Column: DB-624 ID: 0.18(mm)
% Moisture:
Level: (low/med) Low
Analysis Batch No.: 12486
Units: ug/L

CAS NO.	COMPOUND NAME	RESULT	Q	RL	MDL
67-64-1	Acetone	5.0	U	5.0	1.1
71-43-2	Benzene	1.0	U	1.0	0.13
108-86-1	Bromobenzene	1.0	U	1.0	0.13
74-97-5	Bromochloromethane	1.0	U	1.0	0.29
75-27-4	Bromodichloromethane	1.0	U	1.0	0.15
75-25-2	Bromoform	1.0	U	1.0	0.64
74-83-9	Bromomethane	1.0	U	1.0	0.41
78-93-3	2-Butanone	5.0	U	5.0	0.57
75-15-0	Carbon disulfide	1.0	U	1.0	0.13
56-23-5	Carbon tetrachloride	1.0	U	1.0	0.13
108-90-7	Chlorobenzene	1.0	U	1.0	0.15
75-00-3	Chloroethane	1.0	U	1.0	0.29
110-75-8	2-Chloroethyl vinyl ether	10	U	10	0.99
67-66-3	Chloroform	1.0	U	1.0	0.16
74-87-3	Chloromethane	1.0	U	1.0	0.30
95-49-8	2-Chlorotoluene	1.0	U	1.0	0.11
106-43-4	4-Chlorotoluene	1.0	U	1.0	0.18
156-59-2	cis-1,2-Dichloroethene	1.0	U	1.0	0.17
10061-01-5	cis-1,3-Dichloropropene	1.0	U	1.0	0.14
124-48-1	Dibromochloromethane	1.0	U	1.0	0.18
96-12-8	1,2-Dibromo-3-Chloropropane	5.0	U	5.0	0.67
106-93-4	1,2-Dibromoethane	1.0	U	1.0	0.24
74-95-3	Dibromomethane	1.0	U	1.0	0.28
95-50-1	1,2-Dichlorobenzene	1.0	U	1.0	0.13
541-73-1	1,3-Dichlorobenzene	1.0	U	1.0	0.14
106-46-7	1,4-Dichlorobenzene	1.0	U	1.0	0.13
75-71-8	Dichlorodifluoromethane	1.0	U	1.0	0.31
75-34-3	1,1-Dichloroethane	1.0	U	1.0	0.15
107-06-2	1,2-Dichloroethane	1.0	U	1.0	0.22
75-35-4	1,1-Dichloroethene	1.0	U	1.0	0.19
78-87-5	1,2-Dichloropropane	1.0	U	1.0	0.18
142-28-9	1,3-Dichloropropane	1.0	U	1.0	0.16
594-20-7	2,2-Dichloropropane	1.0	U	1.0	0.13
563-58-6	1,1-Dichloropropene	1.0	U	1.0	0.13
108-20-3	Diisopropyl ether	5.0	U	5.0	1.5
100-41-4	Ethylbenzene	1.0	U	1.0	0.17

FORM I
GC/MS VOA ORGANICS ANALYSIS DATA SHEET

Lab Name: TestAmerica North Canton
Job No.: 240-2908-1
SDG No.:
Client Sample ID: MSA-SW43C-1-081611-LT
Lab Sample ID: 240-2908-17
Matrix: Water
Lab File ID: UXM8310.D
Analysis Method: 8260B
Date Collected: 08/16/2011 14:43
Sample wt/vol: 5(mL)
Date Analyzed: 08/18/2011 21:47
Soil Aliquot Vol:
Dilution Factor: 1
Soil Extract Vol.:
GC Column: DB-624 ID: 0.18(mm)
% Moisture:
Level: (low/med) Low
Analysis Batch No.: 12486
Units: ug/L

CAS NO.	COMPOUND NAME	RESULT	Q	RL	MDL
637-92-3	Ethyl-t-butyl ether (ETBE)	5.0	U	5.0	0.11
87-68-3	Hexachlorobutadiene	1.0	U	1.0	0.30
591-78-6	2-Hexanone	5.0	U	5.0	0.41
98-82-8	Isopropylbenzene	1.0	U	1.0	0.13
75-09-2	Methylene Chloride	1.0	U	1.0	0.33
108-10-1	4-Methyl-2-pentanone	5.0	U	5.0	0.32
1634-04-4	Methyl tert-butyl ether	5.0	U	5.0	0.17
179601-23-1	m-Xylene & p-Xylene	2.0	U	2.0	0.24
91-20-3	Naphthalene	1.0	U	1.0	0.24
104-51-8	n-Butylbenzene	1.0	U	1.0	0.12
103-65-1	n-Propylbenzene	1.0	U	1.0	0.14
95-47-6	o-Xylene	1.0	U	1.0	0.14
99-87-6	p-Isopropyltoluene	1.0	U	1.0	0.12
135-98-8	sec-Butylbenzene	1.0	U	1.0	0.13
100-42-5	Styrene	1.0	U	1.0	0.11
994-05-8	Tert-amyl-methyl ether (TAME)	5.0	U	5.0	0.067
75-65-0	tert-Butyl alcohol	20	U	20	3.9
98-06-6	tert-Butylbenzene	1.0	U	1.0	0.13
630-20-6	1,1,1,2-Tetrachloroethane	1.0	U	1.0	0.23
79-34-5	1,1,2,2-Tetrachloroethane	1.0	U	1.0	0.18
127-18-4	Tetrachloroethene	1.0	U	1.0	0.29
108-88-3	Toluene	1.0	U	1.0	0.13
156-60-5	trans-1,2-Dichloroethene	1.0	U	1.0	0.19
10061-02-6	trans-1,3-Dichloropropene	1.0	U	1.0	0.19
87-61-6	1,2,3-Trichlorobenzene	1.0	U	1.0	0.17
120-82-1	1,2,4-Trichlorobenzene	1.0	U	1.0	0.15
71-55-6	1,1,1-Trichloroethane	1.0	U	1.0	0.22
79-01-6	Trichloroethene	0.80	J	1.0	0.17
75-69-4	Trichlorofluoromethane	1.0	U	1.0	0.21
96-18-4	1,2,3-Trichloropropane	1.0	U	1.0	0.43
76-13-1	1,1,2-Trichloro-1,2,2-trichfluoroethane	1.0	U	1.0	0.28
526-73-8	1,2,3-Trimethylbenzene	5.0	U	5.0	0.0059
95-63-6	1,2,4-Trimethylbenzene	1.0	U	1.0	0.12
108-05-4	Vinyl acetate	2.0	U *	2.0	0.19
75-01-4	Vinyl chloride	1.0	U	1.0	0.22

FORM I
GC/MS VOA ORGANICS ANALYSIS DATA SHEET

Lab Name: TestAmerica North Canton
Job No.: 240-2908-1
SDG No.:
Client Sample ID: MSA-SW43C-1-081611-LT
Lab Sample ID: 240-2908-17
Matrix: Water
Lab File ID: UXM8310.D
Analysis Method: 8260B
Date Collected: 08/16/2011 14:43
Sample wt/vol: 5(mL)
Date Analyzed: 08/18/2011 21:47
Soil Aliquot Vol:
Dilution Factor: 1
Soil Extract Vol.:
GC Column: DB-624
ID: 0.18(mm)
% Moisture:
Level: (low/med) Low
Analysis Batch No.: 12486
Units: ug/L

CAS NO.	COMPOUND NAME	RESULT	Q	RL	MDL
1330-20-7	Xylenes, Total	2.0	U	2.0	0.28

CAS NO.	SURROGATE	%REC	Q	LIMITS
460-00-4	4-Bromofluorobenzene (Surr)	88		66-117
1868-53-7	Dibromofluoromethane (Surr)	105		75-121
17060-07-0	1,2-Dichloroethane-d4 (Surr)	113		63-129
2037-26-5	Toluene-d8 (Surr)	90		74-115

FORM I
GC/MS VOA ORGANICS ANALYSIS DATA SHEET

Lab Name: TestAmerica North Canton
Job No.: 240-2908-1
SDG No.:
Client Sample ID: MSA-SW43C-2-081611-LT
Lab Sample ID: 240-2908-16
Matrix: Water
Lab File ID: UXM8309.D
Analysis Method: 8260B
Date Collected: 08/16/2011 14:40
Sample wt/vol: 5(mL)
Date Analyzed: 08/18/2011 21:25
Soil Aliquot Vol:
Dilution Factor: 1
Soil Extract Vol.:
GC Column: DB-624 ID: 0.18(mm)
% Moisture:
Level: (low/med) Low
Analysis Batch No.: 12486
Units: ug/L

CAS NO.	COMPOUND NAME	RESULT	Q	RL	MDL
67-64-1	Acetone	5.0	U	5.0	1.1
71-43-2	Benzene	1.0	U	1.0	0.13
108-86-1	Bromobenzene	1.0	U	1.0	0.13
74-97-5	Bromochloromethane	1.0	U	1.0	0.29
75-27-4	Bromodichloromethane	1.0	U	1.0	0.15
75-25-2	Bromoform	1.0	U	1.0	0.64
74-83-9	Bromomethane	1.0	U	1.0	0.41
78-93-3	2-Butanone	5.0	U	5.0	0.57
75-15-0	Carbon disulfide	1.0	U	1.0	0.13
56-23-5	Carbon tetrachloride	1.0	U	1.0	0.13
108-90-7	Chlorobenzene	1.0	U	1.0	0.15
75-00-3	Chloroethane	1.0	U	1.0	0.29
110-75-8	2-Chloroethyl vinyl ether	10	U	10	0.99
67-66-3	Chloroform	1.0	U	1.0	0.16
74-87-3	Chloromethane	1.0	U	1.0	0.30
95-49-8	2-Chlorotoluene	1.0	U	1.0	0.11
106-43-4	4-Chlorotoluene	1.0	U	1.0	0.18
156-59-2	cis-1,2-Dichloroethene	1.0	U	1.0	0.17
10061-01-5	cis-1,3-Dichloropropene	1.0	U	1.0	0.14
124-48-1	Dibromochloromethane	1.0	U	1.0	0.18
96-12-8	1,2-Dibromo-3-Chloropropane	5.0	U	5.0	0.67
106-93-4	1,2-Dibromoethane	1.0	U	1.0	0.24
74-95-3	Dibromomethane	1.0	U	1.0	0.28
95-50-1	1,2-Dichlorobenzene	1.0	U	1.0	0.13
541-73-1	1,3-Dichlorobenzene	1.0	U	1.0	0.14
106-46-7	1,4-Dichlorobenzene	1.0	U	1.0	0.13
75-71-8	Dichlorodifluoromethane	1.0	U	1.0	0.31
75-34-3	1,1-Dichloroethane	1.0	U	1.0	0.15
107-06-2	1,2-Dichloroethane	1.0	U	1.0	0.22
75-35-4	1,1-Dichloroethene	1.0	U	1.0	0.19
78-87-5	1,2-Dichloropropane	1.0	U	1.0	0.18
142-28-9	1,3-Dichloropropane	1.0	U	1.0	0.16
594-20-7	2,2-Dichloropropane	1.0	U	1.0	0.13
563-58-6	1,1-Dichloropropene	1.0	U	1.0	0.13
108-20-3	Diisopropyl ether	5.0	U	5.0	1.5
100-41-4	Ethylbenzene	1.0	U	1.0	0.17

FORM I
GC/MS VOA ORGANICS ANALYSIS DATA SHEET

Lab Name: TestAmerica North Canton
Job No.: 240-2908-1
SDG No.:
Client Sample ID: MSA-SW43C-2-081611-LT
Lab Sample ID: 240-2908-16
Matrix: Water
Lab File ID: UXM8309.D
Analysis Method: 8260B
Date Collected: 08/16/2011 14:40
Sample wt/vol: 5(mL)
Date Analyzed: 08/18/2011 21:25
Soil Aliquot Vol:
Dilution Factor: 1
Soil Extract Vol.:
GC Column: DB-624 ID: 0.18(mm)
% Moisture:
Level: (low/med) Low
Analysis Batch No.: 12486
Units: ug/L

CAS NO.	COMPOUND NAME	RESULT	Q	RL	MDL
637-92-3	Ethyl-t-butyl ether (ETBE)	5.0	U	5.0	0.11
87-68-3	Hexachlorobutadiene	1.0	U	1.0	0.30
591-78-6	2-Hexanone	5.0	U	5.0	0.41
98-82-8	Isopropylbenzene	1.0	U	1.0	0.13
75-09-2	Methylene Chloride	1.0	U	1.0	0.33
108-10-1	4-Methyl-2-pentanone	5.0	U	5.0	0.32
1634-04-4	Methyl tert-butyl ether	5.0	U	5.0	0.17
179601-23-1	m-Xylene & p-Xylene	2.0	U	2.0	0.24
91-20-3	Naphthalene	1.0	U	1.0	0.24
104-51-8	n-Butylbenzene	1.0	U	1.0	0.12
103-65-1	n-Propylbenzene	1.0	U	1.0	0.14
95-47-6	o-Xylene	1.0	U	1.0	0.14
99-87-6	p-Isopropyltoluene	1.0	U	1.0	0.12
135-98-8	sec-Butylbenzene	1.0	U	1.0	0.13
100-42-5	Styrene	1.0	U	1.0	0.11
994-05-8	Tert-amyl-methyl ether (TAME)	5.0	U	5.0	0.067
75-65-0	tert-Butyl alcohol	20	U	20	3.9
98-06-6	tert-Butylbenzene	1.0	U	1.0	0.13
630-20-6	1,1,1,2-Tetrachloroethane	1.0	U	1.0	0.23
79-34-5	1,1,2,2-Tetrachloroethane	1.0	U	1.0	0.18
127-18-4	Tetrachloroethene	1.0	U	1.0	0.29
108-88-3	Toluene	0.18	J	1.0	0.13
156-60-5	trans-1,2-Dichloroethene	1.0	U	1.0	0.19
10061-02-6	trans-1,3-Dichloropropene	1.0	U	1.0	0.19
87-61-6	1,2,3-Trichlorobenzene	1.0	U	1.0	0.17
120-82-1	1,2,4-Trichlorobenzene	1.0	U	1.0	0.15
71-55-6	1,1,1-Trichloroethane	1.0	U	1.0	0.22
79-01-6	Trichloroethene	0.77	J	1.0	0.17
75-69-4	Trichlorofluoromethane	1.0	U	1.0	0.21
96-18-4	1,2,3-Trichloropropane	1.0	U	1.0	0.43
76-13-1	1,1,2-Trichloro-1,2,2-trichfluoroethane	1.0	U	1.0	0.28
526-73-8	1,2,3-Trimethylbenzene	5.0	U	5.0	0.0059
95-63-6	1,2,4-Trimethylbenzene	1.0	U	1.0	0.12
108-05-4	Vinyl acetate	2.0	U *	2.0	0.19
75-01-4	Vinyl chloride	0.31	J	1.0	0.22

FORM I
GC/MS VOA ORGANICS ANALYSIS DATA SHEET

Lab Name: TestAmerica North Canton
Job No.: 240-2908-1
SDG No.:
Client Sample ID: MSA-SW43C-2-081611-LT
Lab Sample ID: 240-2908-16
Matrix: Water
Lab File ID: UXM8309.D
Analysis Method: 8260B
Date Collected: 08/16/2011 14:40
Sample wt/vol: 5(mL)
Date Analyzed: 08/18/2011 21:25
Soil Aliquot Vol:
Dilution Factor: 1
Soil Extract Vol.:
GC Column: DB-624 ID: 0.18(mm)
% Moisture:
Level: (low/med) Low
Analysis Batch No.: 12486
Units: ug/L

CAS NO.	COMPOUND NAME	RESULT	Q	RL	MDL
1330-20-7	Xylenes, Total	2.0	U	2.0	0.28

CAS NO.	SURROGATE	%REC	Q	LIMITS
460-00-4	4-Bromofluorobenzene (Surr)	87		66-117
1868-53-7	Dibromofluoromethane (Surr)	104		75-121
17060-07-0	1,2-Dichloroethane-d4 (Surr)	108		63-129
2037-26-5	Toluene-d8 (Surr)	88		74-115

FORM I
GC/MS VOA ORGANICS ANALYSIS DATA SHEET

Lab Name: TestAmerica North Canton
Job No.: 240-2908-1
SDG No.:
Client Sample ID: MSA-SW43C-4-081611-LT
Lab Sample ID: 240-2908-15
Matrix: Water
Lab File ID: UXM8308.D
Analysis Method: 8260B
Date Collected: 08/16/2011 14:36
Sample wt/vol: 5(mL)
Date Analyzed: 08/18/2011 21:02
Soil Aliquot Vol:
Dilution Factor: 1
Soil Extract Vol.:
GC Column: DB-624 ID: 0.18(mm)
% Moisture:
Level: (low/med) Low
Analysis Batch No.: 12486
Units: ug/L

CAS NO.	COMPOUND NAME	RESULT	Q	RL	MDL
67-64-1	Acetone	5.0	U	5.0	1.1
71-43-2	Benzene	1.0	U	1.0	0.13
108-86-1	Bromobenzene	1.0	U	1.0	0.13
74-97-5	Bromochloromethane	1.0	U	1.0	0.29
75-27-4	Bromodichloromethane	1.0	U	1.0	0.15
75-25-2	Bromoform	1.0	U	1.0	0.64
74-83-9	Bromomethane	1.0	U	1.0	0.41
78-93-3	2-Butanone	5.0	U	5.0	0.57
75-15-0	Carbon disulfide	1.0	U	1.0	0.13
56-23-5	Carbon tetrachloride	1.0	U	1.0	0.13
108-90-7	Chlorobenzene	1.0	U	1.0	0.15
75-00-3	Chloroethane	1.0	U	1.0	0.29
110-75-8	2-Chloroethyl vinyl ether	10	U	10	0.99
67-66-3	Chloroform	1.0	U	1.0	0.16
74-87-3	Chloromethane	1.0	U	1.0	0.30
95-49-8	2-Chlorotoluene	1.0	U	1.0	0.11
106-43-4	4-Chlorotoluene	1.0	U	1.0	0.18
156-59-2	cis-1,2-Dichloroethene	1.0	U	1.0	0.17
10061-01-5	cis-1,3-Dichloropropene	1.0	U	1.0	0.14
124-48-1	Dibromochloromethane	1.0	U	1.0	0.18
96-12-8	1,2-Dibromo-3-Chloropropane	5.0	U	5.0	0.67
106-93-4	1,2-Dibromoethane	1.0	U	1.0	0.24
74-95-3	Dibromomethane	1.0	U	1.0	0.28
95-50-1	1,2-Dichlorobenzene	1.0	U	1.0	0.13
541-73-1	1,3-Dichlorobenzene	1.0	U	1.0	0.14
106-46-7	1,4-Dichlorobenzene	1.0	U	1.0	0.13
75-71-8	Dichlorodifluoromethane	1.0	U	1.0	0.31
75-34-3	1,1-Dichloroethane	1.0	U	1.0	0.15
107-06-2	1,2-Dichloroethane	1.0	U	1.0	0.22
75-35-4	1,1-Dichloroethene	1.0	U	1.0	0.19
78-87-5	1,2-Dichloropropane	1.0	U	1.0	0.18
142-28-9	1,3-Dichloropropane	1.0	U	1.0	0.16
594-20-7	2,2-Dichloropropane	1.0	U	1.0	0.13
563-58-6	1,1-Dichloropropene	1.0	U	1.0	0.13
108-20-3	Diisopropyl ether	5.0	U	5.0	1.5
100-41-4	Ethylbenzene	1.0	U	1.0	0.17

FORM I
GC/MS VOA ORGANICS ANALYSIS DATA SHEET

Lab Name: TestAmerica North Canton
Job No.: 240-2908-1
SDG No.:
Client Sample ID: MSA-SW43C-4-081611-LT
Lab Sample ID: 240-2908-15
Matrix: Water
Lab File ID: UXM8308.D
Analysis Method: 8260B
Date Collected: 08/16/2011 14:36
Sample wt/vol: 5(mL)
Date Analyzed: 08/18/2011 21:02
Soil Aliquot Vol:
Dilution Factor: 1
Soil Extract Vol.:
GC Column: DB-624 ID: 0.18(mm)
% Moisture:
Level: (low/med) Low
Analysis Batch No.: 12486
Units: ug/L

CAS NO.	COMPOUND NAME	RESULT	Q	RL	MDL
637-92-3	Ethyl-t-butyl ether (ETBE)	5.0	U	5.0	0.11
87-68-3	Hexachlorobutadiene	1.0	U	1.0	0.30
591-78-6	2-Hexanone	5.0	U	5.0	0.41
98-82-8	Isopropylbenzene	1.0	U	1.0	0.13
75-09-2	Methylene Chloride	1.0	U	1.0	0.33
108-10-1	4-Methyl-2-pentanone	5.0	U	5.0	0.32
1634-04-4	Methyl tert-butyl ether	5.0	U	5.0	0.17
179601-23-1	m-Xylene & p-Xylene	2.0	U	2.0	0.24
91-20-3	Naphthalene	1.0	U	1.0	0.24
104-51-8	n-Butylbenzene	1.0	U	1.0	0.12
103-65-1	n-Propylbenzene	1.0	U	1.0	0.14
95-47-6	o-Xylene	1.0	U	1.0	0.14
99-87-6	p-Isopropyltoluene	1.0	U	1.0	0.12
135-98-8	sec-Butylbenzene	1.0	U	1.0	0.13
100-42-5	Styrene	1.0	U	1.0	0.11
994-05-8	Tert-amyl-methyl ether (TAME)	5.0	U	5.0	0.067
75-65-0	tert-Butyl alcohol	20	U	20	3.9
98-06-6	tert-Butylbenzene	1.0	U	1.0	0.13
630-20-6	1,1,1,2-Tetrachloroethane	1.0	U	1.0	0.23
79-34-5	1,1,2,2-Tetrachloroethane	1.0	U	1.0	0.18
127-18-4	Tetrachloroethene	1.0	U	1.0	0.29
108-88-3	Toluene	0.24	J	1.0	0.13
156-60-5	trans-1,2-Dichloroethene	1.0	U	1.0	0.19
10061-02-6	trans-1,3-Dichloropropene	1.0	U	1.0	0.19
87-61-6	1,2,3-Trichlorobenzene	1.0	U	1.0	0.17
120-82-1	1,2,4-Trichlorobenzene	1.0	U	1.0	0.15
71-55-6	1,1,1-Trichloroethane	1.0	U	1.0	0.22
79-01-6	Trichloroethene	0.75	J	1.0	0.17
75-69-4	Trichlorofluoromethane	1.0	U	1.0	0.21
96-18-4	1,2,3-Trichloropropane	1.0	U	1.0	0.43
76-13-1	1,1,2-Trichloro-1,2,2-trichfluoroethane	1.0	U	1.0	0.28
526-73-8	1,2,3-Trimethylbenzene	5.0	U	5.0	0.0059
95-63-6	1,2,4-Trimethylbenzene	1.0	U	1.0	0.12
108-05-4	Vinyl acetate	2.0	U *	2.0	0.19
75-01-4	Vinyl chloride	1.0	U	1.0	0.22

FORM I
GC/MS VOA ORGANICS ANALYSIS DATA SHEET

Lab Name: TestAmerica North Canton
Job No.: 240-2908-1
SDG No.:
Client Sample ID: MSA-SW43C-4-081611-LT
Lab Sample ID: 240-2908-15
Matrix: Water
Lab File ID: UXM8308.D
Analysis Method: 8260B
Date Collected: 08/16/2011 14:36
Sample wt/vol: 5(mL)
Date Analyzed: 08/18/2011 21:02
Soil Aliquot Vol:
Dilution Factor: 1
Soil Extract Vol.:
GC Column: DB-624 ID: 0.18(mm)
% Moisture:
Level: (low/med) Low
Analysis Batch No.: 12486
Units: ug/L

CAS NO.	COMPOUND NAME	RESULT	Q	RL	MDL
1330-20-7	Xylenes, Total	2.0	U	2.0	0.28

CAS NO.	SURROGATE	%REC	Q	LIMITS
460-00-4	4-Bromofluorobenzene (Surr)	95		66-117
1868-53-7	Dibromofluoromethane (Surr)	112		75-121
17060-07-0	1,2-Dichloroethane-d4 (Surr)	119		63-129
2037-26-5	Toluene-d8 (Surr)	96		74-115

APPENDIX C
SUPPORT DOCUMENTATION

HOLDTIME

PROJ_NO 03292

SDG	SORT	UNITS	NSAMPLE	LAB_ID	QC_TYPE	SAMP_DATE	EXTR_DATE	ANAL_DATE	SMP_EXTR	EXTR_ANL	SMP_ANL
240-2904-1	OV	UG/L	MSA-SW43B-1-081611	240-2904-4	NM	08/16/2011	08/18/2011	08/18/2011	2	0	2
240-2904-1	OV	UG/L	TB-081611	240-2904-1	TB	08/16/2011	08/18/2011	08/18/2011	2	0	2
240-2904-1	OV	UG/L	TB-081611	240-2904-1	NM	08/16/2011	08/18/2011	08/18/2011	2	0	2
240-2904-1	OV	UG/L	MSA-SW43C-5-081611	240-2904-5	NM	08/16/2011	08/18/2011	08/18/2011	2	0	2
240-2904-1	OV	UG/L	MSA-SW43C-3-081611	240-2904-6	NM	08/16/2011	08/18/2011	08/18/2011	2	0	2
240-2904-1	OV	UG/L	MSA-SW38A-1-081611	240-2904-14	NM	08/16/2011	08/18/2011	08/18/2011	2	0	2
240-2904-1	OV	UG/L	MSA-SW43B-2-081611	240-2904-3	NM	08/16/2011	08/18/2011	08/18/2011	2	0	2
240-2904-1	OV	UG/L	MSA-SW43A-1-081611	240-2904-2	NM	08/16/2011	08/18/2011	08/18/2011	2	0	2
240-2904-1	OV	UG/L	MSA-SW41C-4-081611	240-2904-11	NM	08/16/2011	08/18/2011	08/18/2011	2	0	2
240-2904-1	OV	UG/L	MSA-SW41C-2.5-081611	240-2904-12	NM	08/16/2011	08/18/2011	08/18/2011	2	0	2
240-2904-1	OV	UG/L	MSA-SW38B-4-081611	240-2904-15	NM	08/16/2011	08/18/2011	08/18/2011	2	0	2
240-2904-1	OV	UG/L	MSA-SW43C-1-081611	240-2904-7	NM	08/16/2011	08/18/2011	08/18/2011	2	0	2
240-2904-1	OV	UG/L	MSA-SW38B-1-081611	240-2904-16	NM	08/16/2011	08/18/2011	08/18/2011	2	0	2
240-2904-1	OV	UG/L	MSA-SW41C-1-081611	240-2904-13	NM	08/16/2011	08/18/2011	08/18/2011	2	0	2
240-2904-1	OV	UG/L	MSA-SW38C-1-081611	240-2904-19	NM	08/16/2011	08/18/2011	08/18/2011	2	0	2
240-2904-1	OV	UG/L	MSA-SW38C-2.5-081611	240-2904-18	NM	08/16/2011	08/18/2011	08/18/2011	2	0	2

SDG	SORT	UNITS	NSAMPLE	LAB_ID	QC_TYPE	SAMP_DATE	EXTR_DATE	ANAL_DATE	SMP_EXTR	EXTR_ANL	SMP_ANL
240-2904-1	OV	UG/L	MSA-SW38C-4-081611	240-2904-17	NM	08/16/2011	08/18/2011	08/18/2011	2	0	2
240-2904-1	OV	UG/L	MSA-SW40A-1-081611	240-2904-20	NM	08/16/2011	08/18/2011	08/18/2011	2	0	2
240-2904-1	OV	UG/L	MSA-SW41A-1-081611	240-2904-8	NM	08/16/2011	08/18/2011	08/18/2011	2	0	2
240-2904-1	OV	UG/L	MSA-SW41B-1-081611	240-2904-10	NM	08/16/2011	08/18/2011	08/18/2011	2	0	2
240-2904-1	OV	UG/L	MSA-SW41B-2-081611	240-2904-9	NM	08/16/2011	08/18/2011	08/18/2011	2	0	2
240-2908-1	OV	UG/L	MSA-SW42C-1-081611	240-2908-11	NM	08/16/2011	08/18/2011	08/18/2011	2	0	2
240-2908-1	OV	UG/L	MSA-SW40B-2-081611	240-2908-1	NM	08/16/2011	08/18/2011	08/18/2011	2	0	2
240-2908-1	OV	UG/L	MSA-SW40C-1-081611	240-2908-5	NM	08/16/2011	08/18/2011	08/18/2011	2	0	2
240-2908-1	OV	UG/L	MSA-SW40C-3-081611	240-2908-4	NM	08/16/2011	08/18/2011	08/18/2011	2	0	2
240-2908-1	OV	UG/L	MSA-SW40C-5-081611	240-2908-3	NM	08/16/2011	08/18/2011	08/18/2011	2	0	2
240-2908-1	OV	UG/L	MSA-SW41A-1-081611-LT	240-2908-18	NM	08/16/2011	08/18/2011	08/18/2011	2	0	2
240-2908-1	OV	UG/L	MSA-SW41B-1-081611-LT	240-2908-20	NM	08/16/2011	08/19/2011	08/19/2011	3	0	3
240-2908-1	OV	UG/L	MSA-SW41B-3-081611-LT	240-2908-19	NM	08/16/2011	08/19/2011	08/19/2011	3	0	3
240-2908-1	OV	UG/L	MSA-SW42A-1-081611	240-2908-6	NM	08/16/2011	08/18/2011	08/18/2011	2	0	2
240-2908-1	OV	UG/L	MSA-SW40B-1-1081611	240-2908-2	NM	08/16/2011	08/18/2011	08/18/2011	2	0	2
240-2908-1	OV	UG/L	MSA-SW43C-4-081611-LT	240-2908-15	NM	08/16/2011	08/18/2011	08/18/2011	2	0	2
240-2908-1	OV	UG/L	MSA-SW42C-3-081611	240-2908-10	NM	08/16/2011	08/18/2011	08/18/2011	2	0	2
240-2908-1	OV	UG/L	MSA-SW42C-5-081611	240-2908-9	NM	08/16/2011	08/18/2011	08/18/2011	2	0	2
240-2908-1	OV	UG/L	MSA-SW43A-1-081611-LT	240-2908-12	NM	08/16/2011	08/18/2011	08/18/2011	2	0	2

SDG	SORT	UNITS	NSAMPLE	LAB_ID	QC_TYPE	SAMP_DATE	EXTR_DATE	ANAL_DATE	SMP_EXTR	EXTR_ANL	SMP_ANL
240-2908-1	OV	UG/L	MSA-SW43B-1-081611-LT	240-2908-14	NM	08/16/2011	08/18/2011	08/18/2011	2	0	2
240-2908-1	OV	UG/L	MSA-SW43B-3-081611-LT	240-2908-13	NM	08/16/2011	08/18/2011	08/18/2011	2	0	2
240-2908-1	OV	UG/L	MSA-SW43C-1-081611-LT	240-2908-17	NM	08/16/2011	08/18/2011	08/18/2011	2	0	2
240-2908-1	OV	UG/L	MSA-SW43C-2-081611-LT	240-2908-16	NM	08/16/2011	08/18/2011	08/18/2011	2	0	2
240-2908-1	OV	UG/L	MSA-SW42B-1-081611	240-2908-8	NM	08/16/2011	08/18/2011	08/18/2011	2	0	2
240-2908-1	OV	UG/L	MSA-SW42B-3-081611	240-2908-7	NM	08/16/2011	08/18/2011	08/18/2011	2	0	2
240-2914-1	OV	UG/L	MSA-SW41C-1-081611-LT	240-2914-3	NM	08/16/2011	08/19/2011	08/19/2011	3	0	3
240-2914-1	OV	UG/L	MSA-SW41C-2-081611-LT	240-2914-2	NM	08/16/2011	08/19/2011	08/19/2011	3	0	3
240-2914-1	OV	UG/L	MSA-SW41C-3-081611-LT	240-2914-1	NM	08/16/2011	08/19/2011	08/19/2011	3	0	3
240-2914-1	OV	UG/L	MSA-SW42A-1-081611-LT	240-2914-16	NM	08/16/2011	08/19/2011	08/19/2011	3	0	3
240-2914-1	OV	UG/L	MSA-SW42B-1-081611-LT	240-2914-18	NM	08/16/2011	08/19/2011	08/19/2011	3	0	3
240-2914-1	OV	UG/L	MSA-SW42B-3-081611-LT	240-2914-17	NM	08/16/2011	08/19/2011	08/19/2011	3	0	3
240-2914-1	OV	UG/L	MSA-SW40C-4-081611-LT	240-2914-13	NM	08/16/2011	08/19/2011	08/19/2011	3	0	3
240-2914-1	OV	UG/L	MSA-SW42C-3-081611-LT	240-2914-20	NM	08/16/2011	08/19/2011	08/19/2011	3	0	3
240-2914-1	OV	UG/L	MSA-SW38C-3-081611-LT	240-2914-7	NM	08/16/2011	08/19/2011	08/19/2011	3	0	3
240-2914-1	OV	UG/L	MSA-SW42C-5-081611-LT	240-2914-19	NM	08/16/2011	08/19/2011	08/19/2011	3	0	3
240-2914-1	OV	UG/L	MSA-SW42C-1-081611-LT	240-2914-21	NM	08/16/2011	08/19/2011	08/19/2011	3	0	3
240-2914-1	OV	UG/L	MSA-SW40C-2-081611-LT	240-2914-14	NM	08/16/2011	08/19/2011	08/19/2011	3	0	3
240-2914-1	OV	UG/L	MSA-SW40C-1-081611-LT	240-2914-15	NM	08/16/2011	08/19/2011	08/19/2011	3	0	3

SDG	SORT	UNITS	NSAMPLE	LAB_ID	QC_TYPE	SAMP_DATE	EXTR_DATE	ANAL_DATE	SMP_EXTR	EXTR_ANL	SMP_ANL
240-2914-1	OV	UG/L	MSA-SW40B-2-081611-LT	240-2914-11	NM	08/16/2011	08/19/2011	08/19/2011	3	0	3
240-2914-1	OV	UG/L	MSA-SW40A-1-081611-LT	240-2914-10	NM	08/16/2011	08/19/2011	08/19/2011	3	0	3
240-2914-1	OV	UG/L	MSA-SW38C-2-081611-LT	240-2914-8	NM	08/16/2011	08/19/2011	08/19/2011	3	0	3
240-2914-1	OV	UG/L	MSA-SW38C-1-081611-LT	240-2914-9	NM	08/16/2011	08/19/2011	08/19/2011	3	0	3
240-2914-1	OV	UG/L	MSA-SW38B-3-081611-LT	240-2914-5	NM	08/16/2011	08/19/2011	08/19/2011	3	0	3
240-2914-1	OV	UG/L	MSA-SW38B-1-081611-LT	240-2914-6	NM	08/16/2011	08/19/2011	08/19/2011	3	0	3
240-2914-1	OV	UG/L	MSA-SW38A-1-081611-LT	240-2914-4	NM	08/16/2011	08/19/2011	08/19/2011	3	0	3
240-2914-1	OV	UG/L	MSA-SWDUP-1-081611-LT	240-2914-22	FD	08/16/2011	08/19/2011	08/19/2011	3	0	3
240-2914-1	OV	UG/L	MSA-SW40B-1-081611-LT	240-2914-12	NM	08/16/2011	08/19/2011	08/19/2011	3	0	3

CASE NARRATIVE

Client: Tetra Tech NUS Inc

Project: MSA FMC Surface Water August 2011

Report Number: 240-2908-1

With the exceptions noted as flags or footnotes, standard analytical protocols were followed in the analysis of the samples and no problems were encountered or anomalies observed. In addition all laboratory quality control samples were within established control limits, with any exceptions noted below. Each sample was analyzed to achieve the lowest possible reporting limit within the constraints of the method. In some cases, due to interference or analytes present at high concentrations, samples were diluted. For diluted samples, the reporting limits are adjusted relative to the dilution required.

TestAmerica North Canton attests to the validity of the laboratory data generated by TestAmerica facilities reported herein. All analyses performed by TestAmerica facilities were done using established laboratory SOPs that incorporate QA/QC procedures described in the application methods. TestAmerica's operations groups have reviewed the data for compliance with the laboratory QA/QC plan, and data have been found to be compliant with laboratory protocols unless otherwise noted below.

The test results in this report meet all NELAP requirements for parameters for which accreditation is required or available. Any exceptions to NELAP requirements are noted in this report. Pursuant to NELAP, this report may not be reproduced, except in full, without the written approval of the laboratory.

Calculations are performed before rounding to avoid round-off errors in calculated results.

All holding times were met and proper preservation noted for the methods performed on these samples, unless otherwise detailed in the individual sections below.

This laboratory report is confidential and is intended for the sole use of TestAmerica and its client.

RECEIPT

The samples were received on 08/17/2011; the samples arrived in good condition, properly preserved and on ice. The temperature of the coolers at receipt was 1.8 C.

VOLATILE ORGANIC COMPOUNDS (GC-MS)

Samples MSA-SW40B-2-081611 (240-2908-1), MSA-SW40B-1-1081611 (240-2908-2), MSA-SW40C-5-081611 (240-2908-3), MSA-SW40C-3-081611 (240-2908-4), MSA-SW40C-1-081611 (240-2908-5), MSA-SW42A-1-081611 (240-2908-6), MSA-SW42B-3-081611 (240-2908-7), MSA-SW42B-1-081611 (240-2908-8), MSA-SW42C-5-081611 (240-2908-9), MSA-SW42C-3-081611 (240-2908-10), MSA-SW42C-1-081611 (240-2908-11), MSA-SW43A-1-081611-LT (240-2908-12), MSA-SW43B-3-081611-LT (240-2908-13), MSA-SW43B-1-081611-LT (240-2908-14), MSA-SW43C-4-081611-LT (240-2908-15), MSA-SW43C-2-081611-LT (240-2908-16), MSA-SW43C-1-081611-LT (240-2908-17), MSA-SW41A-1-081611-LT (240-2908-18), MSA-SW41B-3-081611-LT (240-2908-19) and MSA-SW41B-1-081611-LT (240-2908-20) were analyzed for volatile organic compounds (GC-MS) in accordance with EPA SW-846 Method 8260B. The samples were analyzed on 08/18/2011 and 08/19/2011.

The laboratory control sample for batch 12486 exceeded control limits for the Vinyl Acetate. Vinyl Acetate has been identified as a poor performing analyte when analyzed using this method; therefore, re-extraction/re-analysis was not performed. These results have been reported and qualified.

The laboratory control sample (LCS) for batch 12589 exceeded control limits for the following analyte(s): acetone, tert-Butyl Alcohol. These have been identified as poor performing analytes when analyzed using this method; therefore, re-extraction/re-analysis was not performed.

2-Chloroethyl vinyl ether and Toluene failed the recovery criteria low for the MS of sample 240-2678-4 in batch 240-12486. Vinyl acetate failed the recovery criteria high. For the MSD of sample 240-2678-4 in batch 240-12486, 2-Chloroethyl vinyl ether failed the recovery criteria low. Vinyl acetate failed the recovery criteria high. Also, tert-Butyl alcohol exceeded the rpd limit.

1,1,1-Trichloroethane, 1,2,3-Trichloropropane and 2-Chloroethyl vinyl ether failed the recovery criteria low for the MS of sample 240-2914-18 in batch 240-12589. tert-Butyl alcohol failed the recovery criteria high. 1,2,3-Trichloropropane and 2-Chloroethyl vinyl ether failed the recovery criteria low for the MSD of sample 240-2914-18 in batch 240-12589. tert-Butyl alcohol failed the recovery criteria high.

Refer to the QC report for details.

No other difficulties were encountered during the VOCs analyses.

All other quality control parameters were within the acceptance limits.

METHOD SUMMARY

Client: Tetra Tech NUS Inc

Job Number: 240-2908-1

Description	Lab Location	Method	Preparation Method
Matrix Water			
Volatile Priority Pollutants	TAL NC	SW846 8260B	
Purge and Trap	TAL NC		SW846 5030B

Lab References:

TAL NC = TestAmerica North Canton

Method References:

SW846 = "Test Methods For Evaluating Solid Waste, Physical/Chemical Methods", Third Edition, November 1986 And Its Updates.

Chain of Custody Record

TestAmerica
THE LEADER IN ENVIRONMENTAL TESTING

TestAmerica Laboratory location: _____
Regulatory program: ☐ DW ☐ NPDES ☐ RCRA ☐ Other _____

TestAmerica Laboratories, Inc.

Client Contact			
Company Name: Tetra Tech NUS	Client Project Manager: Tony Apanavage	Site Contact: Walt Pryor	Lab Contact: Pat O'Meara
COC No: 009632			
Address: 20251 Century Blvd	Telephone: (301) 528-3021	Telephone: 301 991-3914	Telephone: 330 497-9396
3 of 7 COCs			
City/State/Zip: Germantown MD	Email:	Analysis Turnaround Time (In BUS days)	Analyses
For lab use only			
Phone: 301 528-3021		TAT if different from below _____ ☐ 3 weeks ☐ 2 weeks ☐ 1 week ☐ 2 days ☐ 1 day	
Walk-in client: ☐ Lab pickup: ☐ Lab sampling: ☐			
Project Name: MSA - FMC Surface Water	Method of Shipment/Carrier: Fed EX		
Project Number: 112IC03292	Shipping/Tracking No:		
Job/SDG No:			
P O #			

Sample Identification	Sample Date	Sample Time	Matrix: Air	Aqueous	Sediment	Solid	Other:	Containers & Preservatives: H2SO4	HNO3	HCl	NaOH	ZnAc/NaOH	Unpres	Other:	Filtered Sample (Y/N)	Composite-C / Grab-G	VOCs (8260B)	Sample Specific Notes / Special Instructions:
MSA-SW40B-2-081611	8-16-11	1130		X						3					N	G	X	
MSA-SW40B-1-081611		1134		X						3							X	
MSA-SW40C-5-081611		1140		X						3							X	
MSA-SW40C-3-081611		1143		X						3							X	
MSA-SW40C-1-081611		1145		X						3							X	
MSA-SW42A-1-081611		1152		X						3							X	
MSA-SW42B-3-081611		1157		X						3							X	
MSA-SW42B-1-081611		1200		X						3							X	
MSA-SW42C-5-081611		1205		X						3							X	
MSA-SW42C-3-081611		1208		X						3							X	

Possible Hazard Identification: ☐ Non-Hazard ☐ Flammable ☐ Skin Irritant ☐ Poison B ☐ Unknown

Sample Disposal (A fee may be assessed if samples are retained longer than 1 month): ☐ Return to Client ☐ Disposal By Lab ☐ Archive For _____ Months

Special Instructions/QC Requirements & Comments:

Relinquished by:	Company:	Date/Time:	Received by:	Company:	Date/Time:
Walt Pryor	Tetra	8-16-11 / 1800			
Relinquished by:	Company:	Date/Time:	Received by:	Company:	Date/Time:
Relinquished by:	Company:	Date/Time:	Received in Laboratory by:	Company:	Date/Time:
			[signature]	TA NL	8/17/11 0815

Page 20 of 21

08/25/2011

©2008, TestAmerica Laboratories, Inc. All rights reserved.
TestAmerica & Design ™ are trademarks of TestAmerica Laboratories, Inc.

TAL 0018- 1 (04/10)

Chain of Custody Record

TestAmerica
THE LEADER IN ENVIRONMENTAL TESTING

TestAmerica Laboratory location: _____
Regulatory program: ☐ DW ☐ NPDES ☐ RCRA ☐ Other _____

TestAmerica Laboratories, Inc.

Client Contact

Company Name: Tetra Tech NUS	Client Project Manager: Tony Apanavage	Site Contact: Nate Payton	Lab Contact: Pat O'Meara
Address: 20251 Century Blvd	Telephone: (301) 528-3021	Telephone: 301 991-3914	Telephone: 330 497-9396
City/State/Zip: Germantown MD	Email:	Analysis Turnaround Time (in BUS days)	Analyses
Phone: (301) 528-3021		TAT if different from below _____ ☐ 3 weeks ☐ 2 weeks ☐ 1 week ☐ 2 days ☐ 1 day	
Project Name: MSA - FMC - Surface water	Method of Shipment/Carrier: Fed Ex		
Project Number: 112IC03292	Shipping/Tracking No:		
PO #			

COC No: 009633
4 of 7 COCs

For lab use only: Walk-in client ☐ Lab pickup ☐ Lab sampling ☐ Job/SDG No.:

Sample Identification	Sample Date	Sample Time	Matrix: Air	Aqueous	Sediment	Solid	Other:	Containers & Preservatives: H2SO4	HNO3	HCl	NaOH	ZnAc/NaOH	Unpres	Other:	Filtered Sample (Y/N)	Composite=C / Grab=G	VOCs (8260B)	Sample Specific Notes / Special Instructions:
MSA-SW42C-1-081611	8-16-11	1211		X						3					N	G	X	
MSA-SW43A-1-081611-LT		1420		X						3							X	
MSA-SW43B-3-081611-LT		1427		X						3							X	
MSA-SW43B-1-081611-LT		1430		X						3							X	
MSA-SW43C-4-081611-LT		1436		X						3							X	
MSA-SW43C-2-081611-LT		1440		X						3							X	
MSA-SW43C-1-081611-LT		1443		X						3							X	
MSA-SW41A-1-081611-LT		1445		X						3							X	
MSA-SW41B-3-081611-LT		1450		X						3							X	
MSA-SW41B-1-081611-LT				X						3							X	

Possible Hazard Identification: ☐ Non-Hazard ☐ Flammable ☐ Skin Irritant ☐ Poison B ☐ Unknown

Sample Disposal (A fee may be assessed if samples are retained longer than 1 month): ☐ Return to Client ☐ Disposal By Lab ☐ Archive For _____ Months

Special Instructions/QC Requirements & Comments:

Relinquished by:	Company:	Date/Time:	Received by:	Company:	Date/Time:
Nate Payton	TtNUS	8-16-11 / 1800			
Relinquished by:	Company:	Date/Time:	Received by:	Company:	Date/Time:
Relinquished by:	Company:	Date/Time:	Received in Laboratory by:	Company:	Date/Time:
			[signature]	TA NL	8/17/11 0915

Page 298 of 271

08/23/2011

©2008, TestAmerica Laboratories, Inc. All rights reserved.
TestAmerica & Design ™ are trademarks of TestAmerica Laboratories, Inc.

TAL 0018- 1 (04/10)

TestAmerica Cooler Receipt Form/Narrative **Lot Number:** 2908
North Canton Facility

Client Tetra Tech Project MSA FMC By: [signature] (Signature)
Cooler Received on 8/17/11 Opened on 8/17/11
FedEx ☒ UPS ☐ DHL ☐ FAS ☐ Stetson ☐ Client Drop Off ☐ TestAmerica Courier ☐ Other _____
TestAmerica Cooler # _____ Multiple Coolers ☐ Foam Box ☐ Client Cooler ☒ Other _____

1. Were custody seals on the outside of the cooler(s)? Yes ☒ No ☐ Intact? Yes ☒ No ☐ NA ☐
   If YES, Quantity 2 Quantity Unsalvageable _____
   Were custody seals on the outside of cooler(s) signed and dated? Yes ☒ No ☐ NA ☐
   Were custody seals on the bottle(s)? Yes ☐ No ☒
   If YES, are there any exceptions? _____
2. Shippers' packing slip attached to the cooler(s)? Yes ☒ No ☐
3. Did custody papers accompany the sample(s)? Yes ☒ No ☐ Relinquished by client? Yes ☒ No ☐
4. Were the custody papers signed in the appropriate place? Yes ☒ No ☐
5. Packing material used: Bubble Wrap ☒ Foam ☐ None ☐ Other _____
6. Cooler temperature upon receipt 1.8 °C See back of form for multiple coolers/temps ☐
   METHOD: IR ☒ Other ☐ _____
   COOLANT: Wet Ice ☒ Blue Ice ☐ Dry Ice ☐ Water ☐ None ☐
7. Did all bottles arrive in good condition (Unbroken)? Yes ☒ No ☐
8. Could all bottle labels be reconciled with the COC? Yes ☒ No ☐
9. Were sample(s) at the correct pH upon receipt? Yes ☐ No ☐ NA ☒
10. Were correct bottle(s) used for the test(s) indicated? Yes ☒ No ☐
11. Were air bubbles >6 mm in any VOA vials? Yes ☐ No ☒ NA ☐
12. Sufficient quantity received to perform indicated analyses? Yes ☒ No ☐
13. Was a trip blank present in the cooler(s)? Yes ☒ No ☐ Were VOAs on the COC? Yes ☒ No ☐

Contacted PM _____ Date _____ by _____ via Verbal ☐ Voice Mail ☐ Other ☐
Concerning _____

14. CHAIN OF CUSTODY

The following discrepancies occurred:

_____

15. SAMPLE CONDITION

Sample(s) _____ were received after the recommended holding time had expired.
Sample(s) _____ were received in a broken container.
Sample(s) _____ were received with bubble >6 mm in diameter. (Notify PM)

16. SAMPLE PRESERVATION

Sample(s) _____ were further preserved in Sample Receiving to meet recommended pH level(s). *Nitric Acid Lot#* 100110-*HNO_3; Sulfuric Acid Lot#* 110410-*H_2SO_4; Sodium Hydroxide Lot#* 100108 -*NaOH; Hydrochloric Acid Lot#* 092006-*HCl; Sodium Hydroxide and Zinc Acetate Lot#* 100108-*$(CH_3COO)_2ZN/NaOH$.* What time was preservative added to sample(s)? _____

Client ID	pH	Date	Initials

Login Sample Receipt Checklist

Client: Tetra Tech NUS Inc

Job Number: 240-2908-1

Login Number: 2908
List Number: 1
Creator: McFadden, John

List Source: TestAmerica North Canton

Question	Answer	Comment
Radioactivity either was not measured or, if measured, is at or below background	N/A	
The cooler's custody seal, if present, is intact.	True	
The cooler or samples do not appear to have been compromised or tampered with.	True	
Samples were received on ice.	True	
Cooler Temperature is acceptable.	True	
Cooler Temperature is recorded.	True	1.8
COC is present.	True	
COC is filled out in ink and legible.	True	
COC is filled out with all pertinent information.	True	
Is the Field Sampler's name present on COC?	True	
There are no discrepancies between the sample IDs on the containers and the COC.	True	
Samples are received within Holding Time.	True	
Sample containers have legible labels.	True	
Containers are not broken or leaking.	True	
Sample collection date/times are provided.	True	
Appropriate sample containers are used.	True	
Sample bottles are completely filled.	True	
Sample Preservation Verified.	True	
There is sufficient vol. for all requested analyses, incl. any requested MS/MSDs	True	
VOA sample vials do not have headspace or bubble is <6mm (1/4") in diameter.	True	
Multiphasic samples are not present.	True	
Samples do not require splitting or compositing.	True	
Residual Chlorine Checked.	N/A	

GC/MS VOA ANALYSIS RUN LOG

Lab Name: TestAmerica North Canton Job No.: 240-2908-1

SDG No.:

Instrument ID: A3UX15 Start Date: 05/27/2011 13:11

Analysis Batch Number: 2892 End Date: 05/27/2011 18:53

LAB SAMPLE ID	CLIENT SAMPLE ID	DATE ANALYZED	DILUTION FACTOR	LAB FILE ID	COLUMN ID
BFB 240-2892/1		05/27/2011 13:11	1	BFB663.D	DB-624 0.18(mm)
STD8260 240-2892/2 IC		05/27/2011 14:24	1	UXC5668.D	DB-624 0.18(mm)
STD8260 240-2892/3 IC		05/27/2011 14:47	1	UXC5669.D	DB-624 0.18(mm)
STD8260 240-2892/4 ICIS		05/27/2011 15:10	1	UXC5670.D	DB-624 0.18(mm)
STD8260 240-2892/5 IC		05/27/2011 15:32	1	UXC5671.D	DB-624 0.18(mm)
STD8260 240-2892/6 IC		05/27/2011 15:55	1	UXC5672.D	DB-624 0.18(mm)
STD8260 240-2892/7 IC		05/27/2011 16:18	1	UXC5673.D	DB-624 0.18(mm)
STD1 240-2892/8 IC		05/27/2011 16:40	1	UXC5674.D	DB-624 0.18(mm)
STD2 240-2892/9 IC		05/27/2011 17:02	1	UXC5675.D	DB-624 0.18(mm)
STD3 240-2892/10 IC		05/27/2011 17:24	1	UXC5676.D	DB-624 0.18(mm)
STD4 240-2892/11 IC		05/27/2011 17:46	1	UXC5677.D	DB-624 0.18(mm)
STD5 240-2892/12 IC		05/27/2011 18:08	1	UXC5678.D	DB-624 0.18(mm)
STD6 240-2892/13 IC		05/27/2011 18:31	1	UXC5679.D	DB-624 0.18(mm)
ICV 240-2892/14		05/27/2011 18:53	1	UXC5680.D	DB-624 0.18(mm)

GC/MS VOA ANALYSIS RUN LOG

Lab Name: TestAmerica North Canton Job No.: 240-2908-1

SDG No.:

Instrument ID: A3UX15 Start Date: 08/19/2011 08:58

Analysis Batch Number: 12589 End Date: 08/19/2011 18:40

LAB SAMPLE ID	CLIENT SAMPLE ID	DATE ANALYZED	DILUTION FACTOR	LAB FILE ID	COLUMN ID
BFB 240-12589/1		08/19/2011 08:58	1	BFB734.D	DB-624 0.18(mm)
CCVIS 240-12589/2		08/19/2011 09:20	1	UXC7457.D	DB-624 0.18(mm)
CCV 240-12589/3		08/19/2011 09:43	1	UXC7458.D	DB-624 0.18(mm)
LCS 240-12589/4		08/19/2011 10:05	1	UXC7459.D	DB-624 0.18(mm)
MB 240-12589/5		08/19/2011 10:28	1	UXC7460.D	DB-624 0.18(mm)
240-2908-19	MSA-SW41B-3-081611-LT	08/19/2011 10:53	1	UXC7461.D	DB-624 0.18(mm)
240-2908-20	MSA-SW41B-1-081611-LT	08/19/2011 11:15	1	UXC7462.D	DB-624 0.18(mm)
ZZZZZ		08/19/2011 11:37	1		DB-624 0.18(mm)
ZZZZZ		08/19/2011 11:59	1		DB-624 0.18(mm)
ZZZZZ		08/19/2011 12:22	1		DB-624 0.18(mm)
ZZZZZ		08/19/2011 12:44	1		DB-624 0.18(mm)
ZZZZZ		08/19/2011 13:06	1		DB-624 0.18(mm)
ZZZZZ		08/19/2011 13:29	1		DB-624 0.18(mm)
ZZZZZ		08/19/2011 13:51	1		DB-624 0.18(mm)
ZZZZZ		08/19/2011 14:13	1		DB-624 0.18(mm)
ZZZZZ		08/19/2011 14:35	1		DB-624 0.18(mm)
ZZZZZ		08/19/2011 14:57	1		DB-624 0.18(mm)
ZZZZZ		08/19/2011 15:20	1		DB-624 0.18(mm)
ZZZZZ		08/19/2011 15:42	1		DB-624 0.18(mm)
ZZZZZ		08/19/2011 16:04	1		DB-624 0.18(mm)
ZZZZZ		08/19/2011 16:27	1		DB-624 0.18(mm)
ZZZZZ		08/19/2011 16:49	1		DB-624 0.18(mm)
ZZZZZ		08/19/2011 17:11	1		DB-624 0.18(mm)
ZZZZZ		08/19/2011 17:33	1		DB-624 0.18(mm)
ZZZZZ		08/19/2011 17:55	1		DB-624 0.18(mm)
240-2914-C-18 MS		08/19/2011 18:18	1	UXC7481.D	DB-624 0.18(mm)
240-2914-A-18 MSD		08/19/2011 18:40	1	UXC7482.D	DB-624 0.18(mm)

GC/MS VOA ANALYSIS RUN LOG

Lab Name: TestAmerica North Canton Job No.: 240-2908-1

SDG No.:

Instrument ID: A3UX16 Start Date: 08/11/2011 15:10

Analysis Batch Number: 11693 End Date: 08/11/2011 21:54

LAB SAMPLE ID	CLIENT SAMPLE ID	DATE ANALYZED	DILUTION FACTOR	LAB FILE ID	COLUMN ID
BFB 240-11693/1		08/11/2011 15:10	1	BFB1985.D	DB-624 0.18(mm)
STD1 240-11693/8 IC		08/11/2011 17:49	1	UXM8188.D	DB-624 0.18(mm)
STD2 240-11693/9 IC		08/11/2011 18:11	1	UXM8189.D	DB-624 0.18(mm)
STD3 240-11693/10 IC		08/11/2011 18:34	1	UXM8190.D	DB-624 0.18(mm)
STD4 240-11693/11 IC		08/11/2011 18:56	1	UXM8191.D	DB-624 0.18(mm)
STD5 240-11693/12 IC		08/11/2011 19:18	1	UXM8192.D	DB-624 0.18(mm)
STD6 240-11693/13 IC		08/11/2011 19:41	1	UXM8193.D	DB-624 0.18(mm)
STDTHT 240-11693/14 IC		08/11/2011 20:03	1		DB-624 0.18(mm)
STDTHT 240-11693/15 IC		08/11/2011 20:25	1		DB-624 0.18(mm)
STDTHT 240-11693/16 IC		08/11/2011 20:47	1		DB-624 0.18(mm)
STDTHT 240-11693/17 IC		08/11/2011 21:09	1		DB-624 0.18(mm)
STDTHT 240-11693/18 IC		08/11/2011 21:32	1		DB-624 0.18(mm)
STDTHT 240-11693/19 IC		08/11/2011 21:54	1		DB-624 0.18(mm)

GC/MS VOA ANALYSIS RUN LOG

Lab Name: TestAmerica North Canton Job No.: 240-2908-1

SDG No.:

Instrument ID: A3UX16 Start Date: 08/15/2011 10:49

Analysis Batch Number: 12011 End Date: 08/15/2011 21:55

LAB SAMPLE ID	CLIENT SAMPLE ID	DATE ANALYZED	DILUTION FACTOR	LAB FILE ID	COLUMN ID
BFB 240-12011/1		08/15/2011 10:49	1	BFB1988.D	DB-624 0.18(mm)
STD8260 240-12011/2 IC		08/15/2011 11:28	1	UXM8212.D	DB-624 0.18(mm)
STD8260 240-12011/3 IC		08/15/2011 11:51	1	UXM8213.D	DB-624 0.18(mm)
STD8260 240-12011/4 ICIS		08/15/2011 12:13	1	UXM8214.D	DB-624 0.18(mm)
STD8260 240-12011/5 IC		08/15/2011 12:36	1	UXM8215.D	DB-624 0.18(mm)
STD8260 240-12011/6 IC		08/15/2011 12:59	1	UXM8216.D	DB-624 0.18(mm)
STD8260 240-12011/7 IC		08/15/2011 13:21	1	UXM8217.D	DB-624 0.18(mm)
ICV 240-12011/8		08/15/2011 13:44	1	UXM8218.D	DB-624 0.18(mm)
CCV 240-12011/9		08/15/2011 15:10	1		DB-624 0.18(mm)
CCV 240-12011/10		08/15/2011 15:33	1		DB-624 0.18(mm)
ZZZZZ		08/15/2011 15:56	1		DB-624 0.18(mm)
ZZZZZ		08/15/2011 16:19	1		DB-624 0.18(mm)
ZZZZZ		08/15/2011 16:41	10000		DB-624 0.18(mm)
ZZZZZ		08/15/2011 17:49	10000		DB-624 0.18(mm)
ZZZZZ		08/15/2011 18:12	6.67		DB-624 0.18(mm)
ZZZZZ		08/15/2011 18:56	333.33		DB-624 0.18(mm)
ZZZZZ		08/15/2011 19:19	1		DB-624 0.18(mm)
ZZZZZ		08/15/2011 19:41	62.5		DB-624 0.18(mm)
ZZZZZ		08/15/2011 20:03	6250		DB-624 0.18(mm)
ZZZZZ		08/15/2011 20:26	3333.33		DB-624 0.18(mm)
ZZZZZ		08/15/2011 20:48	1		DB-624 0.18(mm)
ZZZZZ		08/15/2011 21:10	1		DB-624 0.18(mm)
ZZZZZ		08/15/2011 21:33	1		DB-624 0.18(mm)
ZZZZZ		08/15/2011 21:55	1		DB-624 0.18(mm)

8260B

GC/MS VOA ANALYSIS RUN LOG

Lab Name: TestAmerica North Canton Job No.: 240-2908-1

SDG No.:

Instrument ID: A3UX16 Start Date: 08/18/2011 12:08

Analysis Batch Number: 12486 End Date: 08/18/2011 23:18

LAB SAMPLE ID	CLIENT SAMPLE ID	DATE ANALYZED	DILUTION FACTOR	LAB FILE ID	COLUMN ID
BFB 240-12486/1		08/18/2011 12:08	1	BFB1997.D	DB-624 0.18(mm)
CCVIS 240-12486/2		08/18/2011 12:33	1	UXM8287.D	DB-624 0.18(mm)
CCV 240-12486/3		08/18/2011 12:56	1	UXM8288.D	DB-624 0.18(mm)
MB 240-12486/5		08/18/2011 13:41	1	UXM8290.D	DB-624 0.18(mm)
LCS 240-12486/4		08/18/2011 14:05	1	UXM8291.D	DB-624 0.18(mm)
ZZZZZ		08/18/2011 15:26	1		DB-624 0.18(mm)
240-2908-1	MSA-SW40B-2-081611	08/18/2011 15:48	1	UXM8294.D	DB-624 0.18(mm)
240-2908-2	MSA-SW40B-1-1081611	08/18/2011 16:11	1	UXM8295.D	DB-624 0.18(mm)
240-2908-3	MSA-SW40C-5-081611	08/18/2011 16:33	1	UXM8296.D	DB-624 0.18(mm)
240-2908-4	MSA-SW40C-3-081611	08/18/2011 16:56	1	UXM8297.D	DB-624 0.18(mm)
240-2908-5	MSA-SW40C-1-081611	08/18/2011 17:18	1	UXM8298.D	DB-624 0.18(mm)
240-2908-6	MSA-SW42A-1-081611	08/18/2011 17:40	1	UXM8299.D	DB-624 0.18(mm)
240-2908-7	MSA-SW42B-3-081611	08/18/2011 18:03	1	UXM8300.D	DB-624 0.18(mm)
240-2908-8	MSA-SW42B-1-081611	08/18/2011 18:25	1	UXM8301.D	DB-624 0.18(mm)
240-2908-9	MSA-SW42C-5-081611	08/18/2011 18:47	1	UXM8302.D	DB-624 0.18(mm)
240-2908-10	MSA-SW42C-3-081611	08/18/2011 19:10	1	UXM8303.D	DB-624 0.18(mm)
240-2908-11	MSA-SW42C-1-081611	08/18/2011 19:32	1	UXM8304.D	DB-624 0.18(mm)
240-2908-12	MSA-SW43A-1-081611-LT	08/18/2011 19:55	1	UXM8305.D	DB-624 0.18(mm)
240-2908-13	MSA-SW43B-3-081611-LT	08/18/2011 20:17	1	UXM8306.D	DB-624 0.18(mm)
240-2908-14	MSA-SW43B-1-081611-LT	08/18/2011 20:40	1	UXM8307.D	DB-624 0.18(mm)
240-2908-15	MSA-SW43C-4-081611-LT	08/18/2011 21:02	1	UXM8308.D	DB-624 0.18(mm)
240-2908-16	MSA-SW43C-2-081611-LT	08/18/2011 21:25	1	UXM8309.D	DB-624 0.18(mm)
240-2908-17	MSA-SW43C-1-081611-LT	08/18/2011 21:47	1	UXM8310.D	DB-624 0.18(mm)
240-2908-18	MSA-SW41A-1-081611-LT	08/18/2011 22:10	1	UXM8311.D	DB-624 0.18(mm)
ZZZZZ		08/18/2011 22:33	20		DB-624 0.18(mm)
240-2678-C-4 MS		08/18/2011 22:55	20	UXM8313.D	DB-624 0.18(mm)
240-2678-C-4 MSD		08/18/2011 23:18	20	UXM8314.D	DB-624 0.18(mm)

8260B

FORM V
GC/MS VOA INSTRUMENT PERFORMANCE CHECK
BROMOFLUOROBENZENE (BFB)

Lab Name: TestAmerica North Canton Job No.: 240-2908-1

SDG No.:

Lab File ID: BFB663.D BFB Injection Date: 05/27/2011

Instrument ID: A3UX15 BFB Injection Time: 13:11

Analysis Batch No.: 2892

M/E	ION ABUNDANCE CRITERIA	% RELATIVE ABUNDANCE	
50	15.0 - 40.0 % of mass 95	33.0	
75	30.0 - 60.0 % of mass 95	53.6	
95	Base Peak, 100% relative abundance	100.0	
96	5.0 - 9.0 % of mass 95	7.0	
173	Less than 2.0 % of mass 174	0.8	(1.0)1
174	50.0 - 120.00 % of mass 95	81.3	
175	5.0 - 9.0 % of mass 174	5.9	(7.2)1
176	95.0 - 101.0 % of mass 174	78.5	(96.6)1
177	5.0 - 9.0 % of mass 176	5.1	(6.5)2

1-Value is % mass 174 2-Value is % mass 176

THIS CHECK APPLIES TO THE FOLLOWING SAMPLES, MS, MSD, BLANKS AND STANDARDS:

CLIENT SAMPLE ID	LAB SAMPLE ID	LAB FILE ID	DATE ANALYZED	TIME ANALYZED
	STD8260 240-2892/2	UXC5668.D	05/27/2011	14:24
	STD8260 240-2892/3	UXC5669.D	05/27/2011	14:47
	STD8260 240-2892/4	UXC5670.D	05/27/2011	15:10
	STD8260 240-2892/5	UXC5671.D	05/27/2011	15:32
	STD8260 240-2892/6	UXC5672.D	05/27/2011	15:55
	STD8260 240-2892/7	UXC5673.D	05/27/2011	16:18
	STD1 240-2892/8	UXC5674.D	05/27/2011	16:40
	STD2 240-2892/9	UXC5675.D	05/27/2011	17:02
	STD3 240-2892/10	UXC5676.D	05/27/2011	17:24
	STD4 240-2892/11	UXC5677.D	05/27/2011	17:46
	STD5 240-2892/12	UXC5678.D	05/27/2011	18:08
	STD6 240-2892/13	UXC5679.D	05/27/2011	18:31
	ICV 240-2892/14	UXC5680.D	05/27/2011	18:53

FORM V
GC/MS VOA INSTRUMENT PERFORMANCE CHECK
BROMOFLUOROBENZENE (BFB)

Lab Name: TestAmerica North Canton Job No.: 240-2908-1

SDG No.:

Lab File ID: BFB734.D BFB Injection Date: 08/19/2011

Instrument ID: A3UX15 BFB Injection Time: 08:58

Analysis Batch No.: 12589

M/E	ION ABUNDANCE CRITERIA	% RELATIVE ABUNDANCE	
50	15.0 - 40.0 % of mass 95	31.2	
75	30.0 - 60.0 % of mass 95	55.7	
95	Base Peak, 100% relative abundance	100.0	
96	5.0 - 9.0 % of mass 95	7.1	
173	Less than 2.0 % of mass 174	0.7	(0.8)1
174	50.0 - 120.00 % of mass 95	82.8	
175	5.0 - 9.0 % of mass 174	5.9	(7.2)1
176	95.0 - 101.0 % of mass 174	79.8	(96.3)1
177	5.0 - 9.0 % of mass 176	5.8	(7.3)2

1-Value is % mass 174 2-Value is % mass 176

THIS CHECK APPLIES TO THE FOLLOWING SAMPLES, MS, MSD, BLANKS AND STANDARDS:

CLIENT SAMPLE ID	LAB SAMPLE ID	LAB FILE ID	DATE ANALYZED	TIME ANALYZED
	CCVIS 240-12589/2	UXC7457.D	08/19/2011	09:20
	CCV 240-12589/3	UXC7458.D	08/19/2011	09:43
	LCS 240-12589/4	UXC7459.D	08/19/2011	10:05
	MB 240-12589/5	UXC7460.D	08/19/2011	10:28
MSA-SW41B-3-081611-LT	240-2908-19	UXC7461.D	08/19/2011	10:53
MSA-SW41B-1-081611-LT	240-2908-20	UXC7462.D	08/19/2011	11:15
	240-2914-C-18 MS	UXC7481.D	08/19/2011	18:18
	240-2914-A-18 MSD	UXC7482.D	08/19/2011	18:40

FORM VI
GC/MS VOA INITIAL CALIBRATION DATA
INTERNAL STANDARD CURVE EVALUTION

Lab Name: TestAmerica North Canton Job No.: 240-2908-1 Analy Batch No.: 2892

SDG No.:

Instrument ID: A3UX15 GC Column: DB-624 ID: 0.18(mm) Heated Purge: (Y/N) N

Calibration Start Date: 05/27/2011 14:24 Calibration End Date: 05/27/2011 16:18 Calibration ID: 1187

Calibration Files:

LEVEL:	LAB SAMPLE ID:	LAB FILE ID:
Level 1	STD8260 240-2892/7	UXC5673.D
Level 2	STD8260 240-2892/6	UXC5672.D
Level 3	STD8260 240-2892/5	UXC5671.D
Level 4	STD8260 240-2892/4	UXC5670.D
Level 5	STD8260 240-2892/3	UXC5669.D
Level 6	STD8260 240-2892/2	UXC5668.D

ANALYTE	RRF					CURVE TYPE	COEFFICIENT			#	MIN RRF	%RSD	#	MAX %RSD	R^2 OR COD	#	MIN R^2 OR COD
	LVL 1 LVL 6	LVL 2	LVL 3	LVL 4	LVL 5		B	M1	M2								
Dichlorodifluoromethane	0.2302 0.2261	0.2534	0.2494	0.2558	0.2502	Ave		0.2442				5.2		15.0			
Chloromethane	0.7029 0.5638	0.6696	0.6117	0.6369	0.6295	Ave		0.6357			0.1000	7.5		15.0			
Vinyl chloride	0.4827 0.3982	0.4703	0.4321	0.4431	0.4376	Ave		0.4440				6.7		15.0			
Bromomethane	0.1620 0.1303	0.1642	0.1634	0.1623	0.1650	Ave		0.1579				8.6		15.0			
Chloroethane	0.2667 0.2278	0.2616	0.2588	0.2603	0.2601	Ave		0.2559				5.5		15.0			
Trichlorofluoromethane	0.3619 0.3759	0.4148	0.3963	0.4174	0.4243	Ave		0.3984				6.3		15.0			
Acrolein	0.0416 0.0565	0.0459	0.0527	0.0530	0.0555	Ave		0.0509				12.0		15.0			
1,1-Dichloroethene	0.2665 0.2603	0.2679	0.2546	0.2689	0.2637	Ave		0.2637				2.1		15.0			
1,1,2-Trichloro-1,2,2-trichfluoroethane	0.2090 0.1955	0.1912	0.1939	0.2127	0.1996	Ave		0.2003				4.3		15.0			
Acetone	0.1798 0.1254	0.1474	0.1571	0.1157	0.1065	Qua	0.3604	0.0835	0.0005						0.9970		0.9900
Iodomethane	0.5418 0.5325	0.5330	0.5290	0.5369	0.5251	Ave		0.5331				1.1		15.0			
Carbon disulfide	0.7133 0.8585	0.7582	0.7445	0.7905	0.8154	Ave		0.7801				6.7		15.0			
Acetonitrile	0.0268 0.0416	0.0239	0.0451	0.0285	0.0281	Qua	0.4825	0.0154	0.0001						0.9940		0.9900
Methyl acetate	0.3615 0.3730	0.3506	0.3711	0.3651	0.3525	Ave		0.3623				2.6		15.0			
Methylene Chloride	0.6326 0.3293	0.4852	0.3960	0.3670	0.3376	Lin1	0.3234	0.3236							1.0000		0.9900

Note: The m1 coefficient is the same as Ave RRF for an Ave curve type.

FORM VI
GC/MS VOA INITIAL CALIBRATION DATA
INTERNAL STANDARD CURVE EVALUTION

Lab Name: TestAmerica North Canton Job No.: 240-2908-1 Analy Batch No.: 2892

SDG No.:

Instrument ID: A3UX15 GC Column: DB-624 ID: 0.18(mm) Heated Purge: (Y/N) N

Calibration Start Date: 05/27/2011 14:24 Calibration End Date: 05/27/2011 16:18 Calibration ID: 1187

ANALYTE	RRF LVL 1 LVL 6	LVL 2	LVL 3	LVL 4	LVL 5	CURVE TYPE	COEFFICIENT B	M1	M2	#	MIN RRF	%RSD	#	MAX %RSD	R^2 OR COD	#	MIN R^2 OR COD
tert-Butyl alcohol	0.0135 0.0188	0.0127	0.0209	0.0143	0.0139	Qua	0.3750	0.0094	0						0.9950		0.9900
Acrylonitrile	0.1646 0.1766	0.1554	0.1742	0.1656	0.1661	Ave		0.1671				4.5		15.0			
trans-1,2-Dichloroethene	0.3105 0.3256	0.3172	0.3312	0.3316	0.3238	Ave		0.3233				2.5		15.0			
Methyl tert-butyl ether	0.7129 0.7915	0.7299	0.7703	0.7786	0.7814	Ave		0.7608				4.2		15.0			
Hexane	0.0625 0.0653	0.0578	0.0540	0.0659	0.0567	Ave		0.0604				8.1		15.0			
1,1-Dichloroethane	0.7363 0.7357	0.7284	0.7322	0.7404	0.7277	Ave		0.7335			0.1000	0.7		15.0			
Vinyl acetate	0.0310 0.0384	0.0265	0.0372	0.0364	0.0363	Ave		0.0343				13.0		15.0			
2,2-Dichloropropane	0.2767 0.3078	0.2764	0.2888	0.3094	0.3091	Ave		0.2947				5.4		15.0			
cis-1,2-Dichloroethene	0.3646 0.3542	0.3629	0.3474	0.3643	0.3570	Ave		0.3584				1.9		15.0			
2-Butanone	0.2094 0.1934	0.1774	0.1945	0.1809	0.1770	Ave		0.1888				6.7		15.0			
Bromochloromethane	0.1858 0.1776	0.1687	0.1781	0.1841	0.1768	Ave		0.1785				3.4		15.0			
Tetrahydrofuran	0.1206 0.1269	0.1072	0.1239	0.1151	0.1159	Ave		0.1183				6.0		15.0			
Chloroform	0.5952 0.5877	0.6047	0.5957	0.6032	0.5903	Ave		0.5961				1.1		15.0			
1,1,1-Trichloroethane	0.3991 0.4691	0.4258	0.4415	0.4653	0.4634	Ave		0.4440				6.2		15.0			
Cyclohexane	0.7867 0.7945	0.7197	0.7559	0.7969	0.7582	Ave		0.7687				3.9		15.0			
1,1-Dichloropropene	0.4281 0.4456	0.4174	0.4360	0.4443	0.4365	Ave		0.4347				2.4		15.0			
Carbon tetrachloride	0.3587 0.4309	0.3859	0.3807	0.4067	0.4213	Ave		0.3974				6.8		15.0			
Benzene	1.3141 1.3061	1.3347	1.2798	1.2890	1.2727	Ave		1.2994				1.8		15.0			
1,2-Dichloroethane	0.6337 0.6088	0.6355	0.6267	0.6232	0.6002	Ave		0.6214				2.3		15.0			
Trichloroethene	0.3693 0.3520	0.3514	0.3454	0.3531	0.3444	Ave		0.3526				2.5		15.0			

Note: The m1 coefficient is the same as Ave RRF for an Ave curve type.

FORM VI
GC/MS VOA INITIAL CALIBRATION DATA
INTERNAL STANDARD CURVE EVALUTION

Lab Name: TestAmerica North Canton Job No.: 240-2908-1 Analy Batch No.: 2892

SDG No.:

Instrument ID: A3UX15 GC Column: DB-624 ID: 0.18(mm) Heated Purge: (Y/N) N

Calibration Start Date: 05/27/2011 14:24 Calibration End Date: 05/27/2011 16:18 Calibration ID: 1187

ANALYTE	RRF LVL 1 LVL 6	LVL 2	LVL 3	LVL 4	LVL 5	CURVE TYPE	COEFFICIENT B	M1	M2	#	MIN RRF	%RSD	#	MAX %RSD	R^2 OR COD	#	MIN R^2 OR COD
Methylcyclohexane	0.3938 0.4620	0.4000	0.4278	0.4396	0.4364	Ave		0.4266				6.0		15.0			
1,2-Dichloropropane	0.3818 0.3864	0.3642	0.3737	0.3654	0.3673	Ave		0.3731				2.5		15.0			
Dibromomethane	0.1867 0.1787	0.1679	0.1769	0.1846	0.1780	Ave		0.1788				3.7		15.0			
1,4-Dioxane	0.0010 0.0014	0.0016	0.0015	0.0012	0.0015	Ave		0.0014				15.0		15.0			
Bromodichloromethane	0.3264 0.3960	0.3148	0.3397	0.3643	0.3721	Ave		0.3522				8.7		15.0			
2-Chloroethyl vinyl ether	0.1556 0.1832	0.1460	0.1637	0.1560	0.1687	Ave		0.1622				7.9		15.0			
cis-1,3-Dichloropropene	0.2989 0.4267	0.3046	0.3443	0.3655	0.3881	Ave		0.3547				14.0		15.0			
4-Methyl-2-pentanone	0.3007 0.3766	0.3164	0.3351	0.3502	0.3493	Ave		0.3380				8.0		15.0			
Toluene	1.8461 1.9415	1.8376	1.8807	1.9030	1.8925	Ave		1.8836				2.0		15.0			
trans-1,3-Dichloropropene	0.3226 0.4822	0.3558	0.3933	0.4220	0.4421	Ave		0.4030				14.0		15.0			
Ethyl methacrylate	0.3113 0.4125	0.3163	0.3573	0.3943	0.3990	Ave		0.3651				12.0		15.0			
1,1,2-Trichloroethane	0.3378 0.3123	0.3352	0.3215	0.3220	0.3122	Ave		0.3235				3.4		15.0			
Tetrachloroethene	0.3881 0.3458	0.3548	0.3540	0.3648	0.3502	Ave		0.3596				4.3		15.0			
1,3-Dichloropropane	0.5665 0.5468	0.5643	0.5714	0.5563	0.5494	Ave		0.5591				1.8		15.0			
2-Hexanone	0.3045 0.3189	0.3101	0.3052	0.3126	0.3116	Ave		0.3105				1.7		15.0			
Dibromochloromethane	0.2788 0.3827	0.2932	0.3199	0.3403	0.3571	Ave		0.3287				12.0		15.0			
1,2-Dibromoethane	0.3105 0.3102	0.3063	0.3172	0.3084	0.3062	Ave		0.3098				1.3		15.0			
Chlorobenzene	1.2921 1.2221	1.2421	1.2687	1.2194	1.2099	Ave		1.2424			0.3000	2.6		15.0			
1,1,1,2-Tetrachloroethane	0.3439 0.4345	0.3706	0.4000	0.4169	0.4277	Ave		0.3989				8.9		15.0			
Ethylbenzene	0.5859 0.6491	0.6077	0.6662	0.6618	0.6518	Ave		0.6371				5.1		15.0			

Note: The m1 coefficient is the same as Ave RRF for an Ave curve type.

FORM VI
GC/MS VOA INITIAL CALIBRATION DATA
INTERNAL STANDARD CURVE EVALUTION

Lab Name: TestAmerica North Canton Job No.: 240-2908-1 Analy Batch No.: 2892

SDG No.:

Instrument ID: A3UX15 GC Column: DB-624 ID: 0.18(mm) Heated Purge: (Y/N) N

Calibration Start Date: 05/27/2011 14:24 Calibration End Date: 05/27/2011 16:18 Calibration ID: 1187

ANALYTE	RRF LVL 1 LVL 6	LVL 2	LVL 3	LVL 4	LVL 5	CURVE TYPE	COEFFICIENT B	M1	M2	#	MIN RRF	%RSD	#	MAX %RSD	R^2 OR COD	#	MIN R^2 OR COD
m-Xylene & p-Xylene	1.5226 1.4959	1.5620	1.6844	1.6666	1.6525	Ave		1.5973				5.1		15.0			
o-Xylene	0.7286 0.8018	0.7573	0.8057	0.8072	0.7974	Ave		0.7830				4.2		15.0			
Styrene	1.1339 1.3430	1.1755	1.2977	1.2941	1.3145	Ave		1.2598				6.7		15.0			
Bromoform	0.1417 0.1928	0.1383	0.1572	0.1658	0.1745	Ave		0.1617			0.1000	13.0		15.0			
Isopropylbenzene	1.8368 2.1245	1.8210	2.0502	2.0454	2.0634	Ave		1.9902				6.4		15.0			
Bromobenzene	0.8758 0.8778	0.8740	0.8487	0.8314	0.8654	Ave		0.8622				2.1		15.0			
1,1,2,2-Tetrachloroethane	0.7074 0.7007	0.6619	0.6459	0.6574	0.6821	Ave		0.6759			0.3000	3.7		15.0			
1,2,3-Trichloropropane	0.2364 0.2354	0.2294	0.2462	0.2465	0.2277	Ave		0.2369				3.4		15.0			
trans-1,4-Dichloro-2-butene	0.2428 0.3156	0.2492	0.2588	0.2698	0.2850	Ave		0.2702				9.9		15.0			
n-Propylbenzene	0.8264 0.9868	0.9001	0.9453	0.9322	0.9313	Ave		0.9204				5.9		15.0			
2-Chlorotoluene	0.8510 0.8952	0.8529	0.8552	0.8689	0.8621	Ave		0.8642				1.9		15.0			
1,3,5-Trimethylbenzene	2.5505 3.2102	2.7073	2.8882	2.8788	2.8944	Ave		2.8549				7.7		15.0			
4-Chlorotoluene	2.9293 3.1048	2.9552	2.8878	2.9209	2.9026	Ave		2.9501				2.7		15.0			
tert-Butylbenzene	2.2496 2.7284	2.1983	2.4046	2.4094	2.4722	Ave		2.4104				7.8		15.0			
1,2,4-Trimethylbenzene	2.6707 3.2458	2.6966	2.9955	2.9236	2.9867	Ave		2.9198				7.3		15.0			
sec-Butylbenzene	2.9928 3.7067	2.9837	3.4224	3.2491	3.2873	Ave		3.2737				8.3		15.0			
1,3-Dichlorobenzene	1.8643 1.7683	1.7775	1.7770	1.6834	1.6890	Ave		1.7599				3.8		15.0			
p-Isopropyltoluene	2.4281 3.2101	2.5891	2.9355	2.8176	2.8629	Ave		2.8072				9.7		15.0			
1,4-Dichlorobenzene	1.9781 1.8248	1.8941	1.8589	1.7733	1.7425	Ave		1.8453				4.6		15.0			
1,2-Dichlorobenzene	1.8789 1.6717	1.6090	1.7541	1.6085	1.5884	Ave		1.6851				6.7		15.0			

Note: The m1 coefficient is the same as Ave RRF for an Ave curve type.

FORM VI
GC/MS VOA INITIAL CALIBRATION DATA
INTERNAL STANDARD CURVE EVALUTION

Lab Name: TestAmerica North Canton Job No.: 240-2908-1 Analy Batch No.: 2892

SDG No.:

Instrument ID: A3UX15 GC Column: DB-624 ID: 0.18(mm) Heated Purge: (Y/N) N

Calibration Start Date: 05/27/2011 14:24 Calibration End Date: 05/27/2011 16:18 Calibration ID: 1187

ANALYTE	RRF					CURVE TYPE	COEFFICIENT			#	MIN RRF	%RSD	#	MAX %RSD	R^2 OR COD	#	MIN R^2 OR COD
	LVL 1 LVL 6	LVL 2	LVL 3	LVL 4	LVL 5		B	M1	M2								
n-Butylbenzene	2.0214 2.6773	2.1396	2.4675	2.3373	2.3631	Ave		2.3344				10.0		15.0			
1,2-Dibromo-3-Chloropropane	0.0895 0.1127	0.0933	0.1048	0.1009	0.1055	Ave		0.1011				8.4		15.0			
1,3,5-Trichlorobenzene	0.9324 0.9474	0.9324	1.1088	0.9264	0.9306	Ave		0.9630				7.5		15.0			
1,2,4-Trichlorobenzene	0.8089 0.7971	0.7626	0.9853	0.7939	0.7863	Ave		0.8224				9.9		15.0			
Hexachlorobutadiene	0.3154 0.2682	0.3166	0.3664	0.2955	0.2801	Ave		0.3070				11.0		15.0			
Naphthalene	1.4121 1.9813	1.4978	2.2493	1.9649	1.9916	Lin1	-0.551	2.0217							0.9970		0.9900
1,2,3-Trichlorobenzene	0.7263 0.6317	0.6963	0.8818	0.7114	0.7006	Ave		0.7247				12.0		15.0			
Dibromofluoromethane (Surr)	0.3042 0.3199	0.3118	0.3183	0.3185	0.3247	Ave		0.3162				2.3		15.0			
1,2-Dichloroethane-d4 (Surr)	0.4304 0.4407	0.4388	0.4429	0.4452	0.4411	Ave		0.4398				1.2		15.0			
Toluene-d8 (Surr)	1.4207 1.5921	1.4547	1.5032	1.5432	1.5898	Ave		1.5173				4.7		15.0			
4-Bromofluorobenzene (Surr)	0.5153 0.5196	0.5433	0.5489	0.5365	0.5505	Ave		0.5357				2.8		15.0			

Note: The m1 coefficient is the same as Ave RRF for an Ave curve type.

FORM VI
GC/MS VOA INITIAL CALIBRATION DATA
INTERNAL STANDARD CURVE EVALUTION

Lab Name: TestAmerica North Canton Job No.: 240-2908-1 Analy Batch No.: 2892

SDG No.:

Instrument ID: A3UX15 GC Column: DB-624 ID: 0.18(mm) Heated Purge: (Y/N) N

Calibration Start Date: 05/27/2011 16:40 Calibration End Date: 05/27/2011 18:31 Calibration ID: 1189

Calibration Files:

LEVEL:	LAB SAMPLE ID:	LAB FILE ID:
Level 1	STD6 240-2892/13	UXC5679.D
Level 2	STD5 240-2892/12	UXC5678.D
Level 3	STD4 240-2892/11	UXC5677.D
Level 4	STD3 240-2892/10	UXC5676.D
Level 5	STD2 240-2892/9	UXC5675.D
Level 6	STD1 240-2892/8	UXC5674.D

ANALYTE	RRF LVL 1 LVL 6	LVL 2	LVL 3	LVL 4	LVL 5	CURVE TYPE	COEFFICIENT B	M1	M2	#	MIN RRF	%RSD	#	MAX %RSD	R^2 OR COD	#	MIN R^2 OR COD
Dichlorofluoromethane	0.5058 0.5538	0.5701	0.5495	0.5709	0.5770	Ave		0.5545				4.7		15.0			
Ethyl ether	0.4443 0.4090	0.4171	0.4216	0.4134	0.4273	Ave		0.4221				3.0		15.0			
3-Chloro-1-propene	0.1296 0.1554	0.1259	0.1376	0.1474	0.1574	Ave		0.1422				9.3		15.0			
Diisopropyl ether	0.2602 0.2929	0.2607	0.2755	0.2850	0.2992	Ave		0.2789				5.9		15.0			
2-Chloro-1,3-butadiene	0.7392 0.8903	0.7893	0.8104	0.8242	0.8981	Ave		0.8253				7.4		15.0			
Ethyl-t-butyl ether (ETBE)	1.0327 1.2220	1.0464	1.1030	1.1338	1.2337	Ave		1.1286				7.6		15.0			
Ethyl acetate	0.3350 0.3530	0.3234	0.3093	0.3295	0.3374	Ave		0.3313				4.4		15.0			
Propionitrile	0.0353 0.0525	0.0381	0.0448	0.0416	0.0525	Lin1	-0.050	0.0520							0.9950		0.9900
Methacrylonitrile	0.2513 0.2608	0.2311	0.2344	0.2456	0.2559	Ave		0.2465				4.8		15.0			
Isobutyl alcohol	0.0080 0.0085	0.0061	0.0076	0.0082	0.0086	Ave		0.0078				12.0		15.0			
Tert-amyl-methyl ether (TAME)	0.5550 0.6531	0.5328	0.5695	0.6065	0.6525	Ave		0.5949				8.6		15.0			
n-Heptane	0.0583 0.0614	0.0423	0.0547	0.0558	0.0633	Ave		0.0560				13.0		15.0			
n-Butanol	0.0052 0.0069	0.0045	0.0055	0.0071	0.0072	Lin1	-0.064	0.0071							0.9960		0.9900
Methyl methacrylate	0.2961 0.3283	0.2426	0.2855	0.2853	0.3148	Ave		0.2921				10.0		15.0			
2-Nitropropane	0.0573 0.0673	0.0529	0.0525	0.0556	0.0598	Ave		0.0576				9.5		15.0			

Note: The m1 coefficient is the same as Ave RRF for an Ave curve type.

FORM VI
GC/MS VOA INITIAL CALIBRATION DATA
INTERNAL STANDARD CURVE EVALUTION

Lab Name: TestAmerica North Canton Job No.: 240-2908-1 Analy Batch No.: 2892

SDG No.:

Instrument ID: A3UX15 GC Column: DB-624 ID: 0.18(mm) Heated Purge: (Y/N) N

Calibration Start Date: 05/27/2011 16:40 Calibration End Date: 05/27/2011 18:31 Calibration ID: 1189

ANALYTE	RRF					CURVE TYPE	COEFFICIENT			#	MIN RRF	%RSD	#	MAX %RSD	R^2 OR COD	#	MIN R^2 OR COD
	LVL 1 LVL 6	LVL 2	LVL 3	LVL 4	LVL 5		B	M1	M2								
n-Butyl acetate	0.3299 0.5130	0.3279	0.3893	0.4179	0.4916	Lin1	-0.583	0.5027							0.9950		0.9900
Cyclohexanone	0.0265 0.0395	0.0261	0.0282	0.0331	0.0369	Lin1	-0.215	0.0384							0.9940		0.9900
1,2,3-Trimethylbenzene	2.1827 3.1269	2.3844	2.6842	2.8192	3.0801	Ave		2.7129				14.0		15.0			
2-Methylnaphthalene	0.5005 1.2365	0.4990	0.6181	0.8325	1.0548	Qua	-1.856	0.8816	0.0048						0.9990		0.9900

Note: The m1 coefficient is the same as Ave RRF for an Ave curve type.

FORM VII
GC/MS VOA CONTINUING CALIBRATION DATA

Lab Name: TestAmerica North Canton Job No.: 240-2908-1

SDG No.:

Lab Sample ID: ICV 240-2892/14 Calibration Date: 05/27/2011 18:53

Instrument ID: A3UX15 Calib Start Date: 05/27/2011 14:24

GC Column: DB-624 ID: 0.18(mm) Calib End Date: 05/27/2011 16:18

Lab File ID: UXC5680.D Conc. Units: ug/L Heated Purge: (Y/N) N

ANALYTE	CURVE TYPE	AVE RRF	RRF	MIN RRF	CALC AMOUNT	SPIKE AMOUNT	%D	MAX %D
Dichlorodifluoromethane	Ave	0.2442	0.2923		12.0	10.0	19.7	50.0
Chloromethane	Ave	0.6357	0.6966	0.1000	11.0	10.0	9.6	50.0
Vinyl chloride	Ave	0.4440	0.4945		11.1	10.0	11.4	20.0
Bromomethane	Ave	0.1579	0.1460		9.25	10.0	-7.5	50.0
Chloroethane	Ave	0.2559	0.2518		9.84	10.0	-1.6	50.0
Trichlorofluoromethane	Ave	0.3984	0.4195		10.5	10.0	5.3	50.0
Acrolein	Ave	0.0509	0.0533		31.4	30.0	4.8	50.0
1,1-Dichloroethene	Ave	0.2637	0.2826		10.7	10.0	7.2	20.0
1,1,2-Trichloro-1,2,2-trichf luoroethane	Ave	0.2003	0.2191		10.9	10.0	9.4	50.0
Acetone	Qua		0.0958		17.0	20.0	-15.0	50.0
Iodomethane	Ave	0.5331	0.5751		10.8	10.0	7.9	50.0
Carbon disulfide	Ave	0.7801	0.7887		10.1	10.0	1.1	50.0
Acetonitrile	Qua		0.0247		15.8	30.0	-47.3	50.0
Methyl acetate	Ave	0.3623	0.3311		9.14	10.0	-8.6	50.0
Methylene Chloride	Lin1		0.3505		9.83	10.0	-1.7	50.0
tert-Butyl alcohol	Qua		0.0119		178	200	-11.3	50.0
Acrylonitrile	Ave	0.1671	0.1553		27.9	30.0	-7.1	50.0
trans-1,2-Dichloroethene	Ave	0.3233	0.3327		10.3	10.0	2.9	50.0
Methyl tert-butyl ether	Ave	0.7608	0.7553		9.93	10.0	-0.7	50.0
Hexane	Ave	0.0604	0.0668		11.1	10.0	10.6	20.0
1,1-Dichloroethane	Ave	0.7335	0.7335	0.1000	10.0	10.0	0.0	50.0
Vinyl acetate	Ave	0.0343	0.0406		11.8	10.0	18.3	50.0
2,2-Dichloropropane	Ave	0.2947	0.2584		8.77	10.0	-12.3	50.0
cis-1,2-Dichloroethene	Ave	0.3584	0.3519		9.82	10.0	-1.8	50.0
2-Butanone	Ave	0.1888	0.1717		18.2	20.0	-9.0	50.0
Bromochloromethane	Ave	0.1785	0.1747		9.79	10.0	-2.1	50.0
Tetrahydrofuran	Ave	0.1183	0.1123		9.50	10.0	-5.0	50.0
Chloroform	Ave	0.5961	0.5950		9.98	10.0	-0.2	20.0
1,1,1-Trichloroethane	Ave	0.4440	0.4269		9.61	10.0	-3.9	50.0
Cyclohexane	Ave	0.7687	0.7994		10.4	10.0	4.0	50.0
1,1-Dichloropropene	Ave	0.4347	0.4345		10.0	10.0	-0.0	50.0
Carbon tetrachloride	Ave	0.3974	0.3823		9.62	10.0	-3.8	50.0
Benzene	Ave	1.299	1.294		9.96	10.0	-0.4	50.0
1,2-Dichloroethane	Ave	0.6214	0.6185		9.95	10.0	-0.5	50.0
Trichloroethene	Ave	0.3526	0.3552		10.1	10.0	0.7	50.0
Methylcyclohexane	Ave	0.4266	0.4441		10.4	10.0	4.1	50.0
1,2-Dichloropropane	Ave	0.3731	0.3814		10.2	10.0	2.2	20.0
Dibromomethane	Ave	0.1788	0.1803		10.1	10.0	0.8	50.0
Bromodichloromethane	Ave	0.3522	0.3482		9.89	10.0	-1.1	50.0
2-Chloroethyl vinyl ether	Ave	0.1622	0.1639		10.1	10.0	1.1	50.0

FORM VII
GC/MS VOA CONTINUING CALIBRATION DATA

Lab Name: TestAmerica North Canton Job No.: 240-2908-1

SDG No.:

Lab Sample ID: ICV 240-2892/14 Calibration Date: 05/27/2011 18:53

Instrument ID: A3UX15 Calib Start Date: 05/27/2011 14:24

GC Column: DB-624 ID: 0.18(mm) Calib End Date: 05/27/2011 16:18

Lab File ID: UXC5680.D Conc. Units: ug/L Heated Purge: (Y/N) N

ANALYTE	CURVE TYPE	AVE RRF	RRF	MIN RRF	CALC AMOUNT	SPIKE AMOUNT	%D	MAX %D
cis-1,3-Dichloropropene	Ave	0.3547	0.3310		9.33	10.0	-6.7	50.0
4-Methyl-2-pentanone	Ave	0.3380	0.3400		20.1	20.0	0.6	50.0
Toluene	Ave	1.884	1.882		9.99	10.0	-0.1	20.0
trans-1,3-Dichloropropene	Ave	0.4030	0.4036		10.0	10.0	0.1	50.0
1,1,2-Trichloroethane	Ave	0.3235	0.3315		10.2	10.0	2.5	50.0
Tetrachloroethene	Ave	0.3596	0.3485		9.69	10.0	-3.1	50.0
1,3-Dichloropropane	Ave	0.5591	0.5758		10.3	10.0	3.0	50.0
2-Hexanone	Ave	0.3105	0.3212		20.7	20.0	3.4	50.0
Dibromochloromethane	Ave	0.3287	0.3226		9.81	10.0	-1.9	50.0
1,2-Dibromoethane	Ave	0.3098	0.3100		10.0	10.0	0.0	50.0
Chlorobenzene	Ave	1.242	1.212	0.3000	9.75	10.0	-2.5	50.0
1,1,1,2-Tetrachloroethane	Ave	0.3989	0.4055		10.2	10.0	1.6	50.0
Ethylbenzene	Ave	0.6371	0.6319		9.92	10.0	-0.8	20.0
m-Xylene & p-Xylene	Ave	1.597	1.630		20.4	20.0	2.0	50.0
o-Xylene	Ave	0.7830	0.7689		9.82	10.0	-1.8	50.0
Styrene	Ave	1.260	1.238		9.83	10.0	-1.7	50.0
Bromoform	Ave	0.1617	0.1564	0.1000	9.67	10.0	-3.3	50.0
Isopropylbenzene	Ave	1.990	1.943		9.76	10.0	-2.4	50.0
Bromobenzene	Ave	0.8622	0.8897		10.3	10.0	3.2	50.0
1,1,2,2-Tetrachloroethane	Ave	0.6759	0.6784	0.3000	10.0	10.0	0.4	50.0
1,2,3-Trichloropropane	Ave	0.2369	0.2458		10.4	10.0	3.7	50.0
trans-1,4-Dichloro-2-butene	Ave	0.2702	0.2923		21.6	20.0	8.2	50.0
n-Propylbenzene	Ave	0.9204	0.9585		10.4	10.0	4.1	50.0
2-Chlorotoluene	Ave	0.8642	0.8622		9.98	10.0	-0.2	50.0
1,3,5-Trimethylbenzene	Ave	2.855	2.889		10.1	10.0	1.2	50.0
4-Chlorotoluene	Ave	2.950	2.943		9.98	10.0	-0.2	50.0
tert-Butylbenzene	Ave	2.410	2.376		9.86	10.0	-1.4	50.0
1,2,4-Trimethylbenzene	Ave	2.920	2.979		10.2	10.0	2.0	50.0
sec-Butylbenzene	Ave	3.274	3.166		9.67	10.0	-3.3	50.0
1,3-Dichlorobenzene	Ave	1.760	1.691		9.61	10.0	-3.9	50.0
p-Isopropyltoluene	Ave	2.807	2.872		10.2	10.0	2.3	50.0
1,4-Dichlorobenzene	Ave	1.845	1.737		9.41	10.0	-5.9	50.0
1,2-Dichlorobenzene	Ave	1.685	1.589		9.43	10.0	-5.7	50.0
n-Butylbenzene	Ave	2.334	2.330		9.98	10.0	-0.2	50.0
1,2-Dibromo-3-Chloropropane	Ave	0.1011	0.0976		9.65	10.0	-3.5	50.0
1,2,4-Trichlorobenzene	Ave	0.8224	0.7689		9.35	10.0	-6.5	50.0
Hexachlorobutadiene	Ave	0.3070	0.2741		8.93	10.0	-10.7	50.0
Naphthalene	Lin1		1.869		9.52	10.0	-4.8	50.0
1,2,3-Trichlorobenzene	Ave	0.7247	0.6829		9.42	10.0	-5.8	50.0
Dibromofluoromethane (Surr)	Ave	0.3162	0.3012		9.52	10.0	-4.8	50.0
1,2-Dichloroethane-d4 (Surr)	Ave	0.4398	0.4409		10.0	10.0	0.2	50.0

FORM VII
GC/MS VOA CONTINUING CALIBRATION DATA

Lab Name: TestAmerica North Canton Job No.: 240-2908-1

SDG No.:

Lab Sample ID: ICV 240-2892/14 Calibration Date: 05/27/2011 18:53

Instrument ID: A3UX15 Calib Start Date: 05/27/2011 14:24

GC Column: DB-624 ID: 0.18(mm) Calib End Date: 05/27/2011 16:18

Lab File ID: UXC5680.D Conc. Units: ug/L Heated Purge: (Y/N) N

ANALYTE	CURVE TYPE	AVE RRF	RRF	MIN RRF	CALC AMOUNT	SPIKE AMOUNT	%D	MAX %D
Toluene-d8 (Surr)	Ave	1.517	1.520		10.0	10.0	0.2	50.0
4-Bromofluorobenzene (Surr)	Ave	0.5357	0.5332		9.95	10.0	-0.5	50.0

FORM VII
GC/MS VOA CONTINUING CALIBRATION DATA

Lab Name: TestAmerica North Canton Job No.: 240-2908-1

SDG No.:

Lab Sample ID: ICV 240-2892/14 Calibration Date: 05/27/2011 18:53

Instrument ID: A3UX15 Calib Start Date: 05/27/2011 16:40

GC Column: DB-624 ID: 0.18(mm) Calib End Date: 05/27/2011 18:31

Lab File ID: UXC5680.D Conc. Units: ug/L Heated Purge: (Y/N) N

ANALYTE	CURVE TYPE	AVE RRF	RRF	MIN RRF	CALC AMOUNT	SPIKE AMOUNT	%D	MAX %D
Ethyl ether	Ave	0.4221	0.4279		10.1	10.0	1.4	50.0
Diisopropyl ether	Ave	0.2789	0.2756		9.88	10.0	-1.2	50.0
Isobutyl alcohol	Ave	0.0078	0.0088		560	500	12.1	50.0
Cyclohexanone	Lin1		0.0182		100	200	-49.8	50.0
1,2,3-Trimethylbenzene	Ave	2.713	2.976		11.0	10.0	9.7	50.0

FORM VII
GC/MS VOA CONTINUING CALIBRATION DATA

Lab Name: TestAmerica North Canton Job No.: 240-2908-1

SDG No.:

Lab Sample ID: CCVIS 240-12589/2 Calibration Date: 08/19/2011 09:20

Instrument ID: A3UX15 Calib Start Date: 05/27/2011 14:24

GC Column: DB-624 ID: 0.18(mm) Calib End Date: 05/27/2011 16:18

Lab File ID: UXC7457.D Conc. Units: ug/L Heated Purge: (Y/N) N

ANALYTE	CURVE TYPE	AVE RRF	RRF	MIN RRF	CALC AMOUNT	SPIKE AMOUNT	%D	MAX %D
Dichlorodifluoromethane	Ave	0.2442	0.3151		12.9	10.0	29.1	50.0
Chloromethane	Ave	0.6357	0.5891	0.1000	9.27	10.0	-7.3	50.0
Vinyl chloride	Ave	0.4440	0.4776		10.8	10.0	7.6	20.0
Bromomethane	Ave	0.1579	0.1418		8.98	10.0	-10.2	50.0
Chloroethane	Ave	0.2559	0.2403		9.39	10.0	-6.1	50.0
Trichlorofluoromethane	Ave	0.3984	0.5412		13.6	10.0	35.8	50.0
Acrolein	Ave	0.0509	0.0615		121	100	20.9	50.0
1,1-Dichloroethene	Ave	0.2637	0.2755		10.4	10.0	4.5	20.0
1,1,2-Trichloro-1,2,2-trichfluoroethane	Ave	0.2003	0.2532		12.6	10.0	26.4	50.0
Acetone	Qua		0.1444		26.4	20.0	32.0	50.0
Iodomethane	Ave	0.5331	0.5353		10.0	10.0	0.4	50.0
Carbon disulfide	Ave	0.7801	0.7508		9.63	10.0	-3.7	50.0
Acetonitrile	Qua		0.0555		188	100	87.6*	50.0
Methyl acetate	Ave	0.3623	0.3799		21.0	20.0	4.9	50.0
Methylene Chloride	Lin1		0.3545		9.96	10.0	-0.4	50.0
tert-Butyl alcohol	Qua		0.0225		320	200	59.9*	50.0
Acrylonitrile	Ave	0.1671	0.1768		21.2	20.0	5.8	50.0
Methyl tert-butyl ether	Ave	0.7608	0.7584		9.97	10.0	-0.3	50.0
trans-1,2-Dichloroethene	Ave	0.3233	0.3374		10.4	10.0	4.4	50.0
Hexane	Ave	0.0604	0.0797		13.2	10.0	32.0*	20.0
1,1-Dichloroethane	Ave	0.7335	0.7036	0.1000	9.59	10.0	-4.1	50.0
Vinyl acetate	Ave	0.0343	0.0271		7.89	10.0	-21.1	50.0
2,2-Dichloropropane	Ave	0.2947	0.2871		9.74	10.0	-2.6	50.0
cis-1,2-Dichloroethene	Ave	0.3584	0.3468		9.68	10.0	-3.2	50.0
2-Butanone	Ave	0.1888	0.1944		20.6	20.0	3.0	50.0
Bromochloromethane	Ave	0.1785	0.1848		10.4	10.0	3.5	50.0
Tetrahydrofuran	Ave	0.1183	0.1285		10.9	10.0	8.7	50.0
Chloroform	Ave	0.5961	0.5945		9.97	10.0	-0.3	20.0
1,1,1-Trichloroethane	Ave	0.4440	0.4494		10.1	10.0	1.2	50.0
Cyclohexane	Ave	0.7687	0.8243		10.7	10.0	7.2	50.0
1,1-Dichloropropene	Ave	0.4347	0.4625		10.6	10.0	6.4	50.0
Carbon tetrachloride	Ave	0.3974	0.4128		10.4	10.0	3.9	50.0
Benzene	Ave	1.299	1.293		9.95	10.0	-0.5	50.0
1,2-Dichloroethane	Ave	0.6214	0.6450		10.4	10.0	3.8	50.0
Trichloroethene	Ave	0.3526	0.3754		10.6	10.0	6.5	50.0
Methylcyclohexane	Ave	0.4266	0.5539		13.0	10.0	29.8	50.0
1,2-Dichloropropane	Ave	0.3731	0.3852		10.3	10.0	3.2	20.0
Dibromomethane	Ave	0.1788	0.1918		10.7	10.0	7.3	50.0
1,4-Dioxane	Ave	0.0014	0.0025		886	500	77.2*	50.0
Bromodichloromethane	Ave	0.3522	0.3553		10.1	10.0	0.9	50.0

FORM VII
GC/MS VOA CONTINUING CALIBRATION DATA

Lab Name: TestAmerica North Canton Job No.: 240-2908-1

SDG No.:

Lab Sample ID: CCVIS 240-12589/2 Calibration Date: 08/19/2011 09:20

Instrument ID: A3UX15 Calib Start Date: 05/27/2011 14:24

GC Column: DB-624 ID: 0.18(mm) Calib End Date: 05/27/2011 16:18

Lab File ID: UXC7457.D Conc. Units: ug/L Heated Purge: (Y/N) N

ANALYTE	CURVE TYPE	AVE RRF	RRF	MIN RRF	CALC AMOUNT	SPIKE AMOUNT	%D	MAX %D
2-Chloroethyl vinyl ether	Ave	0.1622	0.1841		22.7	20.0	13.5	50.0
cis-1,3-Dichloropropene	Ave	0.3547	0.3701		10.4	10.0	4.3	50.0
4-Methyl-2-pentanone	Ave	0.3380	0.3517		20.8	20.0	4.0	50.0
Toluene	Ave	1.884	1.779		9.44	10.0	-5.6	20.0
trans-1,3-Dichloropropene	Ave	0.4030	0.3948		9.80	10.0	-2.0	50.0
Ethyl methacrylate	Ave	0.3651	0.3522		9.65	10.0	-3.5	50.0
1,1,2-Trichloroethane	Ave	0.3235	0.3264		10.1	10.0	0.9	50.0
Tetrachloroethene	Ave	0.3596	0.3548		9.87	10.0	-1.3	50.0
1,3-Dichloropropane	Ave	0.5591	0.5582		9.98	10.0	-0.2	50.0
2-Hexanone	Ave	0.3105	0.2867		18.5	20.0	-7.7	50.0
Dibromochloromethane	Ave	0.3287	0.3087		9.39	10.0	-6.1	50.0
1,2-Dibromoethane	Ave	0.3098	0.3097		10.0	10.0	-0.0	50.0
Chlorobenzene	Ave	1.242	1.141	0.3000	9.18	10.0	-8.2	50.0
1,1,1,2-Tetrachloroethane	Ave	0.3989	0.3766		9.44	10.0	-5.6	50.0
Ethylbenzene	Ave	0.6371	0.6079		9.54	10.0	-4.6	20.0
m-Xylene & p-Xylene	Ave	1.597	1.551		19.4	20.0	-2.9	50.0
o-Xylene	Ave	0.7830	0.7093		9.06	10.0	-9.4	50.0
Styrene	Ave	1.260	1.206		9.57	10.0	-4.3	50.0
Bromoform	Ave	0.1617	0.1488	0.1000	9.20	10.0	-8.0	50.0
Isopropylbenzene	Ave	1.990	1.852		9.30	10.0	-7.0	50.0
Bromobenzene	Ave	0.8622	0.7601		8.82	10.0	-11.8	50.0
1,1,2,2-Tetrachloroethane	Ave	0.6759	0.6221	0.3000	9.20	10.0	-8.0	50.0
1,2,3-Trichloropropane	Ave	0.2369	0.2221		9.37	10.0	-6.3	50.0
trans-1,4-Dichloro-2-butene	Ave	0.2702	0.2221		8.22	10.0	-17.8	50.0
n-Propylbenzene	Ave	0.9204	0.8594		9.34	10.0	-6.6	50.0
2-Chlorotoluene	Ave	0.8642	0.7685		8.89	10.0	-11.1	50.0
1,3,5-Trimethylbenzene	Ave	2.855	2.581		9.04	10.0	-9.6	50.0
4-Chlorotoluene	Ave	2.950	2.550		8.64	10.0	-13.6	50.0
tert-Butylbenzene	Ave	2.410	2.222		9.22	10.0	-7.8	50.0
1,2,4-Trimethylbenzene	Ave	2.920	2.688		9.21	10.0	-7.9	50.0
sec-Butylbenzene	Ave	3.274	3.177		9.71	10.0	-2.9	50.0
1,3-Dichlorobenzene	Ave	1.760	1.557		8.85	10.0	-11.5	50.0
p-Isopropyltoluene	Ave	2.807	2.731		9.73	10.0	-2.7	50.0
1,4-Dichlorobenzene	Ave	1.845	1.648		8.93	10.0	-10.7	50.0
1,2-Dichlorobenzene	Ave	1.685	1.533		9.10	10.0	-9.0	50.0
n-Butylbenzene	Ave	2.334	2.348		10.1	10.0	0.6	50.0
1,2-Dibromo-3-Chloropropane	Ave	0.1011	0.0970		9.60	10.0	-4.0	50.0
1,3,5-Trichlorobenzene	Ave	0.9630	1.028		10.7	10.0	6.8	50.0
1,2,4-Trichlorobenzene	Ave	0.8224	0.9332		11.3	10.0	13.5	50.0
Hexachlorobutadiene	Ave	0.3070	0.3943		12.8	10.0	28.4	50.0
Naphthalene	Lin1		2.247		11.4	10.0	14.0	50.0

FORM VII 8260B

FORM VII
GC/MS VOA CONTINUING CALIBRATION DATA

Lab Name: TestAmerica North Canton Job No.: 240-2908-1

SDG No.:

Lab Sample ID: CCVIS 240-12589/2 Calibration Date: 08/19/2011 09:20

Instrument ID: A3UX15 Calib Start Date: 05/27/2011 14:24

GC Column: DB-624 ID: 0.18(mm) Calib End Date: 05/27/2011 16:18

Lab File ID: UXC7457.D Conc. Units: ug/L Heated Purge: (Y/N) N

ANALYTE	CURVE TYPE	AVE RRF	RRF	MIN RRF	CALC AMOUNT	SPIKE AMOUNT	%D	MAX %D
1,2,3-Trichlorobenzene	Ave	0.7247	0.9202		12.7	10.0	27.0	50.0
Dibromofluoromethane (Surr)	Ave	0.3162	0.3353		9.44	8.90	6.0	50.0
1,2-Dichloroethane-d4 (Surr)	Ave	0.4398	0.4831		9.77	8.90	9.8	50.0
Toluene-d8 (Surr)	Ave	1.517	1.546		9.07	8.90	1.9	50.0
4-Bromofluorobenzene (Surr)	Ave	0.5357	0.5280		8.77	8.90	-1.4	50.0

FORM VII
GC/MS VOA CONTINUING CALIBRATION DATA

Lab Name: TestAmerica North Canton Job No.: 240-2908-1

SDG No.:

Lab Sample ID: CCV 240-12589/3 Calibration Date: 08/19/2011 09:43

Instrument ID: A3UX15 Calib Start Date: 05/27/2011 14:24

GC Column: DB-624 ID: 0.18(mm) Calib End Date: 05/27/2011 16:18

Lab File ID: UXC7458.D Conc. Units: ug/L Heated Purge: (Y/N) N

ANALYTE	CURVE TYPE	AVE RRF	RRF	MIN RRF	CALC AMOUNT	SPIKE AMOUNT	%D	MAX %D
Dibromofluoromethane (Surr)	Ave	0.3162	0.3102		8.73	8.90	-1.9	50.0
1,2-Dichloroethane-d4 (Surr)	Ave	0.4398	0.4611		9.33	8.90	4.8	50.0
Toluene-d8 (Surr)	Ave	1.517	1.508		8.84	8.90	-0.6	50.0
4-Bromofluorobenzene (Surr)	Ave	0.5357	0.5389		8.95	8.90	0.6	50.0

FORM VII
GC/MS VOA CONTINUING CALIBRATION DATA

Lab Name: TestAmerica North Canton Job No.: 240-2908-1

SDG No.:

Lab Sample ID: CCV 240-12589/3 Calibration Date: 08/19/2011 09:43

Instrument ID: A3UX15 Calib Start Date: 05/27/2011 16:40

GC Column: DB-624 ID: 0.18(mm) Calib End Date: 05/27/2011 18:31

Lab File ID: UXC7458.D Conc. Units: ug/L Heated Purge: (Y/N) N

ANALYTE	CURVE TYPE	AVE RRF	RRF	MIN RRF	CALC AMOUNT	SPIKE AMOUNT	%D	MAX %D
Dichlorofluoromethane	Ave	0.5545	0.4777		8.62	10.0	-13.8	50.0
Ethyl ether	Ave	0.4221	0.4485		10.6	10.0	6.3	50.0
3-Chloro-1-propene	Ave	0.1422	0.1404		9.87	10.0	-1.3	50.0
Diisopropyl ether	Ave	0.2789	0.2827		50.7	50.0	1.4	50.0
2-Chloro-1,3-butadiene	Ave	0.8253	0.7535		9.13	10.0	-8.7	50.0
Ethyl-t-butyl ether (ETBE)	Ave	1.129	1.055		9.34	10.0	-6.6	50.0
Ethyl acetate	Ave	0.3313	0.3455		20.9	20.0	4.3	50.0
Propionitrile	Lin1		0.0556		22.4	20.0	12.0	50.0
Methacrylonitrile	Ave	0.2465	0.2435		9.88	10.0	-1.2	50.0
Isobutyl alcohol	Ave	0.0078	0.0113		287	200	43.7	50.0
Tert-amyl-methyl ether (TAME)	Ave	0.5949	0.6068		10.2	10.0	2.0	50.0
n-Heptane	Ave	0.0560	0.0651		11.6	10.0	16.4	50.0
n-Butanol	Lin1		0.0069		205	200	2.3	50.0
Methyl methacrylate	Ave	0.2921	0.2975		10.2	10.0	1.8	50.0
2-Nitropropane	Ave	0.0576	0.0575		20.0	20.0	-0.1	50.0
Cyclohexanone	Lin1		0.0550		149	100	48.6	50.0
1,2,3-Trimethylbenzene	Ave	2.713	2.734		10.1	10.0	0.8	50.0
2-Methylnaphthalene	Qua		1.135		24.6	20.0	23.0	50.0

FORM V
GC/MS VOA INSTRUMENT PERFORMANCE CHECK
BROMOFLUOROBENZENE (BFB)

Lab Name: TestAmerica North Canton Job No.: 240-2908-1

SDG No.:

Lab File ID: BFB1985.D BFB Injection Date: 08/11/2011

Instrument ID: A3UX16 BFB Injection Time: 15:10

Analysis Batch No.: 11693

M/E	ION ABUNDANCE CRITERIA	% RELATIVE ABUNDANCE	
50	15.0 - 40.0 % of mass 95	21.9	
75	30.0 - 60.0 % of mass 95	50.9	
95	Base Peak, 100% relative abundance	100.0	
96	5.0 - 9.0 % of mass 95	6.4	
173	Less than 2.0 % of mass 174	0.4	(0.6)1
174	50.0 - 120.00 % of mass 95	62.2	
175	5.0 - 9.0 % of mass 174	4.3	(6.9)1
176	95.0 - 101.0 % of mass 174	59.4	(95.5)1
177	5.0 - 9.0 % of mass 176	3.9	(6.6)2

1-Value is % mass 174 2-Value is % mass 176

THIS CHECK APPLIES TO THE FOLLOWING SAMPLES, MS, MSD, BLANKS AND STANDARDS:

CLIENT SAMPLE ID	LAB SAMPLE ID	LAB FILE ID	DATE ANALYZED	TIME ANALYZED
	STD1 240-11693/8	UXM8188.D	08/11/2011	17:49
	STD2 240-11693/9	UXM8189.D	08/11/2011	18:11
	STD3 240-11693/10	UXM8190.D	08/11/2011	18:34
	STD4 240-11693/11	UXM8191.D	08/11/2011	18:56
	STD5 240-11693/12	UXM8192.D	08/11/2011	19:18
	STD6 240-11693/13	UXM8193.D	08/11/2011	19:41

FORM VI
GC/MS VOA INITIAL CALIBRATION DATA
INTERNAL STANDARD CURVE EVALUTION

Lab Name: TestAmerica North Canton Job No.: 240-2908-1 Analy Batch No.: 11693

SDG No.:

Instrument ID: A3UX16 GC Column: DB-624 ID: 0.18(mm) Heated Purge: (Y/N) N

Calibration Start Date: 08/11/2011 17:49 Calibration End Date: 08/11/2011 19:41 Calibration ID: 3131

Calibration Files:

LEVEL:	LAB SAMPLE ID:	LAB FILE ID:
Level 1	STD6 240-11693/13	UXM8193.D
Level 2	STD5 240-11693/12	UXM8192.D
Level 3	STD4 240-11693/11	UXM8191.D
Level 4	STD3 240-11693/10	UXM8190.D
Level 5	STD2 240-11693/9	UXM8189.D
Level 6	STD1 240-11693/8	UXM8188.D

ANALYTE	RRF LVL 1 LVL 6	LVL 2	LVL 3	LVL 4	LVL 5	CURVE TYPE	COEFFICIENT B	M1	M2	#	MIN RRF	%RSD	#	MAX %RSD	R^2 OR COD	#	MIN R^2 OR COD
Dichlorofluoromethane	0.6056 0.5419	0.5163	0.5760	0.6097	0.5388	Ave		0.5647				6.8		15.0			
Ethyl ether	0.2235 0.2245	0.2438	0.2306	0.2342	0.1984	Ave		0.2258				6.8		15.0			
3-Chloro-1-propene	0.1440 0.1671	0.1466	0.1608	0.1624	0.1514	Ave		0.1554				6.0		15.0			
Diisopropyl ether	0.2757 0.2787	0.2716	0.2819	0.2755	0.2645	Ave		0.2746				2.2		15.0			
2-Chloro-1,3-butadiene	0.5430 0.5602	0.5259	0.5419	0.5139	0.5293	Ave		0.5357				3.0		15.0			
Ethyl-t-butyl ether (ETBE)	1.0693 1.0749	1.0032	1.0527	1.0174	1.0224	Ave		1.0400				2.9		15.0			
Propionitrile	0.0338 0.0324	0.0298	0.0313	0.0302	0.0298	Ave		0.0312				5.3		15.0			
Ethyl acetate	0.1769 0.1976	0.1814	0.1916	0.1800	0.1791	Ave		0.1844				4.5		15.0			
Methacrylonitrile	0.1931 0.1688	0.1677	0.1705	0.1497	0.1579	Ave		0.1679				8.7		15.0			
Isobutyl alcohol	0.0094 0.0078	0.0086	0.0079	0.0076	0.0074	Ave		0.0081				9.3		15.0			
Tert-amyl-methyl ether (TAME)	0.7607 0.8263	0.7581	0.8272	0.8039	0.7841	Ave		0.7934				3.9		15.0			
n-Heptane	0.0274 0.0395	0.0358	0.0364	0.0363	0.0360	Ave		0.0352				12.0		15.0			
n-Butanol	0.0055 0.0055	0.0050	0.0054	0.0052	0.0054	Ave		0.0053				4.0		15.0			
Methyl methacrylate	0.2310 0.2293	0.2365	0.2237	0.2131	0.2281	Ave		0.2269				3.5		15.0			
2-Nitropropane	0.0566 0.0531	0.0515	0.0480	0.0575	0.0499	Ave		0.0528				7.1		15.0			

Note: The m1 coefficient is the same as Ave RRF for an Ave curve type.

FORM VI
GC/MS VOA INITIAL CALIBRATION DATA
INTERNAL STANDARD CURVE EVALUTION

Lab Name: TestAmerica North Canton Job No.: 240-2908-1 Analy Batch No.: 11693

SDG No.:

Instrument ID: A3UX16 GC Column: DB-624 ID: 0.18(mm) Heated Purge: (Y/N) N

Calibration Start Date: 08/11/2011 17:49 Calibration End Date: 08/11/2011 19:41 Calibration ID: 3131

ANALYTE	RRF					CURVE TYPE	COEFFICIENT			#	MIN RRF	%RSD	#	MAX %RSD	R^2 OR COD	#	MIN R^2 OR COD
	LVL 1 LVL 6	LVL 2	LVL 3	LVL 4	LVL 5		B	M1	M2								
n-Butyl acetate	0.2205 0.2919	0.2412	0.2700	0.3311	0.2686	Ave		0.2706				14.0		15.0			
Cyclohexanone	0.0367 0.0365	0.0334	0.0342	0.0363	0.0330	Ave		0.0350				4.7		15.0			
1,2,3-Trimethylbenzene	2.8426 3.2134	2.8706	2.9994	3.0819	2.9223	Ave		2.9884				4.7		15.0			
2-Methylnaphthalene	0.8318 0.9628	0.8932	0.9319	1.0133	0.9800	Ave		0.9355				7.0		15.0			

Note: The m1 coefficient is the same as Ave RRF for an Ave curve type.

FORM V
GC/MS VOA INSTRUMENT PERFORMANCE CHECK
BROMOFLUOROBENZENE (BFB)

Lab Name: TestAmerica North Canton Job No.: 240-2908-1

SDG No.:

Lab File ID: BFB1988.D BFB Injection Date: 08/15/2011

Instrument ID: A3UX16 BFB Injection Time: 10:49

Analysis Batch No.: 12011

M/E	ION ABUNDANCE CRITERIA	% RELATIVE ABUNDANCE	
50	15.0 - 40.0 % of mass 95	20.5	
75	30.0 - 60.0 % of mass 95	49.5	
95	Base Peak, 100% relative abundance	100.0	
96	5.0 - 9.0 % of mass 95	6.9	
173	Less than 2.0 % of mass 174	0.2	(0.3)1
174	50.0 - 120.00 % of mass 95	85.4	
175	5.0 - 9.0 % of mass 174	6.5	(7.6)1
176	95.0 - 101.0 % of mass 174	82.1	(96.1)1
177	5.0 - 9.0 % of mass 176	5.9	(7.1)2

1-Value is % mass 174 2-Value is % mass 176

THIS CHECK APPLIES TO THE FOLLOWING SAMPLES, MS, MSD, BLANKS AND STANDARDS:

CLIENT SAMPLE ID	LAB SAMPLE ID	LAB FILE ID	DATE ANALYZED	TIME ANALYZED
	STD8260 240-12011/2	UXM8212.D	08/15/2011	11:28
	STD8260 240-12011/3	UXM8213.D	08/15/2011	11:51
	STD8260 240-12011/4	UXM8214.D	08/15/2011	12:13
	STD8260 240-12011/5	UXM8215.D	08/15/2011	12:36
	STD8260 240-12011/6	UXM8216.D	08/15/2011	12:59
	STD8260 240-12011/7	UXM8217.D	08/15/2011	13:21
	ICV 240-12011/8	UXM8218.D	08/15/2011	13:44

FORM V
GC/MS VOA INSTRUMENT PERFORMANCE CHECK
BROMOFLUOROBENZENE (BFB)

Lab Name: TestAmerica North Canton Job No.: 240-2908-1

SDG No.:

Lab File ID: BFB1997.D BFB Injection Date: 08/18/2011

Instrument ID: A3UX16 BFB Injection Time: 12:08

Analysis Batch No.: 12486

M/E	ION ABUNDANCE CRITERIA	% RELATIVE ABUNDANCE	
50	15.0 - 40.0 % of mass 95	20.7	
75	30.0 - 60.0 % of mass 95	50.4	
95	Base Peak, 100% relative abundance	100.0	
96	5.0 - 9.0 % of mass 95	6.6	
173	Less than 2.0 % of mass 174	0.5	(0.5)1
174	50.0 - 120.00 % of mass 95	93.2	
175	5.0 - 9.0 % of mass 174	6.6	(7.1)1
176	95.0 - 101.0 % of mass 174	91.8	(98.5)1
177	5.0 - 9.0 % of mass 176	6.1	(6.7)2

1-Value is % mass 174 2-Value is % mass 176

THIS CHECK APPLIES TO THE FOLLOWING SAMPLES, MS, MSD, BLANKS AND STANDARDS:

CLIENT SAMPLE ID	LAB SAMPLE ID	LAB FILE ID	DATE ANALYZED	TIME ANALYZED
	CCVIS 240-12486/2	UXM8287.D	08/18/2011	12:33
	CCV 240-12486/3	UXM8288.D	08/18/2011	12:56
	MB 240-12486/5	UXM8290.D	08/18/2011	13:41
	LCS 240-12486/4	UXM8291.D	08/18/2011	14:05
MSA-SW40B-2-081611	240-2908-1	UXM8294.D	08/18/2011	15:48
MSA-SW40B-1-1081611	240-2908-2	UXM8295.D	08/18/2011	16:11
MSA-SW40C-5-081611	240-2908-3	UXM8296.D	08/18/2011	16:33
MSA-SW40C-3-081611	240-2908-4	UXM8297.D	08/18/2011	16:56
MSA-SW40C-1-081611	240-2908-5	UXM8298.D	08/18/2011	17:18
MSA-SW42A-1-081611	240-2908-6	UXM8299.D	08/18/2011	17:40
MSA-SW42B-3-081611	240-2908-7	UXM8300.D	08/18/2011	18:03
MSA-SW42B-1-081611	240-2908-8	UXM8301.D	08/18/2011	18:25
MSA-SW42C-5-081611	240-2908-9	UXM8302.D	08/18/2011	18:47
MSA-SW42C-3-081611	240-2908-10	UXM8303.D	08/18/2011	19:10
MSA-SW42C-1-081611	240-2908-11	UXM8304.D	08/18/2011	19:32
MSA-SW43A-1-081611-LT	240-2908-12	UXM8305.D	08/18/2011	19:55
MSA-SW43B-3-081611-LT	240-2908-13	UXM8306.D	08/18/2011	20:17
MSA-SW43B-1-081611-LT	240-2908-14	UXM8307.D	08/18/2011	20:40
MSA-SW43C-4-081611-LT	240-2908-15	UXM8308.D	08/18/2011	21:02
MSA-SW43C-2-081611-LT	240-2908-16	UXM8309.D	08/18/2011	21:25
MSA-SW43C-1-081611-LT	240-2908-17	UXM8310.D	08/18/2011	21:47
MSA-SW41A-1-081611-LT	240-2908-18	UXM8311.D	08/18/2011	22:10
	240-2678-C-4 MS	UXM8313.D	08/18/2011	22:55
	240-2678-C-4 MSD	UXM8314.D	08/18/2011	23:18

FORM VI
GC/MS VOA INITIAL CALIBRATION DATA
INTERNAL STANDARD CURVE EVALUTION

Lab Name: TestAmerica North Canton Job No.: 240-2908-1 Analy Batch No.: 12011

SDG No.:

Instrument ID: A3UX16 GC Column: DB-624 ID: 0.18(mm) Heated Purge: (Y/N) N

Calibration Start Date: 08/15/2011 11:28 Calibration End Date: 08/15/2011 13:21 Calibration ID: 3208

Calibration Files:

LEVEL:	LAB SAMPLE ID:	LAB FILE ID:
Level 1	STD8260 240-12011/7	UXM8217.D
Level 2	STD8260 240-12011/6	UXM8216.D
Level 3	STD8260 240-12011/5	UXM8215.D
Level 4	STD8260 240-12011/4	UXM8214.D
Level 5	STD8260 240-12011/3	UXM8213.D
Level 6	STD8260 240-12011/2	UXM8212.D

ANALYTE	RRF					CURVE TYPE	COEFFICIENT			#	MIN RRF	%RSD	#	MAX %RSD	R^2 OR COD	#	MIN R^2 OR COD
	LVL 1 LVL 6	LVL 2	LVL 3	LVL 4	LVL 5		B	M1	M2								
Dichlorodifluoromethane	0.2690 0.2618	0.2311	0.2716	0.3102	0.2658	Ave		0.2682				9.4		15.0			
Chloromethane	0.4971 0.4225	0.4808	0.4834	0.4473	0.4510	Ave		0.4637			0.1000	6.0		15.0			
Vinyl chloride	0.4206 0.3674	0.4130	0.4007	0.3957	0.3936	Ave		0.3985				4.6		15.0			
Bromomethane	0.1820 0.1098	0.1415	0.1459	0.1235	0.1363	Qua	-0.023	0.1529	-0.001						0.9970		0.9900
Chloroethane	0.2373 0.1922	0.2386	0.2309	0.2062	0.2141	Ave		0.2199				8.5		15.0			
Trichlorofluoromethane	0.3471 0.3360	0.3184	0.3626	0.3785	0.3537	Ave		0.3494				6.0		15.0			
Acrolein	0.0512 0.0491	0.0515	0.0528	0.0498	0.0482	Ave		0.0504				3.4		15.0			
1,1-Dichloroethene	0.3014 0.2663	0.2750	0.2722	0.2710	0.2562	Ave		0.2737				5.5		15.0			
1,1,2-Trichloro-1,2,2-trichfluoroethane	0.1796 0.1892	0.1950	0.1873	0.2322	0.1826	Ave		0.1943				9.9		15.0			
Acetone	0.1351 0.0868	0.1129	0.0885	0.0874	0.0788	Lin1	0.1021	0.0823							0.9970		0.9900
Iodomethane	0.4702 0.4331	0.4541	0.4597	0.4295	0.4272	Ave		0.4456				4.0		15.0			
Carbon disulfide	0.7717 0.8467	0.7704	0.8030	0.8143	0.8045	Ave		0.8018				3.6		15.0			
Acetonitrile	0.0375 0.0386	0.0324	0.0299	0.0273	0.0277	Ave		0.0322				15.0		15.0			
Methyl acetate	0.3441 0.2711	0.3183	0.3252	0.2937	0.2710	Ave		0.3039				9.9		15.0			
Methylene Chloride	0.6833 0.3083	0.4877	0.3853	0.3259	0.3088	Lin1	0.3885	0.2951							0.9990		0.9900

Note: The m1 coefficient is the same as Ave RRF for an Ave curve type.

FORM VI
GC/MS VOA INITIAL CALIBRATION DATA
INTERNAL STANDARD CURVE EVALUTION

Lab Name: TestAmerica North Canton Job No.: 240-2908-1 Analy Batch No.: 12011

SDG No.:

Instrument ID: A3UX16 GC Column: DB-624 ID: 0.18(mm) Heated Purge: (Y/N) N

Calibration Start Date: 08/15/2011 11:28 Calibration End Date: 08/15/2011 13:21 Calibration ID: 3208

ANALYTE	RRF LVL 1 LVL 6	LVL 2	LVL 3	LVL 4	LVL 5	CURVE TYPE	COEFFICIENT B	M1	M2	#	MIN RRF	%RSD	#	MAX %RSD	R^2 OR COD	#	MIN R^2 OR COD
tert-Butyl alcohol	0.0196 0.0216	0.0181	0.0179	0.0170	0.0164	Ave		0.0184				10.0		15.0			
Acrylonitrile	0.1380 0.1231	0.1383	0.1309	0.1267	0.1178	Ave		0.1292				6.4		15.0			
trans-1,2-Dichloroethene	0.3360 0.3075	0.3295	0.3258	0.3221	0.3114	Ave		0.3221				3.4		15.0			
Methyl tert-butyl ether	0.9165 0.8880	0.8756	0.9148	0.8507	0.8839	Ave		0.8883				2.8		15.0			
Hexane	0.0506 0.0571	0.0480	0.0513	0.0718	0.0511	Qua	0.0141	0.0542	0.0001						0.9900		0.9900
1,1-Dichloroethane	0.5941 0.5684	0.6095	0.5965	0.5596	0.5685	Ave		0.5828			0.1000	3.4		15.0			
Vinyl acetate	0.0142 0.0424	0.0225	0.0230	0.0265	0.0380	Qua	-0.036	0.0321	0.0003						0.9980		0.9900
2-Butanone	0.1600 0.1350	0.1492	0.1508	0.1308	0.1304	Ave		0.1427				8.6		15.0			
cis-1,2-Dichloroethene	0.3738 0.3371	0.3569	0.3667	0.3341	0.3368	Ave		0.3509				4.9		15.0			
2,2-Dichloropropane	0.3555 0.3448	0.3556	0.3557	0.3591	0.3504	Ave		0.3535				1.4		15.0			
Bromochloromethane	0.1586 0.1528	0.1663	0.1603	0.1477	0.1528	Ave		0.1564				4.2		15.0			
Tetrahydrofuran	0.1116 0.0946	0.1092	0.1036	0.0966	0.0973	Ave		0.1022				7.0		15.0			
Chloroform	0.5159 0.5154	0.5196	0.5368	0.5012	0.5113	Ave		0.5167				2.3		15.0			
1,1,1-Trichloroethane	0.4185 0.4194	0.4104	0.4367	0.4214	0.4218	Ave		0.4214				2.0		15.0			
Cyclohexane	0.5311 0.5522	0.5326	0.5308	0.6576	0.5289	Ave		0.5555				9.1		15.0			
1,1-Dichloropropene	0.4183 0.4238	0.4122	0.4244	0.4165	0.4049	Ave		0.4167				1.8		15.0			
Carbon tetrachloride	0.2845 0.3502	0.3185	0.3193	0.3379	0.3316	Ave		0.3237				7.0		15.0			
1,2-Dichloroethane	0.4476 0.4463	0.4429	0.4583	0.4221	0.4383	Ave		0.4426				2.7		15.0			
Benzene	1.3380 1.3318	1.3660	1.3408	1.2270	1.2799	Ave		1.3139				3.9		15.0			
Trichloroethene	0.3170 0.3231	0.3216	0.3305	0.3042	0.3142	Ave		0.3184				2.8		15.0			

Note: The m1 coefficient is the same as Ave RRF for an Ave curve type.

FORM VI
GC/MS VOA INITIAL CALIBRATION DATA
INTERNAL STANDARD CURVE EVALUTION

Lab Name: TestAmerica North Canton Job No.: 240-2908-1 Analy Batch No.: 12011

SDG No.:

Instrument ID: A3UX16 GC Column: DB-624 ID: 0.18(mm) Heated Purge: (Y/N) N

Calibration Start Date: 08/15/2011 11:28 Calibration End Date: 08/15/2011 13:21 Calibration ID: 3208

ANALYTE	RRF LVL 1 LVL 6	LVL 2	LVL 3	LVL 4	LVL 5	CURVE TYPE	COEFFICIENT B	M1	M2	#	MIN RRF	%RSD	#	MAX %RSD	R^2 OR COD	#	MIN R^2 OR COD
Methylcyclohexane	0.3269 0.3939	0.3553	0.3575	0.4752	0.3608	Ave		0.3783				14.0		15.0			
1,2-Dichloropropane	0.2854 0.3207	0.3118	0.3213	0.2890	0.3057	Ave		0.3056				5.1		15.0			
Dibromomethane	0.1565 0.1617	0.1561	0.1626	0.1580	0.1624	Ave		0.1595				1.9		15.0			
1,4-Dioxane	0.0021 0.0024	0.0019	0.0021	0.0020	0.0020	Ave		0.0021				8.3		15.0			
Bromodichloromethane	0.2831 0.3635	0.2874	0.3267	0.3088	0.3379	Ave		0.3179				9.7		15.0			
2-Chloroethyl vinyl ether	0.1396 0.1774	0.1421	0.1664	0.1522	0.1619	Ave		0.1566				9.4		15.0			
cis-1,3-Dichloropropene	0.3310 0.4824	0.3729	0.4173	0.4007	0.4399	Ave		0.4074				13.0		15.0			
4-Methyl-2-pentanone	0.2826 0.2878	0.2737	0.3068	0.2803	0.2832	Ave		0.2857				4.0		15.0			
Toluene	1.7623 1.8408	1.7517	1.7662	1.6894	1.7606	Ave		1.7618				2.7		15.0			
trans-1,3-Dichloropropene	0.3893 0.5600	0.4244	0.4793	0.4770	0.5283	Ave		0.4764				13.0		15.0			
Ethyl methacrylate	0.2715 0.4549	0.2941	0.3347	0.3646	0.4405	Lin1	-0.278	0.4468							0.9940		0.9900
1,1,2-Trichloroethane	0.3326 0.3286	0.3356	0.3342	0.3090	0.3270	Ave		0.3278				3.0		15.0			
1,3-Dichloropropane	0.5691 0.5979	0.5584	0.5947	0.5545	0.5807	Ave		0.5759				3.2		15.0			
Tetrachloroethene	0.3302 0.3220	0.3280	0.3144	0.3083	0.3129	Ave		0.3193				2.8		15.0			
2-Hexanone	0.2576 0.2399	0.2421	0.2624	0.2379	0.2475	Ave		0.2479				4.0		15.0			
Dibromochloromethane	0.2295 0.3406	0.2495	0.2675	0.2765	0.3153	Ave		0.2798				15.0		15.0			
1,2-Dibromoethane	0.2861 0.3249	0.2979	0.3185	0.3026	0.3225	Ave		0.3087				5.0		15.0			
Chlorobenzene	1.1378 1.1263	1.1116	1.1147	1.0269	1.0748	Ave		1.0987			0.3000	3.7		15.0			
1,1,1,2-Tetrachloroethane	0.3086 0.3866	0.3319	0.3459	0.3413	0.3678	Ave		0.3470				7.9		15.0			
Ethylbenzene	0.5717 0.6132	0.5992	0.5821	0.5767	0.5939	Ave		0.5895				2.6		15.0			

Note: The m1 coefficient is the same as Ave RRF for an Ave curve type.

FORM VI
GC/MS VOA INITIAL CALIBRATION DATA
INTERNAL STANDARD CURVE EVALUTION

Lab Name: TestAmerica North Canton Job No.: 240-2908-1 Analy Batch No.: 12011

SDG No.:

Instrument ID: A3UX16 GC Column: DB-624 ID: 0.18(mm) Heated Purge: (Y/N) N

Calibration Start Date: 08/15/2011 11:28 Calibration End Date: 08/15/2011 13:21 Calibration ID: 3208

ANALYTE	RRF LVL 1 LVL 6	LVL 2	LVL 3	LVL 4	LVL 5	CURVE TYPE	COEFFICIENT B	M1	M2	#	MIN RRF	%RSD	#	MAX %RSD	R^2 OR COD	#	MIN R^2 OR COD
m-Xylene & p-Xylene	0.7157 0.7831	0.7364	0.7409	0.7203	0.7349	Ave		0.7385				3.2		15.0			
o-Xylene	0.7538 0.7705	0.7685	0.7649	0.7065	0.7491	Ave		0.7522				3.2		15.0			
Styrene	1.0865 1.2750	1.1026	1.1814	1.1009	1.1936	Ave		1.1567				6.3		15.0			
Bromoform	0.1212 0.1971	0.1317	0.1489	0.1498	0.1760	Lin1	-0.109	0.1883			0.1000				0.9920		0.9900
Isopropylbenzene	1.7461 1.9467	1.8150	1.8357	1.7587	1.8229	Ave		1.8209				3.9		15.0			
1,1,2,2-Tetrachloroethane	0.6830 0.7381	0.6854	0.7555	0.7413	0.7303	Ave		0.7223			0.3000	4.2		15.0			
Bromobenzene	0.7970 0.8395	0.8569	0.8198	0.8070	0.7966	Ave		0.8195				3.0		15.0			
1,2,3-Trichloropropane	0.2247 0.2415	0.2356	0.2482	0.2484	0.2379	Ave		0.2394				3.7		15.0			
trans-1,4-Dichloro-2-butene	0.1854 0.2537	0.2183	0.2307	0.2275	0.2450	Ave		0.2268				11.0		15.0			
n-Propylbenzene	0.7358 0.8536	0.7707	0.7925	0.8134	0.7881	Ave		0.7923				5.0		15.0			
2-Chlorotoluene	0.7152 0.7691	0.7571	0.7664	0.7617	0.7477	Ave		0.7528				2.6		15.0			
1,3,5-Trimethylbenzene	2.2579 2.8282	2.5337	2.5757	2.6020	2.6046	Ave		2.5670				7.1		15.0			
4-Chlorotoluene	0.7308 0.7996	0.7905	0.7778	0.7703	0.7559	Ave		0.7708				3.2		15.0			
tert-Butylbenzene	1.7780 2.3833	1.9281	2.0957	2.1283	2.1229	Ave		2.0727				9.9		15.0			
1,2,4-Trimethylbenzene	2.4255 2.9497	2.6185	2.7190	2.7192	2.7425	Ave		2.6957				6.4		15.0			
sec-Butylbenzene	2.4510 3.2392	2.7450	2.8106	2.9401	2.9399	Ave		2.8543				9.1		15.0			
1,3-Dichlorobenzene	1.5608 1.6060	1.5814	1.5608	1.5135	1.5357	Ave		1.5597				2.1		15.0			
p-Isopropyltoluene	2.0204 2.7350	2.3274	2.3828	2.4504	2.4645	Ave		2.3967				9.7		15.0			
1,4-Dichlorobenzene	1.5838 1.6457	1.6864	1.5985	1.5698	1.5943	Ave		1.6131				2.7		15.0			
n-Butylbenzene	1.8424 2.2724	1.9915	1.9689	2.0773	2.0493	Ave		2.0336				7.0		15.0			

Note: The m1 coefficient is the same as Ave RRF for an Ave curve type.

FORM VI
GC/MS VOA INITIAL CALIBRATION DATA
INTERNAL STANDARD CURVE EVALUTION

Lab Name: TestAmerica North Canton Job No.: 240-2908-1 Analy Batch No.: 12011

SDG No.:

Instrument ID: A3UX16 GC Column: DB-624 ID: 0.18(mm) Heated Purge: (Y/N) N

Calibration Start Date: 08/15/2011 11:28 Calibration End Date: 08/15/2011 13:21 Calibration ID: 3208

ANALYTE	RRF LVL 1 LVL 6	LVL 2	LVL 3	LVL 4	LVL 5	CURVE TYPE	COEFFICIENT B	M1	M2	#	MIN RRF	%RSD	#	MAX %RSD	R^2 OR COD	#	MIN R^2 OR COD
1,2-Dichlorobenzene	1.5822 1.5872	1.6163	1.6060	1.5439	1.5693	Ave		1.5842				1.6		15.0			
1,2-Dibromo-3-Chloropropane	0.1092 0.1384	0.1144	0.1288	0.1331	0.1359	Ave		0.1266				9.5		15.0			
1,3,5-Trichlorobenzene	0.9738 0.9608	1.0004	0.9767	0.9320	0.9503	Ave		0.9657				2.4		15.0			
1,2,4-Trichlorobenzene	0.9172 0.8897	0.9211	0.9460	0.8793	0.8780	Ave		0.9052				3.0		15.0			
Hexachlorobutadiene	0.3600 0.3586	0.3825	0.3792	0.3458	0.3472	Ave		0.3622				4.3		15.0			
Naphthalene	2.4866 2.5273	2.5154	2.6160	2.6520	2.5648	Ave		2.5603				2.5		15.0			
1,2,3-Trichlorobenzene	0.8507 0.7817	0.8468	0.8396	0.8271	0.7785	Ave		0.8207				4.0		15.0			
Dibromofluoromethane (Surr)	0.2530 0.2599	0.2611	0.2665	0.2429	0.2518	Ave		0.2559				3.3		15.0			
1,2-Dichloroethane-d4 (Surr)	0.3732 0.3454	0.3635	0.3456	0.3170	0.3370	Ave		0.3469				5.7		15.0			
Toluene-d8 (Surr)	1.4242 1.5089	1.4565	1.4655	1.3542	1.4499	Ave		1.4432				3.6		15.0			
4-Bromofluorobenzene (Surr)	0.5137 0.5157	0.5280	0.5196	0.4627	0.5052	Ave		0.5075				4.6		15.0			

Note: The m1 coefficient is the same as Ave RRF for an Ave curve type.

FORM VII
GC/MS VOA CONTINUING CALIBRATION DATA

Lab Name: TestAmerica North Canton Job No.: 240-2908-1

SDG No.:

Lab Sample ID: ICV 240-12011/8 Calibration Date: 08/15/2011 13:44

Instrument ID: A3UX16 Calib Start Date: 08/11/2011 17:49

GC Column: DB-624 ID: 0.18(mm) Calib End Date: 08/11/2011 19:41

Lab File ID: UXM8218.D Conc. Units: ug/L Heated Purge: (Y/N) N

ANALYTE	CURVE TYPE	AVE RRF	RRF	MIN RRF	CALC AMOUNT	SPIKE AMOUNT	%D	MAX %D
Ethyl ether	Ave	0.2258	0.3037		13.4	10.0	34.5	50.0
Diisopropyl ether	Ave	0.2746	0.2853		10.4	10.0	3.9	50.0
Isobutyl alcohol	Ave	0.0081	0.0084		516	500	3.1	50.0
Cyclohexanone	Ave	0.0350	0.0182		104	200	-48.1	50.0
1,2,3-Trimethylbenzene	Ave	2.988	2.784		9.32	10.0	-6.8	50.0

FORM VII
GC/MS VOA CONTINUING CALIBRATION DATA

Lab Name: TestAmerica North Canton Job No.: 240-2908-1

SDG No.:

Lab Sample ID: ICV 240-12011/8 Calibration Date: 08/15/2011 13:44

Instrument ID: A3UX16 Calib Start Date: 08/15/2011 11:28

GC Column: DB-624 ID: 0.18(mm) Calib End Date: 08/15/2011 13:21

Lab File ID: UXM8218.D Conc. Units: ug/L Heated Purge: (Y/N) N

ANALYTE	CURVE TYPE	AVE RRF	RRF	MIN RRF	CALC AMOUNT	SPIKE AMOUNT	%D	MAX %D
Dichlorodifluoromethane	Ave	0.2682	0.2359		8.79	10.0	-12.1	50.0
Chloromethane	Ave	0.4637	0.4384	0.1000	9.46	10.0	-5.4	50.0
Vinyl chloride	Ave	0.3985	0.3897		9.78	10.0	-2.2	20.0
Bromomethane	Qua		0.1465		10.5	10.0	5.0	50.0
Chloroethane	Ave	0.2199	0.2211		10.1	10.0	0.5	50.0
Trichlorofluoromethane	Ave	0.3494	0.3706		10.6	10.0	6.1	50.0
Acrolein	Ave	0.0504	0.0516		30.7	30.0	2.3	50.0
1,1-Dichloroethene	Ave	0.2737	0.2946		10.8	10.0	7.6	20.0
1,1,2-Trichloro-1,2,2-trichfluoroethane	Ave	0.1943	0.2175		11.2	10.0	11.9	50.0
Acetone	Lin1		0.0871		19.9	20.0	-0.5	50.0
Iodomethane	Ave	0.4456	0.4514		10.1	10.0	1.3	50.0
Carbon disulfide	Ave	0.8018	0.8341		10.4	10.0	4.0	50.0
Acetonitrile	Ave	0.0322	0.0331		30.8	30.0	2.6	50.0
Methyl acetate	Ave	0.3039	0.2742		9.02	10.0	-9.8	50.0
Methylene Chloride	Lin1		0.3476		10.5	10.0	5.0	50.0
tert-Butyl alcohol	Ave	0.0184	0.0191		207	200	3.3	50.0
Acrylonitrile	Ave	0.1292	0.1323		30.7	30.0	2.4	50.0
Methyl tert-butyl ether	Ave	0.8883	0.8979		10.1	10.0	1.1	50.0
trans-1,2-Dichloroethene	Ave	0.3221	0.3382		10.5	10.0	5.0	50.0
Hexane	Qua		0.0569		10.1	10.0	1.0	20.0
1,1-Dichloroethane	Ave	0.5828	0.5985	0.1000	10.3	10.0	2.7	50.0
Vinyl acetate	Qua		0.0606		17.3	10.0	73.0*	50.0
2-Butanone	Ave	0.1427	0.1323		18.5	20.0	-7.3	50.0
2,2-Dichloropropane	Ave	0.3535	0.3582		10.1	10.0	1.3	50.0
cis-1,2-Dichloroethene	Ave	0.3509	0.3533		10.1	10.0	0.7	50.0
Bromochloromethane	Ave	0.1564	0.1548		9.89	10.0	-1.1	50.0
Tetrahydrofuran	Ave	0.1022	0.0959		9.38	10.0	-6.2	50.0
Chloroform	Ave	0.5167	0.5365		10.4	10.0	3.8	20.0
1,1,1-Trichloroethane	Ave	0.4214	0.4345		10.3	10.0	3.1	50.0
Cyclohexane	Ave	0.5555	0.5488		9.88	10.0	-1.2	50.0
1,1-Dichloropropene	Ave	0.4167	0.4068		9.76	10.0	-2.4	50.0
Carbon tetrachloride	Ave	0.3237	0.3426		10.6	10.0	5.9	50.0
1,2-Dichloroethane	Ave	0.4426	0.4353		9.84	10.0	-1.6	50.0
Benzene	Ave	1.314	1.269		9.66	10.0	-3.4	50.0
Trichloroethene	Ave	0.3184	0.3140		9.86	10.0	-1.4	50.0
1,2-Dichloropropane	Ave	0.3056	0.3019		9.88	10.0	-1.2	20.0
Methylcyclohexane	Ave	0.3783	0.3766		9.96	10.0	-0.4	50.0
Dibromomethane	Ave	0.1595	0.1598		10.0	10.0	0.2	50.0
Bromodichloromethane	Ave	0.3179	0.3102		9.76	10.0	-2.4	50.0
2-Chloroethyl vinyl ether	Ave	0.1566	0.1581		10.1	10.0	1.0	50.0

FORM VII
GC/MS VOA CONTINUING CALIBRATION DATA

Lab Name: TestAmerica North Canton Job No.: 240-2908-1

SDG No.:

Lab Sample ID: ICV 240-12011/8 Calibration Date: 08/15/2011 13:44

Instrument ID: A3UX16 Calib Start Date: 08/15/2011 11:28

GC Column: DB-624 ID: 0.18(mm) Calib End Date: 08/15/2011 13:21

Lab File ID: UXM8218.D Conc. Units: ug/L Heated Purge: (Y/N) N

ANALYTE	CURVE TYPE	AVE RRF	RRF	MIN RRF	CALC AMOUNT	SPIKE AMOUNT	%D	MAX %D
cis-1,3-Dichloropropene	Ave	0.4074	0.3787		9.30	10.0	-7.0	50.0
4-Methyl-2-pentanone	Ave	0.2857	0.2887		20.2	20.0	1.1	50.0
Toluene	Ave	1.762	1.701		9.65	10.0	-3.5	20.0
trans-1,3-Dichloropropene	Ave	0.4764	0.4537		9.52	10.0	-4.8	50.0
1,1,2-Trichloroethane	Ave	0.3278	0.3052		9.31	10.0	-6.9	50.0
1,3-Dichloropropane	Ave	0.5759	0.5500		9.55	10.0	-4.5	50.0
Tetrachloroethene	Ave	0.3193	0.3051		9.56	10.0	-4.4	50.0
2-Hexanone	Ave	0.2479	0.2436		19.7	20.0	-1.7	50.0
Dibromochloromethane	Ave	0.2798	0.2665		9.52	10.0	-4.8	50.0
1,2-Dibromoethane	Ave	0.3087	0.3085		10.0	10.0	-0.0	50.0
Chlorobenzene	Ave	1.099	1.053	0.3000	9.59	10.0	-4.1	50.0
1,1,1,2-Tetrachloroethane	Ave	0.3470	0.3523		10.2	10.0	1.5	50.0
Ethylbenzene	Ave	0.5895	0.5743		9.74	10.0	-2.6	20.0
m-Xylene & p-Xylene	Ave	0.7385	0.7108		19.2	20.0	-3.8	50.0
o-Xylene	Ave	0.7522	0.7430		9.88	10.0	-1.2	50.0
Styrene	Ave	1.157	1.155		9.99	10.0	-0.1	50.0
Bromoform	Lin1		0.1543	0.1000	8.77	10.0	-12.3	50.0
Isopropylbenzene	Ave	1.821	1.811		9.95	10.0	-0.5	50.0
1,1,2,2-Tetrachloroethane	Ave	0.7223	0.7239	0.3000	10.0	10.0	0.2	50.0
Bromobenzene	Ave	0.8195	0.7664		9.35	10.0	-6.5	50.0
1,2,3-Trichloropropane	Ave	0.2394	0.2411		10.1	10.0	0.7	50.0
trans-1,4-Dichloro-2-butene	Ave	0.2268	0.2120		18.7	20.0	-6.5	50.0
n-Propylbenzene	Ave	0.7923	0.7919		10.0	10.0	-0.0	50.0
2-Chlorotoluene	Ave	0.7528	0.7276		9.67	10.0	-3.3	50.0
1,3,5-Trimethylbenzene	Ave	2.567	2.483		9.67	10.0	-3.3	50.0
4-Chlorotoluene	Ave	0.7708	0.7256		9.41	10.0	-5.9	50.0
tert-Butylbenzene	Ave	2.073	2.004		9.67	10.0	-3.3	50.0
1,2,4-Trimethylbenzene	Ave	2.696	2.595		9.63	10.0	-3.7	50.0
sec-Butylbenzene	Ave	2.854	2.766		9.69	10.0	-3.1	50.0
1,3-Dichlorobenzene	Ave	1.560	1.508		9.67	10.0	-3.3	50.0
p-Isopropyltoluene	Ave	2.397	2.398		10.0	10.0	0.0	50.0
1,4-Dichlorobenzene	Ave	1.613	1.523		9.44	10.0	-5.6	50.0
n-Butylbenzene	Ave	2.034	1.986		9.77	10.0	-2.3	50.0
1,2-Dichlorobenzene	Ave	1.584	1.535		9.69	10.0	-3.1	50.0
1,2-Dibromo-3-Chloropropane	Ave	0.1266	0.1321		10.4	10.0	4.3	50.0
1,2,4-Trichlorobenzene	Ave	0.9052	0.8535		9.43	10.0	-5.7	50.0
Hexachlorobutadiene	Ave	0.3622	0.3233		8.93	10.0	-10.7	50.0
Naphthalene	Ave	2.560	2.597		10.1	10.0	1.4	50.0
1,2,3-Trichlorobenzene	Ave	0.8207	0.8133		9.91	10.0	-0.9	50.0
Dibromofluoromethane (Surr)	Ave	0.2559	0.2530		10.1	10.2	-1.1	50.0
1,2-Dichloroethane-d4 (Surr)	Ave	0.3469	0.3152		9.27	10.2	-9.2	50.0

FORM VII
GC/MS VOA CONTINUING CALIBRATION DATA

Lab Name: TestAmerica North Canton Job No.: 240-2908-1

SDG No.:

Lab Sample ID: ICV 240-12011/8 Calibration Date: 08/15/2011 13:44

Instrument ID: A3UX16 Calib Start Date: 08/15/2011 11:28

GC Column: DB-624 ID: 0.18(mm) Calib End Date: 08/15/2011 13:21

Lab File ID: UXM8218.D Conc. Units: ug/L Heated Purge: (Y/N) N

ANALYTE	CURVE TYPE	AVE RRF	RRF	MIN RRF	CALC AMOUNT	SPIKE AMOUNT	%D	MAX %D
Toluene-d8 (Surr)	Ave	1.443	1.381		9.77	10.2	-4.3	50.0
4-Bromofluorobenzene (Surr)	Ave	0.5075	0.4860		9.78	10.2	-4.2	50.0

FORM VII
GC/MS VOA CONTINUING CALIBRATION DATA

Lab Name: TestAmerica North Canton Job No.: 240-2908-1

SDG No.:

Lab Sample ID: CCVIS 240-12486/2 Calibration Date: 08/18/2011 12:33

Instrument ID: A3UX16 Calib Start Date: 08/11/2011 20:03

GC Column: DB-624 ID: 0.18(mm) Calib End Date: 08/11/2011 21:54

Lab File ID: UXM8287.D Conc. Units: ug/L Heated Purge: (Y/N) N

ANALYTE	CURVE TYPE	AVE RRF	RRF	MIN RRF	CALC AMOUNT	SPIKE AMOUNT	%D	MAX %D
Tetrahydrothiophene	Ave	0.2851	0.3528		12.4	10.0	23.7	50.0
1,4-Dichlorobutane	Ave	0.5664	0.5880		10.4	10.0	3.8	50.0

FORM VII
GC/MS VOA CONTINUING CALIBRATION DATA

Lab Name: TestAmerica North Canton Job No.: 240-2908-1

SDG No.:

Lab Sample ID: CCVIS 240-12486/2 Calibration Date: 08/18/2011 12:33

Instrument ID: A3UX16 Calib Start Date: 08/15/2011 11:28

GC Column: DB-624 ID: 0.18(mm) Calib End Date: 08/15/2011 13:21

Lab File ID: UXM8287.D Conc. Units: ug/L Heated Purge: (Y/N) N

ANALYTE	CURVE TYPE	AVE RRF	RRF	MIN RRF	CALC AMOUNT	SPIKE AMOUNT	%D	MAX %D
Dichlorodifluoromethane	Ave	0.2682	0.3657		13.6	10.0	36.3	50.0
Chloromethane	Ave	0.4637	0.4814	0.1000	10.4	10.0	3.8	50.0
Vinyl chloride	Ave	0.3985	0.4113		10.3	10.0	3.2	20.0
Bromomethane	Qua		0.1591		11.5	10.0	15.0	50.0
Chloroethane	Ave	0.2199	0.2025		9.21	10.0	-7.9	50.0
Trichlorofluoromethane	Ave	0.3494	0.4605		13.2	10.0	31.8	50.0
Acrolein	Ave	0.0504	0.0392		77.8	100	-22.2	50.0
1,1-Dichloroethene	Ave	0.2737	0.2688		9.82	10.0	-1.8	20.0
1,1,2-Trichloro-1,2,2-trichf luoroethane	Ave	0.1943	0.2394		12.3	10.0	23.2	50.0
Acetone	Lin1		0.0857		19.6	20.0	-2.0	50.0
Iodomethane	Ave	0.4456	0.4897		11.0	10.0	9.9	50.0
Carbon disulfide	Ave	0.8018	0.7201		8.98	10.0	-10.2	50.0
Acetonitrile	Ave	0.0322	0.0266		82.6	100	-17.4	50.0
Methyl acetate	Ave	0.3039	0.2558		16.8	20.0	-15.8	50.0
Methylene Chloride	Lin1		0.3326		9.95	10.0	-0.5	50.0
tert-Butyl alcohol	Ave	0.0184	0.0169		183	200	-8.4	50.0
Acrylonitrile	Ave	0.1292	0.1159		18.0	20.0	-10.2	50.0
Methyl tert-butyl ether	Ave	0.8883	0.8918		10.0	10.0	0.4	50.0
trans-1,2-Dichloroethene	Ave	0.3221	0.3236		10.0	10.0	0.5	50.0
Hexane	Qua		0.0556		9.90	10.0	-1.0	20.0
1,1-Dichloroethane	Ave	0.5828	0.5491	0.1000	9.42	10.0	-5.8	50.0
Vinyl acetate	Qua		0.0298		9.57	10.0	-4.3	50.0
2-Butanone	Ave	0.1427	0.1252		17.5	20.0	-12.3	50.0
cis-1,2-Dichloroethene	Ave	0.3509	0.3439		9.80	10.0	-2.0	50.0
2,2-Dichloropropane	Ave	0.3535	0.3856		10.9	10.0	9.1	50.0
Bromochloromethane	Ave	0.1564	0.1728		11.0	10.0	10.5	50.0
Tetrahydrofuran	Ave	0.1022	0.0916		8.96	10.0	-10.4	50.0
Chloroform	Ave	0.5167	0.5583		10.8	10.0	8.0	20.0
1,1,1-Trichloroethane	Ave	0.4214	0.4924		11.7	10.0	16.9	50.0
Cyclohexane	Ave	0.5555	0.5248		9.45	10.0	-5.5	50.0
1,1-Dichloropropene	Ave	0.4167	0.4225		10.1	10.0	1.4	50.0
Carbon tetrachloride	Ave	0.3237	0.4097		12.7	10.0	26.6	50.0
1,2-Dichloroethane	Ave	0.4426	0.4876		11.0	10.0	10.2	50.0
Benzene	Ave	1.314	1.221		9.29	10.0	-7.1	50.0
Trichloroethene	Ave	0.3184	0.3489		11.0	10.0	9.6	50.0
Methylcyclohexane	Ave	0.3783	0.3866		10.2	10.0	2.2	50.0
1,2-Dichloropropane	Ave	0.3056	0.2786		9.12	10.0	-8.8	20.0
Dibromomethane	Ave	0.1595	0.1668		10.5	10.0	4.6	50.0
1,4-Dioxane	Ave	0.0021	0.0016		380	500	-23.9	50.0
Bromodichloromethane	Ave	0.3179	0.3570		11.2	10.0	12.3	50.0

FORM VII
GC/MS VOA CONTINUING CALIBRATION DATA

Lab Name: TestAmerica North Canton Job No.: 240-2908-1

SDG No.:

Lab Sample ID: CCVIS 240-12486/2 Calibration Date: 08/18/2011 12:33

Instrument ID: A3UX16 Calib Start Date: 08/15/2011 11:28

GC Column: DB-624 ID: 0.18(mm) Calib End Date: 08/15/2011 13:21

Lab File ID: UXM8287.D Conc. Units: ug/L Heated Purge: (Y/N) N

ANALYTE	CURVE TYPE	AVE RRF	RRF	MIN RRF	CALC AMOUNT	SPIKE AMOUNT	%D	MAX %D
2-Chloroethyl vinyl ether	Ave	0.1566	0.1493		19.1	20.0	-4.7	50.0
cis-1,3-Dichloropropene	Ave	0.4074	0.4185		10.3	10.0	2.7	50.0
4-Methyl-2-pentanone	Ave	0.2857	0.2574		18.0	20.0	-9.9	50.0
Toluene	Ave	1.762	1.610		9.14	10.0	-8.6	20.0
trans-1,3-Dichloropropene	Ave	0.4764	0.4628		9.72	10.0	-2.8	50.0
Ethyl methacrylate	Lin1		0.3675		8.85	10.0	-11.5	50.0
1,1,2-Trichloroethane	Ave	0.3278	0.3042		9.28	10.0	-7.2	50.0
1,3-Dichloropropane	Ave	0.5759	0.5202		9.03	10.0	-9.7	50.0
Tetrachloroethene	Ave	0.3193	0.3447		10.8	10.0	7.9	50.0
2-Hexanone	Ave	0.2479	0.2041		16.5	20.0	-17.7	50.0
Dibromochloromethane	Ave	0.2798	0.3122		11.2	10.0	11.6	50.0
1,2-Dibromoethane	Ave	0.3087	0.3100		10.0	10.0	0.4	50.0
Chlorobenzene	Ave	1.099	1.069	0.3000	9.73	10.0	-2.7	50.0
1,1,1,2-Tetrachloroethane	Ave	0.3470	0.3893		11.2	10.0	12.2	50.0
Ethylbenzene	Ave	0.5895	0.5681		9.64	10.0	-3.6	20.0
m-Xylene & p-Xylene	Ave	0.7385	0.7028		19.0	20.0	-4.8	50.0
o-Xylene	Ave	0.7522	0.7309		9.72	10.0	-2.8	50.0
Styrene	Ave	1.157	1.113		9.63	10.0	-3.7	50.0
Bromoform	Lin1		0.1719	0.1000	9.71	10.0	-2.9	50.0
Isopropylbenzene	Ave	1.821	1.831		10.1	10.0	0.6	50.0
1,1,2,2-Tetrachloroethane	Ave	0.7223	0.6323	0.3000	8.75	10.0	-12.5	50.0
Bromobenzene	Ave	0.8195	0.8305		10.1	10.0	1.3	50.0
1,2,3-Trichloropropane	Ave	0.2394	0.2449		10.2	10.0	2.3	50.0
trans-1,4-Dichloro-2-butene	Ave	0.2268	0.2011		8.87	10.0	-11.3	50.0
n-Propylbenzene	Ave	0.7923	0.7624		9.62	10.0	-3.8	50.0
2-Chlorotoluene	Ave	0.7528	0.7365		9.78	10.0	-2.2	50.0
1,3,5-Trimethylbenzene	Ave	2.567	2.485		9.68	10.0	-3.2	50.0
4-Chlorotoluene	Ave	0.7708	0.7315		9.49	10.0	-5.1	50.0
tert-Butylbenzene	Ave	2.073	2.332		11.3	10.0	12.5	50.0
1,2,4-Trimethylbenzene	Ave	2.696	2.574		9.55	10.0	-4.5	50.0
sec-Butylbenzene	Ave	2.854	2.723		9.54	10.0	-4.6	50.0
1,3-Dichlorobenzene	Ave	1.560	1.513		9.70	10.0	-3.0	50.0
p-Isopropyltoluene	Ave	2.397	2.328		9.71	10.0	-2.9	50.0
1,4-Dichlorobenzene	Ave	1.613	1.581		9.80	10.0	-2.0	50.0
n-Butylbenzene	Ave	2.034	1.841		9.05	10.0	-9.5	50.0
1,2-Dichlorobenzene	Ave	1.584	1.515		9.56	10.0	-4.4	50.0
1,2-Dibromo-3-Chloropropane	Ave	0.1266	0.1292		10.2	10.0	2.0	50.0
1,3,5-Trichlorobenzene	Ave	0.9657	0.9449		9.78	10.0	-2.2	50.0
1,2,4-Trichlorobenzene	Ave	0.9052	0.8717		9.63	10.0	-3.7	50.0
Hexachlorobutadiene	Ave	0.3622	0.3393		9.37	10.0	-6.3	50.0
Naphthalene	Ave	2.560	2.264		8.84	10.0	-11.6	50.0

FORM VII
GC/MS VOA CONTINUING CALIBRATION DATA

Lab Name: TestAmerica North Canton Job No.: 240-2908-1

SDG No.:

Lab Sample ID: CCVIS 240-12486/2 Calibration Date: 08/18/2011 12:33

Instrument ID: A3UX16 Calib Start Date: 08/15/2011 11:28

GC Column: DB-624 ID: 0.18(mm) Calib End Date: 08/15/2011 13:21

Lab File ID: UXM8287.D Conc. Units: ug/L Heated Purge: (Y/N) N

ANALYTE	CURVE TYPE	AVE RRF	RRF	MIN RRF	CALC AMOUNT	SPIKE AMOUNT	%D	MAX %D
1,2,3-Trichlorobenzene	Ave	0.8207	0.7662		9.34	10.0	-6.6	50.0
Dibromofluoromethane (Surr)	Ave	0.2559	0.2700		10.8	10.2	5.5	50.0
1,2-Dichloroethane-d4 (Surr)	Ave	0.3469	0.3698		10.9	10.2	6.6	50.0
Toluene-d8 (Surr)	Ave	1.443	1.309		9.26	10.2	-9.3	50.0
4-Bromofluorobenzene (Surr)	Ave	0.5075	0.4542		9.14	10.2	-10.5	50.0

FORM VII
GC/MS VOA CONTINUING CALIBRATION DATA

Lab Name: TestAmerica North Canton Job No.: 240-2908-1

SDG No.:

Lab Sample ID: CCV 240-12486/3 Calibration Date: 08/18/2011 12:56

Instrument ID: A3UX16 Calib Start Date: 08/11/2011 17:49

GC Column: DB-624 ID: 0.18(mm) Calib End Date: 08/11/2011 19:41

Lab File ID: UXM8288.D Conc. Units: ug/L Heated Purge: (Y/N) N

ANALYTE	CURVE TYPE	AVE RRF	RRF	MIN RRF	CALC AMOUNT	SPIKE AMOUNT	%D	MAX %D
Dichlorofluoromethane	Ave	0.5647	0.4653		8.24	10.0	-17.6	50.0
Ethyl ether	Ave	0.2258	0.2529		11.2	10.0	12.0	50.0
3-Chloro-1-propene	Ave	0.1554	0.1333		8.58	10.0	-14.2	50.0
Diisopropyl ether	Ave	0.2746	0.2544		46.3	50.0	-7.4	50.0
2-Chloro-1,3-butadiene	Ave	0.5357	0.5423		10.1	10.0	1.2	50.0
Ethyl-t-butyl ether (ETBE)	Ave	1.040	0.9426		9.06	10.0	-9.4	50.0
Propionitrile	Ave	0.0312	0.0372		23.8	20.0	19.2	50.0
Ethyl acetate	Ave	0.1844	0.2195		23.8	20.0	19.0	50.0
Methacrylonitrile	Ave	0.1679	0.1719		10.2	10.0	2.3	50.0
Isobutyl alcohol	Ave	0.0081	0.0074		182	200	-8.9	50.0
Tert-amyl-methyl ether (TAME)	Ave	0.7934	0.7571		9.54	10.0	-4.6	50.0
n-Heptane	Ave	0.0352	0.0591		16.8	10.0	67.6*	50.0
n-Butanol	Ave	0.0053	0.0057		215	200	7.3	50.0
Methyl methacrylate	Ave	0.2269	0.2175		9.58	10.0	-4.2	50.0
2-Nitropropane	Ave	0.0528	0.0612		23.2	20.0	16.0	50.0
Cyclohexanone	Ave	0.0350	0.0359		102	100	2.4	50.0
1,2,3-Trimethylbenzene	Ave	2.988	2.316		7.75	10.0	-22.5	50.0
2-Methylnaphthalene	Ave	0.9355	0.8103		17.3	20.0	-13.4	50.0

FORM VII
GC/MS VOA CONTINUING CALIBRATION DATA

Lab Name: TestAmerica North Canton Job No.: 240-2908-1

SDG No.:

Lab Sample ID: CCV 240-12486/3 Calibration Date: 08/18/2011 12:56

Instrument ID: A3UX16 Calib Start Date: 08/15/2011 11:28

GC Column: DB-624 ID: 0.18(mm) Calib End Date: 08/15/2011 13:21

Lab File ID: UXM8288.D Conc. Units: ug/L Heated Purge: (Y/N) N

ANALYTE	CURVE TYPE	AVE RRF	RRF	MIN RRF	CALC AMOUNT	SPIKE AMOUNT	%D	MAX %D
Dibromofluoromethane (Surr)	Ave	0.2559	0.2564		10.2	10.2	0.2	50.0
1,2-Dichloroethane-d4 (Surr)	Ave	0.3469	0.3652		10.7	10.2	5.3	50.0
Toluene-d8 (Surr)	Ave	1.443	1.282		9.07	10.2	-11.2	50.0
4-Bromofluorobenzene (Surr)	Ave	0.5075	0.4621		9.30	10.2	-8.9	50.0

FORM IV
GC/MS VOA METHOD BLANK SUMMARY

Lab Name: TestAmerica North Canton Job No.: 240-2908-1

SDG No.:

Lab File ID: UXM8290.D Lab Sample ID: MB 240-12486/5

Matrix: Water Heated Purge:(Y/N) N

Instrument ID: A3UX16 Date Analyzed: 08/18/2011 13:41

GC Column: DB-624 ID: 0.18(mm)

THIS METHOD BLANK APPLIES TO THE FOLLOWING SAMPLES:

CLIENT SAMPLE ID	LAB SAMPLE ID	LAB FILE ID	DATE ANALYZED
	LCS 240-12486/4	UXM8291.D	08/18/2011 14:05
MSA-SW40B-2-081611	240-2908-1	UXM8294.D	08/18/2011 15:48
MSA-SW40B-1-1081611	240-2908-2	UXM8295.D	08/18/2011 16:11
MSA-SW40C-5-081611	240-2908-3	UXM8296.D	08/18/2011 16:33
MSA-SW40C-3-081611	240-2908-4	UXM8297.D	08/18/2011 16:56
MSA-SW40C-1-081611	240-2908-5	UXM8298.D	08/18/2011 17:18
MSA-SW42A-1-081611	240-2908-6	UXM8299.D	08/18/2011 17:40
MSA-SW42B-3-081611	240-2908-7	UXM8300.D	08/18/2011 18:03
MSA-SW42B-1-081611	240-2908-8	UXM8301.D	08/18/2011 18:25
MSA-SW42C-5-081611	240-2908-9	UXM8302.D	08/18/2011 18:47
MSA-SW42C-3-081611	240-2908-10	UXM8303.D	08/18/2011 19:10
MSA-SW42C-1-081611	240-2908-11	UXM8304.D	08/18/2011 19:32
MSA-SW43A-1-081611-LT	240-2908-12	UXM8305.D	08/18/2011 19:55
MSA-SW43B-3-081611-LT	240-2908-13	UXM8306.D	08/18/2011 20:17
MSA-SW43B-1-081611-LT	240-2908-14	UXM8307.D	08/18/2011 20:40
MSA-SW43C-4-081611-LT	240-2908-15	UXM8308.D	08/18/2011 21:02
MSA-SW43C-2-081611-LT	240-2908-16	UXM8309.D	08/18/2011 21:25
MSA-SW43C-1-081611-LT	240-2908-17	UXM8310.D	08/18/2011 21:47
MSA-SW41A-1-081611-LT	240-2908-18	UXM8311.D	08/18/2011 22:10
	240-2678-C-4 MS	UXM8313.D	08/18/2011 22:55
	240-2678-C-4 MSD	UXM8314.D	08/18/2011 23:18

FORM I
GC/MS VOA ORGANICS ANALYSIS DATA SHEET

Lab Name: TestAmerica North Canton
Job No.: 240-2908-1
SDG No.:
Client Sample ID:
Lab Sample ID: MB 240-12486/5
Matrix: Water
Lab File ID: UXM8290.D
Analysis Method: 8260B
Date Collected:
Sample wt/vol: 5(mL)
Date Analyzed: 08/18/2011 13:41
Soil Aliquot Vol:
Dilution Factor: 1
Soil Extract Vol.:
GC Column: DB-624 ID: 0.18(mm)
% Moisture:
Level: (low/med) Low
Analysis Batch No.: 12486
Units: ug/L

CAS NO.	COMPOUND NAME	RESULT	Q	RL	MDL
67-64-1	Acetone	5.0	U	5.0	1.1
71-43-2	Benzene	1.0	U	1.0	0.13
108-86-1	Bromobenzene	1.0	U	1.0	0.13
74-97-5	Bromochloromethane	1.0	U	1.0	0.29
75-27-4	Bromodichloromethane	1.0	U	1.0	0.15
75-25-2	Bromoform	1.0	U	1.0	0.64
74-83-9	Bromomethane	1.0	U	1.0	0.41
78-93-3	2-Butanone	5.0	U	5.0	0.57
75-15-0	Carbon disulfide	1.0	U	1.0	0.13
56-23-5	Carbon tetrachloride	1.0	U	1.0	0.13
108-90-7	Chlorobenzene	1.0	U	1.0	0.15
75-00-3	Chloroethane	1.0	U	1.0	0.29
110-75-8	2-Chloroethyl vinyl ether	10	U	10	0.99
67-66-3	Chloroform	1.0	U	1.0	0.16
74-87-3	Chloromethane	1.0	U	1.0	0.30
95-49-8	2-Chlorotoluene	1.0	U	1.0	0.11
106-43-4	4-Chlorotoluene	1.0	U	1.0	0.18
156-59-2	cis-1,2-Dichloroethene	1.0	U	1.0	0.17
10061-01-5	cis-1,3-Dichloropropene	1.0	U	1.0	0.14
124-48-1	Dibromochloromethane	1.0	U	1.0	0.18
96-12-8	1,2-Dibromo-3-Chloropropane	5.0	U	5.0	0.67
106-93-4	1,2-Dibromoethane	1.0	U	1.0	0.24
74-95-3	Dibromomethane	1.0	U	1.0	0.28
95-50-1	1,2-Dichlorobenzene	1.0	U	1.0	0.13
541-73-1	1,3-Dichlorobenzene	1.0	U	1.0	0.14
106-46-7	1,4-Dichlorobenzene	1.0	U	1.0	0.13
75-71-8	Dichlorodifluoromethane	1.0	U	1.0	0.31
75-34-3	1,1-Dichloroethane	1.0	U	1.0	0.15
107-06-2	1,2-Dichloroethane	1.0	U	1.0	0.22
75-35-4	1,1-Dichloroethene	1.0	U	1.0	0.19
78-87-5	1,2-Dichloropropane	1.0	U	1.0	0.18
142-28-9	1,3-Dichloropropane	1.0	U	1.0	0.16
594-20-7	2,2-Dichloropropane	1.0	U	1.0	0.13
563-58-6	1,1-Dichloropropene	1.0	U	1.0	0.13
108-20-3	Diisopropyl ether	5.0	U	5.0	1.5
100-41-4	Ethylbenzene	1.0	U	1.0	0.17

FORM I
GC/MS VOA ORGANICS ANALYSIS DATA SHEET

Lab Name: TestAmerica North Canton | Job No.: 240-2908-1

SDG No.:

Client Sample ID: | Lab Sample ID: MB 240-12486/5

Matrix: Water | Lab File ID: UXM8290.D

Analysis Method: 8260B | Date Collected:

Sample wt/vol: 5(mL) | Date Analyzed: 08/18/2011 13:41

Soil Aliquot Vol: | Dilution Factor: 1

Soil Extract Vol.: | GC Column: DB-624 ID: 0.18(mm)

% Moisture: | Level: (low/med) Low

Analysis Batch No.: 12486 | Units: ug/L

CAS NO.	COMPOUND NAME	RESULT	Q	RL	MDL
637-92-3	Ethyl-t-butyl ether (ETBE)	5.0	U	5.0	0.11
87-68-3	Hexachlorobutadiene	1.0	U	1.0	0.30
591-78-6	2-Hexanone	5.0	U	5.0	0.41
98-82-8	Isopropylbenzene	1.0	U	1.0	0.13
75-09-2	Methylene Chloride	1.0	U	1.0	0.33
108-10-1	4-Methyl-2-pentanone	5.0	U	5.0	0.32
1634-04-4	Methyl tert-butyl ether	5.0	U	5.0	0.17
179601-23-1	m-Xylene & p-Xylene	2.0	U	2.0	0.24
91-20-3	Naphthalene	1.0	U	1.0	0.24
104-51-8	n-Butylbenzene	1.0	U	1.0	0.12
103-65-1	n-Propylbenzene	1.0	U	1.0	0.14
95-47-6	o-Xylene	1.0	U	1.0	0.14
99-87-6	p-Isopropyltoluene	1.0	U	1.0	0.12
135-98-8	sec-Butylbenzene	1.0	U	1.0	0.13
100-42-5	Styrene	1.0	U	1.0	0.11
994-05-8	Tert-amyl-methyl ether (TAME)	5.0	U	5.0	0.067
75-65-0	tert-Butyl alcohol	20	U	20	3.9
98-06-6	tert-Butylbenzene	1.0	U	1.0	0.13
630-20-6	1,1,1,2-Tetrachloroethane	1.0	U	1.0	0.23
79-34-5	1,1,2,2-Tetrachloroethane	1.0	U	1.0	0.18
127-18-4	Tetrachloroethene	1.0	U	1.0	0.29
108-88-3	Toluene	1.0	U	1.0	0.13
156-60-5	trans-1,2-Dichloroethene	1.0	U	1.0	0.19
10061-02-6	trans-1,3-Dichloropropene	1.0	U	1.0	0.19
87-61-6	1,2,3-Trichlorobenzene	1.0	U	1.0	0.17
120-82-1	1,2,4-Trichlorobenzene	1.0	U	1.0	0.15
71-55-6	1,1,1-Trichloroethane	1.0	U	1.0	0.22
79-01-6	Trichloroethene	1.0	U	1.0	0.17
75-69-4	Trichlorofluoromethane	1.0	U	1.0	0.21
96-18-4	1,2,3-Trichloropropane	1.0	U	1.0	0.43
76-13-1	1,1,2-Trichloro-1,2,2-trichfluoroethane	1.0	U	1.0	0.28
526-73-8	1,2,3-Trimethylbenzene	5.0	U	5.0	0.0059
95-63-6	1,2,4-Trimethylbenzene	1.0	U	1.0	0.12
108-05-4	Vinyl acetate	2.0	U	2.0	0.19
75-01-4	Vinyl chloride	1.0	U	1.0	0.22

FORM I
GC/MS VOA ORGANICS ANALYSIS DATA SHEET

Lab Name: TestAmerica North Canton
Job No.: 240-2908-1
SDG No.:
Client Sample ID:
Lab Sample ID: MB 240-12486/5
Matrix: Water
Lab File ID: UXM8290.D
Analysis Method: 8260B
Date Collected:
Sample wt/vol: 5(mL)
Date Analyzed: 08/18/2011 13:41
Soil Aliquot Vol:
Dilution Factor: 1
Soil Extract Vol.:
GC Column: DB-624 ID: 0.18(mm)
% Moisture:
Level: (low/med) Low
Analysis Batch No.: 12486
Units: ug/L

CAS NO.	COMPOUND NAME	RESULT	Q	RL	MDL
1330-20-7	Xylenes, Total	2.0	U	2.0	0.28

CAS NO.	SURROGATE	%REC	Q	LIMITS
460-00-4	4-Bromofluorobenzene (Surr)	92		66-117
1868-53-7	Dibromofluoromethane (Surr)	98		75-121
17060-07-0	1,2-Dichloroethane-d4 (Surr)	105		63-129
2037-26-5	Toluene-d8 (Surr)	91		74-115

FORM IV
GC/MS VOA METHOD BLANK SUMMARY

Lab Name: TestAmerica North Canton Job No.: 240-2908-1

SDG No.:

Lab File ID: UXC7460.D Lab Sample ID: MB 240-12589/5

Matrix: Water Heated Purge:(Y/N) N

Instrument ID: A3UX15 Date Analyzed: 08/19/2011 10:28

GC Column: DB-624 ID: 0.18(mm)

THIS METHOD BLANK APPLIES TO THE FOLLOWING SAMPLES:

CLIENT SAMPLE ID	LAB SAMPLE ID	LAB FILE ID	DATE ANALYZED
	LCS 240-12589/4	UXC7459.D	08/19/2011 10:05
MSA-SW41B-3-081611-LT	240-2908-19	UXC7461.D	08/19/2011 10:53
MSA-SW41B-1-081611-LT	240-2908-20	UXC7462.D	08/19/2011 11:15
	240-2914-C-18 MS	UXC7481.D	08/19/2011 18:18
	240-2914-A-18 MSD	UXC7482.D	08/19/2011 18:40

FORM I
GC/MS VOA ORGANICS ANALYSIS DATA SHEET

Lab Name: TestAmerica North Canton
Job No.: 240-2908-1
SDG No.:
Client Sample ID:
Lab Sample ID: MB 240-12589/5
Matrix: Water
Lab File ID: UXC7460.D
Analysis Method: 8260B
Date Collected:
Sample wt/vol: 5(mL)
Date Analyzed: 08/19/2011 10:28
Soil Aliquot Vol:
Dilution Factor: 1
Soil Extract Vol.:
GC Column: DB-624 ID: 0.18(mm)
% Moisture:
Level: (low/med) Low
Analysis Batch No.: 12589
Units: ug/L

CAS NO.	COMPOUND NAME	RESULT	Q	RL	MDL
67-64-1	Acetone	5.0	U	5.0	1.1
71-43-2	Benzene	1.0	U	1.0	0.13
108-86-1	Bromobenzene	1.0	U	1.0	0.13
74-97-5	Bromochloromethane	1.0	U	1.0	0.29
75-27-4	Bromodichloromethane	1.0	U	1.0	0.15
75-25-2	Bromoform	1.0	U	1.0	0.64
74-83-9	Bromomethane	1.0	U	1.0	0.41
78-93-3	2-Butanone	5.0	U	5.0	0.57
75-15-0	Carbon disulfide	1.0	U	1.0	0.13
56-23-5	Carbon tetrachloride	1.0	U	1.0	0.13
108-90-7	Chlorobenzene	1.0	U	1.0	0.15
75-00-3	Chloroethane	1.0	U	1.0	0.29
110-75-8	2-Chloroethyl vinyl ether	10	U	10	0.99
67-66-3	Chloroform	1.0	U	1.0	0.16
74-87-3	Chloromethane	1.0	U	1.0	0.30
95-49-8	2-Chlorotoluene	1.0	U	1.0	0.11
106-43-4	4-Chlorotoluene	1.0	U	1.0	0.18
156-59-2	cis-1,2-Dichloroethene	1.0	U	1.0	0.17
10061-01-5	cis-1,3-Dichloropropene	1.0	U	1.0	0.14
124-48-1	Dibromochloromethane	1.0	U	1.0	0.18
96-12-8	1,2-Dibromo-3-Chloropropane	5.0	U	5.0	0.67
106-93-4	1,2-Dibromoethane	1.0	U	1.0	0.24
74-95-3	Dibromomethane	1.0	U	1.0	0.28
95-50-1	1,2-Dichlorobenzene	1.0	U	1.0	0.13
541-73-1	1,3-Dichlorobenzene	1.0	U	1.0	0.14
106-46-7	1,4-Dichlorobenzene	1.0	U	1.0	0.13
75-71-8	Dichlorodifluoromethane	1.0	U	1.0	0.31
75-34-3	1,1-Dichloroethane	1.0	U	1.0	0.15
107-06-2	1,2-Dichloroethane	1.0	U	1.0	0.22
75-35-4	1,1-Dichloroethene	1.0	U	1.0	0.19
78-87-5	1,2-Dichloropropane	1.0	U	1.0	0.18
142-28-9	1,3-Dichloropropane	1.0	U	1.0	0.16
594-20-7	2,2-Dichloropropane	1.0	U	1.0	0.13
563-58-6	1,1-Dichloropropene	1.0	U	1.0	0.13
108-20-3	Diisopropyl ether	5.0	U	5.0	1.5
100-41-4	Ethylbenzene	1.0	U	1.0	0.17

FORM I
GC/MS VOA ORGANICS ANALYSIS DATA SHEET

Lab Name: TestAmerica North Canton
Job No.: 240-2908-1
SDG No.:
Client Sample ID:
Lab Sample ID: MB 240-12589/5
Matrix: Water
Lab File ID: UXC7460.D
Analysis Method: 8260B
Date Collected:
Sample wt/vol: 5(mL)
Date Analyzed: 08/19/2011 10:28
Soil Aliquot Vol:
Dilution Factor: 1
Soil Extract Vol.:
GC Column: DB-624 ID: 0.18(mm)
% Moisture:
Level: (low/med) Low
Analysis Batch No.: 12589
Units: ug/L

CAS NO.	COMPOUND NAME	RESULT	Q	RL	MDL
637-92-3	Ethyl-t-butyl ether (ETBE)	5.0	U	5.0	0.11
87-68-3	Hexachlorobutadiene	1.0	U	1.0	0.30
591-78-6	2-Hexanone	5.0	U	5.0	0.41
98-82-8	Isopropylbenzene	1.0	U	1.0	0.13
75-09-2	Methylene Chloride	1.0	U	1.0	0.33
108-10-1	4-Methyl-2-pentanone	5.0	U	5.0	0.32
1634-04-4	Methyl tert-butyl ether	5.0	U	5.0	0.17
179601-23-1	m-Xylene & p-Xylene	2.0	U	2.0	0.24
91-20-3	Naphthalene	1.0	U	1.0	0.24
104-51-8	n-Butylbenzene	1.0	U	1.0	0.12
103-65-1	n-Propylbenzene	1.0	U	1.0	0.14
95-47-6	o-Xylene	1.0	U	1.0	0.14
99-87-6	p-Isopropyltoluene	1.0	U	1.0	0.12
135-98-8	sec-Butylbenzene	1.0	U	1.0	0.13
100-42-5	Styrene	1.0	U	1.0	0.11
994-05-8	Tert-amyl-methyl ether (TAME)	5.0	U	5.0	0.067
75-65-0	tert-Butyl alcohol	20	U	20	3.9
98-06-6	tert-Butylbenzene	1.0	U	1.0	0.13
630-20-6	1,1,1,2-Tetrachloroethane	1.0	U	1.0	0.23
79-34-5	1,1,2,2-Tetrachloroethane	1.0	U	1.0	0.18
127-18-4	Tetrachloroethene	1.0	U	1.0	0.29
108-88-3	Toluene	1.0	U	1.0	0.13
156-60-5	trans-1,2-Dichloroethene	1.0	U	1.0	0.19
10061-02-6	trans-1,3-Dichloropropene	1.0	U	1.0	0.19
87-61-6	1,2,3-Trichlorobenzene	1.0	U	1.0	0.17
120-82-1	1,2,4-Trichlorobenzene	1.0	U	1.0	0.15
71-55-6	1,1,1-Trichloroethane	1.0	U	1.0	0.22
79-01-6	Trichloroethene	1.0	U	1.0	0.17
75-69-4	Trichlorofluoromethane	1.0	U	1.0	0.21
96-18-4	1,2,3-Trichloropropane	1.0	U	1.0	0.43
76-13-1	1,1,2-Trichloro-1,2,2-trichfluoroethane	1.0	U	1.0	0.28
526-73-8	1,2,3-Trimethylbenzene	5.0	U	5.0	0.0059
95-63-6	1,2,4-Trimethylbenzene	1.0	U	1.0	0.12
108-05-4	Vinyl acetate	2.0	U	2.0	0.19
75-01-4	Vinyl chloride	1.0	U	1.0	0.22

FORM I
GC/MS VOA ORGANICS ANALYSIS DATA SHEET

Lab Name: TestAmerica North Canton
Job No.: 240-2908-1
SDG No.:
Client Sample ID:
Lab Sample ID: MB 240-12589/5
Matrix: Water
Lab File ID: UXC7460.D
Analysis Method: 8260B
Date Collected:
Sample wt/vol: 5(mL)
Date Analyzed: 08/19/2011 10:28
Soil Aliquot Vol:
Dilution Factor: 1
Soil Extract Vol.:
GC Column: DB-624 ID: 0.18(mm)
% Moisture:
Level: (low/med) Low
Analysis Batch No.: 12589
Units: ug/L

CAS NO.	COMPOUND NAME	RESULT	Q	RL	MDL
1330-20-7	Xylenes, Total	2.0	U	2.0	0.28

CAS NO.	SURROGATE	%REC	Q	LIMITS
460-00-4	4-Bromofluorobenzene (Surr)	93		66-117
1868-53-7	Dibromofluoromethane (Surr)	100		75-121
17060-07-0	1,2-Dichloroethane-d4 (Surr)	110		63-129
2037-26-5	Toluene-d8 (Surr)	101		74-115

FORM II
GC/MS VOA SURROGATE RECOVERY

Lab Name: TestAmerica North Canton Job No.: 240-2908-1

SDG No.:

Matrix: Water Level: Low

GC Column (1): DB-624 ID: 0.18 (mm)

Client Sample ID	Lab Sample ID	DBFM	#	DCA	#	TOL	#	BFB	#
MSA-SW40B-2-081611	240-2908-1	97		106		91		87	
MSA-SW40B-1-108161 1	240-2908-2	104		107		91		90	
MSA-SW40C-5-081611	240-2908-3	101		110		91		88	
MSA-SW40C-3-081611	240-2908-4	100		108		91		92	
MSA-SW40C-1-081611	240-2908-5	102		109		91		89	
MSA-SW42A-1-081611	240-2908-6	108		111		90		88	
MSA-SW42B-3-081611	240-2908-7	107		111		91		89	
MSA-SW42B-1-081611	240-2908-8	101		103		91		91	
MSA-SW42C-5-081611	240-2908-9	97		103		84		83	
MSA-SW42C-3-081611	240-2908-10	103		114		94		92	
MSA-SW42C-1-081611	240-2908-11	104		112		90		89	
MSA-SW43A-1-081611 -LT	240-2908-12	102		106		89		88	
MSA-SW43B-3-081611 -LT	240-2908-13	102		104		87		86	
MSA-SW43B-1-081611 -LT	240-2908-14	107		112		88		89	
MSA-SW43C-4-081611 -LT	240-2908-15	112		119		96		95	
MSA-SW43C-2-081611 -LT	240-2908-16	104		108		88		87	
MSA-SW43C-1-081611 -LT	240-2908-17	105		113		90		88	
MSA-SW41A-1-081611 -LT	240-2908-18	105		113		88		90	
MSA-SW41B-3-081611 -LT	240-2908-19	102		110		100		90	
MSA-SW41B-1-081611 -LT	240-2908-20	104		112		97		85	
	MB 240-12486/5	98		105		91		92	
	MB 240-12589/5	100		110		101		93	
	LCS 240-12486/4	103		105		91		89	
	LCS 240-12589/4	101		105		102		109	
	240-2678-C-4 MS	102		107		87		86	
	240-2914-C-18 MS	104		115		105		106	
	240-2678-C-4 MSD	107		111		89		91	
	240-2914-A-18 MSD	107		112		105		105	

	QC LIMITS
DBFM = Dibromofluoromethane (Surr)	75-121
DCA = 1,2-Dichloroethane-d4 (Surr)	63-129
TOL = Toluene-d8 (Surr)	74-115
BFB = 4-Bromofluorobenzene (Surr)	66-117

Column to be used to flag recovery values

FORM II 8260B

FORM III
GC/MS VOA LAB CONTROL SAMPLE RECOVERY

Lab Name: TestAmerica North Canton Job No.: 240-2908-1

SDG No.:

Matrix: Water Level: Low Lab File ID: UXM8291.D

Lab ID: LCS 240-12486/4 Client ID:

COMPOUND	SPIKE ADDED (ug/L)	LCS CONCENTRATION (ug/L)	LCS % REC	QC LIMITS REC	#
Acetone	20.0	19.4	97	43-136	
Benzene	10.0	8.90	89	83-112	
Bromobenzene	10.0	9.61	96	76-115	
Bromochloromethane	10.0	10.4	104	77-120	
Bromodichloromethane	10.0	11.0	110	72-121	
Bromoform	10.0	9.59	96	40-131	
Bromomethane	10.0	7.61	76	11-185	
2-Butanone	20.0	18.5	93	60-126	
Carbon disulfide	10.0	8.74	87	62-142	
Carbon tetrachloride	10.0	11.8	118	66-128	
Chlorobenzene	10.0	9.31	93	85-110	
Chloroethane	10.0	7.45	75	25-153	
2-Chloroethyl vinyl ether	10.0	9.98 J	100	52-131	
Chloroform	10.0	10.6	106	79-117	
Chloromethane	10.0	9.20	92	44-126	
2-Chlorotoluene	10.0	9.09	91	76-116	
4-Chlorotoluene	10.0	9.26	93	77-115	
cis-1,2-Dichloroethene	10.0	9.48	95	80-113	
cis-1,3-Dichloropropene	10.0	9.46	95	61-115	
Dibromochloromethane	10.0	10.7	107	64-119	
1,2-Dibromo-3-Chloropropane	10.0	9.79	98	42-136	
1,2-Dibromoethane	10.0	10.3	103	79-113	
Dibromomethane	10.0	10.7	107	81-120	
1,2-Dichlorobenzene	10.0	9.26	93	81-110	
1,3-Dichlorobenzene	10.0	9.42	94	80-110	
1,4-Dichlorobenzene	10.0	9.15	92	82-110	
Dichlorodifluoromethane	10.0	10.7	107	19-129	
1,1-Dichloroethane	10.0	9.39	94	82-115	
1,2-Dichloroethane	10.0	11.2	112	71-127	
1,1-Dichloroethene	10.0	9.99	100	78-131	
1,2-Dichloropropane	10.0	8.87	89	81-115	
1,3-Dichloropropane	10.0	9.07	91	79-116	
2,2-Dichloropropane	10.0	9.96	100	50-129	
1,1-Dichloropropene	10.0	9.91	99	83-114	
Diisopropyl ether	10.0	9.80	98	77-118	
Ethylbenzene	10.0	9.23	92	83-112	
Hexachlorobutadiene	10.0	8.12	81	36-134	
2-Hexanone	20.0	18.0	90	55-133	
Isopropylbenzene	10.0	9.32	93	75-114	
Methylene Chloride	10.0	9.73	97	66-131	
4-Methyl-2-pentanone	20.0	19.1	96	63-128	
Methyl tert-butyl ether	10.0	9.91	99	52-144	

Column to be used to flag recovery and RPD values

FORM III 8260B

FORM III
GC/MS VOA LAB CONTROL SAMPLE RECOVERY

Lab Name: TestAmerica North Canton Job No.: 240-2908-1

SDG No.:

Matrix: Water Level: Low Lab File ID: UXM8291.D

Lab ID: LCS 240-12486/4 Client ID:

COMPOUND	SPIKE ADDED (ug/L)	LCS CONCENTRATION (ug/L)	LCS % REC	QC LIMITS REC	#
m-Xylene & p-Xylene	20.0	18.3	92	83-113	
Naphthalene	10.0	8.53	85	32-141	
n-Butylbenzene	10.0	8.12	81	66-125	
n-Propylbenzene	10.0	9.22	92	74-121	
o-Xylene	10.0	9.25	93	83-113	
p-Isopropyltoluene	10.0	9.31	93	74-120	
sec-Butylbenzene	10.0	8.57	86	70-117	
Styrene	10.0	9.42	94	79-114	
tert-Butyl alcohol	200	210	105	70-130	
tert-Butylbenzene	10.0	9.33	93	71-115	
1,1,1,2-Tetrachloroethane	10.0	10.2	102	72-116	
1,1,2,2-Tetrachloroethane	10.0	8.81	88	68-118	
Tetrachloroethene	10.0	10.6	106	79-114	
Toluene	10.0	8.68	87	84-111	
trans-1,2-Dichloroethene	10.0	9.47	95	83-117	
trans-1,3-Dichloropropene	10.0	9.45	95	58-117	
1,2,3-Trichlorobenzene	10.0	8.66	87	54-126	
1,2,4-Trichlorobenzene	10.0	8.47	85	48-135	
1,1,1-Trichloroethane	10.0	11.0	110	74-118	
Trichloroethene	10.0	10.8	108	76-117	
Trichlorofluoromethane	10.0	11.2	112	49-157	
1,2,3-Trichloropropane	10.0	10.3	103	73-129	
1,1,2-Trichloro-1,2,2-trichfluoroethane	10.0	12.6	126	74-151	
1,2,3-Trimethylbenzene	10.0	8.38	84	70-130	
1,2,4-Trimethylbenzene	10.0	8.85	89	76-120	
Vinyl acetate	10.0	16.9	169	46-161	*
Vinyl chloride	10.0	9.24	92	53-127	

Column to be used to flag recovery and RPD values

FORM III 8260B

FORM III
GC/MS VOA LAB CONTROL SAMPLE RECOVERY

Lab Name: TestAmerica North Canton Job No.: 240-2908-1

SDG No.:

Matrix: Water Level: Low Lab File ID: UXC7459.D

Lab ID: LCS 240-12589/4 Client ID:

COMPOUND	SPIKE ADDED (ug/L)	LCS CONCENTRATION (ug/L)	LCS % REC	QC LIMITS REC	#
Acetone	20.0	29.1	146	43-136	*
Benzene	10.0	10.3	103	83-112	
Bromobenzene	10.0	8.82	88	76-115	
Bromochloromethane	10.0	10.2	102	77-120	
Bromodichloromethane	10.0	10.3	103	72-121	
Bromoform	10.0	9.23	92	40-131	
Bromomethane	10.0	6.60	66	11-185	
2-Butanone	20.0	20.8	104	60-126	
Carbon disulfide	10.0	9.78	98	62-142	
Carbon tetrachloride	10.0	9.84	98	66-128	
Chlorobenzene	10.0	9.66	97	85-110	
Chloroethane	10.0	7.78	78	25-153	
2-Chloroethyl vinyl ether	10.0	10.4	104	52-131	
Chloroform	10.0	10.3	103	79-117	
Chloromethane	10.0	8.60	86	44-126	
2-Chlorotoluene	10.0	8.70	87	76-116	
4-Chlorotoluene	10.0	8.53	85	77-115	
cis-1,2-Dichloroethene	10.0	10.1	101	80-113	
cis-1,3-Dichloropropene	10.0	9.94	99	61-115	
Dibromochloromethane	10.0	9.09	91	64-119	
1,2-Dibromo-3-Chloropropane	10.0	9.40	94	42-136	
1,2-Dibromoethane	10.0	10.3	103	79-113	
Dibromomethane	10.0	11.2	112	81-120	
1,2-Dichlorobenzene	10.0	9.29	93	81-110	
1,3-Dichlorobenzene	10.0	8.90	89	80-110	
1,4-Dichlorobenzene	10.0	8.71	87	82-110	
Dichlorodifluoromethane	10.0	8.51	85	19-129	
1,1-Dichloroethane	10.0	9.89	99	82-115	
1,2-Dichloroethane	10.0	10.5	105	71-127	
1,1-Dichloroethene	10.0	10.6	106	78-131	
1,2-Dichloropropane	10.0	10.4	104	81-115	
1,3-Dichloropropane	10.0	9.94	99	79-116	
2,2-Dichloropropane	10.0	9.52	95	50-129	
1,1-Dichloropropene	10.0	9.95	100	83-114	
Diisopropyl ether	10.0	9.91	99	77-118	
Ethylbenzene	10.0	9.69	97	83-112	
Hexachlorobutadiene	10.0	11.2	112	36-134	
2-Hexanone	20.0	18.7	94	55-133	
Isopropylbenzene	10.0	9.63	96	75-114	
Methylene Chloride	10.0	10.3	103	66-131	
4-Methyl-2-pentanone	20.0	19.8	99	63-128	
Methyl tert-butyl ether	10.0	10.1	101	52-144	

Column to be used to flag recovery and RPD values

FORM III 8260B

FORM III
GC/MS VOA LAB CONTROL SAMPLE RECOVERY

Lab Name: TestAmerica North Canton Job No.: 240-2908-1

SDG No.:

Matrix: Water Level: Low Lab File ID: UXC7459.D

Lab ID: LCS 240-12589/4 Client ID:

COMPOUND	SPIKE ADDED (ug/L)	LCS CONCENTRATION (ug/L)	LCS % REC	QC LIMITS REC	#
m-Xylene & p-Xylene	20.0	19.3	97	83-113	
Naphthalene	10.0	10.8	108	32-141	
n-Butylbenzene	10.0	9.70	97	66-125	
n-Propylbenzene	10.0	9.01	90	74-121	
o-Xylene	10.0	9.65	97	83-113	
p-Isopropyltoluene	10.0	9.74	97	74-120	
sec-Butylbenzene	10.0	9.26	93	70-117	
Styrene	10.0	9.70	97	79-114	
tert-Butyl alcohol	200	337	169	70-130	*
tert-Butylbenzene	10.0	8.81	88	71-115	
1,1,1,2-Tetrachloroethane	10.0	9.25	93	72-116	
1,1,2,2-Tetrachloroethane	10.0	8.55	86	68-118	
Tetrachloroethene	10.0	9.76	98	79-114	
Toluene	10.0	9.57	96	84-111	
trans-1,2-Dichloroethene	10.0	10.3	103	83-117	
trans-1,3-Dichloropropene	10.0	9.49	95	58-117	
1,2,3-Trichlorobenzene	10.0	12.1	121	54-126	
1,2,4-Trichlorobenzene	10.0	10.6	106	48-135	
1,1,1-Trichloroethane	10.0	10.0	100	74-118	
Trichloroethene	10.0	10.9	109	76-117	
Trichlorofluoromethane	10.0	11.5	115	49-157	
1,2,3-Trichloropropane	10.0	8.76	88	73-129	
1,1,2-Trichloro-1,2,2-trichfluoroethane	10.0	11.5	115	74-151	
1,2,3-Trimethylbenzene	10.0	9.90	99	70-130	
1,2,4-Trimethylbenzene	10.0	9.06	91	76-120	
Vinyl acetate	10.0	10.6	106	46-161	
Vinyl chloride	10.0	9.67	97	53-127	

Column to be used to flag recovery and RPD values

FORM III 8260B

FORM III
GC/MS VOA MATRIX SPIKE RECOVERY

Lab Name: TestAmerica North Canton Job No.: 240-2908-1

SDG No.:

Matrix: Water Level: Low Lab File ID: UXC7481.D

Lab ID: 240-2914-C-18 MS Client ID:

COMPOUND	SPIKE ADDED (ug/L)	SAMPLE CONCENTRATION (ug/L)	MS CONCENTRATION (ug/L)	MS % REC	QC LIMITS REC	#
Acetone	20.0	5.0 U	26.7	134	33-145	
Benzene	10.0	1.0 U	9.87	99	72-121	
Bromobenzene	10.0	1.0 U	8.06	81	71-116	
Bromochloromethane	10.0	1.0 U	9.77	98	73-121	
Bromodichloromethane	10.0	1.0 U	9.39	94	67-120	
Bromoform	10.0	1.0 U	8.49	85	32-128	
Bromomethane	10.0	1.0 U	7.20	72	10-186	
2-Butanone	20.0	5.0 U	20.5	103	54-129	
Carbon disulfide	10.0	1.0 U	9.46	95	57-147	
Carbon tetrachloride	10.0	1.0 U	9.77	98	59-129	
Chlorobenzene	10.0	1.0 U	8.96	90	80-110	
Chloroethane	10.0	1.0 U	8.22	82	21-165	
2-Chloroethyl vinyl ether	10.0	10 U	10 U	0	10-150	F
Chloroform	10.0	1.0 U	9.85	99	76-118	
Chloromethane	10.0	1.0 U	8.23	82	33-132	
2-Chlorotoluene	10.0	1.0 U	7.87	79	69-117	
4-Chlorotoluene	10.0	1.0 U	8.06	81	71-116	
cis-1,2-Dichloroethene	10.0	0.29 J	9.71	94	70-120	
cis-1,3-Dichloropropene	10.0	1.0 U	7.94	79	51-110	
Dibromochloromethane	10.0	1.0 U	8.52	85	56-118	
1,2-Dibromo-3-Chloropropane	10.0	5.0 U	9.18	92	32-139	
1,2-Dibromoethane	10.0	1.0 U	9.80	98	74-113	
Dibromomethane	10.0	1.0 U	10.5	105	77-121	
1,2-Dichlorobenzene	10.0	1.0 U	8.52	85	75-111	
1,3-Dichlorobenzene	10.0	1.0 U	8.25	83	73-110	
1,4-Dichlorobenzene	10.0	1.0 U	8.17	82	75-110	
Dichlorodifluoromethane	10.0	1.0 U	9.78	98	17-128	
1,1-Dichloroethane	10.0	1.0 U	9.46	95	79-116	
1,2-Dichloroethane	10.0	1.0 U	10.1	101	68-129	
1,1-Dichloroethene	10.0	1.0 U	10.9	109	74-135	
1,2-Dichloropropane	10.0	1.0 U	9.65	97	78-115	
1,3-Dichloropropane	10.0	1.0 U	9.77	98	74-118	
2,2-Dichloropropane	10.0	1.0 U	8.44	84	38-127	
1,1-Dichloropropene	10.0	1.0 U	9.87	99	80-114	
Diisopropyl ether	10.0	5.0 U	9.09	91	73-118	
Ethylbenzene	10.0	1.0 U	9.01	90	75-116	
Hexachlorobutadiene	10.0	1.0 U	9.60	96	27-132	
2-Hexanone	20.0	5.0 U	19.2	96	47-139	
Isopropylbenzene	10.0	1.0 U	8.75	88	68-116	
Methylene Chloride	10.0	1.0 U	9.21	92	63-128	
4-Methyl-2-pentanone	20.0	5.0 U	19.5	98	56-131	
Methyl tert-butyl ether	10.0	5.0 U	9.32	93	46-144	

Column to be used to flag recovery and RPD values

FORM III 8260B

FORM III
GC/MS VOA MATRIX SPIKE RECOVERY

Lab Name: TestAmerica North Canton Job No.: 240-2908-1

SDG No.:

Matrix: Water Level: Low Lab File ID: UXC7481.D

Lab ID: 240-2914-C-18 MS Client ID:

COMPOUND	SPIKE ADDED (ug/L)	SAMPLE CONCENTRATION (ug/L)	MS CONCENTRATION (ug/L)	MS % REC	QC LIMITS REC	#
m-Xylene & p-Xylene	20.0	2.0 U	18.3	92	75-117	
Naphthalene	10.0	1.0 U	10.0	100	15-158	
n-Butylbenzene	10.0	1.0 U	8.70	87	56-127	
n-Propylbenzene	10.0	1.0 U	8.62	86	64-124	
o-Xylene	10.0	1.0 U	8.70	87	76-116	
p-Isopropyltoluene	10.0	1.0 U	8.78	88	64-122	
sec-Butylbenzene	10.0	1.0 U	8.44	84	60-119	
Styrene	10.0	1.0 U	9.03	90	71-117	
tert-Butyl alcohol	200	20 U	327	164	70-130	F
tert-Butylbenzene	10.0	1.0 U	8.08	81	61-119	
1,1,1,2-Tetrachloroethane	10.0	1.0 U	8.82	88	64-118	
1,1,2,2-Tetrachloroethane	10.0	1.0 U	9.09	91	63-122	
Tetrachloroethene	10.0	1.0 U	9.16	92	70-117	
Toluene	10.0	1.0 U	9.22	92	78-114	
trans-1,2-Dichloroethene	10.0	1.0 U	9.94	99	80-119	
trans-1,3-Dichloropropene	10.0	1.0 U	8.22	82	46-116	
1,2,3-Trichlorobenzene	10.0	1.0 U	11.5	115	45-129	
1,2,4-Trichlorobenzene	10.0	1.0 U	9.26	93	38-138	
1,1,1-Trichloroethane	10.0	1.0 U	1.0 U	0	68-121	F
Trichloroethene	10.0	0.25 J	10.0	98	66-120	
Trichlorofluoromethane	10.0	1.0 U	12.8	128	46-157	
1,2,3-Trichloropropane	10.0	1.0 U	1.0 U	0	67-132	F
1,1,2-Trichloro-1,2,2-trichfluoroethane	10.0	1.0 U	12.7	127	70-152	
1,2,3-Trimethylbenzene	10.0	5.0 U	9.21	92	70-130	
1,2,4-Trimethylbenzene	10.0	1.0 U	8.30	83	67-124	
Vinyl acetate	10.0	2.0 U	13.2	132	43-157	
Vinyl chloride	10.0	0.67 J	10.1	94	49-130	

Column to be used to flag recovery and RPD values

FORM III 8260B

FORM III
GC/MS VOA MATRIX SPIKE DUPLICATE RECOVERY

Lab Name: TestAmerica North Canton Job No.: 240-2908-1

SDG No.:

Matrix: Water Level: Low Lab File ID: UXC7482.D

Lab ID: 240-2914-A-18 MSD Client ID:

COMPOUND	SPIKE ADDED (ug/L)	MSD CONCENTRATION (ug/L)	MSD % REC	% RPD	QC LIMITS RPD	QC LIMITS REC	#
Acetone	20.0	27.8	139	4	30	33-145	
Benzene	10.0	9.94	99	1	30	72-121	
Bromobenzene	10.0	8.30	83	3	30	71-116	
Bromochloromethane	10.0	9.68	97	1	30	73-121	
Bromodichloromethane	10.0	9.47	95	1	30	67-120	
Bromoform	10.0	8.36	84	2	30	32-128	
Bromomethane	10.0	7.15	72	1	30	10-186	
2-Butanone	20.0	20.2	101	1	30	54-129	
Carbon disulfide	10.0	9.50	95	0	30	57-147	
Carbon tetrachloride	10.0	9.90	99	1	30	59-129	
Chlorobenzene	10.0	8.91	89	1	30	80-110	
Chloroethane	10.0	7.95	80	3	30	21-165	
2-Chloroethyl vinyl ether	10.0	10 U	0	NC	30	10-150	F
Chloroform	10.0	10.0	100	2	30	76-118	
Chloromethane	10.0	8.06	81	2	30	33-132	
2-Chlorotoluene	10.0	8.35	84	6	30	69-117	
4-Chlorotoluene	10.0	8.01	80	1	30	71-116	
cis-1,2-Dichloroethene	10.0	9.65	94	1	30	70-120	
cis-1,3-Dichloropropene	10.0	8.49	85	7	30	51-110	
Dibromochloromethane	10.0	8.55	86	0	30	56-118	
1,2-Dibromo-3-Chloropropane	10.0	9.14	91	0	30	32-139	
1,2-Dibromoethane	10.0	9.75	98	1	30	74-113	
Dibromomethane	10.0	10.9	109	4	30	77-121	
1,2-Dichlorobenzene	10.0	8.66	87	2	30	75-111	
1,3-Dichlorobenzene	10.0	8.27	83	0	30	73-110	
1,4-Dichlorobenzene	10.0	8.22	82	1	30	75-110	
Dichlorodifluoromethane	10.0	9.10	91	7	30	17-128	
1,1-Dichloroethane	10.0	9.71	97	3	30	79-116	
1,2-Dichloroethane	10.0	10.3	103	2	30	68-129	
1,1-Dichloroethene	10.0	11.1	111	2	30	74-135	
1,2-Dichloropropane	10.0	9.86	99	2	30	78-115	
1,3-Dichloropropane	10.0	9.64	96	1	30	74-118	
2,2-Dichloropropane	10.0	8.65	87	2	30	38-127	
1,1-Dichloropropene	10.0	10.1	101	2	30	80-114	
Diisopropyl ether	10.0	9.42	94	4	30	73-118	
Ethylbenzene	10.0	9.19	92	2	30	75-116	
Hexachlorobutadiene	10.0	9.99	100	4	30	27-132	
2-Hexanone	20.0	19.5	98	2	30	47-139	
Isopropylbenzene	10.0	9.02	90	3	30	68-116	
Methylene Chloride	10.0	9.43	94	2	30	63-128	
4-Methyl-2-pentanone	20.0	19.8	99	2	30	56-131	
Methyl tert-butyl ether	10.0	9.78	98	5	30	46-144	

Column to be used to flag recovery and RPD values

FORM III 8260B

FORM III
GC/MS VOA MATRIX SPIKE DUPLICATE RECOVERY

Lab Name: TestAmerica North Canton Job No.: 240-2908-1

SDG No.:

Matrix: Water Level: Low Lab File ID: UXC7482.D

Lab ID: 240-2914-A-18 MSD Client ID:

COMPOUND	SPIKE ADDED (ug/L)	MSD CONCENTRATION (ug/L)	MSD % REC	% RPD	QC LIMITS RPD	QC LIMITS REC	#
m-Xylene & p-Xylene	20.0	18.5	93	1	30	75-117	
Naphthalene	10.0	10.6	106	6	30	15-158	
n-Butylbenzene	10.0	9.05	91	4	30	56-127	
n-Propylbenzene	10.0	8.95	90	4	30	64-124	
o-Xylene	10.0	8.85	89	2	30	76-116	
p-Isopropyltoluene	10.0	9.10	91	4	30	64-122	
sec-Butylbenzene	10.0	8.81	88	4	30	60-119	
Styrene	10.0	8.93	89	1	30	71-117	
tert-Butyl alcohol	200	344	172	5	30	70-130	F
tert-Butylbenzene	10.0	8.41	84	4	30	61-119	
1,1,1,2-Tetrachloroethane	10.0	8.68	87	2	30	64-118	
1,1,2,2-Tetrachloroethane	10.0	9.23	92	2	30	63-122	
Tetrachloroethene	10.0	9.59	96	5	30	70-117	
Toluene	10.0	9.25	93	0	30	78-114	
trans-1,2-Dichloroethene	10.0	10.4	104	5	30	80-119	
trans-1,3-Dichloropropene	10.0	8.36	84	2	30	46-116	
1,2,3-Trichlorobenzene	10.0	11.8	118	3	30	45-129	
1,2,4-Trichlorobenzene	10.0	9.73	97	5	30	38-138	
1,1,1-Trichloroethane	10.0	9.82	98	NC	30	68-121	
Trichloroethene	10.0	10.1	99	1	30	66-120	
Trichlorofluoromethane	10.0	12.6	126	2	30	46-157	
1,2,3-Trichloropropane	10.0	1.0 U	0	NC	30	67-132	F
1,1,2-Trichloro-1,2,2-trichfluoroethane	10.0	12.5	125	2	30	70-152	
1,2,3-Trimethylbenzene	10.0	9.28	93	1	30	70-130	
1,2,4-Trimethylbenzene	10.0	8.48	85	2	30	67-124	
Vinyl acetate	10.0	14.2	142	7	30	43-157	
Vinyl chloride	10.0	10.2	95	1	30	49-130	

Column to be used to flag recovery and RPD values

FORM III 8260B

FORM III
GC/MS VOA MATRIX SPIKE RECOVERY

Lab Name: TestAmerica North Canton Job No.: 240-2908-1

SDG No.:

Matrix: Water Level: Low Lab File ID: UXM8313.D

Lab ID: 240-2678-C-4 MS Client ID:

COMPOUND	SPIKE ADDED (ug/L)	SAMPLE CONCENTRATION (ug/L)	MS CONCENTRATION (ug/L)	MS % REC	QC LIMITS REC	#
Acetone	400	57 J	422	91	33-145	
Benzene	200	660	822	82	72-121	E
Bromobenzene	200	20 U	172	86	71-116	
Bromochloromethane	200	20 U	200	100	73-121	
Bromodichloromethane	200	20 U	194	97	67-120	
Bromoform	200	20 U	166	83	32-128	
Bromomethane	200	20 U	174	87	10-186	
2-Butanone	400	23 J	346	81	54-129	
Carbon disulfide	200	20 U	144	72	57-147	
Carbon tetrachloride	200	20 U	214	107	59-129	
Chlorobenzene	200	20 U	164	82	80-110	
Chloroethane	200	20 U	150	75	21-165	
2-Chloroethyl vinyl ether	200	200 U	200 U	0	10-150	F
Chloroform	200	20 U	199	100	76-118	
Chloromethane	200	20 U	171	85	33-132	
2-Chlorotoluene	200	20 U	158	79	69-117	
4-Chlorotoluene	200	20 U	154	77	71-116	
cis-1,2-Dichloroethene	200	20 U	177	89	70-120	
cis-1,3-Dichloropropene	200	20 U	159	79	51-110	
Dibromochloromethane	200	20 U	181	91	56-118	
1,2-Dibromo-3-Chloropropane	200	100 U	174	87	32-139	
1,2-Dibromoethane	200	20 U	181	90	74-113	
Dibromomethane	200	20 U	197	99	77-121	
1,2-Dichlorobenzene	200	20 U	165	83	75-111	
1,3-Dichlorobenzene	200	20 U	165	83	73-110	
1,4-Dichlorobenzene	200	20 U	165	83	75-110	
Dichlorodifluoromethane	200	20 U	158	79	17-128	
1,1-Dichloroethane	200	20 U	171	85	79-116	
1,2-Dichloroethane	200	20 U	236	118	68-129	
1,1-Dichloroethene	200	20 U	177	89	74-135	
1,2-Dichloropropane	200	20 U	164	82	78-115	
1,3-Dichloropropane	200	20 U	158	79	74-118	
2,2-Dichloropropane	200	20 U	169	85	38-127	
1,1-Dichloropropene	200	20 U	171	86	80-114	
Diisopropyl ether	200	100 U	176	88	73-118	
Ethylbenzene	200	90	250	80	75-116	
Hexachlorobutadiene	200	20 U	149	75	27-132	
2-Hexanone	400	100 U	334	84	47-139	
Isopropylbenzene	200	110	274	82	68-116	
Methylene Chloride	200	20 U	188	94	63-128	
4-Methyl-2-pentanone	400	100 U	350	88	56-131	
Methyl tert-butyl ether	200	100 U	182	91	46-144	

Column to be used to flag recovery and RPD values

FORM III 8260B

FORM III
GC/MS VOA MATRIX SPIKE RECOVERY

Lab Name: TestAmerica North Canton Job No.: 240-2908-1

SDG No.:

Matrix: Water Level: Low Lab File ID: UXM8313.D

Lab ID: 240-2678-C-4 MS Client ID:

COMPOUND	SPIKE ADDED (ug/L)	SAMPLE CONCENTRATION (ug/L)	MS CONCENTRATION (ug/L)	MS % REC	QC LIMITS REC	#
m-Xylene & p-Xylene	400	8.0 J	334	82	75-117	
Naphthalene	200	480	642	82	15-158	
n-Butylbenzene	200	27	164	68	56-127	
n-Propylbenzene	200	210	358	72	64-124	
o-Xylene	200	20 U	162	81	76-116	
p-Isopropyltoluene	200	20 U	160	80	64-122	
sec-Butylbenzene	200	14 J	158	72	60-119	
Styrene	200	20 U	164	82	71-117	
tert-Butyl alcohol	4000	400 U	3700	92	70-130	
tert-Butylbenzene	200	20 U	164	82	61-119	
1,1,1,2-Tetrachloroethane	200	20 U	187	93	64-118	
1,1,2,2-Tetrachloroethane	200	20 U	149	75	63-122	
Tetrachloroethene	200	20 U	181	91	70-117	
Toluene	200	3.4 J	155	76	78-114	F
trans-1,2-Dichloroethene	200	20 U	174	87	80-119	
trans-1,3-Dichloropropene	200	20 U	155	78	46-116	
1,2,3-Trichlorobenzene	200	20 U	173	86	45-129	
1,2,4-Trichlorobenzene	200	20 U	171	85	38-138	
1,1,1-Trichloroethane	200	20 U	204	102	68-121	
Trichloroethene	200	20 U	193	97	66-120	
Trichlorofluoromethane	200	20 U	204	102	46-157	
1,2,3-Trichloropropane	200	20 U	178	89	67-132	
1,1,2-Trichloro-1,2,2-trichfluoroethane	200	20 U	212	106	70-152	
1,2,3-Trimethylbenzene	200	100 U	155	78	70-130	
1,2,4-Trimethylbenzene	200	20 U	156	78	67-124	
Vinyl acetate	200	40 U	338	169	43-157	F
Vinyl chloride	200	20 U	164	82	49-130	

Column to be used to flag recovery and RPD values

FORM III 8260B

FORM III
GC/MS VOA MATRIX SPIKE DUPLICATE RECOVERY

Lab Name: TestAmerica North Canton Job No.: 240-2908-1

SDG No.:

Matrix: Water Level: Low Lab File ID: UXM8314.D

Lab ID: 240-2678-C-4 MSD Client ID:

COMPOUND	SPIKE ADDED (ug/L)	MSD CONCENTRATION (ug/L)	MSD % REC	% RPD	QC LIMITS RPD	QC LIMITS REC	#
Acetone	400	496	110	16	30	33-145	
Benzene	200	854	98	4	30	72-121	E
Bromobenzene	200	187	93	8	30	71-116	
Bromochloromethane	200	212	106	6	30	73-121	
Bromodichloromethane	200	208	104	7	30	67-120	
Bromoform	200	175	88	6	30	32-128	
Bromomethane	200	153	77	13	30	10-186	
2-Butanone	400	394	93	13	30	54-129	
Carbon disulfide	200	156	78	8	30	57-147	
Carbon tetrachloride	200	226	113	5	30	59-129	
Chlorobenzene	200	180	90	10	30	80-110	
Chloroethane	200	147	73	2	30	21-165	
2-Chloroethyl vinyl ether	200	200 U	0	NC	30	10-150	F
Chloroform	200	212	106	6	30	76-118	
Chloromethane	200	169	84	1	30	33-132	
2-Chlorotoluene	200	174	87	10	30	69-117	
4-Chlorotoluene	200	172	86	11	30	71-116	
cis-1,2-Dichloroethene	200	185	92	4	30	70-120	
cis-1,3-Dichloropropene	200	173	87	9	30	51-110	
Dibromochloromethane	200	195	98	7	30	56-118	
1,2-Dibromo-3-Chloropropane	200	184	92	6	30	32-139	
1,2-Dibromoethane	200	192	96	6	30	74-113	
Dibromomethane	200	206	103	4	30	77-121	
1,2-Dichlorobenzene	200	175	88	6	30	75-111	
1,3-Dichlorobenzene	200	180	90	8	30	73-110	
1,4-Dichlorobenzene	200	175	88	6	30	75-110	
Dichlorodifluoromethane	200	163	82	3	30	17-128	
1,1-Dichloroethane	200	179	90	5	30	79-116	
1,2-Dichloroethane	200	244	122	3	30	68-129	
1,1-Dichloroethene	200	190	95	7	30	74-135	
1,2-Dichloropropane	200	177	89	8	30	78-115	
1,3-Dichloropropane	200	170	85	7	30	74-118	
2,2-Dichloropropane	200	179	90	6	30	38-127	
1,1-Dichloropropene	200	185	92	8	30	80-114	
Diisopropyl ether	200	189	94	7	30	73-118	
Ethylbenzene	200	266	88	6	30	75-116	
Hexachlorobutadiene	200	161	80	7	30	27-132	
2-Hexanone	400	352	88	5	30	47-139	
Isopropylbenzene	200	300	95	9	30	68-116	
Methylene Chloride	200	194	97	3	30	63-128	
4-Methyl-2-pentanone	400	374	94	7	30	56-131	
Methyl tert-butyl ether	200	194	97	6	30	46-144	

Column to be used to flag recovery and RPD values

FORM III 8260B

FORM III
GC/MS VOA MATRIX SPIKE DUPLICATE RECOVERY

Lab Name: TestAmerica North Canton Job No.: 240-2908-1

SDG No.:

Matrix: Water Level: Low Lab File ID: UXM8314.D

Lab ID: 240-2678-C-4 MSD Client ID:

COMPOUND	SPIKE ADDED (ug/L)	MSD CONCENTRATION (ug/L)	MSD % REC	% RPD	QC LIMITS RPD	QC LIMITS REC	#
m-Xylene & p-Xylene	400	354	87	6	30	75-117	
Naphthalene	200	634	78	1	30	15-158	
n-Butylbenzene	200	182	78	11	30	56-127	
n-Propylbenzene	200	390	88	9	30	64-124	
o-Xylene	200	173	86	6	30	76-116	
p-Isopropyltoluene	200	178	89	11	30	64-122	
sec-Butylbenzene	200	176	81	11	30	60-119	
Styrene	200	178	89	8	30	71-117	
tert-Butyl alcohol	4000	5170	129	33	30	70-130	F
tert-Butylbenzene	200	178	89	8	30	61-119	
1,1,1,2-Tetrachloroethane	200	198	99	6	30	64-118	
1,1,2,2-Tetrachloroethane	200	161	81	8	30	63-122	
Tetrachloroethene	200	194	97	7	30	70-117	
Toluene	200	169	83	9	30	78-114	
trans-1,2-Dichloroethene	200	184	92	5	30	80-119	
trans-1,3-Dichloropropene	200	170	85	9	30	46-116	
1,2,3-Trichlorobenzene	200	174	87	1	30	45-129	
1,2,4-Trichlorobenzene	200	174	87	2	30	38-138	
1,1,1-Trichloroethane	200	222	111	8	30	68-121	
Trichloroethene	200	208	104	7	30	66-120	
Trichlorofluoromethane	200	208	104	2	30	46-157	
1,2,3-Trichloropropane	200	198	99	10	30	67-132	
1,1,2-Trichloro-1,2,2-trichfluoroethane	200	210	105	1	30	70-152	
1,2,3-Trimethylbenzene	200	166	83	7	30	70-130	
1,2,4-Trimethylbenzene	200	169	84	8	30	67-124	
Vinyl acetate	200	346	173	2	30	43-157	F
Vinyl chloride	200	169	84	3	30	49-130	

Column to be used to flag recovery and RPD values

FORM III 8260B

FORM VIII
GC/MS VOA INTERNAL STANDARD AREA AND RETENTION TIME SUMMARY

Lab Name: TestAmerica North Canton Job No.: 240-2908-1

SDG No.:

Sample No.: STD8260 240-2892/4 Date Analyzed: 05/27/2011 15:10

Instrument ID: A3UX15 GC Column: DB-624 ID: 0.18(mm)

Lab File ID (Standard): UXC5670.D Heated Purge: (Y/N) N

Calibration ID: 1187

		FB		CBZ		DCB	
		AREA #	RT #	AREA #	RT #	AREA #	RT #
INITIAL CALIBRATION MID-POINT		1465620	4.74	1018880	7.39	596768	9.59
UPPER LIMIT		2931240	5.24	2037760	7.89	1193536	10.09
LOWER LIMIT		732810	4.24	509440	6.89	298384	9.09
LAB SAMPLE ID	CLIENT SAMPLE ID						
ICV 240-2892/14		1486089	4.74	1017155	7.39	573262	9.59
CCVIS 240-12589/2		1045497	4.74	834007	7.39	516303	9.59

FB = Fluorobenzene
CBZ = Chlorobenzene-d5
DCB = 1,4-Dichlorobenzene-d4

Area Limit = 50%-200% of internal standard area
RT Limit = ± 0.5 minutes of internal standard RT

Column used to flag values outside QC limits

FORM VIII 8260B

FORM VIII

GC/MS VOA INTERNAL STANDARD AREA AND RETENTION TIME SUMMARY

Lab Name: TestAmerica North Canton Job No.: 240-2908-1

SDG No.:

Sample No.: CCVIS 240-12589/2 Date Analyzed: 08/19/2011 09:20

Instrument ID: A3UX15 GC Column: DB-624 ID: 0.18(mm)

Lab File ID (Standard): UXC7457.D Heated Purge: (Y/N) N

Calibration ID: 1232

		FB		CBZ		DCB	
		AREA #	RT #	AREA #	RT #	AREA #	RT #
12/24 HOUR STD		1045497	4.74	834007	7.39	516303	9.59
UPPER LIMIT		2090994	5.24	1668014	7.89	1032606	10.09
LOWER LIMIT		522749	4.24	417004	6.89	258152	9.09
LAB SAMPLE ID	CLIENT SAMPLE ID						
CCV 240-12589/3		1083397	4.74	794994	7.39	445535	9.59
LCS 240-12589/4		1043648	4.74	810779	7.39	522691	9.59
MB 240-12589/5		994844	4.74	739251	7.39	411687	9.59
240-2908-19	MSA-SW41B-3-081611-LT	979289	4.74	744504	7.39	408377	9.59
240-2908-20	MSA-SW41B-1-081611-LT	988981	4.74	758511	7.39	407235	9.59
240-2914-C-18 MS		1006985	4.74	754888	7.39	485250	9.59
240-2914-A-18 MSD		1023390	4.74	779270	7.39	488850	9.59

FB = Fluorobenzene
CBZ = Chlorobenzene-d5
DCB = 1,4-Dichlorobenzene-d4

Area Limit = 50%-200% of internal standard area
RT Limit = ± 0.5 minutes of internal standard RT

Column used to flag values outside QC limits

FORM VIII 8260B

FORM VIII
GC/MS VOA INTERNAL STANDARD AREA AND RETENTION TIME SUMMARY

Lab Name: TestAmerica North Canton Job No.: 240-2908-1

SDG No.:

Sample No.: STD8260 240-12011/4 Date Analyzed: 08/15/2011 12:13

Instrument ID: A3UX16 GC Column: DB-624 ID: 0.18(mm)

Lab File ID (Standard): UXM8214.D Heated Purge: (Y/N) N

Calibration ID: 3208

		FB		CBZ		DCB	
		AREA #	RT #	AREA #	RT #	AREA #	RT #
INITIAL CALIBRATION MID-POINT		1473536	5.70	1051434	8.41	564669	10.64
UPPER LIMIT		2947072	6.20	2102868	8.91	1129338	11.14
LOWER LIMIT		736768	5.20	525717	7.91	282335	10.14
LAB SAMPLE ID	CLIENT SAMPLE ID						
ICV 240-12011/8		1349936	5.70	979707	8.39	565833	10.64
CCVIS 240-12486/2		1243773	5.70	967320	8.39	567414	10.64

FB = Fluorobenzene
CBZ = Chlorobenzene-d5
DCB = 1,4-Dichlorobenzene-d4

Area Limit = 50%-200% of internal standard area
RT Limit = ± 0.5 minutes of internal standard RT

Column used to flag values outside QC limits

FORM VIII 8260B

FORM VIII
GC/MS VOA INTERNAL STANDARD AREA AND RETENTION TIME SUMMARY

Lab Name: TestAmerica North Canton Job No.: 240-2908-1

SDG No.:

Sample No.: CCVIS 240-12486/2 Date Analyzed: 08/18/2011 12:33

Instrument ID: A3UX16 GC Column: DB-624 ID: 0.18(mm)

Lab File ID (Standard): UXM8287.D Heated Purge: (Y/N) N

Calibration ID: 3208

		FB		CBZ		DCB	
		AREA #	RT #	AREA #	RT #	AREA #	RT #
12/24 HOUR STD		1243773	5.70	967320	8.39	567414	10.64
UPPER LIMIT		2487546	6.20	1934640	8.89	1134828	11.14
LOWER LIMIT		621887	5.20	483660	7.89	283707	10.14
LAB SAMPLE ID	CLIENT SAMPLE ID						
CCV 240-12486/3		1253782	5.70	949203	8.39	573063	10.64
MB 240-12486/5		1231228	5.70	931585	8.39	559506	10.64
LCS 240-12486/4		1272314	5.70	998149	8.39	591762	10.64
240-2908-1	MSA-SW40B-2-081611	1288048	5.70	996290	8.41	566435	10.64
240-2908-2	MSA-SW40B-1-1081611	1189683	5.70	878237	8.39	531746	10.64
240-2908-3	MSA-SW40C-5-081611	1180502	5.70	905914	8.39	543111	10.64
240-2908-4	MSA-SW40C-3-081611	1228267	5.70	931623	8.39	544151	10.64
240-2908-5	MSA-SW40C-1-081611	1175262	5.70	885096	8.39	528267	10.64
240-2908-6	MSA-SW42A-1-081611	1098138	5.70	813942	8.39	492620	10.64
240-2908-7	MSA-SW42B-3-081611	1105689	5.70	827055	8.39	510546	10.64
240-2908-8	MSA-SW42B-1-081611	1136261	5.70	821587	8.39	523754	10.64
240-2908-9	MSA-SW42C-5-081611	1173577	5.70	896841	8.39	532499	10.64
240-2908-10	MSA-SW42C-3-081611	1092473	5.70	825354	8.39	500541	10.64
240-2908-11	MSA-SW42C-1-081611	1120605	5.70	861673	8.39	516789	10.64
240-2908-12	MSA-SW43A-1-081611-LT	1154405	5.70	866229	8.39	510203	10.64
240-2908-13	MSA-SW43B-3-081611-LT	1097626	5.70	800047	8.39	505887	10.64
240-2908-14	MSA-SW43B-1-081611-LT	1065922	5.70	810829	8.39	504471	10.64
240-2908-15	MSA-SW43C-4-081611-LT	996034	5.70	757495	8.41	462461	10.64
240-2908-16	MSA-SW43C-2-081611-LT	1083133	5.70	820901	8.39	505338	10.64
240-2908-17	MSA-SW43C-1-081611-LT	1047642	5.70	781361	8.39	494756	10.64
240-2908-18	MSA-SW41A-1-081611-LT	1072863	5.70	831180	8.39	498129	10.64
240-2678-C-4 MS		1138417	5.70	923525	8.39	549519	10.64
240-2678-C-4 MSD		1150035	5.70	936666	8.39	555289	10.64

FB = Fluorobenzene
CBZ = Chlorobenzene-d5
DCB = 1,4-Dichlorobenzene-d4

Area Limit = 50%-200% of internal standard area
RT Limit = ± 0.5 minutes of internal standard RT

Column used to flag values outside QC limits

FORM VIII 8260B

Report Date: 19-Aug-2011 11:29:40 Chrom Revision: 2.0 11-Aug-2011 08:33:58

TestAmerica Laboratories
Target Compound Quantitation Report

Sample Calc

Data File:	\\Ncchrom\ChromData\A3UX16\20110818-2762.b\UXM8294.D		
Lims ID:	240-2908-A-1	Client ID:	MSA-SW40B-2-081611
Inject. Date:	18-Aug-2011 15:48:30	Dil. Factor:	1.0000
Sample Type:	Client		
Sample ID:	240-0002762-008		
Misc. Info.:	M10818A,8260LLUX16,,1644		
Operator:	1644	Instrument ID:	A3UX16
Vol. Injected:	1.0000	ALS Bottle#:	8
Lims Batch ID:	12486	Lims Sample ID:	8
Detector:	MS SCAN		

cis-1,2-dichloroethene reported result: 0.42 µg/L

Method:	\\Ncchrom\ChromData\A3UX16\20110818-2762.b\8260_16.m		
Last Update:	19-Aug-2011 11:11:00	Calib Date:	15-Aug-2011 13:21:30
Quant Method:	Internal Standard	Quant By:	Initial Calibration
Last ICal File:	\\Ncchrom\ChromData\A3UX16\20110815-2658.b\UXM8217.D		
Limit Group:	MSV 8260B ICAL		
Integrator:	RTE	ID Type:	RT Order ID
Process Host:	CORP-CTX-17		

First Level Reviewer: williamsla Date: 19-Aug-2011 10:42:25

Compound	Sig	RT	EXP RT	DLT RT	Q	Response	On-Col Amt ug/l	Flags
* 1 Fluorobenzene	96	5.702	5.702	0.0	99	1288048	10.0	
* 2 Chlorobenzene-d5	117	8.405	8.393	0.012	82	996290	10.0	
* 3 1,4-Dichlorobenzene-d4	152	10.635	10.635	0.0	95	566435	10.0	
$ 5 Dibromofluoromethane (Surr)	113	5.121	5.109	0.012	59	327838	9.95	
$ 6 1,2-Dichloroethane-d4 (Surr)	65	5.405	5.405	0.0	0	481604	10.8	
$ 7 Toluene-d8 (Surr)	98	7.077	7.077	0.0	94	1331282	9.26	
$ 131 4-Bromofluorobenzene (Surr)	95	9.508	9.508	0.0	95	449827	8.90	
12 Dichlorodifluoromethane	85		1.658					
13 Chloromethane	50		1.824					
14 Vinyl chloride	62	1.954	1.942	0.012	77	30701	0.5982	
15 Bromomethane	94		2.298					
16 Chloroethane	64		2.405					
18 Trichlorofluoromethane	101		2.654					
21 1,1-Dichloroethene	96		3.140					
22 Acetone	43		3.176					
23 1,1,2-Trichloro-1,2,2-trifluoroethane	151		3.176					
26 Carbon disulfide	76		3.354					
30 Methylene Chloride	84		3.579					
31 2-Methyl-2-propanol	59		3.674					
33 trans-1,2-Dichloroethene	96		3.840					
34 Methyl tert-butyl ether	73		3.840					
36 1,1-Dichloroethane	63		4.207					
37 Vinyl acetate	86		4.243					
38 Isopropyl ether	87		4.267					
40 Tert-butyl ethyl ether	59		4.587					
42 cis-1,2-Dichloroethene	96	4.717	4.705	0.012	62	18836	0.4168	
41 2-Butanone (MEK)	43		4.705					
43 2,2-Dichloropropane	77		4.717					
47 Chlorobromomethane	128		4.919					
49 Chloroform	83		4.978					
50 1,1,1-Trichloroethane	97		5.156					

$$\frac{18836 \otimes 10}{0.3509 \otimes 1288048} = 0.42 \ \mu g/L$$

RRF = 0.3509

APPENDIX C—CHEMICAL RESULTS DATA TABLE

TABLE C-1
ANALYTICAL RESULTS FOR SURFACE WATER SAMPLES - AUGUST 2011 HIGH TIDE
LOCKHEED MARTIN, MARTIN STATE AIRPORT, MIDDLE RIVER, MARYLAND

SAMPLE ID:	MSA-SW38A-1-081611	MSA-SW38B-1-081611	MSA-SW38B-4-081611	MSA-SW38C-1-081611	MSA-SW38C-2.5-081611	MSA-SW38C-4-081611	MSA-SW40A-1-081611
LABORATORY ID:	240-2904-14	240-2904-16	240-2904-15	240-2904-19	240-2904-18	240-2904-17	240-2904-20
SAMPLE DATE:	8/16/2011	8/16/2011	8/16/2011	8/16/2011	8/16/2011	8/16/2011	8/16/2011
LOCATION:	MSA-SW38A-1	MSA-SW38B-1	MSA-SW38B-4	MSA-SW38C-1	MSA-SW38C-2.5	MSA-SW38C-4	MSA-SW40A-1
VOLATILES (ug/l)							
1,1,1,2-TETRACHLOROETHANE	0.23 U	0.23 U	0.23 U	0.23 U	0.23 U	0.23 U	0.23 U
1,1,1-TRICHLOROETHANE	0.22 U	0.22 U	0.22 U	0.22 U	0.22 U	0.22 U	0.22 U
1,1,2,2-TETRACHLOROETHANE	0.18 U	0.18 U	0.18 U	0.18 U	0.18 U	0.18 U	0.18 U
1,1,2-TRICHLOROTRIFLUOROETHANE	0.28 U	0.28 U	0.28 U	0.28 U	0.28 U	0.28 U	0.28 U
1,1-DICHLOROETHANE	0.15 U	0.15 U	0.15 U	0.15 U	0.15 U	0.15 U	0.15 U
1,1-DICHLOROETHENE	0.19 U	0.19 U	0.19 U	0.19 U	0.19 U	0.19 U	0.19 U
1,1-DICHLOROPROPENE	0.13 U	0.13 U	0.13 U	0.13 U	0.13 U	0.13 U	0.13 U
1,2,3-TRICHLOROBENZENE	0.17 U	0.17 U	0.17 U	0.17 U	0.17 U	0.17 U	0.17 U
1,2,3-TRICHLOROPROPANE	0.43 U	0.43 U	0.43 U	0.43 U	0.43 U	0.43 U	0.43 U
1,2,3-TRIMETHYLBENZENE	0.0059 U	0.0059 U	0.0059 U	0.0059 U	0.0059 U	0.0059 U	0.0059 U
1,2,4-TRICHLOROBENZENE	0.15 U	0.15 U	0.15 U	0.15 U	0.15 U	0.15 U	0.15 U
1,2,4-TRIMETHYLBENZENE	0.12 U	0.12 U	0.12 U	0.12 U	0.12 U	0.12 U	0.12 U
1,2-DIBROMO-3-CHLOROPROPANE	0.67 U	0.67 U	0.67 U	0.67 U	0.67 U	0.67 U	0.67 U
1,2-DIBROMOETHANE	0.24 U	0.24 U	0.24 U	0.24 U	0.24 U	0.24 U	0.24 U
1,2-DICHLOROBENZENE	0.13 U	0.13 U	0.13 U	0.13 U	0.13 U	0.13 U	0.13 U
1,2-DICHLOROETHANE	0.22 U	0.22 U	0.22 U	0.22 U	0.22 U	0.22 U	0.22 U
1,2-DICHLOROPROPANE	0.18 U	0.18 U	0.18 U	0.18 U	0.18 U	0.18 U	0.18 U
1,3-DICHLOROBENZENE	0.14 U	0.14 U	0.14 U	0.14 U	0.14 U	0.14 U	0.14 U
1,3-DICHLOROPROPANE	0.16 U	0.16 U	0.16 U	0.16 U	0.16 U	0.16 U	0.16 U
1,4-DICHLOROBENZENE	0.13 U	0.13 U	0.13 U	0.13 U	0.13 U	0.13 U	0.13 U
2,2-DICHLOROPROPANE	0.13 U	0.13 U	0.13 U	0.13 U	0.13 U	0.13 U	0.13 U
2-BUTANONE	0.57 U	0.57 U	0.57 U	0.57 U	0.57 U	0.57 U	0.57 U
2-CHLOROETHYL VINYL ETHER	0.99 U	0.99 U	0.99 U	0.99 U	0.99 U	0.99 U	0.99 U
2-CHLOROTOLUENE	0.11 U	0.11 U	0.11 U	0.11 U	0.11 U	0.11 U	0.11 U

TABLE C-1
ANALYTICAL RESULTS FOR SURFACE WATER SAMPLES - AUGUST 2011 HIGH TIDE
LOCKHEED MARTIN, MARTIN STATE AIRPORT, MIDDLE RIVER, MARYLAND

SAMPLE ID:	MSA-SW38A-1-081611	MSA-SW38B-1-081611	MSA-SW38B-4-081611	MSA-SW38C-1-081611	MSA-SW38C-2.5-081611	MSA-SW38C-4-081611	MSA-SW40A-1-081611
LABORATORY ID:	240-2904-14	240-2904-16	240-2904-15	240-2904-19	240-2904-18	240-2904-17	240-2904-20
SAMPLE DATE:	8/16/2011	8/16/2011	8/16/2011	8/16/2011	8/16/2011	8/16/2011	8/16/2011
LOCATION:	MSA-SW38A-1	MSA-SW38B-1	MSA-SW38B-4	MSA-SW38C-1	MSA-SW38C-2.5	MSA-SW38C-4	MSA-SW40A-1
2-HEXANONE	0.41 U	0.41 U	0.41 U	0.41 U	0.41 U	0.41 U	0.41 U
4-CHLOROTOLUENE	0.18 U	0.18 U	0.18 U	0.18 U	0.18 U	0.18 U	0.18 U
4-ISOPROPYLTOLUENE	0.12 U	0.12 U	0.12 U	0.12 U	0.12 U	0.12 U	0.12 U
4-METHYL-2-PENTANONE	0.32 U	0.32 U	0.32 U	0.32 U	0.32 U	0.32 U	0.32 U
ACETONE	1.1 U	4 J	1.1 U	1.1 U	1.1 U	1.1 U	1.1 U
BENZENE	0.13 U	0.13 U	0.13 U	0.13 U	0.13 U	0.13 U	0.13 U
BROMOBENZENE	0.13 U	0.13 U	0.13 U	0.13 U	0.13 U	0.13 U	0.13 U
BROMOCHLOROMETHANE	0.29 U	0.29 U	0.29 U	0.29 U	0.29 U	0.29 U	0.29 U
BROMODICHLOROMETHANE	0.15 U	0.15 U	0.15 U	0.15 U	0.15 U	0.15 U	0.15 U
BROMOFORM	0.64 U	0.64 U	0.64 U	0.64 U	0.64 U	0.64 U	0.64 U
BROMOMETHANE	0.41 U	0.41 U	0.41 U	0.41 U	0.41 U	0.41 U	0.41 U
CARBON DISULFIDE	0.13 U	0.13 U	0.13 U	0.13 U	0.13 U	0.13 U	0.13 U
CARBON TETRACHLORIDE	0.13 U	0.13 U	0.13 U	0.13 U	0.13 U	0.13 U	0.13 U
CHLOROBENZENE	0.15 U	0.15 U	0.15 U	0.15 U	0.15 U	0.15 U	0.15 U
CHLORODIBROMOMETHANE	0.18 U	0.18 U	0.18 U	0.18 U	0.18 U	0.18 U	0.18 U
CHLOROETHANE	0.29 U	0.29 U	0.29 U	0.29 U	0.29 U	0.29 U	0.29 U
CHLOROFORM	0.16 U	0.16 U	0.16 U	0.16 U	0.16 U	0.16 U	0.16 U
CHLOROMETHANE	0.3 U	0.3 U	0.3 U	0.3 U	0.3 U	0.3 U	0.3 U
CIS-1,2-DICHLOROETHENE	2.5	0.75 J	1.1	0.84 J	0.82 J	0.73 J	0.52 J
CIS-1,3-DICHLOROPROPENE	0.14 U	0.14 U	0.14 U	0.14 U	0.14 U	0.14 U	0.14 U
DIBROMOMETHANE	0.28 U	0.28 U	0.28 U	0.28 U	0.28 U	0.28 U	0.28 U
DICHLORODIFLUOROMETHANE	0.31 U	0.31 U	0.31 U	0.31 U	0.31 U	0.31 U	0.31 U
DIISOPROPYL ETHER	1.5 U	1.5 U	1.5 U	1.5 U	1.5 U	1.5 U	1.5 U
ETHYL TERT-BUTYL ETHER	0.11 U	0.11 U	0.11 U	0.11 U	0.11 U	0.11 U	0.11 U
ETHYLBENZENE	0.17 U	0.17 U	0.17 U	0.17 U	0.17 U	0.17 U	0.17 U

TABLE C-1
ANALYTICAL RESULTS FOR SURFACE WATER SAMPLES - AUGUST 2011 HIGH TIDE
LOCKHEED MARTIN, MARTIN STATE AIRPORT, MIDDLE RIVER, MARYLAND

SAMPLE ID:	MSA-SW38A-1-081611	MSA-SW38B-1-081611	MSA-SW38B-4-081611	MSA-SW38C-1-081611	MSA-SW38C-2.5-081611	MSA-SW38C-4-081611	MSA-SW40A-1-081611
LABORATORY ID:	240-2904-14	240-2904-16	240-2904-15	240-2904-19	240-2904-18	240-2904-17	240-2904-20
SAMPLE DATE:	8/16/2011	8/16/2011	8/16/2011	8/16/2011	8/16/2011	8/16/2011	8/16/2011
LOCATION:	MSA-SW38A-1	MSA-SW38B-1	MSA-SW38B-4	MSA-SW38C-1	MSA-SW38C-2.5	MSA-SW38C-4	MSA-SW40A-1
HEXACHLOROBUTADIENE	0.3 U	0.3 U	0.3 U	0.3 U	0.3 U	0.3 U	0.3 U
ISOPROPYLBENZENE	0.13 U	0.13 U	0.13 U	0.13 U	0.13 U	0.13 U	0.13 U
M+P-XYLENES	0.24 U	0.24 U	0.24 U	0.24 U	0.24 U	0.24 U	0.24 U
METHYL TERT-BUTYL ETHER	0.17 U	0.17 U	0.17 U	0.17 U	0.17 U	0.17 U	0.17 U
METHYLENE CHLORIDE	0.33 U	0.33 U	0.33 U	0.33 U	0.33 U	0.33 U	0.33 U
NAPHTHALENE	0.24 U	0.24 U	0.24 U	0.24 U	0.24 U	0.24 U	0.24 U
N-BUTYLBENZENE	0.12 U	0.12 U	0.12 U	0.12 U	0.12 U	0.12 U	0.12 U
N-PROPYLBENZENE	0.14 U	0.14 U	0.14 U	0.14 U	0.14 U	0.14 U	0.14 U
O-XYLENE	0.14 U	0.14 U	0.14 U	0.14 U	0.14 U	0.14 U	0.14 U
SEC-BUTYLBENZENE	0.13 U	0.13 U	0.13 U	0.13 U	0.13 U	0.13 U	0.13 U
STYRENE	0.11 U	0.11 U	0.11 U	0.11 U	0.11 U	0.11 U	0.11 U
TERT-AMYL METHYL ETHER	0.067 U	0.067 U	0.067 U	0.067 U	0.067 U	0.067 U	0.067 U
TERT-BUTYLBENZENE	0.13 U	0.13 U	0.13 U	0.13 U	0.13 U	0.13 U	0.13 U
TERTIARY-BUTYL ALCOHOL	3.9 UR	3.9 UR	3.9 UR	3.9 UR	3.9 UR	3.9 UR	3.9 UR
TETRACHLOROETHENE	0.29 U	0.29 U	0.29 U	0.29 U	0.29 U	0.29 U	0.29 U
TOLUENE	0.13 U	0.13 U	0.13 U	0.13 U	0.13 U	0.13 U	0.13 U
TOTAL XYLENES	0.28 U	0.28 U	0.28 U	0.28 U	0.28 U	0.28 U	0.28 U
TRANS-1,2-DICHLOROETHENE	0.19 U	0.19 U	0.19 U	0.19 U	0.19 U	0.19 U	0.19 U
TRANS-1,3-DICHLOROPROPENE	0.19 U	0.19 U	0.19 U	0.19 U	0.19 U	0.19 U	0.19 U
TRICHLOROETHENE	1.6	1.2	1.7	1.7	1.7	1.7	0.31 J
TRICHLOROFLUOROMETHANE	0.21 U	0.21 U	0.21 U	0.21 U	0.21 U	0.21 U	0.21 U
VINYL ACETATE	0.19 UR	0.19 UR	0.19 UR	0.19 UR	0.19 UR	0.19 UR	0.19 UR
VINYL CHLORIDE	4.3	1.1	1.1	0.95 J	0.98 J	0.95 J	1.4

TABLE C-1
ANALYTICAL RESULTS FOR SURFACE WATER SAMPLES - AUGUST 2011 HIGH TIDE
LOCKHEED MARTIN, MARTIN STATE AIRPORT, MIDDLE RIVER, MARYLAND

SAMPLE ID:	MSA-SW40B-1-1081611	MSA-SW40B-2-081611	MSA-SW40C-1-081611	MSA-SW40C-3-081611	MSA-SW40C-5-081611	MSA-SW41A-1-081611	MSA-SW41B-1-081611
LABORATORY ID:	240-2908-2	240-2908-1	240-2908-5	240-2908-4	240-2908-3	240-2904-8	240-2904-10
SAMPLE DATE:	8/16/2011	8/16/2011	8/16/2011	8/16/2011	8/16/2011	8/16/2011	8/16/2011
LOCATION:	MSA-SW40B-1-1081611	MSA-SW40B-2	MSA-SW40C-1	MSA-SW40C-3	MSA-SW40C-5	MSA-SW41A-1	MSA-SW41B-1
VOLATILES (ug/l)							
1,1,1,2-TETRACHLOROETHANE	0.23 U	0.23 U	0.23 U	0.23 U	0.23 U	0.23 U	0.23 U
1,1,1-TRICHLOROETHANE	0.22 U	0.22 U	0.22 U	0.22 U	0.22 U	0.22 U	0.22 U
1,1,2,2-TETRACHLOROETHANE	0.18 U	0.18 U	0.18 U	0.18 U	0.18 U	0.18 U	0.18 U
1,1,2-TRICHLOROTRIFLUOROETHANE	0.28 U	0.28 U	0.28 U	0.28 U	0.28 U	0.28 U	0.28 U
1,1-DICHLOROETHANE	0.15 U	0.15 U	0.15 U	0.15 U	0.15 U	0.15 U	0.15 U
1,1-DICHLOROETHENE	0.19 U	0.19 U	0.19 U	0.19 U	0.19 U	0.19 U	0.19 U
1,1-DICHLOROPROPENE	0.13 U	0.13 U	0.13 U	0.13 U	0.13 U	0.13 U	0.13 U
1,2,3-TRICHLOROBENZENE	0.17 U	0.17 U	0.17 U	0.17 U	0.17 U	0.17 U	0.17 U
1,2,3-TRICHLOROPROPANE	0.43 U	0.43 U	0.43 U	0.43 U	0.43 U	0.43 U	0.43 U
1,2,3-TRIMETHYLBENZENE	0.0059 U	0.0059 U	0.0059 U	0.0059 U	0.0059 U	0.0059 U	0.0059 U
1,2,4-TRICHLOROBENZENE	0.15 U	0.15 U	0.15 U	0.15 U	0.15 U	0.15 U	0.15 U
1,2,4-TRIMETHYLBENZENE	0.12 U	0.12 U	0.12 U	0.12 U	0.12 U	0.12 U	0.12 U
1,2-DIBROMO-3-CHLOROPROPANE	0.67 U	0.67 U	0.67 U	0.67 U	0.67 U	0.67 U	0.67 U
1,2-DIBROMOETHANE	0.24 U	0.24 U	0.24 U	0.24 U	0.24 U	0.24 U	0.24 U
1,2-DICHLOROBENZENE	0.13 U	0.13 U	0.13 U	0.13 U	0.13 U	0.13 U	0.13 U
1,2-DICHLOROETHANE	0.22 U	0.22 U	0.22 U	0.22 U	0.22 U	0.22 U	0.22 U
1,2-DICHLOROPROPANE	0.18 U	0.18 U	0.18 U	0.18 U	0.18 U	0.18 U	0.18 U
1,3-DICHLOROBENZENE	0.14 U	0.14 U	0.14 U	0.14 U	0.14 U	0.14 U	0.14 U
1,3-DICHLOROPROPANE	0.16 U	0.16 U	0.16 U	0.16 U	0.16 U	0.16 U	0.16 U
1,4-DICHLOROBENZENE	0.13 U	0.13 U	0.13 U	0.13 U	0.13 U	0.13 U	0.13 U
2,2-DICHLOROPROPANE	0.13 U	0.13 U	0.13 U	0.13 U	0.13 U	0.13 U	0.13 U
2-BUTANONE	0.57 U	0.57 U	0.57 U	0.57 U	0.57 U	0.57 U	0.57 U
2-CHLOROETHYL VINYL ETHER	0.99 U	0.99 U	0.99 U	0.99 U	0.99 U	0.99 U	0.99 U
2-CHLOROTOLUENE	0.11 U	0.11 U	0.11 U	0.11 U	0.11 U	0.11 U	0.11 U

TABLE C-1
ANALYTICAL RESULTS FOR SURFACE WATER SAMPLES - AUGUST 2011 HIGH TIDE
LOCKHEED MARTIN, MARTIN STATE AIRPORT, MIDDLE RIVER, MARYLAND

SAMPLE ID:	MSA-SW40B-1-1081611	MSA-SW40B-2-081611	MSA-SW40C-1-081611	MSA-SW40C-3-081611	MSA-SW40C-5-081611	MSA-SW41A-1-081611	MSA-SW41B-1-081611
LABORATORY ID:	240-2908-2	240-2908-1	240-2908-5	240-2908-4	240-2908-3	240-2904-8	240-2904-10
SAMPLE DATE:	8/16/2011	8/16/2011	8/16/2011	8/16/2011	8/16/2011	8/16/2011	8/16/2011
LOCATION:	MSA-SW40B-1-1081611	MSA-SW40B-2	MSA-SW40C-1	MSA-SW40C-3	MSA-SW40C-5	MSA-SW41A-1	MSA-SW41B-1
2-HEXANONE	0.41 U	0.41 U	0.41 U	0.41 U	0.41 U	0.41 U	0.41 U
4-CHLOROTOLUENE	0.18 U	0.18 U	0.18 U	0.18 U	0.18 U	0.18 U	0.18 U
4-ISOPROPYLTOLUENE	0.12 U	0.12 U	0.12 U	0.12 U	0.12 U	0.12 U	0.12 U
4-METHYL-2-PENTANONE	0.32 U	0.32 U	0.32 U	0.32 U	0.32 U	0.32 U	0.32 U
ACETONE	1.1 U	1.1 U	1.1 U	1.1 U	1.1 U	1.1 U	1.1 U
BENZENE	0.13 U	0.13 U	0.13 U	0.13 U	0.13 U	0.13 U	0.13 U
BROMOBENZENE	0.13 U	0.13 U	0.13 U	0.13 U	0.13 U	0.13 U	0.13 U
BROMOCHLOROMETHANE	0.29 U	0.29 U	0.29 U	0.29 U	0.29 U	0.29 U	0.29 U
BROMODICHLOROMETHANE	0.15 U	0.15 U	0.15 U	0.15 U	0.15 U	0.15 U	0.15 U
BROMOFORM	0.64 U	0.64 U	0.64 U	0.64 U	0.64 U	0.64 U	0.64 U
BROMOMETHANE	0.41 U	0.41 U	0.41 U	0.41 U	0.41 U	0.41 U	0.41 U
CARBON DISULFIDE	0.13 U	0.13 U	0.13 U	0.13 U	0.13 U	0.13 U	0.13 U
CARBON TETRACHLORIDE	0.13 U	0.13 U	0.13 U	0.13 U	0.13 U	0.13 U	0.13 U
CHLOROBENZENE	0.15 U	0.15 U	0.15 U	0.15 U	0.15 U	0.15 U	0.15 U
CHLORODIBROMOMETHANE	0.18 U	0.18 U	0.18 U	0.18 U	0.18 U	0.18 U	0.18 U
CHLOROETHANE	0.29 U	0.29 U	0.29 U	0.29 U	0.29 U	0.29 U	0.29 U
CHLOROFORM	0.16 U	0.16 U	0.16 U	0.16 U	0.16 U	0.16 U	0.16 U
CHLOROMETHANE	0.3 U	0.3 U	0.3 U	0.3 U	0.3 U	0.3 U	0.3 U
CIS-1,2-DICHLOROETHENE	0.17 U	0.42 J	0.17 U	0.17 U	0.17 U	1.2	0.45 J
CIS-1,3-DICHLOROPROPENE	0.14 U	0.14 U	0.14 U	0.14 U	0.14 U	0.14 U	0.14 U
DIBROMOMETHANE	0.28 U	0.28 U	0.28 U	0.28 U	0.28 U	0.28 U	0.28 U
DICHLORODIFLUOROMETHANE	0.31 U	0.31 U	0.31 U	0.31 U	0.31 U	0.31 U	0.31 U
DIISOPROPYL ETHER	1.5 U	1.5 U	1.5 U	1.5 U	1.5 U	1.5 U	1.5 U
ETHYL TERT-BUTYL ETHER	0.11 U	0.11 U	0.11 U	0.11 U	0.11 U	0.11 U	0.11 U
ETHYLBENZENE	0.17 U	0.17 U	0.17 U	0.17 U	0.17 U	0.17 U	0.17 U

TABLE C-1
ANALYTICAL RESULTS FOR SURFACE WATER SAMPLES - AUGUST 2011 HIGH TIDE
LOCKHEED MARTIN, MARTIN STATE AIRPORT, MIDDLE RIVER, MARYLAND

SAMPLE ID:	MSA-SW40B-1-1081611	MSA-SW40B-2-081611	MSA-SW40C-1-081611	MSA-SW40C-3-081611	MSA-SW40C-5-081611	MSA-SW41A-1-081611	MSA-SW41B-1-081611
LABORATORY ID:	240-2908-2	240-2908-1	240-2908-5	240-2908-4	240-2908-3	240-2904-8	240-2904-10
SAMPLE DATE:	8/16/2011	8/16/2011	8/16/2011	8/16/2011	8/16/2011	8/16/2011	8/16/2011
LOCATION:	MSA-SW40B-1-1081611	MSA-SW40B-2	MSA-SW40C-1	MSA-SW40C-3	MSA-SW40C-5	MSA-SW41A-1	MSA-SW41B-1
HEXACHLOROBUTADIENE	0.3 U	0.3 U	0.3 U	0.3 U	0.3 U	0.3 U	0.3 U
ISOPROPYLBENZENE	0.13 U	0.13 U	0.13 U	0.13 U	0.13 U	0.13 U	0.13 U
M+P-XYLENES	0.24 U	0.24 U	0.24 U	0.24 U	0.24 U	0.24 U	0.24 U
METHYL TERT-BUTYL ETHER	0.17 U	0.17 U	0.17 U	0.17 U	0.17 U	0.17 U	0.17 U
METHYLENE CHLORIDE	0.33 U	0.33 U	0.33 U	0.33 U	0.33 U	0.33 U	0.33 U
NAPHTHALENE	0.24 U	0.24 U	0.24 U	0.24 U	0.24 U	0.24 U	0.24 U
N-BUTYLBENZENE	0.12 U	0.12 U	0.12 U	0.12 U	0.12 U	0.12 U	0.12 U
N-PROPYLBENZENE	0.14 U	0.14 U	0.14 U	0.14 U	0.14 U	0.14 U	0.14 U
O-XYLENE	0.14 U	0.14 U	0.14 U	0.14 U	0.14 U	0.14 U	0.14 U
SEC-BUTYLBENZENE	0.13 U	0.13 U	0.13 U	0.13 U	0.13 U	0.13 U	0.13 U
STYRENE	0.11 U	0.11 U	0.11 U	0.11 U	0.11 U	0.11 U	0.11 U
TERT-AMYL METHYL ETHER	0.067 U	0.067 U	0.067 U	0.067 U	0.067 U	0.067 U	0.067 U
TERT-BUTYLBENZENE	0.13 U	0.13 U	0.13 U	0.13 U	0.13 U	0.13 U	0.13 U
TERTIARY-BUTYL ALCOHOL	3.9 UR	3.9 UR	3.9 UR	3.9 UR	3.9 UR	3.9 UR	3.9 UR
TETRACHLOROETHENE	0.29 U	0.29 U	0.29 U	0.29 U	0.29 U	0.29 U	0.29 U
TOLUENE	0.13 U	0.13 U	0.14 J	0.13 J	0.13 U	0.13 U	0.13 U
TOTAL XYLENES	0.28 U	0.28 U	0.28 U	0.28 U	0.28 U	0.28 U	0.28 U
TRANS-1,2-DICHLOROETHENE	0.19 U	0.19 U	0.19 U	0.19 U	0.19 U	0.19 U	0.19 U
TRANS-1,3-DICHLOROPROPENE	0.19 U	0.19 U	0.19 U	0.19 U	0.19 U	0.19 U	0.19 U
TRICHLOROETHENE	1.1	1.1	0.43 J	0.49 J	0.91 J	1.7	1.3
TRICHLOROFLUOROMETHANE	0.21 U	0.21 U	0.21 U	0.21 U	0.21 U	0.21 U	0.21 U
VINYL ACETATE	0.19 UR	0.19 UR	0.19 UR	0.19 UR	0.19 UR	0.19 UR	0.19 UR
VINYL CHLORIDE	0.64 J	0.6 J	0.22 U	0.22 U	0.22 U	1.2	0.22 U

TABLE C-1
ANALYTICAL RESULTS FOR SURFACE WATER SAMPLES - AUGUST 2011 HIGH TIDE
LOCKHEED MARTIN, MARTIN STATE AIRPORT, MIDDLE RIVER, MARYLAND

SAMPLE ID:	MSA-SW41B-2-081611	MSA-SW41C-1-081611	MSA-SW41C-2.5-081611	MSA-SW41C-4-081611	MSA-SW42A-1-081611	MSA-SW42B-1-081611	MSA-SW42B-3-081611
LABORATORY ID:	240-2904-9	240-2904-13	240-2904-12	240-2904-11	240-2908-6	240-2908-8	240-2908-7
SAMPLE DATE:	8/16/2011	8/16/2011	8/16/2011	8/16/2011	8/16/2011	8/16/2011	8/16/2011
LOCATION:	MSA-SW41B-2	MSA-SW41C-1	MSA-SW41C-2.5	MSA-SW41C-4	MSA-SW42A-1	MSA-SW42B-1	MSA-SW42B-3
VOLATILES (ug/l)							
1,1,1,2-TETRACHLOROETHANE	0.23 U	0.23 U	0.23 U	0.23 U	0.23 U	0.23 U	0.23 U
1,1,1-TRICHLOROETHANE	0.22 U	0.22 U	0.22 U	0.22 U	0.22 U	0.22 U	0.22 U
1,1,2,2-TETRACHLOROETHANE	0.18 U	0.18 U	0.18 U	0.18 U	0.18 U	0.18 U	0.18 U
1,1,2-TRICHLOROTRIFLUOROETHANE	0.28 U	0.28 U	0.28 U	0.28 U	0.28 U	0.28 U	0.28 U
1,1-DICHLOROETHANE	0.15 U	0.15 U	0.15 U	0.15 U	0.15 U	0.15 U	0.15 U
1,1-DICHLOROETHENE	0.19 U	0.19 U	0.19 U	0.19 U	0.19 U	0.19 U	0.19 U
1,1-DICHLOROPROPENE	0.13 U	0.13 U	0.13 U	0.13 U	0.13 U	0.13 U	0.13 U
1,2,3-TRICHLOROBENZENE	0.17 U	0.17 U	0.17 U	0.17 U	0.17 U	0.17 U	0.17 U
1,2,3-TRICHLOROPROPANE	0.43 U	0.43 U	0.43 U	0.43 U	0.43 U	0.43 U	0.43 U
1,2,3-TRIMETHYLBENZENE	0.0059 U	0.0059 U	0.0059 U	0.0059 U	0.0059 U	0.0059 U	0.0059 U
1,2,4-TRICHLOROBENZENE	0.15 U	0.15 U	0.15 U	0.15 U	0.15 U	0.15 U	0.15 U
1,2,4-TRIMETHYLBENZENE	0.12 U	0.12 U	0.12 U	0.12 U	0.12 U	0.12 U	0.12 U
1,2-DIBROMO-3-CHLOROPROPANE	0.67 U	0.67 U	0.67 U	0.67 U	0.67 U	0.67 U	0.67 U
1,2-DIBROMOETHANE	0.24 U	0.24 U	0.24 U	0.24 U	0.24 U	0.24 U	0.24 U
1,2-DICHLOROBENZENE	0.13 U	0.13 U	0.13 U	0.13 U	0.13 U	0.13 U	0.13 U
1,2-DICHLOROETHANE	0.22 U	0.22 U	0.22 U	0.22 U	0.22 U	0.22 U	0.22 U
1,2-DICHLOROPROPANE	0.18 U	0.18 U	0.18 U	0.18 U	0.18 U	0.18 U	0.18 U
1,3-DICHLOROBENZENE	0.14 U	0.14 U	0.14 U	0.14 U	0.14 U	0.14 U	0.14 U
1,3-DICHLOROPROPANE	0.16 U	0.16 U	0.16 U	0.16 U	0.16 U	0.16 U	0.16 U
1,4-DICHLOROBENZENE	0.13 U	0.13 U	0.13 U	0.13 U	0.13 U	0.13 U	0.13 U
2,2-DICHLOROPROPANE	0.13 U	0.13 U	0.13 U	0.13 U	0.13 U	0.13 U	0.13 U
2-BUTANONE	0.57 U	0.57 U	0.57 U	0.57 U	0.57 U	0.57 U	0.57 U
2-CHLOROETHYL VINYL ETHER	0.99 U	0.99 U	0.99 U	0.99 U	0.99 U	0.99 U	0.99 U
2-CHLOROTOLUENE	0.11 U	0.11 U	0.11 U	0.11 U	0.11 U	0.11 U	0.11 U

TABLE C-1
ANALYTICAL RESULTS FOR SURFACE WATER SAMPLES - AUGUST 2011 HIGH TIDE
LOCKHEED MARTIN, MARTIN STATE AIRPORT, MIDDLE RIVER, MARYLAND

SAMPLE ID:	MSA-SW41B-2-081611	MSA-SW41C-1-081611	MSA-SW41C-2.5-081611	MSA-SW41C-4-081611	MSA-SW42A-1-081611	MSA-SW42B-1-081611	MSA-SW42B-3-081611
LABORATORY ID:	240-2904-9	240-2904-13	240-2904-12	240-2904-11	240-2908-6	240-2908-8	240-2908-7
SAMPLE DATE:	8/16/2011	8/16/2011	8/16/2011	8/16/2011	8/16/2011	8/16/2011	8/16/2011
LOCATION:	MSA-SW41B-2	MSA-SW41C-1	MSA-SW41C-2.5	MSA-SW41C-4	MSA-SW42A-1	MSA-SW42B-1	MSA-SW42B-3
2-HEXANONE	0.41 U	0.41 U	0.41 U	0.41 U	0.41 U	0.41 U	0.41 U
4-CHLOROTOLUENE	0.18 U	0.18 U	0.18 U	0.18 U	0.18 U	0.18 U	0.18 U
4-ISOPROPYLTOLUENE	0.12 U	0.12 U	0.12 U	0.12 U	0.12 U	0.12 U	0.12 U
4-METHYL-2-PENTANONE	0.32 U	0.32 U	0.32 U	0.32 U	0.32 U	0.32 U	0.32 U
ACETONE	1.1 U	1.1 U	1.1 U	1.1 U	1.1 U	1.1 U	1.1 U
BENZENE	0.13 U	0.13 U	0.13 U	0.13 U	0.13 U	0.13 U	0.13 U
BROMOBENZENE	0.13 U	0.13 U	0.13 U	0.13 U	0.13 U	0.13 U	0.13 U
BROMOCHLOROMETHANE	0.29 U	0.29 U	0.29 U	0.29 U	0.29 U	0.29 U	0.29 U
BROMODICHLOROMETHANE	0.15 U	0.15 U	0.15 U	0.15 U	0.15 U	0.15 U	0.15 U
BROMOFORM	0.64 U	0.64 U	0.64 U	0.64 U	0.64 U	0.64 U	0.64 U
BROMOMETHANE	0.41 U	0.41 U	0.41 U	0.41 U	0.41 U	0.41 U	0.41 U
CARBON DISULFIDE	0.13 U	0.13 U	0.13 U	0.13 U	0.13 U	0.13 U	0.13 U
CARBON TETRACHLORIDE	0.13 U	0.13 U	0.13 U	0.13 U	0.13 U	0.13 U	0.13 U
CHLOROBENZENE	0.15 U	0.15 U	0.15 U	0.15 U	0.15 U	0.15 U	0.15 U
CHLORODIBROMOMETHANE	0.18 U	0.18 U	0.18 U	0.18 U	0.18 U	0.18 U	0.18 U
CHLOROETHANE	0.29 U	0.29 U	0.29 U	0.29 U	0.29 U	0.29 U	0.29 U
CHLOROFORM	0.16 U	0.16 U	0.16 U	0.16 U	0.16 U	0.16 U	0.16 U
CHLOROMETHANE	0.3 U	0.3 U	0.3 U	0.3 U	0.3 U	0.3 U	0.3 U
CIS-1,2-DICHLOROETHENE	0.48 J	0.48 J	0.45 J	0.4 J	0.79 J	0.24 J	0.27 J
CIS-1,3-DICHLOROPROPENE	0.14 U	0.14 U	0.14 U	0.14 U	0.14 U	0.14 U	0.14 U
DIBROMOMETHANE	0.28 U	0.28 U	0.28 U	0.28 U	0.28 U	0.28 U	0.28 U
DICHLORODIFLUOROMETHANE	0.31 U	0.31 U	0.31 U	0.31 U	0.31 U	0.31 U	0.31 U
DIISOPROPYL ETHER	1.5 U	1.5 U	1.5 U	1.5 U	1.5 U	1.5 U	1.5 U
ETHYL TERT-BUTYL ETHER	0.11 U	0.11 U	0.11 U	0.11 U	0.11 U	0.11 U	0.11 U
ETHYLBENZENE	0.17 U	0.17 U	0.17 U	0.17 U	0.17 U	0.17 U	0.17 U

TABLE C-1
ANALYTICAL RESULTS FOR SURFACE WATER SAMPLES - AUGUST 2011 HIGH TIDE
LOCKHEED MARTIN, MARTIN STATE AIRPORT, MIDDLE RIVER, MARYLAND

SAMPLE ID:	MSA-SW41B-2-081611	MSA-SW41C-1-081611	MSA-SW41C-2.5-081611	MSA-SW41C-4-081611	MSA-SW42A-1-081611	MSA-SW42B-1-081611	MSA-SW42B-3-081611
LABORATORY ID:	240-2904-9	240-2904-13	240-2904-12	240-2904-11	240-2908-6	240-2908-8	240-2908-7
SAMPLE DATE:	8/16/2011	8/16/2011	8/16/2011	8/16/2011	8/16/2011	8/16/2011	8/16/2011
LOCATION:	MSA-SW41B-2	MSA-SW41C-1	MSA-SW41C-2.5	MSA-SW41C-4	MSA-SW42A-1	MSA-SW42B-1	MSA-SW42B-3
HEXACHLOROBUTADIENE	0.3 U	0.3 U	0.3 U	0.3 U	0.3 U	0.3 U	0.3 U
ISOPROPYLBENZENE	0.13 U	0.13 U	0.13 U	0.13 U	0.13 U	0.13 U	0.13 U
M+P-XYLENES	0.24 U	0.24 U	0.24 U	0.24 U	0.24 U	0.24 U	0.24 U
METHYL TERT-BUTYL ETHER	0.17 U	0.17 U	0.17 U	0.17 U	0.17 U	0.17 U	0.17 U
METHYLENE CHLORIDE	0.33 U	0.33 U	0.33 U	0.33 U	0.33 U	0.33 U	0.33 U
NAPHTHALENE	0.24 U	0.24 U	0.24 U	0.24 U	0.24 U	0.24 U	0.24 U
N-BUTYLBENZENE	0.12 U	0.12 U	0.12 U	0.12 U	0.12 U	0.12 U	0.12 U
N-PROPYLBENZENE	0.14 U	0.14 U	0.14 U	0.14 U	0.14 U	0.14 U	0.14 U
O-XYLENE	0.14 U	0.14 U	0.14 U	0.14 U	0.14 U	0.14 U	0.14 U
SEC-BUTYLBENZENE	0.13 U	0.13 U	0.13 U	0.13 U	0.13 U	0.13 U	0.13 U
STYRENE	0.11 U	0.11 U	0.11 U	0.11 U	0.11 U	0.11 U	0.11 U
TERT-AMYL METHYL ETHER	0.067 U	0.067 U	0.067 U	0.067 U	0.067 U	0.067 U	0.067 U
TERT-BUTYLBENZENE	0.13 U	0.13 U	0.13 U	0.13 U	0.13 U	0.13 U	0.13 U
TERTIARY-BUTYL ALCOHOL	3.9 UR	3.9 UR	3.9 UR	3.9 UR	3.9 UR	3.9 UR	3.9 UR
TETRACHLOROETHENE	0.29 U	0.29 U	0.29 U	0.29 U	0.29 U	0.29 U	0.29 U
TOLUENE	0.13 U	0.13 U	0.13 U	0.13 U	0.13 U	0.13 U	0.13 U
TOTAL XYLENES	0.28 U	0.28 U	0.28 U	0.28 U	0.28 U	0.28 U	0.28 U
TRANS-1,2-DICHLOROETHENE	0.19 U	0.19 U	0.19 U	0.19 U	0.19 U	0.19 U	0.19 U
TRANS-1,3-DICHLOROPROPENE	0.19 U	0.19 U	0.19 U	0.19 U	0.19 U	0.19 U	0.19 U
TRICHLOROETHENE	1.3	1.6	1.6	1.3	0.28 J	0.37 J	0.61 J
TRICHLOROFLUOROMETHANE	0.21 U	0.21 U	0.21 U	0.21 U	0.21 U	0.21 U	0.21 U
VINYL ACETATE	0.19 UR	0.19 UR	0.19 UR	0.19 UR	0.19 UR	0.19 UR	0.19 UR
VINYL CHLORIDE	0.36 J	0.37 J	0.4 J	0.32 J	1.6	0.55 J	0.22 U

TABLE C-1
ANALYTICAL RESULTS FOR SURFACE WATER SAMPLES - AUGUST 2011 HIGH TIDE
LOCKHEED MARTIN, MARTIN STATE AIRPORT, MIDDLE RIVER, MARYLAND

SAMPLE ID:	MSA-SW42C-1-081611	MSA-SW42C-3-081611	MSA-SW42C-5-081611	MSA-SW43A-1-081611	MSA-SW43B-1-081611	MSA-SW43B-2-081611	MSA-SW43C-1-081611
LABORATORY ID:	240-2908-11	240-2908-10	240-2908-9	240-2904-2	240-2904-4	240-2904-3	240-2904-7
SAMPLE DATE:	8/16/2011	8/16/2011	8/16/2011	8/16/2011	8/16/2011	8/16/2011	8/16/2011
LOCATION:	MSA-SW42C-1	MSA-SW42C-3	MSA-SW42C-5	MSA-SW43A-1	MSA-SW43B-1	MSA-SW43B-2	MSA-SW43C-1
VOLATILES (ug/l)							
1,1,1,2-TETRACHLOROETHANE	0.23 U	0.23 U	0.23 U	0.23 U	0.23 U	0.23 U	0.23 U
1,1,1-TRICHLOROETHANE	0.22 U	0.22 U	0.22 U	0.22 U	0.22 U	0.22 U	0.22 U
1,1,2,2-TETRACHLOROETHANE	0.18 U	0.18 U	0.18 U	0.18 U	0.18 U	0.18 U	0.18 U
1,1,2-TRICHLOROTRIFLUOROETHANE	0.28 U	0.28 U	0.28 U	0.28 U	0.28 U	0.28 U	0.28 U
1,1-DICHLOROETHANE	0.15 U	0.15 U	0.15 U	0.15 U	0.15 U	0.15 U	0.15 U
1,1-DICHLOROETHENE	0.19 U	0.19 U	0.19 U	0.19 U	0.19 U	0.19 U	0.19 U
1,1-DICHLOROPROPENE	0.13 U	0.13 U	0.13 U	0.13 U	0.13 U	0.13 U	0.13 U
1,2,3-TRICHLOROBENZENE	0.17 U	0.17 U	0.17 U	0.17 U	0.17 U	0.17 U	0.17 U
1,2,3-TRICHLOROPROPANE	0.43 U	0.43 U	0.43 U	0.43 UR	0.43 U	0.43 U	0.43 U
1,2,3-TRIMETHYLBENZENE	0.0059 U	0.0059 U	0.0059 U	0.0059 U	0.0059 U	0.0059 U	0.0059 U
1,2,4-TRICHLOROBENZENE	0.15 U	0.15 U	0.15 U	0.15 U	0.15 U	0.15 U	0.15 U
1,2,4-TRIMETHYLBENZENE	0.12 U	0.12 U	0.12 U	0.12 U	0.12 U	0.12 U	0.12 U
1,2-DIBROMO-3-CHLOROPROPANE	0.67 U	0.67 U	0.67 U	0.67 U	0.67 U	0.67 U	0.67 U
1,2-DIBROMOETHANE	0.24 U	0.24 U	0.24 U	0.24 U	0.24 U	0.24 U	0.24 U
1,2-DICHLOROBENZENE	0.13 U	0.13 U	0.13 U	0.13 U	0.13 U	0.13 U	0.13 U
1,2-DICHLOROETHANE	0.22 U	0.22 U	0.22 U	0.22 U	0.22 U	0.22 U	0.22 U
1,2-DICHLOROPROPANE	0.18 U	0.18 U	0.18 U	0.18 U	0.18 U	0.18 U	0.18 U
1,3-DICHLOROBENZENE	0.14 U	0.14 U	0.14 U	0.14 U	0.14 U	0.14 U	0.14 U
1,3-DICHLOROPROPANE	0.16 U	0.16 U	0.16 U	0.16 U	0.16 U	0.16 U	0.16 U
1,4-DICHLOROBENZENE	0.13 U	0.13 U	0.13 U	0.13 U	0.13 U	0.13 U	0.13 U
2,2-DICHLOROPROPANE	0.13 U	0.13 U	0.13 U	0.13 U	0.13 U	0.13 U	0.13 U
2-BUTANONE	0.57 U	0.57 U	0.57 U	0.57 U	0.57 U	0.57 U	0.57 U
2-CHLOROETHYL VINYL ETHER	0.99 U	0.99 U	0.99 U	0.99 UR	0.99 U	0.99 U	0.99 U
2-CHLOROTOLUENE	0.11 U	0.11 U	0.11 U	0.11 U	0.11 U	0.11 U	0.11 U

TABLE C-1
ANALYTICAL RESULTS FOR SURFACE WATER SAMPLES - AUGUST 2011 HIGH TIDE
LOCKHEED MARTIN, MARTIN STATE AIRPORT, MIDDLE RIVER, MARYLAND

SAMPLE ID:	MSA-SW42C-1-081611	MSA-SW42C-3-081611	MSA-SW42C-5-081611	MSA-SW43A-1-081611	MSA-SW43B-1-081611	MSA-SW43B-2-081611	MSA-SW43C-1-081611
LABORATORY ID:	240-2908-11	240-2908-10	240-2908-9	240-2904-2	240-2904-4	240-2904-3	240-2904-7
SAMPLE DATE:	8/16/2011	8/16/2011	8/16/2011	8/16/2011	8/16/2011	8/16/2011	8/16/2011
LOCATION:	MSA-SW42C-1	MSA-SW42C-3	MSA-SW42C-5	MSA-SW43A-1	MSA-SW43B-1	MSA-SW43B-2	MSA-SW43C-1
2-HEXANONE	0.41 U	0.41 U	0.41 U	0.41 U	0.41 U	0.41 U	0.41 U
4-CHLOROTOLUENE	0.18 U	0.18 U	0.18 U	0.18 U	0.18 U	0.18 U	0.18 U
4-ISOPROPYLTOLUENE	0.12 U	0.12 U	0.12 U	0.12 U	0.12 U	0.12 U	0.12 U
4-METHYL-2-PENTANONE	0.32 U	0.32 U	0.32 U	0.32 U	0.32 U	0.32 U	0.32 U
ACETONE	1.1 U	1.1 U	1.1 U	1.1 U	1.1 U	1.1 U	1.1 U
BENZENE	0.13 U	0.13 U	0.13 U	0.13 U	0.13 U	0.13 U	0.13 U
BROMOBENZENE	0.13 U	0.13 U	0.13 U	0.13 U	0.13 U	0.13 U	0.13 U
BROMOCHLOROMETHANE	0.29 U	0.29 U	0.29 U	0.29 U	0.29 U	0.29 U	0.29 U
BROMODICHLOROMETHANE	0.15 U	0.15 U	0.15 U	0.15 U	0.15 U	0.15 U	0.15 U
BROMOFORM	0.64 U	0.64 U	0.64 U	0.64 U	0.64 U	0.64 U	0.64 U
BROMOMETHANE	0.41 U	0.41 U	0.41 U	0.41 U	0.41 U	0.41 U	0.41 U
CARBON DISULFIDE	0.13 U	0.13 U	0.13 U	0.13 U	0.13 U	0.13 U	0.13 U
CARBON TETRACHLORIDE	0.13 U	0.13 U	0.13 U	0.13 U	0.13 U	0.13 U	0.13 U
CHLOROBENZENE	0.15 U	0.15 U	0.15 U	0.15 U	0.15 U	0.15 U	0.15 U
CHLORODIBROMOMETHANE	0.18 U	0.18 U	0.18 U	0.18 U	0.18 U	0.18 U	0.18 U
CHLOROETHANE	0.29 U	0.29 U	0.29 U	0.29 U	0.29 U	0.29 U	0.29 U
CHLOROFORM	0.16 U	0.16 U	0.16 U	0.16 U	0.16 U	0.16 U	0.16 U
CHLOROMETHANE	0.3 U	0.3 U	0.3 U	0.3 U	0.3 U	0.3 U	0.3 U
CIS-1,2-DICHLOROETHENE	0.17 U	0.17 U	0.17 U	0.17 U	0.18 J	0.17 U	0.17 U
CIS-1,3-DICHLOROPROPENE	0.14 U	0.14 U	0.14 U	0.14 U	0.14 U	0.14 U	0.14 U
DIBROMOMETHANE	0.28 U	0.28 U	0.28 U	0.28 U	0.28 U	0.28 U	0.28 U
DICHLORODIFLUOROMETHANE	0.31 U	0.31 U	0.31 U	0.31 U	0.31 U	0.31 U	0.31 U
DIISOPROPYL ETHER	1.5 U	1.5 U	1.5 U	1.5 U	1.5 U	1.5 U	1.5 U
ETHYL TERT-BUTYL ETHER	0.11 U	0.11 U	0.11 U	0.11 U	0.11 U	0.11 U	0.11 U
ETHYLBENZENE	0.17 U	0.17 U	0.17 U	0.17 U	0.17 U	0.17 U	0.17 U

TABLE C-1
ANALYTICAL RESULTS FOR SURFACE WATER SAMPLES - AUGUST 2011 HIGH TIDE
LOCKHEED MARTIN, MARTIN STATE AIRPORT, MIDDLE RIVER, MARYLAND

SAMPLE ID:	MSA-SW42C-1-081611	MSA-SW42C-3-081611	MSA-SW42C-5-081611	MSA-SW43A-1-081611	MSA-SW43B-1-081611	MSA-SW43B-2-081611	MSA-SW43C-1-081611
LABORATORY ID:	240-2908-11	240-2908-10	240-2908-9	240-2904-2	240-2904-4	240-2904-3	240-2904-7
SAMPLE DATE:	8/16/2011	8/16/2011	8/16/2011	8/16/2011	8/16/2011	8/16/2011	8/16/2011
LOCATION:	MSA-SW42C-1	MSA-SW42C-3	MSA-SW42C-5	MSA-SW43A-1	MSA-SW43B-1	MSA-SW43B-2	MSA-SW43C-1
HEXACHLOROBUTADIENE	0.3 U	0.3 U	0.3 U	0.3 U	0.3 U	0.3 U	0.3 U
ISOPROPYLBENZENE	0.13 U	0.13 U	0.13 U	0.13 U	0.13 U	0.13 U	0.13 U
M+P-XYLENES	0.24 U	0.24 U	0.24 U	0.24 U	0.24 U	0.24 U	0.24 U
METHYL TERT-BUTYL ETHER	0.17 U	0.17 U	0.17 U	0.17 U	0.17 U	0.17 U	0.17 U
METHYLENE CHLORIDE	0.33 U	0.33 U	0.33 U	0.33 U	0.33 U	0.33 U	0.33 U
NAPHTHALENE	0.24 U	0.24 U	0.24 U	0.24 U	0.24 U	0.24 U	0.24 U
N-BUTYLBENZENE	0.12 U	0.12 U	0.12 U	0.12 U	0.12 U	0.12 U	0.12 U
N-PROPYLBENZENE	0.14 U	0.14 U	0.14 U	0.14 U	0.14 U	0.14 U	0.14 U
O-XYLENE	0.14 U	0.14 U	0.14 U	0.14 U	0.14 U	0.14 U	0.14 U
SEC-BUTYLBENZENE	0.13 U	0.13 U	0.13 U	0.13 U	0.13 U	0.13 U	0.13 U
STYRENE	0.11 U	0.11 U	0.11 U	0.11 U	0.11 U	0.11 U	0.11 U
TERT-AMYL METHYL ETHER	0.067 U	0.067 U	0.067 U	0.067 U	0.067 U	0.067 U	0.067 U
TERT-BUTYLBENZENE	0.13 U	0.13 U	0.13 U	0.13 U	0.13 U	0.13 U	0.13 U
TERTIARY-BUTYL ALCOHOL	3.9 UR	3.9 UR	3.9 UR	3.9 UR	3.9 UR	3.9 UR	3.9 UR
TETRACHLOROETHENE	0.29 U	0.29 U	0.29 U	0.29 U	0.29 U	0.29 U	0.29 U
TOLUENE	0.13 U	0.13 U	0.13 U	0.13 U	0.13 U	0.13 U	0.13 U
TOTAL XYLENES	0.28 U	0.28 U	0.28 U	0.28 U	0.28 U	0.28 U	0.28 U
TRANS-1,2-DICHLOROETHENE	0.19 U	0.19 U	0.19 U	0.19 U	0.19 U	0.19 U	0.19 U
TRANS-1,3-DICHLOROPROPENE	0.19 U	0.19 U	0.19 U	0.19 U	0.19 U	0.19 U	0.19 U
TRICHLOROETHENE	0.39 J	0.44 J	0.5 J	0.34 J	0.35 J	0.28 J	0.23 J
TRICHLOROFLUOROMETHANE	0.21 U	0.21 U	0.21 U	0.21 U	0.21 U	0.21 U	0.21 U
VINYL ACETATE	0.19 UR	0.19 UR	0.19 UR	0.19 UR	0.19 UR	0.19 UR	0.19 UR
VINYL CHLORIDE	0.22 U	0.22 U	0.22 U	0.22 U	0.22 U	0.22 U	0.22 U

TABLE C-1
ANALYTICAL RESULTS FOR SURFACE WATER SAMPLES - AUGUST 2011 HIGH TIDE
LOCKHEED MARTIN, MARTIN STATE AIRPORT, MIDDLE RIVER, MARYLAND

SAMPLE ID:	MSA-SW43C-3-081611	MSA-SW43C-5-081611
LABORATORY ID:	240-2904-6	240-2904-5
SAMPLE DATE:	8/16/2011	8/16/2011
LOCATION:	MSA-SW43C-3	MSA-SW43C-5
VOLATILES (ug/l)		
1,1,1,2-TETRACHLOROETHANE	0.23 U	0.23 U
1,1,1-TRICHLOROETHANE	0.22 U	0.22 U
1,1,2,2-TETRACHLOROETHANE	0.18 U	0.18 U
1,1,2-TRICHLOROTRIFLUOROETHANE	0.28 U	0.28 U
1,1-DICHLOROETHANE	0.15 U	0.15 U
1,1-DICHLOROETHENE	0.19 U	0.19 U
1,1-DICHLOROPROPENE	0.13 U	0.13 U
1,2,3-TRICHLOROBENZENE	0.17 U	0.17 U
1,2,3-TRICHLOROPROPANE	0.43 U	0.43 U
1,2,3-TRIMETHYLBENZENE	0.0059 U	0.0059 U
1,2,4-TRICHLOROBENZENE	0.15 U	0.15 U
1,2,4-TRIMETHYLBENZENE	0.12 U	0.12 U
1,2-DIBROMO-3-CHLOROPROPANE	0.67 U	0.67 U
1,2-DIBROMOETHANE	0.24 U	0.24 U
1,2-DICHLOROBENZENE	0.13 U	0.13 U
1,2-DICHLOROETHANE	0.22 U	0.22 U
1,2-DICHLOROPROPANE	0.18 U	0.18 U
1,3-DICHLOROBENZENE	0.14 U	0.14 U
1,3-DICHLOROPROPANE	0.16 U	0.16 U
1,4-DICHLOROBENZENE	0.13 U	0.13 U
2,2-DICHLOROPROPANE	0.13 U	0.13 U
2-BUTANONE	0.57 U	0.57 U
2-CHLOROETHYL VINYL ETHER	0.99 U	0.99 U
2-CHLOROTOLUENE	0.11 U	0.11 U

TABLE C-1
ANALYTICAL RESULTS FOR SURFACE WATER SAMPLES - AUGUST 2011 HIGH TIDE
LOCKHEED MARTIN, MARTIN STATE AIRPORT, MIDDLE RIVER, MARYLAND

SAMPLE ID:	MSA-SW43C-3-081611	MSA-SW43C-5-081611
LABORATORY ID:	240-2904-6	240-2904-5
SAMPLE DATE:	8/16/2011	8/16/2011
LOCATION:	MSA-SW43C-3	MSA-SW43C-5
2-HEXANONE	0.41 U	0.41 U
4-CHLOROTOLUENE	0.18 U	0.18 U
4-ISOPROPYLTOLUENE	0.12 U	0.12 U
4-METHYL-2-PENTANONE	0.32 U	0.32 U
ACETONE	1.1 U	1.1 U
BENZENE	0.13 U	0.13 U
BROMOBENZENE	0.13 U	0.13 U
BROMOCHLOROMETHANE	0.29 U	0.29 U
BROMODICHLOROMETHANE	0.15 U	0.15 U
BROMOFORM	0.64 U	0.64 U
BROMOMETHANE	0.41 U	0.41 U
CARBON DISULFIDE	0.13 U	0.13 U
CARBON TETRACHLORIDE	0.13 U	0.13 U
CHLOROBENZENE	0.15 U	0.15 U
CHLORODIBROMOMETHANE	0.18 U	0.18 U
CHLOROETHANE	0.29 U	0.29 U
CHLOROFORM	0.16 U	0.16 U
CHLOROMETHANE	0.3 U	0.3 U
CIS-1,2-DICHLOROETHENE	0.17 U	0.17 U
CIS-1,3-DICHLOROPROPENE	0.14 U	0.14 U
DIBROMOMETHANE	0.28 U	0.28 U
DICHLORODIFLUOROMETHANE	0.31 U	0.31 U
DIISOPROPYL ETHER	1.5 U	1.5 U
ETHYL TERT-BUTYL ETHER	0.11 U	0.11 U
ETHYLBENZENE	0.17 U	0.17 U

TABLE C-1
ANALYTICAL RESULTS FOR SURFACE WATER SAMPLES - AUGUST 2011 HIGH TIDE
LOCKHEED MARTIN, MARTIN STATE AIRPORT, MIDDLE RIVER, MARYLAND

SAMPLE ID:	MSA-SW43C-3-081611	MSA-SW43C-5-081611
LABORATORY ID:	240-2904-6	240-2904-5
SAMPLE DATE:	8/16/2011	8/16/2011
LOCATION:	MSA-SW43C-3	MSA-SW43C-5
HEXACHLOROBUTADIENE	0.3 U	0.3 U
ISOPROPYLBENZENE	0.13 U	0.13 U
M+P-XYLENES	0.24 U	0.24 U
METHYL TERT-BUTYL ETHER	0.17 U	0.17 U
METHYLENE CHLORIDE	0.33 U	0.33 U
NAPHTHALENE	0.24 U	0.24 U
N-BUTYLBENZENE	0.12 U	0.12 U
N-PROPYLBENZENE	0.14 U	0.14 U
O-XYLENE	0.14 U	0.14 U
SEC-BUTYLBENZENE	0.13 U	0.13 U
STYRENE	0.11 U	0.11 U
TERT-AMYL METHYL ETHER	0.067 U	0.067 U
TERT-BUTYLBENZENE	0.13 U	0.13 U
TERTIARY-BUTYL ALCOHOL	3.9 UR	3.9 UR
TETRACHLOROETHENE	0.29 U	0.29 U
TOLUENE	0.13 U	0.13 U
TOTAL XYLENES	0.28 U	0.28 U
TRANS-1,2-DICHLOROETHENE	0.19 U	0.19 U
TRANS-1,3-DICHLOROPROPENE	0.19 U	0.19 U
TRICHLOROETHENE	0.2 J	0.2 J
TRICHLOROFLUOROMETHANE	0.21 U	0.21 U
VINYL ACETATE	0.19 UR	0.19 UR
VINYL CHLORIDE	0.22 U	0.22 U

U - Not detected.
UR - Nondeteced value is rejected due to technical noncompliance.
J - Positive result is considered estimated as a result of technical noncompliance.
ug/l - micrograms per liter.

TABLE C-2
ANALYTICAL RESULTS FOR SURFACE WATER SAMPLES - AUGUST 2011 LOW TIDE
LOCKHEED MARTIN, MARTIN STATE AIRPORT, MIDDLE RIVER, MARYLAND

SAMPLE ID:	MSA-SW38A-1-081611-LT	MSA-SW38B-1-081611-LT	MSA-SW38B-3-081611-LT	MSA-SW38C-1-081611-LT	MSA-SW38C-2-081611-LT	MSA-SW38C-3-081611-LT	MSA-SW40A-1-081611-LT
LABORATORY ID:	240-2914-4	240-2914-6	240-2914-5	240-2914-9	240-2914-8	240-2914-7	240-2914-10
SAMPLE DATE:	8/16/2011	8/16/2011	8/16/2011	8/16/2011	8/16/2011	8/16/2011	8/16/2011
LOCATION:	MSA-SW38A-1	MSA-SW38B-1	MSA-SW38B-3	MSA-SW38C-1	MSA-SW38C-2	MSA-SW38C-3	MSA-SW40A-1
VOLATILES (ug/l)							
1,1,1,2-TETRACHLOROETHANE	0.23 U	0.23 U	0.23 U	0.23 U	0.23 U	0.23 U	0.23 U
1,1,1-TRICHLOROETHANE	0.22 U	0.22 U	0.22 U	0.22 U	0.22 U	0.22 U	0.22 U
1,1,2,2-TETRACHLOROETHANE	0.18 U	0.18 U	0.18 U	0.18 U	0.18 U	0.18 U	0.18 U
1,1,2-TRICHLOROTRIFLUOROETHANE	0.28 U	0.28 U	0.28 U	0.28 U	0.28 U	0.28 U	0.28 U
1,1-DICHLOROETHANE	0.15 U	0.15 U	0.15 U	0.15 U	0.15 U	0.15 U	0.15 U
1,1-DICHLOROETHENE	0.19 U	0.19 U	0.19 U	0.19 U	0.19 U	0.19 U	0.19 U
1,1-DICHLOROPROPENE	0.13 U	0.13 U	0.13 U	0.13 U	0.13 U	0.13 U	0.13 U
1,2,3-TRICHLOROBENZENE	0.17 U	0.17 U	0.17 U	0.17 U	0.17 U	0.17 U	0.17 U
1,2,3-TRICHLOROPROPANE	0.43 U	0.43 U	0.43 U	0.43 U	0.43 U	0.43 U	0.43 U
1,2,3-TRIMETHYLBENZENE	0.0059 U	0.0059 U	0.0059 U	0.0059 U	0.0059 U	0.0059 U	0.0059 U
1,2,4-TRICHLOROBENZENE	0.15 U	0.15 U	0.15 U	0.15 U	0.15 U	0.15 U	0.15 U
1,2,4-TRIMETHYLBENZENE	0.12 U	0.12 U	0.12 U	0.12 U	0.12 U	0.12 U	0.12 U
1,2-DIBROMO-3-CHLOROPROPANE	0.67 U	0.67 U	0.67 U	0.67 U	0.67 U	0.67 U	0.67 U
1,2-DIBROMOETHANE	0.24 U	0.24 U	0.24 U	0.24 U	0.24 U	0.24 U	0.24 U
1,2-DICHLOROBENZENE	0.13 U	0.13 U	0.13 U	0.13 U	0.13 U	0.13 U	0.13 U
1,2-DICHLOROETHANE	0.22 U	0.22 U	0.22 U	0.22 U	0.22 U	0.22 U	0.22 U
1,2-DICHLOROPROPANE	0.18 U	0.18 U	0.18 U	0.18 U	0.18 U	0.18 U	0.18 U
1,3-DICHLOROBENZENE	0.14 U	0.14 U	0.14 U	0.14 U	0.14 U	0.14 U	0.14 U
1,3-DICHLOROPROPANE	0.16 U	0.16 U	0.16 U	0.16 U	0.16 U	0.16 U	0.16 U
1,4-DICHLOROBENZENE	0.13 U	0.13 U	0.13 U	0.13 U	0.13 U	0.13 U	0.13 U
2,2-DICHLOROPROPANE	0.13 U	0.13 U	0.13 U	0.13 U	0.13 U	0.13 U	0.13 U
2-BUTANONE	0.57 U	0.57 U	0.57 U	0.57 U	0.57 U	0.57 U	0.57 U
2-CHLOROETHYL VINYL ETHER	0.99 U	0.99 U	0.99 U	0.99 U	0.99 U	0.99 U	0.99 U
2-CHLOROTOLUENE	0.11 U	0.11 U	0.11 U	0.11 U	0.11 U	0.11 U	0.11 U
2-HEXANONE	0.41 U	0.41 U	0.41 U	0.41 U	0.41 U	0.41 U	0.41 U
4-CHLOROTOLUENE	0.18 U	0.18 U	0.18 U	0.18 U	0.18 U	0.18 U	0.18 U
4-ISOPROPYLTOLUENE	0.12 U	0.12 U	0.12 U	0.12 U	0.12 U	0.12 U	0.12 U
4-METHYL-2-PENTANONE	0.32 U	0.32 U	0.32 U	0.32 U	0.32 U	0.32 U	0.32 U

TABLE C-2
ANALYTICAL RESULTS FOR SURFACE WATER SAMPLES - AUGUST 2011 LOW TIDE
LOCKHEED MARTIN, MARTIN STATE AIRPORT, MIDDLE RIVER, MARYLAND

SAMPLE ID:	MSA-SW38A-1-081611-LT	MSA-SW38B-1-081611-LT	MSA-SW38B-3-081611-LT	MSA-SW38C-1-081611-LT	MSA-SW38C-2-081611-LT	MSA-SW38C-3-081611-LT	MSA-SW40A-1-081611-LT
LABORATORY ID:	240-2914-4	240-2914-6	240-2914-5	240-2914-9	240-2914-8	240-2914-7	240-2914-10
SAMPLE DATE:	8/16/2011	8/16/2011	8/16/2011	8/16/2011	8/16/2011	8/16/2011	8/16/2011
LOCATION:	MSA-SW38A-1	MSA-SW38B-1	MSA-SW38B-3	MSA-SW38C-1	MSA-SW38C-2	MSA-SW38C-3	MSA-SW40A-1
ACETONE	1.1 U	1.1 U	1.1 U	1.1 U	1.1 U	1.1 U	1.1 U
BENZENE	0.13 U	0.13 U	0.13 U	0.13 U	0.13 U	0.13 U	0.13 U
BROMOBENZENE	0.13 U	0.13 U	0.13 U	0.13 U	0.13 U	0.13 U	0.13 U
BROMOCHLOROMETHANE	0.29 U	0.29 U	0.29 U	0.29 U	0.29 U	0.29 U	0.29 U
BROMODICHLOROMETHANE	0.15 U	0.15 U	0.15 U	0.15 U	0.15 U	0.15 U	0.15 U
BROMOFORM	0.64 U	0.64 U	0.64 U	0.64 U	0.64 U	0.64 U	0.64 U
BROMOMETHANE	0.41 U	0.41 U	0.41 U	0.41 U	0.41 U	0.41 U	0.41 U
CARBON DISULFIDE	0.13 U	0.13 U	0.13 U	0.13 U	0.13 U	0.13 U	0.13 U
CARBON TETRACHLORIDE	0.13 U	0.13 U	0.13 U	0.13 U	0.13 U	0.13 U	0.13 U
CHLOROBENZENE	0.15 U	0.15 U	0.15 U	0.15 U	0.15 U	0.15 U	0.15 U
CHLORODIBROMOMETHANE	0.18 U	0.18 U	0.18 U	0.18 U	0.18 U	0.18 U	0.18 U
CHLOROETHANE	0.29 U	0.29 U	0.29 U	0.29 U	0.29 U	0.29 U	0.29 U
CHLOROFORM	0.16 U	0.16 U	0.16 U	0.16 U	0.16 U	0.16 U	0.16 U
CHLOROMETHANE	0.3 U	0.3 U	0.3 U	0.3 U	0.3 U	0.3 U	0.3 U
CIS-1,2-DICHLOROETHENE	0.66 J	0.61 J	1.3	0.6 J	0.55 J	0.5 J	1
CIS-1,3-DICHLOROPROPENE	0.14 U	0.14 U	0.14 U	0.14 U	0.14 U	0.14 U	0.14 U
DIBROMOMETHANE	0.28 U	0.28 U	0.28 U	0.28 U	0.28 U	0.28 U	0.28 U
DICHLORODIFLUOROMETHANE	0.31 U	0.31 U	0.31 U	0.31 U	0.31 U	0.31 U	0.31 U
DIISOPROPYL ETHER	1.5 U	1.5 U	1.5 U	1.5 U	1.5 U	1.5 U	1.5 U
ETHYL TERT-BUTYL ETHER	0.11 U	0.11 U	0.11 U	0.11 U	0.11 U	0.11 U	0.11 U
ETHYLBENZENE	0.17 U	0.17 U	0.17 U	0.17 U	0.17 U	0.17 U	0.17 U
HEXACHLOROBUTADIENE	0.3 U	0.3 U	0.3 U	0.3 U	0.3 U	0.3 U	0.3 U
ISOPROPYLBENZENE	0.13 U	0.13 U	0.13 U	0.13 U	0.13 U	0.13 U	0.13 U
M+P-XYLENES	0.24 U	0.24 U	0.24 U	0.24 U	0.24 U	0.24 U	0.24 U
METHYL TERT-BUTYL ETHER	0.17 U	0.17 U	0.17 U	0.17 U	0.17 U	0.17 U	0.17 U
METHYLENE CHLORIDE	0.33 U	0.33 U	0.33 U	0.33 U	0.33 U	0.33 U	0.33 U
NAPHTHALENE	0.24 U	0.24 U	0.24 U	0.24 U	0.24 U	0.24 U	0.24 U
N-BUTYLBENZENE	0.12 U	0.12 U	0.12 U	0.12 U	0.12 U	0.12 U	0.12 U
N-PROPYLBENZENE	0.14 U	0.14 U	0.14 U	0.14 U	0.14 U	0.14 U	0.14 U

TABLE C-2
ANALYTICAL RESULTS FOR SURFACE WATER SAMPLES - AUGUST 2011 LOW TIDE
LOCKHEED MARTIN, MARTIN STATE AIRPORT, MIDDLE RIVER, MARYLAND

SAMPLE ID:	MSA-SW38A-1-081611-LT	MSA-SW38B-1-081611-LT	MSA-SW38B-3-081611-LT	MSA-SW38C-1-081611-LT	MSA-SW38C-2-081611-LT	MSA-SW38C-3-081611-LT	MSA-SW40A-1-081611-LT
LABORATORY ID:	240-2914-4	240-2914-6	240-2914-5	240-2914-9	240-2914-8	240-2914-7	240-2914-10
SAMPLE DATE:	8/16/2011	8/16/2011	8/16/2011	8/16/2011	8/16/2011	8/16/2011	8/16/2011
LOCATION:	MSA-SW38A-1	MSA-SW38B-1	MSA-SW38B-3	MSA-SW38C-1	MSA-SW38C-2	MSA-SW38C-3	MSA-SW40A-1
O-XYLENE	0.14 U	0.14 U	0.14 U	0.14 U	0.14 U	0.14 U	0.14 U
SEC-BUTYLBENZENE	0.13 U	0.13 U	0.13 U	0.13 U	0.13 U	0.13 U	0.13 U
STYRENE	0.11 U	0.11 U	0.11 U	0.11 U	0.11 U	0.11 U	0.11 U
TERT-AMYL METHYL ETHER	0.067 U	0.067 U	0.067 U	0.067 U	0.067 U	0.067 U	0.067 U
TERT-BUTYLBENZENE	0.13 U	0.13 U	0.13 U	0.13 U	0.13 U	0.13 U	0.13 U
TERTIARY-BUTYL ALCOHOL	3.9 UR	3.9 UR	3.9 UR	3.9 UR	3.9 UR	3.9 UR	3.9 UR
TETRACHLOROETHENE	0.29 U	0.29 U	0.29 U	0.29 U	0.29 U	0.29 U	0.29 U
TOLUENE	0.4 J	0.13 U	0.13 U	0.13 U	0.13 U	0.13 U	0.13 U
TOTAL XYLENES	0.28 U	0.28 U	0.28 U	0.28 U	0.28 U	0.28 U	0.28 U
TRANS-1,2-DICHLOROETHENE	0.19 U	0.19 U	0.19 U	0.19 U	0.19 U	0.19 U	0.19 U
TRANS-1,3-DICHLOROPROPENE	0.19 U	0.19 U	0.19 U	0.19 U	0.19 U	0.19 U	0.19 U
TRICHLOROETHENE	0.77 J	0.8 J	1.7	0.87 J	0.93 J	1.2	0.23 J
TRICHLOROFLUOROMETHANE	0.21 U	0.21 U	0.21 U	0.21 U	0.21 U	0.21 U	0.21 U
VINYL ACETATE	0.19 UR	0.19 UR	0.19 UR	0.19 UR	0.19 UR	0.19 UR	0.19 UR
VINYL CHLORIDE	1.2	0.86 J	1.5	0.98 J	0.72 J	0.62 J	2.5

TABLE C-2
ANALYTICAL RESULTS FOR SURFACE WATER SAMPLES - AUGUST 2011 LOW TIDE
LOCKHEED MARTIN, MARTIN STATE AIRPORT, MIDDLE RIVER, MARYLAND

SAMPLE ID:	MSA-SW40B-1-081611-LT	MSA-SW40B-2-081611-LT	MSA-SW40C-1-081611-LT	MSA-SW40C-2-081611-LT	MSA-SW40C-4-081611-LT	MSA-SW41A-1-081611-LT	MSA-SW41B-1-081611-LT
LABORATORY ID:	240-2914-12	240-2914-11	240-2914-15	240-2914-14	240-2914-13	240-2908-18	240-2908-20
SAMPLE DATE:	8/16/2011	8/16/2011	8/16/2011	8/16/2011	8/16/2011	8/16/2011	8/16/2011
LOCATION:	MSA-SW40B-1	MSA-SW40B-2	MSA-SW40C-1	MSA-SW40C-2	MSA-SW40C-4	MSA-SW41A-1	MSA-SW41B-1
VOLATILES (ug/l)							
1,1,1,2-TETRACHLOROETHANE	0.23 U	0.23 U	0.23 U	0.23 U	0.23 U	0.23 U	0.23 U
1,1,1-TRICHLOROETHANE	0.22 U	0.22 U	0.22 U	0.22 U	0.22 U	0.22 U	0.22 U
1,1,2,2-TETRACHLOROETHANE	0.18 U	0.18 U	0.18 U	0.18 U	0.18 U	0.18 U	0.18 U
1,1,2-TRICHLOROTRIFLUOROETHANE	0.28 U	0.28 U	0.28 U	0.28 U	0.28 U	0.28 U	0.28 U
1,1-DICHLOROETHANE	0.15 U	0.15 U	0.15 U	0.15 U	0.15 U	0.15 U	0.15 U
1,1-DICHLOROETHENE	0.19 U	0.19 U	0.19 U	0.19 U	0.19 U	0.19 U	0.19 U
1,1-DICHLOROPROPENE	0.13 U	0.13 U	0.13 U	0.13 U	0.13 U	0.13 U	0.13 U
1,2,3-TRICHLOROBENZENE	0.17 U	0.17 U	0.17 U	0.17 U	0.17 U	0.17 U	0.17 U
1,2,3-TRICHLOROPROPANE	0.43 U	0.43 U	0.43 U	0.43 U	0.43 U	0.43 U	0.43 U
1,2,3-TRIMETHYLBENZENE	0.0059 U	0.0059 U	0.0059 U	0.0059 U	0.0059 U	0.0059 U	0.0059 U
1,2,4-TRICHLOROBENZENE	0.15 U	0.15 U	0.15 U	0.15 U	0.15 U	0.15 U	0.15 U
1,2,4-TRIMETHYLBENZENE	0.12 U	0.12 U	0.12 U	0.12 U	0.12 U	0.12 U	0.12 U
1,2-DIBROMO-3-CHLOROPROPANE	0.67 U	0.67 U	0.67 U	0.67 U	0.67 U	0.67 U	0.67 U
1,2-DIBROMOETHANE	0.24 U	0.24 U	0.24 U	0.24 U	0.24 U	0.24 U	0.24 U
1,2-DICHLOROBENZENE	0.13 U	0.13 U	0.13 U	0.13 U	0.13 U	0.13 U	0.13 U
1,2-DICHLOROETHANE	0.22 U	0.22 U	0.22 U	0.22 U	0.22 U	0.22 U	0.22 U
1,2-DICHLOROPROPANE	0.18 U	0.18 U	0.18 U	0.18 U	0.18 U	0.18 U	0.18 U
1,3-DICHLOROBENZENE	0.14 U	0.14 U	0.14 U	0.14 U	0.14 U	0.14 U	0.14 U
1,3-DICHLOROPROPANE	0.16 U	0.16 U	0.16 U	0.16 U	0.16 U	0.16 U	0.16 U
1,4-DICHLOROBENZENE	0.13 U	0.13 U	0.13 U	0.13 U	0.13 U	0.13 U	0.13 U
2,2-DICHLOROPROPANE	0.13 U	0.13 U	0.13 U	0.13 U	0.13 U	0.13 U	0.13 U
2-BUTANONE	0.57 U	0.57 U	0.57 U	0.57 U	0.57 U	0.57 U	0.57 U
2-CHLOROETHYL VINYL ETHER	0.99 U	0.99 U	0.99 U	0.99 U	0.99 U	0.99 U	0.99 U
2-CHLOROTOLUENE	0.11 U	0.11 U	0.11 U	0.11 U	0.11 U	0.11 U	0.11 U
2-HEXANONE	0.41 U	0.41 U	0.41 U	0.41 U	0.41 U	0.41 U	0.41 U
4-CHLOROTOLUENE	0.18 U	0.18 U	0.18 U	0.18 U	0.18 U	0.18 U	0.18 U
4-ISOPROPYLTOLUENE	0.12 U	0.12 U	0.12 U	0.12 U	0.12 U	0.12 U	0.12 U
4-METHYL-2-PENTANONE	0.32 U	0.32 U	0.32 U	0.32 U	0.32 U	0.32 U	0.32 U

TABLE C-2
ANALYTICAL RESULTS FOR SURFACE WATER SAMPLES - AUGUST 2011 LOW TIDE
LOCKHEED MARTIN, MARTIN STATE AIRPORT, MIDDLE RIVER, MARYLAND

SAMPLE ID:	MSA-SW40B-1-081611-LT	MSA-SW40B-2-081611-LT	MSA-SW40C-1-081611-LT	MSA-SW40C-2-081611-LT	MSA-SW40C-4-081611-LT	MSA-SW41A-1-081611-LT	MSA-SW41B-1-081611-LT
LABORATORY ID:	240-2914-12	240-2914-11	240-2914-15	240-2914-14	240-2914-13	240-2908-18	240-2908-20
SAMPLE DATE:	8/16/2011	8/16/2011	8/16/2011	8/16/2011	8/16/2011	8/16/2011	8/16/2011
LOCATION:	MSA-SW40B-1	MSA-SW40B-2	MSA-SW40C-1	MSA-SW40C-2	MSA-SW40C-4	MSA-SW41A-1	MSA-SW41B-1
ACETONE	1.1 U	1.1 U	1.1 U	1.1 U	1.1 U	1.1 U	1.1 U
BENZENE	0.13 U	0.13 U	0.13 U	0.13 U	0.13 U	0.13 U	0.13 U
BROMOBENZENE	0.13 U	0.13 U	0.13 U	0.13 U	0.13 U	0.13 U	0.13 U
BROMOCHLOROMETHANE	0.29 U	0.29 U	0.29 U	0.29 U	0.29 U	0.29 U	0.29 U
BROMODICHLOROMETHANE	0.15 U	0.15 U	0.15 U	0.15 U	0.15 U	0.15 U	0.15 U
BROMOFORM	0.64 U	0.64 U	0.64 U	0.64 U	0.64 U	0.64 U	0.64 U
BROMOMETHANE	0.41 U	0.41 U	0.41 U	0.41 U	0.41 U	0.41 U	0.41 U
CARBON DISULFIDE	0.13 U	0.13 U	0.13 U	0.13 U	0.13 U	0.13 U	0.13 U
CARBON TETRACHLORIDE	0.13 U	0.13 U	0.13 U	0.13 U	0.13 U	0.13 U	0.13 U
CHLOROBENZENE	0.15 U	0.15 U	0.15 U	0.15 U	0.15 U	0.15 U	0.15 U
CHLORODIBROMOMETHANE	0.18 U	0.18 U	0.18 U	0.18 U	0.18 U	0.18 U	0.18 U
CHLOROETHANE	0.29 U	0.29 U	0.29 U	0.29 U	0.29 U	0.29 U	0.29 U
CHLOROFORM	0.16 U	0.16 U	0.16 U	0.16 U	0.16 U	0.16 U	0.16 U
CHLOROMETHANE	0.3 U	0.3 U	0.3 U	0.3 U	0.3 U	0.3 U	0.3 U
CIS-1,2-DICHLOROETHENE	0.76 J	0.67 J	0.17 U	0.17 U	0.17 U	1.2	0.59 J
CIS-1,3-DICHLOROPROPENE	0.14 U	0.14 U	0.14 U	0.14 U	0.14 U	0.14 U	0.14 U
DIBROMOMETHANE	0.28 U	0.28 U	0.28 U	0.28 U	0.28 U	0.28 U	0.28 U
DICHLORODIFLUOROMETHANE	0.31 U	0.31 U	0.31 U	0.31 U	0.31 U	0.31 U	0.31 U
DIISOPROPYL ETHER	1.5 U	1.5 U	1.5 U	1.5 U	1.5 U	1.5 U	1.5 U
ETHYL TERT-BUTYL ETHER	0.11 U	0.11 U	0.11 U	0.11 U	0.11 U	0.11 U	0.11 U
ETHYLBENZENE	0.17 U	0.17 U	0.17 U	0.17 U	0.17 U	0.17 U	0.17 U
HEXACHLOROBUTADIENE	0.3 U	0.3 U	0.3 U	0.3 U	0.3 U	0.3 U	0.3 U
ISOPROPYLBENZENE	0.13 U	0.13 U	0.13 U	0.13 U	0.13 U	0.13 U	0.13 U
M+P-XYLENES	0.24 U	0.24 U	0.24 U	0.24 U	0.24 U	0.24 U	0.24 U
METHYL TERT-BUTYL ETHER	0.17 U	0.17 U	0.17 U	0.17 U	0.17 U	0.17 U	0.17 U
METHYLENE CHLORIDE	0.33 U	0.33 U	0.33 U	0.33 U	0.33 U	0.33 U	0.33 U
NAPHTHALENE	0.24 U	0.24 U	0.24 U	0.24 U	0.24 U	0.24 U	0.24 U
N-BUTYLBENZENE	0.12 U	0.12 U	0.12 U	0.12 U	0.12 U	0.12 U	0.12 U
N-PROPYLBENZENE	0.14 U	0.14 U	0.14 U	0.14 U	0.14 U	0.14 U	0.14 U

TABLE C-2
ANALYTICAL RESULTS FOR SURFACE WATER SAMPLES - AUGUST 2011 LOW TIDE
LOCKHEED MARTIN, MARTIN STATE AIRPORT, MIDDLE RIVER, MARYLAND

SAMPLE ID:	MSA-SW40B-1-081611-LT	MSA-SW40B-2-081611-LT	MSA-SW40C-1-081611-LT	MSA-SW40C-2-081611-LT	MSA-SW40C-4-081611-LT	MSA-SW41A-1-081611-LT	MSA-SW41B-1-081611-LT
LABORATORY ID:	240-2914-12	240-2914-11	240-2914-15	240-2914-14	240-2914-13	240-2908-18	240-2908-20
SAMPLE DATE:	8/16/2011	8/16/2011	8/16/2011	8/16/2011	8/16/2011	8/16/2011	8/16/2011
LOCATION:	MSA-SW40B-1	MSA-SW40B-2	MSA-SW40C-1	MSA-SW40C-2	MSA-SW40C-4	MSA-SW41A-1	MSA-SW41B-1
O-XYLENE	0.14 U	0.14 U	0.14 U	0.14 U	0.14 U	0.14 U	0.14 U
SEC-BUTYLBENZENE	0.13 U	0.13 U	0.13 U	0.13 U	0.13 U	0.13 U	0.13 U
STYRENE	0.11 U	0.11 U	0.11 U	0.11 U	0.11 U	0.11 U	0.11 U
TERT-AMYL METHYL ETHER	0.067 U	0.067 U	0.067 U	0.067 U	0.067 U	0.067 U	0.067 U
TERT-BUTYLBENZENE	0.13 U	0.13 U	0.13 U	0.13 U	0.13 U	0.13 U	0.13 U
TERTIARY-BUTYL ALCOHOL	3.9 UR	3.9 UR	3.9 UR	3.9 UR	3.9 UR	3.9 UR	3.9 UR
TETRACHLOROETHENE	0.29 U	0.29 U	0.29 U	0.29 U	0.29 U	0.29 U	0.29 U
TOLUENE	0.13 U	0.13 U	0.13 U	0.13 U	0.13 U	0.13 U	0.13 U
TOTAL XYLENES	0.28 U	0.28 U	0.28 U	0.28 U	0.28 U	0.28 U	0.28 U
TRANS-1,2-DICHLOROETHENE	0.19 U	0.19 U	0.19 U	0.19 U	0.19 U	0.19 U	0.19 U
TRANS-1,3-DICHLOROPROPENE	0.19 U	0.19 U	0.19 U	0.19 U	0.19 U	0.19 U	0.19 U
TRICHLOROETHENE	5.4	3.9	0.17 U	0.17 U	0.17 J	1.6	1.3
TRICHLOROFLUOROMETHANE	0.21 U	0.21 U	0.21 U	0.21 U	0.21 U	0.21 U	0.21 U
VINYL ACETATE	0.19 UR	0.19 UR	0.19 UR	0.19 UR	0.19 UR	0.19 UR	0.19 UR
VINYL CHLORIDE	0.53 J	0.47 J	0.22 U	0.22 U	0.22 U	1.5	0.76 J

TABLE C-2
ANALYTICAL RESULTS FOR SURFACE WATER SAMPLES - AUGUST 2011 LOW TIDE
LOCKHEED MARTIN, MARTIN STATE AIRPORT, MIDDLE RIVER, MARYLAND

SAMPLE ID:	MSA-SW41B-3-081611-LT	MSA-SW41C-1-081611-LT	MSA-SW41C-2-081611-LT	MSA-SW41C-3-081611-LT	MSA-SW42A-1-081611-LT	MSA-SW42B-1-081611-LT	MSA-SW42B-3-081611-LT
LABORATORY ID:	240-2908-19	240-2914-3	240-2914-2	240-2914-1	240-2914-16	240-2914-18	240-2914-17
SAMPLE DATE:	8/16/2011	8/16/2011	8/16/2011	8/16/2011	8/16/2011	8/16/2011	8/16/2011
LOCATION:	MSA-SW41B-3	MSA-SW41C-1	MSA-SW41C-2	MSA-SW41C-3	MSA-SW42A-1	MSA-SW42B-1	MSA-SW42B-3
VOLATILES (ug/l)							
1,1,1,2-TETRACHLOROETHANE	0.23 U	0.23 U	0.23 U	0.23 U	0.23 U	0.23 U	0.23 U
1,1,1-TRICHLOROETHANE	0.22 U	0.22 U	0.22 U	0.22 U	0.22 U	0.22 UJ	0.22 U
1,1,2,2-TETRACHLOROETHANE	0.18 U	0.18 U	0.18 U	0.18 U	0.18 U	0.18 U	0.18 U
1,1,2-TRICHLOROTRIFLUOROETHANE	0.28 U	0.28 U	0.28 U	0.28 U	0.28 U	0.28 U	0.28 U
1,1-DICHLOROETHANE	0.15 U	0.15 U	0.15 U	0.15 U	0.15 U	0.15 U	0.15 U
1,1-DICHLOROETHENE	0.19 U	0.19 U	0.19 U	0.19 U	0.19 U	0.19 U	0.19 U
1,1-DICHLOROPROPENE	0.13 U	0.13 U	0.13 U	0.13 U	0.13 U	0.13 U	0.13 U
1,2,3-TRICHLOROBENZENE	0.17 U	0.17 U	0.17 U	0.17 U	0.17 U	0.17 U	0.17 U
1,2,3-TRICHLOROPROPANE	0.43 U	0.43 U	0.43 U	0.43 U	0.43 U	0.43 UR	0.43 U
1,2,3-TRIMETHYLBENZENE	0.0059 U	0.0059 U	0.0059 U	0.0059 U	0.0059 U	0.0059 U	0.0059 U
1,2,4-TRICHLOROBENZENE	0.15 U	0.15 U	0.15 U	0.15 U	0.15 U	0.15 U	0.15 U
1,2,4-TRIMETHYLBENZENE	0.12 U	0.12 U	0.12 U	0.12 U	0.12 U	0.12 U	0.12 U
1,2-DIBROMO-3-CHLOROPROPANE	0.67 U	0.67 U	0.67 U	0.67 U	0.67 U	0.67 U	0.67 U
1,2-DIBROMOETHANE	0.24 U	0.24 U	0.24 U	0.24 U	0.24 U	0.24 U	0.24 U
1,2-DICHLOROBENZENE	0.13 U	0.13 U	0.13 U	0.13 U	0.13 U	0.13 U	0.13 U
1,2-DICHLOROETHANE	0.22 U	0.22 U	0.22 U	0.22 U	0.22 U	0.22 U	0.22 U
1,2-DICHLOROPROPANE	0.18 U	0.18 U	0.18 U	0.18 U	0.18 U	0.18 U	0.18 U
1,3-DICHLOROBENZENE	0.14 U	0.14 U	0.14 U	0.14 U	0.14 U	0.14 U	0.14 U
1,3-DICHLOROPROPANE	0.16 U	0.16 U	0.16 U	0.16 U	0.16 U	0.16 U	0.16 U
1,4-DICHLOROBENZENE	0.13 U	0.13 U	0.13 U	0.13 U	0.13 U	0.13 U	0.13 U
2,2-DICHLOROPROPANE	0.13 U	0.13 U	0.13 U	0.13 U	0.13 U	0.13 U	0.13 U
2-BUTANONE	0.57 U	0.57 U	0.57 U	0.57 U	0.57 U	0.57 U	0.57 U
2-CHLOROETHYL VINYL ETHER	0.99 U	0.99 U	0.99 U	0.99 U	0.99 U	0.99 UR	0.99 U
2-CHLOROTOLUENE	0.11 U	0.11 U	0.11 U	0.11 U	0.11 U	0.11 U	0.11 U
2-HEXANONE	0.41 U	0.41 U	0.41 U	0.41 U	0.41 U	0.41 U	0.41 U
4-CHLOROTOLUENE	0.18 U	0.18 U	0.18 U	0.18 U	0.18 U	0.18 U	0.18 U
4-ISOPROPYLTOLUENE	0.12 U	0.12 U	0.12 U	0.12 U	0.12 U	0.12 U	0.12 U
4-METHYL-2-PENTANONE	0.32 U	0.32 U	0.32 U	0.32 U	0.32 U	0.32 U	0.32 U

TABLE C-2
ANALYTICAL RESULTS FOR SURFACE WATER SAMPLES - AUGUST 2011 LOW TIDE
LOCKHEED MARTIN, MARTIN STATE AIRPORT, MIDDLE RIVER, MARYLAND

SAMPLE ID:	MSA-SW41B-3-081611-LT	MSA-SW41C-1-081611-LT	MSA-SW41C-2-081611-LT	MSA-SW41C-3-081611-LT	MSA-SW42A-1-081611-LT	MSA-SW42B-1-081611-LT	MSA-SW42B-3-081611-LT
LABORATORY ID:	240-2908-19	240-2914-3	240-2914-2	240-2914-1	240-2914-16	240-2914-18	240-2914-17
SAMPLE DATE:	8/16/2011	8/16/2011	8/16/2011	8/16/2011	8/16/2011	8/16/2011	8/16/2011
LOCATION:	MSA-SW41B-3	MSA-SW41C-1	MSA-SW41C-2	MSA-SW41C-3	MSA-SW42A-1	MSA-SW42B-1	MSA-SW42B-3
ACETONE	1.1 U	1.1 U	1.1 U	1.1 U	1.1 U	1.1 U	1.1 U
BENZENE	0.13 U	0.13 U	0.13 U	0.13 U	0.13 U	0.13 U	0.13 U
BROMOBENZENE	0.13 U	0.13 U	0.13 U	0.13 U	0.13 U	0.13 U	0.13 U
BROMOCHLOROMETHANE	0.29 U	0.29 U	0.29 U	0.29 U	0.29 U	0.29 U	0.29 U
BROMODICHLOROMETHANE	0.15 U	0.15 U	0.15 U	0.15 U	0.15 U	0.15 U	0.15 U
BROMOFORM	0.64 U	0.64 U	0.64 U	0.64 U	0.64 U	0.64 U	0.64 U
BROMOMETHANE	0.41 U	0.41 U	0.41 U	0.41 U	0.41 U	0.41 U	0.41 U
CARBON DISULFIDE	0.13 U	0.13 U	0.13 U	0.13 U	0.13 U	0.13 U	0.13 U
CARBON TETRACHLORIDE	0.13 U	0.13 U	0.13 U	0.13 U	0.13 U	0.13 U	0.13 U
CHLOROBENZENE	0.15 U	0.15 U	0.15 U	0.15 U	0.15 U	0.15 U	0.15 U
CHLORODIBROMOMETHANE	0.18 U	0.18 U	0.18 U	0.18 U	0.18 U	0.18 U	0.18 U
CHLOROETHANE	0.29 U	0.29 U	0.29 U	0.29 U	0.29 U	0.29 U	0.29 U
CHLOROFORM	0.16 U	0.16 U	0.16 U	0.16 U	0.16 U	0.16 U	0.16 U
CHLOROMETHANE	0.3 U	0.3 U	0.3 U	0.3 U	0.3 U	0.3 U	0.3 U
CIS-1,2-DICHLOROETHENE	0.5 J	0.17 U	0.17 U	0.26 J	0.81 J	0.29 J	0.24 J
CIS-1,3-DICHLOROPROPENE	0.14 U	0.14 U	0.14 U	0.14 U	0.14 U	0.14 U	0.14 U
DIBROMOMETHANE	0.28 U	0.28 U	0.28 U	0.28 U	0.28 U	0.28 U	0.28 U
DICHLORODIFLUOROMETHANE	0.31 U	0.31 U	0.31 U	0.31 U	0.31 U	0.31 U	0.31 U
DIISOPROPYL ETHER	1.5 U	1.5 U	1.5 U	1.5 U	1.5 U	1.5 U	1.5 U
ETHYL TERT-BUTYL ETHER	0.11 U	0.11 U	0.11 U	0.11 U	0.11 U	0.11 U	0.11 U
ETHYLBENZENE	0.17 U	0.17 U	0.17 U	0.17 U	0.17 U	0.17 U	0.17 U
HEXACHLOROBUTADIENE	0.3 U	0.3 U	0.3 U	0.3 U	0.3 U	0.3 U	0.3 U
ISOPROPYLBENZENE	0.13 U	0.13 U	0.13 U	0.13 U	0.13 U	0.13 U	0.13 U
M+P-XYLENES	0.24 U	0.24 U	0.24 U	0.24 U	0.24 U	0.24 U	0.24 U
METHYL TERT-BUTYL ETHER	0.17 U	0.17 U	0.17 U	0.17 U	0.17 U	0.17 U	0.17 U
METHYLENE CHLORIDE	0.33 U	0.33 U	0.33 U	0.33 U	0.33 U	0.33 U	0.33 U
NAPHTHALENE	0.24 U	0.24 U	0.24 U	0.24 U	0.24 U	0.24 U	0.24 U
N-BUTYLBENZENE	0.12 U	0.12 U	0.12 U	0.12 U	0.12 U	0.12 U	0.12 U
N-PROPYLBENZENE	0.14 U	0.14 U	0.14 U	0.14 U	0.14 U	0.14 U	0.14 U

TABLE C-2
ANALYTICAL RESULTS FOR SURFACE WATER SAMPLES - AUGUST 2011 LOW TIDE
LOCKHEED MARTIN, MARTIN STATE AIRPORT, MIDDLE RIVER, MARYLAND

SAMPLE ID:	MSA-SW41B-3-081611-LT	MSA-SW41C-1-081611-LT	MSA-SW41C-2-081611-LT	MSA-SW41C-3-081611-LT	MSA-SW42A-1-081611-LT	MSA-SW42B-1-081611-LT	MSA-SW42B-3-081611-LT
LABORATORY ID:	240-2908-19	240-2914-3	240-2914-2	240-2914-1	240-2914-16	240-2914-18	240-2914-17
SAMPLE DATE:	8/16/2011	8/16/2011	8/16/2011	8/16/2011	8/16/2011	8/16/2011	8/16/2011
LOCATION:	MSA-SW41B-3	MSA-SW41C-1	MSA-SW41C-2	MSA-SW41C-3	MSA-SW42A-1	MSA-SW42B-1	MSA-SW42B-3
O-XYLENE	0.14 U	0.14 U	0.14 U	0.14 U	0.14 U	0.14 U	0.14 U
SEC-BUTYLBENZENE	0.13 U	0.13 U	0.13 U	0.13 U	0.13 U	0.13 U	0.13 U
STYRENE	0.11 U	0.11 U	0.11 U	0.11 U	0.11 U	0.11 U	0.11 U
TERT-AMYL METHYL ETHER	0.067 U	0.067 U	0.067 U	0.067 U	0.067 U	0.067 U	0.067 U
TERT-BUTYLBENZENE	0.13 U	0.13 U	0.13 U	0.13 U	0.13 U	0.13 U	0.13 U
TERTIARY-BUTYL ALCOHOL	3.9 UR	3.9 UR	3.9 UR	3.9 UR	3.9 UR	3.9 UR	3.9 UR
TETRACHLOROETHENE	0.29 U	0.29 U	0.29 U	0.29 U	0.29 U	0.29 U	0.29 U
TOLUENE	0.13 U	0.13 U	0.13 U	0.13 U	0.13 U	0.13 U	0.13 U
TOTAL XYLENES	0.28 U	0.28 U	0.28 U	0.28 U	0.28 U	0.28 U	0.28 U
TRANS-1,2-DICHLOROETHENE	0.19 U	0.19 U	0.19 U	0.19 U	0.19 U	0.19 U	0.19 U
TRANS-1,3-DICHLOROPROPENE	0.19 U	0.19 U	0.19 U	0.19 U	0.19 U	0.19 U	0.19 U
TRICHLOROETHENE	1.3	0.31 J	0.34 J	0.66 J	0.17 U	0.25 J	0.22 J
TRICHLOROFLUOROMETHANE	0.21 U	0.21 U	0.21 U	0.21 U	0.21 U	0.21 U	0.21 U
VINYL ACETATE	0.19 UR	0.19 UR	0.19 UR	0.19 UR	0.19 UR	0.19 UR	0.19 UR
VINYL CHLORIDE	0.74 J	0.22 U	0.22 U	0.31 J	2.2	0.67 J	0.61 J

TABLE C-2
ANALYTICAL RESULTS FOR SURFACE WATER SAMPLES - AUGUST 2011 LOW TIDE
LOCKHEED MARTIN, MARTIN STATE AIRPORT, MIDDLE RIVER, MARYLAND

SAMPLE ID:	MSA-SW42C-1-081611-LT	MSA-SW42C-3-081611-LT	MSA-SW42C-5-081611-LT	MSA-SW43A-1-081611-LT	MSA-SW43A-1-081611-LT-D	MSA-SW43B-1-081611-LT	MSA-SW43B-3-081611-LT
LABORATORY ID:	240-2914-21	240-2914-20	240-2914-19	240-2908-12	240-2914-22	240-2908-14	240-2908-13
SAMPLE DATE:	8/16/2011	8/16/2011	8/16/2011	8/16/2011	8/16/2011	8/16/2011	8/16/2011
LOCATION:	MSA-SW42C-1	MSA-SW42C-3	MSA-SW42C-5	MSA-SW43A-1	MSA-SW43A-1	MSA-SW43B-1	MSA-SW43B-3
VOLATILES (ug/l)							
1,1,1,2-TETRACHLOROETHANE	0.23 U	0.23 U	0.23 U	0.23 U	0.23 U	0.23 U	0.23 U
1,1,1-TRICHLOROETHANE	0.22 U	0.22 U	0.22 U	0.22 U	0.22 U	0.22 U	0.22 U
1,1,2,2-TETRACHLOROETHANE	0.18 U	0.18 U	0.18 U	0.18 U	0.18 U	0.18 U	0.18 U
1,1,2-TRICHLOROTRIFLUOROETHANE	0.28 U	0.28 U	0.28 U	0.28 U	0.28 U	0.28 U	0.28 U
1,1-DICHLOROETHANE	0.15 U	0.15 U	0.15 U	0.15 U	0.15 U	0.15 U	0.15 U
1,1-DICHLOROETHENE	0.19 U	0.19 U	0.19 U	0.19 U	0.19 U	0.19 U	0.19 U
1,1-DICHLOROPROPENE	0.13 U	0.13 U	0.13 U	0.13 U	0.13 U	0.13 U	0.13 U
1,2,3-TRICHLOROBENZENE	0.17 U	0.17 U	0.17 U	0.17 U	0.17 U	0.17 U	0.17 U
1,2,3-TRICHLOROPROPANE	0.43 U	0.43 U	0.43 U	0.43 U	0.43 U	0.43 U	0.43 U
1,2,3-TRIMETHYLBENZENE	0.0059 U	0.0059 U	0.0059 U	0.0059 U	0.0059 U	0.0059 U	0.0059 U
1,2,4-TRICHLOROBENZENE	0.15 U	0.15 U	0.15 U	0.15 U	0.15 U	0.15 U	0.15 U
1,2,4-TRIMETHYLBENZENE	0.12 U	0.12 U	0.12 U	0.12 U	0.12 U	0.12 U	0.12 U
1,2-DIBROMO-3-CHLOROPROPANE	0.67 U	0.67 U	0.67 U	0.67 U	0.67 U	0.67 U	0.67 U
1,2-DIBROMOETHANE	0.24 U	0.24 U	0.24 U	0.24 U	0.24 U	0.24 U	0.24 U
1,2-DICHLOROBENZENE	0.13 U	0.13 U	0.13 U	0.13 U	0.13 U	0.13 U	0.13 U
1,2-DICHLOROETHANE	0.22 U	0.22 U	0.22 U	0.22 U	0.22 U	0.22 U	0.22 U
1,2-DICHLOROPROPANE	0.18 U	0.18 U	0.18 U	0.18 U	0.18 U	0.18 U	0.18 U
1,3-DICHLOROBENZENE	0.14 U	0.14 U	0.14 U	0.14 U	0.14 U	0.14 U	0.14 U
1,3-DICHLOROPROPANE	0.16 U	0.16 U	0.16 U	0.16 U	0.16 U	0.16 U	0.16 U
1,4-DICHLOROBENZENE	0.13 U	0.13 U	0.13 U	0.13 U	0.13 U	0.13 U	0.13 U
2,2-DICHLOROPROPANE	0.13 U	0.13 U	0.13 U	0.13 U	0.13 U	0.13 U	0.13 U
2-BUTANONE	0.57 U	0.57 U	0.57 U	0.57 U	0.57 U	0.57 U	0.57 U
2-CHLOROETHYL VINYL ETHER	0.99 U	0.99 U	0.99 UR	0.99 U	0.99 U	0.99 U	0.99 U
2-CHLOROTOLUENE	0.11 U	0.11 U	0.11 U	0.11 U	0.11 U	0.11 U	0.11 U
2-HEXANONE	0.41 U	0.41 U	0.41 U	0.41 U	0.41 U	0.41 U	0.41 U
4-CHLOROTOLUENE	0.18 U	0.18 U	0.18 U	0.18 U	0.18 U	0.18 U	0.18 U
4-ISOPROPYLTOLUENE	0.12 U	0.12 U	0.12 U	0.12 U	0.12 U	0.12 U	0.12 U
4-METHYL-2-PENTANONE	0.32 U	0.32 U	0.32 U	0.32 U	0.32 U	0.32 U	0.32 U

TABLE C-2
ANALYTICAL RESULTS FOR SURFACE WATER SAMPLES - AUGUST 2011 LOW TIDE
LOCKHEED MARTIN, MARTIN STATE AIRPORT, MIDDLE RIVER, MARYLAND

SAMPLE ID:	MSA-SW42C-1-081611-LT	MSA-SW42C-3-081611-LT	MSA-SW42C-5-081611-LT	MSA-SW43A-1-081611-LT	MSA-SW43A-1-081611-LT-D	MSA-SW43B-1-081611-LT	MSA-SW43B-3-081611-LT
LABORATORY ID:	240-2914-21	240-2914-20	240-2914-19	240-2908-12	240-2914-22	240-2908-14	240-2908-13
SAMPLE DATE:	8/16/2011	8/16/2011	8/16/2011	8/16/2011	8/16/2011	8/16/2011	8/16/2011
LOCATION:	MSA-SW42C-1	MSA-SW42C-3	MSA-SW42C-5	MSA-SW43A-1	MSA-SW43A-1	MSA-SW43B-1	MSA-SW43B-3
ACETONE	1.1 U	1.1 U	1.1 U	1.1 U	1.1 U	1.1 U	1.1 U
BENZENE	0.13 U	0.13 U	0.13 U	0.13 U	0.13 U	0.13 U	0.13 U
BROMOBENZENE	0.13 U	0.13 U	0.13 U	0.13 U	0.13 U	0.13 U	0.13 U
BROMOCHLOROMETHANE	0.29 U	0.29 U	0.29 U	0.29 U	0.29 U	0.29 U	0.29 U
BROMODICHLOROMETHANE	0.15 U	0.15 U	0.15 U	0.15 U	0.15 U	0.15 U	0.15 U
BROMOFORM	0.64 U	0.64 U	0.64 U	0.64 U	0.64 U	0.64 U	0.64 U
BROMOMETHANE	0.41 U	0.41 U	0.41 U	0.41 U	0.41 U	0.41 U	0.41 U
CARBON DISULFIDE	0.13 U	0.13 U	0.13 U	0.13 U	0.13 U	0.13 U	0.13 U
CARBON TETRACHLORIDE	0.13 U	0.13 U	0.13 U	0.13 U	0.13 U	0.13 U	0.13 U
CHLOROBENZENE	0.15 U	0.15 U	0.15 U	0.15 U	0.15 U	0.15 U	0.15 U
CHLORODIBROMOMETHANE	0.18 U	0.18 U	0.18 U	0.18 U	0.18 U	0.18 U	0.18 U
CHLOROETHANE	0.29 U	0.29 U	0.29 U	0.29 U	0.29 U	0.29 U	0.29 U
CHLOROFORM	0.16 U	0.16 U	0.16 U	0.16 U	0.16 U	0.16 U	0.16 U
CHLOROMETHANE	0.3 U	0.3 U	0.3 U	0.3 U	0.3 U	0.3 U	0.3 U
CIS-1,2-DICHLOROETHENE	0.17 U	0.17 U	0.17 U	0.88 J	0.97 J	1	0.74 J
CIS-1,3-DICHLOROPROPENE	0.14 U	0.14 U	0.14 U	0.14 U	0.14 U	0.14 U	0.14 U
DIBROMOMETHANE	0.28 U	0.28 U	0.28 U	0.28 U	0.28 U	0.28 U	0.28 U
DICHLORODIFLUOROMETHANE	0.31 U	0.31 U	0.31 U	0.31 U	0.31 U	0.31 U	0.31 U
DIISOPROPYL ETHER	1.5 U	1.5 U	1.5 U	1.5 U	1.5 U	1.5 U	1.5 U
ETHYL TERT-BUTYL ETHER	0.11 U	0.11 U	0.11 U	0.11 U	0.11 U	0.11 U	0.11 U
ETHYLBENZENE	0.17 U	0.17 U	0.17 U	0.17 U	0.17 U	0.17 U	0.17 U
HEXACHLOROBUTADIENE	0.3 U	0.3 U	0.3 U	0.3 U	0.3 U	0.3 U	0.3 U
ISOPROPYLBENZENE	0.13 U	0.13 U	0.13 U	0.13 U	0.13 U	0.13 U	0.13 U
M+P-XYLENES	0.24 U	0.24 U	0.24 U	0.24 U	0.24 U	0.24 U	0.24 U
METHYL TERT-BUTYL ETHER	0.17 U	0.17 U	0.17 U	0.17 U	0.17 U	0.17 U	0.17 U
METHYLENE CHLORIDE	0.33 U	0.33 U	0.33 U	0.33 U	0.33 U	0.33 U	0.33 U
NAPHTHALENE	0.24 U	0.24 U	0.24 U	0.24 U	0.24 U	0.24 U	0.24 U
N-BUTYLBENZENE	0.12 U	0.12 U	0.12 U	0.12 U	0.12 U	0.12 U	0.12 U
N-PROPYLBENZENE	0.14 U	0.14 U	0.14 U	0.14 U	0.14 U	0.14 U	0.14 U

TABLE C-2
ANALYTICAL RESULTS FOR SURFACE WATER SAMPLES - AUGUST 2011 LOW TIDE
LOCKHEED MARTIN, MARTIN STATE AIRPORT, MIDDLE RIVER, MARYLAND

SAMPLE ID:	MSA-SW42C-1-081611-LT	MSA-SW42C-3-081611-LT	MSA-SW42C-5-081611-LT	MSA-SW43A-1-081611-LT	MSA-SW43A-1-081611-LT-D	MSA-SW43B-1-081611-LT	MSA-SW43B-3-081611-LT
LABORATORY ID:	240-2914-21	240-2914-20	240-2914-19	240-2908-12	240-2914-22	240-2908-14	240-2908-13
SAMPLE DATE:	8/16/2011	8/16/2011	8/16/2011	8/16/2011	8/16/2011	8/16/2011	8/16/2011
LOCATION:	MSA-SW42C-1	MSA-SW42C-3	MSA-SW42C-5	MSA-SW43A-1	MSA-SW43A-1	MSA-SW43B-1	MSA-SW43B-3
O-XYLENE	0.14 U	0.14 U	0.14 U	0.14 U	0.14 U	0.14 U	0.14 U
SEC-BUTYLBENZENE	0.13 U	0.13 U	0.13 U	0.13 U	0.13 U	0.13 U	0.13 U
STYRENE	0.11 U	0.11 U	0.11 U	0.11 U	0.11 U	0.11 U	0.11 U
TERT-AMYL METHYL ETHER	0.067 U	0.067 U	0.067 U	0.067 U	0.067 U	0.067 U	0.067 U
TERT-BUTYLBENZENE	0.13 U	0.13 U	0.13 U	0.13 U	0.13 U	0.13 U	0.13 U
TERTIARY-BUTYL ALCOHOL	3.9 UR	3.9 UR	3.9 UR	3.9 UR	3.9 UR	3.9 UR	3.9 UR
TETRACHLOROETHENE	0.29 U	0.29 U	0.29 U	0.29 U	0.29 U	0.29 U	0.29 U
TOLUENE	0.13 U	0.13 U	0.13 U	0.13 U	0.13 U	0.13 U	0.13 U
TOTAL XYLENES	0.28 U	0.28 U	0.28 U	0.28 U	0.28 U	0.28 U	0.28 U
TRANS-1,2-DICHLOROETHENE	0.19 U	0.19 U	0.19 U	0.19 U	0.19 U	0.19 U	0.19 U
TRANS-1,3-DICHLOROPROPENE	0.19 U	0.19 U	0.19 U	0.19 U	0.19 U	0.19 U	0.19 U
TRICHLOROETHENE	0.17 U	0.17 U	0.17 U	1.2	1.2	1.4	1.3
TRICHLOROFLUOROMETHANE	0.21 U	0.21 U	0.21 U	0.21 U	0.21 U	0.21 U	0.21 U
VINYL ACETATE	0.19 UR	0.19 UR	0.19 UR	0.19 UR	0.19 UR	0.19 UR	0.19 UR
VINYL CHLORIDE	0.22 U	0.22 U	0.22 U	0.34 J	0.22 U	0.72 J	0.65 J

TABLE C-2
ANALYTICAL RESULTS FOR SURFACE WATER SAMPLES - AUGUST 2011 LOW TIDE
LOCKHEED MARTIN, MARTIN STATE AIRPORT, MIDDLE RIVER, MARYLAND

SAMPLE ID:	MSA-SW43C-1-081611-LT	MSA-SW43C-2-081611-LT	MSA-SW43C-4-081611-LT
LABORATORY ID:	240-2908-17	240-2908-16	240-2908-15
SAMPLE DATE:	8/16/2011	8/16/2011	8/16/2011
LOCATION:	MSA-SW43C-1	MSA-SW43C-2	MSA-SW43C-4
VOLATILES (ug/l)			
1,1,1,2-TETRACHLOROETHANE	0.23 U	0.23 U	0.23 U
1,1,1-TRICHLOROETHANE	0.22 U	0.22 U	0.22 U
1,1,2,2-TETRACHLOROETHANE	0.18 U	0.18 U	0.18 U
1,1,2-TRICHLOROTRIFLUOROETHANE	0.28 U	0.28 U	0.28 U
1,1-DICHLOROETHANE	0.15 U	0.15 U	0.15 U
1,1-DICHLOROETHENE	0.19 U	0.19 U	0.19 U
1,1-DICHLOROPROPENE	0.13 U	0.13 U	0.13 U
1,2,3-TRICHLOROBENZENE	0.17 U	0.17 U	0.17 U
1,2,3-TRICHLOROPROPANE	0.43 U	0.43 U	0.43 U
1,2,3-TRIMETHYLBENZENE	0.0059 U	0.0059 U	0.0059 U
1,2,4-TRICHLOROBENZENE	0.15 U	0.15 U	0.15 U
1,2,4-TRIMETHYLBENZENE	0.12 U	0.12 U	0.12 U
1,2-DIBROMO-3-CHLOROPROPANE	0.67 U	0.67 U	0.67 U
1,2-DIBROMOETHANE	0.24 U	0.24 U	0.24 U
1,2-DICHLOROBENZENE	0.13 U	0.13 U	0.13 U
1,2-DICHLOROETHANE	0.22 U	0.22 U	0.22 U
1,2-DICHLOROPROPANE	0.18 U	0.18 U	0.18 U
1,3-DICHLOROBENZENE	0.14 U	0.14 U	0.14 U
1,3-DICHLOROPROPANE	0.16 U	0.16 U	0.16 U
1,4-DICHLOROBENZENE	0.13 U	0.13 U	0.13 U
2,2-DICHLOROPROPANE	0.13 U	0.13 U	0.13 U
2-BUTANONE	0.57 U	0.57 U	0.57 U
2-CHLOROETHYL VINYL ETHER	0.99 U	0.99 U	0.99 U
2-CHLOROTOLUENE	0.11 U	0.11 U	0.11 U
2-HEXANONE	0.41 U	0.41 U	0.41 U
4-CHLOROTOLUENE	0.18 U	0.18 U	0.18 U
4-ISOPROPYLTOLUENE	0.12 U	0.12 U	0.12 U
4-METHYL-2-PENTANONE	0.32 U	0.32 U	0.32 U

TABLE C-2
ANALYTICAL RESULTS FOR SURFACE WATER SAMPLES - AUGUST 2011 LOW TIDE
LOCKHEED MARTIN, MARTIN STATE AIRPORT, MIDDLE RIVER, MARYLAND

SAMPLE ID:	MSA-SW43C-1-081611-LT	MSA-SW43C-2-081611-LT	MSA-SW43C-4-081611-LT
LABORATORY ID:	240-2908-17	240-2908-16	240-2908-15
SAMPLE DATE:	8/16/2011	8/16/2011	8/16/2011
LOCATION:	MSA-SW43C-1	MSA-SW43C-2	MSA-SW43C-4
ACETONE	1.1 U	1.1 U	1.1 U
BENZENE	0.13 U	0.13 U	0.13 U
BROMOBENZENE	0.13 U	0.13 U	0.13 U
BROMOCHLOROMETHANE	0.29 U	0.29 U	0.29 U
BROMODICHLOROMETHANE	0.15 U	0.15 U	0.15 U
BROMOFORM	0.64 U	0.64 U	0.64 U
BROMOMETHANE	0.41 U	0.41 U	0.41 U
CARBON DISULFIDE	0.13 U	0.13 U	0.13 U
CARBON TETRACHLORIDE	0.13 U	0.13 U	0.13 U
CHLOROBENZENE	0.15 U	0.15 U	0.15 U
CHLORODIBROMOMETHANE	0.18 U	0.18 U	0.18 U
CHLOROETHANE	0.29 U	0.29 U	0.29 U
CHLOROFORM	0.16 U	0.16 U	0.16 U
CHLOROMETHANE	0.3 U	0.3 U	0.3 U
CIS-1,2-DICHLOROETHENE	0.17 U	0.17 U	0.17 U
CIS-1,3-DICHLOROPROPENE	0.14 U	0.14 U	0.14 U
DIBROMOMETHANE	0.28 U	0.28 U	0.28 U
DICHLORODIFLUOROMETHANE	0.31 U	0.31 U	0.31 U
DIISOPROPYL ETHER	1.5 U	1.5 U	1.5 U
ETHYL TERT-BUTYL ETHER	0.11 U	0.11 U	0.11 U
ETHYLBENZENE	0.17 U	0.17 U	0.17 U
HEXACHLOROBUTADIENE	0.3 U	0.3 U	0.3 U
ISOPROPYLBENZENE	0.13 U	0.13 U	0.13 U
M+P-XYLENES	0.24 U	0.24 U	0.24 U
METHYL TERT-BUTYL ETHER	0.17 U	0.17 U	0.17 U
METHYLENE CHLORIDE	0.33 U	0.33 U	0.33 U
NAPHTHALENE	0.24 U	0.24 U	0.24 U
N-BUTYLBENZENE	0.12 U	0.12 U	0.12 U
N-PROPYLBENZENE	0.14 U	0.14 U	0.14 U

TABLE C-2
ANALYTICAL RESULTS FOR SURFACE WATER SAMPLES - AUGUST 2011 LOW TIDE
LOCKHEED MARTIN, MARTIN STATE AIRPORT, MIDDLE RIVER, MARYLAND

SAMPLE ID:	MSA-SW43C-1-081611-LT	MSA-SW43C-2-081611-LT	MSA-SW43C-4-081611-LT
LABORATORY ID:	240-2908-17	240-2908-16	240-2908-15
SAMPLE DATE:	8/16/2011	8/16/2011	8/16/2011
LOCATION:	MSA-SW43C-1	MSA-SW43C-2	MSA-SW43C-4
O-XYLENE	0.14 U	0.14 U	0.14 U
SEC-BUTYLBENZENE	0.13 U	0.13 U	0.13 U
STYRENE	0.11 U	0.11 U	0.11 U
TERT-AMYL METHYL ETHER	0.067 U	0.067 U	0.067 U
TERT-BUTYLBENZENE	0.13 U	0.13 U	0.13 U
TERTIARY-BUTYL ALCOHOL	3.9 UR	3.9 UR	3.9 UR
TETRACHLOROETHENE	0.29 U	0.29 U	0.29 U
TOLUENE	0.13 U	0.18 J	0.24 J
TOTAL XYLENES	0.28 U	0.28 U	0.28 U
TRANS-1,2-DICHLOROETHENE	0.19 U	0.19 U	0.19 U
TRANS-1,3-DICHLOROPROPENE	0.19 U	0.19 U	0.19 U
TRICHLOROETHENE	0.8 J	0.77 J	0.75 J
TRICHLOROFLUOROMETHANE	0.21 U	0.21 U	0.21 U
VINYL ACETATE	0.19 UR	0.19 UR	0.19 UR
VINYL CHLORIDE	0.22 U	0.31 J	0.22 U

U - Not detected.

UL - Nondetected value is considered biased low due to technical noncompliance.

UR - Nondeteced value is rejected due to technical noncompliance.

J - Positive result is considered estimated as a result of technical noncompliance.

ug/l - micrograms per liter.