Compass Rose Area
Soil Investigation Report
Martin State Airport
701 Wilson Point Road
Middle River, Maryland

Prepared for:

Lockheed Martin Corporation

Prepared by:

Tetra Tech, Inc.

May 2012

Michael Martin, P.G.
Regional Manager

Dev Murali, P.G.
Project Manager

TABLE OF CONTENTS

Section **Page**

ACRONYMS ..... **v**

1 INTRODUCTION **1-1**

2 SITE BACKGROUND **2-1**

2.1 SITE DESCRIPTION 2-1

2.1.1 Location 2-1

2.1.2 History 2-1

2.1.3 Current Conditions 2-2

2.1.4 Land Use 2-3

2.1.5 Climate 2-3

2.1.6 Physiography 2-4

2.1.7 Topography 2-4

2.1.8 Surface Water Hydrology 2-5

2.1.9 Regional Geology and Hydrogeology 2-6

2.1.10 Vicinity Subsurface Conditions 2-6

2.2 PREVIOUS INVESTIGATIONS 2-7

2.2.1 Preliminary Assessment 2-7

2.2.2 Drum Discovery 2-7

2.2.3 Frog Mortar Creek Surface-Water and Sediment Sampling (1997) 2-8

2.2.4 Groundwater Monitoring Well Sampling 2-8

2.2.5 Remedial Investigation 2-9

2.2.6 Off-Site Piezometer Installation 2-9

2.2.7 Supplemental Design Characterization Investigation 2-10

2.3 AREAS OF CONCERN IDENTIFIED IN PREVIOUS INVESTIGATIONS 2-12

3 INVESTIGATION APPROACH AND METHODOLOGY **3-1**

3.1 MOBILIZATION/DEMOBILIZATION 3-1

3.2 SITE ACCESS, PERMITS, AND UTILITY CLEARANCE 3-2

TABLE OF CONTENTS (CONTINUED)

Section **Page**

3.3 FIELD METHODOLOGY 3-3
3.3.1 Test Pits 3-3
3.3.2 General Sampling Procedures, Nomenclature, and Handling 3-5
3.3.3 Equipment Decontamination 3-6
3.3.4 Waste Management 3-6
3.3.5 Site Restoration 3-7
3.4 DATA MANAGEMENT 3-7
3.4.1 Data Tracking and Control 3-7
3.4.2 Data Verification 3-8
3.4.3 Project Data Compilation 3-8
3.4.4 Geographical Information System 3-8
3.4.5 Data Validation 3-8

4 RESULTS 4-1

4.1 SUBSURFACE LITHOLOGY AND OBSERVATIONS 4-1
4.2 SOIL SAMPLING RESULTS 4-1
4.2.1 VOCs 4-2
4.2.2 SVOCs 4-3
4.2.3 Metals 4-3
4.2.4 PCBs 4-4
4.2.5 Total Petroleum Hydrocarbons 4-4

5 SUMMARY AND RECOMMENDATIONS 5-1

5.1 SUMMARY 5-1
5.2 FINDINGS AND RECOMMENDATIONS 5-1

6 REFERENCES 6-1

APPENDICES

APPENDIX A—PERMITS, MISS UTILITY CLEARANCE, AND UTILITY CLEARANCE REPORT

APPENDIX B—TEST PIT LOGS AND SAMPLE RECORD SHEETS

APPENDIX C—INVESTIGATION-DERIVED-WASTE DOCUMENTATION

APPENDIX D—DATA-VALIDATION REPORTS

APPENDIX E—CHEMICAL DATA TABLES

LIST OF FIGURES

Page

Figure 1-1 Site Location Map 1-3

Figure 2-1 Compass Rose Area Map 2-13

Figure 2-2 Compass Rose Area Geophysical Anomalies, 2010 2-14

Figure 3-1 Test Pit Location Map, June 2011 3-11

LIST OF TABLES

Page

Table 3-1 Test Pit Summary and Rationales 3-10

Table 4-1 Test Pit Summaries and Photographs 4-5

Table 4-2 Summary of Positive Results, Compass Rose—Test Pit Soil Samples, June 2011 4-9

ACRONYMS

AMTRAK	American Track (National Railroad Passenger Corporation)
ATC	anticipated typical concentration
BWI	Baltimore/Washington International Airport
c-1,2-DCE	cis-1,2-dichloroethene
Coastal Plain	Coastal Plain physiographic province
COC	chain of custody
cVOC	chlorinated volatile organic compound
DRA	Dump Road Area
DRO	diesel-range organics
EESH	Energy, Environment, Safety, and Health
EGIS	environmental geographic information system
EM	electromagnetic
Enviroscan	Enviroscan, Inc.
ERA	Environmental Resource Associates
ft/day	feet per day
GIS	geographic information systems
GPR	ground-penetrating radar
GPS	global positioning system
GRO	gasoline-range organics
Handex	Handex Environmental Management
HASP	health and safety plan
HHRA	human health risk assessment
IDW	investigation-derived waste
Lockheed Martin	Lockheed Martin Corporation
MAA	Maryland Aviation Administration
MCL	maximum contaminant level
MDANG	Maryland Air National Guard
MDE	Maryland Department of the Environment
MDOT	Maryland Department of Transportation
MES	Maryland Environmental Service
µg/kg	microgram per kilogram
mg/kg	milligrams per kilogram (i.e., parts per million)

MRC	Middle River Complex
MSA	Martin State Airport
msl	mean sea level
NAVD88	North American Vertical Datum of 1988
NPDES	National Pollutant Discharge Elimination System
PA	preliminary assessment
PAH	polycyclic aromatic-hydrocarbon
PCB	polychlorinated biphenyl
PDF	portable document file
PID	photoionization detector
PM	project manager
PPE	personal protective equipment
RI	remedial investigation
SVOC	semivolatile organic compounds
TB	trip blanks
TCE	trichloroethene
Tetra Tech	Tetra Tech, Inc.
TPH	total petroleum hydrocarbons
USACE	United States Army Corps of Engineers
USDOT	U.S. Department of Transportation
USEPA	U.S. Environmental Protection Agency
VC	vinyl chloride
VOC	volatile organic compounds

Section 1
Introduction

On behalf of Lockheed Martin Corporation (Lockheed Martin), Tetra Tech, Inc. (Tetra Tech) has prepared this report to document both an additional site investigation as part of the Dump Road Area remedial investigation (RI; Tetra Tech, 2010b) and the supplemental investigation (Tetra Tech, 2010c) at the Martin State Airport (MSA) in Middle River, Maryland. The site referred to as the Dump Road Area (DRA) is along the northeast side of the runway at Martin State Airport. The Compass Rose Area lies to the southeast of the Dump Road Area, between Taxiway Tango and Frog Mortar Creek. The Compass Rose Area includes a wooded area abutting the south side of the Dump Road Area, a tidal wetland area south of that, and the airport Compass Rose feature on the south side of the wetland. The locations of Martin State Airport, the Dump Road Area, and the Compass Rose Area are shown in Figure 1-1.

The additional investigation described herein provides additional data, via surface and subsurface exploration and testing, to assess whether waste has been disposed of in the Compass Rose Area. This investigation will also assess the nature (e.g., mineral content) of soils in the area to discover whether these minerals may have contributed to geophysical survey anomalies found there. This study seeks to evaluate more definitively the geophysical survey findings of the 2010 Dump Road supplemental design investigation (Tetra Tech, 2010d), which indicated that some areas near the Compass Rose Area exhibit anomalous electromagnetic (EM) responses.

The objectives of this investigation are to:

- assess whether the geophysical anomalies detected in the subsurface soils of the Compass Rose Area during a 2010 geophysical survey are due to either:
  - historical waste disposal in this area

    or
  - soils containing high mineral levels
- characterize chemicals in Compass Rose Area soils

- determine if further investigation in the subject area is warranted

The following activities were completed as part of this investigation:

- obtained utility clearances and associated permits for intrusive investigations from Martin State Airport and Maryland Aviation Administration (MAA)
- excavated four test pits at previously identified geophysical anomalies to physically assess subsurface conditions and collect soil samples for chemical analyses
- collected, stored, and characterized investigation-derived waste (IDW) and disposed of it at an off-site, Lockheed Martin-approved treatment or disposal facility
- performed laboratory chemical analyses and chemical data-validation on test-pit soil samples
- evaluated environmental sampling data

This report is organized as follows:

Section 2—Site Background: Briefly describes the site's history, current conditions, and previous investigations.

Section 3—Investigation Approach and Methodology: Presents the technical approach to the investigation and describes the field methodologies used.

Section 4—Investigation Results: Presents and discusses the results of the field program.

Section 5—Summary and Recommendations: Summarizes the investigation program and findings, and provides recommendations for further investigation.

Section 6—References: Cites references used to compile the report.

Map Document: (K:\GProject\MartinStateAirport-LMC\MapDocs\MXD\Maps\MSA Location Map_080310.mxd)
8/3/2010 -- 2:33:29 PM

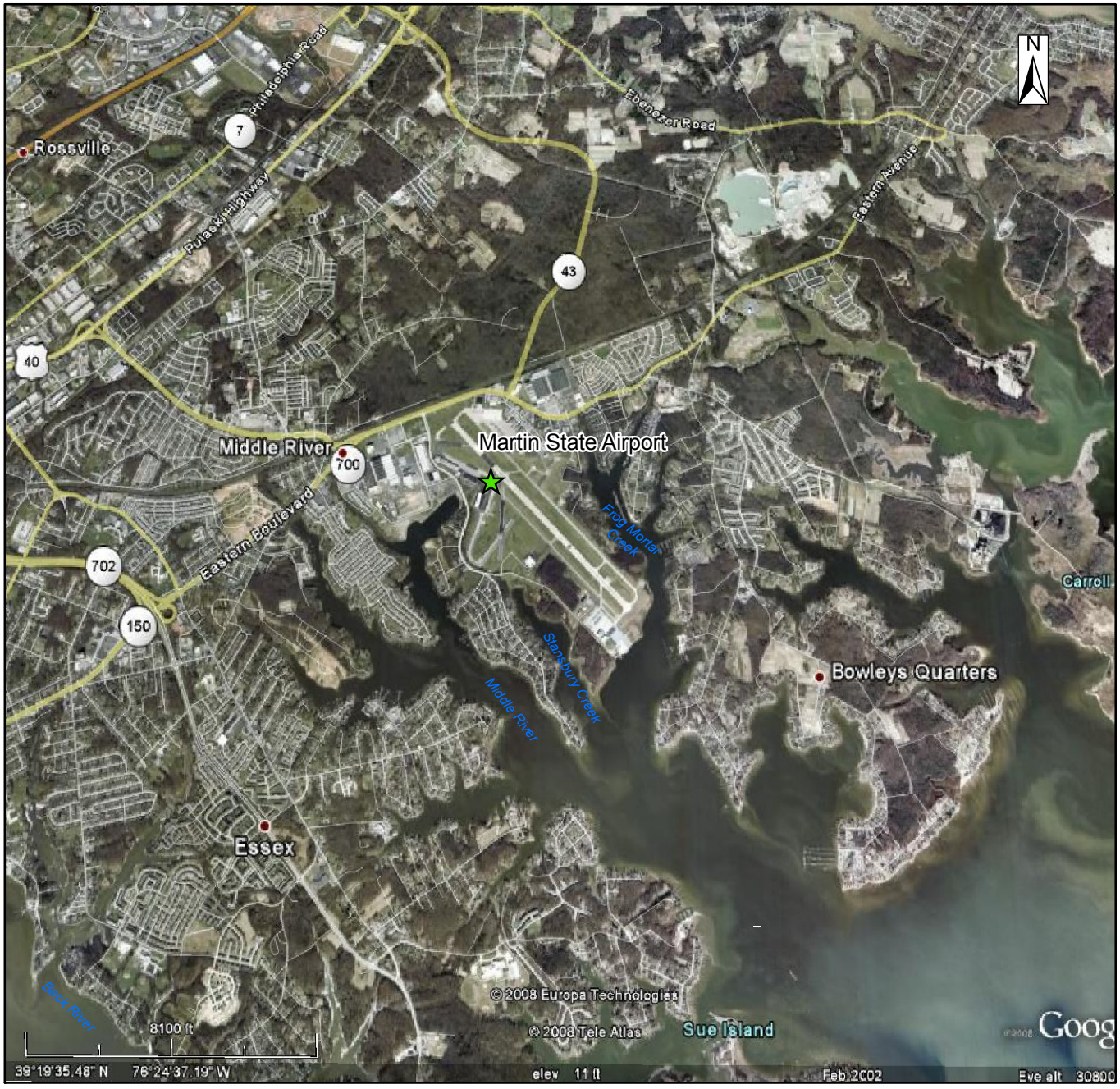

Source: Google Earth Pro, 2008

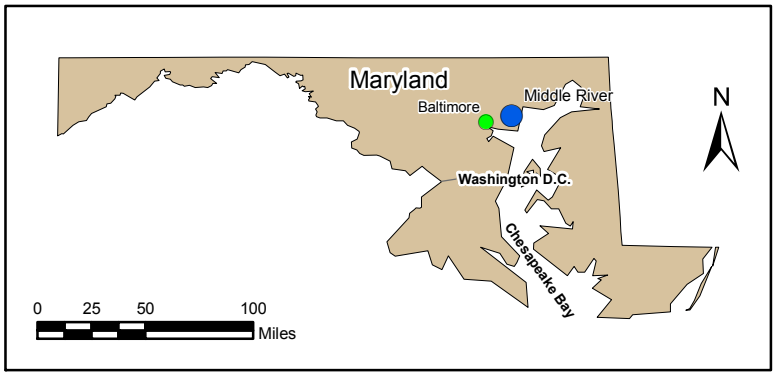

Figure 1-1

Martin State Airport Location Map

Lockheed Martin, Martin State Airport
Middle River, Maryland

DATE MODIFIED:	8/03/10	CREATED BY:	MP

Tetra Tech, Inc.

Section 2
Site Background

2.1 SITE DESCRIPTION

2.1.1 Location

Martin State Airport (MSA) is at 701 Wilson Point Road in Middle River, Maryland, and is bounded by Frog Mortar Creek to the east and Stansbury Creek to the west (see Figure 1-1). Both creeks are tidal tributaries of the Chesapeake Bay and join at the south side of the airport. The area under investigation, referred to herein as the Compass Rose Area, is east and southeast of the Dump Road Area (DRA) and lies between Taxiway Tango and Frog Mortar Creek. The site consists mostly of heavily wooded areas, mowed grass, and tidal wetlands.

Although the DRA has been investigated since the 1990s, Lockheed Martin Corporation (Lockheed Martin) recently apportioned the MSA site into five specific designations (the DRA, Frog Mortar Creek, Strawberry Point, Greater Strawberry Point, and the Main Terminal Area) to better distinguish among the areas under investigation. The DRA has since been divided into the Compass Rose, Runway, and Taxiway Tango Areas to further classify the specific areas investigated within this portion of the MSA. The Compass Rose Area addressed in this investigation is illustrated in Figure 2-1.

2.1.2 History

The current MSA property was part of the Glenn L. Martin Company's original 1,260-acre property, which previously included the areas at MSA and the manufacturing portion of the facility now known as Lockheed Martin's Middle River Complex (MRC). In the spring and summer of 1929, the Glenn L. Martin Company purchased six parcels of land from private landowners. During the 1940s and 1950s, nine additional parcels were acquired from private landowners, which comprise the current areas of MSA and the MRC.

In 1932, the B-10 bomber was one of the first aircraft produced at the Glenn L. Martin Company Baltimore facility. Three runways, Hangars 1 through 3, and the airport administration building

were built in 1939 and 1940. Hangars 4 through 6 and the Strawberry Point Hangar were completed in 1940 and 1941, respectively. After World War II, commercial transports and jet aircraft were produced at the facility.

In July 1955, the Maryland Air National Guard (MDANG) 104th Tactical Fighter Group began leasing property from the Glenn L. Martin Company. On April 1, 1960, the 135th Tactical Airlift, previously based in Baltimore, was transferred to MSA. By October 1962, the 104th Tactical Fighter Group had been reorganized and redesignated the 175th Tactical Fighter Group.

The Glenn L. Martin Company consolidated with American Marietta Corporation in September 1961 to form Martin Marietta Corporation. On September 20, 1975, the Maryland Aviation Administration (MAA) purchased 747 acres that are now used as the airfield; 175 acres in the northeastern portion are now leased to MDANG. The DRA was first identified in July 1991, when, during trenching to install an electrical cable, the MAA encountered four drums adjacent to Taxiway Tango. The discovery prompted investigation of the surrounding area for potential contaminant impacts to soil and groundwater, as required by the Maryland Department of the Environment (MDE) in January 6, 1992 and January 14, 1997 letters to MAA (MDE, 1992 and 1997). In 1996, Lockheed Corporation and Martin Marietta merged to form Lockheed Martin Corporation. Lockheed Martin occupies 338 acres of the original 1,260 acres at the MRC, located northwest of the airport, and is currently conducting environmental investigations and remediation at MSA and the MRC.

2.1.3 Current Conditions

MAA currently operates MSA on behalf of the Maryland Department of Transportation (MDOT). MSA has an administration building (Main Terminal building), aircraft hangars, a 7,000-foot long runway, several taxiways, and the Strawberry Point (Maryland State Police) Hangar. MAA manages more than 130,000 square feet of heated hangar space and 190 smaller aircraft T-hangars. The southwestern portion of MSA contains numerous aboveground fuel storage tanks for Jet A and Avgas 100LL fuels. MSA is also home to more than 20 commercial tenants providing fuels and lubricants, helicopter avionics repair, and flight instruction, in addition to hosting Baltimore County Police aviation and marine units and the Glenn L. Martin museum (MAA, 2009).

MDANG currently occupies 175 acres of land in the northeastern portion of MSA. In 1957, the 104th Fighter Squadron at Harbor Field in Baltimore relocated to MSA, where the longer runways necessary to support jet operations were available. A second air group headquarters was added in 1962, when the 175th Tactical Fighter Group was established in October. The 104th Tactical Fighter Squadron, which had previously operated as an independent squadron, became a part of the new group.

2.1.4 Land Use

MSA is generally characterized as a moderately developed tract in a largely urbanized, moderate density, populated setting. Land use surrounding MSA is, to a significant degree, a combination of mixed suburban, industrial, and commercial, lightly-to-moderately developed tracts and woodland tracts. The northern boundary of MSA is bordered by Eastern Boulevard (Maryland Route 150) and National Railroad Passenger Corporation (AMTRAK) railroad lines. Undeveloped woodland tracts and low-density residential properties are north of MSA and the AMTRAK line.

The MSA's eastern, southern, and western boundaries are bordered by Frog Mortar Creek and Stansbury Creek. Lockheed Martin's MRC, which currently assembles military launch electronics and aircraft parts, lies along MSA's northwestern boundary. Low-to-medium density residential and light-commercial land uses (e.g., shopping centers, convenience stores, restaurants, etc.) lie beyond the creeks east, south, and west of MSA. Farther east and west from MSA are the high-density residential communities of Bengies Corner and Hawthorne Park. The town of Middle River is approximately 1.5 miles northwest of MSA.

2.1.5 Climate

The climate at MSA is characterized as humid temperate, with hot humid summers and relatively mild winters. The Middle River, Maryland area receives an average of 42 inches of precipitation annually, distributed evenly throughout the year. Rainfall normally occurs in the summer as showers and thunderstorms. In winter, precipitation is typically light to heavy rainfall or snow. Tropical storms in late summer and fall, and occluded meso-scale frontal systems (i.e., coastal low pressure systems) in winter and spring occasionally provide short-term above average precipitation.

2.1.6 Physiography

MSA is in the western shore of the Coastal Plain physiographic province (Coastal Plain). The Coastal Plain consists of sediments composed of alluvium from the Pleistocene Epoch and the Potomac Group from the Cretaceous Period. Coastal Plain sediments begin at the Fall Line and follow a regional dip to the southeast at approximately 110 feet per mile (Hansen and Edwards, 1986). The Fall Line is the division between the Piedmont and Atlantic Coastal physiographic provinces. Its name refers to an imaginary line connecting waterfalls or changes in stream flow between the hard-rock upland areas of the Piedmont and the soft-sediment lowland areas of the Coastal Plain. The Coastal Plain is generally characterized by low topographic relief. However, steep embankments and hills are found along stream channels, rivers, and Chesapeake Bay.

2.1.7 Topography

A topographic survey conducted in 2010 (Tetra Tech, 2010a, 2010c) found that most of the MSA's land surface is generally flat to gently sloping in the areas of the runway, taxiways, and surrounding support operations. The runway forms a northwest–southeast trending topographic ridge, or drainage divide, at MSA that slopes gently from the northwest end to the southeast end. Runway elevations range from slightly more than 20 feet above mean sea level (msl) at the northern end of the runway to slightly more than 10 feet above msl at the southern end of the runway. The land slopes away from the runway toward Frog Mortar Creek to the northeast and Stansbury Creek to the southwest. Land surface elevation at the Frog Mortar Creek shoreline is at msl.

The DRA is northeast of the runway. Site topography ranges from flat to gently sloping to the northeast towards Frog Mortar Creek. In the southeastern portion of the site, land elevations are approximately 20 feet above msl at a mounded area near the embankment near Frog Mortar Creek. Comprised of fill placed there as part of airport construction, the steep embankment runs along the Frog Mortar Creek shoreline and through the northern edge of the wetlands. The elevation of the top of the embankment ranges from approximately 10 feet above msl at the northern portion of the DRA to approximately 20 feet above msl in the southern portion. The topography is flat to gently sloping near a large lobate region between the wetlands and the DRA.

2.1.8 Surface Water Hydrology

The eastern, southern, and western boundaries of MSA are bordered by Frog Mortar Creek and Stansbury Creek, which are wide, brackish tidal tributaries of the middle Chesapeake Bay. Surface water runoff from MSA enters these creeks via localized gullies in the eastern and western undeveloped portions of the site, or via storm sewers that drain the airport runway, taxiways, and developed portions of the facility. MSA encompasses 47 drainage areas in three watersheds, forming a total drainage area of 700 acres (MAA, 2008). The airport drainage areas range from seven to more than 170 acres.

In the DRA, six drainage areas drain the runway, taxiways, and wooded areas and discharge to Frog Mortar Creek on the east side of MSA. Two small ponds and wetlands are in the DRA, and a storm-water-management pond is near the Fire Pump House in the western portion of MSA. There is no discernible surface water channel from Ponds 1 and 2 and their surrounding wetlands draining to Frog Mortar Creek. The storm water pond near the Fire Pump House discharges to the upper reaches of the Stansbury Creek tidal area.

The MSA storm-water outfalls are monitored monthly to ensure that no oily discharges to surface water occur. Secondary containment drains are also routinely inspected and emptied of storm water. All storm water runoff originating from MSA discharges to outfall areas, as specified in the facility's General National Pollutant Discharge Elimination System (NPDES) permit no. MDR 05501, General Discharge Permit No. 05-SF-5501. The permit has an effective date of November 12, 2004 and expiration date of November 12, 2009. However, the current permit remains in effect because the MDE has administratively extended it until they issue a new general permit.

The site's general industrial permit has no monitoring requirements. However, limited monitoring is performed as part of the Municipal Separate Storm Sewer System permit required for the Illicit Discharge Detection and Elimination program. This limited monitoring includes laboratory analysis for ammonia, dissolved oxygen, surfactants, fecal coliform, potassium, water temperature, conductivity, pH, and fluoride concentrations in monitored outfalls during annual inspections. Visual inspections are routinely performed and annual reports are submitted to MDE.

2.1.9 Regional Geology and Hydrogeology

MSA is in the western shore of the Coastal Plain. Regional and local studies (Vroblesky and Fleck, 1991; Chapelle, 1985) indicate that the MSA facility lies on the Patapsco Formation. This formation consists of complex and interbedded mixtures of gray, brown, and red sands, silts, and clays originating from sediment deposition in a low coastal plain traversed by low-gradient meandering streams. Below the Patapsco Formation lies a regionally extensive, thick, clay confining-unit known as the Arundel Formation. It is a massive and probably impermeable unit underlying the site and surrounding area.

The Arundel Formation outcrops northwest of the site and dips and thickens to the southeast. The Arundel Formation extends as far east as Cambridge, Maryland, where it is more than 600 feet thick. Regional lithologic information indicates that the Arundel Formation at MSA may be up to 150 feet thick (Vroblesky and Fleck, 1991; Chapelle, 1985). It probably acts as an impermeable barrier to the downward movement of any constituents found in the surficial aquifer. The base of the Arundel Formation (i.e., the top surface of the deeper Patuxent Formation) is approximately 225 feet below msl near MSA (Vroblesky and Fleck, 1991; Chapelle, 1985). Therefore, the depth to the base of the Arundel Formation may range from 235–255 feet below grade at MSA.

Below the Arundel Formation is the Patuxent Formation. The Patuxent Formation is a multi-aquifer unit due to various interbedded sand and silt/clay layers and the rapid changes of deposited material types over short distances. Permeable, sand-rich units range from bounded sand sheets to isolated sand bodies (Glaser, 1969). In the MSA area, potentiometric maps of the Patuxent Formation indicate that groundwater flows to the south and southwest in response to industrial wells withdrawing water southwest and west of the site (Chapelle, 1985 and Curtin, 2006).

2.1.10 Vicinity Subsurface Conditions

Numerous shallow and deep soil borings have been advanced in the DRA to collect soil samples for subsurface lithologic information as part of an extensive, ongoing, subsurface investigation. Synoptic water levels, single-well permeability tests, and pumping tests have been conducted to characterize the subsurface hydraulic conditions at the DRA. Early studies at the DRA indicated that the subsurface hydrogeology is comprised of a surficial aquifer (i.e., the Patapsco Formation) containing highly heterogeneous mixtures of unconsolidated sand, silt, gravel sand

mixtures, and clay. A layer of fill, consisting of heterogeneous sand, silt, and clay, overlies these native sediments. For data evaluation and correlation, the surficial aquifer was divided into the upper, intermediate, and lower surficial-aquifer zones. The lower surficial-aquifer zone is encountered up to approximately 45 to 73 feet below msl and overlies at least several feet of stiff, dense clay (i.e., the Arundel Formation).

A deep groundwater study investigated the lithology beneath lower surficial-aquifer in the DRA (Tetra Tech, 2009). Lithologic data from four deep wells indicate six to 40 feet of clay beneath the lower surficial-aquifer. Deep-well logs also indicate alternating sand and silt aquifers and clay aquitards beneath the lower surficial-aquifer. These sandy units are referred to as the deep confined-aquifer zones.

2.2 PREVIOUS INVESTIGATIONS

The following discussion presents the investigative history of the DRA. The Compass Rose Area was first evaluated during a 2010 geophysical investigation as part of the supplemental characterization of the southern periphery of the landfilled area.

2.2.1 Preliminary Assessment

Numerous environmental investigations of the DRA have been conducted at MSA. The first was a preliminary assessment (PA) MDE conducted in 1989. It identified areas of concern near disposal pits used by the Glenn L. Martin Aircraft Company. During the 1930s through 1950s, the Glenn L. Martin Aircraft Company reportedly used a sand pit under the current Taxiway Tango to dump spent battery acid, acid-type strippers, and other acidic solutions, in addition to dredge spoils and construction debris (MAA, 2009). In 1956, a second pit was constructed closer to Frog Mortar Creek, and the first pit was filled during construction of Taxiway Tango. These areas came under federal Resource Conservation and Recovery Act regulations at the time of the PA. The U.S. Environmental Protection Agency (USEPA) found no signs of waste disposal and the site was classified as No Further Remedial Action Planned (MAA, 2007).

2.2.2 Drum Discovery

In July 1991, four drums were uncovered during installation of underground electric cables adjacent to Taxiway Tango. These drums contained dried zinc-chromate paint and were removed

by MAA. A subsequent file review by MDANG produced a map and soil profiles of the area that were prepared in 1956 by the United States Army Corps of Engineers (USACE). The soil profiles indicated an area of fill and trash approximately 900 feet long and five-feet deep underlying Taxiway Tango (Handex, 1992).

2.2.3 Frog Mortar Creek Surface-Water and Sediment Sampling (1997)

In late 1997, the MAA investigated possible impacts to the surface water and bottom sediments in Frog Mortar Creek, east and hydraulically downgradient (i.e., downstream) of the DRA (Apex Environmental, 1998). Six sediment and nine surface water samples were collected along three transects in Frog Mortar Creek. Surface water and sediment samples were analyzed for volatile organic compounds (VOCs), semivolatile organic compounds (SVOCs), metals, cyanide, and pH.

SVOCs and cyanide were not detected in the surface water samples. One of the VOCs detected in surface water (methylene chloride) is considered a common laboratory contaminant. Several SVOCs (primarily polycyclic aromatic-hydrocarbons [PAHs]) and metals were detected in the sediment samples. However, Apex determined that SVOC concentrations in sediment are comparable to levels found in other sediment samples collected in the Chesapeake Bay, and that they posed no public health or environmental concerns with respect to surface water or bottom-sediment quality (Apex Environmental, 1998). Several metals exceeded comparison criteria in surface water samples, and copper was detected at high concentrations in sediment samples. As stated in their memorandum dated August 20, 1998, after reviewing the surface water and sediment data, MDE concluded that exposure concentrations are within USEPA-recommended levels of risk.

2.2.4 Groundwater Monitoring Well Sampling

In 1998, Lockheed Martin took over environmental studies related to past activities at the DRA and MSA. Lockheed Martin first evaluated the DRA in March 1999. Six groundwater-monitoring wells were sampled to obtain updated chemical data on groundwater quality and elevations, and to assess groundwater flow direction at the southeast portion of MSA. The wells were surveyed to provide horizontal and vertical locations using common and consistent coordinate systems (i.e., Maryland State Plane Coordinate System and the National Geodetic Vertical Datum of 1927). The sampling confirmed trichloroethene (TCE),

cis-1,2-dichloroethene (c-1,2-DCE), and vinyl chloride (VC) in groundwater at concentrations exceeding MDE groundwater standards and USEPA maximum contaminant levels (MCLs). Groundwater-level measurements confirmed that shallow groundwater flows from the runway and taxiway area to the southeast and east, toward Frog Mortar Creek.

2.2.5 Remedial Investigation

A remedial investigation (RI) was conducted at the MSA Dump Road site from March 2000 to October 2009 to determine the nature and extent of environmental impacts in soil, groundwater, surface water, and sediment (Tetra Tech, 2010b). The RI identified specific chemical constituents and their concentrations in these environmental media using field screening techniques and fixed-laboratory analyses to provide definitive chemical data for these media. The data were used to complete a human health and risk assessment (HHRA) and ecological risk assessment to evaluate the chemical analytical results against human health and ecological criteria, respectively, and to assess the need for additional sampling for potential remedial actions or to justify no further action.

The RI identified surface and subsurface soil impacts resulting from buried fill material. The fill material consists of soil, stained soil, and debris, the latter of which is composed of concrete rubble and disposed industrial items such as batteries, decomposed drums, tires, paint cans, burnt items, sludge, buckets, glass, wood, etc. Four areas were identified as the primary source areas responsible for the impacts detected in the subject area. Petroleum-related constituents and chlorinated volatile organic compounds (cVOCs; e.g., industrial solvents) were detected at concentrations exceeding federal and state groundwater and drinking water standards.

2.2.6 Off-Site Piezometer Installation

In March 2010, six off-site piezometers were installed on two privately owned properties—3301 Edwards Lane, Bowleys Quarters, Baltimore— on a peninsula of Bowleys Quarters, east of the DRA and on the eastern shoreline of Frog Mortar Creek (Tetra Tech, Inc. [Tetra Tech], 2010c). Groundwater levels in the six piezometers and three DRA wells, as well as creek levels in Frog Mortar Creek, were monitored and recorded for one month to better understand off-site groundwater characteristics. Data were also collected regarding the extent to which the surficial aquifer at the monitoring points is tidally influenced, and the presence of vertical hydraulic

gradients and their relationship to the DRA groundwater characteristics. These data were used to model DRA groundwater. The following summarizes the off-site piezometer investigation:

- The piezometers were screened at depths of approximately five to 15 feet (shallow zone), 29–39 feet (intermediate zone) and 42–52 or 46–56 feet (deep zone) below grade. Screened intervals for the piezometers were set at elevations nearly equivalent to wells installed in the eastern portion of the DRA. Piezometer locations and casing elevations were surveyed by a Maryland-licensed surveying firm.

- The six newly installed piezometers and three DRA wells (DMW4S, DMW4I, and DMW4D) were fitted with electronic water-level data-loggers to record water-level data. Although data were collected via the piezometers and Dump Road wells, a data logger was also placed in a locked, perforated, steel standpipe installed at the adjacent 3301 Edwards Lane dock to record creek levels. A data logger that measures and records atmospheric barometric pressure was also installed in well DMW8S at the DRA site, to record barometric pressure fluctuations during the monitoring period.

- Groundwater levels, surface water levels, and barometric pressure were measured and recorded for one month from June 2 to July 6, 2010. The study results indicate that groundwater levels in the surficial aquifer are influenced by both tides and barometric pressure.

2.2.7 Supplemental Design Characterization Investigation

A supplemental investigation was conducted at the DRA of MSA in 2010 to fill data gaps and provide additional information to complete a remedial design to restore soil and groundwater (Tetra Tech, 2010c). The supplemental activities included topographic mapping, passive soil-gas sampling and analysis, synoptic and long-term groundwater level monitoring and aquifer hydraulics testing, groundwater modeling, and geophysical surveying. Results of the long-term groundwater monitoring and groundwater modeling update are in documents separate from the supplemental report. Refer to Appendix B of the Interim Remedial Action/Feasibility Study September 2010 report for the modeling results (Tetra Tech, September 2010e).

The area of the topographical survey spanned southeast of the Taxiway Tango access to the MDANG Jet Engine Test Pad, and from the eastern side of Taxiway Tango to the western shoreline of Frog Mortar Creek. The topographic survey shows that site topography ranges from flat to gently sloping to the northeast toward Frog Mortar Creek. In the northern portion of the DRA, land elevations range from approximately 11 feet above North American Vertical Datum of 1988 (NAVD88) near the runway to approximately seven feet above NAVD88 at Pond 2. Near Frog Mortar Creek, in the southeastern portion of the site, land elevations are approximately

20 feet above NAVD88 at a mounded area near the embankment. Comprised of fill placed there as part of airport construction, the steep embankment runs along the Frog Mortar Creek shoreline and through the northern edge of the wetlands. The topography is flat to gently sloping near a large lobate region between the wetlands and the DRA.

Supplemental activities also included a round of synoptic groundwater-level measurements at the DRA monitoring wells. These measurements were used to construct groundwater elevation contour maps. The results of the water level study indicate that groundwater flows northeast toward Frog Mortar Creek in the upper, intermediate, and lower surficial-aquifer zones, and northwest to southeast in the deep confined aquifer.

Slug tests were conducted on 17 wells (16 surficial-aquifer wells and one deep confined-aquifer well) in the DRA. The slug test analyses show that hydraulic conductivities for the lower surficial-aquifer wells range from 2.74 feet per day (ft/day) at MW18D to 25.5 ft/day at MW15D, with a geometric mean (excluding MW17D and MW26D, which are both set in clay) of 8.4 ft/day (arithmetic mean is 11.3 ft/day). A comparison of the 2003 and 2010 slug test results for wells DMW7I and DMW8D indicates that the solid slug and pneumatic slug test methods provide comparable results (i.e., same order of magnitude estimates).

The MSA groundwater modeling study addressed the development, calibration, and application of a groundwater flow model to develop remediation alternatives for addressing VOC and 1,4-dioxane impacts in the groundwater at MSA. The remediation alternatives were based on the primary objectives of controlling and capturing impacted groundwater to prevent its migration into off-site areas and toward Frog Mortar Creek. The model results indicate that the hydraulic barrier wells form an effective hydraulic barrier for upgradient and impacted groundwater, without inducing significant amounts of inflow of the higher salinity water from Frog Mortar Creek into the aquifer. In the remedial scenario simulations, the model predicts that a very small percentage of the extracted groundwater would be from Frog Mortar Creek, and thus its salinity would be significantly diluted by fresh groundwater.

The geophysical survey of the Compass Rose Area identified four geophysical anomalies (i.e., areas of elevated instrument responses). These anomalies were identified as either a possible utility vault, as soil containing more clay minerals, or as saturated mineral-rich soil associated with wetlands. Metal objects were not associated with these anomalies; however,

metallic debris was found scattered across the ground in one small area in the northwestern corner of the survey area. The supplemental report recommended that electromagnetic (EM) Anomalies A through D, and the smaller EM anomalies in the northwestern corner of the survey area, be excavated using test pits to verify the presence or absence of buried materials at these locations. Figure 2-2 depicts the findings of the 2010 geophysical survey in the Compass Rose area.

2.3 AREAS OF CONCERN IDENTIFIED IN PREVIOUS INVESTIGATIONS

The 2010 Dump Road supplemental design investigation (Tetra Tech, 2010d) identified four geophysical anomaly areas of concern (see Figure 2-2) as listed below:

- *Geophysical Anomaly A*—a discrete, high-amplitude anomaly with clearly defined edges. This anomaly is near a suspected utility and may be associated with it. This anomaly was subsequently scanned with a hand-held TW-6 metal detector and no metal was found.

- *Geophysical Anomaly B*—a broad, moderate-amplitude anomaly with edges that fade into the surrounding low-amplitude material. This anomaly may result from higher-conductivity soil containing more clay minerals than the soils around it. This anomaly was subsequently scanned with a hand-held TW-6 metal detector and no metal was found.

- *Geophysical Anomaly C*—a broad, high-amplitude anomaly type with edges that fade into the surrounding moderate-amplitude material. As with Anomaly Type B, this anomaly may result from higher-conductivity soil containing more clay minerals than the soils around it. This anomaly was subsequently scanned with a hand-held TW-6 metal detector and no metal was found.

- *Geophysical Anomaly D*—a high-amplitude anomaly associated with a tidal wetland. Brackish wetlands with wet mineralized soils very commonly have high conductivities.

Map Document: (K:\GProject\MartinStateAirport-LMC\MapDocs\MXD\Maps\MSA Compass Rose Area Map.mxd)
9/29/2011 -- 1:13:50 PM

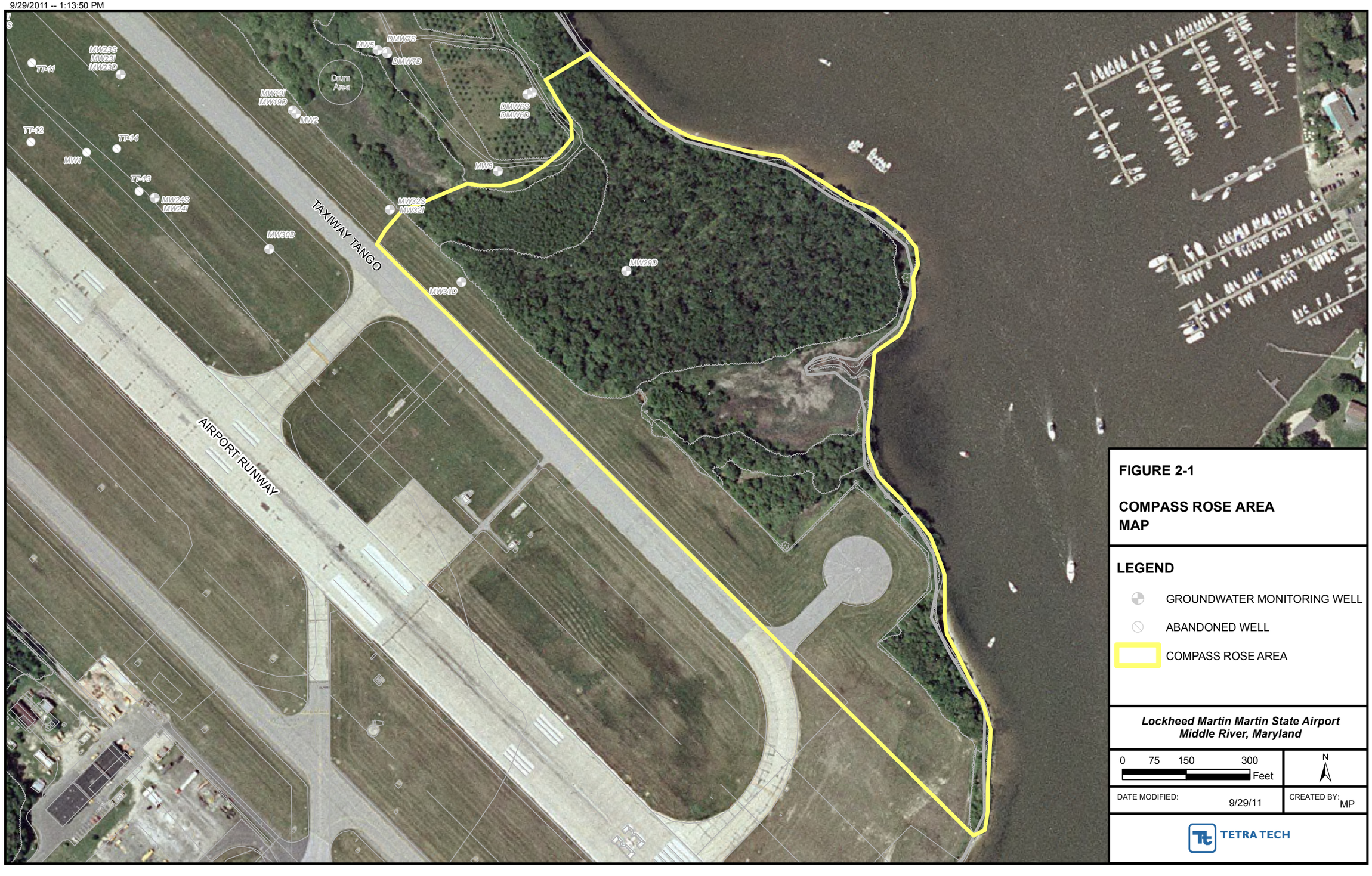

FIGURE 2-1

COMPASS ROSE AREA MAP

LEGEND

- GROUNDWATER MONITORING WELL
- ABANDONED WELL
- COMPASS ROSE AREA

Lockheed Martin Martin State Airport
Middle River, Maryland

0 75 150 300 Feet

N

DATE MODIFIED: 9/29/11

CREATED BY: MP

TETRA TECH

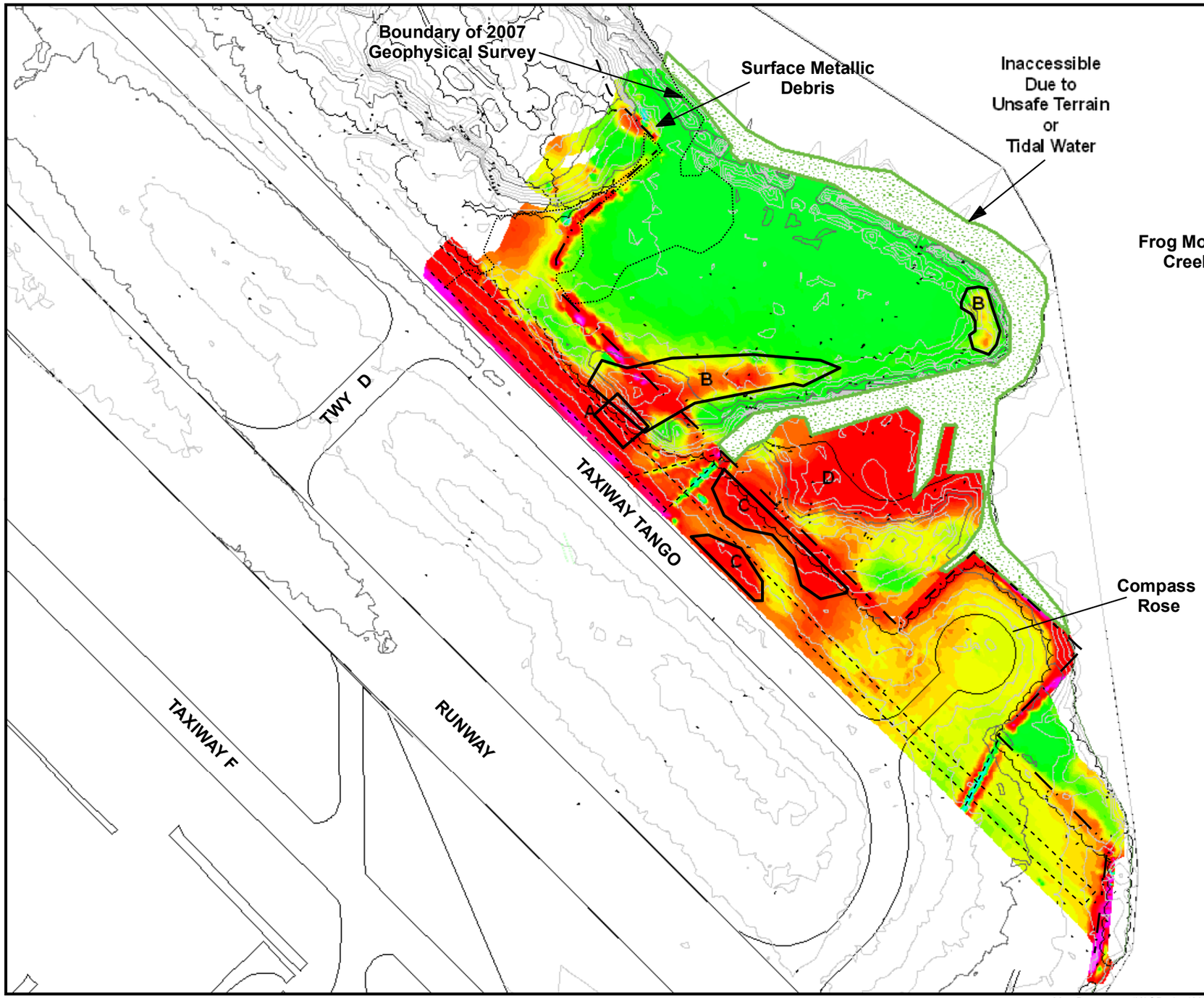

FIGURE 2-2

COMPASS ROSE AREA GEOPHYSICAL ANOMALIES, 2010

LEGEND

- OLD DATA BOUNDARY
- FENCE
- INACCESSIBLE AREA
- SUSPECTED UTILITY
- **B** GEOPHYSICAL ANOMALY
- ANOMALY LIMIT

EM-31 MKII Inphase Response

(ppt)

-210.0 -152.0 -94.0 -46.0 2.0 34.0 76.0 118.0 170.0

Metallic Response | Normal Soils | Conductive Soils | Highly Conductive Soils and Metallic Response

Lockheed Martin Martin State Airport
Middle River, Maryland

0 75 150 300 Feet

N

DATE MODIFIED: 9/29/11

CREATED BY: MP

TETRA TECH

Map Document: (K:\GProject\MartinStateAirport-LMC\MapDocs\MXD\Maps\Compass Rose Geophysical Anomalies 2010.mxd)
9/29/2011 -- 1:28:29 PM

Section 3
Investigation Approach and Methodology

This investigation entailed surface and subsurface exploration and testing to provide data to assess conditions in the Compass Rose Area where geophysical anomalies have previously been identified, as follows:

- conducted third-party utility clearance and then obtained utility clearances and associated permits for intrusive investigations from Martin State Airport (MSA) and Maryland Aviation Administration (MAA), as applicable
- excavated four test pits at previously identified geophysical survey anomalies and collected soil samples for chemical analyses
- collected, stored, and characterized investigation-derived waste (IDW) and disposed of it at an off-site Lockheed Martin-approved treatment or disposal facility
- performed laboratory chemical analyses and chemical data-validation on soil samples
- evaluated environmental sampling data.

Further information concerning the investigation methods and activities is detailed in the following sections.

3.1 MOBILIZATION/DEMOBILIZATION

Following Lockheed Martin Corporation (Lockheed Martin) approval of the *Compass Rose and Runway Soil and Groundwater Investigation Work Plan* (Tetra Tech Inc. [Tetra Tech], 2011), Tetra Tech conducted the following mobilization/demobilization activities:

- coordinated site access with Lockheed Martin and MSA facilities personnel
- obtained utility clearance for the proposed test pits using both Miss Utility and a private utility-locating firm
- mobilized subcontractors, equipment, and materials to the site

- implemented the following:
  - a site-specific health and safety plan (HASP)
  - an emergency response plan
  - a sampling and analysis plan
  - a waste management plan, conforming to *Energy, Environment, Safety, and Health (EESH) Remediation Waste Management Procedure No: EROP-03, Revision 4* (effective April 17, 2009)
  - a data management plan
- organized a decontamination area
- demobilized equipment and materials from the site at work completion
- cleaned up the site and removed trash at work completion
- restored surfaces and repaired landscaping as necessary at work completion
- managed investigation-derived waste (IDW)

Tetra Tech's field operations leader coordinated mobilization and demobilization of personnel and resources, including purchasing, leasing, and staging of equipment for efficient loading and transport to and from the site before and after each field activity. Before field operations began, appropriate Tetra Tech personnel reviewed the site-specific HASP and the respective Safe Work permits included in the HASP. Tetra Tech conducted mandatory daily health and safety tailgate meetings before all field events. Subcontractors present for that day's field activities were included in these meetings.

3.2 SITE ACCESS, PERMITS, AND UTILITY CLEARANCE

Tetra Tech obtained the required access agreements and permits and completed required utility clearance activities before beginning fieldwork. Tetra Tech secured proper permits (Airport Zoning Permit, Building Permit, and Digging Authorization) through the MAA. The following activities were performed before any excavations were made:

- notified the underground utility-location center Miss Utility (1-800-257-7777; www.missutility.net)
- reviewed facility and site utility maps

- followed Executive Order-28 and Lockheed Martin Minimum Requirements for Intrusive Fieldwork Work Plans, completed the digging authorization form, and obtained the required signatures. Activities described in this report did not occur on Lockheed Martin-owned or -operated property, so signatures of Lockheed Martin representatives were obtained at the discretion of the approving personnel

- contracted a private utility-locating firm (Enviroscan, Inc. of Lancaster, Pennsylvania) to identify and mark any subsurface utilities/anomalies; and

- obtained required permits from the State of Maryland, MSA, the MAA, and Baltimore/Washington International Thurgood Marshall Airport (BWI) for the proposed work.

Tetra Tech worked closely with MSA, MAA, and their tenants to make all parties aware of the field schedule. The project team conducted a site walk to observe current operations, structures, and ground conditions, including topography, vegetation, and ground surface anomalies that could represent possible constraints on the field activities.

Each location was screened for subsurface utilities. In addition to calling in a Miss Utility ticket, a private utility-locating service, Enviroscan, Inc. (Enviroscan), was contracted to mark any underground utilities. Enviroscan used typical utility-locating equipment representing the best available technology, including a Fisher TW-6 electromagnetic pipe and cable locator/tracer, a Radiodetection C.A.T. and genny pipe and cable locator/tracer, a Radiodetection model RD4000 multi-frequency pipe and cable tracer, and a GSSI SIR-2000 ground-penetrating radar (GPR) system. Any utilities found within a 30-foot radius of a designated investigation location were identified and marked with paint on the ground.

None of the test pit locations were offset based on the location of subsurface utilities. Permits, the Miss Utility clearance, and the Enviroscan utility-screening report are provided in Appendix A. Access to the Compass Rose Area was coordinated through MSA Operations. Tetra Tech on-site personnel maintained radio communication with the MSA Air Traffic Control Tower regarding the daily field schedule during field activities.

3.3 FIELD METHODOLOGY

3.3.1 Test Pits

Four test pits were excavated on June 10, 2011 to evaluate possibly buried materials/debris at the geophysical anomalies locations identified in the 2010 survey (Tetra Tech, 2010a, 2010b, 2010c).

The locations of the June 2011 test pits are shown in Figure 3-1. Table 3-1 presents the rationales for individual test-pit locations with respect to possible geophysical anomalies and areas of elevated instrument responses observed during the 2010 geophysical survey. The results of the 2010 geophysical survey indicate four areas of geophysical anomalies in the airport Compass Rose Area southeast of the Dump Road Area (DRA).

As shown in Figure 2-2, the four geophysical anomalies are labeled as Anomalies A through D. In addition to Anomalies A through D, one small area in the northwestern corner of the survey area, labeled in Figure 2-2 as Surface Metallic Debris, was found to have metallic debris and other materials, including tires and metal cabinets, scattered across the ground surface. The geophysical survey results in other areas of the survey (at Anomalies A through D) indicate non-metallic anomalies in the subsurface (e.g., soils of varying conductivities). The geophysical survey found no readings indicating metallic anomalies (e.g., buried tanks, drums, etc.).

Test pits were excavated in a high-amplitude electromagnetic (EM)-response area northwest of Anomalies A and B (test pit A45) and in the areas of Anomalies B through D (test pits A46, A47, and A48, respectively) to investigate the nature of the EM responses. At the time of the June 2011 test pit investigation, the locations of the above-referenced 2010 anomalies were re-acquired using a handheld global positioning system (GPS) device linked to the site-wide environmental geographic information system (EGIS). Test pits A45 and A46 were excavated with a backhoe, but permit-imposed access restrictions governing mechanized equipment in certain areas led to test pits A47 and A48 being excavated by a small remote-controlled track-mounted excavator. The test pits were extended downward to the depth of fill material or groundwater, or once the test pit reached 10 feet below grade.

A sample of excavated soil from each test pit was collected for screening, including lithologic characterization, visual observations (e.g., staining, discoloration etc.), and odors. Soil was also screened for volatile organic compounds (VOCs) using a portable photoionization detector (PID) and a consistent-headspace screening methodology (e.g., foil-sealed jar or zip-top bag technique). Soil type, staining, odors, and any anthropogenic material encountered in the test pits was described, photographed, and included in the completed test pit log. No debris or evidence of soil impacts were observed in the test pits; therefore, one soil sample was collected from the lowest depth of each test pit. Test pit logs and sample log sheets are in Appendix B.

3.3.1.1 Soil Sample Chemical Analyses

Test pit soil samples were shipped to an off-site laboratory and analyzed for the following parameters:

- VOCs by SW846 Method 8260C
- semivolatile organic compounds (SVOCs) by SW846 Method 8270D
- polychlorinated biphenyls (PCBs) by SW846 Method 8082A
- total petroleum hydrocarbon (TPH)-gasoline-range organics (GRO)/diesel-range organics (DRO) by Method 8015B
- Priority Pollutant metals by SW846 Methods 6010C/7471A

Trip blanks were analyzed at a rate of one per cooler containing VOC samples; no other quality assurance/quality control samples were collected. Samples were analyzed on a standard turnaround time of 21 calendar days.

3.3.2 General Sampling Procedures, Nomenclature, and Handling

A master site-logbook was maintained at the site as an overall record of field activities. Each soil sample received a unique sample identification consisting of the site location, a unique identifier for each test pit, and a sampling depth, as follows:

- For the test-pit soil samples, the sample identification tag consists of the designation "DR-TP" (for Dump Road test pit), followed by the unique identifier "A," and then the test pit number (45 through 48). The sample identification ends in a two-digit label indicating the depth of the soil sample. For example, "DR-TP-A45-08" designates that the sample was collected from the DRA at test pit location A45 at eight-feet below grade.
- Trip blanks (TB) were labeled with a TB prefix followed by a six-digit submittal date (e.g., TB-072411)

Sample handling included field-related considerations concerning the selection of sample containers, preservatives, allowable holding times, and analyses requested. Proper custody procedures were followed throughout all phases of sample collection and handling. Chain of custody (COC) protocols were used throughout sample handling to establish the evidentiary integrity of sample containers. These protocols were used to demonstrate that the samples were handled and transferred in a manner that would eliminate (or detect) possible tampering. Sample containers were released under signature from the laboratory and accepted under signature by the

samplers or responsible individual that maintained custody until the sample containers were transferred to the samplers. Transport containers returning to the laboratory were sealed with strapping tape and a tamper-proof custody seal. The custody seal contains the signature of the individual releasing the transport container, along with the date and time.

3.3.3 Equipment Decontamination

Dedicated and/or disposable equipment (such as nitrile gloves and zip-top bags) were used when necessary. Reusable equipment (such as the excavator bucket) was decontaminated before, and in between, use at each test pit. Decontamination consisted of the following steps:

- Alconox® and potable-water wash
- Potable-water rinse
- thoroughly wetting and rinsing the equipment with reagent-grade isopropanol
- analyte-free water rinse
- air drying

All excavation equipment, including the rear of the excavator, the bucket of the excavator, and other equipment, was cleaned using heated, high-pressure water:

- before arriving on-site
- before beginning work
- between test pit locations
- any time the excavator left and returned to a test pit before its completion
- any time the excavator left the site; and at the conclusion of the investigation.

Decontamination of large pieces of equipment was done at each test pit location. Decontamination rinsate was collected in U.S. Department of Transportation (USDOT)-approved 55-gallon drums for waste characterization and disposal.

3.3.4 Waste Management

IDW for this project consisted of decontamination rinsate water and used personal protective equipment (PPE). Used PPE was brushed off, placed in trash bags, and disposed of in an MSA

trash receptacle designated by facility personnel. Decontamination-rinsate water was stored in USDOT-approved 55-gallon steel drums. After task completion, the drums were moved to a staging area identified by MSA facility personnel.

After the field investigation, samples of the IDW were collected by the waste management contractor and submitted for waste profiling. Upon receipt of the IDW analytical data, the IDW was removed from the facility by a Lockheed Martin-approved waste contractor and properly disposed of in accordance with federal, state, and local regulations. IDW disposal records are in Appendix C.

3.3.5 Site Restoration

Site restoration to match original site conditions was completed as necessary and as required by MAA following completion of the field investigation described in this report. Site restoration included filling test pits to grade with soil.

3.4 DATA MANAGEMENT

Laboratory data-handling procedures meet the requirements set forth in the laboratory subcontract. All analytical and field data are maintained in the Tetra Tech project files and are available in the appendices of this report. The project files include copies of the COC forms, sample log forms, sampling location maps, and documentation of quality assurance and quality control.

3.4.1 Data Tracking and Control

A cradle-to-grave sample tracking system was used from the beginning to the end of the sampling event. Before field mobilization, the field operations leader coordinated and initiated sample tracking. Sample labels were handwritten in the field or preprinted before entering the field. Labels were reviewed for accuracy and to ensure they adhered to the work plan. The project manager (PM) coordinated with the analytical laboratory to ensure that they were aware of the number and type of samples to expect and the analyses that would be required.

Once field sampling was underway, the field operations leader forwarded COC forms to the PM or their designee and to the laboratory on each day samples were collected. The PM or their designee then confirmed that the COC forms provided the information required by the work

plan. After completing all requested analyses, the laboratory submitted an electronic deliverable for every sample-delivery group. When all electronic deliverables had been received from the laboratory, the PM or their designee ensured that the laboratory had performed all the analyses requested, and had noted discrepancies early, so that all samples could be analyzed within the prescribed holding times.

3.4.2 Data Verification

The reduction of laboratory data entails manipulation of raw data-instrument output into reportable results. Laboratory data were verified by the group supervisor and then by the laboratory's Quality Control/Documentation Department.

3.4.3 Project Data Compilation

The analytical laboratory generated an Adobe® portable document file (PDF) of the analytical-data packages, as well as electronic database deliverables. The electronic database was checked against the PDF file from the laboratory and updated as required, based on data-qualifier flags applied during data validation. Sampling data were incorporated into the MSA EGIS database. All data, such as units of measure and chemical nomenclature, were organized to assure consistency across the project database.

3.4.4 Geographical Information System

MSA environmental data are managed using a relational database and a geographic information system (GIS). The relational database stores chemical, geological, hydrogeologic, and other environmental data collected during environmental investigations. The GIS is built from the relational database and contains subsets of the larger data pool. The GIS allows environmental data to be posted onto base maps to represent the information graphically. Upon compilation of sampling, chemical, and positional data, the data were compiled and incorporated into the MSA EGIS. The EGIS system generated various maps from the MSA data as needed, including site location maps, sampling location maps, and contaminant-tag maps.

3.4.5 Data Validation

Data validation involves a party independent of the analytical laboratory reviewing the analytical data to ensure that specific criteria are met. These criteria are concerned with specifications that are not sample dependent; they specify performance requirements that should be fully under a

laboratory's control. For organic-data analyses, specific validation areas include blanks, performance-evaluation-standard materials, and instrument-performance checks. For inorganic data analyses, specific validation areas include blanks, calibration standards, calibration-verification standards, laboratory-control standards, and interference-check standards.

Chemical data were supplied by the laboratory as hard-copy reports and electronic databases (see Appendix D). Following the investigation, chemical data were validated in accordance with established USEPA protocols to assess data reliability and accuracy. This review was based on the USEPA Region 3 *Modifications to the National Functional Guidelines for Data Review* (USEPA, Region III, 1993 and 1994) and the specifics of the analytical method employed. Data-validation reports that include complete COC forms are in Appendix D (on compact disc).

Table 3-1
Test Pit Summary and Rationales
Compass Rose Area Soil Investigation
Lockheed Martin, Martin State Airport, Middle River, Maryland

Test pit number	Test pit location	Approximate dimensions	No. of samples	Analysis (method)	Rationale/purpose
A45	West side of fence north–northwest of Anomalies A and B	Length—12 feet Depth—8 feet	1	VOCs (8260B); SVOCs (8270D); PCBs (8082A); TPH-GRO/DRO (8015B); Priority Pollutant metals (6010C, 7471A)	Assess subsurface conditions based on elevated geophysical survey EM readings north–northwest of Anomalies A and B
A46	Central portion of Anomaly B east of fence	Length—12 feet Depth—6 feet	1	VOCs (8260B); SVOCs (8270D); PCBs (8082A); TPH-GRO/DRO (8015B); Priority Pollutant metals (6010C, 7471A)	Assess subsurface conditions based on elevated geophysical survey EM readings in the central portion of Anomaly B
A47	Southeastern portion of EM Anomaly C; edge of wooded area northwest of the airport Compass Rose	Length—12 feet Depth—10 feet	1	VOCs (8260B); SVOCs (8270D); PCBs (8082A); TPH-GRO/DRO (8015B); Priority Pollutant metals (6010C, 7471A)	Assess subsurface conditions based on elevated geophysical survey EM readings in the southeastern end of Anomaly C
A48	Wetlands area of EM Anomaly D	Length—4 feet Depth—4 feet	1	VOCs (8260B); SVOCs (8270D); PCBs (8082A); TPH-GRO/DRO (8015B); Priority Pollutant metals (6010C, 7471A)	Assess subsurface conditions based on elevated geophysical survey EM readings in Anomaly D

VOCs = volatile organic compounds
SVOCs = semivolatile organic compounds
PCBs = polychlorinated biphenyls
TPH = total petroleum hydrocarbons
GRO = gasoline-range organics
DRO = diesel-range organics
EM = electromagnetic

Map Document: (K:\GProject\MartinStateAirport-LMC\MapDocs\MXD\Maps\MSA Test Pit Locations_092911.mxd)
9/29/2011 -- 1:33:29 PM



FIGURE 3-1

TEST PIT LOCATION MAP
JUNE 2011
COMPASS ROSE AREA

LEGEND

- TEST PIT (A45-A48) (2011)
- GROUNDWATER MONITORING WELL
- ABANDONED WELL
- MARYLAND AIR NATIONAL GUARD BOUNDARY
- POND

Lockheed Martin Martin State Airport
Middle River, Maryland

0 65 130 260 Feet

N

DATE MODIFIED: 9/29/11

CREATED BY: MP

TETRA TECH

Section 4
Results

The following section presents the results of the test pit investigation at the Compass Rose Area of Martin State Airport (MSA). This investigation evaluates areas of geophysical anomalies identified during the *2010 Dump Road Supplemental Design Investigation* (Tetra Tech, Inc. [Tetra Tech] 2010d) in the Compass Rose Area of MSA.

4.1 SUBSURFACE LITHOLOGY AND OBSERVATIONS

The soil lithology of all Compass Rose Area test pits consists of a surface layer of compact, fine-grained sandy silts with naturally occurring organic material including roots, leaves and grass, with the exception of test pit DR-TP-A48, which is in a saturated, non-wooded area (see photos 1 through 8 in Table 4-1). Beneath this surface layer, saturated, dense, sandy silts are prevalent until a high-to-medium-plasticity soft clay is encountered at depths ranging from one and one-half foot to three feet, except in test pit DR-TP-A46, where clays were not identified (photos 2 and 3 in Table 4-1).

In test pit DR-TP-A48, subsurface materials consist almost entirely of water-saturated organics across the root zone (i.e., from the ground surface down to approximately one-half foot below grade). Below this dense organic surface layer, medium-to-high plasticity, very soft, saturated clays with some organics are encountered (photos 6 to 8 in Table 4-1). No waste material or foreign debris was observed in any of the four Compass Rose area test pits. Observations and photographs from the test pit investigation are in Table 4-1.

4.2 SOIL SAMPLING RESULTS

A soil sample was collected from the bottom of each excavation and chemically analyzed for volatile organic compounds (VOCs), semivolatile organic compounds (SVOCs), polychlorinated biphenyls (PCBs), total metals (including mercury), total petroleum hydrocarbon (TPH) diesel-range organics (DRO), and TPH gasoline-range organics (GRO). These analytical data were compared to Maryland Department of the Environment (MDE) residential land use

standards and non-residential land use standards. Residential standards are used for comparative purposes only; land use in this area is not expected to change in the future.

Current access to the subject area is limited by Maryland Aviation Administration (MAA) security fencing. Generally, no activity occurs in most of the Compass Rose Area, with the exception of grass maintenance near the taxiway and the actual compass rose structure. Non-residential screening criteria are most appropriate for the current and likely projected future use of the property (i.e., continued use as an airport). The soil analytical-data are also compared to MDE's eastern region anticipated typical concentrations (ATCs) for metals. ATCs were derived by MDE to represent reference levels or background concentrations for metals in three geologic regions of Maryland. MDE allows for the proposed use of an ATC concentration as an alternative to the residential risk-derived soil screening level if the ATC exceeds the risk-derived standard.

Validated soil-chemical data were used to generate Table 4-1, which summarizes the positive detections of chemical analytes in the soil samples. Gray and black shading in Table 4-2 indicates results exceeding MDE soil standards for residential and nonresidential land use, respectively. Some data in Table 4-2 are qualified as estimated (i.e., J-qualified), indicating that although the analyte was positively identified in the sample, its concentration was below the laboratory quantitation limit and is therefore estimated. Several soil samples also had VOC concentrations that were qualified with a "B," indicating that the same analytes were found in an associated laboratory-blank sample, and may therefore be attributed to blank contamination. Qualified data results are noted in Table 4-2. Appendix E includes a table of all chemical results, including non-detected values. Full data-validation reports are in Appendix D.

4.2.1 VOCs

Six different VOCs (2-butanone, acetone, carbon disulfide, methylene chloride, naphthalene, and toluene) were detected at low concentrations in test-pit soil samples; one or more of these six were detected in all four test pits. Five VOCs were detected in samples DR-TP-A47-10 and DR-TP-A48-04, four VOCs were detected in DR-TP-A45-08, and only two VOCs were detected in DR-TP-A46-06. All of the detected VOC concentrations are well below MDE residential and non-residential criteria. Laboratory results for three of the detected VOCs (acetone, methylene chloride, and naphthalene) were qualified with a "B," indicating blank contamination.

4.2.2 SVOCs

Benzo(a)pyrene was detected at a concentration of 24 micrograms per kilogram (µg/kg) in the soil sample from test pit A45 (sample ID: DR-TP-A45-08), slightly exceeding MDE's residential criterion for benzo(a)pyrene (22 µg/kg). As previously stated, the residential criteria are used in this investigation for comparative purposes only, and thus are more conservative than current or reasonable future land use. Benzaldehyde and di-n-butyl phthalate were also detected in soil sample DR-TP-A45-08, but at concentrations below available MDE residential and non-residential criteria. The SVOCs bis(2-etyhlhexyl)phthalate, di-n-butyl phthalate, fluoranthene, and pyrene were also detected in one or more test-pit soil samples, but at concentrations below the comparison criteria.

4.2.3 Metals

Concentrations of three metals (arsenic, chromium, and vanadium) exceed soil standards in one or more test-pit soil samples. In Maryland soils, naturally occurring levels of arsenic, chromium, and vanadium commonly exceed the residential and non-residential risk-based concentrations, justifying the use of MDE's ATC as an alternative to the residential risk-derived soil standard for these metals. The eastern region ATCs for arsenic (3.6 milligrams per kilogram [mg/kg]), chromium (28 mg/kg), and vanadium (30 mg/kg) are comparable to the concentrations of these metals reported during this investigation; therefore, the presence of these metals in test pit samples are not attributable to any site-related activities. This is supported by the test pit observations presented in Tables 4-1 and 4-2.

Arsenic concentrations exceed the non-residential soil standard in all four test pit samples. In three of these samples (DT-TP-A45-08 [5.8 mg/kg], DT-TP-A47-10 [6.7 mg/kg], and DT-TP-A48 [8.9 mg/kg]), arsenic concentrations also exceed the ATC. The concentrations of arsenic detected in these samples range from 2.6 mg/kg (DR-TP-A46-06) to 8.9 mg/kg (DR-TP-A48-04), with an average detected concentration of 6 mg/kg. The detected concentrations of arsenic, although exceeding the ATC of 3.6 mg/kg, are considered comparable and therefore not indicative of a release.

Chromium was also detected in all four samples. In three samples (DT-TP-A45-08 [29 mg/kg], DT-TP-A47-10 [29 mg/kg], and DT-TP-A48 [43 mg/kg]), chromium concentrations exceed both the residential standard (23 mg/kg) and ATC (28 mg/kg). The highest chromium concentration

detected, 43 mg/kg, is from sample DR-TP-A48-04. The concentrations of chromium detected in the pit samples range from 8.7 mg/kg (DR-TP-A46-06) to 43 mg/kg (DR-TP-A48-04), with an average of 27.43 mg/kg. All four samples were qualified as biased high, "K," due to matrix-spike and matrix-spike-duplicate percent-recoveries greater than 125%. The detected concentrations only marginally exceed the chromium ATC of 28 mg/kg, and are considered representative of background soil conditions.

Vanadium exceeded the residential standard (7.8 mg/kg) in all test pit soil samples. In three samples, DR-TP-A45-08 (32 mg/kg), DR-TP-A47-10 (36 mg/kg), and DR-TP-A48-04 (43 mg/kg), vanadium concentrations exceed both the residential soil standard (7.8 mg/kg) and the ATC. The concentrations of vanadium detected range from 18 mg/kg (DR-TP-A46-06) to 43 mg/kg (DR-SB-29-10), with an average concentration of 32.25 mg/kg. The detected concentrations of vanadium only marginally exceed the ATC of 30 mg/kg, and thus are considered representative of background soil conditions. Ten other metals were detected in one or more of the test-pit soil samples, but at concentrations below comparison criteria.

4.2.4 PCBs

PCBs were not detected in any of the June 2011 test-pit soil samples.

4.2.5 Total Petroleum Hydrocarbons

TPH-GRO was not detected in the test-pit soil samples. TPH-DRO was detected in only one test-pit soil sample (DR-TP-A48-04), but at a concentration (48 mg/kg) less than the MDE residential (230 mg/kg) and non-residential (620 mg/kg) criteria.

Table 4-1

Test Pit Summaries and Photographs
Compass Rose Area Soil Investigation
Lockheed Martin, Martin State Airport, Middle River, Maryland

Legend: Dimensions: length x width x depth ft. bgs: feet below ground surface DTW: depth to water NA: not applicable/not reached
 Photo #1: TP-45
Pit#: A45 Photograph #: 1
DTW: NA
Dimensions: 12x2x8 feet. Description: Brown SANDY SILT with high organic content such as roots, leaves and plants from the ground surface to half a foot below grade where lithology changes to gray mottled orange, compact, slightly moist SANDY SILT with moist, soft, high to medium plasticity CLAY. Photo #1: Profile of lithology.

Table 4-1

Test Pit Summaries and Photographs
Compass Rose Area Soil Investigation
Lockheed Martin, Martin State Airport, Middle River, Maryland

Legend:	
Dimensions:	length x width x depth
ft. bgs:	feet below ground surface
DTW:	depth to water
NA:	not applicable/not reached



Photo #2: TP-46



Photo #3: TP-46
C X

Pit#: A46 Photograph #s: 2 and 3

DTW: NA

Dimensions: 12x1.5x6 feet.
Description: Brown, compact, fine grained, dry SANDY SILT with high organic content such as roots, leaves and plants from the ground surface to one foot below grade where lithology changes to light brown, compact, fine grained, dry SANDY SILT.
Photo #2: Test Pit overview.
Photo #3: Profile of lithology

Table 4-1

Test Pit Summaries and Photographs
Compass Rose Area Soil Investigation
Lockheed Martin, Martin State Airport, Middle River, Maryland

Legend:
Dimensions: length x width x depth
ft. bgs: feet below ground surface
DTW: depth to water
NA: not applicable/not reached



Photo #4: TP-47



Photo #5: TP-47

Pit#: A47 Photograph #s: 4 and 5

DTW: NA

Dimensions: 12x2x10 feet.
Description: Brown SANDY SILT with high organic content such as roots and grass from the ground surface to about one third of a foot below grade where lithology changes to brown compact, fine grained, dry SANDY SILT down to a foot and a half below grade. From a foot and a half below grade to the bottom of the excavation, lithology of dark gray, cream and red/brown mottled, low plasticity, moist, soft SILTY CLAY with trace gravel is encountered.
Photo #4: Profile of lithology.
Photo #5: Test Pit overview

Table 4-1

Test Pit Summaries and Photographs
Compass Rose Area Soil Investigation
Lockheed Martin, Martin State Airport, Middle River, Maryland


Photo #6: TP-48


Photo #7: TP-48


Photo #8: TP-48

Pit#: A48 Photograph #s: 6, 7, and 8

DTW: NA

Dimensions: 4x1.5x4 feet.
Description: Lithology almost entirely consists of wet organics such as the phragmite plant/roots down to half a foot below grade. Groundwater is encountered within 2 inches of the ground surface. Below half a foot, gray, high plasticity, soft, very wet/saturated CLAY with some organics is encountered to the bottom of the boring at four feet below grade.
Photo #6: Initial surface penetration showing relative groundwater level.
Photo #7: Lithology encountered below groundwater surface.
Photo #8: Test Pit overview

TABLE 4-2
SUMMARY OF POSITIVE RESULTS
COMPASS ROSE - TEST PIT SOIL SAMPLES
MARTIN STATE AIRPORT, MIDDLE RIVER, MARYLAND
PAGE 1 OF 2

SAMPLE ID: / LABORATORY ID: / SAMPLE DATE: / LOCATION:	MDE RESIDENTIAL SOIL CRITERIA	MDE NON-RESIDENTIAL SOIL CRITERIA	MDE Eastern Region ATC	DR-TP-A45-08 240-1028-2 6/10/2011 DR-TP-A45	DR-TP-A46-06 240-1028-3 6/10/2011 DR-TP-A46	DR-TP-A47-10 240-1028-1 6/10/2011 DR-TP-A47	DR-TP-A48-04 240-1028-4 6/10/2011 DR-TP-A48
VOLATILES (ug/kg)							
2-BUTANONE	4700000	61000000	NA	13 J	--	50	11 J
ACETONE	7000000	92000000	NA	69 B	--	230	86 B
CARBON DISULFIDE	780000	10000000	NA	2.5 J	--	1.9 J	2.2 J
METHYLENE CHLORIDE	85000	380000	NA	5.9 B	4.8 B	8.9 B	20 B
NAPHTHALENE	160000	2000000	NA	--	--	0.32 B	--
TOLUENE	630000	8200000	NA	--	0.46 J	--	0.69 J
SEMIVOLATILES (ug/kg)							
BENZALDEHYDE	NA	NA	NA	28 J	--	--	--
BENZO(A)PYRENE	22	390	NA	24	--	--	--
BIS(2-ETHYLHEXYL)PHTHALATE	46000	200000	NA	--	--	--	50 J
DI-N-BUTYL PHTHALATE	780000	10000000	NA	24 J	--	26 J	46 J
FLUORANTHENE	310000	4100000	NA	--	11	--	15
PYRENE	230000	3100000	NA	--	7.8 J	--	--
TOTAL METALS (mg/kg)							
ARSENIC	0.43	1.9	3.6	5.8	2.6	6.7	8.9
BARIUM	1600	20000	NA	18 J	14 J	30 J	30 J
BERYLLIUM	16	200	NA	1.2	0.061 J	0.84	1.8
CHROMIUM	23	310	28	29 K	8.7 K	29 K	43 K
COBALT	NA	NA	NA	19	1.4	10	17
COPPER	310	4100	NA	14	5.8	15	20
LEAD	400	1000	NA	13	8.1	13	20
MERCURY	2.3	31	NA	0.046 J	--	--	0.041 J
MOLYBDENUM	NA	NA	NA	1.3 B	0.4 B	0.81 B	1.2 B
NICKEL	160	2000	NA	25	3 J	15	25
SELENIUM	39	510	NA	--	--	0.69 J	--

TABLE 4-2
SUMMARY OF POSITIVE RESULTS
COMPASS ROSE - TEST PIT SOIL SAMPLES
MARTIN STATE AIRPORT, MIDDLE RIVER, MARYLAND

SAMPLE ID: LABORATORY ID: SAMPLE DATE: LOCATION:	MDE RESIDENTIAL SOIL CRITERIA	MDE NON-RESIDENTIAL SOIL CRITERIA	MDE Eastern Region ATC	DR-TP-A45-08 240-1028-2 6/10/2011 DR-TP-A45	DR-TP-A46-06 240-1028-3 6/10/2011 DR-TP-A46	DR-TP-A47-10 240-1028-1 6/10/2011 DR-TP-A47	DR-TP-A48-04 240-1028-4 6/10/2011 DR-TP-A48
VANADIUM	7.8	100	30	32	18	36	43
ZINC	2300	31000	NA	110	12	57	83
PETROLEUM HYDROCARBONS (mg/kg)							
DIESEL RANGE ORGANICS	230	620		--	--	--	48

MDE - Maryland Department of Environment - June 2008

-- Not detected.

B - Laboratory blank contamination.

L - Positive result is considered biased low as a result of technical noncompliance.

K - Positive result is considered biased high as a result of technical noncompliance.

J - Positive result is considered estimated as a result of technical noncompliance.

ug/kg - microgram per kilogram

mg/kg - millgram per kilogram

Gray shaded values exceed MDE residential screening criteria.

Black shaded values exceed MDE residential and non-residential screening criteria.

Section 5
Summary and Recommendations

An investigation was conducted at the Compass Rose Area of Martin State Airport (MSA) in June of 2011 to evaluate physical and chemical conditions of soils in areas where geophysical anomalies were previously identified.

5.1 SUMMARY

The following is a summary of the 2011 Compass Rose Area activities:

- obtained utility clearances and an access agreement and associated permits for intrusive investigations from Martin State Airport and Maryland Aviation Administration (MAA)
- excavated four test pits at previously identified geophysical-survey anomalies to assess the physical and chemical properties of the soil
- collected, stored, and characterized investigation-derived waste (IDW) and disposed of the waste at an off-site, Lockheed Martin-approved treatment or disposal facility
- performed laboratory chemical analyses and chemical data-validation on soil samples collected from the test pits

5.2 FINDINGS AND RECOMMENDATIONS

Four soil samples were collected (one from each test pit) and chemically analyzed for volatile organic compounds (VOCs), semivolatile organic compound (SVOCs), polychlorinated biphenyls (PCBs), total metals (including mercury), total petroleum hydrocarbon (TPH) diesel-range organics (DRO) and TPH gasoline-range organics (GRO). Two metals (chromium and vanadium) were detected in three or more of the soil samples at concentrations exceeding residential criteria but less than the non-residential criteria. Detected concentrations of chromium and vanadium in all samples are less than, or within a similar range (i.e., same order of magnitude) as, their corresponding Maryland Department of the Environment (MDE) anticipated typical concentrations (ATC) for metals found in eastern Maryland soils. Arsenic was detected in

all four soil samples at concentrations exceeding residential and non-residential standards and the anticipated typical concentrations, but at concentrations within a similar range as the anticipated typical concentrations.

Benzo(a) pyrene was detected in one soil sample (DR-TP-A45-08) at a concentration slightly greater than the residential criterion. The concentrations of all other detected constituents (six volatile organic compounds, five semivolatile organic compounds, 10 metals, and total petroleum hydrocarbons—diesel-range organics) are below their screening criteria. polychlorinated biphenyls and total petroleum hydrocarbons—gasoline-range organics were not detected in any of the June 2011 test-pit soil samples. The chemical data offer no evidence that a significant release has occurred.

Visual observations during the test pit excavations further support the conclusion that a release of hazardous materials has not occurred in the investigated areas of Compass Rose. Waste debris and impacted soils were not observed in any of the test pits, and laboratory analyses of soil samples indicate no evidence of a hazardous constituent release. The results of the physical and chemical analyses of test pit soils support our recommendation that no additional assessment of these four areas is necessary.

Section 6
References

1. Apex (Apex Environmental Inc.), 1998. “Frog Mortar Creek Sediment Sampling,” letter report to Mr. William Chicca of the Maryland Environmental Service, Annapolis, Maryland from Apex Environmental Inc., of Rockville, Maryland. January 12.

2. Bouwer, H., and R. C. Rice, 1976. “A Slug Test for Determining Hydraulic Conductivity of an Unconfined Aquifer with Completely or Partially Penetrating Wells.” *Water Resources Research*, vol. 12, no. 3, pp. 423–428. June.

3. Chapelle, F. M., 1985. “Hydrogeology, Digital Solute-Transport Simulation, and Geochemistry of the Lower Cretaceous Aquifer System near Baltimore, Maryland. *Maryland Geological Survey Report of Investigations No. 43*. Maryland Geological Survey, Baltimore, Maryland. 120 pp.

4. Curtin, S., 2006. Personal communication and draft potentiometric map of the Patuxent Aquifer-2004, Fred Kolberg of Tetra Tech with Steve Curtin of the U.S. Geological Survey, Baltimore, Maryland. May 5.

5. Glaser, J. D., 1969. “Petrology and Origin of Potomac and Magothy (Cretaceous) Sediments, Middle Atlantic Coastal Plain.” *Maryland Geological Survey Reports of Investigations No. 11*. Maryland Geological Survey, Baltimore, Maryland. 102 pp.

6. Handex Environmental Management, 1992. *Geophysical Survey Report, Taxiway Tango, Martin State Airport, Middle River, Maryland*. February.

7. Hansen, H. J., and J. Edwards, 1986. *The Lithology and Distribution of Pre-Cretaceous Basement Rocks beneath the Maryland Coastal Plain. Maryland Geological Survey Report of Investigations 44*. 27 pp.

8. MAA (Maryland Aviation Administration), 2008. *Spill Prevention, Control, and Countermeasure Plan for Martin State Airport*. Prepared for MAA, Facilities Development and Engineering, Linthicum, Maryland by EA Engineering, Science, and Technology, Inc., Sparks, Maryland. December.

9. MAA (Maryland Aviation Administration), 2009. History and tenant pages from Martin State Airport Website: http://www.martinstateairport.com/content/airserv.

10. MDE (Maryland Department of the Environment), 1992. Letter from Arlene G. Weiner, MDE, Baltimore Maryland, to Maryland Aviation Administration, re: “Subsurface Investigations.” Martin State Airport, Middle River, Maryland. January 6.

11. MDE (Maryland Department of the Environment), 1997. Letter from Arthur O'Connell, MDE to the Maryland Aviation Administration, Martin State Airport, Middle River, Maryland. January 24.

12. MDE (Maryland Department of the Environment), 1998. Memorandum re: "Surface water and sediment exposure concentrations were within USEPA-recommended levels of risk." August 20.

13. MES (Maryland Environmental Service), 1995. *Martin State Airport Confirmation Investigation—Continuation of Phase I Taxiway Tango Site Investigation, Martin State Airport, Middle River, Maryland*. Prepared by MES, Annapolis, Maryland, for the Maryland Aviation Administration, Baltimore, Maryland. January.

14. MES (Maryland Environmental Service), 1996. *Martin State Airport Expanded Investigation—Continuation of Phase I Taxiway Tango Site Investigation, Martin State Airport, Middle River, Maryland.* Prepared by MES, Annapolis, Maryland, for the Maryland Aviation Administration, Baltimore, Maryland. July.

15. Tetra Tech (Tetra Tech, Inc.), 2011. *Compass Rose and Runway Soil and Groundwater Investigation Work Plan, Martin State Airport, 701 Wilson Point Road, Middle River, Maryland*. Report prepared by Tetra Tech, Inc., Germantown, Maryland for Lockheed Martin Corporation, Bethesda, Maryland. September.

16. Tetra Tech (Tetra Tech, Inc.), 2010a. *Environmental Evaluation Report, Martin State Airport Main Terminal, 701 Wilson Point Road, Middle River, Maryland*. Report prepared by Tetra Tech, Inc., Germantown, Maryland for Lockheed Martin Corporation, Bethesda, Maryland. September.

17. Tetra Tech (Tetra Tech, Inc.), 2010b. *Remedial Investigation Report, Martin State Airport, 701 Wilson Point Road, Middle River, Maryland.* Report prepared by Tetra Tech, Inc., Germantown, Maryland for Lockheed Martin Corporation, Bethesda, Maryland. November.

18. Tetra Tech (Tetra Tech, Inc.), 2010c. *Environmental Evaluation Addendum Report, Martin State Airport Main Terminal, 701 Wilson Point Road, Middle River, Maryland.* Consultant's report prepared by Tetra Tech, Inc., Germantown, Maryland for Lockheed Martin Corporation, Bethesda, Maryland. December.

19. Tetra Tech (Tetra Tech, Inc.), 2010d. *Dump Road Supplemental Design Characterization Report, Martin State Airport, 701 Wilson Point Road, Middle River, Maryland*. Report prepared by Tetra Tech, Inc., Germantown, Maryland for Lockheed Martin Corporation, Bethesda, Maryland. April.

20. Tetra Tech (Tetra Tech, Inc.), 2010e. *Interim Remedial Action Feasibility Study for the Groundwater Operable Unit at the Dump Road Area, Martin State Airport, 701 Wilson Point Road, Middle River, Maryland.* Report prepared by Tetra Tech, Inc., Germantown, Maryland for Lockheed Martin Corporation, Bethesda, Maryland. September.

21. Tetra Tech (Tetra Tech, Inc.), 2009. *Deep Groundwater Investigation Report, Martin State Airport, Middle River, Maryland.* Report prepared by Tetra Tech, Inc., Germantown, Maryland for Lockheed Martin Corporation, Bethesda, Maryland. April.

22. Tetra Tech (Tetra Tech., Inc.), 2008a. *Groundwater Monitoring Report, August-September 2008, Martin State Airport, Middle River, Maryland.* Report prepared by Tetra Tech, Inc., Germantown, Maryland for Lockheed Martin Corporation, Bethesda, Maryland. May.

23. Tetra Tech (Tetra Tech., Inc.), 2008b. *Soil and Groundwater Data Report, Martin State Airport, Middle River, Maryland.* Report prepared by Tetra Tech, Inc., Germantown, Maryland for Lockheed Martin Corporation, Bethesda, Maryland. June.

24. Tetra Tech (Tetra Tech., Inc.), Inc., 2004. *Final Data-Gap Investigation and Modeling Report, Martin State Airport: Middle River, Maryland.* Consultant's report prepared by Tetra Tech, Inc. for Lockheed Martin Corporation, Bethesda, Maryland. May.

25. USEPA (U.S. Environmental Protection Agency), Region III, 1993. *Region III Modifications to the Laboratory Data-Validation Functional Guidelines for Evaluating Inorganics Analyses*. April.

26. USEPA (U.S. Environmental Protection Agency), Region III, 1994. *Region III Modifications to the National Functional Guidelines for Organic Data Review.* September.

27. Vroblesky, D. A. and W. B. Fleck, 1991. "Hydrogeologic Framework of the Coastal Plain of Maryland, Delaware, and the District of Columbia, Regional Aquifer System Analysis—Northern Atlantic Coastal Plain.*" U.S. Geological Survey Professional Paper 1404-E*, U.S. Government Printing Office, Washington, D.C. 45 pp.

APPENDIX A—PERMITS, MISS UTILITY CLEARANCE, AND UTILITY CLEARANCE REPORT

Maryland Aviation Administration

Martin O'Malley
Governor

Anthony G. Brown
Lt. Governor

Beverley K. Swaim-Staley
Secretary

Paul J. Wiedefeld, A.A.E.
Executive Director

April 27, 2011

Mr. Anthony Apanavage
Tetra Tech
20251 Century Blvd Suite 200
Germantown, Maryland 20874

Dear Mr. Apanavage:

SUBJECT: **Building Permit BP-11-021 Environmental Investigation at Martin State Airport Compass Rose**

Please find enclosed the approved Permit for the above referenced project. Permit approval is subject to compliance with provisions and stipulations contained in the Permits Information Guide (September 2007 Edition) and Tenant Directive 007.01. The issuance or granting of this permit shall not be construed to be an approval of any violation of other Maryland Aviation Administration (MAA) or Code of Maryland (COMAR) regulations. MAA reserves the right to suspend or revoke the permit whenever it is deemed to be issued on the basis of incorrect, inaccurate or incomplete information provided by the applicant.

Please see the attached contact list of MAA departments and offices that need to be contacted prior to the start of work. Also, please refer to the Permits Information Guide to see if any other permit or authorization is required. The approved Permit, Permit Plan Set and Permit Comments shall be kept at the project location until the completion of the project. Revisions to design shall be submitted to and approved by MAA Division of Documents & Permits prior to construction. **As-Built drawings are to be submitted no later than 45 days from Final Inspection acceptance.**

This permit shall become invalid unless the work on the site authorized by this permit is commenced within 180 days after issuance, or if the work is suspended or abandoned for a period of 180 days after the work is commenced. The issuance of this permit shall not relieve the applicant from his/her responsibility to ensure proper design and construction of this project.

Sincerely,

Syed Shariq R.A., Manager
Division of Documents & Permits

MARYLAND DEPARTMENT OF TRANSPORTATION
MARYLAND AVIATION ADMINISTRATION

CONSTRUCTION PERMIT

X	**Building Permit**
	Installation Permit
	Single Trade Permit
	Demolition Permit

Permit Information

Project Name: **MTN EA Compass Rose Area**	Airport:		BWI
		X	**MTN**
Project Location: Compass Rose area at Martin	Tenant Space No.		
Permit Issued to: **Tetra Tech**	Tel.: **301-233-8230**		
	E-mail: tony.apanavage@tetratech.com		
Contact Person: **Anthony Apanavage**	Tel.:		
	E-mail:		
Mailing Address: 20251 Century Blvd Suite 200 20874	Emergency Tel. Number:		

Contractor/ Installer

Construction Company/Organization: **Boart Longyear**	MD Const. License No:
	Expiration:
Address:	Tel.: **740-373-2190**
	E-mail: Jim.McCombs@boartlongyear.com
Contact Person: **Rodney Parr/ James McCombs**	Emergency Tel. Nr: **740-350-6611**
	E-mail:

Additional Permits/Authorizations Required Prior to Start of Work

Airport Zoning Permit		**Hot Work/Welding Permit/ Hydrant Use Permit**	
Contact MAA Fac. Planning: 410-859-7793		Contact BWI Fire & Rescue: 410-859-7511	
Utility Modification/Digging Authorization	X	**Department of Health Approval**	
Contact MAA Inspections: 410-859-7796		*Contact AA County DOH: 410-222-7238*	
Confined Space Entry Permit		**Liquor License**	
Contact MAA Inspections: 410-859-7796		*Contact AA County Liquor Board: 410-222-1148*	
State Highway Admin. Access Permit		**MAA Tenant Advisory**	X
Contact State Highway Administration		***Contact MAA Operations: 410-682-8805***	

Call MAA Division of Permits to schedule a Preconstruction Meeting Before Start of Work

Approval	Permit No. BP-11-021
Syed Shariq, R.A. Manager, Division of Documents & Permits	Date Issued: 4-27-11

THIS PERMIT IS ISSUED BY MARYLAND AVIATION ADMINISTRATION AS AUTHORIZATION TO PERFORM APPROVED CONSTRUCTION ACTIVITIES AS DESCRIBED AND SHOWN ON APPROVED PERMIT PLANS AND SPECIFICATIONS

Post in a Conspicuous Place at Job Site

Building Permit No. BP-11-021 is ***approved as noted*** and subject to compliance with the applicable codes, MAA Design Standards and the follow comments:

- **Work on or near runway and /or taxiways shall be accomplished during nighttime (10:00pm to 6:00 am). Coordinate digging/construction activity with Charles Baublitz, Tel. 410-682-8805.**
- **Test pit excavations in wetland areas, if any, shall be dug by hand only.**
- **Test pits exceeding four feet in depth shall either have "shoulders" cut into the banks or a trench box shall be used.**

GENERAL COMMENTS

1. Applicable Codes & Regulations as per Tenant Directive 007.1 apply.

2. Display MAA Permit on site at all times

3. Secure all tools and equipment in public/sterile areas and ensure that all doors are locked when no one is present in the construction area. No tools are to be left unattended. Follow proper escort procedures in the SIDA.

4. All loose debris/trash, on or about AOA, shall be deposited in an acceptable, covered trash receptacle. No debris/trash shall be left about on roof, spaces open to the AOA, conveyance, or near open trash receptacles at any time.

5. Firestop penetrations through fire rated assemblies and seal all unused/abandoned openings using appropriate UL-listed firestopping systems.

6. Sleeves:
   - Sleeves shall be installed for cable and raceway penetrations of concrete slabs, masonry and fire rated gypsum walls and other floor and wall assemblies.
   - Sleeves will be installed during erection of concrete and masonry walls.
   - Sleeves shall be installed in concrete slabs supported by pan decking to ensure full sealing of the uneven lower surface around the pan.
   - New concrete slabs are acceptable to be poured with the concrete surrounding the new conduit without the use of sleeves.

7. Provide support to structural member for any mechanical, electrical or other building elements not scheduled for removal but attached to items being demolished.

8. Core drilling, concrete floor cutting or other removal methods (on-grade, elevated, and post tensioned) shall be preceded by NDT to show that no embedded conduits or structural reinforcing will be disturbed in the proposed locations. The MAA Design Standard DST 2007-01 Core Drilling of Concrete Floors shall be used as reference.

9. Electrical:
   - Electrical, communication, security or fire safety wiring/systems shall not be interrupted without notification and coordination with authority having jurisdiction and written approval by said authority.
   - MC/FMC ¾ inch minimum size, 6 foot maximum length; except as allowed to fish existing walls per MAA Design Standards. Cont'
   - Raceway size shall be ¾" minimum.
   - All conduit fittings shall be steel.
   - All wire/cable shall be plenum rated.
   - Only brushed stainless steel device covers allowed.
   - Exothermic weld required for electrical grounding to building steel per MAA-DST.
   - Install expansion joints at points required.
10. Mechanical/Plumbing:
   - Roof mounted equipment issues:
     -Gas pipe exposure on the roof shall be minimized.
     -Roof mounted equipment condensate drains shall be routed to the nearest roof drain.
     -Condensate drains shall not rest directly on the roof.

-Existing roof warranties shall be maintained.

- High pressure stainless steel couplings shall be used on all sanitary waste and vent piping.

11. Hot Work & Welding:
    - Open flame welding and cutting shall not be allowed without burning permit as issued.
    - During flame welding and flame/mechanical cutting operations install protective weld screens and non-flammable fire protection blankets.

Maryland Aviation Administration

Martin O'Malley
Governor

Anthony G. Brown
Lt. Governor

Beverley K. Swaim-Staley
Secretary

Paul J. Wiedefeld
Executive Director

Office of Planning and Environmental Services
Division of Airport Facilities Planning
Fax Cover Sheet

Date: 4-20-11

To: ANTHONY APANAVAGE

Fax # 301-528-3000

From:

_____ Shawn Ames, Manager
sames@bwiairport.com 410-859-7089

_____ Jennifer Romanowski, Planning Assistant
jromanowski@bwiairport.com 410-859-7794

_____ J. Richard Shepley, Airport Planner
rshepley@bwiairport.com 410-859-7692

_____ Nancy L. Owings, Administrative Assistant
nowings@bwiairport.com 410-859-7651

X Marion Harris, Administrative Assistant
mharris7@bwiairport.com 410-859-7639

Number of pages including cover sheet: 11
OPES Return fax no. **410-859-7082**

Message: Hard copies of to follow:
- Letter
- Runway or Taxiway Closure Required Chart
- Runway 15 Localizer Impacts Chart
- Restricted Activity Chart
- AZP Nos 11-075, A, B, and C

Maryland Aviation Administration

Martin O'Malley
Governor

Anthony G. Brown
Lt. Governor

Beverley K. Swaim-Staley
Secretary

Paul J. Wiedefeld, A.A.E.
Executive Director

April 20, 2011

VIA FACSIMILE: 301-528-3000
Mr. Anthony Apanavage
Tetra Tech
20251 Century Boulevard, Suite 200
Germantown MD 20874

Mr. Apanavage:

SUBJECT: Airport Zoning Permit No.'s 11-075 A, B, and C (Borings and Well Installations)
Building Permit No.'s 11-019, 11-020, and 11-021

Maryland Aviation Administration's (MAA) Office of Planning and Environmental Services (OPES) has received and reviewed the subject applications and determined that the proposed project lies within the Martin State Airport (MTN) Airport Zoning District. To ensure the safety of the traveling public, Code of Maryland Regulations (COMAR) authorizes MAA to review each project proposed within the Airport Zoning District, which is defined as the area within 3.3 miles of a fixed point on MTN.

The MAA has reviewed the applications to identify any hazards to the airspace surrounding MTN. Our analysis has revealed that some of the proposed activity may potentially create hazards to air navigation. However, it is possible to mitigate such hazards by conducting activity in these areas only when the adjacent runway, taxiway/taxilane is closed. Additionally, several other sites are positioned such that aircraft activity on adjacent taxiways and/or the runway can occur simultaneous to construction activity only when the appropriate safe guards are in effect. Before proceeding with any construction activity it is essential that the requirements outlined below and further in the attached matrices regarding lighting/marking and all other safety measures are in place as required.

The attached matrix labeled "Runway or Taxiway Closure Required" details the locations where taxiway/taxilane or runway closures are necessary and specifies pre-construction and operating requirements.

The attached matrix labeled "Runway 15 Localizer Impacts" details the locations where activity will be performed between Runway 15-33 and Taxiway T, and also within the Runway 15 Localizer Critical Area. Activity in this area can proceed simultaneous to activity on the adjacent runway and taxiway, but can not be pursued until the Runway 15 Localizer is protected by MTN Operations and pre-construction and operating requirements have been performed.

Finally, the attached matrix labeled "Restricted Activity" details the locations where activity will be performed between Runway 15-33 and a taxiway, but not within the Localizer Critical Area. Activity in this area can proceed simultaneous to activity on the adjacent runway and taxiway, but can not be pursued until pre-construction and operating requirements have been performed.

Airport Zoning Application No.'s 11-075 A, B, and C are hereby approved for a maximum equipment height of 44 feet Above Mean Sea Level (AMSL)/35 feet Above Ground Level contingent on satisfying the conditions established in this letter and attachments. In no way should the requirements specified in this letter or the attachments be construed as all encompassing. Before initiating activity in the vicinity of any sites at MTN, you must contact MTN Operations at 410-682-8831 for official Notice-To-Proceed and final direction.

Sincerely,

Shawn P. Ames, Manager
Division of Airport Facilities Planning

Enclosures

cc: Mr. Charles Baublitz, Chief Airport Operations, MTN
Mr. Alfred Pollard, A.A.E, Director, MTN
Ms. Karen Riddle, Permit Coordinator, Tenant Improvements, MAA

NOT APPLICABLE

8.) Size of Structure: Height _____, Length _____, Width _____

A site plan showing the property boundaries and the location of any existing/proposed structures is required with application.

Elevations

*MLS=Mean Sea Level. All height restrictions in the vicinity of the airport use MSL as a reference point. If you do not know the elevation of your site, you can obtain this information at the County Office of Planning & Code Enforcement, Map Room.

9.) Ground elevation of site: 9 ft _____ MSL*

10.) Maximum elevation: (Height of structure + elevation of site) 9 ft (all permanent work will be finished at or below grade) _____ MSL*

For Cranes

11.) Ground elevation at crane location: Drill rig mast 9 ft MSL@ Martin State Airport

12.) Height of crane(s) 35 ft

13.) Maximum elevation: (ground elevation + height of crane) 44 ft _____ MSL*

The applicant hereby certified and agrees as follows: 1) that he/she is authorized to make this application; 2) that the information is correct; 3) that he/she will comply with all regulations that are applicable hereto; and 4) that he/she will perform no work on the subject property not specifically described in this application.

APPLICANT (Please Print)			PROPERTY OWNER (Please Print)		
Tetra Tech on behalf of Lockheed Martin			Martin State Airport		
Address: 20251 Century Blvd, Suite 200			Address: 701 Wilson Point Road		
City	State	Zipcode	City	State	Zipcode
Germantown	MD	20874	Baltimore	MD	21220

Phone No.: 301-528-3021 office 301-233-8230 cell

Signature: on behalf of Lockheed Martin

Connection to Property: Environmental consultant to Lockheed Martin

Section III *Approvals*

Obstruction: ☑ Approved for maximum height of 44' MSL ☐ Denied ☐ N/A

By: Shawn P. Ames Date: 4/20/11

Noise: ☐ Approved ☐ Denied ☑ N/A

By: Shawn P. Ames Date: 4/20/11

Approval of this application, if granted, will terminate if construction does not begin within one year of approved date.
Approval of this permit does not preclude disturbance of applicant or occupants from aircraft operations. Please return application to: Maryland Aviation Administration, Aircraft Noise & Abatement Office. P.O. Box 8766. BWI Airport, MD 21240. Please direct inquiries to 410-859-7070.

MARYLAND DEPARTMENT OF TRANSPORTATION
MARYLAND AVIATION ADMINISTRATION

APPLICATION FOR AIRPORT ZONING PERMIT

Approval of this application is not a substitute for any other permits or approvals required by the State or Local Jurisdiction.

PERMIT NO. 11-075-P
MARYLAND AVIATION ADM.
AIRPORT ZONING PERMIT

Section I: *Administrative Use Only*

Application No.: 11-075-P Date Received: Date Issued:

Airport: ☐ BWI ☐ Martin State ☐ Other

County: ☐ Anne Arundel ☐ Howard ☐ Baltimore ☐ Other

Approval Required: ☐ Noise Zone ☐ Obstructions

Section II: ***Applicant Information*** COMPASS ROSE INVESTIGATION

1.) Application for (Check One)
(For the purposes of this form antenna, satellite dish, HVAC equipment, etc., should be considered "structures.")

☐ New Subdivision (Plat Approval) Subdivision No.: _____

☐ Structure Only ☐ Structure + Crane County Permit No.: _____

☒ ~~Crane Only~~, for construction or installation that will not add height to an existing structure.
DRILL RIG FOR ENVIRONMENTAL WORK

2.) Location: **Required:** ADC Map reference Martin State Airport

In addition, please complete at least one of the following types.

a) Tax Map, Grid _____, Parcel _____, Lot/block (if any) _____

b) Street Address 701 Wilson Point Road, Baltimore, MD 21220

c) N.S.E.W. side of _____, @ _____ ft. from intersection with _____

For Structures

3.) Type of improvement: ☐ New Building ☐ Addition ☐ Alteration ☐ Repair ☒ Other

4.) Contract price or estimated value of improvement: $150,000

5.) Proposed Use(s):

a) Residential: ☐ One family ☐ Two Family ☐ Multi-family (No. units ____) ☐ Other

b) Non-residential:

☐ Hospital, Nursing Home, Institution ☐ Office, Store, Theater, Restaurant

☐ School, Library, Church, Place of Assembly ☐ Agriculture, Industry: type: _____

☐ Hotel, Motel, Transient Lodging ☐ Tower, Tank: type: _____

☐ Outdoor Spectator Sports, Park, Playground ☒ Other Environmental Investigation

RECEIVED
MAR 17 2011
MAA-010-R3/03
PLANNING & ENVIRONMENTAL SERVICES

6.) Describe proposed structures: No permanent structures will be installed above grade for this project

7.) Present use if different from proposed: _____

NOT APPLICABLE

8.) Size of Structure: Height _____, Length _____, Width _____

A site plan showing the property boundaries and the location of any existing/proposed structures is required with application.

Elevations

*MLS=Mean Sea Level. All height restrictions in the vicinity of the airport use MSL as a reference point. If you do not know the elevation of your site, you can obtain this information at the County Office of Planning & Code Enforcement, Map Room.

9.) Ground elevation of site: 9 ft MSL*

10.) Maximum elevation: (Height of structure + elevation of site) 9 ft (all permanent work will be finished at or below grade) _____ MSL*

For Cranes

11.) Ground elevation at crane location: Drill rig mast 9 ft MSL@ Martin State Airport

12.) Height of crane(s) 35 ft

13.) Maximum elevation: (ground elevation + height of crane) 44 ft MSL*

The applicant hereby certified and agrees as follows: 1) that he/she is authorized to make this application; 2) that the information is correct; 3) that he/she will comply with all regulations that are applicable hereto; and 4) that he/she will perform no work on the subject property not specifically described in this application.

APPLICANT (Please Print)			PROPERTY OWNER (Please Print)		
Tetra Tech on behalf of Lockheed Martin			Martin State Airport		
Address: 20251 Century Blvd, Suite 200			Address: 701 Wilson Point Road		
City	State	Zipcode	City	State	Zipcode
Germantown	MD	20874	Baltimore	MD	21220

Phone No.: 301-528-3021 office 301-233-8230 cell

Signature: _____ on behalf of Lockheed Martin

Environmental consultant to

Connection to Property: Lockheed Martin

Section III ***Approvals***

Obstruction: ☑ Approved for maximum height of 44' MSL ☐ Denied ☐ N/A

By: _____ Date: 4/20/11

Noise: ☐ Approved ☐ Denied ☑ N/A

By: _____ Date: 4/20/11

Approval of this application, if granted, will terminate if construction does not begin within one year of approved date.
Approval of this permit does not preclude disturbance of applicant or occupants from aircraft operations. Please return application to: Maryland Aviation Administration, Aircraft Noise & Abatement Office, P.O. Box 8766, BWI Airport, MD 21240. Please direct inquiries to 410-859-7070.

MARYLAND DEPARTMENT OF TRANSPORTATION
MARYLAND AVIATION ADMINISTRATION

APPLICATION FOR AIRPORT ZONING PERMIT

Approval of this application is not a substitute for any other permits or approvals required by the State or Local Jurisdiction.

Section I: *Administration Only*

PERMIT NO. 11-075-G
MARYLAND AVIATION ADM.
AIRPORT ZONING PERMIT

Application No.: Date Received: Date Issued:

Airport: ☐ BWI ☐ Martin State ☐ Other

County: ☐ Howard ☐ Baltimore ☐ Other

Approval Required: ☐ Noise Zone ☐ Obstructions

Section II: *Applicant Information* GREATER STRAWBERRY POINT INVESTIGATION

1.) Application for (Check One)
(For the purposes of this form antenna, satellite dish, HVAC equipment, etc., should be considered "structures.")

☐ New Subdivision (Plat Approval) Subdivision No.: _____

☐ Structure Only ☐ Structure + Crane County Permit No.: _____

☒ ~~Crane Only~~, for construction or installation that will not add height to an existing structure. DRILL RIG FOR ENVIRONMENTAL WORK

2.) Location: **Required:** ADC Map reference Martin State Airport

In addition, please complete at least one of the following types.

a) Tax Map, Grid _____, Parcel _____, Lot/block (if any) _____

b) Street Address 701 Wilson Point Road, Baltimore, MD 21220

c) N.S.E.W. side of _____, @ _____ ft. from intersection with _____

_____

For Structures

3.) Type of improvement: ☐ New Building ☐ Addition ☐ Alteration ☐ Repair ☒ Other

4.) Contract price or estimated value of improvement: $150,000

5.) Proposed Use(s):

a) Residential: ☐ One family ☐ Two Family ☐ Multi-family (No. units ____) ☐ Other

b) Non-residential:

☐ Hospital, Nursing Home, Institution ☐ Office, Store, Theater, Restaurant

☐ School, Library, Church, Place of Assembly ☐ Agriculture, Industry: type: _____

☐ Hotel, Motel, Transient Lodging ☐ Tower, Tank: type: _____

☐ Outdoor Spectator Sports, Park, Playground ☒ Other Environmental Investigation

_____

RECEIVED
MAR 17 2011
MD AVIATION ADMINISTRATION
PLANNING & ENVIRONMENTAL SERVICES

6.) Describe proposed structures: No permanent structures will be installed above grade for this project

7.) Present use if different from proposed: _____

NOT APPLICABLE

8.) Size of Structure: Height _____, Length _____, Width _____

A site plan showing the property boundaries and the location of any existing/proposed structures is required with application.

Elevations

*MLS=Mean Sea Level. All height restrictions in the vicinity of the airport use MSL as a reference point. If you do not know the elevation of your site, you can obtain this information at the County Office of Planning & Code Enforcement, Map Room.

9.) Ground elevation of site: 9 ft _____ MSL*

10.) Maximum elevation: (Height of structure + elevation of site) 9 ft (all permanent work will be finished at or below grade) _____ MSL*

For Cranes

11.) Ground elevation at crane location: Drill rig mast 9 ft MSL@ Martin State Airport

12.) Height of crane(s) 35 ft

13.) Maximum elevation: (ground elevation + height of crane) 44 ft _____ MSL*

The applicant hereby certified and agrees as follows: 1) that he/she is authorized to make this application; 2) that the information is correct; 3) that he/she will comply with all regulations that are applicable hereto; and 4) that he/she will perform no work on the subject property not specifically described in this application.

APPLICANT (Please Print)

Tetra Tech on behalf of Lockheed Martin

Address: 20251 Century Blvd, Suite 200

City	State	Zipcode
Germantown	MD	20874

PROPERTY OWNER (Please Print)

Martin State Airport

Address: 701 Wilson Point Road

City	State	Zipcode
Baltimore	MD	21220

Phone No.: 301-528-3021 office 301-233-8230 cell

Signature: on behalf of Lockheed Martin

Environmental consultant to

Connection to Property: Lockheed Martin

Section III *Approvals*

Obstruction: ☒ Approved for maximum height of 44' MSL ☐ Denied ☐ N/A

By: Shawn P. Arnold Date: 4/20/11

Noise: ☐ Approved ☐ Denied ☒ N/A

By: Shawn P. Arnold Date: 4/20/11

Approval of this application, if granted, will terminate if construction does not begin within one year of approved date.
Approval of this permit does not preclude disturbance of applicant or occupants from aircraft operations. Please return application to: Maryland Aviation Administration, Aircraft Noise & Abatement Office. P.O. Box 8766. BWI Airport, MD 21240. Please direct inquiries to 410-859-7070.

MARYLAND DEPARTMENT OF TRANSPORTATION
MARYLAND AVIATION ADMINISTRATION

APPLICATION FOR AIRPORT ZONING PERMIT

Approval of ~~this application is not a substitute~~ for any other permits or approvals required by the State or Local Jurisdiction.

PERMIT NO.
MARYLAND AVIATION ADM.
AIRPORT ZONING PERMIT

Section I: ***Administrative Use Only***

Application No.: 11 - 075-A Date Received: Date Issued:

Airport: ☒ MAA ☐ Martin State ☐ Other

County: ☐ Anne Arundel ☐ Howard ☐ Baltimore ☐ Other

Approval Required: ☐ Noise Zone ☐ Obstructions

Section II: ***Applicant Information*** MAIN TERMINAL INVESTIGATION

1.) Application for (Check One)
(For the purposes of this form antenna, satellite dish, HVAC equipment, etc., should be considered "structures.")

☐ New Subdivision (Plat Approval) Subdivision No.: _____

☐ Structure Only ☐ Structure + Crane County Permit No.: _____

☒ Crane Only, for construction or installation that will not add height to an existing structure.
DRILL RIG FOR ENVIRONMENTAL WORK

2.) Location: **Required:** ADC Map reference Martin State Airport

In addition, please complete at least one of the following types.

a) Tax Map, Grid _____, Parcel _____, Lot/block (if any) _____

b) Street Address 701 Wilson Point Road, Baltimore, MD 21220

c) N.S.E.W. side of _____, @ _____ ft. from intersection with _____

For Structures

3.) Type of improvement: ☐ New Building ☐ Addition ☐ Alteration ☐ Repair ☒ Other

4.) Contract price or estimated value of improvement: $150,000

5.) Proposed Use(s):

a) Residential: ☐ One family ☐ Two Family ☐ Multi-family (No. units ____) ☐ Other

b) Non-residential:

☐ Hospital, Nursing Home, Institution ☐ Office, Store, Theater, Restaurant

☐ School, Library, Church, Place of Assembly ☐ Agriculture, Industry: type: _____

☐ Hotel, Motel, Transient Lodging ☐ Tower, Tank: type: _____

☐ Outdoor Spectator Sports, Park, Playground ☒ Other Environmental Investigation

RECEIVED
MAR 17 2011
MD AVIATION ADM.
PLANNING & ENVIRONMENTAL SERVICES

6.) Describe proposed structures: No permanent structures will be installed above grade for this project

7.) Present use if different from proposed: _____

RUNWAY OR TAXIWAY CLOSURE REQUIRED				
AREA	SITE	TYPE OF CLOSURE	EQUIPMENT LIGHTING/MARKING	ADDITIONAL ACTION
Compass Rose & Runway	MIP-81	Runway 15-33	Required - Coordinate with MTN Operations	NOTAM - Runway Closed
Compass Rose & Runway	MIP-86	Runway 15-33	Required - Coordinate with MTN Operations	NOTAM - Runway Closed
Compass Rose & Runway	SB-34	Runway 15-33	Required - Coordinate with MTN Operations	NOTAM - Runway Closed
Compass Rose & Runway	MIP-91	Runway 15-33	Required - Coordinate with MTN Operations	NOTAM - Runway Closed
Compass Rose & Runway	MW-27S	Runway 15-33	Required - Coordinate with MTN Operations	NOTAM - Runway Closed
Compass Rose & Runway	SB-33	Runway 15-33	Required - Coordinate with MTN Operations	NOTAM - Runway Closed
Compass Rose & Runway	MIP-92	Runway 15-33	Required - Coordinate with MTN Operations	NOTAM - Runway Closed
Compass Rose & Runway	MIP-93	Runway 15-33	Required - Coordinate with MTN Operations	NOTAM - Runway Closed
Compass Rose & Runway	SB-32	Runway 15-33	Required - Coordinate with MTN Operations	NOTAM - Runway Closed
Compass Rose & Runway	MIP-94	Runway 15-33	Required - Coordinate with MTN Operations	NOTAM - Runway Closed
Compass Rose & Runway	SB-35	Runway 15-33	Required - Coordinate with MTN Operations	NOTAM - Runway Closed
Compass Rose & Runway	MIP-76	Taxiway T	Required - Coordinate with MTN Operations	1) NOTAM - Taxiway T Closed; 2) Closed taxiway sections must be barricaded per direction of MTN Operations
Compass Rose & Runway	SB-26	Taxiway T	Required - Coordinate with MTN Operations	1) NOTAM - Taxiway T Closed; 2) Closed taxiway sections must be barricaded per direction of MTN Operations
Compass Rose & Runway	MIP-77	Taxiway T	Required - Coordinate with MTN Operations	1) NOTAM - Taxiway T Closed; 2) Closed taxiway sections must be barricaded per direction of MTN Operations
Compass Rose & Runway	MIP-82	Taxiway T	Required - Coordinate with MTN Operations	1) NOTAM - Taxiway T Closed; 2) Closed taxiway sections must be barricaded per direction of MTN Operations
Compass Rose & Runway	SB-29	Taxiway T	Required - Coordinate with MTN Operations	1) NOTAM - Taxiway T Closed; 2) Closed taxiway sections must be barricaded per direction of MTN Operations
Compass Rose & Runway	SB-27	Taxiway T	Required - Coordinate with MTN Operations	1) NOTAM - Taxiway T Closed; 2) Closed taxiway sections must be barricaded per direction of MTN Operations
Compass Rose & Runway	MIP-79	Taxiway T	Required - Coordinate with MTN Operations	1) NOTAM - Taxiway T Closed; 2) Closed taxiway sections must be barricaded per direction of MTN Operations
Greater Strawberry Point	GSP-SB-91	Taxiway F	Required - Coordinate with MTN Operations	1) NOTAM - Taxiway F Closed; 2) Closed taxiway sections must be barricaded per direction of MTN Operations
Greater Strawberry Point	GSP-MW-7	Taxiway F	Required - Coordinate with MTN Operations	1) NOTAM - Taxiway F Closed; 2) Closed taxiway sections must be barricaded per direction of MTN Operations
Greater Strawberry Point	GSP-SB-93	Taxiway F	Required - Coordinate with MTN Operations	1) NOTAM - Taxiway F Closed; 2) Closed taxiway sections must be barricaded per direction of MTN Operations
Greater Strawberry Point	GSP-SB-95	Taxiway F	Required - Coordinate with MTN Operations	1) NOTAM - Taxiway F Closed; 2) Closed taxiway sections must be barricaded per direction of MTN Operations
Greater Strawberry Point	GSP-SB-97	Taxiway F	Required - Coordinate with MTN Operations	1) NOTAM - Taxiway F Closed; 2) Closed taxiway sections must be barricaded per direction of MTN Operations
Greater Strawberry Point	GSP-SB-104	Taxiway F	Required - Coordinate with MTN Operations	1) NOTAM - Taxiway F Closed; 2) Closed taxiway sections must be barricaded per direction of MTN Operations
Greater Strawberry Point	GSP-SB-TP-1	Taxiway F	Required - Coordinate with MTN Operations	1) NOTAM - Taxiway F Closed; 2) Closed taxiway sections must be barricaded per direction of MTN Operations
Greater Strawberry Point	GSP-SB-106	Taxiway F	Required - Coordinate with MTN Operations	1) NOTAM - Taxiway F Closed; 2) Closed taxiway sections must be barricaded per direction of MTN Operations
Greater Strawberry Point	GSP-SB-112	Taxiway F	Required - Coordinate with MTN Operations	1) NOTAM - Taxiway F Closed; 2) Closed taxiway sections must be barricaded per direction of MTN Operations
Greater Strawberry Point	GSP-SB-113	Taxiway F	Required - Coordinate with MTN Operations	1) NOTAM - Taxiway F Closed; 2) Closed taxiway sections must be barricaded per direction of MTN Operations
Greater Strawberry Point	GSP-SB-114	Taxiway F	Required - Coordinate with MTN Operations	1) NOTAM - Taxiway F Closed; 2) Closed taxiway sections must be barricaded per direction of MTN Operations
Greater Strawberry Point	GSP-SB-115	Taxiway F	Required - Coordinate with MTN Operations	1) NOTAM - Taxiway F Closed; 2) Closed taxiway sections must be barricaded per direction of MTN Operations
Greater Strawberry Point	GSP-MW-1	Taxiway F	Required - Coordinate with MTN Operations	1) NOTAM - Taxiway F Closed; 2) Closed taxiway sections must be barricaded per direction of MTN Operations
Greater Strawberry Point	GSP-MW-2	Taxiway F	Required - Coordinate with MTN Operations	1) NOTAM - Taxiway F Closed; 2) Closed taxiway sections must be barricaded per direction of MTN Operations
Greater Strawberry Point	GSP-SB-117	Taxiway J	Required - Coordinate with MTN Operations	1) NOTAM - Taxiway J Closed; 2) Closed taxiway sections must be barricaded per direction of MTN Operations
Greater Strawberry Point	GSP-SB-118	Taxiway J	Required - Coordinate with MTN Operations	1) NOTAM - Taxiway J Closed; 2) Closed taxiway sections must be barricaded per direction of MTN Operations
Greater Strawberry Point	GSP-SB-119	Taxiway J	Required - Coordinate with MTN Operations	1) NOTAM - Taxiway J Closed; 2) Closed taxiway sections must be barricaded per direction of MTN Operations
Greater Strawberry Point	GSP-SB-120	Taxiway J	Required - Coordinate with MTN Operations	1) NOTAM - Taxiway J Closed; 2) Closed taxiway sections must be barricaded per direction of MTN Operations
Greater Strawberry Point	GSP-SB-121	Taxiway J	Required - Coordinate with MTN Operations	1) NOTAM - Taxiway J Closed; 2) Closed taxiway sections must be barricaded per direction of MTN Operations
Greater Strawberry Point	GSP-SB-122	Taxiway J	Required - Coordinate with MTN Operations	1) NOTAM - Taxiway J Closed; 2) Closed taxiway sections must be barricaded per direction of MTN Operations
Greater Strawberry Point	GSP-SB-123	Taxiway J	Required - Coordinate with MTN Operations	1) NOTAM - Taxiway J Closed; 2) Closed taxiway sections must be barricaded per direction of MTN Operations
Main Terminal Area	MT-MIP-01	Northwest Ramp Area	Required - Coordinate with MTN Operations	1) NOTAM - Taxiway F Closed; 2) Closed taxiway sections must be barricaded per direction of MTN Operations
Main Terminal Area	MT-SG-01	Northwest Ramp Area	Required - Coordinate with MTN Operations	1) NOTAM - Taxiway F Closed; 2) Closed taxiway sections must be barricaded per direction of MTN Operations
Main Terminal Area	MT-SB-01	Northwest Ramp Area	Required - Coordinate with MTN Operations	1) NOTAM - Taxiway F Closed; 2) Closed taxiway sections must be barricaded per direction of MTN Operations
Main Terminal Area	MT-MW-01S	Northwest Ramp Area	Required - Coordinate with MTN Operations	1) NOTAM - Taxiway F Closed; 2) Closed taxiway sections must be barricaded per direction of MTN Operations
Main Terminal Area	MT-MIP-02	Northwest Ramp Area	Required - Coordinate with MTN Operations	1) NOTAM - Taxiway F Closed; 2) Closed taxiway sections must be barricaded per direction of MTN Operations
Main Terminal Area	MT-SG-02	Northwest Ramp Area	Required - Coordinate with MTN Operations	1) NOTAM - Taxiway F Closed; 2) Closed taxiway sections must be barricaded per direction of MTN Operations
Main Terminal Area	MT-SG-25	Taxilane G	Required - Coordinate with MTN Operations	1) NOTAM - Taxilane G Closed; 2) Closed taxiway sections must be barricaded per direction of MTN Operations
Main Terminal Area	MT-MIP-24	Taxilane G	Required - Coordinate with MTN Operations	1) NOTAM - Taxilane G Closed; 2) Closed taxiway sections must be barricaded per direction of MTN Operations
Main Terminal Area	MT-MIP-25	Taxilane G	Required - Coordinate with MTN Operations	1) NOTAM - Taxilane G Closed; 2) Closed taxiway sections must be barricaded per direction of MTN Operations
Main Terminal Area	MT-SG-24	Taxilane G	Required - Coordinate with MTN Operations	1) NOTAM - Taxilane G Closed; 2) Closed taxiway sections must be barricaded per direction of MTN Operations
Main Terminal Area	MT-SB-16	Taxilane G	Required - Coordinate with MTN Operations	1) NOTAM - Taxilane G Closed; 2) Closed taxiway sections must be barricaded per direction of MTN Operations

RUNWAY 15 LOCALIZER IMPACTS				
AREA	SITE	IMPACT	EQUIPMENT LIGHTING/MARKING	ADDITIONAL ACTION
Compass Rose & Runway	SB-31	Between Construction Runway Safety Area and Taxiway Safety & in Localizer Critical Area - OK to operate with NOTAM	Required - Coordinate with MTN Operations	NOTAM - Runway 15 Localizer Out of Service, Activity Type, Equipment Height and Duration
Compass Rose & Runway	MIP-84	Between Construction Runway Safety Area and Taxiway Safety & in Localizer Critical Area - OK to operate with NOTAM	Required - Coordinate with MTN Operations	NOTAM - Runway 15 Localizer Out of Service, Activity Type, Equipment Height and Duration
Compass Rose & Runway	MIP-85	Between Construction Runway Safety Area and Taxiway Safety & in Localizer Critical Area - OK to operate with NOTAM	Required - Coordinate with MTN Operations	NOTAM - Runway 15 Localizer Out of Service, Activity Type, Equipment Height and Duration
Compass Rose & Runway	MIP-87	Between Construction Runway Safety Area and Taxiway Safety & in Localizer Critical Area - OK to operate with NOTAM	Required - Coordinate with MTN Operations	NOTAM - Runway 15 Localizer Out of Service, Activity Type, Equipment Height and Duration
Compass Rose & Runway	MIP-89	Between Construction Runway Safety Area and Taxiway Safety & in Localizer Critical Area - OK to operate with NOTAM	Required - Coordinate with MTN Operations	NOTAM - Runway 15 Localizer Out of Service, Activity Type, Equipment Height and Duration
Compass Rose & Runway	MIP-90	Between Construction Runway Safety Area and Taxiway Safety & in Localizer Critical Area - OK to operate with NOTAM	Required - Coordinate with MTN Operations	NOTAM - Runway 15 Localizer Out of Service, Activity Type, Equipment Height and Duration
Compass Rose & Runway	MW-301	Between Construction Runway Safety Area and Taxiway Safety & in Localizer Critical Area - OK to operate with NOTAM	Required - Coordinate with MTN Operations	NOTAM - Runway 15 Localizer Out of Service, Activity Type, Equipment Height and Duration

7

6 restricted

RESTRICTED ACTIVITY				
AREA	SITE	IMPACT	EQUIPMENT LIGHTING/MARKING	ADDITIONAL ACTION
Compass Rose & Runway	MIP-80	Between Construction Runway Safety Area and Taxiway Safety - OK to operate with NOTAM	Required - Coordinate with MTN Operations	NOTAM - Activity Type, Equipment Height and Duration
Compass Rose & Runway	MW-383	Between Construction Runway Safety Area and Taxiway Safety - OK to operate with	Required - Coordinate with MTN Operations	NOTAM - Activity Type, Equipment Height and Duration
Compass Rose & Runway	SB-30	Between Construction Runway Safety Area and Taxiway Safety - OK to operate with	Required - Coordinate with MTN Operations	NOTAM - Activity Type, Equipment Height and Duration
Compass Rose & Runway	MIP-83	Between Construction Runway Safety Area and Taxiway Safety - OK to operate with	Required - Coordinate with MTN Operations	NOTAM - Activity Type, Equipment Height and Duration
Compass Rose & Runway	MW-388	Between Construction Runway Safety Area and Taxiway Safety - OK to operate with	Required - Coordinate with MTN Operations	NOTAM - Activity Type, Equipment Height and Duration
Compass Rose & Runway	MIP-85	Between Construction Runway Safety Area and Taxiway Safety - OK to operate with	Required - Coordinate with MTN Operations	NOTAM - Activity Type, Equipment Height and Duration

Total 24 locations Compass Rose

18 + 7 + 6 = 31 → compass Ros.

11 - Main terminal

21 - Greate Strawberry point

Office of Design and Construction

Division of Documents & Permits

PRE-CONSTRUCTION CONFERENCE AGENDA

MTN Strawberry Point and Compass Point Soil Investigation

PERMIT #: BP-11-019 and BP-11-021
DATE: Monday May 16, 2011 at 9:00 a.m.

1) Introduction/Sign In Sheet

2) Issued Permits

Burn Occupancy
Crane Liquor License

3) Schedule

Work Hours
Weekly Revisions/Updates
Start and Completion Dates

4) Tenant Information Advisory (TIA)

Information provided to Tenants announcing upcoming short term activities in their areas that may affect/impact operations/services.

5) Airport Access Badging & Security

Prior to start of work the contractor must contact the MAA Airport Security Center (Dave Agbor) @ 410-859-7722.

Escorts
Tool Control
Equipment Staging
Vehicle Permits
Project Security Plan (PSP) SIDA
X-1 Security Requirements

Security violations could result in fines up to $10,000 for each occurrence per man and/or company and loss of badge.

Back of the badge includes the following Police, Security and Operations phone numbers.

Airport Police	410-859-7040
Airport Security	410-859-7124
Airport Operations	410-859-7018/7019

6) BWI Fire & Rescue Division- Fire Prevention and Inspection Section

Contractor must contact Lowrie Rowzie (410-859-7511) prior to start construction.

Fire extinguishers
Burn Permits
Required Submittals

7) Staging, Refuse Containment & Disposal

Contact BWI Operations (OPS) at 410-859-7018 / 7019.

8) Underground Utility Protection

Contractor's responsibility to locate, isolate and protect underground utilities prior to any excavations.

MAA Dig Authorization
Concrete scan/x-ray

9) Electrical Installations

Contact Chris Huth (Electrical Inspector) at 410-859-7951.

Installations and equipment shall meet NEC & MAA Design standards.
Conduit shall be ¾" (power) and 1" (data) throughout with either set screw or compression steel fittings.
Fixture flexible cable lengths are limited to a maximum six (6) feet in length.
Revisions shall be acceptable per the MAA design standards.

10) Point of Contact (POC) and Emergency Information

The contractor shall provide to the MAA in the event of after hour emergencies.

The BWI issued personal ID badge contains the following emergency contact numbers.

MEDICAL-RESCUE-FIRE EMERGENCIES
410-859-7222

Airport Police	**410-859-7040**
Airport Security	**410-859-7124**
Airport Operations	**410-859-7018 or 7019**

x 911

11) Safety

Contractor shall submit a job specific safety plan to the MAA Division of Permits seven days prior to construction.
The contractor maintains and controls the site safety plan and conditions.
MAA confined space entry permits are required prior to entry.
Personal Protective Equipment

12) Design Changes and As-Built Drawings

Red line drawings shall be submitted to the MAA at the final walkthrough.
Design changes may need additional review through the MAA as requested.

Record drawings shall be submitted as follows:

Red line mark up submitted

Supplemental Requirements Records Drawings

Within 45 days of the Final Inspection, the Tenant must provide a set of Record Drawings in hardcopy and AutoCAD as well as pdf format drawings on CD to Inspections. The Record Drawings must incorporate all layout, dimension and note changes that were made since the issuance of the Permit to allow the use of these drawings as base drawings for future renovations. The CD must be clearly labeled with the company name, project title, permit number, and date of CD preparation. The AutoCAD drawings must follow MAA Computer Aided Design (CAD) standards.

13) MAA Inspection Submittals

Architectural
Water Proof Floor Flood Test
Red line Drawings (Reference Item 12)
As-Built Drawings (Reference Item 12)
Additional submittals may be required.

Mechanical & Plumbing
Pipe Pressure tests
HVAC Balance Report

14) Hazardous Materials

Contact Mark Williams (Division of Environmental Compliance) at 410-859-7448.
Asbestos/Lead Paint
Hazardous Materials & Waste

Non-Haz. TBD Submittal Bill of Lading to T. M Morgan

15) Sediment & Erosion Control

Contact John Hurt (Environmental Planning) at 410-859-7384.

Sediment Control Permit (MDE)
Storm Water Discharge Permit (N0I)
Wetlands, Stream & 100 Year Floodplain Permit (MDE)

Identify erosion control manager and verify completion of training in E&S control (MDE "Green Card" or SHA "Yellow Card").

The erosion control manager and/or superintendent should review the E&S Control plan and the NPDES permit. For the NPDES permit pay attention in particular to sections Part IV, B Prevention of the Discharge of Significant Amounts of Sediment and Part IV, C Monitoring and Records.

Identify use of any off site stockpile, staging and disposal areas, and if proposed, obtain copy of the state/federal or county E&S control approval number for the site.

Inspections are required 1/week and after a significant rainfall event – significant is 0.1 inch – an inspection conducted after a rain event may count as the 1/week inspection.

Important to monitor the activities of subcontractors, in particular those using water or needing to dewater areas for construction (i.e. masons, foundation work).

Need to provide for containment and disposal of washout/wash down from paint, cement, mortar mixing operations.

Identify the need and if applicable the method and suitable discharge point for dewatering of the construction site.

Identify the means of fueling equipment (mobile, temporary onsite – if onsite need crash protection and overfill containment).

Stabilization requirement for inactive areas temporary or permanent stabilization required w/in 7 or 14 days as indicated by the plan.

Any self inspection finding of deficiencies should document the follow-up corrective action on next inspection to identify corrections made or any reason corrections could not be completed.

16) Stop Work Notification

The TIS inspector may issue a "STOP WORK ORDER" on projects encompassed herein in the event that there are serious code violations or if work is being performed in a dangerous or unsafe manner. The Stop Work Order shall remain in effect until the cause(s) of the Stop Work Order has been satisfactorily resolved.

17) Final Inspection Notification

Contractor shall contact Division of Permits 48 hours prior to scheduled date.

Contact:

Syed Shariq	**410-859-7506**
Karen Riddle	**410-859-7796**
Chris Huth	**410-859-7951**
Tim Morgan	**443-309-7136**

OFFICE of FACILITIES CONSTRUCTION

Division of Permits

RECEIPT of FIRE MARSHAL's CERTIFIED / STAMPED PROJECT PLANS

Permit # BP-11-021
MTN Compass Rose Soil Samples

I /We: Tetra Tech
(Company Name)

Received this Date: 3/16/11

Signature of Authorized Recipient: Dev Moral

Plans Certified by the MAA Fire Marshal's Office

Fire Marshal Stamp Date: March 16, 2011

Drawing List: **2 Copies**

Compass Rose and Runway Areas Proposed Sample Locations

MARYLAND DEPARTMENT OF TRANSPORTATION
MARYLAND AVIATION ADMINISTRATION

FM

Tenant Improvement Section
P. O. Box 8766, BWI Airport
Maryland, 21240-0766
Tel. 410-859-7796
Fax: 410-859-5440

APPLICATION FOR BUILDING PERMIT

GENERAL INFORMATION (To be completed by the applicant, please print)	
Project Name: Compass Rose Investigation	Airport: ☐ BWI ☒ MTN
Project Location (Bldg./Terminal, Level, Holdroom, Room No. etc.): Martin State Airport, Compass Rose Area	Tenant Space No.: Not Applicable
Name of Tenant: Lockheed Martin	Tel.:
	E-mail:
Applicant/Contact Person: Tony Apanavage (Tetra Tech) on behalf of Lockheed Martin	Tel.: 301-528-3021
Representing: Tetra Tech on behalf of Lockheed Martin	
Mailing Address: 20251 Century Blvd Suite 200, Germantown, MD 20874	Cell No.: 301-233-8230
	Fax: 301-528-3000
	E-mail: tony.apanavage@tetratech.com
Brief Description of Project: Environmental Investigation including the advancement of 20 membrane interface probe (MIP) borings, advancement of 10 soil borings, excavate 4 test pits, and installation of 6 groundwater monitoring wells to assess subsurface conditions in both soil and groundwater.	**Check Appropriate Box:** Existing Tenant? ☐ New Tenant? ☐
Name of Architect/Engineer: Tetra Tech Address: 20251 Century Blvd, Suite 200, Germantown, MD 20874	Tel.: 301-528-3021
	Fax: 301-528-3000
Name of Contact: Tony Apanavage	E-mail: tony.apanavage@tetratech.com
Name of Contractor: TBD	Tel.:
Name of Contact: TBD	Cell/Emergency No:
	E-mail:
Maryland Contractor's License Number: TBD * Attach Photocopy of Current MD Contractors License and Insurance Certificate.	Expiration Date:

Check Appropriate Box:

DRILL RIG WILL BE USED

	Yes	No		Yes	No
Will a crane be used during construction?	☐	☒	Will the work be done in a "Confined Space"?	☐	☒
Will the work involve "Hot Work/Welding"?	☐	☒	Will the work involve Trenching and Excavation?	☒	☐
Will rooftop equipment be provided?	☐	☒			

If the answer to any of these questions is Yes, additional permits or authorizations may be required. (See Permit Information & Guidelines for definitions and list of supplementary permits).

Applicant's Signature: on behalf of Lockheed Martin Date: 3/14/2011

FOR OFFICE USE ONLY

	Yes	No		Yes	No
Complete Application Form	☐	☐	Safety Plan	☑	☐
Insurance Certification	☐	☐	Commercial Management Authorization	☐	☐
Copy of Contractor's License	☐	☐	Check List	☐	☐
Dwgs. Stamped by Licensed Architect/Engineer	☐	☐	CD	☐	☐

Maryland Aviation Administration
REPORT FIRE & RESCUE DEPARTMENT
FIRE PREVENTION DIVISION
☐ REJECTED WITH NOTED COMMENTS
☐ REVISE AS NOTED AND RESUBMIT ☐ AS-BUILT'S
☐ APPROVED WITH RED LINED REVISION
☒ APPROVED AS SUBMITTED 3/16/2011
BY: Curtis J. Carter ATM-II

RECEIVED
MAR 15 2011
DIVISION OF FACILITIES CONSTRUCT

Permit Coordinator:
Date Received:
Date of Meeting:
Date of Release:
Date:

BP Number: BP 11 021

COMPASS ROSE AND RUNWAY AREAS – 2011 SCOPE OF WORK

- advance 20 membrane interface probe (MIP) borings
- advance 10 soil borings using direct-push technology (DPT)
- excavate 4 test pits at previously identified geophysical survey anomalies
- install 6 groundwater monitoring wells using a low-profile, mini-sonic drilling rig to depths ranging from approximately 20-40 feet below grade

Membrane Interface Probes

As shown in Figure 1, MIPs will be advanced at 20 locations in areas west and northwest of wells MW33S-I and in the vicinity of well DMW11S, where the 2010 soil gas study indicated the presence of cVOCs and pVOCs. The MIP at each location will be advanced to a minimum depth of 35 feet below grade by DPT. If the presence of VOCs in soil or groundwater is indicated by elevated instrument readings at 35 feet, MIP profiling will continue below 35 feet until readings no longer indicate the presence of cVOCs (ECD readings equal to or less than $1x10^6$ microVolts) or pVOCs (PID readings equal to or less than $1x10^5$ microVolts) or to probe refusal. The MIPs data obtained will be plotted and made available to the Tetra Tech field staff on a near real-time basis. This information will be used to make decisions such as depth of borings, locations of nearby borings, etc. This information can be made available to the project team daily, allowing team members in the office and the field to collaborate in determining the next MIP location or MIP depth.

Soil Borings

Soil samples will be collected from 10 proposed soil borings using DPT. The DPT locations will be distributed as follows:

- six soil borings in the vicinity of wells MW33S-I and MW-7
- three borings near well DMW11S
- two boring south-southwest of DMW11S and the airport runway

Refer to Figure 1 for the proposed soil boring locations. The final locations of the soil borings will be determined based on the results of the MIP profiling, locations of underground utilities,

and airport permit restrictions. Depending on MAA's permit requirements, soil sampling for locations near the airport runway may require night-time work with the use of portable floodlights.

The soil borings will be advanced by a Maryland-licensed driller in the targeted areas using DPT to approximately 25 feet below grade. Continuous soil samples will be collected from each boring using a 1.5-inch diameter, 4-foot long stainless steel macrocore sampling fitted with a disposable acetate liner. The probe sampler will be advanced in 4-foot increments and the retrieved soil samples will be collected for soil screening, including lithologic characterization, visual observations (e.g., staining, discolorations, etc.), and odors.

Backfilling of boreholes will consist of using granular bentonite up to a depth of approximately one foot below grade that will be hydrated with project-approved water to provide a seal. The remainder of the borehole annulus will be finished flush with soil to the existing grade.

Test Pits

Four test pits will be excavated to evaluate the potential presence of buried materials debris or mineral-rich clay soil at geophysical anomalies identified during a survey conducted in 2010 at the airport Compass Rose Area. Figure 1 presents the locations of the proposed test pits.

Test pits will be excavated in a high-amplitude area northwest of anomalies A and B (test pit A45) and in areas of the anomalies (test pits A46, A47, and A48) to investigate the nature of the EM responses. Due to the presence of wetlands and limited access by mechanized equipment in these areas, test pits will be excavated manually using shovels or other hand tools to expose the subsurface soil and minimize disturbances to the areas. If waste, debris, stained soil, or a structure is encountered, attempts will be made to excavate soil until the bottom of the waste, debris, stained soil, or structure can be determined. Because the test pits will be excavated manually, the pits are estimated to be approximately two feet long and two feet deep. The actual pit dimensions will depend on observations in the field and soil density encountered. Test pits are not to exceed a depth of four feet in cases where personnel must be in the pit to excavate and remove the soil. Additionally, each test pit will be backfilled the same day that it was excavated, and it will not be permitted to remain open overnight. Soil excavated from test pits will be compacted using shovels and hand tamping tools.

At all times during the excavating activities, the Tetra Tech test pit excavation team will be accompanied by the field operations leader. The test pit excavation team will remove soil from the excavation and monitor for the presence of waste chemicals, liquids, and objects. The field operations leader will focus on field communications, health and safety monitoring, and will provide field directions to ensure personnel safety during excavation activities.

Wells

Groundwater monitoring wells will be installed at six locations as shown on Figure 1. The wells are located in areas required to further delineate VOCs and other constituents in the current northwestern, western, and southeastern plume boundaries in the areas of wells MW33S-I/MW34S-I (northwestern plume boundary), MW11S (western plume boundary and source area), and MW24S-I (southeastern plume boundary). Additionally, a well is proposed to be installed hydraulically downgradient (i.e., east) of Pond 1, which is considered to be a potential source of cVOCs and pVOCs, and is an area where groundwater quality information is not available.

Well boreholes will be advanced using a low-profile, mini-sonic drilling rig (i.e., rotosonic method) operated by a Maryland-licensed well driller to characterize groundwater conditions in the areas of study. The rotasonic method involves having a four-inch by six-inch drill rod/over-ride-casing configuration (with temporary casing) to install the well to the target depth.

A protective, locking, stick-up, steel casing or a flush-mounted well cover will be secured over the well casing to protect the well dependent upon the location of the well. Flush mounted well covers will be installed for wells in high traffic or taxiway/runway areas (e.g., MSA-MW35S through MSA-MW38S, MSA-MW30I), whereas stick-up casings will be installed for wells located in more remote areas (e.g., MSA-MW39S). If a flush-mount cover is used, the PVC well casing will be cut below grade and made water-tight by installing a locking, expandable, sanitary seal in the well casing top. At these locations, concrete will be installed above the grout in the annular space between the well borehole and outer well casing up to approximately 6-inches below grade to provide a surface seal for the well and support for the flush-mount cover.

MARTIN STATE AIRPORT - COMPASS ROSE AREA PROPOSED SAMPLE LOCATION DISTANCES

Well ID	Type	Easting	Northing	Distance (Ft.)	To Feature	Distance (Ft.)	To Feature
A45	2011 Proposed Test Pit	1480240.142	603731.448	742.8	Center Line Runway	204.9	Center Line Taxiway Tango
A46	2011 Proposed Test Pit	1480461.414	603595.894	802.6	Center Line Runway	264.7	Center Line Taxiway Tango
A47	2011 Proposed Test Pit	1480729.532	603212.157	719.3	Center Line Runway	181.4	Center Line Taxiway Tango
A48	2011 Proposed Test Pit	1480842.162	603463.330	976.9	Center Line Runway	439.0	Center Line Taxiway Tango
MIP - 76	2011 Proposed MIP Location	1478330.144	605453.074	617.8	Center Line Runway	80.2	Center Line Taxiway Tango
MIP - 77	2011 Proposed MIP Location	1478460.700	605330.438	622.9	Center Line Runway	85.2	Center Line Taxiway Tango
MIP - 78	2011 Proposed MIP Location	1478619.543	605359.757	765.8	Center Line Runway	228.1	Center Line Taxiway Tango
MIP - 79	2011 Proposed MIP Location	1478591.332	605167.391	599.3	Center Line Runway	61.6	Center Line Taxiway Tango
MIP - 80	2011 Proposed MIP Location	1478233.263	605237.621	396.7	Center Line Runway	140.9	Center Line Taxiway Tango
MIP - 81	2011 Proposed MIP Location	1478218.039	604937.251	172.9	Center Line Runway	364.7	Center Line Taxiway Tango
MIP - 82	2011 Proposed MIP Location	1478440.282	605088.293	436.7	Center Line Runway	101.0	Center Line Taxiway Tango
MIP - 83	2011 Proposed MIP Location	1478507.859	604979.187	406.9	Center Line Runway	130.7	Center Line Taxiway Tango
MIP - 84	2011 Proposed MIP Location	1478589.728	604883.842	397.0	Center Line Runway	140.7	Center Line Taxiway Tango
MIP - 85	2011 Proposed MIP Location	1478459.009	604758.092	215.7	Center Line Runway	322.0	Center Line Taxiway Tango
MIP - 86	2011 Proposed MIP Location	1478867.413	604960.140	646.8	Center Line Runway	109.1	Center Line Taxiway Tango
MIP - 87	2011 Proposed MIP Location	1478723.404	604662.331	334.1	Center Line Runway	203.6	Center Line Taxiway Tango
MIP - 88	2011 Proposed MIP Location	1478787.218	604380.106	178.9	Center Line Runway	358.9	Center Line Taxiway Tango
MIP - 89	2011 Proposed MIP Location	1478904.314	604407.986	281.2	Center Line Runway	256.6	Center Line Taxiway Tango
MIP - 90	2011 Proposed MIP Location	1479006.913	604302.042	278.3	Center Line Runway	259.4	Center Line Taxiway Tango
MIP - 91	2011 Proposed MIP Location	1478869.743	604297.581	178.5	Center Line Runway	359.3	Center Line Taxiway Tango
MIP - 92	2011 Proposed MIP Location	1478524.936	604162.500	160.4	Center Line Runway	698.1	Center Line Taxiway Tango
MIP - 93	2011 Proposed MIP Location	1478612.673	604074.911	160.7	Center Line Runway	698.4	Center Line Taxiway Tango
MIP - 94	2011 Proposed MIP Location	1478748.186	603981.979	131.1	Center Line Runway	668.8	Center Line Taxiway Tango
MIP - 95	2011 Proposed MIP Location	1478522.582	604012.475	268.5	Center Line Runway	806.2	Center Line Taxiway Tango
MW30I	2014 Proposed Groundwater Monitoring Well	1479474.639	603824.541	269.3	Center Line Runway	268.6	Center Line Taxiway Tango
MW35S	2015 Proposed Groundwater Monitoring Well	1478651.586	605375.415	789.3	Center Line Runway	251.7	Center Line Taxiway Tango
MW36S	2011 Proposed Groundwater Monitoring Well	1478401.243	605068.951	395.5	Center Line Runway	142.2	Center Line Taxiway Tango
MW37S	2012 Proposed Groundwater Monitoring Well	1478857.048	604278.280	155.8	Center Line Runway	381.9	Center Line Taxiway Tango
MW38S	2013 Proposed Groundwater Monitoring Well	1478560.666	604049.529	215.3	Center Line Runway	753.1	Center Line Taxiway Tango
MW39S	2016 Proposed Groundwater Monitoring Well	1479568.294	604714.230	966.4	Center Line Runway	428.6	Center Line Taxiway Tango
SB - 26	2011 Proposed Soil Boring	1478371.785	605394.940	605.9	Center Line Runway	68.2	Center Line Taxiway Tango
SB - 27	2011 Proposed Soil Boring	1478597.186	605180.685	612.8	Center Line Runway	75.2	Center Line Taxiway Tango
SB - 28	2011 Proposed Soil Boring	1478873.280	604955.446	647.6	Center Line Runway	110.0	Center Line Taxiway Tango
SB - 29	2011 Proposed Soil Boring	1478452.944	605098.757	453.0	Center Line Runway	84.6	Center Line Taxiway Tango
SB - 30	2011 Proposed Soil Boring	1478354.564	604879.662	228.3	Center Line Runway	309.4	Center Line Taxiway Tango
SB - 31	2011 Proposed Soil Boring	1478598.224	604890.861	408.0	Center Line Runway	129.7	Center Line Taxiway Tango
SB - 32	2011 Proposed Soil Boring	1478621.888	604073.218	155.4	Center Line Runway	693.1	Center Line Taxiway Tango
SB - 33	2011 Proposed Soil Boring	1478836.860	604261.185	129.5	Center Line Runway	408.3	Center Line Taxiway Tango
SB - 34	2011 Proposed Soil Boring	1478884.776	604307.766	196.3	Center Line Runway	341.4	Center Line Taxiway Tango
SB - 35	2011 Proposed Soil Boring	1478754.800	603964.799	138.6	Center Line Runway	676.4	Center Line Taxiway Tango
Coordinate System:							
NAD_1983_StatePlane_Maryland_FIPS_1900_Feet							

MARYLAND DEPARTMENT OF TRANSPORTATION
MARYLAND AVIATION ADMINISTRATION

FM

Tenant Improvement Section
P. O. Box 8766, BWI Airport
Maryland, 21240-0766
Tel. 410-859-7796
Fax: 410-859-5440

APPLICATION FOR BUILDING PERMIT

GENERAL INFORMATION (To be completed by the applicant, please print)

Project Name: Compass Rose Investigation	Airport: ☐ BWI ☒ MTN
Project Location (Bldg./Terminal, Level, Holdroom, Room No. etc.): Martin State Airport, Compass Rose Area	Tenant Space No.: Not Applicable
Name of Tenant: Lockheed Martin	Tel.:
	E-mail:
Applicant/Contact Person: Tony Apanavage (Tetra Tech) on behalf of Lockheed Martin	Tel.: 301-528-3021
Representing: Tetra Tech on behalf of Lockheed Martin	
Mailing Address: 20251 Century Blvd Suite 200, Germantown, MD 20874	Cell No.: 301-233-8230
	Fax: 301-528-3000
	E-mail: tony.apanavage@tetratech.com
Brief Description of Project: Environmental Investigation including the advancement of 20 membrane interface probe (MIP) borings, advancement of 10 soil borings, excavate 4 test pits, and installation of 6 groundwater monitoring wells to assess subsurface conditions in both soil and groundwater.	**Check Appropriate Box:** Existing Tenant? ☐ New Tenant? ☐
Name of Architect/Engineer: Tetra Tech	Tel.: 301-528-3021
Address: 20251 Century Blvd, Suite 200, Germantown, MD 20874	Fax: 301-528-3000
Name of Contact: Tony Apanavage	E-mail: tony.apanavage@tetratech.com
Name of Contractor: TBD	Tel.:
Name of Contact: TBD	Cell/Emergency No:
	E-mail:
Maryland Contractor's License Number: TBD	Expiration Date:
* Attach Photocopy of Current MD Contractors License and Insurance Certificate.	

Check Appropriate Box:

DRILL RIG WILL BE USED

	Yes	No		Yes	No
Will a crane be used during construction?	☐	☒	Will the work be done in a "Confined Space"?	☐	☒
Will the work involve "Hot Work/Welding"?	☐	☒	Will the work involve Trenching and Excavation?	☒	☐
Will rooftop equipment be provided?	☐	☒			

If the answer to any of these questions is Yes, additional permits or authorizations may be required. (See Permit Information & Guidelines for definitions and list of supplementary permits).

Applicant's Signature: on behalf of Lockheed Martin Date: 3/14/2011

FOR OFFICE USE ONLY

Maryland Aviation Administration
AIRPORT FIRE & RESCUE DEPARTMENT
FIRE PREVENTION DIVISION
☐ REJECTED WITH NOTED COMMENTS
☐ REVISE AS NOTED AND RESUBMIT AS-BUILT'S
☐ APPROVED WITH RED LINED REVISION
☒ APPROVED AS SUBMITTED 3/16/2011
BY

RECEIVED
MAR 15 2011
DIVISION OF FACILITIES CONSTRUCTION

	Yes	No		Yes	No
Complete Application Form	☐	☐	Safety Plan	☐	☐
Insurance Certification	☐	☐	Commercial Management Authorization	☐	☐
Copy of Contractor's License	☐	☐	Check List	☐	☐
Dwgs. Stamped by Licensed Architect/Engineer	☐	☐	CD	☐	☐

Permit Coordinator:
Date Received:
Date of Meeting:
Date of Release:
Date:
BP Number: BP 11 021

MAA-179 R-9/06

COMPASS ROSE AND RUNWAY AREAS – 2011 SCOPE OF WORK

- advance 20 membrane interface probe (MIP) borings
- advance 10 soil borings using direct-push technology (DPT)
- excavate 4 test pits at previously identified geophysical survey anomalies
- install 6 groundwater monitoring wells using a low-profile, mini-sonic drilling rig to depths ranging from approximately 20-40 feet below grade

Membrane Interface Probes

As shown in Figure 1, MIPs will be advanced at 20 locations in areas west and northwest of wells MW33S-I and in the vicinity of well DMW11S, where the 2010 soil gas study indicated the presence of cVOCs and pVOCs. The MIP at each location will be advanced to a minimum depth of 35 feet below grade by DPT. If the presence of VOCs in soil or groundwater is indicated by elevated instrument readings at 35 feet, MIP profiling will continue below 35 feet until readings no longer indicate the presence of cVOCs (ECD readings equal to or less than $1x10^6$ microVolts) or pVOCs (PID readings equal to or less than $1x10^5$ microVolts) or to probe refusal. The MIPs data obtained will be plotted and made available to the Tetra Tech field staff on a near real-time basis. This information will be used to make decisions such as depth of borings, locations of nearby borings, etc. This information can be made available to the project team daily, allowing team members in the office and the field to collaborate in determining the next MIP location or MIP depth.

Soil Borings

Soil samples will be collected from 10 proposed soil borings using DPT. The DPT locations will be distributed as follows:

- six soil borings in the vicinity of wells MW33S-I and MW-7
- three borings near well DMW11S
- two boring south-southwest of DMW11S and the airport runway

Refer to Figure 1 for the proposed soil boring locations. The final locations of the soil borings will be determined based on the results of the MIP profiling, locations of underground utilities,

and airport permit restrictions. Depending on MAA's permit requirements, soil sampling for locations near the airport runway may require night-time work with the use of portable floodlights.

The soil borings will be advanced by a Maryland-licensed driller in the targeted areas using DPT to approximately 25 feet below grade. Continuous soil samples will be collected from each boring using a 1.5-inch diameter, 4-foot long stainless steel macrocore sampling fitted with a disposable acetate liner. The probe sampler will be advanced in 4-foot increments and the retrieved soil samples will be collected for soil screening, including lithologic characterization, visual observations (e.g., staining, discolorations, etc.), and odors.

Backfilling of boreholes will consist of using granular bentonite up to a depth of approximately one foot below grade that will be hydrated with project-approved water to provide a seal. The remainder of the borehole annulus will be finished flush with soil to the existing grade.

Test Pits

Four test pits will be excavated to evaluate the potential presence of buried materials debris or mineral-rich clay soil at geophysical anomalies identified during a survey conducted in 2010 at the airport Compass Rose Area. Figure 1 presents the locations of the proposed test pits.

Test pits will be excavated in a high-amplitude area northwest of anomalies A and B (test pit A45) and in areas of the anomalies (test pits A46, A47, and A48) to investigate the nature of the EM responses. Due to the presence of wetlands and limited access by mechanized equipment in these areas, test pits will be excavated manually using shovels or other hand tools to expose the subsurface soil and minimize disturbances to the areas. If waste, debris, stained soil, or a structure is encountered, attempts will be made to excavate soil until the bottom of the waste, debris, stained soil, or structure can be determined. Because the test pits will be excavated manually, the pits are estimated to be approximately two feet long and two feet deep. The actual pit dimensions will depend on observations in the field and soil density encountered. Test pits are not to exceed a depth of four feet in cases where personnel must be in the pit to excavate and remove the soil. Additionally, each test pit will be backfilled the same day that it was excavated, and it will not be permitted to remain open overnight. Soil excavated from test pits will be compacted using shovels and hand tamping tools.

At all times during the excavating activities, the Tetra Tech test pit excavation team will be accompanied by the field operations leader. The test pit excavation team will remove soil from the excavation and monitor for the presence of waste chemicals, liquids, and objects. The field operations leader will focus on field communications, health and safety monitoring, and will provide field directions to ensure personnel safety during excavation activities.

Wells

Groundwater monitoring wells will be installed at six locations as shown on Figure 1. The wells are located in areas required to further delineate VOCs and other constituents in the current northwestern, western, and southeastern plume boundaries in the areas of wells MW33S-I/MW34S-I (northwestern plume boundary), MW11S (western plume boundary and source area), and MW24S-I (southeastern plume boundary). Additionally, a well is proposed to be installed hydraulically downgradient (i.e., east) of Pond 1, which is considered to be a potential source of cVOCs and pVOCs, and is an area where groundwater quality information is not available.

Well boreholes will be advanced using a low-profile, mini-sonic drilling rig (i.e., rotosonic method) operated by a Maryland-licensed well driller to characterize groundwater conditions in the areas of study. The rotasonic method involves having a four-inch by six-inch drill rod/over-ride-casing configuration (with temporary casing) to install the well to the target depth.

A protective, locking, stick-up, steel casing or a flush-mounted well cover will be secured over the well casing to protect the well dependent upon the location of the well. Flush mounted well covers will be installed for wells in high traffic or taxiway/runway areas (e.g., MSA-MW35S through MSA-MW38S, MSA-MW30I), whereas stick-up casings will be installed for wells located in more remote areas (e.g., MSA-MW39S). If a flush-mount cover is used, the PVC well casing will be cut below grade and made water-tight by installing a locking, expandable, sanitary seal in the well casing top. At these locations, concrete will be installed above the grout in the annular space between the well borehole and outer well casing up to approximately 6-inches below grade to provide a surface seal for the well and support for the flush-mount cover.

MARTIN STATE AIRPORT - COMPASS ROSE AREA PROPOSED SAMPLE LOCATION DISTANCES

Well ID	Type	Easting	Northing	Distance (Ft.)	To Feature	Distance (Ft.)	To Feature
A45	2011 Proposed Test Pit	1480240.142	603731.448	742.8	Center Line Runway	204.9	Center Line Taxiway Tango
A46	2011 Proposed Test Pit	1480461.414	603595.894	802.6	Center Line Runway	264.7	Center Line Taxiway Tango
A47	2011 Proposed Test Pit	1480729.532	603212.157	719.3	Center Line Runway	181.4	Center Line Taxiway Tango
A48	2011 Proposed Test Pit	1480842.162	603463.330	976.9	Center Line Runway	439.0	Center Line Taxiway Tango
MIP - 76	2011 Proposed MIP Location	1478330.144	605453.074	617.8	Center Line Runway	80.2	Center Line Taxiway Tango
MIP - 77	2011 Proposed MIP Location	1478460.700	605330.438	622.9	Center Line Runway	85.2	Center Line Taxiway Tango
MIP - 78	2011 Proposed MIP Location	1478619.543	605359.757	765.8	Center Line Runway	228.1	Center Line Taxiway Tango
MIP - 79	2011 Proposed MIP Location	1478591.332	605167.391	599.3	Center Line Runway	61.6	Center Line Taxiway Tango
MIP - 80	2011 Proposed MIP Location	1478233.263	605237.621	396.7	Center Line Runway	140.9	Center Line Taxiway Tango
MIP - 81	2011 Proposed MIP Location	1478218.039	604937.251	172.9	Center Line Runway	364.7	Center Line Taxiway Tango
MIP - 82	2011 Proposed MIP Location	1478440.282	605088.293	436.7	Center Line Runway	101.0	Center Line Taxiway Tango
MIP - 83	2011 Proposed MIP Location	1478507.859	604979.187	406.9	Center Line Runway	130.7	Center Line Taxiway Tango
MIP - 84	2011 Proposed MIP Location	1478589.728	604883.842	397.0	Center Line Runway	140.7	Center Line Taxiway Tango
MIP - 85	2011 Proposed MIP Location	1478459.009	604758.092	215.7	Center Line Runway	322.0	Center Line Taxiway Tango
MIP - 86	2011 Proposed MIP Location	1478867.413	604960.140	646.8	Center Line Runway	109.1	Center Line Taxiway Tango
MIP - 87	2011 Proposed MIP Location	1478723.404	604662.331	334.1	Center Line Runway	203.6	Center Line Taxiway Tango
MIP - 88	2011 Proposed MIP Location	1478787.218	604380.106	178.9	Center Line Runway	358.9	Center Line Taxiway Tango
MIP - 89	2011 Proposed MIP Location	1478904.314	604407.986	281.2	Center Line Runway	256.6	Center Line Taxiway Tango
MIP - 90	2011 Proposed MIP Location	1479006.913	604302.042	278.3	Center Line Runway	259.4	Center Line Taxiway Tango
MIP - 91	2011 Proposed MIP Location	1478869.743	604297.581	178.5	Center Line Runway	359.3	Center Line Taxiway Tango
MIP - 92	2011 Proposed MIP Location	1478524.936	604162.500	160.4	Center Line Runway	698.1	Center Line Taxiway Tango
MIP - 93	2011 Proposed MIP Location	1478612.673	604074.911	160.7	Center Line Runway	698.4	Center Line Taxiway Tango
MIP - 94	2011 Proposed MIP Location	1478748.186	603981.979	131.1	Center Line Runway	668.8	Center Line Taxiway Tango
MIP - 95	2011 Proposed MIP Location	1478522.582	604012.475	268.5	Center Line Runway	806.2	Center Line Taxiway Tango
MW30I	2014 Proposed Groundwater Monitoring Well	1479474.639	603824.541	269.3	Center Line Runway	268.6	Center Line Taxiway Tango
MW35S	2015 Proposed Groundwater Monitoring Well	1478651.586	605375.415	789.3	Center Line Runway	251.7	Center Line Taxiway Tango
MW36S	2011 Proposed Groundwater Monitoring Well	1478401.243	605068.951	395.5	Center Line Runway	142.2	Center Line Taxiway Tango
MW37S	2012 Proposed Groundwater Monitoring Well	1478857.048	604278.280	155.8	Center Line Runway	381.9	Center Line Taxiway Tango
MW38S	2013 Proposed Groundwater Monitoring Well	1478560.666	604049.529	215.3	Center Line Runway	753.1	Center Line Taxiway Tango
MW39S	2016 Proposed Groundwater Monitoring Well	1479568.294	604714.230	966.4	Center Line Runway	428.6	Center Line Taxiway Tango
SB - 26	2011 Proposed Soil Boring	1478371.785	605394.940	605.9	Center Line Runway	68.2	Center Line Taxiway Tango
SB - 27	2011 Proposed Soil Boring	1478597.186	605180.685	612.8	Center Line Runway	75.2	Center Line Taxiway Tango
SB - 28	2011 Proposed Soil Boring	1478873.280	604955.446	647.6	Center Line Runway	110.0	Center Line Taxiway Tango
SB - 29	2011 Proposed Soil Boring	1478452.944	605098.757	453.0	Center Line Runway	84.6	Center Line Taxiway Tango
SB - 30	2011 Proposed Soil Boring	1478354.564	604879.662	228.3	Center Line Runway	309.4	Center Line Taxiway Tango
SB - 31	2011 Proposed Soil Boring	1478598.224	604890.861	408.0	Center Line Runway	129.7	Center Line Taxiway Tango
SB - 32	2011 Proposed Soil Boring	1478621.888	604073.218	155.4	Center Line Runway	693.1	Center Line Taxiway Tango
SB - 33	2011 Proposed Soil Boring	1478836.860	604261.185	129.5	Center Line Runway	408.3	Center Line Taxiway Tango
SB - 34	2011 Proposed Soil Boring	1478884.776	604307.766	196.3	Center Line Runway	341.4	Center Line Taxiway Tango
SB - 35	2011 Proposed Soil Boring	1478754.800	603964.799	138.6	Center Line Runway	676.4	Center Line Taxiway Tango
Coordinate System:							
NAD_1983_StatePlane_Maryland_FIPS_1900_Feet							

MARYLAND DEPARTMENT OF TRANSPORTATION
MARYLAND AVIATION ADMINISTRATION

UTILITY MODIFICATION/DIGGING AUTHORIZATION

Tenant Improvements Section
P.O. Box 8766, BWI Airport
Maryland 21240-0766
Tel.: 410-859-7796
Fax: 410-859-5440
E-mail address:
MAATIS@Bwiairport.com

GENERAL INFORMATION (To be completed by the applicant, please print)

Project Name: Strawberry Point Environmental Investigation

Airport: ☐ BWI ☒ MTN

Project Location (Bldg./Terminal, Level, Holdroom, Room No. etc.):
MTN Strawberry Point

Tenant Space No.:
NA

Name of Tenant:
Lockheed Martin

Tel.:
E-mail:

Applicant/Contact Person: Tony Apanavage

Tel.: 301-528-3021

Contractor: Tetra Tech

Cell:

Mailing Address:

Fax:

E-mail:

STEP 1

Scope: *(Define Scope and Boundaries of Proposed Work. Attach Drawings or Sketches as Required.)*
Reference approved FM stamped drawingsdated 3/16/11

Utilities: List all Utilities as Identified in Contract Drawings	Contract Drawing Reference

STEP 2 *Gray areas to be filled out by MAA Inspector*

MAA Utilities*	Name: Charles Barbitz	Signature:	Date: 5/17/11
MAA Design*	Name:	Signature:	Date:
MAA IT*	Name: Charles Barbitz	Signature:	Date: 5/17/11
FAA *	Name:	Signature:	Date:
BGE	Name:	Signature:	Date:
MISS UTILITY	Name:	Signature:	Date:

List additional utilities identified by MAA/PB/FAA/BGE/Miss Utility/Others

STEP 3

The following utilities have been test pitted, located, and identified (Digging authorization is subject to resubmission if utilities require re-marking and re-test pitting due to removal or disturbance of identifying markers)

Signature of Contractor: Dev Murali **Date:** 6/2/11

*MAA/FAA sign off does not necessarily indicate accuracy of information but rather denotes that there are no known utilities other than those that may be listed. MAA/FAA and their employees and authorized agents are not liable for accurately identifying or locating any or all utilities. MAA/FAA sign-offs do not relieve the Contractor of responsibility for locating and protecting all utilities near the work. Contractor should use extreme caution for all underground work; cutting or damaging utilities could result in, among other things, disruption of service at the airport.

FOR OFFICE USE ONLY

Signature of Inspector **Date:**

Name of Inspector: *Print*
Date Application Received:
Date Application Approved/Denied:

BP/IP Number: 38-11-019

MARYLAND DEPARTMENT OF TRANSPORTATION
MARYLAND AVIATION ADMINISTRATION

UTILITY MODIFICATION/DIGGING AUTHORIZATION

Tenant Improvements Section
P.O. Box 8766, BWI Airport
Maryland 21240-0766
Tel.: 410-859-7796
Fax: 410-859-5440
E-mail address:
MAATIS@Bwiairport.com

GENERAL INFORMATION (To be completed by the applicant, please print)

Project Name: Compass Rose Environmental Investigation

Airport: ☐ BWI ☒ MTN

Project Location (Bldg./Terminal, Level, Holdroom, Room No. etc.):
MTN Compass Rose

Tenant Space No.:
NA

Name of Tenant:
Lockheed Martin

Tel.:
E-mail:

Applicant/Contact Person: Tony Apanavage

Tel.: 301-528-3021

Contractor: Tetra Tech

Cell:

Mailing Address:

Fax:

E-mail:

STEP 1

Scope: *(Define Scope and Boundaries of Proposed Work. Attach Drawings or Sketches as Required.)*
Reference approved FM stamped drawingsdated 3/16/11

Utilities: List all Utilities as Identified in Contract Drawings	**Contract Drawing Reference**

STEP 2 *Gray areas to be filled out by MAA Inspector*

MAA Utilities*	Name: Charles Bauditz	Signature:	Date: 5/17/11
MAA Design*	Name:	Signature:	Date:
MAA IT*	Name: Charles Bauditz	Signature:	Date: 5/17/11
FAA *	Name:	Signature:	Date:
BGE	Name:	Signature:	Date:
MISS UTILITY	Name:	Signature:	Date:

List additional utilities identified by MAA/PB/FAA/BGE/Miss Utility/Others

STEP 3

The following utilities have been test pitted, located, and identified (Digging authorization is subject to resubmission if utilities require re-marking and re-test pitting due to removal or disturbance of identifying markers)

Signature of Contractor: Dev Murali **Date:** 6/2/11

*MAA/FAA sign off does not necessarily indicate accuracy of information but rather denotes that there are no known utilities other than those that may be listed. MAA/FAA and their employees and authorized agents are not liable for accurately identifying or locating any or all utilities. MAA/FAA sign-offs do not relieve the Contractor of responsibility for locating and protecting all utilities near the work. Contractor should use extreme caution for all underground work; cutting or damaging utilities could result in, among other things, disruption of service at the airport.

FOR OFFICE USE ONLY

Signature of Inspector **Date:**

Name of Inspector: *Print*
Date Application Received:
Date Application Approved/Denied:

BP/IP Number:
BP-11-021

Final Report
Geophysical Survey
Utility/Structure Clearance for 41 Proposed Boring Locations
Martin State Airport Compass Rose Area
Middle River, MD
Enviroscan Project Number 051103

Prepared for: Tetra Tech NUS, Inc.
Prepared By: Enviroscan, Inc.
July 14, 2011

1051 Columbia Avenue ● Lancaster, PA 17603 ● 717.396.8922 ● Fax 717.396.8746 ● email@enviroscan.com ● www.enviroscan.com

ENVIROSCAN, INC.

July 14, 2011

Mr. Dev Murali
Tetra Tech NUS, Inc.
20251 Century Boulevard
Suite 200
Germantown, MD 20874-7114

RE: Geophysical Survey
Utility/Structure Clearance for 41 Proposed Boring Locations
Martin State Airport Compass Rose Area
Middle River, MD
Enviroscan Project Number 051103

Dear Mr. Murali:

Pursuant to the specifications of our proposal, dated May 2, 2011, Enviroscan, Inc. conducted a multi-technique geophysical survey at the above-referenced site from May 20 to May 26, 2011. The purpose of the survey was to perform utility clearance for 41 proposed soil borings.

Methods

The utility survey was completed using standard and/or routinely accepted practices of the geophysical industry and equipment representing the best available technology, including:

- a Radiodetection RD8000 Multi-Frequency pipe and cable tracer;
- a Radiodetection C.A.T. and Genny pipe and cable locator/tracer;
- a Fisher TW-6 electromagnetic (EM) pipe and cable locator/tracer;
- a GSSI SIR-2000 ground penetrating radar (GPR) system.

The principles of these techniques are detailed below.

RD8000

Utility tracing was conducted using a Radiodetection RD8000 digital cable and pipe tracer. The transmitter can be directly coupled to exposed portions of a metallic pipe, cable, or wire or indirectly (inductively) to a subsurface metallic utility of known location/orientation. The transmitter remains stationary and energizes the metallic utility at a frequency selected by the operator (512 Hz, 8 kHz, 33 kHz, or 65 kHz), which is received at the ground surface by the digital locator. When the transmitter is directly coupled to the metallic utility, the digital receiver can also calculate the depth of the utility to an accuracy of ±10% of the actual depth of the utility. Please note the close proximity to bends in the traced line or poor signal strength can result in erroneous depth estimations.

C.A.T. and Genny

The survey areas were also scanned with a Radiodetection C.A.T. and Genny pipe and cable locator and tracer. In Power mode, the C.A.T. detects the 50 to 60 Hertz (Hz) electromagnetic field generated by live power cables and other metallic utilities to which a live line is grounded. In Radio mode, the C.A.T. detects buried conductors (cables or metallic pipes) as they conduct and re-transmit commercial broadcast radio energy. In Genny mode, the C.A.T. detects signal generated by the Genny transmitter. The Genny transmitter can be coupled directly (conductively) to exposed portions of a metallic pipe, cable, or wire or inductively to a subsurface metallic utility with known location and orientation.

TW-6

In order to detect unknown utilities, Enviroscan employed a Fisher TW-6 pipe and cable locator and tracer. In pipe and cable search mode, the TW-6 is essentially a deep-sensing metal detector that detects any highly electrically conductive materials (e.g. metals) by creating an electromagnetic field with a transmitting coil. A receiving coil at a fixed separation from the transmitter measures the field strength. As the instrument is swept along the ground surface, subsurface metallic bodies distort the transmitted field. The change in field strength/orientation is sensed by the receiver, setting off an audible alarm and/or causing deflection of an analog meter. The TW-6 can nominally detect a 2-inch metal pipe to a depth of 8 feet and a 10-inch metal pipe to a depth of 14 feet.

In pipe and cable tracing mode, the TW-6 transmitter can be coupled directly (conductively) to exposed portions of a metallic pipe, cable, or wire or inductively to a subsurface metallic utility with known location and orientation. The transmitter remains stationary and energizes or excites the metallic utility to be traced with an 81.92-kilohertz signal that can be traced at the ground surface using the mobile TW-6 receiver wand or probe.

GPR

GPR systems produce cross-sectional images of subsurface features and layers by continuously emitting pulses of radar-frequency energy from a scanning antenna as it is towed along a survey profile. The radar pulses are reflected by interfaces between materials with differing dielectric properties. The reflections return to the antenna and are displayed on a video monitor as a continuous cross section in real time. Since the electrical properties of metal are distinctly different from soil and backfill materials, metallic pipes and other structures commonly produce dramatic and characteristic reflections. Fiberglass, plastic, concrete, and terra-cotta pipes and structures also produce recognizable, but less dramatic reflections. Scanning was performed using a GSSI SIR-2000 GPR controller with an internal hard drive and a color display, and both a high-frequency, high-resolution 500 megaHertz (MHz) antenna or transducer, and a lower frequency deep-penetrating 200 MHz transducer.

Results Summary

The utility clearance survey results are depicted in Figures 1 through 4. Several boring locations were moved (less than 20 feet) to avoid obstructions. These new locations are noted in Table 1. The proposed coordinates of boring locations that were moved appear in red. Please note that the new coordinates of boring locations moved during geoprobing (by others) to avoid marked utilities or obstructions to drilling do not appear on Table 1.

Limitations

The above-referenced geophysical survey was completed using standard and/or routinely accepted practices of the geophysical industry and equipment representing the best available technology. Enviroscan does not accept responsibility for survey limitations due to inherent technological limitations or unforeseen site-specific conditions. However, we make every effort to identify and notify the client of such limitations or conditions. In particular, please note the following specific limitations and recommendations:

- Enviroscan's field markings should be considered accurate to within approximately +/-18 inches for single lines. In contrast, since electromagnetic tracing of duct banks provides only a centerline, the bank itself may extend for 2 to 3 feet beyond the marked trace.

- The completion of this survey does not relieve any party of applicable legal obligations to notify the appropriate One-Call center prior to digging or drilling.

As always, we appreciate this opportunity to have worked with you. If you have any questions, please do not hesitate to contact me.

Sincerely,
Enviroscan, Inc.

William E. Steinhart III, M.Sc., P.G.
Principal Geophysicist

Technical Review By:
Enviroscan, Inc.

Felicia Kegel Bechtel, M.Sc., P.G.
President

enc.: Figure 1 Utility Survey Results Area 1
Figure 2 Utility Survey Results Area 2
Figure 3 Utility Survey Results Area 3
Figure 4 Utility Survey Results Area 4
Table 1 – Utility Clearance Results



The information depicted on this drawing represents survey results on the date surveyed and can only be considered to be indicative of the general conditions existing on that survey date.

Coordinates in Maryland State Plane (feet) NAD-83 Datum.

0 60 120
Scale in Feet

Prepared by:

Enviroscan, Inc.
1051 Columbia Avenue
Lancaster, PA
(717) 396-8922

Utility Survey Results Area 1

Compass Rose Utility Survey

Martin State Airport
Middle River, MD

Figure **1**

Project Number	Survey Date	Drawn by:
051103	05/24/11	WES
Original Scale	Revision/Issue	Approved by:
1" = 60'	07/05/2011	FKB

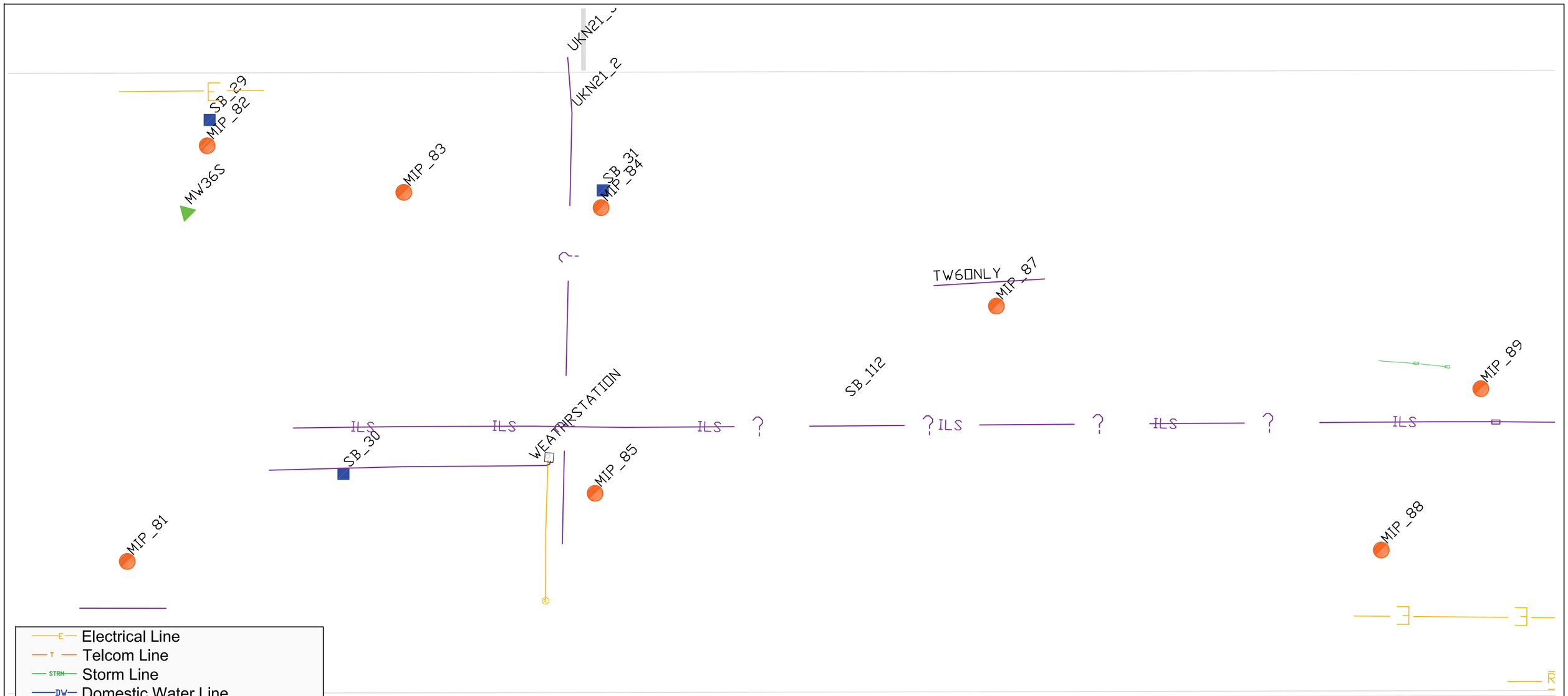

The information depicted on this drawing represents survey results on the date surveyed and can only be considered to be indicative of the general conditions existing on that survey date.

Coordinates in Maryland State Plane (feet) NAD-83 Datum.

0 60 120

Scale in Feet

Prepared by:

Enviroscan, Inc.
1051 Columbia Avenue
Lancaster, PA
(717) 396-8922

Utility Survey Results Area 2

Compass Rose Utility Survey

Martin State Airport
Middle River, MD

Figure 2

Project Number	Survey Date	Drawn by:
051103	05/24/11	WES
Original Scale	Revision/Issue	Approved by:
1" = 60'	07/05/2011	FKB

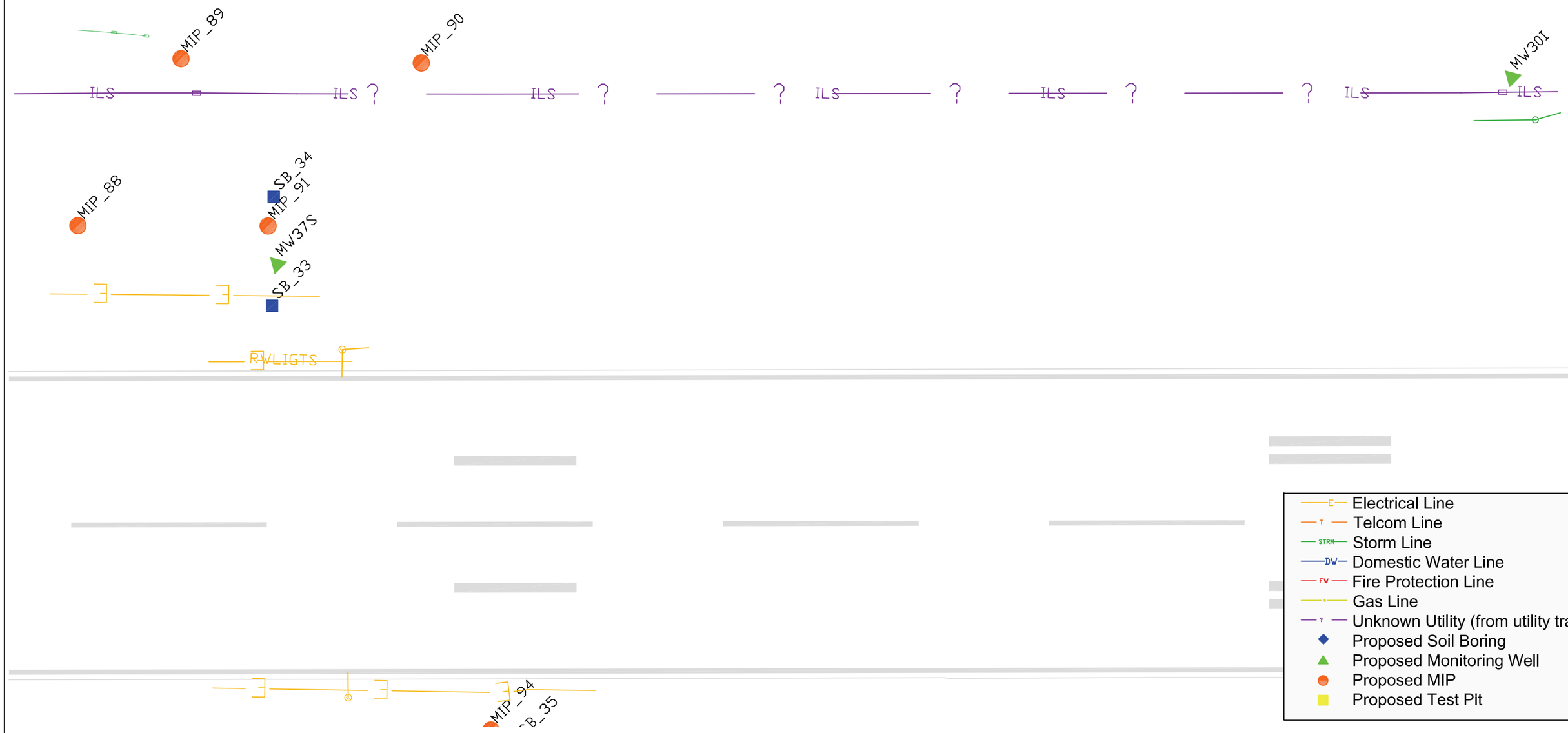

The information depicted on this drawing represents survey results on the date surveyed and can only be considered to be indicative of the general conditions existing on that survey date.

Coordinates in Maryland State Plane (feet) NAD-83 Datum.

0 60 120
Scale in Feet

Prepared by:

Enviroscan, Inc.
1051 Columbia Avenue
Lancaster, PA
(717) 396-8922

Utility Survey Results Area 3

Compass Rose Utility Survey

Martin State Airport
Middle River, MD

Figure 3

Project Number	Survey Date	Drawn by:
051103	05/24/11	WES
Original Scale	Revision/Issue	Approved by:
1" = 60'	07/05/2011	FKB

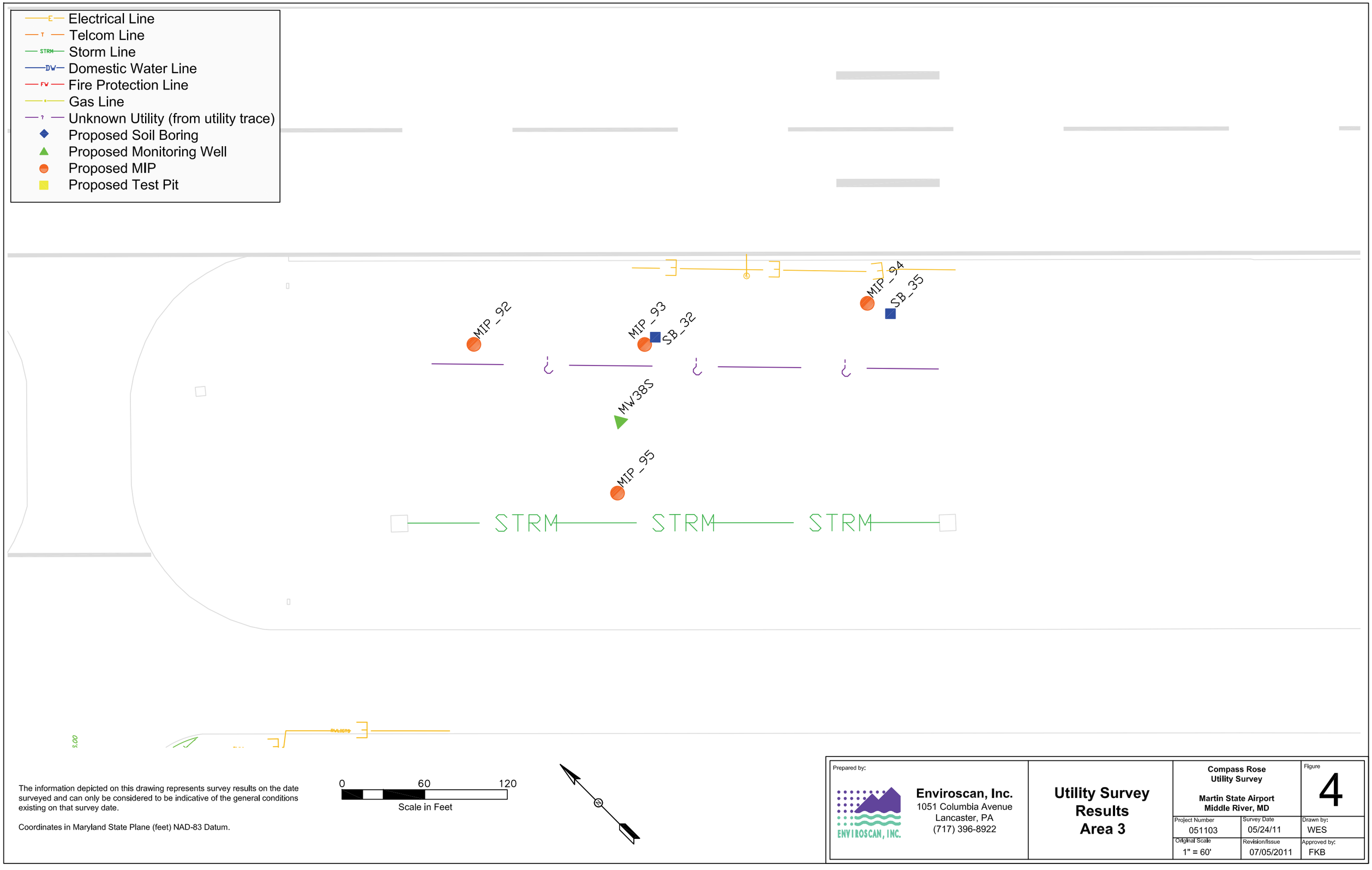

The information depicted on this drawing represents survey results on the date surveyed and can only be considered to be indicative of the general conditions existing on that survey date.

Coordinates in Maryland State Plane (feet) NAD-83 Datum.

0 60 120

Scale in Feet

Prepared by:

Enviroscan, Inc.
1051 Columbia Avenue
Lancaster, PA
(717) 396-8922

ENVIROSCAN, INC.

Utility Survey Results Area 3

Compass Rose Utility Survey

Martin State Airport
Middle River, MD

Figure 4

Project Number	Survey Date	Drawn by:
051103	05/24/11	WES
Original Scale	Revision/Issue	Approved by:
1" = 60'	07/05/2011	FKB

Table 1
Utility Clearance Results
Compass Rose Survey

Boring ID	Proposed Easting	Proposed Northing	Boring Moved due to Utility or Obstruction	Final Easting	Final Northing
A45	1480240.142	603731.448	✓	1480237.21	603726
A46	1480461.414	603595.894		1480461.41	603595.9
A47	1480729.532	603212.157		1480729.53	603212.2
A48	1480842.162	603463.33		1480842.16	603463.3
MIP_76	1478330.144	605453.074		1478330.14	605453.1
MIP_77	1478460.7	605330.438		1478460.7	605330.4
MIP_78	1478619.543	605359.757		1478619.54	605359.8
MIP_79	1478591.332	605167.391		1478591.33	605167.4
MIP_80	1478233.263	605237.621		1478233.26	605237.6
MIP_81	1478218.039	604937.251		1478218.04	604937.3
MIP_82	1478440.282	605088.293		1478440.28	605088.3
MIP_83	1478507.859	604979.187		1478507.86	604979.2
MIP_84	1478589.728	604883.842		1478589.73	604883.8
MIP_85	1478459.009	604758.092		1478459.01	604758.1
MIP_86	1478867.413	604960.14		1478867.41	604960.1
MIP_87	1478723.404	604662.331		1478723.4	604662.3
MIP_88	1478787.218	604380.106		1478787.22	604380.1
MIP_89	1478904.314	604407.986		1478904.31	604408
MIP_90	1479006.913	604302.042		1479006.91	604302
MIP_91	1478869.743	604297.581		1478869.74	604297.6
MIP_92	1478524.936	604162.5		1478524.94	604162.5
MIP_93	1478612.673	604074.911		1478612.67	604074.9
MIP_94	1478748.186	603981.979		1478748.19	603982
MIP_95	1478522.582	604012.475		1478522.58	604012.5
MW30I	1479474.639	603824.541		1479474.64	603824.5
MW35S	1478651.586	605375.415		1478651.59	605375.4
MW36S	1478401.243	605068.951		1478401.24	605069
MW37S	1478857.048	604278.28		1478857.05	604278.3
MW38S	1478560.666	604049.529		1478560.67	604049.5
MW39S	1479568.294	604714.23		1479568.29	604714.2
SB_26	1478371.785	605394.94		1478371.79	605394.9
SB_27	1478597.186	605180.685		1478597.19	605180.7
SB_28	1478873.28	604955.446		1478873.28	604955.4
SB_29	1478452.944	605098.757		1478452.94	605098.8
SB_30	1478354.564	604879.662		1478354.56	604879.7
SB_31	1478598.224	604890.861		1478598.22	604890.9
SB_32	1478621.888	604073.218		1478621.89	604073.2
SB_33	1478836.86	604261.185		1478836.86	604261.2
SB_34	1478884.776	604307.766		1478884.78	604307.8
SB_35	1478754.8	603964.799		1478754.8	603964.8
MW_34SI	1478894	605340		1478894	605340

APPENDIX B—TEST PIT LOGS AND SAMPLE RECORD SHEETS

Tetra Tech NUS, Inc.

BORING LOG

PROJECT NAME: Compass Rose
PROJECT NUMBER:
DRILLING COMPANY: Ground Zero
DRILLING RIG: Geoprobe 6620DT

BORING No.: DR-SB-26
DATE: 6/13/2011
GEOLOGIST: Dawn Markiewicz
DRILLER: Jorge Sorto

Sample No. and Type or RQD	Depth (Ft.) or Run No.	Blows / 6" or RQD (%)	Sample Recovery / Sample Length	Lithology Change (Depth/Ft.) or Screened Interval	MATERIAL DESCRIPTION: Soil Density/ Consistency or Rock Hardness	Color	Material Classification	USCS *	Remarks	PID/FID Reading (ppm): Sample	Sampler BZ	Borehole**	Driller BZ**
			0.0-1.0		Brn, CLAYEY SILT, trace c-grained sand, moist.								
			1.0-4.0		Brn, SILTY SAND, c-grained, compact, dry → grading to f-grained.								
			4.0-5.0		No Recovery								
			5.0-9.0		Yel-Brn, Red-Brn, Lt.Gry, SILTY CLAY, hard, no plast, slt. moist. w/ intermittent fine-grained sand layers.								
			9.0-10.0		Tan, Lt.gry, SILTY SAND, f-grained, moist								
			10.0-14.0		Gry, CLAYEY SILT, compact, trace f-grained sand, slt.m								
			14.0-15.0		Brn, SAND & SILTY, f-grained, loose, moist								
			15-20.0		~~SAA~~ Gry, CLAYEY SILT, compact, moist								
			20.0-23.5		SAA								
			23.5-25.0		No Recovery								

* When rock coring, enter rock brokeness.

** Include monitor reading in 6 foot intervals @ borehole. Increase reading frequency if elevated reponse read.

Drilling Area Background (ppm): 0.0

Remarks:

Converted to Well: Yes ____ No X Well I.D. #: ____

0-2 = 0.0
2-4 = 0.0
4-6 = 0.0
6-8 = 0.0
8-10 = 0.0
10-12 = 0.0
12-14 = 0.0
14-16 = 0.0
16-18 = 0.0
18-20 = 0.0
20-22 = 0.0
22-24 = 0.0
24-25 = N/A

Tetra Tech NUS, Inc.

BORING LOG

PROJECT NAME: Compass Rose
PROJECT NUMBER:
DRILLING COMPANY: Ground Zero
DRILLING RIG: Geoprobe 6620DT

BORING No.: DR-SB-28
DATE: 6/13/2011
GEOLOGIST: Dawn Markiewicz
DRILLER: Jorge Sorto

Sample No. and Type or RQD	Depth (Ft.) or Run No.	Blows / 6" or RQD (%)	Sample Recovery / Sample Length	Lithology Change (Depth/Ft.) or Screened Interval	MATERIAL DESCRIPTION: Soil Density/ Consistency or Rock Hardness	Color	Material Classification	USCS *	Remarks	PID/FID Reading (ppm): Sample	Sampler BZ	Borehole**	Driller BZ**
			0.0-1.0				Tan, Brn, SILTY SAND, compact, f-grained, dry						
			1.0-1.5				Lt. Gry, Yel-Brn, SILTY CLAY, hard, slt. moist.						
			1.5-3.0				Lt. Gry, Yel-Brn, SILTY SAND, med-grained, compact, slt. moist.						
			3.0-5.0				Blk, Tan, Gry, Lt. Gry, CLAYEY SILTY SAND, ~~compact~~, slt. slt. moist.						
			5.0-6.0				Lt. Gry, Blk, CLAYEY SANDY SILT, compact, med-grained, w/ gravel, ~~slt.~~ moist.						
			6.0-8.5				DK-gry to Lt. Gry, CLAYEY SILT grading to SILTY CLAY, soft, high plast., moist.						
			8.5-10.0				Lt. gry, Yel-Brn, CLAYEY SILT, compact, slt. moist.						
			10.0-14.0				Lt. gry, SILTY CLAY, hard, no plast, slt. moist.						
			14.0-15.0				~~SAA except soft~~ Lt. gray, CLAYEY SILT, compact, wet.						
			15.0-15.5				SAA						
			15.5-20.0				Lt. Gry, Brn, SILTY CLAY, hard, no plast., slt. moist.						
			20.0-24.0				SAA.						
			24.0-25				No Recovery						

* When rock coring, enter rock brokeness.

** Include monitor reading in 6 foot intervals @ borehole. Increase reading frequency if elevated reponse read.

Drilling Area Background (ppm): 0.0

Remarks:

Converted to Well: Yes ____ No X Well I.D. #: ____

0-2 = 0.0
2-4 = 0.0
4-6 = 0.0
6-8 = 0.0
8-10 = 0.0
10-12 = 0.0
12-14 = 0.0
14-16 = 0.0
16-18 = 0.0
18-20 = 0.0
20-22 = 0.0
22-24 = 0.0
24-25 = NA

Tetra Tech NUS, Inc.

BORING LOG

PROJECT NAME: Compass Rose
PROJECT NUMBER:
DRILLING COMPANY: Ground Zero
DRILLING RIG: Geoprobe 6620DT

BORING No.: DR-SB-31
DATE: 6/13/2011
GEOLOGIST: Dawn Markiewicz
DRILLER: Jorge Sorto

Sample No. and Type or RQD	Depth (Ft.) or Run No.	Blows / 6" or RQD (%)	Sample Recovery / Sample Length	Lithology Change (Depth/Ft.) or Screened Interval	MATERIAL DESCRIPTION: Soil Density/ Consistency or Rock Hardness	Color	Material Classification	USCS *	Remarks	PID/FID Reading (ppm): Sample	Sampler BZ	Borehole**	Driller BZ**
			0.0-4.0		Tan, SILTY SAND, compact, f-grained, dry. Gravel in last 5"								
			4.0-5.0		No Recovery								
			5.0-6.0		SAA								
			6.0-8.0		Brn, Blk, Red-Brn, CLAYEY, SILTY SAND, f-grained, compact, moist.								
			8.0-10.0		Lt. Gry, DK. Gry, CLAYEY SILT grading to SILTY CLAY, soft grading to slt. soft, moist, high plast, w/odor.								
			10.0-11.0		Brn SILTY SAND, med-grained w/ organics, moist, loose.								
			11.0-14.0		Lt. Gry, SILTY CLAY grading to CLAYEY SILT, compact/s Moist.								
			14.0-15.0		No Recovery.								
			15.0-17.0		Lt. Gry, Gry, SILTY CLAY, v. soft, no plast, moist.								
			17.0-20.0		Lt. Gry, CLAYEY SILT, compact, moist.								
			20.0-22.0		Lt. Gry, SILTY CLAY, v. soft, moist to wet								
			22.0-25.0		Lt. Gry, CLAYEY SILT, compact, moist.								

* When rock coring, enter rock brokeness.

** Include monitor reading in 6 foot intervals @ borehole. Increase reading frequency if elevated reponse read.

Remarks:

Drilling Area Background (ppm): 0.0

Converted to Well: Yes ____ No X Well I.D. #:

*0-2 = 0.0
2-4 = 0.0
4-6 = 0.0
6-8 = 0.8
8-10 = 26.5
10-12 = 6.9
*12-14 = 96.9
14-16 = 27.5
16-18 = 26.3
*18-20 = 43.2
20-22 = 20.2
22-24 = 8.5
24-25 = 0.9

Tetra Tech NUS, Inc.

BORING LOG

PROJECT NAME: Compass Rose
PROJECT NUMBER:
DRILLING COMPANY: Ground Zero
DRILLING RIG: Geoprobe 6620DT

BORING No.: DR-SB- 32
DATE: 6/13/2011
GEOLOGIST: Dawn Markiewicz
DRILLER: Jorge Sorto

Sample No. and Type or RQD	Depth (Ft.) or Run No.	Blows / 6" or RQD (%)	Sample Recovery / Sample Length	Lithology Change (Depth/Ft.) or Screened Interval	MATERIAL DESCRIPTION: Soil Density/ Consistency or Rock Hardness	Color	Material Classification	USCS *	Remarks	PID/FID Reading (ppm): Sample	Sampler BZ	Borehole**	Driller BZ**
			0.0-0.5			Brn,	SANDY SILT, compact, m-grained, dry.						
			0.5-0.7			Gravelly	SAND, Brn, Blk, look, slt. moist.						
			0.7-3.0			Brn,	SAND, some silt, loose, f-grained, moist						
			3.0-5.0			No Recovery							
			5.0-5.5			SAA							
			5.5-7.5			Gry, Brn,	SILTY SAND, some CLAY content, slt. compact.						
			7.5-9.0			Brn, Lt. Gry, Red-Brn,	SAND, some SILT, f-grained, slt compact, wet.						
			9.0-10.0			No Recovery							
			10.0-10.5			SAA							
			10.5-11.0			Lt. Gry,	SILTY CLAY, hard, no plast., dry.						
			11.0-15.0			Brn w/ Blk,	SILTY SAND, f-grained, compact to loose, moist to wet.						
			15.0-18.5			SAA except	Brn, Tan						
			18.5-20.0			Red-Brn,	CLAY, some SILT, high plast, stiff, moist.						
			20.0-25.0			SAA except	Brn, wet.						

* When rock coring, enter rock brokeness.

** Include monitor reading in 6 foot intervals @ borehole. Increase reading frequency if elevated reponse read.

Drilling Area Background (ppm): 0.0

Remarks:

Converted to Well: Yes ____ No X Well I.D. #: ____

0-2 = 0.0
2-4 = 0.0
4-6 = 0.0
6-8 = 0.0
8-10 = 0.0
10-12 = 0.0
12-14 = 0.0
14-16 = 0.0
16-18 = 0.0
18-20 = 0.0
20-22 = 0.0
22-24 = 0.0
24-25 = 0.0

Tetra Tech NUS, Inc.

BORING LOG

PROJECT NAME: Compass Rose
PROJECT NUMBER:
DRILLING COMPANY: Ground Zero
DRILLING RIG: Geoprobe 6620DT

BORING No.: DR-SB- 33
DATE: 6/13/2011
GEOLOGIST: Dawn Markiewicz
DRILLER: Jorge Sorto

Sample No. and Type or RQD	Depth (Ft.) or Run No.	Blows / 6" or RQD (%)	Sample Recovery / Sample Length	Lithology Change (Depth/Ft.) or Screened Interval	MATERIAL DESCRIPTION: Soil Density/ Consistency or Rock Hardness	Color	Material Classification	USCS *	Remarks	PID/FID Reading (ppm): Sample	Sampler BZ	Borehole**	Driller BZ**
			0.0-1.0		Brn, SANDY SILT, compact, f-grained, w/organics, moist.								
			1.0-2.0		Brn, Red-Brn, Blk, SILTY SAND, med-grained, moist, slt. compact								
			2.0-5.0		No Recovery.								
			5.0-6.0		SAA								
			6.0-8.5		Gry, SILTY CLAY, soft, moist, no plast.								
			8.5-8.5		Gry, SILTY SAND, loose, med-grained, moist.								
			8.5-10.0		No Recovery.								
			10.0-13.0		SAA except Gry & Red-Brn.								
			13.0-15.0		Lt. Gry, Yel-Brn, CLAYEY SILT, v. compact, slt. moist.								
			15.0-20.0		Tan, SILTY SAND, med-grained, wet to moist.								
			20.0-25.0		SAME AS ABOVE								

* When rock coring, enter rock brokeness.

** Include monitor reading in 6 foot intervals @ borehole. Increase reading frequency if elevated reponse read.

Remarks:

Drilling Area Background (ppm): 0.0

Converted to Well: Yes ____ No X Well I.D. #:

0-2=0.0
2-4=0.0
4-6=0.0
6-8=0.0
8-10=0.0
10-12=0.0
12-14=0.0
14-16=0.0
16-18=0.0
18-20=0.0
20-22=0.0
22-24=0.0
24-25=0.0

Tetra Tech NUS, Inc.

SOIL & SEDIMENT SAMPLE LOG SHEET

Project Site Name: Compass Rose & Rimrock Invest.
Project No.: 112TC03179

Sample ID No.: DR-TP-A45-08
Sample Location: TP-A45
Sampled By: SBC
C.O.C. No.:

- [ ] Surface Soil
- [X] Subsurface Soil
- [ ] Sediment
- [ ] Other:
- [ ] QA Sample Type:

Type of Sample:
- [ ] Low Concentration
- [ ] High Concentration

GRAB SAMPLE DATA:

Date: ~~6~~	Depth Interval	Color	Description (Sand, Silt, Clay, Moisture, etc.)
Time: ~~1140~~			
Method:			
Monitor Reading (ppm):			

COMPOSITE SAMPLE DATA:

Date:	Time	Depth Interval	Color	Description (Sand, Silt, Clay, Moisture, etc.)
6/10/11	1140	6-8	Grey/Mottledorange	Moist, High/Med plastic clay, Soft
Method: Grab				
Monitor Readings (Range in ppm): —				

SAMPLE COLLECTION INFORMATION:

Analysis	Container Requirements	Collected	Other
VOCs	3-40 mL vials	✓	
SVOCs, PCBs, Metals, Mercury	2-4oz Jars	✓	
GRO	1-4oz Jar	✓	
DRO	1-4oz Jar	✓	

OBSERVATIONS / NOTES:

MAP:

Circle if Applicable:

MS/MSD | Duplicate ID No.:

Signature(s):

Tetra Tech NUS, Inc.

SOIL & SEDIMENT SAMPLE LOG SHEET

Project Site Name: Compass Rose + Runway Invest.
Project No.: 112IC03279

[] Surface Soil
[X] Subsurface Soil
[] Sediment
[] Other:
[] QA Sample Type:

Sample ID No.: DR-TP-A46-06
Sample Location: TP-A46
Sampled By: SBC
C.O.C. No.:

Type of Sample:
[] Low Concentration
[] High Concentration

GRAB SAMPLE DATA:

	Depth Interval	Color	Description (Sand, Silt, Clay, Moisture, etc.)
Date:			
Time:			
Method:			
Monitor Reading (ppm):			

COMPOSITE SAMPLE DATA:

	Time	Depth Interval	Color	Description (Sand, Silt, Clay, Moisture, etc.)
Date: 6/10/11	1240	4-6	Light brn	Sandy Silt. Fine grained, Compact, dry
Method: Grab				
Monitor Readings (Range in ppm): —				

SAMPLE COLLECTION INFORMATION:

Analysis	Container Requirements	Collected	Other
VOCs	3-40 mL vials	✓	
SVOCs, PCBs, Metals, Mercury	2-4oz Jars	✓	
GRO	1-4oz Jar	✓	
DRO	1-4oz Jar	✓	

OBSERVATIONS / NOTES:

MAP:

Circle if Applicable:

MS/MSD	Duplicate ID No.:

Signature(s):

Tetra Tech NUS, Inc.

SOIL & SEDIMENT SAMPLE LOG SHEET

Project Site Name: Compass Rose Runway Invest.
Project No.: 112IC03279

[] Surface Soil
[X] Subsurface Soil
[] Sediment
[] Other:
[] QA Sample Type:

Sample ID No.: DR-TP-A47-10
Sample Location: TP-A47
Sampled By: SRC
C.O.C. No.:

Type of Sample:
[] Low Concentration
[] High Concentration

GRAB SAMPLE DATA:

	Depth Interval	Color	Description (Sand, Silt, Clay, Moisture, etc.)
Date:			
Time: ~~1045~~			
Method:			
Monitor Reading (ppm):			

COMPOSITE SAMPLE DATA:

	Time	Depth Interval	Color	Description (Sand, Silt, Clay, Moisture, etc.)
Date: 6/10/11	1005	8-10	Dark Grey, mottled	Silty Clay w/ trace gravel Moist
Method: Grab			Cream + Red/brn	+ Soft. Low Plasticity
Monitor Readings (Range in ppm): —				

SAMPLE COLLECTION INFORMATION:

Analysis	Container Requirements	Collected	Other
VOCs	3-40 mL vials	✓	
SVOCs, PCBs, Metals, Mercury	2-4oz Jars	✓	
GRO	1-4oz Jar	✓	
DRO	1-4oz Jar	✓	

OBSERVATIONS / NOTES:

MAP:

Circle if Applicable:

MS/MSD	Duplicate ID No.:

Signature(s):

Tetra Tech NUS, Inc.

SOIL & SEDIMENT SAMPLE LOG SHEET

Project Site Name: Cornell Rose Runway Investigation
Project No.: 112G03279

Sample ID No.: DR-TP-A48-04
Sample Location: TP-A48
Sampled By: SBC
C.O.C. No.:

- [ ] Surface Soil
- [X] Subsurface Soil
- [ ] Sediment
- [ ] Other:
- [ ] QA Sample Type:

Type of Sample:
- [ ] Low Concentration
- [ ] High Concentration

GRAB SAMPLE DATA:

Date:	Depth Interval	Color	Description (Sand, Silt, Clay, Moisture, etc.)
Time:			
Method:			
Monitor Reading (ppm):			

COMPOSITE SAMPLE DATA:

Date:	Time	Depth Interval	Color	Description (Sand, Silt, Clay, Moisture, etc.)
6/16/11	1450	2-4	grey	Med/High plasticity, soft, wet/
Method:				saturated clay w/ significant
Grab				organics (roots)
Monitor Readings				
(Range in ppm):				
—				

SAMPLE COLLECTION INFORMATION:

Analysis	Container Requirements	Collected	Other
VOCs	3-40 mL VIALS	✓	
SVOCs, PCBs, Metals, Mercury	2-4 oz Jar	✓	
GRO	1-4 oz Jar	✓	
DRO	1-4 oz Jar	✓	

OBSERVATIONS / NOTES:

MAP:

Circle if Applicable:

MS/MSD	Duplicate ID No.:

Signature(s):

Tetra Tech NUS, Inc.

TEST PIT LOG

PROJECT NAME: Compass Rose & Runway Area
PROJECT NUMBER: 112IC03279
LOCATION: Dump Road
TEST PIT No.: DR-TP-A45
DATE: 6/10/11
GEOLOGIST: SPL

Depth (Ft.)	Lithology Change (Depth/Ft.)	MATERIAL DESCRIPTION: Soil/Waste Characteristics (lithology, density, color, etc.)	USCS	Remarks	PID/FID READING: Source (ppm)	PID/FID READING: BZ (ppm)
0-5		Brn, Sandy silt w/ organics, Dry, Compact, Fine Grained.				
5-3		Brn Sandy silt. ~~Moist~~ Slightly moist, Compact.				
3-8		Grey Mottled Orange, Moist High/Med plasticity Clay, Soft.				

TEST PIT CROSS SECTION AND / OR PLAN VIEW

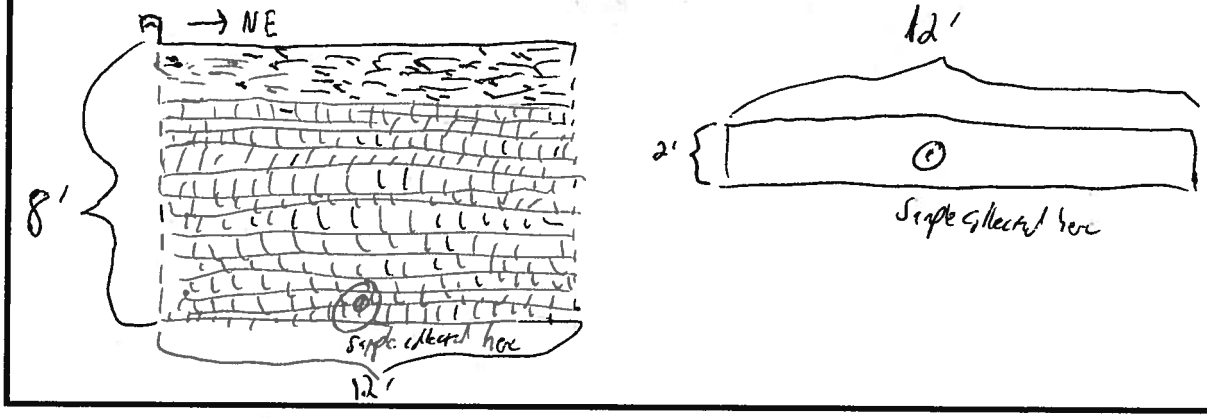

REMARKS: Sample Collected from 6-8 @ 1140

PHOTO LOG:

Tetra Tech NUS, Inc.

TEST PIT LOG

PROJECT NAME: Compass Rose + Runway
PROJECT NUMBER: 112IC03279
LOCATION: Dump Road

TEST PIT No.: DR-TP-A46
DATE: 6/10/11
GEOLOGIST: Stuart Cameron

Depth (Ft.)	Lithology Change (Depth/Ft.)	MATERIAL DESCRIPTION: Soil/Waste Characteristics (lithology, density, color, etc.)	USCS	Remarks	PID/FID READING: Source (ppm)	PID/FID READING: BZ (ppm)
0-1		Brn Sandy Silt w/ organics. Compact, fine grained, Dry.				
1-6		Light brn Sandy Silt. Fine grained, Compact, Dry.				

TEST PIT CROSS SECTION AND / OR PLAN VIEW

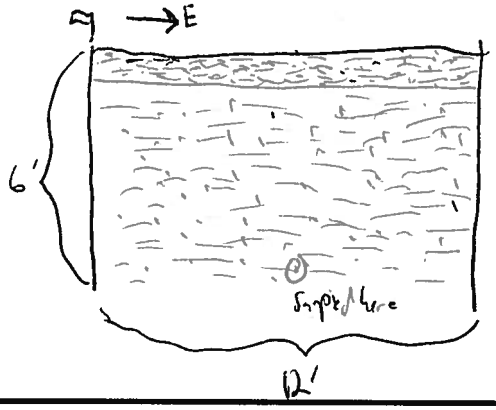

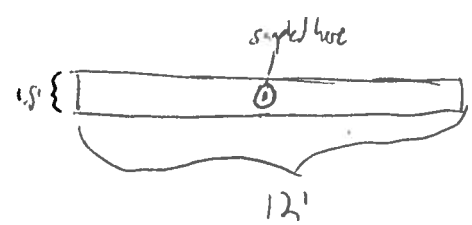

REMARKS: Sampled from 4-6' @ 1240

PHOTO LOG:

Tetra Tech NUS, Inc.

TEST PIT LOG

PROJECT NAME: Compass Rose & Runway
PROJECT NUMBER:
LOCATION: Dump Road
TEST PIT No.: DR-TP-A47-
DATE: 6-10-11
GEOLOGIST: Stuart Cameron

Depth (Ft.)	Lithology Change (Depth/Ft.)	MATERIAL DESCRIPTION: Soil/Waste Characteristics (lithology, density, color, etc.)	USCS	Remarks	PID/FID READING: Source (ppm)	PID/FID READING: BZ (ppm)
0-.3		Brn Sandy Silt w/ organics (grass/roots)		Dry, Compact		
.3-1.5		Brn Sandy Silt, Dry, Compact, Fine grained				
1.5-10		Dark grey mottled cream & Red/brn Silty Clay		w/ trace Gravel. Moist & Soft.		
		Low Plasticity				

TEST PIT CROSS SECTION AND / OR PLAN VIEW



REMARKS: Sampled from 8-10' @ 1005

PHOTO LOG:

Tetra Tech NUS, Inc.

TEST PIT LOG

PROJECT NAME: Compass Road & Runway
TEST PIT No.: DR-TP-A48
PROJECT NUMBER: 112IC03279
DATE: 6/10/11
LOCATION: Dump Road
GEOLOGIST: SBC

Depth (Ft.)	Lithology Change (Depth/Ft.)	MATERIAL DESCRIPTION: Soil/Waste Characteristics (lithology, density, color, etc.)	USCS	Remarks	PID/FID READING: Source (ppm)	PID/FID READING: BZ (ppm)
0-.5		Fragmite & other organics. Wet, no sediment				
.5-4		Med-High plasticity, soft grey clay. Very wet/saturated. Some organics				

TEST PIT CROSS SECTION AND / OR PLAN VIEW

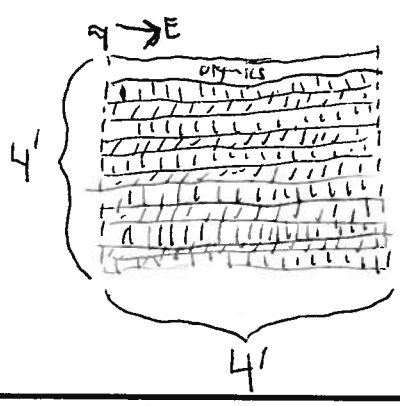

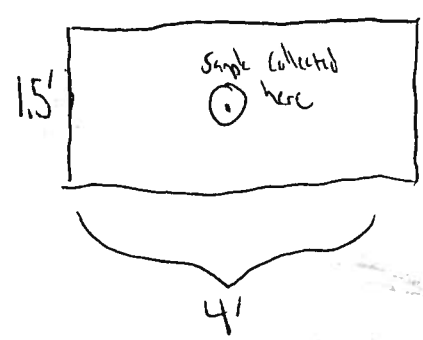

REMARKS: Sample collected from 2-4' @ 1450

PHOTO LOG:

PROJECT:	COMPASS ROSE AND RUNWAY AREA INVESTIGATION	JOB NO.	WELL NUMBER MSA-MW30I	CLIENT: LOCKHEED MARTIN BETHESDA, MARYLAND
		DRILLING METHOD:	ROTOSONIC WITH 10-INCH DIA. CORE BARREL	
LOCATION:	BALTIMORE COUNTY, MARYLAND	COMPANY:	BOART LONGYEAR	
		OPERATOR:	Larry Hunsberger	SHEET
		SAMPLING METHOD:	3 IN. BY 10 FT. CONTINUOUS CORE	OF
WELL SCREEN:	2-INCH DIA. SCH. 40 PVC CONTINUOUS 10 SLOT (0.01 INCH)			1 of 1
RISER:	2-INCH DIA. SCH. 40 PVC SOLID CASING	LOGGED BY:	Walter O'Niell	DRILLING
FILTER PACK:	#1 SAND	WELL DEPTH:	45 FEET	START DATE / FINISH DATE
SEAL:	3/8" DIA. BENTONITE PELLETS	DATUM:	MD STATE NAD 1983 N/L: E/L:	
GROUT:	PORTLAND TYPE II CEMENT/BENTONITE (18:1 RATIO)	PERMIT NO.		6/12/2011 / 6/12/2011

SAMPLE TYPE	DEPTH (ft)	SAMPLE INTERVAL	RECOVERY (INCHES)	BLOW COUNT "N"	MOISTURE CONTENT	PID READING (ppm)	SURFACE CONDITIONS: GRASS	USCS	WELL INSTALLATION
CONTINUOUS 4 INCH DIAMETER CORES	0	0' - 10'	NA		Dry	0.2	Brown SOIL, dry	OL	WELL STICKUP 0.5
	2						Light gray CLAY, dry, friable Medium gray CLAY, soft, plastic, moist		CASING
	4				Moist	0.2			
	6					0.3			
	8				Dry	0.3	Medium gray CLAY, iron stained, stiff, dry	CL	
	10	10' - 20'				0.3			
	12					0.4			
	14					0.3			GROUT
	16					0.2	Medium gray SILTY CLAY, soft, moist		
	18					0.3	Dark gray CLAY, stiff, dry		
	20	20' - 30'				0.5			
	22					0.2	Light to medium gray CLAY, iron stained, stiff, dry		
	24					0.1			
	26					0.1			
	28					0.1			
	30					0.1			
	32	30'-40'			Moist	0.4	Light gray to brown SAND, moist	SM	BENTONITE
	34				Dry	0.4	Light gray CLAY, stiff, dry	CL	
	36					0.3			
	38					0.6	Light gray SAND, moist to wet	SM	SAND
	40					0.7	Light gray SILTY CLAY, with two 4" clay lenses	CL	SCREEN
	42	40'-45'				0.1			
	44					0.3			
	45				Wet	0.3	Light gray, iron stained SAND	SM	
					Dry	0.2	gray CLAY, stiff, dry	CL	

End of Boring

PROJECT:	COMPASS ROSE AND RUNWAY AREA INVESTIGATION	JOB NO.	WELL NUMBER MSA-MW35S	CLIENT:	LOCKHEED MARTIN BETHESDA, MARYLAND
		DRILLING METHOD:	ROTOSONIC WITH 10-INCH DIA. CORE BARREL		
LOCATION:	BALTIMORE COUNTY, MARYLAND	COMPANY:	BOART LONGYEAR		
		OPERATOR:	Larry Hunsberger		SHEET
		SAMPLING METHOD:	3 IN. BY 10 FT. CONTINUOUS CORE		OF
WELL SCREEN:	2-INCH DIA. SCH. 40 PVC CONTINUOUS 10 SLOT (0.01 INCH)				1 of 1
RISER:	2-INCH DIA. SCH. 40 PVC SOLID CASING	LOGGED BY:	Walter O'Niell	DRILLING	
FILTER PACK:	#1 SAND	WELL DEPTH:	18 FEET	START DATE	FINISH DATE
SEAL:	3/8" DIA. BENTONITE PELLETS	DATUM:	MD STATE NAD 1983 N/L: E/L:	6/7/2011	6/7/2011
GROUT:	PORTLAND TYPE II CEMENT/BENTONITE (18:1 RATIO)	PERMIT NO.			

CONTINUOUS 4 INCH DIAMETER CORES

SAMPLE TYPE	DEPTH (ft)	SAMPLE INTERVAL	RECOVERY (INCHES)	BLOW COUNT "N"	MOISTURE CONTENT	PID READING (ppm)	SURFACE CONDITIONS: GRASS	USCS	WELL INSTALLATION
	0	0' - 10'	NA		Dry	N/A	Brown SOIL	SP	WELL STICKUP 0.5'
	2				Slightly Moist		Red-brown, SILTY CLAY		CASING
	4				Moist		Red-Gray, SANDY CLAY, slightly stiff		
	6						Iron stained, gray CLAY, high plasticity		
	8						Gray, iron stained CLAY/SILTY CLAY, low plasticity		GROUT
	10	10' - 20'			Dry		Red-brown to gray SILTY CLAY, fairly stiff, low plasticity	CL	
	12								
	14								
	16								
	18								BENTONITE
	20	20' - 30'					Dark gray CLAY, stiff		
	22						Light gray to tan, iron stained SILTY CLAY		
	24				Moist		Light gray to tan, iron stained SILTY SAND	SM	
	26						Gray SILTY CLAY, low plasticity	CL	SAND
	28				Slightly Moist		Gray SAND/SILTY SAND	SM	SCREEN
	30	30'-35'			Moist		Gray CLAY/SILTY CLAY, stiff, low plasticity	CL	
	32				Moist to Slightly Mois				
	34								

End Of Boring

PROJECT:	COMPASS ROSE AND RUNWAY AREA INVESTIGATION	JOB NO.	WELL NUMBER MSA-MW36S	CLIENT:	LOCKHEED MARTIN BETHESDA, MARYLAND
		DRILLING METHOD:	ROTOSONIC WITH 10-INCH DIA. CORE BARREL		
LOCATION:	BALTIMORE COUNTY, MARYLAND	COMPANY:	BOART LONGYEAR		
		OPERATOR:	Larry Hunsberger		SHEET
		SAMPLING METHOD:	3 IN. BY 10 FT. CONTINUOUS CORE		OF
WELL SCREEN:	2-INCH DIA. SCH. 40 PVC CONTINUOUS 10 SLOT (0.01 INCH)				1 of 1
RISER:	2-INCH DIA. SCH. 40 PVC SOLID CASING	LOGGED BY:	Walter O'Niell	DRILLING	
FILTER PACK:	#1 SAND	WELL DEPTH:	35 FEET	START DATE	FINISH DATE
SEAL:	3/8" DIA. BENTONITE PELLETS	DATUM:	MD STATE NAD 1983 N/L: E/L:		
GROUT:	PORTLAND TYPE II CEMENT/BENTONITE (18:1 RATIO)	PERMIT NO.		6/5/2011	6/7/2011

CONTINUOUS 4 INCH DIAMETER CORES

SAMPLE TYPE	DEPTH (ft)	SAMPLE INTERVAL	RECOVERY (INCHES)	BLOW COUNT 'N'	MOISTURE CONTENT	PID READING (ppm)	SURFACE CONDITIONS: GRASS	USCS
	0	0' - 10'	NA		Dry	0.0	Brown SOIL	SP
	2					0.1	Gray CLAY with iron staining, high plasticity	CL
	4					0.0		
	6				Moist	0.0	Gray-brown CLAY, high plasticity	
	8					0.0		
	10	10' - 20'				0.2	Gray CLAY, stiff	
	12					0.0		
	14				Dry	0.0		
	16					0.0	Brown SAND	SM
	18					0.0	Gray SILTY CLAY, high plasticity	CL
	20	20' - 30'				0.0	Brown SAND	SM
	22				Moist	0.0	Gray SILTY CLAY, high plasticity	CL
	24						Gray SAND	SM
	26				Dry	0.0	Gray SILTY CLAY, stiff. 2 inches of gray SAND at the bottom.	CL
	28					0.0	Gray SILTY CLAY, high plasticity	CL
	30					0.1	Gray SAND	SM
	32	30' - 40'				0.00	Gray SILTY CLAY, high plasticity, stiff	CL
	34					0.00	Gray SAND	SM
	36					0.00	Gray SILTY CLAY, high plasticity	CL
	38				Wet	0.00	Gray SAND	SM
	40				Dry	0.00	Gray SILTY CLAY, high plasticity	CL
							Gray SAND	SM
							Gray SILTY CLAY, stiff	CL

End Of Boring



PROJECT:	COMPASS ROSE AND RUNWAY AREA INVESTIGATION	JOB NO.	WELL NUMBER MSA-MW37S	CLIENT:	LOCKHEED MARTIN BETHESDA, MARYLAND
		DRILLING METHOD:	ROTOSONIC WITH 10-INCH DIA. CORE BARREL		
LOCATION:	BALTIMORE COUNTY, MARYLAND	COMPANY:	BOART LONGYEAR		
		OPERATOR:	Larry Hunsberger		SHEET
		SAMPLING METHOD:	3 IN. BY 10 FT. CONTINUOUS CORE		OF
WELL SCREEN:	2-INCH DIA. SCH. 40 PVC CONTINUOUS 10 SLOT (0.01 INCH)				1 of 1
RISER:	2-INCH DIA. SCH. 40 PVC SOLID CASING	LOGGED BY:	Walter O'Niell	DRILLING	
FILTER PACK:	#1 SAND	WELL DEPTH:	25 FEET	START DATE	FINISH DATE
SEAL:	3/8" DIA. BENTONITE PELLETS	DATUM:	MD STATE NAD 1983 N/L: E/L:		
GROUT:	PORTLAND TYPE II CEMENT/BENTONITE (18:1 RATIO)	PERMIT NO.		6/6/2011	6/7/2011

SAMPLE TYPE	DEPTH (ft)	SAMPLE INTERVAL	RECOVERY (INCHES)	BLOW COUNT "N"	MOISTURE CONTENT	PID READING (ppm)	SURFACE CONDITIONS: GRASS	USCS	WELL INSTALLATION
CONTINUOUS 4 INCH DIAMETER CORES	0	0' - 10'	NA		Dry	0.0	Brown SOIL Brown SOIL with gravel	SP	WELL STICKUP 0.5 CASING
	2				Moist	0.0	Brown, SILTY SAND with some gravel from 5 to 6 feet	SM	
	4					0.0			GROUT
	6					0.1	Light gray-red SILTY SAND		
	8				Dry	0.0	Light gray SILTY CLAY, stiff	CL	
	10	10' - 20'				0.0			BENTONITE
	12				Slightly Moist	0.0	Light gray iron stained SILTY CLAY, low plasticiy		
	14				Wet	0.1	Light gray to white to brown SAND/SILTY SAND with some small clay lenses	SM	
	16					0.0			
	18					0.0			SCREEN
	20					0.1			SAND
	22	20' - 25'			Moist	0.3	Gray-orange SILTY CLAY, high plasticity	CL	
	24				Dry		Gray, iron stained CLAY, stiff		
					Wet	0.1	Gray SAND	SM	
					Dry		Gray, iron stained CLAY, stiff	CL	

End Of Boring

PROJECT:	COMPASS ROSE AND RUNWAY AREA INVESTIGATION	JOB NO.	WELL NUMBER MSA-MW38S	CLIENT:	LOCKHEED MARTIN BETHESDA, MARYLAND
		DRILLING METHOD:	ROTOSONIC WITH 10-INCH DIA. CORE BARREL		
LOCATION:	BALTIMORE COUNTY, MARYLAND	COMPANY:	BOART LONGYEAR		
		OPERATOR:	Larry Hunsberger		SHEET
		SAMPLING METHOD:	3 IN. BY 10 FT. CONTINUOUS CORE		OF
WELL SCREEN:	2-INCH DIA. SCH. 40 PVC CONTINUOUS 10 SLOT (0.01 INCH)				1 of 1
RISER:	2-INCH DIA. SCH. 40 PVC SOLID CASING	LOGGED BY:	Walter O'Niell	DRILLING	
FILTER PACK:	#1 SAND	WELL DEPTH:	25 FEET	START DATE	FINISH DATE
SEAL:	3/8" DIA. BENTONITE PELLETS	DATUM:	MD STATE NAD 1983 N/L: E/L:		
GROUT:	PORTLAND TYPE II CEMENT/BENTONITE (18:1 RATIO)	PERMIT NO.		6/13/2011	6/13/2011

SAMPLE TYPE	DEPTH (ft)	SAMPLE INTERVAL	RECOVERY (INCHES)	BLOW COUNT "N"	MOISTURE CONTENT	PID READING (ppm)	SURFACE CONDITIONS: GRASS	USCS	WELL INSTALLATION
							GROUT / BENTONITE / SANDPACK		WELL STICKUP 0.5
CONTINUOUS 4 INCH DIAMETER CORES	0	0' - 10'	NA		Dry		Brown SOIL	SP	CASING
					Slightly Moist	0.0	Brown-gray CLAY, soft	CL	
	2				Dry		Brown SOIL with some gravel	SP	
	4				Slightly Moist	0.0	Brown SAND	SM	GROUT
	6					0.1			BENTONITE
	8				Dry	0.0	Gray-brown SANDY CLAY	CL	
	10				Very-Slightly Moist	0.0	Red-brown SANDY CLAY		
	12	10' - 20'				0.0			
	14				Dry	0.1	Light gray to white SILTY CLAY/CLAY, stiff		
	16				Wet	0.0	Red-brown iron stained SAND	SM	
	18					0.0			SCREEN
	20				Moist	0.0	Light gray SILTY CLAY, low plasticity	CL	
					Wet		Red-brown SAND	SM	
	22	20' - 25'			Dry	0.0	Light gray SILTY CLAY, stiff	CL	SAND
	24				Moist	0.1	Light gray iron stained SILTY CLAY/SILTY SANDY CLAY		BENTONITE
						0.0			

End Of Boring

PROJECT:	COMPASS ROSE AND RUNWAY AREA INVESTIGATION	JOB NO.	WELL NUMBER MSA-MW39S	CLIENT:	LOCKHEED MARTIN BETHESDA, MARYLAND
		DRILLING METHOD:	ROTOSONIC WITH 10-INCH DIA. CORE BARREL		
LOCATION:	BALTIMORE COUNTY, MARYLAND	COMPANY:	BOART LONGYEAR		
		OPERATOR:	Larry Hunsberger		SHEET OF 1 of 1
		SAMPLING METHOD:	3 IN. BY 10 FT. CONTINUOUS CORE		
WELL SCREEN:	2-INCH DIA. SCH. 40 PVC CONTINUOUS 10 SLOT (0.01 INCH)				
RISER:	2-INCH DIA. SCH. 40 PVC SOLID CASING	LOGGED BY:	Walter O'Niell	DRILLING	
FILTER PACK:	#1 SAND	WELL DEPTH:	30 FEET	START DATE	FINISH DATE
SEAL:	3/8" DIA. BENTONITE PELLETS	DATUM:	MD STATE NAD 1983 N/L: E/L:		
GROUT:	PORTLAND TYPE II CEMENT/BENTONITE (18:1 RATIO)	PERMIT NO.		6/7/2011	6/7/2011

CONTINUOUS 4 INCH DIAMETER CORES

SAMPLE TYPE	DEPTH (ft)	SAMPLE INTERVAL	RECOVERY (INCHES)	BLOW COUNT "N"	MOISTURE CONTENT	PID READING (ppm)	SURFACE CONDITIONS: GRASS	USCS	WELL INSTALLATION
							GROUT / BENTONITE / SANDPACK		WELL STICKUP 0.5
	0	0' - 10'	NA			0.0	Brown SOIL		CASING
	2					0.0	Red-brown SANDY CLAY, stiff		
	4					0.0	Red SILTY CLAY, high plasticity		
	6					0.1	Red to light gray CLAY, high plasticity		
	8				Dry	0.4	Brown to orange SANDY CLAY/SILTY CLAY with gravel near the top and middle, low plasticity	CL	GROUT
	10	10' - 20'				0.0			
	12					0.0			
	14					0.3			
	16				Wet	0.0	Gray mixed SAND and CLAY lenses	CL/SM	BENTONITE
	18				Dry	0.1	Gray iron stained SILTY CLAY, low plasticity	CL	
	20	20' - 30'			Moist	0.1	Pink, SILTY to SANDY CLAY		
	22				Wet		Pink, SANDY CLAY		
	24				Moist	0.0	Pink, SILTY to SANDY CLAY		
	26				Wet	0.1	Brown SAND	SM	SAND
	28					0.0	Gray, moderate plasticity CLAY with SAND lenses	CL/SM	SCREEN
	30	30'-35'				0.1			
	32				Dry	0.0	Gray SILTY CLAY, stiff	CL	BENTONITE
	34				Moist	0.0	Lense of gray SAND	SM	
					Dry	0.1	Gray SILTY CLAY, stiff	CL	

End Of Boring

APPENDIX C—INVESTIGATION-DERIVED WASTE DOCUMENTATION

PHOENIX
Environmental Laboratories, Inc.

Friday, July 15, 2011

Attn: Ms. Donna Sommer
Envirite of Pennsylvania
730 Vogelsong Road
York, PA 17404

Project ID: LOCKHEED MARTIN
Sample ID#s: BA52085 - BA52088

This laboratory is in compliance with the QA/QC procedures outlined in EPA 600/4-79-019, Handbook for Analytical Quality in Water and Waste Water, March 1979, SW846 QA/QC and NELAC requirements of procedures used.

This report contains results for the parameters tested, under the sampling conditions described on the Chain Of Custody, as received by the laboratory.

A scanned version of the COC form accompanies the analytical report and is an exact duplicate of the original.

If you have any questions concerning this testing, please do not hesitate to contact Phoenix Client Services at ext. 200.

Sincerely yours,

Phyllis Shiller

Laboratory Director

NELAC - #NY11301
CT Lab Registration #PH-0618
MA Lab Registration #MA-CT-007
ME Lab Registration #CT-007
NH Lab Registration #213693-A,B
NJ Lab Registration #CT-003
NY Lab Registration #11301
PA Lab Registration #68-03530
RI Lab Registration #63
VT Lab Registration #VT11301

PHOENIX

Environmental Laboratories, Inc.
587 East Middle Turnpike, P.O.Box 370, Manchester, CT 06045
Tel. (860) 645-1102 Fax (860) 645-0823

ACCREDITED IN ACCORDANCE WITH nelac NY # 11301

Analysis Report

July 15, 2011

FOR: Attn: Ms. Donna Sommer
Envirite of Pennsylvania
730 Vogelsong Road
York, PA 17404

Sample Information		Custody Information		Date	Time
Matrix:	SOIL	Collected by:	DMS	07/01/11	10:00
Location Code:	ENVIRDEL | COMP	Received by:	LDF	07/13/11	10:22
Rush Request:		Analyzed by:	see "By" below		
P.O.#:					

Laboratory Data

SDG ID: GBA52085
Phoenix ID: BA52085

Project ID: LOCKHEED MARTIN
Client ID: COMPOSE ROSE

Parameter	Result	RL	Units	Date	Time	By	Reference
TCLP Silver	< 0.10	0.10	mg/L	07/14/11		EK	SW6010
TCLP Arsenic	< 0.10	0.10	mg/L	07/14/11		EK	SW6010
TCLP Barium	0.23	0.10	mg/L	07/14/11		EK	SW6010
TCLP Cadmium	< 0.050	0.050	mg/L	07/14/11		EK	SW6010
TCLP Chromium	< 0.10	0.10	mg/L	07/14/11		EK	SW6010
TCLP Mercury	< 0.0002	0.0002	mg/L	07/14/11		RS	SW7470
TCLP Lead	< 0.10	0.10	mg/L	07/14/11		EK	SW6010
TCLP Selenium	< 0.10	0.10	mg/L	07/14/11		EK	SW6010
Percent Solid	84		%	07/14/11		JL	E160.3
pH - Soil	7.37	0.10	PH	07/14/11	1:45	B/E/E	4500-H B/9045
Reactivity Cyanide	< 5.8	5.8	mg/Kg	07/14/11		GD	SW 846-7.3
Reactivity Sulfide	< 20	20	mg/Kg	07/14/11		GD	SW846-7.3
Reactivity	Negative			07/14/11		GD	SW 846-7.3
TCLP Digestion Mercury	Completed			07/14/11			E1311/7470
TCLP Extraction for Metals	Completed			07/13/11		E	EPA 1311
TCLP Extraction Volatiles	Completed			07/13/11		E	EPA 1311
TCLP Metals Digestion	Completed			07/14/11			SW3005
TCLP Volatiles							
1,1-Dichloroethene	ND	50	ug/L	07/15/11		H/JJH	SW8260
1,2-Dichloroethane	ND	50	ug/L	07/15/11		H/JJH	SW8260
Benzene	ND	50	ug/L	07/15/11		H/JJH	SW8260
Carbon tetrachloride	ND	50	ug/L	07/15/11		H/JJH	SW8260
Chlorobenzene	ND	50	ug/L	07/15/11		H/JJH	SW8260
Chloroform	ND	50	ug/L	07/15/11		H/JJH	SW8260
Methyl ethyl ketone	ND	50	ug/L	07/15/11		H/JJH	SW8260
Tetrachloroethene	ND	50	ug/L	07/15/11		H/JJH	SW8260
Trichloroethene	ND	50	ug/L	07/15/11		H/JJH	SW8260

Parameter	Result	RL	Units	Date	Time	By	Reference
Vinyl chloride	ND	50	ug/L	07/15/11		H/JJH	SW8260
QA/QC Surrogates							
% 1,2-dichlorobenzene-d4	100		%	07/15/11		H/JJH	70 - 130 %
% Bromofluorobenzene	98		%	07/15/11		H/JJH	70 - 130 %
% Dibromofluoromethane	102		%	07/15/11		H/JJH	70 - 130 %
% Toluene-d8	101		%	07/15/11		H/JJH	70 - 130 %

Comments:

The reactivity, reported above, is based only on the EPA Interim Guidance for Reactive Cyanide and Reactive Sulfide. This method is no longer listed in the current version of SW-846.

If there are any questions regarding this data, please call Phoenix Client Services at extension 200.

ND=Not detected BDL=Below Detection Level RL=Reporting Level

This report must not be reproduced except in full as defined by the attached chain of custody.

Phyllis Shiller, Laboratory Director
July 15, 2011

Environmental Laboratories, Inc.
587 East Middle Turnpike, P.O.Box 370, Manchester, CT 06045
Tel. (860) 645-1102 Fax (860) 645-0823

ACCREDITED IN ACCORDANCE WITH nelac NY # 11301

Analysis Report

July 15, 2011

FOR: Attn: Ms. Donna Sommer
Envirite of Pennsylvania
730 Vogelsong Road
York, PA 17404

Sample Information		Custody Information		Date	Time
Matrix:	WATER	Collected by:	DMS	07/01/11	10:00
Location Code:	ENVIRDEL | COMP	Received by:	LDF	07/13/11	10:22
Rush Request:		Analyzed by:	see "By" below		
P.O.#:					

Laboratory Data

SDG ID: GBA52085
Phoenix ID: BA52086

Project ID: LOCKHEED MARTIN
Client ID: COMPOSE ROSE

Parameter	Result	RL	Units	Date	Time	By	Reference
TCLP Silver	< 0.10	0.10	mg/L	07/14/11		EK	SW6010
TCLP Arsenic	< 0.10	0.10	mg/L	07/14/11		EK	SW6010
TCLP Barium	< 0.10	0.10	mg/L	07/14/11		EK	SW6010
TCLP Cadmium	< 0.050	0.050	mg/L	07/14/11		EK	SW6010
TCLP Chromium	< 0.10	0.10	mg/L	07/14/11		EK	SW6010
TCLP Mercury	< 0.0002	0.0002	mg/L	07/14/11		RS	SW7470
TCLP Lead	< 0.10	0.10	mg/L	07/14/11		EK	SW6010
TCLP Selenium	< 0.10	0.10	mg/L	07/14/11		EK	SW6010
pH	6.33	0.10	pH	07/14/11	1:45	B/E/E	4500-H B/9040
Reactivity Cyanide	< 1.0	1.0	mg/L	07/14/11		GD	SW 846-7.3
Reactivity Sulfide	< 0.4	0.4	mg/L	07/14/11		GD	SW846-7.3
Reactivity	Negative			07/14/11		GD	SW 846-7.3
TCLP Digestion Mercury	Completed			07/14/11			E1311/7470
TCLP Extraction for Metals	Completed			07/13/11		E	EPA 1311
TCLP Extraction Volatiles	Completed			07/13/11		E	EPA 1311
TCLP Metals Digestion	Completed			07/14/11			SW3005
TCLP Volatiles							
1,1-Dichloroethene	ND	50	ug/L	07/15/11		H/J	SW8260
1,2-Dichloroethane	ND	50	ug/L	07/15/11		H/J	SW8260
Benzene	ND	50	ug/L	07/15/11		H/J	SW8260
Carbon tetrachloride	ND	50	ug/L	07/15/11		H/J	SW8260
Chlorobenzene	ND	50	ug/L	07/15/11		H/J	SW8260
Chloroform	ND	50	ug/L	07/15/11		H/J	SW8260
Methyl ethyl ketone	ND	50	ug/L	07/15/11		H/J	SW8260
Tetrachloroethene	ND	50	ug/L	07/15/11		H/J	SW8260
Trichloroethene	ND	50	ug/L	07/15/11		H/J	SW8260
Vinyl chloride	ND	50	ug/L	07/15/11		H/J	SW8260

Project ID: LOCKHEED MARTIN
Client ID: COMPOSE ROSE

Phoenix I.D.: BA52086

Parameter	Result	RL	Units	Date	Time	By	Reference
QA/QC Surrogates							
% 1,2-dichlorobenzene-d4	100		%	07/15/11		H/J	70 - 130 %
% Bromofluorobenzene	99		%	07/15/11		H/J	70 - 130 %
% Dibromofluoromethane	99		%	07/15/11		H/J	70 - 130 %
% Toluene-d8	102		%	07/15/11		H/J	70 - 130 %

Comments:

The regulatory hold time for pH is immediately. This pH was performed in the laboratory and may be considered outside of hold-time.
The reactivity, reported above, is based only on the EPA Interim Guidance for Reactive Cyanide and Reactive Sulfide. This method is no longer listed in the current version of SW-846.

If there are any questions regarding this data, please call Phoenix Client Services at extension 200.

ND=Not detected BDL=Below Detection Level RL=Reporting Level

This report must not be reproduced except in full as defined by the attached chain of custody.

Phyllis Shiller, Laboratory Director
July 15, 2011

Environmental Laboratories, Inc.
587 East Middle Turnpike, P.O.Box 370, Manchester, CT 06045
Tel. (860) 645-1102 Fax (860) 645-0823

ACCREDITED IN ACCORDANCE WITH nelac NY # 11301

Analysis Report

July 15, 2011

FOR: Attn: Ms. Donna Sommer
Envirite of Pennsylvania
730 Vogelsong Road
York, PA 17404

Sample Information		Custody Information		Date	Time
Matrix:	SOIL	Collected by:	DMS	07/01/11	10:00
Location Code:	ENVIRDEL | MAIN T	Received by:	LDF	07/13/11	10:22
Rush Request:		Analyzed by:	see "By" below		
P.O.#:					

Laboratory Data

SDG ID: GBA52085
Phoenix ID: BA52087

Project ID: LOCKHEED MARTIN
Client ID: MAIN TERMINAL

Parameter	Result	RL	Units	Date	Time	By	Reference
TCLP Silver	< 0.10	0.10	mg/L	07/14/11		EK	SW6010
TCLP Arsenic	< 0.10	0.10	mg/L	07/14/11		EK	SW6010
TCLP Barium	0.14	0.10	mg/L	07/14/11		EK	SW6010
TCLP Cadmium	< 0.050	0.050	mg/L	07/14/11		EK	SW6010
TCLP Chromium	< 0.10	0.10	mg/L	07/14/11		EK	SW6010
TCLP Mercury	< 0.0002	0.0002	mg/L	07/14/11		RS	SW7470
TCLP Lead	< 0.10	0.10	mg/L	07/14/11		EK	SW6010
TCLP Selenium	< 0.10	0.10	mg/L	07/14/11		EK	SW6010
Percent Solid	89		%	07/14/11		JL	E160.3
pH - Soil	5.09	0.10	PH	07/14/11	1:45	B/E/E	4500-H B/9045
Reactivity Cyanide	< 5.6	5.6	mg/Kg	07/14/11		GD	SW 846-7.3
Reactivity Sulfide	< 20	20	mg/Kg	07/14/11		GD	SW846-7.3
Reactivity	Negative			07/14/11		GD	SW 846-7.3
TCLP Digestion Mercury	Completed			07/14/11			E1311/7470
TCLP Extraction for Metals	Completed			07/13/11		E	EPA 1311
TCLP Extraction Volatiles	Completed			07/13/11		E	EPA 1311
TCLP Metals Digestion	Completed			07/14/11			SW3005
TCLP Volatiles							
1,1-Dichloroethene	ND	50	ug/L	07/15/11		H/J	SW8260
1,2-Dichloroethane	ND	50	ug/L	07/15/11		H/J	SW8260
Benzene	ND	50	ug/L	07/15/11		H/J	SW8260
Carbon tetrachloride	ND	50	ug/L	07/15/11		H/J	SW8260
Chlorobenzene	ND	50	ug/L	07/15/11		H/J	SW8260
Chloroform	ND	50	ug/L	07/15/11		H/J	SW8260
Methyl ethyl ketone	ND	50	ug/L	07/15/11		H/J	SW8260
Tetrachloroethene	ND	50	ug/L	07/15/11		H/J	SW8260
Trichloroethene	ND	50	ug/L	07/15/11		H/J	SW8260

Parameter	Result	RL	Units	Date	Time	By	Reference
Vinyl chloride	ND	50	ug/L	07/15/11		H/J	SW8260
QA/QC Surrogates							
% 1,2-dichlorobenzene-d4	102		%	07/15/11		H/J	70 - 130 %
% Bromofluorobenzene	97		%	07/15/11		H/J	70 - 130 %
% Dibromofluoromethane	100		%	07/15/11		H/J	70 - 130 %
% Toluene-d8	101		%	07/15/11		H/J	70 - 130 %

Comments:

The reactivity, reported above, is based only on the EPA Interim Guidance for Reactive Cyanide and Reactive Sulfide. This method is no longer listed in the current version of SW-846.

If there are any questions regarding this data, please call Phoenix Client Services at extension 200.

ND=Not detected BDL=Below Detection Level RL=Reporting Level

This report must not be reproduced except in full as defined by the attached chain of custody.

Phyllis Shiller, Laboratory Director
July 15, 2011

Environmental Laboratories, Inc.
587 East Middle Turnpike, P.O.Box 370, Manchester, CT 06045
Tel. (860) 645-1102 Fax (860) 645-0823

ACCREDITED IN ACCORDANCE WITH nelac NY # 11301

Analysis Report

July 15, 2011

FOR: Attn: Ms. Donna Sommer
Envirite of Pennsylvania
730 Vogelsong Road
York, PA 17404

Sample Information		Custody Information		Date	Time
Matrix:	WATER	Collected by:	DMS	07/01/11	10:00
Location Code:	ENVIRDEL | MAIN T	Received by:	LDF	07/13/11	10:22
Rush Request:		Analyzed by:	see "By" below		
P.O.#:					

Laboratory Data

SDG ID: GBA52085
Phoenix ID: BA52088

Project ID: LOCKHEED MARTIN
Client ID: MAIN TERMINAL

Parameter	Result	RL	Units	Date	Time	By	Reference
TCLP Silver	< 0.10	0.10	mg/L	07/14/11		EK	SW6010
TCLP Arsenic	< 0.10	0.10	mg/L	07/14/11		EK	SW6010
TCLP Barium	< 0.10	0.10	mg/L	07/14/11		EK	SW6010
TCLP Cadmium	< 0.050	0.050	mg/L	07/14/11		EK	SW6010
TCLP Chromium	< 0.10	0.10	mg/L	07/14/11		EK	SW6010
TCLP Mercury	< 0.0002	0.0002	mg/L	07/14/11		RS	SW7470
TCLP Lead	< 0.10	0.10	mg/L	07/14/11		EK	SW6010
TCLP Selenium	< 0.10	0.10	mg/L	07/14/11		EK	SW6010
pH	7.12	0.10	pH	07/14/11	1:45	B/E/E	4500-H B/9040
Reactivity Cyanide	< 1.0	1.0	mg/L	07/14/11		GD	SW 846-7.3
Reactivity Sulfide	< 0.4	0.4	mg/L	07/14/11		GD	SW846-7.3
Reactivity	Negative			07/14/11		GD	SW 846-7.3
TCLP Digestion Mercury	Completed			07/14/11			E1311/7470
TCLP Extraction for Metals	Completed			07/13/11		E	EPA 1311
TCLP Extraction Volatiles	Completed			07/13/11		E	EPA 1311
TCLP Metals Digestion	Completed			07/14/11			SW3005
TCLP Volatiles							
1,1-Dichloroethene	ND	50	ug/L	07/15/11		H/J	SW8260
1,2-Dichloroethane	ND	50	ug/L	07/15/11		H/J	SW8260
Benzene	ND	50	ug/L	07/15/11		H/J	SW8260
Carbon tetrachloride	ND	50	ug/L	07/15/11		H/J	SW8260
Chlorobenzene	ND	50	ug/L	07/15/11		H/J	SW8260
Chloroform	ND	50	ug/L	07/15/11		H/J	SW8260
Methyl ethyl ketone	ND	50	ug/L	07/15/11		H/J	SW8260
Tetrachloroethene	ND	50	ug/L	07/15/11		H/J	SW8260
Trichloroethene	ND	50	ug/L	07/15/11		H/J	SW8260
Vinyl chloride	ND	50	ug/L	07/15/11		H/J	SW8260

Project ID: LOCKHEED MARTIN
Client ID: MAIN TERMINAL

Phoenix I.D.: BA52088

Parameter	Result	RL	Units	Date	Time	By	Reference
QA/QC Surrogates							
% 1,2-dichlorobenzene-d4	101		%	07/15/11		H/J	70 - 130 %
% Bromofluorobenzene	97		%	07/15/11		H/J	70 - 130 %
% Dibromofluoromethane	98		%	07/15/11		H/J	70 - 130 %
% Toluene-d8	100		%	07/15/11		H/J	70 - 130 %

Comments:

The regulatory hold time for pH is immediately. This pH was performed in the laboratory and may be considered outside of hold-time.
The reactivity, reported above, is based only on the EPA Interim Guidance for Reactive Cyanide and Reactive Sulfide. This method is no longer listed in the current version of SW-846.

If there are any questions regarding this data, please call Phoenix Client Services at extension 200.

ND=Not detected BDL=Below Detection Level RL=Reporting Level

This report must not be reproduced except in full as defined by the attached chain of custody.

Phyllis Shiller, Laboratory Director
July 15, 2011

PHOENIX

Environmental Laboratories, Inc.
587 East Middle Turnpike, P.O.Box 370, Manchester, CT 06045
Tel. (860) 645-1102 Fax (860) 645-0823

ACCREDITED IN ACCORDANCE WITH nelac NY # 11301

QA/QC Report

July 15, 2011

QA/QC Data

SDG I.D.: GBA52085

Parameter	Blank	Dup RPD	LCS %	LCSD %	LCS RPD	MS Rec %	MS Dup Rec %	RPD	% Rec Limits	% RPD Limits
QA/QC Batch 180654, QC Sample No: BA51805 (BA52085, BA52086, BA52087, BA52088)										
Mercury - Water	BDL	NC	93.1	87.3	6.4	86.0	83.8	2.6	70 - 130	20
QA/QC Batch 180653, QC Sample No: BA52030 (BA52085, BA52086, BA52087, BA52088)										
ICP Metals - TCLP Extraction										
Arsenic	BDL	NC	102	99.1	2.9	99.6	99.4	0.2	75 - 125	20
Barium	BDL	NC	108	105	2.8	103	102	1.0	75 - 125	20
Cadmium	BDL	NC	94.9	92.9	2.1	98.7	98.0	0.7	75 - 125	20
Chromium	BDL	NC	92.8	91.0	2.0	98.0	97.4	0.6	75 - 125	20
Lead	BDL	NC	99.4	97.5	1.9	101	101	0.0	75 - 125	20
Selenium	BDL	NC	109	106	2.8	104	102	1.9	75 - 125	20
Silver	BDL	NC	112	110	1.8	101	100	1.0	75 - 125	20

PHOENIX

Environmental Laboratories, Inc.
587 East Middle Turnpike, P.O.Box 370, Manchester, CT 06045
Tel. (860) 645-1102 Fax (860) 645-0823

ACCREDITED IN ACCORDANCE WITH nelac NY # 11301

QA/QC Report

July 15, 2011

QA/QC Data

SDG I.D.: GBA52085

Parameter	Blank	Dup RPD	LCS %	LCSD %	LCS RPD	MS Rec %	MS Dup Rec %	RPD	% Rec Limits	% RPD Limits
QA/QC Batch 180663, QC Sample No: BA52560 (BA52085, BA52086, BA52087, BA52088)										
Reactivity Cyanide	BDL	NC	92.8						85 - 115	30
QA/QC Batch 180662, QC Sample No: BA52692 (BA52085, BA52086, BA52087, BA52088)										
pH - Soil		1.10	100						85 - 115	20

PHOENIX

Environmental Laboratories, Inc.
587 East Middle Turnpike, P.O.Box 370, Manchester, CT 06045
Tel. (860) 645-1102 Fax (860) 645-0823

ACCREDITED IN ACCORDANCE WITH nelac NY # 11301

QA/QC Report

July 15, 2011

QA/QC Data

SDG I.D.: GBA52085

Parameter	Blank	LCS %	LCSD %	LCS RPD	MS Rec %	MS Dup Rec %	RPD	% Rec Limits	% RPD Limits	
QA/QC Batch 180798, QC Sample No: BA52660 (BA52085, BA52086, BA52087, BA52088)										
Volatiles										
1,1-Dichloroethene	ND	97	90	7.5	100	98	2.0	70 - 130	30	
1,2-Dichloroethane	ND	96	93	3.2	98	97	1.0	70 - 130	30	
Benzene	ND	94	91	3.2	97	97	0.0	70 - 130	30	
Carbon tetrachloride	ND	94	91	3.2	104	98	5.9	70 - 130	30	
Chlorobenzene	ND	98	91	7.4	93	94	1.1	70 - 130	30	
Chloroform	ND	101	93	8.2	97	94	3.1	70 - 130	30	
Methyl ethyl ketone	ND	82	67	20.1	67	66	1.5	70 - 130	30	l,m
Tetrachloroethene	ND	100	93	7.3	96	96	0.0	70 - 130	30	
Trichloroethene	ND	98	92	6.3	101	101	0.0	70 - 130	30	
Vinyl chloride	ND	91	85	6.8	98	96	2.1	70 - 130	30	
% 1,2-dichlorobenzene-d4	98	98	98	0.0	102	99	3.0	70 - 130	30	
% Bromofluorobenzene	100	102	100	2.0	100	101	1.0	70 - 130	30	
% Dibromofluoromethane	92	100	104	3.9	96	100	4.1	70 - 130	30	
% Toluene-d8	100	99	99	0.0	100	102	2.0	70 - 130	30	

l = This parameter is outside laboratory lcs/lcsd specified recovery limits.
m = This parameter is outside laboratory ms/msd specified recovery limits.

If there are any questions regarding this data, please call Phoenix Client Services at extension 200.

RPD - Relative Percent Difference
LCS - Laboratory Control Sample
LCSD - Laboratory Control Sample Duplicate
MS - Matrix Spike
MS Dup - Matrix Spike Duplicate
NC - No Criteria

Phyllis Shiller, Laboratory Director
July 15, 2011

Sample Criteria Exceedences Report

Requested Criteria:

GBA52085

SampNo	LocCode	Acode	Phoenix Analyte	Criteria Units	ST	State Category	Criteria Name	Result	RL	Factored Criteria	Factored RL Criteria	Analysis Units

*** No Data to Display ***

Phoenix Laboratories does not assume responsibility for the data contained in this report. It is provided as an additional tool to identify requested criteria exceedences. All efforts are made to ensure the accuracy of the data (obtained from appropriate agencies). A lack of exceedence information does not necessarily suggest conformance to the criteria. It is ultimately the site professional's responsibility to determine appropriate compliance.

PHOENIX
Environmental Laboratories, Inc.

CHAIN OF CUSTODY RECORD

587 East Middle Turnpike, P.O. Box 370, Manchester, CT 06040
Email: info@phoenixlabs.com Fax (860) 645-0823
Client Services (860) 645-8726

Temp 27 Pg 1 of 1

Data Delivery:
☐ Fax #:
☒ Email: donna.sommer@EQonline.com

Customer: EQ-PA
Address: 730 Vogelsong Rd. York, PA

Project: Lockheed Martin
Report to: Donna Sommer
Invoice to: Aida Sarai-fan

Project P.O:
Phone #: 717-846-4900
Fax #:

Sampler's Signature: Donna M. Sommer Date: 7/11/11

Client Sample - Information - Identification

Matrix Code:
DW=drinking water WW=wastewater S=soil/solid O=oil
GW=groundwater SL=sludge A=air X=other

Analysis Request: pH, Reactivity, TCLP Metals, TCLP Volatiles

Phoenix Sample #	Customer Sample Identification	Sample Matrix	Date Sampled	Time Sampled	pH	Reactivity	TCLP Metals	TCLP Volatiles	Soil VOA Vials [ ] methanol [ ] Sod Bisulfate	GL Soil container ( ) oz	GL Soil container ( ) oz	40 ml VOA Vial [ ] As is [ ] HCl	GL Amber 1000ml [X] As is [ ] H2SO4	PL As is [ ] 250ml [ ] 500ml [ ] 1000ml	PL H2SO4 [ ] 250ml [ ] 500ml	PL HNO3 250ml	PL NaOH 250ml	Bacteria Bottle
#1	Compass Rose	Soil	7/1	10A	X	X	X	X				2						52085
#2	Compass Rose	Water	7/1	10A	X	X	X	X				2						52086
#3	Main Terminal	Soil	7/1	10A	X	X	X	X				2						52087
#4	Main Terminal	Water	7/1	10A	X	X	X	X				2						52088

Relinquished by:	Accepted by:	Date:	Time:
Donna Sommer / Fedex		7/11/11	9:00A
		7/12/11	10:22

Turnaround:
☐ 1 Day*
☐ 2 Days*
☐ 3 Days*
☒ Standard
☐ Other
* SURCHARGE APPLIES

CT/RI
☐ RCP Cert
☐ GW Protect
☐ GA Mobility
☐ GB Mobility
☐ SW Protection
☐ Res. Vol.
☐ Ind. Vol.
☐ Res. Criteria
☐ Other

MA
☐ MCP Certification
☐ GW-1
☐ GW-2
☐ GW-3
☐ S-1
☐ S-2
☐ S-3
☐ MWRA eSMART
☐ Other

Data Format
☐ Excel
☒ PDF
☐ GIS/Key
☐ EQuIS
☐ Other

Data Package
☐ ASP-A
☐ NJ Reduced Deliv. *
☐ NJ Hazsite EDD
☒ Phoenix Std Report
☐ Other

State where samples were collected:

Comments, Special Requirements or Regulations:

*Please consolidate the 8 samples into 4, i.e., combine the 2 for each location and only perform testing on 4.

APPENDIX D—DATA-VALIDATION REPORTS

Tetra Tech NUS **INTERNAL CORRESPONDENCE**

TO: **D. MURALI** **DATE:** **SEPTEMBER 13, 2011**

FROM: **LEANNE GANSER** **COPIES:** **DV FILE**

SUBJECT: **INORGANIC DATA VALIDATION-SELECT TOTAL AND DISSOLVED METALS AND PERCHLORATE**
MARTIN STATE AIRPORT – COMPASS ROSE
SDG 240-1564-1

SAMPLES: 5/Water/

MSA-MW30I-062911 MSA-MW-35S-062811 MSA-MW-37S-062811 MSA-MW38S-062911 MSA-MW-39S-062811

Overview

The sample set for Compass Rose, SDG 240-1564-1, consists of five (5) aqueous environmental samples. This SDG contained no field duplicate pairs.

All samples were analyzed for select metals: antimony, arsenic, barium, beryllium, cadmium, chromium, cobalt, copper, lead, mercury, molybdenum, nickel, selenium, silver, thallium, tungsten, vanadium, and zinc. Dissolved samples MSA-MW30I-062911 and MSA-MW38S-062911 were also analyzed for magnesium. The samples were collected by Tetra Tech NUS on June 28 and 29, 2011 and analyzed by Test America. Metals analyses were conducted using SW-846 method 6020. Mercury analyses were conducted using SW-846 method 7470A. Perchlorate analyses were conducted using EPA method 314.0.

The findings offered in this report are based upon a general review of all available data. The data review was based on data completeness, holding times, initial and continuing calibration verification results, laboratory method / preparation blank results, ICP interference results, laboratory control sample recoveries, laboratory duplicate results, internal standard recoveries, detection limits and analyte quantitation.

Areas of concern with respect to data quality are listed below.

Major Problems – None.

Minor Problems-

- The following contaminants were detected in method blank, affecting batch 21314, at the following maximum concentrations:

Analyte	Maximum Concentration	Action Level
Arsenic	0.113 ug/L	0.57 ug/L
Barium	0.428 ug/L	2.14 ug/L
Lead	0.156 ug/L	0.78 ug/L
Thallium	0.188 ug/L	0.94 ug/L
Zinc	0.613 ug/L	3.07 ug/L

An action level of 5X the maximum contaminant level has been used to evaluate sample data for blank contamination. Sample aliquot and dilution factors, if applicable, were taken into consideration when evaluating for blank contamination. Positive results less than the blank action level reported for were qualified "B" as a result of laboratory blank contamination.

- The following contaminants were detected in preparation blank, affecting batch 21314, at the following maximum concentrations:

Analyte	Maximum Concentration	Action Level
Lead	0.156 ug/L	0.78 ug/L
Thallium	0.190 ug/L	0.95 ug/L
Zinc	1.06 ug/L	5.3 ug/L

An action level of 5X the maximum contaminant level has been used to evaluate sample data for blank contamination. Sample aliquot and dilution factors, if applicable, were taken into consideration when evaluating for blank contamination. Positive results less than the blank action level reported for were qualified "B" as a result of laboratory blank contamination.

- The following contaminants were detected in method blank, affecting batch 21413, at the following maximum concentrations:

Analyte	Maximum Concentration	Action Level
Lead	0.161 ug/L	0.81 ug/L
Magnesium	50.4 ug/L	252 ug/l
Thallium	0.194 ug/L	0.97 ug/L

An action level of 5X the maximum contaminant level has been used to evaluate sample data for blank contamination. Sample aliquot and dilution factors, if applicable, were taken into consideration when evaluating for blank contamination. Positive results less than the blank action level reported for were qualified "B" as a result of laboratory blank contamination.

- The following contaminants were detected in calibration blanks at the following maximum concentrations:

Analyte	Maximum Concentration	Action Level
Arsenic[1]	0.114 ug/L	0.57 ug/L
Arsenic[2, 3]	0.112 ug/L	0.56 ug/L
Chromium[1, 2]	0.123 ug/L	0.62 ug/L
Lead[1]	0.144 ug/L	0.72 ug/L
Lead[2]	0.140 ug/L	0.70 ug/L
Lead[3]	0.138 ug/L	0.69 ug/L
Magnesium[1]	51.7 ug/L	259 ug/L
Molybdenum[1]	0.649 ug/L	3.25 ug/L
Thallium[1]	0.195 ug/L	0.98 ug/L
Thallium[2,3]	0.189 ug/L	0.95 ug/L

(1) Maximum concentration found in a calibration blank affecting dissolved samples MSA-MW38S-062911 and MSA-MW30I-062911.
(2) Maximum concentration found in a calibration blank affecting total samples.
(3) Maximum concentration found in a calibration blank affecting dissolved samples MSA-MW-35S-062811, MSA-MW-37S-062811, and MSA-MW-39S-062811.

An action level of 5X the maximum contaminant level has been used to evaluate sample data for blank contamination. Sample aliquot and dilution factors, if applicable, were taken into consideration when evaluating for blank contamination. Positive results less than the blank action level reported for were qualified "B" as a result of laboratory blank contamination.

- The percent relative intensity for internal standard Y-89 for total and dissolved sample MSA-MW30I-062911 was greater than quality control limits. Affected analytes arsenic, molybdenum, and selenium in these samples were qualified as estimated, "J" and "UJ" for detected results and nondetected results, respectively. Several results were previously qualified for blank contamination.

- Serial dilution percent difference was >10% for arsenic affecting dissolved samples. All dissolved arsenic results were qualified as estimated, "J". Dissolved arsenic results for samples MSA-MW30I-062911 and MSA-MW-37S-062811 were previously qualified for blank contamination.

- Serial dilution percent difference was >10% for zinc affecting total samples. All total zinc results were qualified as estimated, "J". Total zinc result for sample MSA-MW-37S-062811 was previously qualified for blank contamination.

- Positive results greater than the method detection limit but less than the reporting limit were qualified as estimated (J).

Notes

Executive Summary

Laboratory Performance: Calibration and preparation blank contamination, internal standard noncompliance and serial dilution noncompliance resulted in the qualification of sample results.

Other Factors Affecting Data Quality: None.

The data for these analyses were reviewed with reference to Region III modifications to the "National Functional Guidelines for Inorganic Data Validation", April 1993. The text of this report has been formulated to address only those problem areas affecting data quality.

Tetra Tech NUS
Leanne Ganser
Data Validator

Tetra Tech NUS
Joseph A. Samchuck
Quality Assurance Officer

Attachments:
Appendix A – Qualified Analytical Results
Appendix B – Results as Reported by the Laboratory
Appendix C – Support Documentation

APPENDIX A
QUALIFIED ANALYTICAL RESULTS

Data Validation Qualifier Codes:

A = Lab Blank Contamination
B = Field Blank Contamination
C = Calibration Noncompliance (e.g. % RSDs, %Ds, ICVs, CCVs, RRFs, etc.)
C01 = GC/MS Tuning Noncompliance
D = MS/MSD Recovery Noncompliance
E = LCS/LCSD Recovery Noncompliance
F = Lab Duplicate Imprecision
G = Field Duplicate Imprecision
H = Holding Time Exceedance
I = ICP Serial Dilution Noncompliance
J = GFAA PDS-GFAA MSA's r < 0.995 / ICP PDS Recovery Noncompliance
K = ICP Interference - includes ICS % R Noncompliance
L = Instrument Calibration Range Exceedance
M = Sample Preservation Noncompliance
N = Internal Standard Noncompliance
N01 = Internal Standard Recovery Noncompliance Dioxins
N02 = Recovery Standard Noncompliance Dioxins
N03 = Clean-up Standard Noncompliance Dioxins
O = Poor Instrument Performance (e.g. base-line drifting)
P = Uncertainty near detection limit (< 2 x IDL for inorganics and <CRQL for organics)
Q = Other problems (can encompass a number of issues; e.g. chromatography,interferences, etc.)
R = Surrogates Recovery Noncompliance
S = Pesticide/PCB Resolution
T = % Breakdown Noncompliance for DDT and Endrin
U = % Difference between columns/detectors >25% for positive results determined via GC/HPLC
V = Non-linear calibrations; correlation coefficient r < 0.995
W = EMPC result
X = Signal to noise response drop
Y = Percent solids <30%
Z = Uncertainty at 2 sigma deviation is greater than sample activity

PROJ_NO: 03328	NSAMPLE	MSA-MW30I-062911			MSA-MW-35S-062811			MSA-MW-37S-062811			MSA-MW38S-062911		
SDG: 240-1564-1	LAB_ID	240-1591-2			240-1564-2			240-1564-3			240-1591-1		
FRACTION: MISC	SAMP_DATE	6/29/2011			6/28/2011			6/28/2011			6/29/2011		
MEDIA: WATER	QC_TYPE	NM			NM			NM			NM		
	UNITS	UG/L			UG/L			UG/L			UG/L		
	PCT_SOLIDS	0.0			0.0			0.0			0.0		
	DUP_OF												
PARAMETER		RESULT	VQL	QLCD	RESULT	VQL	QLCD	RESULT	VQL	QLCD	RESULT	VQL	QLCD
PERCHLORATE		0.36	U		0.36	U		0.36	U		0.36	U	

PROJ_NO: 03328	NSAMPLE	MSA-MW-39S-062811		
SDG: 240-1564-1	LAB_ID	240-1564-1		
FRACTION: MISC	SAMP_DATE	6/28/2011		
MEDIA: WATER	QC_TYPE	NM		
	UNITS	UG/L		
	PCT_SOLIDS	0.0		
	DUP_OF			
PARAMETER		RESULT	VQL	QLCD
PERCHLORATE		1.8	U	

PROJ_NO: 03328	NSAMPLE	MSA-MW30I-062911			MSA-MW-35S-062811			MSA-MW-37S-062811			MSA-MW38S-062911		
SDG: 240-1564-1	LAB_ID	240-1591-2			240-1564-2			240-1564-3			240-1591-1		
FRACTION: M	SAMP_DATE	6/29/2011			6/28/2011			6/28/2011			6/29/2011		
MEDIA: WATER	QC_TYPE	NM			NM			NM			NM		
	UNITS	UG/L			UG/L			UG/L			UG/L		
	PCT_SOLIDS	0.0			0.0			0.0			0.0		
	DUP_OF												
PARAMETER		RESULT	VQL	QLCD	RESULT	VQL	QLCD	RESULT	VQL	QLCD	RESULT	VQL	QLCD
ANTIMONY		0.073	U		0.23	J	P	0.077	J	P	0.073	U	
ARSENIC		0.76	J	PN	1.6	J	P	0.37	B	A	11		
BARIUM		54			87			31			63		
BERYLLIUM		0.23	J	P	4			0.092	U		0.092	U	
CADMIUM		0.2	J	P	0.62	J	P	0.056	J	P	0.046	U	
CHROMIUM		4.5			2.3			0.11	U		0.27	B	A
COBALT		54			400			11			15		
COPPER		3.7			18			0.9	J	P	1	J	P
LEAD		0.62	B	A	0.93	J	P	0.25	B	A	0.26	B	A
MERCURY		0.066	U		0.066	U		0.066	U		0.066	U	
MOLYBDENUM		0.76	J	PN	0.42	U		0.45	J	P	0.87	J	P
NICKEL		61			220			2.1			9.6		
SELENIUM		0.32	UJ	N	1.4	J	P	0.38	J	P	0.32	U	
SILVER		0.014	U		0.014	U		0.014	U		0.014	U	
THALLIUM		0.21	B	A	0.48	B	A	0.33	B	A	0.21	B	A
VANADIUM		4.1	J	P	0.99	J	P	0.54	J	P	1	J	P
ZINC		130	J	I	250	J	I	4	B	A	17	J	IP

PROJ_NO: 03328	NSAMPLE	MSA-MW-39S-062811
SDG: 240-1564-1	LAB_ID	240-1564-1
FRACTION: M	SAMP_DATE	6/28/2011
MEDIA: WATER	QC_TYPE	NM
	UNITS	UG/L
	PCT_SOLIDS	0.0
	DUP_OF	

PARAMETER	RESULT	VQL	QLCD
ANTIMONY	0.18	J	P
ARSENIC	3.4	J	P
BARIUM	62		
BERYLLIUM	0.092	U	
CADMIUM	0.26	J	P
CHROMIUM	0.53	B	A
COBALT	14		
COPPER	0.59	J	P
LEAD	0.45	B	A
MERCURY	0.066	U	
MOLYBDENUM	0.46	J	P
NICKEL	15		
SELENIUM	1.7	J	P
SILVER	0.014	U	
THALLIUM	0.31	B	A
VANADIUM	1.1	J	P
ZINC	12	J	IP

PROJ_NO: 03328	NSAMPLE	MSA-MW30I-062911			MSA-MW-35S-062811			MSA-MW-37S-062811			MSA-MW38S-062911		
SDG: 240-1564-1	LAB_ID	240-1591-2			240-1564-2			240-1564-3			240-1591-1		
FRACTION: MF	SAMP_DATE	6/29/2011			6/28/2011			6/28/2011			6/29/2011		
MEDIA: WATER	QC_TYPE	NM			NM			NM			NM		
	UNITS	UG/L			UG/L			UG/L			UG/L		
	PCT_SOLIDS	0.0			0.0			0.0			0.0		
	DUP_OF												
PARAMETER		RESULT	VQL	QLCD	RESULT	VQL	QLCD	RESULT	VQL	QLCD	RESULT	VQL	QLCD
ANTIMONY		0.073	U		0.13	J	P	0.08	J	P	0.073	U	
ARSENIC		0.47	B	A	1.3	J	IP	0.36	B	A	11	J	I
BARIUM		53			87			30			61		
BERYLLIUM		0.19	J	P	3.9			0.092	U		0.092	U	
CADMIUM		0.15	J	P	0.65	J	P	0.046	U		0.046	U	
CHROMIUM		2.2			1.8	J	P	0.11	U		0.21	B	A
COBALT		54			410			12			17		
COPPER		1.5	J	P	18			0.89	J	P	0.3	J	P
LEAD		0.36	B	A	0.69	B	A	0.25	B	A	0.21	B	A
MAGNESIUM		3500									10000		
MERCURY		0.066	U		0.066	U		0.066	U		0.066	U	
MOLYBDENUM		0.62	B	A	0.42	U		0.43	B	A	1.1	B	A
NICKEL		60			220			2.3			11		
SELENIUM		0.32	UJ	N	1.3	J	P	0.41	J	P	0.32	U	
SILVER		0.014	U		0.014	U		0.014	U		0.014	U	
THALLIUM		0.22	B	A	0.45	B	A	0.32	B	A	0.27	B	A
VANADIUM		1.5	J	P	0.3	U		0.37	J	P	0.83	J	P
ZINC		130			240			3	B	A	21		

PROJ_NO: 03328	NSAMPLE	MSA-MW-39S-062811
SDG: 240-1564-1	LAB_ID	240-1564-1
FRACTION: MF	SAMP_DATE	6/28/2011
MEDIA: WATER	QC_TYPE	NM
	UNITS	UG/L
	PCT_SOLIDS	0.0
	DUP_OF	

PARAMETER	RESULT	VQL	QLCD
ANTIMONY	0.073	U	
ARSENIC	1	J	IP
BARIUM	64		
BERYLLIUM	0.092	U	
CADMIUM	0.23	J	P
CHROMIUM	0.38	J	P
COBALT	14		
COPPER	0.49	J	P
LEAD	0.41	B	A
MAGNESIUM			
MERCURY	0.066	U	
MOLYBDENUM	0.42	U	
NICKEL	13		
SELENIUM	1.6	J	P
SILVER	0.014	U	
THALLIUM	0.25	B	A
VANADIUM	0.91	J	P
ZINC	10	J	P

APPENDIX B
RESULTS AS REPORTED BY THE LABORATORY

Client: Tetra Tech NUS Inc

Job Number: 240-1564-1

Client Sample ID: **MSA-MW30I-062911**

Lab Sample ID: 240-1591-2
Client Matrix: Water

Date Sampled: 06/29/2011 1325
Date Received: 06/30/2011 0930

6020 Metals (ICP/MS)

Analysis Method:	6020	Analysis Batch:	200-22998	Instrument ID:	METICPMS2
Prep Method:	3010A	Prep Batch:	200-21314	Lab File ID:	080411-02B.xml
Dilution:	1.0			Initial Weight/Volume:	100 mL
Analysis Date:	08/04/2011 1504			Final Weight/Volume:	100 mL
Prep Date:	07/12/2011 0950				

Analyte	Result (ug/L)	Qualifier	MDL	RL
Antimony	2.0	U	0.073	2.0
Arsenic	0.76	J B	0.092	5.0
Barium	54	B	0.42	5.0
Beryllium	0.23	J	0.092	1.0
Cadmium	0.20	J	0.046	1.0
Chromium	4.5		0.11	2.0
Cobalt	54		0.049	1.0
Copper	3.7		0.23	2.0
Lead	0.62	J B	0.024	1.0
Molybdenum	0.76	J	0.42	2.0
Nickel	61		0.63	2.0
Selenium	5.0	U	0.32	5.0
Silver	1.0	U	0.014	1.0
Thallium	0.21	J B	0.079	2.0
Vanadium	4.1	J	0.30	20
Zinc	130	B	0.50	20

6020 Metals (ICP/MS)-Dissolved

Analysis Method:	6020	Analysis Batch:	200-22998	Instrument ID:	METICPMS2
Prep Method:	3010A	Prep Batch:	200-21413	Lab File ID:	080411-02B.xml
Dilution:	1.0			Initial Weight/Volume:	100 mL
Analysis Date:	08/04/2011 1331			Final Weight/Volume:	100 mL
Prep Date:	07/13/2011 0913				

Analyte	Result (ug/L)	Qualifier	MDL	RL
Antimony	2.0	U	0.073	2.0
Arsenic	0.47	J	0.092	5.0
Barium	53		0.42	5.0
Beryllium	0.19	J	0.092	1.0
Cadmium	0.15	J	0.046	1.0
Chromium	2.2		0.11	2.0
Cobalt	54		0.049	1.0
Copper	1.5	J	0.23	2.0
Lead	0.36	J B	0.024	1.0
Magnesium	3500	B	1.6	1000
Molybdenum	0.62	J	0.42	2.0
Nickel	60		0.63	2.0
Selenium	5.0	U	0.32	5.0
Silver	1.0	U	0.014	1.0
Thallium	0.22	J B	0.079	2.0
Vanadium	1.5	J	0.30	20
Zinc	130		0.50	20

Client: Tetra Tech NUS Inc

Job Number: 240-1564-1

Client Sample ID: **MSA-MW30I-062911**

Lab Sample ID: 240-1591-2
Client Matrix: Water

Date Sampled: 06/29/2011 1325
Date Received: 06/30/2011 0930

7470A Mercury (CVAA)

Analysis Method:	7470A	Analysis Batch:	200-21462	Instrument ID:	MEPCV3 II
Prep Method:	7470A	Prep Batch:	200-21330	Lab File ID:	071311AA.PRN
Dilution:	1.0			Initial Weight/Volume:	50 mL
Analysis Date:	07/13/2011 1128			Final Weight/Volume:	50 mL
Prep Date:	07/12/2011 1100				

Analyte	Result (ug/L)	Qualifier	MDL	RL
Mercury	0.20	U	0.066	0.20

7470A Mercury (CVAA)-Dissolved

Analysis Method:	7470A	Analysis Batch:	200-21462	Instrument ID:	MEPCV3 II
Prep Method:	7470A	Prep Batch:	200-21330	Lab File ID:	071311AA.PRN
Dilution:	1.0			Initial Weight/Volume:	50 mL
Analysis Date:	07/13/2011 1130			Final Weight/Volume:	50 mL
Prep Date:	07/12/2011 1100				

Analyte	Result (ug/L)	Qualifier	MDL	RL
Mercury	0.20	U	0.066	0.20

Client: Tetra Tech NUS Inc

Job Number: 240-1564-1

Client Sample ID: **MSA-MW-35S-062811**

Lab Sample ID: 240-1564-2
Client Matrix: Water

Date Sampled: 06/28/2011 1255
Date Received: 06/29/2011 0930

6020 Metals (ICP/MS)

Analysis Method:	6020	Analysis Batch:	200-22998	Instrument ID:	METICPMS2
Prep Method:	3010A	Prep Batch:	200-21314	Lab File ID:	080411-02B.xml
Dilution:	1.0			Initial Weight/Volume:	100 mL
Analysis Date:	08/04/2011 1444			Final Weight/Volume:	100 mL
Prep Date:	07/12/2011 0950				

Analyte	Result (ug/L)	Qualifier	MDL	RL
Antimony	0.23	J	0.073	2.0
Arsenic	1.6	J B	0.092	5.0
Barium	87	B	0.42	5.0
Beryllium	4.0		0.092	1.0
Cadmium	0.62	J	0.046	1.0
Chromium	2.3		0.11	2.0
Cobalt	400		0.049	1.0
Copper	18		0.23	2.0
Lead	0.93	J B	0.024	1.0
Molybdenum	2.0	U	0.42	2.0
Nickel	220		0.63	2.0
Selenium	1.4	J	0.32	5.0
Silver	1.0	U	0.014	1.0
Thallium	0.48	J B	0.079	2.0
Vanadium	0.99	J	0.30	20
Zinc	250	B	0.50	20

6020 Metals (ICP/MS)-Dissolved

Analysis Method:	6020	Analysis Batch:	200-22998	Instrument ID:	METICPMS2
Prep Method:	3010A	Prep Batch:	200-21314	Lab File ID:	080411-02B.xml
Dilution:	1.0			Initial Weight/Volume:	100 mL
Analysis Date:	08/04/2011 1544			Final Weight/Volume:	100 mL
Prep Date:	07/12/2011 0950				

Analyte	Result (ug/L)	Qualifier	MDL	RL
Antimony	0.13	J	0.073	2.0
Arsenic	1.3	J B	0.092	5.0
Barium	87	B	0.42	5.0
Beryllium	3.9		0.092	1.0
Cadmium	0.65	J	0.046	1.0
Chromium	1.8	J	0.11	2.0
Cobalt	410		0.049	1.0
Copper	18		0.23	2.0
Lead	0.69	J B	0.024	1.0
Molybdenum	2.0	U	0.42	2.0
Nickel	220		0.63	2.0
Selenium	1.3	J	0.32	5.0
Silver	1.0	U	0.014	1.0
Thallium	0.45	J B	0.079	2.0
Vanadium	20	U	0.30	20
Zinc	240	B	0.50	20

7470A Mercury (CVAA)

Client: Tetra Tech NUS Inc

Job Number: 240-1564-1

Client Sample ID: **MSA-MW-35S-062811**

Lab Sample ID: 240-1564-2
Client Matrix: Water

Date Sampled: 06/28/2011 1255
Date Received: 06/29/2011 0930

7470A Mercury (CVAA)

Analysis Method:	7470A	Analysis Batch:	200-21462	Instrument ID:	MEPCV3 II
Prep Method:	7470A	Prep Batch:	200-21330	Lab File ID:	071311AA.PRN
Dilution:	1.0			Initial Weight/Volume:	50 mL
Analysis Date:	07/13/2011 1111			Final Weight/Volume:	50 mL
Prep Date:	07/12/2011 1100				

Analyte	Result (ug/L)	Qualifier	MDL	RL
Mercury	0.20	U	0.066	0.20

7470A Mercury (CVAA)-Dissolved

Analysis Method:	7470A	Analysis Batch:	200-21462	Instrument ID:	MEPCV3 II
Prep Method:	7470A	Prep Batch:	200-21330	Lab File ID:	071311AA.PRN
Dilution:	1.0			Initial Weight/Volume:	50 mL
Analysis Date:	07/13/2011 1113			Final Weight/Volume:	50 mL
Prep Date:	07/12/2011 1100				

Analyte	Result (ug/L)	Qualifier	MDL	RL
Mercury	0.20	U	0.066	0.20

Client: Tetra Tech NUS Inc

Job Number: 240-1564-1

Client Sample ID: **MSA-MW-37S-062811**

Lab Sample ID: 240-1564-3
Client Matrix: Water

Date Sampled: 06/28/2011 1435
Date Received: 06/29/2011 0930

6020 Metals (ICP/MS)

Analysis Method:	6020	Analysis Batch:	200-22998	Instrument ID:	METICPMS2
Prep Method:	3010A	Prep Batch:	200-21314	Lab File ID:	080411-02B.xml
Dilution:	1.0			Initial Weight/Volume:	100 mL
Analysis Date:	08/04/2011 1451			Final Weight/Volume:	100 mL
Prep Date:	07/12/2011 0950				

Analyte	Result (ug/L)	Qualifier	MDL	RL
Antimony	0.077	J	0.073	2.0
Arsenic	0.37	J B	0.092	5.0
Barium	31	B	0.42	5.0
Beryllium	1.0	U	0.092	1.0
Cadmium	0.056	J	0.046	1.0
Chromium	2.0	U	0.11	2.0
Cobalt	11		0.049	1.0
Copper	0.90	J	0.23	2.0
Lead	0.25	J B	0.024	1.0
Molybdenum	0.45	J	0.42	2.0
Nickel	2.1		0.63	2.0
Selenium	0.38	J	0.32	5.0
Silver	1.0	U	0.014	1.0
Thallium	0.33	J B	0.079	2.0
Vanadium	0.54	J	0.30	20
Zinc	4.0	J B	0.50	20

6020 Metals (ICP/MS)-Dissolved

Analysis Method:	6020	Analysis Batch:	200-22998	Instrument ID:	METICPMS2
Prep Method:	3010A	Prep Batch:	200-21314	Lab File ID:	080411-02B.xml
Dilution:	1.0			Initial Weight/Volume:	100 mL
Analysis Date:	08/04/2011 1551			Final Weight/Volume:	100 mL
Prep Date:	07/12/2011 0950				

Analyte	Result (ug/L)	Qualifier	MDL	RL
Antimony	0.080	J	0.073	2.0
Arsenic	0.36	J B	0.092	5.0
Barium	30	B	0.42	5.0
Beryllium	1.0	U	0.092	1.0
Cadmium	1.0	U	0.046	1.0
Chromium	2.0	U	0.11	2.0
Cobalt	12		0.049	1.0
Copper	0.89	J	0.23	2.0
Lead	0.25	J B	0.024	1.0
Molybdenum	0.43	J	0.42	2.0
Nickel	2.3		0.63	2.0
Selenium	0.41	J	0.32	5.0
Silver	1.0	U	0.014	1.0
Thallium	0.32	J B	0.079	2.0
Vanadium	0.37	J	0.30	20
Zinc	3.0	J B	0.50	20

7470A Mercury (CVAA)

Client: Tetra Tech NUS Inc

Job Number: 240-1564-1

Client Sample ID: **MSA-MW-37S-062811**

Lab Sample ID: 240-1564-3
Client Matrix: Water

Date Sampled: 06/28/2011 1435
Date Received: 06/29/2011 0930

7470A Mercury (CVAA)

Analysis Method:	7470A	Analysis Batch:	200-21462	Instrument ID:	MEPCV3 II
Prep Method:	7470A	Prep Batch:	200-21330	Lab File ID:	071311AA.PRN
Dilution:	1.0			Initial Weight/Volume:	50 mL
Analysis Date:	07/13/2011 1115			Final Weight/Volume:	50 mL
Prep Date:	07/12/2011 1100				

Analyte	Result (ug/L)	Qualifier	MDL	RL
Mercury	0.20	U	0.066	0.20

7470A Mercury (CVAA)-Dissolved

Analysis Method:	7470A	Analysis Batch:	200-21462	Instrument ID:	MEPCV3 II
Prep Method:	7470A	Prep Batch:	200-21330	Lab File ID:	071311AA.PRN
Dilution:	1.0			Initial Weight/Volume:	50 mL
Analysis Date:	07/13/2011 1117			Final Weight/Volume:	50 mL
Prep Date:	07/12/2011 1100				

Analyte	Result (ug/L)	Qualifier	MDL	RL
Mercury	0.20	U	0.066	0.20

Client: Tetra Tech NUS Inc

Job Number: 240-1564-1

Client Sample ID: **MSA-MW38S-062911**

Lab Sample ID: 240-1591-1
Client Matrix: Water

Date Sampled: 06/29/2011 0900
Date Received: 06/30/2011 0930

6020 Metals (ICP/MS)

Analysis Method:	6020	Analysis Batch:	200-22998	Instrument ID:	METICPMS2
Prep Method:	3010A	Prep Batch:	200-21314	Lab File ID:	080411-02B.xml
Dilution:	1.0			Initial Weight/Volume:	100 mL
Analysis Date:	08/04/2011 1457			Final Weight/Volume:	100 mL
Prep Date:	07/12/2011 0950				

Analyte	Result (ug/L)	Qualifier	MDL	RL
Antimony	2.0	U	0.073	2.0
Arsenic	11	B	0.092	5.0
Barium	63	B	0.42	5.0
Beryllium	1.0	U	0.092	1.0
Cadmium	1.0	U	0.046	1.0
Chromium	0.27	J	0.11	2.0
Cobalt	15		0.049	1.0
Copper	1.0	J	0.23	2.0
Lead	0.26	J B	0.024	1.0
Molybdenum	0.87	J	0.42	2.0
Nickel	9.6		0.63	2.0
Selenium	5.0	U	0.32	5.0
Silver	1.0	U	0.014	1.0
Thallium	0.21	J B	0.079	2.0
Vanadium	1.0	J	0.30	20
Zinc	17	J B	0.50	20

6020 Metals (ICP/MS)-Dissolved

Analysis Method:	6020	Analysis Batch:	200-22998	Instrument ID:	METICPMS2
Prep Method:	3010A	Prep Batch:	200-21413	Lab File ID:	080411-02B.xml
Dilution:	1.0			Initial Weight/Volume:	100 mL
Analysis Date:	08/04/2011 1318			Final Weight/Volume:	100 mL
Prep Date:	07/13/2011 0913				

Analyte	Result (ug/L)	Qualifier	MDL	RL
Antimony	2.0	U	0.073	2.0
Arsenic	11		0.092	5.0
Barium	61		0.42	5.0
Beryllium	1.0	U	0.092	1.0
Cadmium	1.0	U	0.046	1.0
Chromium	0.21	J	0.11	2.0
Cobalt	17		0.049	1.0
Copper	0.30	J	0.23	2.0
Lead	0.21	J B	0.024	1.0
Magnesium	10000	B	1.6	1000
Molybdenum	1.1	J	0.42	2.0
Nickel	11		0.63	2.0
Selenium	5.0	U	0.32	5.0
Silver	1.0	U	0.014	1.0
Thallium	0.27	J B	0.079	2.0
Vanadium	0.83	J	0.30	20
Zinc	21		0.50	20

Client: Tetra Tech NUS Inc

Job Number: 240-1564-1

Client Sample ID: **MSA-MW38S-062911**

Lab Sample ID: 240-1591-1
Client Matrix: Water

Date Sampled: 06/29/2011 0900
Date Received: 06/30/2011 0930

7470A Mercury (CVAA)

Analysis Method:	7470A	Analysis Batch:	200-21462	Instrument ID:	MEPCV3 II
Prep Method:	7470A	Prep Batch:	200-21330	Lab File ID:	071311AA.PRN
Dilution:	1.0			Initial Weight/Volume:	50 mL
Analysis Date:	07/13/2011 1123			Final Weight/Volume:	50 mL
Prep Date:	07/12/2011 1100				

Analyte	Result (ug/L)	Qualifier	MDL	RL
Mercury	0.20	U	0.066	0.20

7470A Mercury (CVAA)-Dissolved

Analysis Method:	7470A	Analysis Batch:	200-21462	Instrument ID:	MEPCV3 II
Prep Method:	7470A	Prep Batch:	200-21330	Lab File ID:	071311AA.PRN
Dilution:	1.0			Initial Weight/Volume:	50 mL
Analysis Date:	07/13/2011 1126			Final Weight/Volume:	50 mL
Prep Date:	07/12/2011 1100				

Analyte	Result (ug/L)	Qualifier	MDL	RL
Mercury	0.20	U	0.066	0.20

Client: Tetra Tech NUS Inc

Job Number: 240-1564-1

Client Sample ID: **MSA-MW-39S-062811**

Lab Sample ID: 240-1564-1
Client Matrix: Water

Date Sampled: 06/28/2011 1040
Date Received: 06/29/2011 0930

6020 Metals (ICP/MS)

Analysis Method:	6020	Analysis Batch:	200-22998	Instrument ID:	METICPMS2
Prep Method:	3010A	Prep Batch:	200-21314	Lab File ID:	080411-02B.xml
Dilution:	1.0			Initial Weight/Volume:	100 mL
Analysis Date:	08/04/2011 1437			Final Weight/Volume:	100 mL
Prep Date:	07/12/2011 0950				

Analyte	Result (ug/L)	Qualifier	MDL	RL
Antimony	0.18	J	0.073	2.0
Arsenic	3.4	J B	0.092	5.0
Barium	62	B	0.42	5.0
Beryllium	1.0	U	0.092	1.0
Cadmium	0.26	J	0.046	1.0
Chromium	0.53	J	0.11	2.0
Cobalt	14		0.049	1.0
Copper	0.59	J	0.23	2.0
Lead	0.45	J B	0.024	1.0
Molybdenum	0.46	J	0.42	2.0
Nickel	15		0.63	2.0
Selenium	1.7	J	0.32	5.0
Silver	1.0	U	0.014	1.0
Thallium	0.31	J B	0.079	2.0
Vanadium	1.1	J	0.30	20
Zinc	12	J B	0.50	20

6020 Metals (ICP/MS)-Dissolved

Analysis Method:	6020	Analysis Batch:	200-22998	Instrument ID:	METICPMS2
Prep Method:	3010A	Prep Batch:	200-21314	Lab File ID:	080411-02B.xml
Dilution:	1.0			Initial Weight/Volume:	100 mL
Analysis Date:	08/04/2011 1537			Final Weight/Volume:	100 mL
Prep Date:	07/12/2011 0950				

Analyte	Result (ug/L)	Qualifier	MDL	RL
Antimony	2.0	U	0.073	2.0
Arsenic	1.0	J B	0.092	5.0
Barium	64	B	0.42	5.0
Beryllium	1.0	U	0.092	1.0
Cadmium	0.23	J	0.046	1.0
Chromium	0.38	J	0.11	2.0
Cobalt	14		0.049	1.0
Copper	0.49	J	0.23	2.0
Lead	0.41	J B	0.024	1.0
Molybdenum	2.0	U	0.42	2.0
Nickel	13		0.63	2.0
Selenium	1.6	J	0.32	5.0
Silver	1.0	U	0.014	1.0
Thallium	0.25	J B	0.079	2.0
Vanadium	0.91	J	0.30	20
Zinc	10	J B	0.50	20

7470A Mercury (CVAA)

Client: Tetra Tech NUS Inc

Job Number: 240-1564-1

Client Sample ID: **MSA-MW-39S-062811**

Lab Sample ID: 240-1564-1
Client Matrix: Water

Date Sampled: 06/28/2011 1040
Date Received: 06/29/2011 0930

7470A Mercury (CVAA)

Analysis Method:	7470A	Analysis Batch:	200-21462	Instrument ID:	MEPCV3 II
Prep Method:	7470A	Prep Batch:	200-21330	Lab File ID:	071311AA.PRN
Dilution:	1.0			Initial Weight/Volume:	50 mL
Analysis Date:	07/13/2011 1106			Final Weight/Volume:	50 mL
Prep Date:	07/12/2011 1100				

Analyte	Result (ug/L)	Qualifier	MDL	RL
Mercury	0.20	U	0.066	0.20

7470A Mercury (CVAA)-Dissolved

Analysis Method:	7470A	Analysis Batch:	200-21462	Instrument ID:	MEPCV3 II
Prep Method:	7470A	Prep Batch:	200-21330	Lab File ID:	071311AA.PRN
Dilution:	1.0			Initial Weight/Volume:	50 mL
Analysis Date:	07/13/2011 1109			Final Weight/Volume:	50 mL
Prep Date:	07/12/2011 1100				

Analyte	Result (ug/L)	Qualifier	MDL	RL
Mercury	0.20	U	0.066	0.20

TestAmerica North Canton

Client Sample ID: MSA-MW30I-062911

General Chemistry

Lot-Sample #...: G1G010477-005 Work Order #...: MKN89 Matrix.....: WATER
Date Sampled...: 06/29/11 Date Received..: 07/01/11

PARAMETER	RESULT	RL	UNITS	METHOD	PREPARATION-ANALYSIS DATE	PREP BATCH #
Perchlorate	ND	1.0	ug/L	MCAWW 314.0	07/19/11	1201151

Dilution Factor: 1

TestAmerica North Canton

Client Sample ID: MSA-MW-35S-062811

General Chemistry

Lot-Sample #...: G1G010477-002 Work Order #...: MKMF9 Matrix.....: WATER
Date Sampled...: 06/28/11 Date Received..: 06/30/11

PARAMETER	RESULT	RL	UNITS	METHOD	PREPARATION-ANALYSIS DATE	PREP BATCH #
Perchlorate	ND	1.0	ug/L	MCAWW 314.0	07/19/11	1201151

Dilution Factor: 1

TestAmerica North Canton

Client Sample ID: MSA-MW-37S-062811

General Chemistry

Lot-Sample #...: G1G010477-003 Work Order #...: MKMGA Matrix.....: WATER
Date Sampled...: 06/28/11 Date Received..: 06/30/11

PARAMETER	RESULT	RL	UNITS	METHOD	PREPARATION-ANALYSIS DATE	PREP BATCH #
Perchlorate	ND	1.0	ug/L	MCAWW 314.0	07/19/11	1201151

Dilution Factor: 1

TestAmerica North Canton

Client Sample ID: MSA-MW38S-062911

General Chemistry

Lot-Sample #...: G1G010477-004 Work Order #...: MKN83 Matrix.....: WATER
Date Sampled...: 06/29/11 Date Received..: 07/01/11

PARAMETER	RESULT	RL	UNITS	METHOD	PREPARATION-ANALYSIS DATE	PREP BATCH #
Perchlorate	ND	1.0	ug/L	MCAWW 314.0	07/19/11	1201151

Dilution Factor: 1

TestAmerica North Canton

Client Sample ID: MSA-MW-39S-062811

General Chemistry

Lot-Sample #...: G1G010477-001 Work Order #...: MKMFH Matrix.....: WATER
Date Sampled...: 06/28/11 Date Received..: 06/30/11

PARAMETER	RESULT	RL	UNITS	METHOD	PREPARATION-ANALYSIS DATE	PREP BATCH #
Perchlorate	ND G	5.0	ug/L	MCAWW 314.0	07/19/11	1201151

Dilution Factor: 5

NOTE(S):

RL Reporting Limit

G Elevated reporting limit. The reporting limit is elevated due to matrix interference.

APPENDIX C
SUPPORT DOCUMENTATION

HOLDTIM

PROJ_NO: 03328

SDG	SORT	UNITS	NSAMPLE	LAB_ID	QC_TYPE	SAMP_DATE	EXTR_DATE	ANAL_DATE	SMP_EXTR	EXTR_ANL	SMP_ANL
240-1028-1	HG	MG/KG	DR-TP-A46-06	240-1028-3	NM	06/10/2011	07/01/2011	07/05/2011	21	4	25
240-1028-1	HG	MG/KG	DR-TP-A47-10	240-1028-1	NM	06/10/2011	07/01/2011	07/05/2011	21	4	25
240-1028-1	HG	MG/KG	DR-TP-A45-08	240-1028-2	NM	06/10/2011	07/01/2011	07/05/2011	21	4	25
240-1028-1	HG	MG/KG	DR-TP-A48-04	240-1028-4	NM	06/10/2011	07/01/2011	07/05/2011	21	4	25
240-1112-1	HG	MG/KG	DR-SB-34-02	240-1112-17	NM	06/14/2011	07/06/2011	07/08/2011	22	2	24
240-1112-1	HG	MG/KG	DR-SB-29-10	240-1112-8	NM	06/13/2011	07/06/2011	07/08/2011	23	2	25
240-1112-1	HG	MG/KG	DR-SB-30-02	240-1112-9	NM	06/14/2011	07/06/2011	07/08/2011	22	2	24
240-1112-1	HG	MG/KG	DR-SB-28-02	240-1112-5	NM	06/13/2011	07/06/2011	07/08/2011	23	2	25
240-1112-1	HG	MG/KG	DR-SB-28-10	240-1112-6	NM	06/13/2011	07/06/2011	07/08/2011	23	2	25
240-1112-1	HG	MG/KG	DR-SB-33-02	240-1112-15	NM	06/14/2011	07/06/2011	07/08/2011	22	2	24
240-1112-1	HG	MG/KG	DR-SB-32-12	240-1112-14	NM	06/14/2011	07/06/2011	07/08/2011	22	2	24
240-1112-1	HG	MG/KG	DR-SB-32-02	240-1112-13	NM	06/14/2011	07/06/2011	07/08/2011	22	2	24
240-1112-1	HG	MG/KG	DR-SB-27-02	240-1112-3	NM	06/13/2011	07/01/2011	07/05/2011	18	4	22
240-1112-1	HG	MG/KG	DR-SB-34-08	240-1112-18	NM	06/14/2011	07/06/2011	07/08/2011	22	2	24
240-1112-1	HG	MG/KG	DR-SB-31-02	240-1112-11	NM	06/14/2011	07/06/2011	07/08/2011	22	2	24
240-1112-1	HG	MG/KG	DR-SB-30-08	240-1112-10	NM	06/14/2011	07/06/2011	07/08/2011	22	2	24

SDG	SORT	UNITS	NSAMPLE	LAB_ID	QC_TYPE	SAMP_DATE	EXTR_DATE	ANAL_DATE	SMP_EXTR	EXTR_ANL	SMP_ANL
240-1112-1	HG	MG/KG	DR-SB-29-02	240-1112-7	NM	06/13/2011	07/06/2011	07/08/2011	23	2	25
240-1112-1	HG	MG/KG	DR-SB-35-10	240-1112-20	NM	06/14/2011	07/06/2011	07/08/2011	22	2	24
240-1112-1	HG	MG/KG	DR-SB-31-14	240-1112-12	NM	06/14/2011	07/06/2011	07/08/2011	22	2	24
240-1112-1	HG	MG/KG	DR-SB-27-10	240-1112-4	NM	06/13/2011	07/06/2011	07/08/2011	23	2	25
240-1112-1	HG	MG/KG	DR-SB-35-02	240-1112-19	NM	06/14/2011	07/06/2011	07/08/2011	22	2	24
240-1112-1	HG	MG/KG	DR-SB-33-12	240-1112-16	NM	06/14/2011	07/06/2011	07/08/2011	22	2	24
240-1112-1	HG	MG/KG	DR-SB-26-10	240-1112-2	NM	06/13/2011	07/01/2011	07/05/2011	18	4	22
240-1112-1	HG	MG/KG	DR-SB-26-02	240-1112-1	NM	06/13/2011	07/01/2011	07/05/2011	18	4	22
240-1564-1	HG	UG/L	MSA-MW-39S-062811	240-1564-1	NM	06/28/2011	07/12/2011	07/13/2011	14	1	15
240-1564-1	HG	UG/L	MSA-MW30I-062911	240-1591-2	NM	06/29/2011	07/12/2011	07/13/2011	13	1	14
240-1564-1	HG	UG/L	MSA-MW38S-062911	240-1591-1	NM	06/29/2011	07/12/2011	07/13/2011	13	1	14
240-1564-1	HG	UG/L	MSA-MW-35S-062811	240-1564-2	NM	06/28/2011	07/12/2011	07/13/2011	14	1	15
240-1564-1	HG	UG/L	MSA-MW-37S-062811	240-1564-3	NM	06/28/2011	07/12/2011	07/13/2011	14	1	15
240-1702-1	HG	UG/L	MSA-MW36S-070511	240-1702-1	NM	07/05/2011	07/14/2011	07/15/2011	9	1	10
240-1028-1	M	MG/KG	DR-TP-A48-04	240-1028-4	NM	06/10/2011	07/01/2011	07/08/2011	21	7	28
240-1028-1	M	MG/KG	DR-TP-A47-10	240-1028-1	NM	06/10/2011	07/01/2011	07/08/2011	21	7	28
240-1028-1	M	MG/KG	DR-TP-A46-06	240-1028-3	NM	06/10/2011	07/01/2011	07/08/2011	21	7	28
240-1028-1	M	MG/KG	DR-TP-A45-08	240-1028-2	NM	06/10/2011	07/01/2011	07/08/2011	21	7	28
240-1112-1	M	MG/KG	DR-SB-33-12	240-1112-16	NM	06/14/2011	07/05/2011	07/08/2011	21	3	24

SDG	SORT	UNITS	NSAMPLE	LAB_ID	QC_TYPE	SAMP_DATE	EXTR_DATE	ANAL_DATE	SMP_EXTR	EXTR_ANL	SMP_ANL
240-1112-1	M	MG/KG	DR-SB-33-12	240-1112-16	NM	06/14/2011	07/11/2011	07/14/2011	27	3	30
240-1112-1	M	MG/KG	DR-SB-27-02	240-1112-3	NM	06/13/2011	07/11/2011	07/14/2011	28	3	31
240-1112-1	M	MG/KG	DR-SB-26-10	240-1112-2	NM	06/13/2011	07/11/2011	07/14/2011	28	3	31
240-1112-1	M	MG/KG	DR-SB-26-10	240-1112-2	NM	06/13/2011	07/05/2011	07/08/2011	22	3	25
240-1112-1	M	MG/KG	DR-SB-27-02	240-1112-3	NM	06/13/2011	07/05/2011	07/08/2011	22	3	25
240-1112-1	M	MG/KG	DR-SB-29-10	240-1112-8	NM	06/13/2011	07/05/2011	07/08/2011	22	3	25
240-1112-1	M	MG/KG	DR-SB-31-14	240-1112-12	NM	06/14/2011	07/05/2011	07/08/2011	21	3	24
240-1112-1	M	MG/KG	DR-SB-31-02	240-1112-11	NM	06/14/2011	07/11/2011	07/14/2011	27	3	30
240-1112-1	M	MG/KG	DR-SB-32-02	240-1112-13	NM	06/14/2011	07/05/2011	07/08/2011	21	3	24
240-1112-1	M	MG/KG	DR-SB-31-02	240-1112-11	NM	06/14/2011	07/05/2011	07/08/2011	21	3	24
240-1112-1	M	MG/KG	DR-SB-30-08	240-1112-10	NM	06/14/2011	07/05/2011	07/08/2011	21	3	24
240-1112-1	M	MG/KG	DR-SB-32-02	240-1112-13	NM	06/14/2011	07/11/2011	07/14/2011	27	3	30
240-1112-1	M	MG/KG	DR-SB-33-02	240-1112-15	NM	06/14/2011	07/05/2011	07/08/2011	21	3	24
240-1112-1	M	MG/KG	DR-SB-30-02	240-1112-9	NM	06/14/2011	07/05/2011	07/08/2011	21	3	24
240-1112-1	M	MG/KG	DR-SB-27-10	240-1112-4	NM	06/13/2011	07/05/2011	07/08/2011	22	3	25
240-1112-1	M	MG/KG	DR-SB-32-12	240-1112-14	NM	06/14/2011	07/05/2011	07/08/2011	21	3	24
240-1112-1	M	MG/KG	DR-SB-29-02	240-1112-7	NM	06/13/2011	07/11/2011	07/15/2011	28	4	32
240-1112-1	M	MG/KG	DR-SB-29-02	240-1112-7	NM	06/13/2011	07/05/2011	07/08/2011	22	3	25
240-1112-1	M	MG/KG	DR-SB-28-10	240-1112-6	NM	06/13/2011	07/05/2011	07/08/2011	22	3	25

SDG	SORT	UNITS	NSAMPLE	LAB_ID	QC_TYPE	SAMP_DATE	EXTR_DATE	ANAL_DATE	SMP_EXTR	EXTR_ANL	SMP_ANL
240-1112-1	M	MG/KG	DR-SB-28-02	240-1112-5	NM	06/13/2011	07/11/2011	07/14/2011	28	3	31
240-1112-1	M	MG/KG	DR-SB-33-02	240-1112-15	NM	06/14/2011	07/11/2011	07/14/2011	27	3	30
240-1112-1	M	MG/KG	DR-SB-30-02	240-1112-9	NM	06/14/2011	07/11/2011	07/14/2011	27	3	30
240-1112-1	M	MG/KG	DR-SB-26-02	240-1112-1	NM	06/13/2011	07/11/2011	07/14/2011	28	3	31
240-1112-1	M	MG/KG	DR-SB-28-02	240-1112-5	NM	06/13/2011	07/05/2011	07/08/2011	22	3	25
240-1112-1	M	MG/KG	DR-SB-34-08	240-1112-18	NM	06/14/2011	07/13/2011	07/15/2011	29	2	31
240-1112-1	M	MG/KG	DR-SB-34-02	240-1112-17	NM	06/14/2011	07/11/2011	07/14/2011	27	3	30
240-1112-1	M	MG/KG	DR-SB-34-02	240-1112-17	NM	06/14/2011	07/05/2011	07/08/2011	21	3	24
240-1112-1	M	MG/KG	DR-SB-35-10	240-1112-20	NM	06/14/2011	07/13/2011	07/15/2011	29	2	31
240-1112-1	M	MG/KG	DR-SB-26-02	240-1112-1	NM	06/13/2011	07/05/2011	07/08/2011	22	3	25
240-1112-1	M	MG/KG	DR-SB-35-02	240-1112-19	NM	06/14/2011	07/13/2011	07/15/2011	29	2	31
240-1564-1	M	UG/L	MSA-MW38S-062911	240-1591-1	NM	06/29/2011	07/12/2011	08/04/2011	13	23	36
240-1564-1	M	UG/L	MSA-MW-35S-062811	240-1564-2	NM	06/28/2011	07/12/2011	08/04/2011	14	23	37
240-1564-1	M	UG/L	MSA-MW30I-062911	240-1591-2	NM	06/29/2011	07/12/2011	08/04/2011	13	23	36
240-1564-1	M	UG/L	MSA-MW-39S-062811	240-1564-1	NM	06/28/2011	07/12/2011	08/04/2011	14	23	37
240-1564-1	M	UG/L	MSA-MW-37S-062811	240-1564-3	NM	06/28/2011	07/12/2011	08/04/2011	14	23	37
240-1702-1	M	UG/L	MSA-MW36S-070511	240-1702-1	NM	07/05/2011	07/13/2011	07/30/2011	8	17	25
240-1702-1	M	UG/L	MSA-MW36S-070511	240-1702-1	NM	07/05/2011	07/13/2011	08/04/2011	8	22	30
240-1564-1	HGF	UG/L	MSA-MW-39S-062811	240-1564-1	NM	06/28/2011	07/12/2011	07/13/2011	14	1	15

SDG	SORT	UNITS	NSAMPLE	LAB_ID	QC_TYPE	SAMP_DATE	EXTR_DATE	ANAL_DATE	SMP_EXTR	EXTR_ANL	SMP_ANL
240-1564-1	HGF	UG/L	MSA-MW38S-062911	240-1591-1	NM	06/29/2011	07/12/2011	07/13/2011	13	1	14
240-1564-1	HGF	UG/L	MSA-MW-37S-062811	240-1564-3	NM	06/28/2011	07/12/2011	07/13/2011	14	1	15
240-1564-1	HGF	UG/L	MSA-MW-35S-062811	240-1564-2	NM	06/28/2011	07/12/2011	07/13/2011	14	1	15
240-1564-1	HGF	UG/L	MSA-MW30I-062911	240-1591-2	NM	06/29/2011	07/12/2011	07/13/2011	13	1	14
240-1702-1	HGF	UG/L	MSA-MW36S-070511	240-1702-1	NM	07/05/2011	07/14/2011	07/15/2011	9	1	10
240-1564-1	MF	UG/L	MSA-MW-39S-062811	240-1564-1	NM	06/28/2011	07/12/2011	08/04/2011	14	23	37
240-1564-1	MF	UG/L	MSA-MW-35S-062811	240-1564-2	NM	06/28/2011	07/12/2011	08/04/2011	14	23	37
240-1564-1	MF	UG/L	MSA-MW30I-062911	240-1591-2	NM	06/29/2011	07/13/2011	08/04/2011	14	22	36
240-1564-1	MF	UG/L	MSA-MW-37S-062811	240-1564-3	NM	06/28/2011	07/12/2011	08/04/2011	14	23	37
240-1564-1	MF	UG/L	MSA-MW38S-062911	240-1591-1	NM	06/29/2011	07/13/2011	08/04/2011	14	22	36
240-1702-1	MF	UG/L	MSA-MW36S-070511	240-1702-1	NM	07/05/2011	07/13/2011	08/04/2011	8	22	30
240-1702-1	MF	UG/L	MSA-MW36S-070511	240-1702-1	NM	07/05/2011	07/13/2011	07/30/2011	8	17	25
240-1564-1	PCL	UG/L	MSA-MW38S-062911	240-1591-1	NM	06/29/2011	07/19/2011	07/19/2011	20	0	20
240-1564-1	PCL	UG/L	MSA-MW30I-062911	240-1591-2	NM	06/29/2011	07/19/2011	07/19/2011	20	0	20
240-1564-1	PCL	UG/L	MSA-MW-35S-062811	240-1564-2	NM	06/28/2011	07/19/2011	07/19/2011	21	0	21
240-1564-1	PCL	UG/L	MSA-MW-39S-062811	240-1564-1	NM	06/28/2011	07/19/2011	07/19/2011	21	0	21
240-1564-1	PCL	UG/L	MSA-MW-37S-062811	240-1564-3	NM	06/28/2011	07/19/2011	07/19/2011	21	0	21
240-1702-1	PCL	UG/L	MSA-MW36S-070511	240-1702-1	NM	07/05/2011	07/19/2011	07/19/2011	14	0	14
240-1028-1	OS	UG/KG	DR-TP-A45-08	240-1028-2	NM	06/10/2011	06/23/2011	07/07/2011	13	14	27

SDG	SORT	UNITS	NSAMPLE	LAB_ID	QC_TYPE	SAMP_DATE	EXTR_DATE	ANAL_DATE	SMP_EXTR	EXTR_ANL	SMP_ANL
240-1028-1	OS	UG/KG	DR-TP-A47-10	240-1028-1	NM	06/10/2011	06/23/2011	07/07/2011	13	14	27
240-1028-1	OS	UG/KG	DR-TP-A48-04	240-1028-4	NM	06/10/2011	06/23/2011	07/07/2011	13	14	27
240-1028-1	OS	UG/KG	DR-TP-A46-06	240-1028-3	NM	06/10/2011	06/23/2011	07/07/2011	13	14	27
240-1112-1	OS	UG/KG	DR-SB-28-02	240-1112-5	NM	06/13/2011	06/25/2011	07/13/2011	12	18	30
240-1112-1	OS	UG/KG	DR-SB-28-10	240-1112-6	NM	06/13/2011	06/25/2011	07/18/2011	12	23	35
240-1112-1	OS	UG/KG	DR-SB-31-14	240-1112-12	NM	06/14/2011	06/25/2011	07/18/2011	11	23	34
240-1112-1	OS	UG/KG	DR-SB-33-02	240-1112-15	NM	06/14/2011	06/27/2011	07/06/2011	13	9	22
240-1112-1	OS	UG/KG	DR-SB-31-02	240-1112-11	NM	06/14/2011	06/25/2011	07/18/2011	11	23	34
240-1112-1	OS	UG/KG	DR-SB-30-08	240-1112-10	NM	06/14/2011	06/25/2011	07/18/2011	11	23	34
240-1112-1	OS	UG/KG	DR-SB-26-02	240-1112-1	NM	06/13/2011	06/24/2011	07/13/2011	11	19	30
240-1112-1	OS	UG/KG	DR-SB-27-10	240-1112-4	NM	06/13/2011	06/25/2011	07/18/2011	12	23	35
240-1112-1	OS	UG/KG	DR-SB-29-02	240-1112-7	NM	06/13/2011	06/25/2011	07/13/2011	12	18	30
240-1112-1	OS	UG/KG	DR-SB-27-02	240-1112-3	NM	06/13/2011	06/25/2011	07/13/2011	12	18	30
240-1112-1	OS	UG/KG	DR-SB-30-02	240-1112-9	NM	06/14/2011	06/25/2011	07/18/2011	11	23	34
240-1112-1	OS	UG/KG	DR-SB-29-10	240-1112-8	NM	06/13/2011	06/25/2011	07/18/2011	12	23	35
240-1112-1	OS	UG/KG	DR-SB-26-10	240-1112-2	NM	06/13/2011	06/24/2011	07/13/2011	11	19	30
240-1112-1	OS	UG/KG	DR-SB-32-12	240-1112-14	NM	06/14/2011	06/25/2011	07/18/2011	11	23	34
240-1112-1	OS	UG/KG	DR-SB-32-02	240-1112-13	NM	06/14/2011	06/25/2011	07/18/2011	11	23	34
240-1112-1	OS	UG/KG	DR-SB-33-12	240-1112-16	NM	06/14/2011	06/27/2011	07/06/2011	13	9	22

SDG	SORT	UNITS	NSAMPLE	LAB_ID	QC_TYPE	SAMP_DATE	EXTR_DATE	ANAL_DATE	SMP_EXTR	EXTR_ANL	SMP_ANL
240-1112-1	OS	UG/KG	DR-SB-34-02	240-1112-17	NM	06/14/2011	06/27/2011	07/06/2011	13	9	22
240-1112-1	OS	UG/KG	DR-SB-34-08	240-1112-18	NM	06/14/2011	06/27/2011	07/03/2011	13	6	19
240-1112-1	OS	UG/KG	DR-SB-35-02	240-1112-19	NM	06/14/2011	06/27/2011	07/03/2011	13	6	19
240-1112-1	OS	UG/KG	DR-SB-35-10	240-1112-20	NM	06/14/2011	06/27/2011	07/03/2011	13	6	19
240-1564-1	OS	UG/L	MSA-MW38S-062911	240-1591-1	NM	06/29/2011	07/01/2011	07/16/2011	2	15	17
240-1564-1	OS	UG/L	MSA-MW-39S-062811	240-1564-1	NM	06/28/2011	07/02/2011	07/17/2011	4	15	19
240-1564-1	OS	UG/L	MSA-MW-37S-062811	240-1564-3	NM	06/28/2011	07/02/2011	07/17/2011	4	15	19
240-1564-1	OS	UG/L	MSA-MW-35S-062811	240-1564-2	NM	06/28/2011	07/02/2011	07/17/2011	4	15	19
240-1564-1	OS	UG/L	MSA-MW30I-062911	240-1591-2	NM	06/29/2011	07/01/2011	07/21/2011	2	20	22
240-1702-1	OS	UG/L	MSA-MW36S-070511	240-1702-1	NM	07/05/2011	07/08/2011	07/23/2011	3	15	18
240-1028-1	OV	UG/KG	DR-TP-A45-08	240-1028-2	NM	06/11/2011	06/11/2011	06/21/2011	0	10	10
240-1028-1	OV	UG/KG	DR-TP-A46-06	240-1028-3	NM	06/11/2011	06/11/2011	06/21/2011	0	10	10
240-1028-1	OV	UG/KG	DR-TP-A47-10	240-1028-1	NM	06/11/2011	06/11/2011	06/21/2011	0	10	10
240-1028-1	OV	UG/KG	DR-TP-A48-04	240-1028-4	NM	06/11/2011	06/11/2011	06/21/2011	0	10	10
240-1112-1	OV	UG/KG	DR-SB-33-02	240-1112-15	NM	06/15/2011	06/15/2011	06/27/2011	0	12	12
240-1112-1	OV	UG/KG	DR-SB-29-10	240-1112-8	NM	06/15/2011	06/15/2011	06/27/2011	0	12	12
240-1112-1	OV	UG/KG	DR-SB-34-02	240-1112-17	NM	06/15/2011	06/15/2011	06/27/2011	0	12	12
240-1112-1	OV	UG/KG	DR-SB-27-02	240-1112-3	NM	06/15/2011	06/15/2011	06/27/2011	0	12	12
240-1112-1	OV	UG/KG	DR-SB-26-02	240-1112-1	NM	06/15/2011	06/15/2011	06/27/2011	0	12	12

SDG	SORT	UNITS	NSAMPLE	LAB_ID	QC_TYPE	SAMP_DATE	EXTR_DATE	ANAL_DATE	SMP_EXTR	EXTR_ANL	SMP_ANL
240-1112-1	OV	UG/KG	DR-SB-32-12	240-1112-14	NM	06/15/2011	06/15/2011	06/27/2011	0	12	12
240-1112-1	OV	UG/KG	DR-SB-34-08	240-1112-18	NM	06/15/2011	06/15/2011	06/27/2011	0	12	12
240-1112-1	OV	UG/KG	DR-SB-29-02	240-1112-7	NM	06/15/2011	06/15/2011	06/27/2011	0	12	12
240-1112-1	OV	UG/KG	DR-SB-30-08	240-1112-10	NM	06/15/2011	06/15/2011	06/27/2011	0	12	12
240-1112-1	OV	UG/KG	DR-SB-26-10	240-1112-2	NM	06/15/2011	06/15/2011	06/27/2011	0	12	12
240-1112-1	OV	UG/KG	DR-SB-35-02	240-1112-19	NM	06/15/2011	06/15/2011	06/27/2011	0	12	12
240-1112-1	OV	UG/KG	DR-SB-30-02	240-1112-9	NM	06/15/2011	06/15/2011	06/27/2011	0	12	12
240-1112-1	OV	UG/KG	DR-SB-31-02	240-1112-11	NM	06/15/2011	06/15/2011	06/27/2011	0	12	12
240-1112-1	OV	UG/KG	DR-SB-28-02	240-1112-5	NM	06/15/2011	06/15/2011	06/27/2011	0	12	12
240-1112-1	OV	UG/KG	DR-SB-27-10	240-1112-4	NM	06/23/2011	06/23/2011	06/27/2011	0	4	4
240-1112-1	OV	UG/KG	DR-SB-32-02	240-1112-13	NM	06/15/2011	06/15/2011	06/27/2011	0	12	12
240-1112-1	OV	UG/KG	DR-SB-33-12	240-1112-16	NM	06/15/2011	06/15/2011	06/27/2011	0	12	12
240-1112-1	OV	UG/KG	DR-SB-31-14	240-1112-12	NM	06/23/2011	06/23/2011	06/27/2011	0	4	4
240-1112-1	OV	UG/KG	DR-SB-28-10	240-1112-6	NM	06/15/2011	06/15/2011	06/27/2011	0	12	12
240-1112-1	OV	UG/KG	DR-SB-35-10	240-1112-20	NM	06/15/2011	06/15/2011	06/28/2011	0	13	13
240-1564-1	OV	UG/L	TB-062911	240-1591-3	NM	06/29/2011	07/07/2011	07/07/2011	8	0	8
240-1564-1	OV	UG/L	TB-062911	240-1591-3	TB	06/29/2011	07/07/2011	07/07/2011	8	0	8
240-1564-1	OV	UG/L	TB-062811	240-1564-4	NM	06/28/2011	07/06/2011	07/06/2011	8	0	8
240-1564-1	OV	UG/L	MSA-MW38S-062911	240-1591-1	NM	06/29/2011	07/06/2011	07/06/2011	7	0	7

SDG	SORT	UNITS	NSAMPLE	LAB_ID	QC_TYPE	SAMP_DATE	EXTR_DATE	ANAL_DATE	SMP_EXTR	EXTR_ANL	SMP_ANL
240-1564-1	OV	UG/L	MSA-MW-39S-062811	240-1564-1	NM	06/28/2011	07/06/2011	07/06/2011	8	0	8
240-1564-1	OV	UG/L	MSA-MW30I-062911	240-1591-2	NM	06/29/2011	07/06/2011	07/06/2011	7	0	7
240-1564-1	OV	UG/L	MSA-MW-37S-062811	240-1564-3	NM	06/28/2011	07/06/2011	07/06/2011	8	0	8
240-1564-1	OV	UG/L	MSA-MW-35S-062811	240-1564-2	NM	06/28/2011	07/06/2011	07/06/2011	8	0	8
240-1702-1	OV	UG/L	MSA-MW36S-070511	240-1702-1	NM	07/05/2011	07/18/2011	07/18/2011	13	0	13
240-1702-1	OV	UG/L	TB-070511	240-1702-2	NM	07/05/2011	07/12/2011	07/12/2011	7	0	7
240-1028-1	PCB	UG/KG	DR-TP-A45-08	240-1028-2	NM	06/10/2011	06/24/2011	06/28/2011	14	4	18
240-1028-1	PCB	UG/KG	DR-TP-A46-06	240-1028-3	NM	06/10/2011	06/24/2011	06/28/2011	14	4	18
240-1028-1	PCB	UG/KG	DR-TP-A47-10	240-1028-1	NM	06/10/2011	06/24/2011	06/28/2011	14	4	18
240-1028-1	PCB	UG/KG	DR-TP-A48-04	240-1028-4	NM	06/10/2011	06/24/2011	06/28/2011	14	4	18
240-1112-1	PCB	UG/KG	DR-SB-26-10	240-1112-2	NM	06/13/2011	06/24/2011	07/01/2011	11	7	18
240-1112-1	PCB	UG/KG	DR-SB-27-02	240-1112-3	NM	06/13/2011	06/24/2011	07/01/2011	11	7	18
240-1112-1	PCB	UG/KG	DR-SB-27-10	240-1112-4	NM	06/13/2011	06/24/2011	07/01/2011	11	7	18
240-1112-1	PCB	UG/KG	DR-SB-26-02	240-1112-1	NM	06/13/2011	06/24/2011	07/01/2011	11	7	18
240-1112-1	PCB	UG/KG	DR-SB-32-02	240-1112-13	NM	06/14/2011	06/24/2011	07/02/2011	10	8	18
240-1112-1	PCB	UG/KG	DR-SB-31-14	240-1112-12	NM	06/14/2011	06/24/2011	07/02/2011	10	8	18
240-1112-1	PCB	UG/KG	DR-SB-28-02	240-1112-5	NM	06/13/2011	06/24/2011	07/01/2011	11	7	18
240-1112-1	PCB	UG/KG	DR-SB-35-10	240-1112-20	NM	06/14/2011	06/24/2011	07/02/2011	10	8	18
240-1112-1	PCB	UG/KG	DR-SB-29-10	240-1112-8	NM	06/13/2011	06/24/2011	07/02/2011	11	8	19

SDG	SORT	UNITS	NSAMPLE	LAB_ID	QC_TYPE	SAMP_DATE	EXTR_DATE	ANAL_DATE	SMP_EXTR	EXTR_ANL	SMP_ANL
240-1112-1	PCB	UG/KG	DR-SB-35-02	240-1112-19	NM	06/14/2011	06/24/2011	07/02/2011	10	8	18
240-1112-1	PCB	UG/KG	DR-SB-34-08	240-1112-18	NM	06/14/2011	06/24/2011	07/02/2011	10	8	18
240-1112-1	PCB	UG/KG	DR-SB-30-08	240-1112-10	NM	06/14/2011	06/24/2011	07/02/2011	10	8	18
240-1112-1	PCB	UG/KG	DR-SB-31-02	240-1112-11	NM	06/14/2011	06/24/2011	07/02/2011	10	8	18
240-1112-1	PCB	UG/KG	DR-SB-30-02	240-1112-9	NM	06/14/2011	06/24/2011	07/02/2011	10	8	18
240-1112-1	PCB	UG/KG	DR-SB-29-02	240-1112-7	NM	06/13/2011	06/24/2011	07/02/2011	11	8	19
240-1112-1	PCB	UG/KG	DR-SB-33-12	240-1112-16	NM	06/14/2011	06/24/2011	07/02/2011	10	8	18
240-1112-1	PCB	UG/KG	DR-SB-34-02	240-1112-17	NM	06/14/2011	06/24/2011	07/02/2011	10	8	18
240-1112-1	PCB	UG/KG	DR-SB-33-02	240-1112-15	NM	06/14/2011	06/24/2011	07/02/2011	10	8	18
240-1112-1	PCB	UG/KG	DR-SB-28-10	240-1112-6	NM	06/13/2011	06/24/2011	07/02/2011	11	8	19
240-1112-1	PCB	UG/KG	DR-SB-32-12	240-1112-14	NM	06/14/2011	06/24/2011	07/02/2011	10	8	18
240-1028-1	DRO	MG/KG	DR-TP-A48-04	240-1028-4	NM	06/10/2011	06/23/2011	06/27/2011	13	4	17
240-1028-1	DRO	MG/KG	DR-TP-A47-10	240-1028-1	NM	06/10/2011	06/23/2011	06/27/2011	13	4	17
240-1028-1	DRO	MG/KG	DR-TP-A46-06	240-1028-3	NM	06/10/2011	06/23/2011	06/27/2011	13	4	17
240-1028-1	DRO	MG/KG	DR-TP-A45-08	240-1028-2	NM	06/10/2011	06/23/2011	06/27/2011	13	4	17
240-1112-1	DRO	MG/KG	DR-SB-29-02	240-1112-7	NM	06/13/2011	06/24/2011	06/28/2011	11	4	15
240-1112-1	DRO	MG/KG	DR-SB-29-10	240-1112-8	NM	06/13/2011	06/24/2011	06/27/2011	11	3	14
240-1112-1	DRO	MG/KG	DR-SB-34-08	240-1112-18	NM	06/14/2011	06/27/2011	06/30/2011	13	3	16
240-1112-1	DRO	MG/KG	DR-SB-34-02	240-1112-17	NM	06/14/2011	06/27/2011	07/01/2011	13	4	17

SDG	SORT	UNITS	NSAMPLE	LAB_ID	QC_TYPE	SAMP_DATE	EXTR_DATE	ANAL_DATE	SMP_EXTR	EXTR_ANL	SMP_ANL
240-1112-1	DRO	MG/KG	DR-SB-33-12	240-1112-16	NM	06/14/2011	06/27/2011	06/30/2011	13	3	16
240-1112-1	DRO	MG/KG	DR-SB-30-08	240-1112-10	NM	06/14/2011	06/27/2011	06/30/2011	13	3	16
240-1112-1	DRO	MG/KG	DR-SB-33-02	240-1112-15	NM	06/14/2011	06/27/2011	06/30/2011	13	3	16
240-1112-1	DRO	MG/KG	DR-SB-31-02	240-1112-11	NM	06/14/2011	06/27/2011	07/01/2011	13	4	17
240-1112-1	DRO	MG/KG	DR-SB-31-14	240-1112-12	NM	06/14/2011	06/27/2011	06/30/2011	13	3	16
240-1112-1	DRO	MG/KG	DR-SB-32-12	240-1112-14	NM	06/14/2011	06/27/2011	06/30/2011	13	3	16
240-1112-1	DRO	MG/KG	DR-SB-30-02	240-1112-9	NM	06/14/2011	06/27/2011	06/30/2011	13	3	16
240-1112-1	DRO	MG/KG	DR-SB-26-10	240-1112-2	NM	06/13/2011	06/24/2011	06/27/2011	11	3	14
240-1112-1	DRO	MG/KG	DR-SB-35-02	240-1112-19	NM	06/14/2011	06/27/2011	07/01/2011	13	4	17
240-1112-1	DRO	MG/KG	DR-SB-26-02	240-1112-1	NM	06/13/2011	06/24/2011	06/27/2011	11	3	14
240-1112-1	DRO	MG/KG	DR-SB-32-02	240-1112-13	NM	06/14/2011	06/27/2011	07/01/2011	13	4	17
240-1112-1	DRO	MG/KG	DR-SB-27-02	240-1112-3	NM	06/13/2011	06/24/2011	06/28/2011	11	4	15
240-1112-1	DRO	MG/KG	DR-SB-27-10	240-1112-4	NM	06/13/2011	06/24/2011	06/27/2011	11	3	14
240-1112-1	DRO	MG/KG	DR-SB-28-02	240-1112-5	NM	06/13/2011	06/24/2011	06/27/2011	11	3	14
240-1112-1	DRO	MG/KG	DR-SB-35-10	240-1112-20	NM	06/14/2011	06/27/2011	06/30/2011	13	3	16
240-1112-1	DRO	MG/KG	DR-SB-28-10	240-1112-6	NM	06/13/2011	06/24/2011	06/27/2011	11	3	14
240-1564-1	DRO	UG/L	MSA-MW-37S-062811	240-1564-3	NM	06/28/2011	06/30/2011	07/05/2011	2	5	7
240-1564-1	DRO	UG/L	MSA-MW30I-062911	240-1591-2	NM	06/29/2011	07/01/2011	07/05/2011	2	4	6
240-1564-1	DRO	UG/L	MSA-MW-39S-062811	240-1564-1	NM	06/28/2011	06/30/2011	07/05/2011	2	5	7

SDG	SORT	UNITS	NSAMPLE	LAB_ID	QC_TYPE	SAMP_DATE	EXTR_DATE	ANAL_DATE	SMP_EXTR	EXTR_ANL	SMP_ANL
240-1564-1	DRO	UG/L	MSA-MW38S-062911	240-1591-1	NM	06/29/2011	07/01/2011	07/05/2011	2	4	6
240-1564-1	DRO	UG/L	MSA-MW-35S-062811	240-1564-2	NM	06/28/2011	06/30/2011	07/05/2011	2	5	7
240-1702-1	DRO	UG/L	MSA-MW36S-070511	240-1702-1	NM	07/05/2011	07/07/2011	07/11/2011	2	4	6
240-1028-1	GRO	UG/KG	DR-TP-A45-08	240-1028-2	NM	06/10/2011	06/18/2011	06/18/2011	8	0	8
240-1028-1	GRO	UG/KG	DR-TP-A46-06	240-1028-3	NM	06/10/2011	06/18/2011	06/18/2011	8	0	8
240-1028-1	GRO	UG/KG	DR-TP-A47-10	240-1028-1	NM	06/10/2011	06/18/2011	06/18/2011	8	0	8
240-1028-1	GRO	UG/KG	DR-TP-A48-04	240-1028-4	NM	06/10/2011	06/18/2011	06/18/2011	8	0	8
240-1112-1	GRO	UG/KG	DR-SB-35-10	240-1112-20	NM	06/14/2011	06/23/2011	06/23/2011	9	0	9
240-1112-1	GRO	UG/KG	DR-SB-33-02	240-1112-15	NM	06/14/2011	06/23/2011	06/23/2011	9	0	9
240-1112-1	GRO	UG/KG	DR-SB-34-08	240-1112-18	NM	06/14/2011	06/23/2011	06/23/2011	9	0	9
240-1112-1	GRO	UG/KG	DR-SB-35-02	240-1112-19	NM	06/14/2011	06/23/2011	06/23/2011	9	0	9
240-1112-1	GRO	UG/KG	DR-SB-34-02	240-1112-17	NM	06/14/2011	06/23/2011	06/23/2011	9	0	9
240-1112-1	GRO	UG/KG	DR-SB-28-10	240-1112-6	NM	06/13/2011	06/22/2011	06/22/2011	9	0	9
240-1112-1	GRO	UG/KG	DR-SB-32-12	240-1112-14	NM	06/14/2011	06/23/2011	06/23/2011	9	0	9
240-1112-1	GRO	UG/KG	DR-SB-33-12	240-1112-16	NM	06/14/2011	06/23/2011	06/23/2011	9	0	9
240-1112-1	GRO	UG/KG	DR-SB-26-10	240-1112-2	NM	06/13/2011	06/22/2011	06/22/2011	9	0	9
240-1112-1	GRO	UG/KG	DR-SB-28-02	240-1112-5	NM	06/13/2011	06/22/2011	06/22/2011	9	0	9
240-1112-1	GRO	UG/KG	DR-SB-30-02	240-1112-9	NM	06/14/2011	06/23/2011	06/23/2011	9	0	9
240-1112-1	GRO	UG/KG	DR-SB-31-02	240-1112-11	NM	06/14/2011	06/23/2011	06/23/2011	9	0	9

SDG	SORT	UNITS	NSAMPLE	LAB_ID	QC_TYPE	SAMP_DATE	EXTR_DATE	ANAL_DATE	SMP_EXTR	EXTR_ANL	SMP_ANL
240-1112-1	GRO	UG/KG	DR-SB-26-02	240-1112-1	NM	06/13/2011	06/22/2011	06/22/2011	9	0	9
240-1112-1	GRO	UG/KG	DR-SB-27-10	240-1112-4	NM	06/13/2011	06/22/2011	06/22/2011	9	0	9
240-1112-1	GRO	UG/KG	DR-SB-31-14	240-1112-12	NM	06/13/2011	06/13/2011	06/22/2011	0	9	9
240-1112-1	GRO	UG/KG	DR-SB-32-02	240-1112-13	NM	06/14/2011	06/23/2011	06/23/2011	9	0	9
240-1112-1	GRO	UG/KG	DR-SB-30-08	240-1112-10	NM	06/14/2011	06/23/2011	06/23/2011	9	0	9
240-1112-1	GRO	UG/KG	DR-SB-27-02	240-1112-3	NM	06/13/2011	06/22/2011	06/22/2011	9	0	9
240-1112-1	GRO	UG/KG	DR-SB-29-10	240-1112-8	NM	06/13/2011	06/23/2011	06/23/2011	10	0	10
240-1112-1	GRO	UG/KG	DR-SB-29-02	240-1112-7	NM	06/13/2011	06/13/2011	06/22/2011	0	9	9
240-1564-1	GRO	UG/L	MSA-MW30I-062911	240-1591-2	NM	06/29/2011	07/07/2011	07/07/2011	8	0	8
240-1564-1	GRO	UG/L	MSA-MW-35S-062811	240-1564-2	NM	06/28/2011	07/04/2011	07/04/2011	6	0	6
240-1564-1	GRO	UG/L	MSA-MW38S-062911	240-1591-1	NM	06/29/2011	07/04/2011	07/04/2011	5	0	5
240-1564-1	GRO	UG/L	MSA-MW-39S-062811	240-1564-1	NM	06/28/2011	07/04/2011	07/04/2011	6	0	6
240-1564-1	GRO	UG/L	MSA-MW-37S-062811	240-1564-3	NM	06/28/2011	07/04/2011	07/04/2011	6	0	6
240-1702-1	GRO	UG/L	MSA-MW36S-070511	240-1702-1	NM	07/05/2011	07/14/2011	07/14/2011	9	0	9
240-1028-1	TPH	MG/KG	DR-TP-A48-04	240-1028-4	NM	06/10/2011	06/23/2011	06/27/2011	13	4	17
240-1028-1	TPH	MG/KG	DR-TP-A47-10	240-1028-1	NM	06/10/2011	06/23/2011	06/27/2011	13	4	17
240-1028-1	TPH	MG/KG	DR-TP-A45-08	240-1028-2	NM	06/10/2011	06/23/2011	06/27/2011	13	4	17
240-1028-1	TPH	MG/KG	DR-TP-A46-06	240-1028-3	NM	06/10/2011	06/23/2011	06/27/2011	13	4	17
240-1112-1	TPH	MG/KG	DR-SB-35-02	240-1112-19	NM	06/14/2011	06/27/2011	07/01/2011	13	4	17

SDG	SORT	UNITS	NSAMPLE	LAB_ID	QC_TYPE	SAMP_DATE	EXTR_DATE	ANAL_DATE	SMP_EXTR	EXTR_ANL	SMP_ANL
240-1112-1	TPH	MG/KG	DR-SB-28-02	240-1112-5	NM	06/13/2011	06/24/2011	06/27/2011	11	3	14
240-1112-1	TPH	MG/KG	DR-SB-35-10	240-1112-20	NM	06/14/2011	06/27/2011	06/30/2011	13	3	16
240-1112-1	TPH	MG/KG	DR-SB-26-02	240-1112-1	NM	06/13/2011	06/24/2011	06/27/2011	11	3	14
240-1112-1	TPH	MG/KG	DR-SB-27-02	240-1112-3	NM	06/13/2011	06/24/2011	06/28/2011	11	4	15
240-1112-1	TPH	MG/KG	DR-SB-32-02	240-1112-13	NM	06/14/2011	06/27/2011	07/01/2011	13	4	17
240-1112-1	TPH	MG/KG	DR-SB-26-10	240-1112-2	NM	06/13/2011	06/24/2011	06/27/2011	11	3	14
240-1112-1	TPH	MG/KG	DR-SB-27-10	240-1112-4	NM	06/13/2011	06/24/2011	06/27/2011	11	3	14
240-1112-1	TPH	MG/KG	DR-SB-34-02	240-1112-17	NM	06/14/2011	06/27/2011	07/01/2011	13	4	17
240-1112-1	TPH	MG/KG	DR-SB-30-08	240-1112-10	NM	06/14/2011	06/27/2011	06/30/2011	13	3	16
240-1112-1	TPH	MG/KG	DR-SB-33-12	240-1112-16	NM	06/14/2011	06/27/2011	06/30/2011	13	3	16
240-1112-1	TPH	MG/KG	DR-SB-31-02	240-1112-11	NM	06/14/2011	06/27/2011	07/01/2011	13	4	17
240-1112-1	TPH	MG/KG	DR-SB-29-10	240-1112-8	NM	06/13/2011	06/24/2011	06/27/2011	11	3	14
240-1112-1	TPH	MG/KG	DR-SB-33-02	240-1112-15	NM	06/14/2011	06/27/2011	06/30/2011	13	3	16
240-1112-1	TPH	MG/KG	DR-SB-32-12	240-1112-14	NM	06/14/2011	06/27/2011	06/30/2011	13	3	16
240-1112-1	TPH	MG/KG	DR-SB-30-02	240-1112-9	NM	06/14/2011	06/27/2011	06/30/2011	13	3	16
240-1112-1	TPH	MG/KG	DR-SB-31-14	240-1112-12	NM	06/14/2011	06/27/2011	06/30/2011	13	3	16
240-1112-1	TPH	MG/KG	DR-SB-29-02	240-1112-7	NM	06/13/2011	06/24/2011	06/28/2011	11	4	15
240-1112-1	TPH	MG/KG	DR-SB-28-10	240-1112-6	NM	06/13/2011	06/24/2011	06/27/2011	11	3	14
240-1112-1	TPH	MG/KG	DR-SB-34-08	240-1112-18	NM	06/14/2011	06/27/2011	06/30/2011	13	3	16

SDG	SORT	UNITS	NSAMPLE	LAB_ID	QC_TYPE	SAMP_DATE	EXTR_DATE	ANAL_DATE	SMP_EXTR	EXTR_ANL	SMP_ANL
240-1028-1	TPH	UG/KG	DR-TP-A48-04	240-1028-4	NM	06/10/2011	06/18/2011	06/18/2011	8	0	8
240-1028-1	TPH	UG/KG	DR-TP-A45-08	240-1028-2	NM	06/10/2011	06/18/2011	06/18/2011	8	0	8
240-1028-1	TPH	UG/KG	DR-TP-A47-10	240-1028-1	NM	06/10/2011	06/18/2011	06/18/2011	8	0	8
240-1028-1	TPH	UG/KG	DR-TP-A46-06	240-1028-3	NM	06/10/2011	06/18/2011	06/18/2011	8	0	8
240-1112-1	TPH	UG/KG	DR-SB-31-14	240-1112-12	NM	06/13/2011	06/13/2011	06/22/2011	0	9	9
240-1112-1	TPH	UG/KG	DR-SB-28-10	240-1112-6	NM	06/13/2011	06/22/2011	06/22/2011	9	0	9
240-1112-1	TPH	UG/KG	DR-SB-26-10	240-1112-2	NM	06/13/2011	06/22/2011	06/22/2011	9	0	9
240-1112-1	TPH	UG/KG	DR-SB-27-02	240-1112-3	NM	06/13/2011	06/22/2011	06/22/2011	9	0	9
240-1112-1	TPH	UG/KG	DR-SB-33-12	240-1112-16	NM	06/14/2011	06/23/2011	06/23/2011	9	0	9
240-1112-1	TPH	UG/KG	DR-SB-29-02	240-1112-7	NM	06/13/2011	06/13/2011	06/22/2011	0	9	9
240-1112-1	TPH	UG/KG	DR-SB-35-10	240-1112-20	NM	06/14/2011	06/23/2011	06/23/2011	9	0	9
240-1112-1	TPH	UG/KG	DR-SB-34-08	240-1112-18	NM	06/14/2011	06/23/2011	06/23/2011	9	0	9
240-1112-1	TPH	UG/KG	DR-SB-32-12	240-1112-14	NM	06/14/2011	06/23/2011	06/23/2011	9	0	9
240-1112-1	TPH	UG/KG	DR-SB-35-02	240-1112-19	NM	06/14/2011	06/23/2011	06/23/2011	9	0	9
240-1112-1	TPH	UG/KG	DR-SB-30-08	240-1112-10	NM	06/14/2011	06/23/2011	06/23/2011	9	0	9
240-1112-1	TPH	UG/KG	DR-SB-32-02	240-1112-13	NM	06/14/2011	06/23/2011	06/23/2011	9	0	9
240-1112-1	TPH	UG/KG	DR-SB-30-02	240-1112-9	NM	06/14/2011	06/23/2011	06/23/2011	9	0	9
240-1112-1	TPH	UG/KG	DR-SB-33-02	240-1112-15	NM	06/14/2011	06/23/2011	06/23/2011	9	0	9
240-1112-1	TPH	UG/KG	DR-SB-26-02	240-1112-1	NM	06/13/2011	06/22/2011	06/22/2011	9	0	9

SDG	SORT	UNITS	NSAMPLE	LAB_ID	QC_TYPE	SAMP_DATE	EXTR_DATE	ANAL_DATE	SMP_EXTR	EXTR_ANL	SMP_ANL
240-1112-1	TPH	UG/KG	DR-SB-29-10	240-1112-8	NM	06/13/2011	06/23/2011	06/23/2011	10	0	10
240-1112-1	TPH	UG/KG	DR-SB-31-02	240-1112-11	NM	06/14/2011	06/23/2011	06/23/2011	9	0	9
240-1112-1	TPH	UG/KG	DR-SB-27-10	240-1112-4	NM	06/13/2011	06/22/2011	06/22/2011	9	0	9
240-1112-1	TPH	UG/KG	DR-SB-34-02	240-1112-17	NM	06/14/2011	06/23/2011	06/23/2011	9	0	9
240-1112-1	TPH	UG/KG	DR-SB-28-02	240-1112-5	NM	06/13/2011	06/22/2011	06/22/2011	9	0	9
240-1564-1	TPH	UG/L	MSA-MW-39S-062811	240-1564-1	NM	06/28/2011	06/30/2011	07/05/2011	2	5	7
240-1564-1	TPH	UG/L	MSA-MW-39S-062811	240-1564-1	NM	06/28/2011	07/04/2011	07/04/2011	6	0	6
240-1564-1	TPH	UG/L	MSA-MW38S-062911	240-1591-1	NM	06/29/2011	07/04/2011	07/04/2011	5	0	5
240-1564-1	TPH	UG/L	MSA-MW38S-062911	240-1591-1	NM	06/29/2011	07/01/2011	07/05/2011	2	4	6
240-1564-1	TPH	UG/L	MSA-MW-35S-062811	240-1564-2	NM	06/28/2011	07/04/2011	07/04/2011	6	0	6
240-1564-1	TPH	UG/L	MSA-MW-37S-062811	240-1564-3	NM	06/28/2011	07/04/2011	07/04/2011	6	0	6
240-1564-1	TPH	UG/L	MSA-MW-35S-062811	240-1564-2	NM	06/28/2011	06/30/2011	07/05/2011	2	5	7
240-1564-1	TPH	UG/L	MSA-MW30I-062911	240-1591-2	NM	06/29/2011	07/07/2011	07/07/2011	8	0	8
240-1564-1	TPH	UG/L	MSA-MW-37S-062811	240-1564-3	NM	06/28/2011	06/30/2011	07/05/2011	2	5	7
240-1564-1	TPH	UG/L	MSA-MW30I-062911	240-1591-2	NM	06/29/2011	07/01/2011	07/05/2011	2	4	6
240-1702-1	TPH	UG/L	MSA-MW36S-070511	240-1702-1	NM	07/05/2011	07/07/2011	07/11/2011	2	4	6
240-1702-1	TPH	UG/L	MSA-MW36S-070511	240-1702-1	NM	07/05/2011	07/14/2011	07/14/2011	9	0	9
240-1028-1	OV	UG/KG	DR-TP-A48-04	240-1028-4	NM	06/11/2011	06/11/2011	06/21/2011	0	10	10
240-1028-1	OV	UG/KG	DR-TP-A47-10	240-1028-1	NM	06/11/2011	06/11/2011	06/21/2011	0	10	10

SDG	SORT	UNITS	NSAMPLE	LAB_ID	QC_TYPE	SAMP_DATE	EXTR_DATE	ANAL_DATE	SMP_EXTR	EXTR_ANL	SMP_ANL
240-1112-1	OV	UG/KG	DR-SB-32-02	240-1112-13	NM	06/15/2011	06/15/2011	06/27/2011	0	12	12
240-1112-1	OV	UG/KG	DR-SB-33-02	240-1112-15	NM	06/15/2011	06/15/2011	06/27/2011	0	12	12
240-1112-1	OV	UG/KG	DR-SB-31-14	240-1112-12	NM	06/23/2011	06/23/2011	06/27/2011	0	4	4
240-1112-1	OV	UG/KG	DR-SB-30-02	240-1112-9	NM	06/15/2011	06/15/2011	06/27/2011	0	12	12
240-1112-1	OV	UG/KG	DR-SB-33-12	240-1112-16	NM	06/15/2011	06/15/2011	06/27/2011	0	12	12
240-1112-1	OV	UG/KG	DR-SB-31-02	240-1112-11	NM	06/15/2011	06/15/2011	06/27/2011	0	12	12
240-1112-1	OV	UG/KG	DR-SB-27-10	240-1112-4	NM	06/23/2011	06/23/2011	06/27/2011	0	4	4
240-1112-1	OV	UG/KG	DR-SB-35-10	240-1112-20	NM	06/15/2011	06/15/2011	06/28/2011	0	13	13
240-1112-1	OV	UG/KG	DR-SB-34-02	240-1112-17	NM	06/15/2011	06/15/2011	06/27/2011	0	12	12
240-1112-1	OV	UG/KG	DR-SB-35-02	240-1112-19	NM	06/15/2011	06/15/2011	06/27/2011	0	12	12
240-1112-1	OV	UG/KG	DR-SB-27-02	240-1112-3	NM	06/15/2011	06/15/2011	06/27/2011	0	12	12
240-1564-1	OV	UG/L	MSA-MW-39S-062811	240-1564-1	NM	06/28/2011	07/06/2011	07/06/2011	8	0	8
240-1564-1	OV	UG/L	MSA-MW-35S-062811	240-1564-2	NM	06/28/2011	07/06/2011	07/06/2011	8	0	8
240-1564-1	OV	UG/L	TB-062811	240-1564-4	NM	06/28/2011	07/06/2011	07/06/2011	8	0	8
240-1702-1	OV	UG/L	TB-070511	240-1702-2	NM	07/05/2011	07/12/2011	07/12/2011	7	0	7
240-1702-1	OV	UG/L	MSA-MW36S-070511	240-1702-1	NM	07/05/2011	07/18/2011	07/18/2011	13	0	13

CASE NARRATIVE

Client: Tetra Tech NUS Inc

Project: COMPASS ROSE & RUNWAY INVEST.

Report Number: 240-1564-1

With the exceptions noted as flags or footnotes, standard analytical protocols were followed in the analysis of the samples and no problems were encountered or anomalies observed. In addition all laboratory quality control samples were within established control limits, with any exceptions noted below. Each sample was analyzed to achieve the lowest possible reporting limit within the constraints of the method. In some cases, due to interference or analytes present at high concentrations, samples were diluted. For diluted samples, the reporting limits are adjusted relative to the dilution required.

TestAmerica North Canton attests to the validity of the laboratory data generated by TestAmerica facilities reported herein. All analyses performed by TestAmerica facilities were done using established laboratory SOPs that incorporate QA/QC procedures described in the application methods. TestAmerica's operations groups have reviewed the data for compliance with the laboratory QA/QC plan, and data have been found to be compliant with laboratory protocols unless otherwise noted below.

The test results in this report meet all NELAP requirements for parameters for which accreditation is required or available. Any exceptions to NELAP requirements are noted in this report. Pursuant to NELAP, this report may not be reproduced, except in full, without the written approval of the laboratory.

Calculations are performed before rounding to avoid round-off errors in calculated results.

All holding times were met and proper preservation noted for the methods performed on these samples, unless otherwise detailed in the individual sections below.

All solid sample results are reported on an "as received" basis unless otherwise indicated by the presence of a % solids value in the method header.

This laboratory report is confidential and is intended for the sole use of TestAmerica and its client.

RECEIPT

The samples were received on 06/29/2011 and 06/30/2011; the samples arrived in good condition, properly preserved and on ice. The temperature of the coolers at receipt was 3.4 and 5.7 C.

Multiple TestAmerica laboratories were used to support this project. Narrative for TestAmerica West Sacramento (Perchlorate) is provided in the lab's report in the Subcontract section of this report. TestAmerica Burlington's narrative for ICP/MS Metals is incorporated herein. See the Method Summary for additional information.

VOLATILE ORGANIC COMPOUNDS (GC-MS) 8260B

Samples TB-062911 (240-1591-3) and TB-062811 (240-1564-4) were analyzed for volatile organic compounds (GC-MS) in accordance with EPA SW-846 Method 8260B. The samples were analyzed on 07/06/2011.

1,2,3-Trichlorobenzene and Naphthalene were detected in method blank MB 240-7533/5 at levels that were above the method detection limit but below the reporting limit. The values should be considered estimates, and have been flagged "J". If the associated sample reported a result above the MDL and/or RL, the result has been "B" flagged. Refer to the QC report for details.

The laboratory control sample (LCS) for batch 7283 exceeded control limits for the following analytes: 1,2,3-trichlorobenzene and tert-Butyl alcohol. These analytes have been identified as poor performing analytes when analyzed using this method; therefore, re-extraction/re-analysis was not performed.

2-Chloroethyl vinyl ether, cis-1,2-Dichloroethene and tert-Butyl alcohol failed the recovery criteria low for the MS of sample 240-1472-1 in batch 240-7533.

2-Chloroethyl vinyl ether failed the recovery criteria low for the MSD of sample 240-1472-1 in batch 240-7533. tert-Butyl alcohol exceeded the rpd limit.

2-Chloroethyl vinyl ether failed the recovery criteria low for the MS and MSD of sample 240-1543-14 in batch 240-7283.

Refer to the QC report for details.

No other difficulties were encountered during the volatiles analysis. All other quality control parameters were within the acceptance limits.

VOLATILE ORGANIC COMPOUNDS (GC-MS) 8260C

Samples MSA-MW-39S-062811 (240-1564-1), MSA-MW-35S-062811 (240-1564-2), MSA-MW-37S-062811 (240-1564-3), MSA-MW38S-062911 (240-1591-1) and MSA-MW30I-062911 (240-1591-2) were analyzed for volatile organic compounds (GC-MS) in accordance with EPA Method 8260C. The samples were analyzed on 07/06/2011.

The initial calibration verification (ICV) for analytical batch 7323 exceeded control criteria for vinyl acetate. The data have been qualified and reported.

Methylene Chloride was detected in method blank MB 240-7323/11 at a level that was above the method detection limit but below the reporting limit. The value should be considered an estimate, and has been flagged "J". If the associated sample reported a result above the MDL and/or RL, the result has been "B" flagged.

The laboratory control sample (LCS) for batch 7323 exceeded control limits for isopropyl ether. This analyte was biased high in the LCS and was not detected in the associated samples; therefore, the data have been reported.

2-Chloroethyl vinyl ether failed the recovery criteria low for the MS/MSD of sample 240-1573-6 in batch 240-7323.

2-Chloroethyl vinyl ether and tert-Butyl alcohol failed the recovery criteria low for the MSD of sample MSA-MW30I-062911MSD (240-1591-2) in batch 240-7323. tert-Butyl alcohol exceeded the rpd limit.

Sample MSA-MW30I-062911 (240-1591-2)[20X] required dilution prior to analysis. The reporting limits have been adjusted accordingly.

No other difficulties were encountered during the volatiles analyses. All other quality control parameters were within the acceptance limits.

SEMIVOLATILE ORGANICS 8270D

Samples MSA-MW-39S-062811 (240-1564-1), MSA-MW-35S-062811 (240-1564-2), MSA-MW-37S-062811 (240-1564-3), MSA-MW38S-062911 (240-1591-1) and MSA-MW30I-062911 (240-1591-2) were analyzed for 8270D in accordance with EPA SW 8270D. The samples were analyzed on 07/16/2011, 07/17/2011 and 07/21/2011.

3&4 Methylphenol and Benzaldehyde %RSD's were out in the CCAL. Since they were out high, and compounds were not detected in sample MSA-MW30I-062911 (240-1591-2), no corrective action was taken.

The generic batch MS/MSD for batch 6973 was extracted and analyzed, but unable to be reported due to LIMS limitations.

There was no client requested matrix spike/matrix spike duplicate (MS/MSD) for batches 6852 and 6874.

No other difficulties were encountered during the semi-volatiles analyses. All quality control parameters were within the acceptance limits.

GAS RANGE ORGANICS (GRO)

Samples MSA-MW-39S-062811 (240-1564-1), MSA-MW-35S-062811 (240-1564-2) and MSA-MW-37S-062811 (240-1564-3),MSA-MW38S-062911 (240-1591-1) and MSA-MW30I-062911 (240-1591-2) were analyzed for gas range organics in accordance with EPA SW-846 Method 8015B - GRO. The samples were analyzed on 07/04/2011 and 07/07/2011.

Total Petroleum Hydrocarbons (C6-C10) was detected in method blank MB 240-7018/11 at a level exceeding the reporting limit. If the associated sample reported a result above the MDL and/or RL, the result has been "B" flagged. Total Petroleum Hydrocarbons (C6-C10) was detected in method blank MB 240-7464/6 at a level exceeding the reporting limit. If the associated sample reported a result above the MDL and/or RL, the result has been "B" flagged. Refer to the QC report for details.

The continuing calibration verification (CCV) for C6-C10 recovered above the upper control limit. The samples associated with this CCV were non-detects for the affected analytes; therefore, the data have been reported. The associated samples were: (240-1413-1 MS), (240-1413-1 MSD), GW-73942-062311-JY-089 (240-1413-1), MSA-MW-35S-062811 (240-1564-2), MSA-MW-37S-062811 (240-1564-3), MSA-MW38S-062911 (240-1591-1) and MSA-MW-39S-062811 (240-1564-1)

No other difficulties were encountered during the GRO analyses. No other difficulties were encountered during the GRO analyses.

All other quality control parameters were within the acceptance limits. All other quality control parameters were within the acceptance limits.

DIESEL RANGE ORGANICS (DRO)

Samples MSA-MW-39S-062811 (240-1564-1), MSA-MW-35S-062811 (240-1564-2) and MSA-MW-37S-062811 (240-1564-3), MSA-MW38S-062911 (240-1591-1) and MSA-MW30I-062911 (240-1591-2) were analyzed for Diesel Range Organics (DRO) in accordance with EPA Method 8015B. The samples were analyzed on 07/05/2011.

Surrogates are added during the extraction process prior to dilution. When the sample dilution is 5X or greater, surrogate recoveries are diluted out and no corrective action is required. Surrogates are added during the extraction process prior to dilution. When the sample dilution is 5X or greater, surrogate recoveries are diluted out and no corrective action is required.

The continuing calibration verification (CCV) for diesel recovered above the upper control limit. The samples associated with this CCV were non-detects for the affected analytes; therefore, the data have been reported. The associated samples were: MSA-MW30I-062911 (240-1591-2) and MSA-MW38S-062911 (240-1591-1)

There was no client requested matrix spike/matrix spike duplicate (MS/MSD) for batches 6852, 6874 and 6673.

No other difficulties were encountered during the Diesel Range Organics (DRO) analyses. All quality control parameters were within the acceptance limits.

DISSOLVED METALS (ICPMS) Samples MSA-MW-39S-062811 (240-1564-1), MSA-MW-35S-062811 (240-1564-2), MSA-MW-37S-062811 (240-1564-3), MSA-MW38S-062911 (240-1591-1) and MSA-MW30I-062911 (240-1591-2) were analyzed for dissolved metals (ICPMS) in accordance with EPA SW-846 Method 6020. The samples were prepared on 07/12/2011 and analyzed on 08/04/2011.

Lead, Thallium and Zinc were detected in method blank PB 200-21260/1-B at levels that were above the method detection limit but below the reporting limit. The values should be considered estimates, and have been flagged "J". If the associated sample reported a result above the MDL and/or RL, the result has been "B" flagged. Refer to the QC report for details.

The serial dilution performed for the following field filtered sample was outside control limits for As: MSA-MW38S-062911 (240-1591-1 SD)

No other difficulties were encountered during the metals analyses. All other quality control parameters were within the acceptance limits.

TOTAL METALS (ICPMS)
Samples MSA-MW-39S-062811 (240-1564-1), MSA-MW-35S-062811 (240-1564-2), MSA-MW-37S-062811 (240-1564-3), MSA-MW38S-062911 (240-1591-1) and MSA-MW30I-062911 (240-1591-2) were analyzed for total metals (ICPMS) in accordance with EPA SW-846 Method 6020. The samples were analyzed on 08/04/2011.

Lead, Magnesium and Thallium were detected in method blank MB 200-21413/1-A at levels that were above the method detection limit but below the reporting limit. The values should be considered estimates, and have been flagged "J". If the associated sample reported a result above the MDL and/or RL, the result has been "B" flagged. Refer to the QC report for details.

The serial dilution performed for the following sample, for total metals, was outside control limits for Zn: MSA-MW30I-062911 (240-1591-2 SD)

No other difficulties were encountered during the metals analyses. All other quality control parameters were within the acceptance limits.

DISSOLVED MERCURY (CVAA)
Samples MSA-MW-39S-062811 (240-1564-1), MSA-MW-35S-062811 (240-1564-2), MSA-MW-37S-062811 (240-1564-3), MSA-MW38S-062911 (240-1591-1) and MSA-MW30I-062911 (240-1591-2) were analyzed for dissolved mercury (CVAA) in accordance with EPA SW-846 Methods 7470A. The samples were prepared on 07/12/2011 and analyzed on 07/13/2011.

No difficulties were encountered during the mercury analyses. All quality control parameters were within the acceptance limits.

TOTAL MERCURY
Samples MSA-MW-39S-062811 (240-1564-1), MSA-MW-35S-062811 (240-1564-2), MSA-MW-37S-062811 (240-1564-3), MSA-MW38S-062911 (240-1591-1) and MSA-MW30I-062911 (240-1591-2) were analyzed for total mercury in accordance with EPA SW-846 Methods 7470A. The samples were analyzed on 07/13/2011.

No difficulties were encountered during the mercury analyses. All quality control parameters were within the acceptance limits.

Case Narrative

TestAmerica West Sacramento Project Number G1G010477

General Comments
Sample MSA-MW38S-062911 was labeled with 240-1591-2. Sample MSA-MW30I-062911 was labeled with 240-1591-1. The samples were logged in using the client's identifications.

WATER, 314.0, Perchlorate
Sample: 1
This sample was analyzed at a dilution due to matrix interferences. The reporting limits were elevated accordingly.

There are no other anomalies associated with this project.

Chain of Custody Record

TestAmerica
THE LEADER IN ENVIRONMENTAL TESTING

TestAmerica Laboratory location: _____
Regulatory program: ☐ DW ☐ NPDES ☐ RCRA ☐ Other _____

TestAmerica Laboratories, Inc.

Client Contact	Client Project Manager	Site Contact	Lab Contact	COC No
Company Name: Tetra Tech	Dev Mondi	Stu Cameron	Pat O'Meara	009855
Address: 20251 Century Blvd Ste 200	Telephone: (301) 528-5552	Telephone: (703) 341-4389	Telephone: (530) 447-9396	1 of 1 COCs
City/State/Zip: Germantown MD 20874	Email: Dev.Mondi@Tetratech.com	Analysis Turnaround Time (in calendar days)	Analyses	For lab use only
Phone: (301) 528-5552		☐ 2 weeks ☐ 1 week ☐ 2 days ☐ 1 day		Walk-in client ☐ Lab pickup ☐ Lab sampling ☐
Project Name: Camp Rue & Range Invest.	Method of Shipment/Carrier:			
Project Number: WRC03328-04	Shipping/Tracking No:			Job/SDG No:
PO #				Sample Specific Notes / Special Instructions:

Sample Identification	Sample Date	Sample Time	Matrix: Air	Aqueous	Sediment	Solid	Other	Containers & Preservatives: HNO3	HNO3	HCl	NaOH	ZnAc/NaOH	Tapes	Other	Filtered Sample (Y/N)	Comprehensive/Grab	VOCs	Total Metals	Dissolved Metals*	SVOCs + 1,4-Dioxane	TPH-GRO	TPH-DRO	Perchlorate				
MSA-MW395-062811	6/28/11	1040		X				2	1	5			4		N	G	X	X	X	X	X	X	X				
MSA-MW355-062811		1255		X				2	1	5			4		N	G	X	X	X	X	X	X	X				
MSA-MW275-062811	↓	1435		X				2	1	5			4		N	G	X	X	X	X	X	X	X				
TB-062811																											

* No filters for Dissolved metals. Provided tapes. 500 mL plastics.

Possible Hazard Identification: ☒ Non-Hazard ☐ Flammable ☐ Skin Irritant ☐ Poison B ☐ Unknown
Sample Disposal (A fee may be assessed if samples are retained longer than 1 month): ☐ Return to Client ☒ Disposal By Lab ☐ Archive For _____ Months

Special Instructions/QC Requirements & Comments: Dissolved metal bottles have no preservative & were not filtered.

Relinquished by	Company	Date/Time	Received by	Company	Date/Time
[signature]	Tetra Tech	6/28/11 - 1400			
Relinquished by	Company	Date/Time	Received by	Company	Date/Time
Relinquished by	Company	Date/Time	Received in Laboratory by:	Company	Date/Time

©2008 TestAmerica Laboratories, Inc. All rights reserved.
TestAmerica & Design ™ are trademarks of TestAmerica Laboratories, Inc.

TAL 0018-1 (04/10)

TestAmerica Cooler Receipt Form/Narrative **Lot Number:** 1564
North Canton Facility

Client Tetra Tech Project Compass Reso By: [signature] (Signature)
Cooler Received on 6/29/11 Opened on 6/29/11
FedEx ☒ UPS ☐ DHL ☐ FAS ☐ Stetson ☐ Client Drop Off ☐ TestAmerica Courier ☐ Other _____
TestAmerica Cooler # _____ Multiple Coolers ☐ Foam Box ☐ Client Cooler ☒ Other _____

1. Were custody seals on the outside of the cooler(s)? Yes ☒ No ☐ Intact? Yes ☒ No ☐ NA ☐
   If YES, Quantity 1 Quantity Unsalvageable _____
   Were custody seals on the outside of cooler(s) signed and dated? Yes ☒ No ☐ NA ☐
   Were custody seals on the bottle(s)? Yes ☐ No ☒
   If YES, are there any exceptions? _____
2. Shippers' packing slip attached to the cooler(s)? Yes ☒ No ☐
3. Did custody papers accompany the sample(s)? Yes ☒ No ☐ Relinquished by client? Yes ☒ No ☐
4. Were the custody papers signed in the appropriate place? Yes ☒ No ☐
5. Packing material used: Bubble Wrap ☒ Foam ☐ None ☐ Other _____
6. Cooler temperature upon receipt 5.7 °C See back of form for multiple coolers/temps ☐
   METHOD: IR ☒ Other ☐ _____
   COOLANT: Wet Ice ☒ Blue Ice ☐ Dry Ice ☐ Water ☐ None ☐
7. Did all bottles arrive in good condition (Unbroken)? Yes ☒ No ☐
8. Could all bottle labels be reconciled with the COC? Yes ☒ No ☐
9. Were sample(s) at the correct pH upon receipt? Yes ☒ No ☐ NA ☐
10. Were correct bottle(s) used for the test(s) indicated? Yes ☒ No ☐
11. Were air bubbles >6 mm in any VOA vials? Yes ☐ No ☒ NA ☐
12. Sufficient quantity received to perform indicated analyses? Yes ☒ No ☐
13. Was a trip blank present in the cooler(s)? Yes ☒ No ☐ Were VOAs on the COC? Yes ☒ No ☐

Contacted PM _____ Date _____ by _____ via Verbal ☐ Voice Mail ☐ Other ☐
Concerning _____

14. CHAIN OF CUSTODY

The following discrepancies occurred:

COC ID = MSA-MW27S-062811 Label IDs = MSA-MW37S-062811
~~Will log ID per COC~~ 6/29/11
Will log ID per labels per Samantha Brenner.
Trip Blank is not marked for analyses. Will log for VOCs.

15. SAMPLE CONDITION

Sample(s) _____ were received after the recommended holding time had expired.
Sample(s) _____ were received in a broken container.
Sample(s) _____ were received with bubble >6 mm in diameter. (Notify PM)

16. SAMPLE PRESERVATION

Sample(s) _____ were further preserved in Sample Receiving to meet recommended pH level(s). *Nitric Acid Lot#* 100110-*HNO_3; Sulfuric Acid Lot#* 110410-*H_2SO_4; Sodium Hydroxide Lot#* 100108 -*NaOH; Hydrochloric Acid Lot#* 092006-*HCl; Sodium Hydroxide and Zinc Acetate Lot#* 100108-*$(CH_3COO)_2ZN/NaOH$*. What time was preservative added to sample(s)? _____

Client ID	pH	Date	Initials
39S	<2<2<2	6/29/11	[initials]
35S	<2<2<2	[initials]	[initials]
37S	<2<2<2	[initials]	[initials]

TestAmerica Cooler Receipt Form/Narrative
North Canton Facility

Client ID	pH	Date	Initials

Chain of Custody Record

TestAmerica
THE LEADER IN ENVIRONMENTAL TESTING

TestAmerica Laboratory location: _____
Regulatory program: ☐ DW ☐ NPDES ☐ RCRA ☐ Other _____

TestAmerica Laboratories, Inc.

Client Contact				
Company Name: Tetra Tech	Client Project Manager: Dev Murali	Site Contact: Stu Camern	Lab Contact: Pat O'Meara	COC No: 009857
Address: 20251 Century Blvd Ste 200	Telephone: (301)528-5552	Telephone: (703)342-8389	Telephone: (330) 497-9396	1 of 1 COCs
City/State/Zip: Germantown MD 20874	Email: Dev.Murali@Tetratech.com	Analysis Turnaround Time (in BUS days)		For lab use only
Phone: (301) 528-5552		TAT if different from below _____ ☐ 3 weeks ☐ 2 weeks ☐ 1 week ☐ 2 days ☐ 1 day		Walk-in client ☐ Lab pickup ☐ Lab sampling ☐ Job/SDG No.
Project Name: Compass Rose & Runway Invest.	Method of Shipment/Carrier:			
Project Number: 1DIC03328-04	Shipping/Tracking No:			
PO #				

Analyses

Sample Identification	Sample Date	Sample Time	Matrix: Air	Aqueous	Sediment	Solid	Other:	Containers & Preservatives: H2SO4	HNO3	HCl	NaOH	ZnAc/NaOH	Unpres	Other:	Filtered Sample (Y/N)	Composite-C/Grab-G	VOCs	Total Metals	Dissolved Metals	Perchlorate	SVOCs+1,4-Dioxane	TPH-GRO	TPH-DRO				Sample Specific Notes / Special Instructions:
MSA-MW38S-062911	6/29/11	0900		X				2	2	5			3			G	X	X	X	X	X	X	X				
MSA-MW30I-062911	6/29/11	1325		X				2	2	5			3			G	X	X	X	X	X	X	X				
TB-062911				X						2							X										

Possible Hazard Identification: ☒ Non-Hazard ☐ Flammable ☐ Skin Irritant ☐ Poison B ☐ Unknown

Sample Disposal (A fee may be assessed if samples are retained longer than 1 month): ☐ Return to Client ☒ Disposal By Lab ☐ Archive For _____ Months

Special Instructions/QC Requirements & Comments:

Relinquished by:	Company:	Date/Time:	Received by:	Company:	Date/Time:
[signature]	Tetra Tech	6/29/11 - 1625	[signature]	Test America	6-29-11 1626
[signature]	TA	6-29-11 1741			
			Received in Laboratory by: Terry Burns	TA	6/30/11 930

©2008, TestAmerica Laboratories, Inc. All rights reserved.
TestAmerica & Design ™ are trademarks of TestAmerica Laboratories, Inc.

TAL 0018- 1 (04/10)

TestAmerica Cooler Receipt Form/Narrative **Lot Number:**_____
North Canton Facility

Client Tetra Tech Project Compass Rose By: Terry Burns
Cooler Received on 6/30/11 Opened on 6/30/11 (Signature)
FedEx ☒ UPS ☐ DHL ☐ FAS ☐ Stetson ☐ Client Drop Off ☐ TestAmerica Courier ☐ Other_____
TestAmerica Cooler # TAN 07 Multiple Coolers ☐ Foam Box ☐ Client Cooler ☐ Other_____

1. Were custody seals on the outside of the cooler(s)? Yes ☒ No ☐ Intact? Yes ☒ No ☐ NA ☐
   If YES, Quantity 1 Quantity Unsalvageable_____
   Were custody seals on the outside of cooler(s) signed and dated? Yes ☒ No ☐ NA ☐
   Were custody seals on the bottle(s)? Yes ☐ No ☒
   If YES, are there any exceptions? _____
2. Shippers' packing slip attached to the cooler(s)? Yes ☒ No ☐
3. Did custody papers accompany the sample(s)? Yes ☒ No ☐ Relinquished by client? Yes ☒ No ☐
4. Were the custody papers signed in the appropriate place? Yes ☒ No ☐
5. Packing material used: Bubble Wrap ☒ Foam ☐ None ☐ Other _____
6. Cooler temperature upon receipt 3.4 °C See back of form for multiple coolers/temps ☐
   METHOD: IR ☒ Other ☐ _____
   COOLANT: Wet Ice ☒ Blue Ice ☐ Dry Ice ☐ Water ☐ None ☐
7. Did all bottles arrive in good condition (Unbroken)? Yes ☒ No ☐
8. Could all bottle labels be reconciled with the COC? Yes ☒ No ☐
9. Were sample(s) at the correct pH upon receipt? Yes ☒ No ☐ NA ☐
10. Were correct bottle(s) used for the test(s) indicated? Yes ☒ No ☐
11. Were air bubbles >6 mm in any VOA vials? Yes ☐ No ☒ NA ☐
12. Sufficient quantity received to perform indicated analyses? Yes ☒ No ☐
13. Was a trip blank present in the cooler(s)? Yes ☒ No ☐ Were VOAs on the COC? Yes ☒ No ☐

Contacted PM _____ Date _____ by _____ via Verbal ☐ Voice Mail ☐ Other ☐
Concerning _____

14. CHAIN OF CUSTODY

The following discrepancies occurred:

15. SAMPLE CONDITION

Sample(s)_____ were received after the recommended holding time had expired.
Sample(s)_____ were received in a broken container.
Sample(s)_____ were received with bubble >6 mm in diameter. (Notify PM)

16. SAMPLE PRESERVATION

Sample(s) _____ were further preserved in Sample Receiving to meet recommended pH level(s). *Nitric Acid Lot#* 100110-HNO_3; *Sulfuric Acid Lot#* 110410-H_2SO_4; *Sodium Hydroxide Lot#* 100108 -*NaOH; Hydrochloric Acid Lot#* 092006-*HCl; Sodium Hydroxide and Zinc Acetate Lot#* 100108-$(CH_3COO)_2ZN/NaOH$. What time was preservative added to sample(s)? _____

Client ID	pH	Date	Initials
MW385	<2, <2, <2, <2	6/30/11	TB
130I	<2, <2, <2, <2	1	1

12-IN
PREPARATION LOG
METALS

Lab Name: TestAmerica Burlington Job No.: 240-1564-1

SDG No.:

Prep Method: 3010A

Lab Sample ID	Preparation Date	Prep Batch	Initial Weight	Initial Volume (mL)	Final Volume (mL)
MB 200-21314/1-A	07/12/2011 09:50	21314		100	100
LCS 200-21314/2-A	07/12/2011 09:50	21314		100	100
240-1564-1	07/12/2011 09:50	21314		100	100
240-1564-2	07/12/2011 09:50	21314		100	100
240-1564-3	07/12/2011 09:50	21314		100	100
240-1591-1	07/12/2011 09:50	21314		100	100
240-1591-2	07/12/2011 09:50	21314		100	100
PB 200-21260/1-B	07/12/2011 09:50	21314		100	100
240-1564-1	07/12/2011 09:50	21314		100	100
240-1564-2	07/12/2011 09:50	21314		100	100
240-1564-3	07/12/2011 09:50	21314		100	100

12-IN
PREPARATION LOG
METALS

Lab Name: TestAmerica Burlington Job No.: 240-1564-1

SDG No.:

Prep Method: 3010A

Lab Sample ID	Preparation Date	Prep Batch	Initial Weight	Initial Volume (mL)	Final Volume (mL)
MB 200-21413/1-A	07/13/2011 09:13	21413		100	100
LCS 200-21413/2-A	07/13/2011 09:13	21413		100	100
240-1591-1	07/13/2011 09:13	21413		100	100
240-1591-2	07/13/2011 09:13	21413		100	100

FORM XII-IN

12-IN
PREPARATION LOG
METALS

Lab Name: TestAmerica Burlington Job No.: 240-1564-1

SDG No.:

Prep Method: 7470A

Lab Sample ID	Preparation Date	Prep Batch	Initial Weight	Initial Volume (mL)	Final Volume (mL)
MB 200-21330/11-A	07/12/2011 11:00	21330		50	50
LCS 200-21330/12-A	07/12/2011 11:00	21330		50	50
PB 200-21260/1-C	07/12/2011 11:00	21330		50	50
240-1564-1	07/12/2011 11:00	21330		50	50
240-1564-1	07/12/2011 11:00	21330		50	50
240-1564-2	07/12/2011 11:00	21330		50	50
240-1564-2	07/12/2011 11:00	21330		50	50
240-1564-3	07/12/2011 11:00	21330		50	50
240-1564-3	07/12/2011 11:00	21330		50	50
240-1591-1	07/12/2011 11:00	21330		50	50
240-1591-1	07/12/2011 11:00	21330		50	50
240-1591-2	07/12/2011 11:00	21330		50	50
240-1591-2	07/12/2011 11:00	21330		50	50

13-IN
ANALYSIS RUN LOG
METALS

Lab Name: TestAmerica Burlington Job No.: 240-1564-1

SDG No.:

Instrument ID: METICPMS2 Method: 6020

Start Date: 08/04/2011 10:17 End Date: 08/04/2011 20:08

Lab Sample ID	D/F	Type	Time	Analytes																
				Ag	As	Ba	Be	Cd	Co	Cr	Cu	Mg	Mo	Ni	Pb	Sb	Se	Tl	V	Zn
ITUNE 200-22998/1			10:17																	
STD0 200-22998/2 IC	1		11:45	X	X	X	X	X	X	X	X	X	X	X	X	X	X	X	X	X
STDLL2 200-22998/3 IC	1		11:51	X	X	X	X	X	X	X	X	X	X	X	X	X	X	X	X	X
STD1 200-22998/4 IC	1		11:58	X	X	X	X	X	X	X	X	X	X	X	X	X	X	X	X	X
STD2 200-22998/5 IC	1		12:05	X	X	X	X	X	X	X	X	X	X	X	X	X	X	X	X	X
STD3 200-22998/6 IC	1		12:11	X	X	X	X	X	X	X	X	X	X	X	X	X	X	X	X	X
ICV 200-22998/7	1		12:18	X	X	X	X	X	X	X	X	X	X	X	X	X	X	X	X	X
ICBIS 200-22998/8	1		12:25	X	X	X	X	X	X	X	X	X	X	X	X	X	X	X	X	X
ICSA 200-22998/9	1		12:31	X	X	X	X	X	X	X	X	X	X	X	X	X	X	X	X	X
ICSAB 200-22998/10	1		12:38	X	X	X	X	X	X	X	X	X	X	X	X	X	X	X	X	X
CCV 200-22998/11	1		12:45	X	X	X	X	X	X	X	X	X	X	X	X	X	X	X	X	X
CCB 200-22998/12	1		12:51	X	X	X	X	X	X	X	X	X	X	X	X	X	X	X	X	X
MB 200-21413/1-A	1	T	12:58	X	X	X	X	X	X	X	X	X	X	X	X	X	X	X	X	X
LCS 200-21413/2-A	1	T	13:04	X	X	X	X	X	X	X	X	X	X	X	X	X	X	X	X	X
ZZZZZZ			13:11																	
240-1591-1	1	D	13:18	X	X	X	X	X	X	X	X	X	X	X	X	X	X	X	X	X
240-1591-1 SD	5	D	13:24	X	X	X	X	X	X	X	X	X	X	X	X	X	X	X	X	X
240-1591-2	1	D	13:31	X	X	X	X	X	X	X	X	X	X	X	X	X	X	X	X	X
ZZZZZZ			13:38																	
ZZZZZZ			13:44																	
ZZZZZZ			13:51																	
ZZZZZZ			13:58																	
CCV 200-22998/23	1		14:04	X	X	X	X	X	X	X	X	X	X	X	X	X	X	X	X	X
CCB 200-22998/24	1		14:11	X	X	X	X	X	X	X	X	X	X	X	X	X	X	X	X	X
MB 200-21314/1-A	1	T	14:17	X	X	X	X	X	X	X	X		X	X	X	X	X	X	X	X
LCS 200-21314/2-A	1	T	14:24	X	X	X	X	X	X	X	X		X	X	X	X	X	X	X	X
ZZZZZZ			14:31																	
240-1564-1	1	T	14:37	X	X	X	X	X	X	X	X		X	X	X	X	X	X	X	X
240-1564-2	1	T	14:44	X	X	X	X	X	X	X	X		X	X	X	X	X	X	X	X
240-1564-3	1	T	14:51	X	X	X	X	X	X	X	X		X	X	X	X	X	X	X	X
240-1591-1	1	T	14:57	X	X	X	X	X	X	X	X		X	X	X	X	X	X	X	X
240-1591-2	1	T	15:04	X	X	X	X	X	X	X	X		X	X	X	X	X	X	X	X
240-1591-2 SD	5	T	15:10	X	X	X	X	X	X	X	X		X	X	X	X	X	X	X	X
PB 200-21260/1-B	1	T	15:17	X	X	X	X	X	X	X	X		X	X	X	X	X	X	X	X
CCV 200-22998/35	1		15:24	X	X	X	X	X	X	X	X		X	X	X	X	X	X	X	X
CCB 200-22998/36	1		15:30	X	X	X	X	X	X	X	X		X	X	X	X	X	X	X	X
240-1564-1	1	D	15:37	X	X	X	X	X	X	X	X		X	X	X	X	X	X	X	X
240-1564-2	1	D	15:44	X	X	X	X	X	X	X	X		X	X	X	X	X	X	X	X
240-1564-3	1	D	15:51	X	X	X	X	X	X	X	X		X	X	X	X	X	X	X	X
CCV 200-22998/40	1		15:57	X	X	X	X	X	X	X	X		X	X	X	X	X	X	X	X
CCB 200-22998/41	1		16:04	X	X	X	X	X	X	X	X		X	X	X	X	X	X	X	X
ZZZZZZ			16:28																	

13-IN
ANALYSIS RUN LOG
METALS

Lab Name: TestAmerica Burlington Job No.: 240-1564-1

SDG No.:

Instrument ID: METICPMS2 Method: 6020

Start Date: 08/04/2011 10:17 End Date: 08/04/2011 20:08

Lab Sample ID	D/F	Type	Time	Analytes
ZZZZZZ			16:34	
ZZZZZZ			16:41	
ZZZZZZ			16:48	
ZZZZZZ			16:55	
ZZZZZZ			17:01	
ZZZZZZ			17:08	
ZZZZZZ			17:14	
ZZZZZZ			17:21	
ZZZZZZ			17:28	
CCV 200-22998/52			17:35	
CCB 200-22998/53			17:41	
ZZZZZZ			17:48	
ZZZZZZ			17:55	
ZZZZZZ			18:02	
ZZZZZZ			18:08	
ZZZZZZ			18:15	
ZZZZZZ			18:22	
ZZZZZZ			18:28	
ZZZZZZ			18:35	
ZZZZZZ			18:41	
ZZZZZZ			18:48	
CCV 200-22998/64			18:55	
CCB 200-22998/65			19:01	
ZZZZZZ			19:08	
ZZZZZZ			19:15	
ZZZZZZ			19:21	
ZZZZZZ			19:28	
CCV 200-22998/70			19:35	
CCB 200-22998/71			19:41	
ZZZZZZ			19:48	
ZZZZZZ			19:55	
CCV 200-22998/74			20:01	
CCB 200-22998/75			20:08	

Analytes: Ag As Ba Be Cd Co Cr Cu Mg Mo Ni Pb Sb Se Tl V Zn

Prep Types

D = Dissolved

T = Total/NA

13-IN
ANALYSIS RUN LOG
METALS

Lab Name: TestAmerica Burlington Job No.: 240-1564-1

SDG No.:

Instrument ID: MEPCV3 II Method: 7470A

Start Date: 07/13/2011 10:39 End Date: 07/13/2011 11:35

Lab Sample ID	D/F	Type	Time	Analytes: Hg
IC 200-21330/1-A			10:39	X
IC 200-21330/2-A			10:41	X
IC 200-21330/3-A			10:44	X
IC 200-21330/4-A			10:46	X
IC 200-21330/5-A			10:48	X
IC 200-21330/6-A			10:50	X
ICV 200-21330/7-A	1		10:52	X
ICB 200-21330/8-A	1		10:54	X
CCV 200-21330/9-A	1		10:56	X
CCB 200-21330/10-A	1		10:58	X
MB 200-21330/11-A	1	T	11:00	X
LCS 200-21330/12-A	1	T	11:02	X
PB 200-21260/1-C	1	D	11:04	X
240-1564-1	1	T	11:06	X
240-1564-1	1	D	11:09	X
240-1564-2	1	T	11:11	X
240-1564-2	1	D	11:13	X
240-1564-3	1	T	11:15	X
240-1564-3	1	D	11:17	X
CCV 200-21330/9-A	1		11:19	X
CCB 200-21330/10-A	1		11:21	X
240-1591-1	1	T	11:23	X
240-1591-1	1	D	11:26	X
240-1591-2	1	T	11:28	X
240-1591-2	1	D	11:30	X
CCV 200-21330/9-A	1		11:33	X
CCB 200-21330/10-A	1		11:35	X

Prep Types
D = Dissolved
T = Total/NA

Client: Tetra Tech NUS Inc

Job Number: 240-1564-1

QC Association Summary

Lab Sample ID	Client Sample ID	Report Basis	Client Matrix	Method	Prep Batch
Metals					
Analysis Batch:200-21462					
LCS 200-21330/12-A	Lab Control Sample	T	Water	7470A	200-21330
MB 200-21330/11-A	Method Blank	T	Water	7470A	200-21330
PB 200-21260/1-C	Preparation / Extraction Blank	D	Water	7470A	200-21330
240-1564-1	MSA-MW-39S-062811	D	Water	7470A	200-21330
240-1564-1	MSA-MW-39S-062811	T	Water	7470A	200-21330
240-1564-2	MSA-MW-35S-062811	D	Water	7470A	200-21330
240-1564-2	MSA-MW-35S-062811	T	Water	7470A	200-21330
240-1564-3	MSA-MW-37S-062811	D	Water	7470A	200-21330
240-1564-3	MSA-MW-37S-062811	T	Water	7470A	200-21330
240-1591-1	MSA-MW38S-062911	D	Water	7470A	200-21330
240-1591-1	MSA-MW38S-062911	T	Water	7470A	200-21330
240-1591-2	MSA-MW30I-062911	D	Water	7470A	200-21330
240-1591-2	MSA-MW30I-062911	T	Water	7470A	200-21330
Analysis Batch:200-22998					
LCS 200-21314/2-A	Lab Control Sample	T	Water	6020	200-21314
MB 200-21314/1-A	Method Blank	T	Water	6020	200-21314
PB 200-21260/1-B	Preparation / Extraction Blank	T	Water	6020	200-21314
LCS 200-21413/2-A	Lab Control Sample	T	Water	6020	200-21413
MB 200-21413/1-A	Method Blank	T	Water	6020	200-21413
240-1564-1	MSA-MW-39S-062811	D	Water	6020	200-21314
240-1564-1	MSA-MW-39S-062811	T	Water	6020	200-21314
240-1564-2	MSA-MW-35S-062811	D	Water	6020	200-21314
240-1564-2	MSA-MW-35S-062811	T	Water	6020	200-21314
240-1564-3	MSA-MW-37S-062811	D	Water	6020	200-21314
240-1564-3	MSA-MW-37S-062811	T	Water	6020	200-21314
240-1591-1	MSA-MW38S-062911	T	Water	6020	200-21314
240-1591-1	MSA-MW38S-062911	D	Water	6020	200-21413
240-1591-2	MSA-MW30I-062911	T	Water	6020	200-21314
240-1591-2	MSA-MW30I-062911	D	Water	6020	200-21413

Report Basis

D = Dissolved

T = Total

Client: Tetra Tech NUS Inc

Job Number: 240-1564-1

QC Association Summary

Lab Sample ID	Client Sample ID	Report Basis	Client Matrix	Method	Prep Batch
Metals					
Prep Batch: 200-21314					
LCS 200-21314/2-A	Lab Control Sample	T	Water	3010A	
MB 200-21314/1-A	Method Blank	T	Water	3010A	
PB 200-21260/1-B	Preparation / Extraction Blank	T	Water	3010A	
240-1564-1	MSA-MW-39S-062811	D	Water	3010A	
240-1564-1	MSA-MW-39S-062811	T	Water	3010A	
240-1564-2	MSA-MW-35S-062811	D	Water	3010A	
240-1564-2	MSA-MW-35S-062811	T	Water	3010A	
240-1564-3	MSA-MW-37S-062811	D	Water	3010A	
240-1564-3	MSA-MW-37S-062811	T	Water	3010A	
240-1591-1	MSA-MW38S-062911	T	Water	3010A	
240-1591-2	MSA-MW30I-062911	T	Water	3010A	
Prep Batch: 200-21330					
LCS 200-21330/12-A	Lab Control Sample	T	Water	7470A	
MB 200-21330/11-A	Method Blank	T	Water	7470A	
PB 200-21260/1-C	Preparation / Extraction Blank	D	Water	7470A	
240-1564-1	MSA-MW-39S-062811	D	Water	7470A	
240-1564-1	MSA-MW-39S-062811	T	Water	7470A	
240-1564-2	MSA-MW-35S-062811	D	Water	7470A	
240-1564-2	MSA-MW-35S-062811	T	Water	7470A	
240-1564-3	MSA-MW-37S-062811	D	Water	7470A	
240-1564-3	MSA-MW-37S-062811	T	Water	7470A	
240-1591-1	MSA-MW38S-062911	D	Water	7470A	
240-1591-1	MSA-MW38S-062911	T	Water	7470A	
240-1591-2	MSA-MW30I-062911	D	Water	7470A	
240-1591-2	MSA-MW30I-062911	T	Water	7470A	
Prep Batch: 200-21413					
LCS 200-21413/2-A	Lab Control Sample	T	Water	3010A	
MB 200-21413/1-A	Method Blank	T	Water	3010A	
240-1591-1	MSA-MW38S-062911	D	Water	3010A	
240-1591-2	MSA-MW30I-062911	D	Water	3010A	

14-IN
ICP-MS TUNE
METALS

Lab Name: TestAmerica Burlington Job No.: 240-1564-1

SDG No.:

ICP-MS Instrument ID: METICPMS2 Analysis Date: 08/04/11

Lab ID: ITUNE 200-22998/1

Element - Mass	Avg. Measured Mass (amu)	Avg. Peak Width at Peak Height (amu)	% RSD	Q
Li-6	6.0151	0.73	0.820	
Be-9	8.9522	0.76	1.911	
Mg-24	23.965	0.77	2.176	
Mg-25	24.9758	0.78	2.843	
Mg-26	25.9726	0.78	1.832	
Al-27	26.9715	0.78	0.612	
Sc-45	44.9459	0.77	0.445	
V-51	50.944	0.79	0.692	
Co-59	58.9032	0.79	0.471	
Y-89	88.8959	0.79	0.752	
In-113	112.9041	0.78	1.612	
In-115	114.9039	0.77	0.199	
Ba-137	136.9058	0.75	0.849	
Ce-140	139.9054	0.75	0.680	
Tb-159	158.9254	0.77	0.536	
Pb-206	205.9745	0.72	0.476	
Pb-207	206.9759	0.72	0.809	
Pb-208	207.9766	0.73	0.290	
Th-232	232.0381	0.69	0.608	
U-238	238.0508	0.69	0.802	

2A-IN
CALIBRATION VERIFICATIONS
METALS

Lab Name: TestAmerica Burlington Job No.: 240-1564-1

SDG No.:

ICV Source: MEICPMSICVi_00018 Concentration Units: ug/L

CCV Source: MEICPMSCALi_00017

	ICV 200-22998/7 08/04/2011 12:18				CCV 200-22998/11 08/04/2011 12:45				CCV 200-22998/23 08/04/2011 14:04			
Analyte	Found	C	True	%R	Found	C	True	%R	Found	C	True	%R
Antimony	46.3		50.0	93	19.7		20.0	99	19.4		20.0	97
Arsenic	25.3		25.0	101	9.71		10.0	97	10.2		10.0	102
Barium	1280		1250	102	249		250	100	249		250	100
Beryllium	25.8		25.0	103	10.1		10.0	101	9.87		10.0	99
Cadmium	25.4		25.0	102	9.82		10.0	98	9.98		10.0	100
Chromium	50.7		50.0	101	19.8		20.0	99	20.3		20.0	101
Cobalt	126		125	101	49.4		50.0	99	50.5		50.0	101
Copper	51.6		50.0	103	20.5		20.0	102	21.1		20.0	106
Lead	24.3		25.0	97	9.68		10.0	97	9.71		10.0	97
Magnesium	13100		12500	105	5080		5000	102	5140		5000	103
Molybdenum	259		250	104	98.7		100	99	100		100	100
Nickel	50.4		50.0	101	20.1		20.0	101	20.7		20.0	103
Selenium	26.2		25.0	105	9.85		10.0	98	10.3		10.0	103
Silver	25.3		25.0	101	9.90		10.0	99	10.2		10.0	102
Thallium	24.3		25.0	97	9.58		10.0	96	9.60		10.0	96
Vanadium	50.8		50.0	102	19.8	J	20.0	99	19.7	J	20.0	99
Zinc	51.6		50.0	103	20.7		20.0	103	20.5		20.0	102

Note! Calculations are performed before rounding to avoid round-off errors in calculated results.
Italicized analytes were not requested for this sequence.

2A-IN
CALIBRATION VERIFICATIONS
METALS

Lab Name: TestAmerica Burlington Job No.: 240-1564-1

SDG No.:

ICV Source: MEICPMSICVi_00018 Concentration Units: ug/L

CCV Source: MEICPMSCALi_00017

	CCV 200-22998/35 08/04/2011 15:24				CCV 200-22998/40 08/04/2011 15:57							
Analyte	Found	C	True	%R	Found	C	True	%R	Found	C	True	%R
Antimony	19.9		20.0	100	20.0		20.0	100				
Arsenic	9.97		10.0	100	9.85		10.0	98				
Barium	253		250	101	252		250	101				
Beryllium	10.0		10.0	100	10.2		10.0	102				
Cadmium	10.3		10.0	103	10.3		10.0	103				
Chromium	20.2		20.0	101	20.2		20.0	101				
Cobalt	50.9		50.0	102	50.7		50.0	101				
Copper	20.9		20.0	105	20.7		20.0	103				
Lead	9.85		10.0	98	9.82		10.0	98				
Magnesium												
Molybdenum	101		100	101	99.6		100	100				
Nickel	20.7		20.0	104	20.6		20.0	103				
Selenium	9.79		10.0	98	9.97		10.0	100				
Silver	10.2		10.0	102	10.1		10.0	101				
Thallium	9.67		10.0	97	9.71		10.0	97				
Vanadium	19.8	J	20.0	99	20.0		20.0	100				
Zinc	20.7		20.0	104	20.8		20.0	104				

Note! Calculations are performed before rounding to avoid round-off errors in calculated results.
Italicized analytes were not requested for this sequence.

2A-IN
CALIBRATION VERIFICATIONS
METALS

Lab Name: TestAmerica Burlington Job No.: 240-1564-1

SDG No.:

ICV Source: MEHGICVw_00010 Concentration Units: ug/L

CCV Source: MEHGCCVw_00285

	ICV 200-21330/7-A 07/13/2011 10:52				CCV 200-21330/9-A 07/13/2011 10:56				CCV 200-21330/9-A 07/13/2011 11:19			
Analyte	Found	C	True	%R	Found	C	True	%R	Found	C	True	%R
Mercury	3.03		3.00	101	5.11		5.00	102	5.09		5.00	102

Note! Calculations are performed before rounding to avoid round-off errors in calculated results.
Italicized analytes were not requested for this sequence.

2A-IN
CALIBRATION VERIFICATIONS
METALS

Lab Name: TestAmerica Burlington Job No.: 240-1564-1

SDG No.:

ICV Source: MEHGICVw_00010 Concentration Units: ug/L

CCV Source: MEHGCCVw_00285

CCV 200-21330/9-A
07/13/2011 11:33

Analyte	Found	C	True	%R	Found	C	True	%R	Found	C	True	%R
Mercury	5.26		5.00	105								

Note! Calculations are performed before rounding to avoid round-off errors in calculated results.
Italicized analytes were not requested for this sequence.

Client: Tetra Tech NUS Inc

Job Number: 240-1564-1

Method Blank - Batch: 200-21314

Method: 6020
Preparation: 3010A

Lab Sample ID:	MB 200-21314/1-A	Analysis Batch:	200-22998	Instrument ID:	METICPMS2
Client Matrix:	Water	Prep Batch:	200-21314	Lab File ID:	080411-02B.xml
Dilution:	1.0	Leach Batch:	N/A	Initial Weight/Volume:	100 mL
Analysis Date:	08/04/2011 1417	Units:	ug/L	Final Weight/Volume:	100 mL
Prep Date:	07/12/2011 0950				
Leach Date:	N/A				

Analyte	Result	Qual	MDL	RL
Antimony	2.0	U	0.073	2.0
Arsenic	0.113	J	0.092	5.0
Barium	0.428	J	0.42	5.0
Beryllium	1.0	U	0.092	1.0
Cadmium	1.0	U	0.046	1.0
Chromium	2.0	U	0.11	2.0
Cobalt	1.0	U	0.049	1.0
Copper	2.0	U	0.23	2.0
Lead	0.156	J	0.024	1.0
Molybdenum	2.0	U	0.42	2.0
Nickel	2.0	U	0.63	2.0
Selenium	5.0	U	0.32	5.0
Silver	1.0	U	0.014	1.0
Thallium	0.188	J	0.079	2.0
Vanadium	20	U	0.30	20
Zinc	0.613	J	0.50	20

Client: Tetra Tech NUS Inc

Job Number: 240-1564-1

Preparation / Extraction Blank - Batch: 200-21314

Method: 6020
Preparation: 3010A

Lab Sample ID:	PB 200-21260/1-B	Analysis Batch:	200-22998	Instrument ID:	METICPMS2
Client Matrix:	Water	Prep Batch:	200-21314	Lab File ID:	080411-02B.xml
Dilution:	1.0	Leach Batch:	N/A	Initial Weight/Volume:	100 mL
Analysis Date:	08/04/2011 1517	Units:	ug/L	Final Weight/Volume:	100 mL
Prep Date:	07/12/2011 0950				
Leach Date:	N/A				

Analyte	Result	Qual	MDL	RL
Antimony	2.0	U	0.073	2.0
Arsenic	5.0	U	0.092	5.0
Barium	5.0	U	0.42	5.0
Beryllium	1.0	U	0.092	1.0
Cadmium	1.0	U	0.046	1.0
Chromium	2.0	U	0.11	2.0
Cobalt	1.0	U	0.049	1.0
Copper	2.0	U	0.23	2.0
Lead	0.156	J	0.024	1.0
Molybdenum	2.0	U	0.42	2.0
Nickel	2.0	U	0.63	2.0
Selenium	5.0	U	0.32	5.0
Silver	1.0	U	0.014	1.0
Thallium	0.190	J	0.079	2.0
Vanadium	20	U	0.30	20
Zinc	1.06	J	0.50	20

Client: Tetra Tech NUS Inc

Job Number: 240-1564-1

Method Blank - Batch: 200-21413

Method: 6020
Preparation: 3010A

Lab Sample ID:	MB 200-21413/1-A	Analysis Batch:	200-22998	Instrument ID:	METICPMS2
Client Matrix:	Water	Prep Batch:	200-21413	Lab File ID:	080411-02B.xml
Dilution:	1.0	Leach Batch:	N/A	Initial Weight/Volume:	100 mL
Analysis Date:	08/04/2011 1258	Units:	ug/L	Final Weight/Volume:	100 mL
Prep Date:	07/13/2011 0913				
Leach Date:	N/A				

Analyte	Result	Qual	MDL	RL
Antimony	2.0	U	0.073	2.0
Arsenic	5.0	U	0.092	5.0
Barium	5.0	U	0.42	5.0
Beryllium	1.0	U	0.092	1.0
Cadmium	1.0	U	0.046	1.0
Chromium	2.0	U	0.11	2.0
Cobalt	1.0	U	0.049	1.0
Copper	2.0	U	0.23	2.0
Lead	0.161	J	0.024	1.0
Magnesium	50.4	J	1.6	1000
Molybdenum	2.0	U	0.42	2.0
Nickel	2.0	U	0.63	2.0
Selenium	5.0	U	0.32	5.0
Silver	1.0	U	0.014	1.0
Thallium	0.194	J	0.079	2.0
Vanadium	20	U	0.30	20
Zinc	20	U	0.50	20

3-IN
INSTRUMENT BLANKS
METALS

Lab Name: TestAmerica Burlington Job No.: 240-1564-1

SDG No.:

Concentration Units: ug/L

		ICBIS 200-22998/8 08/04/2011 12:25		CCB 200-22998/12 08/04/2011 12:51		CCB 200-22998/24 08/04/2011 14:11		CCB 200-22998/36 08/04/2011 15:30	
Analyte	RL	Found	C	Found	C	Found	C	Found	C
Antimony	2.0	0.342	J	2.0	U	2.0	U	2.0	U
Arsenic	5.0	0.149	J	0.114	J	5.0	U	0.112	J
Barium	5.0	5.0	U	5.0	U	5.0	U	5.0	U
Beryllium	1.0	1.0	U	1.0	U	1.0	U	1.0	U
Cadmium	1.0	1.0	U	1.0	U	1.0	U	1.0	U
Chromium	2.0	2.0	U	0.110	J	0.123	J	2.0	U
Cobalt	1.0	1.0	U	1.0	U	1.0	U	1.0	U
Copper	2.0	2.0	U	2.0	U	2.0	U	2.0	U
Lead	1.0	0.146	J	0.144	J	0.140	J	0.138	J
Magnesium	1000	50.6	J	51.7	J	50.2	J		
Molybdenum	2.0	0.562	J	0.649	J	2.0	U	2.0	U
Nickel	2.0	2.0	U	2.0	U	2.0	U	2.0	U
Selenium	5.0	5.0	U	5.0	U	5.0	U	5.0	U
Silver	1.0	1.0	U	1.0	U	1.0	U	1.0	U
Thallium	2.0	0.188	J	0.195	J	0.188	J	0.189	J
Vanadium	20	20	U	20	U	20	U	20	U
Zinc	20	20	U	20	U	20	U	20	U

Italicized analytes were not requested for this sequence.

3-IN
INSTRUMENT BLANKS
METALS

Lab Name: TestAmerica Burlington Job No.: 240-1564-1

SDG No.:

Concentration Units: ug/L

		CCB 200-22998/41 08/04/2011 16:04							
Analyte	RL	Found	C	Found	C	Found	C	Found	C
Antimony	2.0	2.0	U						
Arsenic	5.0	0.0960	J						
Barium	5.0	5.0	U						
Beryllium	1.0	1.0	U						
Cadmium	1.0	1.0	U						
Chromium	2.0	2.0	U						
Cobalt	1.0	1.0	U						
Copper	2.0	2.0	U						
Lead	1.0	0.138	J						
Magnesium	1000								
Molybdenum	2.0	2.0	U						
Nickel	2.0	2.0	U						
Selenium	5.0	5.0	U						
Silver	1.0	1.0	U						
Thallium	2.0	0.188	J						
Vanadium	20	20	U						
Zinc	20	20	U						

Italicized analytes were not requested for this sequence.

3-IN
INSTRUMENT BLANKS
METALS

Lab Name: TestAmerica Burlington Job No.: 240-1564-1

SDG No.:

Concentration Units: ug/L

		ICB 200-21330/8-A 07/13/2011 10:54		CCB 200-21330/10-A 07/13/2011 10:58		CCB 200-21330/10-A 07/13/2011 11:21		CCB 200-21330/10-A 07/13/2011 11:35	
Analyte	RL	Found	C	Found	C	Found	C	Found	C
Mercury	0.20	0.20	U	0.20	U	0.20	U	0.20	U

Italicized analytes were not requested for this sequence.

Client: Tetra Tech NUS Inc

Job Number: 240-1564-1

Method Blank - Batch: 200-21330

Method: 7470A
Preparation: 7470A

Lab Sample ID:	MB 200-21330/11-A	Analysis Batch:	200-21462	Instrument ID:	MEPCV3 II
Client Matrix:	Water	Prep Batch:	200-21330	Lab File ID:	071311AA.PRN
Dilution:	1.0	Leach Batch:	N/A	Initial Weight/Volume:	50 mL
Analysis Date:	07/13/2011 1100	Units:	ug/L	Final Weight/Volume:	50 mL
Prep Date:	07/12/2011 1100				
Leach Date:	N/A				

Analyte	Result	Qual	MDL	RL
Mercury	0.20	U	0.066	0.20

Preparation / Extraction Blank - Batch: 200-21330

Method: 7470A
Preparation: 7470A
Dissolved

Lab Sample ID:	PB 200-21260/1-C	Analysis Batch:	200-21462	Instrument ID:	MEPCV3 II
Client Matrix:	Water	Prep Batch:	200-21330	Lab File ID:	071311AA.PRN
Dilution:	1.0	Leach Batch:	N/A	Initial Weight/Volume:	50 mL
Analysis Date:	07/13/2011 1104	Units:	ug/L	Final Weight/Volume:	50 mL
Prep Date:	07/12/2011 1100				
Leach Date:	N/A				

Analyte	Result	Qual	MDL	RL
Mercury	0.20	U	0.066	0.20

Lab Control Sample - Batch: 200-21330

Method: 7470A
Preparation: 7470A

Lab Sample ID:	LCS 200-21330/12-A	Analysis Batch:	200-21462	Instrument ID:	MEPCV3 II
Client Matrix:	Water	Prep Batch:	200-21330	Lab File ID:	071311AA.PRN
Dilution:	1.0	Leach Batch:	N/A	Initial Weight/Volume:	50 mL
Analysis Date:	07/13/2011 1102	Units:	ug/L	Final Weight/Volume:	50 mL
Prep Date:	07/12/2011 1100				
Leach Date:	N/A				

Analyte	Spike Amount	Result	% Rec.	Limit	Qual
Mercury	1.00	0.914	91	85 - 115	

4A-IN
INTERFERENCE CHECK STANDARD
METALS

Lab Name: TestAmerica Burlington Job No.: 240-1564-1

SDG No.:

Lab Sample ID: ICSA 200-22998/9 Instrument ID: METICPMS2

Lab File ID: 080411-02B.xml ICS Source: MEMSICSAW_00022

Concentration Units: ug/L

Analyte	True Solution A	Found Solution A	Percent Recovery
Antimony		**0.442**	
Arsenic		**0.239**	
Barium		**0.547**	
Beryllium		**-0.0570**	
Cadmium		**0.714**	
Chromium		**0.900**	
Cobalt		**0.101**	
Copper		**1.10**	
Lead		**0.282**	
Magnesium	**100000**	**107967**	**108**
Molybdenum	**2000**	**2287**	**114**
Nickel		**-1.99**	
Selenium		**-0.535**	
Silver		**0.0040**	
Thallium		**0.203**	
Vanadium		**0.393**	
Zinc		**-1.74**	
Aluminum	*100000*	*97277*	*97*
Boron		*24.4*	
Calcium	*100000*	*102233*	*102*
Iron	*100000*	*100117*	*100*
Manganese		*0.117*	
Potassium	*100000*	*108867*	*109*
Sodium	*100000*	*106033*	*106*
Th		*0.315*	
Tungsten		*0.298*	
U		*0.245*	

Calculations are performed before rounding to avoid round-off errors in calculated results.

FORM IVA-IN

4A-IN
INTERFERENCE CHECK STANDARD
METALS

Lab Name: TestAmerica Burlington Job No.: 240-1564-1

SDG No.:

Lab Sample ID: ICSAB 200-22998/10 Instrument ID: METICPMS2

Lab File ID: 080411-02B.xml ICS Source: MEMSABw_00026

Concentration Units: ug/L

Analyte	True Solution AB	Found Solution AB	Percent Recovery
Antimony	**100**	**103**	**103**
Arsenic	**20.0**	**20.1**	**101**
Barium	**500**	**539**	**108**
Beryllium	**20.0**	**20.3**	**102**
Cadmium	**20.0**	**20.5**	**102**
Chromium	**40.0**	**42.4**	**106**
Cobalt	**50.0**	**49.5**	**99**
Copper	**100**	**95.7**	**96**
Lead	**20.0**	**21.3**	**106**
Magnesium	**100000**	**117067**	**117**
Molybdenum	**2000**	**2409**	**120**
Nickel	**100**	**95.0**	**95**
Selenium	**20.0**	**19.1**	**96**
Silver	**20.0**	**18.9**	**94**
Thallium	**20.0**	**21.0**	**105**
Vanadium	**40.0**	**41.6**	**104**
Zinc	**100**	**92.4**	**92**
Aluminum	*100000*	*102400*	*102*
Boron	*200*	*258*	*129*
Calcium	*100000*	*108933*	*109*
Iron	*100000*	*106133*	*106*
Manganese	*40.0*	*41.7*	*104*
Potassium	*100000*	*120633*	*121*
Sodium	*100000*	*115667*	*116*
Th	*20.0*	*21.6*	*108*
Tungsten	*20.0*	*21.8*	*109*
U	*20.0*	*22.8*	*114*

Calculations are performed before rounding to avoid round-off errors in calculated results.

FORM IVA-IN

Client: Tetra Tech NUS Inc

Job Number: 240-1564-1

Lab Control Sample - Batch: 200-21314

Method: 6020
Preparation: 3010A

Lab Sample ID:	LCS 200-21314/2-A	Analysis Batch:	200-22998	Instrument ID:	METICPMS2
Client Matrix:	Water	Prep Batch:	200-21314	Lab File ID:	080411-02B.xml
Dilution:	1.0	Leach Batch:	N/A	Initial Weight/Volume:	100 mL
Analysis Date:	08/04/2011 1424	Units:	ug/L	Final Weight/Volume:	100 mL
Prep Date:	07/12/2011 0950				
Leach Date:	N/A				

Analyte	Spike Amount	Result	% Rec.	Limit	Qual
Antimony	50.0	48.0	96	80 - 120	
Arsenic	25.0	23.8	95	80 - 120	
Barium	1250	1340	107	80 - 120	
Beryllium	25.0	24.0	96	80 - 120	
Cadmium	25.0	24.2	97	80 - 120	
Chromium	50.0	52.7	105	80 - 120	
Cobalt	125	133	106	80 - 120	
Copper	50.0	53.5	107	80 - 120	
Lead	25.0	25.6	102	80 - 120	
Molybdenum	250	273	109	80 - 120	
Nickel	50.0	52.7	105	80 - 120	
Selenium	25.0	22.4	89	80 - 120	
Silver	25.0	26.2	105	80 - 120	
Thallium	25.0	25.3	101	80 - 120	
Vanadium	50.0	53.0	106	80 - 120	
Zinc	50.0	46.1	92	80 - 120	

Client: Tetra Tech NUS Inc

Job Number: 240-1564-1

Lab Control Sample - Batch: 200-21413

Method: 6020
Preparation: 3010A

Lab Sample ID:	LCS 200-21413/2-A	Analysis Batch:	200-22998	Instrument ID:	METICPMS2
Client Matrix:	Water	Prep Batch:	200-21413	Lab File ID:	080411-02B.xml
Dilution:	1.0	Leach Batch:	N/A	Initial Weight/Volume:	100 mL
Analysis Date:	08/04/2011 1304	Units:	ug/L	Final Weight/Volume:	100 mL
Prep Date:	07/13/2011 0913				
Leach Date:	N/A				

Analyte	Spike Amount	Result	% Rec.	Limit	Qual
Antimony	50.0	46.7	93	80 - 120	
Arsenic	25.0	23.0	92	80 - 120	
Barium	1250	1290	103	80 - 120	
Beryllium	25.0	23.8	95	80 - 120	
Cadmium	25.0	23.6	94	80 - 120	
Chromium	50.0	50.5	101	80 - 120	
Cobalt	125	127	101	80 - 120	
Copper	50.0	51.2	102	80 - 120	
Lead	25.0	25.1	100	80 - 120	
Magnesium	12500	13200	105	80 - 120	
Molybdenum	250	261	105	80 - 120	
Nickel	50.0	50.2	100	80 - 120	
Selenium	25.0	21.5	86	80 - 120	
Silver	25.0	25.2	101	80 - 120	
Thallium	25.0	24.6	98	80 - 120	
Vanadium	50.0	50.8	102	80 - 120	
Zinc	50.0	45.5	91	80 - 120	

15-IN
ICP-MS INTERNAL STANDARDS RELATIVE INTENSITY SUMMARY
METALS

Lab Name: TestAmerica Burlington Job No.: 240-1564-1

SDG No.:

ICP-MS Instrument ID: METICPMS2 Start Date: 08/04/2011 End Date: 08/04/2011

		Internal Standards %RI For:									
Lab Sample ID	Time	Element Li-6	Q	Element Sc-45	Q	Element Y-89	Q	Element In-115	Q	Element Tb-159	Q
STD0 200-22998/2 IC	11:45	100		100		100		100		100	
STDLL2 200-22998/3	11:51	99		99		98		99		99	
STD1 200-22998/4 IC	11:58	100		101		100		101		101	
STD2 200-22998/5 IC	12:05	100		101		99		100		100	
STD3 200-22998/6 IC	12:11	96		99		97		96		98	
ICV 200-22998/7	12:18	98		102		100		99		101	
ICBIS 200-22998/8	12:25	101		102		101		101		101	
ICSA 200-22998/9	12:31	83		92		90		90		90	
ICSAB 200-22998/10	12:38	83		95		94		94		96	
CCV 200-22998/11	12:45	94		102		104		106		107	
CCB 200-22998/12	12:51	95		102		104		105		106	
MB 200-21413/1-A	12:58	104		108		109		108		109	
LCS 200-21413/2-A	13:04	104		109		107		106		107	
240-1591-1	13:18	93		100		105		99		101	
240-1591-1 SD	13:24	93		102		104		103		103	
240-1591-2	13:31	93		110		117		107		106	
CCV 200-22998/23	14:04	104		112		112		111		109	
CCB 200-22998/24	14:11	107		112		112		111		108	
MB 200-21314/1-A	14:17	109		115		114		112		110	
LCS 200-21314/2-A	14:24	107		109		107		104		106	
240-1564-1	14:37	86		94		97		92		95	
240-1564-2	14:44	97		112		145	*	109		110	
240-1564-3	14:51	94		104		112		103		105	
240-1591-1	14:57	89		94		100		95		98	
240-1591-2	15:04	94		107		115		104		105	
240-1591-2 SD	15:10	99		109		111		108		107	
PB 200-21260/1-B	15:17	106		116		116		113		111	
CCV 200-22998/35	15:24	95		101		102		102		102	
CCB 200-22998/36	15:30	101		100		101		101		102	
240-1564-1	15:37	86		92		95		90		94	
240-1564-2	15:44	97		110		143	*	107		109	
240-1564-3	15:51	99		104		112		104		106	
CCV 200-22998/40	15:57	96		96		98		99		101	
CCB 200-22998/41	16:04	99		95		97		98		101	

FORM XV - IN

15-IN
ICP-MS INTERNAL STANDARDS RELATIVE INTENSITY SUMMARY
METALS

Lab Name: TestAmerica Burlington Job No.: 240-1564-1

SDG No.:

ICP-MS Instrument ID: METICPMS2 Start Date: 08/04/2011 End Date: 08/04/2011

Lab Sample ID	Time	Internal Standards %RI For: Element Bi-209	Q	Element	Q	Element	Q	Element	Q	Element	Q
STD0 200-22998/2 IC	11:45	100									
STDLL2 200-22998/3	11:51	99									
STD1 200-22998/4 IC	11:58	100									
STD2 200-22998/5 IC	12:05	98									
STD3 200-22998/6 IC	12:11	91									
ICV 200-22998/7	12:18	96									
ICBIS 200-22998/8	12:25	99									
ICSA 200-22998/9	12:31	80									
ICSAB 200-22998/10	12:38	84									
CCV 200-22998/11	12:45	104									
CCB 200-22998/12	12:51	105									
MB 200-21413/1-A	12:58	104									
LCS 200-21413/2-A	13:04	99									
240-1591-1	13:18	94									
240-1591-1 SD	13:24	101									
240-1591-2	13:31	97									
CCV 200-22998/23	14:04	104									
CCB 200-22998/24	14:11	106									
MB 200-21314/1-A	14:17	104									
LCS 200-21314/2-A	14:24	97									
240-1564-1	14:37	84									
240-1564-2	14:44	99									
240-1564-3	14:51	96									
240-1591-1	14:57	91									
240-1591-2	15:04	96									
240-1591-2 SD	15:10	103									
PB 200-21260/1-B	15:17	104									
CCV 200-22998/35	15:24	99									
CCB 200-22998/36	15:30	101									
240-1564-1	15:37	83									
240-1564-2	15:44	97									
240-1564-3	15:51	97									
CCV 200-22998/40	15:57	99									
CCB 200-22998/41	16:04	100									

8-IN
ICP-AES AND ICP-MS SERIAL DILUTIONS
METALS - DISSOLVED

Lab ID: 240-1591-1

SDG No:

Lab Name: TestAmerica Burlington Job No: 240-1564-1

Matrix: Water Concentration Units: ug/L

Dissolved

Analyte	Initial Sample Result (I)	C	Serial Dilution Result (S)	C	% Difference	Q	Method
Antimony	2.0	U	10	U	NC		6020
Arsenic	11		12.5	J	15	V	6020
Barium	61		62.1		1.1		6020
Beryllium	1.0	U	5.0	U	NC		6020
Cadmium	1.0	U	5.0	U	NC		6020
Chromium	0.21	J	10	U	NC		6020
Cobalt	17		17.0		1.2		6020
Copper	0.30	J	10	U	NC		6020
Lead	0.21	J	0.765	J	NC		6020
Magnesium	10000		10200		0.94		6020
Molybdenum	1.1	J	10	U	NC		6020
Nickel	11		10.6		NC		6020
Selenium	5.0	U	25	U	NC		6020
Silver	1.0	U	5.0	U	NC		6020
Thallium	0.27	J	1.05	J	NC		6020
Vanadium	0.83	J	1.92	J	NC		6020
Zinc	21		23.5	J	NC		6020

Calculations are performed before rounding to avoid round-off errors in calculated results.

FORM VIII-IN

8-IN
ICP-AES AND ICP-MS SERIAL DILUTIONS
METALS

Lab ID: 240-1591-2

SDG No:

Lab Name: TestAmerica Burlington Job No: 240-1564-1

Matrix: Water Concentration Units: ug/L

Total

Analyte	Initial Sample Result (I)	C	Serial Dilution Result (S)	C	% Difference	Q	Method
Antimony	2.0	U	10	U	NC		6020
Arsenic	0.76	J	1.16	J	NC		6020
Barium	54		54.0		0.99		6020
Beryllium	0.23	J	5.0	U	NC		6020
Cadmium	0.20	J	5.0	U	NC		6020
Chromium	4.5		4.87	J	NC		6020
Cobalt	54		53.8		0.79		6020
Copper	3.7		3.22	J	NC		6020
Lead	0.62	J	1.15	J	NC		6020
Molybdenum	0.76	J	10	U	NC		6020
Nickel	61		61.5		1.1		6020
Selenium	5.0	U	25	U	NC		6020
Silver	1.0	U	5.0	U	NC		6020
Thallium	0.21	J	0.955	J	NC		6020
Vanadium	4.1	J	3.44	J	NC		6020
Zinc	130		148		12	V	6020

Calculations are performed before rounding to avoid round-off errors in calculated results.

FORM VIII-IN

9-IN
DETECTION LIMITS
METALS

Lab Name: TestAmerica Burlington Job Number: 240-1564-1

SDG Number:

Matrix: Water Instrument ID: METICPMS2

Method: 6020 MDL Date: 08/06/2010 10:09

Prep Method: 3010A

Analyte	Wavelength/ Mass	RL (ug/L)	MDL (ug/L)
Antimony		2	0.073
Arsenic		5	0.092
Barium		5	0.42
Beryllium		1	0.092
Cadmium		1	0.046
Chromium		2	0.11
Cobalt		1	0.049
Copper		2	0.23
Lead		1	0.024
Molybdenum		2	0.42
Nickel		2	0.63
Selenium		5	0.32
Silver		1	0.014
Thallium		2	0.079
Vanadium		20	0.3
Zinc		20	0.5

9-IN

CALIBRATION BLANK DETECTION LIMITS

METALS

Lab Name: TestAmerica Burlington Job Number: 240-1564-1

SDG Number:

Matrix: Water Instrument ID: METICPMS2

Method: 6020 XMDL Date: 08/06/2010 10:09

Analyte	Wavelength/ Mass	XRL (ug/L)	XMDL (ug/L)
Antimony		2	0.073
Arsenic		5	0.092
Barium		5	0.42
Beryllium		1	0.092
Cadmium		1	0.046
Chromium		2	0.11
Cobalt		1	0.049
Copper		2	0.23
Lead		1	0.024
Molybdenum		2	0.42
Nickel		2	0.63
Selenium		5	0.32
Silver		1	0.14
Thallium		2	0.079
Vanadium		20	0.3
Zinc		20	0.5

9-IN
DETECTION LIMITS
METALS - DISSOLVED

Lab Name: TestAmerica Burlington Job Number: 240-1564-1

SDG Number:

Matrix: Water Instrument ID: METICPMS2

Method: 6020 MDL Date: 08/06/2010 10:09

Prep Method: 3010A

Analyte	Wavelength/ Mass	RL (ug/L)	MDL (ug/L)
Antimony		2	0.073
Arsenic		5	0.092
Barium		5	0.42
Beryllium		1	0.092
Cadmium		1	0.046
Chromium		2	0.11
Cobalt		1	0.049
Copper		2	0.23
Lead		1	0.024
Magnesium	25	1000	1.6
Molybdenum		2	0.42
Nickel		2	0.63
Selenium		5	0.32
Silver		1	0.014
Thallium		2	0.079
Vanadium		20	0.3
Zinc		20	0.5

9-IN
CALIBRATION BLANK DETECTION LIMITS
METALS - DISSOLVED

Lab Name: TestAmerica Burlington Job Number: 240-1564-1

SDG Number:

Matrix: Water Instrument ID: METICPMS2

Method: 6020 XMDL Date: 08/06/2010 10:09

Analyte	Wavelength/ Mass	XRL (ug/L)	XMDL (ug/L)
Antimony		2	0.073
Arsenic		5	0.092
Barium		5	0.42
Beryllium		1	0.092
Cadmium		1	0.046
Chromium		2	0.11
Cobalt		1	0.049
Copper		2	0.23
Lead		1	0.024
Magnesium		1000	1.6
Molybdenum		2	0.42
Nickel		2	0.63
Selenium		5	0.32
Silver		1	0.14
Thallium		2	0.079
Vanadium		20	0.3
Zinc		20	0.5

9-IN
DETECTION LIMITS
METALS

Lab Name: TestAmerica Burlington Job Number: 240-1564-1

SDG Number:

Matrix: Water Instrument ID: MEPCV3 II

Method: 7470A MDL Date: 05/05/2011 17:06

Prep Method: 7470A

Analyte	Wavelength/ Mass	RL (ug/L)	MDL (ug/L)
Mercury		0.2	0.066

9-IN

CALIBRATION BLANK DETECTION LIMITS

METALS

Lab Name: TestAmerica Burlington Job Number: 240-1564-1

SDG Number:

Matrix: Water Instrument ID: MEPCV3 II

Method: 7470A XMDL Date: 05/05/2011 17:07

Analyte	Wavelength/ Mass	XRL (ug/L)	XMDL (ug/L)
Mercury		0.2	0.066

9-IN
DETECTION LIMITS
METALS - DISSOLVED

Lab Name: TestAmerica Burlington Job Number: 240-1564-1

SDG Number:

Matrix: Water Instrument ID: MEPCV3 II

Method: 7470A MDL Date: 05/05/2011 17:06

Prep Method: 7470A

Analyte	Wavelength/ Mass	RL (ug/L)	MDL (ug/L)
Mercury		0.2	0.066

9-IN
CALIBRATION BLANK DETECTION LIMITS
METALS - DISSOLVED

Lab Name: TestAmerica Burlington Job Number: 240-1564-1

SDG Number:

Matrix: Water Instrument ID: MEPCV3 II

Method: 7470A XMDL Date: 05/05/2011 17:07

Analyte	Wavelength/ Mass	XRL (ug/L)	XMDL (ug/L)
Mercury		0.2	0.066

FORM IX - IN

11-IN
LINEAR RANGES
METALS

Lab Name: TestAmerica Burlington Job No: 240-1564-1

SDG No.:

Instrument ID: METICPMS2 Date: 05/07/2011 00:00

Analyte	Integ. Time (Sec.)	Concentration (ug/L)	Method
Antimony		500	6020
Arsenic		500	6020
Barium		12500	6020
Beryllium		500	6020
Cadmium		500	6020
Chromium		1000	6020
Cobalt		2500	6020
Copper		1000	6020
Lead		100	6020
Magnesium		250000	6020
Molybdenum		5000	6020
Nickel		1000	6020
Selenium		500	6020
Silver		500	6020
Thallium		500	6020
Vanadium		1000	6020
Zinc		500	6020

11-IN
LINEAR RANGES
METALS

Lab Name: TestAmerica Burlington Job No: 240-1564-1

SDG No.:

Instrument ID: MEPCV3 II Date: 01/01/2011 09:52

Analyte	Integ. Time (Sec.)	Concentration (ug/L)	Method
Mercury	10	10	7470A

Title:
Datasource: SACP205B_local
Location: ICS-2000\2011\JULY 11
Timebase: ICS-2000
#Samples: 47
Created: 7/19/2011 11:30:25 by rogersj
Last Update: 7/20/2011 14:18:11 by rogersj

No.	Name	Amount	Dil. Factor	Weight	Inj. Date/Time	Program	Type
		Perchlorate ECD_1					
1	S0	n.a.	1.0000	1.0000	7/6/2011 17:31:48	ICS-2000	Standard
2	STD1	1.117	1.0000	1.0000	7/6/2011 17:47:12	ICS-2000	Standard
3	STD2	3.474	1.0000	1.0000	7/6/2011 18:02:37	ICS-2000	Standard
4	STD3	20.202	1.0000	1.0000	7/6/2011 18:18:01	ICS-2000	Standard
5	STD4	39.722	1.0000	1.0000	7/6/2011 18:33:25	ICS-2000	Standard
6	STD5	61.050	1.0000	1.0000	7/6/2011 18:48.50	ICS-2000	Standard
7	STD6	79.711	1.0000	1.0000	7/6/2011 19:04:14	ICS-2000	Standard
8	STD7	99.718	1.0000	1.0000	7/6/2011 19:19:38	ICS-2000	Standard
9	BLANK	0 527	1.0000	1.0000	7/19/2011 12:09:10	ICS-2000	Unknown
10	QCS/ICV 50 PPB	48.699	1.0000	1.0000	7/19/2011 12:24:34	ICS-2000	Unknown
11	ICB	n.a.	1.0000	1.0000	7/19/2011 12:39:59	ICS-2000	Unknown
12	ICCS 1 PPB	1.697	1.0000	1 0000	7/19/2011 12:55:23	ICS-2000	Unknown
13	ICCS 4 PPB	4.212	1.0000	1.0000	7/19/2011 13:10:48	ICS-2000	Unknown
14	IPC/MCT 25 PPB @ 600 PPM	22.504	1.0000	1.0000	7/19/2011 13:26:12	ICS-2000	Unknown
15	ICCS 1 PPB	0.970	1.0000	1.0000	7/19/2011 13:48:08	ICS-2000	Unknown
16	G1G010477-1	n.a.	1.0000	1.0000	7/19/2011 14:04:44	ICS-2000	Unknown
17	G1G010477-2	n.a.	1.0000	1.0000	7/19/2011 14:20:10	ICS-2000	Unknown
18	G1G010477-3	n.a.	1.0000	1.0000	7/19/2011 14:35:34	ICS-2000	Unknown
19	G1G010477-4	n.a.	1.0000	1.0000	7/19/2011 14:50:59	ICS-2000	Unknown
20	G1G010477-5	n.a.	1.0000	1.0000	7/19/2011 15:06.23	ICS-2000	Unknown
21	G1G070481-1	n.a.	1.0000	1.0000	7/19/2011 15:21:48	ICS-2000	Unknown
22	G1G120422-1	n.a.	1.0000	1.0000	7/19/2011 16:10:21	ICS-2000	Unknown
23	G1G090438-6	11.812	1.0000	1.0000	7/19/2011 16:25:46	ICS-2000	Unknown
24	G1G090438-6X	10.892	1.0000	1.0000	7/19/2011 16:41.11	ICS-2000	Unknown
25	G1G010477-1 5X	n.a.	5.0000	1.0000	7/19/2011 16:56:35	ICS-2000	Unknown
26	CCV 60 PPB	61.943	1.0000	1.0000	7/19/2011 17:12.00	ICS-2000	Unknown
27	CCB	n.a.	1.0000	1.0000	7/19/2011 17:27:24	ICS-2000	Unknown
28	G1G070432-1	n.a.	1.0000	1.0000	7/19/2011 17:42:49	ICS-2000	Unknown
29	G1G070432-2	n a.	1.0000	1.0000	7/19/2011 17:58:14	ICS-2000	Unknown
30	G1G070432-3	n.a.	1.0000	1.0000	7/19/2011 18:13:38	ICS-2000	Unknown
31	G1G070432-4	n.a.	1.0000	1.0000	7/19/2011 18:29:03	ICS-2000	Unknown
32	G1G070432-5	7.063	1.0000	1.0000	7/19/2011 18:44:27	ICS-2000	Unknown
33	G1G010477-1S 5X	269 767	5.0000	1.0000	7/19/2011 18:59:52	ICS-2000	Unknown
34	G1G010477-1D 5X	253.993	5.0000	1.0000	7/19/2011 19:15:16	ICS-2000	Unknown
35	G1G070432-1S	48.984	1.0000	1.0000	7/19/2011 19:30:41	ICS-2000	Unknown
36	G1G070432-1D	49.346	1.0000	1.0000	7/19/2011 19:46:06	ICS-2000	Unknown
37	CCV 100 PPB	102.320	1.0000	1.0000	7/19/2011 20:01:30	ICS-2000	Unknown
38	CCB	n.a.	1.0000	1.0000	7/19/2011 20:16:55	ICS-2000	Unknown
39	SHUTDOWN	n.a.	1.0000	1.0000	7/19/2011 20:32:19	SHUTDOWN	Unknown
40	BLANK	n.a.	1.0000	1.0000	7/20/2011 09:57:48	ICS-2000	Unknown

Chromeleon © Dionex Corporation, Version 6.80 SR6 Build 2491 (141932)

Title:
Datasource: SACP205B_local
Location: ICS-2000\2011\JULY 11
Timebase: ICS-2000
#Samples: 47
Created: 7/19/2011 11:30:25 by rogersj
Last Update: 7/20/2011 14:18:11 by rogersj

No.	Name	Method	Status	Inj. Vol.	Comment
1	S0	perchlorate	Finished	1000.0	
2	STD1	perchlorate	Finished	1000.0	
3	STD2	perchlorate	Finished	1000.0	
4	STD3	perchlorate	Finished	1000.0	
5	STD4	perchlorate	Finished	1000.0	
6	STD5	perchlorate	Finished	1000.0	
7	STD6	perchlorate	Finished	1000.0	
8	STD7	perchlorate	Finished	1000.0	
9	BLANK	perchlorate	Finished	1000.0	
10	QCS/ICV 50 PPB	perchlorate	Finished	1000.0	
11	ICB	perchlorate	Finished	1000.0	
12	ICCS 1 PPB	perchlorate	Finished	1000.0	
13	ICCS 4 PPB	perchlorate	Finished	1000.0	
14	IPC/MCT 25 PPB @ 600 PPM	perchlorate	Finished	1000.0	
15	ICCS 1 PPB	perchlorate	Finished	1000.0	
16	G1G010477-1	perchlorate	Finished	1000.0	
17	G1G010477-2	perchlorate	Finished	1000.0	
18	G1G010477-3	perchlorate	Finished	1000.0	
19	G1G010477-4	perchlorate	Finished	1000.0	
20	G1G010477-5	perchlorate	Finished	1000.0	
21	G1G070481-1	perchlorate	Finished	1000.0	
22	G1G120422-1	perchlorate	Finished	1000.0	
23	G1G090438-6	perchlorate	Finished	1000.0	
24	G1G090438-6X	perchlorate	Finished	1000.0	
25	G1G010477-1 5X	perchlorate	Finished	1000.0	
26	CCV 60 PPB	perchlorate	Finished	1000.0	
27	CCB	perchlorate	Finished	1000.0	
28	G1G070432-1	perchlorate	Finished	1000.0	
29	G1G070432-2	perchlorate	Finished	1000.0	
30	G1G070432-3	perchlorate	Finished	1000.0	
31	G1G070432-4	perchlorate	Finished	1000.0	
32	G1G070432-5	perchlorate	Finished	1000.0	
33	G1G010477-1S 5X	perchlorate	Finished	1000.0	
34	G1G010477-1D 5X	perchlorate	Finished	1000.0	
35	G1G070432-1S	perchlorate	Finished	1000.0	
36	G1G070432-1D	perchlorate	Finished	1000.0	
37	CCV 100 PPB	perchlorate	Finished	1000.0	
38	CCB	perchlorate	Finished	1000.0	
39	SHUTDOWN	perchlorate	Finished	1000.0	
40	BLANK	perchlorate	Finished	1000.0	

Chromeleon © Dionex Corporation, Version 6.80 SR6 Build 2491 (141932)

Title:
Datasource: SACP205B_local
Location: ICS-2000\2011\JULY 11
Timebase: ICS-2000
#Samples: 47
Created: 7/19/2011 11:30:25 by rogersj
Last Update: 7/20/2011 14:18:11 by rogersj

No.	Name	Amount	Dil. Factor	Weight	Inj. Date/Time	Program	Type
		Perchlorate ECD_1					
41	ICCS 4 PPB	3.474	1.0000	1.0000	7/20/2011 10:13:13	ICS-2000	Unknown
42	CCV 60 PPB	60.769	1.0000	1.0000	7/20/2011 10:28:38	ICS-2000	Unknown
43	CCB	n.a.	1.0000	1.0000	7/20/2011 10:44:02	ICS-2000	Unknown
44	G1G070432-5	7.807	1.0000	1.0000	7/20/2011 10:59:27	ICS-2000	Unknown
45	G1G070432-5 2X	n.a.	2.0000	1.0000	7/20/2011 11:17:21	ICS-2000	Unknown
46	CCV 100 PPB	104.831	1.0000	1.0000	7/20/2011 11:34:02	ICS-2000	Unknown
47	CCB	n.a.	1.0000	1.0000	7/20/2011 11:49:26	ICS-2000	Unknown

Chromeleon © Dionex Corporation, Version 6.80 SR6 Build 2491 (141932)

Title:
Datasource: SACP205B_local
Location: ICS-2000\2011\JULY 11
Timebase: ICS-2000
#Samples: 47
Created: 7/19/2011 11:30:25 by rogersj
Last Update: 7/20/2011 14:18:11 by rogersj

No.	Name	Method	Status	Inj. Vol.	Comment
41	ICCS 4 PPB	perchlorate	Finished	1000.0	
42	CCV 60 PPB	perchlorate	Finished	1000.0	
43	CCB	perchlorate	Finished	1000.0	
44	G1G070432-5	perchlorate	Finished	1000.0	
45	G1G070432-5 2X	perchlorate	Finished	1000.0	
46	CCV 100 PPB	perchlorate	Finished	1000.0	
47	CCB	perchlorate	Finished	1000.0	

Chromeleon © Dionex Corporation, Version 6.80 SR6 Build 2491 (141932)

METHOD BLANK REPORT

General Chemistry

Client Lot #...: G1G010477 Matrix.....: WATER

PARAMETER	RESULT	REPORTING LIMIT	UNITS	METHOD	PREPARATION-ANALYSIS DATE	PREP BATCH #
Perchlorate		Work Order #: MK2V91AA		MB Lot-Sample #:	G1G200000-151	
	ND	1.0	ug/L	MCAWW 314.0	07/19/11	1201151
		Dilution Factor: 1				

NOTE(S):

Calculations are performed before rounding to avoid round-off errors in calculated results.

LABORATORY CONTROL SAMPLE EVALUATION REPORT

General Chemistry

Client Lot #...: G1G010477 Matrix.....: WATER

PARAMETER	PERCENT RECOVERY	RECOVERY LIMITS	METHOD	PREPARATION-ANALYSIS DATE	PREP BATCH #
Perchlorate		Work Order #: MK2V91AC LCS Lot-Sample#: G1G200000-151			
	97	(85 - 115)	MCAWW 314.0	07/19/11	1201151
		Dilution Factor: 1			

NOTE(S):

Calculations are performed before rounding to avoid round-off errors in calculated results.

LABORATORY CONTROL SAMPLE DATA REPORT

General Chemistry

Client Lot #...: G1G010477 Matrix.....: WATER

PARAMETER	SPIKE AMOUNT	MEASURED AMOUNT	UNITS	PERCNT RECVRY	METHOD	PREPARATION-ANALYSIS DATE	PREP BATCH #
Perchlorate			Work Order #: MK2V91AC		LCS Lot-Sample#: G1G200000-151		
	50.0	48.7	ug/L	97	MCAWW 314.0	07/19/11	1201151
			Dilution Factor: 1				

NOTE(S):

Calculations are performed before rounding to avoid round-off errors in calculated results.

MATRIX SPIKE SAMPLE EVALUATION REPORT

General Chemistry

Client Lot #...: G1G010477 Matrix.....: WATER
Date Sampled...: 06/28/11 Date Received..: 06/30/11

PARAMETER	PERCENT RECOVERY	RECOVERY LIMITS	RPD	RPD LIMITS	METHOD	PREPARATION-ANALYSIS DATE	PREP BATCH #
Perchlorate		WO#: MKMFH1AC-MS/MKMFH1AD-MSD				MS Lot-Sample #: G1G010477-001	
	108	(80 - 120)			MCAWW 314.0	07/19/11	1201151
	102	(80 - 120)	6.0	(0-20)	MCAWW 314.0	07/19/11	1201151

Dilution Factor: 5

NOTE(S):

Calculations are performed before rounding to avoid round-off errors in calculated results.

MATRIX SPIKE SAMPLE DATA REPORT

General Chemistry

Client Lot #...: G1G010477 Matrix.....: WATER
Date Sampled...: 06/28/11 Date Received..: 06/30/11

PARAMETER	SAMPLE AMOUNT	SPIKE AMT	MEASRD AMOUNT	UNITS	PERCNT RECVRY	RPD	METHOD	PREPARATION-ANALYSIS DATE	PREP BATCH #
Perchlorate			WO#: MKMFH1AC-MS/MKMFH1AD-MSD				MS Lot-Sample #: G1G010477-001		
	ND	250	270	ug/L	108		MCAWW 314.0	07/19/11	1201151
	ND	250	254	ug/L	102	6.0	MCAWW 314.0	07/19/11	1201151
			Dilution Factor: 5						

NOTE(S):

Calculations are performed before rounding to avoid round-off errors in calculated results.

Lab Detection Limit Summary

Target Analyte List:	All Analytes	Matrix:	WATER
Method:	Perchlorate (314.0, Ion Chromatography)	QC Program:	STANDARD TEST SET
Extraction:	NO SAMPLE PREPARATION PERFORMED / DIRECT INJECTIC	Location:	TestAmerica West Sacramento

Analyte List	Detection Limits			
Constituent	**RL**	**Units**	**MDL**	**Units**
Perchlorate	1.0	ug/L	0.360	ug/L

MSA - MW301 - 062911

Sample Calc -

Barium reported result: 54 µg/L

240-1591-G-2-A 08/04/2011 03:04:22 PM

User Pre-dilution: 1.000

Run	Time	6Li	7Li	9Be	11B	23Na	24Mg	25Mg	26Mg	27Al
		ppb	ppb	ppb	ppb	ppb	ppb	ppb	ppb	ppb
1	15:05:25	92.356%	0.000	0.228	21.700	T 22640.000	T 3506.000	3369.000	3358.000	T 482.100
2	15:06:29	94.904%	0.000	0.229	21.320	T 22510.000	T 3475.000	3351.000	3308.000	T 480.600
3	15:07:32	94.045%	0.000	0.219	21.870	T 22640.000	T 3520.000	3385.000	3387.000	T 482.800
X		93.769%	0.000	0.225	21.630	T 22600.000	T 3500.000	3368.000	3351.000	T 481.800
σ		1.297%	0.000	0.005	0.284	T 75.550	T 22.810	16.850	40.240	T 1.093
%RSD		1.383	0.000	2.387	1.313	T 0.334	T 0.652	0.500	1.201	T 0.227

Run	Time	31P	33S	39K	44Ca	45Sc	47Ti	51V	52Cr	53Cl O
		ppb	ppb	ppb	ppb	ppb	ppb	ppb	ppb	ppb
1	15:05:25	0.000	T 0.000	T 1544.000	5052.000	104.599%	0.000	4.085	4.469	12.470
2	15:06:29	0.000	T 0.000	T 1549.000	5051.000	107.154%	0.000	4.124	4.635	13.580
3	15:07:32	0.000	T 0.000	T 1554.000	5012.000	107.898%	0.000	3.996	4.538	13.820
X		0.000	T 0.000	T 1549.000	5038.000	106.550%	0.000	4.069	4.547	13.290
σ		0.000	T 0.000	T 4.901	23.120	1.730%	0.000	0.066	0.084	0.717
%RSD		0.000	T 0.000	T 0.317	0.459	1.624	0.000	1.619	1.836	5.395

Run	Time	54Fe	55Mn	56Fe	59Co	60Ni	62Ni	65Cu	66Zn	67Zn
		ppb	ppb	ppb	ppb	ppb	ppb	ppb	ppb	ppb
1	15:05:25	TM 20420.000	TM 389.100	TM 20610.000	54.750	61.570	59.960	3.753	M 132.400	89.640
2	15:06:29	TM 20490.000	TM 386.500	TM 20470.000	54.130	60.680	62.750	3.724	M 131.200	87.890
3	15:07:32	TM 20320.000	TM 386.400	TM 20470.000	53.820	60.350	61.190	3.610	M 130.900	89.500
X		TM 20410.000	TM 387.300	TM 20520.000	54.230	60.860	61.300	3.695	M 131.500	89.010
σ		TM 83.160	TM 1.514	TM 82.790	0.471	0.633	1.401	0.076	M 0.807	0.974
%RSD		TM 0.407	TM 0.391	TM 0.404	0.869	1.039	2.285	2.052	M 0.613	1.095

Run	Time	68Zn	75As	78Se	82Se	89Y	95Mo	98Mo	107Ag	108Mo O
		ppb	ppb	ppb	ppb	ppb	ppb	ppb	ppb	ppb
1	15:05:25	M 100.400	0.735	0.235	0.315	113.358%	1.551	0.774	-0.049	-2.880
2	15:06:29	99.710	0.793	0.431	0.259	114.748%	1.543	0.758	-0.044	-3.615
3	15:07:32	99.940	0.759	0.337	0.238	115.649%	1.477	0.732	-0.045	-3.541
X		M 100.000	0.762	0.335	0.271	114.585%	1.524	0.755	-0.046	-3.345
σ		M 0.340	0.029	0.098	0.040	1.154%	0.041	0.021	0.002	0.405
%RSD		M 0.340	3.808	29.420	14.660	1.007	2.663	2.775	5.203	12.090

Run	Time	109Ag	111Cd	114Cd	115In	121Sb	123Sb	135Ba	137Ba	159Tb
		ppb	ppb	ppb	ppb	ppb	ppb	ppb	ppb	ppb
1	15:05:25	-0.037	0.173	0.163	103.067%	0.068	0.053	54.530	54.170	103.482%
2	15:06:29	-0.041	0.226	0.187	104.421%	0.068	0.057	55.070	54.760	105.315%
3	15:07:32	-0.043	0.214	0.199	104.716%	0.066	0.055	53.870	54.110	105.367%
X		-0.040	0.204	0.183	104.068%	0.068	0.055	54.490	54.350	104.721%
σ		0.003	0.028	0.019	0.879%	0.001	0.002	0.600	0.358	1.073%
%RSD		7.527	13.670	10.170	0.845	1.466	3.028	1.101	0.659	1.025

Run	Time	182W	184W	203Tl	205Tl	208Pb	209Bi	220Bkg	232Th	238U
		ppb	ppb	ppb	ppb	ppb	ppb	ppb	ppb	ppb
1	15:05:25	0.085	0.049	0.175	0.216	0.605	94.988%	0.000	0.627	0.363
2	15:06:29	0.084	0.051	0.177	0.215	0.634	96.081%	0.000	0.559	0.367
3	15:07:32	0.075	0.057	0.176	0.212	0.606	96.302%	0.000	0.564	0.362
X		0.081	0.052	0.176	0.214	0.615	95.791%	0.000	0.583	0.364
σ		0.005	0.004	0.001	0.002	0.017	0.703%	0.000	0.038	0.003
%RSD		6.549	7.776	0.479	0.997	2.704	0.734	0.000	6.512	0.745

240-1591-G-2-Asd@5 08/04/2011 03:10:59 PM

Tetra Tech NUS **INTERNAL CORRESPONDENCE**

TO: **D. MURALI** **DATE:** **SEPTEMBER 22, 2011**

FROM: **J. KALINYAK** **COPIES:** **DV FILE**

SUBJECT: **ORGANIC DATA VALIDATION - VOC / SVOC / DRO / GRO**
INORGANIC DATA VALIDATION – METALS / DISSOLVED METALS / HEX CHROMIUM
LOCKHEED MARTIN STATE AIRPORT – COMPASS ROSE
SAMPLE DELIVERY GROUP (SDG) 240-1702-1

SAMPLES: 2 / Aqueous / VOC

MSA-MW36S-070511 TB-070511

1 / Aqueous / SVOC / DRO / GRO / Perchlorate / Metals / Dissolved Metals

MSA-MW36S-070511

Overview

The sample set for Lockheed Martin State Airport – Compass Rose, SDG 240-1702-1 consisted of two (2) aqueous samples. All samples were analyzed for volatile organic compounds (VOC) and one (1) of the samples was analyzed for semi-volatile organic compounds (SVOC), diesel range organics (DRO), gasoline range organics (GRO), metals, dissolved metals, and hexavalent chromium as listed above. One (1) trip blank sample was included in the sample delivery group (SDG). No field duplicate sample pairs were included in the SDG.

The samples were collected by Tetra Tech on July 05, 2011 and analyzed by TestAmerica Inc. Akron and TestAmerica Inc. West Sacramento. All analyses were conducted in accordance with SW-846 Methods 8260B VOCs, 8260C VOCs, 8270D SVOCs, 8015B GRO & DRO, 6020A Metals, 7470A mercury, and EPA Method 314.0 perchlorate, analytical and reporting protocols.

The data contained in this SDG were validated with regard to the following parameters: data completeness, holding times, GC/MS tuning, initial/continuing calibrations, laboratory method/preparation blank results, ICP interference results, ICP serial dilution results, surrogate spike recoveries, blank spike/blank spike duplicate results, matrix spike/matrix spike duplicate results, internal standard recoveries, chromatographic resolution, compound identification, compound quantitation, and detection limits. Areas of concern are listed below.

Major Problems

- The VOC initial calibration relative response factor (RRF) was <0.05 the quality control limit for tert-butyl alcohol and vinyl acetate on instrument A3UX16 on 07/10/11 and the continuing calibration verification (CCV) on 07/12/11 @ 12:05 affecting sample TB-070511. Sample TB-070511 non-detected results for tert-butyl alcohol and vinyl acetate were qualified rejected, (UR).

- The VOC initial calibration relative response factor (RRF) was <0.05 the quality control limit for tert-butyl alcohol and vinyl acetate on instrument A3UX10 on 07/06/11 and the continuing calibration verification (CCV) on 07/18/11 @ 13:09 affecting sample MSA-MW36S-070511. Sample MSA-MW36S-070511 non-detected results for tert-butyl alcohol and vinyl acetate were qualified rejected, (UR).

- The VOC MS and MSD for spiked sample MSA-MW36S-070511 had %Rs at 0% for 2-chloroethyl vinyl ether. The sample MSA-MW36S-070511 non-detected result for 2-chloroethyl vinyl ether was qualified rejected, (UR).

Minor Problems

- The common laboratory VOC contaminant acetone was detected in the trip blank TB-070511 at the following maximum concentration affecting all samples.

Analyte	Maximum Conc. µg/L	Action Level µg/L
Acetone	6.6	66.0

An action level of ten times the maximum level for the common laboratory contaminant acetone has been used to evaluate sample data for blank contamination. Sample aliquot and dilution factors, if applicable, were taken into consideration when evaluating for blank contamination. Positive sample acetone results for both samples were less than the action level and were qualified non-detected, (B), due to blank contamination.

- The VOC CCV %D was greater than the 20% and greater than the 50% quality control limit for bromomethane for instrument A3UX16 on 07/12/11 @ 12:05 affecting sample TB-070511. The sample had a non-detected result for bromomethane which was qualified estimated, (UJ).

- Laboratory contamination was detected for GRO in the method blank MB 240-8380/10 and for DRO in the method blank MB 240-7500/3-A at the following maximum concentrations affecting sample MSA-MW36S-070511.

Analyte	Maximum Conc. µg/L	Action Level µg/L
GRO	62.8	314.0
DRO	398	1990

An action level of five times the maximum level for the laboratory contaminant GRO has been used to evaluate sample data for blank contamination. Sample aliquot and dilution factors, if applicable, were taken into consideration when evaluating for blank contamination. The positive sample GRO and DRO results for sample MSA-MW36S-070511 were less than the action level and were qualified non-detected, (B), due to blank contamination.

- The following metals contaminants were detected in the laboratory method/preparation blanks at the following maximum concentrations:

Analyte	Maximum Conc. µg/L	Action Level µg/L
Chromium [(1)]	0.282	1.410
Lead [(1)]	0.179	0.895
Antimony [(1)]	0.456	2.280
Arsenic [(1)]	0.111	0.555
Magnesium [(1)]	18.9	94.5
Molybdenum [(1)]	0.943	4.715
Thallium [(1)]	0.233	1.165
Cobalt [(1)]	0.246	1.230
Chromium [(2)]	0.123	0.615

(1) Maximum concentration present in either the initial calibration blank ICB 200-22920/8, method blank MB 200-21413/1-A, continuing calibration blank CCB 200-22920/12, or CCB 200-22920/23 analyzed on 07/30/11 affecting the total and dissolved metals for sample MSA-MW36S-070511.

(2) Maximum concentration present in CCB 200-22994/24 analyzed on 08/04/11 affecting only the total metals for sample MSA-MW36S-070511.

An action level of 5X the maximum contaminant level has been used to evaluate sample data for blank contamination. Sample aliquot and dilution factors, if applicable, were taken into consideration when evaluating for blank contamination. Positive results less than the blank action level were qualified non-detected, (B), as a result of laboratory blank contamination.

- The serial dilution analysis %D of MSA-MW36S-070511 total metals sample was greater than the 10% quality control limit for zinc. The positive zinc result for MSA-MW36S-070511 total metals sample was qualified estimated, (J).

- Positive results reported below the quantitation limit but above the method detection limit were qualified as estimated, (J).

Notes

The VOC laboratory sample Form I data for Tentatively Identified Compounds (TIC) was included in the Appendix B section for informational purposes. The compounds listed on the laboratory TIC Form I's were qualified as estimated, (JN), as they were not calibrated for by the laboratory and not evaluated by the chemistry data evaluator. All samples had TIC results.

The VOC CCV %Ds were greater than the 20% and less than 50% quality control limit for chloroethane, tert-butyl alcohol, vinyl acetate, 2-butanone, and 1,2-dibromo-3-chloropropane for instrument A3UX16 on 07/12/11 @ 12:05 affecting sample TB-070511. The sample chloromethane, 2-butanone, and 1,2-dibromo-3-chloropropane results were non-detected and were not qualified. The sample non-detected tert-butyl alcohol and vinyl acetate results were rejected due to the RRF quality control limit non-compliances, therefore, no validation action was necessary.

The following common laboratory VOC contaminants were detected in the method blank MB 240-8819/5 at the following maximum concentrations affecting sample MSA-MW36S-070511.

Analyte	Maximum Conc. µg/L	Action Level µg/L
Hexachlorobutadiene	0.320	1.60
Naphthalene	0.446	2.230
1,2,3-Trichlorobenzene	0.460	2.300

An action level of five times the maximum level for the laboratory contaminants has been used to evaluate sample data for blank contamination. Sample aliquot and dilution factors, if applicable, were taken into consideration when evaluating for blank contamination. The affected sample had non-detected results for the aforementioned analytes and no validation action was necessary.

The VOC LCS %Rs for LCS 240-8819/4 were greater than the quality control limit for 1,2-dibromoethane and 4-methyl-2-pentanone affecting sample MSA-MW36S-070511. The sample MSA-MW36S-070511 had non-detected results for the aforementioned analytes and therefore no validation action was necessary.

The VOC sample MS and MSD associated with the trip blank sample had %Rs for a VOC analyte which were quality control limit non-compliant. No validation action was taken as the MS and MSD was not for a sample from this SDG.

The closing GRO CCV %D was greater than the 20% quality control limit for instrument AFID on 07/15/11 @ 08:25 affecting sample MSA-MW36S-070511. The sample GRO result was qualified non-detected for method blank contamination and no further validation action was necessary.

The metals analysis internal standard %R was missing for element Sc-45 for the sample MSA-MW36S-070511 total metals analysis on 07/30/11 @ 12:45 affecting the metals results for cobalt, chromium, copper, magnesium, nickel, vanadium, and zinc. The sample was re-analyzed on 08/04/11 for these metals as well as for selenium which was not analyzed for by the laboratory on 07/30/11. A selenium analysis was also performed for the sample MSA-MW36S-070511 dissolved metals on 08/04/11. No validation action was required.

The metals CRDL percent recoveries were not reported by the laboratory on the correct Form. The validation chemist retrieved the information from the calibration curves for the metals analysis.

EXECUTIVE SUMMARY

Laboratory Performance Issues: Calibration VOC RRF QC limit non-compliances led to the rejection of tert-butyl alcohol and vinyl acetate non-detected results. VOC, GRO, and DRO sample results were qualified for method blank contamination. VOC sample results were qualified for CCV %D quality control limit non-compliances. Dissolved and total metal sample results were qualified for method/preparation blank contamination. The VOC 2-chloroethyl vinyl ether result for the sample was rejected due to the 0% recovery for the MS and MSD for the sample. A chromium sample result for total metals sample MSA-MW36S-070511 was qualified for a CRDL %R which was quality control limit non-compliant. The positive zinc result for total metals sample MSA-MW36S-070511 was qualified for a quality control limit non-compliant %R for the serial dilution analysis.

Other Factors Affecting Data Quality: Positive results reported below the quantitation limit but above the method detection limit were qualified as estimated, (J).

The data for these analyses were reviewed with reference to USEPA SW-846 Methods 8260B VOCs, 8260C VOCS, 8270D SVOCs, 8015B GRO & DRO, 6020A metals, 7470A mercury, and EPA MCAWW 314.0 perchlorate, the Region III EPA Functional Guidelines for Organic Data Validation (9/94), and the Department of Defense (DoD) document entitled "Quality Systems Manual (QSM) for Environmental Laboratories" (April 2009).

Tetra Tech NUS
Joseph Kalinyak
Data Validator/Environmental Scientist

TetraTech NUS
Joseph A. Samchuck
Data Validation Quality Assurance Officer

Attachments:
Appendix A – Qualified Analytical Results
Appendix B – Results as Reported by the Laboratory
Appendix C – Support Documentation

APPENDIX A

QUALIFIED ANALYTICAL RESULTS

DATA QUALIFICATION CODE (QUAL CODE)

A = Lab Blank Contamination
B = Field Blank Contamination
C = Calibration Noncompliance (e.g. % RSDs, %Ds, ICVs, CCVs, RRFs, etc.)
C01 = GC/MS Tuning Noncompliance
D = MS/MSD Recovery Noncompliance
E = LCS/LCSD Recovery Noncompliance
F = Lab Duplicate Imprecision
G = Field Duplicate Imprecision
H = Holding Time Exceedance
I = ICP Serial Dilution Noncompliance
J = GFAA PDS - GFAA MSA's $r < 0.995$ / ICP PDS Recovery Noncompliance
K = ICP Interference - includes ICS % R Noncompliance
L = Instrument Calibration Range Exceedance
M = Sample Preservation Noncompliance
N = Internal Standard Noncompliance
N01 = Internal Standard Recovery Noncompliance Dioxins
N02 = Recovery Standard Noncompliance Dioxins
N03 = Clean-up Standard Noncompliance Dioxins
O = Poor Instrument Performance (e.g. base-line drifting)
P = Uncertainty near detection limit (< 2 x IDL for inorganics and <CRQL for organics)
Q = Other problems (can encompass a number of issues; e.g. chromatography,interferences, etc.)
R = Surrogates Recovery Noncompliance
S = Pesticide/PCB Resolution
T = % Breakdown Noncompliance for DDT and Endrin
U = % Difference between columns/detectors >25% for positive results determined via GC/HPLC
V = Non-linear calibrations; correlation coefficient $r < 0.995$
W = EMPC result
X = Signal to noise response drop
Y = Percent solids <30%
Z = Uncertainty at 2 sigma deviation is greater than sample activity

PROJ_NO: 03328	NSAMPLE	MSA-MW36S-070511			TB-070511		
SDG: 240-1702-1	LAB_ID	240-1702-1			240-1702-2		
FRACTION: OV	SAMP_DATE	7/5/2011			7/5/2011		
MEDIA: WATER	QC_TYPE	NM			NM		
	UNITS	UG/L			UG/L		
	PCT_SOLIDS	0.0			0.0		
	DUP_OF						
PARAMETER		RESULT	VQL	QLCD	RESULT	VQL	QLCD
1,1,1,2-TETRACHLOROETHANE		0.23	U		0.23	U	
1,1,1-TRICHLOROETHANE		0.22	U		0.22	U	
1,1,2,2-TETRACHLOROETHANE		0.18	U		0.18	U	
1,1,2-TRICHLOROTRIFLUOROETHANE		0.28	U		0.28	U	
1,1-DICHLOROETHANE		0.15	U		0.15	U	
1,1-DICHLOROETHENE		0.19	U		0.19	U	
1,1-DICHLOROPROPENE		0.13	U		0.13	U	
1,2,3-TRICHLOROBENZENE		0.17	U		0.17	U	
1,2,3-TRICHLOROPROPANE		0.43	U		0.43	U	
1,2,3-TRIMETHYLBENZENE		0.0059	U		0.0059	U	
1,2,4-TRICHLOROBENZENE		0.15	U		0.15	U	
1,2,4-TRIMETHYLBENZENE		0.12	U		0.12	U	
1,2-DIBROMO-3-CHLOROPROPANE		0.67	U		0.67	U	
1,2-DIBROMOETHANE		0.24	U		0.24	U	
1,2-DICHLOROBENZENE		0.13	U		0.13	U	
1,2-DICHLOROETHANE		0.22	U		0.22	U	
1,2-DICHLOROPROPANE		0.18	U		0.18	U	
1,3-DICHLOROBENZENE		0.14	U		0.14	U	
1,3-DICHLOROPROPANE		0.16	U		0.16	U	
1,4-DICHLOROBENZENE		0.13	U		0.13	U	
2,2-DICHLOROPROPANE		0.13	U		0.13	U	
2-BUTANONE		0.72	J	P	0.57	U	
2-CHLOROETHYL VINYL ETHER		0.99	UR	D	0.99	U	
2-CHLOROTOLUENE		0.11	U		0.11	U	
2-HEXANONE		0.41	U		0.41	U	
4-CHLOROTOLUENE		0.18	U		0.18	U	
4-ISOPROPYLTOLUENE		0.12	U		0.12	U	
4-METHYL-2-PENTANONE		0.32	U		0.32	U	
ACETONE		3.4	B	B	6.6	J	P
BENZENE		0.13	U		0.13	U	
BROMOBENZENE		0.13	U		0.13	U	
BROMOCHLOROMETHANE		0.29	U		0.29	U	
BROMODICHLOROMETHANE		0.15	U		0.15	U	
BROMOFORM		0.64	U		0.64	U	
BROMOMETHANE		0.41	U		0.41	UJ	C

PROJ_NO: 03328 SDG: 240-1702-1 FRACTION: OV MEDIA: WATER	NSAMPLE	MSA-MW36S-070511			TB-070511		
	LAB_ID	240-1702-1			240-1702-2		
	SAMP_DATE	7/5/2011			7/5/2011		
	QC_TYPE	NM			NM		
	UNITS	UG/L			UG/L		
	PCT_SOLIDS	0.0			0.0		
	DUP_OF						
PARAMETER		RESULT	VQL	QLCD	RESULT	VQL	QLCD
CARBON DISULFIDE		0.13	U		0.13	U	
CARBON TETRACHLORIDE		0.13	U		0.13	U	
CHLOROBENZENE		0.15	U		0.15	U	
CHLORODIBROMOMETHANE		0.18	U		0.18	U	
CHLOROETHANE		0.29	U		0.29	U	
CHLOROFORM		0.16	U		0.16	U	
CHLOROMETHANE		0.3	U		0.3	U	
CIS-1,2-DICHLOROETHENE		0.17	U		0.17	U	
CIS-1,3-DICHLOROPROPENE		0.14	U		0.14	U	
DIBROMOMETHANE		0.28	U		0.28	U	
DICHLORODIFLUOROMETHANE		0.31	U		0.31	U	
DIISOPROPYL ETHER		1.5	U		1.5	U	
ETHYL TERT-BUTYL ETHER		0.11	U		0.11	U	
ETHYLBENZENE		0.17	U		0.17	U	
HEXACHLOROBUTADIENE		0.3	U		0.3	U	
ISOPROPYLBENZENE		0.13	U		0.13	U	
M+P-XYLENES		0.24	U		0.24	U	
METHYL TERT-BUTYL ETHER		0.17	U		0.17	U	
METHYLENE CHLORIDE		0.33	U		0.33	U	
NAPHTHALENE		0.24	U		0.24	U	
N-BUTYLBENZENE		0.12	U		0.12	U	
N-PROPYLBENZENE		0.14	U		0.14	U	
O-XYLENE		0.14	U		0.14	U	
SEC-BUTYLBENZENE		0.13	U		0.13	U	
STYRENE		0.11	U		0.11	U	
TERT-AMYL METHYL ETHER		0.067	U		0.067	U	
TERT-BUTYLBENZENE		0.13	U		0.13	U	
TERTIARY-BUTYL ALCOHOL		3.9	UR	C	3.9	UR	C
TETRACHLOROETHENE		0.29	U		0.29	U	
TOLUENE		0.13	U		0.13	U	
TOTAL XYLENES		0.28	U		0.28	U	
TRANS-1,2-DICHLOROETHENE		0.19	U		0.19	U	
TRANS-1,3-DICHLOROPROPENE		0.19	U		0.19	U	
TRICHLOROETHENE		0.17	U		0.17	U	
TRICHLOROFLUOROMETHANE		0.21	U		0.21	U	

PROJ_NO: 03328 SDG: 240-1702-1 FRACTION: OV MEDIA: WATER	NSAMPLE	MSA-MW36S-070511			TB-070511		
	LAB_ID	240-1702-1			240-1702-2		
	SAMP_DATE	7/5/2011			7/5/2011		
	QC_TYPE	NM			NM		
	UNITS	UG/L			UG/L		
	PCT_SOLIDS	0.0			0.0		
	DUP_OF						
PARAMETER		RESULT	VQL	QLCD	RESULT	VQL	QLCD
VINYL ACETATE		0.19	UR	C	0.19	UR	C
VINYL CHLORIDE		0.22	U		0.22	U	

PROJ_NO: 03328	NSAMPLE	MSA-MW36S-070511
SDG: 240-1702-1	LAB_ID	240-1702-1
FRACTION: OS	SAMP_DATE	7/5/2011
MEDIA: WATER	QC_TYPE	NM
	UNITS	UG/L
	PCT_SOLIDS	0.0
	DUP_OF	

PARAMETER	RESULT	VQL	QLCD
1,1-BIPHENYL	0.76	U	
1,4-DIOXANE	0.47	U	
2,2'-OXYBIS(1-CHLOROPROPANE)	0.38	U	
2,4,5-TRICHLOROPHENOL	0.29	U	
2,4,6-TRICHLOROPHENOL	0.76	U	
2,4-DICHLOROPHENOL	0.76	U	
2,4-DIMETHYLPHENOL	0.76	U	
2,4-DINITROPHENOL	2.3	U	
2,4-DINITROTOLUENE	0.26	U	
2,6-DINITROTOLUENE	0.76	U	
2-CHLORONAPHTHALENE	0.095	U	
2-CHLOROPHENOL	0.28	U	
2-METHYLNAPHTHALENE	0.095	U	
2-METHYLPHENOL	0.76	U	
2-NITROANILINE	0.76	U	
2-NITROPHENOL	0.27	U	
3&4-METHYLPHENOL	0.71	U	
3,3'-DICHLOROBENZIDINE	0.35	U	
3-NITROANILINE	0.27	U	
4,6-DINITRO-2-METHYLPHENOL	2.3	U	
4-BROMOPHENYL PHENYL ETHER	0.76	U	
4-CHLORO-3-METHYLPHENOL	0.76	U	
4-CHLOROANILINE	0.76	U	
4-CHLOROPHENYL PHENYL ETHER	0.29	U	
4-NITROANILINE	0.76	U	
4-NITROPHENOL	2.3	U	
ACENAPHTHENE	0.095	U	
ACENAPHTHYLENE	0.095	U	
ACETOPHENONE	0.32	U	
ANTHRACENE	0.095	U	
ATRAZINE	0.32	U	
BENZALDEHYDE	0.37	U	
BENZO(A)ANTHRACENE	0.095	U	
BENZO(A)PYRENE	0.095	U	
BENZO(B)FLUORANTHENE	0.095	U	

PROJ_NO: 03328	NSAMPLE	MSA-MW36S-070511
SDG: 240-1702-1	LAB_ID	240-1702-1
FRACTION: OS	SAMP_DATE	7/5/2011
MEDIA: WATER	QC_TYPE	NM
	UNITS	UG/L
	PCT_SOLIDS	0.0
	DUP_OF	

PARAMETER	RESULT	VQL	QLCD
BENZO(G,H,I)PERYLENE	0.095	U	
BENZO(K)FLUORANTHENE	0.095	U	
BIS(2-CHLOROETHOXY)METHANE	0.3	U	
BIS(2-CHLOROETHYL)ETHER	0.095	U	
BIS(2-ETHYLHEXYL)PHTHALATE	0.76	U	
BUTYL BENZYL PHTHALATE	0.76	U	
CAPROLACTAM	0.76	U	
CARBAZOLE	0.27	U	
CHRYSENE	0.095	U	
DIBENZO(A,H)ANTHRACENE	0.095	U	
DIBENZOFURAN	0.095	U	
DIETHYL PHTHALATE	0.57	U	
DIMETHYL PHTHALATE	0.28	U	
DI-N-BUTYL PHTHALATE	0.64	U	
DI-N-OCTYL PHTHALATE	0.76	U	
FLUORANTHENE	0.095	U	
FLUORENE	0.095	U	
HEXACHLOROBENZENE	0.095	U	
HEXACHLOROBUTADIENE	0.26	U	
HEXACHLOROCYCLOPENTADIENE	0.76	U	
HEXACHLOROETHANE	0.76	U	
INDENO(1,2,3-CD)PYRENE	0.095	U	
ISOPHORONE	0.26	U	
NAPHTHALENE	0.095	U	
NITROBENZENE	0.038	U	
N-NITROSODIMETHYLAMINE	0.3	U	
N-NITROSO-DI-N-PROPYLAMINE	0.76	U	
N-NITROSODIPHENYLAMINE	0.3	U	
PENTACHLOROPHENOL	2.3	U	
PHENANTHRENE	0.095	U	
PHENOL	0.57	U	
PYRENE	0.095	U	

PROJ_NO: 03328	NSAMPLE	MSA-MW36S-070511
SDG: 240-1702-1	LAB_ID	240-1702-1
FRACTION: M	SAMP_DATE	7/5/2011
MEDIA: WATER	QC_TYPE	NM
	UNITS	UG/L
	PCT_SOLIDS	0.0
	DUP_OF	

PARAMETER	RESULT	VQL	QLCD
ANTIMONY	0.18	B	A
ARSENIC	2.4	J	P
BARIUM	33		
BERYLLIUM	0.52	J	P
CADMIUM	0.13	J	P
CHROMIUM	0.87	J	P
COBALT	120		
COPPER	0.54	J	P
LEAD	0.64	B	A
MERCURY	0.066	U	
MOLYBDENUM	0.42	U	
NICKEL	160		
SELENIUM	0.59	J	P
SILVER	0.014	U	
THALLIUM	0.26	B	A
VANADIUM	1.9	J	P
ZINC	190	J	I

PROJ_NO: 03328	NSAMPLE	MSA-MW36S-070511		
SDG: 240-1702-1	LAB_ID	240-1702-1		
FRACTION: MF	SAMP_DATE	7/5/2011		
MEDIA: WATER	QC_TYPE	NM		
	UNITS	UG/L		
	PCT_SOLIDS	0.0		
	DUP_OF			
PARAMETER		RESULT	VQL	QLCD
ANTIMONY		0.16	B	A
ARSENIC		2.3	J	P
BARIUM		33		
BERYLLIUM		0.54	J	P
CADMIUM		0.095	J	P
CHROMIUM		0.94	B	A
COBALT		120		
COPPER		5.1		
LEAD		0.59	B	A
MAGNESIUM		400	J	P
MERCURY		0.066	U	
MOLYBDENUM		0.42	U	
NICKEL		170		
SELENIUM		0.78	J	P
SILVER		0.014	U	
THALLIUM		0.25	B	A
VANADIUM		1	J	P
ZINC		180		

PROJ_NO: 03328	NSAMPLE	MSA-MW36S-070511		
SDG: 240-1702-1	LAB_ID	240-1702-1		
FRACTION: MISC	SAMP_DATE	7/5/2011		
MEDIA: WATER	QC_TYPE	NM		
	UNITS	UG/L		
	PCT_SOLIDS	0.0		
	DUP_OF			
PARAMETER		RESULT	VQL	QLCD
PERCHLORATE		0.36	U	

APPENDIX B

RESULTS AS REPORTED BY THE LABORATORY

FORM I
GC/MS VOA ORGANICS ANALYSIS DATA SHEET

Lab Name: TestAmerica North Canton | Job No.: 240-1702-1

SDG No.:

Client Sample ID: TB-070511 | Lab Sample ID: 240-1702-2

Matrix: Water | Lab File ID: UXM7734.D

Analysis Method: 8260B | Date Collected: 07/05/2011 00:00

Sample wt/vol: 5(mL) | Date Analyzed: 07/12/2011 19:18

Soil Aliquot Vol: | Dilution Factor: 1

Soil Extract Vol.: | GC Column: DB-624 ID: 0.18(mm)

% Moisture: | Level: (low/med) Low

Analysis Batch No.: 8090 | Units: ug/L

CAS NO.	COMPOUND NAME	RESULT	Q	RL	MDL
630-20-6	1,1,1,2-Tetrachloroethane	1.0	U	1.0	0.23
71-55-6	1,1,1-Trichloroethane	1.0	U	1.0	0.22
79-34-5	1,1,2,2-Tetrachloroethane	1.0	U	1.0	0.18
76-13-1	1,1,2-Trichloro-1,2,2-trichfluoroethane	1.0	U	1.0	0.28
75-34-3	1,1-Dichloroethane	1.0	U	1.0	0.15
75-35-4	1,1-Dichloroethene	1.0	U	1.0	0.19
563-58-6	1,1-Dichloropropene	1.0	U	1.0	0.13
87-61-6	1,2,3-Trichlorobenzene	1.0	U	1.0	0.17
96-18-4	1,2,3-Trichloropropane	1.0	U	1.0	0.43
526-73-8	1,2,3-Trimethylbenzene	5.0	U	5.0	0.0059
120-82-1	1,2,4-Trichlorobenzene	1.0	U	1.0	0.15
95-63-6	1,2,4-Trimethylbenzene	1.0	U	1.0	0.12
96-12-8	1,2-Dibromo-3-Chloropropane	2.0	U	2.0	0.67
95-50-1	1,2-Dichlorobenzene	1.0	U	1.0	0.13
107-06-2	1,2-Dichloroethane	1.0	U	1.0	0.22
78-87-5	1,2-Dichloropropane	1.0	U	1.0	0.18
541-73-1	1,3-Dichlorobenzene	1.0	U	1.0	0.14
142-28-9	1,3-Dichloropropane	1.0	U	1.0	0.16
106-46-7	1,4-Dichlorobenzene	1.0	U	1.0	0.13
594-20-7	2,2-Dichloropropane	1.0	U	1.0	0.13
78-93-3	2-Butanone	10	U	10	0.57
110-75-8	2-Chloroethyl vinyl ether	10	U	10	0.99
95-49-8	2-Chlorotoluene	1.0	U	1.0	0.11
591-78-6	2-Hexanone	10	U	10	0.41
106-43-4	4-Chlorotoluene	1.0	U	1.0	0.18
99-87-6	p-Isopropyltoluene	1.0	U	1.0	0.12
108-10-1	4-Methyl-2-pentanone	10	U	10	0.32
67-64-1	Acetone	6.6	J	10	1.1
71-43-2	Benzene	1.0	U	1.0	0.13
108-86-1	Bromobenzene	1.0	U	1.0	0.13
75-25-2	Bromoform	1.0	U	1.0	0.64
74-83-9	Bromomethane	1.0	U	1.0	0.41
75-15-0	Carbon disulfide	1.0	U	1.0	0.13
56-23-5	Carbon tetrachloride	1.0	U	1.0	0.13
108-90-7	Chlorobenzene	1.0	U	1.0	0.15

FORM I
GC/MS VOA ORGANICS ANALYSIS DATA SHEET

Lab Name: TestAmerica North Canton | Job No.: 240-1702-1

SDG No.:

Client Sample ID: TB-070511 | Lab Sample ID: 240-1702-2

Matrix: Water | Lab File ID: UXM7734.D

Analysis Method: 8260B | Date Collected: 07/05/2011 00:00

Sample wt/vol: 5(mL) | Date Analyzed: 07/12/2011 19:18

Soil Aliquot Vol: | Dilution Factor: 1

Soil Extract Vol.: | GC Column: DB-624 ID: 0.18(mm)

% Moisture: | Level: (low/med) Low

Analysis Batch No.: 8090 | Units: ug/L

CAS NO.	COMPOUND NAME	RESULT	Q	RL	MDL
124-48-1	Dibromochloromethane	1.0	U	1.0	0.18
75-00-3	Chloroethane	1.0	U	1.0	0.29
67-66-3	Chloroform	1.0	U	1.0	0.16
74-87-3	Chloromethane	1.0	U	1.0	0.30
156-59-2	cis-1,2-Dichloroethene	1.0	U	1.0	0.17
10061-01-5	cis-1,3-Dichloropropene	1.0	U	1.0	0.14
74-95-3	Dibromomethane	1.0	U	1.0	0.28
74-97-5	Bromochloromethane	1.0	U	1.0	0.29
75-71-8	Dichlorodifluoromethane	1.0	U	1.0	0.31
75-27-4	Bromodichloromethane	1.0	U	1.0	0.15
75-65-0	tert-Butyl alcohol	50	U	50	3.9
100-41-4	Ethylbenzene	1.0	U	1.0	0.17
87-68-3	Hexachlorobutadiene	1.0	U	1.0	0.30
108-20-3	Diisopropyl ether	10	U	10	1.5
98-82-8	Isopropylbenzene	1.0	U	1.0	0.13
1634-04-4	Methyl tert-butyl ether	5.0	U	5.0	0.17
75-09-2	Methylene Chloride	1.0	U	1.0	0.33
179601-23-1	m-Xylene & p-Xylene	2.0	U	2.0	0.24
91-20-3	Naphthalene	1.0	U	1.0	0.24
104-51-8	n-Butylbenzene	1.0	U	1.0	0.12
103-65-1	n-Propylbenzene	1.0	U	1.0	0.14
95-47-6	o-Xylene	1.0	U	1.0	0.14
135-98-8	sec-Butylbenzene	1.0	U	1.0	0.13
100-42-5	Styrene	1.0	U	1.0	0.11
994-05-8	Tert-amyl-methyl ether (TAME)	5.0	U	5.0	0.067
637-92-3	Ethyl-t-butyl ether (ETBE)	5.0	U	5.0	0.11
127-18-4	Tetrachloroethene	1.0	U	1.0	0.29
108-88-3	Toluene	1.0	U	1.0	0.13
156-60-5	trans-1,2-Dichloroethene	1.0	U	1.0	0.19
10061-02-6	trans-1,3-Dichloropropene	1.0	U	1.0	0.19
79-01-6	Trichloroethene	1.0	U	1.0	0.17
75-69-4	Trichlorofluoromethane	1.0	U	1.0	0.21
108-05-4	Vinyl acetate	2.0	U	2.0	0.19
75-01-4	Vinyl chloride	1.0	U	1.0	0.22
1330-20-7	Xylenes, Total	2.0	U	2.0	0.28

FORM I
GC/MS VOA ORGANICS ANALYSIS DATA SHEET

Lab Name: TestAmerica North Canton Job No.: 240-1702-1

SDG No.:

Client Sample ID: TB-070511 Lab Sample ID: 240-1702-2

Matrix: Water Lab File ID: UXM7734.D

Analysis Method: 8260B Date Collected: 07/05/2011 00:00

Sample wt/vol: 5(mL) Date Analyzed: 07/12/2011 19:18

Soil Aliquot Vol: Dilution Factor: 1

Soil Extract Vol.: GC Column: DB-624 ID: 0.18(mm)

% Moisture: Level: (low/med) Low

Analysis Batch No.: 8090 Units: ug/L

CAS NO.	COMPOUND NAME	RESULT	Q	RL	MDL
98-06-6	tert-Butylbenzene	1.0	U	1.0	0.13
106-93-4	1,2-Dibromoethane	1.0	U	1.0	0.24

CAS NO.	SURROGATE	%REC	Q	LIMITS
2037-26-5	Toluene-d8 (Surr)	97		74-115
1868-53-7	Dibromofluoromethane (Surr)	93		75-121
460-00-4	4-Bromofluorobenzene (Surr)	97		66-117
17060-07-0	1,2-Dichloroethane-d4 (Surr)	101		63-129

FORM I
GC/MS VOA ORGANICS ANALYSIS DATA SHEET
TENTATIVELY IDENTIFIED COMPOUNDS

Lab Name: TestAmerica North Canton | Job No.: 240-1702-1

SDG No.:

Client Sample ID: TB-070511 | Lab Sample ID: 240-1702-2

Matrix: Water | Lab File ID: UXM7734.D

Analysis Method: 8260B | Date Collected: 07/05/2011 00:00

Sample wt/vol: 5(mL) | Date Analyzed: 07/12/2011 19:18

Soil Aliquot Vol: | Dilution Factor: 1

Soil Extract Vol.: | GC Column: DB-624 ID: 0.18(mm)

% Moisture: | Level: (low/med) Low

Analysis Batch No.: 8090 | Units: ug/L

Number TICs Found: 1 | TIC Result Total: 1.5

CAS NO.	COMPOUND NAME	RT	RESULT	Q
	Unknown	3.32	1.5	T J

FORM I
GC/MS VOA ORGANICS ANALYSIS DATA SHEET

Lab Name: TestAmerica North Canton | Job No.: 240-1702-1

SDG No.:

Client Sample ID: MSA-MW36S-070511 | Lab Sample ID: 240-1702-1

Matrix: Water | Lab File ID: UXX3249.D

Analysis Method: 8260C | Date Collected: 07/05/2011 11:30

Sample wt/vol: 5(mL) | Date Analyzed: 07/18/2011 14:57

Soil Aliquot Vol: | Dilution Factor: 1

Soil Extract Vol.: | GC Column: DB-624 ID: 0.18(mm)

% Moisture: | Level: (low/med) Low

Analysis Batch No.: 8819 | Units: ug/L

CAS NO.	COMPOUND NAME	RESULT	Q	RL	MDL
67-64-1	Acetone	3.4	J	10	1.1
71-43-2	Benzene	1.0	U	1.0	0.13
108-86-1	Bromobenzene	1.0	U	1.0	0.13
74-97-5	Bromochloromethane	1.0	U	1.0	0.29
75-27-4	Bromodichloromethane	1.0	U	1.0	0.15
75-25-2	Bromoform	1.0	U	1.0	0.64
74-83-9	Bromomethane	1.0	U	1.0	0.41
78-93-3	2-Butanone	0.72	J	10	0.57
75-15-0	Carbon disulfide	1.0	U	1.0	0.13
56-23-5	Carbon tetrachloride	1.0	U	1.0	0.13
108-90-7	Chlorobenzene	1.0	U	1.0	0.15
75-00-3	Chloroethane	1.0	U	1.0	0.29
110-75-8	2-Chloroethyl vinyl ether	10	U	10	0.99
67-66-3	Chloroform	1.0	U	1.0	0.16
74-87-3	Chloromethane	1.0	U	1.0	0.30
95-49-8	2-Chlorotoluene	1.0	U	1.0	0.11
106-43-4	4-Chlorotoluene	1.0	U	1.0	0.18
156-59-2	cis-1,2-Dichloroethene	1.0	U	1.0	0.17
10061-01-5	cis-1,3-Dichloropropene	1.0	U	1.0	0.14
124-48-1	Dibromochloromethane	1.0	U	1.0	0.18
96-12-8	1,2-Dibromo-3-Chloropropane	2.0	U	2.0	0.67
106-93-4	1,2-Dibromoethane	1.0	U *	1.0	0.24
74-95-3	Dibromomethane	1.0	U	1.0	0.28
95-50-1	1,2-Dichlorobenzene	1.0	U	1.0	0.13
541-73-1	1,3-Dichlorobenzene	1.0	U	1.0	0.14
106-46-7	1,4-Dichlorobenzene	1.0	U	1.0	0.13
75-71-8	Dichlorodifluoromethane	1.0	U	1.0	0.31
75-34-3	1,1-Dichloroethane	1.0	U	1.0	0.15
107-06-2	1,2-Dichloroethane	1.0	U	1.0	0.22
75-35-4	1,1-Dichloroethene	1.0	U	1.0	0.19
78-87-5	1,2-Dichloropropane	1.0	U	1.0	0.18
142-28-9	1,3-Dichloropropane	1.0	U	1.0	0.16
594-20-7	2,2-Dichloropropane	1.0	U	1.0	0.13
563-58-6	1,1-Dichloropropene	1.0	U	1.0	0.13
108-20-3	Diisopropyl ether	10	U	10	1.5
100-41-4	Ethylbenzene	1.0	U	1.0	0.17

FORM I
GC/MS VOA ORGANICS ANALYSIS DATA SHEET

Lab Name: TestAmerica North Canton Job No.: 240-1702-1

SDG No.:

Client Sample ID: MSA-MW36S-070511 Lab Sample ID: 240-1702-1

Matrix: Water Lab File ID: UXX3249.D

Analysis Method: 8260C Date Collected: 07/05/2011 11:30

Sample wt/vol: 5(mL) Date Analyzed: 07/18/2011 14:57

Soil Aliquot Vol: Dilution Factor: 1

Soil Extract Vol.: GC Column: DB-624 ID: 0.18(mm)

% Moisture: Level: (low/med) Low

Analysis Batch No.: 8819 Units: ug/L

CAS NO.	COMPOUND NAME	RESULT	Q	RL	MDL
637-92-3	Ethyl-t-butyl ether (ETBE)	5.0	U	5.0	0.11
87-68-3	Hexachlorobutadiene	1.0	U	1.0	0.30
591-78-6	2-Hexanone	10	U	10	0.41
98-82-8	Isopropylbenzene	1.0	U	1.0	0.13
75-09-2	Methylene Chloride	1.0	U	1.0	0.33
108-10-1	4-Methyl-2-pentanone	10	U *	10	0.32
1634-04-4	Methyl tert-butyl ether	5.0	U	5.0	0.17
179601-23-1	m-Xylene & p-Xylene	2.0	U	2.0	0.24
91-20-3	Naphthalene	1.0	U	1.0	0.24
104-51-8	n-Butylbenzene	1.0	U	1.0	0.12
103-65-1	n-Propylbenzene	1.0	U	1.0	0.14
95-47-6	o-Xylene	1.0	U	1.0	0.14
99-87-6	p-Isopropyltoluene	1.0	U	1.0	0.12
135-98-8	sec-Butylbenzene	1.0	U	1.0	0.13
100-42-5	Styrene	1.0	U	1.0	0.11
994-05-8	Tert-amyl-methyl ether (TAME)	5.0	U	5.0	0.067
75-65-0	tert-Butyl alcohol	50	U	50	3.9
98-06-6	tert-Butylbenzene	1.0	U	1.0	0.13
630-20-6	1,1,1,2-Tetrachloroethane	1.0	U	1.0	0.23
79-34-5	1,1,2,2-Tetrachloroethane	1.0	U	1.0	0.18
127-18-4	Tetrachloroethene	1.0	U	1.0	0.29
108-88-3	Toluene	1.0	U	1.0	0.13
156-60-5	trans-1,2-Dichloroethene	1.0	U	1.0	0.19
10061-02-6	trans-1,3-Dichloropropene	1.0	U	1.0	0.19
87-61-6	1,2,3-Trichlorobenzene	1.0	U	1.0	0.17
120-82-1	1,2,4-Trichlorobenzene	1.0	U	1.0	0.15
71-55-6	1,1,1-Trichloroethane	1.0	U	1.0	0.22
79-01-6	Trichloroethene	1.0	U	1.0	0.17
75-69-4	Trichlorofluoromethane	1.0	U	1.0	0.21
96-18-4	1,2,3-Trichloropropane	1.0	U	1.0	0.43
76-13-1	1,1,2-Trichloro-1,2,2-trichfluoroethane	1.0	U	1.0	0.28
526-73-8	1,2,3-Trimethylbenzene	5.0	U	5.0	0.0059
95-63-6	1,2,4-Trimethylbenzene	1.0	U	1.0	0.12
108-05-4	Vinyl acetate	2.0	U	2.0	0.19
75-01-4	Vinyl chloride	1.0	U	1.0	0.22

FORM I
GC/MS VOA ORGANICS ANALYSIS DATA SHEET

Lab Name: TestAmerica North Canton | Job No.: 240-1702-1

SDG No.:

Client Sample ID: MSA-MW36S-070511 | Lab Sample ID: 240-1702-1

Matrix: Water | Lab File ID: UXX3249.D

Analysis Method: 8260C | Date Collected: 07/05/2011 11:30

Sample wt/vol: 5(mL) | Date Analyzed: 07/18/2011 14:57

Soil Aliquot Vol: | Dilution Factor: 1

Soil Extract Vol.: | GC Column: DB-624 ID: 0.18(mm)

% Moisture: | Level: (low/med) Low

Analysis Batch No.: 8819 | Units: ug/L

CAS NO.	COMPOUND NAME	RESULT	Q	RL	MDL
1330-20-7	Xylenes, Total	2.0	U	2.0	0.28

CAS NO.	SURROGATE	%REC	Q	LIMITS
460-00-4	4-Bromofluorobenzene (Surr)	76		66-117
1868-53-7	Dibromofluoromethane (Surr)	79		75-121
17060-07-0	1,2-Dichloroethane-d4 (Surr)	91		63-129
2037-26-5	Toluene-d8 (Surr)	89		74-115

FORM I
GC/MS VOA ORGANICS ANALYSIS DATA SHEET
TENTATIVELY IDENTIFIED COMPOUNDS

Lab Name: TestAmerica North Canton Job No.: 240-1702-1

SDG No.:

Client Sample ID: MSA-MW36S-070511 Lab Sample ID: 240-1702-1

Matrix: Water Lab File ID: UXX3249.D

Analysis Method: 8260C Date Collected: 07/05/2011 11:30

Sample wt/vol: 5(mL) Date Analyzed: 07/18/2011 14:57

Soil Aliquot Vol: Dilution Factor: 1

Soil Extract Vol.: GC Column: DB-624 ID: 0.18(mm)

% Moisture: Level: (low/med) Low

Analysis Batch No.: 8819 Units: ug/L

Number TICs Found: 2 TIC Result Total: 5.3

CAS NO.	COMPOUND NAME	RT	RESULT	Q
55644-10-5	Silanol, dimethyl(1,1,2-trimethylpropyl)	4.04	2.6	T J N
91-57-6	2-Methylnaphthalene	13.56	2.7	J B

FORM I
GC/MS SEMI VOA ORGANICS ANALYSIS DATA SHEET

Lab Name: TestAmerica North Canton | Job No.: 240-1702-1

SDG No.:

Client Sample ID: MSA-MW36S-070511 | Lab Sample ID: 240-1702-1

Matrix: Water | Lab File ID: 1702J1A.D

Analysis Method: 8270D | Date Collected: 07/05/2011 11:30

Extract. Method: 3510C | Date Extracted: 07/08/2011 11:00

Sample wt/vol: 1050(mL) | Date Analyzed: 07/23/2011 16:42

Con. Extract Vol.: 2.00(mL) | Dilution Factor: 1

Injection Volume: 1(uL) | Level: (low/med) Low

% Moisture: | GPC Cleanup:(Y/N) N

Analysis Batch No.: 9527 | Units: ug/L

CAS NO.	COMPOUND NAME	RESULT	Q	RL	MDL
83-32-9	Acenaphthene	0.19	U	0.19	0.095
208-96-8	Acenaphthylene	0.19	U	0.19	0.095
98-86-2	Acetophenone	0.95	U	0.95	0.32
120-12-7	Anthracene	0.19	U	0.19	0.095
1912-24-9	Atrazine	0.95	U	0.95	0.32
100-52-7	Benzaldehyde	0.95	U	0.95	0.37
56-55-3	Benzo[a]anthracene	0.19	U	0.19	0.095
50-32-8	Benzo[a]pyrene	0.19	U	0.19	0.095
205-99-2	Benzo[b]fluoranthene	0.19	U	0.19	0.095
191-24-2	Benzo[g,h,i]perylene	0.19	U	0.19	0.095
207-08-9	Benzo[k]fluoranthene	0.19	U	0.19	0.095
92-52-4	1,1'-Biphenyl	0.95	U	0.95	0.76
111-91-1	Bis(2-chloroethoxy)methane	0.95	U	0.95	0.30
111-44-4	Bis(2-chloroethyl)ether	0.95	U	0.95	0.095
117-81-7	Bis(2-ethylhexyl) phthalate	1.9	U	1.9	0.76
101-55-3	4-Bromophenyl phenyl ether	1.9	U	1.9	0.76
85-68-7	Butyl benzyl phthalate	0.95	U	0.95	0.76
105-60-2	Caprolactam	4.8	U	4.8	0.76
86-74-8	Carbazole	0.95	U	0.95	0.27
106-47-8	4-Chloroaniline	1.9	U	1.9	0.76
59-50-7	4-Chloro-3-methylphenol	1.9	U	1.9	0.76
91-58-7	2-Chloronaphthalene	0.95	U	0.95	0.095
95-57-8	2-Chlorophenol	0.95	U	0.95	0.28
7005-72-3	4-Chlorophenyl phenyl ether	1.9	U	1.9	0.29
218-01-9	Chrysene	0.19	U	0.19	0.095
53-70-3	Dibenzo(a,h)anthracene	0.19	U	0.19	0.095
132-64-9	Dibenzofuran	0.95	U	0.95	0.095
91-94-1	3,3'-Dichlorobenzidine	4.8	U	4.8	0.35
120-83-2	2,4-Dichlorophenol	1.9	U	1.9	0.76
84-66-2	Diethyl phthalate	0.95	U	0.95	0.57
105-67-9	2,4-Dimethylphenol	1.9	U	1.9	0.76
131-11-3	Dimethyl phthalate	0.95	U	0.95	0.28
84-74-2	Di-n-butyl phthalate	0.95	U	0.95	0.64
534-52-1	4,6-Dinitro-2-methylphenol	4.8	U	4.8	2.3

FORM I
GC/MS SEMI VOA ORGANICS ANALYSIS DATA SHEET

Lab Name: TestAmerica North Canton | Job No.: 240-1702-1

SDG No.:

Client Sample ID: MSA-MW36S-070511 | Lab Sample ID: 240-1702-1

Matrix: Water | Lab File ID: 1702J1A.D

Analysis Method: 8270D | Date Collected: 07/05/2011 11:30

Extract. Method: 3510C | Date Extracted: 07/08/2011 11:00

Sample wt/vol: 1050(mL) | Date Analyzed: 07/23/2011 16:42

Con. Extract Vol.: 2.00(mL) | Dilution Factor: 1

Injection Volume: 1(uL) | Level: (low/med) Low

% Moisture: | GPC Cleanup:(Y/N) N

Analysis Batch No.: 9527 | Units: ug/L

CAS NO.	COMPOUND NAME	RESULT	Q	RL	MDL
51-28-5	2,4-Dinitrophenol	4.8	U	4.8	2.3
121-14-2	2,4-Dinitrotoluene	4.8	U	4.8	0.26
606-20-2	2,6-Dinitrotoluene	4.8	U	4.8	0.76
117-84-0	Di-n-octyl phthalate	0.95	U	0.95	0.76
206-44-0	Fluoranthene	0.19	U	0.19	0.095
86-73-7	Fluorene	0.19	U	0.19	0.095
118-74-1	Hexachlorobenzene	0.19	U	0.19	0.095
87-68-3	Hexachlorobutadiene	0.95	U	0.95	0.26
77-47-4	Hexachlorocyclopentadiene	9.5	U	9.5	0.76
67-72-1	Hexachloroethane	0.95	U	0.95	0.76
193-39-5	Indeno[1,2,3-cd]pyrene	0.19	U	0.19	0.095
78-59-1	Isophorone	0.95	U	0.95	0.26
91-57-6	2-Methylnaphthalene	0.19	U	0.19	0.095
95-48-7	2-Methylphenol	0.95	U	0.95	0.76
123-91-1	1,4-Dioxane	0.95	U	0.95	0.47
15831-10-4	3 & 4 Methylphenol	1.9	U	1.9	0.71
91-20-3	Naphthalene	0.19	U	0.19	0.095
88-74-4	2-Nitroaniline	1.9	U	1.9	0.76
99-09-2	3-Nitroaniline	1.9	U	1.9	0.27
100-01-6	4-Nitroaniline	1.9	U	1.9	0.76
98-95-3	Nitrobenzene	0.95	U	0.95	0.038
88-75-5	2-Nitrophenol	1.9	U	1.9	0.27
100-02-7	4-Nitrophenol	4.8	U	4.8	2.3
621-64-7	N-Nitrosodi-n-propylamine	0.95	U	0.95	0.76
86-30-6	N-Nitrosodiphenylamine	0.95	U	0.95	0.30
108-60-1	2,2'-oxybis[1-chloropropane]	0.95	U	0.95	0.38
87-86-5	Pentachlorophenol	4.8	U	4.8	2.3
85-01-8	Phenanthrene	0.19	U	0.19	0.095
108-95-2	Phenol	0.95	U	0.95	0.57
129-00-0	Pyrene	0.19	U	0.19	0.095
95-95-4	2,4,5-Trichlorophenol	4.8	U	4.8	0.29
88-06-2	2,4,6-Trichlorophenol	4.8	U	4.8	0.76
62-75-9	N-Nitrosodimethylamine	0.95	U	0.95	0.30

FORM I
GC/MS SEMI VOA ORGANICS ANALYSIS DATA SHEET

Lab Name: TestAmerica North Canton | Job No.: 240-1702-1

SDG No.:

Client Sample ID: MSA-MW36S-070511 | Lab Sample ID: 240-1702-1

Matrix: Water | Lab File ID: 1702J1A.D

Analysis Method: 8270D | Date Collected: 07/05/2011 11:30

Extract. Method: 3510C | Date Extracted: 07/08/2011 11:00

Sample wt/vol: 1050(mL) | Date Analyzed: 07/23/2011 16:42

Con. Extract Vol.: 2.00(mL) | Dilution Factor: 1

Injection Volume: 1(uL) | Level: (low/med) Low

% Moisture: | GPC Cleanup:(Y/N) N

Analysis Batch No.: 9527 | Units: ug/L

CAS NO.	SURROGATE	%REC	Q	LIMITS
321-60-8	2-Fluorobiphenyl (Surr)	59		28-110
367-12-4	2-Fluorophenol (Surr)	60		10-110
4165-60-0	Nitrobenzene-d5 (Surr)	61		27-111
4165-62-2	Phenol-d5 (Surr)	62		10-110
1718-51-0	Terphenyl-d14 (Surr)	75		37-119
118-79-6	2,4,6-Tribromophenol (Surr)	65		22-120

FORM I
GASOLINE RANGE ORGANICS ANALYSIS DATA SHEET

Lab Name: TestAmerica North Canton
Job No.: 240-1702-1
SDG No.:
Client Sample ID: MSA-MW36S-070511
Lab Sample ID: 240-1702-1
Matrix: Water
Lab File ID: AF071420.D
Analysis Method: 8015B
Date Collected: 07/05/2011 11:30
Sample wt/vol: 5(mL)
Date Analyzed: 07/14/2011 19:55
Soil Aliquot Vol:
Dilution Factor: 1
Soil Extract Vol.:
GC Column: RTX-VRX ID: 0.45(mm)
% Moisture:
Level: (low/med) Low
Analysis Batch No.: 8380
Units: ug/L

CAS NO.	COMPOUND NAME	RESULT	Q	RL	MDL
8006-61-9	Total Petroleum Hydrocarbons (C6-C10)	55	J B	100	25

CAS NO.	SURROGATE	%REC	Q	LIMITS
98-08-8	Trifluorotoluene (Surr)	81		10-150

FORM I

DIESEL RANGE ORGANICS ANALYSIS DATA SHEET

Lab Name: TestAmerica North Canton | Job No.: 240-1702-1

SDG No.:

Client Sample ID: MSA-MW36S-070511 | Lab Sample ID: 240-1702-1

Matrix: Water | Lab File ID: P5711014.D

Analysis Method: 8015B | Date Collected: 07/05/2011 11:30

Extraction Method: 3520C | Date Extracted: 07/07/2011 10:35

Sample wt/vol: 1050(mL) | Date Analyzed: 07/11/2011 13:40

Con. Extract Vol.: 5.00(mL) | Dilution Factor: 1

Injection Volume: 1(uL) | GC Column: RTX-5 ID: 0.53(mm)

% Moisture: | GPC Cleanup:(Y/N) N

Analysis Batch No.: 7842 | Units: ug/L

CAS NO.	COMPOUND NAME	RESULT	Q	RL	MDL
STL00141	Total Petroleum Hydrocarbons (C10-C32)	260	J B	480	230

CAS NO.	SURROGATE	%REC	Q	LIMITS
111-84-2	n-Nonane	49		10-110

1A-IN
INORGANIC ANALYSIS DATA SHEET
METALS

Client Sample ID: MSA-MW36S-070511 Lab Sample ID: 240-1702-1

Lab Name: TestAmerica Burlington Job No.: 240-1702-1

SDG ID.:

Matrix: Water Date Sampled: 07/05/2011 11:30

Reporting Basis: WET Date Received: 07/06/2011 09:45

CAS No.	Analyte	Result	RL	MDL	Units	C	Q	DIL	Method
7440-36-0	Antimony	0.18	2.0	0.073	ug/L	J	B	1	6020
7440-38-2	Arsenic	2.4	5.0	0.092	ug/L	J		1	6020
7440-39-3	Barium	33	5.0	0.42	ug/L			1	6020
7440-41-7	Beryllium	0.52	1.0	0.092	ug/L	J		1	6020
7440-43-9	Cadmium	0.13	1.0	0.046	ug/L	J		1	6020
7440-47-3	Chromium	0.87	2.0	0.11	ug/L	J		1	6020
7440-48-4	Cobalt	120	1.0	0.049	ug/L			1	6020
7440-50-8	Copper	0.54	2.0	0.23	ug/L	J		1	6020
7439-92-1	Lead	0.64	1.0	0.024	ug/L	J	B	1	6020
7439-98-7	Molybdenum	2.0	2.0	0.42	ug/L	U		1	6020
7440-02-0	Nickel	160	2.0	0.63	ug/L			1	6020
7782-49-2	Selenium	0.59	5.0	0.32	ug/L	J		1	6020
7440-22-4	Silver	1.0	1.0	0.014	ug/L	U		1	6020
7440-28-0	Thallium	0.26	2.0	0.079	ug/L	J	B	1	6020
7440-62-2	Vanadium	1.9	20	0.30	ug/L	J		1	6020
7440-66-6	Zinc	190	20	0.50	ug/L			1	6020
7439-97-6	Mercury	0.20	0.20	0.066	ug/L	U		1	7470A

1A-IN
INORGANIC ANALYSIS DATA SHEET
METALS - DISSOLVED

Client Sample ID: MSA-MW36S-070511 Lab Sample ID: 240-1702-1

Lab Name: TestAmerica Burlington Job No.: 240-1702-1

SDG ID.:

Matrix: Water Date Sampled: 07/05/2011 11:30

Reporting Basis: WET Date Received: 07/06/2011 09:45

CAS No.	Analyte	Result	RL	MDL	Units	C	Q	DIL	Method
7440-36-0	Antimony	0.16	2.0	0.073	ug/L	J	B	1	6020
7440-38-2	Arsenic	2.3	5.0	0.092	ug/L	J		1	6020
7440-39-3	Barium	33	5.0	0.42	ug/L			1	6020
7440-41-7	Beryllium	0.54	1.0	0.092	ug/L	J		1	6020
7440-43-9	Cadmium	0.095	1.0	0.046	ug/L	J		1	6020
7440-47-3	Chromium	0.94	2.0	0.11	ug/L	J	B	1	6020
7440-48-4	Cobalt	120	1.0	0.049	ug/L		B	1	6020
7440-50-8	Copper	5.1	2.0	0.23	ug/L			1	6020
7439-92-1	Lead	0.59	1.0	0.024	ug/L	J	B	1	6020
7439-95-4	Magnesium	400	1000	1.6	ug/L	J		1	6020
7439-98-7	Molybdenum	2.0	2.0	0.42	ug/L	U		1	6020
7440-02-0	Nickel	170	2.0	0.63	ug/L			1	6020
7782-49-2	Selenium	0.78	5.0	0.32	ug/L	J		1	6020
7440-22-4	Silver	1.0	1.0	0.014	ug/L	U		1	6020
7440-28-0	Thallium	0.25	2.0	0.079	ug/L	J	B	1	6020
7440-62-2	Vanadium	1.0	20	0.30	ug/L	J		1	6020
7440-66-6	Zinc	180	20	0.50	ug/L			1	6020
7439-97-6	Mercury	0.20	0.20	0.066	ug/L	U		1	7470A

TestAmerica North Canton

Client Sample ID: MSA-MW36S-070511

General Chemistry

Lot-Sample #...: G1G070481-001 Work Order #...: MKQF2 Matrix.....: WATER
Date Sampled...: 07/05/11 Date Received..: 07/07/11

PARAMETER	RESULT	RL	UNITS	METHOD	PREPARATION-ANALYSIS DATE	PREP BATCH #
Perchlorate	ND	1.0	ug/L	MCAWW 314.0	07/19/11	1201151

Dilution Factor: 1

APPENDIX C

SUPPORT DOCUMENTATION

HOLDTIM

PROJ_NO 03328

SDG	SORT	UNITS	NSAMPLE	LAB_ID	QC_TYPE	SAMP_DATE	EXTR_DATE	ANAL_DATE	SMP_EXTR	EXTR_ANL	SMP_ANL
240-1028-1	HG	MG/KG	DR-TP-A46-06	240-1028-3	NM	06/10/2011	07/01/2011	07/05/2011	21	4	25
240-1028-1	HG	MG/KG	DR-TP-A47-10	240-1028-1	NM	06/10/2011	07/01/2011	07/05/2011	21	4	25
240-1028-1	HG	MG/KG	DR-TP-A45-08	240-1028-2	NM	06/10/2011	07/01/2011	07/05/2011	21	4	25
240-1028-1	HG	MG/KG	DR-TP-A48-04	240-1028-4	NM	06/10/2011	07/01/2011	07/05/2011	21	4	25
240-1112-1	HG	MG/KG	DR-SB-34-02	240-1112-17	NM	06/14/2011	07/06/2011	07/08/2011	22	2	24
240-1112-1	HG	MG/KG	DR-SB-29-10	240-1112-8	NM	06/13/2011	07/06/2011	07/08/2011	23	2	25
240-1112-1	HG	MG/KG	DR-SB-30-02	240-1112-9	NM	06/14/2011	07/06/2011	07/08/2011	22	2	24
240-1112-1	HG	MG/KG	DR-SB-28-02	240-1112-5	NM	06/13/2011	07/06/2011	07/08/2011	23	2	25
240-1112-1	HG	MG/KG	DR-SB-28-10	240-1112-6	NM	06/13/2011	07/06/2011	07/08/2011	23	2	25
240-1112-1	HG	MG/KG	DR-SB-33-02	240-1112-15	NM	06/14/2011	07/06/2011	07/08/2011	22	2	24
240-1112-1	HG	MG/KG	DR-SB-32-12	240-1112-14	NM	06/14/2011	07/06/2011	07/08/2011	22	2	24
240-1112-1	HG	MG/KG	DR-SB-32-02	240-1112-13	NM	06/14/2011	07/06/2011	07/08/2011	22	2	24
240-1112-1	HG	MG/KG	DR-SB-27-02	240-1112-3	NM	06/13/2011	07/01/2011	07/05/2011	18	4	22
240-1112-1	HG	MG/KG	DR-SB-34-08	240-1112-18	NM	06/14/2011	07/06/2011	07/08/2011	22	2	24
240-1112-1	HG	MG/KG	DR-SB-31-02	240-1112-11	NM	06/14/2011	07/06/2011	07/08/2011	22	2	24
240-1112-1	HG	MG/KG	DR-SB-30-08	240-1112-10	NM	06/14/2011	07/06/2011	07/08/2011	22	2	24

SDG	SORT	UNITS	NSAMPLE	LAB_ID	QC_TYPE	SAMP_DATE	EXTR_DATE	ANAL_DATE	SMP_EXTR	EXTR_ANL	SMP_ANL
240-1112-1	HG	MG/KG	DR-SB-29-02	240-1112-7	NM	06/13/2011	07/06/2011	07/08/2011	23	2	25
240-1112-1	HG	MG/KG	DR-SB-35-10	240-1112-20	NM	06/14/2011	07/06/2011	07/08/2011	22	2	24
240-1112-1	HG	MG/KG	DR-SB-31-14	240-1112-12	NM	06/14/2011	07/06/2011	07/08/2011	22	2	24
240-1112-1	HG	MG/KG	DR-SB-27-10	240-1112-4	NM	06/13/2011	07/06/2011	07/08/2011	23	2	25
240-1112-1	HG	MG/KG	DR-SB-35-02	240-1112-19	NM	06/14/2011	07/06/2011	07/08/2011	22	2	24
240-1112-1	HG	MG/KG	DR-SB-33-12	240-1112-16	NM	06/14/2011	07/06/2011	07/08/2011	22	2	24
240-1112-1	HG	MG/KG	DR-SB-26-10	240-1112-2	NM	06/13/2011	07/01/2011	07/05/2011	18	4	22
240-1112-1	HG	MG/KG	DR-SB-26-02	240-1112-1	NM	06/13/2011	07/01/2011	07/05/2011	18	4	22
240-1564-1	HG	UG/L	MSA-MW-39S-062811	240-1564-1	NM	06/28/2011	07/12/2011	07/13/2011	14	1	15
240-1564-1	HG	UG/L	MSA-MW30I-062911	240-1591-2	NM	06/29/2011	07/12/2011	07/13/2011	13	1	14
240-1564-1	HG	UG/L	MSA-MW38S-062911	240-1591-1	NM	06/29/2011	07/12/2011	07/13/2011	13	1	14
240-1564-1	HG	UG/L	MSA-MW-35S-062811	240-1564-2	NM	06/28/2011	07/12/2011	07/13/2011	14	1	15
240-1564-1	HG	UG/L	MSA-MW-37S-062811	240-1564-3	NM	06/28/2011	07/12/2011	07/13/2011	14	1	15
240-1702-1	HG	UG/L	MSA-MW36S-070511	240-1702-1	NM	07/05/2011	07/14/2011	07/15/2011	9	1	10
240-1028-1	M	MG/KG	DR-TP-A48-04	240-1028-4	NM	06/10/2011	07/01/2011	07/08/2011	21	7	28
240-1028-1	M	MG/KG	DR-TP-A47-10	240-1028-1	NM	06/10/2011	07/01/2011	07/08/2011	21	7	28
240-1028-1	M	MG/KG	DR-TP-A46-06	240-1028-3	NM	06/10/2011	07/01/2011	07/08/2011	21	7	28
240-1028-1	M	MG/KG	DR-TP-A45-08	240-1028-2	NM	06/10/2011	07/01/2011	07/08/2011	21	7	28
240-1112-1	M	MG/KG	DR-SB-33-12	240-1112-16	NM	06/14/2011	07/05/2011	07/08/2011	21	3	24

SDG	SORT	UNITS	NSAMPLE	LAB_ID	QC_TYPE	SAMP_DATE	EXTR_DATE	ANAL_DATE	SMP_EXTR	EXTR_ANL	SMP_ANL
240-1112-1	M	MG/KG	DR-SB-33-12	240-1112-16	NM	06/14/2011	07/11/2011	07/14/2011	27	3	30
240-1112-1	M	MG/KG	DR-SB-27-02	240-1112-3	NM	06/13/2011	07/11/2011	07/14/2011	28	3	31
240-1112-1	M	MG/KG	DR-SB-26-10	240-1112-2	NM	06/13/2011	07/11/2011	07/14/2011	28	3	31
240-1112-1	M	MG/KG	DR-SB-26-10	240-1112-2	NM	06/13/2011	07/05/2011	07/08/2011	22	3	25
240-1112-1	M	MG/KG	DR-SB-27-02	240-1112-3	NM	06/13/2011	07/05/2011	07/08/2011	22	3	25
240-1112-1	M	MG/KG	DR-SB-29-10	240-1112-8	NM	06/13/2011	07/05/2011	07/08/2011	22	3	25
240-1112-1	M	MG/KG	DR-SB-31-14	240-1112-12	NM	06/14/2011	07/05/2011	07/08/2011	21	3	24
240-1112-1	M	MG/KG	DR-SB-31-02	240-1112-11	NM	06/14/2011	07/11/2011	07/14/2011	27	3	30
240-1112-1	M	MG/KG	DR-SB-32-02	240-1112-13	NM	06/14/2011	07/05/2011	07/08/2011	21	3	24
240-1112-1	M	MG/KG	DR-SB-31-02	240-1112-11	NM	06/14/2011	07/05/2011	07/08/2011	21	3	24
240-1112-1	M	MG/KG	DR-SB-30-08	240-1112-10	NM	06/14/2011	07/05/2011	07/08/2011	21	3	24
240-1112-1	M	MG/KG	DR-SB-32-02	240-1112-13	NM	06/14/2011	07/11/2011	07/14/2011	27	3	30
240-1112-1	M	MG/KG	DR-SB-33-02	240-1112-15	NM	06/14/2011	07/05/2011	07/08/2011	21	3	24
240-1112-1	M	MG/KG	DR-SB-30-02	240-1112-9	NM	06/14/2011	07/05/2011	07/08/2011	21	3	24
240-1112-1	M	MG/KG	DR-SB-27-10	240-1112-4	NM	06/13/2011	07/05/2011	07/08/2011	22	3	25
240-1112-1	M	MG/KG	DR-SB-32-12	240-1112-14	NM	06/14/2011	07/05/2011	07/08/2011	21	3	24
240-1112-1	M	MG/KG	DR-SB-29-02	240-1112-7	NM	06/13/2011	07/11/2011	07/15/2011	28	4	32
240-1112-1	M	MG/KG	DR-SB-29-02	240-1112-7	NM	06/13/2011	07/05/2011	07/08/2011	22	3	25
240-1112-1	M	MG/KG	DR-SB-28-10	240-1112-6	NM	06/13/2011	07/05/2011	07/08/2011	22	3	25

SDG	SORT	UNITS	NSAMPLE	LAB_ID	QC_TYPE	SAMP_DATE	EXTR_DATE	ANAL_DATE	SMP_EXTR	EXTR_ANL	SMP_ANL
240-1112-1	M	MG/KG	DR-SB-28-02	240-1112-5	NM	06/13/2011	07/11/2011	07/14/2011	28	3	31
240-1112-1	M	MG/KG	DR-SB-33-02	240-1112-15	NM	06/14/2011	07/11/2011	07/14/2011	27	3	30
240-1112-1	M	MG/KG	DR-SB-30-02	240-1112-9	NM	06/14/2011	07/11/2011	07/14/2011	27	3	30
240-1112-1	M	MG/KG	DR-SB-26-02	240-1112-1	NM	06/13/2011	07/11/2011	07/14/2011	28	3	31
240-1112-1	M	MG/KG	DR-SB-28-02	240-1112-5	NM	06/13/2011	07/05/2011	07/08/2011	22	3	25
240-1112-1	M	MG/KG	DR-SB-34-08	240-1112-18	NM	06/14/2011	07/13/2011	07/15/2011	29	2	31
240-1112-1	M	MG/KG	DR-SB-34-02	240-1112-17	NM	06/14/2011	07/11/2011	07/14/2011	27	3	30
240-1112-1	M	MG/KG	DR-SB-34-02	240-1112-17	NM	06/14/2011	07/05/2011	07/08/2011	21	3	24
240-1112-1	M	MG/KG	DR-SB-35-10	240-1112-20	NM	06/14/2011	07/13/2011	07/15/2011	29	2	31
240-1112-1	M	MG/KG	DR-SB-26-02	240-1112-1	NM	06/13/2011	07/05/2011	07/08/2011	22	3	25
240-1112-1	M	MG/KG	DR-SB-35-02	240-1112-19	NM	06/14/2011	07/13/2011	07/15/2011	29	2	31
240-1564-1	M	UG/L	MSA-MW38S-062911	240-1591-1	NM	06/29/2011	07/12/2011	08/04/2011	13	23	36
240-1564-1	M	UG/L	MSA-MW-35S-062811	240-1564-2	NM	06/28/2011	07/12/2011	08/04/2011	14	23	37
240-1564-1	M	UG/L	MSA-MW30I-062911	240-1591-2	NM	06/29/2011	07/12/2011	08/04/2011	13	23	36
240-1564-1	M	UG/L	MSA-MW-39S-062811	240-1564-1	NM	06/28/2011	07/12/2011	08/04/2011	14	23	37
240-1564-1	M	UG/L	MSA-MW-37S-062811	240-1564-3	NM	06/28/2011	07/12/2011	08/04/2011	14	23	37
240-1702-1	M	UG/L	MSA-MW36S-070511	240-1702-1	NM	07/05/2011	07/13/2011	07/30/2011	8	17	25
240-1702-1	M	UG/L	MSA-MW36S-070511	240-1702-1	NM	07/05/2011	07/13/2011	08/04/2011	8	22	30
240-1564-1	HGF	UG/L	MSA-MW-39S-062811	240-1564-1	NM	06/28/2011	07/12/2011	07/13/2011	14	1	15

SDG	SORT	UNITS	NSAMPLE	LAB_ID	QC_TYPE	SAMP_DATE	EXTR_DATE	ANAL_DATE	SMP_EXTR	EXTR_ANL	SMP_ANL
240-1564-1	HGF	UG/L	MSA-MW38S-062911	240-1591-1	NM	06/29/2011	07/12/2011	07/13/2011	13	1	14
240-1564-1	HGF	UG/L	MSA-MW-37S-062811	240-1564-3	NM	06/28/2011	07/12/2011	07/13/2011	14	1	15
240-1564-1	HGF	UG/L	MSA-MW-35S-062811	240-1564-2	NM	06/28/2011	07/12/2011	07/13/2011	14	1	15
240-1564-1	HGF	UG/L	MSA-MW30I-062911	240-1591-2	NM	06/29/2011	07/12/2011	07/13/2011	13	1	14
240-1702-1	HGF	UG/L	MSA-MW36S-070511	240-1702-1	NM	07/05/2011	07/14/2011	07/15/2011	9	1	10
240-1564-1	MF	UG/L	MSA-MW-39S-062811	240-1564-1	NM	06/28/2011	07/12/2011	08/04/2011	14	23	37
240-1564-1	MF	UG/L	MSA-MW-35S-062811	240-1564-2	NM	06/28/2011	07/12/2011	08/04/2011	14	23	37
240-1564-1	MF	UG/L	MSA-MW30I-062911	240-1591-2	NM	06/29/2011	07/13/2011	08/04/2011	14	22	36
240-1564-1	MF	UG/L	MSA-MW-37S-062811	240-1564-3	NM	06/28/2011	07/12/2011	08/04/2011	14	23	37
240-1564-1	MF	UG/L	MSA-MW38S-062911	240-1591-1	NM	06/29/2011	07/13/2011	08/04/2011	14	22	36
240-1702-1	MF	UG/L	MSA-MW36S-070511	240-1702-1	NM	07/05/2011	07/13/2011	08/04/2011	8	22	30
240-1702-1	MF	UG/L	MSA-MW36S-070511	240-1702-1	NM	07/05/2011	07/13/2011	07/30/2011	8	17	25
240-1564-1	PCL	UG/L	MSA-MW38S-062911	240-1591-1	NM	06/29/2011	07/19/2011	07/19/2011	20	0	20
240-1564-1	PCL	UG/L	MSA-MW30I-062911	240-1591-2	NM	06/29/2011	07/19/2011	07/19/2011	20	0	20
240-1564-1	PCL	UG/L	MSA-MW-35S-062811	240-1564-2	NM	06/28/2011	07/19/2011	07/19/2011	21	0	21
240-1564-1	PCL	UG/L	MSA-MW-39S-062811	240-1564-1	NM	06/28/2011	07/19/2011	07/19/2011	21	0	21
240-1564-1	PCL	UG/L	MSA-MW-37S-062811	240-1564-3	NM	06/28/2011	07/19/2011	07/19/2011	21	0	21
240-1702-1	PCL	UG/L	MSA-MW36S-070511	240-1702-1	NM	07/05/2011	07/19/2011	07/19/2011	14	0	14
240-1028-1	OS	UG/KG	DR-TP-A45-08	240-1028-2	NM	06/10/2011	06/23/2011	07/07/2011	13	14	27

SDG	SORT	UNITS	NSAMPLE	LAB_ID	QC_TYPE	SAMP_DATE	EXTR_DATE	ANAL_DATE	SMP_EXTR	EXTR_ANL	SMP_ANL
240-1028-1	OS	UG/KG	DR-TP-A47-10	240-1028-1	NM	06/10/2011	06/23/2011	07/07/2011	13	14	27
240-1028-1	OS	UG/KG	DR-TP-A48-04	240-1028-4	NM	06/10/2011	06/23/2011	07/07/2011	13	14	27
240-1028-1	OS	UG/KG	DR-TP-A46-06	240-1028-3	NM	06/10/2011	06/23/2011	07/07/2011	13	14	27
240-1112-1	OS	UG/KG	DR-SB-28-02	240-1112-5	NM	06/13/2011	06/25/2011	07/13/2011	12	18	30
240-1112-1	OS	UG/KG	DR-SB-28-10	240-1112-6	NM	06/13/2011	06/25/2011	07/18/2011	12	23	35
240-1112-1	OS	UG/KG	DR-SB-31-14	240-1112-12	NM	06/14/2011	06/25/2011	07/18/2011	11	23	34
240-1112-1	OS	UG/KG	DR-SB-33-02	240-1112-15	NM	06/14/2011	06/27/2011	07/06/2011	13	9	22
240-1112-1	OS	UG/KG	DR-SB-31-02	240-1112-11	NM	06/14/2011	06/25/2011	07/18/2011	11	23	34
240-1112-1	OS	UG/KG	DR-SB-30-08	240-1112-10	NM	06/14/2011	06/25/2011	07/18/2011	11	23	34
240-1112-1	OS	UG/KG	DR-SB-26-02	240-1112-1	NM	06/13/2011	06/24/2011	07/13/2011	11	19	30
240-1112-1	OS	UG/KG	DR-SB-27-10	240-1112-4	NM	06/13/2011	06/25/2011	07/18/2011	12	23	35
240-1112-1	OS	UG/KG	DR-SB-29-02	240-1112-7	NM	06/13/2011	06/25/2011	07/13/2011	12	18	30
240-1112-1	OS	UG/KG	DR-SB-27-02	240-1112-3	NM	06/13/2011	06/25/2011	07/13/2011	12	18	30
240-1112-1	OS	UG/KG	DR-SB-30-02	240-1112-9	NM	06/14/2011	06/25/2011	07/18/2011	11	23	34
240-1112-1	OS	UG/KG	DR-SB-29-10	240-1112-8	NM	06/13/2011	06/25/2011	07/18/2011	12	23	35
240-1112-1	OS	UG/KG	DR-SB-26-10	240-1112-2	NM	06/13/2011	06/24/2011	07/13/2011	11	19	30
240-1112-1	OS	UG/KG	DR-SB-32-12	240-1112-14	NM	06/14/2011	06/25/2011	07/18/2011	11	23	34
240-1112-1	OS	UG/KG	DR-SB-32-02	240-1112-13	NM	06/14/2011	06/25/2011	07/18/2011	11	23	34
240-1112-1	OS	UG/KG	DR-SB-33-12	240-1112-16	NM	06/14/2011	06/27/2011	07/06/2011	13	9	22

SDG	SORT	UNITS	NSAMPLE	LAB_ID	QC_TYPE	SAMP_DATE	EXTR_DATE	ANAL_DATE	SMP_EXTR	EXTR_ANL	SMP_ANL
240-1112-1	OS	UG/KG	DR-SB-34-02	240-1112-17	NM	06/14/2011	06/27/2011	07/06/2011	13	9	22
240-1112-1	OS	UG/KG	DR-SB-34-08	240-1112-18	NM	06/14/2011	06/27/2011	07/03/2011	13	6	19
240-1112-1	OS	UG/KG	DR-SB-35-02	240-1112-19	NM	06/14/2011	06/27/2011	07/03/2011	13	6	19
240-1112-1	OS	UG/KG	DR-SB-35-10	240-1112-20	NM	06/14/2011	06/27/2011	07/03/2011	13	6	19
240-1564-1	OS	UG/L	MSA-MW38S-062911	240-1591-1	NM	06/29/2011	07/01/2011	07/16/2011	2	15	17
240-1564-1	OS	UG/L	MSA-MW-39S-062811	240-1564-1	NM	06/28/2011	07/02/2011	07/17/2011	4	15	19
240-1564-1	OS	UG/L	MSA-MW-37S-062811	240-1564-3	NM	06/28/2011	07/02/2011	07/17/2011	4	15	19
240-1564-1	OS	UG/L	MSA-MW-35S-062811	240-1564-2	NM	06/28/2011	07/02/2011	07/17/2011	4	15	19
240-1564-1	OS	UG/L	MSA-MW30I-062911	240-1591-2	NM	06/29/2011	07/01/2011	07/21/2011	2	20	22
240-1702-1	OS	UG/L	MSA-MW36S-070511	240-1702-1	NM	07/05/2011	07/08/2011	07/23/2011	3	15	18
240-1028-1	OV	UG/KG	DR-TP-A45-08	240-1028-2	NM	06/11/2011	06/11/2011	06/21/2011	0	10	10
240-1028-1	OV	UG/KG	DR-TP-A46-06	240-1028-3	NM	06/11/2011	06/11/2011	06/21/2011	0	10	10
240-1028-1	OV	UG/KG	DR-TP-A47-10	240-1028-1	NM	06/11/2011	06/11/2011	06/21/2011	0	10	10
240-1028-1	OV	UG/KG	DR-TP-A48-04	240-1028-4	NM	06/11/2011	06/11/2011	06/21/2011	0	10	10
240-1112-1	OV	UG/KG	DR-SB-33-02	240-1112-15	NM	06/15/2011	06/15/2011	06/27/2011	0	12	12
240-1112-1	OV	UG/KG	DR-SB-29-10	240-1112-8	NM	06/15/2011	06/15/2011	06/27/2011	0	12	12
240-1112-1	OV	UG/KG	DR-SB-34-02	240-1112-17	NM	06/15/2011	06/15/2011	06/27/2011	0	12	12
240-1112-1	OV	UG/KG	DR-SB-27-02	240-1112-3	NM	06/15/2011	06/15/2011	06/27/2011	0	12	12
240-1112-1	OV	UG/KG	DR-SB-26-02	240-1112-1	NM	06/15/2011	06/15/2011	06/27/2011	0	12	12

SDG	SORT	UNITS	NSAMPLE	LAB_ID	QC_TYPE	SAMP_DATE	EXTR_DATE	ANAL_DATE	SMP_EXTR	EXTR_ANL	SMP_ANL
240-1112-1	OV	UG/KG	DR-SB-32-12	240-1112-14	NM	06/15/2011	06/15/2011	06/27/2011	0	12	12
240-1112-1	OV	UG/KG	DR-SB-34-08	240-1112-18	NM	06/15/2011	06/15/2011	06/27/2011	0	12	12
240-1112-1	OV	UG/KG	DR-SB-29-02	240-1112-7	NM	06/15/2011	06/15/2011	06/27/2011	0	12	12
240-1112-1	OV	UG/KG	DR-SB-30-08	240-1112-10	NM	06/15/2011	06/15/2011	06/27/2011	0	12	12
240-1112-1	OV	UG/KG	DR-SB-26-10	240-1112-2	NM	06/15/2011	06/15/2011	06/27/2011	0	12	12
240-1112-1	OV	UG/KG	DR-SB-35-02	240-1112-19	NM	06/15/2011	06/15/2011	06/27/2011	0	12	12
240-1112-1	OV	UG/KG	DR-SB-30-02	240-1112-9	NM	06/15/2011	06/15/2011	06/27/2011	0	12	12
240-1112-1	OV	UG/KG	DR-SB-31-02	240-1112-11	NM	06/15/2011	06/15/2011	06/27/2011	0	12	12
240-1112-1	OV	UG/KG	DR-SB-28-02	240-1112-5	NM	06/15/2011	06/15/2011	06/27/2011	0	12	12
240-1112-1	OV	UG/KG	DR-SB-27-10	240-1112-4	NM	06/23/2011	06/23/2011	06/27/2011	0	4	4
240-1112-1	OV	UG/KG	DR-SB-32-02	240-1112-13	NM	06/15/2011	06/15/2011	06/27/2011	0	12	12
240-1112-1	OV	UG/KG	DR-SB-33-12	240-1112-16	NM	06/15/2011	06/15/2011	06/27/2011	0	12	12
240-1112-1	OV	UG/KG	DR-SB-31-14	240-1112-12	NM	06/23/2011	06/23/2011	06/27/2011	0	4	4
240-1112-1	OV	UG/KG	DR-SB-28-10	240-1112-6	NM	06/15/2011	06/15/2011	06/27/2011	0	12	12
240-1112-1	OV	UG/KG	DR-SB-35-10	240-1112-20	NM	06/15/2011	06/15/2011	06/28/2011	0	13	13
240-1564-1	OV	UG/L	TB-062911	240-1591-3	NM	06/29/2011	07/07/2011	07/07/2011	8	0	8
240-1564-1	OV	UG/L	TB-062911	240-1591-3	TB	06/29/2011	07/07/2011	07/07/2011	8	0	8
240-1564-1	OV	UG/L	TB-062811	240-1564-4	NM	06/28/2011	07/06/2011	07/06/2011	8	0	8
240-1564-1	OV	UG/L	MSA-MW38S-062911	240-1591-1	NM	06/29/2011	07/06/2011	07/06/2011	7	0	7

SDG	SORT	UNITS	NSAMPLE	LAB_ID	QC_TYPE	SAMP_DATE	EXTR_DATE	ANAL_DATE	SMP_EXTR	EXTR_ANL	SMP_ANL
240-1564-1	OV	UG/L	MSA-MW-39S-062811	240-1564-1	NM	06/28/2011	07/06/2011	07/06/2011	8	0	8
240-1564-1	OV	UG/L	MSA-MW30I-062911	240-1591-2	NM	06/29/2011	07/06/2011	07/06/2011	7	0	7
240-1564-1	OV	UG/L	MSA-MW-37S-062811	240-1564-3	NM	06/28/2011	07/06/2011	07/06/2011	8	0	8
240-1564-1	OV	UG/L	MSA-MW-35S-062811	240-1564-2	NM	06/28/2011	07/06/2011	07/06/2011	8	0	8
240-1702-1	OV	UG/L	MSA-MW36S-070511	240-1702-1	NM	07/05/2011	07/18/2011	07/18/2011	13	0	13
240-1702-1	OV	UG/L	TB-070511	240-1702-2	NM	07/05/2011	07/12/2011	07/12/2011	7	0	7
240-1028-1	PCB	UG/KG	DR-TP-A45-08	240-1028-2	NM	06/10/2011	06/24/2011	06/28/2011	14	4	18
240-1028-1	PCB	UG/KG	DR-TP-A46-06	240-1028-3	NM	06/10/2011	06/24/2011	06/28/2011	14	4	18
240-1028-1	PCB	UG/KG	DR-TP-A47-10	240-1028-1	NM	06/10/2011	06/24/2011	06/28/2011	14	4	18
240-1028-1	PCB	UG/KG	DR-TP-A48-04	240-1028-4	NM	06/10/2011	06/24/2011	06/28/2011	14	4	18
240-1112-1	PCB	UG/KG	DR-SB-26-10	240-1112-2	NM	06/13/2011	06/24/2011	07/01/2011	11	7	18
240-1112-1	PCB	UG/KG	DR-SB-27-02	240-1112-3	NM	06/13/2011	06/24/2011	07/01/2011	11	7	18
240-1112-1	PCB	UG/KG	DR-SB-27-10	240-1112-4	NM	06/13/2011	06/24/2011	07/01/2011	11	7	18
240-1112-1	PCB	UG/KG	DR-SB-26-02	240-1112-1	NM	06/13/2011	06/24/2011	07/01/2011	11	7	18
240-1112-1	PCB	UG/KG	DR-SB-32-02	240-1112-13	NM	06/14/2011	06/24/2011	07/02/2011	10	8	18
240-1112-1	PCB	UG/KG	DR-SB-31-14	240-1112-12	NM	06/14/2011	06/24/2011	07/02/2011	10	8	18
240-1112-1	PCB	UG/KG	DR-SB-28-02	240-1112-5	NM	06/13/2011	06/24/2011	07/01/2011	11	7	18
240-1112-1	PCB	UG/KG	DR-SB-35-10	240-1112-20	NM	06/14/2011	06/24/2011	07/02/2011	10	8	18
240-1112-1	PCB	UG/KG	DR-SB-29-10	240-1112-8	NM	06/13/2011	06/24/2011	07/02/2011	11	8	19

SDG	SORT	UNITS	NSAMPLE	LAB_ID	QC_TYPE	SAMP_DATE	EXTR_DATE	ANAL_DATE	SMP_EXTR	EXTR_ANL	SMP_ANL
240-1112-1	PCB	UG/KG	DR-SB-35-02	240-1112-19	NM	06/14/2011	06/24/2011	07/02/2011	10	8	18
240-1112-1	PCB	UG/KG	DR-SB-34-08	240-1112-18	NM	06/14/2011	06/24/2011	07/02/2011	10	8	18
240-1112-1	PCB	UG/KG	DR-SB-30-08	240-1112-10	NM	06/14/2011	06/24/2011	07/02/2011	10	8	18
240-1112-1	PCB	UG/KG	DR-SB-31-02	240-1112-11	NM	06/14/2011	06/24/2011	07/02/2011	10	8	18
240-1112-1	PCB	UG/KG	DR-SB-30-02	240-1112-9	NM	06/14/2011	06/24/2011	07/02/2011	10	8	18
240-1112-1	PCB	UG/KG	DR-SB-29-02	240-1112-7	NM	06/13/2011	06/24/2011	07/02/2011	11	8	19
240-1112-1	PCB	UG/KG	DR-SB-33-12	240-1112-16	NM	06/14/2011	06/24/2011	07/02/2011	10	8	18
240-1112-1	PCB	UG/KG	DR-SB-34-02	240-1112-17	NM	06/14/2011	06/24/2011	07/02/2011	10	8	18
240-1112-1	PCB	UG/KG	DR-SB-33-02	240-1112-15	NM	06/14/2011	06/24/2011	07/02/2011	10	8	18
240-1112-1	PCB	UG/KG	DR-SB-28-10	240-1112-6	NM	06/13/2011	06/24/2011	07/02/2011	11	8	19
240-1112-1	PCB	UG/KG	DR-SB-32-12	240-1112-14	NM	06/14/2011	06/24/2011	07/02/2011	10	8	18
240-1028-1	DRO	MG/KG	DR-TP-A48-04	240-1028-4	NM	06/10/2011	06/23/2011	06/27/2011	13	4	17
240-1028-1	DRO	MG/KG	DR-TP-A47-10	240-1028-1	NM	06/10/2011	06/23/2011	06/27/2011	13	4	17
240-1028-1	DRO	MG/KG	DR-TP-A46-06	240-1028-3	NM	06/10/2011	06/23/2011	06/27/2011	13	4	17
240-1028-1	DRO	MG/KG	DR-TP-A45-08	240-1028-2	NM	06/10/2011	06/23/2011	06/27/2011	13	4	17
240-1112-1	DRO	MG/KG	DR-SB-29-02	240-1112-7	NM	06/13/2011	06/24/2011	06/28/2011	11	4	15
240-1112-1	DRO	MG/KG	DR-SB-29-10	240-1112-8	NM	06/13/2011	06/24/2011	06/27/2011	11	3	14
240-1112-1	DRO	MG/KG	DR-SB-34-08	240-1112-18	NM	06/14/2011	06/27/2011	06/30/2011	13	3	16
240-1112-1	DRO	MG/KG	DR-SB-34-02	240-1112-17	NM	06/14/2011	06/27/2011	07/01/2011	13	4	17

SDG	SORT	UNITS	NSAMPLE	LAB_ID	QC_TYPE	SAMP_DATE	EXTR_DATE	ANAL_DATE	SMP_EXTR	EXTR_ANL	SMP_ANL
240-1112-1	DRO	MG/KG	DR-SB-33-12	240-1112-16	NM	06/14/2011	06/27/2011	06/30/2011	13	3	16
240-1112-1	DRO	MG/KG	DR-SB-30-08	240-1112-10	NM	06/14/2011	06/27/2011	06/30/2011	13	3	16
240-1112-1	DRO	MG/KG	DR-SB-33-02	240-1112-15	NM	06/14/2011	06/27/2011	06/30/2011	13	3	16
240-1112-1	DRO	MG/KG	DR-SB-31-02	240-1112-11	NM	06/14/2011	06/27/2011	07/01/2011	13	4	17
240-1112-1	DRO	MG/KG	DR-SB-31-14	240-1112-12	NM	06/14/2011	06/27/2011	06/30/2011	13	3	16
240-1112-1	DRO	MG/KG	DR-SB-32-12	240-1112-14	NM	06/14/2011	06/27/2011	06/30/2011	13	3	16
240-1112-1	DRO	MG/KG	DR-SB-30-02	240-1112-9	NM	06/14/2011	06/27/2011	06/30/2011	13	3	16
240-1112-1	DRO	MG/KG	DR-SB-26-10	240-1112-2	NM	06/13/2011	06/24/2011	06/27/2011	11	3	14
240-1112-1	DRO	MG/KG	DR-SB-35-02	240-1112-19	NM	06/14/2011	06/27/2011	07/01/2011	13	4	17
240-1112-1	DRO	MG/KG	DR-SB-26-02	240-1112-1	NM	06/13/2011	06/24/2011	06/27/2011	11	3	14
240-1112-1	DRO	MG/KG	DR-SB-32-02	240-1112-13	NM	06/14/2011	06/27/2011	07/01/2011	13	4	17
240-1112-1	DRO	MG/KG	DR-SB-27-02	240-1112-3	NM	06/13/2011	06/24/2011	06/28/2011	11	4	15
240-1112-1	DRO	MG/KG	DR-SB-27-10	240-1112-4	NM	06/13/2011	06/24/2011	06/27/2011	11	3	14
240-1112-1	DRO	MG/KG	DR-SB-28-02	240-1112-5	NM	06/13/2011	06/24/2011	06/27/2011	11	3	14
240-1112-1	DRO	MG/KG	DR-SB-35-10	240-1112-20	NM	06/14/2011	06/27/2011	06/30/2011	13	3	16
240-1112-1	DRO	MG/KG	DR-SB-28-10	240-1112-6	NM	06/13/2011	06/24/2011	06/27/2011	11	3	14
240-1564-1	DRO	UG/L	MSA-MW-37S-062811	240-1564-3	NM	06/28/2011	06/30/2011	07/05/2011	2	5	7
240-1564-1	DRO	UG/L	MSA-MW30I-062911	240-1591-2	NM	06/29/2011	07/01/2011	07/05/2011	2	4	6
240-1564-1	DRO	UG/L	MSA-MW-39S-062811	240-1564-1	NM	06/28/2011	06/30/2011	07/05/2011	2	5	7

SDG	SORT	UNITS	NSAMPLE	LAB_ID	QC_TYPE	SAMP_DATE	EXTR_DATE	ANAL_DATE	SMP_EXTR	EXTR_ANL	SMP_ANL
240-1564-1	DRO	UG/L	MSA-MW38S-062911	240-1591-1	NM	06/29/2011	07/01/2011	07/05/2011	2	4	6
240-1564-1	DRO	UG/L	MSA-MW-35S-062811	240-1564-2	NM	06/28/2011	06/30/2011	07/05/2011	2	5	7
240-1702-1	DRO	UG/L	MSA-MW36S-070511	240-1702-1	NM	07/05/2011	07/07/2011	07/11/2011	2	4	6
240-1028-1	GRO	UG/KG	DR-TP-A45-08	240-1028-2	NM	06/10/2011	06/18/2011	06/18/2011	8	0	8
240-1028-1	GRO	UG/KG	DR-TP-A46-06	240-1028-3	NM	06/10/2011	06/18/2011	06/18/2011	8	0	8
240-1028-1	GRO	UG/KG	DR-TP-A47-10	240-1028-1	NM	06/10/2011	06/18/2011	06/18/2011	8	0	8
240-1028-1	GRO	UG/KG	DR-TP-A48-04	240-1028-4	NM	06/10/2011	06/18/2011	06/18/2011	8	0	8
240-1112-1	GRO	UG/KG	DR-SB-35-10	240-1112-20	NM	06/14/2011	06/23/2011	06/23/2011	9	0	9
240-1112-1	GRO	UG/KG	DR-SB-33-02	240-1112-15	NM	06/14/2011	06/23/2011	06/23/2011	9	0	9
240-1112-1	GRO	UG/KG	DR-SB-34-08	240-1112-18	NM	06/14/2011	06/23/2011	06/23/2011	9	0	9
240-1112-1	GRO	UG/KG	DR-SB-35-02	240-1112-19	NM	06/14/2011	06/23/2011	06/23/2011	9	0	9
240-1112-1	GRO	UG/KG	DR-SB-34-02	240-1112-17	NM	06/14/2011	06/23/2011	06/23/2011	9	0	9
240-1112-1	GRO	UG/KG	DR-SB-28-10	240-1112-6	NM	06/13/2011	06/22/2011	06/22/2011	9	0	9
240-1112-1	GRO	UG/KG	DR-SB-32-12	240-1112-14	NM	06/14/2011	06/23/2011	06/23/2011	9	0	9
240-1112-1	GRO	UG/KG	DR-SB-33-12	240-1112-16	NM	06/14/2011	06/23/2011	06/23/2011	9	0	9
240-1112-1	GRO	UG/KG	DR-SB-26-10	240-1112-2	NM	06/13/2011	06/22/2011	06/22/2011	9	0	9
240-1112-1	GRO	UG/KG	DR-SB-28-02	240-1112-5	NM	06/13/2011	06/22/2011	06/22/2011	9	0	9
240-1112-1	GRO	UG/KG	DR-SB-30-02	240-1112-9	NM	06/14/2011	06/23/2011	06/23/2011	9	0	9
240-1112-1	GRO	UG/KG	DR-SB-31-02	240-1112-11	NM	06/14/2011	06/23/2011	06/23/2011	9	0	9

SDG	SORT	UNITS	NSAMPLE	LAB_ID	QC_TYPE	SAMP_DATE	EXTR_DATE	ANAL_DATE	SMP_EXTR	EXTR_ANL	SMP_ANL
240-1112-1	GRO	UG/KG	DR-SB-26-02	240-1112-1	NM	06/13/2011	06/22/2011	06/22/2011	9	0	9
240-1112-1	GRO	UG/KG	DR-SB-27-10	240-1112-4	NM	06/13/2011	06/22/2011	06/22/2011	9	0	9
240-1112-1	GRO	UG/KG	DR-SB-31-14	240-1112-12	NM	06/13/2011	06/13/2011	06/22/2011	0	9	9
240-1112-1	GRO	UG/KG	DR-SB-32-02	240-1112-13	NM	06/14/2011	06/23/2011	06/23/2011	9	0	9
240-1112-1	GRO	UG/KG	DR-SB-30-08	240-1112-10	NM	06/14/2011	06/23/2011	06/23/2011	9	0	9
240-1112-1	GRO	UG/KG	DR-SB-27-02	240-1112-3	NM	06/13/2011	06/22/2011	06/22/2011	9	0	9
240-1112-1	GRO	UG/KG	DR-SB-29-10	240-1112-8	NM	06/13/2011	06/23/2011	06/23/2011	10	0	10
240-1112-1	GRO	UG/KG	DR-SB-29-02	240-1112-7	NM	06/13/2011	06/13/2011	06/22/2011	0	9	9
240-1564-1	GRO	UG/L	MSA-MW30I-062911	240-1591-2	NM	06/29/2011	07/07/2011	07/07/2011	8	0	8
240-1564-1	GRO	UG/L	MSA-MW-35S-062811	240-1564-2	NM	06/28/2011	07/04/2011	07/04/2011	6	0	6
240-1564-1	GRO	UG/L	MSA-MW38S-062911	240-1591-1	NM	06/29/2011	07/04/2011	07/04/2011	5	0	5
240-1564-1	GRO	UG/L	MSA-MW-39S-062811	240-1564-1	NM	06/28/2011	07/04/2011	07/04/2011	6	0	6
240-1564-1	GRO	UG/L	MSA-MW-37S-062811	240-1564-3	NM	06/28/2011	07/04/2011	07/04/2011	6	0	6
240-1702-1	GRO	UG/L	MSA-MW36S-070511	240-1702-1	NM	07/05/2011	07/14/2011	07/14/2011	9	0	9
240-1028-1	TPH	MG/KG	DR-TP-A48-04	240-1028-4	NM	06/10/2011	06/23/2011	06/27/2011	13	4	17
240-1028-1	TPH	MG/KG	DR-TP-A47-10	240-1028-1	NM	06/10/2011	06/23/2011	06/27/2011	13	4	17
240-1028-1	TPH	MG/KG	DR-TP-A45-08	240-1028-2	NM	06/10/2011	06/23/2011	06/27/2011	13	4	17
240-1028-1	TPH	MG/KG	DR-TP-A46-06	240-1028-3	NM	06/10/2011	06/23/2011	06/27/2011	13	4	17
240-1112-1	TPH	MG/KG	DR-SB-35-02	240-1112-19	NM	06/14/2011	06/27/2011	07/01/2011	13	4	17

SDG	SORT	UNITS	NSAMPLE	LAB_ID	QC_TYPE	SAMP_DATE	EXTR_DATE	ANAL_DATE	SMP_EXTR	EXTR_ANL	SMP_ANL
240-1112-1	TPH	MG/KG	DR-SB-28-02	240-1112-5	NM	06/13/2011	06/24/2011	06/27/2011	11	3	14
240-1112-1	TPH	MG/KG	DR-SB-35-10	240-1112-20	NM	06/14/2011	06/27/2011	06/30/2011	13	3	16
240-1112-1	TPH	MG/KG	DR-SB-26-02	240-1112-1	NM	06/13/2011	06/24/2011	06/27/2011	11	3	14
240-1112-1	TPH	MG/KG	DR-SB-27-02	240-1112-3	NM	06/13/2011	06/24/2011	06/28/2011	11	4	15
240-1112-1	TPH	MG/KG	DR-SB-32-02	240-1112-13	NM	06/14/2011	06/27/2011	07/01/2011	13	4	17
240-1112-1	TPH	MG/KG	DR-SB-26-10	240-1112-2	NM	06/13/2011	06/24/2011	06/27/2011	11	3	14
240-1112-1	TPH	MG/KG	DR-SB-27-10	240-1112-4	NM	06/13/2011	06/24/2011	06/27/2011	11	3	14
240-1112-1	TPH	MG/KG	DR-SB-34-02	240-1112-17	NM	06/14/2011	06/27/2011	07/01/2011	13	4	17
240-1112-1	TPH	MG/KG	DR-SB-30-08	240-1112-10	NM	06/14/2011	06/27/2011	06/30/2011	13	3	16
240-1112-1	TPH	MG/KG	DR-SB-33-12	240-1112-16	NM	06/14/2011	06/27/2011	06/30/2011	13	3	16
240-1112-1	TPH	MG/KG	DR-SB-31-02	240-1112-11	NM	06/14/2011	06/27/2011	07/01/2011	13	4	17
240-1112-1	TPH	MG/KG	DR-SB-29-10	240-1112-8	NM	06/13/2011	06/24/2011	06/27/2011	11	3	14
240-1112-1	TPH	MG/KG	DR-SB-33-02	240-1112-15	NM	06/14/2011	06/27/2011	06/30/2011	13	3	16
240-1112-1	TPH	MG/KG	DR-SB-32-12	240-1112-14	NM	06/14/2011	06/27/2011	06/30/2011	13	3	16
240-1112-1	TPH	MG/KG	DR-SB-30-02	240-1112-9	NM	06/14/2011	06/27/2011	06/30/2011	13	3	16
240-1112-1	TPH	MG/KG	DR-SB-31-14	240-1112-12	NM	06/14/2011	06/27/2011	06/30/2011	13	3	16
240-1112-1	TPH	MG/KG	DR-SB-29-02	240-1112-7	NM	06/13/2011	06/24/2011	06/28/2011	11	4	15
240-1112-1	TPH	MG/KG	DR-SB-28-10	240-1112-6	NM	06/13/2011	06/24/2011	06/27/2011	11	3	14
240-1112-1	TPH	MG/KG	DR-SB-34-08	240-1112-18	NM	06/14/2011	06/27/2011	06/30/2011	13	3	16

SDG	SORT	UNITS	NSAMPLE	LAB_ID	QC_TYPE	SAMP_DATE	EXTR_DATE	ANAL_DATE	SMP_EXTR	EXTR_ANL	SMP_ANL
240-1028-1	TPH	UG/KG	DR-TP-A48-04	240-1028-4	NM	06/10/2011	06/18/2011	06/18/2011	8	0	8
240-1028-1	TPH	UG/KG	DR-TP-A45-08	240-1028-2	NM	06/10/2011	06/18/2011	06/18/2011	8	0	8
240-1028-1	TPH	UG/KG	DR-TP-A47-10	240-1028-1	NM	06/10/2011	06/18/2011	06/18/2011	8	0	8
240-1028-1	TPH	UG/KG	DR-TP-A46-06	240-1028-3	NM	06/10/2011	06/18/2011	06/18/2011	8	0	8
240-1112-1	TPH	UG/KG	DR-SB-31-14	240-1112-12	NM	06/13/2011	06/13/2011	06/22/2011	0	9	9
240-1112-1	TPH	UG/KG	DR-SB-28-10	240-1112-6	NM	06/13/2011	06/22/2011	06/22/2011	9	0	9
240-1112-1	TPH	UG/KG	DR-SB-26-10	240-1112-2	NM	06/13/2011	06/22/2011	06/22/2011	9	0	9
240-1112-1	TPH	UG/KG	DR-SB-27-02	240-1112-3	NM	06/13/2011	06/22/2011	06/22/2011	9	0	9
240-1112-1	TPH	UG/KG	DR-SB-33-12	240-1112-16	NM	06/14/2011	06/23/2011	06/23/2011	9	0	9
240-1112-1	TPH	UG/KG	DR-SB-29-02	240-1112-7	NM	06/13/2011	06/13/2011	06/22/2011	0	9	9
240-1112-1	TPH	UG/KG	DR-SB-35-10	240-1112-20	NM	06/14/2011	06/23/2011	06/23/2011	9	0	9
240-1112-1	TPH	UG/KG	DR-SB-34-08	240-1112-18	NM	06/14/2011	06/23/2011	06/23/2011	9	0	9
240-1112-1	TPH	UG/KG	DR-SB-32-12	240-1112-14	NM	06/14/2011	06/23/2011	06/23/2011	9	0	9
240-1112-1	TPH	UG/KG	DR-SB-35-02	240-1112-19	NM	06/14/2011	06/23/2011	06/23/2011	9	0	9
240-1112-1	TPH	UG/KG	DR-SB-30-08	240-1112-10	NM	06/14/2011	06/23/2011	06/23/2011	9	0	9
240-1112-1	TPH	UG/KG	DR-SB-32-02	240-1112-13	NM	06/14/2011	06/23/2011	06/23/2011	9	0	9
240-1112-1	TPH	UG/KG	DR-SB-30-02	240-1112-9	NM	06/14/2011	06/23/2011	06/23/2011	9	0	9
240-1112-1	TPH	UG/KG	DR-SB-33-02	240-1112-15	NM	06/14/2011	06/23/2011	06/23/2011	9	0	9
240-1112-1	TPH	UG/KG	DR-SB-26-02	240-1112-1	NM	06/13/2011	06/22/2011	06/22/2011	9	0	9

SDG	SORT	UNITS	NSAMPLE	LAB_ID	QC_TYPE	SAMP_DATE	EXTR_DATE	ANAL_DATE	SMP_EXTR	EXTR_ANL	SMP_ANL
240-1112-1	TPH	UG/KG	DR-SB-29-10	240-1112-8	NM	06/13/2011	06/23/2011	06/23/2011	10	0	10
240-1112-1	TPH	UG/KG	DR-SB-31-02	240-1112-11	NM	06/14/2011	06/23/2011	06/23/2011	9	0	9
240-1112-1	TPH	UG/KG	DR-SB-27-10	240-1112-4	NM	06/13/2011	06/22/2011	06/22/2011	9	0	9
240-1112-1	TPH	UG/KG	DR-SB-34-02	240-1112-17	NM	06/14/2011	06/23/2011	06/23/2011	9	0	9
240-1112-1	TPH	UG/KG	DR-SB-28-02	240-1112-5	NM	06/13/2011	06/22/2011	06/22/2011	9	0	9
240-1564-1	TPH	UG/L	MSA-MW-39S-062811	240-1564-1	NM	06/28/2011	06/30/2011	07/05/2011	2	5	7
240-1564-1	TPH	UG/L	MSA-MW-39S-062811	240-1564-1	NM	06/28/2011	07/04/2011	07/04/2011	6	0	6
240-1564-1	TPH	UG/L	MSA-MW38S-062911	240-1591-1	NM	06/29/2011	07/04/2011	07/04/2011	5	0	5
240-1564-1	TPH	UG/L	MSA-MW38S-062911	240-1591-1	NM	06/29/2011	07/01/2011	07/05/2011	2	4	6
240-1564-1	TPH	UG/L	MSA-MW-35S-062811	240-1564-2	NM	06/28/2011	07/04/2011	07/04/2011	6	0	6
240-1564-1	TPH	UG/L	MSA-MW-37S-062811	240-1564-3	NM	06/28/2011	07/04/2011	07/04/2011	6	0	6
240-1564-1	TPH	UG/L	MSA-MW-35S-062811	240-1564-2	NM	06/28/2011	06/30/2011	07/05/2011	2	5	7
240-1564-1	TPH	UG/L	MSA-MW30I-062911	240-1591-2	NM	06/29/2011	07/07/2011	07/07/2011	8	0	8
240-1564-1	TPH	UG/L	MSA-MW-37S-062811	240-1564-3	NM	06/28/2011	06/30/2011	07/05/2011	2	5	7
240-1564-1	TPH	UG/L	MSA-MW30I-062911	240-1591-2	NM	06/29/2011	07/01/2011	07/05/2011	2	4	6
240-1702-1	TPH	UG/L	MSA-MW36S-070511	240-1702-1	NM	07/05/2011	07/07/2011	07/11/2011	2	4	6
240-1702-1	TPH	UG/L	MSA-MW36S-070511	240-1702-1	NM	07/05/2011	07/14/2011	07/14/2011	9	0	9
240-1028-1	OV	UG/KG	DR-TP-A48-04	240-1028-4	NM	06/11/2011	06/11/2011	06/21/2011	0	10	10
240-1028-1	OV	UG/KG	DR-TP-A47-10	240-1028-1	NM	06/11/2011	06/11/2011	06/21/2011	0	10	10

SDG	SORT	UNITS	NSAMPLE	LAB_ID	QC_TYPE	SAMP_DATE	EXTR_DATE	ANAL_DATE	SMP_EXTR	EXTR_ANL	SMP_ANL
240-1112-1	OV	UG/KG	DR-SB-32-02	240-1112-13	NM	06/15/2011	06/15/2011	06/27/2011	0	12	12
240-1112-1	OV	UG/KG	DR-SB-33-02	240-1112-15	NM	06/15/2011	06/15/2011	06/27/2011	0	12	12
240-1112-1	OV	UG/KG	DR-SB-31-14	240-1112-12	NM	06/23/2011	06/23/2011	06/27/2011	0	4	4
240-1112-1	OV	UG/KG	DR-SB-30-02	240-1112-9	NM	06/15/2011	06/15/2011	06/27/2011	0	12	12
240-1112-1	OV	UG/KG	DR-SB-33-12	240-1112-16	NM	06/15/2011	06/15/2011	06/27/2011	0	12	12
240-1112-1	OV	UG/KG	DR-SB-31-02	240-1112-11	NM	06/15/2011	06/15/2011	06/27/2011	0	12	12
240-1112-1	OV	UG/KG	DR-SB-27-10	240-1112-4	NM	06/23/2011	06/23/2011	06/27/2011	0	4	4
240-1112-1	OV	UG/KG	DR-SB-35-10	240-1112-20	NM	06/15/2011	06/15/2011	06/28/2011	0	13	13
240-1112-1	OV	UG/KG	DR-SB-34-02	240-1112-17	NM	06/15/2011	06/15/2011	06/27/2011	0	12	12
240-1112-1	OV	UG/KG	DR-SB-35-02	240-1112-19	NM	06/15/2011	06/15/2011	06/27/2011	0	12	12
240-1112-1	OV	UG/KG	DR-SB-27-02	240-1112-3	NM	06/15/2011	06/15/2011	06/27/2011	0	12	12
240-1564-1	OV	UG/L	MSA-MW-39S-062811	240-1564-1	NM	06/28/2011	07/06/2011	07/06/2011	8	0	8
240-1564-1	OV	UG/L	MSA-MW-35S-062811	240-1564-2	NM	06/28/2011	07/06/2011	07/06/2011	8	0	8
240-1564-1	OV	UG/L	TB-062811	240-1564-4	NM	06/28/2011	07/06/2011	07/06/2011	8	0	8
240-1702-1	OV	UG/L	TB-070511	240-1702-2	NM	07/05/2011	07/12/2011	07/12/2011	7	0	7
240-1702-1	OV	UG/L	MSA-MW36S-070511	240-1702-1	NM	07/05/2011	07/18/2011	07/18/2011	13	0	13

Chain of Custody Record

TestAmerica
THE LEADER IN ENVIRONMENTAL TESTING

TestAmerica Laboratory location: _____
Regulatory program: ☐ DW ☐ NPDES ☐ RCRA ☐ Other _____

TestAmerica Laboratories, Inc.

Client Contact				
Company Name: Tetra Tech	Client Project Manager: Dev Nurali	Site Contact: Stu Cameron	Lab Contact: Pat O'Meara	COC No: 009862
Address: 20251 Century Blvd Ste 460	Telephone: (301)528-5552	Telephone: (703)342-8889	Telephone: (330)497-9396	1 of 1 COCs
City/State/Zip: Germantown MD 20874	Email: Dev.Nurali@TetraTech.com	Analysis Turnaround Time (in BUS days)	Analyses	For lab use only
Phone: (301)528-5552		TAT if different from below: ☐ 3 weeks ☐ 2 weeks ☐ 1 week ☐ 2 days ☐ 1 day		Walk-in client: ☐ Lab pickup: ☐ Lab sampling: ☐
Project Name: Compass Rose + Runway Invest.	Method of Shipment/Carrier:			Job/SDG No.:
Project Number: 112ICU3328-08	Shipping/Tracking No:			
PO#				

Sample Identification	Sample Date	Sample Time	Matrix: Air	Aqueous	Sediment	Solid	Other:	Containers & Preservatives: H2SO4	HNO3	HCl	NaOH	ZnAc/NaOH	Unpres	Other:	Filtered Sample (Y/N)	Composite=C / Grab=G	VOCs	Total Metals	Dissolved Metals	SVOCs + 1,4-Dioxane	TPH-GRO	TPH-DRO	Perchlorate	Sample Specific Notes / Special Instructions:
MSA-MW36S-070511	7/5/11	1130		X				2	2	5			3			G	X	X	X	X	X	X	X	
TB-070511				X						2							X							

Possible Hazard Identification
☒ Non-Hazard ☐ Flammable ☐ Skin Irritant ☐ Poison B ☐ Unknown

Sample Disposal (A fee may be assessed if samples are retained longer than 1 month)
☐ Return to Client ☒ Disposal By Lab ☐ Archive For _____ Months

Special Instructions/QC Requirements & Comments:

Relinquished by:	Company:	Date/Time:	Received by:	Company:	Date/Time:
	Tetra Tech	7/5/11 - 1235		TestAmerica	7-5-2011/1235
Relinquished by:	Company:	Date/Time:	Received by:	Company:	Date/Time:
	TestAmerica	7-5-2011/1330			
Relinquished by:	Company:	Date/Time:	Received in Laboratory by:	Company:	Date/Time:
				TAL	7-6-11 0945

©2008, TestAmerica Laboratories, Inc. All rights reserved.
TestAmerica & Design ™ are trademarks of TestAmerica Laboratories, Inc.

TAL 0018-1 (04/10)

TestAmerica Cooler Receipt Form/Narrative **Lot Number:**_____
North Canton Facility

Client Tetra Tech Project Compass Rose By: (Signature)
Cooler Received on 7-6-11 Opened on 7-6-11
FedEx ☑ UPS ☐ DHL ☐ FAS ☐ Stetson ☐ Client Drop Off ☐ TestAmerica Courier ☐ Other_____
TestAmerica Cooler # _____ Multiple Coolers ☐ Foam Box ☐ Client Cooler ☑ Other _____

1. Were custody seals on the outside of the cooler(s)? Yes ☑ No ☐ Intact? Yes ☑ No ☐ NA ☐
   If YES, Quantity_____ Quantity Unsalvageable_____
   Were custody seals on the outside of cooler(s) signed and dated? Yes ☑ No ☐ NA ☐
   Were custody seals on the bottle(s)? Yes ☐ No ☑
   If YES, are there any exceptions? _____
2. Shippers' packing slip attached to the cooler(s)? Yes ☑ No ☐
3. Did custody papers accompany the sample(s)? Yes ☑ No ☐ Relinquished by client? Yes ☑ No ☐
4. Were the custody papers signed in the appropriate place? Yes ☑ No ☐
5. Packing material used: Bubble Wrap ☑ Foam ☐ None ☐ Other _____
6. Cooler temperature upon receipt 2-3 °C See back of form for multiple coolers/temps ☐
   METHOD: IR ☑ Other ☐ _____
   COOLANT: Wet Ice ☑ Blue Ice ☐ Dry Ice ☐ Water ☐ None ☐
7. Did all bottles arrive in good condition (Unbroken)? Yes ☑ No ☐
8. Could all bottle labels be reconciled with the COC? Yes ☑ No ☐
9. Were sample(s) at the correct pH upon receipt? Yes ☑ No ☐ NA ☐
10. Were correct bottle(s) used for the test(s) indicated? Yes ☑ No ☐
11. Were air bubbles >6 mm in any VOA vials? Yes ☐ No ☑ NA ☐
12. Sufficient quantity received to perform indicated analyses? Yes ☑ No ☐
13. Was a trip blank present in the cooler(s)? Yes ☑ No ☐ Were VOAs on the COC? Yes ☑ No ☐

Contacted PM _____ Date _____ by _____ via Verbal ☐ Voice Mail ☐ Other ☐
Concerning _____

14. CHAIN OF CUSTODY

The following discrepancies occurred:

15. SAMPLE CONDITION

Sample(s)_____ were received after the recommended holding time had expired.
Sample(s)_____ were received in a broken container.
Sample(s)_____ were received with bubble >6 mm in diameter. (Notify PM)

16. SAMPLE PRESERVATION

Sample(s) _____ were further preserved in Sample Receiving to meet recommended pH level(s). *Nitric Acid Lot#* 100110-HNO_3; *Sulfuric Acid Lot#* 110410-H_2SO_4; *Sodium Hydroxide Lot#* 100108 -*NaOH; Hydrochloric Acid Lot#* 092006-*HCl; Sodium Hydroxide and Zinc Acetate Lot#* 100108-$(CH_3COO)_2ZN$/*NaOH*. What time was preservative added to sample(s)? _____

Client ID	pH	Date	Initials
MW36S	≤2 ≤2 ≤2 ≤2 ≤2	7-6-11	MS

TestAmerica Cooler Receipt Form/Narrative
North Canton Facility

Client ID	pH	Date	Initials

Login Sample Receipt Checklist

Client: Tetra Tech NUS Inc

Job Number: 240-1702-1

Login Number: 1702
List Number: 1
Creator: Sutek, Nick

List Source: TestAmerica North Canton

Question	Answer	Comment
Radioactivity either was not measured or, if measured, is at or below background	N/A	
The cooler's custody seal, if present, is intact.	True	
The cooler or samples do not appear to have been compromised or tampered with.	True	
Samples were received on ice.	True	
Cooler Temperature is acceptable.	True	
Cooler Temperature is recorded.	True	2.3
COC is present.	True	
COC is filled out in ink and legible.	True	
COC is filled out with all pertinent information.	True	
Is the Field Sampler's name present on COC?	True	
There are no discrepancies between the sample IDs on the containers and the COC.	True	
Samples are received within Holding Time.	True	
Sample containers have legible labels.	True	
Containers are not broken or leaking.	True	
Sample collection date/times are provided.	True	
Appropriate sample containers are used.	True	
Sample bottles are completely filled.	True	
Sample Preservation Verified.	True	
There is sufficient vol. for all requested analyses, incl. any requested MS/MSDs	True	
VOA sample vials do not have headspace or bubble is <6mm (1/4") in diameter.	True	
Multiphasic samples are not present.	True	
Samples do not require splitting or compositing.	True	
Residual Chlorine Checked.	N/A	

Login Sample Receipt Checklist

Client: Tetra Tech NUS Inc

Job Number: 240-1702-1

Login Number: 1702
List Number: 1
Creator: Marion, Greg T

List Source: TestAmerica Burlington
List Creation: 07/07/11 03:35 PM

Question	Answer	Comment
Radioactivity either was not measured or, if measured, is at or below background	N/A	Lab does not accept radioactive samples.
The cooler's custody seal, if present, is intact.	True	939995
The cooler or samples do not appear to have been compromised or tampered with.	True	
Samples were received on ice.	True	
Cooler Temperature is acceptable.	True	
Cooler Temperature is recorded.	True	2.8°C IR GUN ID 96/CF=0
COC is present.	True	
COC is filled out in ink and legible.	True	
COC is filled out with all pertinent information.	True	
Is the Field Sampler's name present on COC?	N/A	Received project as a subcontract.
There are no discrepancies between the sample IDs on the containers and the COC.	True	
Samples are received within Holding Time.	True	
Sample containers have legible labels.	True	
Containers are not broken or leaking.	True	
Sample collection date/times are provided.	True	
Appropriate sample containers are used.	True	
Sample bottles are completely filled.	True	
Sample Preservation Verified.	True	
There is sufficient vol. for all requested analyses, incl. any requested MS/MSDs	True	
VOA sample vials do not have headspace or bubble is <6mm (1/4") in diameter.	N/A	
Multiphasic samples are not present.	N/A	
Samples do not require splitting or compositing.	N/A	
Residual Chlorine Checked.	N/A	Check done at department level as required.

CASE NARRATIVE

Client: Tetra Tech NUS Inc

Project: MSA Compass Rose Investigation 2011

Report Number: 240-1702-1

With the exceptions noted as flags or footnotes, standard analytical protocols were followed in the analysis of the samples and no problems were encountered or anomalies observed. In addition all laboratory quality control samples were within established control limits, with any exceptions noted below. Each sample was analyzed to achieve the lowest possible reporting limit within the constraints of the method. In some cases, due to interference or analytes present at high concentrations, samples were diluted. For diluted samples, the reporting limits are adjusted relative to the dilution required.

TestAmerica North Canton attests to the validity of the laboratory data generated by TestAmerica facilities reported herein. All analyses performed by TestAmerica facilities were done using established laboratory SOPs that incorporate QA/QC procedures described in the application methods. TestAmerica's operations groups have reviewed the data for compliance with the laboratory QA/QC plan, and data have been found to be compliant with laboratory protocols unless otherwise noted below.

The test results in this report meet all NELAP requirements for parameters for which accreditation is required or available. Any exceptions to NELAP requirements are noted in this report. Pursuant to NELAP, this report may not be reproduced, except in full, without the written approval of the laboratory.

Calculations are performed before rounding to avoid round-off errors in calculated results.

All holding times were met and proper preservation noted for the methods performed on these samples, unless otherwise detailed in the individual sections below.

All solid sample results are reported on an "as received" basis unless otherwise indicated by the presence of a % solids value in the method header.

This laboratory report is confidential and is intended for the sole use of TestAmerica and its client.

RECEIPT

The samples were received on 07/06/2011; the samples arrived in good condition, properly preserved and on ice. The temperature of the coolers at receipt was 2.3 C.

Multiple TestAmerica laboratories were used to support this project. Narrative for TestAmerica West Sacramento (Perchlorate) is provided in the lab's report in the Subcontract section of this report. TestAmerica Burlington's narrative for ICP/MS Metals is incorporated herein. See the Method Summary for additional information.

VOLATILE ORGANIC COMPOUNDS (GC-MS) 8260B

Sample TB-070511 (240-1702-2) was analyzed for volatile organic compounds (GC-MS) in accordance with EPA SW-846 Method 8260B. The samples were analyzed on 07/12/2011.

No other difficulties were encountered during the volatiles analysis. All other quality control parameters were within the acceptance limits.

VOLATILE ORGANIC COMPOUNDS (GC-MS) 8260C

Sample MSA-MW36S-070511 (240-1702-1) was analyzed for volatile organic compounds (GC-MS) in accordance with EPA Method 8260C. The sample was analyzed on 07/18/2011.

1,2,3-Trichlorobenzene, Hexachlorobutadiene and Naphthalene were detected in method blank MB 240-8819/5 at levels that were above the method detection limit but below the reporting limit. The values should be considered estimates, and have been flagged "J". If the associated sample reported a result above the MDL and/or RL, the result has been "B" flagged.

1,2-Dibromoethane and 4-Methyl-2-pentanone failed the recovery criteria high for LCS 240-8819/4.

2-Chloroethyl vinyl ether failed the recovery criteria low for the MS/MSD of sample MSA-MW36S-070511MS/MSD (240-1702-1) in batch 240-8819.

Refer to the QC report for details.

No other difficulties were encountered during the volatiles analysis. All other quality control parameters were within the acceptance limits.

SEMIVOLATILE ORGANIC COMPOUNDS 8270D

Sample MSA-MW36S-070511 (240-1702-1) was analyzed for 8270D in accordance with EPA SW 8270D. The sample was analyzed on 07/23/2011.

No difficulties were encountered during the semivolatiles analysis. All quality control parameters were within the acceptance limits.

GAS RANGE ORGANICS

Sample MSA-MW36S-070511 (240-1702-1) was analyzed for gas range organics in accordance with EPA SW-846 Method 8015B - GRO. The sample was analyzed on 07/14/2011.

Total Petroleum Hydrocarbons (C6-C10) was detected in method blank MB 240-8380/10 at a level exceeding the reporting limit. If the associated sample reported a result above the MDL and/or RL, the result has been "B" flagged. Refer to the QC report for details.

The continuing calibration verification (CCV) was recovered above the upper control limit. The affected analytes were not detected in the associated sample ; therefore, the data have been reported. The associated sample was MSA-MW36S-070511 (240-1702-1)

The reference method requires a continuing calibration verification (CCV) to be analyzed every 12 hours. The closing CCV associated with sample MSA-MW36S-070511 (240-1702-1) was analyzed approximately 7 hours outside this method-defined frequency. Because the analytical holding time was expired when the non-conformance was identified, the affected sample was not re-analyzed, and the results have been reported.

No other difficulties were encountered during the GRO analysis. All other quality control parameters were within the acceptance limits.

DIESEL RANGE ORGANICS (DRO)

Sample MSA-MW36S-070511 (240-1702-1) was analyzed for Diesel Range Organics (DRO) in accordance with EPA Method 8015B. The sample was analyzed on 07/11/2011.

Surrogates are added during the extraction process prior to dilution. When the sample dilution is 5X or greater, surrogate recoveries are diluted out and no corrective action is required.

Total Petroleum Hydrocarbons (C10-C32) was detected in method blank MB 240-7500/3-A at a level that was above the method detection limit but below the reporting limit. The value should be considered an estimate, and has been flagged "J". If the associated sample reported a result above the MDL and/or RL, the result has been "B" flagged. Refer to the QC report for details.

There was no client requested matrix spike/matrix spike duplicate (MS/MSD) for batch 7500.

No other difficulties were encountered during the Diesel Range Organics (DRO) analysis. All other quality control parameters were within the acceptance limits.

DISSOLVED METALS (ICPMS)

Sample MSA-MW36S-070511 (240-1702-1) was analyzed for metals (ICPMS) in accordance with EPA SW-846 Method 6020. The sample was analyzed on 07/30/2011 and 08/04/2011.

No difficulties were encountered during the metals analysis. All quality control parameters were within the acceptance limits.

TOTAL METALS (ICPMS)

Sample MSA-MW36S-070511 (240-1702-1) was analyzed for total metals (ICPMS) in accordance with EPA SW-846 Method 6020. The sample was analyzed on 07/30/2011 and 08/04/2011.

Several analytes were detected in method blank MB 200-21413/1-A at levels that were above the method detection limit but below the reporting limit. The values should be considered estimates, and have been flagged "J". If the associated sample reported a result above the MDL and/or RL, the result has been "B" flagged. Refer to the QC report for details.

The serial dilution performed for the following sample was outside control limits for Zn: MSA-MW36S-070511 (240-1702-1 SD)

No other difficulties were encountered during the metals analysis. All other quality control parameters were within the acceptance limits.

DISSOLVED MERCURY (CVAA)

Sample MSA-MW36S-070511 (240-1702-1) was analyzed for dissolved mercury (CVAA) in accordance with EPA SW-846 Methods 7470A. The sample was analyzed on 07/15/2011.

No difficulties were encountered during the mercury analysis. All quality control parameters were within the acceptance limits.

TOTAL MERCURY

Sample MSA-MW36S-070511 (240-1702-1) was analyzed for total mercury in accordance with EPA SW-846 Methods 7470A. The sample was analyzed on 07/15/2011.

No difficulties were encountered during the mercury analysis. All quality control parameters were within the acceptance limits.

GC/MS SEMI VOA MANUAL INTEGRATION SUMMARY

Lab Name: TestAmerica North Canton Job No.: 240-1702-1

SDG No.:

Instrument ID: A4HP9 Analysis Batch Number: 9362

Lab Sample ID: STD3 240-9362/4 IC Client Sample ID:

Date Analyzed: 07/21/11 12:30 Lab File ID: 9SML0721.D GC Column: RXI-5SILMS ID: 0.45(mm)

COMPOUND NAME	RETENTION TIME	MANUAL INTEGRATION		
		REASON	ANALYST	DATE
Dibenzo(a,h)anthracene	11.75	Poor Chromatography	ulmanm	07/22/11 08:12

Lab Sample ID: STD2 240-9362/5 IC Client Sample ID:

Date Analyzed: 07/21/11 12:49 Lab File ID: 9SL0721.D GC Column: RXI-5SILMS ID: 0.45(mm)

COMPOUND NAME	RETENTION TIME	MANUAL INTEGRATION		
		REASON	ANALYST	DATE
Benzoic acid	4.44	Tailing or Fronting	ulmanm	07/22/11 08:16
Benzidine	8.04	Tailing or Fronting	ulmanm	07/22/11 08:16
3,3'-Dimethoxybenzidine	8.96	Tailing or Fronting	ulmanm	07/22/11 08:16
Benzo[g,h,i]perylene	12.18	Tailing or Fronting	ulmanm	07/22/11 08:16

Lab Sample ID: STD1 240-9362/6 IC Client Sample ID:

Date Analyzed: 07/21/11 13:08 Lab File ID: 9SLL0721.D GC Column: RXI-5SILMS ID: 0.45(mm)

COMPOUND NAME	RETENTION TIME	MANUAL INTEGRATION		
		REASON	ANALYST	DATE
Dibenzo(a,h)anthracene	11.75	Poor Chromatography	ulmanm	07/22/11 08:17
Benzo[g,h,i]perylene	12.16	Poor Chromatography	ulmanm	07/22/11 08:17

GASOLINE RANGE ORGANICS MANUAL INTEGRATION SUMMARY

Lab Name: TestAmerica North Canton Job No.: 240-1702-1

SDG No.:

Instrument ID: AFID Analysis Batch Number: 8380

Lab Sample ID: STD4 240-8380/6 ICRT Client Sample ID:

Date Analyzed: 07/14/11 11:52 Lab File ID: AF071406.D GC Column: RTX-VRX ID: 0.45(mm)

COMPOUND NAME	RETENTION TIME	MANUAL INTEGRATION		
		REASON	ANALYST	DATE
Trifluorotoluene (Surr)	9.76	Baseline Event	bolgrind	07/14/11 13:30

Lab Sample ID: STD5 240-8380/7 IC Client Sample ID:

Date Analyzed: 07/14/11 12:24 Lab File ID: AF071407.D GC Column: RTX-VRX ID: 0.45(mm)

COMPOUND NAME	RETENTION TIME	MANUAL INTEGRATION		
		REASON	ANALYST	DATE
Trifluorotoluene (Surr)	9.77	Baseline Event	bolgrind	07/20/11 14:40

Lab Sample ID: STD6 240-8380/8 IC Client Sample ID:

Date Analyzed: 07/14/11 12:55 Lab File ID: AF071408.D GC Column: RTX-VRX ID: 0.45(mm)

COMPOUND NAME	RETENTION TIME	MANUAL INTEGRATION		
		REASON	ANALYST	DATE
Trifluorotoluene (Surr)	9.77	Baseline Event	bolgrind	07/20/11 14:40

SAMPLE SUMMARY

Client: Tetra Tech NUS Inc

Job Number: 240-1702-1

Lab Sample ID	Client Sample ID	Client Matrix	Date/Time Sampled	Date/Time Received
240-1702-1	MSA-MW36S-070511	Water	07/05/2011 1130	07/06/2011 0945
240-1702-2	TB-070511	Water	07/05/2011 0000	07/06/2011 0945

DATA REPORTING QUALIFIERS

Client: Tetra Tech NUS Inc

Job Number: 240-1702-1

Lab Section	Qualifier	Description
GC/MS VOA		
	B	Compound was found in the blank and sample.
	J	Indicates an Estimated Value for TICs
	U	Indicates the analyte was analyzed for but not detected.
	*	LCS or LCSD exceeds the control limits
	F	MS or MSD exceeds the control limits
	T	Result is a tentatively identified compound (TIC) and an estimated value.
	J	Result is less than the RL but greater than or equal to the MDL and the concentration is an approximate value.
	N	This flag indicates the presumptive evidence of a compound.
GC/MS Semi VOA		
	U	Indicates the analyte was analyzed for but not detected.
	J	Result is less than the RL but greater than or equal to the MDL and the concentration is an approximate value.
GC VOA		
	B	Compound was found in the blank and sample.
	J	Result is less than the RL but greater than or equal to the MDL and the concentration is an approximate value.
GC Semi VOA		
	B	Compound was found in the blank and sample.
	U	Indicates the analyte was analyzed for but not detected.
	J	Result is less than the RL but greater than or equal to the MDL and the concentration is an approximate value.

DATA REPORTING QUALIFIERS

Client: Tetra Tech NUS Inc

Job Number: 240-1702-1

Lab Section	Qualifier	Description
Metals		
	B	Compound was found in the blank and sample.
	U	Indicates the analyte was analyzed for but not detected.
	J	Result is less than the RL but greater than or equal to the MDL and the concentration is an approximate value.
	V	Serial Dilution exceeds the control limits

Method 8260B

Volatile Organic Compounds (GC/MS) by Method 8260B

VOC / TB-070511

FORM V
GC/MS VOA INSTRUMENT PERFORMANCE CHECK
BROMOFLUOROBENZENE (BFB)

Lab Name: TestAmerica North Canton Job No.: 240-1702-1

SDG No.:

Lab File ID: BFB1951.D BFB Injection Date: 07/10/2011

Instrument ID: A3UX16 BFB Injection Time: 15:21

Analysis Batch No.: 7821

M/E	ION ABUNDANCE CRITERIA	% RELATIVE ABUNDANCE	
50	15.0 - 40.0 % of mass 95	20.4	
75	30.0 - 60.0 % of mass 95	45.4	
95	Base Peak, 100% relative abundance	100.0	
96	5.0 - 9.0 % of mass 95	7.4	
173	Less than 2.0 % of mass 174	0.5	(0.8)1
174	50.0 - 120.00 % of mass 95	63.8	
175	5.0 - 9.0 % of mass 174	3.8	(5.9)1
176	95.0 - 101.0 % of mass 174	60.8	(95.2)1
177	5.0 - 9.0 % of mass 176	4.1	(6.7)2

1-Value is % mass 174 2-Value is % mass 176

THIS CHECK APPLIES TO THE FOLLOWING SAMPLES, MS, MSD, BLANKS AND STANDARDS:

CLIENT SAMPLE ID	LAB SAMPLE ID	LAB FILE ID	DATE ANALYZED	TIME ANALYZED
	STD8260 240-7821/2	UXM7676.D	07/10/2011	15:54
	STD8260 240-7821/3	UXM7677.D	07/10/2011	16:17
	STD8260 240-7821/4	UXM7678.D	07/10/2011	16:40
	STD8260 240-7821/5	UXM7679.D	07/10/2011	17:02
	STD8260 240-7821/6	UXM7680.D	07/10/2011	17:25
	STD8260 240-7821/7	UXM7681.D	07/10/2011	17:47
	STD1 240-7821/8	UXM7682.D	07/10/2011	18:09
	STD2 240-7821/9	UXM7683.D	07/10/2011	18:31
	STD3 240-7821/10	UXM7684.D	07/10/2011	18:53
	STD4 240-7821/11	UXM7685.D	07/10/2011	19:16
	STD5 240-7821/12	UXM7686.D	07/10/2011	19:39
	STD6 240-7821/13	UXM7687.D	07/10/2011	20:01
	ICV 240-7821/14	UXM7688.D	07/10/2011	20:23

FORM VI
GC/MS VOA INITIAL CALIBRATION DATA
INTERNAL STANDARD CURVE EVALUTION

Lab Name: TestAmerica North Canton Job No.: 240-1702-1 Analy Batch No.: 7821

SDG No.:

Instrument ID: A3UX16 GC Column: DB-624 ID: 0.18(mm) Heated Purge: (Y/N) N

Calibration Start Date: 07/10/2011 15:54 Calibration End Date: 07/10/2011 17:47 Calibration ID: 2238

Calibration Files:

LEVEL:	LAB SAMPLE ID:	LAB FILE ID:
Level 1	STD8260 240-7821/7	UXM7681.D
Level 2	STD8260 240-7821/6	UXM7680.D
Level 3	STD8260 240-7821/5	UXM7679.D
Level 4	STD8260 240-7821/4	UXM7678.D
Level 5	STD8260 240-7821/3	UXM7677.D
Level 6	STD8260 240-7821/2	UXM7676.D

ANALYTE	RRF					CURVE TYPE	COEFFICIENT			#	MIN RRF	%RSD	#	MAX %RSD	R^2 OR COD	#	MIN R^2 OR COD
	LVL 1	LVL 2	LVL 3	LVL 4	LVL 5		B	M1	M2								
	LVL 6																
Dichlorodifluoromethane	0.2321	0.1986	0.2620	0.2250	0.2342	Ave		0.2312				8.8		15.0			
	0.2354																
Chloromethane	0.4483	0.4227	0.4128	0.4057	0.4200	Ave		0.4211			0.1000	3.5		15.0			
	0.4171																
Vinyl chloride	0.3519	0.3132	0.3393	0.3264	0.3375	Ave		0.3345				3.9		15.0			
	0.3385																
Bromomethane	0.1224	0.0939	0.0825	0.0944	0.0769	Lin1	0.0386	0.0798							0.9950		0.9900
	0.0814																
Chloroethane	0.2025	0.1710	0.1690	0.1583	0.1540	Ave		0.1671				12.0		15.0			
	0.1480																
Trichlorofluoromethane	0.2819	0.2378	0.2771	0.2609	0.2609	Ave		0.2645				5.9		15.0			
	0.2684																
~~Acrolein~~	0.0424	0.0449	0.0489	0.0500	0.0475	Ave		~~0.0467~~				5.9		15.0			
	0.0464																
1,1-Dichloroethene	0.2395	0.2420	0.2533	0.2419	0.2486	Ave		0.2462				2.4		15.0			
	0.2519																
1,1,2-Trichloro-1,2,2-trichfluoroethane	0.1612	0.1464	0.1737	0.1555	0.1569	Ave		0.1594				5.7		15.0			
	0.1627																
Acetone	0.1359	0.1146	0.1116	0.1015	0.0965	Ave		0.1091				14.0		15.0			
	0.0947																
Iodomethane	0.3439	0.3419	0.3564	0.3594	0.3557	Ave		0.3538				2.6		15.0			
	0.3658																
Carbon disulfide	0.6265	0.6514	0.7134	0.7350	0.7775	Ave		0.7250				11.0		15.0			
	0.8460																
Acetonitrile	0.0524	0.0518	0.0510	0.0520	0.0490	Ave		0.0507				3.6		15.0			
	0.0479																
Methyl acetate	0.3105	0.3108	0.3203	0.3092	0.2975	Ave		0.3058				3.9		15.0			
	0.2864																
Methylene Chloride	0.9407	0.6141	0.4402	0.3748	0.3358	Lin1	0.6199	0.3125							1.0000		0.9900
	0.3314																

Note: The m1 coefficient is the same as Ave RRF for an Ave curve type.

FORM VI
GC/MS VOA INITIAL CALIBRATION DATA
INTERNAL STANDARD CURVE EVALUTION

Lab Name: TestAmerica North Canton Job No.: 240-1702-1 Analy Batch No.: 7821

SDG No.:

Instrument ID: A3UX16 GC Column: DB-624 ID: 0.18(mm) Heated Purge: (Y/N) N

Calibration Start Date: 07/10/2011 15:54 Calibration End Date: 07/10/2011 17:47 Calibration ID: 2238

ANALYTE	RRF					CURVE TYPE	COEFFICIENT			#	MIN RRF	%RSD	#	MAX %RSD	R^2 OR COD	#	MIN R^2 OR COD
	LVL 1	LVL 2	LVL 3	LVL 4	LVL 5		B	M1	M2								
	LVL 6																
tert-Butyl alcohol	0.0226	0.0226	0.0239	0.0243	0.0231	Ave		0.0230				4.5		15.0			
	0.0214																
Acrylonitrile	0.1308	0.1389	0.1369	0.1367	0.1318	Ave		0.1336				3.5		15.0			
	0.1266																
Methyl tert-butyl ether	0.8312	0.8013	0.8396	0.8502	0.8525	Ave		0.8367				2.3		15.0			
	0.8453																
trans-1,2-Dichloroethene	0.3026	0.2894	0.2982	0.2984	0.2984	Ave		0.2979				1.5		15.0			
	0.3004																
Hexane	0.0539	0.0512	0.0666	0.0555	0.0553	Ave		0.0568				9.4		15.0			
	0.0584																
1,1-Dichloroethane	0.5719	0.5614	0.5626	0.5628	0.5620	Ave		0.5650			0.1000	0.8		15.0			
	0.5694																
Vinyl acetate	0.0387	0.0374	0.0416	0.0483	0.0500	Ave		0.0440				12.0		15.0			
	0.0482																
2,2-Dichloropropane	0.2269	0.2297	0.2575	0.2668	0.2781	Ave		0.2572				9.4		15.0			
	0.2843																
cis-1,2-Dichloroethene	0.3279	0.3167	0.3384	0.3284	0.3273	Ave		0.3282				2.1		15.0			
	0.3308																
2-Butanone	0.1540	0.1592	0.1706	0.1658	0.1572	Ave		0.1596				4.6		15.0			
	0.1511																
Bromochloromethane	0.1422	0.1279	0.1355	0.1363	0.1383	Ave		0.1359				3.5		15.0			
	0.1350																
Tetrahydrofuran	0.1105	0.1068	0.1125	0.1137	0.1082	Ave		0.1090				3.8		15.0			
	0.1024																
Chloroform	0.5133	0.4769	0.4979	0.5011	0.5025	Ave		0.4990				2.4		15.0			
	0.5020																
1,1,1-Trichloroethane	0.2815	0.3048	0.3405	0.3476	0.3545	Ave		0.3326				9.8		15.0			
	0.3669																
Cyclohexane	0.4906	0.4925	0.6034	0.5328	0.5286	Ave		0.5342				7.9		15.0			
	0.5571																
1,1-Dichloropropene	0.4161	0.4062	0.4306	0.4147	0.4235	Ave		0.4210				2.5		15.0			
	0.4347																
Carbon tetrachloride	0.2059	0.2054	0.2435	0.2431	0.2618	Ave		0.2392				12.0		15.0			
	0.2757																
Benzene	1.3440	1.3189	1.3337	1.3284	1.3369	Ave		1.3395				1.4		15.0			
	1.3751																
1,2-Dichloroethane	0.4148	0.3974	0.4150	0.4117	0.4095	Ave		0.4099				1.6		15.0			
	0.4110																
Trichloroethene	0.2528	0.2686	0.2760	0.2812	0.2813	Ave		0.2741				4.3		15.0			
	0.2843																

Note: The m1 coefficient is the same as Ave RRF for an Ave curve type.

FORM VI
GC/MS VOA INITIAL CALIBRATION DATA
INTERNAL STANDARD CURVE EVALUTION

Lab Name: TestAmerica North Canton Job No.: 240-1702-1 Analy Batch No.: 7821

SDG No.:

Instrument ID: A3UX16 GC Column: DB-624 ID: 0.18(mm) Heated Purge: (Y/N) N

Calibration Start Date: 07/10/2011 15:54 Calibration End Date: 07/10/2011 17:47 Calibration ID: 2238

ANALYTE	RRF					CURVE TYPE	COEFFICIENT			#	MIN RRF	%RSD	#	MAX %RSD	R^2 OR COD	#	MIN R^2 OR COD
	LVL 1 LVL 6	LVL 2	LVL 3	LVL 4	LVL 5		B	M1	M2								
Methylcyclohexane	0.3584 0.4116	0.3549	0.4480	0.3792	0.3846	Ave		0.3894				9.0		15.0			
1,2-Dichloropropane	0.2960 0.3315	0.3163	0.3244	0.3263	0.3278	Ave		0.3204				4.0		15.0			
Dibromomethane	0.1470 0.1607	0.1574	0.1565	0.1586	0.1600	Ave		0.1567				3.2		15.0			
1,4-Dioxane	0.0028 0.0028	0.0026	0.0030	0.0030	0.0029	Ave		0.0029				5.1		15.0			
Bromodichloromethane	0.2399 0.3414	0.2532	0.2687	0.3023	0.3240	Ave		0.2883				14.0		15.0			
2-Chloroethyl vinyl ether	0.1499 0.1830	0.1555	0.1769	0.1891	0.1816	Ave		0.1726				9.3		15.0			
cis-1,3-Dichloropropene	0.2852 0.4588	0.2984	0.3428	0.3992	0.4324	Lin1	-0.260	0.4506							0.9970		0.9900
4-Methyl-2-pentanone	0.2717 0.3091	0.2959	0.3098	0.3240	0.3095	Ave		0.3034				5.9		15.0			
Toluene	1.9480 2.0361	1.9283	1.9134	1.9854	1.9806	Ave		1.9653				2.3		15.0			
trans-1,3-Dichloropropene	0.3170 0.5618	0.3351	0.4072	0.4870	0.5234	Lin1	-0.361	0.5512							0.9960		0.9900
Ethyl methacrylate	0.4657 0.5790	0.4643	0.5352	0.5716	0.5735	Ave		0.5315				10.0		15.0			
1,1,2-Trichloroethane	0.3462 0.3517	0.3550	0.3519	0.3610	0.3506	Ave		0.3527				1.4		15.0			
Tetrachloroethene	0.2621 0.2676	0.2604	0.2630	0.2581	0.2580	Ave		0.2615				1.4		15.0			
1,3-Dichloropropane	0.6881 0.6772	0.6660	0.6659	0.6907	0.6770	Ave		0.6775				1.6		15.0			
2-Hexanone	0.2644 0.3004	0.2775	0.3034	0.3266	0.3005	Ave		0.2955				7.4		15.0			
Dibromochloromethane	0.1854 0.3062	0.1948	0.2152	0.2532	0.2795	Lin1	-0.184	0.2964							0.9940		0.9900
1,2-Dibromoethane	0.3123 0.3341	0.3181	0.3317	0.3472	0.3412	Ave		0.3308				4.0		15.0			
Chlorobenzene	1.1859 1.1420	1.1157	1.0783	1.1226	1.1208	Ave		1.1275			0.3000	3.1		15.0			
1,1,1,2-Tetrachloroethane	0.2714 0.3560	0.2637	0.2958	0.3223	0.3438	Ave		0.3088				12.0		15.0			
Ethylbenzene	0.6025 0.6277	0.5887	0.6012	0.6120	0.6203	Ave		0.6087				2.3		15.0			

Note: The m1 coefficient is the same as Ave RRF for an Ave curve type.

FORM VI
GC/MS VOA INITIAL CALIBRATION DATA
INTERNAL STANDARD CURVE EVALUTION

Lab Name: TestAmerica North Canton Job No.: 240-1702-1 Analy Batch No.: 7821

SDG No.:

Instrument ID: A3UX16 GC Column: DB-624 ID: 0.18(mm) Heated Purge: (Y/N) N

Calibration Start Date: 07/10/2011 15:54 Calibration End Date: 07/10/2011 17:47 Calibration ID: 2238

ANALYTE	RRF					CURVE TYPE	COEFFICIENT			#	MIN RRF	%RSD	#	MAX %RSD	R^2 OR COD	#	MIN R^2 OR COD
	LVL 1 LVL 6	LVL 2	LVL 3	LVL 4	LVL 5		B	M1	M2								
m-Xylene & p-Xylene	0.7424 0.7828	0.7267	0.7473	0.7572	0.7581	Ave		0.7524				2.5		15.0			
o-Xylene	0.7210 0.7726	0.7137	0.7252	0.7547	0.7522	Ave		0.7399				3.1		15.0			
Styrene	1.1563 1.3011	1.1210	1.1744	1.2343	1.2591	Ave		1.2077				5.7		15.0			
Bromoform	0.0663 0.1447	0.0801	0.0971	0.1127	0.1278	Lin1	-0.109	0.1390			0.1000				0.9920		0.9900
Isopropylbenzene	1.6510 1.9119	1.6907	1.7267	1.7713	1.8054	Ave		1.7595				5.3		15.0			
1,1,2,2-Tetrachloroethane	1.0162 1.0264	1.0370	1.0237	1.0724	1.0731	Ave		1.0415			0.3000	2.4		15.0			
Bromobenzene	0.8366 0.8791	0.8277	0.8325	0.8538	0.8782	Ave		0.8513				2.7		15.0			
1,2,3-Trichloropropane	0.3073 0.2932	0.3097	0.2924	0.3074	0.3126	Ave		0.3038				2.9		15.0			
trans-1,4-Dichloro-2-butene	0.1607 0.2633	0.1659	0.2115	0.2224	0.2404	Lin1	-0.146	0.2563							0.9960		0.9900
n-Propylbenzene	0.9426 1.0301	0.9468	0.9600	0.9676	0.9907	Ave		0.9730				3.4		15.0			
2-Chlorotoluene	0.8772 0.9469	0.8862	0.8931	0.9100	0.9240	Ave		0.9062				2.9		15.0			
1,3,5-Trimethylbenzene	2.8951 3.4173	2.9532	3.0188	3.0992	3.2199	Ave		3.1006				6.2		15.0			
4-Chlorotoluene	0.9714 0.9614	0.9270	0.9254	0.9305	0.9458	Ave		0.9436				2.0		15.0			
tert-Butylbenzene	2.1713 2.7169	2.2934	2.3253	2.4004	2.5791	Ave		2.4144				8.3		15.0			
1,2,4-Trimethylbenzene	2.9950 3.5164	3.0767	3.0846	3.1918	3.3570	Ave		3.2036				6.2		15.0			
sec-Butylbenzene	3.2313 3.9544	3.2959	3.3758	3.5092	3.6204	Ave		3.4978				7.6		15.0			
1,3-Dichlorobenzene	1.5934 1.6291	1.6381	1.5439	1.5907	1.6174	Ave		1.6021				2.1		15.0			
p-Isopropyltoluene	2.4938 3.1015	2.5522	2.6688	2.7119	2.8891	Ave		2.7362				8.2		15.0			
1,4-Dichlorobenzene	1.6563 1.6911	1.7108	1.6105	1.6411	1.6608	Ave		1.6618				2.1		15.0			
n-Butylbenzene	2.4337 2.9088	2.4291	2.5387	2.5172	2.6779	Ave		2.5842				7.1		15.0			

Note: The m1 coefficient is the same as Ave RRF for an Ave curve type.

FORM VI
GC/MS VOA INITIAL CALIBRATION DATA
INTERNAL STANDARD CURVE EVALUTION

Lab Name: TestAmerica North Canton Job No.: 240-1702-1 Analy Batch No.: 7821

SDG No.:

Instrument ID: A3UX16 GC Column: DB-624 ID: 0.18(mm) Heated Purge: (Y/N) N

Calibration Start Date: 07/10/2011 15:54 Calibration End Date: 07/10/2011 17:47 Calibration ID: 2238

ANALYTE	RRF					CURVE TYPE	COEFFICIENT			#	MIN RRF	%RSD	#	MAX %RSD	R^2 OR COD	#	MIN R^2 OR COD
	LVL 1	LVL 2	LVL 3	LVL 4	LVL 5		B	M1	M2								
	LVL 6																
1,2-Dichlorobenzene	1.6843	1.6217	1.5732	1.5995	1.6357	Ave		1.6264				2.4		15.0			
	1.6442																
1,2-Dibromo-3-Chloropropane	0.0888	0.0872	0.1133	0.1312	0.1387	Linl	-0.086	0.1444							0.9980		0.9900
	0.1458																
1,3,5-Trichlorobenzene	0.8513	0.8713	0.8508	0.8664	0.8807	Ave		0.8734				2.9		15.0			
	0.9201																
1,2,4-Trichlorobenzene	0.8185	0.8194	0.7925	0.8351	0.8593	Ave		0.8346				3.9		15.0			
	0.8827																
Hexachlorobutadiene	0.2573	0.2852	0.2579	0.2655	0.2657	Ave		0.2686				4.3		15.0			
	0.2801																
Naphthalene	2.6498	2.7824	2.8909	3.0603	3.1875	Ave		2.9471				7.1		15.0			
	3.1119																
1,2,3-Trichlorobenzene	0.8215	0.8222	0.7724	0.7908	0.8195	Ave		0.8072				2.6		15.0			
	0.8170																
Dibromofluoromethane (Surr)	0.2099	0.2150	0.2370	0.2309	0.2361	Ave		0.2285				5.7		15.0			
	0.2419																
1,2-Dichloroethane-d4 (Surr)	0.3177	0.3309	0.3230	0.3138	0.3109	Ave		0.3181				2.4		15.0			
	0.3125																
Toluene-d8 (Surr)	1.4596	1.4693	1.4846	1.4886	1.4832	Ave		1.4905				2.3		15.0			
	1.5579																
4-Bromofluorobenzene (Surr)	0.4705	0.5098	0.4943	0.5194	0.5067	Ave		0.5033				3.7		15.0			
	0.5189																

Note: The m1 coefficient is the same as Ave RRF for an Ave curve type.

FORM VI
GC/MS VOA INITIAL CALIBRATION DATA
INTERNAL STANDARD CURVE EVALUTION

Lab Name: TestAmerica North Canton Job No.: 240-1702-1 Analy Batch No.: 7821

SDG No.:

Instrument ID: A3UX16 GC Column: DB-624 ID: 0.18(mm) Heated Purge: (Y/N) N

Calibration Start Date: 07/10/2011 18:09 Calibration End Date: 07/10/2011 20:01 Calibration ID: 2240

Calibration Files:

LEVEL:	LAB SAMPLE ID:	LAB FILE ID:
Level 1	STD6 240-7821/13	UXM7687.D
Level 2	STD5 240-7821/12	UXM7686.D
Level 3	STD4 240-7821/11	UXM7685.D
Level 4	STD3 240-7821/10	UXM7684.D
Level 5	STD2 240-7821/9	UXM7683.D
Level 6	STD1 240-7821/8	UXM7682.D

ANALYTE	RRF					CURVE TYPE	COEFFICIENT			#	MIN RRF	%RSD	#	MAX %RSD	R^2 OR COD	#	MIN R^2 OR COD
	LVL 1	LVL 2	LVL 3	LVL 4	LVL 5		B	M1	M2								
	LVL 6																
Dichlorofluoromethane	0.4446	0.4217	0.3937	0.4270	0.4157	Ave		0.4164				4.7		15.0			
	0.3954																
Ethyl ether	0.3408	0.3063	0.2825	0.2897	0.2856	Ave		0.2982				7.6		15.0			
	0.2842																
3-Chloro-1-propene	0.1219	0.1205	0.1270	0.1279	0.1421	Ave		0.1316				9.0		15.0			
	0.1501																
Diisopropyl ether	0.2681	0.2556	0.2663	0.2705	0.2744	Ave		0.2686				2.7		15.0			
	0.2764																
2-Chloro-1,3-butadiene	0.5317	0.4862	0.5121	0.5193	0.5279	Ave		0.5190				3.5		15.0			
	0.5369																
Ethyl-t-butyl ether (ETBE)	0.9017	0.8993	0.9054	0.9175	0.9438	Ave		0.9247				3.4		15.0			
	0.9803																
Ethyl acetate	0.2590	0.2703	0.2603	0.2771	0.2716	Ave		0.2706				3.7		15.0			
	0.2854																
~~Propionitrile~~	0.0482	0.0434	0.0452	0.0463	0.0458	Ave		~~0.0457~~				3.4		15.0			
	0.0454																
Methacrylonitrile	0.2261	0.2107	0.2102	0.2239	0.2205	Ave		0.2185				3.1		15.0			
	0.2197																
~~Isobutyl alcohol~~	0.0105	0.0100	0.0105	0.0104	0.0108	Ave		~~0.0105~~				2.5		15.0			
	0.0106																
Tert-amyl-methyl ether (TAME)	0.6920	0.7037	0.7029	0.7239	0.7531	Ave		0.7240				4.2		15.0			
	0.7684																
~~n-Heptane~~	0.0550	0.0396	0.0377	0.0458	0.0433	Ave		~~0.0442~~				14.0		15.0			
	0.0438																
~~n-Butanol~~	0.0062	0.0068	0.0067	0.0072	0.0077	Ave		~~0.0071~~				9.9		15.0			
	0.0080																
Methyl methacrylate	0.2350	0.2502	0.2479	0.2621	0.2658	Ave		0.2552				5.2		15.0			
	0.2701																
~~2-Nitropropane~~	0.0352	0.0325	0.0336	0.0402	0.0440	Qua	-0.026	~~0.0379~~	0.0002						1.0000		0.9900
	0.0507																

Note: The m1 coefficient is the same as Ave RRF for an Ave curve type.

FORM VI
GC/MS VOA INITIAL CALIBRATION DATA
INTERNAL STANDARD CURVE EVALUTION

Lab Name: TestAmerica North Canton Job No.: 240-1702-1 Analy Batch No.: 7821

SDG No.:

Instrument ID: A3UX16 GC Column: DB-624 ID: 0.18(mm) Heated Purge: (Y/N) N

Calibration Start Date: 07/10/2011 18:09 Calibration End Date: 07/10/2011 20:01 Calibration ID: 2240

ANALYTE	RRF					CURVE TYPE	COEFFICIENT			#	MIN RRF	%RSD	#	MAX %RSD	R^2 OR COD	#	MIN R^2 OR COD
	LVL 1 LVL 6	LVL 2	LVL 3	LVL 4	LVL 5		B	M1	M2								
n-Butyl acetate	0.2977 0.4168	0.3226	0.3330	0.3844	0.3863	Ave		0.3568				13.0		15.0			
Cyclohexanone	0.0669 0.0899	0.0741	0.0616	0.0825	0.0851	Ave		0.0767				14.0		15.0			
1,2,3-Trimethylbenzene	2.9131 3.4867	2.8591	3.1798	3.2959	3.3362	Ave		3.1785				7.8		15.0			
2-Methylnaphthalene	1.0230 1.4399	1.1295	1.3036	1.4343	1.4852	Ave		1.3026				14.0		15.0			

Note: The m1 coefficient is the same as Ave RRF for an Ave curve type.

FORM VI
GC/MS VOA INITIAL CALIBRATION DATA
INTERNAL STANDARD RESPONSE AND CONCENTRATION

Lab Name: TestAmerica North Canton Job No.: 240-1702-1 Analy Batch No.: 7821

SDG No.:

Instrument ID: A3UX16 GC Column: DB-624 ID: 0.18(mm) Heated Purge: (Y/N) N

Calibration Start Date: 07/10/2011 15:54 Calibration End Date: 07/10/2011 17:47 Calibration ID: 2238

Calibration Files:

LEVEL:	LAB SAMPLE ID:	LAB FILE ID:
Level 1	STD8260 240-7821/7	UXM7681.D
Level 2	STD8260 240-7821/6	UXM7680.D
Level 3	STD8260 240-7821/5	UXM7679.D
Level 4	STD8260 240-7821/4	UXM7678.D
Level 5	STD8260 240-7821/3	UXM7677.D
Level 6	STD8260 240-7821/2	UXM7676.D

ANALYTE	IS REF	CURVE TYPE	RESPONSE					CONCENTRATION (UG/L)				
			LVL 1	LVL 2	LVL 3	LVL 4	LVL 5	LVL 1	LVL 2	LVL 3	LVL 4	LVL 5
			LVL 6					LVL 6				
Dichlorodifluoromethane	FB	Ave	37793	67858	211185	386724	809482	1.00	2.00	5.00	10.0	20.0
			1677225					40.0				
Chloromethane	FB	Ave	72990	144413	332737	697233	1451507	1.00	2.00	5.00	10.0	20.0
			2971875					40.0				
Vinyl chloride	FB	Ave	57292	106985	273504	560954	1166443	1.00	2.00	5.00	10.0	20.0
			2411781					40.0				
Bromomethane	FB	Lin1	19926	32084	66488	162226	265676	1.00	2.00	5.00	10.0	20.0
			579935					40.0				
Chloroethane	FB	Ave	32979	58414	136254	272101	532081	1.00	2.00	5.00	10.0	20.0
			1054343					40.0				
Trichlorofluoromethane	FB	Ave	45905	81239	223365	448447	901804	1.00	2.00	5.00	10.0	20.0
			1912405					40.0				
Acrolein	FB	Ave	69013	153506	394406	859516	1640622	10.0	20.0	50.0	100	200
			3304821					400				
1,1-Dichloroethene	FB	Ave	39002	82683	204167	415761	859073	1.00	2.00	5.00	10.0	20.0
			1795106					40.0				
1,1,2-Trichloro-1,2,2-trichfluoroet	FB	Ave	26247	50017	140010	267202	542287	1.00	2.00	5.00	10.0	20.0
hane			1159265					40.0				
Acetone	FB	Ave	44263	78315	179863	348917	666894	2.00	4.00	10.0	20.0	40.0
			1350015					80.0				
Iodomethane	FB	Ave	55999	116804	287303	617623	1229106	1.00	2.00	5.00	10.0	20.0
			2606340					40.0				
Carbon disulfide	FB	Ave	102004	222544	575054	1263195	2686870	1.00	2.00	5.00	10.0	20.0
			6028182					40.0				
Acetonitrile	FB	Ave	85304	176909	411345	893245	1692958	10.0	20.0	50.0	100	200
			3410779					400				
Methyl acetate	FB	Ave	101126	212334	516301	1062784	2056572	2.00	4.00	10.0	20.0	40.0
			4081646					80.0				
Methylene Chloride	FB	Lin1	153167	209811	354820	644043	1160638	1.00	2.00	5.00	10.0	20.0
			2361461					40.0				
tert-Butyl alcohol	FB	Ave	73569	154218	385553	834836	1594174	20.0	40.0	100	200	400
			3050590					800				

FORM VI
GC/MS VOA INITIAL CALIBRATION DATA
INTERNAL STANDARD RESPONSE AND CONCENTRATION

Lab Name: TestAmerica North Canton Job No.: 240-1702-1 Analy Batch No.: 7821

SDG No.:

Instrument ID: A3UX16 GC Column: DB-624 ID: 0.18(mm) Heated Purge: (Y/N) N

Calibration Start Date: 07/10/2011 15:54 Calibration End Date: 07/10/2011 17:47 Calibration ID: 2238

ANALYTE	IS REF	CURVE TYPE	RESPONSE					CONCENTRATION (UG/L)				
			LVL 1 LVL 6	LVL 2	LVL 3	LVL 4	LVL 5	LVL 1 LVL 6	LVL 2	LVL 3	LVL 4	LVL 5
Acrylonitrile	FB	Ave	42588 1804309	94917	220648	469721	910702	2.00 80.0	4.00	10.0	20.0	40.0
Methyl tert-butyl ether	FB	Ave	135337 6023443	273747	676765	1461161	2946088	1.00 40.0	2.00	5.00	10.0	20.0
trans-1,2-Dichloroethene	FB	Ave	49265 2140327	98854	240337	512792	1031136	1.00 40.0	2.00	5.00	10.0	20.0
Hexane	FB	Ave	8769 416001	17503	53666	95405	191052	1.00 40.0	2.00	5.00	10.0	20.0
1,1-Dichloroethane	FB	Ave	93116 4057263	191805	453504	967216	1942386	1.00 40.0	2.00	5.00	10.0	20.0
Vinyl acetate	FB	Ave	6298 343566	12774	33567	83075	172809	1.00 40.0	2.00	5.00	10.0	20.0
2,2-Dichloropropane	FB	Ave	36945 2026110	78478	207583	458539	960963	1.00 40.0	2.00	5.00	10.0	20.0
cis-1,2-Dichloroethene	FB	Ave	53385 2357075	108188	272736	564362	1131213	1.00 40.0	2.00	5.00	10.0	20.0
2-Butanone	FB	Ave	50137 2153110	108746	275089	570013	1086332	2.00 80.0	4.00	10.0	20.0	40.0
Bromochloromethane	FB	Ave	23157 961887	43686	109203	234187	477814	1.00 40.0	2.00	5.00	10.0	20.0
Tetrahydrofuran	FB	Ave	17985 729676	36496	90654	195388	373881	1.00 40.0	2.00	5.00	10.0	20.0
Chloroform	FB	Ave	83579 3577135	162913	401339	861178	1736630	1.00 40.0	2.00	5.00	10.0	20.0
1,1,1-Trichloroethane	FB	Ave	45833 2614022	104143	274481	597334	1225106	1.00 40.0	2.00	5.00	10.0	20.0
Cyclohexane	FB	Ave	79878 3969461	168245	486335	915700	1826709	1.00 40.0	2.00	5.00	10.0	20.0
1,1-Dichloropropene	FB	Ave	67751 3097627	138773	347053	712634	1463496	1.00 40.0	2.00	5.00	10.0	20.0
Carbon tetrachloride	FB	Ave	33529 1964431	70184	196261	417872	904670	1.00 40.0	2.00	5.00	10.0	20.0
Benzene	FB	Ave	218824 9798355	450583	1074968	2282955	4620310	1.00 40.0	2.00	5.00	10.0	20.0
1,2-Dichloroethane	FB	Ave	67531 2928289	135765	334483	707586	1415085	1.00 40.0	2.00	5.00	10.0	20.0
Trichloroethene	FB	Ave	41169 2025963	91778	222472	483262	972287	1.00 40.0	2.00	5.00	10.0	20.0
Methylcyclohexane	FB	Ave	58349 2933084	121233	361064	651653	1329145	1.00 40.0	2.00	5.00	10.0	20.0
1,2-Dichloropropane	FB	Ave	48193 2362139	108062	261486	560831	1132738	1.00 40.0	2.00	5.00	10.0	20.0

FORM VI
GC/MS VOA INITIAL CALIBRATION DATA
INTERNAL STANDARD RESPONSE AND CONCENTRATION

Lab Name: TestAmerica North Canton Job No.: 240-1702-1 Analy Batch No.: 7821

SDG No.:

Instrument ID: A3UX16 GC Column: DB-624 ID: 0.18(mm) Heated Purge: (Y/N) N

Calibration Start Date: 07/10/2011 15:54 Calibration End Date: 07/10/2011 17:47 Calibration ID: 2238

ANALYTE	IS REF	CURVE TYPE	RESPONSE					CONCENTRATION (UG/L)				
			LVL 1 LVL 6	LVL 2	LVL 3	LVL 4	LVL 5	LVL 1 LVL 6	LVL 2	LVL 3	LVL 4	LVL 5
Dibromomethane	FB	Ave	23941 1145159	53765	126166	272536	553033	1.00 40.0	2.00	5.00	10.0	20.0
1,4-Dioxane	FB	Ave	22997 991783	44770	119105	259431	509275	50.0 2000	100	250	500	1000
Bromodichloromethane	FB	Ave	39064 2432933	86493	216614	519496	1119703	1.00 40.0	2.00	5.00	10.0	20.0
2-Chloroethyl vinyl ether	FB	Ave	48802 2607315	106260	285134	649928	1254860	2.00 80.0	4.00	10.0	20.0	40.0
cis-1,3-Dichloropropene	FB	Lin1	46441 3269376	101927	276270	686067	1494511	1.00 40.0	2.00	5.00	10.0	20.0
4-Methyl-2-pentanone	FB	Ave	88476 4405555	202198	499498	1113687	2139251	2.00 80.0	4.00	10.0	20.0	40.0
Toluene	CBZ	Ave	202299 9600743	422493	1022793	2256636	4542590	1.00 40.0	2.00	5.00	10.0	20.0
trans-1,3-Dichloropropene	CBZ	Lin1	32919 2649207	73428	217643	553496	1200455	1.00 40.0	2.00	5.00	10.0	20.0
Ethyl methacrylate	CBZ	Ave	48360 2730147	101728	286072	649668	1315287	1.00 40.0	2.00	5.00	10.0	20.0
1,1,2-Trichloroethane	CBZ	Ave	35950 1658513	77770	188117	410341	804098	1.00 40.0	2.00	5.00	10.0	20.0
Tetrachloroethene	CBZ	Ave	27214 1261669	57052	140593	293377	591699	1.00 40.0	2.00	5.00	10.0	20.0
1,3-Dichloropropane	CBZ	Ave	71456 3193269	145925	355946	785009	1552676	1.00 40.0	2.00	5.00	10.0	20.0
2-Hexanone	CBZ	Ave	54908 2833013	121597	324384	742335	1378253	2.00 80.0	4.00	10.0	20.0	40.0
Dibromochloromethane	CBZ	Lin1	19251 1443640	42680	115042	287745	641122	1.00 40.0	2.00	5.00	10.0	20.0
1,2-Dibromoethane	CBZ	Ave	32429 1575453	69692	177292	394659	782595	1.00 40.0	2.00	5.00	10.0	20.0
Chlorobenzene	CBZ	Ave	123152 5384764	244460	576390	1275952	2570580	1.00 40.0	2.00	5.00	10.0	20.0
1,1,1,2-Tetrachloroethane	CBZ	Ave	28187 1678893	57784	158098	366312	788598	1.00 40.0	2.00	5.00	10.0	20.0
Ethylbenzene	CBZ	Ave	62565 2959971	128991	321373	695583	1422732	1.00 40.0	2.00	5.00	10.0	20.0
m-Xylene & p-Xylene	CBZ	Ave	154202 7382763	318460	798905	1721230	3477252	2.00 80.0	4.00	10.0	20.0	40.0
o-Xylene	CBZ	Ave	74873 3642916	156376	387670	857764	1725190	1.00 40.0	2.00	5.00	10.0	20.0
Styrene	CBZ	Ave	120085 6135384	245607	627757	1402926	2887734	1.00 40.0	2.00	5.00	10.0	20.0

FORM VI
GC/MS VOA INITIAL CALIBRATION DATA
INTERNAL STANDARD RESPONSE AND CONCENTRATION

Lab Name: TestAmerica North Canton Job No.: 240-1702-1 Analy Batch No.: 7821

SDG No.:

Instrument ID: A3UX16 GC Column: DB-624 ID: 0.18(mm) Heated Purge: (Y/N) N

Calibration Start Date: 07/10/2011 15:54 Calibration End Date: 07/10/2011 17:47 Calibration ID: 2238

ANALYTE	IS REF	CURVE TYPE	RESPONSE					CONCENTRATION (UG/L)				
			LVL 1 LVL 6	LVL 2	LVL 3	LVL 4	LVL 5	LVL 1 LVL 6	LVL 2	LVL 3	LVL 4	LVL 5
Bromoform	CBZ	Lin1	6889 682362	17560	51880	128058	293149	1.00 40.0	2.00	5.00	10.0	20.0
Isopropylbenzene	CBZ	Ave	171462 9015457	370439	922980	2013285	4140650	1.00 40.0	2.00	5.00	10.0	20.0
1,1,2,2-Tetrachloroethane	DCB	Ave	47303 2129057	100297	244620	552278	1079007	1.00 40.0	2.00	5.00	10.0	20.0
Bromobenzene	DCB	Ave	38942 1823628	80054	198920	439684	883025	1.00 40.0	2.00	5.00	10.0	20.0
1,2,3-Trichloropropane	DCB	Ave	14305 608232	29950	69871	158304	314348	1.00 40.0	2.00	5.00	10.0	20.0
trans-1,4-Dichloro-2-butene	DCB	Lin1	7480 546242	16048	50543	114535	241759	1.00 40.0	2.00	5.00	10.0	20.0
n-Propylbenzene	DCB	Ave	43880 2136854	91572	229392	498303	996192	1.00 40.0	2.00	5.00	10.0	20.0
2-Chlorotoluene	DCB	Ave	40833 1964122	85713	213419	468646	929083	1.00 40.0	2.00	5.00	10.0	20.0
1,3,5-Trimethylbenzene	DCB	Ave	134767 7088645	285629	721359	1595995	3237679	1.00 40.0	2.00	5.00	10.0	20.0
4-Chlorotoluene	DCB	Ave	45219 1994248	89660	221138	479188	950987	1.00 40.0	2.00	5.00	10.0	20.0
tert-Butylbenzene	DCB	Ave	101076 5635734	221811	555638	1236126	2593368	1.00 40.0	2.00	5.00	10.0	20.0
1,2,4-Trimethylbenzene	DCB	Ave	139418 7294226	297575	737071	1643718	3375542	1.00 40.0	2.00	5.00	10.0	20.0
sec-Butylbenzene	DCB	Ave	150419 8202731	318773	806666	1807172	3640387	1.00 40.0	2.00	5.00	10.0	20.0
1,3-Dichlorobenzene	DCB	Ave	74175 3379410	158432	368921	819171	1626349	1.00 40.0	2.00	5.00	10.0	20.0
p-Isopropyltoluene	DCB	Ave	116086 6433562	246843	637732	1396545	2905025	1.00 40.0	2.00	5.00	10.0	20.0
1,4-Dichlorobenzene	DCB	Ave	77099 3507842	165461	384845	845120	1670011	1.00 40.0	2.00	5.00	10.0	20.0
n-Butylbenzene	DCB	Ave	113290 6033858	234936	606628	1296275	2692721	1.00 40.0	2.00	5.00	10.0	20.0
1,2-Dichlorobenzene	DCB	Ave	78404 3410638	156845	375921	823690	1644689	1.00 40.0	2.00	5.00	10.0	20.0
1,2-Dibromo-3-Chloropropane	DCB	Lin1	4132 302486	8433	27081	67542	139514	1.00 40.0	2.00	5.00	10.0	20.0
1,3,5-Trichlorobenzene	DCB	Ave	39629 1908614	84266	203306	446160	885517	1.00 40.0	2.00	5.00	10.0	20.0
1,2,4-Trichlorobenzene	DCB	Ave	38100 1831047	79255	189373	430033	864032	1.00 40.0	2.00	5.00	10.0	20.0

FORM VI
GC/MS VOA INITIAL CALIBRATION DATA
INTERNAL STANDARD RESPONSE AND CONCENTRATION

Lab Name: TestAmerica North Canton Job No.: 240-1702-1 Analy Batch No.: 7821

SDG No.:

Instrument ID: A3UX16 GC Column: DB-624 ID: 0.18(mm) Heated Purge: (Y/N) N

Calibration Start Date: 07/10/2011 15:54 Calibration End Date: 07/10/2011 17:47 Calibration ID: 2238

ANALYTE	IS REF	CURVE TYPE	RESPONSE					CONCENTRATION (UG/L)				
			LVL 1 LVL 6	LVL 2	LVL 3	LVL 4	LVL 5	LVL 1 LVL 6	LVL 2	LVL 3	LVL 4	LVL 5
Hexachlorobutadiene	DCB	Ave	11978 581121	27581	61623	136738	267190	1.00 40.0	2.00	5.00	10.0	20.0
Naphthalene	DCB	Ave	123349 6455235	269109	690788	1575984	3205112	1.00 40.0	2.00	5.00	10.0	20.0
1,2,3-Trichlorobenzene	DCB	Ave	38239 1694746	79517	184578	407263	824054	1.00 40.0	2.00	5.00	10.0	20.0
Dibromofluoromethane (Surr)	FB	Ave	34179 1723492	73445	191015	396896	815801	1.00 40.0	2.00	5.00	10.0	20.0
1,2-Dichloroethane-d4 (Surr)	FB	Ave	51735 2226528	113045	260327	539350	1074451	1.00 40.0	2.00	5.00	10.0	20.0
Toluene-d8 (Surr)	CBZ	Ave	151582 7346213	321918	793596	1691980	3401686	1.00 40.0	2.00	5.00	10.0	20.0
4-Bromofluorobenzene (Surr)	CBZ	Ave	48861 2447022	111693	264232	590387	1162211	1.00 40.0	2.00	5.00	10.0	20.0

Curve Type Legend:
Ave = Average ISTD
Lin1 = Linear 1/conc ISTD

FORM VI
GC/MS VOA INITIAL CALIBRATION DATA
INTERNAL STANDARD RESPONSE AND CONCENTRATION

Lab Name: TestAmerica North Canton Job No.: 240-1702-1 Analy Batch No.: 7821

SDG No.:

Instrument ID: A3UX16 GC Column: DB-624 ID: 0.18(mm) Heated Purge: (Y/N) N

Calibration Start Date: 07/10/2011 18:09 Calibration End Date: 07/10/2011 20:01 Calibration ID: 2240

Calibration Files:

LEVEL:	LAB SAMPLE ID:	LAB FILE ID:
Level 1	STD6 240-7821/13	UXM7687.D
Level 2	STD5 240-7821/12	UXM7686.D
Level 3	STD4 240-7821/11	UXM7685.D
Level 4	STD3 240-7821/10	UXM7684.D
Level 5	STD2 240-7821/9	UXM7683.D
Level 6	STD1 240-7821/8	UXM7682.D

ANALYTE	IS REF	CURVE TYPE	RESPONSE					CONCENTRATION (UG/L)				
			LVL 1	LVL 2	LVL 3	LVL 4	LVL 5	LVL 1	LVL 2	LVL 3	LVL 4	LVL 5
Dichlorofluoromethane	FB	Ave	67759	135244	317240	705669	1380299	1.00	2.00	5.00	10.0	20.0
			2654133					40.0				
Ethyl ether	FB	Ave	51928	98232	227579	478780	948236	1.00	2.00	5.00	10.0	20.0
			1907712					40.0				
3-Chloro-1-propene	FB	Ave	18580	38654	102344	211393	471929	1.00	2.00	5.00	10.0	20.0
			1007909					40.0				
Diisopropyl ether	FB	Ave	204300	409862	1072727	2235100	4555553	5.00	10.0	25.0	50.0	100
			9277033					200				
2-Chloro-1,3-butadiene	FB	Ave	81032	155909	412567	858163	1752676	1.00	2.00	5.00	10.0	20.0
			3604482					40.0				
Ethyl-t-butyl ether (ETBE)	FB	Ave	137407	288394	729451	1516147	3133740	1.00	2.00	5.00	10.0	20.0
			6580926					40.0				
Ethyl acetate	FB	Ave	78939	173370	419442	915952	1803526	2.00	4.00	10.0	20.0	40.0
			3832058					80.0				
Propionitrile	FB	Ave	14685	27849	72786	152973	304134	2.00	4.00	10.0	20.0	40.0
			608989					80.0				
Methacrylonitrile	FB	Ave	34458	67568	169333	369977	731965	1.00	2.00	5.00	10.0	20.0
			1475207					40.0				
Isobutyl alcohol	FB	Ave	31852	64366	168504	343582	720154	20.0	40.0	100	200	400
			1424283					800				
Tert-amyl-methyl ether (TAME)	FB	Ave	105461	225675	566353	1196209	2500290	1.00	2.00	5.00	10.0	20.0
			5158559					40.0				
n-Heptane	FB	Ave	8380	12695	30395	75658	143655	1.00	2.00	5.00	10.0	20.0
			294338					40.0				
n-Butanol	FB	Ave	18806	43416	107227	237806	513186	20.0	40.0	100	200	400
			1078920					800				
Methyl methacrylate	FB	Ave	35816	80224	199741	433137	882650	1.00	2.00	5.00	10.0	20.0
			1813199					40.0				
2-Nitropropane	FB	Qua	10728	20816	54187	132782	292429	2.00	4.00	10.0	20.0	40.0
			680646					80.0				
n-Butyl acetate	FB	Ave	90743	206907	536641	1270558	2565150	2.00	4.00	10.0	20.0	40.0
			5596405					80.0				

FORM VI
GC/MS VOA INITIAL CALIBRATION DATA
INTERNAL STANDARD RESPONSE AND CONCENTRATION

Lab Name: TestAmerica North Canton Job No.: 240-1702-1 Analy Batch No.: 7821

SDG No.:

Instrument ID: A3UX16 GC Column: DB-624 ID: 0.18(mm) Heated Purge: (Y/N) N

Calibration Start Date: 07/10/2011 18:09 Calibration End Date: 07/10/2011 20:01 Calibration ID: 2240

ANALYTE	IS REF	CURVE TYPE	RESPONSE					CONCENTRATION (UG/L)				
			LVL 1 LVL 6	LVL 2	LVL 3	LVL 4	LVL 5	LVL 1 LVL 6	LVL 2	LVL 3	LVL 4	LVL 5
Cyclohexanone	DCB	Ave	28468 1652269	66276	137283	377353	789274	10.0 400	20.0	50.0	100	200
1,2,3-Trimethylbenzene	DCB	Ave	124027 6407006	255635	708259	1507716	3092657	1.00 40.0	2.00	5.00	10.0	20.0
2-Methylnaphthalene	DCB	Ave	87110 5291698	201984	580706	1312202	2753640	2.00 80.0	4.00	10.0	20.0	40.0

Curve Type Legend:
Ave = Average ISTD
Qua = Quadratic ISTD

FORM VII
GC/MS VOA CONTINUING CALIBRATION DATA

Lab Name: TestAmerica North Canton Job No.: 240-1702-1

SDG No.:

Lab Sample ID: ICV 240-7821/14 Calibration Date: 07/10/2011 20:23

Instrument ID: A3UX16 Calib Start Date: 07/10/2011 15:54

GC Column: DB-624 ID: 0.18(mm) Calib End Date: 07/10/2011 17:47

Lab File ID: UXM7688.D Conc. Units: ug/L Heated Purge: (Y/N) N

ANALYTE	CURVE TYPE	AVE RRF	RRF	MIN RRF	CALC AMOUNT	SPIKE AMOUNT	%D	MAX %D
Dichlorodifluoromethane	Ave	0.2312	0.2094		9.06	10.0	-9.4	50.0
Chloromethane	Ave	0.4211	0.4238	0.1000	10.1	10.0	0.6	50.0
Vinyl chloride	Ave	0.3345	0.3379		10.1	10.0	1.0	20.0
Bromomethane	Lin1		0.0890		10.7	10.0	7.0	50.0
Chloroethane	Ave	0.1671	0.1706		10.2	10.0	2.1	50.0
Trichlorofluoromethane	Ave	0.2645	0.2703		10.2	10.0	2.2	50.0
Acrolein	Ave	0.0467	0.0431		27.7	30.0	-7.6	50.0
1,1-Dichloroethene	Ave	0.2462	0.2635		10.7	10.0	7.0	20.0
1,1,2-Trichloro-1,2,2-trichfluoroethane	Ave	0.1594	0.1627		10.2	10.0	2.1	50.0
Acetone	Ave	0.1091	0.0999		18.3	20.0	-8.5	50.0
Iodomethane	Ave	0.3538	0.4121		11.6	10.0	16.5	50.0
Carbon disulfide	Ave	0.7250	0.7559		10.4	10.0	4.3	50.0
Acetonitrile	Ave	0.0507	0.0502		29.7	30.0	-0.9	50.0
Methyl acetate	Ave	0.3058	0.2797		9.15	10.0	-8.5	50.0
Methylene Chloride	Lin1		0.3842		10.3	10.0	3.0	50.0
tert-Butyl alcohol	Ave	0.0230	0.0218		190	200	-5.1	50.0
Acrylonitrile	Ave	0.1336	0.1297		29.1	30.0	-2.9	50.0
Methyl tert-butyl ether	Ave	0.8367	0.8084		9.66	10.0	-3.4	50.0
trans-1,2-Dichloroethene	Ave	0.2979	0.2990		10.0	10.0	0.4	50.0
Hexane	Ave	0.0568	0.0510		8.98	10.0	-10.2	20.0
1,1-Dichloroethane	Ave	0.5650	0.5700	0.1000	10.1	10.0	0.9	50.0
Vinyl acetate	Ave	0.0440	0.0546		12.4	10.0	23.9	50.0
2,2-Dichloropropane	Ave	0.2572	0.2373		9.22	10.0	-7.8	50.0
cis-1,2-Dichloroethene	Ave	0.3282	0.3323		10.1	10.0	1.2	50.0
2-Butanone	Ave	0.1596	0.1519		19.0	20.0	-4.9	50.0
Bromochloromethane	Ave	0.1359	0.1336		9.84	10.0	-1.6	50.0
Tetrahydrofuran	Ave	0.1090	0.1053		9.66	10.0	-3.4	50.0
Chloroform	Ave	0.4990	0.5061		10.1	10.0	1.4	20.0
1,1,1-Trichloroethane	Ave	0.3326	0.3332		10.0	10.0	0.2	50.0
Cyclohexane	Ave	0.5342	0.5012		9.38	10.0	-6.2	50.0
1,1-Dichloropropene	Ave	0.4210	0.4042		9.60	10.0	-4.0	50.0
Carbon tetrachloride	Ave	0.2392	0.2291		9.57	10.0	-4.3	50.0
Benzene	Ave	1.339	1.308		9.76	10.0	-2.4	50.0
1,2-Dichloroethane	Ave	0.4099	0.4041		9.86	10.0	-1.4	50.0
Trichloroethene	Ave	0.2741	0.2698		9.84	10.0	-1.6	50.0
Methylcyclohexane	Ave	0.3894	0.3507		9.01	10.0	-9.9	50.0
1,2-Dichloropropane	Ave	0.3204	0.3094		9.66	10.0	-3.4	20.0
Dibromomethane	Ave	0.1567	0.1575		10.1	10.0	0.5	50.0
Bromodichloromethane	Ave	0.2883	0.2783		9.65	10.0	-3.5	50.0
2-Chloroethyl vinyl ether	Ave	0.1726	0.1690		9.79	10.0	-2.1	50.0

FORM VII
GC/MS VOA CONTINUING CALIBRATION DATA

Lab Name: TestAmerica North Canton Job No.: 240-1702-1

SDG No.:

Lab Sample ID: ICV 240-7821/14 Calibration Date: 07/10/2011 20:23

Instrument ID: A3UX16 Calib Start Date: 07/10/2011 15:54

GC Column: DB-624 ID: 0.18(mm) Calib End Date: 07/10/2011 17:47

Lab File ID: UXM7688.D Conc. Units: ug/L Heated Purge: (Y/N) N

ANALYTE	CURVE TYPE	AVE RRF	RRF	MIN RRF	CALC AMOUNT	SPIKE AMOUNT	%D	MAX %D
cis-1,3-Dichloropropene	Lin1		0.3220		7.72	10.0	-22.8	50.0
4-Methyl-2-pentanone	Ave	0.3034	0.2888		19.0	20.0	-4.8	50.0
Toluene	Ave	1.965	1.882		9.58	10.0	-4.2	20.0
trans-1,3-Dichloropropene	Lin1		0.4099		8.09	10.0	-19.1	50.0
1,1,2-Trichloroethane	Ave	0.3527	0.3248		9.21	10.0	-7.9	50.0
Tetrachloroethene	Ave	0.2615	0.2441		9.33	10.0	-6.7	50.0
1,3-Dichloropropane	Ave	0.6775	0.6514		9.61	10.0	-3.9	50.0
2-Hexanone	Ave	0.2955	0.2793		18.9	20.0	-5.5	50.0
Dibromochloromethane	Lin1		0.2165		7.92	10.0	-20.8	50.0
1,2-Dibromoethane	Ave	0.3308	0.3149		9.52	10.0	-4.8	50.0
Chlorobenzene	Ave	1.128	1.068	0.3000	9.47	10.0	-5.3	50.0
1,1,1,2-Tetrachloroethane	Ave	0.3088	0.3022		9.78	10.0	-2.2	50.0
Ethylbenzene	Ave	0.6087	0.5806		9.54	10.0	-4.6	20.0
m-Xylene & p-Xylene	Ave	0.7524	0.7144		19.0	20.0	-5.1	50.0
o-Xylene	Ave	0.7399	0.7421		10.0	10.0	0.3	50.0
Styrene	Ave	1.208	1.197		9.91	10.0	-0.9	50.0
Bromoform	Lin1		0.0940*	0.1000	7.55	10.0	-24.5	50.0
Isopropylbenzene	Ave	1.760	1.713		9.73	10.0	-2.7	50.0
1,1,2,2-Tetrachloroethane	Ave	1.041	0.9574	0.3000	9.19	10.0	-8.1	50.0
Bromobenzene	Ave	0.8513	0.7888		9.27	10.0	-7.3	50.0
1,2,3-Trichloropropane	Ave	0.3038	0.2767		9.11	10.0	-8.9	50.0
trans-1,4-Dichloro-2-butene	Lin1		0.2126		17.2	20.0	-14.0	50.0
n-Propylbenzene	Ave	0.9730	0.9062		9.31	10.0	-6.9	50.0
2-Chlorotoluene	Ave	0.9062	0.8442		9.32	10.0	-6.8	50.0
1,3,5-Trimethylbenzene	Ave	3.101	2.867		9.25	10.0	-7.5	50.0
4-Chlorotoluene	Ave	0.9436	0.8656		9.17	10.0	-8.3	50.0
tert-Butylbenzene	Ave	2.414	2.190		9.07	10.0	-9.3	50.0
1,2,4-Trimethylbenzene	Ave	3.204	3.047		9.51	10.0	-4.9	50.0
sec-Butylbenzene	Ave	3.498	3.108		8.88	10.0	-11.2	50.0
1,3-Dichlorobenzene	Ave	1.602	1.467		9.15	10.0	-8.5	50.0
p-Isopropyltoluene	Ave	2.736	2.563		9.37	10.0	-6.3	50.0
1,4-Dichlorobenzene	Ave	1.662	1.497		9.01	10.0	-9.9	50.0
n-Butylbenzene	Ave	2.584	2.380		9.21	10.0	-7.9	50.0
1,2-Dichlorobenzene	Ave	1.626	1.512		9.29	10.0	-7.1	50.0
1,2-Dibromo-3-Chloropropane	Lin1		0.0999		7.51	10.0	-24.9	50.0
1,2,4-Trichlorobenzene	Ave	0.8346	0.7393		8.86	10.0	-11.4	50.0
Hexachlorobutadiene	Ave	0.2686	0.2033		7.57	10.0	-24.3	50.0
Naphthalene	Ave	2.947	2.728		9.26	10.0	-7.4	50.0
1,2,3-Trichlorobenzene	Ave	0.8072	0.7342		9.09	10.0	-9.1	50.0
Dibromofluoromethane (Surr)	Ave	0.2285	0.2185		9.76	10.2	-4.4	50.0
1,2-Dichloroethane-d4 (Surr)	Ave	0.3181	0.3078		9.88	10.2	-3.2	50.0

FORM VII
GC/MS VOA CONTINUING CALIBRATION DATA

Lab Name: TestAmerica North Canton Job No.: 240-1702-1

SDG No.:

Lab Sample ID: ICV 240-7821/14 Calibration Date: 07/10/2011 20:23

Instrument ID: A3UX16 Calib Start Date: 07/10/2011 15:54

GC Column: DB-624 ID: 0.18(mm) Calib End Date: 07/10/2011 17:47

Lab File ID: UXM7688.D Conc. Units: ug/L Heated Purge: (Y/N) N

ANALYTE	CURVE TYPE	AVE RRF	RRF	MIN RRF	CALC AMOUNT	SPIKE AMOUNT	%D	MAX %D
Toluene-d8 (Surr)	Ave	1.491	1.437		9.84	10.2	-3.6	50.0
4-Bromofluorobenzene (Surr)	Ave	0.5033	0.4946		10.0	10.2	-1.7	50.0

FORM VII
GC/MS VOA CONTINUING CALIBRATION DATA

Lab Name: TestAmerica North Canton Job No.: 240-1702-1

SDG No.:

Lab Sample ID: ICV 240-7821/14 Calibration Date: 07/10/2011 20:23

Instrument ID: A3UX16 Calib Start Date: 07/10/2011 18:09

GC Column: DB-624 ID: 0.18(mm) Calib End Date: 07/10/2011 20:01

Lab File ID: UXM7688.D Conc. Units: ug/L Heated Purge: (Y/N) N

ANALYTE	CURVE TYPE	AVE RRF	RRF	MIN RRF	CALC AMOUNT	SPIKE AMOUNT	%D	MAX %D
Ethyl ether	Ave	0.2982	0.3004		10.1	10.0	0.8	50.0
Diisopropyl ether	Ave	0.2686	0.2781		10.4	10.0	3.5	50.0
Isobutyl alcohol	Ave	0.0105	0.0109		518	500	3.7	50.0
Cyclohexanone	Ave	0.0767	0.0326		84.9	200	-57.6*	50.0
1,2,3-Trimethylbenzene	Ave	3.178	3.295		10.4	10.0	3.7	50.0

FORM V
GC/MS VOA INSTRUMENT PERFORMANCE CHECK
BROMOFLUOROBENZENE (BFB)

Lab Name: TestAmerica North Canton Job No.: 240-1702-1

SDG No.:

Lab File ID: BFB1953.D BFB Injection Date: 07/12/2011

Instrument ID: A3UX16 BFB Injection Time: 11:17

Analysis Batch No.: 8090

M/E	ION ABUNDANCE CRITERIA	% RELATIVE ABUNDANCE	
50	15.0 - 40.0 % of mass 95	21.3	
75	30.0 - 60.0 % of mass 95	47.3	
95	Base Peak, 100% relative abundance	100.0	
96	5.0 - 9.0 % of mass 95	6.0	
173	Less than 2.0 % of mass 174	0.5	(0.7)1
174	50.0 - 120.00 % of mass 95	64.7	
175	5.0 - 9.0 % of mass 174	4.6	(7.2)1
176	95.0 - 101.0 % of mass 174	61.5	(95.1)1
177	5.0 - 9.0 % of mass 176	3.8	(6.1)2

1-Value is % mass 174 2-Value is % mass 176

THIS CHECK APPLIES TO THE FOLLOWING SAMPLES, MS, MSD, BLANKS AND STANDARDS:

CLIENT SAMPLE ID	LAB SAMPLE ID	LAB FILE ID	DATE ANALYZED	TIME ANALYZED
	CCVIS 240-8090/2	UXM7715.D	07/12/2011	12:05
	CCV 240-8090/3	UXM7716.D	07/12/2011	12:28
	LCS 240-8090/4	UXM7717.D	07/12/2011	12:51
	MB 240-8090/5	UXM7718.D	07/12/2011	13:14
TB-070511	240-1702-2	UXM7734.D	07/12/2011	19:18
	240-1785-E-12 MS	UXM7739.D	07/12/2011	21:10
	240-1785-F-12 MSD	UXM7740.D	07/12/2011	21:32

FORM VII
GC/MS VOA CONTINUING CALIBRATION DATA

Lab Name: TestAmerica North Canton Job No.: 240-1702-1

SDG No.:

Lab Sample ID: CCVIS 240-8090/2 Calibration Date: 07/12/2011 12:05

Instrument ID: A3UX16 Calib Start Date: 07/10/2011 15:54

GC Column: DB-624 ID: 0.18(mm) Calib End Date: 07/10/2011 17:47

Lab File ID: UXM7715.D Conc. Units: ug/L Heated Purge: (Y/N) N

ANALYTE	CURVE TYPE	AVE RRF	RRF	MIN RRF	CALC AMOUNT	SPIKE AMOUNT	%D	MAX %D
Dichlorodifluoromethane	Ave	0.2312	0.2685		11.6	10.0	16.1	50.0
Chloromethane	Ave	0.4211	0.4750	0.1000	11.3	10.0	12.8	50.0
Vinyl chloride	Ave	0.3345	0.3871		11.6	10.0	15.7	20.0
Bromomethane	Lin1		0.1554		19.0	10.0	90.0*	50.0
Chloroethane	Ave	0.1671	0.2145		12.8	10.0	28.3	50.0
Trichlorofluoromethane	Ave	0.2645	0.3295		12.5	10.0	24.5	50.0
Acrolein	Ave	0.0467	0.0418		89.4	100	-10.6	50.0
1,1-Dichloroethene	Ave	0.2462	0.2459		9.99	10.0	-0.1	20.0
1,1,2-Trichloro-1,2,2-trichfluoroethane	Ave	0.1594	0.1687		10.6	10.0	5.8	50.0
Acetone	Ave	0.1091	0.0921		16.9	20.0	-15.6	50.0
Iodomethane	Ave	0.3538	0.3800		10.7	10.0	7.4	50.0
Carbon disulfide	Ave	0.7250	0.7389		10.2	10.0	1.9	50.0
Acetonitrile	Ave	0.0507	0.0442		87.1	100	-12.9	50.0
Methyl acetate	Ave	0.3058	0.2498		16.3	20.0	-18.3	50.0
Methylene Chloride	Lin1		0.3434		9.01	10.0	-9.9	50.0
tert-Butyl alcohol	Ave	0.0230	0.0169		147	200	-26.6	50.0
Acrylonitrile	Ave	0.1336	0.1151		17.2	20.0	-13.8	50.0
Methyl tert-butyl ether	Ave	0.8367	0.7845		9.38	10.0	-6.2	50.0
trans-1,2-Dichloroethene	Ave	0.2979	0.3092		10.4	10.0	3.8	50.0
Hexane	Ave	0.0568	0.0530		9.33	10.0	-6.7	20.0
1,1-Dichloroethane	Ave	0.5650	0.5864	0.1000	10.4	10.0	3.8	50.0
Vinyl acetate	Ave	0.0440	0.0337		7.65	10.0	-23.5	50.0
2,2-Dichloropropane	Ave	0.2572	0.2984		11.6	10.0	16.0	50.0
cis-1,2-Dichloroethene	Ave	0.3282	0.3401		10.4	10.0	3.6	50.0
2-Butanone	Ave	0.1596	0.1246		15.6	20.0	-21.9	50.0
Bromochloromethane	Ave	0.1359	0.1354		9.97	10.0	-0.3	50.0
Tetrahydrofuran	Ave	0.1090	0.0815		7.48	10.0	-25.2	50.0
Chloroform	Ave	0.4990	0.5205		10.4	10.0	4.3	20.0
1,1,1-Trichloroethane	Ave	0.3326	0.3750		11.3	10.0	12.7	50.0
Cyclohexane	Ave	0.5342	0.5523		10.3	10.0	3.4	50.0
1,1-Dichloropropene	Ave	0.4210	0.4280		10.2	10.0	1.7	50.0
Carbon tetrachloride	Ave	0.2392	0.2706		11.3	10.0	13.1	50.0
Benzene	Ave	1.339	1.335		9.97	10.0	-0.3	50.0
1,2-Dichloroethane	Ave	0.4099	0.3982		9.71	10.0	-2.9	50.0
Trichloroethene	Ave	0.2741	0.2730		9.96	10.0	-0.4	50.0
Methylcyclohexane	Ave	0.3894	0.4005		10.3	10.0	2.8	50.0
1,2-Dichloropropane	Ave	0.3204	0.3199		9.98	10.0	-0.2	20.0
1,4-Dioxane	Ave	0.0029	0.0020		351	500	-29.8	50.0
Dibromomethane	Ave	0.1567	0.1417		9.04	10.0	-9.6	50.0
Bromodichloromethane	Ave	0.2883	0.3008		10.4	10.0	4.4	50.0

FORM VII
GC/MS VOA CONTINUING CALIBRATION DATA

Lab Name: TestAmerica North Canton Job No.: 240-1702-1

SDG No.:

Lab Sample ID: CCVIS 240-8090/2 Calibration Date: 07/12/2011 12:05

Instrument ID: A3UX16 Calib Start Date: 07/10/2011 15:54

GC Column: DB-624 ID: 0.18(mm) Calib End Date: 07/10/2011 17:47

Lab File ID: UXM7715.D Conc. Units: ug/L Heated Purge: (Y/N) N

ANALYTE	CURVE TYPE	AVE RRF	RRF	MIN RRF	CALC AMOUNT	SPIKE AMOUNT	%D	MAX %D
2-Chloroethyl vinyl ether	Ave	0.1726	0.1405		16.3	20.0	-18.6	50.0
cis-1,3-Dichloropropene	Lin1		0.3727		8.85	10.0	-11.5	50.0
4-Methyl-2-pentanone	Ave	0.3034	0.2497		16.5	20.0	-17.7	50.0
Toluene	Ave	1.965	1.927		9.81	10.0	-1.9	20.0
trans-1,3-Dichloropropene	Lin1		0.4257		8.38	10.0	-16.2	50.0
Ethyl methacrylate	Ave	0.5315	0.4981		9.37	10.0	-6.3	50.0
1,1,2-Trichloroethane	Ave	0.3527	0.3230		9.16	10.0	-8.4	50.0
Tetrachloroethene	Ave	0.2615	0.2573		9.84	10.0	-1.6	50.0
1,3-Dichloropropane	Ave	0.6775	0.6119		9.03	10.0	-9.7	50.0
2-Hexanone	Ave	0.2955	0.2577		17.4	20.0	-12.8	50.0
Dibromochloromethane	Lin1		0.2498		9.05	10.0	-9.5	50.0
1,2-Dibromoethane	Ave	0.3308	0.2946		8.91	10.0	-10.9	50.0
Chlorobenzene	Ave	1.128	1.097	0.3000	9.73	10.0	-2.7	50.0
1,1,1,2-Tetrachloroethane	Ave	0.3088	0.3456		11.2	10.0	11.9	50.0
Ethylbenzene	Ave	0.6087	0.6074		9.98	10.0	-0.2	20.0
m-Xylene & p-Xylene	Ave	0.7524	0.7672		20.4	20.0	2.0	50.0
o-Xylene	Ave	0.7399	0.7978		10.8	10.0	7.8	50.0
Styrene	Ave	1.208	1.246		10.3	10.0	3.2	50.0
Bromoform	Lin1		0.1100	0.1000	8.70	10.0	-13.0	50.0
Isopropylbenzene	Ave	1.760	1.876		10.7	10.0	6.6	50.0
1,1,2,2-Tetrachloroethane	Ave	1.041	0.8818	0.3000	8.47	10.0	-15.3	50.0
Bromobenzene	Ave	0.8513	0.8233		9.67	10.0	-3.3	50.0
1,2,3-Trichloropropane	Ave	0.3038	0.2433		8.01	10.0	-19.9	50.0
trans-1,4-Dichloro-2-butene	Lin1		0.2173		9.05	10.0	-9.5	50.0
n-Propylbenzene	Ave	0.9730	0.9670		9.94	10.0	-0.6	50.0
2-Chlorotoluene	Ave	0.9062	0.9154		10.1	10.0	1.0	50.0
1,3,5-Trimethylbenzene	Ave	3.101	3.136		10.1	10.0	1.1	50.0
4-Chlorotoluene	Ave	0.9436	0.9273		9.83	10.0	-1.7	50.0
tert-Butylbenzene	Ave	2.414	2.489		10.3	10.0	3.1	50.0
1,2,4-Trimethylbenzene	Ave	3.204	3.278		10.2	10.0	2.3	50.0
sec-Butylbenzene	Ave	3.498	3.629		10.4	10.0	3.7	50.0
1,3-Dichlorobenzene	Ave	1.602	1.586		9.90	10.0	-1.0	50.0
p-Isopropyltoluene	Ave	2.736	2.875		10.5	10.0	5.1	50.0
1,4-Dichlorobenzene	Ave	1.662	1.633		9.83	10.0	-1.7	50.0
n-Butylbenzene	Ave	2.584	2.736		10.6	10.0	5.9	50.0
1,2-Dichlorobenzene	Ave	1.626	1.612		9.91	10.0	-0.9	50.0
1,2-Dibromo-3-Chloropropane	Lin1		0.0940		7.11	10.0	-28.9	50.0
1,3,5-Trichlorobenzene	Ave	0.8734	0.9220		10.6	10.0	5.6	50.0
1,2,4-Trichlorobenzene	Ave	0.8346	0.8252		9.89	10.0	-1.1	50.0
Hexachlorobutadiene	Ave	0.2686	0.2618		9.75	10.0	-2.5	50.0
Naphthalene	Ave	2.947	2.510		8.52	10.0	-14.8	50.0

FORM VII 8260B

FORM VII
GC/MS VOA CONTINUING CALIBRATION DATA

Lab Name: TestAmerica North Canton Job No.: 240-1702-1

SDG No.:

Lab Sample ID: CCVIS 240-8090/2 Calibration Date: 07/12/2011 12:05

Instrument ID: A3UX16 Calib Start Date: 07/10/2011 15:54

GC Column: DB-624 ID: 0.18(mm) Calib End Date: 07/10/2011 17:47

Lab File ID: UXM7715.D Conc. Units: ug/L Heated Purge: (Y/N) N

ANALYTE	CURVE TYPE	AVE RRF	RRF	MIN RRF	CALC AMOUNT	SPIKE AMOUNT	%D	MAX %D
1,2,3-Trichlorobenzene	Ave	0.8072	0.7484		9.27	10.0	-7.3	50.0
Dibromofluoromethane (Surr)	Ave	0.2285	0.2279		10.2	10.2	-0.2	50.0
1,2-Dichloroethane-d4 (Surr)	Ave	0.3181	0.2939		9.43	10.2	-7.6	50.0
Toluene-d8 (Surr)	Ave	1.491	1.462		10.0	10.2	-1.9	50.0
4-Bromofluorobenzene (Surr)	Ave	0.5033	0.4860		9.86	10.2	-3.4	50.0

FORM VII
GC/MS VOA CONTINUING CALIBRATION DATA

Lab Name: TestAmerica North Canton Job No.: 240-1702-1

SDG No.:

Lab Sample ID: CCV 240-8090/3 Calibration Date: 07/12/2011 12:28

Instrument ID: A3UX16 Calib Start Date: 07/10/2011 15:54

GC Column: DB-624 ID: 0.18(mm) Calib End Date: 07/10/2011 17:47

Lab File ID: UXM7716.D Conc. Units: ug/L Heated Purge: (Y/N) N

ANALYTE	CURVE TYPE	AVE RRF	RRF	MIN RRF	CALC AMOUNT	SPIKE AMOUNT	%D	MAX %D
Dibromofluoromethane (Surr)	Ave	0.2285	0.2203		9.85	10.2	-3.6	50.0
1,2-Dichloroethane-d4 (Surr)	Ave	0.3181	0.3052		9.79	10.2	-4.1	50.0
Toluene-d8 (Surr)	Ave	1.491	1.477		10.1	10.2	-0.9	50.0
4-Bromofluorobenzene (Surr)	Ave	0.5033	0.4952		10.0	10.2	-1.6	50.0

FORM VII
GC/MS VOA CONTINUING CALIBRATION DATA

Lab Name: TestAmerica North Canton Job No.: 240-1702-1

SDG No.:

Lab Sample ID: CCV 240-8090/3 Calibration Date: 07/12/2011 12:28

Instrument ID: A3UX16 Calib Start Date: 07/10/2011 18:09

GC Column: DB-624 ID: 0.18(mm) Calib End Date: 07/10/2011 20:01

Lab File ID: UXM7716.D Conc. Units: ug/L Heated Purge: (Y/N) N

ANALYTE	CURVE TYPE	AVE RRF	RRF	MIN RRF	CALC AMOUNT	SPIKE AMOUNT	%D	MAX %D
Dichlorofluoromethane	Ave	0.4164	0.4930		11.8	10.0	18.4	50.0
Ethyl ether	Ave	0.2982	0.2749		9.22	10.0	-7.8	50.0
3-Chloro-1-propene	Ave	0.1316	0.1463		11.1	10.0	11.1	50.0
Diisopropyl ether	Ave	0.2686	0.2731		50.8	50.0	1.7	50.0
2-Chloro-1,3-butadiene	Ave	0.5190	0.5391		10.4	10.0	3.9	50.0
Ethyl-t-butyl ether (ETBE)	Ave	0.9247	0.9235		9.99	10.0	-0.1	50.0
Ethyl acetate	Ave	0.2706	0.2499		18.5	20.0	-7.7	50.0
Propionitrile	Ave	0.0457	0.0399		17.5	20.0	-12.6	50.0
Methacrylonitrile	Ave	0.2185	0.1943		8.89	10.0	-11.1	50.0
Isobutyl alcohol	Ave	0.0105	0.0091		175	200	-12.7	50.0
Tert-amyl-methyl ether (TAME)	Ave	0.7240	0.7130		9.85	10.0	-1.5	50.0
n-Heptane	Ave	0.0442	0.0422		9.54	10.0	-4.6	50.0
n-Butanol	Ave	0.0071	0.0063		178	200	-11.1	50.0
Methyl methacrylate	Ave	0.2552	0.2298		9.01	10.0	-9.9	50.0
2-Nitropropane	Qua		0.0300		19.1	20.0	-4.5	50.0
Cyclohexanone	Ave	0.0767	0.0903		118	100	17.7	50.0
1,2,3-Trimethylbenzene	Ave	3.178	3.121		9.82	10.0	-1.8	50.0
2-Methylnaphthalene	Ave	1.303	1.003		15.4	20.0	-23.0	50.0

FORM IV
GC/MS VOA METHOD BLANK SUMMARY

Lab Name: TestAmerica North Canton | Job No.: 240-1702-1

SDG No.:

Lab File ID: UXM7718.D | Lab Sample ID: MB 240-8090/5

Matrix: Water | Heated Purge:(Y/N) N

Instrument ID: A3UX16 | Date Analyzed: 07/12/2011 13:14

GC Column: DB-624 ID: 0.18(mm)

THIS METHOD BLANK APPLIES TO THE FOLLOWING SAMPLES:

CLIENT SAMPLE ID	LAB SAMPLE ID	LAB FILE ID	DATE ANALYZED
	LCS 240-8090/4	UXM7717.D	07/12/2011 12:51
TB-070511	240-1702-2	UXM7734.D	07/12/2011 19:18
	240-1785-E-12 MS	UXM7739.D	07/12/2011 21:10
	240-1785-F-12 MSD	UXM7740.D	07/12/2011 21:32

FORM I
GC/MS VOA ORGANICS ANALYSIS DATA SHEET

Lab Name: TestAmerica North Canton | Job No.: 240-1702-1

SDG No.:

Client Sample ID: | Lab Sample ID: MB 240-8090/5

Matrix: Water | Lab File ID: UXM7718.D

Analysis Method: 8260B | Date Collected:

Sample wt/vol: 5(mL) | Date Analyzed: 07/12/2011 13:14

Soil Aliquot Vol: | Dilution Factor: 1

Soil Extract Vol.: | GC Column: DB-624 ID: 0.18(mm)

% Moisture: | Level: (low/med) Low

Analysis Batch No.: 8090 | Units: ug/L

CAS NO.	COMPOUND NAME	RESULT	Q	RL	MDL
630-20-6	1,1,1,2-Tetrachloroethane	1.0	U	1.0	0.23
71-55-6	1,1,1-Trichloroethane	1.0	U	1.0	0.22
79-34-5	1,1,2,2-Tetrachloroethane	1.0	U	1.0	0.18
76-13-1	1,1,2-Trichloro-1,2,2-trichfluoroeth ane	1.0	U	1.0	0.28
75-34-3	1,1-Dichloroethane	1.0	U	1.0	0.15
75-35-4	1,1-Dichloroethene	1.0	U	1.0	0.19
563-58-6	1,1-Dichloropropene	1.0	U	1.0	0.13
87-61-6	1,2,3-Trichlorobenzene	1.0	U	1.0	0.17
96-18-4	1,2,3-Trichloropropane	1.0	U	1.0	0.43
526-73-8	1,2,3-Trimethylbenzene	5.0	U	5.0	0.0059
120-82-1	1,2,4-Trichlorobenzene	1.0	U	1.0	0.15
95-63-6	1,2,4-Trimethylbenzene	1.0	U	1.0	0.12
96-12-8	1,2-Dibromo-3-Chloropropane	2.0	U	2.0	0.67
95-50-1	1,2-Dichlorobenzene	1.0	U	1.0	0.13
107-06-2	1,2-Dichloroethane	1.0	U	1.0	0.22
78-87-5	1,2-Dichloropropane	1.0	U	1.0	0.18
541-73-1	1,3-Dichlorobenzene	1.0	U	1.0	0.14
142-28-9	1,3-Dichloropropane	1.0	U	1.0	0.16
106-46-7	1,4-Dichlorobenzene	1.0	U	1.0	0.13
594-20-7	2,2-Dichloropropane	1.0	U	1.0	0.13
78-93-3	2-Butanone	10	U	10	0.57
110-75-8	2-Chloroethyl vinyl ether	10	U	10	0.99
95-49-8	2-Chlorotoluene	1.0	U	1.0	0.11
591-78-6	2-Hexanone	10	U	10	0.41
106-43-4	4-Chlorotoluene	1.0	U	1.0	0.18
99-87-6	p-Isopropyltoluene	1.0	U	1.0	0.12
108-10-1	4-Methyl-2-pentanone	10	U	10	0.32
67-64-1	Acetone	10	U	10	1.1
71-43-2	Benzene	1.0	U	1.0	0.13
108-86-1	Bromobenzene	1.0	U	1.0	0.13
75-25-2	Bromoform	1.0	U	1.0	0.64
74-83-9	Bromomethane	1.0	U	1.0	0.41
75-15-0	Carbon disulfide	1.0	U	1.0	0.13
56-23-5	Carbon tetrachloride	1.0	U	1.0	0.13
108-90-7	Chlorobenzene	1.0	U	1.0	0.15

FORM I
GC/MS VOA ORGANICS ANALYSIS DATA SHEET

Lab Name: TestAmerica North Canton | Job No.: 240-1702-1

SDG No.:

Client Sample ID: | Lab Sample ID: MB 240-8090/5

Matrix: Water | Lab File ID: UXM7718.D

Analysis Method: 8260B | Date Collected:

Sample wt/vol: 5(mL) | Date Analyzed: 07/12/2011 13:14

Soil Aliquot Vol: | Dilution Factor: 1

Soil Extract Vol.: | GC Column: DB-624 ID: 0.18(mm)

% Moisture: | Level: (low/med) Low

Analysis Batch No.: 8090 | Units: ug/L

CAS NO.	COMPOUND NAME	RESULT	Q	RL	MDL
124-48-1	Dibromochloromethane	1.0	U	1.0	0.18
75-00-3	Chloroethane	1.0	U	1.0	0.29
67-66-3	Chloroform	1.0	U	1.0	0.16
74-87-3	Chloromethane	1.0	U	1.0	0.30
156-59-2	cis-1,2-Dichloroethene	1.0	U	1.0	0.17
10061-01-5	cis-1,3-Dichloropropene	1.0	U	1.0	0.14
74-95-3	Dibromomethane	1.0	U	1.0	0.28
74-97-5	Bromochloromethane	1.0	U	1.0	0.29
75-71-8	Dichlorodifluoromethane	1.0	U	1.0	0.31
75-27-4	Bromodichloromethane	1.0	U	1.0	0.15
75-65-0	tert-Butyl alcohol	50	U	50	3.9
100-41-4	Ethylbenzene	1.0	U	1.0	0.17
87-68-3	Hexachlorobutadiene	1.0	U	1.0	0.30
108-20-3	Diisopropyl ether	10	U	10	1.5
98-82-8	Isopropylbenzene	1.0	U	1.0	0.13
1634-04-4	Methyl tert-butyl ether	5.0	U	5.0	0.17
75-09-2	Methylene Chloride	1.0	U	1.0	0.33
179601-23-1	m-Xylene & p-Xylene	2.0	U	2.0	0.24
91-20-3	Naphthalene	1.0	U	1.0	0.24
104-51-8	n-Butylbenzene	1.0	U	1.0	0.12
103-65-1	n-Propylbenzene	1.0	U	1.0	0.14
95-47-6	o-Xylene	1.0	U	1.0	0.14
135-98-8	sec-Butylbenzene	1.0	U	1.0	0.13
100-42-5	Styrene	1.0	U	1.0	0.11
994-05-8	Tert-amyl-methyl ether (TAME)	5.0	U	5.0	0.067
637-92-3	Ethyl-t-butyl ether (ETBE)	5.0	U	5.0	0.11
127-18-4	Tetrachloroethene	1.0	U	1.0	0.29
108-88-3	Toluene	1.0	U	1.0	0.13
156-60-5	trans-1,2-Dichloroethene	1.0	U	1.0	0.19
10061-02-6	trans-1,3-Dichloropropene	1.0	U	1.0	0.19
79-01-6	Trichloroethene	1.0	U	1.0	0.17
75-69-4	Trichlorofluoromethane	1.0	U	1.0	0.21
108-05-4	Vinyl acetate	2.0	U	2.0	0.19
75-01-4	Vinyl chloride	1.0	U	1.0	0.22
1330-20-7	Xylenes, Total	2.0	U	2.0	0.28

FORM I
GC/MS VOA ORGANICS ANALYSIS DATA SHEET

Lab Name: TestAmerica North Canton Job No.: 240-1702-1

SDG No.:

Client Sample ID: Lab Sample ID: MB 240-8090/5

Matrix: Water Lab File ID: UXM7718.D

Analysis Method: 8260B Date Collected:

Sample wt/vol: 5(mL) Date Analyzed: 07/12/2011 13:14

Soil Aliquot Vol: Dilution Factor: 1

Soil Extract Vol.: GC Column: DB-624 ID: 0.18(mm)

% Moisture: Level: (low/med) Low

Analysis Batch No.: 8090 Units: ug/L

CAS NO.	COMPOUND NAME	RESULT	Q	RL	MDL
98-06-6	tert-Butylbenzene	1.0	U	1.0	0.13
106-93-4	1,2-Dibromoethane	1.0	U	1.0	0.24

CAS NO.	SURROGATE	%REC	Q	LIMITS
2037-26-5	Toluene-d8 (Surr)	100		74-115
1868-53-7	Dibromofluoromethane (Surr)	96		75-121
460-00-4	4-Bromofluorobenzene (Surr)	95		66-117
17060-07-0	1,2-Dichloroethane-d4 (Surr)	95		63-129

FORM I
GC/MS VOA ORGANICS ANALYSIS DATA SHEET
TENTATIVELY IDENTIFIED COMPOUNDS

Lab Name: TestAmerica North Canton | Job No.: 240-1702-1

SDG No.:

Client Sample ID: | Lab Sample ID: MB 240-8090/5

Matrix: Water | Lab File ID: UXM7718.D

Analysis Method: 8260B | Date Collected:

Sample wt/vol: 5(mL) | Date Analyzed: 07/12/2011 13:14

Soil Aliquot Vol: | Dilution Factor: 1

Soil Extract Vol.: | GC Column: DB-624 ID: 0.18(mm)

% Moisture: | Level: (low/med) Low

Analysis Batch No.: 8090 | Units: ug/L

Number TICs Found: 0 | TIC Result Total: 0

CAS NO.	COMPOUND NAME	RT	RESULT	Q
	Tentatively Identified Compound		None	

FORM III
GC/MS VOA LAB CONTROL SAMPLE RECOVERY

Lab Name: TestAmerica North Canton Job No.: 240-1702-1

SDG No.:

Matrix: Water Level: Low Lab File ID: UXM7717.D

Lab ID: LCS 240-8090/4 Client ID:

COMPOUND	SPIKE ADDED (ug/L)	LCS CONCENTRATION (ug/L)	LCS % REC	QC LIMITS REC	#
1,1,1,2-Tetrachloroethane	10.0	10.3	103	72-116	
1,1,1-Trichloroethane	10.0	11.1	111	74-118	
1,1,2,2-Tetrachloroethane	10.0	8.15	82	68-118	
1,1,2-Trichloro-1,2,2-trichfluoroethane	10.0	11.1	111	74-151	
1,1-Dichloroethane	10.0	10.8	108	82-115	
1,1-Dichloroethene	10.0	11.4	114	78-131	
1,1-Dichloropropene	10.0	10.3	103	83-114	
1,2,3-Trichlorobenzene	10.0	8.85	89	54-126	
1,2,3-Trichloropropane	10.0	8.31	83	73-129	
1,2,3-Trimethylbenzene	10.0	10.6	106	70-130	
1,2,4-Trichlorobenzene	10.0	8.88	89	48-135	
1,2,4-Trimethylbenzene	10.0	9.65	97	76-120	
1,2-Dibromo-3-Chloropropane	10.0	7.05	71	42-136	
1,2-Dichlorobenzene	10.0	9.24	92	81-110	
1,2-Dichloroethane	10.0	9.87	99	71-127	
1,2-Dichloropropane	10.0	9.96	100	81-115	
1,3-Dichlorobenzene	10.0	9.54	95	80-110	
1,3-Dichloropropane	10.0	9.20	92	79-116	
1,4-Dichlorobenzene	10.0	9.16	92	82-110	
2,2-Dichloropropane	10.0	11.1	111	50-129	
2-Butanone	20.0	16.5	83	60-126	
2-Chloroethyl vinyl ether	10.0	8.24 J	82	52-131	
2-Chlorotoluene	10.0	9.47	95	76-116	
2-Hexanone	20.0	18.8	94	55-133	
4-Chlorotoluene	10.0	9.09	91	77-115	
p-Isopropyltoluene	10.0	10.0	100	74-120	
4-Methyl-2-pentanone	20.0	17.5	88	63-128	
Acetone	20.0	16.8	84	43-136	
Benzene	10.0	10.0	100	83-112	
Bromobenzene	10.0	9.16	92	76-115	
Bromoform	10.0	7.69	77	40-131	
Bromomethane	10.0	16.4	164	11-185	
Carbon disulfide	10.0	11.4	114	62-142	
Carbon tetrachloride	10.0	11.0	110	66-128	
Chlorobenzene	10.0	9.78	98	85-110	
Dibromochloromethane	10.0	8.18	82	64-119	
Chloroethane	10.0	12.6	126	25-153	
Chloroform	10.0	10.7	107	79-117	
Chloromethane	10.0	10.4	104	44-126	
cis-1,2-Dichloroethene	10.0	10.2	102	80-113	
cis-1,3-Dichloropropene	10.0	8.01	80	61-115	

Column to be used to flag recovery and RPD values

FORM III 8260B

FORM III
GC/MS VOA LAB CONTROL SAMPLE RECOVERY

Lab Name: TestAmerica North Canton Job No.: 240-1702-1

SDG No.:

Matrix: Water Level: Low Lab File ID: UXM7717.D

Lab ID: LCS 240-8090/4 Client ID:

COMPOUND	SPIKE ADDED (ug/L)	LCS CONCENTRATION (ug/L)	LCS % REC	QC LIMITS REC	#
Dibromomethane	10.0	9.45	95	81-120	
Bromochloromethane	10.0	10.1	101	77-120	
Dichlorodifluoromethane	10.0	9.42	94	19-129	
Bromodichloromethane	10.0	10.1	101	72-121	
tert-Butyl alcohol	200	159	79	70-130	
Ethylbenzene	10.0	9.77	98	83-112	
Hexachlorobutadiene	10.0	8.45	85	36-134	
Diisopropyl ether	10.0	10.4	104	77-118	
Isopropylbenzene	10.0	10.2	102	75-114	
Methyl tert-butyl ether	10.0	9.31	93	52-144	
Methylene Chloride	10.0	9.26	93	66-131	
m-Xylene & p-Xylene	20.0	19.9	100	83-113	
Naphthalene	10.0	8.43	84	32-141	
n-Butylbenzene	10.0	9.74	97	66-125	
n-Propylbenzene	10.0	9.57	96	74-121	
o-Xylene	10.0	10.2	102	83-113	
sec-Butylbenzene	10.0	9.35	94	70-117	
Styrene	10.0	10.1	101	79-114	
Tetrachloroethene	10.0	9.82	98	79-114	
Toluene	10.0	9.73	97	84-111	
trans-1,2-Dichloroethene	10.0	10.8	108	83-117	
trans-1,3-Dichloropropene	10.0	7.98	80	58-117	
Trichloroethene	10.0	10.3	103	76-117	
Trichlorofluoromethane	10.0	12.2	122	49-157	
Vinyl acetate	10.0	12.5	125	46-161	
Vinyl chloride	10.0	11.0	110	53-127	
tert-Butylbenzene	10.0	9.36	94	71-115	
1,2-Dibromoethane	10.0	9.12	91	79-113	

Column to be used to flag recovery and RPD values

FORM III 8260B

FORM III
GC/MS VOA MATRIX SPIKE RECOVERY

Lab Name: TestAmerica North Canton Job No.: 240-1702-1

SDG No.:

Matrix: Water Level: Low Lab File ID: UXM7739.D

Lab ID: 240-1785-E-12 MS Client ID:

COMPOUND	SPIKE ADDED (ug/L)	SAMPLE CONCENTRATION (ug/L)	MS CONCENTRATION (ug/L)	MS % REC	QC LIMITS REC	#
1,1,1,2-Tetrachloroethane	10.0	1.0 U	9.58	96	64-118	
1,1,1-Trichloroethane	10.0	1.0 U	10.1	101	68-121	
1,1,2,2-Tetrachloroethane	10.0	1.0 U	8.71	87	63-122	
1,1,2-Trichloro-1,2,2-trichfluoroethane	10.0	1.0 U	10.1	101	70-152	
1,1-Dichloroethane	10.0	1.0 U	10.0	100	79-116	
1,1-Dichloroethene	10.0	1.0 U	10.5	105	74-135	
1,1-Dichloropropene	10.0	1.0 U	9.39	94	80-114	
1,2,3-Trichlorobenzene	10.0	1.0 U	8.51	85	45-129	
1,2,3-Trichloropropane	10.0	1.0 U	8.65	87	67-132	
1,2,3-Trimethylbenzene	10.0	5.0 U	9.86	99	70-130	
1,2,4-Trichlorobenzene	10.0	1.0 U	8.15	82	38-138	
1,2,4-Trimethylbenzene	10.0	1.0 U	9.14	91	67-124	
1,2-Dibromo-3-Chloropropane	10.0	2.0 U	6.94	69	32-139	
1,2-Dichlorobenzene	10.0	1.0 U	8.92	89	75-111	
1,2-Dichloroethane	10.0	1.0 U	9.53	95	68-129	
1,2-Dichloropropane	10.0	1.0 U	9.20	92	78-115	
1,3-Dichlorobenzene	10.0	1.0 U	8.81	88	73-110	
1,3-Dichloropropane	10.0	1.0 U	9.04	90	74-118	
1,4-Dichlorobenzene	10.0	1.0 U	8.62	86	75-110	
2,2-Dichloropropane	10.0	1.0 U	9.12	91	38-127	
2-Butanone	20.0	10 U	17.2	86	54-129	
2-Chloroethyl vinyl ether	10.0	10 U	10 U	0	10-150	F
2-Chlorotoluene	10.0	1.0 U	8.95	90	69-117	
2-Hexanone	20.0	10 U	17.2	86	47-139	
4-Chlorotoluene	10.0	1.0 U	8.63	86	71-116	
p-Isopropyltoluene	10.0	1.0 U	8.87	89	64-122	
4-Methyl-2-pentanone	20.0	10 U	17.0	85	56-131	
Acetone	20.0	1.6 J	18.3	84	33-145	
Benzene	10.0	1.0 U	9.33	93	72-121	
Bromobenzene	10.0	1.0 U	8.66	87	71-116	
Bromoform	10.0	1.0 U	6.82	68	32-128	
Bromomethane	10.0	1.0 U	13.1	131	10-186	
Carbon disulfide	10.0	1.0 U	9.75	98	57-147	
Carbon tetrachloride	10.0	1.0 U	9.56	96	59-129	
Chlorobenzene	10.0	1.0 U	9.12	91	80-110	
Dibromochloromethane	10.0	1.0 U	7.10	71	56-118	
Chloroethane	10.0	1.0 U	11.1	111	21-165	
Chloroform	10.0	1.0 U	9.87	99	76-118	
Chloromethane	10.0	1.0 U	10.4	104	33-132	
cis-1,2-Dichloroethene	10.0	1.0 U	9.75	98	70-120	
cis-1,3-Dichloropropene	10.0	1.0 U	6.78	68	51-110	

Column to be used to flag recovery and RPD values

FORM III 8260B

FORM III
GC/MS VOA MATRIX SPIKE RECOVERY

Lab Name: TestAmerica North Canton Job No.: 240-1702-1

SDG No.:

Matrix: Water Level: Low Lab File ID: UXM7739.D

Lab ID: 240-1785-E-12 MS Client ID:

COMPOUND	SPIKE ADDED (ug/L)	SAMPLE CONCENTRATION (ug/L)	MS CONCENTRATION (ug/L)	MS % REC	QC LIMITS REC	#
Dibromomethane	10.0	1.0 U	9.24	92	77-121	
Bromochloromethane	10.0	1.0 U	9.20	92	73-121	
Dichlorodifluoromethane	10.0	1.0 U	8.96	90	17-128	
Bromodichloromethane	10.0	1.0 U	8.90	89	67-120	
tert-Butyl alcohol	200	50 U	163	81	70-130	
Ethylbenzene	10.0	1.0 U	9.25	93	75-116	
Hexachlorobutadiene	10.0	1.0 U	6.17	62	27-132	
Diisopropyl ether	10.0	10 U	9.31 J	93	73-118	
Isopropylbenzene	10.0	1.0 U	9.33	93	68-116	
Methyl tert-butyl ether	10.0	5.0 U	8.90	89	46-144	
Methylene Chloride	10.0	1.0 U	8.23	82	63-128	
m-Xylene & p-Xylene	20.0	2.0 U	18.3	92	75-117	
Naphthalene	10.0	1.0 U	8.68	87	15-158	
n-Butylbenzene	10.0	1.0 U	8.48	85	56-127	
n-Propylbenzene	10.0	1.0 U	8.88	89	64-124	
o-Xylene	10.0	1.0 U	9.49	95	76-116	
sec-Butylbenzene	10.0	1.0 U	8.55	86	60-119	
Styrene	10.0	1.0 U	9.20	92	71-117	
Tetrachloroethene	10.0	1.0 U	9.05	91	70-117	
Toluene	10.0	1.0 U	9.24	92	78-114	
trans-1,2-Dichloroethene	10.0	1.0 U	10.1	101	80-119	
trans-1,3-Dichloropropene	10.0	1.0 U	6.88	69	46-116	
Trichloroethene	10.0	1.0 U	9.21	92	66-120	
Trichlorofluoromethane	10.0	1.0 U	10.9	109	46-157	
Vinyl acetate	10.0	2.0 U	11.2	112	43-157	
Vinyl chloride	10.0	1.0 U	10.5	105	49-130	
tert-Butylbenzene	10.0	1.0 U	8.59	86	61-119	
1,2-Dibromoethane	10.0	1.0 U	8.56	86	74-113	

Column to be used to flag recovery and RPD values

FORM III 8260B

FORM III
GC/MS VOA MATRIX SPIKE DUPLICATE RECOVERY

Lab Name: TestAmerica North Canton Job No.: 240-1702-1

SDG No.:

Matrix: Water Level: Low Lab File ID: UXM7740.D

Lab ID: 240-1785-F-12 MSD Client ID:

COMPOUND	SPIKE ADDED (ug/L)	MSD CONCENTRATION (ug/L)	MSD % REC	% RPD	QC LIMITS RPD	QC LIMITS REC	#
1,1,1,2-Tetrachloroethane	10.0	9.55	96	0	30	64-118	
1,1,1-Trichloroethane	10.0	9.94	99	2	30	68-121	
1,1,2,2-Tetrachloroethane	10.0	8.63	86	1	30	63-122	
1,1,2-Trichloro-1,2,2-trichfluoroethane	10.0	9.74	97	4	30	70-152	
1,1-Dichloroethane	10.0	9.75	98	3	30	79-116	
1,1-Dichloroethene	10.0	10.6	106	1	30	74-135	
1,1-Dichloropropene	10.0	9.47	95	1	30	80-114	
1,2,3-Trichlorobenzene	10.0	8.69	87	2	30	45-129	
1,2,3-Trichloropropane	10.0	8.85	89	2	30	67-132	
1,2,3-Trimethylbenzene	10.0	9.99	100	1	30	70-130	
1,2,4-Trichlorobenzene	10.0	8.34	83	2	30	38-138	
1,2,4-Trimethylbenzene	10.0	9.25	93	1	30	67-124	
1,2-Dibromo-3-Chloropropane	10.0	7.14	71	3	30	32-139	
1,2-Dichlorobenzene	10.0	9.01	90	1	30	75-111	
1,2-Dichloroethane	10.0	9.43	94	1	30	68-129	
1,2-Dichloropropane	10.0	9.53	95	4	30	78-115	
1,3-Dichlorobenzene	10.0	8.96	90	2	30	73-110	
1,3-Dichloropropane	10.0	9.04	90	0	30	74-118	
1,4-Dichlorobenzene	10.0	8.85	89	3	30	75-110	
2,2-Dichloropropane	10.0	9.30	93	2	30	38-127	
2-Butanone	20.0	17.1	86	1	30	54-129	
2-Chloroethyl vinyl ether	10.0	10 U	0	NC	30	10-150	F
2-Chlorotoluene	10.0	9.33	93	4	30	69-117	
2-Hexanone	20.0	17.2	86	0	30	47-139	
4-Chlorotoluene	10.0	8.93	89	3	30	71-116	
p-Isopropyltoluene	10.0	9.14	91	3	30	64-122	
4-Methyl-2-pentanone	20.0	17.5	88	3	30	56-131	
Acetone	20.0	18.6	85	2	30	33-145	
Benzene	10.0	9.31	93	0	30	72-121	
Bromobenzene	10.0	9.11	91	5	30	71-116	
Bromoform	10.0	6.77	68	1	30	32-128	
Bromomethane	10.0	10.6	106	21	30	10-186	
Carbon disulfide	10.0	9.86	99	1	30	57-147	
Carbon tetrachloride	10.0	9.67	97	1	30	59-129	
Chlorobenzene	10.0	8.89	89	3	30	80-110	
Dibromochloromethane	10.0	7.19	72	1	30	56-118	
Chloroethane	10.0	10.2	102	8	30	21-165	
Chloroform	10.0	9.87	99	0	30	76-118	
Chloromethane	10.0	9.87	99	5	30	33-132	
cis-1,2-Dichloroethene	10.0	9.72	97	0	30	70-120	
cis-1,3-Dichloropropene	10.0	6.92	69	2	30	51-110	

Column to be used to flag recovery and RPD values

FORM III 8260B

FORM III
GC/MS VOA MATRIX SPIKE DUPLICATE RECOVERY

Lab Name: TestAmerica North Canton Job No.: 240-1702-1

SDG No.:

Matrix: Water Level: Low Lab File ID: UXM7740.D

Lab ID: 240-1785-F-12 MSD Client ID:

COMPOUND	SPIKE ADDED (ug/L)	MSD CONCENTRATION (ug/L)	MSD % REC	% RPD	QC LIMITS RPD	QC LIMITS REC	#
Dibromomethane	10.0	9.48	95	3	30	77-121	
Bromochloromethane	10.0	9.33	93	1	30	73-121	
Dichlorodifluoromethane	10.0	8.46	85	6	30	17-128	
Bromodichloromethane	10.0	9.06	91	2	30	67-120	
tert-Butyl alcohol	200	159	79	2	30	70-130	
Ethylbenzene	10.0	9.09	91	2	30	75-116	
Hexachlorobutadiene	10.0	6.59	66	7	30	27-132	
Diisopropyl ether	10.0	9.26 J	93	1	30	73-118	
Isopropylbenzene	10.0	9.11	91	2	30	68-116	
Methyl tert-butyl ether	10.0	8.70	87	2	30	46-144	
Methylene Chloride	10.0	8.07	81	2	30	63-128	
m-Xylene & p-Xylene	20.0	17.9	90	2	30	75-117	
Naphthalene	10.0	8.72	87	0	30	15-158	
n-Butylbenzene	10.0	8.61	86	2	30	56-127	
n-Propylbenzene	10.0	9.19	92	3	30	64-124	
o-Xylene	10.0	9.26	93	2	30	76-116	
sec-Butylbenzene	10.0	8.76	88	2	30	60-119	
Styrene	10.0	9.12	91	1	30	71-117	
Tetrachloroethene	10.0	8.83	88	2	30	70-117	
Toluene	10.0	9.22	92	0	30	78-114	
trans-1,2-Dichloroethene	10.0	9.71	97	4	30	80-119	
trans-1,3-Dichloropropene	10.0	7.01	70	2	30	46-116	
Trichloroethene	10.0	9.35	94	2	30	66-120	
Trichlorofluoromethane	10.0	10.5	105	4	30	46-157	
Vinyl acetate	10.0	11.3	113	1	30	43-157	
Vinyl chloride	10.0	10.1	101	4	30	49-130	
tert-Butylbenzene	10.0	8.91	89	4	30	61-119	
1,2-Dibromoethane	10.0	8.64	86	1	30	74-113	

Column to be used to flag recovery and RPD values

FORM III 8260B

FORM II
GC/MS VOA SURROGATE RECOVERY

Lab Name: TestAmerica North Canton Job No.: 240-1702-1

SDG No.:

Matrix: Water Level: Low

GC Column (1): DB-624 ID: 0.18 (mm)

Client Sample ID	Lab Sample ID	DBFM	#	DCA	#	TOL	#	BFB	#
TB-070511	240-1702-2	93		101		97		97	
	MB 240-8090/5	96		95		100		95	
	LCS 240-8090/4	103		98		103		103	
	240-1785-E-12 MS	101		100		99		100	
	240-1785-F-12 MSD	101		99		98		98	

	QC LIMITS
DBFM = Dibromofluoromethane (Surr)	75-121
DCA = 1,2-Dichloroethane-d4 (Surr)	63-129
TOL = Toluene-d8 (Surr)	74-115
BFB = 4-Bromofluorobenzene (Surr)	66-117

Column to be used to flag recovery values

FORM II 8260B

FORM VIII
GC/MS VOA INTERNAL STANDARD AREA AND RETENTION TIME SUMMARY

Lab Name: TestAmerica North Canton Job No.: 240-1702-1

SDG No.:

Sample No.: STD8260 240-7821/4 Date Analyzed: 07/10/2011 16:40

Instrument ID: A3UX16 GC Column: DB-624 ID: 0.18(mm)

Lab File ID (Standard): UXM7678.D Heated Purge: (Y/N) N

Calibration ID: 2238

		FB		CBZ		DCB	
		AREA #	RT #	AREA #	RT #	AREA #	RT #
INITIAL CALIBRATION MID-POINT		1718589	5.72	1136600	8.41	514976	10.65
UPPER LIMIT		3437178	6.22	2273200	8.91	1029952	11.15
LOWER LIMIT		859295	5.22	568300	7.91	257488	10.15
LAB SAMPLE ID	CLIENT SAMPLE ID						
ICV 240-7821/14		1591433	5.72	1037819	8.41	484277	10.65
CCVIS 240-8090/2		1618537	5.72	1036238	8.41	487238	10.65

FB = Fluorobenzene
CBZ = Chlorobenzene-d5
DCB = 1,4-Dichlorobenzene-d4

Area Limit = 50%-200% of internal standard area
RT Limit = ± 0.5 minutes of internal standard RT

Column used to flag values outside QC limits

FORM VIII 8260B

FORM VIII
GC/MS VOA INTERNAL STANDARD AREA AND RETENTION TIME SUMMARY

Lab Name: TestAmerica North Canton Job No.: 240-1702-1

SDG No.:

Sample No.: CCVIS 240-8090/2 Date Analyzed: 07/12/2011 12:05

Instrument ID: A3UX16 GC Column: DB-624 ID: 0.18(mm)

Lab File ID (Standard): UXM7715.D Heated Purge: (Y/N) N

Calibration ID: 2240

		FB		CBZ		DCB	
		AREA #	RT #	AREA #	RT #	AREA #	RT #
12/24 HOUR STD		1618537	5.72	1036238	8.41	487238	10.65
UPPER LIMIT		3237074	6.22	2072476	8.91	974476	11.15
LOWER LIMIT		809269	5.22	518119	7.91	243619	10.15
LAB SAMPLE ID	CLIENT SAMPLE ID						
CCV 240-8090/3		1578063	5.72	986816	8.41	456823	10.65
LCS 240-8090/4		1514185	5.72	969936	8.41	467538	10.65
MB 240-8090/5		1525993	5.72	957378	8.41	455085	10.65
240-1702-2	TB-070511	1463020	5.72	941520	8.41	434194	10.65
240-1785-E-12 MS		1433254	5.72	908631	8.41	428457	10.65
240-1785-F-12 MSD		1503773	5.72	973450	8.41	441776	10.65

FB = Fluorobenzene
CBZ = Chlorobenzene-d5
DCB = 1,4-Dichlorobenzene-d4

Area Limit = 50%-200% of internal standard area
RT Limit = ± 0.5 minutes of internal standard RT

Column used to flag values outside QC limits

FORM VIII 8260B

Method 8260C

Volatile Organic Compounds (GC/MS) by Method 8260C

VOC/ MSA-MW365-070511

FORM V
GC/MS VOA INSTRUMENT PERFORMANCE CHECK
BROMOFLUOROBENZENE (BFB)

Lab Name: TestAmerica North Canton Job No.: 240-1702-1

SDG No.:

Lab File ID: BFB4169.D BFB Injection Date: 06/14/2011

Instrument ID: A3UX10 BFB Injection Time: 11:23

Analysis Batch No.: 4669

M/E	ION ABUNDANCE CRITERIA	% RELATIVE ABUNDANCE	
50	15.0 - 40.0 % of mass 95	18.6	
75	30.0 - 60.0 % of mass 95	50.8	
95	Base Peak, 100% relative abundance	100.0	
96	5.0 - 9.0 % of mass 95	7.0	
173	Less than 2.0 % of mass 174	0.6	(0.7)1
174	50.0 - 120.00 % of mass 95	84.3	
175	5.0 - 9.0 % of mass 174	6.0	(7.1)1
176	95.0 - 101.0 % of mass 174	82.2	(97.5)1
177	5.0 - 9.0 % of mass 176	5.1	(6.2)2

1-Value is % mass 174 2-Value is % mass 176

THIS CHECK APPLIES TO THE FOLLOWING SAMPLES, MS, MSD, BLANKS AND STANDARDS:

CLIENT SAMPLE ID	LAB SAMPLE ID	LAB FILE ID	DATE ANALYZED	TIME ANALYZED
	STD1 240-4669/8	UXX2322.D	06/14/2011	13:56
	STD2 240-4669/9	UXX2323.D	06/14/2011	14:18
	STD3 240-4669/10	UXX2324.D	06/14/2011	14:39
	STD4 240-4669/11	UXX2325.D	06/14/2011	15:01
	STD5 240-4669/12	UXX2326.D	06/14/2011	15:22
	STD6 240-4669/13	UXX2327.D	06/14/2011	15:43

FORM V
GC/MS VOA INSTRUMENT PERFORMANCE CHECK
BROMOFLUOROBENZENE (BFB)

Lab Name: TestAmerica North Canton Job No.: 240-1702-1

SDG No.:

Lab File ID: BFB4195.D BFB Injection Date: 07/06/2011

Instrument ID: A3UX10 BFB Injection Time: 12:08

Analysis Batch No.: 7323

M/E	ION ABUNDANCE CRITERIA	% RELATIVE ABUNDANCE	
50	15.0 - 40.0 % of mass 95	19.2	
75	30.0 - 60.0 % of mass 95	49.9	
95	Base Peak, 100% relative abundance	100.0	
96	5.0 - 9.0 % of mass 95	6.8	
173	Less than 2.0 % of mass 174	0.0	(0.0)1
174	50.0 - 120.00 % of mass 95	90.3	
175	5.0 - 9.0 % of mass 174	6.4	(7.1)1
176	95.0 - 101.0 % of mass 174	88.6	(98.1)1
177	5.0 - 9.0 % of mass 176	6.2	(7.0)2

1-Value is % mass 174 2-Value is % mass 176

THIS CHECK APPLIES TO THE FOLLOWING SAMPLES, MS, MSD, BLANKS AND STANDARDS:

CLIENT SAMPLE ID	LAB SAMPLE ID	LAB FILE ID	DATE ANALYZED	TIME ANALYZED
	STD8260 240-7323/2	UXX3021.D	07/06/2011	12:32
	STD8260 240-7323/3	UXX3022.D	07/06/2011	12:53
	STD8260 240-7323/4	UXX3023.D	07/06/2011	13:15
	STD8260 240-7323/5	UXX3024.D	07/06/2011	13:36
	STD8260 240-7323/6	UXX3025.D	07/06/2011	13:57
	STD8260 240-7323/7	UXX3026.D	07/06/2011	14:19
	ICV 240-7323/8	UXX3027.D	07/06/2011	14:40

FORM VI
GC/MS VOA INITIAL CALIBRATION DATA
INTERNAL STANDARD CURVE EVALUTION

Lab Name: TestAmerica North Canton Job No.: 240-1702-1 Analy Batch No.: 4669

SDG No.:

Instrument ID: A3UX10 GC Column: DB-624 ID: 0.18(mm) Heated Purge: (Y/N) N

Calibration Start Date: 06/14/2011 13:56 Calibration End Date: 06/14/2011 15:43 Calibration ID: 1492

Calibration Files:

LEVEL:	LAB SAMPLE ID:	LAB FILE ID:
Level 1	STD6 240-4669/13	UXX2327.D
Level 2	STD5 240-4669/12	UXX2326.D
Level 3	STD4 240-4669/11	UXX2325.D
Level 4	STD3 240-4669/10	UXX2324.D
Level 5	STD2 240-4669/9	UXX2323.D
Level 6	STD1 240-4669/8	UXX2322.D

ANALYTE	RRF					CURVE TYPE	COEFFICIENT			#	MIN RRF	%RSD	#	MAX %RSD	R^2 OR COD	#	MIN R^2 OR COD
	LVL 1 LVL 6	LVL 2	LVL 3	LVL 4	LVL 5		B	M1	M2								
Dichlorofluoromethane	0.3668 0.3592	0.3661	0.3879	0.3803	0.3654	Ave		0.3710				2.9		15.0			
Ethyl ether	0.2199 0.2027	0.2087	0.2070	0.2037	0.2020	Ave		0.2073				3.2		15.0			
3-Chloro-1-propene	0.0994 0.1243	0.1025	0.1063	0.1170	0.1201	Ave		0.1116				9.2		15.0			
Diisopropyl ether	0.1676 0.2124	0.1789	0.1894	0.2027	0.2064	Ave		0.1929				9.0		15.0			
2-Chloro-1,3-butadiene	0.3192 0.3652	0.3254	0.3406	0.3582	0.3637	Ave		0.3454				5.8		15.0			
Ethyl-t-butyl ether (ETBE)	0.4964 0.6420	0.5306	0.5488	0.5909	0.6190	Ave		0.5713				9.7		15.0			
~~Propionitrile~~	0.0302 0.0312	0.0315	0.0326	0.0304	0.0312	Ave		~~0.0312~~				2.7		15.0			
Ethyl acetate	0.1886 0.1675	0.1837	0.1606	0.1653	0.1555	Ave		0.1702				7.7		15.0			
Methacrylonitrile	0.1147 0.1218	0.1172	0.1300	0.1262	0.1194	Ave		0.1216				4.7		15.0			
~~Isobutyl alcohol~~	0.0095 0.0095	0.0107	0.0105	0.0095	0.0092	Ave		~~0.0098~~				6.3		15.0			
Tert-amyl-methyl ether (TAME)	0.3921 0.5421	0.4181	0.4484	0.4906	0.5133	Ave		0.4674				12.0		15.0			
~~n-Heptane~~	0.0386 0.0480	0.0422	0.0458	0.0472	0.0457	Ave		~~0.0446~~				7.9		15.0			
~~n-Butanol~~	0.0056 0.0073	0.0068	0.0072	0.0069	0.0071	Ave		~~0.0068~~				9.2		15.0			
~~2-Nitropropane~~	0.0306 0.0376	0.0311	0.0292	0.0309	0.0324	Ave		~~0.0320~~				9.2		15.0			
Cyclohexanone	0.0391 0.0576	0.0448	0.0545	0.0547	0.0590	Ave		0.0516				15.0		15.0			

Note: The m1 coefficient is the same as Ave RRF for an Ave curve type.

FORM VI
GC/MS VOA INITIAL CALIBRATION DATA
INTERNAL STANDARD CURVE EVALUTION

Lab Name: TestAmerica North Canton Job No.: 240-1702-1 Analy Batch No.: 4669

SDG No.:

Instrument ID: A3UX10 GC Column: DB-624 ID: 0.18(mm) Heated Purge: (Y/N) N

Calibration Start Date: 06/14/2011 13:56 Calibration End Date: 06/14/2011 15:43 Calibration ID: 1492

ANALYTE	RRF					CURVE TYPE	COEFFICIENT			#	MIN RRF	%RSD	#	MAX %RSD	R^2 OR COD	#	MIN R^2 OR COD
	LVL 1 LVL 6	LVL 2	LVL 3	LVL 4	LVL 5		B	M1	M2								
1,2,3-Trimethylbenzene	1.6069 2.5260	1.7155	1.9492	2.2905	2.4281	Lin1	-1.338	2.5041							0.9980		0.9950
2-Methylnaphthalene	0.5337 0.9727	0.6470	0.9302	1.1148	1.2672	Qua	-4.037	1.5847	-0.007						0.9960		0.9900

Note: The m1 coefficient is the same as Ave RRF for an Ave curve type.

FORM VI
GC/MS VOA INITIAL CALIBRATION DATA
INTERNAL STANDARD CURVE EVALUTION

Lab Name: TestAmerica North Canton Job No.: 240-1702-1 Analy Batch No.: 7323

SDG No.:

Instrument ID: A3UX10 GC Column: DB-624 ID: 0.18(mm) Heated Purge: (Y/N) N

Calibration Start Date: 07/06/2011 12:32 Calibration End Date: 07/06/2011 14:19 Calibration ID: 2203

ANALYTE	RRF					CURVE TYPE	COEFFICIENT			#	MIN RRF	%RSD	#	MAX %RSD	R^2 OR COD	#	MIN R^2 OR COD
	LVL 1 LVL 6	LVL 2	LVL 3	LVL 4	LVL 5		B	M1	M2								
tert-Butyl alcohol	0.0145 0.0146	0.0141	0.0153	0.0153	0.0152	Ave		0.0148				3.6		15.0			
Acrylonitrile	0.0911 0.0874	0.0913	0.0910	0.0940	0.0931	Ave		0.0913				2.5		15.0			
Methyl tert-butyl ether	0.6280 0.6916	0.5814	0.6703	0.6678	0.7073	Ave		0.6577				7.0		15.0			
trans-1,2-Dichloroethene	0.2705 0.2755	0.2615	0.2816	0.2760	0.2818	Ave		0.2745				2.8		15.0			
Hexane	0.0434 0.0608	0.0635	0.0533	0.0560	0.0570	Ave		0.0557				13.0		15.0			
1,1-Dichloroethane	0.4599 0.4708	0.4362	0.4738	0.4690	0.4759	Ave		0.4643			0.1000	3.2		15.0			
Vinyl acetate	0.0199 0.0326	0.0226	0.0264	0.0294	0.0328	Lin1	-0.017	0.0328							0.9980		0.9950
2-Butanone	0.0807 0.0763	0.0788	0.0768	0.0785	0.0807	Ave		0.0786				2.4		15.0			
cis-1,2-Dichloroethene	0.2880 0.2929	0.2634	0.2902	0.2914	0.2978	Ave		0.2873				4.2		15.0			
2,2-Dichloropropane	0.2481 0.2708	0.2392	0.2566	0.2667	0.2724	Ave		0.2590				5.2		15.0			
Bromochloromethane	0.1401 0.1354	0.1270	0.1406	0.1372	0.1389	Ave		0.1365				3.7		15.0			
Tetrahydrofuran	0.0563 0.0529	0.0487	0.0523	0.0536	0.0554	Ave		0.0532				5.0		15.0			
Chloroform	0.4605 0.4569	0.4278	0.4660	0.4547	0.4676	Ave		0.4556				3.2		15.0			
1,1,1-Trichloroethane	0.3288 0.3479	0.3256	0.3494	0.3449	0.3568	Ave		0.3423				3.6		15.0			
Cyclohexane	0.3324 0.4575	0.4199	0.4118	0.4308	0.4416	Ave		0.4157				11.0		15.0			
1,1-Dichloropropene	0.2951 0.3474	0.2885	0.3160	0.3268	0.3440	Ave		0.3196				7.7		15.0			
Carbon tetrachloride	0.2435 0.2990	0.2654	0.2773	0.2854	0.2945	Ave		0.2775				7.4		15.0			
1,2-Dichloroethane	0.3109 0.3233	0.2838	0.3178	0.3190	0.3304	Ave		0.3142				5.2		15.0			
Benzene	0.9726 1.0105	0.8845	0.9723	0.9699	1.0107	Ave		0.9701				4.8		15.0			
Trichloroethene	0.2255 0.2470	0.2127	0.2247	0.2353	0.2441	Ave		0.2315				5.6		15.0			

Note: The m1 coefficient is the same as Ave RRF for an Ave curve type.

FORM VI
GC/MS VOA INITIAL CALIBRATION DATA
INTERNAL STANDARD CURVE EVALUTION

Lab Name: TestAmerica North Canton Job No.: 240-1702-1 Analy Batch No.: 7323

SDG No.:

Instrument ID: A3UX10 GC Column: DB-624 ID: 0.18(mm) Heated Purge: (Y/N) N

Calibration Start Date: 07/06/2011 12:32 Calibration End Date: 07/06/2011 14:19 Calibration ID: 2203

ANALYTE	RRF					CURVE TYPE	COEFFICIENT			#	MIN RRF	%RSD	#	MAX %RSD	R^2 OR COD	#	MIN R^2 OR COD
	LVL 1 LVL 6	LVL 2	LVL 3	LVL 4	LVL 5		B	M1	M2								
1,2-Dichloropropane	0.2025 0.2196	0.1808	0.2040	0.2082	0.2183	Ave		0.2056				6.9		15.0			
Methylcyclohexane	0.3193 0.4695	0.4085	0.3918	0.4308	0.4380	Ave		0.4096				13.0		15.0			
Dibromomethane	0.1202 0.1248	0.1084	0.1217	0.1224	0.1279	Ave		0.1209				5.5		15.0			
~~1,4-Dioxane~~	0.0018 0.0021	0.0021	0.0023	0.0023	0.0023	Ave		~~0.0022~~				9.3		15.0			
Bromodichloromethane	0.2360 0.2739	0.2162	0.2392	0.2477	0.2667	Ave		0.2466				8.6		15.0			
2-Chloroethyl vinyl ether	0.0634 0.0893	0.0634	0.0751	0.0863	0.0930	Lin1	-0.081	0.0911							0.9980		0.9950
cis-1,3-Dichloropropene	0.2023 0.2955	0.1944	0.2322	0.2544	0.2836	Lin1	-0.151	0.2910							0.9970		0.9950
4-Methyl-2-pentanone	0.1142 0.1525	0.1211	0.1315	0.1509	0.1580	Ave		0.1380				13.0		15.0			
Toluene	1.1007 1.4154	1.0764	1.2600	1.3263	1.4028	Ave		1.2636				12.0		15.0			
trans-1,3-Dichloropropene	0.2356 0.3553	0.2324	0.2798	0.3095	0.3497	Lin1	-0.190	0.3531							0.9970		0.9950
Ethyl methacrylate	0.1843 0.3125	0.1989	0.2530	0.2805	0.3195	Lin1	-0.185	0.3161							0.9980		0.9950
1,1,2-Trichloroethane	0.2261 0.2335	0.2164	0.2276	0.2369	0.2445	Ave		0.2308				4.2		15.0			
1,3-Dichloropropane	0.3848 0.4225	0.3656	0.4115	0.4185	0.4353	Ave		0.4064				6.4		15.0			
Tetrachloroethene	0.2522 0.2878	0.2473	0.2666	0.2733	0.2840	Ave		0.2686				6.1		15.0			
2-Hexanone	0.0929 0.1231	0.1045	0.1152	0.1307	0.1393	Ave		0.1176				15.0		15.0			
Dibromochloromethane	0.2144 0.2644	0.1937	0.2218	0.2381	0.2589	Ave		0.2319				12.0		15.0			
1,2-Dibromoethane	0.2025 0.2313	0.1982	0.2224	0.2250	0.2440	Ave		0.2206				7.9		15.0			
Chlorobenzene	0.8550 0.9272	0.8128	0.8901	0.8846	0.9305	Ave		0.8834			0.3000	5.1		15.0			
1,1,1,2-Tetrachloroethane	0.2849 0.3625	0.2787	0.3098	0.3364	0.3534	Ave		0.3209				11.0		15.0			
Ethylbenzene	0.3791 0.5345	0.3936	0.4645	0.4940	0.5207	Ave		0.4644				14.0		15.0			

Note: The m1 coefficient is the same as Ave RRF for an Ave curve type.

FORM VI
GC/MS VOA INITIAL CALIBRATION DATA
INTERNAL STANDARD CURVE EVALUTION

Lab Name: TestAmerica North Canton Job No.: 240-1702-1 Analy Batch No.: 7323

SDG No.:

Instrument ID: A3UX10 GC Column: DB-624 ID: 0.18(mm) Heated Purge: (Y/N) N

Calibration Start Date: 07/06/2011 12:32 Calibration End Date: 07/06/2011 14:19 Calibration ID: 2203

ANALYTE	RRF					CURVE TYPE	COEFFICIENT			#	MIN RRF	%RSD	#	MAX %RSD	R^2 OR COD	#	MIN R^2 OR COD
	LVL 1 LVL 6	LVL 2	LVL 3	LVL 4	LVL 5		B	M1	M2								
m-Xylene & p-Xylene	0.4790 0.6932	0.5051	0.6042	0.6409	0.6748	Ave		0.5995				15.0		15.0			
o-Xylene	0.4748 0.7241	0.4936	0.6156	0.6639	0.7020	Lin1	-0.349	0.7215							0.9990		0.9950
Styrene	0.6932 1.1403	0.7521	0.9515	1.0307	1.1037	Lin1	-0.610	1.1360							0.9990		0.9950
Bromoform	0.1323 0.1773	0.1286	0.1444	0.1592	0.1720	Ave		0.1523			0.1000	13.0		15.0			
Isopropylbenzene	1.1856 1.9450	1.2710	1.5722	1.7199	1.8453	Lin1	-1.061	1.9213							0.9980		0.9950
1,1,2,2-Tetrachloroethane	0.4919 0.4987	0.4671	0.4965	0.4995	0.5334	Ave		0.4979			0.3000	4.3		15.0			
Bromobenzene	0.4903 0.5945	0.4873	0.5488	0.5629	0.5998	Ave		0.5473				9.0		15.0			
1,2,3-Trichloropropane	0.1677 0.1560	0.1426	0.1620	0.1601	0.1703	Ave		0.1598				6.2		15.0			
trans-1,4-Dichloro-2-butene	0.0797 0.1235	0.0836	0.0960	0.1081	0.1242	Lin1	-0.067	0.1235							0.9970		0.9950
n-Propylbenzene	0.4474 0.6917	0.4761	0.5972	0.6282	0.6900	Lin1	-0.339	0.6945							0.9990		0.9950
2-Chlorotoluene	0.4819 0.6074	0.4792	0.5561	0.5708	0.6120	Ave		0.5512				11.0		15.0			
1,3,5-Trimethylbenzene	1.3792 2.2718	1.4933	1.9063	2.0356	2.2076	Lin1	-1.222	2.2642							0.9990		0.9950
4-Chlorotoluene	0.4561 0.6291	0.5064	0.5729	0.5976	0.6299	Ave		0.5653				12.0		15.0			
tert-Butylbenzene	1.1726 1.9987	1.2243	1.5289	1.7316	1.9082	Lin1	-1.217	1.9743							0.9970		0.9950
1,2,4-Trimethylbenzene	1.4816 2.3678	1.6101	2.0379	2.1459	2.3293	Lin1	-1.197	2.3696							0.9990		0.9950
sec-Butylbenzene	1.7609 2.8611	1.9653	2.3523	2.5153	2.7386	Lin1	-1.486	2.8299							0.9980		0.9950
1,3-Dichlorobenzene	1.2000 1.3003	1.1053	1.2310	1.2413	1.3146	Ave		1.2321				6.1		15.0			
p-Isopropyltoluene	1.5503 2.5153	1.7134	2.1345	2.2440	2.4405	Lin1	-1.292	2.5034							0.9990		0.9950
1,4-Dichlorobenzene	1.3168 1.3569	1.2162	1.3112	1.2998	1.3672	Ave		1.3114				4.1		15.0			
n-Butylbenzene	1.4075 2.2201	1.4798	1.8111	1.9522	2.1237	Lin1	-1.159	2.1946							0.9980		0.9950

Note: The m1 coefficient is the same as Ave RRF for an Ave curve type.

FORM VI
GC/MS VOA INITIAL CALIBRATION DATA
INTERNAL STANDARD CURVE EVALUTION

Lab Name: TestAmerica North Canton Job No.: 240-1702-1 Analy Batch No.: 7323

SDG No.:

Instrument ID: A3UX10 GC Column: DB-624 ID: 0.18(mm) Heated Purge: (Y/N) N

Calibration Start Date: 07/06/2011 12:32 Calibration End Date: 07/06/2011 14:19 Calibration ID: 2203

ANALYTE	RRF					CURVE TYPE	COEFFICIENT			#	MIN RRF	%RSD	#	MAX %RSD	R^2 OR COD	#	MIN R^2 OR COD
	LVL 1 LVL 6	LVL 2	LVL 3	LVL 4	LVL 5		B	M1	M2								
1,2-Dichlorobenzene	1.2060 1.3029	1.1570	1.2699	1.2772	1.3226	Ave		1.2559				5.0		15.0			
1,2-Dibromo-3-Chloropropane	0.0803 0.0920	0.0823	0.0873	0.0900	0.0979	Ave		0.0883				7.3		15.0			
1,3,5-Trichlorobenzene	0.9268 1.0036	0.8682	0.9482	0.9365	0.9723	Ave		0.9426				4.9		15.0			
1,2,4-Trichlorobenzene	0.7400 0.8563	0.7384	0.8176	0.8024	0.8633	Ave		0.8030				6.8		15.0			
Hexachlorobutadiene	0.3619 0.3791	0.3692	0.3745	0.3477	0.3507	Ave		0.3639				3.5		15.0			
Naphthalene	1.2690 1.7374	1.3696	1.6818	1.7436	1.9066	Ave		1.6180				15.0		15.0			
1,2,3-Trichlorobenzene	0.7672 0.7250	0.7658	0.8236	0.7615	0.7610	Ave		0.7673				4.1		15.0			
Dibromofluoromethane (Surr)	0.2221 0.2302	0.2185	0.2306	0.2327	0.2346	Ave		0.2281				2.8		15.0			
1,2-Dichloroethane-d4 (Surr)	0.2743 0.2751	0.2445	0.2605	0.2736	0.2818	Ave		0.2683				5.1		15.0			
Toluene-d8 (Surr)	0.8865 1.1736	0.9167	1.0401	1.1079	1.1653	Ave		1.0483				12.0		15.0			
4-Bromofluorobenzene (Surr)	0.3718 0.4836	0.3824	0.4329	0.4584	0.4836	Ave		0.4354				11.0		15.0			

Note: The m1 coefficient is the same as Ave RRF for an Ave curve type.

FORM VI
GC/MS VOA INITIAL CALIBRATION DATA
INTERNAL STANDARD RESPONSE AND CONCENTRATION

Lab Name: TestAmerica North Canton Job No.: 240-1702-1 Analy Batch No.: 4669

SDG No.:

Instrument ID: A3UX10 GC Column: DB-624 ID: 0.18(mm) Heated Purge: (Y/N) N

Calibration Start Date: 06/14/2011 13:56 Calibration End Date: 06/14/2011 15:43 Calibration ID: 1492

Calibration Files:

LEVEL:	LAB SAMPLE ID:	LAB FILE ID:
Level 1	STD6 240-4669/13	UXX2327.D
Level 2	STD5 240-4669/12	UXX2326.D
Level 3	STD4 240-4669/11	UXX2325.D
Level 4	STD3 240-4669/10	UXX2324.D
Level 5	STD2 240-4669/9	UXX2323.D
Level 6	STD1 240-4669/8	UXX2322.D

ANALYTE	IS REF	CURVE TYPE	RESPONSE					CONCENTRATION (UG/L)				
			LVL 1 LVL 6	LVL 2	LVL 3	LVL 4	LVL 5	LVL 1 LVL 6	LVL 2	LVL 3	LVL 4	LVL 5
Dichlorofluoromethane	FB	Ave	56817 2341310	116589	301237	586064	1176221	1.00 40.0	2.00	5.00	10.0	20.0
Ethyl ether	FB	Ave	34065 1320894	66471	160732	313981	650172	1.00 40.0	2.00	5.00	10.0	20.0
3-Chloro-1-propene	FB	Ave	15390 810208	32653	82542	180287	386419	1.00 40.0	2.00	5.00	10.0	20.0
Diisopropyl ether	FB	Ave	129799 6920362	284949	735344	1561608	3321786	5.00 200	10.0	25.0	50.0	100
2-Chloro-1,3-butadiene	FB	Ave	49442 2380180	103642	264520	552086	1170614	1.00 40.0	2.00	5.00	10.0	20.0
Ethyl-t-butyl ether (ETBE)	FB	Ave	76883 4184103	168972	426156	910586	1992520	1.00 40.0	2.00	5.00	10.0	20.0
Propionitrile	FB	Ave	9369 406442	20063	50617	93702	200774	2.00 80.0	4.00	10.0	20.0	40.0
Ethyl acetate	FB	Ave	58407 2183026	116985	249452	509608	1001045	2.00 80.0	4.00	10.0	20.0	40.0
Methacrylonitrile	FB	Ave	17762 794032	37340	100909	194491	384385	1.00 40.0	2.00	5.00	10.0	20.0
Isobutyl alcohol	CBZ	Ave	20315 835364	46049	112010	199362	403793	20.0 800	40.0	100	200	400
Tert-amyl-methyl ether (TAME)	FB	Ave	60729 3532761	133144	348179	756025	1652018	1.00 40.0	2.00	5.00	10.0	20.0
n-Heptane	FB	Ave	5980 312617	13434	35587	72702	147015	1.00 40.0	2.00	5.00	10.0	20.0
n-Butanol	CBZ	Ave	11965 642596	29436	76945	144486	308412	20.0 800	40.0	100	200	400
2-Nitropropane	FB	Ave	9466 489817	19779	45380	95275	208852	2.00 80.0	4.00	10.0	20.0	40.0
Cyclohexanone	DCB	Ave	21788 1483155	50737	161636	322403	745621	10.0 400	20.0	50.0	100	200
1,2,3-Trimethylbenzene	DCB	Lin1	89439 6506794	194465	577970	1349669	3068898	1.00 40.0	2.00	5.00	10.0	20.0

FORM VI
GC/MS VOA INITIAL CALIBRATION DATA
INTERNAL STANDARD RESPONSE AND CONCENTRATION

Lab Name: TestAmerica North Canton Job No.: 240-1702-1 Analy Batch No.: 4669

SDG No.:

Instrument ID: A3UX10 GC Column: DB-624 ID: 0.18(mm) Heated Purge: (Y/N) N

Calibration Start Date: 06/14/2011 13:56 Calibration End Date: 06/14/2011 15:43 Calibration ID: 1492

ANALYTE	IS REF	CURVE TYPE	RESPONSE					CONCENTRATION (UG/L)				
			LVL 1 LVL 6	LVL 2	LVL 3	LVL 4	LVL 5	LVL 1 LVL 6	LVL 2	LVL 3	LVL 4	LVL 5
2-Methylnaphthalene	DCB	Qua	59408 5011192	146687	551644	1313806	3203331	2.00 80.0	4.00	10.0	20.0	40.0

Curve Type Legend:
Ave = Average ISTD
Lin1 = Linear 1/conc ISTD
Qua = Quadratic ISTD

FORM VI
GC/MS VOA INITIAL CALIBRATION DATA
INTERNAL STANDARD CURVE EVALUTION

Lab Name: TestAmerica North Canton Job No.: 240-1702-1 Analy Batch No.: 7323

SDG No.:

Instrument ID: A3UX10 GC Column: DB-624 ID: 0.18(mm) Heated Purge: (Y/N) N

Calibration Start Date: 07/06/2011 12:32 Calibration End Date: 07/06/2011 14:19 Calibration ID: 2203

Calibration Files:

LEVEL:	LAB SAMPLE ID:	LAB FILE ID:
Level 1	STD8260 240-7323/7	UXX3026.D
Level 2	STD8260 240-7323/6	UXX3025.D
Level 3	STD8260 240-7323/5	UXX3024.D
Level 4	STD8260 240-7323/4	UXX3023.D
Level 5	STD8260 240-7323/3	UXX3022.D
Level 6	STD8260 240-7323/2	UXX3021.D

ANALYTE	RRF					CURVE TYPE	COEFFICIENT			#	MIN RRF	%RSD	#	MAX %RSD	R^2 OR COD	#	MIN R^2 OR COD
	LVL 1	LVL 2	LVL 3	LVL 4	LVL 5		B	M1	M2								
	LVL 6																
Dichlorodifluoromethane	0.1987	0.2560	0.2281	0.2167	0.2118	Ave		0.2199				9.2		15.0			
	0.2083																
Chloromethane	0.3221	0.2971	0.3033	0.2916	0.2801	Ave		0.2917			0.1000	7.6		15.0			
	0.2562																
Vinyl chloride	0.3101	0.3247	0.3250	0.3021	0.3059	Ave		0.3098				4.3		15.0			
	0.2913																
Bromomethane	0.1861	0.1718	0.1698	0.1700	0.1801	Ave		0.1734				4.8		15.0			
	0.1627																
Chloroethane	0.2367	0.2066	0.2079	0.1964	0.2071	Ave		0.2129				6.7		15.0			
	0.2225																
Trichlorofluoromethane	0.2919	0.3266	0.2990	0.2994	0.3127	Ave		0.3076				4.2		15.0			
	0.3161																
Acrolein	0.0319	0.0333	0.0356	0.0361	0.0348	Ave		0.0343				4.5		15.0			
	0.0342																
1,1-Dichloroethene	0.2334	0.2316	0.2352	0.2355	0.2307	Ave		0.2342				1.3		15.0			
	0.2388																
Acetone	0.1012	0.0858	0.0775	0.0746	0.0726	Ave		0.0799				15.0		15.0			
	0.0675																
1,1,2-Trichloro-1,2,2-trichfluoroethane	0.1714	0.2188	0.1863	0.1887	0.1872	Ave		0.1914				8.2		15.0			
	0.1959																
Iodomethane	0.4099	0.3830	0.4123	0.4053	0.4046	Ave		0.4008				2.9		15.0			
	0.3899																
Carbon disulfide	0.7106	0.6828	0.7399	0.7488	0.7565	Ave		0.7330				4.1		15.0			
	0.7595																
Acetonitrile	0.0329	0.0299	0.0320	0.0308	0.0277	Ave		0.0302				6.8		15.0			
	0.0282																
Methyl acetate	0.1853	0.1789	0.1776	0.1758	0.1774	Ave		0.1767				3.7		15.0			
	0.1651																
Methylene Chloride	0.5375	0.3860	0.3260	0.2984	0.2855	Lin1	0.2625	0.2691							1.0000		0.9950
	0.2732																

Note: The m1 coefficient is the same as Ave RRF for an Ave curve type.

FORM VI
GC/MS VOA INITIAL CALIBRATION DATA
INTERNAL STANDARD RESPONSE AND CONCENTRATION

Lab Name: TestAmerica North Canton Job No.: 240-1702-1 Analy Batch No.: 7323

SDG No.:

Instrument ID: A3UX10 GC Column: DB-624 ID: 0.18(mm) Heated Purge: (Y/N) N

Calibration Start Date: 07/06/2011 12:32 Calibration End Date: 07/06/2011 14:19 Calibration ID: 2203

Calibration Files:

LEVEL:	LAB SAMPLE ID:	LAB FILE ID:
Level 1	STD8260 240-7323/7	UXX3026.D
Level 2	STD8260 240-7323/6	UXX3025.D
Level 3	STD8260 240-7323/5	UXX3024.D
Level 4	STD8260 240-7323/4	UXX3023.D
Level 5	STD8260 240-7323/3	UXX3022.D
Level 6	STD8260 240-7323/2	UXX3021.D

ANALYTE	IS REF	CURVE TYPE	RESPONSE					CONCENTRATION (UG/L)				
			LVL 1 LVL 6	LVL 2	LVL 3	LVL 4	LVL 5	LVL 1 LVL 6	LVL 2	LVL 3	LVL 4	LVL 5
Dichlorodifluoromethane	FB	Ave	26050 1284603	68350	159047	315534	652647	1.00 40.0	2.00	5.00	10.0	20.0
Chloromethane	FB	Ave	42224 1579508	79331	211479	424671	863061	1.00 40.0	2.00	5.00	10.0	20.0
Vinyl chloride	FB	Ave	40650 1796270	86680	226616	439880	942533	1.00 40.0	2.00	5.00	10.0	20.0
Bromomethane	FB	Ave	24391 1003431	45877	118409	247554	554755	1.00 40.0	2.00	5.00	10.0	20.0
Chloroethane	FB	Ave	31021 1371833	55163	144969	285930	638191	1.00 40.0	2.00	5.00	10.0	20.0
Trichlorofluoromethane	FB	Ave	38257 1949134	87202	208515	435936	963491	1.00 40.0	2.00	5.00	10.0	20.0
Acrolein	FB	Ave	41802 2111446	88834	248254	525031	1073291	10.0 400	20.0	50.0	100	200
1,1-Dichloroethene	FB	Ave	30597 1472243	61836	164011	342932	710844	1.00 40.0	2.00	5.00	10.0	20.0
Acetone	FB	Ave	26524 831896	45789	108153	217293	447454	2.00 80.0	4.00	10.0	20.0	40.0
1,1,2-Trichloro-1,2,2-trichfluoroethane	FB	Ave	22469 1207710	58415	129910	274806	576723	1.00 40.0	2.00	5.00	10.0	20.0
Iodomethane	FB	Ave	53727 2403864	102249	287496	590181	1246512	1.00 40.0	2.00	5.00	10.0	20.0
Carbon disulfide	FB	Ave	93143 4682760	182300	515941	1090446	2330601	1.00 40.0	2.00	5.00	10.0	20.0
Acetonitrile	FB	Ave	43074 1737138	79849	223193	447998	852965	10.0 400	20.0	50.0	100	200
Methyl acetate	FB	Ave	48590 2035824	95507	247665	512085	1093301	2.00 80.0	4.00	10.0	20.0	40.0
Methylene Chloride	FB	Lin1	70456 1684608	103059	227302	434474	879674	1.00 40.0	2.00	5.00	10.0	20.0
tert-Butyl alcohol	FB	Ave	37907 1806056	75047	213904	445273	939289	20.0 800	40.0	100	200	400

FORM VI
GC/MS VOA INITIAL CALIBRATION DATA
INTERNAL STANDARD RESPONSE AND CONCENTRATION

Lab Name: TestAmerica North Canton Job No.: 240-1702-1 Analy Batch No.: 7323

SDG No.:

Instrument ID: A3UX10 GC Column: DB-624 ID: 0.18(mm) Heated Purge: (Y/N) N

Calibration Start Date: 07/06/2011 12:32 Calibration End Date: 07/06/2011 14:19 Calibration ID: 2203

ANALYTE	IS REF	CURVE TYPE	RESPONSE					CONCENTRATION (UG/L)				
			LVL 1 LVL 6	LVL 2	LVL 3	LVL 4	LVL 5	LVL 1 LVL 6	LVL 2	LVL 3	LVL 4	LVL 5
Acrylonitrile	FB	Ave	23890 1078368	48736	126954	273621	573441	2.00 80.0	4.00	10.0	20.0	40.0
Methyl tert-butyl ether	FB	Ave	82320 4264115	155220	467437	972368	2179153	1.00 40.0	2.00	5.00	10.0	20.0
trans-1,2-Dichloroethene	FB	Ave	35461 1698584	69820	196358	401845	868192	1.00 40.0	2.00	5.00	10.0	20.0
Hexane	FB	Ave	5694 374724	16945	37148	81551	175561	1.00 40.0	2.00	5.00	10.0	20.0
1,1-Dichloroethane	FB	Ave	60285 2902847	116460	330413	682885	1466111	1.00 40.0	2.00	5.00	10.0	20.0
Vinyl acetate	FB	Lin1	2610 200744	6043	18441	42880	101002	1.00 40.0	2.00	5.00	10.0	20.0
2-Butanone	FB	Ave	21153 940518	42081	107079	228660	497348	2.00 80.0	4.00	10.0	20.0	40.0
cis-1,2-Dichloroethene	FB	Ave	37757 1806022	70330	202377	424397	917620	1.00 40.0	2.00	5.00	10.0	20.0
2,2-Dichloropropane	FB	Ave	32526 1669740	63864	178929	388407	839215	1.00 40.0	2.00	5.00	10.0	20.0
Bromochloromethane	FB	Ave	18360 834582	33895	98053	199769	427901	1.00 40.0	2.00	5.00	10.0	20.0
Tetrahydrofuran	FB	Ave	7378 326337	13015	36489	78058	170759	1.00 40.0	2.00	5.00	10.0	20.0
Chloroform	FB	Ave	60368 2817101	114224	324941	662064	1440623	1.00 40.0	2.00	5.00	10.0	20.0
1,1,1-Trichloroethane	FB	Ave	43101 2145248	86938	243668	502231	1099304	1.00 40.0	2.00	5.00	10.0	20.0
Cyclohexane	FB	Ave	43576 2820720	112110	287204	627319	1360476	1.00 40.0	2.00	5.00	10.0	20.0
1,1-Dichloropropene	FB	Ave	38681 2142064	77013	220377	475913	1059808	1.00 40.0	2.00	5.00	10.0	20.0
Carbon tetrachloride	FB	Ave	31919 1843841	70857	193353	415581	907463	1.00 40.0	2.00	5.00	10.0	20.0
1,2-Dichloroethane	FB	Ave	40759 1993201	75768	221636	464515	1017775	1.00 40.0	2.00	5.00	10.0	20.0
Benzene	FB	Ave	127492 6230555	236133	678013	1412288	3113735	1.00 40.0	2.00	5.00	10.0	20.0
Trichloroethene	FB	Ave	29563 1522864	56779	156693	342610	751974	1.00 40.0	2.00	5.00	10.0	20.0
1,2-Dichloropropane	FB	Ave	26540 1354351	48276	142231	303221	672660	1.00 40.0	2.00	5.00	10.0	20.0
Methylcyclohexane	FB	Ave	41858 2894891	109061	273225	627285	1349320	1.00 40.0	2.00	5.00	10.0	20.0

FORM VI
GC/MS VOA INITIAL CALIBRATION DATA
INTERNAL STANDARD RESPONSE AND CONCENTRATION

Lab Name: TestAmerica North Canton Job No.: 240-1702-1 Analy Batch No.: 7323

SDG No.:

Instrument ID: A3UX10 GC Column: DB-624 ID: 0.18(mm) Heated Purge: (Y/N) N

Calibration Start Date: 07/06/2011 12:32 Calibration End Date: 07/06/2011 14:19 Calibration ID: 2203

ANALYTE	IS REF	CURVE TYPE	RESPONSE					CONCENTRATION (UG/L)				
			LVL 1 LVL 6	LVL 2	LVL 3	LVL 4	LVL 5	LVL 1 LVL 6	LVL 2	LVL 3	LVL 4	LVL 5
Dibromomethane	FB	Ave	15759 769592	28943	84837	178216	394158	1.00 40.0	2.00	5.00	10.0	20.0
1,4-Dioxane	FB	Ave	11939 650043	28693	81797	170625	354656	50.0 2000	100	250	500	1000
Bromodichloromethane	FB	Ave	30937 1688783	57730	166829	360685	821716	1.00 40.0	2.00	5.00	10.0	20.0
2-Chloroethyl vinyl ether	FB	Lin1	16608 1101515	33872	104717	251469	572909	2.00 80.0	4.00	10.0	20.0	40.0
cis-1,3-Dichloropropene	FB	Lin1	26515 1822091	51901	161955	370467	873693	1.00 40.0	2.00	5.00	10.0	20.0
4-Methyl-2-pentanone	FB	Ave	29927 1880686	64667	183412	439477	973397	2.00 80.0	4.00	10.0	20.0	40.0
Toluene	CBZ	Ave	99106 5990773	194832	595409	1315666	2942008	1.00 40.0	2.00	5.00	10.0	20.0
trans-1,3-Dichloropropene	CBZ	Lin1	21210 1503837	42065	132223	306998	733379	1.00 40.0	2.00	5.00	10.0	20.0
Ethyl methacrylate	CBZ	Lin1	16598 1322654	36000	119548	278292	670077	1.00 40.0	2.00	5.00	10.0	20.0
1,1,2-Trichloroethane	CBZ	Ave	20357 988321	39171	107539	235027	512845	1.00 40.0	2.00	5.00	10.0	20.0
1,3-Dichloropropane	CBZ	Ave	34643 1788431	66178	194458	415188	912925	1.00 40.0	2.00	5.00	10.0	20.0
Tetrachloroethene	CBZ	Ave	22709 1218096	44771	125986	271119	595701	1.00 40.0	2.00	5.00	10.0	20.0
2-Hexanone	CBZ	Ave	16732 1042244	37835	108840	259271	584313	2.00 80.0	4.00	10.0	20.0	40.0
Dibromochloromethane	CBZ	Ave	19301 1119244	35065	104820	236230	543034	1.00 40.0	2.00	5.00	10.0	20.0
1,2-Dibromoethane	CBZ	Ave	18233 979213	35870	105094	223152	511634	1.00 40.0	2.00	5.00	10.0	20.0
Chlorobenzene	CBZ	Ave	76980 3924676	147122	420606	877529	1951423	1.00 40.0	2.00	5.00	10.0	20.0
1,1,1,2-Tetrachloroethane	CBZ	Ave	25654 1534371	50446	146371	333662	741163	1.00 40.0	2.00	5.00	10.0	20.0
Ethylbenzene	CBZ	Ave	34135 2262446	71245	219504	490044	1091995	1.00 40.0	2.00	5.00	10.0	20.0
m-Xylene & p-Xylene	CBZ	Ave	86261 5867904	182844	571023	1271488	2830198	2.00 80.0	4.00	10.0	20.0	40.0
o-Xylene	CBZ	Lin1	42752 3064793	89338	290897	658531	1472186	1.00 40.0	2.00	5.00	10.0	20.0
Styrene	CBZ	Lin1	62419 4826426	136131	449608	1022422	2314652	1.00 40.0	2.00	5.00	10.0	20.0

FORM VI
GC/MS VOA INITIAL CALIBRATION DATA
INTERNAL STANDARD RESPONSE AND CONCENTRATION

Lab Name: TestAmerica North Canton Job No.: 240-1702-1 Analy Batch No.: 7323

SDG No.:

Instrument ID: A3UX10 GC Column: DB-624 ID: 0.18(mm) Heated Purge: (Y/N) N

Calibration Start Date: 07/06/2011 12:32 Calibration End Date: 07/06/2011 14:19 Calibration ID: 2203

ANALYTE	IS REF	CURVE TYPE	RESPONSE					CONCENTRATION (UG/L)				
			LVL 1 LVL 6	LVL 2	LVL 3	LVL 4	LVL 5	LVL 1 LVL 6	LVL 2	LVL 3	LVL 4	LVL 5
Bromoform	CBZ	Ave	11910 750336	23284	68247	157918	360798	1.00 40.0	2.00	5.00	10.0	20.0
Isopropylbenzene	CBZ	Lin1	106752 8232694	230053	742935	1706159	3870091	1.00 40.0	2.00	5.00	10.0	20.0
1,1,2,2-Tetrachloroethane	DCB	Ave	32909 1619673	64082	180660	381375	839952	1.00 40.0	2.00	5.00	10.0	20.0
Bromobenzene	DCB	Ave	32808 1930751	66855	199696	429776	944544	1.00 40.0	2.00	5.00	10.0	20.0
1,2,3-Trichloropropane	DCB	Ave	11219 506721	19562	58928	122265	268192	1.00 40.0	2.00	5.00	10.0	20.0
trans-1,4-Dichloro-2-butene	DCB	Lin1	5334 401199	11466	34945	82510	195566	1.00 40.0	2.00	5.00	10.0	20.0
n-Propylbenzene	DCB	Lin1	29936 2246453	65316	217293	479634	1086579	1.00 40.0	2.00	5.00	10.0	20.0
2-Chlorotoluene	DCB	Ave	32240 1972734	65740	202347	435811	963726	1.00 40.0	2.00	5.00	10.0	20.0
1,3,5-Trimethylbenzene	DCB	Lin1	92277 7377945	204859	693609	1554145	3476411	1.00 40.0	2.00	5.00	10.0	20.0
4-Chlorotoluene	DCB	Ave	30519 2042930	69466	208439	456303	991971	1.00 40.0	2.00	5.00	10.0	20.0
tert-Butylbenzene	DCB	Lin1	78454 6490924	167962	556270	1322074	3004849	1.00 40.0	2.00	5.00	10.0	20.0
1,2,4-Trimethylbenzene	DCB	Lin1	99132 7689527	220880	741479	1638359	3668062	1.00 40.0	2.00	5.00	10.0	20.0
sec-Butylbenzene	DCB	Lin1	117817 9291581	269615	855858	1920400	4312537	1.00 40.0	2.00	5.00	10.0	20.0
1,3-Dichlorobenzene	DCB	Ave	80293 4222992	151635	447885	947761	2070092	1.00 40.0	2.00	5.00	10.0	20.0
p-Isopropyltoluene	DCB	Lin1	103728 8168840	235049	776621	1713324	3843124	1.00 40.0	2.00	5.00	10.0	20.0
1,4-Dichlorobenzene	DCB	Ave	88105 4406549	166848	477068	992429	2153028	1.00 40.0	2.00	5.00	10.0	20.0
n-Butylbenzene	DCB	Lin1	94174 7210003	203004	658966	1490510	3344234	1.00 40.0	2.00	5.00	10.0	20.0
1,2-Dichlorobenzene	DCB	Ave	80693 4231226	158725	462037	975106	2082691	1.00 40.0	2.00	5.00	10.0	20.0
1,2-Dibromo-3-Chloropropane	DCB	Ave	5374 298910	11288	31760	68744	154123	1.00 40.0	2.00	5.00	10.0	20.0
1,3,5-Trichlorobenzene	DCB	Ave	62010 3259344	119111	344993	715010	1531057	1.00 40.0	2.00	5.00	10.0	20.0
1,2,4-Trichlorobenzene	DCB	Ave	49510 2780970	101298	297479	612659	1359435	1.00 40.0	2.00	5.00	10.0	20.0

FORM VI
GC/MS VOA INITIAL CALIBRATION DATA
INTERNAL STANDARD RESPONSE AND CONCENTRATION

Lab Name: TestAmerica North Canton Job No.: 240-1702-1 Analy Batch No.: 7323

SDG No.:

Instrument ID: A3UX10 GC Column: DB-624 ID: 0.18(mm) Heated Purge: (Y/N) N

Calibration Start Date: 07/06/2011 12:32 Calibration End Date: 07/06/2011 14:19 Calibration ID: 2203

ANALYTE	IS REF	CURVE TYPE	RESPONSE					CONCENTRATION (UG/L)				
			LVL 1 LVL 6	LVL 2	LVL 3	LVL 4	LVL 5	LVL 1 LVL 6	LVL 2	LVL 3	LVL 4	LVL 5
Hexachlorobutadiene	DCB	Ave	24215 1231092	50651	136278	265481	552203	1.00 40.0	2.00	5.00	10.0	20.0
Naphthalene	DCB	Ave	84905 5642288	187889	611921	1331224	3002410	1.00 40.0	2.00	5.00	10.0	20.0
1,2,3-Trichlorobenzene	DCB	Ave	51330 2354355	105057	299673	581413	1198328	1.00 40.0	2.00	5.00	10.0	20.0
Dibromofluoromethane (Surr)	FB	Ave	29118 1419490	58339	160843	338896	722719	1.00 40.0	2.00	5.00	10.0	20.0
1,2-Dichloroethane-d4 (Surr)	FB	Ave	35961 1696256	65282	181677	398411	868181	1.00 40.0	2.00	5.00	10.0	20.0
Toluene-d8 (Surr)	CBZ	Ave	79822 4967298	165939	491466	1098977	2443972	1.00 40.0	2.00	5.00	10.0	20.0
4-Bromofluorobenzene (Surr)	CBZ	Ave	33475 2046791	69224	204551	454686	1014277	1.00 40.0	2.00	5.00	10.0	20.0

Curve Type Legend:
Ave = Average ISTD
Lin1 = Linear 1/conc ISTD

FORM VII
GC/MS VOA CONTINUING CALIBRATION DATA

Lab Name: TestAmerica North Canton Job No.: 240-1702-1

SDG No.:

Lab Sample ID: ICV 240-7323/8 Calibration Date: 07/06/2011 14:40

Instrument ID: A3UX10 Calib Start Date: 06/14/2011 13:56

GC Column: DB-624 ID: 0.18(mm) Calib End Date: 06/14/2011 15:43

Lab File ID: UXX3027.D Conc. Units: ug/L Heated Purge: (Y/N) N

ANALYTE	CURVE TYPE	AVE RRF	RRF	MIN RRF	CALC AMOUNT	SPIKE AMOUNT	%D	MAX %D
Ethyl ether	Ave	0.2073	0.2198		10.6	10.0	6.0	20.0
Diisopropyl ether	Ave	0.1929	0.2272		11.8	10.0	17.8	20.0
Isobutyl alcohol	Ave	0.0098	0.0086		440	500	-12.1	20.0
Cyclohexanone	Ave	0.0516	0.0103		39.9	200	-80.0*	20.0
1,2,3-Trimethylbenzene	Linl		2.269		9.60	10.0	-4.0	20.0

FORM VII
GC/MS VOA CONTINUING CALIBRATION DATA

Lab Name: TestAmerica North Canton Job No.: 240-1702-1

SDG No.:

Lab Sample ID: ICV 240-7323/8 Calibration Date: 07/06/2011 14:40

Instrument ID: A3UX10 Calib Start Date: 07/06/2011 12:32

GC Column: DB-624 ID: 0.18(mm) Calib End Date: 07/06/2011 14:19

Lab File ID: UXX3027.D Conc. Units: ug/L Heated Purge: (Y/N) N

ANALYTE	CURVE TYPE	AVE RRF	RRF	MIN RRF	CALC AMOUNT	SPIKE AMOUNT	%D	MAX %D
Dichlorodifluoromethane	Ave	0.2199	0.2340		10.6	10.0	6.4	20.0
Chloromethane	Ave	0.2917	0.3063	0.1000	10.5	10.0	5.0	20.0
Vinyl chloride	Ave	0.3098	0.3232		10.4	10.0	4.3	20.0
Bromomethane	Ave	0.1734	0.1658		9.56	10.0	-4.4	20.0
Chloroethane	Ave	0.2129	0.2060		9.68	10.0	-3.2	20.0
Trichlorofluoromethane	Ave	0.3076	0.3355		10.9	10.0	9.1	20.0
Acrolein	Ave	0.0343	0.0338		29.6	30.0	-1.4	20.0
1,1-Dichloroethene	Ave	0.2342	0.2519		10.8	10.0	7.5	20.0
Acetone	Ave	0.0799	0.0707		17.7	20.0	-11.4	20.0
1,1,2-Trichloro-1,2,2-trichfluoroethane	Ave	0.1914	0.2139		11.2	10.0	11.7	20.0
Iodomethane	Ave	0.4008	0.4573		11.4	10.0	14.1	20.0
Carbon disulfide	Ave	0.7330	0.8033		11.0	10.0	9.6	20.0
Acetonitrile	Ave	0.0302	0.0290		28.8	30.0	-4.0	20.0
Methyl acetate	Ave	0.1767	0.1602		9.07	10.0	-9.3	20.0
Methylene Chloride	Lin1		0.3122		10.6	10.0	6.0	20.0
tert-Butyl alcohol	Ave	0.0148	0.0142		191	200	-4.6	20.0
Acrylonitrile	Ave	0.0913	0.0894		29.4	30.0	-2.1	20.0
Methyl tert-butyl ether	Ave	0.6577	0.6522		9.92	10.0	-0.8	20.0
trans-1,2-Dichloroethene	Ave	0.2745	0.2916		10.6	10.0	6.2	20.0
Hexane	Ave	0.0557	0.0604		10.8	10.0	8.5	20.0
1,1-Dichloroethane	Ave	0.4643	0.4878	0.1000	10.5	10.0	5.1	20.0
Vinyl acetate	Lin1		0.0420		13.3	10.0	33.0*	20.0
2-Butanone	Ave	0.0786	0.0718		18.3	20.0	-8.7	20.0
cis-1,2-Dichloroethene	Ave	0.2873	0.2916		10.1	10.0	1.5	20.0
2,2-Dichloropropane	Ave	0.2590	0.2653		10.2	10.0	2.4	20.0
Bromochloromethane	Ave	0.1365	0.1388		10.2	10.0	1.7	20.0
Tetrahydrofuran	Ave	0.0532	0.0506		9.51	10.0	-4.9	20.0
Chloroform	Ave	0.4556	0.4791		10.5	10.0	5.2	20.0
1,1,1-Trichloroethane	Ave	0.3423	0.3542		10.3	10.0	3.5	20.0
Cyclohexane	Ave	0.4157	0.4294		10.3	10.0	3.3	20.0
1,1-Dichloropropene	Ave	0.3196	0.3305		10.3	10.0	3.4	20.0
Carbon tetrachloride	Ave	0.2775	0.2912		10.5	10.0	4.9	20.0
1,2-Dichloroethane	Ave	0.3142	0.3212		10.2	10.0	2.2	20.0
Benzene	Ave	0.9701	0.9900		10.2	10.0	2.1	20.0
Trichloroethene	Ave	0.2315	0.2310		9.98	10.0	-0.2	20.0
1,2-Dichloropropane	Ave	0.2056	0.2134		10.4	10.0	3.8	20.0
Methylcyclohexane	Ave	0.4096	0.4296		10.5	10.0	4.9	20.0
Dibromomethane	Ave	0.1209	0.1286		10.6	10.0	6.4	20.0
Bromodichloromethane	Ave	0.2466	0.2481		10.1	10.0	0.6	20.0
2-Chloroethyl vinyl ether	Lin1		0.0779		9.44	10.0	-5.6	20.0

FORM VII
GC/MS VOA CONTINUING CALIBRATION DATA

Lab Name: TestAmerica North Canton Job No.: 240-1702-1

SDG No.:

Lab Sample ID: ICV 240-7323/8 Calibration Date: 07/06/2011 14:40

Instrument ID: A3UX10 Calib Start Date: 07/06/2011 12:32

GC Column: DB-624 ID: 0.18(mm) Calib End Date: 07/06/2011 14:19

Lab File ID: UXX3027.D Conc. Units: ug/L Heated Purge: (Y/N) N

ANALYTE	CURVE TYPE	AVE RRF	RRF	MIN RRF	CALC AMOUNT	SPIKE AMOUNT	%D	MAX %D
cis-1,3-Dichloropropene	Lin1		0.2353		8.61	10.0	-13.9	20.0
4-Methyl-2-pentanone	Ave	0.1380	0.1372		19.9	20.0	-0.6	20.0
Toluene	Ave	1.264	1.320		10.4	10.0	4.5	20.0
trans-1,3-Dichloropropene	Lin1		0.2979		8.97	10.0	-10.3	20.0
1,1,2-Trichloroethane	Ave	0.2308	0.2318		10.0	10.0	0.4	20.0
1,3-Dichloropropane	Ave	0.4064	0.4114		10.1	10.0	1.2	20.0
Tetrachloroethene	Ave	0.2686	0.2752		10.2	10.0	2.5	20.0
2-Hexanone	Ave	0.1176	0.1179		20.1	20.0	0.3	20.0
Dibromochloromethane	Ave	0.2319	0.2281		9.83	10.0	-1.7	20.0
1,2-Dibromoethane	Ave	0.2206	0.2247		10.2	10.0	1.9	20.0
Chlorobenzene	Ave	0.8834	0.8927	0.3000	10.1	10.0	1.1	20.0
1,1,1,2-Tetrachloroethane	Ave	0.3209	0.3275		10.2	10.0	2.1	20.0
Ethylbenzene	Ave	0.4644	0.4887		10.5	10.0	5.2	20.0
m-Xylene & p-Xylene	Ave	0.5995	0.6353		21.2	20.0	6.0	20.0
o-Xylene	Lin1		0.6661		9.72	10.0	-2.8	20.0
Styrene	Lin1		1.031		9.62	10.0	-3.8	20.0
Bromoform	Ave	0.1523	0.1529	0.1000	10.0	10.0	0.4	20.0
Isopropylbenzene	Lin1		1.671		9.25	10.0	-7.5	20.0
1,1,2,2-Tetrachloroethane	Ave	0.4979	0.4885	0.3000	9.81	10.0	-1.9	20.0
Bromobenzene	Ave	0.5473	0.5565		10.2	10.0	1.7	20.0
1,2,3-Trichloropropane	Ave	0.1598	0.1599		10.0	10.0	0.0	20.0
trans-1,4-Dichloro-2-butene	Lin1		0.1145		19.1	20.0	-4.5	20.0
n-Propylbenzene	Lin1		0.6328		9.60	10.0	-4.0	20.0
2-Chlorotoluene	Ave	0.5512	0.5697		10.3	10.0	3.4	20.0
1,3,5-Trimethylbenzene	Lin1		2.033		9.52	10.0	-4.8	20.0
4-Chlorotoluene	Ave	0.5653	0.5881		10.4	10.0	4.0	20.0
tert-Butylbenzene	Lin1		1.683		9.14	10.0	-8.6	20.0
1,2,4-Trimethylbenzene	Lin1		2.159		9.62	10.0	-3.8	20.0
sec-Butylbenzene	Lin1		2.450		9.18	10.0	-8.2	20.0
1,3-Dichlorobenzene	Ave	1.232	1.230		9.98	10.0	-0.2	20.0
p-Isopropyltoluene	Lin1		2.288		9.66	10.0	-3.4	20.0
1,4-Dichlorobenzene	Ave	1.311	1.266		9.65	10.0	-3.5	20.0
n-Butylbenzene	Lin1		1.979		9.55	10.0	-4.5	20.0
1,2-Dichlorobenzene	Ave	1.256	1.244		9.90	10.0	-1.0	20.0
1,2-Dibromo-3-Chloropropane	Ave	0.0883	0.0806		9.12	10.0	-8.8	20.0
1,2,4-Trichlorobenzene	Ave	0.8030	0.7064		8.80	10.0	-12.0	20.0
Hexachlorobutadiene	Ave	0.3639	0.3137		8.62	10.0	-13.8	20.0
Naphthalene	Ave	1.618	1.406		8.69	10.0	-13.1	20.0
1,2,3-Trichlorobenzene	Ave	0.7673	0.6596		8.60	10.0	-14.0	20.0
Dibromofluoromethane (Surr)	Ave	0.2281	0.2040		10.8	12.0	-10.6	20.0
1,2-Dichloroethane-d4 (Surr)	Ave	0.2683	0.2405		10.8	12.0	-10.4	20.0

FORM VII
GC/MS VOA CONTINUING CALIBRATION DATA

Lab Name: TestAmerica North Canton Job No.: 240-1702-1

SDG No.:

Lab Sample ID: ICV 240-7323/8 Calibration Date: 07/06/2011 14:40

Instrument ID: A3UX10 Calib Start Date: 07/06/2011 12:32

GC Column: DB-624 ID: 0.18(mm) Calib End Date: 07/06/2011 14:19

Lab File ID: UXX3027.D Conc. Units: ug/L Heated Purge: (Y/N) N

ANALYTE	CURVE TYPE	AVE RRF	RRF	MIN RRF	CALC AMOUNT	SPIKE AMOUNT	%D	MAX %D
Toluene-d8 (Surr)	Ave	1.048	0.9942		11.4	12.0	-5.2	20.0
4-Bromofluorobenzene (Surr)	Ave	0.4354	0.4297		11.9	12.0	-1.3	20.0

FORM V
GC/MS VOA INSTRUMENT PERFORMANCE CHECK
BROMOFLUOROBENZENE (BFB)

Lab Name: TestAmerica North Canton Job No.: 240-1702-1

SDG No.:

Lab File ID: BFB4204.D BFB Injection Date: 07/18/2011

Instrument ID: A3UX10 BFB Injection Time: 12:28

Analysis Batch No.: 8819

M/E	ION ABUNDANCE CRITERIA	% RELATIVE ABUNDANCE	
50	15.0 - 40.0 % of mass 95	20.0	
75	30.0 - 60.0 % of mass 95	53.4	
95	Base Peak, 100% relative abundance	100.0	
96	5.0 - 9.0 % of mass 95	7.3	
173	Less than 2.0 % of mass 174	0.0	(0.0)1
174	50.0 - 120.00 % of mass 95	85.6	
175	5.0 - 9.0 % of mass 174	6.3	(7.3)1
176	95.0 - 101.0 % of mass 174	83.0	(97.1)1
177	5.0 - 9.0 % of mass 176	5.9	(7.1)2

1-Value is % mass 174 2-Value is % mass 176

THIS CHECK APPLIES TO THE FOLLOWING SAMPLES, MS, MSD, BLANKS AND STANDARDS:

CLIENT SAMPLE ID	LAB SAMPLE ID	LAB FILE ID	DATE ANALYZED	TIME ANALYZED
	CCVIS 240-8819/2	UXX3245.D	07/18/2011	13:09
	CCV 240-8819/3	UXX3246.D	07/18/2011	13:31
	LCS 240-8819/4	UXX3247.D	07/18/2011	13:53
	MB 240-8819/5	UXX3248.D	07/18/2011	14:14
MSA-MW36S-070511	240-1702-1	UXX3249.D	07/18/2011	14:57
MSA-MW36S-070511 MS	240-1702-1 MS	UXX3254.D	07/18/2011	16:44
MSA-MW36S-070511 MSD	240-1702-1 MSD	UXX3255.D	07/18/2011	17:05

FORM VII
GC/MS VOA CONTINUING CALIBRATION DATA

Lab Name: TestAmerica North Canton Job No.: 240-1702-1

SDG No.:

Lab Sample ID: CCVIS 240-8819/2 Calibration Date: 07/18/2011 13:09

Instrument ID: A3UX10 Calib Start Date: 07/06/2011 12:32

GC Column: DB-624 ID: 0.18(mm) Calib End Date: 07/06/2011 14:19

Lab File ID: UXX3245.D Conc. Units: ug/L Heated Purge: (Y/N) N

ANALYTE	CURVE TYPE	AVE RRF	RRF	MIN RRF	CALC AMOUNT	SPIKE AMOUNT	%D	MAX %D
Dichlorodifluoromethane	Ave	0.2199	0.1847		8.40	10.0	-16.0	20.0
Chloromethane	Ave	0.2917	0.2982	0.1000	10.2	10.0	2.2	20.0
Vinyl chloride	Ave	0.3098	0.3291		10.6	10.0	6.2	20.0
Bromomethane	Ave	0.1734	0.1786		10.3	10.0	3.0	20.0
Chloroethane	Ave	0.2129	0.2265		10.6	10.0	6.4	20.0
Trichlorofluoromethane	Ave	0.3076	0.3157		10.3	10.0	2.6	20.0
Acrolein	Ave	0.0343	0.0331		96.5	100	-3.5	20.0
1,1-Dichloroethene	Ave	0.2342	0.2458		10.5	10.0	5.0	20.0
Acetone	Ave	0.0799	0.0695		17.4	20.0	-13.0	20.0
1,1,2-Trichloro-1,2,2-trichfluoroethane	Ave	0.1914	0.1983		10.4	10.0	3.6	20.0
Iodomethane	Ave	0.4008	0.3455		8.62	10.0	-13.8	20.0
Carbon disulfide	Ave	0.7330	0.6986		9.53	10.0	-4.7	20.0
Acetonitrile	Ave	0.0302	0.0271		89.7	100	-10.3	20.0
Methyl acetate	Ave	0.1767	0.1665		18.8	20.0	-5.8	20.0
Methylene Chloride	Lin1		0.2842		9.59	10.0	-4.1	20.0
tert-Butyl alcohol	Ave	0.0148	0.0171		231	200	15.3	20.0
Acrylonitrile	Ave	0.0913	0.0791		17.3	20.0	-13.4	20.0
Methyl tert-butyl ether	Ave	0.6577	0.6847		10.4	10.0	4.1	20.0
trans-1,2-Dichloroethene	Ave	0.2745	0.2611		9.51	10.0	-4.9	20.0
Hexane	Ave	0.0557	0.0599		10.8	10.0	7.7	20.0
1,1-Dichloroethane	Ave	0.4643	0.4485	0.1000	9.66	10.0	-3.4	20.0
Vinyl acetate	Lin1		0.0254		8.29	10.0	-17.1	20.0
2-Butanone	Ave	0.0786	0.0812		20.7	20.0	3.3	20.0
cis-1,2-Dichloroethene	Ave	0.2873	0.2661		9.26	10.0	-7.4	20.0
2,2-Dichloropropane	Ave	0.2590	0.2171		8.38	10.0	-16.2	20.0
Bromochloromethane	Ave	0.1365	0.1285		9.41	10.0	-5.9	20.0
Tetrahydrofuran	Ave	0.0532	0.0568		10.7	10.0	6.8	20.0
Chloroform	Ave	0.4556	0.4366		9.58	10.0	-4.2	20.0
1,1,1-Trichloroethane	Ave	0.3423	0.3295		9.63	10.0	-3.7	20.0
Cyclohexane	Ave	0.4157	0.4077		9.81	10.0	-1.9	20.0
1,1-Dichloropropene	Ave	0.3196	0.3355		10.5	10.0	5.0	20.0
Carbon tetrachloride	Ave	0.2775	0.3064		11.0	10.0	10.4	20.0
1,2-Dichloroethane	Ave	0.3142	0.3575		11.4	10.0	13.8	20.0
Benzene	Ave	0.9701	0.998		10.3	10.0	2.8	20.0
Trichloroethene	Ave	0.2315	0.2480		10.7	10.0	7.1	20.0
1,2-Dichloropropane	Ave	0.2056	0.2333		11.3	10.0	13.5	20.0
Methylcyclohexane	Ave	0.4096	0.4206		10.3	10.0	2.7	20.0
Dibromomethane	Ave	0.1209	0.1439		11.9	10.0	19.0	20.0
1,4-Dioxane	Ave	0.0022	0.0023		525	500	5.0	20.0
Bromodichloromethane	Ave	0.2466	0.2915		11.8	10.0	18.2	20.0

FORM VII
GC/MS VOA CONTINUING CALIBRATION DATA

Lab Name: TestAmerica North Canton Job No.: 240-1702-1

SDG No.:

Lab Sample ID: CCVIS 240-8819/2 Calibration Date: 07/18/2011 13:09

Instrument ID: A3UX10 Calib Start Date: 07/06/2011 12:32

GC Column: DB-624 ID: 0.18(mm) Calib End Date: 07/06/2011 14:19

Lab File ID: UXX3245.D Conc. Units: ug/L Heated Purge: (Y/N) N

ANALYTE	CURVE TYPE	AVE RRF	RRF	MIN RRF	CALC AMOUNT	SPIKE AMOUNT	%D	MAX %D
2-Chloroethyl vinyl ether	Lin1		0.0944		21.6	20.0	8.0	20.0
cis-1,3-Dichloropropene	Lin1		0.3276		11.8	10.0	18.0	20.0
4-Methyl-2-pentanone	Ave	0.1380	0.1490		21.6	20.0	7.9	20.0
Toluene	Ave	1.264	1.372		10.9	10.0	8.6	20.0
trans-1,3-Dichloropropene	Lin1		0.3828		11.4	10.0	14.0	20.0
Ethyl methacrylate	Lin1		0.3206		10.7	10.0	7.0	20.0
1,1,2-Trichloroethane	Ave	0.2308	0.2576		11.2	10.0	11.6	20.0
1,3-Dichloropropane	Ave	0.4064	0.4663		11.5	10.0	14.8	20.0
Tetrachloroethene	Ave	0.2686	0.2705		10.1	10.0	0.7	20.0
2-Hexanone	Ave	0.1176	0.1285		21.9	20.0	9.3	20.0
Dibromochloromethane	Ave	0.2319	0.2645		11.4	10.0	14.1	20.0
1,2-Dibromoethane	Ave	0.2206	0.2512		11.4	10.0	13.9	20.0
Chlorobenzene	Ave	0.8834	0.9041	0.3000	10.2	10.0	2.3	20.0
1,1,1,2-Tetrachloroethane	Ave	0.3209	0.3076		9.58	10.0	-4.2	20.0
Ethylbenzene	Ave	0.4644	0.4886		10.5	10.0	5.2	20.0
m-Xylene & p-Xylene	Ave	0.5995	0.6480		21.6	20.0	8.1	20.0
o-Xylene	Lin1		0.6177		9.05	10.0	-9.5	20.0
Styrene	Lin1		1.025		9.56	10.0	-4.4	20.0
Bromoform	Ave	0.1523	0.1626	0.1000	10.7	10.0	6.8	20.0
Isopropylbenzene	Lin1		1.596		8.86	10.0	-11.4	20.0
1,1,2,2-Tetrachloroethane	Ave	0.4979	0.5442	0.3000	10.9	10.0	9.3	20.0
Bromobenzene	Ave	0.5473	0.5964		10.9	10.0	9.0	20.0
1,2,3-Trichloropropane	Ave	0.1598	0.1852		11.6	10.0	15.9	20.0
trans-1,4-Dichloro-2-butene	Lin1		0.1412		12.0	10.0	20.0	20.0
n-Propylbenzene	Lin1		0.6799		10.3	10.0	3.0	20.0
2-Chlorotoluene	Ave	0.5512	0.6121		11.1	10.0	11.0	20.0
1,3,5-Trimethylbenzene	Lin1		2.148		10.0	10.0	0.0	20.0
4-Chlorotoluene	Ave	0.5653	0.6403		11.3	10.0	13.3	20.0
tert-Butylbenzene	Lin1		1.817		9.82	10.0	-1.8	20.0
1,2,4-Trimethylbenzene	Lin1		2.244		9.98	10.0	-0.2	20.0
sec-Butylbenzene	Lin1		2.644		9.87	10.0	-1.3	20.0
1,3-Dichlorobenzene	Ave	1.232	1.245		10.1	10.0	1.0	20.0
p-Isopropyltoluene	Lin1		2.299		9.70	10.0	-3.0	20.0
1,4-Dichlorobenzene	Ave	1.311	1.338		10.2	10.0	2.1	20.0
n-Butylbenzene	Lin1		1.982		9.56	10.0	-4.4	20.0
1,2-Dichlorobenzene	Ave	1.256	1.235		9.83	10.0	-1.7	20.0
1,2-Dibromo-3-Chloropropane	Ave	0.0883	0.0858		9.72	10.0	-2.8	20.0
1,3,5-Trichlorobenzene	Ave	0.9426	0.8426		8.94	10.0	-10.6	20.0
1,2,4-Trichlorobenzene	Ave	0.8030	0.6930		8.63	10.0	-13.7	20.0
Hexachlorobutadiene	Ave	0.3639	0.2929		8.05	10.0	-19.5	20.0
Naphthalene	Ave	1.618	1.484		9.17	10.0	-8.3	20.0

FORM VII
GC/MS VOA CONTINUING CALIBRATION DATA

Lab Name: TestAmerica North Canton Job No.: 240-1702-1

SDG No.:

Lab Sample ID: CCVIS 240-8819/2 Calibration Date: 07/18/2011 13:09

Instrument ID: A3UX10 Calib Start Date: 07/06/2011 12:32

GC Column: DB-624 ID: 0.18(mm) Calib End Date: 07/06/2011 14:19

Lab File ID: UXX3245.D Conc. Units: ug/L Heated Purge: (Y/N) N

ANALYTE	CURVE TYPE	AVE RRF	RRF	MIN RRF	CALC AMOUNT	SPIKE AMOUNT	%D	MAX %D
1,2,3-Trichlorobenzene	Ave	0.7673	0.6271		8.17	10.0	-18.3	20.0
Dibromofluoromethane (Surr)	Ave	0.2281	0.1896		10.0	12.0	-16.9	20.0
1,2-Dichloroethane-d4 (Surr)	Ave	0.2683	0.2500		11.2	12.0	-6.8	20.0
Toluene-d8 (Surr)	Ave	1.048	0.9736		11.2	12.0	-7.1	20.0
4-Bromofluorobenzene (Surr)	Ave	0.4354	0.3888		10.7	12.0	-10.7	20.0

FORM VII
GC/MS VOA CONTINUING CALIBRATION DATA

Lab Name: TestAmerica North Canton Job No.: 240-1702-1

SDG No.:

Lab Sample ID: CCV 240-8819/3 Calibration Date: 07/18/2011 13:31

Instrument ID: A3UX10 Calib Start Date: 06/14/2011 13:56

GC Column: DB-624 ID: 0.18(mm) Calib End Date: 06/14/2011 15:43

Lab File ID: UXX3246.D Conc. Units: ug/L Heated Purge: (Y/N) N

ANALYTE	CURVE TYPE	AVE RRF	RRF	MIN RRF	CALC AMOUNT	SPIKE AMOUNT	%D	MAX %D
Dichlorofluoromethane	Ave	0.3710	0.5118		13.8	10.0	38.0*	20.0
Ethyl ether	Ave	0.2073	0.2284		11.0	10.0	10.2	20.0
3-Chloro-1-propene	Ave	0.1116	0.1067		9.56	10.0	-4.4	20.0
Diisopropyl ether	Ave	0.1929	0.1884		48.8	50.0	-2.4	20.0
2-Chloro-1,3-butadiene	Ave	0.3454	0.3364		9.74	10.0	-2.6	20.0
Ethyl-t-butyl ether (ETBE)	Ave	0.5713	0.5541		9.70	10.0	-3.0	20.0
Ethyl acetate	Ave	0.1702	0.1512		17.8	20.0	-11.1	20.0
Propionitrile	Ave	0.0312	0.0277		17.7	20.0	-11.3	20.0
Methacrylonitrile	Ave	0.1216	0.1090		8.97	10.0	-10.3	20.0
Isobutyl alcohol	Ave	0.0098	0.0099		203	200	1.2	20.0
Tert-amyl-methyl ether (TAME)	Ave	0.4674	0.4753		10.2	10.0	1.7	20.0
n-Heptane	Ave	0.0446	0.0544		12.2	10.0	22.0*	20.0
n-Butanol	Ave	0.0068	0.0072		213	200	6.4	20.0
2-Nitropropane	Ave	0.0320	0.0380		23.8	20.0	18.8	20.0
Cyclohexanone	Ave	0.0516	0.0507		98.3	100	-1.7	20.0
1,2,3-Trimethylbenzene	Lin1		2.022		8.61	10.0	-13.9	20.0
2-Methylnaphthalene	Qua		0.6347		11.1	20.0	-44.5*	20.0

FORM VII
GC/MS VOA CONTINUING CALIBRATION DATA

Lab Name: TestAmerica North Canton Job No.: 240-1702-1

SDG No.:

Lab Sample ID: CCV 240-8819/3 Calibration Date: 07/18/2011 13:31

Instrument ID: A3UX10 Calib Start Date: 07/06/2011 12:32

GC Column: DB-624 ID: 0.18(mm) Calib End Date: 07/06/2011 14:19

Lab File ID: UXX3246.D Conc. Units: ug/L Heated Purge: (Y/N) N

ANALYTE	CURVE TYPE	AVE RRF	RRF	MIN RRF	CALC AMOUNT	SPIKE AMOUNT	%D	MAX %D
Dibromofluoromethane (Surr)	Ave	0.2281	0.1773		9.36	12.0	-22.3*	20.0
1,2-Dichloroethane-d4 (Surr)	Ave	0.2683	0.2322		10.4	12.0	-13.5	20.0
Toluene-d8 (Surr)	Ave	1.048	0.9618		11.0	12.0	-8.3	20.0
4-Bromofluorobenzene (Surr)	Ave	0.4354	0.3894		10.8	12.0	-10.6	20.0

FORM IV
GC/MS VOA METHOD BLANK SUMMARY

Lab Name: TestAmerica North Canton Job No.: 240-1702-1

SDG No.:

Lab File ID: UXX3248.D Lab Sample ID: MB 240-8819/5

Matrix: Water Heated Purge:(Y/N) N

Instrument ID: A3UX10 Date Analyzed: 07/18/2011 14:14

GC Column: DB-624 ID: 0.18(mm)

THIS METHOD BLANK APPLIES TO THE FOLLOWING SAMPLES:

CLIENT SAMPLE ID	LAB SAMPLE ID	LAB FILE ID	DATE ANALYZED
	LCS 240-8819/4	UXX3247.D	07/18/2011 13:53
MSA-MW36S-070511	240-1702-1	UXX3249.D	07/18/2011 14:57
MSA-MW36S-070511 MS	240-1702-1 MS	UXX3254.D	07/18/2011 16:44
MSA-MW36S-070511 MSD	240-1702-1 MSD	UXX3255.D	07/18/2011 17:05

FORM I
GC/MS VOA ORGANICS ANALYSIS DATA SHEET

Lab Name: TestAmerica North Canton | Job No.: 240-1702-1

SDG No.:

Client Sample ID: | Lab Sample ID: MB 240-8819/5

Matrix: Water | Lab File ID: UXX3248.D

Analysis Method: 8260C | Date Collected:

Sample wt/vol: 5(mL) | Date Analyzed: 07/18/2011 14:14

Soil Aliquot Vol: | Dilution Factor: 1

Soil Extract Vol.: | GC Column: DB-624 ID: 0.18(mm)

% Moisture: | Level: (low/med) Low

Analysis Batch No.: 8819 | Units: ug/L

CAS NO.	COMPOUND NAME	RESULT	Q	RL	MDL
67-64-1	Acetone	10	U	10	1.1
71-43-2	Benzene	1.0	U	1.0	0.13
108-86-1	Bromobenzene	1.0	U	1.0	0.13
74-97-5	Bromochloromethane	1.0	U	1.0	0.29
75-27-4	Bromodichloromethane	1.0	U	1.0	0.15
75-25-2	Bromoform	1.0	U	1.0	0.64
74-83-9	Bromomethane	1.0	U	1.0	0.41
78-93-3	2-Butanone	10	U	10	0.57
75-15-0	Carbon disulfide	1.0	U	1.0	0.13
56-23-5	Carbon tetrachloride	1.0	U	1.0	0.13
108-90-7	Chlorobenzene	1.0	U	1.0	0.15
75-00-3	Chloroethane	1.0	U	1.0	0.29
110-75-8	2-Chloroethyl vinyl ether	10	U	10	0.99
67-66-3	Chloroform	1.0	U	1.0	0.16
74-87-3	Chloromethane	1.0	U	1.0	0.30
95-49-8	2-Chlorotoluene	1.0	U	1.0	0.11
106-43-4	4-Chlorotoluene	1.0	U	1.0	0.18
156-59-2	cis-1,2-Dichloroethene	1.0	U	1.0	0.17
10061-01-5	cis-1,3-Dichloropropene	1.0	U	1.0	0.14
124-48-1	Dibromochloromethane	1.0	U	1.0	0.18
96-12-8	1,2-Dibromo-3-Chloropropane	2.0	U	2.0	0.67
106-93-4	1,2-Dibromoethane	1.0	U	1.0	0.24
74-95-3	Dibromomethane	1.0	U	1.0	0.28
95-50-1	1,2-Dichlorobenzene	1.0	U	1.0	0.13
541-73-1	1,3-Dichlorobenzene	1.0	U	1.0	0.14
106-46-7	1,4-Dichlorobenzene	1.0	U	1.0	0.13
75-71-8	Dichlorodifluoromethane	1.0	U	1.0	0.31
75-34-3	1,1-Dichloroethane	1.0	U	1.0	0.15
107-06-2	1,2-Dichloroethane	1.0	U	1.0	0.22
75-35-4	1,1-Dichloroethene	1.0	U	1.0	0.19
78-87-5	1,2-Dichloropropane	1.0	U	1.0	0.18
142-28-9	1,3-Dichloropropane	1.0	U	1.0	0.16
594-20-7	2,2-Dichloropropane	1.0	U	1.0	0.13
563-58-6	1,1-Dichloropropene	1.0	U	1.0	0.13
108-20-3	Diisopropyl ether	10	U	10	1.5
100-41-4	Ethylbenzene	1.0	U	1.0	0.17

FORM I
GC/MS VOA ORGANICS ANALYSIS DATA SHEET

Lab Name: TestAmerica North Canton | Job No.: 240-1702-1

SDG No.:

Client Sample ID: | Lab Sample ID: MB 240-8819/5

Matrix: Water | Lab File ID: UXX3248.D

Analysis Method: 8260C | Date Collected:

Sample wt/vol: 5(mL) | Date Analyzed: 07/18/2011 14:14

Soil Aliquot Vol: | Dilution Factor: 1

Soil Extract Vol.: | GC Column: DB-624 ID: 0.18(mm)

% Moisture: | Level: (low/med) Low

Analysis Batch No.: 8819 | Units: ug/L

CAS NO.	COMPOUND NAME	RESULT	Q	RL	MDL
637-92-3	Ethyl-t-butyl ether (ETBE)	5.0	U	5.0	0.11
87-68-3	Hexachlorobutadiene	0.320	J	1.0	0.30
591-78-6	2-Hexanone	10	U	10	0.41
98-82-8	Isopropylbenzene	1.0	U	1.0	0.13
75-09-2	Methylene Chloride	1.0	U	1.0	0.33
108-10-1	4-Methyl-2-pentanone	10	U	10	0.32
1634-04-4	Methyl tert-butyl ether	5.0	U	5.0	0.17
179601-23-1	m-Xylene & p-Xylene	2.0	U	2.0	0.24
91-20-3	Naphthalene	0.446	J	1.0	0.24
104-51-8	n-Butylbenzene	1.0	U	1.0	0.12
103-65-1	n-Propylbenzene	1.0	U	1.0	0.14
95-47-6	o-Xylene	1.0	U	1.0	0.14
99-87-6	p-Isopropyltoluene	1.0	U	1.0	0.12
135-98-8	sec-Butylbenzene	1.0	U	1.0	0.13
100-42-5	Styrene	1.0	U	1.0	0.11
994-05-8	Tert-amyl-methyl ether (TAME)	5.0	U	5.0	0.067
75-65-0	tert-Butyl alcohol	50	U	50	3.9
98-06-6	tert-Butylbenzene	1.0	U	1.0	0.13
630-20-6	1,1,1,2-Tetrachloroethane	1.0	U	1.0	0.23
79-34-5	1,1,2,2-Tetrachloroethane	1.0	U	1.0	0.18
127-18-4	Tetrachloroethene	1.0	U	1.0	0.29
108-88-3	Toluene	1.0	U	1.0	0.13
156-60-5	trans-1,2-Dichloroethene	1.0	U	1.0	0.19
10061-02-6	trans-1,3-Dichloropropene	1.0	U	1.0	0.19
87-61-6	1,2,3-Trichlorobenzene	0.460	J	1.0	0.17
120-82-1	1,2,4-Trichlorobenzene	1.0	U	1.0	0.15
71-55-6	1,1,1-Trichloroethane	1.0	U	1.0	0.22
79-01-6	Trichloroethene	1.0	U	1.0	0.17
75-69-4	Trichlorofluoromethane	1.0	U	1.0	0.21
96-18-4	1,2,3-Trichloropropane	1.0	U	1.0	0.43
76-13-1	1,1,2-Trichloro-1,2,2-trichfluoroethane	1.0	U	1.0	0.28
526-73-8	1,2,3-Trimethylbenzene	5.0	U	5.0	0.0059
95-63-6	1,2,4-Trimethylbenzene	1.0	U	1.0	0.12
108-05-4	Vinyl acetate	2.0	U	2.0	0.19
75-01-4	Vinyl chloride	1.0	U	1.0	0.22

FORM I
GC/MS VOA ORGANICS ANALYSIS DATA SHEET

Lab Name: TestAmerica North Canton | Job No.: 240-1702-1

SDG No.:

Client Sample ID: | Lab Sample ID: MB 240-8819/5

Matrix: Water | Lab File ID: UXX3248.D

Analysis Method: 8260C | Date Collected:

Sample wt/vol: 5(mL) | Date Analyzed: 07/18/2011 14:14

Soil Aliquot Vol: | Dilution Factor: 1

Soil Extract Vol.: | GC Column: DB-624 ID: 0.18(mm)

% Moisture: | Level: (low/med) Low

Analysis Batch No.: 8819 | Units: ug/L

CAS NO.	COMPOUND NAME	RESULT	Q	RL	MDL
1330-20-7	Xylenes, Total	2.0	U	2.0	0.28

CAS NO.	SURROGATE	%REC	Q	LIMITS
460-00-4	4-Bromofluorobenzene (Surr)	77		66-117
1868-53-7	Dibromofluoromethane (Surr)	82		75-121
17060-07-0	1,2-Dichloroethane-d4 (Surr)	92		63-129
2037-26-5	Toluene-d8 (Surr)	91		74-115

FORM I
GC/MS VOA ORGANICS ANALYSIS DATA SHEET
TENTATIVELY IDENTIFIED COMPOUNDS

Lab Name: TestAmerica North Canton Job No.: 240-1702-1

SDG No.:

Client Sample ID: Lab Sample ID: MB 240-8819/5

Matrix: Water Lab File ID: UXX3248.D

Analysis Method: 8260C Date Collected:

Sample wt/vol: 5(mL) Date Analyzed: 07/18/2011 14:14

Soil Aliquot Vol: Dilution Factor: 1

Soil Extract Vol.: GC Column: DB-624 ID: 0.18(mm)

% Moisture: Level: (low/med) Low

Analysis Batch No.: 8819 Units: ug/L

Number TICs Found: 1 TIC Result Total: 2.75

CAS NO.	COMPOUND NAME	RT	RESULT	Q
	Tentatively Identified Compound		None	
91-57-6	2-Methylnaphthalene	13.56	2.75	J

FORM I-TIC 8260C

FORM III
GC/MS VOA LAB CONTROL SAMPLE RECOVERY

Lab Name: TestAmerica North Canton Job No.: 240-1702-1

SDG No.:

Matrix: Water Level: Low Lab File ID: UXX3247.D

Lab ID: LCS 240-8819/4 Client ID:

COMPOUND	SPIKE ADDED (ug/L)	LCS CONCENTRATION (ug/L)	LCS % REC	QC LIMITS REC	#
Acetone	20.0	18.8	94	43-136	
Benzene	10.0	10.0	100	83-112	
Bromobenzene	10.0	10.7	107	76-115	
Bromochloromethane	10.0	9.05	91	77-120	
Bromodichloromethane	10.0	11.3	113	72-121	
Bromoform	10.0	9.75	98	40-131	
Bromomethane	10.0	12.1	121	11-185	
2-Butanone	20.0	23.3	117	60-126	
Carbon disulfide	10.0	8.83	88	62-142	
Carbon tetrachloride	10.0	10.8	108	66-128	
Chlorobenzene	10.0	10.1	101	85-110	
Chloroethane	10.0	11.7	117	25-153	
2-Chloroethyl vinyl ether	10.0	13.1	131	52-131	
Chloroform	10.0	9.54	95	79-117	
Chloromethane	10.0	11.3	113	44-126	
2-Chlorotoluene	10.0	10.4	104	76-116	
4-Chlorotoluene	10.0	10.8	108	77-115	
cis-1,2-Dichloroethene	10.0	9.12	91	80-113	
cis-1,3-Dichloropropene	10.0	10.9	109	61-115	
Dibromochloromethane	10.0	10.8	108	64-119	
1,2-Dibromo-3-Chloropropane	10.0	10.0	100	42-136	
1,2-Dibromoethane	10.0	11.4	114	79-113	*
Dibromomethane	10.0	11.9	119	81-120	
1,2-Dichlorobenzene	10.0	9.71	97	81-110	
1,3-Dichlorobenzene	10.0	9.70	97	80-110	
1,4-Dichlorobenzene	10.0	9.65	97	82-110	
Dichlorodifluoromethane	10.0	9.43	94	19-129	
1,1-Dichloroethane	10.0	9.57	96	82-115	
1,2-Dichloroethane	10.0	11.2	112	71-127	
1,1-Dichloroethene	10.0	10.0	100	78-131	
1,2-Dichloropropane	10.0	11.0	110	81-115	
1,3-Dichloropropane	10.0	11.6	116	79-116	
2,2-Dichloropropane	10.0	8.65	87	50-129	
1,1-Dichloropropene	10.0	10.1	101	83-114	
Diisopropyl ether	10.0	11.1	111	77-118	
Ethylbenzene	10.0	10.1	101	83-112	
Hexachlorobutadiene	10.0	7.94	79	36-134	
2-Hexanone	20.0	25.5	128	55-133	
Isopropylbenzene	10.0	8.31	83	75-114	
Methylene Chloride	10.0	9.08	91	66-131	
4-Methyl-2-pentanone	20.0	26.0	130	63-128	*
Methyl tert-butyl ether	10.0	10.1	101	52-144	

Column to be used to flag recovery and RPD values

FORM III 8260C

FORM III
GC/MS VOA LAB CONTROL SAMPLE RECOVERY

Lab Name: TestAmerica North Canton Job No.: 240-1702-1

SDG No.:

Matrix: Water Level: Low Lab File ID: UXX3247.D

Lab ID: LCS 240-8819/4 Client ID:

COMPOUND	SPIKE ADDED (ug/L)	LCS CONCENTRATION (ug/L)	LCS % REC	QC LIMITS REC	#
m-Xylene & p-Xylene	20.0	20.6	103	83-113	
Naphthalene	10.0	10.1	101	32-141	
n-Butylbenzene	10.0	9.38	94	66-125	
n-Propylbenzene	10.0	10.4	104	74-121	
o-Xylene	10.0	8.85	89	83-113	
p-Isopropyltoluene	10.0	9.68	97	74-120	
sec-Butylbenzene	10.0	9.54	95	70-117	
Styrene	10.0	9.09	91	79-114	
tert-Butyl alcohol	200	249	125	70-130	
tert-Butylbenzene	10.0	9.68	97	71-115	
1,1,1,2-Tetrachloroethane	10.0	9.08	91	72-116	
1,1,2,2-Tetrachloroethane	10.0	10.8	108	68-118	
Tetrachloroethene	10.0	9.85	99	79-114	
Toluene	10.0	10.7	107	84-111	
trans-1,2-Dichloroethene	10.0	9.12	91	83-117	
trans-1,3-Dichloropropene	10.0	11.1	111	58-117	
1,2,3-Trichlorobenzene	10.0	9.14	91	54-126	
1,2,4-Trichlorobenzene	10.0	8.80	88	48-135	
1,1,1-Trichloroethane	10.0	9.52	95	74-118	
Trichloroethene	10.0	10.5	105	76-117	
Trichlorofluoromethane	10.0	12.2	122	49-157	
1,2,3-Trichloropropane	10.0	11.6	116	73-129	
1,1,2-Trichloro-1,2,2-trichfluoroethane	10.0	10.2	102	74-151	
1,2,3-Trimethylbenzene	10.0	9.77	98	70-130	
1,2,4-Trimethylbenzene	10.0	9.66	97	76-120	
Vinyl acetate	10.0	14.1	141	46-161	
Vinyl chloride	10.0	11.1	111	53-127	

Column to be used to flag recovery and RPD values

FORM III 8260C

FORM III
GC/MS VOA MATRIX SPIKE RECOVERY

Lab Name: TestAmerica North Canton Job No.: 240-1702-1

SDG No.:

Matrix: Water Level: Low Lab File ID: UXX3254.D

Lab ID: 240-1702-1 MS Client ID: MSA-MW36S-070511 MS

COMPOUND	SPIKE ADDED (ug/L)	SAMPLE CONCENTRATION (ug/L)	MS CONCENTRATION (ug/L)	MS % REC	QC LIMITS REC	#
Acetone	20.0	3.4 J	20.2	84	33-145	
Benzene	10.0	1.0 U	9.88	99	72-121	
Bromobenzene	10.0	1.0 U	10.4	104	71-116	
Bromochloromethane	10.0	1.0 U	8.56	86	73-121	
Bromodichloromethane	10.0	1.0 U	10.5	105	67-120	
Bromoform	10.0	1.0 U	9.24	92	32-128	
Bromomethane	10.0	1.0 U	9.29	93	10-186	
2-Butanone	20.0	0.72 J	22.6	109	54-129	
Carbon disulfide	10.0	1.0 U	8.22	82	57-147	
Carbon tetrachloride	10.0	1.0 U	10.3	103	59-129	
Chlorobenzene	10.0	1.0 U	9.80	98	80-110	
Chloroethane	10.0	1.0 U	10.8	108	21-165	
2-Chloroethyl vinyl ether	10.0	10 U	10 U	0	10-150	F
Chloroform	10.0	1.0 U	9.34	93	76-118	
Chloromethane	10.0	1.0 U	11.4	114	33-132	
2-Chlorotoluene	10.0	1.0 U	10.2	102	69-117	
4-Chlorotoluene	10.0	1.0 U	10.6	106	71-116	
cis-1,2-Dichloroethene	10.0	1.0 U	8.49	85	70-120	
cis-1,3-Dichloropropene	10.0	1.0 U	9.81	98	51-110	
Dibromochloromethane	10.0	1.0 U	10.4	104	56-118	
1,2-Dibromo-3-Chloropropane	10.0	2.0 U	9.21	92	32-139	
1,2-Dibromoethane	10.0	1.0 U	11.1	111	74-113	
Dibromomethane	10.0	1.0 U	11.4	114	77-121	
1,2-Dichlorobenzene	10.0	1.0 U	9.50	95	75-111	
1,3-Dichlorobenzene	10.0	1.0 U	9.60	96	73-110	
1,4-Dichlorobenzene	10.0	1.0 U	9.46	95	75-110	
Dichlorodifluoromethane	10.0	1.0 U	9.07	91	17-128	
1,1-Dichloroethane	10.0	1.0 U	9.05	91	79-116	
1,2-Dichloroethane	10.0	1.0 U	10.9	109	68-129	
1,1-Dichloroethene	10.0	1.0 U	9.84	98	74-135	
1,2-Dichloropropane	10.0	1.0 U	10.7	107	78-115	
1,3-Dichloropropane	10.0	1.0 U	11.2	112	74-118	
2,2-Dichloropropane	10.0	1.0 U	8.13	81	38-127	
1,1-Dichloropropene	10.0	1.0 U	9.86	99	80-114	
Diisopropyl ether	10.0	10 U	10.4	104	73-118	
Ethylbenzene	10.0	1.0 U	9.90	99	75-116	
Hexachlorobutadiene	10.0	1.0 U	7.58	76	27-132	
2-Hexanone	20.0	10 U	25.6	128	47-139	
Isopropylbenzene	10.0	1.0 U	8.16	82	68-116	
Methylene Chloride	10.0	1.0 U	8.06	81	63-128	
4-Methyl-2-pentanone	20.0	10 U	24.2	121	56-131	
Methyl tert-butyl ether	10.0	5.0 U	9.37	94	46-144	

Column to be used to flag recovery and RPD values

FORM III 8260C

FORM III
GC/MS VOA MATRIX SPIKE RECOVERY

Lab Name: TestAmerica North Canton Job No.: 240-1702-1

SDG No.:

Matrix: Water Level: Low Lab File ID: UXX3254.D

Lab ID: 240-1702-1 MS Client ID: MSA-MW36S-070511 MS

COMPOUND	SPIKE ADDED (ug/L)	SAMPLE CONCENTRATION (ug/L)	MS CONCENTRATION (ug/L)	MS % REC	QC LIMITS REC	#
m-Xylene & p-Xylene	20.0	2.0 U	20.4	102	75-117	
Naphthalene	10.0	1.0 U	9.05	91	15-158	
n-Butylbenzene	10.0	1.0 U	9.14	91	56-127	
n-Propylbenzene	10.0	1.0 U	9.89	99	64-124	
o-Xylene	10.0	1.0 U	8.71	87	76-116	
p-Isopropyltoluene	10.0	1.0 U	9.45	95	64-122	
sec-Butylbenzene	10.0	1.0 U	9.14	91	60-119	
Styrene	10.0	1.0 U	9.00	90	71-117	
tert-Butyl alcohol	200	50 U	228	114	70-130	
tert-Butylbenzene	10.0	1.0 U	10.1	101	61-119	
1,1,1,2-Tetrachloroethane	10.0	1.0 U	8.89	89	64-118	
1,1,2,2-Tetrachloroethane	10.0	1.0 U	10.5	105	63-122	
Tetrachloroethene	10.0	1.0 U	9.69	97	70-117	
Toluene	10.0	1.0 U	10.7	107	78-114	
trans-1,2-Dichloroethene	10.0	1.0 U	8.83	88	80-119	
trans-1,3-Dichloropropene	10.0	1.0 U	10.2	102	46-116	
1,2,3-Trichlorobenzene	10.0	1.0 U	8.30	83	45-129	
1,2,4-Trichlorobenzene	10.0	1.0 U	8.06	81	38-138	
1,1,1-Trichloroethane	10.0	1.0 U	8.94	89	68-121	
Trichloroethene	10.0	1.0 U	9.93	99	66-120	
Trichlorofluoromethane	10.0	1.0 U	10.6	106	46-157	
1,2,3-Trichloropropane	10.0	1.0 U	11.2	112	67-132	
1,1,2-Trichloro-1,2,2-trichfluoroethane	10.0	1.0 U	9.94	99	70-152	
1,2,3-Trimethylbenzene	10.0	5.0 U	9.45	95	70-130	
1,2,4-Trimethylbenzene	10.0	1.0 U	9.47	95	67-124	
Vinyl acetate	10.0	2.0 U	14.0	140	43-157	
Vinyl chloride	10.0	1.0 U	10.8	108	49-130	

Column to be used to flag recovery and RPD values

FORM III 8260C

FORM III
GC/MS VOA MATRIX SPIKE DUPLICATE RECOVERY

Lab Name: TestAmerica North Canton Job No.: 240-1702-1

SDG No.:

Matrix: Water Level: Low Lab File ID: UXX3255.D

Lab ID: 240-1702-1 MSD Client ID: MSA-MW36S-070511 MSD

COMPOUND	SPIKE ADDED (ug/L)	MSD CONCENTRATION (ug/L)	MSD % REC	% RPD	QC LIMITS RPD	QC LIMITS REC	#
Acetone	20.0	21.3	90	5	30	33-145	
Benzene	10.0	9.79	98	1	30	72-121	
Bromobenzene	10.0	10.5	105	1	30	71-116	
Bromochloromethane	10.0	8.91	89	4	30	73-121	
Bromodichloromethane	10.0	10.5	105	0	30	67-120	
Bromoform	10.0	9.29	93	1	30	32-128	
Bromomethane	10.0	9.95	100	7	30	10-186	
2-Butanone	20.0	22.3	108	1	30	54-129	
Carbon disulfide	10.0	8.66	87	5	30	57-147	
Carbon tetrachloride	10.0	10.5	105	2	30	59-129	
Chlorobenzene	10.0	9.79	98	0	30	80-110	
Chloroethane	10.0	11.0	110	2	30	21-165	
2-Chloroethyl vinyl ether	10.0	10 U	0	NC	30	10-150	F
Chloroform	10.0	9.25	93	1	30	76-118	
Chloromethane	10.0	10.7	107	6	30	33-132	
2-Chlorotoluene	10.0	10.4	104	2	30	69-117	
4-Chlorotoluene	10.0	10.6	106	0	30	71-116	
cis-1,2-Dichloroethene	10.0	8.63	86	2	30	70-120	
cis-1,3-Dichloropropene	10.0	9.76	98	1	30	51-110	
Dibromochloromethane	10.0	10.0	100	4	30	56-118	
1,2-Dibromo-3-Chloropropane	10.0	9.55	96	4	30	32-139	
1,2-Dibromoethane	10.0	11.0	110	1	30	74-113	
Dibromomethane	10.0	11.6	116	2	30	77-121	
1,2-Dichlorobenzene	10.0	9.39	94	1	30	75-111	
1,3-Dichlorobenzene	10.0	9.42	94	2	30	73-110	
1,4-Dichlorobenzene	10.0	9.55	96	1	30	75-110	
Dichlorodifluoromethane	10.0	8.83	88	3	30	17-128	
1,1-Dichloroethane	10.0	9.30	93	3	30	79-116	
1,2-Dichloroethane	10.0	10.8	108	1	30	68-129	
1,1-Dichloroethene	10.0	9.84	98	0	30	74-135	
1,2-Dichloropropane	10.0	10.8	108	1	30	78-115	
1,3-Dichloropropane	10.0	11.1	111	1	30	74-118	
2,2-Dichloropropane	10.0	8.43	84	4	30	38-127	
1,1-Dichloropropene	10.0	10.0	100	1	30	80-114	
Diisopropyl ether	10.0	10.7	107	3	30	73-118	
Ethylbenzene	10.0	10.0	100	1	30	75-116	
Hexachlorobutadiene	10.0	6.96	70	9	30	27-132	
2-Hexanone	20.0	25.4	127	1	30	47-139	
Isopropylbenzene	10.0	8.20	82	0	30	68-116	
Methylene Chloride	10.0	8.29	83	3	30	63-128	
4-Methyl-2-pentanone	20.0	24.8	124	2	30	56-131	
Methyl tert-butyl ether	10.0	9.69	97	3	30	46-144	

Column to be used to flag recovery and RPD values

FORM III 8260C

FORM III
GC/MS VOA MATRIX SPIKE DUPLICATE RECOVERY

Lab Name: TestAmerica North Canton Job No.: 240-1702-1

SDG No.:

Matrix: Water Level: Low Lab File ID: UXX3255.D

Lab ID: 240-1702-1 MSD Client ID: MSA-MW36S-070511 MSD

COMPOUND	SPIKE ADDED (ug/L)	MSD CONCENTRATION (ug/L)	MSD % REC	% RPD	QC LIMITS RPD	QC LIMITS REC	#
m-Xylene & p-Xylene	20.0	19.8	99	3	30	75-117	
Naphthalene	10.0	9.13	91	1	30	15-158	
n-Butylbenzene	10.0	9.10	91	0	30	56-127	
n-Propylbenzene	10.0	9.93	99	0	30	64-124	
o-Xylene	10.0	8.54	85	2	30	76-116	
p-Isopropyltoluene	10.0	9.28	93	2	30	64-122	
sec-Butylbenzene	10.0	9.22	92	1	30	60-119	
Styrene	10.0	8.79	88	2	30	71-117	
tert-Butyl alcohol	200	244	122	7	30	70-130	
tert-Butylbenzene	10.0	9.34	93	8	30	61-119	
1,1,1,2-Tetrachloroethane	10.0	8.87	89	0	30	64-118	
1,1,2,2-Tetrachloroethane	10.0	10.9	109	4	30	63-122	
Tetrachloroethene	10.0	9.57	96	1	30	70-117	
Toluene	10.0	10.6	106	1	30	78-114	
trans-1,2-Dichloroethene	10.0	9.02	90	2	30	80-119	
trans-1,3-Dichloropropene	10.0	10.6	106	4	30	46-116	
1,2,3-Trichlorobenzene	10.0	8.04	80	3	30	45-129	
1,2,4-Trichlorobenzene	10.0	7.96	80	1	30	38-138	
1,1,1-Trichloroethane	10.0	9.26	93	4	30	68-121	
Trichloroethene	10.0	10.2	102	3	30	66-120	
Trichlorofluoromethane	10.0	11.4	114	7	30	46-157	
1,2,3-Trichloropropane	10.0	11.3	113	1	30	67-132	
1,1,2-Trichloro-1,2,2-trichfluoroethane	10.0	9.87	99	1	30	70-152	
1,2,3-Trimethylbenzene	10.0	9.48	95	0	30	70-130	
1,2,4-Trimethylbenzene	10.0	9.55	96	1	30	67-124	
Vinyl acetate	10.0	14.1	141	1	30	43-157	
Vinyl chloride	10.0	11.1	111	3	30	49-130	

Column to be used to flag recovery and RPD values

FORM III 8260C

FORM II
GC/MS VOA SURROGATE RECOVERY

Lab Name: TestAmerica North Canton Job No.: 240-1702-1

SDG No.:

Matrix: Water Level: Low

GC Column (1): DB-624 ID: 0.18 (mm)

Client Sample ID	Lab Sample ID	DBFM	#	DCA	#	TOL	#	BFB	#
MSA-MW36S-070511	240-1702-1	79		91		89		76	
	MB 240-8819/5	82		92		91		77	
	LCS 240-8819/4	81		89		96		94	
MSA-MW36S-070511 MS	240-1702-1 MS	82		90		97		94	
MSA-MW36S-070511 MSD	240-1702-1 MSD	83		96		96		91	

	QC LIMITS
DBFM = Dibromofluoromethane (Surr)	75-121
DCA = 1,2-Dichloroethane-d4 (Surr)	63-129
TOL = Toluene-d8 (Surr)	74-115
BFB = 4-Bromofluorobenzene (Surr)	66-117

Column to be used to flag recovery values

FORM II 8260C

FORM VIII
GC/MS VOA INTERNAL STANDARD AREA AND RETENTION TIME SUMMARY

Lab Name: TestAmerica North Canton Job No.: 240-1702-1

SDG No.:

Sample No.: STD8260 240-7323/4 Date Analyzed: 07/06/2011 13:15

Instrument ID: A3UX10 GC Column: DB-624 ID: 0.18(mm)

Lab File ID (Standard): UXX3023.D Heated Purge: (Y/N) N

Calibration ID: 2203

		FB		CBZ		DCB	
		AREA #	RT #	AREA #	RT #	AREA #	RT #
INITIAL CALIBRATION MID-POINT		1456178	5.12	991984	7.79	763498	10.04
UPPER LIMIT		2912356	5.62	1983968	8.29	1526996	10.54
LOWER LIMIT		728089	4.62	495992	7.29	381749	9.54
LAB SAMPLE ID	CLIENT SAMPLE ID						
ICV 240-7323/8		1392169	5.12	950947	7.79	734476	10.04
CCVIS 240-8819/2		1269420	5.12	977452	7.79	652825	10.04

FB = Fluorobenzene
CBZ = Chlorobenzene-d5
DCB = 1,4-Dichlorobenzene-d4

Area Limit = 50%-200% of internal standard area
RT Limit = ± 0.5 minutes of internal standard RT

Column used to flag values outside QC limits

FORM VIII 8260C

FORM VIII
GC/MS VOA INTERNAL STANDARD AREA AND RETENTION TIME SUMMARY

Lab Name: TestAmerica North Canton Job No.: 240-1702-1

SDG No.:

Sample No.: CCVIS 240-8819/2 Date Analyzed: 07/18/2011 13:09

Instrument ID: A3UX10 GC Column: DB-624 ID: 0.18(mm)

Lab File ID (Standard): UXX3245.D Heated Purge: (Y/N) N

Calibration ID: 2203

		FB		CBZ		DCB	
		AREA #	RT #	AREA #	RT #	AREA #	RT #
12/24 HOUR STD		1269420	5.12	977452	7.79	652825	10.04
UPPER LIMIT		2538840	5.62	1954904	8.29	1305650	10.54
LOWER LIMIT		634710	4.62	488726	7.29	326413	9.54
LAB SAMPLE ID	CLIENT SAMPLE ID						
CCV 240-8819/3		1326941	5.12	930257	7.79	526330	10.04
LCS 240-8819/4		1284486	5.12	967868	7.79	644823	10.04
MB 240-8819/5		1232485	5.11	914678	7.79	504552	10.04
240-1702-1	MSA-MW36S-070511	1234550	5.12	935795	7.79	514293	10.04
240-1702-1 MS	MSA-MW36S-070511 MS	1276101	5.11	949337	7.79	631846	10.04
240-1702-1 MSD	MSA-MW36S-070511 MSD	1261941	5.12	948427	7.79	609862	10.04

FB = Fluorobenzene
CBZ = Chlorobenzene-d5
DCB = 1,4-Dichlorobenzene-d4

Area Limit = 50%-200% of internal standard area
RT Limit = ± 0.5 minutes of internal standard RT

Column used to flag values outside QC limits

FORM VIII 8260C

Method 8270D

Semivolatile Organic Compounds (GC/MS) by Method 8270D

FORM V
GC/MS SEMI VOA INSTRUMENT PERFORMANCE CHECK
DECAFLUOROTRIPHENYLPHOSPHINE (DFTPP)

Lab Name: TestAmerica North Canton Job No.: 240-1702-1

SDG No.:

Lab File ID: 9DF0721.D DFTPP Injection Date: 07/21/2011

Instrument ID: A4HP9 DFTPP Injection Time: 11:09

Analysis Batch No.: 9362

M/E	ION ABUNDANCE CRITERIA	% RELATIVE ABUNDANCE	
51	30.0- 80.0% of mass 198	47.6	
68	Less than 2.0% of mass 69	0.0	(0.0)1
69	Mass 69 relative abundance	76.9	
70	Less than 2.0% of mass 69	0.3	(0.4)1
127	25.0 - 75.0% of mass 198	56.4	
197	Less than 1.0% of mass 198	0.0	
198	Base Peak, 100% relative abundance	100.0	
199	5.0 to 9.0% of mass 198	6.5	
275	10.0- 30.0% of mass 198	24.0	
365	Greater than 0.75% of mass 198	3.4	
441	Present, but less than mass 443	11.0	
442	40.0 - 110.0% of mass 198	67.6	
443	15.0 - 24.0% of mass 442	13.2	(19.5)2

1-Value is % mass 69 2-Value is % mass 442

THIS CHECK APPLIES TO THE FOLLOWING SAMPLES, MS, MSD, BLANKS AND STANDARDS:

CLIENT SAMPLE ID	LAB SAMPLE ID	LAB FILE ID	DATE ANALYZED	TIME ANALYZED
	STD6 240-9362/10	9SMH0721.D	07/21/2011	11:26
	STD5 240-9362/2	9SMM0721.D	07/21/2011	11:51
	STD4 240-9362/3	9SM0721.D	07/21/2011	12:10
	STD3 240-9362/4	9SML0721.D	07/21/2011	12:30
	STD2 240-9362/5	9SL0721.D	07/21/2011	12:49
	STD1 240-9362/6	9SLL0721.D	07/21/2011	13:08
	STD7 240-9362/9	9SH0721.D	07/21/2011	13:28
	STD8 240-9362/8	9SHH0721.D	07/21/2011	13:47
	STD9 240-9362/7	9HHH0721.D	07/21/2011	14:07
	ICV 240-9362/11	9TCLICV.D	07/21/2011	14:26

FORM VI
GC/MS SEMI VOA INITIAL CALIBRATION DATA
INTERNAL STANDARD CURVE EVALUTION

Lab Name: TestAmerica North Canton Job No.: 240-1702-1 Analy Batch No.: 9362

SDG No.:

Instrument ID: A4HP9 GC Column: RXI-5SILMS ID: 0.45(mm) Heated Purge: (Y/N) N

Calibration Start Date: 07/21/2011 11:26 Calibration End Date: 07/21/2011 14:07 Calibration ID: 2606

Calibration Files:

LEVEL:	LAB SAMPLE ID:	LAB FILE ID:
Level 1	STD1 240-9362/6	9SLL0721.D
Level 2	STD2 240-9362/5	9SL0721.D
Level 3	STD3 240-9362/4	9SML0721.D
Level 4	STD4 240-9362/3	9SM0721.D
Level 5	STD5 240-9362/2	9SMM0721.D
Level 6	STD6 240-9362/10	9SMH0721.D
Level 7	STD7 240-9362/9	9SH0721.D
Level 8	STD8 240-9362/8	9SHH0721.D
Level 9	STD9 240-9362/7	9HHH0721.D

ANALYTE	RRF					CURVE TYPE	COEFFICIENT			#	MIN RRF	%RSD	#	MAX %RSD	R^2 OR COD	#	MIN R^2 OR COD
	LVL 1 / LVL 6	LVL 2 / LVL 7	LVL 3 / LVL 8	LVL 4 / LVL 9	LVL 5		B	M1	M2								
1,4-Dioxane	0.7934	0.8650 / 0.7847	0.8556 / 0.7688	0.8432 / 0.7714	0.7826	Ave		0.8081				4.9		20.0			
N-Nitrosodimethylamine	1.4911	1.5655 / 1.4965	1.4194 / 1.4551	1.5572 / 1.5057	1.4302	Ave		1.4901				3.6		20.0			
Pyridine	2.3127	2.4043 / 2.3190	2.2376 / 2.3338	2.4188 / 2.3968	2.2488	Ave		2.3340				3.0		20.0			
Ethyl methacrylate	2.1398	2.1987 / 2.1317	2.0505 / 2.1185	2.2585 / 2.1547	2.0730	Ave		2.1407				3.1		20.0			
3-Chloropropionitrile	0.8940	0.9752 / 0.9392	0.8425 / 0.9017	0.9644 / 0.9005	0.8651	Ave		0.9103				5.1		20.0			
Malononitrile	2.5669	2.5733 / 2.5519	2.5011 / 2.4219	2.6823 / 2.3607	2.4945	Ave		2.5191				3.9		20.0			
Benzaldehyde	1.6211	2.1017 / 1.1297	2.0183 / +++++	2.0638	1.8591	Qua	-0.406	2.4864	-0.088		0.0100				0.9970		0.9900
Phenol	2.4260	2.5641 / 2.5086	2.5828 / 2.4793	2.6371 / 2.5422	2.4160	Ave		2.5195			0.8000	3.1		20.0			
Aniline	3.0614	3.1074 / 3.2280	3.2243 / 3.1333	3.3249 / 3.2908	3.0048	Ave		3.1718				3.6		20.0			
Bis(2-chloroethyl)ether	1.9019	2.1318 / 1.9388	2.2165 / 1.9071	2.0774 / 1.9693	1.9206	Ave		2.0079			0.7000	5.9		20.0			
2-Chlorophenol	1.3872	1.5698 / 1.4536	1.4884 / 1.4068	1.5410 / 1.4535	1.3732	Ave		1.4592			0.8000	4.9		20.0			
1,3-Dichlorobenzene	1.3710	1.4270 / 1.4117	1.4737 / 1.3754	1.4955 / 1.4384	1.3633	Ave		1.4195				3.4		20.0			
1,4-Dichlorobenzene	1.4116	1.5150 / 1.4731	1.5410 / 1.4451	1.5796 / 1.5010	1.4272	Ave		1.4867				3.9		20.0			

Note: The m1 coefficient is the same as Ave RRF for an Ave curve type.

FORM VI
GC/MS SEMI VOA INITIAL CALIBRATION DATA
INTERNAL STANDARD CURVE EVALUTION

Lab Name: TestAmerica North Canton Job No.: 240-1702-1 Analy Batch No.: 9362

SDG No.:

Instrument ID: A4HP9 GC Column: RXI-5SILMS ID: 0.45(mm) Heated Purge: (Y/N) N

Calibration Start Date: 07/21/2011 11:26 Calibration End Date: 07/21/2011 14:07 Calibration ID: 2606

ANALYTE	RRF					CURVE TYPE	COEFFICIENT			#	MIN RRF	%RSD	#	MAX %RSD	R^2 OR COD	#	MIN R^2 OR COD
	LVL 1 / LVL 6	LVL 2 / LVL 7	LVL 3 / LVL 8	LVL 4 / LVL 9	LVL 5		B	M1	M2								
Benzyl alcohol	1.0941	1.1478 / 1.1411	1.1621 / 1.1150	1.1659 / 1.1546	1.0986	Ave		1.1349				2.5		20.0			
1,2-Dichlorobenzene	1.2977	1.3627 / 1.3661	1.4645 / 1.3169	1.3962 / 1.3814	1.3051	Ave		1.3613				4.1		20.0			
2-Methylphenol	1.5542	1.5992 / 1.6285	1.6396 / 1.5788	1.6846 / 1.6486	1.5554	Ave		1.6111			0.7000	2.9		20.0			
2,2'-oxybis[1-chloropropane]	1.7018	1.9586 / 1.8231	1.9756 / 1.7575	1.8702 / 1.8013	1.7618	Ave		1.8312				5.3		20.0			
3 & 4 Methylphenol	1.6388	1.7175 / 1.7246	1.7860 / 1.6738	1.7932 / 1.7380	1.6895	Ave		1.7202				3.1		20.0			
N-Nitrosodi-n-propylamine	1.7934	1.8689 / 1.8409	1.9461 / 1.8016	1.9356 / 1.8658	1.8044	Ave		1.8571			0.5000	3.2		20.0			
Acetophenone	2.3621	2.4682 / 2.5193	2.6480 / 2.4374	2.5655 / 2.5630	2.4096	Ave		2.4966			0.0100	3.8		20.0			
Hexachloroethane	0.6551	0.6481 / 0.6747	0.6902 / 0.6518	0.6983 / 0.6839	0.6566	Ave		0.6699			0.3000	2.9		20.0			
Nitrobenzene	0.6783	0.6860 / 0.6906	0.6869 / 0.6803	0.6973 / 0.7107	0.6523	Ave		0.6853			0.2000	2.5		20.0			
Isophorone	1.1650	1.1176 / 1.2117	1.1808 / 1.2077	1.2056 / 1.2682	1.1448	Ave		1.1877			0.4000	3.9		20.0			
2-Nitrophenol	0.1950	0.1975 / 0.2013	0.2002 / 0.1987	0.2022 / 0.2080	0.1917	Ave		0.1993			0.1000	2.5		20.0			
2,4-Dimethylphenol	0.4949	0.4741 / 0.5139	0.5104 / 0.5091	0.5112 / 0.5444	0.4964	Ave		0.5068			0.2000	4.0		20.0			
1,3,5-Trichlorobenzene	0.2978	0.3035 / 0.3081	0.3089 / 0.3181	0.3120 / 0.3410	0.2919	Ave		0.3102				4.8		20.0			
Bis(2-chloroethoxy)methane	0.5706	0.6011 / 0.5937	0.6131 / 0.5764	0.6030 / 0.6127	0.5759	Ave		0.5933			0.3000	2.9		20.0			
Benzoic acid	0.2938	0.1574 / 0.3261	0.1808 / 0.3119	0.2020 / 0.3473	0.2690	Qua	-0.188	0.2741	0.0014						0.9980		0.9900
2,4-Dichlorophenol	0.2787	0.2570 / 0.2781	0.2757 / 0.2793	0.2865 / 0.2924	0.2667	Ave		0.2768			0.2000	4.0		20.0			
1,2,4-Trichlorobenzene	0.2940	0.3173 / 0.3008	0.3021 / 0.3004	0.3086 / 0.3177	0.2908	Ave		0.3040				3.3		20.0			
Naphthalene	1.3248 / 1.0818	1.1098 / 1.1286	1.1454 / 1.1305	1.1284 / 1.1573	1.0493	Ave		1.1395			0.7000	6.8		20.0			
4-Chloroaniline	0.4662	0.4806 / 0.4728	0.4667 / 0.4670	0.4968 / 0.4863	0.4591	Ave		0.4744			0.0100	2.6		20.0			
Hexachlorobutadiene	0.1774	0.1695 / 0.1811	0.1818 / 0.1823	0.1718 / 0.1941	0.1715	Ave		0.1787			0.0100	4.5		20.0			

Note: The m1 coefficient is the same as Ave RRF for an Ave curve type.

FORM VI
GC/MS SEMI VOA INITIAL CALIBRATION DATA
INTERNAL STANDARD CURVE EVALUTION

Lab Name: TestAmerica North Canton Job No.: 240-1702-1 Analy Batch No.: 9362

SDG No.:

Instrument ID: A4HP9 GC Column: RXI-5SILMS ID: 0.45(mm) Heated Purge: (Y/N) N

Calibration Start Date: 07/21/2011 11:26 Calibration End Date: 07/21/2011 14:07 Calibration ID: 2606

ANALYTE	RRF					CURVE TYPE	COEFFICIENT			#	MIN RRF	%RSD	#	MAX %RSD	R^2 OR COD	#	MIN R^2 OR COD
	LVL 1 LVL 6	LVL 2 LVL 7	LVL 3 LVL 8	LVL 4 LVL 9	LVL 5		B	M1	M2								
1,2,3-Trichlorobenzene	0.2759	0.2818 0.2804	0.2866 0.2811	0.2905 0.2971	0.2698	Ave		0.2829				3.0		20.0			
1,1'-Biphenyl	+++++ 1.4941	1.5333 1.5562	1.5833 1.6517	1.5592 1.8117	1.4219	Ave		1.5764			0.0100	7.4		20.0			
2-Chloronaphthalene	+++++ 1.0547	1.0996 1.0721	1.1180 1.0971	1.1153 1.1729	1.0448	Ave		1.0968			0.8000	3.7		20.0			
Caprolactam	0.1460	0.1378 0.1527	0.1481 0.1501	0.1428 0.1593	0.1448	Ave		0.1477			0.0100	4.4		20.0			
4-Chloro-3-methylphenol	0.4368	0.4019 0.4497	0.4297 0.4371	0.4342 0.4635	0.4198	Ave		0.4341			0.2000	4.3		20.0			
2-Methylnaphthalene	0.6665 0.5622	0.5544 0.5809	0.5947 0.5738	0.5792 0.6192	0.5600	Ave		0.5879			0.4000	6.0		20.0			
1-Methylnaphthalene	0.7711 0.6399	0.6806 0.6735	0.6792 0.6642	0.6782 0.7085	0.6398	Ave		0.6817				5.8		20.0			
1,2,3,5-Tetrachlorobenzene	0.5034	0.5190 0.5120	0.5134 0.5382	0.5236 0.5857	0.4868	Ave		0.5228				5.6		20.0			
Hexachlorocyclopentadiene	0.3839	0.3435 0.3922	0.3287 0.4151	0.3544 0.4517	0.3529	Ave		0.3778			0.0500	11.0		20.0			
2,4,6-Trichlorophenol	0.3750	0.3208 0.3516	0.3668 0.3619	0.3740 0.3929	0.3479	Ave		0.3614			0.2000	6.0		20.0			
2,4,5-Trichlorophenol	0.3783	0.3671 0.3863	0.3727 0.3979	0.3801 0.4131	0.3700	Ave		0.3832			0.2000	4.1		20.0			
Dibenzofuran	+++++ 1.6518	1.7119 1.6886	1.6530 1.7252	1.6993 1.8675	1.6037	Ave		1.7001			0.8000	4.6		20.0			
~~2,4-Toluene-diamine~~	0.2289	0.3008	0.2748	0.3045	0.1694	Ave		0.2557				~~22.8~~	*	20.0			
1,2,3,4 -Tetrachlorobenzene	0.4767	0.4965 0.4936	0.4884 0.5183	0.4841 0.5639	0.4645	Ave		0.4983				6.2		20.0			
2-Nitroaniline	0.6170	0.6350 0.6270	0.6286 0.6566	0.6654 0.6786	0.6105	Ave		0.6398			0.0100	3.8		20.0			
Dimethyl phthalate	1.2914	1.3194 1.3340	1.3287 1.3484	1.3512 1.4239	1.2946	Ave		1.3364			0.0100	3.1		20.0			
2,6-Dinitrotoluene	0.2906	0.2663 0.2866	0.2719 0.2999	0.2925 0.3167	0.2833	Ave		0.2885				5.5		20.0			
1,2-Dinitrobenzene	0.1512	0.1323 0.1559	0.1451 0.1591	0.1565 0.1661	0.1516	Ave		0.1522				6.7		20.0			
Acenaphthylene	2.1768 1.8929	1.9248 1.9492	1.9198 2.0139	1.9876 2.1337	1.8570	Ave		1.9840			0.9000	5.5		20.0			
3-Nitroaniline	0.3518	0.3182 0.3523	0.3225 0.3576	0.3519 0.3734	0.3389	Ave		0.3458			0.0100	5.3		20.0			

Note: The m1 coefficient is the same as Ave RRF for an Ave curve type.

FORM VI
GC/MS SEMI VOA INITIAL CALIBRATION DATA
INTERNAL STANDARD CURVE EVALUTION

Lab Name: TestAmerica North Canton Job No.: 240-1702-1 Analy Batch No.: 9362

SDG No.:

Instrument ID: A4HP9 GC Column: RXI-5SILMS ID: 0.45(mm) Heated Purge: (Y/N) N

Calibration Start Date: 07/21/2011 11:26 Calibration End Date: 07/21/2011 14:07 Calibration ID: 2606

ANALYTE	RRF					CURVE TYPE	COEFFICIENT			#	MIN RRF	%RSD	#	MAX %RSD	R^2 OR COD	#	MIN R^2 OR COD
	LVL 1 LVL 6	LVL 2 LVL 7	LVL 3 LVL 8	LVL 4 LVL 9	LVL 5		B	M1	M2								
Acenaphthene	1.4348 1.1713	1.2248 1.2021	1.2110 1.2504	1.2464 1.3190	1.1536	Ave		1.2459			0.9000	6.9		20.0			
2,4-Dinitrophenol	0.2530	0.1437 0.2650	0.1627 0.2740	0.2028 0.2908	0.2284	Qua	-0.118	0.2311	0.0012		0.0100				1.0000		0.9900
4-Nitrophenol	0.3245	0.2643 0.3233	0.3045 0.3297	0.3143 0.3386	0.3083	Ave		0.3134				7.3		20.0			
2,4-Dinitrotoluene	0.3940	0.3756 0.3988	0.3796 0.4138	0.3983 0.4337	0.3988	Ave		0.3991			0.2000	4.6		20.0			
2,3,5,6-Tetrachlorophenol	0.3222	0.3128 0.3268	0.2980 0.3262	0.3103 0.3545	0.3017	Ave		0.3191				5.6		20.0			
Diethyl phthalate	1.4395	1.4496 1.4691	1.4587 1.5032	1.4658 1.6247	1.4217	Ave		1.4790			0.0100	4.3		20.0			
4-Chlorophenyl phenyl ether	0.6237	0.6139 0.6310	0.6417 0.6613	0.6481 0.7006	0.6118	Ave		0.6415			0.4000	4.6		20.0			
4-Nitroaniline	0.3737	0.3376 0.3839	0.3576 0.3931	0.3839 0.4146	0.3670	Ave		0.3764			0.0100	6.2		20.0			
Fluorene	1.4074 1.2824	1.3190 1.3000	1.3061 1.3425	1.3214 1.4526	1.2291	Ave		1.3289			0.9000	5.0		20.0			
4,6-Dinitro-2-methylphenol	0.1516	0.1100 0.1584	0.1189 0.1571	0.1399 0.1650	0.1414	Ave		0.1428			0.0100	14.0		20.0			
N-Nitrosodiphenylamine	0.5617	0.5786 0.5668	0.5664 0.5839	0.5898 0.6310	0.5578	Ave		0.5795			0.0100	4.1		20.0			
1,2-Diphenylhydrazine(as Azobenzene)	1.5060	1.4555 1.5526	1.5425 1.5569	1.5692 1.4728	1.5009	Ave		1.5197				2.8		20.0			
Azobenzene	1.5062	1.4557 1.5528	1.5425 1.5569	1.5692 1.4728	1.5012	Ave		1.5197				2.8		20.0			
4-Bromophenyl phenyl ether	0.1923	0.1939 0.1946	0.1964 0.1972	0.1969 0.2081	0.1905	Ave		0.1962			0.1000	2.7		20.0			
Hexachlorobenzene	0.2005 0.1876	0.1972 0.1950	0.2077 0.1934	0.1978 0.2060	0.1870	Ave		0.1969			0.1000	3.6		20.0			
Atrazine	0.2008	0.2090 0.1942	0.2181 0.1980	0.2113 0.2007	0.2044	Ave		0.2045			0.0100	3.8		20.0			
Pentachlorophenol	0.1501	0.1152 0.1584	0.1271 0.1613	0.1323 0.1704	0.1424	Ave		0.1447			0.0500	13.0		20.0			
Phenanthrene	1.2994 1.0582	1.0964 1.1165	1.1167 1.1222	1.1456 1.2033	1.0486	Ave		1.1341			0.7000	6.8		20.0			
Anthracene	1.2956 1.0670	1.0810 1.1245	1.0873 1.1459	1.1183 1.2441	1.0695	Ave		1.1370			0.7000	7.1		20.0			
Carbazole	1.0726	1.0505 1.1132	1.0811 1.1222	1.0944 1.2053	1.0388	Ave		1.0973			0.0100	4.8		20.0			

Note: The m1 coefficient is the same as Ave RRF for an Ave curve type.

FORM VI
GC/MS SEMI VOA INITIAL CALIBRATION DATA
INTERNAL STANDARD CURVE EVALUTION

Lab Name: TestAmerica North Canton Job No.: 240-1702-1 Analy Batch No.: 9362

SDG No.:

Instrument ID: A4HP9 GC Column: RXI-5SILMS ID: 0.45(mm) Heated Purge: (Y/N) N

Calibration Start Date: 07/21/2011 11:26 Calibration End Date: 07/21/2011 14:07 Calibration ID: 2606

ANALYTE	RRF					CURVE TYPE	COEFFICIENT			#	MIN RRF	%RSD	#	MAX %RSD	R^2 OR COD	#	MIN R^2 OR COD
	LVL 1 LVL 6	LVL 2 LVL 7	LVL 3 LVL 8	LVL 4 LVL 9	LVL 5		B	M1	M2								
Di-n-butyl phthalate	1.4042	1.3057 1.4562	1.3646 1.3957	1.4014 1.3187	1.3894	Ave		1.3795			0.0100	3.5		20.0			
Fluoranthene	1.2888 1.1563	1.1198 1.2306	1.1681 1.2504	1.1743 1.3401	1.1511	Ave		1.2088			0.6000	6.0		20.0			
Benzidine	0.6413	0.5247 0.6739	0.5614 0.7024	0.6229 0.7191	0.6146	Ave		0.6325				11.0		20.0			
Pyrene	1.3265 1.2043	1.1784 1.2362	1.2179 1.2550	1.2068 1.2999	1.1725	Ave		1.2330			0.6000	4.3		20.0			
Butyl benzyl phthalate	0.6083	0.5364 0.6120	0.5692 0.6038	0.6318 0.6608	0.5965	Ave		0.6023			0.0100	6.2		20.0			
3,3'-Dimethoxybenzidine	0.2525	0.2172 0.2818	0.2106 0.2729	0.2732 0.2822	0.2544	Ave		0.2556				11.0		20.0			
Bis(2-ethylhexyl) phthalate	0.8530	0.7628 0.8639	0.7993 0.8756	0.8287 0.9289	0.8181	Ave		0.8413			0.0100	6.0		20.0			
4,4'-Methylene bis(2-chloroaniline)	0.2280	0.1858 0.2376	0.2072 0.2415	0.2239 0.2567	0.2155	Ave		0.2245				9.8		20.0			
3,3'-Dichlorobenzidine	0.4261	0.3736 0.4429	0.3912 0.4461	0.4300 0.4817	0.4065	Ave		0.4248			0.0100	8.0		20.0			
Benzo[a]anthracene	1.3976 1.1536	1.1773 1.1442	1.0753 1.1671	1.1273 1.2618	1.0858	Ave		1.1767			0.8000	8.4		20.0			
Chrysene	1.3615 1.0697	1.0521 1.1461	1.0901 1.1285	1.1094 1.1929	1.0466	Ave		1.1330			0.7000	8.6		20.0			
Di-n-octyl phthalate	1.7057	1.3566 1.7786	1.4502 1.7754	1.5689 1.9221	1.6447	Ave		1.6503			0.0100	11.0		20.0			
Benzo[b]fluoranthene	1.2817 1.3971	1.1349 1.3870	1.1158 1.3192	1.2341 1.5942	1.3320	Ave		1.3107			0.7000	11.0		20.0			
Benzo[k]fluoranthene	1.6231 1.2380	1.2680 1.3138	1.3660 1.4003	1.2531 1.3423	1.2332	Ave		1.3375			0.7000	9.1		20.0			
Benzo[a]pyrene	1.1887 1.1873	1.0781 1.2141	1.1154 1.2143	1.1374 1.3054	1.1480	Ave		1.1765			0.7000	5.7		20.0			
Indeno[1,2,3-cd]pyrene	1.1855 1.3052	1.0996 1.3402	1.1603 1.3418	1.2330 1.4219	1.2555	Ave		1.2603			0.5000	8.1		20.0			
Dibenzo(a,h)anthracene	1.0821 1.0520	0.8534 1.1068	0.9577 1.1141	0.9859 1.2020	1.0151	Ave		1.0410			0.4000	9.8		20.0			
Benzo[g,h,i]perylene	1.0398 1.0535	0.9680 1.0914	0.9634 1.0728	1.0029 1.1334	1.0373	Ave		1.0403			0.5000	5.4		20.0			
2-Fluorophenol (Surr)	1.4943	1.4688 1.5169	1.5366 1.4900	1.5892 1.5757	1.4943	Ave		1.5207				2.8		20.0			
Phenol-d5 (Surr)	2.1602	2.2184 2.2253	2.2887 2.1609	2.2631 2.2441	2.1140	Ave		2.2093				2.7		20.0			

Note: The m1 coefficient is the same as Ave RRF for an Ave curve type.

FORM VI
GC/MS SEMI VOA INITIAL CALIBRATION DATA
INTERNAL STANDARD CURVE EVALUTION

Lab Name: TestAmerica North Canton Job No.: 240-1702-1 Analy Batch No.: 9362

SDG No.:

Instrument ID: A4HP9 GC Column: RXI-5SILMS ID: 0.45(mm) Heated Purge: (Y/N) N

Calibration Start Date: 07/21/2011 11:26 Calibration End Date: 07/21/2011 14:07 Calibration ID: 2606

ANALYTE	RRF					CURVE TYPE	COEFFICIENT			#	MIN RRF	%RSD	#	MAX %RSD	R^2 OR COD	#	MIN R^2 OR COD
	LVL 1 LVL 6	LVL 2 LVL 7	LVL 3 LVL 8	LVL 4 LVL 9	LVL 5		B	M1	M2								
Nitrobenzene-d5 (Surr)	0.7096 0.6759	0.6221 0.6257	0.6474 0.6233	0.6622 0.6648	0.6594	Ave		0.6545				4.4		20.0			
2-Fluorobiphenyl (Surr)	1.4465 1.2840	1.3483 1.2975	1.3545 1.3480	1.3538 1.4490	1.2528	Ave		1.3483				5.0		20.0			
2,4,6-Tribromophenol (Surr)	 0.1525	0.1560 0.1600	0.1508 0.1612	0.1553 0.1717	0.1485	Ave		0.1570				4.7		20.0			
Terphenyl-d14 (Surr)	0.8214 0.7162	0.6809 0.7373	0.7083 0.7433	0.7127 0.8109	0.6927	Ave		0.7360				6.7		20.0			

Note: The m1 coefficient is the same as Ave RRF for an Ave curve type.

FORM VI
GC/MS SEMI VOA INITIAL CALIBRATION DATA
INTERNAL STANDARD RESPONSE AND CONCENTRATION

Lab Name: TestAmerica North Canton Job No.: 240-1702-1 Analy Batch No.: 9362

SDG No.:

Instrument ID: A4HP9 GC Column: RXI-5SILMS ID: 0.45(mm) Heated Purge: (Y/N) N

Calibration Start Date: 07/21/2011 11:26 Calibration End Date: 07/21/2011 14:07 Calibration ID: 2606

Calibration Files:

LEVEL:	LAB SAMPLE ID:	LAB FILE ID:
Level 1	STD1 240-9362/6	9SLL0721.D
Level 2	STD2 240-9362/5	9SL0721.D
Level 3	STD3 240-9362/4	9SML0721.D
Level 4	STD4 240-9362/3	9SM0721.D
Level 5	STD5 240-9362/2	9SMM0721.D
Level 6	STD6 240-9362/10	9SMH0721.D
Level 7	STD7 240-9362/9	9SH0721.D
Level 8	STD8 240-9362/8	9SHH0721.D
Level 9	STD9 240-9362/7	9HHH0721.D

ANALYTE	IS REF	CURVE TYPE	RESPONSE					CONCENTRATION (NG/UL)				
			LVL 1 LVL 6	LVL 2 LVL 7	LVL 3 LVL 8	LVL 4 LVL 9	LVL 5	LVL 6	LVL 2 LVL 7	LVL 3 LVL 8	LVL 4 LVL 9	LVL 5
1,4-Dioxane	DCB	Ave	403501	24816 571088	36173 787843	82196 967835	198648	10.0	0.500 15.0	1.00 20.0	2.00 25.0	5.00
N-Nitrosodimethylamine	DCB	Ave	758367	44913 1089165	60011 1491118	151800 1889031	363032	10.0	0.500 15.0	1.00 20.0	2.00 25.0	5.00
Pyridine	DCB	Ave	1176238	68978 1687740	94604 2391599	235785 3007017	570818	10.0	0.500 15.0	1.00 20.0	2.00 25.0	5.00
Ethyl methacrylate	DCB	Ave	1088260	63078 1551445	86695 2170944	220161 2703357	526191	10.0	0.500 15.0	1.00 20.0	2.00 25.0	5.00
3-Chloropropionitrile	DCB	Ave	454679	27977 683566	35619 924054	94010 1129807	219590	10.0	0.500 15.0	1.00 20.0	2.00 25.0	5.00
Malononitrile	DCB	Ave	1305476	73826 1857223	105745 2481856	261478 2961777	633192	10.0	0.500 15.0	1.00 20.0	2.00 25.0	5.00
Benzaldehyde	DCB	Qua	824482	60296 822175	85334 +++++	201184	471887	10.0	0.500 15.0	1.00 +++++	2.00	5.00
Phenol	DCB	Ave	1233835	73561 1825768	109200 2540706	257066 3189507	613249	10.0	0.500 15.0	1.00 20.0	2.00 25.0	5.00
Aniline	DCB	Ave	1556972	89149 2349294	136322 3210836	324113 4128724	762709	10.0	0.500 15.0	1.00 20.0	2.00 25.0	5.00
Bis(2-chloroethyl)ether	DCB	Ave	967274	61160 1411078	93712 1954319	202504 2470742	487500	10.0	0.500 15.0	1.00 20.0	2.00 25.0	5.00
2-Chlorophenol	DCB	Ave	705494	45037 1057889	62929 1441568	150220 1823548	348563	10.0	0.500 15.0	1.00 20.0	2.00 25.0	5.00
1,3-Dichlorobenzene	DCB	Ave	697269	40941 1027444	62308 1409408	145783 1804629	346048	10.0	0.500 15.0	1.00 20.0	2.00 25.0	5.00
1,4-Dichlorobenzene	DCB	Ave	717933	43464 1072138	65153 1480898	153986 1883121	362276	10.0	0.500 15.0	1.00 20.0	2.00 25.0	5.00
Benzyl alcohol	DCB	Ave	556455	32929 830519	49132 1142581	113650 1448556	278848	10.0	0.500 15.0	1.00 20.0	2.00 25.0	5.00

FORM VI
GC/MS SEMI VOA INITIAL CALIBRATION DATA
INTERNAL STANDARD RESPONSE AND CONCENTRATION

Lab Name: TestAmerica North Canton Job No.: 240-1702-1 Analy Batch No.: 9362

SDG No.:

Instrument ID: A4HP9 GC Column: RXI-5SILMS ID: 0.45(mm) Heated Purge: (Y/N) N

Calibration Start Date: 07/21/2011 11:26 Calibration End Date: 07/21/2011 14:07 Calibration ID: 2606

ANALYTE	IS REF	CURVE TYPE	RESPONSE					CONCENTRATION (NG/UL)				
			LVL 1 LVL 6	LVL 2 LVL 7	LVL 3 LVL 8	LVL 4 LVL 9	LVL 5	LVL 6	LVL 2 LVL 7	LVL 3 LVL 8	LVL 4 LVL 9	LVL 5
1,2-Dichlorobenzene	DCB	Ave		39095	61918	136102	331264		0.500	1.00	2.00	5.00
			659991	994206	1349477	1733083		10.0	15.0	20.0	25.0	
2-Methylphenol	DCB	Ave		45881	69322	164221	394820		0.500	1.00	2.00	5.00
			790446	1185242	1617860	2068371		10.0	15.0	20.0	25.0	
2,2'-oxybis[1-chloropropane]	DCB	Ave		56192	83527	182306	447206		0.500	1.00	2.00	5.00
			865503	1326846	1800963	2259884		10.0	15.0	20.0	25.0	
3 & 4 Methylphenol	DCB	Ave		49275	75513	174799	428858		0.500	1.00	2.00	5.00
			833493	1255181	1715188	2180522		10.0	15.0	20.0	25.0	
N-Nitrosodi-n-propylamine	DCB	Ave		53617	82282	188688	458014		0.500	1.00	2.00	5.00
			912121	1339807	1846231	2340885		10.0	15.0	20.0	25.0	
Acetophenone	DCB	Ave		70810	111958	250085	611643		0.500	1.00	2.00	5.00
			1201320	1833531	2497722	3215631		10.0	15.0	20.0	25.0	
Hexachloroethane	DCB	Ave		18595	29181	68074	166674		0.500	1.00	2.00	5.00
			333196	491035	667973	858038		10.0	15.0	20.0	25.0	
Nitrobenzene	NPT	Ave		77042	117297	265536	647333		0.500	1.00	2.00	5.00
			1324840	1961948	2677993	3400365		10.0	15.0	20.0	25.0	
Isophorone	NPT	Ave		125506	201631	459129	1135991		0.500	1.00	2.00	5.00
			2275286	3442029	4754066	6067416		10.0	15.0	20.0	25.0	
2-Nitrophenol	NPT	Ave		22179	34191	77001	190177		0.500	1.00	2.00	5.00
			380797	571934	781985	995034		10.0	15.0	20.0	25.0	
2,4-Dimethylphenol	NPT	Ave		53246	87154	194695	492562		0.500	1.00	2.00	5.00
			966628	1459810	2004184	2604737		10.0	15.0	20.0	25.0	
1,3,5-Trichlorobenzene	NPT	Ave		34087	52745	118835	289686		0.500	1.00	2.00	5.00
			581682	875223	1252239	1631546		10.0	15.0	20.0	25.0	
Bis(2-chloroethoxy)methane	NPT	Ave		67504	104692	229632	571521		0.500	1.00	2.00	5.00
			1114460	1686432	2268899	2931222		10.0	15.0	20.0	25.0	
Benzoic acid	NPT	Qua		35348	61751	153823	533838		1.00	2.00	4.00	10.0
			1147619	1852645	2455360	3323184		20.0	30.0	40.0	50.0	
2,4-Dichlorophenol	NPT	Ave		28861	47074	109091	264637		0.500	1.00	2.00	5.00
			544224	790118	1099509	1399086		10.0	15.0	20.0	25.0	
1,2,4-Trichlorobenzene	NPT	Ave		35631	51589	117538	288548		0.500	1.00	2.00	5.00
			574195	854387	1182371	1520180		10.0	15.0	20.0	25.0	
Naphthalene	NPT	Ave	27925	124630	195576	429722	1041231	0.100	0.500	1.00	2.00	5.00
			2112814	3206195	4450313	5536547		10.0	15.0	20.0	25.0	
4-Chloroaniline	NPT	Ave		53971	79698	189180	455530		0.500	1.00	2.00	5.00
			910575	1343219	1838261	2326738		10.0	15.0	20.0	25.0	
Hexachlorobutadiene	NPT	Ave		19032	31036	65442	170136		0.500	1.00	2.00	5.00
			346394	514538	717645	928442		10.0	15.0	20.0	25.0	
1,2,3-Trichlorobenzene	NPT	Ave		31647	48931	110619	267744		0.500	1.00	2.00	5.00
			538791	796669	1106586	1421404		10.0	15.0	20.0	25.0	
1,1'-Biphenyl	ANT	Ave	+++++	95160	154210	334196	803233	+++++	0.500	1.00	2.00	5.00
			1639726	2578754	3661771	4891854		10.0	15.0	20.0	25.0	

FORM VI
GC/MS SEMI VOA INITIAL CALIBRATION DATA
INTERNAL STANDARD RESPONSE AND CONCENTRATION

Lab Name: TestAmerica North Canton Job No.: 240-1702-1 Analy Batch No.: 9362

SDG No.:

Instrument ID: A4HP9 GC Column: RXI-5SILMS ID: 0.45(mm) Heated Purge: (Y/N) N

Calibration Start Date: 07/21/2011 11:26 Calibration End Date: 07/21/2011 14:07 Calibration ID: 2606

ANALYTE	IS REF	CURVE TYPE	RESPONSE					CONCENTRATION (NG/UL)				
			LVL 1 LVL 6	LVL 2 LVL 7	LVL 3 LVL 8	LVL 4 LVL 9	LVL 5	LVL 1 LVL 6	LVL 2 LVL 7	LVL 3 LVL 8	LVL 4 LVL 9	LVL 5
2-Chloronaphthalene	ANT	Ave	+++++	68245	108894	239049	590200	+++++	0.500	1.00	2.00	5.00
			1157459	1776502	2432276	3166829		10.0	15.0	20.0	25.0	
Caprolactam	NPT	Ave		15476	25286	54388	143676		0.500	1.00	2.00	5.00
			285162	433854	590703	761892		10.0	15.0	20.0	25.0	
4-Chloro-3-methylphenol	NPT	Ave		45132	73371	165351	416606		0.500	1.00	2.00	5.00
			853032	1277430	1720718	2217498		10.0	15.0	20.0	25.0	
2-Methylnaphthalene	NPT	Ave	14049	62260	101543	220560	555737	0.100	0.500	1.00	2.00	5.00
			1098082	1650112	2258563	2962426		10.0	15.0	20.0	25.0	
1-Methylnaphthalene	NPT	Ave	16254	76431	115983	258294	634923	0.100	0.500	1.00	2.00	5.00
			1249781	1913118	2614545	3389557		10.0	15.0	20.0	25.0	
1,2,3,5-Tetrachlorobenzene	ANT	Ave		32210	50006	112216	275006		0.500	1.00	2.00	5.00
			552425	848341	1193274	1581471		10.0	15.0	20.0	25.0	
Hexachlorocyclopentadiene	ANT	Ave		21317	32013	75969	199330		0.500	1.00	2.00	5.00
			421334	649837	920363	1219714		10.0	15.0	20.0	25.0	
2,4,6-Trichlorophenol	ANT	Ave		19913	35728	80166	196501		0.500	1.00	2.00	5.00
			411585	582579	802395	1060995		10.0	15.0	20.0	25.0	
2,4,5-Trichlorophenol	ANT	Ave		22783	36299	81473	208989		0.500	1.00	2.00	5.00
			415188	640034	882206	1115328		10.0	15.0	20.0	25.0	
Dibenzofuran	ANT	Ave	+++++	106245	160997	364210	905934	+++++	0.500	1.00	2.00	5.00
			1812851	2798052	3824718	5042544		10.0	15.0	20.0	25.0	
2,4-Toluene diamine	NPT	Ave		33786	46919	115970	168146		0.500	1.00	2.00	5.00
			447082					10.0				
1,2,3,4 -Tetrachlorobenzene	ANT	Ave		30817	47567	103756	262399		0.500	1.00	2.00	5.00
			523129	817963	1149072	1522585		10.0	15.0	20.0	25.0	
2-Nitroaniline	ANT	Ave		39413	61222	142625	344854		0.500	1.00	2.00	5.00
			677162	1038918	1455732	1832371		10.0	15.0	20.0	25.0	
Dimethyl phthalate	ANT	Ave		81890	129410	289602	731304		0.500	1.00	2.00	5.00
			1417247	2210506	2989286	3844544		10.0	15.0	20.0	25.0	
2,6-Dinitrotoluene	ANT	Ave		16526	26484	62683	160040		0.500	1.00	2.00	5.00
			318916	474859	664859	855212		10.0	15.0	20.0	25.0	
1,2-Dinitrobenzene	ANT	Ave		8210	14130	33536	85616		0.500	1.00	2.00	5.00
			165973	258323	352810	448421		10.0	15.0	20.0	25.0	
Acenaphthylene	ANT	Ave	25813	119459	186981	426002	1049011	0.100	0.500	1.00	2.00	5.00
			2077423	3229955	4464853	5761198		10.0	15.0	20.0	25.0	
3-Nitroaniline	ANT	Ave		19747	31414	75417	191431		0.500	1.00	2.00	5.00
			386073	583743	792861	1008143		10.0	15.0	20.0	25.0	
Acenaphthene	ANT	Ave	17015	76016	117948	267135	651668	0.100	0.500	1.00	2.00	5.00
			1285506	1991949	2772130	3561474		10.0	15.0	20.0	25.0	
2,4-Dinitrophenol	ANT	Qua		17839	31692	86929	258033		1.00	2.00	4.00	10.0
			555304	878379	1215028	1570446		20.0	30.0	40.0	50.0	
4-Nitrophenol	ANT	Ave		16403	29660	67364	174170		0.500	1.00	2.00	5.00
			356118	535766	730884	914309		10.0	15.0	20.0	25.0	

FORM VI
GC/MS SEMI VOA INITIAL CALIBRATION DATA
INTERNAL STANDARD RESPONSE AND CONCENTRATION

Lab Name: TestAmerica North Canton Job No.: 240-1702-1 Analy Batch No.: 9362

SDG No.:

Instrument ID: A4HP9 GC Column: RXI-5SILMS ID: 0.45(mm) Heated Purge: (Y/N) N

Calibration Start Date: 07/21/2011 11:26 Calibration End Date: 07/21/2011 14:07 Calibration ID: 2606

ANALYTE	IS REF	CURVE TYPE	RESPONSE					CONCENTRATION (NG/UL)				
			LVL 1 LVL 6	LVL 2 LVL 7	LVL 3 LVL 8	LVL 4 LVL 9	LVL 5	LVL 6	LVL 2 LVL 7	LVL 3 LVL 8	LVL 4 LVL 9	LVL 5
2,4-Dinitrotoluene	ANT	Ave		23309	36976	85369	225304		0.500	1.00	2.00	5.00
			432359	660755	917413	1170964		10.0	15.0	20.0	25.0	
2,3,5,6-Tetrachlorophenol	ANT	Ave		19416	29026	66518	170403		0.500	1.00	2.00	5.00
			353604	541482	723151	957185		10.0	15.0	20.0	25.0	
Diethyl phthalate	ANT	Ave		89971	142072	314168	803139		0.500	1.00	2.00	5.00
			1579810	2434374	3332480	4386824		10.0	15.0	20.0	25.0	
4-Chlorophenyl phenyl ether	ANT	Ave		38104	62500	138908	345613		0.500	1.00	2.00	5.00
			684460	1045517	1466121	1891588		10.0	15.0	20.0	25.0	
4-Nitroaniline	ANT	Ave		20951	34831	82274	207302		0.500	1.00	2.00	5.00
			410088	636197	871483	1119322		10.0	15.0	20.0	25.0	
Fluorene	ANT	Ave	16690	81860	127209	283225	694317	0.100	0.500	1.00	2.00	5.00
			1407417	2154184	2976258	3922263		10.0	15.0	20.0	25.0	
4,6-Dinitro-2-methylphenol	PHN	Ave		12019	19791	51557	137062		0.500	1.00	2.00	5.00
			290060	452956	618166	795943		10.0	15.0	20.0	25.0	
N-Nitrosodiphenylamine	PHN	Ave		63192	94295	217323	540752		0.500	1.00	2.00	5.00
			1074845	1620603	2296858	3043015		10.0	15.0	20.0	25.0	
1,2-Diphenylhydrazine(as Azobenzene)	PHN	Ave		158974	256801	578173	1454948		0.500	1.00	2.00	5.00
			2881953	4439497	6124621	7103072		10.0	15.0	20.0	25.0	
Azobenzene	PHN	Ave		158998	256801	578173	1455236		0.500	1.00	2.00	5.00
			2882324	4440070	6124619	7103072		10.0	15.0	20.0	25.0	
4-Bromophenyl phenyl ether	PHN	Ave		21174	32695	72560	184691		0.500	1.00	2.00	5.00
			367986	556526	775586	1003577		10.0	15.0	20.0	25.0	
Hexachlorobenzene	PHN	Ave	4011	21539	34575	72888	181311	0.100	0.500	1.00	2.00	5.00
			358974	557600	760720	993476		10.0	15.0	20.0	25.0	
Atrazine	PHN	Ave		22824	36308	77866	198095		0.500	1.00	2.00	5.00
			384197	555149	779001	967734		10.0	15.0	20.0	25.0	
Pentachlorophenol	PHN	Ave		25173	42314	97480	276056		1.00	2.00	4.00	10.0
			574665	905999	1269172	1643126		20.0	30.0	40.0	50.0	
Phenanthrene	PHN	Ave	25991	119756	185910	422102	1016503	0.100	0.500	1.00	2.00	5.00
			2025050	3192556	4414574	5803350		10.0	15.0	20.0	25.0	
Anthracene	PHN	Ave	25915	118072	181018	412050	1036766	0.100	0.500	1.00	2.00	5.00
			2041892	3215250	4507822	5999719		10.0	15.0	20.0	25.0	
Carbazole	PHN	Ave		114735	179988	403222	1007010		0.500	1.00	2.00	5.00
			2052564	3183005	4414757	5812625		10.0	15.0	20.0	25.0	
Di-n-butyl phthalate	PHN	Ave		142610	227192	516350	1346861		0.500	1.00	2.00	5.00
			2687156	4163932	5490684	6359637		10.0	15.0	20.0	25.0	
Fluoranthene	PHN	Ave	25778	122313	194474	432669	1115837	0.100	0.500	1.00	2.00	5.00
			2212773	3518665	4918748	6463082		10.0	15.0	20.0	25.0	
Benzidine	CRY	Ave		59023	98475	239571	625158		0.500	1.00	2.00	5.00
			1267873	2032277	2919631	3706627		10.0	15.0	20.0	25.0	
Pyrene	CRY	Ave	27409	132564	213620	464188	1192685	0.100	0.500	1.00	2.00	5.00
			2380804	3727799	5216854	6700291		10.0	15.0	20.0	25.0	

FORM VI
GC/MS SEMI VOA INITIAL CALIBRATION DATA
INTERNAL STANDARD RESPONSE AND CONCENTRATION

Lab Name: TestAmerica North Canton Job No.: 240-1702-1 Analy Batch No.: 9362

SDG No.:

Instrument ID: A4HP9 GC Column: RXI-5SILMS ID: 0.45(mm) Heated Purge: (Y/N) N

Calibration Start Date: 07/21/2011 11:26 Calibration End Date: 07/21/2011 14:07 Calibration ID: 2606

ANALYTE	IS REF	CURVE TYPE	RESPONSE					CONCENTRATION (NG/UL)				
			LVL 1 LVL 6	LVL 2 LVL 7	LVL 3 LVL 8	LVL 4 LVL 9	LVL 5	LVL 6	LVL 2 LVL 7	LVL 3 LVL 8	LVL 4 LVL 9	LVL 5
Butyl benzyl phthalate	CRY	Ave		60347	99840	243001	606737		0.500	1.00	2.00	5.00
			1202538	1845522	2510072	3405841		10.0	15.0	20.0	25.0	
3,3'-Dimethoxybenzidine	CRY	Ave		24436	36940	105099	258837		0.500	1.00	2.00	5.00
			499230	849888	1134424	1454713		10.0	15.0	20.0	25.0	
Bis(2-ethylhexyl) phthalate	CRY	Ave		85818	140192	318744	832161		0.500	1.00	2.00	5.00
			1686442	2605185	3639965	4787826		10.0	15.0	20.0	25.0	
4,4'-Methylene bis(2-chloroaniline)	CRY	Ave		20906	36344	86103	219259		0.500	1.00	2.00	5.00
			450804	716499	1003817	1323041		10.0	15.0	20.0	25.0	
3,3'-Dichlorobenzidine	CRY	Ave		42030	68617	165410	413481		0.500	1.00	2.00	5.00
			842444	1335402	1854356	2482995		10.0	15.0	20.0	25.0	
Benzo[a]anthracene	CRY	Ave	28878	132439	188615	433609	1104474	0.100	0.500	1.00	2.00	5.00
			2280563	3450161	4851671	6503711		10.0	15.0	20.0	25.0	
Chrysene	CRY	Ave	28131	118355	191208	426723	1064648	0.100	0.500	1.00	2.00	5.00
			2114670	3456132	4691176	6149048		10.0	15.0	20.0	25.0	
Di-n-octyl phthalate	PRY	Ave		127675	212612	506965	1348747		0.500	1.00	2.00	5.00
			2792332	4371805	5975923	7989561		10.0	15.0	20.0	25.0	
Benzo[b]fluoranthene	PRY	Ave	21932	106810	163593	398787	1092272	0.100	0.500	1.00	2.00	5.00
			2287034	3409332	4440346	6626593		10.0	15.0	20.0	25.0	
Benzo[k]fluoranthene	PRY	Ave	27774	119340	200276	404908	1011291	0.100	0.500	1.00	2.00	5.00
			2026574	3229229	4713396	5579779		10.0	15.0	20.0	25.0	
Benzo[a]pyrene	PRY	Ave	20340	101464	163532	367526	941379	0.100	0.500	1.00	2.00	5.00
			1943714	2984248	4087245	5426070		10.0	15.0	20.0	25.0	
Indeno[1,2,3-cd]pyrene	PRY	Ave	20286	103487	170110	398418	1029546	0.100	0.500	1.00	2.00	5.00
			2136624	3294103	4516184	5910389		10.0	15.0	20.0	25.0	
Dibenzo(a,h)anthracene	PRY	Ave	18516	80322	140402	318590	832445	0.100	0.500	1.00	2.00	5.00
			1722100	2720570	3749814	4996318		10.0	15.0	20.0	25.0	
Benzo[g,h,i]perylene	PRY	Ave	17793	91103	141238	324058	850607	0.100	0.500	1.00	2.00	5.00
			1724677	2682732	3610854	4711157		10.0	15.0	20.0	25.0	
2-Fluorophenol (Surr)	DCB	Ave		42140	64965	154918	379298		0.500	1.00	2.00	5.00
			759965	1104008	1526893	1976870		10.0	15.0	20.0	25.0	
Phenol-d5 (Surr)	DCB	Ave		63644	96763	220611	536604		0.500	1.00	2.00	5.00
			1098648	1619577	2214374	2815436		10.0	15.0	20.0	25.0	
Nitrobenzene-d5 (Surr)	NPT	Ave	14958	69866	110545	252193	654297	0.100	0.500	1.00	2.00	5.00
			1320153	1777331	2453774	3180400		10.0	15.0	20.0	25.0	
2-Fluorobiphenyl (Surr)	ANT	Ave	17153	83681	131931	290167	707699	0.100	0.500	1.00	2.00	5.00
			1409194	2149947	2988591	3912320		10.0	15.0	20.0	25.0	
2,4,6-Tribromophenol (Surr)	ANT	Ave		9684	14684	33280	83868		0.500	1.00	2.00	5.00
			167362	265054	357479	463670		10.0	15.0	20.0	25.0	
Terphenyl-d14 (Surr)	CRY	Ave	16973	76601	124231	274138	704685	0.100	0.500	1.00	2.00	5.00
			1415997	2223338	3089649	4179560		10.0	15.0	20.0	25.0	

FORM VI
GC/MS SEMI VOA INITIAL CALIBRATION DATA
INTERNAL STANDARD RESPONSE AND CONCENTRATION

Lab Name: TestAmerica North Canton | Job No.: 240-1702-1 | Analy Batch No.: 9362

SDG No.:

Instrument ID: A4HP9 | GC Column: RXI-5SILMS ID: 0.45(mm) | Heated Purge: (Y/N) N

Calibration Start Date: 07/21/2011 11:26 | Calibration End Date: 07/21/2011 14:07 | Calibration ID: 2606

Curve Type Legend:
Ave = Average ISTD
Qua = Quadratic ISTD

FORM VII
GC/MS SEMI VOA CONTINUING CALIBRATION DATA

Lab Name: TestAmerica North Canton Job No.: 240-1702-1

SDG No.:

Lab Sample ID: ICV 240-9362/11 Calibration Date: 07/21/2011 14:26

Instrument ID: A4HP9 Calib Start Date: 07/21/2011 11:26

GC Column: RXI-5SILMS ID: 0.45(mm) Calib End Date: 07/21/2011 14:07

Lab File ID: 9TCLICV.D Conc. Units: ng/uL

ANALYTE	CURVE TYPE	AVE RRF	RRF	MIN RRF	CALC AMOUNT	SPIKE AMOUNT	%D	MAX %D
1,4-Dioxane	Ave	0.8081	0.7832		9.69	10.0	-3.1	30.0
N-Nitrosodimethylamine	Ave	1.490	1.496		10.0	10.0	0.4	30.0
Pyridine	Ave	2.334	2.293		9.83	10.0	-1.7	30.0
Ethyl methacrylate	Ave	2.141	2.183		10.2	10.0	2.0	30.0
3-Chloropropionitrile	Ave	0.9103	0.9168		10.1	10.0	0.7	30.0
Malononitrile	Ave	2.519	2.610		10.4	10.0	3.6	30.0
Benzaldehyde	Qua		1.469	0.0100	8.82	10.0	-11.8	30.0
Phenol	Ave	2.520	2.501	0.8000	9.93	10.0	-0.7	30.0
Aniline	Ave	3.172	3.152		9.94	10.0	-0.6	30.0
Bis(2-chloroethyl)ether	Ave	2.008	1.896	0.7000	9.44	10.0	-5.6	30.0
2-Chlorophenol	Ave	1.459	1.453	0.8000	9.96	10.0	-0.4	30.0
1,3-Dichlorobenzene	Ave	1.420	1.383		9.74	10.0	-2.6	30.0
1,4-Dichlorobenzene	Ave	1.487	1.455		9.79	10.0	-2.1	30.0
Benzyl alcohol	Ave	1.135	1.136		10.0	10.0	0.1	30.0
1,2-Dichlorobenzene	Ave	1.361	1.333		9.79	10.0	-2.1	30.0
2-Methylphenol	Ave	1.611	1.580	0.7000	9.81	10.0	-1.9	30.0
2,2'-oxybis[1-chloropropane]	Ave	1.831	1.781		9.72	10.0	-2.8	30.0
3 & 4 Methylphenol	Ave	1.720	1.664		9.67	10.0	-3.3	30.0
N-Nitrosodi-n-propylamine	Ave	1.857	1.828	0.5000	9.84	10.0	-1.6	30.0
Acetophenone	Ave	2.497	2.430	0.0100	9.74	10.0	-2.6	30.0
Hexachloroethane	Ave	0.6699	0.6662	0.3000	9.94	10.0	-0.6	30.0
Nitrobenzene	Ave	0.6853	0.6938	0.2000	10.1	10.0	1.2	30.0
Isophorone	Ave	1.188	1.218	0.4000	10.3	10.0	2.6	30.0
2-Nitrophenol	Ave	0.1993	0.2043	0.1000	10.2	10.0	2.5	30.0
2,4-Dimethylphenol	Ave	0.5068	0.5137	0.2000	10.1	10.0	1.4	30.0
1,3,5-Trichlorobenzene	Ave	0.3102	0.3081		9.93	10.0	-0.7	30.0
Bis(2-chloroethoxy)methane	Ave	0.5933	0.5965	0.3000	10.1	10.0	0.5	30.0
Benzoic acid	Qua		0.1990		14.1	20.0	-29.5	30.0
2,4-Dichlorophenol	Ave	0.2768	0.2800	0.2000	10.1	10.0	1.2	30.0
1,2,4-Trichlorobenzene	Ave	0.3040	0.3009		9.90	10.0	-1.0	30.0
Naphthalene	Ave	1.140	1.122	0.7000	9.85	10.0	-1.5	30.0
4-Chloroaniline	Ave	0.4744	0.4744	0.0100	10.0	10.0	-0.0	30.0
Hexachlorobutadiene	Ave	0.1787	0.1803	0.0100	10.1	10.0	0.9	30.0
1,2,3-Trichlorobenzene	Ave	0.2829	0.2853		10.1	10.0	0.8	30.0
Caprolactam	Ave	0.1477	0.1573	0.0100	10.7	10.0	6.5	30.0
4-Chloro-3-methylphenol	Ave	0.4341	0.4387	0.2000	10.1	10.0	1.1	30.0
2-Methylnaphthalene	Ave	0.5879	0.5887	0.4000	10.0	10.0	0.1	30.0
1-Methylnaphthalene	Ave	0.6817	0.6618		9.71	10.0	-2.9	30.0
1,2,3,5-Tetrachlorobenzene	Ave	0.5228	0.5081		9.72	10.0	-2.8	30.0
Hexachlorocyclopentadiene	Ave	0.3778	0.3899	0.0500	10.3	10.0	3.2	30.0
2,4,6-Trichlorophenol	Ave	0.3614	0.3555	0.2000	9.84	10.0	-1.6	30.0

FORM VII
GC/MS SEMI VOA CONTINUING CALIBRATION DATA

Lab Name: TestAmerica North Canton Job No.: 240-1702-1

SDG No.:

Lab Sample ID: ICV 240-9362/11 Calibration Date: 07/21/2011 14:26

Instrument ID: A4HP9 Calib Start Date: 07/21/2011 11:26

GC Column: RXI-5SILMS ID: 0.45(mm) Calib End Date: 07/21/2011 14:07

Lab File ID: 9TCLICV.D Conc. Units: ng/uL

ANALYTE	CURVE TYPE	AVE RRF	RRF	MIN RRF	CALC AMOUNT	SPIKE AMOUNT	%D	MAX %D
2,4,5-Trichlorophenol	Ave	0.3832	0.4030	0.2000	10.5	10.0	5.2	30.0
2,4-Toluene diamine	Ave	0.2557	0.2049		8.01	10.0	-19.9	30.0
1,1'-Biphenyl	Ave	1.576	1.532	0.0100	9.72	10.0	-2.8	30.0
1,2,3,4 -Tetrachlorobenzene	Ave	0.4983	0.4920		9.87	10.0	-1.3	30.0
2-Chloronaphthalene	Ave	1.097	1.089	0.8000	9.93	10.0	-0.7	30.0
2-Nitroaniline	Ave	0.6398	0.6485	0.0100	10.1	10.0	1.4	30.0
Dimethyl phthalate	Ave	1.336	1.349	0.0100	10.1	10.0	0.9	30.0
2,6-Dinitrotoluene	Ave	0.2885	0.3020		10.5	10.0	4.7	30.0
1,2-Dinitrobenzene	Ave	0.1522	0.1605		10.5	10.0	5.5	30.0
Acenaphthylene	Ave	1.984	1.961	0.9000	9.88	10.0	-1.2	30.0
3-Nitroaniline	Ave	0.3458	0.3628	0.0100	10.5	10.0	4.9	30.0
2,4-Dinitrophenol	Qua		0.2625	0.0100	20.9	20.0	4.5	30.0
Acenaphthene	Ave	1.246	1.205	0.9000	9.67	10.0	-3.3	30.0
4-Nitrophenol	Ave	0.3134	0.3071		9.80	10.0	-2.0	30.0
2,4-Dinitrotoluene	Ave	0.3991	0.4181	0.2000	10.5	10.0	4.8	30.0
Dibenzofuran	Ave	1.700	1.698	0.8000	9.99	10.0	-0.1	30.0
2,3,5,6-Tetrachlorophenol	Ave	0.3191	0.3188		10.0	10.0	-0.0	30.0
Diethyl phthalate	Ave	1.479	1.490	0.0100	10.1	10.0	0.8	30.0
4-Chlorophenyl phenyl ether	Ave	0.6415	0.6435	0.4000	10.0	10.0	0.3	30.0
4-Nitroaniline	Ave	0.3764	0.3904	0.0100	10.4	10.0	3.7	30.0
Fluorene	Ave	1.329	1.311	0.9000	9.86	10.0	-1.4	30.0
4,6-Dinitro-2-methylphenol	Ave	0.1428	0.1597	0.0100	11.2	10.0	11.8	30.0
N-Nitrosodiphenylamine	Ave	0.5795	0.5972	0.0100	10.3	10.0	3.1	30.0
1,2-Diphenylhydrazine(as Azobenzene)	Ave	1.520	1.569		10.3	10.0	3.2	30.0
Azobenzene	Ave	1.520	1.569		10.3	10.0	3.2	30.0
4-Bromophenyl phenyl ether	Ave	0.1962	0.1960	0.1000	9.99	10.0	-0.1	30.0
Hexachlorobenzene	Ave	0.1969	0.1949	0.1000	9.90	10.0	-1.0	30.0
Atrazine	Ave	0.2045	0.2142	0.0100	10.5	10.0	4.7	30.0
Pentachlorophenol	Ave	0.1447	0.1540	0.0500	21.3	20.0	6.4	30.0
Phenanthrene	Ave	1.134	1.111	0.7000	9.79	10.0	-2.1	30.0
Anthracene	Ave	1.137	1.126	0.7000	9.91	10.0	-0.9	30.0
Carbazole	Ave	1.097	1.123	0.0100	10.2	10.0	2.3	30.0
Di-n-butyl phthalate	Ave	1.380	1.473	0.0100	10.7	10.0	6.8	30.0
Fluoranthene	Ave	1.209	1.213	0.6000	10.0	10.0	0.3	30.0
Benzidine	Ave	0.6325	0.6417		10.1	10.0	1.5	30.0
Pyrene	Ave	1.233	1.255	0.6000	10.2	10.0	1.7	30.0
Butyl benzyl phthalate	Ave	0.6023	0.6245	0.0100	10.4	10.0	3.7	30.0
3,3'-Dimethoxybenzidine	Ave	0.2556	0.2830		11.1	10.0	10.7	30.0
Bis(2-ethylhexyl) phthalate	Ave	0.8413	0.8794	0.0100	10.5	10.0	4.5	30.0
4,4'-Methylene bis(2-chloroaniline)	Ave	0.2245	0.2369		10.6	10.0	5.5	30.0

FORM VII
GC/MS SEMI VOA CONTINUING CALIBRATION DATA

Lab Name: TestAmerica North Canton Job No.: 240-1702-1

SDG No.:

Lab Sample ID: ICV 240-9362/11 Calibration Date: 07/21/2011 14:26

Instrument ID: A4HP9 Calib Start Date: 07/21/2011 11:26

GC Column: RXI-5SILMS ID: 0.45(mm) Calib End Date: 07/21/2011 14:07

Lab File ID: 9TCLICV.D Conc. Units: ng/uL

ANALYTE	CURVE TYPE	AVE RRF	RRF	MIN RRF	CALC AMOUNT	SPIKE AMOUNT	%D	MAX %D
3,3'-Dichlorobenzidine	Ave	0.4248	0.4458	0.0100	10.5	10.0	5.0	30.0
Benzo[a]anthracene	Ave	1.177	1.189	0.8000	10.1	10.0	1.0	30.0
Chrysene	Ave	1.133	1.149	0.7000	10.1	10.0	1.4	30.0
Di-n-octyl phthalate	Ave	1.650	1.762	0.0100	10.7	10.0	6.8	30.0
Benzo[b]fluoranthene	Ave	1.311	1.362	0.7000	10.4	10.0	3.9	30.0
Benzo[k]fluoranthene	Ave	1.338	1.391	0.7000	10.4	10.0	4.0	30.0
Benzo[a]pyrene	Ave	1.177	1.221	0.7000	10.4	10.0	3.8	30.0
Indeno[1,2,3-cd]pyrene	Ave	1.260	1.341	0.5000	10.6	10.0	6.4	30.0
Dibenzo(a,h)anthracene	Ave	1.041	1.113	0.4000	10.7	10.0	6.9	30.0
Benzo[g,h,i]perylene	Ave	1.040	1.068	0.5000	10.3	10.0	2.6	30.0
2-Fluorophenol (Surr)	Ave	1.521	1.516		9.97	10.0	-0.3	30.0
Phenol-d5 (Surr)	Ave	2.209	2.202		9.97	10.0	-0.3	30.0
Nitrobenzene-d5 (Surr)	Ave	0.6545	0.6341		9.69	10.0	-3.1	30.0
2-Fluorobiphenyl (Surr)	Ave	1.348	1.318		9.77	10.0	-2.3	30.0
2,4,6-Tribromophenol (Surr)	Ave	0.1570	0.1568		9.99	10.0	-0.1	30.0
Terphenyl-d14 (Surr)	Ave	0.7360	0.7357		10.0	10.0	-0.0	30.0

FORM V
GC/MS SEMI VOA INSTRUMENT PERFORMANCE CHECK
DECAFLUOROTRIPHENYLPHOSPHINE (DFTPP)

Lab Name: TestAmerica North Canton Job No.: 240-1702-1

SDG No.:

Lab File ID: 9DF0723.D DFTPP Injection Date: 07/23/2011

Instrument ID: A4HP9 DFTPP Injection Time: 10:05

Analysis Batch No.: 9527

M/E	ION ABUNDANCE CRITERIA	% RELATIVE ABUNDANCE	
51	30.0- 80.0% of mass 198	44.6	
68	Less than 2.0% of mass 69	0.0	(0.0)1
69	Mass 69 relative abundance	73.1	
70	Less than 2.0% of mass 69	0.3	(0.4)1
127	25.0 - 75.0% of mass 198	54.8	
197	Less than 1.0% of mass 198	0.0	
198	Base Peak, 100% relative abundance	100.0	
199	5.0 to 9.0% of mass 198	7.0	
275	10.0- 30.0% of mass 198	26.0	
365	Greater than 0.75% of mass 198	3.7	
441	Present, but less than mass 443	13.3	
442	40.0 - 110.0% of mass 198	74.7	
443	15.0 - 24.0% of mass 442	14.8	(19.8)2

1-Value is % mass 69 2-Value is % mass 442

THIS CHECK APPLIES TO THE FOLLOWING SAMPLES, MS, MSD, BLANKS AND STANDARDS:

CLIENT SAMPLE ID	LAB SAMPLE ID	LAB FILE ID	DATE ANALYZED	TIME ANALYZED
	CCV 240-9527/2	9SMH0723.D	07/23/2011	10:41
	CCV 240-9527/3	9AMH0723.D	07/23/2011	11:03
	MB 240-7693/19-A	MB7693.D	07/23/2011	12:00
	LCS 240-7693/20-A	LCS7693.D	07/23/2011	12:18
MSA-MW36S-070511	240-1702-1	1702J1A.D	07/23/2011	16:42

FORM VII
GC/MS SEMI VOA CONTINUING CALIBRATION DATA

Lab Name: TestAmerica North Canton Job No.: 240-1702-1

SDG No.:

Lab Sample ID: CCV 240-9527/2 Calibration Date: 07/23/2011 10:41

Instrument ID: A4HP9 Calib Start Date: 07/21/2011 11:26

GC Column: RXI-5SILMS ID: 0.45(mm) Calib End Date: 07/21/2011 14:07

Lab File ID: 9SMH0723.D Conc. Units: ng/uL

ANALYTE	CURVE TYPE	AVE RRF	RRF	MIN RRF	CALC AMOUNT	SPIKE AMOUNT	%D	MAX %D
1,4-Dioxane	Ave	0.8081	0.8048		9.96	10.0	-0.4	20.0
N-Nitrosodimethylamine	Ave	1.490	1.509		10.1	10.0	1.3	20.0
Pyridine	Ave	2.334	2.311		9.90	10.0	-1.0	20.0
Ethyl methacrylate	Ave	2.141	2.182		10.2	10.0	2.0	20.0
3-Chloropropionitrile	Ave	0.9103	0.8898		9.77	10.0	-2.3	20.0
Malononitrile	Ave	2.519	2.606		10.3	10.0	3.4	20.0
Benzaldehyde	Qua		1.499	0.0100	9.15	10.0	-8.5	20.0
Phenol	Ave	2.520	2.524	0.8000	10.0	10.0	0.2	20.0
Aniline	Ave	3.172	3.159		9.96	10.0	-0.4	20.0
Bis(2-chloroethyl)ether	Ave	2.008	1.922	0.7000	9.57	10.0	-4.3	20.0
2-Chlorophenol	Ave	1.459	1.443	0.8000	9.89	10.0	-1.1	20.0
1,3-Dichlorobenzene	Ave	1.420	1.403		9.88	10.0	-1.2	20.0
1,4-Dichlorobenzene	Ave	1.487	1.462		9.83	10.0	-1.7	20.0
Benzyl alcohol	Ave	1.135	1.084		9.55	10.0	-4.5	20.0
1,2-Dichlorobenzene	Ave	1.361	1.321		9.71	10.0	-2.9	20.0
2-Methylphenol	Ave	1.611	1.572	0.7000	9.75	10.0	-2.5	20.0
2,2'-oxybis[1-chloropropane]	Ave	1.831	1.700		9.28	10.0	-7.2	20.0
3 & 4 Methylphenol	Ave	1.720	1.661		9.66	10.0	-3.4	20.0
Acetophenone	Ave	2.497	2.451	0.0100	9.82	10.0	-1.8	20.0
N-Nitrosodi-n-propylamine	Ave	1.857	1.801	0.5000	9.70	10.0	-3.0	20.0
Hexachloroethane	Ave	0.6699	0.6623	0.3000	9.89	10.0	-1.1	20.0
Nitrobenzene	Ave	0.6853	0.6646	0.2000	9.70	10.0	-3.0	20.0
Isophorone	Ave	1.188	1.173	0.4000	9.87	10.0	-1.3	20.0
2-Nitrophenol	Ave	0.1993	0.2004	0.1000	10.1	10.0	0.5	20.0
1,3,5-Trichlorobenzene	Ave	0.3102	0.3066		9.88	10.0	-1.2	20.0
2,4-Dimethylphenol	Ave	0.5068	0.4972	0.2000	9.81	10.0	-1.9	20.0
Bis(2-chloroethoxy)methane	Ave	0.5933	0.5679	0.3000	9.57	10.0	-4.3	20.0
Benzoic acid	Qua		0.2394		16.7	20.0	-16.5	20.0
2,4-Dichlorophenol	Ave	0.2768	0.2779	0.2000	10.0	10.0	0.4	20.0
1,2,4-Trichlorobenzene	Ave	0.3040	0.3000		9.87	10.0	-1.3	20.0
Naphthalene	Ave	1.140	1.086	0.7000	9.53	10.0	-4.7	20.0
4-Chloroaniline	Ave	0.4744	0.4518	0.0100	9.52	10.0	-4.8	20.0
Hexachlorobutadiene	Ave	0.1787	0.1802	0.0100	10.1	10.0	0.9	20.0
1,2,3-Trichlorobenzene	Ave	0.2829	0.2765		9.77	10.0	-2.3	20.0
Caprolactam	Ave	0.1477	0.1460	0.0100	9.88	10.0	-1.2	20.0
4-Chloro-3-methylphenol	Ave	0.4341	0.4220	0.2000	9.72	10.0	-2.8	20.0
2-Methylnaphthalene	Ave	0.5879	0.5666	0.4000	9.64	10.0	-3.6	20.0
1-Methylnaphthalene	Ave	0.6817	0.6451		9.46	10.0	-5.4	20.0
1,2,3,5-Tetrachlorobenzene	Ave	0.5228	0.5311		10.2	10.0	1.6	20.0
Hexachlorocyclopentadiene	Ave	0.3778	0.3807	0.0500	10.1	10.0	0.8	20.0
2,4,6-Trichlorophenol	Ave	0.3614	0.3687	0.2000	10.2	10.0	2.0	20.0

FORM VII
GC/MS SEMI VOA CONTINUING CALIBRATION DATA

Lab Name: TestAmerica North Canton Job No.: 240-1702-1

SDG No.:

Lab Sample ID: CCV 240-9527/2 Calibration Date: 07/23/2011 10:41

Instrument ID: A4HP9 Calib Start Date: 07/21/2011 11:26

GC Column: RXI-5SILMS ID: 0.45(mm) Calib End Date: 07/21/2011 14:07

Lab File ID: 9SMH0723.D Conc. Units: ng/uL

ANALYTE	CURVE TYPE	AVE RRF	RRF	MIN RRF	CALC AMOUNT	SPIKE AMOUNT	%D	MAX %D
2,4,5-Trichlorophenol	Ave	0.3832	0.4014	0.2000	10.5	10.0	4.8	20.0
~~2,4-Toluene diamine~~	Ave	0.2557	0.1875		7.33	10.0	~~-26.7*~~	20.0
1,1'-Biphenyl	Ave	1.576	1.537	0.0100	9.75	10.0	-2.5	20.0
1,2,3,4 -Tetrachlorobenzene	Ave	0.4983	0.5081		10.2	10.0	2.0	20.0
2-Chloronaphthalene	Ave	1.097	1.097	0.8000	10.0	10.0	-0.0	20.0
2-Nitroaniline	Ave	0.6398	0.6249	0.0100	9.77	10.0	-2.3	20.0
Dimethyl phthalate	Ave	1.336	1.335	0.0100	10.0	10.0	-0.0	20.0
2,6-Dinitrotoluene	Ave	0.2885	0.3024		10.5	10.0	4.8	20.0
1,2-Dinitrobenzene	Ave	0.1522	0.1601		10.5	10.0	5.2	20.0
Acenaphthylene	Ave	1.984	1.966	0.9000	9.91	10.0	-0.9	20.0
3-Nitroaniline	Ave	0.3458	0.3555	0.0100	10.3	10.0	2.8	20.0
Acenaphthene	Ave	1.246	1.212	0.9000	9.73	10.0	-2.7	20.0
2,4-Dinitrophenol	Qua		0.2495	0.0100	20.0	20.0	0.0	20.0
4-Nitrophenol	Ave	0.3134	0.3052		9.74	10.0	-2.6	20.0
2,4-Dinitrotoluene	Ave	0.3991	0.4127	0.2000	10.3	10.0	3.4	20.0
Dibenzofuran	Ave	1.700	1.689	0.8000	9.93	10.0	-0.7	20.0
2,3,5,6-Tetrachlorophenol	Ave	0.3191	0.3299		10.3	10.0	3.4	20.0
Diethyl phthalate	Ave	1.479	1.464	0.0100	9.90	10.0	-1.0	20.0
4-Chlorophenyl phenyl ether	Ave	0.6415	0.6512	0.4000	10.2	10.0	1.5	20.0
Fluorene	Ave	1.329	1.305	0.9000	9.82	10.0	-1.8	20.0
4-Nitroaniline	Ave	0.3764	0.3840	0.0100	10.2	10.0	2.0	20.0
4,6-Dinitro-2-methylphenol	Ave	0.1428	0.1462	0.0100	10.2	10.0	2.4	20.0
N-Nitrosodiphenylamine	Ave	0.5795	0.5774	0.0100	9.96	10.0	-0.4	20.0
1,2-Diphenylhydrazine(as Azobenzene)	Ave	1.520	1.475		9.71	10.0	-2.9	20.0
Azobenzene	Ave	1.520	1.475		9.71	10.0	-2.9	20.0
4-Bromophenyl phenyl ether	Ave	0.1962	0.2028	0.1000	10.3	10.0	3.4	20.0
Hexachlorobenzene	Ave	0.1969	0.1958	0.1000	9.94	10.0	-0.6	20.0
Atrazine	Ave	0.2045	0.2041	0.0100	9.98	10.0	-0.2	20.0
Pentachlorophenol	Ave	0.1447	0.1407	0.0500	19.4	20.0	-2.8	20.0
Phenanthrene	Ave	1.134	1.087	0.7000	9.58	10.0	-4.2	20.0
Anthracene	Ave	1.137	1.113	0.7000	9.78	10.0	-2.2	20.0
Carbazole	Ave	1.097	1.087	0.0100	9.90	10.0	-1.0	20.0
Di-n-butyl phthalate	Ave	1.380	1.433	0.0100	10.4	10.0	3.9	20.0
Fluoranthene	Ave	1.209	1.215	0.6000	10.0	10.0	0.5	20.0
Benzidine	Ave	0.6325	0.6515		10.3	10.0	3.0	20.0
Pyrene	Ave	1.233	1.222	0.6000	9.91	10.0	-0.9	20.0
Butyl benzyl phthalate	Ave	0.6023	0.5883	0.0100	9.77	10.0	-2.3	20.0
3,3'-Dimethoxybenzidine	Ave	0.2556	0.2706		10.6	10.0	5.9	20.0
Bis(2-ethylhexyl) phthalate	Ave	0.8413	0.8511	0.0100	10.1	10.0	1.2	20.0
4,4'-Methylene bis(2-chloroaniline)	Ave	0.2245	0.2371		10.6	10.0	5.6	20.0

FORM VII
GC/MS SEMI VOA CONTINUING CALIBRATION DATA

Lab Name: TestAmerica North Canton Job No.: 240-1702-1

SDG No.:

Lab Sample ID: CCV 240-9527/2 Calibration Date: 07/23/2011 10:41

Instrument ID: A4HP9 Calib Start Date: 07/21/2011 11:26

GC Column: RXI-5SILMS ID: 0.45(mm) Calib End Date: 07/21/2011 14:07

Lab File ID: 9SMH0723.D Conc. Units: ng/uL

ANALYTE	CURVE TYPE	AVE RRF	RRF	MIN RRF	CALC AMOUNT	SPIKE AMOUNT	%D	MAX %D
3,3'-Dichlorobenzidine	Ave	0.4248	0.4475	0.0100	10.5	10.0	5.4	20.0
Benzo[a]anthracene	Ave	1.177	1.192	0.8000	10.1	10.0	1.3	20.0
Chrysene	Ave	1.133	1.104	0.7000	9.74	10.0	-2.6	20.0
Di-n-octyl phthalate	Ave	1.650	1.662	0.0100	10.1	10.0	0.7	20.0
Benzo[b]fluoranthene	Ave	1.311	1.339	0.7000	10.2	10.0	2.1	20.0
Benzo[k]fluoranthene	Ave	1.338	1.351	0.7000	10.1	10.0	1.0	20.0
Benzo[a]pyrene	Ave	1.177	1.202	0.7000	10.2	10.0	2.2	20.0
Dibenzo(a,h)anthracene	Ave	1.041	1.076	0.4000	10.3	10.0	3.3	20.0
Indeno[1,2,3-cd]pyrene	Ave	1.260	1.317	0.5000	10.5	10.0	4.5	20.0
Benzo[g,h,i]perylene	Ave	1.040	1.077	0.5000	10.4	10.0	3.5	20.0
2-Fluorophenol (Surr)	Ave	1.521	1.536		10.1	10.0	1.0	20.0
Phenol-d5 (Surr)	Ave	2.209	2.188		9.90	10.0	-1.0	20.0
Nitrobenzene-d5 (Surr)	Ave	0.6545	0.6245		9.54	10.0	-4.6	20.0
2-Fluorobiphenyl (Surr)	Ave	1.348	1.358		10.1	10.0	0.7	20.0
2,4,6-Tribromophenol (Surr)	Ave	0.1570	0.1671		10.6	10.0	6.4	20.0
Terphenyl-d14 (Surr)	Ave	0.7360	0.7387		10.0	10.0	0.4	20.0

FORM IV
GC/MS SEMI VOA METHOD BLANK SUMMARY

Lab Name: TestAmerica North Canton Job No.: 240-1702-1

SDG No.:

Lab File ID: MB7693.D Lab Sample ID: MB 240-7693/19-A

Matrix: Water Date Extracted: 07/08/2011 11:00

Instrument ID: A4HP9 Date Analyzed: 07/23/2011 12:00

Level:(Low/Med) Low

THIS METHOD BLANK APPLIES TO THE FOLLOWING SAMPLES:

CLIENT SAMPLE ID	LAB SAMPLE ID	LAB FILE ID	DATE ANALYZED
	LCS 240-7693/20-A	LCS7693.D	07/23/2011 12:18
MSA-MW36S-070511	240-1702-1	1702J1A.D	07/23/2011 16:42

FORM I
GC/MS SEMI VOA ORGANICS ANALYSIS DATA SHEET

Lab Name: TestAmerica North Canton | Job No.: 240-1702-1

SDG No.:

Client Sample ID: | Lab Sample ID: MB 240-7693/19-A

Matrix: Water | Lab File ID: MB7693.D

Analysis Method: 8270D | Date Collected:

Extract. Method: 3510C | Date Extracted: 07/08/2011 11:00

Sample wt/vol: 1000(mL) | Date Analyzed: 07/23/2011 12:00

Con. Extract Vol.: 2.00(mL) | Dilution Factor: 1

Injection Volume: 1(uL) | Level: (low/med) Low

% Moisture: | GPC Cleanup:(Y/N) N

Analysis Batch No.: 9527 | Units: ug/L

CAS NO.	COMPOUND NAME	RESULT	Q	RL	MDL
83-32-9	Acenaphthene	0.20	U	0.20	0.10
208-96-8	Acenaphthylene	0.20	U	0.20	0.10
98-86-2	Acetophenone	1.0	U	1.0	0.34
120-12-7	Anthracene	0.20	U	0.20	0.10
1912-24-9	Atrazine	1.0	U	1.0	0.34
100-52-7	Benzaldehyde	1.0	U	1.0	0.39
56-55-3	Benzo[a]anthracene	0.20	U	0.20	0.10
50-32-8	Benzo[a]pyrene	0.20	U	0.20	0.10
205-99-2	Benzo[b]fluoranthene	0.20	U	0.20	0.10
191-24-2	Benzo[g,h,i]perylene	0.20	U	0.20	0.10
207-08-9	Benzo[k]fluoranthene	0.20	U	0.20	0.10
92-52-4	1,1'-Biphenyl	1.0	U	1.0	0.80
111-91-1	Bis(2-chloroethoxy)methane	1.0	U	1.0	0.32
111-44-4	Bis(2-chloroethyl)ether	1.0	U	1.0	0.10
117-81-7	Bis(2-ethylhexyl) phthalate	2.0	U	2.0	0.80
101-55-3	4-Bromophenyl phenyl ether	2.0	U	2.0	0.80
85-68-7	Butyl benzyl phthalate	1.0	U	1.0	0.80
105-60-2	Caprolactam	5.0	U	5.0	0.80
86-74-8	Carbazole	1.0	U	1.0	0.28
106-47-8	4-Chloroaniline	2.0	U	2.0	0.80
59-50-7	4-Chloro-3-methylphenol	2.0	U	2.0	0.80
91-58-7	2-Chloronaphthalene	1.0	U	1.0	0.10
95-57-8	2-Chlorophenol	1.0	U	1.0	0.29
7005-72-3	4-Chlorophenyl phenyl ether	2.0	U	2.0	0.30
218-01-9	Chrysene	0.20	U	0.20	0.10
53-70-3	Dibenzo(a,h)anthracene	0.20	U	0.20	0.10
132-64-9	Dibenzofuran	1.0	U	1.0	0.10
91-94-1	3,3'-Dichlorobenzidine	5.0	U	5.0	0.37
120-83-2	2,4-Dichlorophenol	2.0	U	2.0	0.80
84-66-2	Diethyl phthalate	1.0	U	1.0	0.60
105-67-9	2,4-Dimethylphenol	2.0	U	2.0	0.80
131-11-3	Dimethyl phthalate	1.0	U	1.0	0.29
84-74-2	Di-n-butyl phthalate	1.0	U	1.0	0.67
534-52-1	4,6-Dinitro-2-methylphenol	5.0	U	5.0	2.4

FORM I
GC/MS SEMI VOA ORGANICS ANALYSIS DATA SHEET

Lab Name: TestAmerica North Canton
Job No.: 240-1702-1
SDG No.:
Client Sample ID:
Lab Sample ID: MB 240-7693/19-A
Matrix: Water
Lab File ID: MB7693.D
Analysis Method: 8270D
Date Collected:
Extract. Method: 3510C
Date Extracted: 07/08/2011 11:00
Sample wt/vol: 1000(mL)
Date Analyzed: 07/23/2011 12:00
Con. Extract Vol.: 2.00(mL)
Dilution Factor: 1
Injection Volume: 1(uL)
Level: (low/med) Low
% Moisture:
GPC Cleanup:(Y/N) N
Analysis Batch No.: 9527
Units: ug/L

CAS NO.	COMPOUND NAME	RESULT	Q	RL	MDL
51-28-5	2,4-Dinitrophenol	5.0	U	5.0	2.4
121-14-2	2,4-Dinitrotoluene	5.0	U	5.0	0.27
606-20-2	2,6-Dinitrotoluene	5.0	U	5.0	0.80
117-84-0	Di-n-octyl phthalate	1.0	U	1.0	0.80
206-44-0	Fluoranthene	0.20	U	0.20	0.10
86-73-7	Fluorene	0.20	U	0.20	0.10
118-74-1	Hexachlorobenzene	0.20	U	0.20	0.10
87-68-3	Hexachlorobutadiene	1.0	U	1.0	0.27
77-47-4	Hexachlorocyclopentadiene	10	U	10	0.80
67-72-1	Hexachloroethane	1.0	U	1.0	0.80
193-39-5	Indeno[1,2,3-cd]pyrene	0.20	U	0.20	0.10
78-59-1	Isophorone	1.0	U	1.0	0.27
91-57-6	2-Methylnaphthalene	0.20	U	0.20	0.10
95-48-7	2-Methylphenol	1.0	U	1.0	0.80
123-91-1	1,4-Dioxane	1.0	U	1.0	0.49
15831-10-4	3 & 4 Methylphenol	2.0	U	2.0	0.75
91-20-3	Naphthalene	0.20	U	0.20	0.10
88-74-4	2-Nitroaniline	2.0	U	2.0	0.80
99-09-2	3-Nitroaniline	2.0	U	2.0	0.28
100-01-6	4-Nitroaniline	2.0	U	2.0	0.80
98-95-3	Nitrobenzene	1.0	U	1.0	0.040
88-75-5	2-Nitrophenol	2.0	U	2.0	0.28
100-02-7	4-Nitrophenol	5.0	U	5.0	2.4
621-64-7	N-Nitrosodi-n-propylamine	1.0	U	1.0	0.80
86-30-6	N-Nitrosodiphenylamine	1.0	U	1.0	0.31
108-60-1	2,2'-oxybis[1-chloropropane]	1.0	U	1.0	0.40
87-86-5	Pentachlorophenol	5.0	U	5.0	2.4
85-01-8	Phenanthrene	0.20	U	0.20	0.10
108-95-2	Phenol	1.0	U	1.0	0.60
129-00-0	Pyrene	0.20	U	0.20	0.10
95-95-4	2,4,5-Trichlorophenol	5.0	U	5.0	0.30
88-06-2	2,4,6-Trichlorophenol	5.0	U	5.0	0.80
62-75-9	N-Nitrosodimethylamine	1.0	U	1.0	0.31

FORM I
GC/MS SEMI VOA ORGANICS ANALYSIS DATA SHEET

Lab Name: TestAmerica North Canton | Job No.: 240-1702-1

SDG No.:

Client Sample ID: | Lab Sample ID: MB 240-7693/19-A

Matrix: Water | Lab File ID: MB7693.D

Analysis Method: 8270D | Date Collected:

Extract. Method: 3510C | Date Extracted: 07/08/2011 11:00

Sample wt/vol: 1000(mL) | Date Analyzed: 07/23/2011 12:00

Con. Extract Vol.: 2.00(mL) | Dilution Factor: 1

Injection Volume: 1(uL) | Level: (low/med) Low

% Moisture: | GPC Cleanup:(Y/N) N

Analysis Batch No.: 9527 | Units: ug/L

CAS NO.	SURROGATE	%REC	Q	LIMITS
321-60-8	2-Fluorobiphenyl (Surr)	66		28-110
367-12-4	2-Fluorophenol (Surr)	73		10-110
4165-60-0	Nitrobenzene-d5 (Surr)	70		27-111
4165-62-2	Phenol-d5 (Surr)	72		10-110
1718-51-0	Terphenyl-d14 (Surr)	84		37-119
118-79-6	2,4,6-Tribromophenol (Surr)	69		22-120

FORM III
GC/MS SEMI VOA LAB CONTROL SAMPLE RECOVERY

Lab Name: TestAmerica North Canton Job No.: 240-1702-1

SDG No.:

Matrix: Water Level: Low Lab File ID: LCS7693.D

Lab ID: LCS 240-7693/20-A Client ID:

COMPOUND	SPIKE ADDED (ug/L)	LCS CONCENTRATION (ug/L)	LCS % REC	QC LIMITS REC	#
Acenaphthene	20.0	14.0	70	40-110	
Acenaphthylene	20.0	14.0	70	43-110	
Acetophenone	20.0	14.9	75	50-130	
Anthracene	20.0	13.7	69	54-114	
Atrazine	20.0	15.5	77	50-130	
Benzaldehyde	20.0	18.7	94	10-130	
Benzo[a]anthracene	20.0	13.4	67	55-115	
Benzo[a]pyrene	20.0	11.7	58	43-116	
Benzo[b]fluoranthene	20.0	13.2	66	43-122	
Benzo[g,h,i]perylene	20.0	14.8	74	45-120	
Benzo[k]fluoranthene	20.0	14.6	73	43-124	
1,1'-Biphenyl	20.0	13.4	67	50-130	
Bis(2-chloroethoxy)methane	20.0	15.3	77	39-110	
Bis(2-chloroethyl)ether	20.0	15.0	75	34-113	
Bis(2-ethylhexyl) phthalate	20.0	14.0	70	36-163	
4-Bromophenyl phenyl ether	20.0	14.5	73	51-114	
Butyl benzyl phthalate	20.0	14.1	71	53-126	
Caprolactam	20.0	15.8	79	50-130	
Carbazole	20.0	13.9	70	53-120	
4-Chloroaniline	20.0	12.1	60	10-110	
4-Chloro-3-methylphenol	20.0	15.0	75	39-110	
2-Chloronaphthalene	20.0	14.3	72	39-110	
2-Chlorophenol	20.0	14.3	72	27-110	
4-Chlorophenyl phenyl ether	20.0	14.8	74	50-115	
Chrysene	20.0	14.3	72	55-115	
Dibenzo(a,h)anthracene	20.0	14.5	73	46-122	
Dibenzofuran	20.0	14.4	72	46-111	
3,3'-Dichlorobenzidine	20.0	8.20	41	19-110	
2,4-Dichlorophenol	20.0	14.7	74	33-110	
Diethyl phthalate	20.0	15.0	75	33-134	
2,4-Dimethylphenol	20.0	10.6	53	12-110	
Dimethyl phthalate	20.0	14.7	74	15-143	
Di-n-butyl phthalate	20.0	15.9	80	55-122	
4,6-Dinitro-2-methylphenol	20.0	13.3	67	28-112	
2,4-Dinitrophenol	20.0	10.6	53	17-112	
2,4-Dinitrotoluene	20.0	15.5	78	52-123	
2,6-Dinitrotoluene	20.0	15.4	77	52-119	
Di-n-octyl phthalate	20.0	13.7	69	44-128	
Fluoranthene	20.0	14.6	73	54-122	
Fluorene	20.0	14.2	71	47-112	
Hexachlorobenzene	20.0	14.2	71	51-112	
Hexachlorobutadiene	20.0	14.1	71	13-110	

Column to be used to flag recovery and RPD values

FORM III 8270D

FORM III
GC/MS SEMI VOA LAB CONTROL SAMPLE RECOVERY

Lab Name: TestAmerica North Canton Job No.: 240-1702-1

SDG No.:

Matrix: Water Level: Low Lab File ID: LCS7693.D

Lab ID: LCS 240-7693/20-A Client ID:

COMPOUND	SPIKE ADDED (ug/L)	LCS CONCENTRATION (ug/L)	LCS % REC	QC LIMITS REC	#
Hexachlorocyclopentadiene	20.0	5.02 J	25	10-110	
Hexachloroethane	20.0	13.1	66	12-110	
Indeno[1,2,3-cd]pyrene	20.0	14.7	73	46-121	
Isophorone	20.0	14.7	73	44-128	
2-Methylnaphthalene	20.0	17.1	86	35-110	
2-Methylphenol	20.0	13.7	69	30-110	
1,4-Dioxane	20.0	11.6	58	10-110	
3 & 4 Methylphenol	40.0	27.8	70	32-110	
Naphthalene	20.0	14.5	72	31-110	
2-Nitroaniline	20.0	14.5	72	43-130	
3-Nitroaniline	20.0	13.8	69	45-116	
4-Nitroaniline	20.0	14.5	72	45-120	
Nitrobenzene	20.0	15.4	77	37-115	
2-Nitrophenol	20.0	14.9	75	29-110	
4-Nitrophenol	20.0	14.0	70	12-130	
N-Nitrosodi-n-propylamine	20.0	14.8	74	37-121	
N-Nitrosodiphenylamine	20.0	13.7	68	53-113	
2,2'-oxybis[1-chloropropane]	20.0	14.5	73	25-128	
Pentachlorophenol	20.0	11.9	59	26-110	
Phenanthrene	20.0	13.5	68	52-114	
Phenol	20.0	14.9	74	14-112	
Pyrene	20.0	13.5	68	55-120	
2,4,5-Trichlorophenol	20.0	14.7	73	39-110	
2,4,6-Trichlorophenol	20.0	13.7	68	35-110	
N-Nitrosodimethylamine	20.0	14.2	71	10-130	

Column to be used to flag recovery and RPD values

FORM III 8270D

FORM II
GC/MS SEMI VOA SURROGATE RECOVERY

Lab Name: TestAmerica North Canton Job No.: 240-1702-1

SDG No.:

Matrix: Water Level: Low

GC Column (1): RXI-5SILMS ID: 0.45 (mm)

Client Sample ID	Lab Sample ID	2FP	#	PHL	#	NBZ	#	FBP	#	TBP	#	TPH	#
MSA-MW36S-070511	240-1702-1	60		62		61		59		65		75	
	MB 240-7693/19-A	73		72		70		66		69		84	
	LCS 240-7693/20-A	71		73		73		69		71		78	

	QC LIMITS
2FP = 2-Fluorophenol (Surr)	10-110
PHL = Phenol-d5 (Surr)	10-110
NBZ = Nitrobenzene-d5 (Surr)	27-111
FBP = 2-Fluorobiphenyl (Surr)	28-110
TBP = 2,4,6-Tribromophenol (Surr)	22-120
TPH = Terphenyl-d14 (Surr)	37-119

Column to be used to flag recovery values

FORM II 8270D

FORM VIII
GC/MS SEMI VOA INTERNAL STANDARD AREA AND RETENTION TIME SUMMARY

Lab Name: TestAmerica North Canton Job No.: 240-1702-1

SDG No.:

Sample No.: STD6 240-9362/10 Date Analyzed: 07/21/2011 11:26

Instrument ID: A4HP9 GC Column: RXI-5SILMS ID: 0.45(mm)

Lab File ID (Standard): 9SMH0721.D Heated Purge: (Y/N) N

Calibration ID: 2606

		DCB		NPT		ANT	
		AREA #	RT #	AREA #	RT #	AREA #	RT #
INITIAL CALIBRATION MID-POINT		203436	3.74	781219	4.71	438992	6.00
UPPER LIMIT		406872	4.24	1562438	5.21	877984	6.50
LOWER LIMIT		101718	3.24	390610	4.21	219496	5.50
LAB SAMPLE ID	CLIENT SAMPLE ID						
ICV 240-9362/11		247327	3.75	937908	4.71	537789	6.00
CCV 240-9527/2 CCVIS		220510	3.64	856691	4.60	474479	5.90
CCV 240-9527/3		221228	3.64	852415	4.60	488013	5.90

DCB = 1,4-Dichlorobenzene-d4
NPT = Naphthalene-d8
ANT = Acenaphthene-d10

Area Limit = 50%-200% of internal standard area
RT Limit = ± 0.5 minutes of internal standard RT

Column used to flag values outside QC limits

FORM VIII 8270D

FORM VIII
GC/MS SEMI VOA INTERNAL STANDARD AREA AND RETENTION TIME SUMMARY

Lab Name: TestAmerica North Canton Job No.: 240-1702-1

SDG No.:

Sample No.: STD6 240-9362/10 Date Analyzed: 07/21/2011 11:26

Instrument ID: A4HP9 GC Column: RXI-5SILMS ID: 0.45(mm)

Lab File ID (Standard): 9SMH0721.D Heated Purge: (Y/N) N

Calibration ID: 2606

		PHN		CRY		PRY	
		AREA #	RT #	AREA #	RT #	AREA #	RT #
INITIAL CALIBRATION MID-POINT		765456	7.08	790789	9.04	654809	10.35
UPPER LIMIT		1530912	7.58	1581578	9.54	1309618	10.85
LOWER LIMIT		382728	6.58	395395	8.54	327405	9.85
LAB SAMPLE ID	CLIENT SAMPLE ID						
ICV 240-9362/11		934068	7.09	967513	9.05	798075	10.36
CCV 240-9527/2 CCVIS		837604	6.98	885759	8.92	741305	10.16
CCV 240-9527/3		865035	6.98	885757	8.92	758477	10.17

PHN = Phenanthrene-d10
CRY = Chrysene-d12
PRY = Perylene-d12

Area Limit = 50%-200% of internal standard area
RT Limit = ± 0.5 minutes of internal standard RT

Column used to flag values outside QC limits

FORM VIII 8270D

FORM VIII
GC/MS SEMI VOA INTERNAL STANDARD AREA AND RETENTION TIME SUMMARY

Lab Name: TestAmerica North Canton Job No.: 240-1702-1

SDG No.:

Sample No.: CCV 240-9527/2 Date Analyzed: 07/23/2011 10:41

Instrument ID: A4HP9 GC Column: RXI-5SILMS ID: 0.45(mm)

Lab File ID (Standard): 9SMH0723.D Heated Purge: (Y/N) N

Calibration ID: 2611

		DCB		NPT		ANT	
		AREA #	RT #	AREA #	RT #	AREA #	RT #
12/24 HOUR STD		220510	3.64	856691	4.60	474479	5.90
UPPER LIMIT		441020	4.14	1713382	5.10	948958	6.40
LOWER LIMIT		110255	3.14	428346	4.10	237240	5.40
LAB SAMPLE ID	CLIENT SAMPLE ID						
CCV 240-9527/3		221228	3.64	852415	4.60	488013	5.90
MB 240-7693/19-A		178830	3.64	688192	4.60	396479	5.90
LCS 240-7693/20-A		204915	3.64	781109	4.60	459841	5.90
240-1702-1	MSA-MW36S-070511	206265	3.64	789056	4.60	454964	5.90

DCB = 1,4-Dichlorobenzene-d4
NPT = Naphthalene-d8
ANT = Acenaphthene-d10

Area Limit = 50%-200% of internal standard area
RT Limit = ± 0.5 minutes of internal standard RT

Column used to flag values outside QC limits

FORM VIII 8270D

FORM VIII
GC/MS SEMI VOA INTERNAL STANDARD AREA AND RETENTION TIME SUMMARY

Lab Name: TestAmerica North Canton | Job No.: 240-1702-1

SDG No.:

Sample No.: CCV 240-9527/2 | Date Analyzed: 07/23/2011 10:41

Instrument ID: A4HP9 | GC Column: RXI-5SILMS ID: 0.45(mm)

Lab File ID (Standard): 9SMH0723.D | Heated Purge: (Y/N) N

Calibration ID: 2611

		PHN		CRY		PRY	
		AREA #	RT #	AREA #	RT #	AREA #	RT #
12/24 HOUR STD		837604	6.98	885759	8.92	741305	10.16
UPPER LIMIT		1675208	7.48	1771518	9.42	1482610	10.66
LOWER LIMIT		418802	6.48	442880	8.42	370653	9.66
LAB SAMPLE ID	CLIENT SAMPLE ID						
CCV 240-9527/3		865035	6.98	885757	8.92	758477	10.17
MB 240-7693/19-A		718724	6.98	733307	8.91	632828	10.16
LCS 240-7693/20-A		828094	6.98	878546	8.91	709213	10.16
240-1702-1	MSA-MW36S-070511	833759	6.98	872643	8.91	731357	10.15

PHN = Phenanthrene-d10
CRY = Chrysene-d12
PRY = Perylene-d12

Area Limit = 50%-200% of internal standard area
RT Limit = ± 0.5 minutes of internal standard RT

Column used to flag values outside QC limits

FORM VIII 8270D

Method 8015B - GRO

Gasoline Range Organics (GC) by Method 8015B

GASOLINE RANGE ORGANICS ANALYSIS RUN LOG

Lab Name: TestAmerica North Canton Job No.: 240-1702-1

SDG No.:

Instrument ID: AFID Start Date: 07/14/2011 09:45

Analysis Batch Number: 8380 End Date: 07/15/2011 08:25

LAB SAMPLE ID	CLIENT SAMPLE ID	DATE ANALYZED	DILUTION FACTOR	LAB FILE ID	COLUMN ID
ZZZZZ		07/14/2011 09:45	1		RTX-VRX 0.45(mm)
STD1GAS 240-8380/3 IC		07/14/2011 10:16	1	AF071403.D	RTX-VRX 0.45(mm)
STD2 240-8380/4 IC		07/14/2011 10:48	1	AF071404.D	RTX-VRX 0.45(mm)
STD3 240-8380/5 IC		07/14/2011 11:20	1	AF071405.D	RTX-VRX 0.45(mm)
STD4 240-8380/6 ICRT		07/14/2011 11:52	1	AF071406.D	RTX-VRX 0.45(mm)
STD5 240-8380/7 IC		07/14/2011 12:24	1	AF071407.D	RTX-VRX 0.45(mm)
STD6 240-8380/8 IC		07/14/2011 12:55	1	AF071408.D	RTX-VRX 0.45(mm)
ICV 240-8380/9		07/14/2011 13:28	1	AF071409.D	RTX-VRX 0.45(mm)
MB 240-8380/10		07/14/2011 14:27	1	AF071410.D	RTX-VRX 0.45(mm)
LCS 240-8380/11		07/14/2011 15:11	1	AF071411.D	RTX-VRX 0.45(mm)
ZZZZZ		07/14/2011 15:43	1		RTX-VRX 0.45(mm)
240-1679-A-2 MS		07/14/2011 16:15	1	AF071413.D	RTX-VRX 0.45(mm)
240-1679-A-2 MSD		07/14/2011 16:47	1	AF071414.D	RTX-VRX 0.45(mm)
ZZZZZ		07/14/2011 17:18	1		RTX-VRX 0.45(mm)
ZZZZZ		07/14/2011 17:50	1		RTX-VRX 0.45(mm)
ZZZZZ		07/14/2011 18:21	1		RTX-VRX 0.45(mm)
ZZZZZ		07/14/2011 18:53	1		RTX-VRX 0.45(mm)
ZZZZZ		07/14/2011 19:24	1		RTX-VRX 0.45(mm)
240-1702-1	MSA-MW36S-070511	07/14/2011 19:55	1	AF071420.D	RTX-VRX 0.45(mm)
CCV 240-8380/22		07/15/2011 08:25	1	AF071421.D	RTX-VRX 0.45(mm)

8015B

FORM VIII
GASOLINE RANGE ORGANICS ANALYTICAL SEQUENCE

Lab Name: TestAmerica North Canton Job No.: 240-1702-1

SDG No.:

Sample No.: STD4 240-8380/6 Date Analyzed: 07/14/2011 11:52

Instrument ID: AFID GC Column: RTX-VRX ID: 0.45(mm)

Lab File ID (Standard): AF071406.D Heated Purge: (Y/N) N

Calibration ID: 2319

THE ANALYTICAL SEQUENCE OF BLANKS, SAMPLES, STANDARDS, MS/MSDs AND LCSs IS GIVEN BELOW:

				TFT RT #
INITIAL CALIBRATION SURROGATE				9.76
UPPER LIMIT				9.86
LOWER LIMIT				9.66
LAB SAMPLE ID	CLIENT SAMPLE ID	DATE ANALYZED	LAB FILE ID	
STD4 240-8380/6 ICRT		07/14/2011 11:52	AF071406.D	9.76
MB 240-8380/10		07/14/2011 14:27	AF071410.D	9.75
LCS 240-8380/11		07/14/2011 15:11	AF071411.D	9.76
240-1679-A-2 MS		07/14/2011 16:15	AF071413.D	9.76
240-1679-A-2 MSD		07/14/2011 16:47	AF071414.D	9.76
240-1702-1	MSA-MW36S-070511	07/14/2011 19:55	AF071420.D	9.75
CCV 240-8380/22		07/15/2011 08:25	AF071421.D	9.76

TFT = Trifluorotoluene (Surr)

TFT RT Limit = ± 0.1 minutes of surrogate RT

Column used to flag values outside QC limits

FORM VIII 8015B

FORM VI
GASOLINE RANGE ORGANICS INITIAL CALIBRATION DATA
EXTERNAL STANDARD CURVE EVALUTION

Lab Name: TestAmerica North Canton Job No.: 240-1702-1 Analy Batch No.: 8380

SDG No.:

Instrument ID: AFID GC Column: RTX-VRX ID: 0.45(mm) Heated Purge: (Y/N) N

Calibration Start Date: 07/14/2011 10:16 Calibration End Date: 07/14/2011 12:55 Calibration ID: 2319

Calibration Files:

LEVEL:	LAB SAMPLE ID:	LAB FILE ID:
Level 1	STD1GAS 240-8380/3	AF071403.D
Level 2	STD2 240-8380/4	AF071404.D
Level 3	STD3 240-8380/5	AF071405.D
Level 4	STD4 240-8380/6	AF071406.D
Level 5	STD5 240-8380/7	AF071407.D
Level 6	STD6 240-8380/8	AF071408.D

ANALYTE	CF				CURVE TYPE	COEFFICIENT			#	MIN CF	%RSD	#	MAX %RSD	R^2 OR COD	#	MIN R^2 OR COD
	LVL 1	LVL 2	LVL 3	LVL 4		B	M1	M2								
	LVL 5	LVL 6														
Total Petroleum Hydrocarbons (C6-C10)	333375	294293	261385	262855	Ave		275042.951				12.0		20.0			
	251337	256714														
C6-C12	397128	324964	284661	290005	Ave		308358.726				15.0		20.0			
	278195	284900														
Trifluorotoluene (Surr)	262839	288981	323063	353261	Ave		328054.583				16.0		20.0			
	330214	409970														

Note: The m1 coefficient is the same as Ave CF for an Ave curve type.

FORM VI
GASOLINE RANGE ORGANICS INITIAL CALIBRATION DATA
EXTERNAL STANDARD RETENTION TIME SUMMARY

Lab Name: TestAmerica North Canton Job No.: 240-1702-1 Analy Batch No.: 8380

SDG No.:

Instrument ID: AFID GC Column: RTX-VRX ID: 0.45(mm) Heated Purge: (Y/N) N

Calibration Start Date: 07/14/2011 10:16 Calibration End Date: 07/14/2011 12:55 Calibration ID: 2319

Calibration Files:

LEVEL:	LAB SAMPLE ID:	LAB FILE ID:
Level 1	STD1GAS 240-8380/3	AF071403.D
Level 2	STD2 240-8380/4	AF071404.D
Level 3	STD3 240-8380/5	AF071405.D
Level 4	STD4 240-8380/6	AF071406.D
Level 5	STD5 240-8380/7	AF071407.D
Level 6	STD6 240-8380/8	AF071408.D

ANALYTE	LVL 1	LVL 2	LVL 3	LVL 4	LVL 5	LVL 6	RT WINDOW	AVG RT
Total Petroleum Hydrocarbons (C6-C10)	10.947	10.947	10.947	10.947	10.947	10.947	5.062 - 16.832	10.947
C6-C12	12.285	12.285	12.285	12.285	12.285	12.285	5.162 - 19.408	12.285
Trifluorotoluene (Surr)	9.748	9.755	9.751	9.764	9.769	9.771	9.721 - 9.821	9.760

FORM VI
GASOLINE RANGE ORGANICS INITIAL CALIBRATION DATA
EXTERNAL STANDARD RESPONSE AND CONCENTRATION

Lab Name: TestAmerica North Canton Job No.: 240-1702-1 Analy Batch No.: 8380

SDG No.:

Instrument ID: AFID GC Column: RTX-VRX ID: 0.45(mm) Heated Purge: (Y/N) N

Calibration Start Date: 07/14/2011 10:16 Calibration End Date: 07/14/2011 12:55 Calibration ID: 2319

Calibration Files:

LEVEL:	LAB SAMPLE ID:	LAB FILE ID:
Level 1	STD1GAS 240-8380/3	AF071403.D
Level 2	STD2 240-8380/4	AF071404.D
Level 3	STD3 240-8380/5	AF071405.D
Level 4	STD4 240-8380/6	AF071406.D
Level 5	STD5 240-8380/7	AF071407.D
Level 6	STD6 240-8380/8	AF071408.D

ANALYTE	CURVE TYPE	RESPONSE					CONCENTRATION (UG/L)				
		LVL 1 LVL 6	LVL 2	LVL 3	LVL 4	LVL 5	LVL 1 LVL 6	LVL 2	LVL 3	LVL 4	LVL 5
Total Petroleum Hydrocarbons (C6-C10)	Ave	33337458 410743195	58858686	104553890	210283677	301604396	100 1600	200	400	800	1200
C6-C12	Ave	39712830 455840369	64992869	113864273	232003755	333834271	100 1600	200	400	800	1200
Trifluorotoluene (Surr)	Ave	2628388 4099701	2889807	3230631	3532613	3302135	10.0 10.0	10.0	10.0	10.0	10.0

Curve Type Legend:
Ave = Average

FORM VII
GASOLINE RANGE ORGANICS CONTINUING CALIBRATION DATA

Lab Name: TestAmerica North Canton Job No.: 240-1702-1

SDG No.:

Lab Sample ID: ICV 240-8380/9 Calibration Date: 07/14/2011 13:28

Instrument ID: AFID Calib Start Date: 07/14/2011 10:16

GC Column: RTX-VRX ID: 0.45(mm) Calib End Date: 07/14/2011 12:55

Lab File ID: AF071409.D Conc. Units: ug/L Heated Purge: (Y/N) N

ANALYTE	CURVE TYPE	AVE CF	CF	MIN CF	CALC AMOUNT	SPIKE AMOUNT	%D	MAX %D
Total Petroleum Hydrocarbons (C6-C10)	Ave	275043	290192		804	800	0.6	20.0
C6-C12	Ave	308359	315007		783	800	-2.1	20.0
Trifluorotoluene (Surr)	Ave	328055	366542		11.1	10.0	10.8	20.0

FORM VII

GASOLINE RANGE ORGANICS CONTINUING CALIBRATION RETENTION TIME SUMMARY

Lab Name: TestAmerica North Canton Job No.: 240-1702-1

SDG No.:

Lab Sample ID: ICV 240-8380/9 Calibration Date: 07/14/2011 13:28

Instrument ID: AFID Calib Start Date: 07/14/2011 10:16

GC Column: RTX-VRX ID: 0.45(mm) Calib End Date: 07/14/2011 12:55

Lab File ID: AF071409.D Heated Purge: (Y/N) N

Analyte	RT	RT WINDOW	
		TO	FROM
Total Petroleum Hydrocarbons (C6-C10)	10.95	5.06	16.83
C6-C12	12.29	5.16	19.41
Trifluorotoluene (Surr)	9.76	9.71	9.81

FORM VII
GASOLINE RANGE ORGANICS CONTINUING CALIBRATION DATA

Lab Name: TestAmerica North Canton Job No.: 240-1702-1

SDG No.:

Lab Sample ID: CCV 240-8380/22 Calibration Date: 07/15/2011 08:25

Instrument ID: AFID Calib Start Date: 07/14/2011 10:16

GC Column: RTX-VRX ID: 0.45(mm) Calib End Date: 07/14/2011 12:55

Lab File ID: AF071421.D Conc. Units: ug/L Heated Purge: (Y/N) N

ANALYTE	CURVE TYPE	AVE CF	CF	MIN CF	CALC AMOUNT	SPIKE AMOUNT	%D	MAX %D
Total Petroleum Hydrocarbons (C6-C10)	Ave	275043	359086		995	800	24.4*	15.0
C6-C12	Ave	308359	398632		991	800	23.8*	15.0
Trifluorotoluene (Surr)	Ave	328055	396307		12.0	10.0	19.8*	15.0

FORM VII

GASOLINE RANGE ORGANICS CONTINUING CALIBRATION RETENTION TIME SUMMARY

Lab Name: TestAmerica North Canton Job No.: 240-1702-1

SDG No.:

Lab Sample ID: CCV 240-8380/22 Calibration Date: 07/15/2011 08:25

Instrument ID: AFID Calib Start Date: 07/14/2011 10:16

GC Column: RTX-VRX ID: 0.45(mm) Calib End Date: 07/14/2011 12:55

Lab File ID: AF071421.D Heated Purge: (Y/N) N

Analyte	RT	RT WINDOW	
		TO	FROM
Total Petroleum Hydrocarbons (C6-C10)	10.95	5.06	16.83
C6-C12	12.29	5.16	19.41
Trifluorotoluene (Surr)	9.76	9.71	9.81

FORM IV
GASOLINE RANGE ORGANICS METHOD BLANK SUMMARY

Lab Name: TestAmerica North Canton Job No.: 240-1702-1

SDG No.:

Lab Sample ID: MB 240-8380/10

Matrix: Water Date Extracted: 07/14/2011 14:27

Lab File ID:(1) AF071410.D Lab File ID:(2)

Date Analyzed:(1) 07/14/2011 14:27 Date Analyzed:(2)

Instrument ID:(1) AFID Instrument ID:(2)

GC Column:(1) RTX-VRX ID: 0.45(mm) GC Column:(2) ID:

THIS METHOD BLANK APPLIES TO THE FOLLOWING SAMPLES:

CLIENT SAMPLE ID	LAB SAMPLE ID	DATE ANALYZED 1	DATE ANALYZED 2
	LCS 240-8380/11	07/14/2011 15:11	
	240-1679-A-2 MS	07/14/2011 16:15	
	240-1679-A-2 MSD	07/14/2011 16:47	
MSA-MW36S-070511	240-1702-1	07/14/2011 19:55	

FORM I
GASOLINE RANGE ORGANICS ANALYSIS DATA SHEET

Lab Name: TestAmerica North Canton | Job No.: 240-1702-1

SDG No.:

Client Sample ID: | Lab Sample ID: MB 240-8380/10

Matrix: Water | Lab File ID: AF071410.D

Analysis Method: 8015B | Date Collected:

Sample wt/vol: 5(mL) | Date Analyzed: 07/14/2011 14:27

Soil Aliquot Vol: | Dilution Factor: 1

Soil Extract Vol.: | GC Column: RTX-VRX ID: 0.45(mm)

% Moisture: | Level: (low/med) Low

Analysis Batch No.: 8380 | Units: ug/L

CAS NO.	COMPOUND NAME	RESULT	Q	RL	MDL
8006-61-9	Total Petroleum Hydrocarbons (C6-C10)	62.8	J	100	25

CAS NO.	SURROGATE	%REC	Q	LIMITS
98-08-8	Trifluorotoluene (Surr)	83		10-150

FORM III

GASOLINE RANGE ORGANICS LAB CONTROL SAMPLE RECOVERY

Lab Name: TestAmerica North Canton Job No.: 240-1702-1

SDG No.:

Matrix: Water Level: Low Lab File ID: AF071411.D

Lab ID: LCS 240-8380/11 Client ID:

COMPOUND	SPIKE ADDED (ug/L)	LCS CONCENTRATION (ug/L)	LCS % REC	QC LIMITS REC	#
Total Petroleum Hydrocarbons (C6-C10)	800	839	105	72-140	

Column to be used to flag recovery and RPD values

FORM III 8015B

FORM III
GASOLINE RANGE ORGANICS MATRIX SPIKE RECOVERY

Lab Name: TestAmerica North Canton Job No.: 240-1702-1

SDG No.:

Matrix: Water Level: Low Lab File ID: AF071413.D

Lab ID: 240-1679-A-2 MS Client ID:

COMPOUND	SPIKE ADDED (ug/L)	SAMPLE CONCENTRATION (ug/L)	MS CONCENTRATION (ug/L)	MS % REC	QC LIMITS REC	#
Total Petroleum Hydrocarbons (C6-C10)	800	44 J	856	101	63-143	

Column to be used to flag recovery and RPD values

FORM III 8015B

FORM III

GASOLINE RANGE ORGANICS MATRIX SPIKE DUPLICATE RECOVERY

Lab Name: TestAmerica North Canton Job No.: 240-1702-1

SDG No.:

Matrix: Water Level: Low Lab File ID: AF071414.D

Lab ID: 240-1679-A-2 MSD Client ID:

COMPOUND	SPIKE ADDED (ug/L)	MSD CONCENTRATION (ug/L)	MSD % REC	% RPD	QC LIMITS RPD	QC LIMITS REC	#
Total Petroleum Hydrocarbons (C6-C10)	800	840	100	2	20	63-143	

Column to be used to flag recovery and RPD values

FORM III 8015B

FORM II
GASOLINE RANGE ORGANICS SURROGATE RECOVERY

Lab Name: TestAmerica North Canton Job No.: 240-1702-1

SDG No.:

Matrix: Water Level: Low

GC Column (1): RTX-VRX ID: 0.45 (mm)

Client Sample ID	Lab Sample ID	TFT1	#
MSA-MW36S-070511	240-1702-1	81	
	MB 240-8380/10	83	
	LCS 240-8380/11	108	
	240-1679-A-2 MS	110	
	240-1679-A-2 MSD	110	

	QC LIMITS
TFT = Trifluorotoluene (Surr)	10-150

Column to be used to flag recovery values

FORM II 8015B

Method 8015B - DRO

Diesel Range Organics (DRO) (GC) by Method 8015B

DIESEL RANGE ORGANICS ANALYSIS RUN LOG

Lab Name: TestAmerica North Canton Job No.: 240-1702-1

SDG No.:

Instrument ID: A2HP5 Start Date: 06/30/2011 13:13

Analysis Batch Number: 6739 End Date: 06/30/2011 17:54

LAB SAMPLE ID	CLIENT SAMPLE ID	DATE ANALYZED	DILUTION FACTOR	LAB FILE ID	COLUMN ID
STD1 240-6739/4 IC		06/30/2011 13:13	1	P5063004.D	RTX-5 0.53(mm)
STD2 240-6739/5 IC		06/30/2011 13:41	1	P5063005.D	RTX-5 0.53(mm)
STD3 240-6739/6 IC		06/30/2011 14:09	1	P5063006.D	RTX-5 0.53(mm)
STD4 240-6739/7 IC		06/30/2011 14:37	1	P5063007.D	RTX-5 0.53(mm)
STD5 240-6739/8 IC		06/30/2011 15:05	1	P5063008.D	RTX-5 0.53(mm)
ICV 240-6739/9		06/30/2011 15:33	1	P5063009.D	RTX-5 0.53(mm)
STD1 240-6739/10 IC		06/30/2011 16:02	1		RTX-5 0.53(mm)
STD2 240-6739/11 IC		06/30/2011 16:30	1		RTX-5 0.53(mm)
STD3 240-6739/12 IC		06/30/2011 16:58	1		RTX-5 0.53(mm)
STD4 240-6739/13 IC		06/30/2011 17:26	1		RTX-5 0.53(mm)
STD5 240-6739/14 IC		06/30/2011 17:54	1		RTX-5 0.53(mm)

FORM VI
DIESEL RANGE ORGANICS INITIAL CALIBRATION DATA
EXTERNAL STANDARD CURVE EVALUTION

Lab Name: TestAmerica North Canton Job No.: 240-1702-1 Analy Batch No.: 6739

SDG No.:

Instrument ID: A2HP5 GC Column: RTX-5 ID: 0.53(mm) Heated Purge: (Y/N) N

Calibration Start Date: 06/30/2011 13:13 Calibration End Date: 06/30/2011 15:05 Calibration ID: 1969

Calibration Files:

LEVEL:	LAB SAMPLE ID:	LAB FILE ID:
Level 1	STD1 240-6739/4	P5063004.D
Level 2	STD2 240-6739/5	P5063005.D
Level 3	STD3 240-6739/6	P5063006.D
Level 4	STD4 240-6739/7	P5063007.D
Level 5	STD5 240-6739/8	P5063008.D

ANALYTE	CF				CURVE TYPE	COEFFICIENT			#	MIN CF	%RSD	#	MAX %RSD	R^2 OR COD	#	MIN R^2 OR COD
	LVL 1 LVL 5	LVL 2	LVL 3	LVL 4		B	M1	M2								
Diesel	189223 168292	178487	177026	166998	Ave		176005.364				5.1		20.0			
n-Nonane	246043 251728	247962	262423	249647	Ave		251560.754				2.6		20.0			

Note: The m1 coefficient is the same as Ave CF for an Ave curve type.

FORM VI
DIESEL RANGE ORGANICS INITIAL CALIBRATION DATA
EXTERNAL STANDARD RETENTION TIME SUMMARY

Lab Name: TestAmerica North Canton Job No.: 240-1702-1 Analy Batch No.: 6739

SDG No.:

Instrument ID: A2HP5 GC Column: RTX-5 ID: 0.53(mm) Heated Purge: (Y/N) N

Calibration Start Date: 06/30/2011 13:13 Calibration End Date: 06/30/2011 15:05 Calibration ID: 1969

Calibration Files:

LEVEL:	LAB SAMPLE ID:	LAB FILE ID:
Level 1	STD1 240-6739/4	P5063004.D
Level 2	STD2 240-6739/5	P5063005.D
Level 3	STD3 240-6739/6	P5063006.D
Level 4	STD4 240-6739/7	P5063007.D
Level 5	STD5 240-6739/8	P5063008.D

ANALYTE	LVL 1	LVL 2	LVL 3	LVL 4	LVL 5	RT WINDOW	AVG RT
Diesel	8.773	8.773	8.773	8.773	8.773	4.495 - 13.052	8.773
n-Nonane	3.126	3.123	3.124	3.125	3.130	3.056 - 3.196	3.126

FORM VI
DIESEL RANGE ORGANICS INITIAL CALIBRATION DATA
EXTERNAL STANDARD RESPONSE AND CONCENTRATION

Lab Name: TestAmerica North Canton Job No.: 240-1702-1 Analy Batch No.: 6739

SDG No.:

Instrument ID: A2HP5 GC Column: RTX-5 ID: 0.53(mm) Heated Purge: (Y/N) N

Calibration Start Date: 06/30/2011 13:13 Calibration End Date: 06/30/2011 15:05 Calibration ID: 1969

Calibration Files:

LEVEL:	LAB SAMPLE ID:	LAB FILE ID:
Level 1	STD1 240-6739/4	P5063004.D
Level 2	STD2 240-6739/5	P5063005.D
Level 3	STD3 240-6739/6	P5063006.D
Level 4	STD4 240-6739/7	P5063007.D
Level 5	STD5 240-6739/8	P5063008.D

ANALYTE	CURVE TYPE	RESPONSE					CONCENTRATION (NG/UL)				
		LVL 1	LVL 2	LVL 3	LVL 4	LVL 5	LVL 1	LVL 2	LVL 3	LVL 4	LVL 5
Diesel	Ave	18922328	35697363	88513148	166998346	336584169	100	200	500	1000	2000
n-Nonane	Ave	2460428	4959246	13121169	24964683	50345692	10.0	20.0	50.0	100	200

Curve Type Legend:
Ave = Average

FORM VII
DIESEL RANGE ORGANICS CONTINUING CALIBRATION DATA

Lab Name: TestAmerica North Canton Job No.: 240-1702-1

SDG No.:

Lab Sample ID: ICV 240-6739/9 Calibration Date: 06/30/2011 15:33

Instrument ID: A2HP5 Calib Start Date: 06/30/2011 13:13

GC Column: RTX-5 ID: 0.53(mm) Calib End Date: 06/30/2011 15:05

Lab File ID: P5063009.D Conc. Units: ng/uL

ANALYTE	CURVE TYPE	AVE CF	CF	MIN CF	CALC AMOUNT	SPIKE AMOUNT	%D	MAX %D
Diesel	Ave	176005	171920		488	500	-2.3	20.0

FORM VII

DIESEL RANGE ORGANICS CONTINUING CALIBRATION RETENTION TIME SUMMARY

Lab Name: TestAmerica North Canton Job No.: 240-1702-1

SDG No.:

Lab Sample ID: ICV 240-6739/9 Calibration Date: 06/30/2011 15:33

Instrument ID: A2HP5 Calib Start Date: 06/30/2011 13:13

GC Column: RTX-5 ID: 0.53(mm) Calib End Date: 06/30/2011 15:05

Lab File ID: P5063009.D

Analyte	RT	RT WINDOW	
		TO	FROM
Diesel	8.77	4.50	13.05

FORM VIII
DIESEL RANGE ORGANICS ANALYTICAL SEQUENCE

Lab Name: TestAmerica North Canton Job No.: 240-1702-1

SDG No.:

Sample No.: CCVRT 240-7842/12 Date Analyzed: 07/11/2011 12:43

Instrument ID: A2HP5 GC Column: RTX-5 ID: 0.53(mm)

Lab File ID (Standard): P5711012.D Heated Purge: (Y/N) N

Calibration ID: 1969

THE ANALYTICAL SEQUENCE OF BLANKS, SAMPLES, STANDARDS, MS/MSDs AND LCSs IS GIVEN BELOW:

				C9 RT #
CONTINUING CALIBRATION SURROGATE				3.15
UPPER LIMIT				3.25
LOWER LIMIT				3.05
LAB SAMPLE ID	CLIENT SAMPLE ID	DATE ANALYZED	LAB FILE ID	
CCVRT 240-7842/12		07/11/2011 12:43	P5711012.D	3.15
240-1702-1	MSA-MW36S-070511	07/11/2011 13:40	P5711014.D	3.15
MB 240-7500/3-A		07/11/2011 14:09	P5711015.D	3.15
LCS 240-7500/4-A		07/11/2011 14:37	P5711016.D	3.15
CCV 240-7842/17		07/11/2011 15:06	P5711017.D	3.15

C9 = n-Nonane

C9 RT Limit = ± 0.1 minutes of surrogate RT

Column used to flag values outside QC limits

FORM VIII 8015B

DIESEL RANGE ORGANICS ANALYSIS RUN LOG

Lab Name: TestAmerica North Canton Job No.: 240-1702-1

SDG No.:

Instrument ID: A2HP5 Start Date: 07/11/2011 12:43

Analysis Batch Number: 7842 End Date: 07/11/2011 15:06

LAB SAMPLE ID	CLIENT SAMPLE ID	DATE ANALYZED	DILUTION FACTOR	LAB FILE ID	COLUMN ID
CCVRT 240-7842/12		07/11/2011 12:43	1	P5711012.D	RTX-5 0.53(mm)
ZZZZZ		07/11/2011 13:12	1		RTX-5 0.53(mm)
240-1702-1	MSA-MW36S-070511	07/11/2011 13:40	1	P5711014.D	RTX-5 0.53(mm)
MB 240-7500/3-A		07/11/2011 14:09	1	P5711015.D	RTX-5 0.53(mm)
LCS 240-7500/4-A		07/11/2011 14:37	1	P5711016.D	RTX-5 0.53(mm)
CCV 240-7842/17		07/11/2011 15:06	1	P5711017.D	RTX-5 0.53(mm)

FORM VII
DIESEL RANGE ORGANICS CONTINUING CALIBRATION DATA

Lab Name: TestAmerica North Canton Job No.: 240-1702-1

SDG No.:

Lab Sample ID: CCVRT 240-7842/12 Calibration Date: 07/11/2011 12:43

Instrument ID: A2HP5 Calib Start Date: 06/30/2011 13:13

GC Column: RTX-5 ID: 0.53(mm) Calib End Date: 06/30/2011 15:05

Lab File ID: P5711012.D Conc. Units: ng/uL

ANALYTE	CURVE TYPE	AVE CF	CF	MIN CF	CALC AMOUNT	SPIKE AMOUNT	%D	MAX %D
Diesel	Ave	176005	176581		502	500	0.3	15.0
n-Nonane	Ave	251561	263607		52.4	50.0	4.8	15.0

FORM VII
DIESEL RANGE ORGANICS CONTINUING CALIBRATION RETENTION TIME SUMMARY

Lab Name: TestAmerica North Canton Job No.: 240-1702-1

SDG No.:

Lab Sample ID: CCVRT 240-7842/12 Calibration Date: 07/11/2011 12:43

Instrument ID: A2HP5 Calib Start Date: 06/30/2011 13:13

GC Column: RTX-5 ID: 0.53(mm) Calib End Date: 06/30/2011 15:05

Lab File ID: P5711012.D

Analyte	RT	RT WINDOW	
		TO	FROM
Diesel	8.78	4.51	13.04
n-Nonane	3.15	3.08	3.22

FORM VII
DIESEL RANGE ORGANICS CONTINUING CALIBRATION DATA

Lab Name: TestAmerica North Canton Job No.: 240-1702-1

SDG No.:

Lab Sample ID: CCV 240-7842/17 Calibration Date: 07/11/2011 15:06

Instrument ID: A2HP5 Calib Start Date: 06/30/2011 13:13

GC Column: RTX-5 ID: 0.53(mm) Calib End Date: 06/30/2011 15:05

Lab File ID: P5711017.D Conc. Units: ng/uL

ANALYTE	CURVE TYPE	AVE CF	CF	MIN CF	CALC AMOUNT	SPIKE AMOUNT	%D	MAX %D
Diesel	Ave	176005	175301		498	500	-0.4	15.0
n-Nonane	Ave	251561	257338		51.1	50.0	2.3	15.0

FORM VII

DIESEL RANGE ORGANICS CONTINUING CALIBRATION RETENTION TIME SUMMARY

Lab Name: TestAmerica North Canton Job No.: 240-1702-1

SDG No.:

Lab Sample ID: CCV 240-7842/17 Calibration Date: 07/11/2011 15:06

Instrument ID: A2HP5 Calib Start Date: 06/30/2011 13:13

GC Column: RTX-5 ID: 0.53(mm) Calib End Date: 06/30/2011 15:05

Lab File ID: P5711017.D

Analyte	RT	RT WINDOW	
		TO	FROM
Diesel	8.78	4.51	13.04
n-Nonane	3.15	3.08	3.22

FORM IV
DIESEL RANGE ORGANICS METHOD BLANK SUMMARY

Lab Name: TestAmerica North Canton Job No.: 240-1702-1

SDG No.:

Lab Sample ID: MB 240-7500/3-A

Matrix: Water Date Extracted: 07/07/2011 10:35

Lab File ID:(1) P5711015.D Lab File ID:(2)

Date Analyzed:(1) 07/11/2011 14:09 Date Analyzed:(2)

Instrument ID:(1) A2HP5 Instrument ID:(2)

GC Column:(1) RTX-5 ID: 0.53(mm) GC Column:(2) ID:

THIS METHOD BLANK APPLIES TO THE FOLLOWING SAMPLES:

CLIENT SAMPLE ID	LAB SAMPLE ID	DATE ANALYZED 1	DATE ANALYZED 2
MSA-MW36S-070511	240-1702-1	07/11/2011 13:40	
	LCS 240-7500/4-A	07/11/2011 14:37	

FORM I
DIESEL RANGE ORGANICS ANALYSIS DATA SHEET

Lab Name: TestAmerica North Canton
Job No.: 240-1702-1

SDG No.:

Client Sample ID:
Lab Sample ID: MB 240-7500/3-A

Matrix: Water
Lab File ID: P5711015.D

Analysis Method: 8015B
Date Collected:

Extraction Method: 3520C
Date Extracted: 07/07/2011 10:35

Sample wt/vol: 1000(mL)
Date Analyzed: 07/11/2011 14:09

Con. Extract Vol.: 5.00(mL)
Dilution Factor: 1

Injection Volume: 1(uL)
GC Column: RTX-5 ID: 0.53(mm)

% Moisture:
GPC Cleanup:(Y/N) N

Analysis Batch No.: 7842
Units: ug/L

CAS NO.	COMPOUND NAME	RESULT	Q	RL	MDL
STL00141	Total Petroleum Hydrocarbons (C10-C32)	398	J	500	240

CAS NO.	SURROGATE	%REC	Q	LIMITS
111-84-2	n-Nonane	49		10-110

FORM III

DIESEL RANGE ORGANICS LAB CONTROL SAMPLE RECOVERY

Lab Name: TestAmerica North Canton Job No.: 240-1702-1

SDG No.:

Matrix: Water Level: Low Lab File ID: P5711016.D

Lab ID: LCS 240-7500/4-A Client ID:

COMPOUND	SPIKE ADDED (ug/L)	LCS CONCENTRATION (ug/L)	LCS % REC	QC LIMITS REC	#
Diesel	2500	2140	86	36-124	

Column to be used to flag recovery and RPD values

FORM III 8015B

FORM II
DIESEL RANGE ORGANICS SURROGATE RECOVERY

Lab Name: TestAmerica North Canton Job No.: 240-1702-1

SDG No.:

Matrix: Water Level: Low

GC Column (1): RTX-5 ID: 0.53 (mm)

Client Sample ID	Lab Sample ID	C91	#
MSA-MW36S-070511	240-1702-1	49	
	MB 240-7500/3-A	49	
	LCS 240-7500/4-A	63	

	QC LIMITS
C9 = n-Nonane	10-110

Column to be used to flag recovery values

FORM II 8015B

METALS

Performance Report

Sample details
Sample name : ITUNE
Acquired at : 07/30/2011 08:18:20 AM
Report name : 6020 Daily Performance Rept Mod Li6 [04/06/2011 05:22:40 PM]

Mass Calibration verification

Acquisition parameters
Sweeps : 20
Dwell : 1.0 mSecs
Point spacing : 0.01 amu
Peak width measured at 10% of the peak maximum

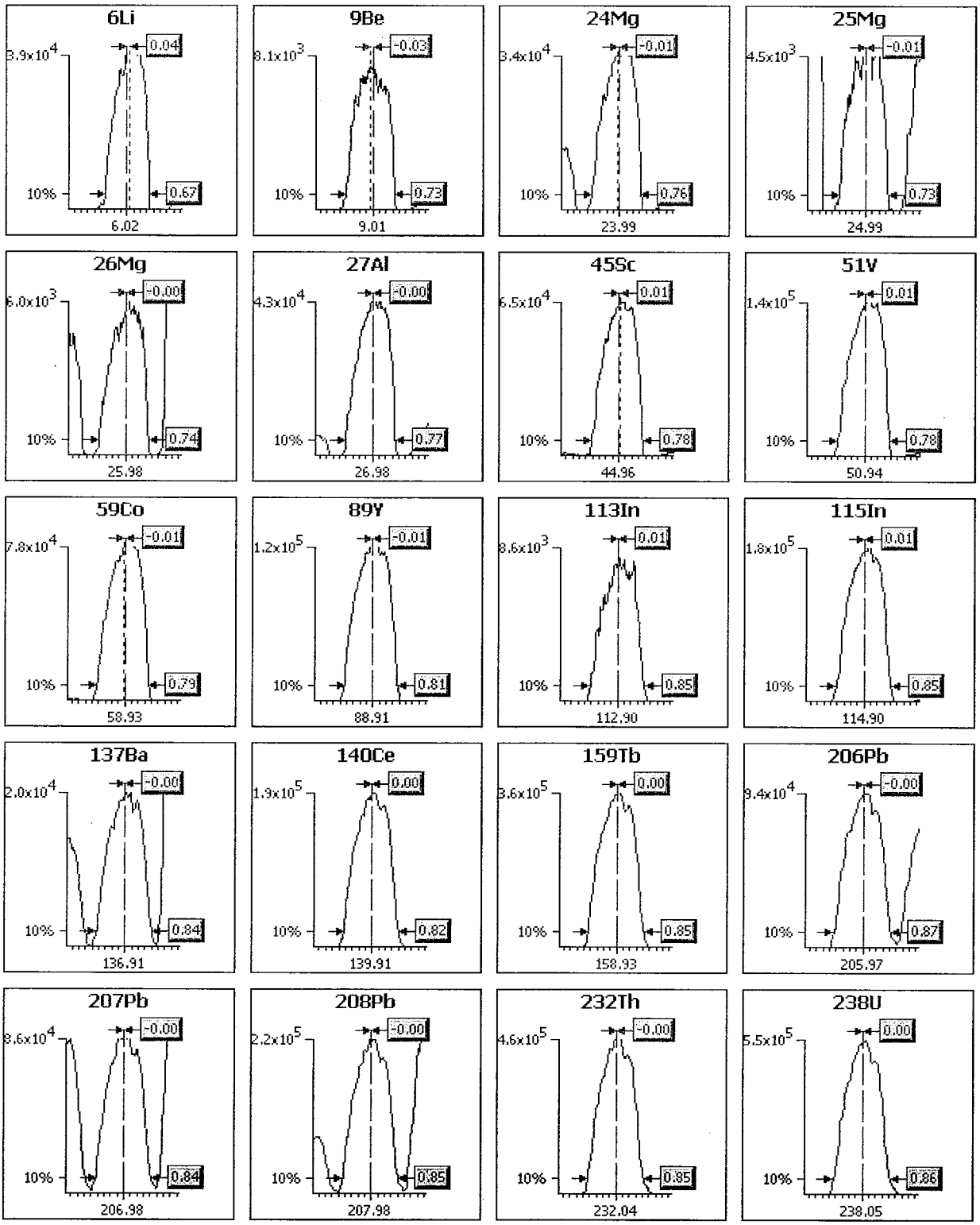

Analyte	Limits			Results	
	Max. width	Min. width	Max. error	Peak width	Peak error
6Li	0.90	0.65	0.10	0.67	0.04
9Be	0.90	0.65	0.10	0.73	-0.03
24Mg	0.90	0.65	0.10	0.76	-0.01
25Mg	0.90	0.65	0.10	0.73	-0.01
26Mg	0.90	0.65	0.10	0.74	-0.00
27Al	0.90	0.65	0.10	0.77	-0.00
45Sc	0.90	0.65	0.10	0.78	0.01
51V	0.90	0.65	0.10	0.78	0.01
59Co	0.90	0.65	0.10	0.79	-0.01
89Y	0.90	0.65	0.10	0.81	-0.01
113In	0.90	0.65	0.10	0.85	0.01
115In	0.90	0.65	0.10	0.85	0.01
137Ba	0.90	0.65	0.10	0.84	-0.00
140Ce	0.90	0.65	0.10	0.82	0.00
159Tb	0.90	0.65	0.10	0.85	0.00
206Pb	0.90	0.65	0.10	0.87	-0.00
207Pb	0.90	0.65	0.10	0.84	-0.00
208Pb	0.90	0.65	0.10	0.85	-0.00
232Th	0.90	0.65	0.10	0.85	-0.00
238U	0.90	0.65	0.10	0.86	0.00

Sample details
Sample name : ITUNE
Acquired at : 07/30/2011 08:18:20 AM
Report name : 6020 Daily Performance Rept Mod Li6 [04/06/2011 05:22:40 PM]

Tune conditions

Major	
Extraction	-110
Lens 1	3.8
Focus	19.8
D1	-40.0
Pole Bias	2.0
Hexapole Bias	-3.0
Nebuliser	0.83
Sampling Depth	130

Minor	
Lens 2	-22.0
Lens 3	-87.8
Forward power	1404
Horizontal	74
Vertical	525
D2	-160
DA	-80.0
Cool	13.0
Auxiliary	0.90

Global	
Standard resolution	95
High resolution	115
Analogue Detector	1880
PC Detector	1230

Add. Gases	
CCT1	0.00
CCT2	0.00

Sensitivity and stability results

Acquisition parameters
Sweeps : 50

Run	Time	6Li	8Bkg	9Be	24Mg	25Mg	26Mg	27Al	45Sc	51V
Dwell (mSecs)		0.0	0.0	0.0	0.0	0.0	0.0	0.0	0.0	0.0
Limits	%RSD	5.0%	-	5.0%	5.0%	5.0%	5.0%	5.0%	5.0%	5.0%
	Countrate	>100	-	>100	>100	>100	>100	>100	>100	>100
1	08:19:29 AM	36850.537	0.000	7683.245	34579.641	4851.294	5541.689	40297.115	66306.935	140643.58
2	08:20:05 AM	36388.682	0.000	7725.281	34854.689	4653.191	5653.758	41243.344	65156.663	140836.54
3	08:20:41 AM	36958.976	0.100	7813.356	34816.543	4723.227	5631.744	41022.347	64874.657	139065.58
4	08:21:16 AM	37300.366	0.100	7729.284	34686.046	4757.244	5465.643	40781.266	65102.275	140150.05
5	08:21:52 AM	36354.546	0.000	7777.325	34688.053	4885.312	5553.696	41299.599	65688.469	139695.13
x		36770.621	0.040	7745.698	34724.995	4774.054	5569.306	40928.734	65425.800	140078.18
σ		400.47	0.05	50.41	110.92	94.63	75.47	408.04	575.82	719.73
%RSD		1.089	136.931	0.651	0.319	1.982	1.355	0.997	0.880	0.514

Run	Time	59Co	89Y	113In	115In	137Ba	140Ce	156Ce O	159Tb	206Pb
Dwell (mSecs)		0.0	0.0	0.0	0.0	0.0	0.0	0.0	0.0	0.0
Limits	%RSD	5.0%	5.0%	5.0%	5.0%	5.0%	5.0%	-	5.0%	5.0%
	Countrate	>100	>100	>100	>30000	>100	>100	-	>100	>100
1	08:19:29 AM	80664.289	123789.11	7543.128	182789.37	19919.800	190854.59	2684.396	375398.01	97229.178
2	08:20:05 AM	79130.901	123912.77	7807.351	183026.06	19871.695	189905.01	2734.411	373296.06	95832.464
3	08:20:41 AM	80369.697	124117.54	7693.254	181850.82	19877.708	189010.66	2858.449	372285.87	96252.871
4	08:21:16 AM	80918.534	123069.43	7747.300	181536.64	19653.221	189169.92	2974.487	371425.74	95882.993
5	08:21:52 AM	80385.839	124066.85	7661.227	182622.05	19747.425	190237.86	2774.423	372952.37	95151.366
x		80293.852	123791.14	7690.452	182364.99	19813.970	189835.61	2805.233	373071.61	96069.774
σ		688.14	423.74	99.33	639.09	110.53	762.99	114.07	1483.49	760.33
%RSD		0.857	0.342	1.292	0.350	0.558	0.402	4.066	0.398	0.791

Run	Time	207Pb	208Pb	220Bkg	232Th	238U
Dwell (mSecs)		0.0	0.0	0.0	0.0	0.0
Limits	%RSD	5.0%	5.0%	-	5.0%	5.0%
	Countrate	>100	>100	-	>100	>100
1	08:19:29 AM	91067.861	215862.75	0.200	468197.84	539702.50
2	08:20:05 AM	90718.393	213718.98	0.000	465999.07	539613.44
3	08:20:41 AM	89136.864	212629.89	0.000	465269.07	536848.75
4	08:21:16 AM	89502.429	213270.64	0.100	464015.37	539299.61
5	08:21:52 AM	88593.592	214357.76	0.000	464863.07	536859.35
x		89803.828	213968.00	0.060	465668.88	538464.73
σ		1052.92	1232.97	0.09	1584.92	1477.95
%RSD		1.172	0.576	149.071	0.340	0.274

Ratio results

Run	Time	156Ce O/140Ce
Ratio limits		<0.0200
1	08:19:29 AM	0.014
2	08:20:05 AM	0.014
3	08:20:41 AM	0.015
4	08:21:16 AM	0.016
5	08:21:52 AM	0.015
x		0.0148
σ		0.00
%RSD		4.4156

Experiment Details

Description	PlasmaLab Template BlankExperiment
Template Filename	C:\Program Files\Thermo Elemental\PlasmaLab\templates\6020.tet
Created By User	user
Analyte Database	Default.tea
Creation Timestamp	08/29/2003 01:55:15 PM
Last Edited By	INORG-USER
Last Edit Timestamp	08/03/2011 05:04:02 PM
Instrument Detector	Simultaneous
Database Version	3.51
Acquisition Mode	Unknown

Numerical Results report key (text indicates meaning)

Blue text indicates that cell is a statistic.
Underlining indicates that a data warning flag is set.

Column headings	Result cells	Data warning flags
No flag	Internal Standard	I - Invalid calibration
Semi Quant	Excluded	T - Tripped
Standard Addition	QC Warning	F - Interference correction failed
Multi Element	QC Failure	M - Result over max
	Transient TRA only:	V - Valley integration failed
	Peak Not Found	D - Different method used
	Manually Edited	
	Merged Peak	

Setup

Survey Scan Setup

Sweeps	10
Dwell Time	600
Channels Per Mass	10
Acquisition Duration	13247

Main Run Setup

Main Run	Peak Jumping
Sweeps	50
Dwell Time	10000
Channels Per Mass	1
Acquisition Duration	59702
Channel Spacing	0.02

Survey Scan Regions

Start AMU	End AMU	Channels	Dwell ms	Resolution
4.59	11.41	68	600	Standard
22.59	27.41	48	600	Standard
28.59	29.41	8	600	Standard
30.59	31.41	8	600	Standard
32.59	33.41	8	600	Standard
38.59	39.41	8	600	Standard
42.59	79.41	368	600	Standard

80.59	245.50	1649	600	Standard

Peak Jump Regions

Analyte	Channels	Dwell ms	Resolution
6Li	1	5000	Standard
7Li	1	5000	Standard
9Be	1	20000	Standard
11B	1	10000	Standard
23Na	1	5000	Standard
24Mg	1	10000	Standard
25Mg	1	5000	Standard
26Mg	1	5000	Standard
27Al	1	10000	Standard
31P	1	10000	Standard
33S	1	10000	Standard
39K	1	5000	Standard
43Ca	1	10000	Standard
44Ca	1	5000	Standard
45Sc	1	5000	Standard
47Ti	1	10000	Standard
51V	1	10000	Standard
52Cr	1	10000	Standard
53Cl O	1	10000	Standard
54Fe	1	10000	Standard
55Mn	1	10000	Standard
56Fe	1	10000	Standard
59Co	1	10000	Standard
60Ni	1	10000	Standard
62Ni	1	10000	Standard
65Cu	1	10000	Standard
66Zn	1	10000	Standard
67Zn	1	10000	Standard
68Zn	1	10000	Standard
75As	1	50000	Standard
77Ar Cl	1	50000	Standard
78Se	1	100000	Standard
82Se	1	100000	Standard
83Kr	1	100000	Standard
89Y	1	5000	Standard
95Mo	1	10000	Standard
98Mo	1	10000	Standard
106Cd	1	10000	Standard
107Ag	1	10000	Standard
108Mo O	1	10000	Standard
109Ag	1	10000	Standard
111Cd	1	10000	Standard
114Cd	1	10000	Standard
115In	1	5000	Standard
118Sn	1	10000	Standard
121Sb	1	100000	Standard
123Sb	1	100000	Standard
135Ba	1	10000	Standard
137Ba	1	10000	Standard
159Tb	1	5000	Standard
182W	1	10000	Standard
184W	1	10000	Standard
203Tl	1	10000	Standard

205Tl	1	10000	Standard
206Pb	1	10000	Standard
207Pb	1	10000	Standard
208Pb	1	10000	Standard
209Bi	1	5000	Standard
220Bkg	1	10000	Standard
232Th	1	10000	Standard
238U	1	10000	Standard

Sample List

No	Label	Type	Weight	Rack	Row	Col	Height
1	STD0	Fully Quant Standard	1.000	0	1	2	155
2	STDLL2	Fully Quant Standard	1.000	1	5	12	155
3	STD1	Fully Quant Standard	1.000	0	1	3	155
4	STD2	Fully Quant Standard	1.000	0	1	4	155
5	STD3	Fully Quant Standard	1.000	0	1	5	155
6	ICV	QC Sample	1.000	0	1	6	155
7	ICB	QC Sample	1.000	0	1	2	155
8	ICSA	QC Sample	1.000	0	1	7	155
9	ICSAB	QC Sample	1.000	0	1	8	155
10	CCV	QC Sample	1.000	0	1	4	155
11	CCB	QC Sample	1.000	0	1	2	155
12	MB 200-21413/1-A	Unknown	1.000	1	1	1	155
13	LCS 200-21413/2-A	QC Sample	1.000	1	1	2	155
14	240-1591-H-1-B	Unknown	1.000	1	1	3	155
15	240-1591-H-1-B SD@5	Unknown	1.000	1	1	4	155
16	240-1591-H-2-B	Unknown	1.000	1	1	5	155
17	240-1702-G-1-A	Unknown	1.000	1	1	6	155
18	240-1702-G-1-A SD@5	Unknown	1.000	1	1	7	155
19	240-1702-H-1-A	Unknown	1.000	1	1	8	155
20	240-1702-H-1-A SD@5	Unknown	1.000	1	1	9	155
21	CCV	QC Sample	1.000	0	1	4	155
22	CCB	QC Sample	1.000	0	1	2	155

Fully Quant Calibration

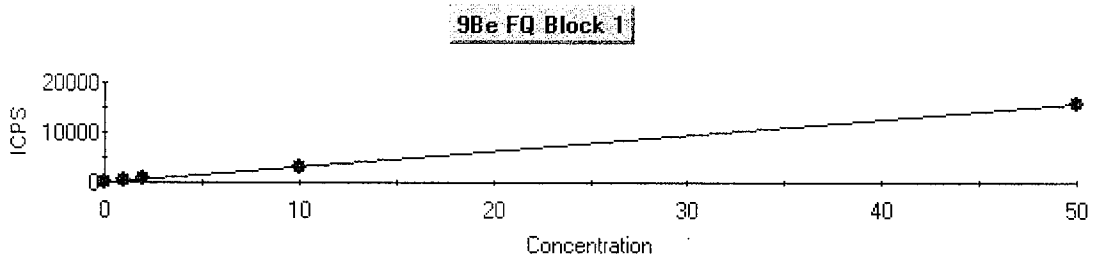

Intercept CPS=10.519979 Intercept Conc=0.033737
Sensitivity=311.822561 Correlation Coeff=0.999996

Label	Defined	Measured	Error	Mean CPS	% Error
STD0	0.000	-0.027	0.027	2.00	0.00
STDLL2	1.000	0.984	0.016	317.46	1.56
STD1	2.000	1.951	0.049	619.04	2.43
STD2	10.000	10.112	0.112	3163.52	1.12
STD3	50.000	49.980	0.020	15595.40	0.04

24Mg FQ Block 1

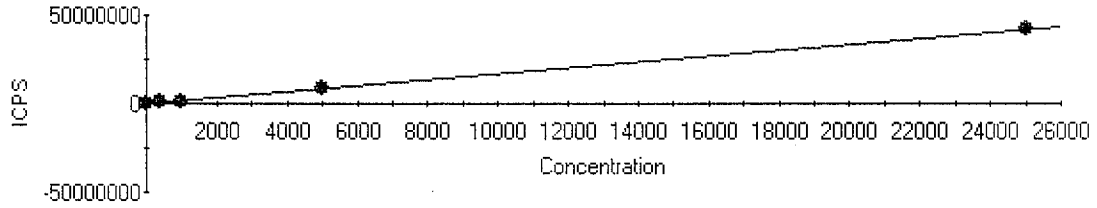

Intercept CPS=-5805.582944 Intercept Conc=-3.456462
Sensitivity=1679.631460 Correlation Coeff=0.999998

Label	Defined	Measured	Error	Mean CPS	% Error
STD0	0.000	9.081	9.081	9446.99	0.00
STDLL2	400.000	423.283	23.283	705153.82	5.82
STD1	1000.000	973.500	26.500	1629315.83	2.65
STD2	5000.000	4991.811	8.189	8378596.68	0.16
STD3	25000.000	25002.325	2.325	41988886.62	0.01

25Mg FQ Block 1

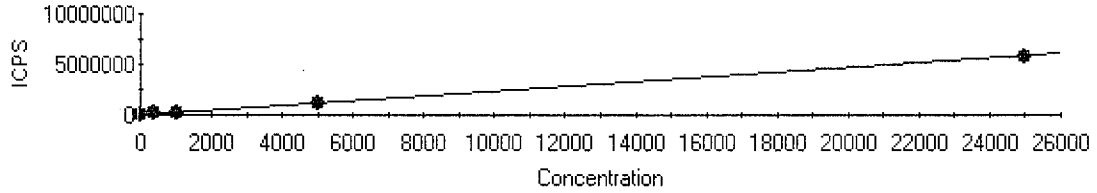

Intercept CPS=3078.734752 Intercept Conc=13.218378
Sensitivity=232.913198 Correlation Coeff=0.999999

Label	Defined	Measured	Error	Mean CPS	% Error
STD0	0.000	-7.345	7.345	1367.99	0.00
STDLL2	400.000	410.026	10.026	98579.27	2.51
STD1	1000.000	986.127	13.873	232760.64	1.39
STD2	5000.000	5013.497	13.497	1170788.35	0.27
STD3	25000.000	24997.695	2.305	5825371.84	0.01

26Mg FQ Block 1

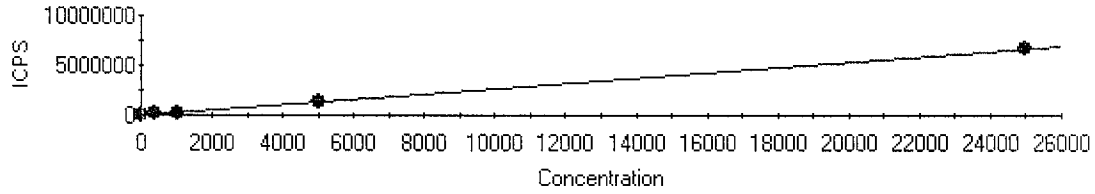

Intercept CPS=1998.262192 Intercept Conc=7.431957
Sensitivity=268.874298 Correlation Coeff=1.000000

Label	Defined	Measured	Error	Mean CPS	% Error
STD0	0.000	-1.882	1.882	1492.17	0.00
STDLL2	400.000	416.208	16.208	113905.94	4.05
STD1	1000.000	990.187	9.813	268234.02	0.98
STD2	5000.000	4994.193	5.807	1344808.33	0.12
STD3	25000.000	25001.295	1.295	6724203.82	0.01

27Al FQ Block 1

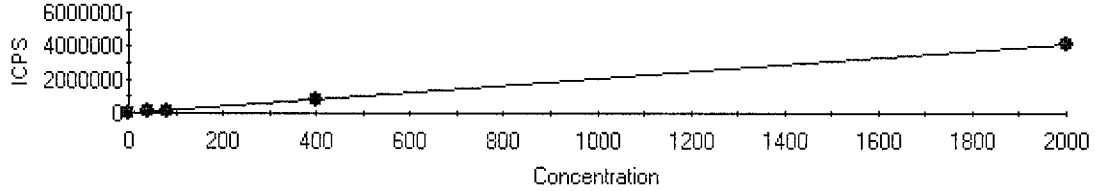

Intercept CPS=6705.636057 Intercept Conc=3.240169
Sensitivity=2069.532592 Correlation Coeff=0.999990

Label	Defined	Measured	Error	Mean CPS	% Error
STD0	0.000	0.389	0.389	7511.03	0.00
STDLL2	40.000	38.842	1.158	87091.13	2.89
STD1	80.000	75.831	4.169	163639.96	5.21
STD2	400.000	405.935	5.935	846800.74	1.48
STD3	2000.000	1999.003	0.997	4143707.45	0.05

51V FQ Block 1

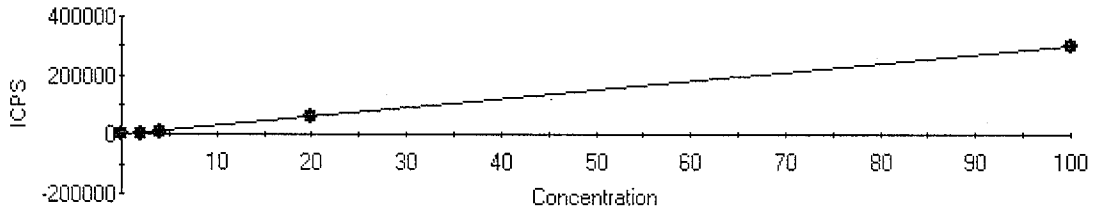

Intercept CPS=-998.912168 Intercept Conc=-0.330542
Sensitivity=3022.046063 Correlation Coeff=0.999985

Label	Defined	Measured	Error	Mean CPS	% Error
STD0	0.000	0.286	0.286	-133.86	0.00
STDLL2	2.000	2.098	0.098	5339.96	4.88
STD1	4.000	3.869	0.131	10693.73	3.27
STD2	20.000	19.680	0.320	58474.24	1.60
STD3	100.000	100.067	0.067	301409.17	0.07

52Cr FQ Block 1

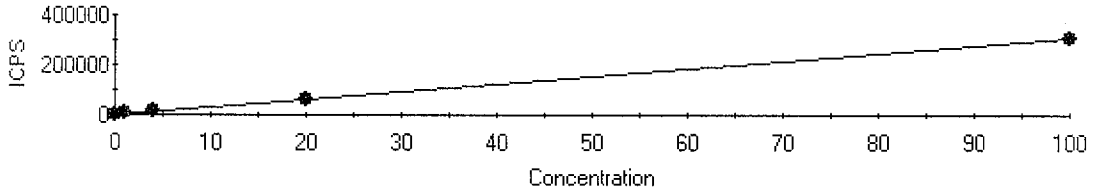

Intercept CPS=1229.729230 Intercept Conc=0.398074
Sensitivity=3089.195785 Correlation Coeff=0.999998

Label	Defined	Measured	Error	Mean CPS	% Error
STD0	0.000	0.075	0.075	1461.30	0.00
STDLL2	1.000	1.063	0.063	4513.28	6.29
STD1	4.000	3.843	0.157	13102.73	3.92
STD2	20.000	20.016	0.016	63064.20	0.08
STD3	100.000	100.002	0.002	310156.60	0.00

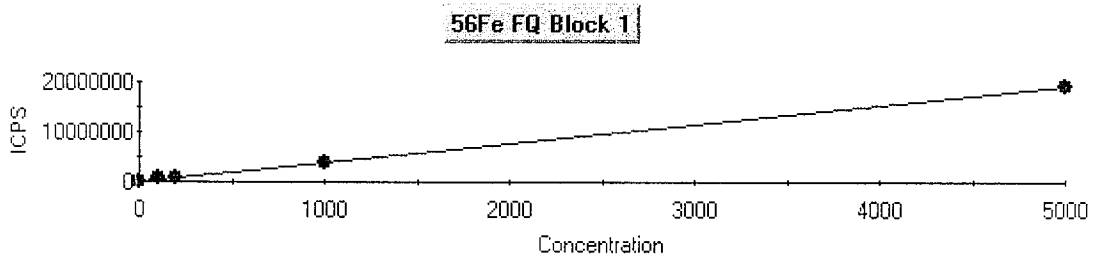

Intercept CPS=192258.987370 Intercept Conc=50.937792
Sensitivity=3774.387962 Correlation Coeff=0.999999

Label	Defined	Measured	Error	Mean CPS	% Error
STD0	0.000	-3.784	3.784	177977.94	0.00
STDLL2	100.000	102.940	2.940	580795.87	2.94
STD1	200.000	200.684	0.684	949717.34	0.34
STD2	1000.000	1000.307	0.307	3967806.18	0.03
STD3	5000.000	4999.852	0.148	19063641.76	0.00

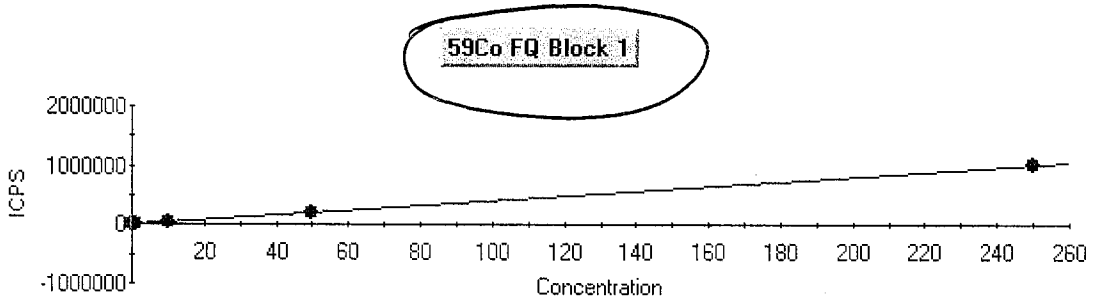

Intercept CPS=-767.448852 Intercept Conc=-0.188266
Sensitivity=4076.402000 Correlation Coeff=0.999998

Label	Defined	Measured	Error	Mean CPS	% Error
STD0	0.000	0.208	0.208	79.99	0.00
STDLL2	1.000	1.181	0.181	4045.20	18.06
STD1	10.000	9.758	0.242	39009.53	2.42
STD2	50.000	49.806	0.194	202261.19	0.39
STD3	250.000	250.048	0.048	1018527.88	0.02

60Ni FQ Block 1

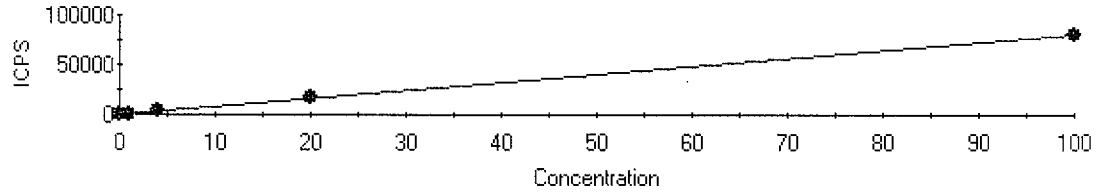

Intercept CPS=121.577129 Intercept Conc=0.150989
Sensitivity=805.206109 Correlation Coeff=0.999991

Label	Defined	Measured	Error	Mean CPS	% Error
STD0	0.000	-0.058	0.058	74.84	0.00
STDLL2	1.000	0.958	0.042	893.05	4.19
STD1	4.000	3.839	0.161	3212.66	4.03
STD2	20.000	20.318	0.318	16481.56	1.59
STD3	100.000	99.943	0.057	80596.54	0.06

62Ni FQ Block 1

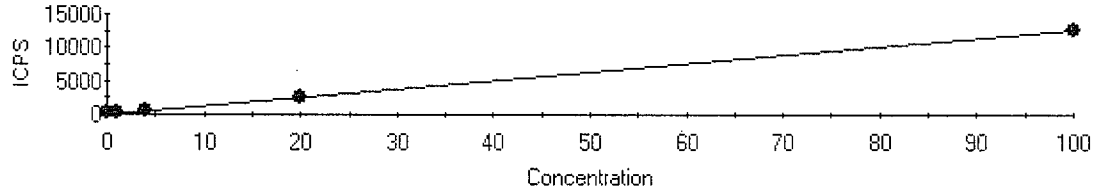

Intercept CPS=105.384311 Intercept Conc=0.843208
Sensitivity=124.980258 Correlation Coeff=0.999973

Label	Defined	Measured	Error	Mean CPS	% Error
STD0	0.000	0.426	0.426	158.65	0.00
STDLL2	1.000	1.115	0.115	244.72	11.49
STD1	4.000	3.617	0.383	557.44	9.57
STD2	20.000	19.785	0.215	2578.09	1.08
STD3	100.000	100.057	0.057	12610.56	0.06

65Cu FQ Block 1

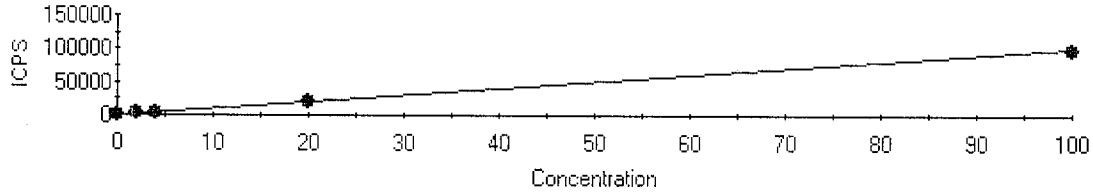

Intercept CPS=177.574962 Intercept Conc=0.178749
Sensitivity=993.432883 Correlation Coeff=0.999973

Label	Defined	Measured	Error	Mean CPS	% Error
STD0	0.000	-0.137	0.137	41.34	0.00
STDLL2	2.000	1.868	0.132	2033.49	6.59
STD1	4.000	3.817	0.183	3969.21	4.58
STD2	20.000	20.553	0.553	20595.46	2.76
STD3	100.000	99.899	0.101	99420.92	0.10

66Zn FQ Block 1

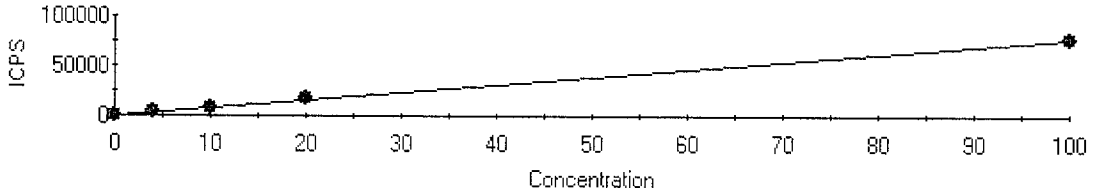

Intercept CPS=937.809985 Intercept Conc=1.237838
Sensitivity=757.619369 Correlation Coeff=0.999976

Label	Defined	Measured	Error	Mean CPS	% Error
STD0	0.000	-0.324	0.324	692.72	0.00
STDLL2	10.000	10.111	0.111	8597.99	1.11
STD1	4.000	3.872	0.128	3871.13	3.21
STD2	20.000	20.434	0.434	16418.67	2.17
STD3	100.000	99.907	0.093	76629.54	0.09

67Zn FQ Block 1

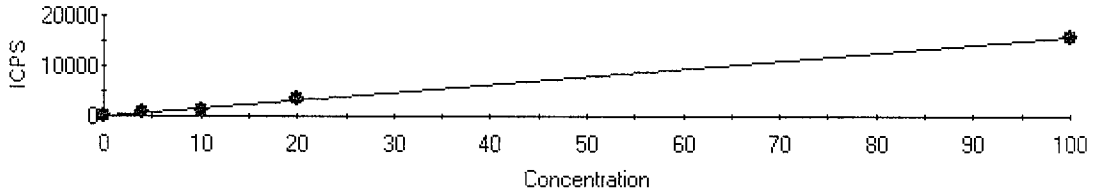

Intercept CPS=24.784810 Intercept Conc=0.155551
Sensitivity=159.335210 Correlation Coeff=0.999551

Label	Defined	Measured	Error	Mean CPS	% Error
STD0	0.000	0.627	0.627	124.69	0.00
STDLL2	10.000	7.873	2.127	1279.23	21.27
STD1	4.000	4.471	0.471	737.22	11.78
STD2	20.000	21.044	1.044	3377.76	5.22
STD3	100.000	99.985	0.015	15955.94	0.01

68Zn FQ Block 1

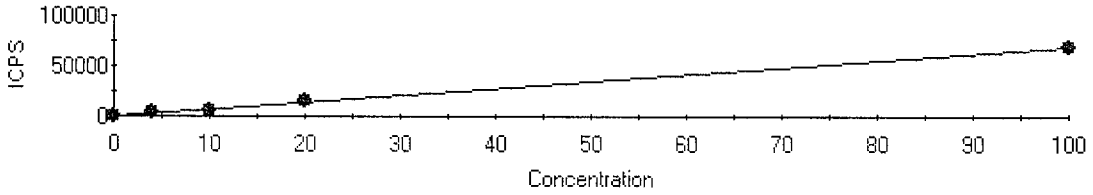

Intercept CPS=301.696037 Intercept Conc=0.438321
Sensitivity=688.299930 Correlation Coeff=0.999750

Label	Defined	Measured	Error	Mean CPS	% Error
STD0	0.000	0.305	0.305	511.31	0.00
STDLL2	10.000	8.444	1.556	6113.84	15.56
STD1	4.000	4.399	0.399	3329.75	9.98
STD2	20.000	20.890	0.890	14680.57	4.45
STD3	100.000	99.962	0.038	69105.21	0.04

75As FQ Block 1

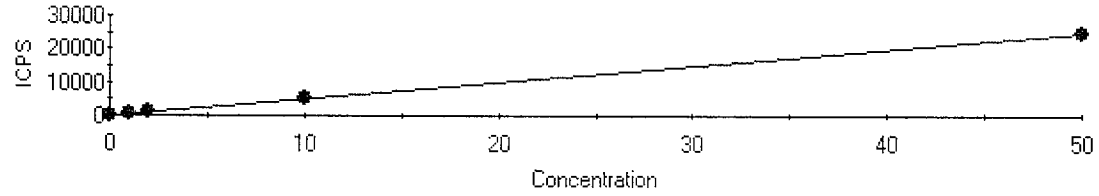

Intercept CPS=280.568045 Intercept Conc=0.574675
Sensitivity=488.220216 Correlation Coeff=0.999992

Label	Defined	Measured	Error	Mean CPS	% Error
STD0	0.000	0.002	0.002	281.61	0.00
STDLL2	1.000	1.096	0.096	815.77	9.62
STD1	2.000	1.863	0.137	1190.26	6.84
STD2	10.000	10.044	0.044	5184.01	0.44
STD3	50.000	49.995	0.005	24689.06	0.01

78Se FQ Block 1

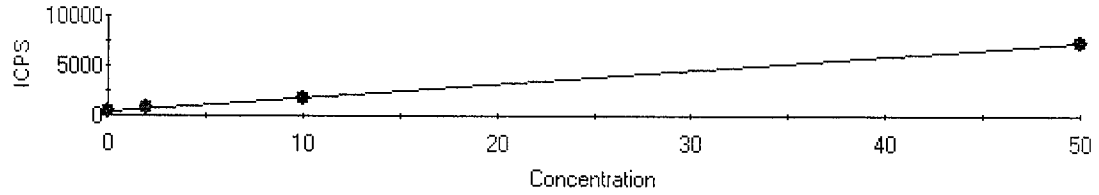

Intercept CPS=437.076687 Intercept Conc=3.145865
Sensitivity=138.936890 Correlation Coeff=0.999997

Label	Defined	Measured	Error	Mean CPS	% Error
STD0	0.000	0.078	0.078	447.90	0.00
STDLL2	2.000	1.991	0.009	713.72	0.44
STD1	2.000	1.926	0.074	704.61	3.72
STD2	10.000	10.002	0.002	1826.79	0.02
STD3	50.000	50.003	0.003	7384.31	0.01

82Se FQ Block 1

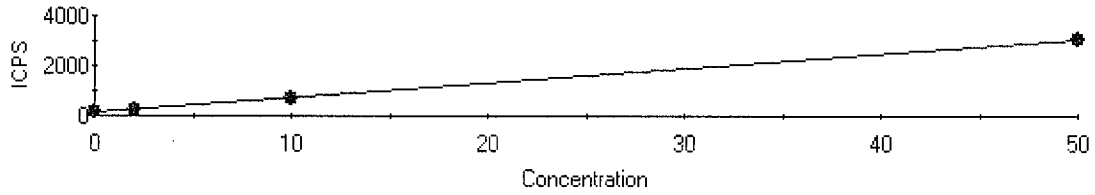

Intercept CPS=117.628569 Intercept Conc=1.983446
Sensitivity=59.305151 Correlation Coeff=0.999974

Label	Defined	Measured	Error	Mean CPS	% Error
STD0	0.000	0.039	0.039	119.95	0.00
STDLL2	2.000	1.967	0.033	234.29	1.64
STD1	2.000	1.805	0.195	224.68	9.74
STD2	10.000	10.224	0.224	723.98	2.24
STD3	50.000	49.964	0.036	3080.77	0.07

95Mo FQ Block 1

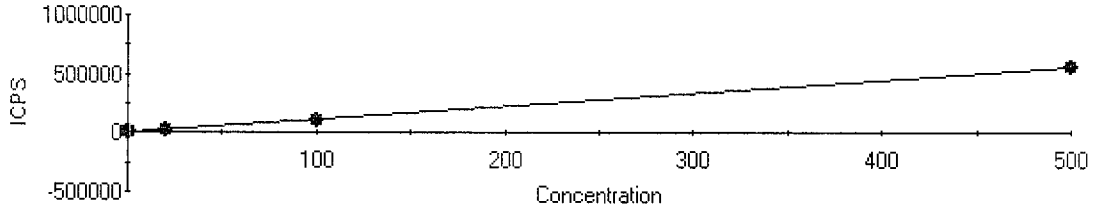

Intercept CPS=-1303.759851 Intercept Conc=-1.154524
Sensitivity=1129.261749 Correlation Coeff=0.999974

Label	Defined	Measured	Error	Mean CPS	% Error
STD0	0.000	1.376	1.376	250.62	0.00
STDLL2	1.000	2.195	1.195	1175.03	119.51
STD1	20.000	19.250	0.750	20434.82	3.75
STD2	100.000	97.688	2.312	109011.89	2.31
STD3	500.000	500.490	0.490	563880.39	0.10

98Mo FQ Block 1

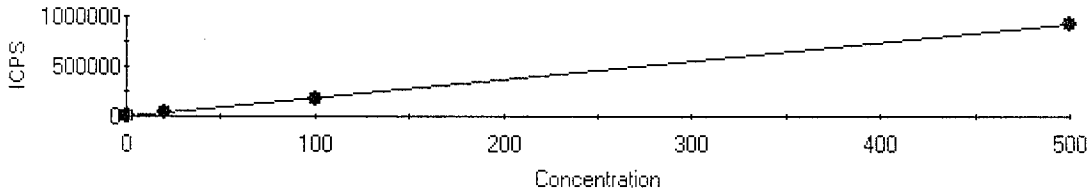

Intercept CPS=417.135057 Intercept Conc=0.227344
Sensitivity=1834.820802 Correlation Coeff=0.999972

Label	Defined	Measured	Error	Mean CPS	% Error
STD0	0.000	0.001	0.001	418.66	0.00
STDLL2	1.000	0.883	0.117	2036.41	11.75
STD1	20.000	18.353	1.647	34092.37	8.23
STD2	100.000	97.761	2.239	179790.24	2.24
STD3	500.000	507.504	7.504	931596.86	1.50

107Ag FQ Block 1

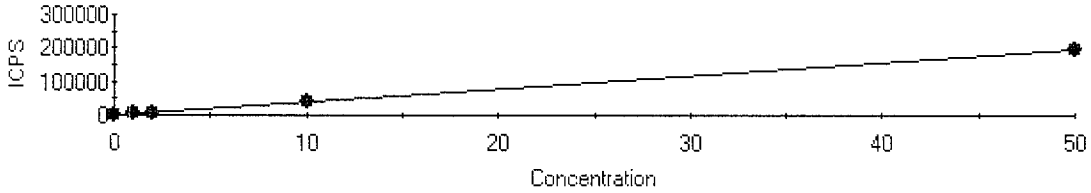

Intercept CPS=266.361344 Intercept Conc=0.067178
Sensitivity=3965.022653 Correlation Coeff=0.999997

Label	Defined	Measured	Error	Mean CPS	% Error
STD0	0.000	0.003	0.003	277.29	0.00
STDLL2	1.000	0.984	0.016	4168.85	1.58
STD1	2.000	1.948	0.052	7988.43	2.62
STD2	10.000	10.079	0.079	40229.11	0.79
STD3	50.000	49.987	0.013	198464.56	0.03

109Ag FQ Block 1

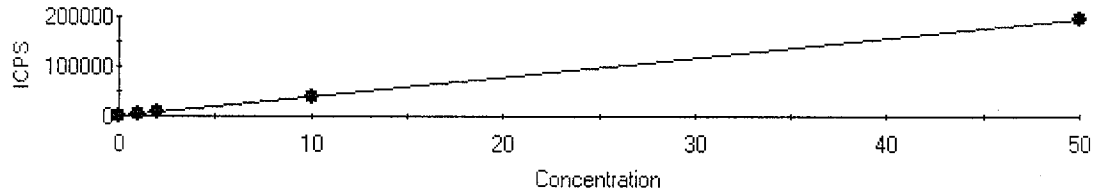

Intercept CPS=350.920785 Intercept Conc=0.089986
Sensitivity=3899.722163 Correlation Coeff=0.999990

Label	Defined	Measured	Error	Mean CPS	% Error
STD0	0.000	-0.012	0.012	304.71	0.00
STDLL2	1.000	0.949	0.051	4051.29	5.11
STD1	2.000	1.925	0.075	7858.67	3.74
STD2	10.000	10.167	0.167	40000.14	1.67
STD3	50.000	49.971	0.029	195222.28	0.06

111Cd FQ Block 1

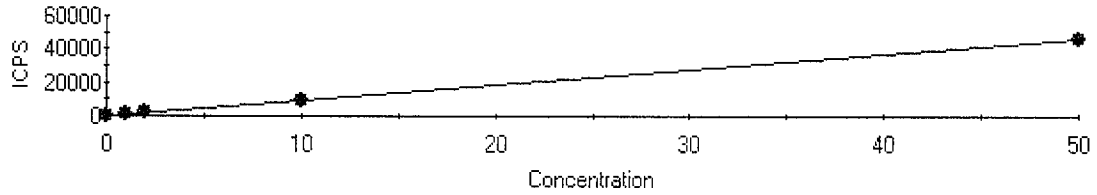

Intercept CPS=318.256025 Intercept Conc=0.345217
Sensitivity=921.900449 Correlation Coeff=0.999972

Label	Defined	Measured	Error	Mean CPS	% Error
STD0	0.000	-0.034	0.034	287.01	0.00
STDLL2	1.000	0.970	0.030	1212.12	3.04
STD1	2.000	1.842	0.158	2016.82	7.88
STD2	10.000	10.269	0.269	9784.96	2.69
STD3	50.000	49.953	0.047	46370.11	0.09

114Cd FQ Block 1

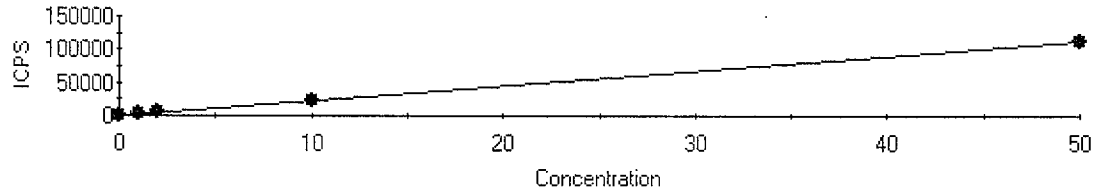

Intercept CPS=471.111226 Intercept Conc=0.210062
Sensitivity=2242.722211 Correlation Coeff=0.999991

Label	Defined	Measured	Error	Mean CPS	% Error
STD0	0.000	0.001	0.001	473.05	0.00
STDLL2	1.000	0.965	0.035	2634.62	3.53
STD1	2.000	1.909	0.091	4752.90	4.54
STD2	10.000	10.151	0.151	23237.33	1.51
STD3	50.000	49.974	0.026	112549.15	0.05

121Sb FQ Block 1

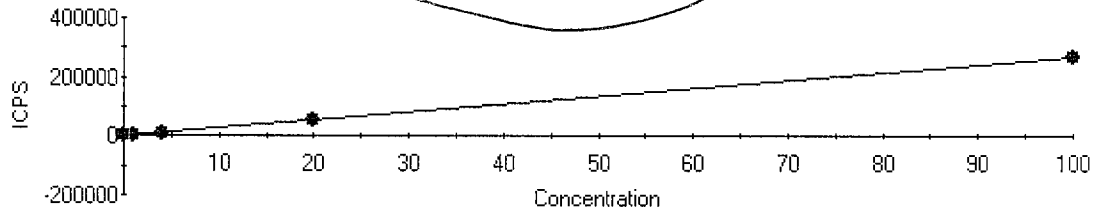

Intercept CPS=-291.970290 Intercept Conc=-0.107459
Sensitivity=2717.051381 Correlation Coeff=0.999991

Label	Defined	Measured	Error	Mean CPS	% Error
STD0	0.000	0.159	0.159	138.80	0.00
STDLL2	1.000	1.161	0.161	2861.47	16.06
STD1	4.000	3.867	0.133	10215.21	3.32
STD2	20.000	19.763	0.237	53403.80	1.19
STD3	100.000	100.051	0.051	271552.30	0.05

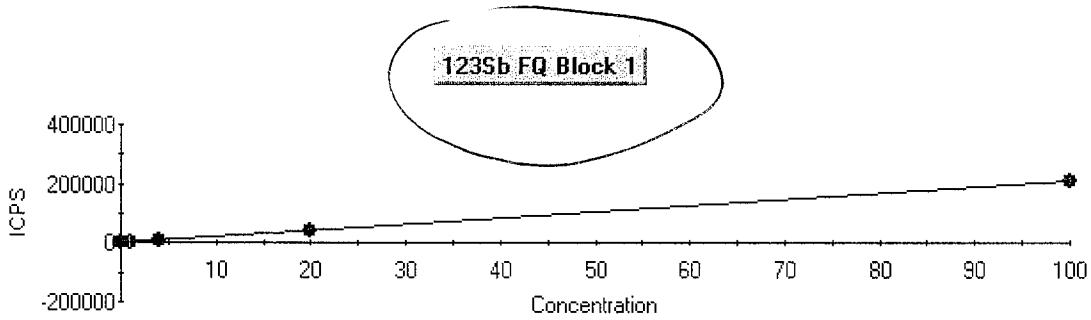

Intercept CPS=-184.011215 Intercept Conc=-0.087098
Sensitivity=2112.696237 Correlation Coeff=0.999993

Label	Defined	Measured	Error	Mean CPS	% Error
STD0	0.000	0.139	0.139	110.27	0.00
STDLL2	1.000	1.143	0.143	2231.53	14.33
STD1	4.000	3.862	0.138	7975.86	3.44
STD2	20.000	19.814	0.186	41676.40	0.93
STD3	100.000	100.041	0.041	211172.92	0.04

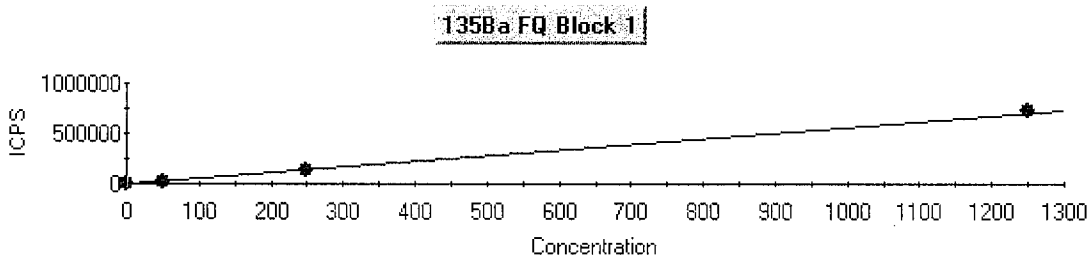

Intercept CPS=91.660252 Intercept Conc=0.161762
Sensitivity=566.637425 Correlation Coeff=0.999976

Label	Defined	Measured	Error	Mean CPS	% Error
STD0	0.000	0.003	0.003	93.32	0.00
STDLL2	1.000	0.900	0.100	601.57	10.01
STD1	50.000	47.380	2.620	26938.77	5.24
STD2	250.000	248.596	1.404	140955.65	0.56
STD3	1250.000	1287.573	37.573	729678.56	3.01

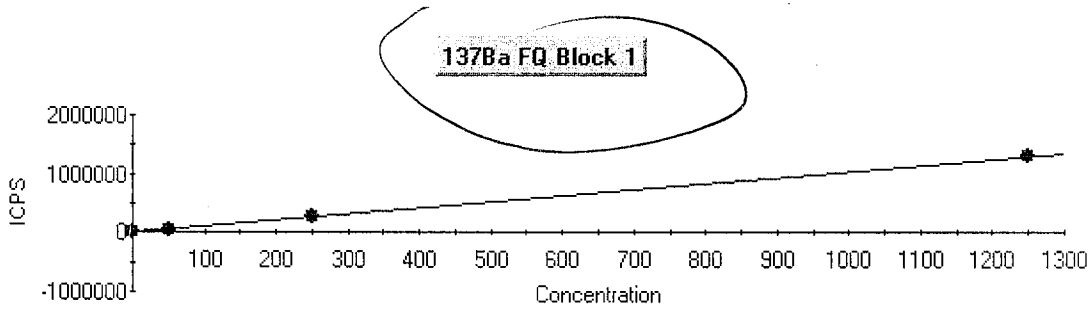

Intercept CPS=-2506.065432 Intercept Conc=-2.390219
Sensitivity=1048.466719 Correlation Coeff=0.999987

Label	Defined	Measured	Error	Mean CPS	% Error
STD0	0.000	2.551	2.551	168.70	0.00
STDLL2	1.000	3.371	2.371	1028.49	237.12
STD1	50.000	47.995	2.005	47815.32	4.01
STD2	250.000	246.255	3.745	255684.37	1.50
STD3	1250.000	1250.827	0.827	1308944.67	0.07

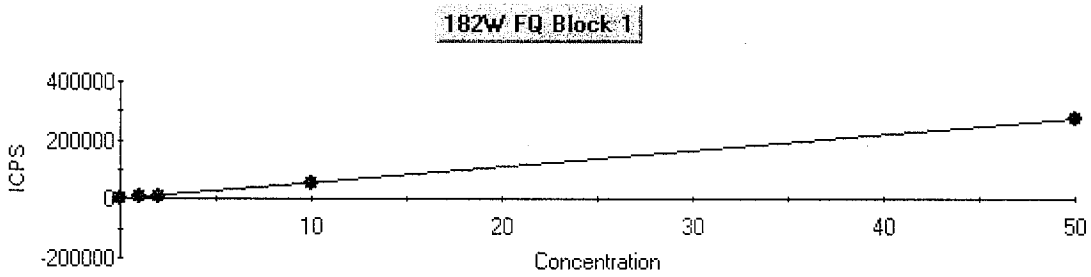

Intercept CPS=-67.319214 Intercept Conc=-0.012109
Sensitivity=5559.250155 Correlation Coeff=0.999982

Label	Defined	Measured	Error	Mean CPS	% Error
STD0	0.000	0.142	0.142	720.80	0.00
STDLL2	1.000	1.060	0.060	5828.02	6.05
STD1	2.000	1.951	0.049	10779.91	2.44
STD2	10.000	9.807	0.193	54453.86	1.93
STD3	50.000	50.039	0.039	278113.58	0.08

184W FQ Block 1

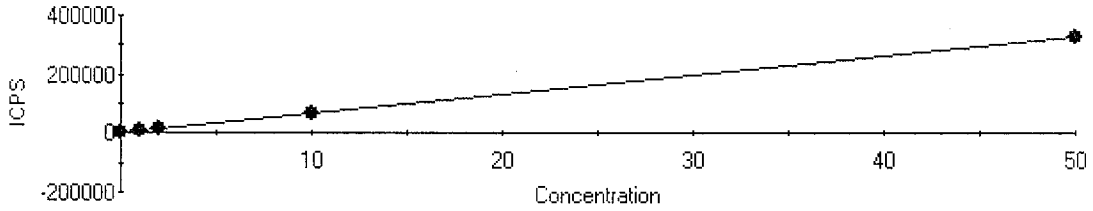

Intercept CPS=-108.384751 Intercept Conc=-0.016481
Sensitivity=6576.391324 Correlation Coeff=0.999981

Label	Defined	Measured	Error	Mean CPS	% Error
STD0	0.000	0.150	0.150	876.37	0.00
STDLL2	1.000	1.047	0.047	6774.87	4.67
STD1	2.000	1.965	0.035	12811.34	1.77
STD2	10.000	9.798	0.202	64328.34	2.02
STD3	50.000	50.041	0.041	328979.80	0.08

203Tl FQ Block 1

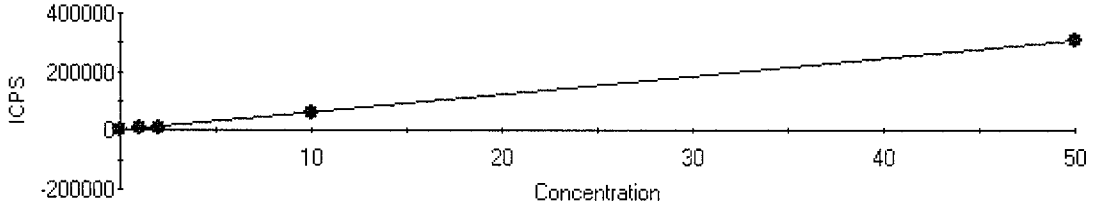

Intercept CPS=-795.548403 Intercept Conc=-0.129192
Sensitivity=6157.870233 Correlation Coeff=0.999968

Label	Defined	Measured	Error	Mean CPS	% Error
STD0	0.000	0.157	0.157	174.04	0.00
STDLL2	1.000	1.085	0.085	5884.09	8.47
STD1	2.000	1.984	0.016	11422.69	0.79
STD2	10.000	9.718	0.282	59049.00	2.82
STD3	50.000	50.055	0.055	307438.26	0.11

205Tl FQ Block 1

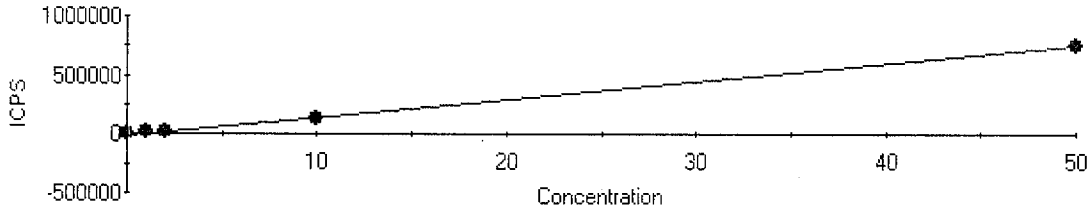

Intercept CPS=-2991.886348 Intercept Conc=-0.195755
Sensitivity=15283.796536 Correlation Coeff=0.999936

Label	Defined	Measured	Error	Mean CPS	% Error
STD0	0.000	0.221	0.221	391.44	0.00
STDLL2	1.000	1.120	0.120	14126.87	12.01
STD1	2.000	1.982	0.018	27295.35	0.92
STD2	10.000	9.598	0.402	143705.52	4.02
STD3	50.000	50.079	0.079	762400.57	0.16

208Pb FQ Block 1

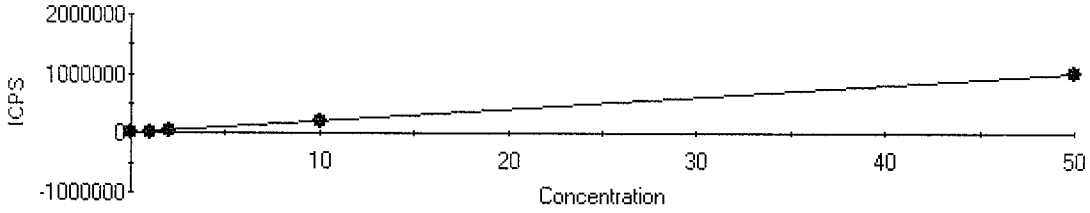

Intercept CPS=-2995.416368 Intercept Conc=-0.148225
Sensitivity=20208.551152 Correlation Coeff=0.999973

Label	Defined	Measured	Error	Mean CPS	% Error
STD0	0.000	0.159	0.159	216.69	0.00
STDLL2	1.000	1.067	0.067	18576.39	6.75
STD1	2.000	1.977	0.023	36953.72	1.16
STD2	10.000	9.746	0.254	193966.53	2.54
STD3	50.000	50.050	0.050	1008448.31	0.10

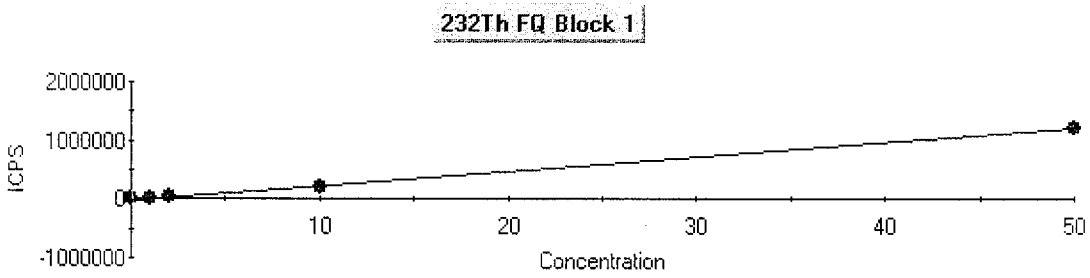

Intercept CPS=-8321.826998 Intercept Conc=-0.341310
Sensitivity=24382.038706 Correlation Coeff=0.999862

Label	Defined	Measured	Error	Mean CPS	% Error
STD0	0.000	0.347	0.347	132.71	0.00
STDLL2	1.000	1.157	0.157	19882.54	15.68
STD1	2.000	1.965	0.035	39600.55	1.73
STD2	10.000	9.416	0.584	221258.08	5.84
STD3	50.000	50.115	0.115	1213585.43	0.23

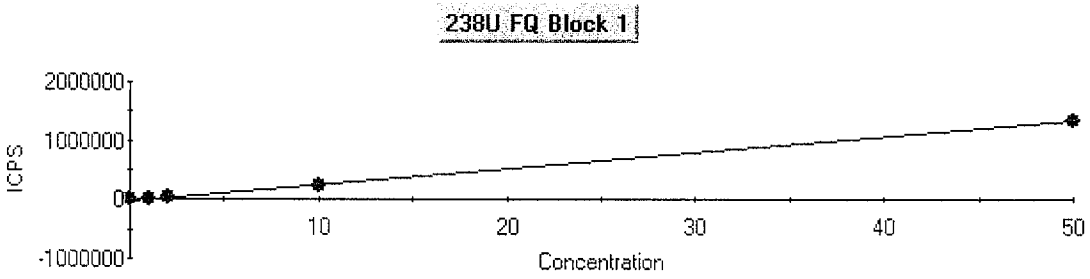

Intercept CPS=-7606.306447 Intercept Conc=-0.281636
Sensitivity=27007.539919 Correlation Coeff=0.999889

Label	Defined	Measured	Error	Mean CPS	% Error
STD0	0.000	0.285	0.285	95.30	0.00
STDLL2	1.000	1.159	0.159	23692.37	15.89
STD1	2.000	1.985	0.015	46016.58	0.73
STD2	10.000	9.466	0.534	248056.08	5.34
STD3	50.000	50.104	0.104	1345583.16	0.21

Semi Quant Calibration

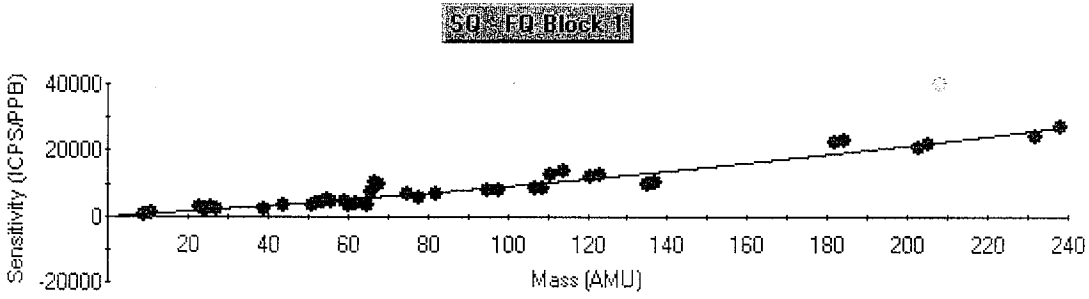

Coeff 0=-93.599685 Coeff 1=77.780679 Coeff 2=0.151314

Symbol	Mass	RSF	Available	Excluded	Sensitivity Measured	Corrected	Calculated	%Error
9Be	9.01	0.7500	1	1	311.82	415.76	619.66	49.0
11B	11.01	0.5800	1	1	450.34	958.34	781.05	-18.5
23Na	22.99	1.0000	1	1	2568.05	2568.05	1774.53	-30.9
24Mg	23.99	0.9800	1	1	1679.63	2180.55	1859.02	-14.7
25Mg	24.99	0.9800	1	1	232.91	2350.81	1944.28	-17.3
26Mg	25.98	0.9800	1	1	268.87	2430.13	2029.49	-16.5
27Al	26.98	0.9800	1	1	2069.53	2111.77	2115.20	0.2
39K	38.96	1.0000	1	1	1820.76	1956.12	3166.74	61.9
44Ca	43.96	0.9900	1	1	74.54	3534.93	3617.64	2.3
51V	50.94	0.9900	1	1	3022.05	3059.92	4261.56	39.3
52Cr	51.94	0.9800	1	1	3089.20	3763.42	4354.58	15.7
54Fe	53.94	0.9600	1	1	239.45	4227.65	4542.10	7.4
55Mn	54.94	0.9500	1	1	4797.80	5050.32	4636.21	-8.2
56Fe	55.93	0.9600	1	1	3774.39	4295.95	4730.47	10.1
59Co	58.93	0.9300	1	1	4076.40	4383.23	5015.79	14.4
60Ni	59.93	0.9100	1	1	805.21	3382.42	5111.33	51.1
62Ni	61.93	0.9100	1	1	124.98	3752.48	5303.53	41.3
65Cu	64.93	0.9000	1	1	993.43	3571.06	5594.41	56.7
66Zn	65.93	0.3750	1	1	757.62	7264.72	5691.82	-21.7
67Zn	66.93	0.3750	1	1	159.34	10338.05	5789.81	-44.0
68Zn	67.92	0.3750	1	1	688.30	9889.37	5887.77	-40.5
75As	74.92	0.0700	1	1	488.22	6974.57	6583.21	-5.6
78Se	77.92	0.1000	1	1	138.94	5884.66	6885.50	17.0
82Se	81.92	0.1000	1	1	59.31	6708.73	7293.30	8.7
95Mo	94.91	0.9800	1	1	1129.26	7796.40	8651.14	11.0
98Mo	97.91	0.9800	1	1	1834.82	7801.11	8971.96	15.0
107Ag	106.91	0.9300	1	1	3965.02	8302.76	9950.87	19.9
109Ag	108.90	0.9300	1	1	3899.72	8619.22	10171.70	18.0
111Cd	110.90	0.5660	1	1	921.90	12665.63	10393.72	-17.9
114Cd	113.90	0.5660	1	1	2242.72	13753.58	10729.02	-22.0
121Sb	120.90	0.3900	1	1	2717.05	12169.08	11522.24	-5.3
123Sb	122.90	0.3900	1	1	2112.70	12671.74	11751.63	-7.3
135Ba	134.91	0.9100	1	1	566.64	9448.84	13153.29	39.2
137Ba	136.91	0.9100	1	1	1048.47	10178.10	13391.13	31.6
182W	181.95	0.9400	1	1	5559.25	22478.51	19067.72	-15.2
184W	183.95	0.9400	1	1	6576.39	22833.42	19334.37	-15.3
203Tl	202.97	1.0000	1	1	6157.87	20874.14	21927.51	5.0
205Tl	204.97	1.0000	1	1	15283.80	21679.14	22206.48	2.4
208Pb	207.98	0.9700	0	1	20208.55	39773.88	22627.93	-43.1
232Th	232.04	1.0000	1	1	24382.04	24382.04	26101.45	7.1
238U	238.05	1.0000	1	1	27007.54	27203.40	26996.82	-0.8

12-IN
PREPARATION LOG
METALS

Lab Name: TestAmerica Burlington Job No.: 240-1702-1

SDG No.:

Prep Method: 3010A

Lab Sample ID	Preparation Date	Prep Batch	Initial Weight	Initial Volume (mL)	Final Volume (mL)
MB 200-21413/1-A	07/13/2011 09:13	21413		100	100
LCS 200-21413/2-A	07/13/2011 09:13	21413		100	100
240-1702-1	07/13/2011 09:13	21413		100	100
240-1702-1	07/13/2011 09:13	21413		100	100

Performance Report

Sample details
Sample name : ITUNE
Acquired at : 08/04/2011 10:17:38 AM
Report name : 6020 Daily Performance Rept Mod Li6 [04/06/2011 05:22:40 PM]

Mass Calibration verification

Acquisition parameters
Sweeps : 20
Dwell : 1.0 mSecs
Point spacing : 0.01 amu
Peak width measured at 10% of the peak maximum

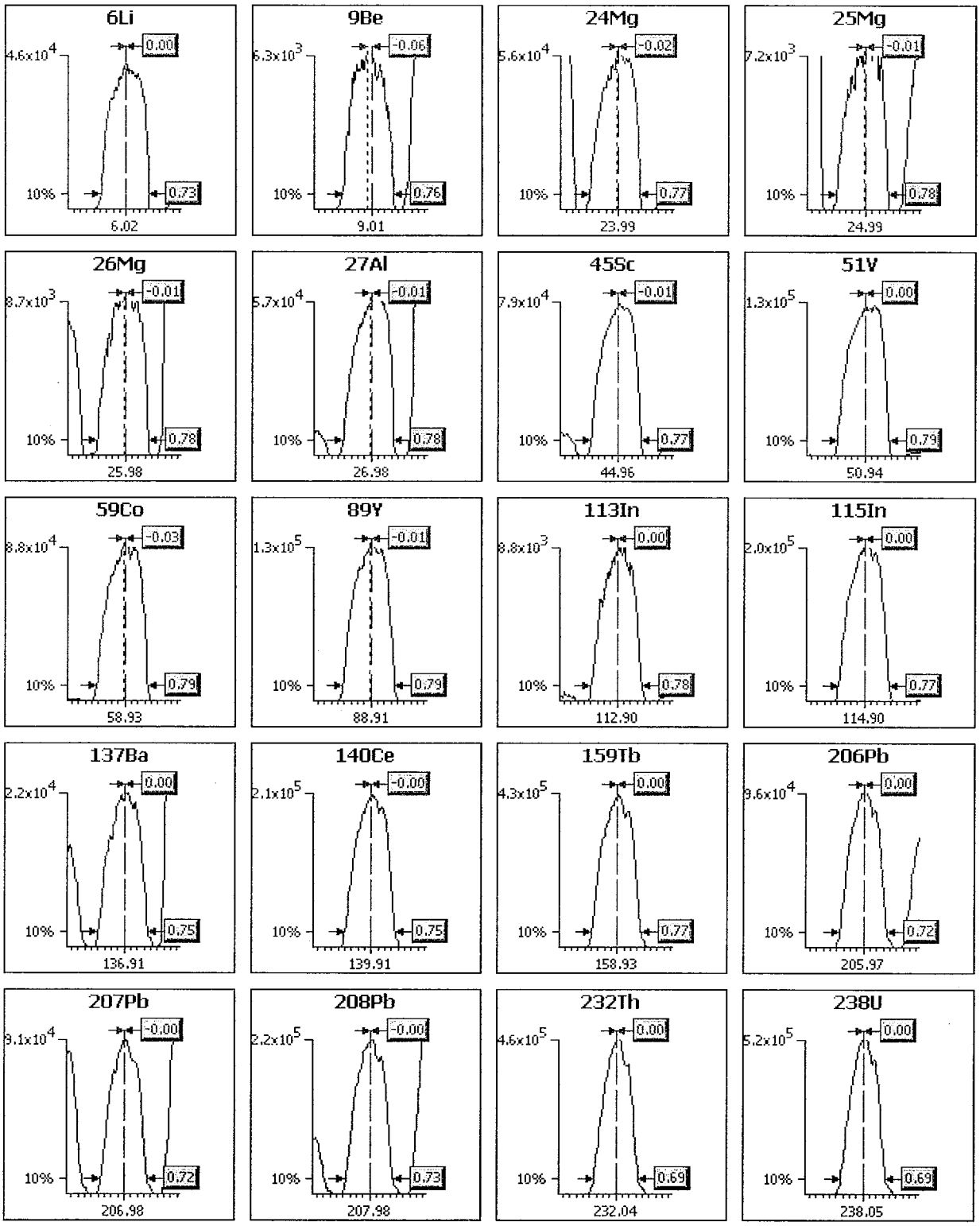

Analyte	Limits			Results	
	Max. width	Min. width	Max. error	Peak width	Peak error
6Li	0.90	0.65	0.10	0.73	0.00
9Be	0.90	0.65	0.10	0.76	-0.06
24Mg	0.90	0.65	0.10	0.77	-0.02
25Mg	0.90	0.65	0.10	0.78	-0.01
26Mg	0.90	0.65	0.10	0.78	-0.01
27Al	0.90	0.65	0.10	0.78	-0.01
45Sc	0.90	0.65	0.10	0.77	-0.01
51V	0.90	0.65	0.10	0.79	0.00
59Co	0.90	0.65	0.10	0.79	-0.03
89Y	0.90	0.65	0.10	0.79	-0.01
113In	0.90	0.65	0.10	0.78	0.00
115In	0.90	0.65	0.10	0.77	0.00
137Ba	0.90	0.65	0.10	0.75	0.00
140Ce	0.90	0.65	0.10	0.75	-0.00
159Tb	0.90	0.65	0.10	0.77	0.00
206Pb	0.90	0.65	0.10	0.72	0.00
207Pb	0.90	0.65	0.10	0.72	-0.00
208Pb	0.90	0.65	0.10	0.73	-0.00
232Th	0.90	0.65	0.10	0.69	0.00
238U	0.90	0.65	0.10	0.69	0.00

Sample details
Sample name : ITUNE
Acquired at : 08/04/2011 10:17:38 AM
Report name : 6020 Daily Performance Rept Mod Li6 [04/06/2011 05:22:40 PM]

Tune conditions

Major	
Extraction	-106
Lens 1	2.9
Focus	19.0
D1	-40.8
Pole Bias	2.0
Hexapole Bias	-3.0
Nebuliser	0.81
Sampling Depth	130

Minor	
Lens 2	-30.6
Lens 3	-102.7
Forward power	1404
Horizontal	67
Vertical	538
D2	-160
DA	-80.0
Cool	13.0
Auxiliary	0.90

Global	
Standard resolution	78
High resolution	115
Analogue Detector	1863
PC Detector	1250

Add. Gases	
CCT1	0.00
CCT2	0.00

Sensitivity and stability results

Acquisition parameters
Sweeps : 50

Run	Time	6Li	8Bkg	9Be	24Mg	25Mg	26Mg	27Al	45Sc	51V
Dwell (mSecs)		0.0	0.0	0.0	0.0	0.0	0.0	0.0	0.0	0.0
Limits	%RSD	5.0%	-	5.0%	5.0%	5.0%	5.0%	5.0%	5.0%	5.0%
	Countrate	>100	-	>100	>100	>100	>100	>100	>100	>100
1	10:18:45 AM	36244.106	0.200	6708.474	62030.911	8455.931	10045.547	58584.159	78830.306	128209.75
2	10:19:21 AM	36362.578	0.000	6488.315	62997.524	8437.914	9829.311	58064.844	78279.578	129692.56
3	10:19:57 AM	36097.525	0.100	6792.537	60804.669	8047.560	9845.328	59041.101	78297.734	129065.73
4	10:20:33 AM	36707.962	0.200	6592.389	60341.599	8187.685	9811.292	58509.682	78505.514	130325.51
5	10:21:09 AM	35918.819	0.100	6528.343	59691.327	7929.457	9541.004	58344.626	77876.135	130301.17
x		36266.198	0.120	6622.012	61173.206	8211.709	9814.496	58508.883	78357.854	129518.94
σ		297.51	0.08	126.57	1331.09	233.45	179.84	358.15	348.86	896.10
%RSD		0.820	69.722	1.911	2.176	2.843	1.832	0.612	0.445	0.692

Run	Time	59Co	89Y	113In	115In	137Ba	140Ce	156Ce O	159Tb	206Pb
Dwell (mSecs)		0.0	0.0	0.0	0.0	0.0	0.0	0.0	0.0	0.0
Limits	%RSD	5.0%	5.0%	5.0%	5.0%	5.0%	5.0%	-	5.0%	5.0%
	Countrate	>100	>100	>100	>30000	>100	>100	-	>100	>100
1	10:18:45 AM	89750.861	140239.41	8998.451	204473.95	22211.100	209379.74	3880.828	416415.57	98743.367
2	10:19:21 AM	89163.120	137311.22	8976.430	204050.60	21872.280	206419.18	3660.737	417277.79	99291.287
3	10:19:57 AM	89532.726	139035.12	8858.314	204938.24	22233.154	206754.68	3750.774	413360.79	99677.478
4	10:20:33 AM	89611.496	138795.50	8640.104	204880.97	21828.174	207589.38	3516.680	413034.45	99121.448
5	10:21:09 AM	88708.706	138675.70	8904.359	204150.81	22010.613	205703.22	3346.616	412283.48	98468.409
x		89353.382	138811.39	8875.531	204498.91	22031.064	207169.24	3631.127	414474.41	99060.398
σ		420.89	1043.85	143.04	406.74	187.12	1409.48	207.12	2221.53	471.38
%RSD		0.471	0.752	1.612	0.199	0.849	0.680	5.704	0.536	0.476

Run	Time	207Pb	208Pb	220Bkg	232Th	238U
Dwell (mSecs)		0.0	0.0	0.0	0.0	0.0
Limits	%RSD	5.0%	5.0%	-	5.0%	5.0%
	Countrate	>100	>100	-	>100	>100
1	10:18:45 AM	91742.595	220024.76	0.200	452840.47	523219.56
2	10:19:21 AM	92968.959	218490.42	0.100	452537.95	519386.89
3	10:19:57 AM	90997.159	218510.90	0.000	453042.15	526079.75
4	10:20:33 AM	91364.819	218723.93	0.200	450342.87	521119.97
5	10:21:09 AM	91686.028	218873.47	0.200	446558.90	514957.25
x		91751.912	218924.70	0.140	451064.47	520952.68
σ		742.48	635.00	0.09	2741.23	4178.83
%RSD		0.809	0.290	63.888	0.608	0.802

Ratio results

Run	Time	156Ce O/140Ce
Ratio limits		<0.0200
1	10:18:45 AM	0.019
2	10:19:21 AM	0.018
3	10:19:57 AM	0.018
4	10:20:33 AM	0.017
5	10:21:09 AM	0.016
x		0.0175
σ		0.00
%RSD		5.2317

Result : The performance report passed.

Experiment Details

Description	PlasmaLab Template BlankExperiment
Template Filename	C:\Program Files\Thermo Elemental\PlasmaLab\TEMPLATES\6020.tet
Created By User	user
Analyte Database	Default.tea
Creation Timestamp	08/29/2003 01:55:15 PM
Last Edited By	INORG-USER
Last Edit Timestamp	08/04/2011 08:46:27 PM
Instrument Detector	Simultaneous
Database Version	3.51
Acquisition Mode	Unknown

Numerical Results report key (text indicates meaning)

Blue text indicates that cell is a statistic.
Underlining indicates that a data warning flag is set.

Column headings
- No flag
- Semi Quant
- Standard Addition
- Multi Element

Result cells
- Internal Standard
- Excluded
- QC Warning
- QC Failure

Transient TRA only:
- Peak Not Found
- Manually Edited
- Merged Peak

Data warning flags
I - Invalid calibration
T - Tripped
F - Interference correction failed
M - Result over max
V - Valley integration failed
D - Different method used

Page 805 of 987

Setup

Survey Scan Setup

Sweeps	10
Dwell Time	600
Channels Per Mass	10
Acquisition Duration	13247

Main Run Setup

Main Run	Peak Jumping
Sweeps	50
Dwell Time	10000
Channels Per Mass	1
Acquisition Duration	59702
Channel Spacing	0.02

Survey Scan Regions

Start AMU	End AMU	Channels	Dwell ms	Resolution
4.59	11.41	68	600	Standard
22.59	27.41	48	600	Standard
28.59	29.41	8	600	Standard
30.59	31.41	8	600	Standard
32.59	33.41	8	600	Standard
38.59	39.41	8	600	Standard
42.59	79.41	368	600	Standard

80.59 245.50 1649 600 Standard

Peak Jump Regions

Analyte	Channels	Dwell ms	Resolution
6Li	1	5000	Standard
7Li	1	5000	Standard
9Be	1	20000	Standard
11B	1	10000	Standard
23Na	1	5000	Standard
24Mg	1	10000	Standard
25Mg	1	5000	Standard
26Mg	1	5000	Standard
27Al	1	10000	Standard
31P	1	10000	Standard
33S	1	10000	Standard
39K	1	5000	Standard
43Ca	1	10000	Standard
44Ca	1	5000	Standard
45Sc	1	5000	Standard
47Ti	1	10000	Standard
51V	1	10000	Standard
52Cr	1	10000	Standard
53Cl O	1	10000	Standard
54Fe	1	10000	Standard
55Mn	1	10000	Standard
56Fe	1	10000	Standard
59Co	1	10000	Standard
60Ni	1	10000	Standard
62Ni	1	10000	Standard
65Cu	1	10000	Standard
66Zn	1	10000	Standard
67Zn	1	10000	Standard
68Zn	1	10000	Standard
75As	1	50000	Standard
77Ar Cl	1	50000	Standard
78Se	1	100000	Standard
82Se	1	100000	Standard
83Kr	1	100000	Standard
89Y	1	5000	Standard
95Mo	1	10000	Standard
98Mo	1	10000	Standard
106Cd	1	10000	Standard
107Ag	1	10000	Standard
108Mo O	1	10000	Standard
109Ag	1	10000	Standard
111Cd	1	10000	Standard
114Cd	1	10000	Standard
115In	1	5000	Standard
118Sn	1	10000	Standard
121Sb	1	100000	Standard
123Sb	1	100000	Standard
135Ba	1	10000	Standard
137Ba	1	10000	Standard
159Tb	1	5000	Standard
182W	1	10000	Standard
184W	1	10000	Standard
203Tl	1	10000	Standard

205Tl	1	10000	Standard
206Pb	1	10000	Standard
207Pb	1	10000	Standard
208Pb	1	10000	Standard
209Bi	1	5000	Standard
220Bkg	1	10000	Standard
232Th	1	10000	Standard
238U	1	10000	Standard

Sample List

No	Label	Type	Weight	Rack	Row	Col	Height
1	STD0	Fully Quant Standard	1.000	0	1	2	155
2	STDLL2	Fully Quant Standard	1.000	1	1	1	155
3	STD1	Fully Quant Standard	1.000	0	1	3	155
4	STD2	Fully Quant Standard	1.000	0	1	4	155
5	STD3	Fully Quant Standard	1.000	0	1	5	155
6	ICV	QC Sample	1.000	0	1	6	155
7	ICB	QC Sample	1.000	0	1	2	155
8	ICSA	QC Sample	1.000	0	1	7	155
9	ICSAB	QC Sample	1.000	0	1	8	155
10	CCV	QC Sample	1.000	0	1	4	155
11	CCB	QC Sample	1.000	0	1	2	155
12	MB 200-21413/1-A	QC Sample	1.000	1	1	2	155
13	LCS 200-21413/2-A	QC Sample	1.000	1	1	3	155
14	LCS 200-21413/2-A@2	Unknown	1.000	1	1	4	155
15	240-1591-H-1-B	Unknown	1.000	1	1	5	155
16	240-1591-H-1-Bsd@5	Unknown	1.000	1	1	6	155
17	240-1591-H-2-B	Unknown	1.000	1	1	7	155
18	240-1702-G-1-A	Unknown	1.000	1	1	8	155
19	240-1702-G-1-Asd@5	Unknown	1.000	1	1	9	155
20	240-1702-H-1-A	Unknown	1.000	1	1	10	155
21	240-1702-H-1-Asd@5	Unknown	1.000	1	1	11	155
22	CCV	QC Sample	1.000	0	1	4	155
23	CCB	QC Sample	1.000	0	1	2	155

Fully Quant Calibration

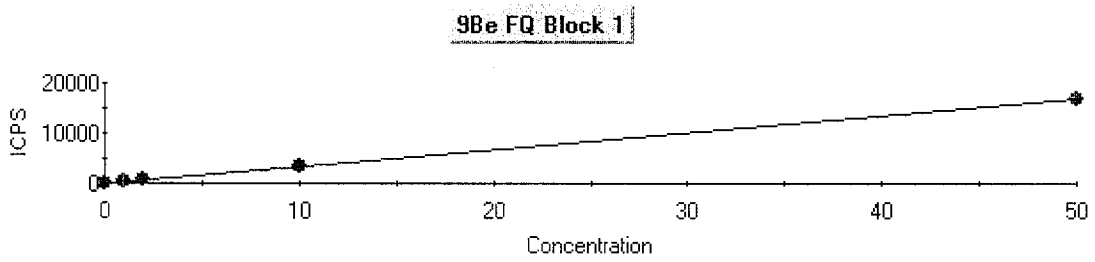

Intercept CPS=21.166436 Intercept Conc=0.063117
Sensitivity=335.352609 Correlation Coeff=0.999991

Label	Defined	Measured	Error	Mean CPS	% Error
STD0	0.000	-0.062	0.062	0.33	0.00
STDLL2	1.000	0.955	0.045	341.39	4.51
STD1	2.000	1.979	0.021	684.75	1.06
STD2	10.000	10.158	0.158	3427.81	1.58

24Mg FQ Block 1

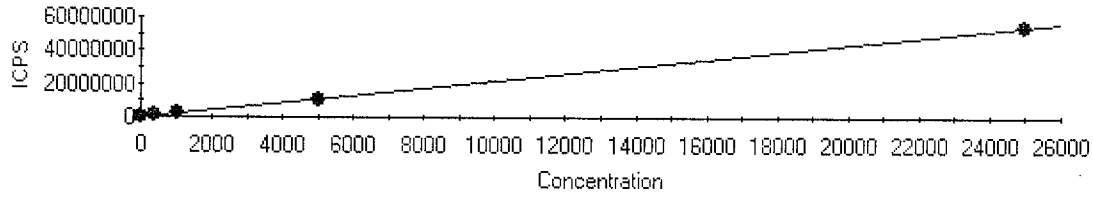

Intercept CPS=3853.700127 Intercept Conc=1.689498
Sensitivity=2162.594492 Correlation Coeff=1.000000

Label	Defined	Measured	Error	Mean CPS	% Error
STD0	0.000	-0.296	0.296	3012.63	0.00
STDLL2	400.000	399.689	0.311	868019.10	0.08
STD1	1000.000	989.440	10.560	2143410.35	1.06
STD2	5000.000	5013.425	13.425	10845659.95	0.27
STD3	25000.000	24997.742	2.258	54063633.51	0.01

25Mg FQ Block 1

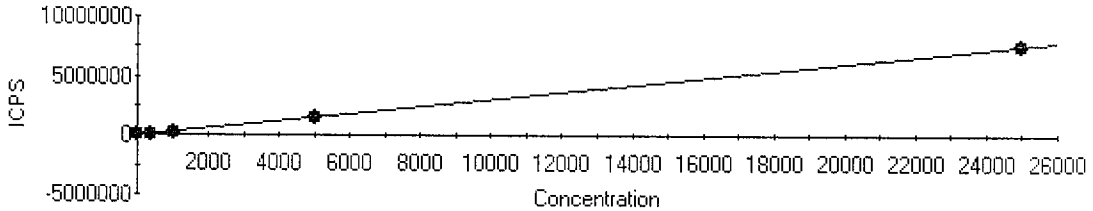

Intercept CPS=-14651.338262 Intercept Conc=-48.204510
Sensitivity=303.941233 Correlation Coeff=0.999974

Label	Defined	Measured	Error	Mean CPS	% Error
STD0	0.000	49.747	49.747	468.79	0.00
STDLL2	400.000	437.403	37.403	118293.55	9.35
STD1	1000.000	1022.443	22.443	296111.25	2.24
STD2	5000.000	4864.879	135.121	1463985.90	2.70
STD3	25000.000	25025.528	25.528	7591638.51	0.10

26Mg FQ Block 1

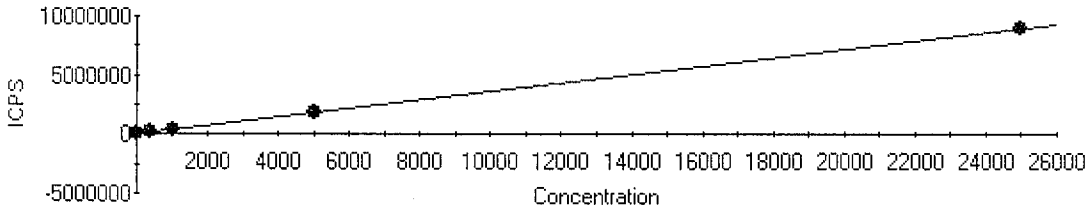

Intercept CPS=-6970.422552 Intercept Conc=-19.375186
Sensitivity=359.760296 Correlation Coeff=0.999999

Label	Defined	Measured	Error	Mean CPS	% Error
STD0	0.000	20.755	20.755	496.40	0.00
STDLL2	400.000	406.949	6.949	139433.83	1.74
STD1	1000.000	987.459	12.541	348278.23	1.25
STD2	5000.000	4980.557	19.443	1784836.34	0.39
STD3	25000.000	25004.279	4.279	8988576.39	0.02

27Al FQ Block 1

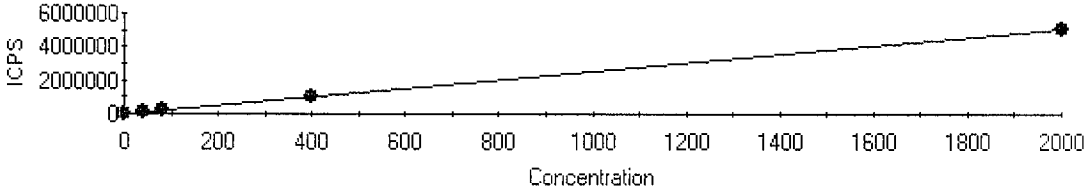

Intercept CPS=13890.530796 Intercept Conc=5.522024
Sensitivity=2515.478213 Correlation Coeff=1.000000

Label	Defined	Measured	Error	Mean CPS	% Error
STD0	0.000	-0.231	0.231	13310.51	0.00
STDLL2	40.000	39.773	0.227	113938.40	0.57
STD1	80.000	79.313	0.687	213401.91	0.86
STD2	400.000	401.390	1.390	1023578.89	0.35
STD3	2000.000	1999.754	0.246	5044228.04	0.01

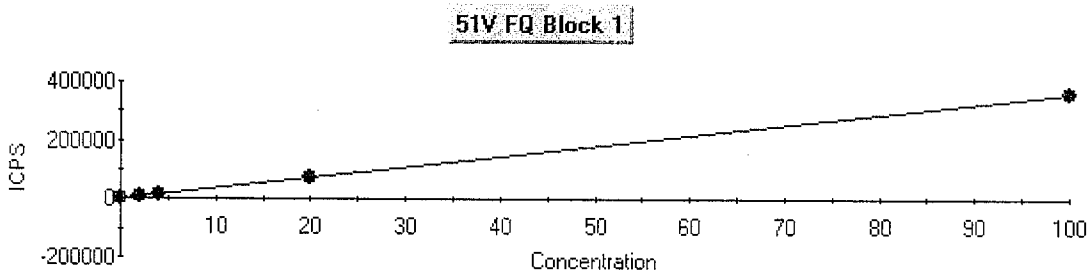

Intercept CPS=-735.537752 Intercept Conc=-0.204128
Sensitivity=3603.314586 Correlation Coeff=0.999997

Label	Defined	Measured	Error	Mean CPS	% Error
STD0	0.000	0.085	0.085	-427.80	0.00
STDLL2	2.000	2.049	0.049	6647.01	2.44
STD1	4.000	3.836	0.164	13088.27	4.09
STD2	20.000	20.030	0.030	71437.92	0.15
STD3	100.000	100.000	0.000	359594.55	0.00

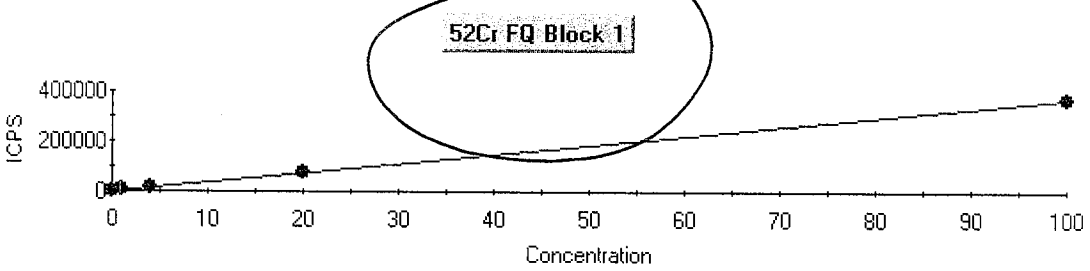

Intercept CPS=3069.902291 Intercept Conc=0.830396
Sensitivity=3696.912200 Correlation Coeff=0.999998

Label	Defined	Measured	Error	Mean CPS	% Error
STD0	0.000	0.002	0.002	3076.39	0.00
STDLL2	1.000	0.865	0.135	6269.17	13.46
STD1	4.000	4.045	0.045	18023.23	1.12
STD2	20.000	20.111	0.111	77417.06	0.55
STD3	100.000	99.977	0.023	372677.69	0.02

56Fe FQ Block 1

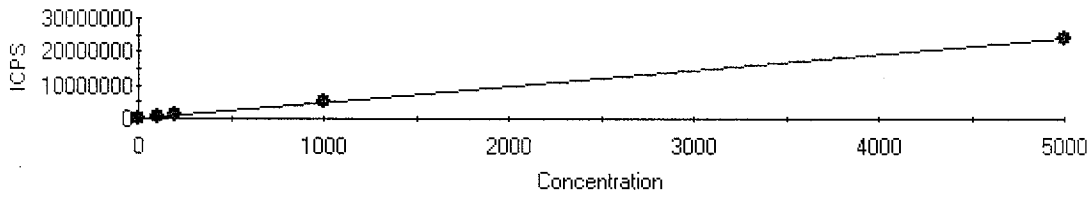

Intercept CPS=219030.570721 Intercept Conc=45.473819
Sensitivity=4816.630198 Correlation Coeff=0.999990

Label	Defined	Measured	Error	Mean CPS	% Error
STD0	0.000	-6.887	6.887	185859.37	0.00
STDLL2	100.000	97.286	2.714	687622.41	2.71
STD1	200.000	196.120	3.880	1163669.79	1.94
STD2	1000.000	1016.588	16.588	5115561.15	1.66
STD3	5000.000	4996.892	3.108	24287210.38	0.06

59Co FQ Block 1

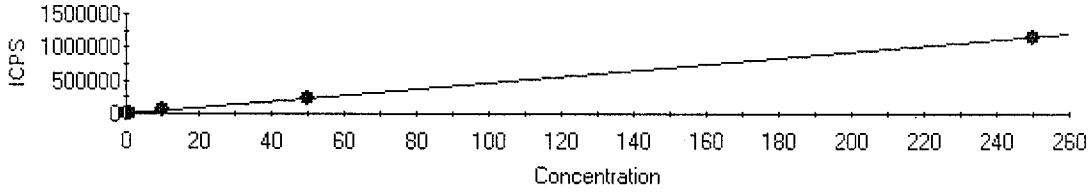

Intercept CPS=213.347005 Intercept Conc=0.046176
Sensitivity=4620.263313 Correlation Coeff=0.999999

Label	Defined	Measured	Error	Mean CPS	% Error
STD0	0.000	-0.034	0.034	55.34	0.00
STDLL2	1.000	0.966	0.034	4675.39	3.42
STD1	10.000	9.849	0.151	45716.23	1.51
STD2	50.000	50.267	0.267	232460.71	0.53
STD3	250.000	249.953	0.047	1155060.96	0.02

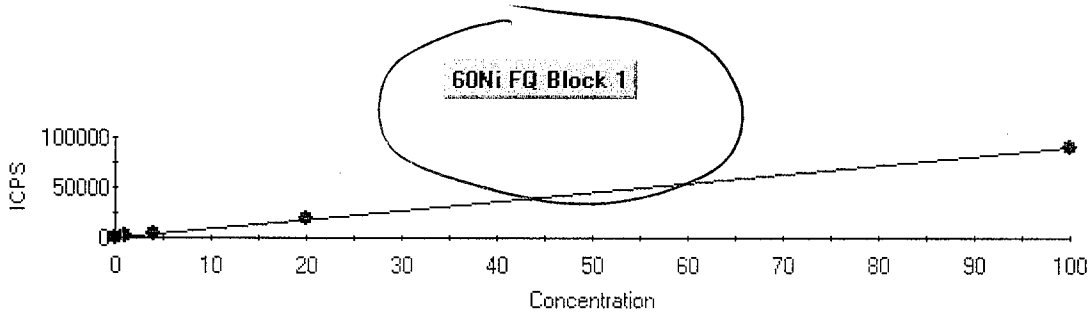

Intercept CPS=257.787662 Intercept Conc=0.284625
Sensitivity=905.711425 Correlation Coeff=0.999979

Label	Defined	Measured	Error	Mean CPS	% Error
STD0	0.000	-0.154	0.154	118.45	0.00
STDLL2	1.000	0.871	0.129	1046.42	12.93
STD1	4.000	3.881	0.119	3772.71	2.98
STD2	20.000	20.495	0.495	18820.58	2.48
STD3	100.000	99.907	0.093	90744.71	0.09

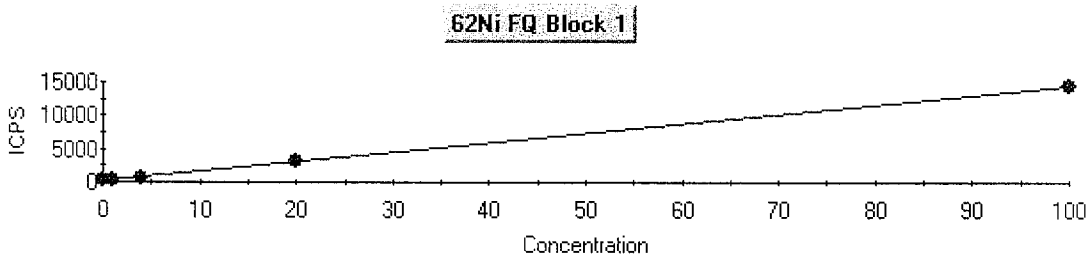

Intercept CPS=222.695094 Intercept Conc=1.582458
Sensitivity=140.727294 Correlation Coeff=0.999957

Label	Defined	Measured	Error	Mean CPS	% Error
STD0	0.000	0.616	0.616	309.42	0.00
STDLL2	1.000	0.866	0.134	344.58	13.39
STD1	4.000	3.516	0.484	717.54	12.09
STD2	20.000	19.976	0.024	3033.84	0.12
STD3	100.000	100.026	0.026	14299.02	0.03

65Cu FQ Block 1

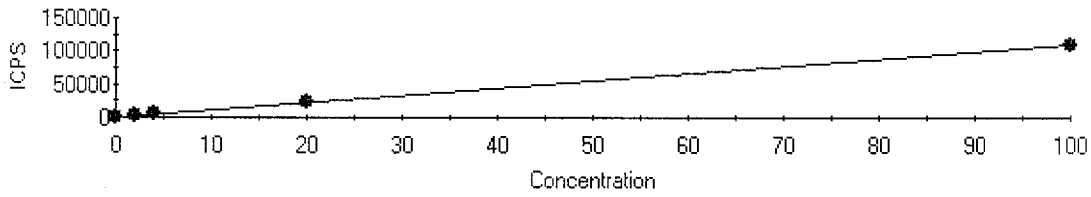

Intercept CPS=232.314814 Intercept Conc=0.213977
Sensitivity=1085.701311 Correlation Coeff=0.999988

Label	Defined	Measured	Error	Mean CPS	% Error
STD0	0.000	-0.138	0.138	82.64	0.00
STDLL2	2.000	1.914	0.086	2310.49	4.29
STD1	4.000	3.918	0.082	4486.56	2.04
STD2	20.000	20.375	0.375	22353.91	1.88
STD3	100.000	99.930	0.070	108726.34	0.07

66Zn FQ Block 1

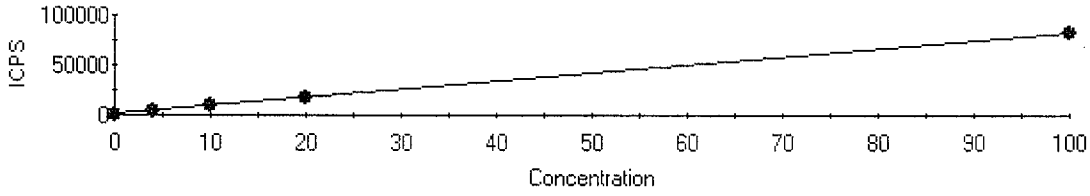

Intercept CPS=1117.727344 Intercept Conc=1.384149
Sensitivity=807.519465 Correlation Coeff=0.999984

Label	Defined	Measured	Error	Mean CPS	% Error
STD0	0.000	-0.297	0.297	877.93	0.00
STDLL2	10.000	10.178	0.178	9336.73	1.78
STD1	4.000	3.893	0.107	4261.01	2.69
STD2	20.000	20.300	0.300	17510.24	1.50
STD3	100.000	99.927	0.073	81810.34	0.07

67Zn FQ Block 1

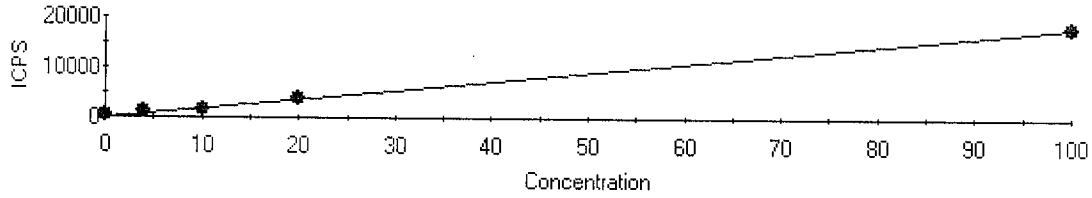

Intercept CPS=107.182094 Intercept Conc=0.599805
Sensitivity=178.694809 Correlation Coeff=0.999423

Label	Defined	Measured	Error	Mean CPS	% Error
STD0	0.000	0.624	0.624	218.70	0.00
STDLL2	10.000	7.551	2.449	1456.52	24.49
STD1	4.000	4.904	0.904	983.54	22.61
STD2	20.000	20.890	0.890	3840.10	4.45
STD3	100.000	100.031	0.031	17982.16	0.03

68Zn FQ Block 1

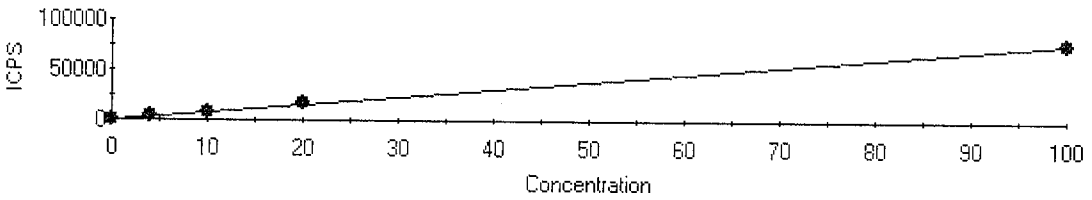

Intercept CPS=558.836583 Intercept Conc=0.737786
Sensitivity=757.450801 Correlation Coeff=0.999750

Label	Defined	Measured	Error	Mean CPS	% Error
STD0	0.000	0.256	0.256	752.73	0.00
STDLL2	10.000	8.456	1.544	6963.53	15.44
STD1	4.000	4.421	0.421	3907.39	10.52
STD2	20.000	20.913	0.913	16399.03	4.56
STD3	100.000	99.955	0.045	76269.91	0.04

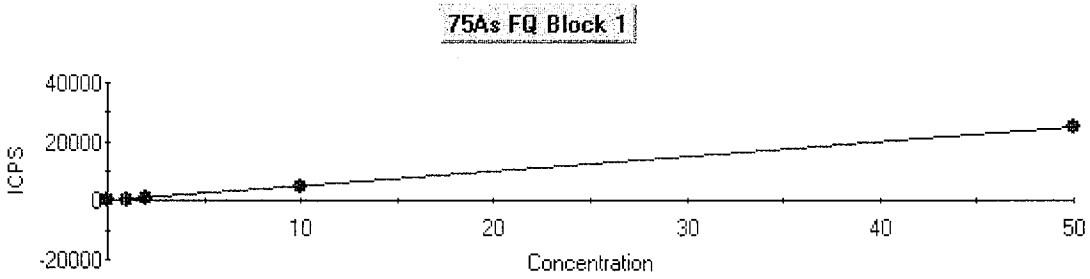

Intercept CPS=-29.521098 Intercept Conc=-0.058323
Sensitivity=506.167804 Correlation Coeff=0.999995

Label	Defined	Measured	Error	Mean CPS	% Error
STD0	0.000	0.088	0.088	15.00	0.00
STDLL2	1.000	1.014	0.014	483.71	1.40
STD1	2.000	1.965	0.035	964.91	1.77
STD2	10.000	9.915	0.085	4989.34	0.85
STD3	50.000	50.018	0.018	25288.01	0.04

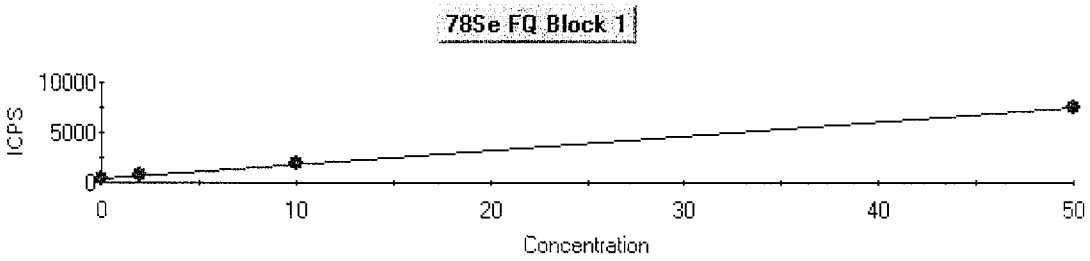

Intercept CPS=431.932755 Intercept Conc=3.070168
Sensitivity=140.687005 Correlation Coeff=0.999999

Label	Defined	Measured	Error	Mean CPS	% Error
STD0	0.000	0.008	0.008	433.04	0.00
STDLL2	2.000	2.038	0.038	718.60	1.88
STD1	2.000	1.974	0.026	709.70	1.28
STD2	10.000	9.976	0.024	1835.39	0.24
STD3	50.000	50.004	0.004	7466.90	0.01

82Se FQ Block 1

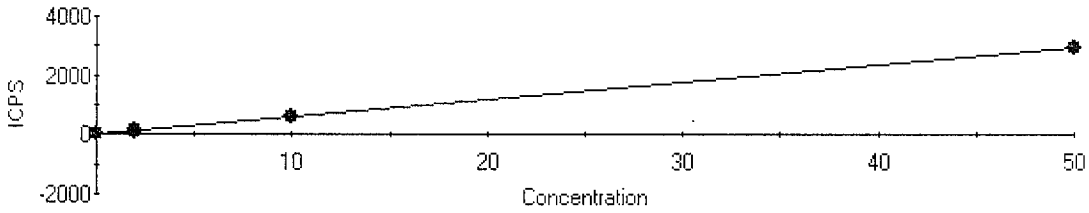

Intercept CPS=4.293554 Intercept Conc=0.073499
Sensitivity=58.416598 Correlation Coeff=0.999996

Label	Defined	Measured	Error	Mean CPS	% Error
STD0	0.000	-0.007	0.007	3.90	0.00
STDLL2	2.000	2.053	0.053	124.24	2.66
STD1	2.000	1.910	0.090	115.86	4.51
STD2	10.000	10.053	0.053	591.54	0.53
STD3	50.000	49.991	0.009	2924.59	0.02

95Mo FQ Block 1

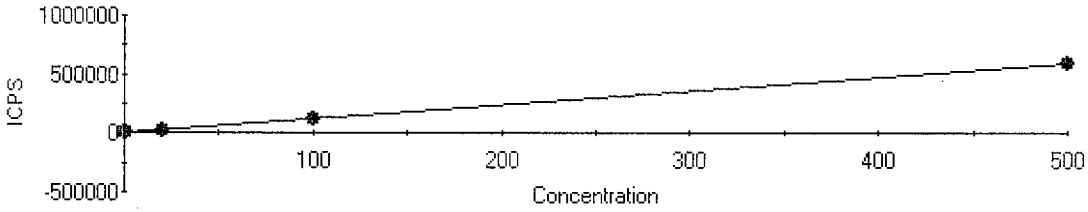

Intercept CPS=-1096.767869 Intercept Conc=-0.919734
Sensitivity=1192.483835 Correlation Coeff=0.999981

Label	Defined	Measured	Error	Mean CPS	% Error
STD0	0.000	1.105	1.105	221.34	0.00
STDLL2	1.000	1.968	0.968	1249.91	96.79
STD1	20.000	19.591	0.409	22264.69	2.05
STD2	100.000	97.902	2.098	115649.99	2.10
STD3	500.000	500.434	0.434	595662.70	0.09

98Mo FQ Block 1

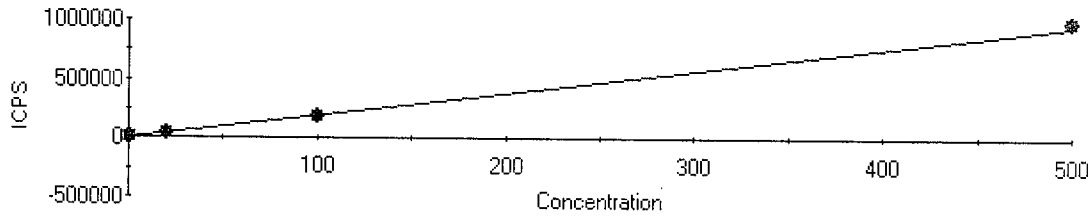

Intercept CPS=-208.407225 Intercept Conc=-0.109130
Sensitivity=1909.721942 Correlation Coeff=0.999962

Label	Defined	Measured	Error	Mean CPS	% Error
STD0	0.000	0.282	0.282	329.33	0.00
STDLL2	1.000	1.210	0.210	2103.25	21.05
STD1	20.000	19.388	0.612	36816.46	3.06
STD2	100.000	100.120	0.120	190993.68	0.12
STD3	500.000	518.037	18.037	989098.20	3.61

107Ag FQ Block 1

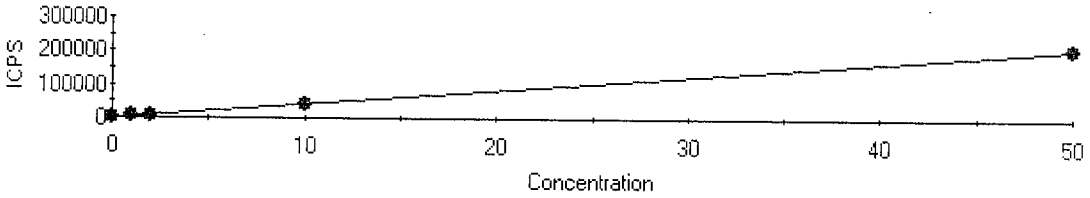

Intercept CPS=276.171663 Intercept Conc=0.066339
Sensitivity=4163.005458 Correlation Coeff=0.999996

Label	Defined	Measured	Error	Mean CPS	% Error
STD0	0.000	-0.027	0.027	164.00	0.00
STDLL2	1.000	0.965	0.035	4293.57	3.50
STD1	2.000	1.970	0.030	8475.81	1.52
STD2	10.000	10.113	0.113	42376.45	1.13
STD3	50.000	49.979	0.021	208340.37	0.04

109Ag FQ Block 1

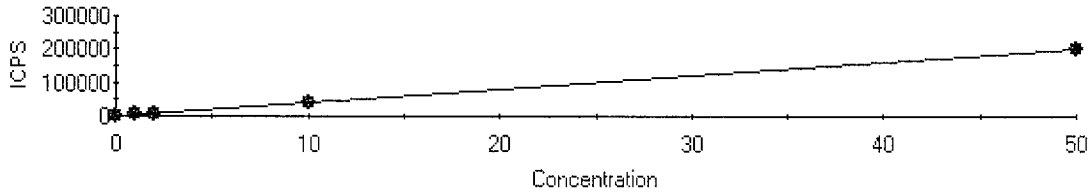

Intercept CPS=230.393076 Intercept Conc=0.057515
Sensitivity=4005.761981 Correlation Coeff=0.999996

Label	Defined	Measured	Error	Mean CPS	% Error
STD0	0.000	-0.015	0.015	171.96	0.00
STDLL2	1.000	0.968	0.032	4109.39	3.16
STD1	2.000	1.962	0.038	8091.43	1.88
STD2	10.000	10.102	0.102	40696.93	1.02
STD3	50.000	49.982	0.018	200445.26	0.04

111Cd FQ Block 1

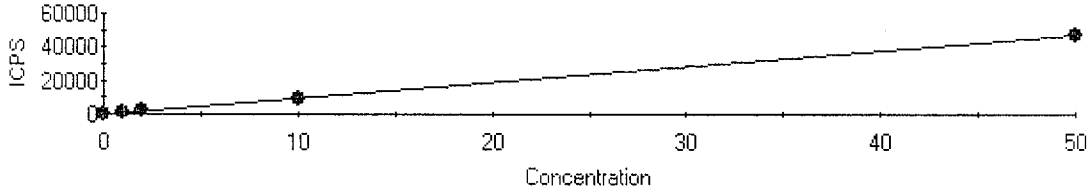

Intercept CPS=265.651045 Intercept Conc=0.283215
Sensitivity=937.984543 Correlation Coeff=0.999996

Label	Defined	Measured	Error	Mean CPS	% Error
STD0	0.000	-0.032	0.032	235.62	0.00
STDLL2	1.000	0.920	0.080	1128.36	8.03
STD1	2.000	2.083	0.083	2219.28	4.14
STD2	10.000	10.039	0.039	9682.06	0.39
STD3	50.000	49.990	0.010	47155.96	0.02

114Cd FQ Block 1

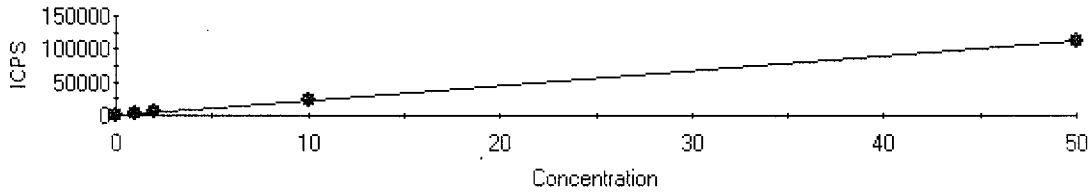

Intercept CPS=435.629640 Intercept Conc=0.193036
Sensitivity=2256.732430 Correlation Coeff=0.999998

Label	Defined	Measured	Error	Mean CPS	% Error
STD0	0.000	-0.020	0.020	389.54	0.00
STDLL2	1.000	0.971	0.029	2626.38	2.92
STD1	2.000	1.990	0.010	4926.03	0.51
STD2	10.000	10.074	0.074	23169.08	0.74
STD3	50.000	49.986	0.014	113241.27	0.03

121Sb FQ Block 1

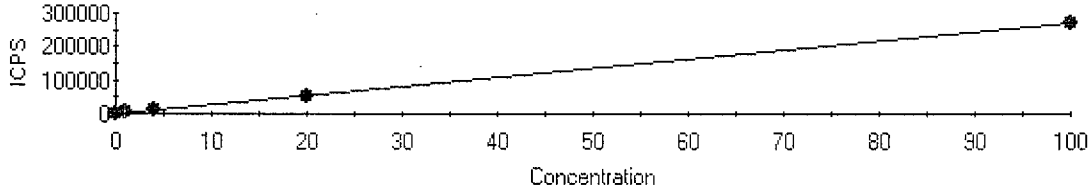

Intercept CPS=76.104254 Intercept Conc=0.028101
Sensitivity=2708.257084 Correlation Coeff=0.999995

Label	Defined	Measured	Error	Mean CPS	% Error
STD0	0.000	0.120	0.120	400.64	0.00
STDLL2	1.000	1.094	0.094	3038.61	9.39
STD1	4.000	3.940	0.060	10746.52	1.50
STD2	20.000	19.806	0.194	53716.09	0.97
STD3	100.000	100.040	0.040	271010.81	0.04

123Sb FQ Block 1

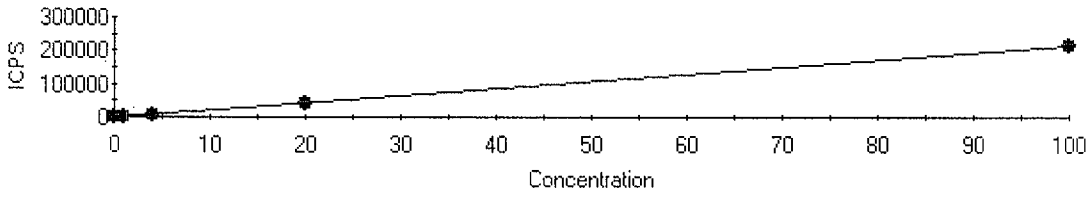

Intercept CPS=82.191999 Intercept Conc=0.038818
Sensitivity=2117.393243 Correlation Coeff=0.999996

Label	Defined	Measured	Error	Mean CPS	% Error
STD0	0.000	0.112	0.112	318.43	0.00
STDLL2	1.000	1.087	0.087	2384.11	8.71
STD1	4.000	3.947	0.053	8439.07	1.33
STD2	20.000	19.817	0.183	42041.65	0.92
STD3	100.000	100.038	0.038	211901.86	0.04

135Ba FQ Block 1

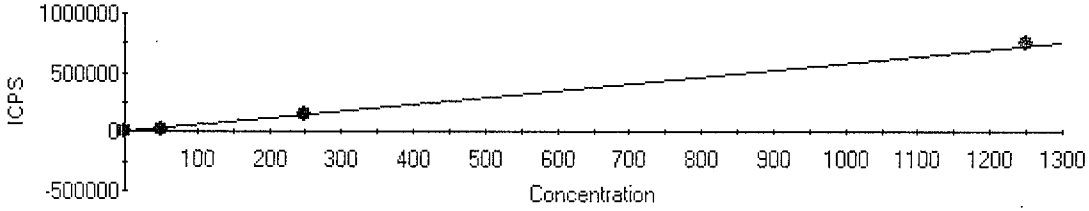

Intercept CPS=-146.394716 Intercept Conc=-0.251237
Sensitivity=582.695107 Correlation Coeff=0.999993

Label	Defined	Measured	Error	Mean CPS	% Error
STD0	0.000	0.312	0.312	35.38	0.00
STDLL2	1.000	1.210	0.210	558.56	20.98
STD1	50.000	49.349	0.651	28608.92	1.30
STD2	250.000	250.129	0.129	145602.78	0.05
STD3	1250.000	1290.978	40.978	752099.98	3.28

137Ba FQ Block 1

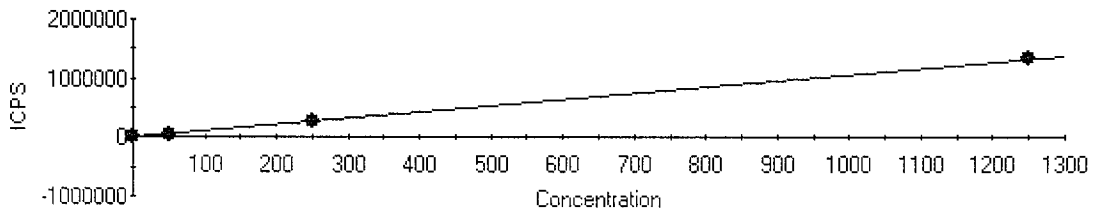

Intercept CPS=-2479.903234 Intercept Conc=-2.309811
Sensitivity=1073.638817 Correlation Coeff=0.999983

Label	Defined	Measured	Error	Mean CPS	% Error
STD0	0.000	2.357	2.357	50.69	0.00
STDLL2	1.000	3.241	2.241	999.57	224.08
STD1	50.000	49.549	0.451	50718.34	0.90
STD2	250.000	244.796	5.204	260342.12	2.08
STD3	1250.000	1251.057	1.057	1340703.58	0.08

182W FQ Block 1

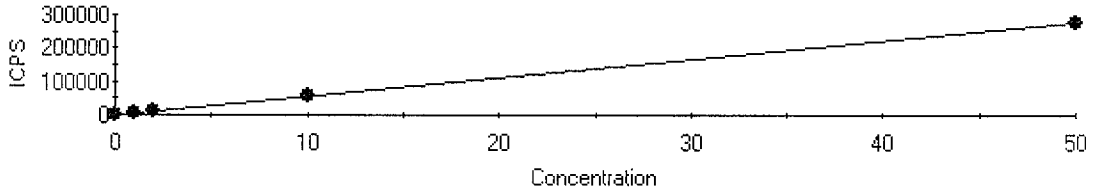

Intercept CPS=244.052819 Intercept Conc=0.043743
Sensitivity=5579.192792 Correlation Coeff=0.999982

Label	Defined	Measured	Error	Mean CPS	% Error
STD0	0.000	0.140	0.140	1023.48	0.00
STDLL2	1.000	1.034	0.034	6015.62	3.45
STD1	2.000	1.991	0.009	11350.86	0.46
STD2	10.000	9.794	0.206	54887.92	2.06
STD3	50.000	50.041	0.041	279431.52	0.08

184W FQ Block 1

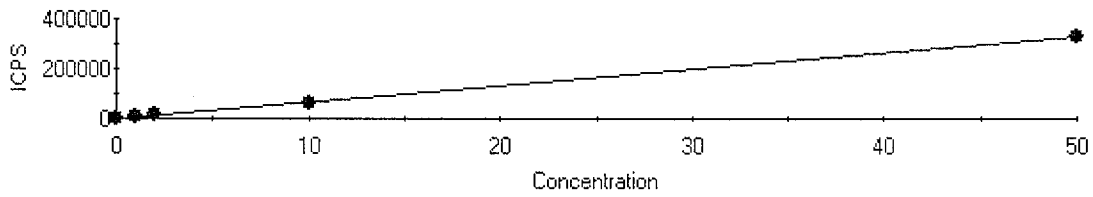

Intercept CPS=428.697961 Intercept Conc=0.065565
Sensitivity=6538.478991 Correlation Coeff=0.999990

Label	Defined	Measured	Error	Mean CPS	% Error
STD0	0.000	0.124	0.124	1239.34	0.00
STDLL2	1.000	1.015	0.015	7064.92	1.49
STD1	2.000	1.971	0.029	13317.98	1.44
STD2	10.000	9.861	0.139	64905.67	1.39
STD3	50.000	50.029	0.029	327539.76	0.06

203Tl FQ Block 1

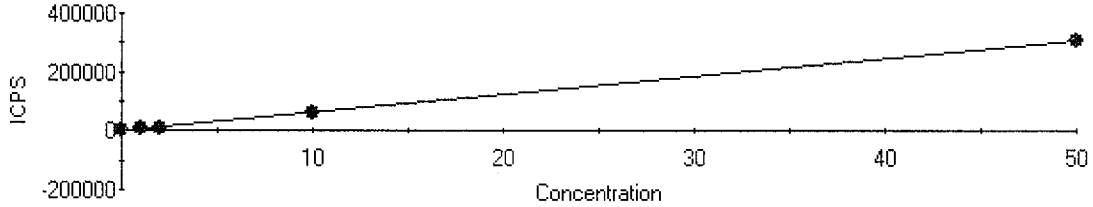

Intercept CPS=-858.267945 Intercept Conc=-0.139591
Sensitivity=6148.435363 Correlation Coeff=0.999967

Label	Defined	Measured	Error	Mean CPS	% Error
STD0	0.000	0.148	0.148	52.00	0.00
STDLL2	1.000	1.088	0.088	5831.10	8.80
STD1	2.000	2.000	0.000	11440.50	0.02
STD2	10.000	9.707	0.293	58823.33	2.93
STD3	50.000	50.057	0.057	306913.16	0.11

205Tl FQ Block 1

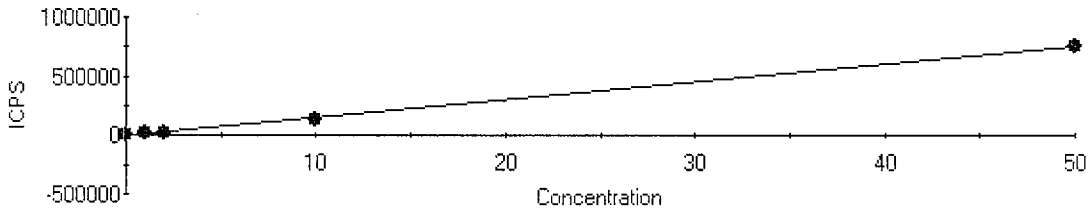

Intercept CPS=-2696.683825 Intercept Conc=-0.177581
Sensitivity=15185.682092 Correlation Coeff=0.999949

Label	Defined	Measured	Error	Mean CPS	% Error
STD0	0.000	0.185	0.185	114.66	0.00
STDLL2	1.000	1.103	0.103	14052.41	10.30
STD1	2.000	2.009	0.009	27811.79	0.45
STD2	10.000	9.632	0.368	143566.25	3.68
STD3	50.000	50.071	0.071	757669.44	0.14

208Pb FQ Block 1

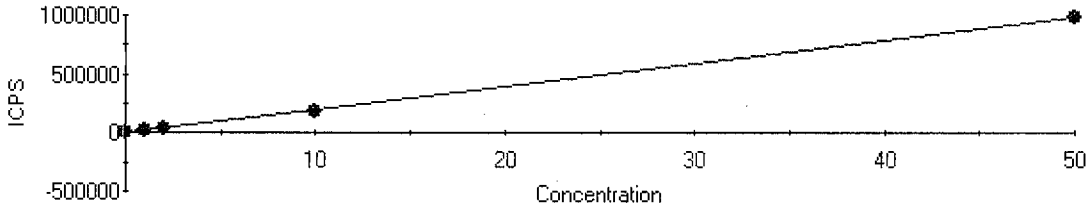

Intercept CPS=-2418.574615 Intercept Conc=-0.121847
Sensitivity=19849.238337 Correlation Coeff=0.999971

Label	Defined	Measured	Error	Mean CPS	% Error
STD0	0.000	0.147	0.147	497.36	0.00
STDLL2	1.000	1.053	0.053	18487.17	5.32
STD1	2.000	2.022	0.022	37725.51	1.12
STD2	10.000	9.724	0.276	190599.94	2.76
STD3	50.000	50.053	0.053	991099.16	0.11

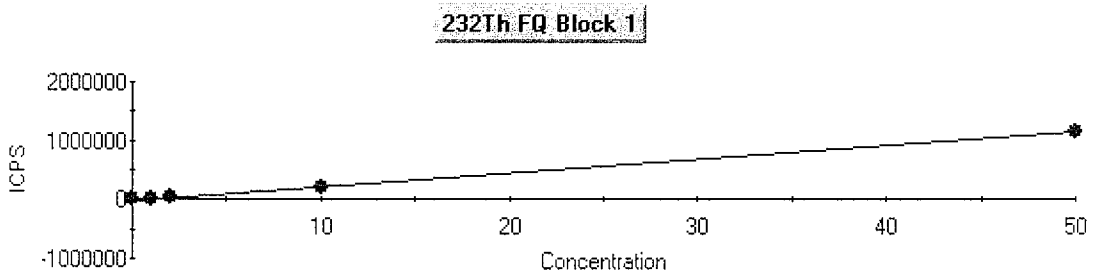

Intercept CPS=-6154.946496 Intercept Conc=-0.267849
Sensitivity=22979.180593 Correlation Coeff=0.999896

Label	Defined	Measured	Error	Mean CPS	% Error
STD0	0.000	0.279	0.279	248.00	0.00
STDLL2	1.000	1.115	0.115	19463.63	11.49
STD1	2.000	2.029	0.029	40466.52	1.44
STD2	10.000	9.476	0.524	211604.19	5.24
STD3	50.000	50.101	0.101	1145131.31	0.20

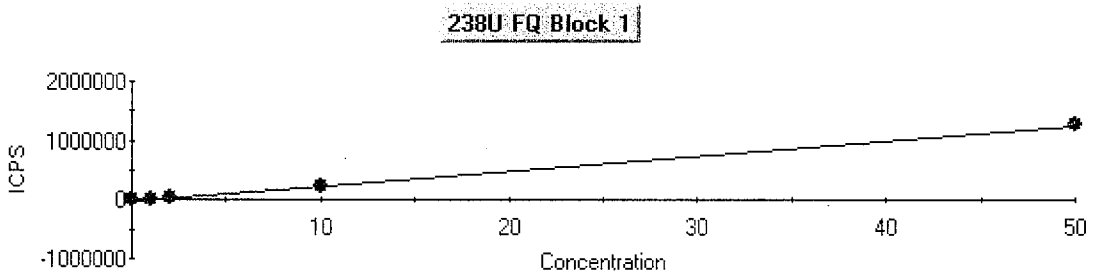

Intercept CPS=-6172.890191 Intercept Conc=-0.242870
Sensitivity=25416.484242 Correlation Coeff=0.999911

Label	Defined	Measured	Error	Mean CPS	% Error
STD0	0.000	0.244	0.244	40.65	0.00
STDLL2	1.000	1.129	0.129	22533.68	12.94
STD1	2.000	2.018	0.018	45126.55	0.92
STD2	10.000	9.514	0.486	235634.91	4.86
STD3	50.000	50.094	0.094	1267038.27	0.19

Semi Quant Calibration

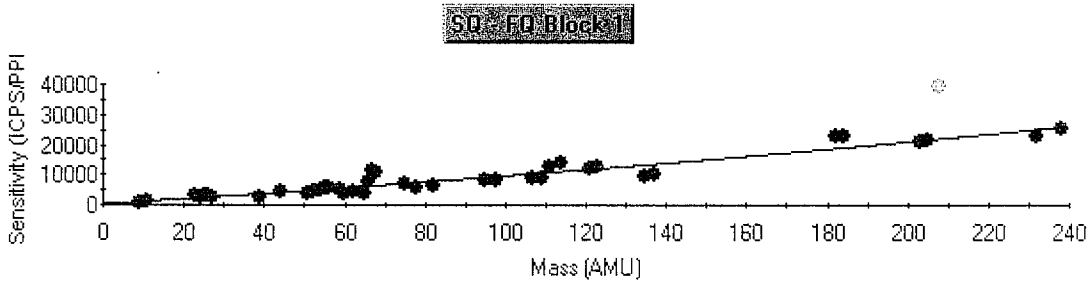

Coeff 0=388.942170 Coeff 1=82.144875 Coeff 2=0.103953

Symbol	Mass	RSF	Available	Excluded	Sensitivity Measured	Corrected	Calculated	%Error
9Be	9.01	0.7500	1	1	335.35	447.14	1137.69	154.4
11B	11.01	0.5800	1	1	526.27	1119.92	1305.90	16.6
23Na	22.99	1.0000	1	1	3370.43	3370.43	2332.38	-30.8
24Mg	23.99	0.9800	1	1	2162.59	2807.54	2418.99	-13.8
25Mg	24.99	0.9800	1	1	303.94	3067.70	2506.30	-18.3
26Mg	25.98	0.9800	1	1	359.76	3251.57	2593.46	-20.2
27Al	26.98	0.9800	1	1	2515.48	2566.81	2681.02	4.4
39K	38.96	1.0000	1	1	2344.03	2518.29	3747.43	48.8
44Ca	43.96	0.9900	1	1	92.10	4367.85	4200.51	-3.8
51V	50.94	0.9900	1	1	3603.31	3648.47	4843.51	32.8
52Cr	51.94	0.9800	1	1	3696.91	4503.77	4936.03	9.6
54Fe	53.94	0.9600	1	1	281.19	4964.46	5122.25	3.2
55Mn	54.94	0.9500	1	1	5706.77	6007.13	5215.57	-13.2
56Fe	55.93	0.9600	1	1	4816.63	5482.21	5308.95	-3.2
59Co	58.93	0.9300	1	1	4620.26	4968.03	5591.04	12.5
60Ni	59.93	0.9100	1	1	905.71	3804.61	5685.32	49.4
62Ni	61.93	0.9100	1	1	140.73	4225.28	5874.71	39.0
65Cu	64.93	0.9000	1	1	1085.70	3902.73	6160.65	57.9
66Zn	65.93	0.3750	1	1	807.52	7743.20	6256.23	-19.2
67Zn	66.93	0.3750	1	1	178.69	11594.15	6352.29	-45.2
68Zn	67.92	0.3750	1	1	757.45	10882.91	6448.24	-40.7
75As	74.92	0.0700	1	1	506.17	7230.97	7126.88	-1.4
78Se	77.92	0.1000	1	1	140.69	5958.79	7420.56	24.5
82Se	81.92	0.1000	1	1	58.42	6608.21	7815.54	18.3
95Mo	94.91	0.9800	1	1	1192.48	8232.88	9121.28	10.8
98Mo	97.91	0.9800	1	1	1909.72	8119.57	9427.80	16.1
107Ag	106.91	0.9300	1	1	4163.01	8717.33	10358.69	18.8
109Ag	108.90	0.9300	1	1	4005.76	8853.59	10567.81	19.4
111Cd	110.90	0.5660	1	1	937.98	12886.60	10777.74	-16.4
114Cd	113.90	0.5660	1	1	2256.73	13839.50	11094.20	-19.8
121Sb	120.90	0.3900	1	1	2708.26	12129.69	11840.12	-2.4
123Sb	122.90	0.3900	1	1	2117.39	12699.91	12055.15	-5.1
135Ba	134.91	0.9100	1	1	582.70	9716.61	13362.64	37.5
137Ba	136.91	0.9100	1	1	1073.64	10422.46	13583.46	30.3
182W	181.95	0.9400	1	1	5579.19	22559.15	18776.43	-16.8
184W	183.95	0.9400	1	1	6538.48	22701.79	19017.12	-16.2
203Tl	202.97	1.0000	1	1	6148.44	20842.15	21344.70	2.4
205Tl	204.97	1.0000	1	1	15185.68	21539.97	21593.76	0.2
208Pb	207.98	0.9700	0	1	19849.24	39066.69	21969.56	-43.8
232Th	232.04	1.0000	1	1	22979.18	22979.18	25046.66	9.0
238U	238.05	1.0000	1	1	25416.48	25600.81	25834.40	0.9

3-IN
METHOD BLANK
METALS

Lab Name: TestAmerica Burlington Job No.: 240-1702-1

SDG No.:

Concentration Units: ug/L Lab Sample ID: MB 200-21413/1-A

Instrument Code: METICPMS2 Batch No.: 22920

CAS No.	Analyte	Concentration	C	Q	Method
7440-36-0	Antimony	0.162	J		6020
7440-38-2	Arsenic	5.0	U		6020
7440-39-3	Barium	5.0	U		6020
7440-41-7	Beryllium	1.0	U		6020
7440-43-9	Cadmium	1.0	U		6020
7440-47-3	Chromium	0.282	J		6020
7440-48-4	Cobalt	0.195	J		6020
7440-50-8	Copper	2.0	U		6020
7439-92-1	Lead	0.179	J		6020
7439-95-4	Magnesium	1000	U		6020
7439-98-7	Molybdenum	2.0	U		6020
7440-02-0	Nickel	2.0	U		6020
7440-22-4	Silver	1.0	U		6020
7440-28-0	Thallium	0.221	J		6020
7440-62-2	Vanadium	20	U		6020
7440-66-6	Zinc	20	U		6020

3-IN
METHOD BLANK
METALS

Lab Name: TestAmerica Burlington Job No.: 240-1702-1

SDG No.:

Concentration Units: ug/L Lab Sample ID: MB 200-21413/1-A

Instrument Code: METICPMS2 Batch No.: 22994

CAS No.	Analyte	Concentration	C	Q	Method
7782-49-2	Selenium	5.0	U		6020

FORM III-IN

7A-IN
LAB CONTROL SAMPLE
METALS

Lab ID: LCS 200-21413/2-A

Lab Name: TestAmerica Burlington Job No.: 240-1702-1

Sample Matrix: Water LCS Source: MEICPMSICVi_00018

Analyte	Water(ug/L) True	Found	C	%R	Limits		Q	Method
Antimony	50.0	45.7		91	80	120		6020
Arsenic	25.0	22.0		88	80	120		6020
Barium	1250	1290		103	80	120		6020
Beryllium	25.0	22.8		91	80	120		6020
Cadmium	25.0	22.7		91	80	120		6020
Chromium	50.0	50.9		102	80	120		6020
Cobalt	125	126		101	80	120		6020
Copper	50.0	49.5		99	80	120		6020
Lead	25.0	25.3		101	80	120		6020
Magnesium	12500	13000		104	80	120		6020
Molybdenum	250	261		104	80	120		6020
Nickel	50.0	49.9		100	80	120		6020
Silver	25.0	25.2		101	80	120		6020
Thallium	25.0	25.0		100	80	120		6020
Vanadium	50.0	50.4		101	80	120		6020
Zinc	50.0	41.2		82	80	120		6020

Calculations are performed before rounding to avoid round-off errors in calculated results.

FORM VIIA - IN

7A-IN
LAB CONTROL SAMPLE
METALS

Lab ID: LCS 200-21413/2-A

Lab Name: TestAmerica Burlington Job No.: 240-1702-1

Sample Matrix: Water LCS Source: MEICPMSICVi_00018

Water(ug/L)

Analyte	True	Found	C	%R	Limits		Q	Method
Selenium	25.0	21.5		86	80	120		6020

Calculations are performed before rounding to avoid round-off errors in calculated results.

FORM VIIA - IN

13-IN
ANALYSIS RUN LOG
METALS

Lab Name: TestAmerica Burlington Job No.: 240-1702-1

SDG No.:

Instrument ID: METICPMS2 Method: 6020

Start Date: 07/30/2011 08:18 End Date: 07/30/2011 13:18

Lab Sample ID	D/F	Type	Time	Analytes															
				Ag	As	Ba	Be	Cd	Co	Cr	Cu	Mg	Mo	Ni	Pb	Sb	Tl	V	Zn
ITUNE 200-22920/1			08:18																
STD0 200-22920/2 IC	1		10:49	X	X	X	X	X	X	X	X	X	X	X	X	X	X	X	X
STDLL2 200-22920/3 IC	1		10:56	X	X	X	X	X	X	X	X	X	X	X	X	X	X	X	X
STD1 200-22920/4 IC	1		11:02	X	X	X	X	X	X	X	X	X	X	X	X	X	X	X	X
STD2 200-22920/5 IC	1		11:09	X	X	X	X	X	X	X	X	X	X	X	X	X	X	X	X
STD3 200-22920/6 IC	1		11:16	X	X	X	X	X	X	X	X	X	X	X	X	X	X	X	X
ICV 200-22920/7	1		11:24	X	X	X	X	X	X	X	X	X	X	X	X	X	X	X	X
~~ICB 200-22920/8~~	1		11:31	X	X	X	X	X	X	X	X	X	X	X	X	X	X	X	X
ICSA 200-22920/9	1		11:38	X	X	X	X	X	X	X	X	X	X	X	X	X	X	X	X
ICSAB 200-22920/10	1		11:48	X	X	X	X	X	X	X	X	X	X	X	X	X	X	X	X
CCV 200-22920/11	1		11:58	X	X	X	X	X	X	X	X	X	X	X	X	X	X	X	X
CCB 200-22920/12	1		12:04	X	X	X	X	X	X	X	X	X	X	X	X	X	X	X	X
MB 200-21413/1-A	1	T	12:11	X	X	X	X	X	X	X	X	X	X	X	X	X	X	X	X
LCS 200-21413/2-A	1	T	12:18	X	X	X	X	X	X	X	X	X	X	X	X	X	X	X	X
ZZZZZZ			12:24																
ZZZZZZ			12:31																
ZZZZZZ			12:38																
240-1702-1 MW365	1	T	12:45	X	X	X	X	X					X		X	X	X		
240-1702-1 SD	5	T	12:51	X	X	X	X	X					X		X	X	X		
240-1702-1 MW365	1	D	12:58	X	X	X	X	X	X	X	X	X	X	X	X	X	X	X	X
240-1702-1 SD	5	D	13:05	X	X	X	X	X	X	X	X	X	X	X	X	X	X	X	X
CCV 200-22920/22	1		13:12	X	X	X	X	X	X	X	X	X	X	X	X	X	X	X	X
CCB 200-22920/23	1		13:18	X	X	X	X	X	X	X	X	X	X	X	X	X	X	X	X

Prep Types
D = Dissolved
T = Total/NA

14-IN
ICP-MS TUNE
METALS

Lab Name: TestAmerica Burlington Job No.: 240-1702-1

SDG No.:

ICP-MS Instrument ID: METICPMS2 Analysis Date: 07/30/11

Lab ID: ITUNE 200-22920/1

Element - Mass	Avg. Measured Mass (amu)	Avg. Peak Width at Peak Height (amu)	% RSD	Q
Li-6	6.0551	0.67	1.089	
Be-9	8.9822	0.73	0.651	
Mg-24	23.975	0.76	0.319	
Mg-25	24.9758	0.73	1.982	
Mg-26	25.9826	0.74	1.355	
Al-27	26.9815	0.77	0.997	
Sc-45	44.9659	0.78	0.880	
V-51	50.954	0.78	0.514	
Co-59	58.9232	0.79	0.857	
Y-89	88.8959	0.81	0.342	
In-113	112.9141	0.85	1.292	
In-115	114.9139	0.85	0.350	
Ba-137	136.9058	0.84	0.558	
Ce-140	139.9054	0.82	0.402	
Tb-159	158.9254	0.85	0.398	
Pb-206	205.9745	0.87	0.791	
Pb-207	206.9759	0.84	1.172	
Pb-208	207.9766	0.85	0.576	
Th-232	232.0381	0.85	0.340	
U-238	238.0508	0.86	0.274	

2A-IN
CALIBRATION VERIFICATIONS
METALS

Lab Name: TestAmerica Burlington Job No.: 240-1702-1

SDG No.:

ICV Source: MEICPMSICVi_00018 Concentration Units: ug/L

CCV Source: MEICPMSCALi_00017

	ICV 200-22920/7 07/30/2011 11:24				CCV 200-22920/11 07/30/2011 11:58				CCV 200-22920/22 07/30/2011 13:12			
Analyte	Found	C	True	%R	Found	C	True	%R	Found	C	True	%R
Antimony	46.1		50.0	92	20.1		20.0	101	19.7		20.0	98
Arsenic	25.8		25.0	103	9.58		10.0	96	10.2		10.0	102
Barium	1280		1250	103	251		250	100	247		250	99
Beryllium	25.9		25.0	104	9.84		10.0	98	10.0		10.0	100
Cadmium	25.5		25.0	102	10.2		10.0	102	9.97		10.0	100
Chromium	51.3		50.0	103	19.9		20.0	100	19.9		20.0	99
Cobalt	127		125	101	49.5		50.0	99	49.3		50.0	99
Copper	51.2		50.0	102	20.4		20.0	102	19.8		20.0	99
Lead	24.6		25.0	98	9.85		10.0	99	9.74		10.0	97
Magnesium	12700		12500	102	5230		5000	105	5430		5000	109
Molybdenum	257		250	103	97.7		100	98	98.7		100	99
Nickel	50.3		50.0	101	19.9		20.0	100	20.2		20.0	101
Silver	25.4		25.0	102	10.0		10.0	100	10.2		10.0	102
Thallium	24.6		25.0	99	9.68		10.0	97	9.67		10.0	97
Vanadium	51.1		50.0	102	19.5	J	20.0	98	18.4	J	20.0	92
Zinc	51.6		50.0	103	20.5		20.0	103	19.9	J	20.0	100

Note! Calculations are performed before rounding to avoid round-off errors in calculated results.
Italicized analytes were not requested for this sequence.

3-IN
INSTRUMENT BLANKS
METALS

Lab Name: TestAmerica Burlington Job No.: 240-1702-1

SDG No.:

Concentration Units: ug/L

Analyte	RL	ICB 200-22920/8 07/30/2011 11:31 Found	C	CCB 200-22920/12 07/30/2011 12:04 Found	C	CCB 200-22920/23 07/30/2011 13:18 Found	C	Found	C
Antimony	2.0	0.456	J	0.172	J	0.123	J		
Arsenic	5.0	0.111	J	5.0	U	5.0	U		
Barium	5.0	5.0	U	5.0	U	5.0	U		
Beryllium	1.0	1.0	U	1.0	U	1.0	U		
Cadmium	1.0	1.0	U	1.0	U	1.0	U		
Chromium	2.0	0.112	J	0.171	J	0.259	J		
Cobalt	1.0	0.246	J	0.240	J	0.208	J		
Copper	2.0	2.0	U	2.0	U	2.0	U		
Lead	1.0	0.167	J	0.168	J	0.158	J		
Magnesium	1000	1000	U	18.9	J	1000	U		
Molybdenum	2.0	0.614	J	0.943	J	2.0	U		
Nickel	2.0	2.0	U	2.0	U	2.0	U		
Silver	1.0	1.0	U	1.0	U	1.0	U		
Thallium	2.0	0.225	J	0.233	J	0.216	J		
Vanadium	20	20	U	20	U	20	U		
Zinc	20	20	U	20	U	20	U		

Italicized analytes were not requested for this sequence.

13-IN
ANALYSIS RUN LOG
METALS

Lab Name: TestAmerica Burlington Job No.: 240-1702-1

SDG No.:

Instrument ID: METICPMS2 Method: 6020

Start Date: 08/04/2011 10:17 End Date: 08/04/2011 14:11

Lab Sample ID	D/F	Type	Time	Analytes						
				Co	Cr	Cu	Ni	Se	V	Zn
ITUNE 200-22994/1			10:17							
STD0 200-22994/2 IC	1		11:45	X	X	X	X	X	X	X
STDLL2 200-22994/3 IC	1		11:51	X	X	X	X	X	X	X
STD1 200-22994/4 IC	1		11:58	X	X	X	X	X	X	X
STD2 200-22994/5 IC	1		12:05	X	X	X	X	X	X	X
STD3 200-22994/6 IC	1		12:11	X	X	X	X	X	X	X
ICV 200-22994/7	1		12:18	X	X	X	X	X	X	X
ICBIS 200-22994/8	1		12:25	X	X	X	X	X	X	X
ICSA 200-22994/9	1		12:31	X	X	X	X	X	X	X
ICSAB 200-22994/10	1		12:38	X	X	X	X	X	X	X
CCV 200-22994/11	1		12:45	X	X	X	X	X	X	X
CCB 200-22994/12	1		12:51	X	X	X	X	X	X	X
MB 200-21413/1-A	1	T	12:58					X		
LCS 200-21413/2-A	1	T	13:04					X		
ZZZZZZ			13:11							
ZZZZZZ			13:18							
ZZZZZZ			13:24							
ZZZZZZ			13:31							
240-1702-1	1	T	13:38	X	X	X	X	X	X	X
240-1702-1 SD	5	T	13:44	X	X	X	X	X	X	X
240-1702-1	1	D	13:51					X		
240-1702-1 SD	5	D	13:58					X		
CCV 200-22994/23	1		14:04	X	X	X	X	X	X	X
CCB 200-22994/24	1		14:11	X	X	X	X	X	X	X

Prep Types

D = Dissolved

T = Total/NA

14-IN
ICP-MS TUNE
METALS

Lab Name: TestAmerica Burlington Job No.: 240-1702-1

SDG No.:

ICP-MS Instrument ID: METICPMS2 Analysis Date: 08/04/11

Lab ID: ITUNE 200-22994/1

Element - Mass	Avg. Measured Mass (amu)	Avg. Peak Width at Peak Height (amu)	% RSD	Q
Li-6	6.0151	0.73	0.820	
Be-9	8.9522	0.76	1.911	
Mg-24	23.965	0.77	2.176	
Mg-25	24.9758	0.78	2.843	
Mg-26	25.9726	0.78	1.832	
Al-27	26.9715	0.78	0.612	
Sc-45	44.9459	0.77	0.445	
V-51	50.944	0.79	0.692	
Co-59	58.9032	0.79	0.471	
Y-89	88.8959	0.79	0.752	
In-113	112.9041	0.78	1.612	
In-115	114.9039	0.77	0.199	
Ba-137	136.9058	0.75	0.849	
Ce-140	139.9054	0.75	0.680	
Tb-159	158.9254	0.77	0.536	
Pb-206	205.9745	0.72	0.476	
Pb-207	206.9759	0.72	0.809	
Pb-208	207.9766	0.73	0.290	
Th-232	232.0381	0.69	0.608	
U-238	238.0508	0.69	0.802	

2A-IN
CALIBRATION VERIFICATIONS
METALS

Lab Name: TestAmerica Burlington Job No.: 240-1702-1

SDG No.:

ICV Source: MEICPMSICVi_00018 Concentration Units: ug/L

CCV Source: MEICPMSCALi_00017

	ICV 200-22994/7 08/04/2011 12:18				CCV 200-22994/11 08/04/2011 12:45				CCV 200-22994/23 08/04/2011 14:04			
Analyte	Found	C	True	%R	Found	C	True	%R	Found	C	True	%R
Chromium	50.7		50.0	101	19.8		20.0	99	20.3		20.0	101
Cobalt	126		125	101	49.4		50.0	99	50.5		50.0	101
Copper	51.6		50.0	103	20.5		20.0	102	21.1		20.0	106
Nickel	50.4		50.0	101	20.1		20.0	101	20.7		20.0	103
Selenium	26.2		25.0	105	9.85		10.0	98	10.3		10.0	103
Vanadium	50.8		50.0	102	19.8	J	20.0	99	19.7	J	20.0	99
Zinc	51.6		50.0	103	20.7		20.0	103	20.5		20.0	102

Note! Calculations are performed before rounding to avoid round-off errors in calculated results.
Italicized analytes were not requested for this sequence.

3-IN
INSTRUMENT BLANKS
METALS

Lab Name: TestAmerica Burlington Job No.: 240-1702-1

SDG No.:

Concentration Units: ug/L

		ICBIS 200-22994/8 08/04/2011 12:25		CCB 200-22994/12 08/04/2011 12:51		CCB 200-22994/24 08/04/2011 14:11			
Analyte	RL	Found	C	Found	C	Found	C	Found	C
Chromium	2.0	2.0	U	0.110	J	0.123	J		
Cobalt	1.0	1.0	U	1.0	U	1.0	U		
Copper	2.0	2.0	U	2.0	U	2.0	U		
Nickel	2.0	2.0	U	2.0	U	2.0	U		
Selenium	5.0	5.0	U	5.0	U	5.0	U		
Vanadium	20	20	U	20	U	20	U		
Zinc	20	20	U	20	U	20	U		

Italicized analytes were not requested for this sequence.

15-IN
ICP-MS INTERNAL STANDARDS RELATIVE INTENSITY SUMMARY
METALS

Lab Name: TestAmerica Burlington Job No.: 240-1702-1

SDG No.:

ICP-MS Instrument ID: METICPMS2 Start Date: 07/30/2011 End Date: 07/30/2011

Lab Sample ID	Time	Internal Standards %RI For:									
		Element Li-6	Q	Element Sc-45	Q	Element Y-89	Q	Element In-115	Q	Element Tb-159	Q
STD0 200-22920/2 IC	10:49	100		100		100		100		100	
STDLL2 200-22920/3	10:56	101		102		101		101		101	
STD1 200-22920/4 IC	11:02	105		103		103		102		102	
STD2 200-22920/5 IC	11:09	105		101		100		99		100	
STD3 200-22920/6 IC	11:16	97		94		94		92		96	
ICV 200-22920/7	11:24	103		97		96		95		98	
ICB 200-22920/8	11:31	109		98		96		96		97	
ICSA 200-22920/9	11:38	81		87		86		86		91	
ICSAB 200-22920/10	11:48	77		84		85		87		93	
CCV 200-22920/11	11:58	94		95		97		98		102	
CCB 200-22920/12	12:04	98		96		98		99		102	
MB 200-21413/1-A	12:11	111		107		106		105		106	
LCS 200-21413/2-A	12:18	111		108		106		103		106	
240-1702-1	12:45	113				120		113		111	
240-1702-1 SD	12:51	111		117		116		112		109	
240-1702-1	12:58	115		118		116		110		108	
240-1702-1 SD	13:05	112		115		114		110		107	
CCV 200-22920/22	13:12	102		109		107		105		103	
CCB 200-22920/23	13:18	110		113		111		109		105	

FORM XV - IN

15-IN
ICP-MS INTERNAL STANDARDS RELATIVE INTENSITY SUMMARY
METALS

Lab Name: TestAmerica Burlington Job No.: 240-1702-1

SDG No.:

ICP-MS Instrument ID: METICPMS2 Start Date: 07/30/2011 End Date: 07/30/2011

Lab Sample ID	Time	Internal Standards %RI For:									
		Element Bi-209	Q	Element	Q	Element	Q	Element	Q	Element	Q
STD0 200-22920/2 IC	10:49	100									
STDLL2 200-22920/3	10:56	101									
STD1 200-22920/4 IC	11:02	102									
STD2 200-22920/5 IC	11:09	99									
STD3 200-22920/6 IC	11:16	91									
ICV 200-22920/7	11:24	95									
ICB 200-22920/8	11:31	98									
ICSA 200-22920/9	11:38	81									
ICSAB 200-22920/10	11:48	84									
CCV 200-22920/11	11:58	102									
CCB 200-22920/12	12:04	103									
MB 200-21413/1-A	12:11	102									
LCS 200-21413/2-A	12:18	98									
240-1702-1	12:45	101									
240-1702-1 SD	12:51	103									
240-1702-1	12:58	98									
240-1702-1 SD	13:05	100									
CCV 200-22920/22	13:12	97									
CCB 200-22920/23	13:18	100									

15-IN
ICP-MS INTERNAL STANDARDS RELATIVE INTENSITY SUMMARY
METALS

Lab Name: TestAmerica Burlington Job No.: 240-1702-1

SDG No.:

ICP-MS Instrument ID: METICPMS2 Start Date: 08/04/2011 End Date: 08/04/2011

Lab Sample ID	Time	Internal Standards %RI For:									
		Element Li-6	Q	Element Sc-45	Q	Element Y-89	Q	Element In-115	Q	Element Tb-159	Q
STD0 200-22994/2 IC	11:45	100		100		100		100		100	
STDLL2 200-22994/3	11:51	99		99		98		99		99	
STD1 200-22994/4 IC	11:58	100		101		100		101		101	
STD2 200-22994/5 IC	12:05	100		101		99		100		100	
STD3 200-22994/6 IC	12:11	96		99		97		96		98	
ICV 200-22994/7	12:18	98		102		100		99		101	
ICBIS 200-22994/8	12:25	101		102		101		101		101	
ICSA 200-22994/9	12:31	83		92		90		90		90	
ICSAB 200-22994/10	12:38	83		95		94		94		96	
CCV 200-22994/11	12:45	94		102		104		106		107	
CCB 200-22994/12	12:51	95		102		104		105		106	
MB 200-21413/1-A	12:58	104		108		109		108		109	
LCS 200-21413/2-A	13:04	104		109		107		106		107	
240-1702-1	13:38	105		114		114		110		110	
240-1702-1 SD	13:44	108		112		112		111		109	
240-1702-1	13:51	108		112		112		109		108	
240-1702-1 SD	13:58	104		112		112		111		109	
CCV 200-22994/23	14:04	104		112		112		111		109	
CCB 200-22994/24	14:11	107		112		112		111		108	

FORM XV - IN

15-IN
ICP-MS INTERNAL STANDARDS RELATIVE INTENSITY SUMMARY
METALS

Lab Name: TestAmerica Burlington Job No.: 240-1702-1

SDG No.:

ICP-MS Instrument ID: METICPMS2 Start Date: 08/04/2011 End Date: 08/04/2011

Lab Sample ID	Time	Internal Standards %RI For:									
		Element Bi-209	Q	Element	Q	Element	Q	Element	Q	Element	Q
STD0 200-22994/2 IC	11:45	100									
STDLL2 200-22994/3	11:51	99									
STD1 200-22994/4 IC	11:58	100									
STD2 200-22994/5 IC	12:05	98									
STD3 200-22994/6 IC	12:11	91									
ICV 200-22994/7	12:18	96									
ICBIS 200-22994/8	12:25	99									
ICSA 200-22994/9	12:31	80									
ICSAB 200-22994/10	12:38	84									
CCV 200-22994/11	12:45	104									
CCB 200-22994/12	12:51	105									
MB 200-21413/1-A	12:58	104									
LCS 200-21413/2-A	13:04	99									
240-1702-1	13:38	102									
240-1702-1 SD	13:44	105									
240-1702-1	13:51	102									
240-1702-1 SD	13:58	106									
CCV 200-22994/23	14:04	104									
CCB 200-22994/24	14:11	106									

8-IN
ICP-AES AND ICP-MS SERIAL DILUTIONS
METALS

Lab ID: 240-1702-1 Total

SDG No:

Lab Name: TestAmerica Burlington Job No: 240-1702-1

Matrix: Water Concentration Units: ug/L

Analyte	Initial Sample Result (I)	C	Serial Dilution Result (S)	C	% Difference	Q	Method
Antimony	0.18	J	0.750	J	NC		6020
Arsenic	2.4	J	3.02	J	NC		6020
Barium	33		31.5		3.3		6020
Beryllium	0.52	J	5.0	U	NC		6020
Cadmium	0.13	J	5.0	U	NC		6020
Chromium	0.87	J	10	U	NC		6020
Cobalt	120		115		0.86		6020
Copper	0.54	J	10	U	NC		6020
Lead	0.64	J	1.27	J	NC		6020
Molybdenum	2.0	U	10	U	NC		6020
Nickel	160		162		0.06		6020
Selenium	0.59	J	25	U	NC		6020
Silver	1.0	U	5.0	U	NC		6020
Thallium	0.26	J	1.09	J	NC		6020
Vanadium	1.9	J	100	U	NC		6020
Zinc	190		215		14	V	6020

Calculations are performed before rounding to avoid round-off errors in calculated results.

FORM VIII-IN

8-IN
ICP-AES AND ICP-MS SERIAL DILUTIONS
METALS - DISSOLVED

Lab ID: 240-1702-1

SDG No:

Lab Name: TestAmerica Burlington Job No: 240-1702-1

Matrix: Water Concentration Units: ug/L

Analyte	Initial Sample Result (I)	C	Serial Dilution Result (S)	C	% Difference	Q	Method
Antimony	0.16	J	0.695	J	NC		6020
Arsenic	2.3	J	2.13	J	NC		6020
Barium	33		32.8		1.5		6020
Beryllium	0.54	J	0.500	J	NC		6020
Cadmium	0.095	J	5.0	U	NC		6020
Chromium	0.94	J	1.93	J	NC		6020
Cobalt	120		122		0.33		6020
Copper	5.1		4.72	J	NC		6020
Lead	0.59	J	1.21	J	NC		6020
Magnesium	400	J	360	J	9.8		6020
Molybdenum	2.0	U	10	U	NC		6020
Nickel	170		168		0.27		6020
Selenium	0.78	J	25	U	NC		6020
Silver	1.0	U	5.0	U	NC		6020
Thallium	0.25	J	1.06	J	NC		6020
Vanadium	1.0	J	100	U	NC		6020
Zinc	180		200		10		6020

Calculations are performed before rounding to avoid round-off errors in calculated results.

FORM VIII-IN

4A-IN
INTERFERENCE CHECK STANDARD
METALS

Lab Name: TestAmerica Burlington Job No.: 240-1702-1

SDG No.:

Lab Sample ID: ICSA 200-22920/9 Instrument ID: METICPMS2

Lab File ID: 073011-02A.xml ICS Source: MEMSICSAW_00022

Concentration Units: ug/L

Analyte	True Solution A	Found Solution A	Percent Recovery
Antimony		**0.572**	
Arsenic		**0.318**	
Barium		**0.0860**	
Beryllium		**-0.0280**	
Cadmium		**0.491**	
Chromium		**1.20**	
Cobalt		**0.378**	
Copper		**0.942**	
Lead		**0.293**	
Magnesium	**100000**	**105700**	**106**
Molybdenum	**2000**	**2067**	**103**
Nickel		**-1.74**	
Silver		**0.0050**	
Thallium		**0.227**	
Vanadium		**0.377**	
Zinc		**-1.40**	
Aluminum	*100000*	*93543*	*94*
Boron		*17.4*	
Calcium	*100000*	*100187*	*100*
Iron	*100000*	*98150*	*98*
Manganese		*0.289*	
Potassium	*100000*	*107700*	*108*
Sodium	*100000*	*104067*	*104*
Th		*0.407*	
Tungsten		*0.439*	
U		*0.285*	

Calculations are performed before rounding to avoid round-off errors in calculated results.

FORM IVA-IN

4A-IN
INTERFERENCE CHECK STANDARD
METALS

Lab Name: TestAmerica Burlington Job No.: 240-1702-1

SDG No.:

Lab Sample ID: ICSAB 200-22920/10 Instrument ID: METICPMS2

Lab File ID: 073011-02A.xml ICS Source: MEMSABw_00026

Concentration Units: ug/L

Analyte	True Solution AB	Found Solution AB	Percent Recovery
Antimony	**100**	**94.9**	**95**
Arsenic	**20.0**	**17.3**	**87**
Barium	**500**	**507**	**101**
Beryllium	**20.0**	**17.7**	**88**
Cadmium	**20.0**	**18.4**	**92**
Chromium	**40.0**	**39.5**	**99**
Cobalt	**50.0**	**46.7**	**93**
Copper	**100**	**87.9**	**88**
Lead	**20.0**	**20.3**	**102**
Magnesium	**100000**	**108933**	**109**
Molybdenum	**2000**	**2043**	**102**
Nickel	**100**	**86.8**	**87**
Silver	**20.0**	**17.4**	**87**
Thallium	**20.0**	**20.0**	**100**
Vanadium	**40.0**	**38.6**	**97**
Zinc	**100**	**81.1**	**81**
Aluminum	*100000*	*93577*	*94*
Boron	*200*	*223*	*111*
Calcium	*100000*	*102400*	*102*
Iron	*100000*	*99773*	*100*
Manganese	*40.0*	*38.9*	*97*
Potassium	*100000*	*112133*	*112*
Sodium	*100000*	*107467*	*107*
Th	*20.0*	*21.0*	*105*
Tungsten	*20.0*	*21.2*	*106*
U	*20.0*	*22.1*	*111*

Calculations are performed before rounding to avoid round-off errors in calculated results.

FORM IVA-IN

4A-IN
INTERFERENCE CHECK STANDARD
METALS

Lab Name: TestAmerica Burlington Job No.: 240-1702-1

SDG No.:

Lab Sample ID: ICSA 200-22994/9 Instrument ID: METICPMS2

Lab File ID: 080411-02A.xml ICS Source: MEMSICSAW_00022

Concentration Units: ug/L

Analyte	True Solution A	Found Solution A	Percent Recovery
Chromium		**0.900**	
Cobalt		**0.101**	
Copper		**1.10**	
Nickel		**-1.99**	
Selenium		**-0.535**	
Vanadium		**0.393**	
Zinc		**-1.74**	
Aluminum	*100000*	*97277*	*97*
Antimony		*0.442*	
Arsenic		*0.239*	
Barium		*0.547*	
Beryllium		*-0.0570*	
Boron		*24.4*	
Cadmium		*0.714*	
Calcium	*100000*	*102233*	*102*
Iron	*100000*	*100117*	*100*
Lead		*0.282*	
Magnesium	*100000*	*107967*	*108*
Manganese		*0.117*	
Molybdenum	*2000*	*2287*	*114*
Potassium	*100000*	*108867*	*109*
Silver		*0.0040*	
Sodium	*100000*	*106033*	*106*
Th		*0.315*	
Thallium		*0.204*	
Tungsten		*0.298*	
U		*0.245*	

Calculations are performed before rounding to avoid round-off errors in calculated results.

FORM IVA-IN

4A-IN
INTERFERENCE CHECK STANDARD
METALS

Lab Name: TestAmerica Burlington Job No.: 240-1702-1

SDG No.:

Lab Sample ID: ICSAB 200-22994/10 Instrument ID: METICPMS2

Lab File ID: 080411-02A.xml ICS Source: MEMSABw_00026

Concentration Units: ug/L

Analyte	True Solution AB	Found Solution AB	Percent Recovery
Chromium	**40.0**	**42.4**	**106**
Cobalt	**50.0**	**49.5**	**99**
Copper	**100**	**95.7**	**96**
Nickel	**100**	**95.0**	**95**
Selenium	**20.0**	**19.1**	**96**
Vanadium	**40.0**	**41.6**	**104**
Zinc	**100**	**92.4**	**92**
Aluminum	*100000*	*102400*	*102*
Antimony	*100*	*103*	*103*
Arsenic	*20.0*	*20.1*	*101*
Barium	*500*	*539*	*108*
Beryllium	*20.0*	*20.3*	*102*
Boron	*200*	*258*	*129*
Cadmium	*20.0*	*20.5*	*102*
Calcium	*100000*	*108933*	*109*
Iron	*100000*	*106133*	*106*
Lead	*20.0*	*21.3*	*106*
Magnesium	*100000*	*117067*	*117*
Manganese	*40.0*	*41.7*	*104*
Molybdenum	*2000*	*2409*	*120*
Potassium	*100000*	*120633*	*121*
Silver	*20.0*	*18.9*	*94*
Sodium	*100000*	*115667*	*116*
Th	*20.0*	*21.6*	*108*
Thallium	*20.0*	*21.0*	*105*
Tungsten	*20.0*	*21.8*	*109*
U	*20.0*	*22.8*	*114*

Calculations are performed before rounding to avoid round-off errors in calculated results.

FORM IVA-IN

9-IN
DETECTION LIMITS
METALS

Lab Name: TestAmerica Burlington Job Number: 240-1702-1

SDG Number:

Matrix: Water Instrument ID: METICPMS2

Method: 6020 MDL Date: 08/06/2010 10:09

Prep Method: 3010A

Analyte	Wavelength/ Mass	RL (ug/L)	MDL (ug/L)
Antimony		2	0.073
Arsenic		5	0.092
Barium		5	0.42
Beryllium		1	0.092
Cadmium		1	0.046
Chromium		2	0.11
Cobalt		1	0.049
Copper		2	0.23
Lead		1	0.024
Molybdenum		2	0.42
Nickel		2	0.63
Selenium		5	0.32
Silver		1	0.014
Thallium		2	0.079
Vanadium		20	0.3
Zinc		20	0.5

9-IN
CALIBRATION BLANK DETECTION LIMITS
METALS

Lab Name: TestAmerica Burlington Job Number: 240-1702-1

SDG Number:

Matrix: Water Instrument ID: METICPMS2

Method: 6020 XMDL Date: 08/06/2010 10:09

Analyte	Wavelength/ Mass	XRL (ug/L)	XMDL (ug/L)
Antimony		2	0.073
Arsenic		5	0.092
Barium		5	0.42
Beryllium		1	0.092
Cadmium		1	0.046
Chromium		2	0.11
Cobalt		1	0.049
Copper		2	0.23
Lead		1	0.024
Molybdenum		2	0.42
Nickel		2	0.63
Selenium		5	0.32
Silver		1	0.14
Thallium		2	0.079
Vanadium		20	0.3
Zinc		20	0.5

9-IN
DETECTION LIMITS
METALS - DISSOLVED

Lab Name: TestAmerica Burlington Job Number: 240-1702-1

SDG Number:

Matrix: Water Instrument ID: METICPMS2

Method: 6020 MDL Date: 08/06/2010 10:09

Prep Method: 3010A

Analyte	Wavelength/ Mass	RL (ug/L)	MDL (ug/L)
Antimony		2	0.073
Arsenic		5	0.092
Barium		5	0.42
Beryllium		1	0.092
Cadmium		1	0.046
Chromium		2	0.11
Cobalt		1	0.049
Copper		2	0.23
Lead		1	0.024
Magnesium	25	1000	1.6
Molybdenum		2	0.42
Nickel		2	0.63
Selenium		5	0.32
Silver		1	0.014
Thallium		2	0.079
Vanadium		20	0.3
Zinc		20	0.5

9-IN
CALIBRATION BLANK DETECTION LIMITS
METALS - DISSOLVED

Lab Name: TestAmerica Burlington Job Number: 240-1702-1

SDG Number:

Matrix: Water Instrument ID: METICPMS2

Method: 6020 XMDL Date: 08/06/2010 10:09

Analyte	Wavelength/ Mass	XRL (ug/L)	XMDL (ug/L)
Antimony		2	0.073
Arsenic		5	0.092
Barium		5	0.42
Beryllium		1	0.092
Cadmium		1	0.046
Chromium		2	0.11
Cobalt		1	0.049
Copper		2	0.23
Lead		1	0.024
Magnesium		1000	1.6
Molybdenum		2	0.42
Nickel		2	0.63
Selenium		5	0.32
Silver		1	0.14
Thallium		2	0.079
Vanadium		20	0.3
Zinc		20	0.5

11-IN
LINEAR RANGES
METALS

Lab Name: TestAmerica Burlington Job No: 240-1702-1

SDG No.:

Instrument ID: METICPMS2 Date: 05/07/2011 00:00

Analyte	Integ. Time (Sec.)	Concentration (ug/L)	Method
Antimony		500	6020
Arsenic		500	6020
Barium		12500	6020
Beryllium		500	6020
Cadmium		500	6020
Chromium		1000	6020
Cobalt		2500	6020
Copper		1000	6020
Lead		100	6020
Magnesium		250000	6020
Molybdenum		5000	6020
Nickel		1000	6020
Selenium		500	6020
Silver		500	6020
Thallium		500	6020
Vanadium		1000	6020
Zinc		500	6020

13-IN
ANALYSIS RUN LOG
METALS

Lab Name: TestAmerica Burlington Job No.: 240-1702-1

SDG No.:

Instrument ID: MEPCV3 II Method: 7470A

Start Date: 07/15/2011 14:03 End Date: 07/15/2011 14:59

Lab Sample ID	D/F	Type	Time	Analytes: Hg
IC 200-21533/1-A			14:03	X
IC 200-21533/2-A			14:04	X
IC 200-21533/3-A			14:06	X
IC 200-21533/4-A			14:08	X
IC 200-21533/5-A			14:11	X
IC 200-21533/6-A			14:14	X
ICV 200-21533/7-A	1		14:16	X
ICB 200-21533/8-A	1		14:18	X
CCV 200-21533/9-A	1		14:21	X
CCB 200-21533/10-A	1		14:23	X
MB 200-21533/11-A	1	T	14:25	X
LCS 200-21533/12-A	1	T	14:27	X
240-1702-1	1	T	14:29	X
240-1702-1	1	D	14:31	X
ZZZZZZ			14:33	
ZZZZZZ			14:35	
ZZZZZZ			14:37	
ZZZZZZ			14:40	
ZZZZZZ			14:41	
CCV 200-21533/9-A	1		14:43	X
CCB 200-21533/10-A	1		14:46	X
ZZZZZZ			14:48	
ZZZZZZ			14:50	
ZZZZZZ			14:52	
ZZZZZZ			14:54	
CCV 200-21533/9-A			14:56	
CCB 200-21533/10-A			14:59	

Prep Types
D = Dissolved
T = Total/NA

2A-IN
CALIBRATION VERIFICATIONS
METALS

Lab Name: TestAmerica Burlington Job No.: 240-1702-1

SDG No.:

ICV Source: MEHGICVw_00010 Concentration Units: ug/L

CCV Source: MEHGCCVw_00287

	ICV 200-21533/7-A 07/15/2011 14:16				CCV 200-21533/9-A 07/15/2011 14:21				CCV 200-21533/9-A 07/15/2011 14:43			
Analyte	Found	C	True	%R	Found	C	True	%R	Found	C	True	%R
Mercury	2.72		3.00	91	5.07		5.00	101	5.07		5.00	101

Note! Calculations are performed before rounding to avoid round-off errors in calculated results.
Italicized analytes were not requested for this sequence.

12-IN
PREPARATION LOG
METALS

Lab Name: TestAmerica Burlington Job No.: 240-1702-1

SDG No.:

Prep Method: 7470A

Lab Sample ID	Preparation Date	Prep Batch	Initial Weight	Initial Volume (mL)	Final Volume (mL)
MB 200-21533/11-A	07/14/2011 11:15	21533		50	50
LCS 200-21533/12-A	07/14/2011 11:15	21533		50	50
240-1702-1	07/14/2011 11:15	21533		50	50
240-1702-1	07/14/2011 11:15	21533		50	50

7A-IN
LAB CONTROL SAMPLE
METALS

Lab ID: LCS 200-21533/12-A

Lab Name: TestAmerica Burlington Job No.: 240-1702-1

Sample Matrix: Water LCS Source: MEHGCCVw_00287

Analyte	Water(ug/L)						
	True	Found	C	%R	Limits	Q	Method
Mercury	1.00	1.05		105	85 115		7470A

Calculations are performed before rounding to avoid round-off errors in calculated results.

FORM VIIA - IN

3-IN
INSTRUMENT BLANKS
METALS

Lab Name: TestAmerica Burlington Job No.: 240-1702-1

SDG No.:

Concentration Units: ug/L

		ICB 200-21533/8-A 07/15/2011 14:18		CCB 200-21533/10-A 07/15/2011 14:23		CCB 200-21533/10-A 07/15/2011 14:46			
Analyte	RL	Found	C	Found	C	Found	C	Found	C
Mercury	0.20	0.20	U	0.20	U	0.20	U		

Italicized analytes were not requested for this sequence.

3-IN
METHOD BLANK
METALS

Lab Name: TestAmerica Burlington Job No.: 240-1702-1

SDG No.:

Concentration Units: ug/L Lab Sample ID: MB 200-21533/11-A

Instrument Code: MEPCV3 II Batch No.: 22005

CAS No.	Analyte	Concentration	C	Q	Method
7439-97-6	Mercury	0.20	U		7470A

FORM III-IN

9-IN
DETECTION LIMITS
METALS - DISSOLVED

Lab Name: TestAmerica Burlington Job Number: 240-1702-1

SDG Number:

Matrix: Water Instrument ID: MEPCV3 II

Method: 7470A MDL Date: 05/05/2011 17:06

Prep Method: 7470A

Analyte	Wavelength/ Mass	RL (ug/L)	MDL (ug/L)
Mercury		0.2	0.066

FORM IX - IN

9-IN
CALIBRATION BLANK DETECTION LIMITS
METALS - DISSOLVED

Lab Name: TestAmerica Burlington Job Number: 240-1702-1

SDG Number:

Matrix: Water Instrument ID: MEPCV3 II

Method: 7470A XMDL Date: 05/05/2011 17:07

Analyte	Wavelength/ Mass	XRL (ug/L)	XMDL (ug/L)
Mercury		0.2	0.066

FORM IX - IN

9-IN
DETECTION LIMITS
METALS

Lab Name: TestAmerica Burlington Job Number: 240-1702-1

SDG Number:

Matrix: Water Instrument ID: MEPCV3 II

Method: 7470A MDL Date: 05/05/2011 17:06

Prep Method: 7470A

Analyte	Wavelength/ Mass	RL (ug/L)	MDL (ug/L)
Mercury		0.2	0.066

9-IN
CALIBRATION BLANK DETECTION LIMITS
METALS

Lab Name: TestAmerica Burlington Job Number: 240-1702-1

SDG Number:

Matrix: Water Instrument ID: MEPCV3 II

Method: 7470A XMDL Date: 05/05/2011 17:07

Analyte	Wavelength/ Mass	XRL (ug/L)	XMDL (ug/L)
Mercury		0.2	0.066

FORM IX - IN

11-IN
LINEAR RANGES
METALS

Lab Name: TestAmerica Burlington Job No: 240-1702-1

SDG No.:

Instrument ID: MEPCV3 II Date: 01/01/2011 09:52

Analyte	Integ. Time (Sec.)	Concentration (ug/L)	Method
Mercury	10	10	7470A

ANALYTICAL METHODS SUMMARY

G1G070481

PARAMETER	ANALYTICAL METHOD
Perchlorate	MCAWW 314.0

References:

MCAWW "Methods for Chemical Analysis of Water and Wastes", EPA-600/4-79-020, March 1983 and subsequent revisions.

Sample Summary

TestAmerica West Sacramento Project Number G1G070481

WO#	Sample #	Client Sample ID	Sampling Date	Received Date
MKQF2	1	MSA-MW36S-070511	7/5/2011 11:30 AM	7/7/2011 09:00 AM

Notes(s):

- The analytical results of the samples listed above are presented on the following pages.
- All calculations are performed before rounding to avoid round-off errors in calculated results.
- Results noted as "ND" were not detected at or above the stated limit.
- This report must not be reproduced, except in full, without the written approval of the laboratory.
- Results for the following parameters are never reported on a dry weight basis: color, corrosivity, density, flashpoint, ignitability, layers, odor, paint filter test, pH, porosity, pressure, reactivity, redox potential, specific gravity, spot tests, solids, solubility, temperature, viscosity, and weight.

QC DATA ASSOCIATION SUMMARY

G1G070481

Sample Preparation and Analysis Control Numbers

SAMPLE#	MATRIX	ANALYTICAL METHOD	LEACH BATCH #	PREP BATCH #	MS RUN#
001	WATER	MCAWW 314.0		1201151	1201063

METHOD BLANK REPORT

General Chemistry

Client Lot #...: G1G070481 Matrix.....: WATER

PARAMETER	RESULT	REPORTING LIMIT	UNITS	METHOD	PREPARATION-ANALYSIS DATE	PREP BATCH #
Perchlorate		Work Order #: MK2V91AA		MB Lot-Sample #:	G1G200000-151	
	ND	1.0	ug/L	MCAWW 314.0	07/19/11	1201151
		Dilution Factor: 1				

NOTE(S):

Calculations are performed before rounding to avoid round-off errors in calculated results.

LABORATORY CONTROL SAMPLE EVALUATION REPORT

General Chemistry

Client Lot #...: G1G070481 Matrix.....: WATER

PARAMETER	PERCENT RECOVERY	RECOVERY LIMITS	METHOD	PREPARATION-ANALYSIS DATE	PREP BATCH #
Perchlorate		Work Order #: MK2V91AC	LCS Lot-Sample#: G1G200000-151		
	97	(85 - 115)	MCAWW 314.0	07/19/11	1201151
		Dilution Factor: 1			

NOTE(S):

Calculations are performed before rounding to avoid round-off errors in calculated results.

LABORATORY CONTROL SAMPLE DATA REPORT

General Chemistry

Client Lot #...: G1G070481 Matrix.....: WATER

PARAMETER	SPIKE AMOUNT	MEASURED AMOUNT	UNITS	PERCNT RECVRY	METHOD	PREPARATION-ANALYSIS DATE	PREP BATCH #
Perchlorate			Work Order #: MK2V91AC LCS Lot-Sample#: G1G200000-151				
	50.0	48.7	ug/L	97	MCAWW 314.0	07/19/11	1201151
			Dilution Factor: 1				

NOTE(S):

Calculations are performed before rounding to avoid round-off errors in calculated results.

MATRIX SPIKE SAMPLE EVALUATION REPORT

General Chemistry

Client Lot #...: G1G070481 Matrix.....: WATER
Date Sampled...: 06/28/11 Date Received..: 06/30/11

PARAMETER	PERCENT RECOVERY	RECOVERY LIMITS	RPD	RPD LIMITS	METHOD	PREPARATION-ANALYSIS DATE	PREP BATCH #
Perchlorate		WO#: MKMFH1AC-MS/MKMFH1AD-MSD				MS Lot-Sample #: G1G010477-001	
	108	(80 - 120)			MCAWW 314.0	07/19/11	1201151
	102	(80 - 120)	6.0	(0-20)	MCAWW 314.0	07/19/11	1201151
		Dilution Factor: 5					

NOTE(S):

Calculations are performed before rounding to avoid round-off errors in calculated results.

MATRIX SPIKE SAMPLE DATA REPORT

General Chemistry

Client Lot #...: G1G070481 Matrix.....: WATER
Date Sampled...: 06/28/11 Date Received..: 06/30/11

PARAMETER	SAMPLE AMOUNT	SPIKE AMT	MEASRD AMOUNT	UNITS	PERCNT RECVRY	RPD	METHOD	PREPARATION-ANALYSIS DATE	PREP BATCH #
Perchlorate			WO#: MKMFH1AC-MS/MKMFH1AD-MSD				MS Lot-Sample #: G1G010477-001		
	ND	250	270	ug/L	108		MCAWW 314.0	07/19/11	1201151
	ND	250	254	ug/L	102	6.0	MCAWW 314.0	07/19/11	1201151
			Dilution Factor: 5						

NOTE(S):

Calculations are performed before rounding to avoid round-off errors in calculated results.

TETRA TECH NUS, INC. **CALCULATION WORKSHEET** PAGE 1 OF 1

CLIENT	JOB NUMBER	
MSA - Compass Rose	03328	
SUBJECT		
Calculation Check - SDG 240-1702-1		
BASED ON	DRAWING NUMBER	
BY	CHECKED BY	APPROVED BY	DATE
J. Kaliyak			08/25/11

VOC - 2-butanone

$$\frac{6995 \times 10\,\mu g/l \times 5.0}{1234550 \times 0.0786 \times 5\,ml} \approx 0.72\,\mu g/l$$

Report Date: 19-Jul-2011 08:31:55 Chrom Revision: 1.2 13-Jul-2011 10:43:06

TestAmerica Laboratories
Target Compound Quantitation Report

Data File: \\NCChrom\ChromData\A3UX10\20110718-1954.b\UXX3249.D
Lims ID: 240-1702-C-1 Client ID: MSA-MW36S-070511
Inject. Date: 18-Jul-2011 14:57:30 Dil. Factor: 1.0000
Sample Type: Client
Sample ID: 240-0001954-011
Misc. Info.: P10718B,8260LLUX10,,1904 =P10718B,8260LLUX10,,1904
Operator: Instrument ID: A3UX10
Vol. Injected: 1.0000 ALS Bottle#: 5
Lims Batch ID: 8819 Lims Sample ID: 11
Detector: MS SCAN

Method: \\NCChrom\ChromData\A3UX10\20110718-1954.b\8260_10.m
Last Update: 19-Jul-2011 08:31:02 Calib Date: 06-Jul-2011 14:19:30
Quant Method: Internal Standard Quant By: Initial Calibration
Last ICal File: \\NCChrom\ChromData\A3UX10\20110706-1654.b\UXX3026.D
Limit Group: MSV 8260DOD ICAL
Integrator: RTE ID Type: Deconvolution ID
Process Host: CORP-CTX-17

First Level Reviewer: quayler Date: 19-Jul-2011 08:31:55

Compound	Sig	RT	EXP RT	DLT RT	Q	Response	On-Col Amt ug/l	Flags
* 1 Fluorobenzene	96	5.115	5.116	-0.001	99	1234550	10.0	
* 2 Chlorobenzene-d5	117	7.789	7.791	-0.002	86	935795	10.0	
* 3 1,4-Dichlorobenzene-d4	152	10.037	10.039	-0.002	95	514293	10.0	
$ 5 Dibromofluoromethane (Surr)	113	4.535	4.537	-0.002	57	266572	9.46	
$ 6 1,2-Dichloroethane-d4 (Surr)	65	4.819	4.821	-0.002	0	363502	11.0	
$ 7 Toluene-d8 (Surr)	98	6.476	6.477	-0.001	94	1052393	10.7	
$ 131 4-Bromofluorobenzene (Surr)	95	8.901	8.903	-0.002	88	372006	9.13	
133 Benzyl chloride	126		0.000					
134 Chlorodifluoromethane TIC	1		0.000					
12 Dichlorodifluoromethane	85		1.484					
13 Chloromethane	50		1.614					
14 Vinyl chloride	62		1.709					
15 Bromomethane	94		1.993					
16 Chloroethane	64		2.075					
17 Dichlorofluoromethane	67		2.241					
18 Trichlorofluoromethane	101		2.300					
19 Ethyl ether	59		2.513					
20 Acrolein	56		2.608					
21 1,1-Dichloroethene	96		2.714					
22 Acetone	43	2.737	2.726	0.011	87	33133	3.36	
23 1,1,2-Trichloro-1,2,2-trifluoroethane	151		2.738					
24 Iodomethane	142		2.844					
25 Methylal	45		2.856					
26 Carbon disulfide	76		2.915					
27 Acetonitrile	41		2.951					
28 Methyl acetate	43		3.010					
29 3-Chloro-1-propene	76		3.010					
30 Methylene Chloride	84		3.093					
31 2-Methyl-2-propanol	59		3.164					
32 Acrylonitrile	53		3.282					
34 Methyl tert-butyl ether	73		3.330					

Report Date: 19-Jul-2011 08:31:55 Chrom Revision: 1.2 13-Jul-2011 10:43:06
Data File: \\NCChrom\ChromData\A3UX10\20110718-1954.b\UXX3249.D

Compound	Sig	RT	EXP RT	DLT RT	Q	Response	On-Col Amt ug/l	Flags
33 trans-1,2-Dichloroethene	96		3.330					
35 Hexane	86		3.566					
36 1,1-Dichloroethane	63		3.673					
37 Vinyl acetate	86		3.708					
38 Isopropyl ether	87		3.732					
39 2-Chloro-1,3-butadiene	53		3.756					
40 Tert-butyl ethyl ether	59		4.028					
41 2-Butanone (MEK)	43	4.145	4.146	-0.001	62	6995	0.7206	
42 cis-1,2-Dichloroethene	96		4.146					
43 2,2-Dichloropropane	77		4.158					
44 Propionitrile	54		4.194					
45 Ethyl acetate	43		4.194					
46 Methacrylonitrile	41		4.324					
47 Chlorobromomethane	128		4.347					
48 Tetrahydrofuran	42		4.395					
49 Chloroform	83		4.406					
50 1,1,1-Trichloroethane	97		4.584					
51 Cyclohexane	56		4.643					
52 1,1-Dichloropropene	75		4.714					
53 Carbon tetrachloride	117		4.726					
54 Isobutyl alcohol	41		4.762					
56 1,2-Dichloroethane	62		4.880					
55 Benzene	78		4.892					
57 Tert-amyl methyl ether	73		4.975					
58 n-Heptane	100		5.105					
59 n-Butanol	56		5.318					
60 Trichloroethene	130		5.424					
61 Ethyl acrylate	55		5.605					
63 Methylcyclohexane	83		5.613					
62 1,2-Dichloropropane	63		5.613					
64 Methyl methacrylate	41		5.684					
65 Dibromomethane	93		5.708					
66 1,4-Dioxane	88		5.720					
67 Dichlorobromomethane	83		5.838					
68 2-Nitropropane	41		6.016					
69 2-Chloroethyl vinyl ether	63		6.087					
70 cis-1,3-Dichloropropene	75		6.229					
71 4-Methyl-2-pentanone (MIBK)	43		6.347					
72 Toluene	91		6.536					
73 trans-1,3-Dichloropropene	75		6.702					
74 Ethyl methacrylate	69		6.785					
75 1,1,2-Trichloroethane	97		6.879					
76 1,3-Dichloropropane	76		7.033					
77 Tetrachloroethene	164		7.045					
78 2-Hexanone	43		7.092					
132 n-Butyl acetate	56		7.211					
79 Chlorodibromomethane	129		7.246					
80 Tetrahydrothiophene	60		7.255					
123 Ethylene Dibromide	107		7.365					
81 1-Chlorohexane	91		7.788					
82 Chlorobenzene	112		7.814					
83 1,1,1,2-Tetrachloroethane	131		7.885					

FORM VII
GC/MS VOA CONTINUING CALIBRATION DATA

Lab Name: TestAmerica North Canton Job No.: 240-1702-1

SDG No.:

Lab Sample ID: ICV 240-7323/8 Calibration Date: 07/06/2011 14:40

Instrument ID: A3UX10 Calib Start Date: 07/06/2011 12:32

GC Column: DB-624 ID: 0.18(mm) Calib End Date: 07/06/2011 14:19

Lab File ID: UXX3027.D Conc. Units: ug/L Heated Purge: (Y/N) N

ANALYTE	CURVE TYPE	AVE RRF	RRF	MIN RRF	CALC AMOUNT	SPIKE AMOUNT	%D	MAX %D
Dichlorodifluoromethane	Ave	0.2199	0.2340		10.6	10.0	6.4	20.0
Chloromethane	Ave	0.2917	0.3063	0.1000	10.5	10.0	5.0	20.0
Vinyl chloride	Ave	0.3098	0.3232		10.4	10.0	4.3	20.0
Bromomethane	Ave	0.1734	0.1658		9.56	10.0	-4.4	20.0
Chloroethane	Ave	0.2129	0.2060		9.68	10.0	-3.2	20.0
Trichlorofluoromethane	Ave	0.3076	0.3355		10.9	10.0	9.1	20.0
Acrolein	Ave	0.0343	0.0338		29.6	30.0	-1.4	20.0
1,1-Dichloroethene	Ave	0.2342	0.2519		10.8	10.0	7.5	20.0
Acetone	Ave	0.0799	0.0707		17.7	20.0	-11.4	20.0
1,1,2-Trichloro-1,2,2-trichfluoroethane	Ave	0.1914	0.2139		11.2	10.0	11.7	20.0
Iodomethane	Ave	0.4008	0.4573		11.4	10.0	14.1	20.0
Carbon disulfide	Ave	0.7330	0.8033		11.0	10.0	9.6	20.0
Acetonitrile	Ave	0.0302	0.0290		28.8	30.0	-4.0	20.0
Methyl acetate	Ave	0.1767	0.1602		9.07	10.0	-9.3	20.0
Methylene Chloride	Lin1		0.3122		10.6	10.0	6.0	20.0
tert-Butyl alcohol	Ave	0.0148	0.0142		191	200	-4.6	20.0
Acrylonitrile	Ave	0.0913	0.0894		29.4	30.0	-2.1	20.0
Methyl tert-butyl ether	Ave	0.6577	0.6522		9.92	10.0	-0.8	20.0
trans-1,2-Dichloroethene	Ave	0.2745	0.2916		10.6	10.0	6.2	20.0
Hexane	Ave	0.0557	0.0604		10.8	10.0	8.5	20.0
1,1-Dichloroethane	Ave	0.4643	0.4878	0.1000	10.5	10.0	5.1	20.0
Vinyl acetate	Lin1		0.0420		13.3	10.0	33.0*	20.0
2-Butanone	Ave	0.0786	0.0718		18.3	20.0	-8.7	20.0
cis-1,2-Dichloroethene	Ave	0.2873	0.2916		10.1	10.0	1.5	20.0
2,2-Dichloropropane	Ave	0.2590	0.2653		10.2	10.0	2.4	20.0
Bromochloromethane	Ave	0.1365	0.1388		10.2	10.0	1.7	20.0
Tetrahydrofuran	Ave	0.0532	0.0506		9.51	10.0	-4.9	20.0
Chloroform	Ave	0.4556	0.4791		10.5	10.0	5.2	20.0
1,1,1-Trichloroethane	Ave	0.3423	0.3542		10.3	10.0	3.5	20.0
Cyclohexane	Ave	0.4157	0.4294		10.3	10.0	3.3	20.0
1,1-Dichloropropene	Ave	0.3196	0.3305		10.3	10.0	3.4	20.0
Carbon tetrachloride	Ave	0.2775	0.2912		10.5	10.0	4.9	20.0
1,2-Dichloroethane	Ave	0.3142	0.3212		10.2	10.0	2.2	20.0
Benzene	Ave	0.9701	0.9900		10.2	10.0	2.1	20.0
Trichloroethene	Ave	0.2315	0.2310		9.98	10.0	-0.2	20.0
1,2-Dichloropropane	Ave	0.2056	0.2134		10.4	10.0	3.8	20.0
Methylcyclohexane	Ave	0.4096	0.4296		10.5	10.0	4.9	20.0
Dibromomethane	Ave	0.1209	0.1286		10.6	10.0	6.4	20.0
Bromodichloromethane	Ave	0.2466	0.2481		10.1	10.0	0.6	20.0
2-Chloroethyl vinyl ether	Lin1		0.0779		9.44	10.0	-5.6	20.0

Tetra Tech NUS **INTERNAL CORRESPONDENCE**

TO: D. MURALI **DATE:** SEPTEMBER 23, 2011

FROM: LEIGH A. CIOFANI **COPIES:** DV FILE

SUBJECT: ORGANIC DATA VALIDATION - VOC / SVOC / TPH AS DRO AND GRO
MARTIN STATE AIRPORT
SAMPLE DELIVERY GROUP (SDG) 240-1564-1

SAMPLES: 7 / Aqueous /

MSA-MW-35S-062811	MSA-MW-37S-062811	MSA-MW-39S-062811
MSA-MW30I-062911	MSA-MW38S-062911	TB-062811
TB-062911		

OVERVIEW

The sample set for Martin State Airport, SDG 240-1564-1, consists of five (5) aqueous environmental samples and two (2) trip blanks. There are no field duplicate pairs associated with this SDG.

Samples were analyzed for volatile organic compounds (VOC), semivolatile organic compounds (SVOC), and total petroleum hydrocarbons (TPH) as diesel range organics (DRO) and gasoline range organics (GRO).

The samples were collected by Tetra Tech, NUS on June 28 and 29, 2011 and analyzed by TestAmerica Laboratories, Inc. All analyses were conducted in accordance with SW-846 Method 8260B/C, 8270C, and 8015B analysis and reporting protocols.

The data in this SDG were validated with regard to the following parameters: data completeness, holding times, GC/MS tuning, initial/continuing calibrations, laboratory method/field blank results, surrogate spike recovery, internal standard recoveries, blank spike/blank spike duplicate results, matrix spike/matrix spike duplicate results, compound identification, tentatively identified compounds, compound quantitation, and detection limits. Problems affecting data quality are discussed below; documentation supporting these findings is presented in Appendix C. Qualified Analytical results are presented in Appendix A. Results as reported by the laboratory are presented in Appendix B.

Major Problems

- The VOC initial calibration run on 07/06/11 on instrument A3UX10 had relative response factors (RRFs) less than the acceptance limit of 0.05 for tert-butyl alcohol and vinyl acetate affecting sample TB-062911. The non-detected results for tert-butyl alcohol and vinyl acetate were rejected (UR) in TB-062911.

- The VOC continuing calibration run on 07/07/11 at 13:17 on instrument A3UX10 had RRFs less than 0.05 for tert-butyl alcohol and vinyl acetate affecting TB-062911. Non-detected results for these compounds were rejected (UR) in TB-062911.

- The VOC initial calibration run on 05/27/11 on instrument A3UX15 had RRFs less than 0.05 for tert-butyl alcohol and vinyl acetate affecting sample TB-062811. Non-detected results for these compounds were rejected (UR) in sample TB-062811.

- The VOC continuing calibration run on 07/06/11 at 10:50 on instrument A3UX15 had RRFs that were less than 0.05 for tert-butyl alcohol and vinyl acetate affecting TB-062811. Non-detected results for

these compounds were rejected (UR) in TB-062811.

- The VOC initial calibration run on 07/06/11 on instrument A3UX10 had RRF results less than 0.05 for tert-butyl alcohol and vinyl acetate. Samples MSA-MW-35S-062811, MSA-MW-37S-062811, MSA-MW-39S-062811, MSA-MW30I-062911, and MSA-MW38S-062911 were affected. Non-detected results for tert-butyl alcohol and vinyl acetate were rejected (UR) in the affected samples.

- The VOC initial calibration verification ICV 240-7323/8 run on 07/06/11 at 14:40 on instrument A3UX10 had RRFs less than 0.05 for tert-butyl alcohol and vinyl acetate. The percent difference for vinyl acetate also was greater than the acceptance limit of 20%. Non-detected results for tert-butyl alcohol and vinyl acetate were rejected due to calibration RRFs in the associated samples: MSA-MW-35S-062811, MSA-MW-37S-062811, MSA-MW-39S-062811, MSA-MW30I-062911, and MSA-MW38S-062911. No further action was necessary due to the percent difference for vinyl acetate.

- The VOC matrix spike/matrix spike duplicate (MS/MSD) run on MSA-MW30I-062911 had 0% recoveries for 2-chloroethyl vinyl ether. The non-detected result for 2-chloroethyl vinyl ether in the original unspiked sample MSA-MW30I-062911 was rejected (UR) on this basis.

Minor Problems

- The VOC continuing calibration run on 07/06/11 at 10:50 on instrument A3UX15 had a percent difference result that was greater than 20% but less than 50% for acetone affecting TB-062811. The positive result for acetone in TB-062811 was qualified as estimated (J).

- The DRO continuing calibration CCVRT 240-7126/9 run on 07/05/11 at 13:49 on instrument A2HP14R had a percent difference result for diesel that exceeded the 15% acceptance limit. Samples MSA-MW30I-062911 and MSA-MW38S-062911 were affected by this calibration. The non-detected diesel results were qualified as estimated (UJ) in the affected samples.

- The following VOC analytes were detected in the method blanks and trip blanks at the following maximum concentrations:

Analyte	Maximum Concentration	Action Level
1,2,3-Trichlorobenzene	0.432 ug/L[(1)]	2.16 ug/L
Naphthalene	0.386 ug/L[(1)]	1.93 ug/L
Acetone	9.9 ug/L[(2)]	99 ug/L
Acetone	1.2 ug/L[(3)]	12 ug/L
Methylene chloride	0.376 ug/L[(4)]	3.76 ug/L

1 – Maximum concentration detected in method blank 240-7533 affecting TB062911.
2 – Maximum concentration detected in trip blank 06/28/11.
3 – Maximum concentration detected in trip blank 06/29/11.
4 – Maximum concentration detected in method blank 240-7323/11 affecting all samples except trip blanks.

Action levels of 10x the maximum concentrations of acetone and methylene chloride and 5x the maximum concentrations of all other analytes were used to evaluate the sample data for blank contamination. Sample aliquot and dilution factors, if applicable, were taken into consideration in evaluating for blank contamination. Positive results for acetone reported to be less than the action levels were qualified as non-detected due to blank contamination (B). Trip blanks were not qualified due to blank contamination.

- The following GRO analytes were detected in the method blanks at the following maximum concentrations:

Analyte	Maximum Concentration	Action Level
TPH (C6-C10)	33.6 ug/L[(1)]	168 ug/L
TPH (C6-C10)	30.1 ug/L[(2)]	150.5 ug/L

1 – Maximum concentration detected in method blank 240-7018/11 affecting all samples except MSA-MW30I-062911.
2 – Maximum concentration detected in method blank 240-7464/6 affecting MSA-MW30I-062911.

Action levels of 5x the maximum concentrations were used to evaluate the sample data for blank contamination. Sample aliquot and dilution factors, if applicable, were taken into consideration in evaluating for blank contamination. Positive results for GRO reported to be less than the action levels were qualified as non-detected due to blank contamination (B).

- Positive results between the method detection limit and the reporting limit were qualified as estimated (J) due to uncertainty near the detection limit.

Notes

Tentatively identified compounds (TICs) were identified in three samples (MSA-MW-35S-062811, MSA-MW-39S-062811, and TB-062811). The TICs were qualified as presumptively present (JN).

One VOC sample was analyzed using a dilution factor greater than 1 as follows:

VOC Sample	Dilution Factor
MSA-MW30I-062911	20

The VOC continuing calibration run on 07/07/11 at 13:17 on instrument A3UX10 had percent difference results greater than 20% but less than 50% for dichlorodifluoromethane and diisopropyl ether. No action was necessary because these compounds were non-detected in the affected sample, TB-062911.

The VOC continuing calibration run on 07/06/11 at 10:50 on instrument A3UX15 had percent difference results that were greater than 20% but less than 50% for tert-butyl alcohol, trichlorofluoromethane, 1,2,4-trichlorobenzene, hexachlorobutadiene, naphthalene, and 1,2,3-trichlorobenzene affecting TB-062811. No further action was necessary for tert-butyl alcohol because this compound was rejected due to calibration RRFs. No action was necessary for the other compounds because these compounds were non-detected in TB-062811.

The VOC continuing calibration run on 07/06/11 at 11:12 on instrument A3UX15 had a percent difference that was greater than 20% but less than 50% for 1,2,3-trimethylbenzene affecting sample TB-062811. No action was necessary because the result for this compound was non-detected in TB-062811.

The VOC continuing calibration CCV 240-7323/9 run on 07/06/11 at 15:02 on instrument A3UX10 had a percent difference result for diisopropyl ether that exceeded the 20% acceptance limit but was less than 50%. Samples MSA-MW-35S-062811, MSA-MW-37S-062811, MSA-MW-39S-062811, MSA-MW30I-062911, and MSA-MW38S-062911 were affected. No action was necessary because results for diisopropyl ether were non-detected in the affected samples.

The SVOC initial calibration run on 07/11/11 on instrument A4AG2 had relative standard deviations (RSDs) for benzaldehyde and 2,4-dinitrophenol that were greater than the 15% acceptance limit but less than 50%. Samples MSA-MW-35S-062811, MSA-MW-37S-062811, MSA-MW-39S-062811, and MSA-MW38S-062911 were associated with this calibration. No action was necessary because results for benzaldehyde and 2,4-dinitrophenol are non-detected in the associated samples.

The SVOC initial calibration run on 07/18/11 on instrument A4AG2 had RSDs that were greater than the 15% quality control limit but less than 50% for 2,4-dimethylphenol and 4-chloro-3-methylphenol affecting sample MSA-MW30I-062911. No action was necessary because the results for 2,4-methylphenol and 4-chloro-3-methylphenol are non-detected in the associated sample.

The SVOC continuing calibration CCV 240-9245/4 run on 07/21/11 at 11:57 on instrument A4AG2 had a percent difference for benzaldehyde that was greater than the 20% control limit but less than 50% affecting sample MSA-MW30I-062911. No action was necessary because the result for benzaldehyde was non-detected in the affected sample.

The GRO continuing calibration CCV 240-7018/23 run on 07/04/11 at 05:28 on instrument YPID had a percent difference that was greater than the 15% acceptance limit. Samples MSA-MW-35S-062811, MSA-MW-37S-062811, MSA-MW-39S-062811, and MSA-MW38S-062911 were affected. No action was taken because the results for GRO in the affected samples were qualified as non-detected due to blank contamination (B) as stated previously.

The VOC laboratory control sample (LCS) 240-7283/4 had percent recoveries that were greater than laboratory acceptance limits for 1,2,3-trichlorobenzene and tert-butyl alcohol affecting TB-062811. No action was necessary because these compounds were non-detected in TB-062811.

The VOC LCS 240-7323 had a percent recovery for diisopropyl ether that was greater than laboratory acceptance limits. Samples MSA-MW-35S-062811, MSA-MW-37S-062811, MSA-MW-39S-062811, MSA-MW30I-062911, and MSA-MW38S-062911 were affected. No action was necessary because results for diisopropyl ether were non-detected in the affected samples.

VOC MS/MSD results from samples 240-1543 and 240-1472 had 0% recoveries for 2-chloroethyl vinyl ether. Additionally, the MSD 240-1543 had a high percent recovery for tert-butyl alcohol, the MS 240-1472 had low recoveries for cis-1,2-dichloroethene and tert-butyl alcohol, and the MSD 240-1472 had a high relative percent difference for tert-butyl alcohol. No action was taken because the MS/MSDs were not performed on samples included in this SDG.

VOC MS/MSD results from sample 240-1573-A-6 had 0% recoveries for 2-chloroethyl vinyl ether. No action was necessary because this MS/MSD analysis was not performed on a sample included in this SDG.

The VOC MS/MSD performed on sample MSA-MW30I-062911 had a MSD percent recovery less than the laboratory acceptance limit and a relative percent difference greater than the acceptance limit for tert-butyl alcohol. No action was taken because the MS percent recovery and LCS percent recovery for tert-butyl alcohol were within acceptance limits.

No SVOC MS/MSD results were reported, as stated in the laboratory narrative.

EXECUTIVE SUMMARY

Laboratory Performance Issues: Tert-butyl alcohol and vinyl acetate results were rejected in all samples due to calibration non-compliance. One VOC and two DRO results were qualified due to calibration non-compliance. Several GRO results were qualified as non-detected due to lab blank contamination.

Other Factors Affecting Data Quality: Several VOC results were qualified as non-detected due to field blank contamination. Results for one VOC compound were rejected due to MS/MSD non-compliance in the original unspiked sample. Positive results between the method detection limit and reporting limit were qualified due to uncertainty near the detection limit.

The data for these analyses were reviewed with reference to the "Region III Modifications to the National Functional Guidelines for Organic Data Review" (09/94). The text of this report has been formulated to address only those problem areas affecting data quality.

Tetra Tech NUS

Leigh A. Ciofani
Environmental Scientist/Data Validator

TetraTech NUS

Joseph A. Samchuck
Data Validation Quality Assurance Officer

Attachments:

1. Appendix A – Qualified Analytical Results
2. Appendix B – Results as Reported by the Laboratory
3. Appendix C – Support Documentation

APPENDIX A

QUALIFIED ANALYTICAL RESULTS

Data Validation Qualifier Codes:

A = Lab Blank Contamination
B = Field Blank Contamination
C = Calibration Noncompliance (e.g. % RSDs, %Ds, ICVs, CCVs, RRFs, etc.)
C01 = GC/MS Tuning Noncompliance
D = MS/MSD Recovery Noncompliance
E = LCS/LCSD Recovery Noncompliance
F = Lab Duplicate Imprecision
G = Field Duplicate Imprecision
H = Holding Time Exceedance
I = ICP Serial Dilution Noncompliance
J = GFAA PDS - GFAA MSA's $r < 0.995$
K = ICP Interference - includes ICS % R Noncompliance
L = Instrument Calibration Range Exceedance
M = Sample Preservation Noncompliance
N = Internal Standard Noncompliance
N01 = Internal Standard Recovery Noncompliance Dioxins
N02 = Recovery Standard Noncompliance Dioxins
N03 = Clean-up Standard Noncompliance Dioxins
O = Poor Instrument Performance (e.g. base-line drifting)
P = Uncertainty near detection limit (< 2 x IDL for inorganics and <CRQL for organics)
Q = Other problems (can be any number of issues; e.g. poor chromatography,interferences, etc.)
R = Surrogates Recovery Noncompliance
S = Pesticide/PCB Resolution
T = % Breakdown Noncompliance for DDT and Endrin
U = % Difference between columns/detectors >25% for positive results determined via GC/HPLC
V = Non-linear calibrations; correlation coefficient $r < 0.995$
W = EMPC result
X = Signal to noise response drop
Y = Percent solids <30%
Z = Uncertainty at 2 sigma deviation is greater than sample activity

PROJ_NO: 03328	NSAMPLE	MSA-MW30I-062911			MSA-MW-35S-062811			MSA-MW-37S-062811			MSA-MW38S-062911		
SDG: 240-1564-1	LAB_ID	240-1591-2			240-1564-2			240-1564-3			240-1591-1		
FRACTION: OV	SAMP_DATE	6/29/2011			6/28/2011			6/28/2011			6/29/2011		
MEDIA: WATER	QC_TYPE	NM			NM			NM			NM		
	UNITS	UG/L			UG/L			UG/L			UG/L		
	PCT_SOLIDS	0.0			0.0			0.0			0.0		
	DUP_OF												
PARAMETER		RESULT	VQL	QLCD	RESULT	VQL	QLCD	RESULT	VQL	QLCD	RESULT	VQL	QLCD
1,1,1,2-TETRACHLOROETHANE		4.6	U		0.23	U		0.23	U		0.23	U	
1,1,1-TRICHLOROETHANE		4.4	U		0.22	U		0.22	U		0.22	U	
1,1,2,2-TETRACHLOROETHANE		3.6	U		0.18	U		0.18	U		0.18	U	
1,1,2-TRICHLOROTRIFLUOROETHANE		5.6	U		0.28	U		0.28	U		0.28	U	
1,1-DICHLOROETHANE		3	U		1.1			0.15	U		0.15	U	
1,1-DICHLOROETHENE		3.8	U		0.19	U		0.19	U		0.19	U	
1,1-DICHLOROPROPENE		2.6	U		0.13	U		0.13	U		0.13	U	
1,2,3-TRICHLOROBENZENE		3.4	U		0.17	U		0.17	U		0.17	U	
1,2,3-TRICHLOROPROPANE		8.6	U		0.43	U		0.43	U		0.43	U	
1,2,3-TRIMETHYLBENZENE		0.12	U		0.0059	U		0.0059	U		0.0059	U	
1,2,4-TRICHLOROBENZENE		3	U		0.15	U		0.15	U		0.15	U	
1,2,4-TRIMETHYLBENZENE		2.4	U		0.12	U		0.12	U		0.12	U	
1,2-DIBROMO-3-CHLOROPROPANE		13	U		0.67	U		0.67	U		0.67	U	
1,2-DIBROMOETHANE		4.8	U		0.24	U		0.24	U		0.24	U	
1,2-DICHLOROBENZENE		2.6	U		0.13	U		0.13	U		0.13	U	
1,2-DICHLOROETHANE		4.4	U		0.22	J	P	0.22	U		0.22	U	
1,2-DICHLOROPROPANE		3.6	U		0.18	U		0.18	U		0.18	U	
1,3-DICHLOROBENZENE		2.8	U		0.14	U		0.14	U		0.14	U	
1,3-DICHLOROPROPANE		3.2	U		0.16	U		0.16	U		0.16	U	
1,4-DICHLOROBENZENE		2.6	U		0.13	U		0.13	U		0.13	U	
2,2-DICHLOROPROPANE		2.6	U		0.13	U		0.13	U		0.13	U	
2-BUTANONE		11	U		0.57	U		0.57	U		0.57	U	
2-CHLOROETHYL VINYL ETHER		20	UR	D	0.99	U		0.99	U		0.99	U	
2-CHLOROTOLUENE		2.2	U		0.11	U		0.11	U		0.11	U	
2-HEXANONE		8.2	U		0.41	U		0.41	U		0.41	U	
4-CHLOROTOLUENE		3.6	U		0.18	U		0.18	U		0.18	U	
4-ISOPROPYLTOLUENE		2.4	U		0.12	U		0.12	U		0.12	U	
4-METHYL-2-PENTANONE		6.4	U		0.32	U		0.32	U		0.32	U	
ACETONE		36	B	B	7.2	B	B	1.3	B	B	1.3	B	B
BENZENE		2.6	U		0.31	J	P	0.13	U		0.13	U	
BROMOBENZENE		2.6	U		0.13	U		0.13	U		0.13	U	
BROMOCHLOROMETHANE		5.8	U		0.29	U		0.29	U		0.29	U	
BROMODICHLOROMETHANE		3	U		0.15	U		0.15	U		0.15	U	
BROMOFORM		13	U		0.64	U		0.64	U		0.64	U	
BROMOMETHANE		8.2	U		0.41	U		0.41	U		0.41	U	

PROJ_NO: 03328	NSAMPLE	MSA-MW-39S-062811			TB-062811			TB-062911		
SDG: 240-1564-1	LAB_ID	240-1564-1			240-1564-4			240-1591-3		
FRACTION: OV	SAMP_DATE	6/28/2011			6/28/2011			6/29/2011		
MEDIA: WATER	QC_TYPE	NM			NM			NM		
	UNITS	UG/L			UG/L			UG/L		
	PCT_SOLIDS	0.0			0.0			0.0		
	DUP_OF									

PARAMETER	RESULT	VQL	QLCD	RESULT	VQL	QLCD	RESULT	VQL	QLCD
1,1,1,2-TETRACHLOROETHANE	0.23	U		0.23	U		0.23	U	
1,1,1-TRICHLOROETHANE	0.22	U		0.22	U		0.22	U	
1,1,2,2-TETRACHLOROETHANE	0.18	U		0.18	U		0.18	U	
1,1,2-TRICHLOROTRIFLUOROETHANE	0.28	U		0.28	U		0.28	U	
1,1-DICHLOROETHANE	0.15	U		0.15	U		0.15	U	
1,1-DICHLOROETHENE	0.19	U		0.19	U		0.19	U	
1,1-DICHLOROPROPENE	0.13	U		0.13	U		0.13	U	
1,2,3-TRICHLOROBENZENE	0.17	U		0.17	U		0.17	U	
1,2,3-TRICHLOROPROPANE	0.43	U		0.43	U		0.43	U	
1,2,3-TRIMETHYLBENZENE	0.0059	U		0.0059	U		0.0059	U	
1,2,4-TRICHLOROBENZENE	0.15	U		0.15	U		0.15	U	
1,2,4-TRIMETHYLBENZENE	0.12	U		0.12	U		0.12	U	
1,2-DIBROMO-3-CHLOROPROPANE	0.67	U		0.67	U		0.67	U	
1,2-DIBROMOETHANE	0.24	U		0.24	U		0.24	U	
1,2-DICHLOROBENZENE	0.13	U		0.13	U		0.13	U	
1,2-DICHLOROETHANE	1.5			0.22	U		0.22	U	
1,2-DICHLOROPROPANE	0.18	U		0.18	U		0.18	U	
1,3-DICHLOROBENZENE	0.14	U		0.14	U		0.14	U	
1,3-DICHLOROPROPANE	0.16	U		0.16	U		0.16	U	
1,4-DICHLOROBENZENE	0.13	U		0.13	U		0.13	U	
2,2-DICHLOROPROPANE	0.13	U		0.13	U		0.13	U	
2-BUTANONE	0.57	U		0.57	U		0.57	U	
2-CHLOROETHYL VINYL ETHER	0.99	U		0.99	U		0.99	U	
2-CHLOROTOLUENE	0.11	U		0.11	U		0.11	U	
2-HEXANONE	0.41	U		0.41	U		0.41	U	
4-CHLOROTOLUENE	0.18	U		0.18	U		0.18	U	
4-ISOPROPYLTOLUENE	0.12	U		0.12	U		0.12	U	
4-METHYL-2-PENTANONE	0.32	U		0.32	U		0.32	U	
ACETONE	4.4	B	B	9.9	J	CP	1.2	J	P
BENZENE	2.2			0.13	U		0.13	U	
BROMOBENZENE	0.13	U		0.13	U		0.13	U	
BROMOCHLOROMETHANE	0.29	U		0.29	U		0.29	U	
BROMODICHLOROMETHANE	0.15	U		0.15	U		0.15	U	
BROMOFORM	0.64	U		0.64	U		0.64	U	
BROMOMETHANE	0.41	U		0.41	U		0.41	U	

PROJ_NO: 03328	NSAMPLE	MSA-MW30I-062911			MSA-MW-35S-062811			MSA-MW-37S-062811			MSA-MW38S-062911		
SDG: 240-1564-1	LAB_ID	240-1591-2			240-1564-2			240-1564-3			240-1591-1		
FRACTION: OV	SAMP_DATE	6/29/2011			6/28/2011			6/28/2011			6/29/2011		
MEDIA: WATER	QC_TYPE	NM			NM			NM			NM		
	UNITS	UG/L			UG/L			UG/L			UG/L		
	PCT_SOLIDS	0.0			0.0			0.0			0.0		
	DUP_OF												
PARAMETER		RESULT	VQL	QLCD	RESULT	VQL	QLCD	RESULT	VQL	QLCD	RESULT	VQL	QLCD
CARBON DISULFIDE		2.6	U		0.29	J	P	0.13	U		0.13	U	
CARBON TETRACHLORIDE		2.6	U		0.13	U		0.13	U		0.13	U	
CHLOROBENZENE		3	U		0.15	U		0.15	U		0.15	U	
CHLORODIBROMOMETHANE		3.6	U		0.18	U		0.18	U		0.18	U	
CHLOROETHANE		5.8	U		0.29	U		0.29	U		0.29	U	
CHLOROFORM		3.2	U		0.16	U		0.16	U		0.16	U	
CHLOROMETHANE		6	U		0.39	J	P	0.3	U		0.3	U	
CIS-1,2-DICHLOROETHENE		3.4	U		7.7			0.17	U		0.17	U	
CIS-1,3-DICHLOROPROPENE		2.8	U		0.14	U		0.14	U		0.14	U	
DIBROMOMETHANE		5.6	U		0.28	U		0.28	U		0.28	U	
DICHLORODIFLUOROMETHANE		6.2	U		0.31	U		0.31	U		0.31	U	
DIISOPROPYL ETHER		30	UJ	C	1.5	UJ	C	1.5	UJ	C	1.5	UJ	C
ETHYL TERT-BUTYL ETHER		2.2	U		0.11	U		0.11	U		0.11	U	
ETHYLBENZENE		3.4	U		0.17	U		0.17	U		0.17	U	
HEXACHLOROBUTADIENE		6	U		0.3	U		0.3	U		0.3	U	
ISOPROPYLBENZENE		2.6	U		0.13	U		0.13	U		0.13	U	
M+P-XYLENES		4.8	U		0.54	J	P	0.24	U		0.24	U	
METHYL TERT-BUTYL ETHER		3.4	U		0.25	J	P	0.17	U		0.17	U	
METHYLENE CHLORIDE		6.6	U		0.33	U		0.33	U		0.33	U	
NAPHTHALENE		4.8	U		0.24	U		0.24	U		0.24	U	
N-BUTYLBENZENE		2.4	U		0.12	U		0.12	U		0.12	U	
N-PROPYLBENZENE		2.8	U		0.14	U		0.14	U		0.14	U	
O-XYLENE		2.8	U		0.69	J	P	0.14	U		0.14	U	
SEC-BUTYLBENZENE		2.6	U		0.13	U		0.13	U		0.13	U	
STYRENE		2.2	U		0.11	U		0.11	U		0.11	U	
TERT-AMYL METHYL ETHER		1.3	U		0.067	U		0.067	U		0.067	U	
TERT-BUTYLBENZENE		2.6	U		0.13	U		0.13	U		0.13	U	
TERTIARY-BUTYL ALCOHOL		78	UR	C	3.9	UR	C	3.9	UR	C	3.9	UR	C
TETRACHLOROETHENE		5.8	U		0.29	U		0.29	U		0.29	U	
TOLUENE		2.6	U		0.89	J	P	0.13	U		0.13	U	
TOTAL XYLENES		5.6	U		1.2	J	P	0.28	U		0.28	U	
TRANS-1,2-DICHLOROETHENE		3.8	U		0.19	U		0.19	U		0.19	U	
TRANS-1,3-DICHLOROPROPENE		3.8	U		0.19	U		0.19	U		0.19	U	
TRICHLOROETHENE		490			3.4			0.17	U		0.17	U	
TRICHLOROFLUOROMETHANE		4.2	U		0.21	U		0.21	U		0.21	U	

PROJ_NO: 03328	NSAMPLE	MSA-MW-39S-062811			TB-062811			TB-062911		
SDG: 240-1564-1	LAB_ID	240-1564-1			240-1564-4			240-1591-3		
FRACTION: OV	SAMP_DATE	6/28/2011			6/28/2011			6/29/2011		
MEDIA: WATER	QC_TYPE	NM			NM			NM		
	UNITS	UG/L			UG/L			UG/L		
	PCT_SOLIDS	0.0			0.0			0.0		
	DUP_OF									
PARAMETER		RESULT	VQL	QLCD	RESULT	VQL	QLCD	RESULT	VQL	QLCD
CARBON DISULFIDE		0.13	U		0.13	U		0.13	U	
CARBON TETRACHLORIDE		0.13	U		0.13	U		0.13	U	
CHLOROBENZENE		3.9			0.15	U		0.15	U	
CHLORODIBROMOMETHANE		0.18	U		0.18	U		0.18	U	
CHLOROETHANE		0.29	U		0.29	U		0.29	U	
CHLOROFORM		0.16	U		0.16	U		0.16	U	
CHLOROMETHANE		0.3	U		0.3	U		0.3	U	
CIS-1,2-DICHLOROETHENE		15			0.17	U		0.17	U	
CIS-1,3-DICHLOROPROPENE		0.14	U		0.14	U		0.14	U	
DIBROMOMETHANE		0.28	U		0.28	U		0.28	U	
DICHLORODIFLUOROMETHANE		0.31	U		0.31	U		0.31	U	
DIISOPROPYL ETHER		1.5	UJ	C	1.5	U		1.5	U	
ETHYL TERT-BUTYL ETHER		0.11	U		0.11	U		0.11	U	
ETHYLBENZENE		0.34	J	P	0.17	U		0.17	U	
HEXACHLOROBUTADIENE		0.3	U		0.3	U		0.3	U	
ISOPROPYLBENZENE		0.13	U		0.13	U		0.13	U	
M+P-XYLENES		0.88	J	P	0.24	U		0.24	U	
METHYL TERT-BUTYL ETHER		0.17	U		0.17	U		0.17	U	
METHYLENE CHLORIDE		0.33	U		0.33	U		0.33	U	
NAPHTHALENE		2			0.24	U		0.24	U	
N-BUTYLBENZENE		0.12	U		0.12	U		0.12	U	
N-PROPYLBENZENE		0.14	U		0.14	U		0.14	U	
O-XYLENE		0.91	J	P	0.14	U		0.14	U	
SEC-BUTYLBENZENE		0.13	U		0.13	U		0.13	U	
STYRENE		0.11	U		0.11	U		0.11	U	
TERT-AMYL METHYL ETHER		0.067	U		0.067	U		0.067	U	
TERT-BUTYLBENZENE		0.13	U		0.13	U		0.13	U	
TERTIARY-BUTYL ALCOHOL		3.9	UR	C	3.9	UR	C	3.9	UR	C
TETRACHLOROETHENE		0.29	U		0.29	U		0.29	U	
TOLUENE		0.55	J	P	0.13	U		0.13	U	
TOTAL XYLENES		1.8	J	P	0.28	U		0.28	U	
TRANS-1,2-DICHLOROETHENE		0.51	J	P	0.19	U		0.19	U	
TRANS-1,3-DICHLOROPROPENE		0.19	U		0.19	U		0.19	U	
TRICHLOROETHENE		12			0.17	U		0.17	U	
TRICHLOROFLUOROMETHANE		0.21	U		0.21	U		0.21	U	

PROJ_NO: 03328	NSAMPLE	MSA-MW30I-062911			MSA-MW-35S-062811			MSA-MW-37S-062811			MSA-MW38S-062911		
SDG: 240-1564-1	LAB_ID	240-1591-2			240-1564-2			240-1564-3			240-1591-1		
FRACTION: OV	SAMP_DATE	6/29/2011			6/28/2011			6/28/2011			6/29/2011		
MEDIA: WATER	QC_TYPE	NM			NM			NM			NM		
	UNITS	UG/L			UG/L			UG/L			UG/L		
	PCT_SOLIDS	0.0			0.0			0.0			0.0		
	DUP_OF												
PARAMETER		RESULT	VQL	QLCD	RESULT	VQL	QLCD	RESULT	VQL	QLCD	RESULT	VQL	QLCD
VINYL ACETATE		3.8	UR	C	0.19	UR	C	0.19	UR	C	0.19	UR	C
VINYL CHLORIDE		4.4	U		1.5			0.22	U		0.22	U	

PROJ_NO: 03328	NSAMPLE	MSA-MW-39S-062811			TB-062811			TB-062911		
SDG: 240-1564-1	LAB_ID	240-1564-1			240-1564-4			240-1591-3		
FRACTION: OV	SAMP_DATE	6/28/2011			6/28/2011			6/29/2011		
MEDIA: WATER	QC_TYPE	NM			NM			NM		
	UNITS	UG/L			UG/L			UG/L		
	PCT_SOLIDS	0.0			0.0			0.0		
	DUP_OF									
PARAMETER		RESULT	VQL	QLCD	RESULT	VQL	QLCD	RESULT	VQL	QLCD
VINYL ACETATE		0.19	UR	C	0.19	UR	C	0.19	UR	C
VINYL CHLORIDE		12			0.22	U		0.22	U	

PROJ_NO: 03328	NSAMPLE	MSA-MW30I-062911			MSA-MW-35S-062811			MSA-MW-37S-062811			MSA-MW38S-062911		
SDG: 240-1564-1	LAB_ID	240-1591-2			240-1564-2			240-1564-3			240-1591-1		
FRACTION: OS	SAMP_DATE	6/29/2011			6/28/2011			6/28/2011			6/29/2011		
MEDIA: WATER	QC_TYPE	NM			NM			NM			NM		
	UNITS	UG/L			UG/L			UG/L			UG/L		
	PCT_SOLIDS	0.0			0.0			0.0			0.0		
	DUP_OF												
PARAMETER	RESULT	VQL	QLCD	RESULT	VQL	QLCD	RESULT	VQL	QLCD	RESULT	VQL	QLCD
1,1-BIPHENYL	0.79	U		0.78	U		0.76	U		0.79	U	
1,4-DIOXANE	0.49	U		2.4			0.47	U		0.49	U	
2,2'-OXYBIS(1-CHLOROPROPANE)	0.4	U		0.39	U		0.38	U		0.4	U	
2,4,5-TRICHLOROPHENOL	0.3	U		0.29	U		0.29	U		0.3	U	
2,4,6-TRICHLOROPHENOL	0.79	U		0.78	U		0.76	U		0.79	U	
2,4-DICHLOROPHENOL	0.79	U		0.78	U		0.76	U		0.79	U	
2,4-DIMETHYLPHENOL	0.79	U		0.78	U		0.76	U		0.79	U	
2,4-DINITROPHENOL	2.4	U		2.4	U		2.3	U		2.4	U	
2,4-DINITROTOLUENE	0.27	U		0.26	U		0.26	U		0.27	U	
2,6-DINITROTOLUENE	0.79	U		0.78	U		0.76	U		0.79	U	
2-CHLORONAPHTHALENE	0.099	U		0.098	U		0.095	U		0.099	U	
2-CHLOROPHENOL	0.29	U		0.28	U		0.28	U		0.29	U	
2-METHYLNAPHTHALENE	0.099	U		0.098	U		0.095	U		0.099	U	
2-METHYLPHENOL	0.79	U		0.78	U		0.76	U		0.79	U	
2-NITROANILINE	0.79	U		0.78	U		0.76	U		0.79	U	
2-NITROPHENOL	0.28	U		0.27	U		0.27	U		0.28	U	
3&4-METHYLPHENOL	0.74	U		0.74	U		0.71	U		0.74	U	
3,3'-DICHLOROBENZIDINE	0.37	U		0.36	U		0.35	U		0.37	U	
3-NITROANILINE	0.28	U		0.27	U		0.27	U		0.28	U	
4,6-DINITRO-2-METHYLPHENOL	2.4	U		2.4	U		2.3	U		2.4	U	
4-BROMOPHENYL PHENYL ETHER	0.79	U		0.78	U		0.76	U		0.79	U	
4-CHLORO-3-METHYLPHENOL	0.79	U		0.78	U		0.76	U		0.79	U	
4-CHLOROANILINE	0.79	U		0.78	U		0.76	U		0.79	U	
4-CHLOROPHENYL PHENYL ETHER	0.3	U		0.29	U		0.29	U		0.3	U	
4-NITROANILINE	0.79	U		0.78	U		0.76	U		0.79	U	
4-NITROPHENOL	2.4	U		2.4	U		2.3	U		2.4	U	
ACENAPHTHENE	0.099	U		0.098	U		0.095	U		0.099	U	
ACENAPHTHYLENE	0.099	U		0.098	U		0.095	U		0.099	U	
ACETOPHENONE	0.34	U		0.33	U		0.32	U		0.34	U	
ANTHRACENE	0.099	U		0.098	U		0.095	U		0.099	U	
ATRAZINE	0.34	U		0.33	U		0.32	U		0.34	U	
BENZALDEHYDE	0.39	U		0.38	U		0.37	U		0.39	U	
BENZO(A)ANTHRACENE	0.099	U		0.098	U		0.095	U		0.099	U	
BENZO(A)PYRENE	0.099	U		0.098	U		0.095	U		0.099	U	
BENZO(B)FLUORANTHENE	0.099	U		0.098	U		0.095	U		0.099	U	

PROJ_NO: 03328	NSAMPLE	MSA-MW-39S-062811
SDG: 240-1564-1	LAB_ID	240-1564-1
FRACTION: OS	SAMP_DATE	6/28/2011
MEDIA: WATER	QC_TYPE	NM
	UNITS	UG/L
	PCT_SOLIDS	0.0
	DUP_OF	

PARAMETER	RESULT	VQL	QLCD
1,1-BIPHENYL	0.76	U	
1,4-DIOXANE	29		
2,2'-OXYBIS(1-CHLOROPROPANE)	0.38	U	
2,4,5-TRICHLOROPHENOL	0.29	U	
2,4,6-TRICHLOROPHENOL	0.76	U	
2,4-DICHLOROPHENOL	0.76	U	
2,4-DIMETHYLPHENOL	0.76	U	
2,4-DINITROPHENOL	2.3	U	
2,4-DINITROTOLUENE	0.26	U	
2,6-DINITROTOLUENE	0.76	U	
2-CHLORONAPHTHALENE	0.095	U	
2-CHLOROPHENOL	0.28	U	
2-METHYLNAPHTHALENE	0.095	U	
2-METHYLPHENOL	0.76	U	
2-NITROANILINE	0.76	U	
2-NITROPHENOL	0.27	U	
3&4-METHYLPHENOL	0.71	U	
3,3'-DICHLOROBENZIDINE	0.35	U	
3-NITROANILINE	0.27	U	
4,6-DINITRO-2-METHYLPHENOL	2.3	U	
4-BROMOPHENYL PHENYL ETHER	0.76	U	
4-CHLORO-3-METHYLPHENOL	0.76	U	
4-CHLOROANILINE	0.76	U	
4-CHLOROPHENYL PHENYL ETHER	0.29	U	
4-NITROANILINE	0.76	U	
4-NITROPHENOL	2.3	U	
ACENAPHTHENE	0.095	U	
ACENAPHTHYLENE	0.095	U	
ACETOPHENONE	0.32	U	
ANTHRACENE	0.095	U	
ATRAZINE	0.32	U	
BENZALDEHYDE	0.37	U	
BENZO(A)ANTHRACENE	0.095	U	
BENZO(A)PYRENE	0.095	U	
BENZO(B)FLUORANTHENE	0.095	U	

PROJ_NO: 03328	NSAMPLE	MSA-MW30I-062911			MSA-MW-35S-062811			MSA-MW-37S-062811			MSA-MW38S-062911		
SDG: 240-1564-1	LAB_ID	240-1591-2			240-1564-2			240-1564-3			240-1591-1		
FRACTION: OS	SAMP_DATE	6/29/2011			6/28/2011			6/28/2011			6/29/2011		
MEDIA: WATER	QC_TYPE	NM			NM			NM			NM		
	UNITS	UG/L			UG/L			UG/L			UG/L		
	PCT_SOLIDS	0.0			0.0			0.0			0.0		
	DUP_OF												
PARAMETER		RESULT	VQL	QLCD	RESULT	VQL	QLCD	RESULT	VQL	QLCD	RESULT	VQL	QLCD
BENZO(G,H,I)PERYLENE		0.099	U		0.098	U		0.095	U		0.099	U	
BENZO(K)FLUORANTHENE		0.099	U		0.098	U		0.095	U		0.099	U	
BIS(2-CHLOROETHOXY)METHANE		0.32	U		0.31	U		0.3	U		0.32	U	
BIS(2-CHLOROETHYL)ETHER		0.099	U		0.098	U		0.095	U		0.099	U	
BIS(2-ETHYLHEXYL)PHTHALATE		0.79	U		0.78	U		0.92	J	P	0.79	U	
BUTYL BENZYL PHTHALATE		0.79	U		0.78	U		0.76	U		0.79	U	
CAPROLACTAM		0.79	U		0.78	U		0.76	U		0.79	U	
CARBAZOLE		0.28	U		0.27	U		0.27	U		0.28	U	
CHRYSENE		0.099	U		0.098	U		0.095	U		0.099	U	
DIBENZO(A,H)ANTHRACENE		0.099	U		0.098	U		0.095	U		0.099	U	
DIBENZOFURAN		0.099	U		0.098	U		0.095	U		0.099	U	
DIETHYL PHTHALATE		0.59	U		0.59	U		0.57	U		0.59	U	
DIMETHYL PHTHALATE		0.29	U		0.28	U		0.28	U		0.29	U	
DI-N-BUTYL PHTHALATE		0.66	U		0.66	U		0.64	U		0.66	U	
DI-N-OCTYL PHTHALATE		0.79	U		0.78	U		0.76	U		0.79	U	
FLUORANTHENE		0.099	U		0.098	U		0.095	U		0.099	U	
FLUORENE		0.099	U		0.098	U		0.095	U		0.099	U	
HEXACHLOROBENZENE		0.099	U		0.098	U		0.095	U		0.099	U	
HEXACHLOROBUTADIENE		0.27	U		0.26	U		0.26	U		0.27	U	
HEXACHLOROCYCLOPENTADIENE		0.79	U		0.78	U		0.76	U		0.79	U	
HEXACHLOROETHANE		0.79	U		0.78	U		0.76	U		0.79	U	
INDENO(1,2,3-CD)PYRENE		0.099	U		0.098	U		0.095	U		0.099	U	
ISOPHORONE		0.27	U		0.26	U		0.26	U		0.27	U	
NAPHTHALENE		0.099	U		0.098	U		0.095	U		0.099	U	
NITROBENZENE		0.04	U		0.039	U		0.038	U		0.04	U	
N-NITROSODIMETHYLAMINE		0.31	U		0.3	U		0.3	U		0.31	U	
N-NITROSO-DI-N-PROPYLAMINE		0.79	U		0.78	U		0.76	U		0.79	U	
N-NITROSODIPHENYLAMINE		0.31	U		0.3	U		0.3	U		0.31	U	
PENTACHLOROPHENOL		2.4	U		2.4	U		2.3	U		2.4	U	
PHENANTHRENE		0.099	U		0.098	U		0.095	U		0.099	U	
PHENOL		0.59	U		0.59	U		0.57	U		0.59	U	
PYRENE		0.099	U		0.098	U		0.095	U		0.099	U	

PROJ_NO: 03328	NSAMPLE	MSA-MW-39S-062811
SDG: 240-1564-1	LAB_ID	240-1564-1
FRACTION: OS	SAMP_DATE	6/28/2011
MEDIA: WATER	QC_TYPE	NM
	UNITS	UG/L
	PCT_SOLIDS	0.0
	DUP_OF	

PARAMETER	RESULT	VQL	QLCD
BENZO(G,H,I)PERYLENE	0.095	U	
BENZO(K)FLUORANTHENE	0.095	U	
BIS(2-CHLOROETHOXY)METHANE	0.3	U	
BIS(2-CHLOROETHYL)ETHER	0.095	U	
BIS(2-ETHYLHEXYL)PHTHALATE	1.3	J	P
BUTYL BENZYL PHTHALATE	0.76	U	
CAPROLACTAM	0.76	U	
CARBAZOLE	0.27	U	
CHRYSENE	0.095	U	
DIBENZO(A,H)ANTHRACENE	0.095	U	
DIBENZOFURAN	0.095	U	
DIETHYL PHTHALATE	0.57	U	
DIMETHYL PHTHALATE	0.28	U	
DI-N-BUTYL PHTHALATE	0.64	U	
DI-N-OCTYL PHTHALATE	0.76	U	
FLUORANTHENE	0.095	U	
FLUORENE	0.095	U	
HEXACHLOROBENZENE	0.095	U	
HEXACHLOROBUTADIENE	0.26	U	
HEXACHLOROCYCLOPENTADIENE	0.76	U	
HEXACHLOROETHANE	0.76	U	
INDENO(1,2,3-CD)PYRENE	0.095	U	
ISOPHORONE	0.26	U	
NAPHTHALENE	0.095	U	
NITROBENZENE	0.038	U	
N-NITROSODIMETHYLAMINE	0.3	U	
N-NITROSO-DI-N-PROPYLAMINE	0.76	U	
N-NITROSODIPHENYLAMINE	0.3	U	
PENTACHLOROPHENOL	2.3	U	
PHENANTHRENE	0.095	U	
PHENOL	0.57	U	
PYRENE	0.095	U	

PROJ_NO: 03328	NSAMPLE	MSA-MW30I-062911			MSA-MW-35S-062811			MSA-MW-37S-062811			MSA-MW38S-062911		
SDG: 240-1564-1	LAB_ID	240-1591-2			240-1564-2			240-1564-3			240-1591-1		
FRACTION: PET	SAMP_DATE	6/29/2011			6/28/2011			6/28/2011			6/29/2011		
MEDIA: WATER	QC_TYPE	NM			NM			NM			NM		
	UNITS	UG/L			UG/L			UG/L			UG/L		
	PCT_SOLIDS	0.0			0.0			0.0			0.0		
	DUP_OF												
PARAMETER		RESULT	VQL	QLCD	RESULT	VQL	QLCD	RESULT	VQL	QLCD	RESULT	VQL	QLCD
DIESEL RANGE ORGANICS		230	UJ	C	1000			500			270	UJ	C
GASOLINE RANGE ORGANICS		200			49	B	A	43	B	A	36	B	A

PROJ_NO: 03328	NSAMPLE	MSA-MW-39S-062811		
SDG: 240-1564-1	LAB_ID	240-1564-1		
FRACTION: PET	SAMP_DATE	6/28/2011		
MEDIA: WATER	QC_TYPE	NM		
	UNITS	UG/L		
	PCT_SOLIDS	0.0		
	DUP_OF			
PARAMETER		RESULT	VQL	QLCD
DIESEL RANGE ORGANICS		3000		
GASOLINE RANGE ORGANICS		67	B	A

PROJ_NO: 03328	NSAMPLE	MSA-MW-35S-062811			MSA-MW-39S-062811			TB-062811		
SDG: 240-1564-1	LAB_ID	240-1564-2			240-1564-1			240-1564-4		
FRACTION: TICOV	SAMP_DATE	6/28/2011			6/28/2011			6/28/2011		
MEDIA: WATER	QC_TYPE	NM			NM			NM		
	UNITS	UG/L			UG/L			UG/L		
	PCT_SOLIDS	0.0			0.0			0.0		
	DUP_OF									
PARAMETER		RESULT	VQL	QLCD	RESULT	VQL	QLCD	RESULT	VQL	QLCD
1,4-DIOXANE					50	JN	Z1			
CYCLOHEXANE					0.34	JN	Z1			
ETHANE, 1,2-DICHLORO-1,1,2-TRIFLUORO-		1.1	JN	Z1						
INDANE					3.3	JN	Z1			
ISOPROPYL ALCOHOL								3.4	JN	Z1
METHYLCYCLOHEXANE					0.13	JN	Z1			
UNKNOWN		5.3	JN	Z1						

APPENDIX B

RESULTS AS REPORTED BY THE LABORATORY

FORM I
GC/MS VOA ORGANICS ANALYSIS DATA SHEET

Lab Name: TestAmerica North Canton | Job No.: 240-1564-1

SDG No.:

Client Sample ID: TB-062811 | Lab Sample ID: 240-1564-4

Matrix: Water | Lab File ID: UXC6587.D

Analysis Method: 8260B | Date Collected: 06/28/2011 00:00

Sample wt/vol: 5(mL) | Date Analyzed: 07/06/2011 16:05

Soil Aliquot Vol: | Dilution Factor: 1

Soil Extract Vol.: | GC Column: DB-624 ID: 0.18(mm)

% Moisture: | Level: (low/med) Low

Analysis Batch No.: 7283 | Units: ug/L

CAS NO.	COMPOUND NAME	RESULT	Q	RL	MDL
630-20-6	1,1,1,2-Tetrachloroethane	1.0	U	1.0	0.23
71-55-6	1,1,1-Trichloroethane	1.0	U	1.0	0.22
79-34-5	1,1,2,2-Tetrachloroethane	1.0	U	1.0	0.18
76-13-1	1,1,2-Trichloro-1,2,2-trichfluoroethane	1.0	U	1.0	0.28
75-34-3	1,1-Dichloroethane	1.0	U	1.0	0.15
75-35-4	1,1-Dichloroethene	1.0	U	1.0	0.19
563-58-6	1,1-Dichloropropene	1.0	U	1.0	0.13
87-61-6	1,2,3-Trichlorobenzene	1.0	U *	1.0	0.17
96-18-4	1,2,3-Trichloropropane	1.0	U	1.0	0.43
526-73-8	1,2,3-Trimethylbenzene	5.0	U	5.0	0.0059
120-82-1	1,2,4-Trichlorobenzene	1.0	U	1.0	0.15
95-63-6	1,2,4-Trimethylbenzene	1.0	U	1.0	0.12
96-12-8	1,2-Dibromo-3-Chloropropane	2.0	U	2.0	0.67
95-50-1	1,2-Dichlorobenzene	1.0	U	1.0	0.13
107-06-2	1,2-Dichloroethane	1.0	U	1.0	0.22
78-87-5	1,2-Dichloropropane	1.0	U	1.0	0.18
541-73-1	1,3-Dichlorobenzene	1.0	U	1.0	0.14
142-28-9	1,3-Dichloropropane	1.0	U	1.0	0.16
106-46-7	1,4-Dichlorobenzene	1.0	U	1.0	0.13
594-20-7	2,2-Dichloropropane	1.0	U	1.0	0.13
78-93-3	2-Butanone	10	U	10	0.57
110-75-8	2-Chloroethyl vinyl ether	10	U	10	0.99
95-49-8	2-Chlorotoluene	1.0	U	1.0	0.11
591-78-6	2-Hexanone	10	U	10	0.41
106-43-4	4-Chlorotoluene	1.0	U	1.0	0.18
99-87-6	p-Isopropyltoluene	1.0	U	1.0	0.12
108-10-1	4-Methyl-2-pentanone	10	U	10	0.32
67-64-1	Acetone	9.9	J	10	1.1
71-43-2	Benzene	1.0	U	1.0	0.13
108-86-1	Bromobenzene	1.0	U	1.0	0.13
75-25-2	Bromoform	1.0	U	1.0	0.64
74-83-9	Bromomethane	1.0	U	1.0	0.41
75-15-0	Carbon disulfide	1.0	U	1.0	0.13
56-23-5	Carbon tetrachloride	1.0	U	1.0	0.13
108-90-7	Chlorobenzene	1.0	U	1.0	0.15

FORM I
GC/MS VOA ORGANICS ANALYSIS DATA SHEET

Lab Name: TestAmerica North Canton | Job No.: 240-1564-1

SDG No.:

Client Sample ID: TB-062811 | Lab Sample ID: 240-1564-4

Matrix: Water | Lab File ID: UXC6587.D

Analysis Method: 8260B | Date Collected: 06/28/2011 00:00

Sample wt/vol: 5(mL) | Date Analyzed: 07/06/2011 16:05

Soil Aliquot Vol: | Dilution Factor: 1

Soil Extract Vol.: | GC Column: DB-624 ID: 0.18(mm)

% Moisture: | Level: (low/med) Low

Analysis Batch No.: 7283 | Units: ug/L

CAS NO.	COMPOUND NAME	RESULT	Q	RL	MDL
124-48-1	Dibromochloromethane	1.0	U	1.0	0.18
75-00-3	Chloroethane	1.0	U	1.0	0.29
67-66-3	Chloroform	1.0	U	1.0	0.16
74-87-3	Chloromethane	1.0	U	1.0	0.30
156-59-2	cis-1,2-Dichloroethene	1.0	U	1.0	0.17
10061-01-5	cis-1,3-Dichloropropene	1.0	U	1.0	0.14
74-95-3	Dibromomethane	1.0	U	1.0	0.28
74-97-5	Bromochloromethane	1.0	U	1.0	0.29
75-71-8	Dichlorodifluoromethane	1.0	U	1.0	0.31
75-27-4	Bromodichloromethane	1.0	U	1.0	0.15
75-65-0	tert-Butyl alcohol	50	U	50	3.9
100-41-4	Ethylbenzene	1.0	U	1.0	0.17
87-68-3	Hexachlorobutadiene	1.0	U	1.0	0.30
108-20-3	Diisopropyl ether	10	U	10	1.5
98-82-8	Isopropylbenzene	1.0	U	1.0	0.13
1634-04-4	Methyl tert-butyl ether	5.0	U	5.0	0.17
75-09-2	Methylene Chloride	1.0	U	1.0	0.33
179601-23-1	m-Xylene & p-Xylene	2.0	U	2.0	0.24
91-20-3	Naphthalene	1.0	U	1.0	0.24
104-51-8	n-Butylbenzene	1.0	U	1.0	0.12
103-65-1	n-Propylbenzene	1.0	U	1.0	0.14
95-47-6	o-Xylene	1.0	U	1.0	0.14
135-98-8	sec-Butylbenzene	1.0	U	1.0	0.13
100-42-5	Styrene	1.0	U	1.0	0.11
994-05-8	Tert-amyl-methyl ether (TAME)	5.0	U	5.0	0.067
637-92-3	Ethyl-t-butyl ether (ETBE)	5.0	U	5.0	0.11
127-18-4	Tetrachloroethene	1.0	U	1.0	0.29
108-88-3	Toluene	1.0	U	1.0	0.13
156-60-5	trans-1,2-Dichloroethene	1.0	U	1.0	0.19
10061-02-6	trans-1,3-Dichloropropene	1.0	U	1.0	0.19
79-01-6	Trichloroethene	1.0	U	1.0	0.17
75-69-4	Trichlorofluoromethane	1.0	U	1.0	0.21
108-05-4	Vinyl acetate	2.0	U	2.0	0.19
75-01-4	Vinyl chloride	1.0	U	1.0	0.22
1330-20-7	Xylenes, Total	2.0	U	2.0	0.28

FORM I
GC/MS VOA ORGANICS ANALYSIS DATA SHEET

Lab Name: TestAmerica North Canton | Job No.: 240-1564-1

SDG No.:

Client Sample ID: TB-062811 | Lab Sample ID: 240-1564-4

Matrix: Water | Lab File ID: UXC6587.D

Analysis Method: 8260B | Date Collected: 06/28/2011 00:00

Sample wt/vol: 5(mL) | Date Analyzed: 07/06/2011 16:05

Soil Aliquot Vol: | Dilution Factor: 1

Soil Extract Vol.: | GC Column: DB-624 ID: 0.18(mm)

% Moisture: | Level: (low/med) Low

Analysis Batch No.: 7283 | Units: ug/L

CAS NO.	COMPOUND NAME	RESULT	Q	RL	MDL
98-06-6	tert-Butylbenzene	1.0	U	1.0	0.13
106-93-4	1,2-Dibromoethane	1.0	U	1.0	0.24

CAS NO.	SURROGATE	%REC	Q	LIMITS
2037-26-5	Toluene-d8 (Surr)	102		74-115
1868-53-7	Dibromofluoromethane (Surr)	96		75-121
460-00-4	4-Bromofluorobenzene (Surr)	91		66-117
17060-07-0	1,2-Dichloroethane-d4 (Surr)	105		63-129

FORM I
GC/MS VOA ORGANICS ANALYSIS DATA SHEET
TENTATIVELY IDENTIFIED COMPOUNDS

Lab Name: TestAmerica North Canton | Job No.: 240-1564-1

SDG No.:

Client Sample ID: TB-062811 | Lab Sample ID: 240-1564-4

Matrix: Water | Lab File ID: UXC6587.D

Analysis Method: 8260B | Date Collected: 06/28/2011 00:00

Sample wt/vol: 5(mL) | Date Analyzed: 07/06/2011 16:05

Soil Aliquot Vol: | Dilution Factor: 1

Soil Extract Vol.: | GC Column: DB-624 ID: 0.18(mm)

% Moisture: | Level: (low/med) Low

Analysis Batch No.: 7283 | Units: ug/L

Number TICs Found: 1 | TIC Result Total: 3.4

CAS NO.	COMPOUND NAME	RT	RESULT	Q
67-63-0	Isopropyl Alcohol	2.50	3.4	T J N

FORM I
GC/MS VOA ORGANICS ANALYSIS DATA SHEET

Lab Name: TestAmerica North Canton | Job No.: 240-1564-1

SDG No.:

Client Sample ID: TB-062911 | Lab Sample ID: 240-1591-3

Matrix: Water | Lab File ID: UXX3068.D

Analysis Method: 8260B | Date Collected: 06/29/2011 00:00

Sample wt/vol: 5(mL) | Date Analyzed: 07/07/2011 19:05

Soil Aliquot Vol: | Dilution Factor: 1

Soil Extract Vol.: | GC Column: DB-624 ID: 0.18(mm)

% Moisture: | Level: (low/med) Low

Analysis Batch No.: 7533 | Units: ug/L

CAS NO.	COMPOUND NAME	RESULT	Q	RL	MDL
630-20-6	1,1,1,2-Tetrachloroethane	1.0	U	1.0	0.23
71-55-6	1,1,1-Trichloroethane	1.0	U	1.0	0.22
79-34-5	1,1,2,2-Tetrachloroethane	1.0	U	1.0	0.18
76-13-1	1,1,2-Trichloro-1,2,2-trichfluoroethane	1.0	U	1.0	0.28
75-34-3	1,1-Dichloroethane	1.0	U	1.0	0.15
75-35-4	1,1-Dichloroethene	1.0	U	1.0	0.19
563-58-6	1,1-Dichloropropene	1.0	U	1.0	0.13
87-61-6	1,2,3-Trichlorobenzene	1.0	U	1.0	0.17
96-18-4	1,2,3-Trichloropropane	1.0	U	1.0	0.43
526-73-8	1,2,3-Trimethylbenzene	5.0	U	5.0	0.0059
120-82-1	1,2,4-Trichlorobenzene	1.0	U	1.0	0.15
95-63-6	1,2,4-Trimethylbenzene	1.0	U	1.0	0.12
96-12-8	1,2-Dibromo-3-Chloropropane	2.0	U	2.0	0.67
95-50-1	1,2-Dichlorobenzene	1.0	U	1.0	0.13
107-06-2	1,2-Dichloroethane	1.0	U	1.0	0.22
78-87-5	1,2-Dichloropropane	1.0	U	1.0	0.18
541-73-1	1,3-Dichlorobenzene	1.0	U	1.0	0.14
142-28-9	1,3-Dichloropropane	1.0	U	1.0	0.16
106-46-7	1,4-Dichlorobenzene	1.0	U	1.0	0.13
594-20-7	2,2-Dichloropropane	1.0	U	1.0	0.13
78-93-3	2-Butanone	10	U	10	0.57
110-75-8	2-Chloroethyl vinyl ether	10	U	10	0.99
95-49-8	2-Chlorotoluene	1.0	U	1.0	0.11
591-78-6	2-Hexanone	10	U	10	0.41
106-43-4	4-Chlorotoluene	1.0	U	1.0	0.18
99-87-6	p-Isopropyltoluene	1.0	U	1.0	0.12
108-10-1	4-Methyl-2-pentanone	10	U	10	0.32
67-64-1	Acetone	1.2	J	10	1.1
71-43-2	Benzene	1.0	U	1.0	0.13
108-86-1	Bromobenzene	1.0	U	1.0	0.13
75-25-2	Bromoform	1.0	U	1.0	0.64
74-83-9	Bromomethane	1.0	U	1.0	0.41
75-15-0	Carbon disulfide	1.0	U	1.0	0.13
56-23-5	Carbon tetrachloride	1.0	U	1.0	0.13
108-90-7	Chlorobenzene	1.0	U	1.0	0.15

FORM I
GC/MS VOA ORGANICS ANALYSIS DATA SHEET

Lab Name: TestAmerica North Canton | Job No.: 240-1564-1

SDG No.:

Client Sample ID: TB-062911 | Lab Sample ID: 240-1591-3

Matrix: Water | Lab File ID: UXX3068.D

Analysis Method: 8260B | Date Collected: 06/29/2011 00:00

Sample wt/vol: 5(mL) | Date Analyzed: 07/07/2011 19:05

Soil Aliquot Vol: | Dilution Factor: 1

Soil Extract Vol.: | GC Column: DB-624 ID: 0.18(mm)

% Moisture: | Level: (low/med) Low

Analysis Batch No.: 7533 | Units: ug/L

CAS NO.	COMPOUND NAME	RESULT	Q	RL	MDL
124-48-1	Dibromochloromethane	1.0	U	1.0	0.18
75-00-3	Chloroethane	1.0	U	1.0	0.29
67-66-3	Chloroform	1.0	U	1.0	0.16
74-87-3	Chloromethane	1.0	U	1.0	0.30
156-59-2	cis-1,2-Dichloroethene	1.0	U	1.0	0.17
10061-01-5	cis-1,3-Dichloropropene	1.0	U	1.0	0.14
74-95-3	Dibromomethane	1.0	U	1.0	0.28
74-97-5	Bromochloromethane	1.0	U	1.0	0.29
75-71-8	Dichlorodifluoromethane	1.0	U	1.0	0.31
75-27-4	Bromodichloromethane	1.0	U	1.0	0.15
75-65-0	tert-Butyl alcohol	50	U	50	3.9
100-41-4	Ethylbenzene	1.0	U	1.0	0.17
87-68-3	Hexachlorobutadiene	1.0	U	1.0	0.30
108-20-3	Diisopropyl ether	10	U	10	1.5
98-82-8	Isopropylbenzene	1.0	U	1.0	0.13
1634-04-4	Methyl tert-butyl ether	5.0	U	5.0	0.17
75-09-2	Methylene Chloride	1.0	U	1.0	0.33
179601-23-1	m-Xylene & p-Xylene	2.0	U	2.0	0.24
91-20-3	Naphthalene	1.0	U	1.0	0.24
104-51-8	n-Butylbenzene	1.0	U	1.0	0.12
103-65-1	n-Propylbenzene	1.0	U	1.0	0.14
95-47-6	o-Xylene	1.0	U	1.0	0.14
135-98-8	sec-Butylbenzene	1.0	U	1.0	0.13
100-42-5	Styrene	1.0	U	1.0	0.11
994-05-8	Tert-amyl-methyl ether (TAME)	5.0	U	5.0	0.067
637-92-3	Ethyl-t-butyl ether (ETBE)	5.0	U	5.0	0.11
127-18-4	Tetrachloroethene	1.0	U	1.0	0.29
108-88-3	Toluene	1.0	U	1.0	0.13
156-60-5	trans-1,2-Dichloroethene	1.0	U	1.0	0.19
10061-02-6	trans-1,3-Dichloropropene	1.0	U	1.0	0.19
79-01-6	Trichloroethene	1.0	U	1.0	0.17
75-69-4	Trichlorofluoromethane	1.0	U	1.0	0.21
108-05-4	Vinyl acetate	2.0	U	2.0	0.19
75-01-4	Vinyl chloride	1.0	U	1.0	0.22
1330-20-7	Xylenes, Total	2.0	U	2.0	0.28

FORM I
GC/MS VOA ORGANICS ANALYSIS DATA SHEET

Lab Name: TestAmerica North Canton | Job No.: 240-1564-1

SDG No.:

Client Sample ID: TB-062911 | Lab Sample ID: 240-1591-3

Matrix: Water | Lab File ID: UXX3068.D

Analysis Method: 8260B | Date Collected: 06/29/2011 00:00

Sample wt/vol: 5(mL) | Date Analyzed: 07/07/2011 19:05

Soil Aliquot Vol: | Dilution Factor: 1

Soil Extract Vol.: | GC Column: DB-624 ID: 0.18(mm)

% Moisture: | Level: (low/med) Low

Analysis Batch No.: 7533 | Units: ug/L

CAS NO.	COMPOUND NAME	RESULT	Q	RL	MDL
98-06-6	tert-Butylbenzene	1.0	U	1.0	0.13
106-93-4	1,2-Dibromoethane	1.0	U	1.0	0.24

CAS NO.	SURROGATE	%REC	Q	LIMITS
2037-26-5	Toluene-d8 (Surr)	91		74-115
1868-53-7	Dibromofluoromethane (Surr)	98		75-121
460-00-4	4-Bromofluorobenzene (Surr)	75		66-117
17060-07-0	1,2-Dichloroethane-d4 (Surr)	95		63-129

FORM I
GC/MS VOA ORGANICS ANALYSIS DATA SHEET
TENTATIVELY IDENTIFIED COMPOUNDS

Lab Name: TestAmerica North Canton | Job No.: 240-1564-1

SDG No.:

Client Sample ID: TB-062911 | Lab Sample ID: 240-1591-3

Matrix: Water | Lab File ID: UXX3068.D

Analysis Method: 8260B | Date Collected: 06/29/2011 00:00

Sample wt/vol: 5(mL) | Date Analyzed: 07/07/2011 19:05

Soil Aliquot Vol: | Dilution Factor: 1

Soil Extract Vol.: | GC Column: DB-624 ID: 0.18(mm)

% Moisture: | Level: (low/med) Low

Analysis Batch No.: 7533 | Units: ug/L

Number TICs Found: 0 | TIC Result Total: 0

CAS NO.	COMPOUND NAME	RT	RESULT	Q
Tentatively Identified Compound			None	

FORM I
GC/MS VOA ORGANICS ANALYSIS DATA SHEET

Lab Name: TestAmerica North Canton | Job No.: 240-1564-1

SDG No.:

Client Sample ID: MSA-MW-35S-062811 | Lab Sample ID: 240-1564-2

Matrix: Water | Lab File ID: UXX3047.D

Analysis Method: 8260C | Date Collected: 06/28/2011 12:55

Sample wt/vol: 5(mL) | Date Analyzed: 07/06/2011 21:48

Soil Aliquot Vol: | Dilution Factor: 1

Soil Extract Vol.: | GC Column: DB-624 ID: 0.18(mm)

% Moisture: | Level: (low/med) Low

Analysis Batch No.: 7323 | Units: ug/L

CAS NO.	COMPOUND NAME	RESULT	Q	RL	MDL
67-64-1	Acetone	7.2	J	10	1.1
71-43-2	Benzene	0.31	J	1.0	0.13
108-86-1	Bromobenzene	1.0	U	1.0	0.13
74-97-5	Bromochloromethane	1.0	U	1.0	0.29
75-27-4	Bromodichloromethane	1.0	U	1.0	0.15
75-25-2	Bromoform	1.0	U	1.0	0.64
74-83-9	Bromomethane	1.0	U	1.0	0.41
78-93-3	2-Butanone	10	U	10	0.57
75-15-0	Carbon disulfide	0.29	J	1.0	0.13
56-23-5	Carbon tetrachloride	1.0	U	1.0	0.13
108-90-7	Chlorobenzene	1.0	U	1.0	0.15
75-00-3	Chloroethane	1.0	U	1.0	0.29
110-75-8	2-Chloroethyl vinyl ether	10	U	10	0.99
67-66-3	Chloroform	1.0	U	1.0	0.16
74-87-3	Chloromethane	0.39	J	1.0	0.30
95-49-8	2-Chlorotoluene	1.0	U	1.0	0.11
106-43-4	4-Chlorotoluene	1.0	U	1.0	0.18
156-59-2	cis-1,2-Dichloroethene	7.7		1.0	0.17
10061-01-5	cis-1,3-Dichloropropene	1.0	U	1.0	0.14
124-48-1	Dibromochloromethane	1.0	U	1.0	0.18
96-12-8	1,2-Dibromo-3-Chloropropane	2.0	U	2.0	0.67
106-93-4	1,2-Dibromoethane	1.0	U	1.0	0.24
74-95-3	Dibromomethane	1.0	U	1.0	0.28
95-50-1	1,2-Dichlorobenzene	1.0	U	1.0	0.13
541-73-1	1,3-Dichlorobenzene	1.0	U	1.0	0.14
106-46-7	1,4-Dichlorobenzene	1.0	U	1.0	0.13
75-71-8	Dichlorodifluoromethane	1.0	U	1.0	0.31
75-34-3	1,1-Dichloroethane	1.1		1.0	0.15
107-06-2	1,2-Dichloroethane	0.22	J	1.0	0.22
75-35-4	1,1-Dichloroethene	1.0	U	1.0	0.19
78-87-5	1,2-Dichloropropane	1.0	U	1.0	0.18
142-28-9	1,3-Dichloropropane	1.0	U	1.0	0.16
594-20-7	2,2-Dichloropropane	1.0	U	1.0	0.13
563-58-6	1,1-Dichloropropene	1.0	U	1.0	0.13
108-20-3	Diisopropyl ether	10	U *	10	1.5
100-41-4	Ethylbenzene	1.0	U	1.0	0.17

FORM I
GC/MS VOA ORGANICS ANALYSIS DATA SHEET

Lab Name: TestAmerica North Canton | Job No.: 240-1564-1

SDG No.:

Client Sample ID: MSA-MW-35S-062811 | Lab Sample ID: 240-1564-2

Matrix: Water | Lab File ID: UXX3047.D

Analysis Method: 8260C | Date Collected: 06/28/2011 12:55

Sample wt/vol: 5(mL) | Date Analyzed: 07/06/2011 21:48

Soil Aliquot Vol: | Dilution Factor: 1

Soil Extract Vol.: | GC Column: DB-624 ID: 0.18(mm)

% Moisture: | Level: (low/med) Low

Analysis Batch No.: 7323 | Units: ug/L

CAS NO.	COMPOUND NAME	RESULT	Q	RL	MDL
637-92-3	Ethyl-t-butyl ether (ETBE)	5.0	U	5.0	0.11
87-68-3	Hexachlorobutadiene	1.0	U	1.0	0.30
591-78-6	2-Hexanone	10	U	10	0.41
98-82-8	Isopropylbenzene	1.0	U	1.0	0.13
75-09-2	Methylene Chloride	1.0	U	1.0	0.33
108-10-1	4-Methyl-2-pentanone	10	U	10	0.32
1634-04-4	Methyl tert-butyl ether	0.25	J	5.0	0.17
179601-23-1	m-Xylene & p-Xylene	0.54	J	2.0	0.24
91-20-3	Naphthalene	1.0	U	1.0	0.24
104-51-8	n-Butylbenzene	1.0	U	1.0	0.12
103-65-1	n-Propylbenzene	1.0	U	1.0	0.14
95-47-6	o-Xylene	0.69	J	1.0	0.14
99-87-6	p-Isopropyltoluene	1.0	U	1.0	0.12
135-98-8	sec-Butylbenzene	1.0	U	1.0	0.13
100-42-5	Styrene	1.0	U	1.0	0.11
994-05-8	Tert-amyl-methyl ether (TAME)	5.0	U	5.0	0.067
75-65-0	tert-Butyl alcohol	50	U	50	3.9
98-06-6	tert-Butylbenzene	1.0	U	1.0	0.13
630-20-6	1,1,1,2-Tetrachloroethane	1.0	U	1.0	0.23
79-34-5	1,1,2,2-Tetrachloroethane	1.0	U	1.0	0.18
127-18-4	Tetrachloroethene	1.0	U	1.0	0.29
108-88-3	Toluene	0.89	J	1.0	0.13
156-60-5	trans-1,2-Dichloroethene	1.0	U	1.0	0.19
10061-02-6	trans-1,3-Dichloropropene	1.0	U	1.0	0.19
87-61-6	1,2,3-Trichlorobenzene	1.0	U	1.0	0.17
120-82-1	1,2,4-Trichlorobenzene	1.0	U	1.0	0.15
71-55-6	1,1,1-Trichloroethane	1.0	U	1.0	0.22
79-01-6	Trichloroethene	3.4		1.0	0.17
75-69-4	Trichlorofluoromethane	1.0	U	1.0	0.21
96-18-4	1,2,3-Trichloropropane	1.0	U	1.0	0.43
76-13-1	1,1,2-Trichloro-1,2,2-trichfluoroethane	1.0	U	1.0	0.28
526-73-8	1,2,3-Trimethylbenzene	5.0	U	5.0	0.0059
95-63-6	1,2,4-Trimethylbenzene	1.0	U	1.0	0.12
108-05-4	Vinyl acetate	2.0	U	2.0	0.19
75-01-4	Vinyl chloride	1.5		1.0	0.22

FORM I
GC/MS VOA ORGANICS ANALYSIS DATA SHEET

Lab Name: TestAmerica North Canton | Job No.: 240-1564-1

SDG No.:

Client Sample ID: MSA-MW-35S-062811 | Lab Sample ID: 240-1564-2

Matrix: Water | Lab File ID: UXX3047.D

Analysis Method: 8260C | Date Collected: 06/28/2011 12:55

Sample wt/vol: 5(mL) | Date Analyzed: 07/06/2011 21:48

Soil Aliquot Vol: | Dilution Factor: 1

Soil Extract Vol.: | GC Column: DB-624 ID: 0.18(mm)

% Moisture: | Level: (low/med) Low

Analysis Batch No.: 7323 | Units: ug/L

CAS NO.	COMPOUND NAME	RESULT	Q	RL	MDL
1330-20-7	Xylenes, Total	1.2	J	2.0	0.28

CAS NO.	SURROGATE	%REC	Q	LIMITS
460-00-4	4-Bromofluorobenzene (Surr)	80		66-117
1868-53-7	Dibromofluoromethane (Surr)	96		75-121
17060-07-0	1,2-Dichloroethane-d4 (Surr)	91		63-129
2037-26-5	Toluene-d8 (Surr)	88		74-115

FORM I
GC/MS VOA ORGANICS ANALYSIS DATA SHEET
TENTATIVELY IDENTIFIED COMPOUNDS

Lab Name: TestAmerica North Canton | Job No.: 240-1564-1

SDG No.:

Client Sample ID: MSA-MW-35S-062811 | Lab Sample ID: 240-1564-2

Matrix: Water | Lab File ID: UXX3047.D

Analysis Method: 8260C | Date Collected: 06/28/2011 12:55

Sample wt/vol: 5(mL) | Date Analyzed: 07/06/2011 21:48

Soil Aliquot Vol: | Dilution Factor: 1

Soil Extract Vol.: | GC Column: DB-624 ID: 0.18(mm)

% Moisture: | Level: (low/med) Low

Analysis Batch No.: 7323 | Units: ug/L

Number TICs Found: 2 | TIC Result Total: 6.4

CAS NO.	COMPOUND NAME	RT	RESULT	Q
	Unknown	2.01	5.3	T J
354-23-4	Ethane, 1,2-dichloro-1,1,2-trifluoro-	2.51	1.1	T J N

FORM I
GC/MS VOA ORGANICS ANALYSIS DATA SHEET

Lab Name: TestAmerica North Canton | Job No.: 240-1564-1

SDG No.:

Client Sample ID: MSA-MW-37S-062811 | Lab Sample ID: 240-1564-3

Matrix: Water | Lab File ID: UXX3048.D

Analysis Method: 8260C | Date Collected: 06/28/2011 14:35

Sample wt/vol: 5(mL) | Date Analyzed: 07/06/2011 22:09

Soil Aliquot Vol: | Dilution Factor: 1

Soil Extract Vol.: | GC Column: DB-624 ID: 0.18(mm)

% Moisture: | Level: (low/med) Low

Analysis Batch No.: 7323 | Units: ug/L

CAS NO.	COMPOUND NAME	RESULT	Q	RL	MDL
67-64-1	Acetone	1.3	J	10	1.1
71-43-2	Benzene	1.0	U	1.0	0.13
108-86-1	Bromobenzene	1.0	U	1.0	0.13
74-97-5	Bromochloromethane	1.0	U	1.0	0.29
75-27-4	Bromodichloromethane	1.0	U	1.0	0.15
75-25-2	Bromoform	1.0	U	1.0	0.64
74-83-9	Bromomethane	1.0	U	1.0	0.41
78-93-3	2-Butanone	10	U	10	0.57
75-15-0	Carbon disulfide	1.0	U	1.0	0.13
56-23-5	Carbon tetrachloride	1.0	U	1.0	0.13
108-90-7	Chlorobenzene	1.0	U	1.0	0.15
75-00-3	Chloroethane	1.0	U	1.0	0.29
110-75-8	2-Chloroethyl vinyl ether	10	U	10	0.99
67-66-3	Chloroform	1.0	U	1.0	0.16
74-87-3	Chloromethane	1.0	U	1.0	0.30
95-49-8	2-Chlorotoluene	1.0	U	1.0	0.11
106-43-4	4-Chlorotoluene	1.0	U	1.0	0.18
156-59-2	cis-1,2-Dichloroethene	1.0	U	1.0	0.17
10061-01-5	cis-1,3-Dichloropropene	1.0	U	1.0	0.14
124-48-1	Dibromochloromethane	1.0	U	1.0	0.18
96-12-8	1,2-Dibromo-3-Chloropropane	2.0	U	2.0	0.67
106-93-4	1,2-Dibromoethane	1.0	U	1.0	0.24
74-95-3	Dibromomethane	1.0	U	1.0	0.28
95-50-1	1,2-Dichlorobenzene	1.0	U	1.0	0.13
541-73-1	1,3-Dichlorobenzene	1.0	U	1.0	0.14
106-46-7	1,4-Dichlorobenzene	1.0	U	1.0	0.13
75-71-8	Dichlorodifluoromethane	1.0	U	1.0	0.31
75-34-3	1,1-Dichloroethane	1.0	U	1.0	0.15
107-06-2	1,2-Dichloroethane	1.0	U	1.0	0.22
75-35-4	1,1-Dichloroethene	1.0	U	1.0	0.19
78-87-5	1,2-Dichloropropane	1.0	U	1.0	0.18
142-28-9	1,3-Dichloropropane	1.0	U	1.0	0.16
594-20-7	2,2-Dichloropropane	1.0	U	1.0	0.13
563-58-6	1,1-Dichloropropene	1.0	U	1.0	0.13
108-20-3	Diisopropyl ether	10	U *	10	1.5
100-41-4	Ethylbenzene	1.0	U	1.0	0.17

FORM I
GC/MS VOA ORGANICS ANALYSIS DATA SHEET

Lab Name: TestAmerica North Canton | Job No.: 240-1564-1

SDG No.:

Client Sample ID: MSA-MW-37S-062811 | Lab Sample ID: 240-1564-3

Matrix: Water | Lab File ID: UXX3048.D

Analysis Method: 8260C | Date Collected: 06/28/2011 14:35

Sample wt/vol: 5(mL) | Date Analyzed: 07/06/2011 22:09

Soil Aliquot Vol: | Dilution Factor: 1

Soil Extract Vol.: | GC Column: DB-624 ID: 0.18(mm)

% Moisture: | Level: (low/med) Low

Analysis Batch No.: 7323 | Units: ug/L

CAS NO.	COMPOUND NAME	RESULT	Q	RL	MDL
637-92-3	Ethyl-t-butyl ether (ETBE)	5.0	U	5.0	0.11
87-68-3	Hexachlorobutadiene	1.0	U	1.0	0.30
591-78-6	2-Hexanone	10	U	10	0.41
98-82-8	Isopropylbenzene	1.0	U	1.0	0.13
75-09-2	Methylene Chloride	1.0	U	1.0	0.33
108-10-1	4-Methyl-2-pentanone	10	U	10	0.32
1634-04-4	Methyl tert-butyl ether	5.0	U	5.0	0.17
179601-23-1	m-Xylene & p-Xylene	2.0	U	2.0	0.24
91-20-3	Naphthalene	1.0	U	1.0	0.24
104-51-8	n-Butylbenzene	1.0	U	1.0	0.12
103-65-1	n-Propylbenzene	1.0	U	1.0	0.14
95-47-6	o-Xylene	1.0	U	1.0	0.14
99-87-6	p-Isopropyltoluene	1.0	U	1.0	0.12
135-98-8	sec-Butylbenzene	1.0	U	1.0	0.13
100-42-5	Styrene	1.0	U	1.0	0.11
994-05-8	Tert-amyl-methyl ether (TAME)	5.0	U	5.0	0.067
75-65-0	tert-Butyl alcohol	50	U	50	3.9
98-06-6	tert-Butylbenzene	1.0	U	1.0	0.13
630-20-6	1,1,1,2-Tetrachloroethane	1.0	U	1.0	0.23
79-34-5	1,1,2,2-Tetrachloroethane	1.0	U	1.0	0.18
127-18-4	Tetrachloroethene	1.0	U	1.0	0.29
108-88-3	Toluene	1.0	U	1.0	0.13
156-60-5	trans-1,2-Dichloroethene	1.0	U	1.0	0.19
10061-02-6	trans-1,3-Dichloropropene	1.0	U	1.0	0.19
87-61-6	1,2,3-Trichlorobenzene	1.0	U	1.0	0.17
120-82-1	1,2,4-Trichlorobenzene	1.0	U	1.0	0.15
71-55-6	1,1,1-Trichloroethane	1.0	U	1.0	0.22
79-01-6	Trichloroethene	1.0	U	1.0	0.17
75-69-4	Trichlorofluoromethane	1.0	U	1.0	0.21
96-18-4	1,2,3-Trichloropropane	1.0	U	1.0	0.43
76-13-1	1,1,2-Trichloro-1,2,2-trichfluoroethane	1.0	U	1.0	0.28
526-73-8	1,2,3-Trimethylbenzene	5.0	U	5.0	0.0059
95-63-6	1,2,4-Trimethylbenzene	1.0	U	1.0	0.12
108-05-4	Vinyl acetate	2.0	U	2.0	0.19
75-01-4	Vinyl chloride	1.0	U	1.0	0.22

FORM I
GC/MS VOA ORGANICS ANALYSIS DATA SHEET

Lab Name: TestAmerica North Canton | Job No.: 240-1564-1

SDG No.:

Client Sample ID: MSA-MW-37S-062811 | Lab Sample ID: 240-1564-3

Matrix: Water | Lab File ID: UXX3048.D

Analysis Method: 8260C | Date Collected: 06/28/2011 14:35

Sample wt/vol: 5(mL) | Date Analyzed: 07/06/2011 22:09

Soil Aliquot Vol: | Dilution Factor: 1

Soil Extract Vol.: | GC Column: DB-624 ID: 0.18(mm)

% Moisture: | Level: (low/med) Low

Analysis Batch No.: 7323 | Units: ug/L

CAS NO.	COMPOUND NAME	RESULT	Q	RL	MDL
1330-20-7	Xylenes, Total	2.0	U	2.0	0.28

CAS NO.	SURROGATE	%REC	Q	LIMITS
460-00-4	4-Bromofluorobenzene (Surr)	76		66-117
1868-53-7	Dibromofluoromethane (Surr)	96		75-121
17060-07-0	1,2-Dichloroethane-d4 (Surr)	91		63-129
2037-26-5	Toluene-d8 (Surr)	89		74-115

FORM I
GC/MS VOA ORGANICS ANALYSIS DATA SHEET
TENTATIVELY IDENTIFIED COMPOUNDS

Lab Name: TestAmerica North Canton	Job No.: 240-1564-1
SDG No.:	
Client Sample ID: MSA-MW-37S-062811	Lab Sample ID: 240-1564-3
Matrix: Water	Lab File ID: UXX3048.D
Analysis Method: 8260C	Date Collected: 06/28/2011 14:35
Sample wt/vol: 5(mL)	Date Analyzed: 07/06/2011 22:09
Soil Aliquot Vol:	Dilution Factor: 1
Soil Extract Vol.:	GC Column: DB-624 ID: 0.18(mm)
% Moisture:	Level: (low/med) Low
Analysis Batch No.: 7323	Units: ug/L
Number TICs Found: 0	TIC Result Total: 0

CAS NO.	COMPOUND NAME	RT	RESULT	Q
Tentatively Identified Compound			None	

FORM I-TIC 8260C

FORM I
GC/MS VOA ORGANICS ANALYSIS DATA SHEET

Lab Name: TestAmerica North Canton | Job No.: 240-1564-1

SDG No.:

Client Sample ID: MSA-MW38S-062911 | Lab Sample ID: 240-1591-1

Matrix: Water | Lab File ID: UXX3049.D

Analysis Method: 8260C | Date Collected: 06/29/2011 09:00

Sample wt/vol: 5(mL) | Date Analyzed: 07/06/2011 22:31

Soil Aliquot Vol: | Dilution Factor: 1

Soil Extract Vol.: | GC Column: DB-624 ID: 0.18(mm)

% Moisture: | Level: (low/med) Low

Analysis Batch No.: 7323 | Units: ug/L

CAS NO.	COMPOUND NAME	RESULT	Q	RL	MDL
67-64-1	Acetone	1.3	J	10	1.1
71-43-2	Benzene	1.0	U	1.0	0.13
108-86-1	Bromobenzene	1.0	U	1.0	0.13
74-97-5	Bromochloromethane	1.0	U	1.0	0.29
75-27-4	Bromodichloromethane	1.0	U	1.0	0.15
75-25-2	Bromoform	1.0	U	1.0	0.64
74-83-9	Bromomethane	1.0	U	1.0	0.41
78-93-3	2-Butanone	10	U	10	0.57
75-15-0	Carbon disulfide	1.0	U	1.0	0.13
56-23-5	Carbon tetrachloride	1.0	U	1.0	0.13
108-90-7	Chlorobenzene	1.0	U	1.0	0.15
75-00-3	Chloroethane	1.0	U	1.0	0.29
110-75-8	2-Chloroethyl vinyl ether	10	U	10	0.99
67-66-3	Chloroform	1.0	U	1.0	0.16
74-87-3	Chloromethane	1.0	U	1.0	0.30
95-49-8	2-Chlorotoluene	1.0	U	1.0	0.11
106-43-4	4-Chlorotoluene	1.0	U	1.0	0.18
156-59-2	cis-1,2-Dichloroethene	1.0	U	1.0	0.17
10061-01-5	cis-1,3-Dichloropropene	1.0	U	1.0	0.14
124-48-1	Dibromochloromethane	1.0	U	1.0	0.18
96-12-8	1,2-Dibromo-3-Chloropropane	2.0	U	2.0	0.67
106-93-4	1,2-Dibromoethane	1.0	U	1.0	0.24
74-95-3	Dibromomethane	1.0	U	1.0	0.28
95-50-1	1,2-Dichlorobenzene	1.0	U	1.0	0.13
541-73-1	1,3-Dichlorobenzene	1.0	U	1.0	0.14
106-46-7	1,4-Dichlorobenzene	1.0	U	1.0	0.13
75-71-8	Dichlorodifluoromethane	1.0	U	1.0	0.31
75-34-3	1,1-Dichloroethane	1.0	U	1.0	0.15
107-06-2	1,2-Dichloroethane	1.0	U	1.0	0.22
75-35-4	1,1-Dichloroethene	1.0	U	1.0	0.19
78-87-5	1,2-Dichloropropane	1.0	U	1.0	0.18
142-28-9	1,3-Dichloropropane	1.0	U	1.0	0.16
594-20-7	2,2-Dichloropropane	1.0	U	1.0	0.13
563-58-6	1,1-Dichloropropene	1.0	U	1.0	0.13
108-20-3	Diisopropyl ether	10	U *	10	1.5
100-41-4	Ethylbenzene	1.0	U	1.0	0.17

FORM I
GC/MS VOA ORGANICS ANALYSIS DATA SHEET

Lab Name: TestAmerica North Canton | Job No.: 240-1564-1

SDG No.:

Client Sample ID: MSA-MW-39S-062811 | Lab Sample ID: 240-1564-1

Matrix: Water | Lab File ID: UXX3046.D

Analysis Method: 8260C | Date Collected: 06/28/2011 10:40

Sample wt/vol: 5(mL) | Date Analyzed: 07/06/2011 21:27

Soil Aliquot Vol: | Dilution Factor: 1

Soil Extract Vol.: | GC Column: DB-624 ID: 0.18(mm)

% Moisture: | Level: (low/med) Low

Analysis Batch No.: 7323 | Units: ug/L

CAS NO.	COMPOUND NAME	RESULT	Q	RL	MDL
67-64-1	Acetone	4.4	J	10	1.1
71-43-2	Benzene	2.2		1.0	0.13
108-86-1	Bromobenzene	1.0	U	1.0	0.13
74-97-5	Bromochloromethane	1.0	U	1.0	0.29
75-27-4	Bromodichloromethane	1.0	U	1.0	0.15
75-25-2	Bromoform	1.0	U	1.0	0.64
74-83-9	Bromomethane	1.0	U	1.0	0.41
78-93-3	2-Butanone	10	U	10	0.57
75-15-0	Carbon disulfide	1.0	U	1.0	0.13
56-23-5	Carbon tetrachloride	1.0	U	1.0	0.13
108-90-7	Chlorobenzene	3.9		1.0	0.15
75-00-3	Chloroethane	1.0	U	1.0	0.29
110-75-8	2-Chloroethyl vinyl ether	10	U	10	0.99
67-66-3	Chloroform	1.0	U	1.0	0.16
74-87-3	Chloromethane	1.0	U	1.0	0.30
95-49-8	2-Chlorotoluene	1.0	U	1.0	0.11
106-43-4	4-Chlorotoluene	1.0	U	1.0	0.18
156-59-2	cis-1,2-Dichloroethene	15		1.0	0.17
10061-01-5	cis-1,3-Dichloropropene	1.0	U	1.0	0.14
124-48-1	Dibromochloromethane	1.0	U	1.0	0.18
96-12-8	1,2-Dibromo-3-Chloropropane	2.0	U	2.0	0.67
106-93-4	1,2-Dibromoethane	1.0	U	1.0	0.24
74-95-3	Dibromomethane	1.0	U	1.0	0.28
95-50-1	1,2-Dichlorobenzene	1.0	U	1.0	0.13
541-73-1	1,3-Dichlorobenzene	1.0	U	1.0	0.14
106-46-7	1,4-Dichlorobenzene	1.0	U	1.0	0.13
75-71-8	Dichlorodifluoromethane	1.0	U	1.0	0.31
75-34-3	1,1-Dichloroethane	1.0	U	1.0	0.15
107-06-2	1,2-Dichloroethane	1.5		1.0	0.22
75-35-4	1,1-Dichloroethene	1.0	U	1.0	0.19
78-87-5	1,2-Dichloropropane	1.0	U	1.0	0.18
142-28-9	1,3-Dichloropropane	1.0	U	1.0	0.16
594-20-7	2,2-Dichloropropane	1.0	U	1.0	0.13
563-58-6	1,1-Dichloropropene	1.0	U	1.0	0.13
108-20-3	Diisopropyl ether	10	U *	10	1.5
100-41-4	Ethylbenzene	0.34	J	1.0	0.17

FORM I
GC/MS VOA ORGANICS ANALYSIS DATA SHEET

Lab Name: TestAmerica North Canton | Job No.: 240-1564-1

SDG No.:

Client Sample ID: MSA-MW-39S-062811 | Lab Sample ID: 240-1564-1

Matrix: Water | Lab File ID: UXX3046.D

Analysis Method: 8260C | Date Collected: 06/28/2011 10:40

Sample wt/vol: 5(mL) | Date Analyzed: 07/06/2011 21:27

Soil Aliquot Vol: | Dilution Factor: 1

Soil Extract Vol.: | GC Column: DB-624 ID: 0.18(mm)

% Moisture: | Level: (low/med) Low

Analysis Batch No.: 7323 | Units: ug/L

CAS NO.	COMPOUND NAME	RESULT	Q	RL	MDL
637-92-3	Ethyl-t-butyl ether (ETBE)	5.0	U	5.0	0.11
87-68-3	Hexachlorobutadiene	1.0	U	1.0	0.30
591-78-6	2-Hexanone	10	U	10	0.41
98-82-8	Isopropylbenzene	1.0	U	1.0	0.13
75-09-2	Methylene Chloride	1.0	U	1.0	0.33
108-10-1	4-Methyl-2-pentanone	10	U	10	0.32
1634-04-4	Methyl tert-butyl ether	5.0	U	5.0	0.17
179601-23-1	m-Xylene & p-Xylene	0.88	J	2.0	0.24
91-20-3	Naphthalene	2.0		1.0	0.24
104-51-8	n-Butylbenzene	1.0	U	1.0	0.12
103-65-1	n-Propylbenzene	1.0	U	1.0	0.14
95-47-6	o-Xylene	0.91	J	1.0	0.14
99-87-6	p-Isopropyltoluene	1.0	U	1.0	0.12
135-98-8	sec-Butylbenzene	1.0	U	1.0	0.13
100-42-5	Styrene	1.0	U	1.0	0.11
994-05-8	Tert-amyl-methyl ether (TAME)	5.0	U	5.0	0.067
75-65-0	tert-Butyl alcohol	50	U	50	3.9
98-06-6	tert-Butylbenzene	1.0	U	1.0	0.13
630-20-6	1,1,1,2-Tetrachloroethane	1.0	U	1.0	0.23
79-34-5	1,1,2,2-Tetrachloroethane	1.0	U	1.0	0.18
127-18-4	Tetrachloroethene	1.0	U	1.0	0.29
108-88-3	Toluene	0.55	J	1.0	0.13
156-60-5	trans-1,2-Dichloroethene	0.51	J	1.0	0.19
10061-02-6	trans-1,3-Dichloropropene	1.0	U	1.0	0.19
87-61-6	1,2,3-Trichlorobenzene	1.0	U	1.0	0.17
120-82-1	1,2,4-Trichlorobenzene	1.0	U	1.0	0.15
71-55-6	1,1,1-Trichloroethane	1.0	U	1.0	0.22
79-01-6	Trichloroethene	12		1.0	0.17
75-69-4	Trichlorofluoromethane	1.0	U	1.0	0.21
96-18-4	1,2,3-Trichloropropane	1.0	U	1.0	0.43
76-13-1	1,1,2-Trichloro-1,2,2-trichfluoroethane	1.0	U	1.0	0.28
526-73-8	1,2,3-Trimethylbenzene	5.0	U	5.0	0.0059
95-63-6	1,2,4-Trimethylbenzene	1.0	U	1.0	0.12
108-05-4	Vinyl acetate	2.0	U	2.0	0.19
75-01-4	Vinyl chloride	12		1.0	0.22

FORM I
GC/MS VOA ORGANICS ANALYSIS DATA SHEET

Lab Name: TestAmerica North Canton | Job No.: 240-1564-1

SDG No.:

Client Sample ID: MSA-MW-39S-062811 | Lab Sample ID: 240-1564-1

Matrix: Water | Lab File ID: UXX3046.D

Analysis Method: 8260C | Date Collected: 06/28/2011 10:40

Sample wt/vol: 5(mL) | Date Analyzed: 07/06/2011 21:27

Soil Aliquot Vol: | Dilution Factor: 1

Soil Extract Vol.: | GC Column: DB-624 ID: 0.18(mm)

% Moisture: | Level: (low/med) Low

Analysis Batch No.: 7323 | Units: ug/L

CAS NO.	COMPOUND NAME	RESULT	Q	RL	MDL
1330-20-7	Xylenes, Total	1.8	J	2.0	0.28

CAS NO.	SURROGATE	%REC	Q	LIMITS
460-00-4	4-Bromofluorobenzene (Surr)	86		66-117
1868-53-7	Dibromofluoromethane (Surr)	96		75-121
17060-07-0	1,2-Dichloroethane-d4 (Surr)	93		63-129
2037-26-5	Toluene-d8 (Surr)	95		74-115

FORM I
GC/MS VOA ORGANICS ANALYSIS DATA SHEET
TENTATIVELY IDENTIFIED COMPOUNDS

Lab Name: TestAmerica North Canton | Job No.: 240-1564-1

SDG No.:

Client Sample ID: MSA-MW-39S-062811 | Lab Sample ID: 240-1564-1

Matrix: Water | Lab File ID: UXX3046.D

Analysis Method: 8260C | Date Collected: 06/28/2011 10:40

Sample wt/vol: 5(mL) | Date Analyzed: 07/06/2011 21:27

Soil Aliquot Vol: | Dilution Factor: 1

Soil Extract Vol.: | GC Column: DB-624 ID: 0.18(mm)

% Moisture: | Level: (low/med) Low

Analysis Batch No.: 7323 | Units: ug/L

Number TICs Found: 4 | TIC Result Total: 53.77

CAS NO.	COMPOUND NAME	RT	RESULT	Q
110-82-7	Cyclohexane	4.64	0.34	J
108-87-2	Methylcyclohexane	5.61	0.13	J
123-91-1	1,4-Dioxane	5.72	50	
496-11-7	Indane	10.31	3.3	T J N

FORM I
GC/MS VOA ORGANICS ANALYSIS DATA SHEET

Lab Name: TestAmerica North Canton | Job No.: 240-1564-1

SDG No.:

Client Sample ID: MSA-MW38S-062911 | Lab Sample ID: 240-1591-1

Matrix: Water | Lab File ID: UXX3049.D

Analysis Method: 8260C | Date Collected: 06/29/2011 09:00

Sample wt/vol: 5(mL) | Date Analyzed: 07/06/2011 22:31

Soil Aliquot Vol: | Dilution Factor: 1

Soil Extract Vol.: | GC Column: DB-624 ID: 0.18(mm)

% Moisture: | Level: (low/med) Low

Analysis Batch No.: 7323 | Units: ug/L

CAS NO.	COMPOUND NAME	RESULT	Q	RL	MDL
637-92-3	Ethyl-t-butyl ether (ETBE)	5.0	U	5.0	0.11
87-68-3	Hexachlorobutadiene	1.0	U	1.0	0.30
591-78-6	2-Hexanone	10	U	10	0.41
98-82-8	Isopropylbenzene	1.0	U	1.0	0.13
75-09-2	Methylene Chloride	1.0	U	1.0	0.33
108-10-1	4-Methyl-2-pentanone	10	U	10	0.32
1634-04-4	Methyl tert-butyl ether	5.0	U	5.0	0.17
179601-23-1	m-Xylene & p-Xylene	2.0	U	2.0	0.24
91-20-3	Naphthalene	1.0	U	1.0	0.24
104-51-8	n-Butylbenzene	1.0	U	1.0	0.12
103-65-1	n-Propylbenzene	1.0	U	1.0	0.14
95-47-6	o-Xylene	1.0	U	1.0	0.14
99-87-6	p-Isopropyltoluene	1.0	U	1.0	0.12
135-98-8	sec-Butylbenzene	1.0	U	1.0	0.13
100-42-5	Styrene	1.0	U	1.0	0.11
994-05-8	Tert-amyl-methyl ether (TAME)	5.0	U	5.0	0.067
75-65-0	tert-Butyl alcohol	50	U	50	3.9
98-06-6	tert-Butylbenzene	1.0	U	1.0	0.13
630-20-6	1,1,1,2-Tetrachloroethane	1.0	U	1.0	0.23
79-34-5	1,1,2,2-Tetrachloroethane	1.0	U	1.0	0.18
127-18-4	Tetrachloroethene	1.0	U	1.0	0.29
108-88-3	Toluene	1.0	U	1.0	0.13
156-60-5	trans-1,2-Dichloroethene	1.0	U	1.0	0.19
10061-02-6	trans-1,3-Dichloropropene	1.0	U	1.0	0.19
87-61-6	1,2,3-Trichlorobenzene	1.0	U	1.0	0.17
120-82-1	1,2,4-Trichlorobenzene	1.0	U	1.0	0.15
71-55-6	1,1,1-Trichloroethane	1.0	U	1.0	0.22
79-01-6	Trichloroethene	1.0	U	1.0	0.17
75-69-4	Trichlorofluoromethane	1.0	U	1.0	0.21
96-18-4	1,2,3-Trichloropropane	1.0	U	1.0	0.43
76-13-1	1,1,2-Trichloro-1,2,2-trichfluoroethane	1.0	U	1.0	0.28
526-73-8	1,2,3-Trimethylbenzene	5.0	U	5.0	0.0059
95-63-6	1,2,4-Trimethylbenzene	1.0	U	1.0	0.12
108-05-4	Vinyl acetate	2.0	U	2.0	0.19
75-01-4	Vinyl chloride	1.0	U	1.0	0.22

FORM I
GC/MS VOA ORGANICS ANALYSIS DATA SHEET

Lab Name: TestAmerica North Canton | Job No.: 240-1564-1

SDG No.:

Client Sample ID: MSA-MW38S-062911 | Lab Sample ID: 240-1591-1

Matrix: Water | Lab File ID: UXX3049.D

Analysis Method: 8260C | Date Collected: 06/29/2011 09:00

Sample wt/vol: 5(mL) | Date Analyzed: 07/06/2011 22:31

Soil Aliquot Vol: | Dilution Factor: 1

Soil Extract Vol.: | GC Column: DB-624 ID: 0.18(mm)

% Moisture: | Level: (low/med) Low

Analysis Batch No.: 7323 | Units: ug/L

CAS NO.	COMPOUND NAME	RESULT	Q	RL	MDL
1330-20-7	Xylenes, Total	2.0	U	2.0	0.28

CAS NO.	SURROGATE	%REC	Q	LIMITS
460-00-4	4-Bromofluorobenzene (Surr)	77		66-117
1868-53-7	Dibromofluoromethane (Surr)	96		75-121
17060-07-0	1,2-Dichloroethane-d4 (Surr)	94		63-129
2037-26-5	Toluene-d8 (Surr)	89		74-115

FORM I
GC/MS VOA ORGANICS ANALYSIS DATA SHEET
TENTATIVELY IDENTIFIED COMPOUNDS

Lab Name: TestAmerica North Canton | Job No.: 240-1564-1

SDG No.:

Client Sample ID: MSA-MW38S-062911 | Lab Sample ID: 240-1591-1

Matrix: Water | Lab File ID: UXX3049.D

Analysis Method: 8260C | Date Collected: 06/29/2011 09:00

Sample wt/vol: 5(mL) | Date Analyzed: 07/06/2011 22:31

Soil Aliquot Vol: | Dilution Factor: 1

Soil Extract Vol.: | GC Column: DB-624 ID: 0.18(mm)

% Moisture: | Level: (low/med) Low

Analysis Batch No.: 7323 | Units: ug/L

Number TICs Found: 0 | TIC Result Total: 0

CAS NO.	COMPOUND NAME	RT	RESULT	Q
Tentatively Identified Compound			None	

FORM I
GC/MS VOA ORGANICS ANALYSIS DATA SHEET

Lab Name: TestAmerica North Canton | Job No.: 240-1564-1

SDG No.:

Client Sample ID: MSA-MW30I-062911 | Lab Sample ID: 240-1591-2

Matrix: Water | Lab File ID: UXX3050.D

Analysis Method: 8260C | Date Collected: 06/29/2011 13:25

Sample wt/vol: 5(mL) | Date Analyzed: 07/06/2011 22:52

Soil Aliquot Vol: | Dilution Factor: 20

Soil Extract Vol.: | GC Column: DB-624 ID: 0.18(mm)

% Moisture: | Level: (low/med) Low

Analysis Batch No.: 7323 | Units: ug/L

CAS NO.	COMPOUND NAME	RESULT	Q	RL	MDL
67-64-1	Acetone	36	J	200	22
71-43-2	Benzene	20	U	20	2.6
108-86-1	Bromobenzene	20	U	20	2.6
74-97-5	Bromochloromethane	20	U	20	5.8
75-27-4	Bromodichloromethane	20	U	20	3.0
75-25-2	Bromoform	20	U	20	13
74-83-9	Bromomethane	20	U	20	8.2
78-93-3	2-Butanone	200	U	200	11
75-15-0	Carbon disulfide	20	U	20	2.6
56-23-5	Carbon tetrachloride	20	U	20	2.6
108-90-7	Chlorobenzene	20	U	20	3.0
75-00-3	Chloroethane	20	U	20	5.8
110-75-8	2-Chloroethyl vinyl ether	200	U	200	20
67-66-3	Chloroform	20	U	20	3.2
74-87-3	Chloromethane	20	U	20	6.0
95-49-8	2-Chlorotoluene	20	U	20	2.2
106-43-4	4-Chlorotoluene	20	U	20	3.6
156-59-2	cis-1,2-Dichloroethene	20	U	20	3.4
10061-01-5	cis-1,3-Dichloropropene	20	U	20	2.8
124-48-1	Dibromochloromethane	20	U	20	3.6
96-12-8	1,2-Dibromo-3-Chloropropane	40	U	40	13
106-93-4	1,2-Dibromoethane	20	U	20	4.8
74-95-3	Dibromomethane	20	U	20	5.6
95-50-1	1,2-Dichlorobenzene	20	U	20	2.6
541-73-1	1,3-Dichlorobenzene	20	U	20	2.8
106-46-7	1,4-Dichlorobenzene	20	U	20	2.6
75-71-8	Dichlorodifluoromethane	20	U	20	6.2
75-34-3	1,1-Dichloroethane	20	U	20	3.0
107-06-2	1,2-Dichloroethane	20	U	20	4.4
75-35-4	1,1-Dichloroethene	20	U	20	3.8
78-87-5	1,2-Dichloropropane	20	U	20	3.6
142-28-9	1,3-Dichloropropane	20	U	20	3.2
594-20-7	2,2-Dichloropropane	20	U	20	2.6
563-58-6	1,1-Dichloropropene	20	U	20	2.6
108-20-3	Diisopropyl ether	200	U *	200	30
100-41-4	Ethylbenzene	20	U	20	3.4

FORM I
GC/MS VOA ORGANICS ANALYSIS DATA SHEET

Lab Name: TestAmerica North Canton Job No.: 240-1564-1

SDG No.:

Client Sample ID: MSA-MW30I-062911 Lab Sample ID: 240-1591-2

Matrix: Water Lab File ID: UXX3050.D

Analysis Method: 8260C Date Collected: 06/29/2011 13:25

Sample wt/vol: 5(mL) Date Analyzed: 07/06/2011 22:52

Soil Aliquot Vol: Dilution Factor: 20

Soil Extract Vol.: GC Column: DB-624 ID: 0.18(mm)

% Moisture: Level: (low/med) Low

Analysis Batch No.: 7323 Units: ug/L

CAS NO.	COMPOUND NAME	RESULT	Q	RL	MDL
637-92-3	Ethyl-t-butyl ether (ETBE)	100	U	100	2.2
87-68-3	Hexachlorobutadiene	20	U	20	6.0
591-78-6	2-Hexanone	200	U	200	8.2
98-82-8	Isopropylbenzene	20	U	20	2.6
75-09-2	Methylene Chloride	20	U	20	6.6
108-10-1	4-Methyl-2-pentanone	200	U	200	6.4
1634-04-4	Methyl tert-butyl ether	100	U	100	3.4
179601-23-1	m-Xylene & p-Xylene	40	U	40	4.8
91-20-3	Naphthalene	20	U	20	4.8
104-51-8	n-Butylbenzene	20	U	20	2.4
103-65-1	n-Propylbenzene	20	U	20	2.8
95-47-6	o-Xylene	20	U	20	2.8
99-87-6	p-Isopropyltoluene	20	U	20	2.4
135-98-8	sec-Butylbenzene	20	U	20	2.6
100-42-5	Styrene	20	U	20	2.2
994-05-8	Tert-amyl-methyl ether (TAME)	100	U	100	1.3
75-65-0	tert-Butyl alcohol	1000	U	1000	78
98-06-6	tert-Butylbenzene	20	U	20	2.6
630-20-6	1,1,1,2-Tetrachloroethane	20	U	20	4.6
79-34-5	1,1,2,2-Tetrachloroethane	20	U	20	3.6
127-18-4	Tetrachloroethene	20	U	20	5.8
108-88-3	Toluene	20	U	20	2.6
156-60-5	trans-1,2-Dichloroethene	20	U	20	3.8
10061-02-6	trans-1,3-Dichloropropene	20	U	20	3.8
87-61-6	1,2,3-Trichlorobenzene	20	U	20	3.4
120-82-1	1,2,4-Trichlorobenzene	20	U	20	3.0
71-55-6	1,1,1-Trichloroethane	20	U	20	4.4
79-01-6	Trichloroethene	490		20	3.4
75-69-4	Trichlorofluoromethane	20	U	20	4.2
96-18-4	1,2,3-Trichloropropane	20	U	20	8.6
76-13-1	1,1,2-Trichloro-1,2,2-trichfluoroethane	20	U	20	5.6
526-73-8	1,2,3-Trimethylbenzene	100	U	100	0.12
95-63-6	1,2,4-Trimethylbenzene	20	U	20	2.4
108-05-4	Vinyl acetate	40	U	40	3.8
75-01-4	Vinyl chloride	20	U	20	4.4

FORM I
GC/MS VOA ORGANICS ANALYSIS DATA SHEET

Lab Name: TestAmerica North Canton | Job No.: 240-1564-1

SDG No.:

Client Sample ID: MSA-MW30I-062911 | Lab Sample ID: 240-1591-2

Matrix: Water | Lab File ID: UXX3050.D

Analysis Method: 8260C | Date Collected: 06/29/2011 13:25

Sample wt/vol: 5(mL) | Date Analyzed: 07/06/2011 22:52

Soil Aliquot Vol: | Dilution Factor: 20

Soil Extract Vol.: | GC Column: DB-624 ID: 0.18(mm)

% Moisture: | Level: (low/med) Low

Analysis Batch No.: 7323 | Units: ug/L

CAS NO.	COMPOUND NAME	RESULT	Q	RL	MDL
1330-20-7	Xylenes, Total	40	U	40	5.6

CAS NO.	SURROGATE	%REC	Q	LIMITS
460-00-4	4-Bromofluorobenzene (Surr)	79		66-117
1868-53-7	Dibromofluoromethane (Surr)	98		75-121
17060-07-0	1,2-Dichloroethane-d4 (Surr)	96		63-129
2037-26-5	Toluene-d8 (Surr)	91		74-115

FORM I
GC/MS VOA ORGANICS ANALYSIS DATA SHEET
TENTATIVELY IDENTIFIED COMPOUNDS

Lab Name: TestAmerica North Canton	Job No.: 240-1564-1
SDG No.:	
Client Sample ID: MSA-MW30I-062911	Lab Sample ID: 240-1591-2
Matrix: Water	Lab File ID: UXX3050.D
Analysis Method: 8260C	Date Collected: 06/29/2011 13:25
Sample wt/vol: 5(mL)	Date Analyzed: 07/06/2011 22:52
Soil Aliquot Vol:	Dilution Factor: 20
Soil Extract Vol.:	GC Column: DB-624 ID: 0.18(mm)
% Moisture:	Level: (low/med) Low
Analysis Batch No.: 7323	Units: ug/L
Number TICs Found: 0	TIC Result Total: 0

CAS NO.	COMPOUND NAME	RT	RESULT	Q
	Tentatively Identified Compound		None	

FORM I
GC/MS SEMI VOA ORGANICS ANALYSIS DATA SHEET

Lab Name: TestAmerica North Canton | Job No.: 240-1564-1

SDG No.:

Client Sample ID: MSA-MW-35S-062811 | Lab Sample ID: 240-1564-2

Matrix: Water | Lab File ID: 0716130.D

Analysis Method: 8270D | Date Collected: 06/28/2011 12:55

Extract. Method: 3510C | Date Extracted: 07/02/2011 07:21

Sample wt/vol: 1020(mL) | Date Analyzed: 07/17/2011 16:32

Con. Extract Vol.: 2(mL) | Dilution Factor: 1

Injection Volume: 1(uL) | Level: (low/med) Low

% Moisture: | GPC Cleanup:(Y/N) N

Analysis Batch No.: 8657 | Units: ug/L

CAS NO.	COMPOUND NAME	RESULT	Q	RL	MDL
83-32-9	Acenaphthene	0.20	U	0.20	0.098
208-96-8	Acenaphthylene	0.20	U	0.20	0.098
98-86-2	Acetophenone	0.98	U	0.98	0.33
120-12-7	Anthracene	0.20	U	0.20	0.098
1912-24-9	Atrazine	0.98	U	0.98	0.33
100-52-7	Benzaldehyde	0.98	U	0.98	0.38
56-55-3	Benzo[a]anthracene	0.20	U	0.20	0.098
50-32-8	Benzo[a]pyrene	0.20	U	0.20	0.098
205-99-2	Benzo[b]fluoranthene	0.20	U	0.20	0.098
191-24-2	Benzo[g,h,i]perylene	0.20	U	0.20	0.098
207-08-9	Benzo[k]fluoranthene	0.20	U	0.20	0.098
92-52-4	1,1'-Biphenyl	0.98	U	0.98	0.78
111-91-1	Bis(2-chloroethoxy)methane	0.98	U	0.98	0.31
111-44-4	Bis(2-chloroethyl)ether	0.98	U	0.98	0.098
117-81-7	Bis(2-ethylhexyl) phthalate	2.0	U	2.0	0.78
101-55-3	4-Bromophenyl phenyl ether	2.0	U	2.0	0.78
85-68-7	Butyl benzyl phthalate	0.98	U	0.98	0.78
105-60-2	Caprolactam	4.9	U	4.9	0.78
86-74-8	Carbazole	0.98	U	0.98	0.27
106-47-8	4-Chloroaniline	2.0	U	2.0	0.78
59-50-7	4-Chloro-3-methylphenol	2.0	U	2.0	0.78
91-58-7	2-Chloronaphthalene	0.98	U	0.98	0.098
95-57-8	2-Chlorophenol	0.98	U	0.98	0.28
7005-72-3	4-Chlorophenyl phenyl ether	2.0	U	2.0	0.29
218-01-9	Chrysene	0.20	U	0.20	0.098
53-70-3	Dibenzo(a,h)anthracene	0.20	U	0.20	0.098
132-64-9	Dibenzofuran	0.98	U	0.98	0.098
91-94-1	3,3'-Dichlorobenzidine	4.9	U	4.9	0.36
120-83-2	2,4-Dichlorophenol	2.0	U	2.0	0.78
84-66-2	Diethyl phthalate	0.98	U	0.98	0.59
105-67-9	2,4-Dimethylphenol	2.0	U	2.0	0.78
131-11-3	Dimethyl phthalate	0.98	U	0.98	0.28
84-74-2	Di-n-butyl phthalate	0.98	U	0.98	0.66
534-52-1	4,6-Dinitro-2-methylphenol	4.9	U	4.9	2.4

FORM I
GC/MS SEMI VOA ORGANICS ANALYSIS DATA SHEET

Lab Name: TestAmerica North Canton | Job No.: 240-1564-1

SDG No.:

Client Sample ID: MSA-MW-35S-062811 | Lab Sample ID: 240-1564-2

Matrix: Water | Lab File ID: 0716130.D

Analysis Method: 8270D | Date Collected: 06/28/2011 12:55

Extract. Method: 3510C | Date Extracted: 07/02/2011 07:21

Sample wt/vol: 1020(mL) | Date Analyzed: 07/17/2011 16:32

Con. Extract Vol.: 2(mL) | Dilution Factor: 1

Injection Volume: 1(uL) | Level: (low/med) Low

% Moisture: | GPC Cleanup:(Y/N) N

Analysis Batch No.: 8657 | Units: ug/L

CAS NO.	COMPOUND NAME	RESULT	Q	RL	MDL
51-28-5	2,4-Dinitrophenol	4.9	U	4.9	2.4
121-14-2	2,4-Dinitrotoluene	4.9	U	4.9	0.26
606-20-2	2,6-Dinitrotoluene	4.9	U	4.9	0.78
117-84-0	Di-n-octyl phthalate	0.98	U	0.98	0.78
206-44-0	Fluoranthene	0.20	U	0.20	0.098
86-73-7	Fluorene	0.20	U	0.20	0.098
118-74-1	Hexachlorobenzene	0.20	U	0.20	0.098
87-68-3	Hexachlorobutadiene	0.98	U	0.98	0.26
77-47-4	Hexachlorocyclopentadiene	9.8	U	9.8	0.78
67-72-1	Hexachloroethane	0.98	U	0.98	0.78
193-39-5	Indeno[1,2,3-cd]pyrene	0.20	U	0.20	0.098
78-59-1	Isophorone	0.98	U	0.98	0.26
91-57-6	2-Methylnaphthalene	0.20	U	0.20	0.098
95-48-7	2-Methylphenol	0.98	U	0.98	0.78
123-91-1	1,4-Dioxane	2.4		0.98	0.48
15831-10-4	3 & 4 Methylphenol	2.0	U	2.0	0.74
91-20-3	Naphthalene	0.20	U	0.20	0.098
88-74-4	2-Nitroaniline	2.0	U	2.0	0.78
99-09-2	3-Nitroaniline	2.0	U	2.0	0.27
100-01-6	4-Nitroaniline	2.0	U	2.0	0.78
98-95-3	Nitrobenzene	0.98	U	0.98	0.039
88-75-5	2-Nitrophenol	2.0	U	2.0	0.27
100-02-7	4-Nitrophenol	4.9	U	4.9	2.4
621-64-7	N-Nitrosodi-n-propylamine	0.98	U	0.98	0.78
86-30-6	N-Nitrosodiphenylamine	0.98	U	0.98	0.30
108-60-1	2,2'-oxybis[1-chloropropane]	0.98	U	0.98	0.39
87-86-5	Pentachlorophenol	4.9	U	4.9	2.4
85-01-8	Phenanthrene	0.20	U	0.20	0.098
108-95-2	Phenol	0.98	U	0.98	0.59
129-00-0	Pyrene	0.20	U	0.20	0.098
95-95-4	2,4,5-Trichlorophenol	4.9	U	4.9	0.29
88-06-2	2,4,6-Trichlorophenol	4.9	U	4.9	0.78
62-75-9	N-Nitrosodimethylamine	0.98	U	0.98	0.30

FORM I
GC/MS SEMI VOA ORGANICS ANALYSIS DATA SHEET

Lab Name: TestAmerica North Canton | Job No.: 240-1564-1

SDG No.:

Client Sample ID: MSA-MW-35S-062811 | Lab Sample ID: 240-1564-2

Matrix: Water | Lab File ID: 0716130.D

Analysis Method: 8270D | Date Collected: 06/28/2011 12:55

Extract. Method: 3510C | Date Extracted: 07/02/2011 07:21

Sample wt/vol: 1020(mL) | Date Analyzed: 07/17/2011 16:32

Con. Extract Vol.: 2(mL) | Dilution Factor: 1

Injection Volume: 1(uL) | Level: (low/med) Low

% Moisture: | GPC Cleanup:(Y/N) N

Analysis Batch No.: 8657 | Units: ug/L

CAS NO.	SURROGATE	%REC	Q	LIMITS
321-60-8	2-Fluorobiphenyl (Surr)	42		28-110
367-12-4	2-Fluorophenol (Surr)	44		10-110
4165-60-0	Nitrobenzene-d5 (Surr)	42		27-111
4165-62-2	Phenol-d5 (Surr)	52		10-110
1718-51-0	Terphenyl-d14 (Surr)	57		37-119
118-79-6	2,4,6-Tribromophenol (Surr)	50		22-120

FORM I
GC/MS SEMI VOA ORGANICS ANALYSIS DATA SHEET

Lab Name: TestAmerica North Canton | Job No.: 240-1564-1

SDG No.:

Client Sample ID: MSA-MW-37S-062811 | Lab Sample ID: 240-1564-3

Matrix: Water | Lab File ID: 0716131.D

Analysis Method: 8270D | Date Collected: 06/28/2011 14:35

Extract. Method: 3510C | Date Extracted: 07/02/2011 07:21

Sample wt/vol: 1050(mL) | Date Analyzed: 07/17/2011 16:49

Con. Extract Vol.: 2(mL) | Dilution Factor: 1

Injection Volume: 1(uL) | Level: (low/med) Low

% Moisture: | GPC Cleanup:(Y/N) N

Analysis Batch No.: 8657 | Units: ug/L

CAS NO.	COMPOUND NAME	RESULT	Q	RL	MDL
83-32-9	Acenaphthene	0.19	U	0.19	0.095
208-96-8	Acenaphthylene	0.19	U	0.19	0.095
98-86-2	Acetophenone	0.95	U	0.95	0.32
120-12-7	Anthracene	0.19	U	0.19	0.095
1912-24-9	Atrazine	0.95	U	0.95	0.32
100-52-7	Benzaldehyde	0.95	U	0.95	0.37
56-55-3	Benzo[a]anthracene	0.19	U	0.19	0.095
50-32-8	Benzo[a]pyrene	0.19	U	0.19	0.095
205-99-2	Benzo[b]fluoranthene	0.19	U	0.19	0.095
191-24-2	Benzo[g,h,i]perylene	0.19	U	0.19	0.095
207-08-9	Benzo[k]fluoranthene	0.19	U	0.19	0.095
92-52-4	1,1'-Biphenyl	0.95	U	0.95	0.76
111-91-1	Bis(2-chloroethoxy)methane	0.95	U	0.95	0.30
111-44-4	Bis(2-chloroethyl)ether	0.95	U	0.95	0.095
117-81-7	Bis(2-ethylhexyl) phthalate	0.92	J	1.9	0.76
101-55-3	4-Bromophenyl phenyl ether	1.9	U	1.9	0.76
85-68-7	Butyl benzyl phthalate	0.95	U	0.95	0.76
105-60-2	Caprolactam	4.8	U	4.8	0.76
86-74-8	Carbazole	0.95	U	0.95	0.27
106-47-8	4-Chloroaniline	1.9	U	1.9	0.76
59-50-7	4-Chloro-3-methylphenol	1.9	U	1.9	0.76
91-58-7	2-Chloronaphthalene	0.95	U	0.95	0.095
95-57-8	2-Chlorophenol	0.95	U	0.95	0.28
7005-72-3	4-Chlorophenyl phenyl ether	1.9	U	1.9	0.29
218-01-9	Chrysene	0.19	U	0.19	0.095
53-70-3	Dibenzo(a,h)anthracene	0.19	U	0.19	0.095
132-64-9	Dibenzofuran	0.95	U	0.95	0.095
91-94-1	3,3'-Dichlorobenzidine	4.8	U	4.8	0.35
120-83-2	2,4-Dichlorophenol	1.9	U	1.9	0.76
84-66-2	Diethyl phthalate	0.95	U	0.95	0.57
105-67-9	2,4-Dimethylphenol	1.9	U	1.9	0.76
131-11-3	Dimethyl phthalate	0.95	U	0.95	0.28
84-74-2	Di-n-butyl phthalate	0.95	U	0.95	0.64
534-52-1	4,6-Dinitro-2-methylphenol	4.8	U	4.8	2.3

FORM I
GC/MS SEMI VOA ORGANICS ANALYSIS DATA SHEET

Lab Name: TestAmerica North Canton | Job No.: 240-1564-1

SDG No.:

Client Sample ID: MSA-MW-37S-062811 | Lab Sample ID: 240-1564-3

Matrix: Water | Lab File ID: 0716131.D

Analysis Method: 8270D | Date Collected: 06/28/2011 14:35

Extract. Method: 3510C | Date Extracted: 07/02/2011 07:21

Sample wt/vol: 1050(mL) | Date Analyzed: 07/17/2011 16:49

Con. Extract Vol.: 2(mL) | Dilution Factor: 1

Injection Volume: 1(uL) | Level: (low/med) Low

% Moisture: | GPC Cleanup:(Y/N) N

Analysis Batch No.: 8657 | Units: ug/L

CAS NO.	COMPOUND NAME	RESULT	Q	RL	MDL
51-28-5	2,4-Dinitrophenol	4.8	U	4.8	2.3
121-14-2	2,4-Dinitrotoluene	4.8	U	4.8	0.26
606-20-2	2,6-Dinitrotoluene	4.8	U	4.8	0.76
117-84-0	Di-n-octyl phthalate	0.95	U	0.95	0.76
206-44-0	Fluoranthene	0.19	U	0.19	0.095
86-73-7	Fluorene	0.19	U	0.19	0.095
118-74-1	Hexachlorobenzene	0.19	U	0.19	0.095
87-68-3	Hexachlorobutadiene	0.95	U	0.95	0.26
77-47-4	Hexachlorocyclopentadiene	9.5	U	9.5	0.76
67-72-1	Hexachloroethane	0.95	U	0.95	0.76
193-39-5	Indeno[1,2,3-cd]pyrene	0.19	U	0.19	0.095
78-59-1	Isophorone	0.95	U	0.95	0.26
91-57-6	2-Methylnaphthalene	0.19	U	0.19	0.095
95-48-7	2-Methylphenol	0.95	U	0.95	0.76
123-91-1	1,4-Dioxane	0.95	U	0.95	0.47
15831-10-4	3 & 4 Methylphenol	1.9	U	1.9	0.71
91-20-3	Naphthalene	0.19	U	0.19	0.095
88-74-4	2-Nitroaniline	1.9	U	1.9	0.76
99-09-2	3-Nitroaniline	1.9	U	1.9	0.27
100-01-6	4-Nitroaniline	1.9	U	1.9	0.76
98-95-3	Nitrobenzene	0.95	U	0.95	0.038
88-75-5	2-Nitrophenol	1.9	U	1.9	0.27
100-02-7	4-Nitrophenol	4.8	U	4.8	2.3
621-64-7	N-Nitrosodi-n-propylamine	0.95	U	0.95	0.76
86-30-6	N-Nitrosodiphenylamine	0.95	U	0.95	0.30
108-60-1	2,2'-oxybis[1-chloropropane]	0.95	U	0.95	0.38
87-86-5	Pentachlorophenol	4.8	U	4.8	2.3
85-01-8	Phenanthrene	0.19	U	0.19	0.095
108-95-2	Phenol	0.95	U	0.95	0.57
129-00-0	Pyrene	0.19	U	0.19	0.095
95-95-4	2,4,5-Trichlorophenol	4.8	U	4.8	0.29
88-06-2	2,4,6-Trichlorophenol	4.8	U	4.8	0.76
62-75-9	N-Nitrosodimethylamine	0.95	U	0.95	0.30

FORM I
GC/MS SEMI VOA ORGANICS ANALYSIS DATA SHEET

Lab Name: TestAmerica North Canton	Job No.: 240-1564-1
SDG No.:	
Client Sample ID: MSA-MW-37S-062811	Lab Sample ID: 240-1564-3
Matrix: Water	Lab File ID: 0716131.D
Analysis Method: 8270D	Date Collected: 06/28/2011 14:35
Extract. Method: 3510C	Date Extracted: 07/02/2011 07:21
Sample wt/vol: 1050(mL)	Date Analyzed: 07/17/2011 16:49
Con. Extract Vol.: 2(mL)	Dilution Factor: 1
Injection Volume: 1(uL)	Level: (low/med) Low
% Moisture:	GPC Cleanup:(Y/N) N
Analysis Batch No.: 8657	Units: ug/L

CAS NO.	SURROGATE	%REC	Q	LIMITS
321-60-8	2-Fluorobiphenyl (Surr)	46		28-110
367-12-4	2-Fluorophenol (Surr)	57		10-110
4165-60-0	Nitrobenzene-d5 (Surr)	52		27-111
4165-62-2	Phenol-d5 (Surr)	63		10-110
1718-51-0	Terphenyl-d14 (Surr)	58		37-119
118-79-6	2,4,6-Tribromophenol (Surr)	57		22-120

FORM I
GC/MS SEMI VOA ORGANICS ANALYSIS DATA SHEET

Lab Name: TestAmerica North Canton | Job No.: 240-1564-1

SDG No.:

Client Sample ID: MSA-MW-39S-062811 | Lab Sample ID: 240-1564-1

Matrix: Water | Lab File ID: 0716129.D

Analysis Method: 8270D | Date Collected: 06/28/2011 10:40

Extract. Method: 3510C | Date Extracted: 07/02/2011 07:21

Sample wt/vol: 1050(mL) | Date Analyzed: 07/17/2011 16:16

Con. Extract Vol.: 2(mL) | Dilution Factor: 1

Injection Volume: 1(uL) | Level: (low/med) Low

% Moisture: | GPC Cleanup:(Y/N) N

Analysis Batch No.: 8657 | Units: ug/L

CAS NO.	COMPOUND NAME	RESULT	Q	RL	MDL
83-32-9	Acenaphthene	0.19	U	0.19	0.095
208-96-8	Acenaphthylene	0.19	U	0.19	0.095
98-86-2	Acetophenone	0.95	U	0.95	0.32
120-12-7	Anthracene	0.19	U	0.19	0.095
1912-24-9	Atrazine	0.95	U	0.95	0.32
100-52-7	Benzaldehyde	0.95	U	0.95	0.37
56-55-3	Benzo[a]anthracene	0.19	U	0.19	0.095
50-32-8	Benzo[a]pyrene	0.19	U	0.19	0.095
205-99-2	Benzo[b]fluoranthene	0.19	U	0.19	0.095
191-24-2	Benzo[g,h,i]perylene	0.19	U	0.19	0.095
207-08-9	Benzo[k]fluoranthene	0.19	U	0.19	0.095
92-52-4	1,1'-Biphenyl	0.95	U	0.95	0.76
111-91-1	Bis(2-chloroethoxy)methane	0.95	U	0.95	0.30
111-44-4	Bis(2-chloroethyl)ether	0.95	U	0.95	0.095
117-81-7	Bis(2-ethylhexyl) phthalate	1.3	J	1.9	0.76
101-55-3	4-Bromophenyl phenyl ether	1.9	U	1.9	0.76
85-68-7	Butyl benzyl phthalate	0.95	U	0.95	0.76
105-60-2	Caprolactam	4.8	U	4.8	0.76
86-74-8	Carbazole	0.95	U	0.95	0.27
106-47-8	4-Chloroaniline	1.9	U	1.9	0.76
59-50-7	4-Chloro-3-methylphenol	1.9	U	1.9	0.76
91-58-7	2-Chloronaphthalene	0.95	U	0.95	0.095
95-57-8	2-Chlorophenol	0.95	U	0.95	0.28
7005-72-3	4-Chlorophenyl phenyl ether	1.9	U	1.9	0.29
218-01-9	Chrysene	0.19	U	0.19	0.095
53-70-3	Dibenzo(a,h)anthracene	0.19	U	0.19	0.095
132-64-9	Dibenzofuran	0.95	U	0.95	0.095
91-94-1	3,3'-Dichlorobenzidine	4.8	U	4.8	0.35
120-83-2	2,4-Dichlorophenol	1.9	U	1.9	0.76
84-66-2	Diethyl phthalate	0.95	U	0.95	0.57
105-67-9	2,4-Dimethylphenol	1.9	U	1.9	0.76
131-11-3	Dimethyl phthalate	0.95	U	0.95	0.28
84-74-2	Di-n-butyl phthalate	0.95	U	0.95	0.64
534-52-1	4,6-Dinitro-2-methylphenol	4.8	U	4.8	2.3

FORM I
GC/MS SEMI VOA ORGANICS ANALYSIS DATA SHEET

Lab Name: TestAmerica North Canton | Job No.: 240-1564-1

SDG No.:

Client Sample ID: MSA-MW-39S-062811 | Lab Sample ID: 240-1564-1

Matrix: Water | Lab File ID: 0716129.D

Analysis Method: 8270D | Date Collected: 06/28/2011 10:40

Extract. Method: 3510C | Date Extracted: 07/02/2011 07:21

Sample wt/vol: 1050(mL) | Date Analyzed: 07/17/2011 16:16

Con. Extract Vol.: 2(mL) | Dilution Factor: 1

Injection Volume: 1(uL) | Level: (low/med) Low

% Moisture: | GPC Cleanup:(Y/N) N

Analysis Batch No.: 8657 | Units: ug/L

CAS NO.	COMPOUND NAME	RESULT	Q	RL	MDL
51-28-5	2,4-Dinitrophenol	4.8	U	4.8	2.3
121-14-2	2,4-Dinitrotoluene	4.8	U	4.8	0.26
606-20-2	2,6-Dinitrotoluene	4.8	U	4.8	0.76
117-84-0	Di-n-octyl phthalate	0.95	U	0.95	0.76
206-44-0	Fluoranthene	0.19	U	0.19	0.095
86-73-7	Fluorene	0.19	U	0.19	0.095
118-74-1	Hexachlorobenzene	0.19	U	0.19	0.095
87-68-3	Hexachlorobutadiene	0.95	U	0.95	0.26
77-47-4	Hexachlorocyclopentadiene	9.5	U	9.5	0.76
67-72-1	Hexachloroethane	0.95	U	0.95	0.76
193-39-5	Indeno[1,2,3-cd]pyrene	0.19	U	0.19	0.095
78-59-1	Isophorone	0.95	U	0.95	0.26
91-57-6	2-Methylnaphthalene	0.19	U	0.19	0.095
95-48-7	2-Methylphenol	0.95	U	0.95	0.76
123-91-1	1,4-Dioxane	29		0.95	0.47
15831-10-4	3 & 4 Methylphenol	1.9	U	1.9	0.71
91-20-3	Naphthalene	0.19	U	0.19	0.095
88-74-4	2-Nitroaniline	1.9	U	1.9	0.76
99-09-2	3-Nitroaniline	1.9	U	1.9	0.27
100-01-6	4-Nitroaniline	1.9	U	1.9	0.76
98-95-3	Nitrobenzene	0.95	U	0.95	0.038
88-75-5	2-Nitrophenol	1.9	U	1.9	0.27
100-02-7	4-Nitrophenol	4.8	U	4.8	2.3
621-64-7	N-Nitrosodi-n-propylamine	0.95	U	0.95	0.76
86-30-6	N-Nitrosodiphenylamine	0.95	U	0.95	0.30
108-60-1	2,2'-oxybis[1-chloropropane]	0.95	U	0.95	0.38
87-86-5	Pentachlorophenol	4.8	U	4.8	2.3
85-01-8	Phenanthrene	0.19	U	0.19	0.095
108-95-2	Phenol	0.95	U	0.95	0.57
129-00-0	Pyrene	0.19	U	0.19	0.095
95-95-4	2,4,5-Trichlorophenol	4.8	U	4.8	0.29
88-06-2	2,4,6-Trichlorophenol	4.8	U	4.8	0.76
62-75-9	N-Nitrosodimethylamine	0.95	U	0.95	0.30

FORM I
GC/MS SEMI VOA ORGANICS ANALYSIS DATA SHEET

Lab Name: TestAmerica North Canton | Job No.: 240-1564-1

SDG No.:

Client Sample ID: MSA-MW-39S-062811 | Lab Sample ID: 240-1564-1

Matrix: Water | Lab File ID: 0716129.D

Analysis Method: 8270D | Date Collected: 06/28/2011 10:40

Extract. Method: 3510C | Date Extracted: 07/02/2011 07:21

Sample wt/vol: 1050(mL) | Date Analyzed: 07/17/2011 16:16

Con. Extract Vol.: 2(mL) | Dilution Factor: 1

Injection Volume: 1(uL) | Level: (low/med) Low

% Moisture: | GPC Cleanup:(Y/N) N

Analysis Batch No.: 8657 | Units: ug/L

CAS NO.	SURROGATE	%REC	Q	LIMITS
321-60-8	2-Fluorobiphenyl (Surr)	44		28-110
367-12-4	2-Fluorophenol (Surr)	45		10-110
4165-60-0	Nitrobenzene-d5 (Surr)	42		27-111
4165-62-2	Phenol-d5 (Surr)	53		10-110
1718-51-0	Terphenyl-d14 (Surr)	46		37-119
118-79-6	2,4,6-Tribromophenol (Surr)	53		22-120

FORM I
GC/MS SEMI VOA ORGANICS ANALYSIS DATA SHEET

Lab Name: TestAmerica North Canton | Job No.: 240-1564-1

SDG No.:

Client Sample ID: MSA-MW30I-062911 | Lab Sample ID: 240-1591-2

Matrix: Water | Lab File ID: 0721117.D

Analysis Method: 8270D | Date Collected: 06/29/2011 13:25

Extract. Method: 3510C | Date Extracted: 07/01/2011 09:45

Sample wt/vol: 1010(mL) | Date Analyzed: 07/21/2011 17:06

Con. Extract Vol.: 2(mL) | Dilution Factor: 1

Injection Volume: 1(uL) | Level: (low/med) Low

% Moisture: | GPC Cleanup:(Y/N) N

Analysis Batch No.: 9245 | Units: ug/L

CAS NO.	COMPOUND NAME	RESULT	Q	RL	MDL
83-32-9	Acenaphthene	0.20	U	0.20	0.099
208-96-8	Acenaphthylene	0.20	U	0.20	0.099
98-86-2	Acetophenone	0.99	U	0.99	0.34
120-12-7	Anthracene	0.20	U	0.20	0.099
1912-24-9	Atrazine	0.99	U	0.99	0.34
100-52-7	Benzaldehyde	0.99	U	0.99	0.39
56-55-3	Benzo[a]anthracene	0.20	U	0.20	0.099
50-32-8	Benzo[a]pyrene	0.20	U	0.20	0.099
205-99-2	Benzo[b]fluoranthene	0.20	U	0.20	0.099
191-24-2	Benzo[g,h,i]perylene	0.20	U	0.20	0.099
207-08-9	Benzo[k]fluoranthene	0.20	U	0.20	0.099
92-52-4	1,1'-Biphenyl	0.99	U	0.99	0.79
111-91-1	Bis(2-chloroethoxy)methane	0.99	U	0.99	0.32
111-44-4	Bis(2-chloroethyl)ether	0.99	U	0.99	0.099
117-81-7	Bis(2-ethylhexyl) phthalate	2.0	U	2.0	0.79
101-55-3	4-Bromophenyl phenyl ether	2.0	U	2.0	0.79
85-68-7	Butyl benzyl phthalate	0.99	U	0.99	0.79
105-60-2	Caprolactam	5.0	U	5.0	0.79
86-74-8	Carbazole	0.99	U	0.99	0.28
106-47-8	4-Chloroaniline	2.0	U	2.0	0.79
59-50-7	4-Chloro-3-methylphenol	2.0	U	2.0	0.79
91-58-7	2-Chloronaphthalene	0.99	U	0.99	0.099
95-57-8	2-Chlorophenol	0.99	U	0.99	0.29
7005-72-3	4-Chlorophenyl phenyl ether	2.0	U	2.0	0.30
218-01-9	Chrysene	0.20	U	0.20	0.099
53-70-3	Dibenzo(a,h)anthracene	0.20	U	0.20	0.099
132-64-9	Dibenzofuran	0.99	U	0.99	0.099
91-94-1	3,3'-Dichlorobenzidine	5.0	U	5.0	0.37
120-83-2	2,4-Dichlorophenol	2.0	U	2.0	0.79
84-66-2	Diethyl phthalate	0.99	U	0.99	0.59
105-67-9	2,4-Dimethylphenol	2.0	U	2.0	0.79
131-11-3	Dimethyl phthalate	0.99	U	0.99	0.29
84-74-2	Di-n-butyl phthalate	0.99	U	0.99	0.66
534-52-1	4,6-Dinitro-2-methylphenol	5.0	U	5.0	2.4

FORM I
GC/MS SEMI VOA ORGANICS ANALYSIS DATA SHEET

Lab Name: TestAmerica North Canton | Job No.: 240-1564-1

SDG No.:

Client Sample ID: MSA-MW30I-062911 | Lab Sample ID: 240-1591-2

Matrix: Water | Lab File ID: 0721117.D

Analysis Method: 8270D | Date Collected: 06/29/2011 13:25

Extract. Method: 3510C | Date Extracted: 07/01/2011 09:45

Sample wt/vol: 1010(mL) | Date Analyzed: 07/21/2011 17:06

Con. Extract Vol.: 2(mL) | Dilution Factor: 1

Injection Volume: 1(uL) | Level: (low/med) Low

% Moisture: | GPC Cleanup:(Y/N) N

Analysis Batch No.: 9245 | Units: ug/L

CAS NO.	COMPOUND NAME	RESULT	Q	RL	MDL
51-28-5	2,4-Dinitrophenol	5.0	U	5.0	2.4
121-14-2	2,4-Dinitrotoluene	5.0	U	5.0	0.27
606-20-2	2,6-Dinitrotoluene	5.0	U	5.0	0.79
117-84-0	Di-n-octyl phthalate	0.99	U	0.99	0.79
206-44-0	Fluoranthene	0.20	U	0.20	0.099
86-73-7	Fluorene	0.20	U	0.20	0.099
118-74-1	Hexachlorobenzene	0.20	U	0.20	0.099
87-68-3	Hexachlorobutadiene	0.99	U	0.99	0.27
77-47-4	Hexachlorocyclopentadiene	9.9	U	9.9	0.79
67-72-1	Hexachloroethane	0.99	U	0.99	0.79
193-39-5	Indeno[1,2,3-cd]pyrene	0.20	U	0.20	0.099
78-59-1	Isophorone	0.99	U	0.99	0.27
91-57-6	2-Methylnaphthalene	0.20	U	0.20	0.099
95-48-7	2-Methylphenol	0.99	U	0.99	0.79
123-91-1	1,4-Dioxane	0.99	U	0.99	0.49
15831-10-4	3 & 4 Methylphenol	2.0	U	2.0	0.74
91-20-3	Naphthalene	0.20	U	0.20	0.099
88-74-4	2-Nitroaniline	2.0	U	2.0	0.79
99-09-2	3-Nitroaniline	2.0	U	2.0	0.28
100-01-6	4-Nitroaniline	2.0	U	2.0	0.79
98-95-3	Nitrobenzene	0.99	U	0.99	0.040
88-75-5	2-Nitrophenol	2.0	U	2.0	0.28
100-02-7	4-Nitrophenol	5.0	U	5.0	2.4
621-64-7	N-Nitrosodi-n-propylamine	0.99	U	0.99	0.79
86-30-6	N-Nitrosodiphenylamine	0.99	U	0.99	0.31
108-60-1	2,2'-oxybis[1-chloropropane]	0.99	U	0.99	0.40
87-86-5	Pentachlorophenol	5.0	U	5.0	2.4
85-01-8	Phenanthrene	0.20	U	0.20	0.099
108-95-2	Phenol	0.99	U	0.99	0.59
129-00-0	Pyrene	0.20	U	0.20	0.099
95-95-4	2,4,5-Trichlorophenol	5.0	U	5.0	0.30
88-06-2	2,4,6-Trichlorophenol	5.0	U	5.0	0.79
62-75-9	N-Nitrosodimethylamine	0.99	U	0.99	0.31

FORM I
GC/MS SEMI VOA ORGANICS ANALYSIS DATA SHEET

Lab Name: TestAmerica North Canton | Job No.: 240-1564-1

SDG No.:

Client Sample ID: MSA-MW30I-062911 | Lab Sample ID: 240-1591-2

Matrix: Water | Lab File ID: 0721117.D

Analysis Method: 8270D | Date Collected: 06/29/2011 13:25

Extract. Method: 3510C | Date Extracted: 07/01/2011 09:45

Sample wt/vol: 1010(mL) | Date Analyzed: 07/21/2011 17:06

Con. Extract Vol.: 2(mL) | Dilution Factor: 1

Injection Volume: 1(uL) | Level: (low/med) Low

% Moisture: | GPC Cleanup:(Y/N) N

Analysis Batch No.: 9245 | Units: ug/L

CAS NO.	SURROGATE	%REC	Q	LIMITS
321-60-8	2-Fluorobiphenyl (Surr)	61		28-110
367-12-4	2-Fluorophenol (Surr)	63		10-110
4165-60-0	Nitrobenzene-d5 (Surr)	60		27-111
4165-62-2	Phenol-d5 (Surr)	67		10-110
1718-51-0	Terphenyl-d14 (Surr)	69		37-119
118-79-6	2,4,6-Tribromophenol (Surr)	60		22-120

FORM I
GC/MS SEMI VOA ORGANICS ANALYSIS DATA SHEET

Lab Name: TestAmerica North Canton | Job No.: 240-1564-1

SDG No.:

Client Sample ID: MSA-MW38S-062911 | Lab Sample ID: 240-1591-1

Matrix: Water | Lab File ID: 0716116.D

Analysis Method: 8270D | Date Collected: 06/29/2011 09:00

Extract. Method: 3510C | Date Extracted: 07/01/2011 09:45

Sample wt/vol: 1010(mL) | Date Analyzed: 07/16/2011 14:49

Con. Extract Vol.: 2(mL) | Dilution Factor: 1

Injection Volume: 1(uL) | Level: (low/med) Low

% Moisture: | GPC Cleanup:(Y/N) N

Analysis Batch No.: 8657 | Units: ug/L

CAS NO.	COMPOUND NAME	RESULT	Q	RL	MDL
83-32-9	Acenaphthene	0.20	U	0.20	0.099
208-96-8	Acenaphthylene	0.20	U	0.20	0.099
98-86-2	Acetophenone	0.99	U	0.99	0.34
120-12-7	Anthracene	0.20	U	0.20	0.099
1912-24-9	Atrazine	0.99	U	0.99	0.34
100-52-7	Benzaldehyde	0.99	U	0.99	0.39
56-55-3	Benzo[a]anthracene	0.20	U	0.20	0.099
50-32-8	Benzo[a]pyrene	0.20	U	0.20	0.099
205-99-2	Benzo[b]fluoranthene	0.20	U	0.20	0.099
191-24-2	Benzo[g,h,i]perylene	0.20	U	0.20	0.099
207-08-9	Benzo[k]fluoranthene	0.20	U	0.20	0.099
92-52-4	1,1'-Biphenyl	0.99	U	0.99	0.79
111-91-1	Bis(2-chloroethoxy)methane	0.99	U	0.99	0.32
111-44-4	Bis(2-chloroethyl)ether	0.99	U	0.99	0.099
117-81-7	Bis(2-ethylhexyl) phthalate	2.0	U	2.0	0.79
101-55-3	4-Bromophenyl phenyl ether	2.0	U	2.0	0.79
85-68-7	Butyl benzyl phthalate	0.99	U	0.99	0.79
105-60-2	Caprolactam	5.0	U	5.0	0.79
86-74-8	Carbazole	0.99	U	0.99	0.28
106-47-8	4-Chloroaniline	2.0	U	2.0	0.79
59-50-7	4-Chloro-3-methylphenol	2.0	U	2.0	0.79
91-58-7	2-Chloronaphthalene	0.99	U	0.99	0.099
95-57-8	2-Chlorophenol	0.99	U	0.99	0.29
7005-72-3	4-Chlorophenyl phenyl ether	2.0	U	2.0	0.30
218-01-9	Chrysene	0.20	U	0.20	0.099
53-70-3	Dibenzo(a,h)anthracene	0.20	U	0.20	0.099
132-64-9	Dibenzofuran	0.99	U	0.99	0.099
91-94-1	3,3'-Dichlorobenzidine	5.0	U	5.0	0.37
120-83-2	2,4-Dichlorophenol	2.0	U	2.0	0.79
84-66-2	Diethyl phthalate	0.99	U	0.99	0.59
105-67-9	2,4-Dimethylphenol	2.0	U	2.0	0.79
131-11-3	Dimethyl phthalate	0.99	U	0.99	0.29
84-74-2	Di-n-butyl phthalate	0.99	U	0.99	0.66
534-52-1	4,6-Dinitro-2-methylphenol	5.0	U	5.0	2.4

FORM I
GC/MS SEMI VOA ORGANICS ANALYSIS DATA SHEET

Lab Name: TestAmerica North Canton | Job No.: 240-1564-1

SDG No.:

Client Sample ID: MSA-MW38S-062911 | Lab Sample ID: 240-1591-1

Matrix: Water | Lab File ID: 0716116.D

Analysis Method: 8270D | Date Collected: 06/29/2011 09:00

Extract. Method: 3510C | Date Extracted: 07/01/2011 09:45

Sample wt/vol: 1010(mL) | Date Analyzed: 07/16/2011 14:49

Con. Extract Vol.: 2(mL) | Dilution Factor: 1

Injection Volume: 1(uL) | Level: (low/med) Low

% Moisture: | GPC Cleanup:(Y/N) N

Analysis Batch No.: 8657 | Units: ug/L

CAS NO.	COMPOUND NAME	RESULT	Q	RL	MDL
51-28-5	2,4-Dinitrophenol	5.0	U	5.0	2.4
121-14-2	2,4-Dinitrotoluene	5.0	U	5.0	0.27
606-20-2	2,6-Dinitrotoluene	5.0	U	5.0	0.79
117-84-0	Di-n-octyl phthalate	0.99	U	0.99	0.79
206-44-0	Fluoranthene	0.20	U	0.20	0.099
86-73-7	Fluorene	0.20	U	0.20	0.099
118-74-1	Hexachlorobenzene	0.20	U	0.20	0.099
87-68-3	Hexachlorobutadiene	0.99	U	0.99	0.27
77-47-4	Hexachlorocyclopentadiene	9.9	U	9.9	0.79
67-72-1	Hexachloroethane	0.99	U	0.99	0.79
193-39-5	Indeno[1,2,3-cd]pyrene	0.20	U	0.20	0.099
78-59-1	Isophorone	0.99	U	0.99	0.27
91-57-6	2-Methylnaphthalene	0.20	U	0.20	0.099
95-48-7	2-Methylphenol	0.99	U	0.99	0.79
123-91-1	1,4-Dioxane	0.99	U	0.99	0.49
15831-10-4	3 & 4 Methylphenol	2.0	U	2.0	0.74
91-20-3	Naphthalene	0.20	U	0.20	0.099
88-74-4	2-Nitroaniline	2.0	U	2.0	0.79
99-09-2	3-Nitroaniline	2.0	U	2.0	0.28
100-01-6	4-Nitroaniline	2.0	U	2.0	0.79
98-95-3	Nitrobenzene	0.99	U	0.99	0.040
88-75-5	2-Nitrophenol	2.0	U	2.0	0.28
100-02-7	4-Nitrophenol	5.0	U	5.0	2.4
621-64-7	N-Nitrosodi-n-propylamine	0.99	U	0.99	0.79
86-30-6	N-Nitrosodiphenylamine	0.99	U	0.99	0.31
108-60-1	2,2'-oxybis[1-chloropropane]	0.99	U	0.99	0.40
87-86-5	Pentachlorophenol	5.0	U	5.0	2.4
85-01-8	Phenanthrene	0.20	U	0.20	0.099
108-95-2	Phenol	0.99	U	0.99	0.59
129-00-0	Pyrene	0.20	U	0.20	0.099
95-95-4	2,4,5-Trichlorophenol	5.0	U	5.0	0.30
88-06-2	2,4,6-Trichlorophenol	5.0	U	5.0	0.79
62-75-9	N-Nitrosodimethylamine	0.99	U	0.99	0.31

FORM I
GC/MS SEMI VOA ORGANICS ANALYSIS DATA SHEET

Lab Name: TestAmerica North Canton | Job No.: 240-1564-1

SDG No.:

Client Sample ID: MSA-MW38S-062911 | Lab Sample ID: 240-1591-1

Matrix: Water | Lab File ID: 0716116.D

Analysis Method: 8270D | Date Collected: 06/29/2011 09:00

Extract. Method: 3510C | Date Extracted: 07/01/2011 09:45

Sample wt/vol: 1010(mL) | Date Analyzed: 07/16/2011 14:49

Con. Extract Vol.: 2(mL) | Dilution Factor: 1

Injection Volume: 1(uL) | Level: (low/med) Low

% Moisture: | GPC Cleanup:(Y/N) N

Analysis Batch No.: 8657 | Units: ug/L

CAS NO.	SURROGATE	%REC	Q	LIMITS
321-60-8	2-Fluorobiphenyl (Surr)	54		28-110
367-12-4	2-Fluorophenol (Surr)	55		10-110
4165-60-0	Nitrobenzene-d5 (Surr)	55		27-111
4165-62-2	Phenol-d5 (Surr)	60		10-110
1718-51-0	Terphenyl-d14 (Surr)	65		37-119
118-79-6	2,4,6-Tribromophenol (Surr)	43		22-120

FORM I
DIESEL RANGE ORGANICS ANALYSIS DATA SHEET

Lab Name: TestAmerica North Canton Job No.: 240-1564-1

SDG No.:

Client Sample ID: MSA-MW-35S-062811 Lab Sample ID: 240-1564-2

Matrix: Water Lab File ID: P5705006.D

Analysis Method: 8015B Date Collected: 06/28/2011 12:55

Extraction Method: 3520C Date Extracted: 06/30/2011 08:08

Sample wt/vol: 1050(mL) Date Analyzed: 07/05/2011 11:16

Con. Extract Vol.: 5.00(mL) Dilution Factor: 1

Injection Volume: 1(uL) GC Column: RTX-5 ID: 0.53(mm)

% Moisture: GPC Cleanup:(Y/N) N

Analysis Batch No.: 7090 Units: ug/L

CAS NO.	COMPOUND NAME	RESULT	Q	RL	MDL
STL00141	Total Petroleum Hydrocarbons (C10-C32)	1000		480	230

CAS NO.	SURROGATE	%REC	Q	LIMITS
111-84-2	n-Nonane	45		10-110

FORM I
DIESEL RANGE ORGANICS ANALYSIS DATA SHEET

Lab Name: TestAmerica North Canton | Job No.: 240-1564-1

SDG No.:

Client Sample ID: MSA-MW-37S-062811 | Lab Sample ID: 240-1564-3

Matrix: Water | Lab File ID: P5705007.D

Analysis Method: 8015B | Date Collected: 06/28/2011 14:35

Extraction Method: 3520C | Date Extracted: 06/30/2011 08:08

Sample wt/vol: 1050(mL) | Date Analyzed: 07/05/2011 11:44

Con. Extract Vol.: 5.00(mL) | Dilution Factor: 1

Injection Volume: 1(uL) | GC Column: RTX-5 ID: 0.53(mm)

% Moisture: | GPC Cleanup:(Y/N) N

Analysis Batch No.: 7090 | Units: ug/L

CAS NO.	COMPOUND NAME	RESULT	Q	RL	MDL
STL00141	Total Petroleum Hydrocarbons (C10-C32)	500		480	230

CAS NO.	SURROGATE	%REC	Q	LIMITS
111-84-2	n-Nonane	50		10-110

FORM I
DIESEL RANGE ORGANICS ANALYSIS DATA SHEET

Lab Name: TestAmerica North Canton | Job No.: 240-1564-1

SDG No.:

Client Sample ID: MSA-MW-39S-062811 | Lab Sample ID: 240-1564-1

Matrix: Water | Lab File ID: P5705005.D

Analysis Method: 8015B | Date Collected: 06/28/2011 10:40

Extraction Method: 3520C | Date Extracted: 06/30/2011 08:08

Sample wt/vol: 1050(mL) | Date Analyzed: 07/05/2011 10:48

Con. Extract Vol.: 5.00(mL) | Dilution Factor: 1

Injection Volume: 1(uL) | GC Column: RTX-5 ID: 0.53(mm)

% Moisture: | GPC Cleanup:(Y/N) N

Analysis Batch No.: 7090 | Units: ug/L

CAS NO.	COMPOUND NAME	RESULT	Q	RL	MDL
STL00141	Total Petroleum Hydrocarbons (C10-C32)	3000		480	230

CAS NO.	SURROGATE	%REC	Q	LIMITS
111-84-2	n-Nonane	44		10-110

FORM I
DIESEL RANGE ORGANICS ANALYSIS DATA SHEET

Lab Name: TestAmerica North Canton Job No.: 240-1564-1

SDG No.:

Client Sample ID: MSA-MW30I-062911 Lab Sample ID: 240-1591-2

Matrix: Water Lab File ID: P14R0000016.D

Analysis Method: 8015B Date Collected: 06/29/2011 13:25

Extraction Method: 3520C Date Extracted: 07/01/2011 10:40

Sample wt/vol: 1050(mL) Date Analyzed: 07/05/2011 15:02

Con. Extract Vol.: 5(mL) Dilution Factor: 1

Injection Volume: 1(uL) GC Column: RTX-5 ID: 0.53(mm)

% Moisture: GPC Cleanup:(Y/N) N

Analysis Batch No.: 7126 Units: ug/L

CAS NO.	COMPOUND NAME	RESULT	Q	RL	MDL
STL00141	Total Petroleum Hydrocarbons (C10-C32)	480	U	480	230

CAS NO.	SURROGATE	%REC	Q	LIMITS
111-84-2	n-Nonane	58		10-110

FORM I
DIESEL RANGE ORGANICS ANALYSIS DATA SHEET

Lab Name: TestAmerica North Canton | Job No.: 240-1564-1

SDG No.:

Client Sample ID: MSA-MW38S-062911 | Lab Sample ID: 240-1591-1

Matrix: Water | Lab File ID: P14R0000017.D

Analysis Method: 8015B | Date Collected: 06/29/2011 09:00

Extraction Method: 3520C | Date Extracted: 07/01/2011 10:40

Sample wt/vol: 895(mL) | Date Analyzed: 07/05/2011 15:26

Con. Extract Vol.: 5(mL) | Dilution Factor: 1

Injection Volume: 1(uL) | GC Column: RTX-5 ID: 0.53(mm)

% Moisture: | GPC Cleanup:(Y/N) N

Analysis Batch No.: 7126 | Units: ug/L

CAS NO.	COMPOUND NAME	RESULT	Q	RL	MDL
STL00141	Total Petroleum Hydrocarbons (C10-C32)	560	U	560	270

CAS NO.	SURROGATE	%REC	Q	LIMITS
111-84-2	n-Nonane	48		10-110

FORM I
GASOLINE RANGE ORGANICS ANALYSIS DATA SHEET

Lab Name: TestAmerica North Canton Job No.: 240-1564-1

SDG No.:

Client Sample ID: MSA-MW-35S-062811 Lab Sample ID: 240-1564-2

Matrix: Water Lab File ID: YF070324.D

Analysis Method: 8015B Date Collected: 06/28/2011 12:55

Sample wt/vol: 5(mL) Date Analyzed: 07/04/2011 06:06

Soil Aliquot Vol: Dilution Factor: 1

Soil Extract Vol.: GC Column: RTX-VRX ID: 0.45(mm)

% Moisture: Level: (low/med) Low

Analysis Batch No.: 7018 Units: ug/L

CAS NO.	COMPOUND NAME	RESULT	Q	RL	MDL
8006-61-9	Total Petroleum Hydrocarbons (C6-C10)	49	J B	100	25

CAS NO.	SURROGATE	%REC	Q	LIMITS
98-08-8	Trifluorotoluene (Surr)	106		10-150

FORM I
GASOLINE RANGE ORGANICS ANALYSIS DATA SHEET

Lab Name: TestAmerica North Canton Job No.: 240-1564-1

SDG No.:

Client Sample ID: MSA-MW-37S-062811 Lab Sample ID: 240-1564-3

Matrix: Water Lab File ID: YF070325.D

Analysis Method: 8015B Date Collected: 06/28/2011 14:35

Sample wt/vol: 5(mL) Date Analyzed: 07/04/2011 06:45

Soil Aliquot Vol: Dilution Factor: 1

Soil Extract Vol.: GC Column: RTX-VRX ID: 0.45(mm)

% Moisture: Level: (low/med) Low

Analysis Batch No.: 7018 Units: ug/L

CAS NO.	COMPOUND NAME	RESULT	Q	RL	MDL
8006-61-9	Total Petroleum Hydrocarbons (C6-C10)	43	J B	100	25

CAS NO.	SURROGATE	%REC	Q	LIMITS
98-08-8	Trifluorotoluene (Surr)	100		10-150

FORM I
GASOLINE RANGE ORGANICS ANALYSIS DATA SHEET

Lab Name: TestAmerica North Canton Job No.: 240-1564-1

SDG No.:

Client Sample ID: MSA-MW-39S-062811 Lab Sample ID: 240-1564-1

Matrix: Water Lab File ID: YF070322.D

Analysis Method: 8015B Date Collected: 06/28/2011 10:40

Sample wt/vol: 5(mL) Date Analyzed: 07/04/2011 04:50

Soil Aliquot Vol: Dilution Factor: 1

Soil Extract Vol.: GC Column: RTX-VRX ID: 0.45(mm)

% Moisture: Level: (low/med) Low

Analysis Batch No.: 7018 Units: ug/L

CAS NO.	COMPOUND NAME	RESULT	Q	RL	MDL
8006-61-9	Total Petroleum Hydrocarbons (C6-C10)	67	J B	100	25

CAS NO.	SURROGATE	%REC	Q	LIMITS
98-08-8	Trifluorotoluene (Surr)	105		10-150

FORM I
GASOLINE RANGE ORGANICS ANALYSIS DATA SHEET

Lab Name: TestAmerica North Canton Job No.: 240-1564-1

SDG No.:

Client Sample ID: MSA-MW30I-062911 Lab Sample ID: 240-1591-2

Matrix: Water Lab File ID: YF070709.D

Analysis Method: 8015B Date Collected: 06/29/2011 13:25

Sample wt/vol: 5(mL) Date Analyzed: 07/07/2011 18:55

Soil Aliquot Vol: Dilution Factor: 1

Soil Extract Vol.: GC Column: RTX-VRX ID: 0.45(mm)

% Moisture: Level: (low/med) Low

Analysis Batch No.: 7464 Units: ug/L

CAS NO.	COMPOUND NAME	RESULT	Q	RL	MDL
8006-61-9	Total Petroleum Hydrocarbons (C6-C10)	200	B	100	25

CAS NO.	SURROGATE	%REC	Q	LIMITS
98-08-8	Trifluorotoluene (Surr)	71		10-150

FORM I
GASOLINE RANGE ORGANICS ANALYSIS DATA SHEET

Lab Name: TestAmerica North Canton Job No.: 240-1564-1

SDG No.:

Client Sample ID: MSA-MW38S-062911 Lab Sample ID: 240-1591-1

Matrix: Water Lab File ID: YF070326.D

Analysis Method: 8015B Date Collected: 06/29/2011 09:00

Sample wt/vol: 5(mL) Date Analyzed: 07/04/2011 07:23

Soil Aliquot Vol: Dilution Factor: 1

Soil Extract Vol.: GC Column: RTX-VRX ID: 0.45(mm)

% Moisture: Level: (low/med) Low

Analysis Batch No.: 7018 Units: ug/L

CAS NO.	COMPOUND NAME	RESULT	Q	RL	MDL
8006-61-9	Total Petroleum Hydrocarbons (C6-C10)	36	J B	100	25

CAS NO.	SURROGATE	%REC	Q	LIMITS
98-08-8	Trifluorotoluene (Surr)	104		10-150

APPENDIX C

SUPPORT DOCUMENTATION

HOLDTIM

PROJ_NO 03328

SDG	SORT	UNITS	NSAMPLE	LAB_ID	QC_TYPE	SAMP_DATE	EXTR_DATE	ANAL_DATE	SMP_EXTR	EXTR_ANL	SMP_ANL
240-1028-1	HG	MG/KG	DR-TP-A46-06	240-1028-3	NM	06/10/2011	07/01/2011	07/05/2011	21	4	25
240-1028-1	HG	MG/KG	DR-TP-A47-10	240-1028-1	NM	06/10/2011	07/01/2011	07/05/2011	21	4	25
240-1028-1	HG	MG/KG	DR-TP-A45-08	240-1028-2	NM	06/10/2011	07/01/2011	07/05/2011	21	4	25
240-1028-1	HG	MG/KG	DR-TP-A48-04	240-1028-4	NM	06/10/2011	07/01/2011	07/05/2011	21	4	25
240-1112-1	HG	MG/KG	DR-SB-34-02	240-1112-17	NM	06/14/2011	07/06/2011	07/08/2011	22	2	24
240-1112-1	HG	MG/KG	DR-SB-29-10	240-1112-8	NM	06/13/2011	07/06/2011	07/08/2011	23	2	25
240-1112-1	HG	MG/KG	DR-SB-30-02	240-1112-9	NM	06/14/2011	07/06/2011	07/08/2011	22	2	24
240-1112-1	HG	MG/KG	DR-SB-28-02	240-1112-5	NM	06/13/2011	07/06/2011	07/08/2011	23	2	25
240-1112-1	HG	MG/KG	DR-SB-28-10	240-1112-6	NM	06/13/2011	07/06/2011	07/08/2011	23	2	25
240-1112-1	HG	MG/KG	DR-SB-33-02	240-1112-15	NM	06/14/2011	07/06/2011	07/08/2011	22	2	24
240-1112-1	HG	MG/KG	DR-SB-32-12	240-1112-14	NM	06/14/2011	07/06/2011	07/08/2011	22	2	24
240-1112-1	HG	MG/KG	DR-SB-32-02	240-1112-13	NM	06/14/2011	07/06/2011	07/08/2011	22	2	24
240-1112-1	HG	MG/KG	DR-SB-27-02	240-1112-3	NM	06/13/2011	07/01/2011	07/05/2011	18	4	22
240-1112-1	HG	MG/KG	DR-SB-34-08	240-1112-18	NM	06/14/2011	07/06/2011	07/08/2011	22	2	24
240-1112-1	HG	MG/KG	DR-SB-31-02	240-1112-11	NM	06/14/2011	07/06/2011	07/08/2011	22	2	24
240-1112-1	HG	MG/KG	DR-SB-30-08	240-1112-10	NM	06/14/2011	07/06/2011	07/08/2011	22	2	24

SDG	SORT	UNITS	NSAMPLE	LAB_ID	QC_TYPE	SAMP_DATE	EXTR_DATE	ANAL_DATE	SMP_EXTR	EXTR_ANL	SMP_ANL
240-1112-1	HG	MG/KG	DR-SB-29-02	240-1112-7	NM	06/13/2011	07/06/2011	07/08/2011	23	2	25
240-1112-1	HG	MG/KG	DR-SB-35-10	240-1112-20	NM	06/14/2011	07/06/2011	07/08/2011	22	2	24
240-1112-1	HG	MG/KG	DR-SB-31-14	240-1112-12	NM	06/14/2011	07/06/2011	07/08/2011	22	2	24
240-1112-1	HG	MG/KG	DR-SB-27-10	240-1112-4	NM	06/13/2011	07/06/2011	07/08/2011	23	2	25
240-1112-1	HG	MG/KG	DR-SB-35-02	240-1112-19	NM	06/14/2011	07/06/2011	07/08/2011	22	2	24
240-1112-1	HG	MG/KG	DR-SB-33-12	240-1112-16	NM	06/14/2011	07/06/2011	07/08/2011	22	2	24
240-1112-1	HG	MG/KG	DR-SB-26-10	240-1112-2	NM	06/13/2011	07/01/2011	07/05/2011	18	4	22
240-1112-1	HG	MG/KG	DR-SB-26-02	240-1112-1	NM	06/13/2011	07/01/2011	07/05/2011	18	4	22
240-1564-1	HG	UG/L	MSA-MW-39S-062811	240-1564-1	NM	06/28/2011	07/12/2011	07/13/2011	14	1	15
240-1564-1	HG	UG/L	MSA-MW30I-062911	240-1591-2	NM	06/29/2011	07/12/2011	07/13/2011	13	1	14
240-1564-1	HG	UG/L	MSA-MW38S-062911	240-1591-1	NM	06/29/2011	07/12/2011	07/13/2011	13	1	14
240-1564-1	HG	UG/L	MSA-MW-35S-062811	240-1564-2	NM	06/28/2011	07/12/2011	07/13/2011	14	1	15
240-1564-1	HG	UG/L	MSA-MW-37S-062811	240-1564-3	NM	06/28/2011	07/12/2011	07/13/2011	14	1	15
240-1702-1	HG	UG/L	MSA-MW36S-070511	240-1702-1	NM	07/05/2011	07/14/2011	07/15/2011	9	1	10
240-1028-1	M	MG/KG	DR-TP-A48-04	240-1028-4	NM	06/10/2011	07/01/2011	07/08/2011	21	7	28
240-1028-1	M	MG/KG	DR-TP-A47-10	240-1028-1	NM	06/10/2011	07/01/2011	07/08/2011	21	7	28
240-1028-1	M	MG/KG	DR-TP-A46-06	240-1028-3	NM	06/10/2011	07/01/2011	07/08/2011	21	7	28
240-1028-1	M	MG/KG	DR-TP-A45-08	240-1028-2	NM	06/10/2011	07/01/2011	07/08/2011	21	7	28
240-1112-1	M	MG/KG	DR-SB-33-12	240-1112-16	NM	06/14/2011	07/05/2011	07/08/2011	21	3	24

SDG	SORT	UNITS	NSAMPLE	LAB_ID	QC_TYPE	SAMP_DATE	EXTR_DATE	ANAL_DATE	SMP_EXTR	EXTR_ANL	SMP_ANL
240-1112-1	M	MG/KG	DR-SB-33-12	240-1112-16	NM	06/14/2011	07/11/2011	07/14/2011	27	3	30
240-1112-1	M	MG/KG	DR-SB-27-02	240-1112-3	NM	06/13/2011	07/11/2011	07/14/2011	28	3	31
240-1112-1	M	MG/KG	DR-SB-26-10	240-1112-2	NM	06/13/2011	07/11/2011	07/14/2011	28	3	31
240-1112-1	M	MG/KG	DR-SB-26-10	240-1112-2	NM	06/13/2011	07/05/2011	07/08/2011	22	3	25
240-1112-1	M	MG/KG	DR-SB-27-02	240-1112-3	NM	06/13/2011	07/05/2011	07/08/2011	22	3	25
240-1112-1	M	MG/KG	DR-SB-29-10	240-1112-8	NM	06/13/2011	07/05/2011	07/08/2011	22	3	25
240-1112-1	M	MG/KG	DR-SB-31-14	240-1112-12	NM	06/14/2011	07/05/2011	07/08/2011	21	3	24
240-1112-1	M	MG/KG	DR-SB-31-02	240-1112-11	NM	06/14/2011	07/11/2011	07/14/2011	27	3	30
240-1112-1	M	MG/KG	DR-SB-32-02	240-1112-13	NM	06/14/2011	07/05/2011	07/08/2011	21	3	24
240-1112-1	M	MG/KG	DR-SB-31-02	240-1112-11	NM	06/14/2011	07/05/2011	07/08/2011	21	3	24
240-1112-1	M	MG/KG	DR-SB-30-08	240-1112-10	NM	06/14/2011	07/05/2011	07/08/2011	21	3	24
240-1112-1	M	MG/KG	DR-SB-32-02	240-1112-13	NM	06/14/2011	07/11/2011	07/14/2011	27	3	30
240-1112-1	M	MG/KG	DR-SB-33-02	240-1112-15	NM	06/14/2011	07/05/2011	07/08/2011	21	3	24
240-1112-1	M	MG/KG	DR-SB-30-02	240-1112-9	NM	06/14/2011	07/05/2011	07/08/2011	21	3	24
240-1112-1	M	MG/KG	DR-SB-27-10	240-1112-4	NM	06/13/2011	07/05/2011	07/08/2011	22	3	25
240-1112-1	M	MG/KG	DR-SB-32-12	240-1112-14	NM	06/14/2011	07/05/2011	07/08/2011	21	3	24
240-1112-1	M	MG/KG	DR-SB-29-02	240-1112-7	NM	06/13/2011	07/11/2011	07/15/2011	28	4	32
240-1112-1	M	MG/KG	DR-SB-29-02	240-1112-7	NM	06/13/2011	07/05/2011	07/08/2011	22	3	25
240-1112-1	M	MG/KG	DR-SB-28-10	240-1112-6	NM	06/13/2011	07/05/2011	07/08/2011	22	3	25

SDG	SORT	UNITS	NSAMPLE	LAB_ID	QC_TYPE	SAMP_DATE	EXTR_DATE	ANAL_DATE	SMP_EXTR	EXTR_ANL	SMP_ANL
240-1112-1	M	MG/KG	DR-SB-28-02	240-1112-5	NM	06/13/2011	07/11/2011	07/14/2011	28	3	31
240-1112-1	M	MG/KG	DR-SB-33-02	240-1112-15	NM	06/14/2011	07/11/2011	07/14/2011	27	3	30
240-1112-1	M	MG/KG	DR-SB-30-02	240-1112-9	NM	06/14/2011	07/11/2011	07/14/2011	27	3	30
240-1112-1	M	MG/KG	DR-SB-26-02	240-1112-1	NM	06/13/2011	07/11/2011	07/14/2011	28	3	31
240-1112-1	M	MG/KG	DR-SB-28-02	240-1112-5	NM	06/13/2011	07/05/2011	07/08/2011	22	3	25
240-1112-1	M	MG/KG	DR-SB-34-08	240-1112-18	NM	06/14/2011	07/13/2011	07/15/2011	29	2	31
240-1112-1	M	MG/KG	DR-SB-34-02	240-1112-17	NM	06/14/2011	07/11/2011	07/14/2011	27	3	30
240-1112-1	M	MG/KG	DR-SB-34-02	240-1112-17	NM	06/14/2011	07/05/2011	07/08/2011	21	3	24
240-1112-1	M	MG/KG	DR-SB-35-10	240-1112-20	NM	06/14/2011	07/13/2011	07/15/2011	29	2	31
240-1112-1	M	MG/KG	DR-SB-26-02	240-1112-1	NM	06/13/2011	07/05/2011	07/08/2011	22	3	25
240-1112-1	M	MG/KG	DR-SB-35-02	240-1112-19	NM	06/14/2011	07/13/2011	07/15/2011	29	2	31
240-1564-1	M	UG/L	MSA-MW38S-062911	240-1591-1	NM	06/29/2011	07/12/2011	08/04/2011	13	23	36
240-1564-1	M	UG/L	MSA-MW-35S-062811	240-1564-2	NM	06/28/2011	07/12/2011	08/04/2011	14	23	37
240-1564-1	M	UG/L	MSA-MW30I-062911	240-1591-2	NM	06/29/2011	07/12/2011	08/04/2011	13	23	36
240-1564-1	M	UG/L	MSA-MW-39S-062811	240-1564-1	NM	06/28/2011	07/12/2011	08/04/2011	14	23	37
240-1564-1	M	UG/L	MSA-MW-37S-062811	240-1564-3	NM	06/28/2011	07/12/2011	08/04/2011	14	23	37
240-1702-1	M	UG/L	MSA-MW36S-070511	240-1702-1	NM	07/05/2011	07/13/2011	07/30/2011	8	17	25
240-1702-1	M	UG/L	MSA-MW36S-070511	240-1702-1	NM	07/05/2011	07/13/2011	08/04/2011	8	22	30
240-1564-1	HGF	UG/L	MSA-MW-39S-062811	240-1564-1	NM	06/28/2011	07/12/2011	07/13/2011	14	1	15

SDG	SORT	UNITS	NSAMPLE	LAB_ID	QC_TYPE	SAMP_DATE	EXTR_DATE	ANAL_DATE	SMP_EXTR	EXTR_ANL	SMP_ANL
240-1564-1	HGF	UG/L	MSA-MW38S-062911	240-1591-1	NM	06/29/2011	07/12/2011	07/13/2011	13	1	14
240-1564-1	HGF	UG/L	MSA-MW-37S-062811	240-1564-3	NM	06/28/2011	07/12/2011	07/13/2011	14	1	15
240-1564-1	HGF	UG/L	MSA-MW-35S-062811	240-1564-2	NM	06/28/2011	07/12/2011	07/13/2011	14	1	15
240-1564-1	HGF	UG/L	MSA-MW30I-062911	240-1591-2	NM	06/29/2011	07/12/2011	07/13/2011	13	1	14
240-1702-1	HGF	UG/L	MSA-MW36S-070511	240-1702-1	NM	07/05/2011	07/14/2011	07/15/2011	9	1	10
240-1564-1	MF	UG/L	MSA-MW-39S-062811	240-1564-1	NM	06/28/2011	07/12/2011	08/04/2011	14	23	37
240-1564-1	MF	UG/L	MSA-MW-35S-062811	240-1564-2	NM	06/28/2011	07/12/2011	08/04/2011	14	23	37
240-1564-1	MF	UG/L	MSA-MW30I-062911	240-1591-2	NM	06/29/2011	07/13/2011	08/04/2011	14	22	36
240-1564-1	MF	UG/L	MSA-MW-37S-062811	240-1564-3	NM	06/28/2011	07/12/2011	08/04/2011	14	23	37
240-1564-1	MF	UG/L	MSA-MW38S-062911	240-1591-1	NM	06/29/2011	07/13/2011	08/04/2011	14	22	36
240-1702-1	MF	UG/L	MSA-MW36S-070511	240-1702-1	NM	07/05/2011	07/13/2011	08/04/2011	8	22	30
240-1702-1	MF	UG/L	MSA-MW36S-070511	240-1702-1	NM	07/05/2011	07/13/2011	07/30/2011	8	17	25
240-1564-1	PCL	UG/L	MSA-MW38S-062911	240-1591-1	NM	06/29/2011	07/19/2011	07/19/2011	20	0	20
240-1564-1	PCL	UG/L	MSA-MW30I-062911	240-1591-2	NM	06/29/2011	07/19/2011	07/19/2011	20	0	20
240-1564-1	PCL	UG/L	MSA-MW-35S-062811	240-1564-2	NM	06/28/2011	07/19/2011	07/19/2011	21	0	21
240-1564-1	PCL	UG/L	MSA-MW-39S-062811	240-1564-1	NM	06/28/2011	07/19/2011	07/19/2011	21	0	21
240-1564-1	PCL	UG/L	MSA-MW-37S-062811	240-1564-3	NM	06/28/2011	07/19/2011	07/19/2011	21	0	21
240-1702-1	PCL	UG/L	MSA-MW36S-070511	240-1702-1	NM	07/05/2011	07/19/2011	07/19/2011	14	0	14
240-1028-1	OS	UG/KG	DR-TP-A45-08	240-1028-2	NM	06/10/2011	06/23/2011	07/07/2011	13	14	27

SDG	SORT	UNITS	NSAMPLE	LAB_ID	QC_TYPE	SAMP_DATE	EXTR_DATE	ANAL_DATE	SMP_EXTR	EXTR_ANL	SMP_ANL
240-1028-1	OS	UG/KG	DR-TP-A47-10	240-1028-1	NM	06/10/2011	06/23/2011	07/07/2011	13	14	27
240-1028-1	OS	UG/KG	DR-TP-A48-04	240-1028-4	NM	06/10/2011	06/23/2011	07/07/2011	13	14	27
240-1028-1	OS	UG/KG	DR-TP-A46-06	240-1028-3	NM	06/10/2011	06/23/2011	07/07/2011	13	14	27
240-1112-1	OS	UG/KG	DR-SB-28-02	240-1112-5	NM	06/13/2011	06/25/2011	07/13/2011	12	18	30
240-1112-1	OS	UG/KG	DR-SB-28-10	240-1112-6	NM	06/13/2011	06/25/2011	07/18/2011	12	23	35
240-1112-1	OS	UG/KG	DR-SB-31-14	240-1112-12	NM	06/14/2011	06/25/2011	07/18/2011	11	23	34
240-1112-1	OS	UG/KG	DR-SB-33-02	240-1112-15	NM	06/14/2011	06/27/2011	07/06/2011	13	9	22
240-1112-1	OS	UG/KG	DR-SB-31-02	240-1112-11	NM	06/14/2011	06/25/2011	07/18/2011	11	23	34
240-1112-1	OS	UG/KG	DR-SB-30-08	240-1112-10	NM	06/14/2011	06/25/2011	07/18/2011	11	23	34
240-1112-1	OS	UG/KG	DR-SB-26-02	240-1112-1	NM	06/13/2011	06/24/2011	07/13/2011	11	19	30
240-1112-1	OS	UG/KG	DR-SB-27-10	240-1112-4	NM	06/13/2011	06/25/2011	07/18/2011	12	23	35
240-1112-1	OS	UG/KG	DR-SB-29-02	240-1112-7	NM	06/13/2011	06/25/2011	07/13/2011	12	18	30
240-1112-1	OS	UG/KG	DR-SB-27-02	240-1112-3	NM	06/13/2011	06/25/2011	07/13/2011	12	18	30
240-1112-1	OS	UG/KG	DR-SB-30-02	240-1112-9	NM	06/14/2011	06/25/2011	07/18/2011	11	23	34
240-1112-1	OS	UG/KG	DR-SB-29-10	240-1112-8	NM	06/13/2011	06/25/2011	07/18/2011	12	23	35
240-1112-1	OS	UG/KG	DR-SB-26-10	240-1112-2	NM	06/13/2011	06/24/2011	07/13/2011	11	19	30
240-1112-1	OS	UG/KG	DR-SB-32-12	240-1112-14	NM	06/14/2011	06/25/2011	07/18/2011	11	23	34
240-1112-1	OS	UG/KG	DR-SB-32-02	240-1112-13	NM	06/14/2011	06/25/2011	07/18/2011	11	23	34
240-1112-1	OS	UG/KG	DR-SB-33-12	240-1112-16	NM	06/14/2011	06/27/2011	07/06/2011	13	9	22

SDG	SORT	UNITS	NSAMPLE	LAB_ID	QC_TYPE	SAMP_DATE	EXTR_DATE	ANAL_DATE	SMP_EXTR	EXTR_ANL	SMP_ANL
240-1112-1	OS	UG/KG	DR-SB-34-02	240-1112-17	NM	06/14/2011	06/27/2011	07/06/2011	13	9	22
240-1112-1	OS	UG/KG	DR-SB-34-08	240-1112-18	NM	06/14/2011	06/27/2011	07/03/2011	13	6	19
240-1112-1	OS	UG/KG	DR-SB-35-02	240-1112-19	NM	06/14/2011	06/27/2011	07/03/2011	13	6	19
240-1112-1	OS	UG/KG	DR-SB-35-10	240-1112-20	NM	06/14/2011	06/27/2011	07/03/2011	13	6	19
240-1564-1	OS	UG/L	MSA-MW38S-062911	240-1591-1	NM	06/29/2011	07/01/2011	07/16/2011	2	15	17
240-1564-1	OS	UG/L	MSA-MW-39S-062811	240-1564-1	NM	06/28/2011	07/02/2011	07/17/2011	4	15	19
240-1564-1	OS	UG/L	MSA-MW-37S-062811	240-1564-3	NM	06/28/2011	07/02/2011	07/17/2011	4	15	19
240-1564-1	OS	UG/L	MSA-MW-35S-062811	240-1564-2	NM	06/28/2011	07/02/2011	07/17/2011	4	15	19
240-1564-1	OS	UG/L	MSA-MW30I-062911	240-1591-2	NM	06/29/2011	07/01/2011	07/21/2011	2	20	22
240-1702-1	OS	UG/L	MSA-MW36S-070511	240-1702-1	NM	07/05/2011	07/08/2011	07/23/2011	3	15	18
240-1028-1	OV	UG/KG	DR-TP-A45-08	240-1028-2	NM	06/11/2011	06/11/2011	06/21/2011	0	10	10
240-1028-1	OV	UG/KG	DR-TP-A46-06	240-1028-3	NM	06/11/2011	06/11/2011	06/21/2011	0	10	10
240-1028-1	OV	UG/KG	DR-TP-A47-10	240-1028-1	NM	06/11/2011	06/11/2011	06/21/2011	0	10	10
240-1028-1	OV	UG/KG	DR-TP-A48-04	240-1028-4	NM	06/11/2011	06/11/2011	06/21/2011	0	10	10
240-1112-1	OV	UG/KG	DR-SB-33-02	240-1112-15	NM	06/15/2011	06/15/2011	06/27/2011	0	12	12
240-1112-1	OV	UG/KG	DR-SB-29-10	240-1112-8	NM	06/15/2011	06/15/2011	06/27/2011	0	12	12
240-1112-1	OV	UG/KG	DR-SB-34-02	240-1112-17	NM	06/15/2011	06/15/2011	06/27/2011	0	12	12
240-1112-1	OV	UG/KG	DR-SB-27-02	240-1112-3	NM	06/15/2011	06/15/2011	06/27/2011	0	12	12
240-1112-1	OV	UG/KG	DR-SB-26-02	240-1112-1	NM	06/15/2011	06/15/2011	06/27/2011	0	12	12

SDG	SORT	UNITS	NSAMPLE	LAB_ID	QC_TYPE	SAMP_DATE	EXTR_DATE	ANAL_DATE	SMP_EXTR	EXTR_ANL	SMP_ANL
240-1112-1	OV	UG/KG	DR-SB-32-12	240-1112-14	NM	06/15/2011	06/15/2011	06/27/2011	0	12	12
240-1112-1	OV	UG/KG	DR-SB-34-08	240-1112-18	NM	06/15/2011	06/15/2011	06/27/2011	0	12	12
240-1112-1	OV	UG/KG	DR-SB-29-02	240-1112-7	NM	06/15/2011	06/15/2011	06/27/2011	0	12	12
240-1112-1	OV	UG/KG	DR-SB-30-08	240-1112-10	NM	06/15/2011	06/15/2011	06/27/2011	0	12	12
240-1112-1	OV	UG/KG	DR-SB-26-10	240-1112-2	NM	06/15/2011	06/15/2011	06/27/2011	0	12	12
240-1112-1	OV	UG/KG	DR-SB-35-02	240-1112-19	NM	06/15/2011	06/15/2011	06/27/2011	0	12	12
240-1112-1	OV	UG/KG	DR-SB-30-02	240-1112-9	NM	06/15/2011	06/15/2011	06/27/2011	0	12	12
240-1112-1	OV	UG/KG	DR-SB-31-02	240-1112-11	NM	06/15/2011	06/15/2011	06/27/2011	0	12	12
240-1112-1	OV	UG/KG	DR-SB-28-02	240-1112-5	NM	06/15/2011	06/15/2011	06/27/2011	0	12	12
240-1112-1	OV	UG/KG	DR-SB-27-10	240-1112-4	NM	06/23/2011	06/23/2011	06/27/2011	0	4	4
240-1112-1	OV	UG/KG	DR-SB-32-02	240-1112-13	NM	06/15/2011	06/15/2011	06/27/2011	0	12	12
240-1112-1	OV	UG/KG	DR-SB-33-12	240-1112-16	NM	06/15/2011	06/15/2011	06/27/2011	0	12	12
240-1112-1	OV	UG/KG	DR-SB-31-14	240-1112-12	NM	06/23/2011	06/23/2011	06/27/2011	0	4	4
240-1112-1	OV	UG/KG	DR-SB-28-10	240-1112-6	NM	06/15/2011	06/15/2011	06/27/2011	0	12	12
240-1112-1	OV	UG/KG	DR-SB-35-10	240-1112-20	NM	06/15/2011	06/15/2011	06/28/2011	0	13	13
240-1564-1	OV	UG/L	TB-062911	240-1591-3	NM	06/29/2011	07/07/2011	07/07/2011	8	0	8
240-1564-1	OV	UG/L	TB-062911	240-1591-3	TB	06/29/2011	07/07/2011	07/07/2011	8	0	8
240-1564-1	OV	UG/L	TB-062811	240-1564-4	NM	06/28/2011	07/06/2011	07/06/2011	8	0	8
240-1564-1	OV	UG/L	MSA-MW38S-062911	240-1591-1	NM	06/29/2011	07/06/2011	07/06/2011	7	0	7

SDG	SORT	UNITS	NSAMPLE	LAB_ID	QC_TYPE	SAMP_DATE	EXTR_DATE	ANAL_DATE	SMP_EXTR	EXTR_ANL	SMP_ANL
240-1564-1	OV	UG/L	MSA-MW-39S-062811	240-1564-1	NM	06/28/2011	07/06/2011	07/06/2011	8	0	8
240-1564-1	OV	UG/L	MSA-MW30I-062911	240-1591-2	NM	06/29/2011	07/06/2011	07/06/2011	7	0	7
240-1564-1	OV	UG/L	MSA-MW-37S-062811	240-1564-3	NM	06/28/2011	07/06/2011	07/06/2011	8	0	8
240-1564-1	OV	UG/L	MSA-MW-35S-062811	240-1564-2	NM	06/28/2011	07/06/2011	07/06/2011	8	0	8
240-1702-1	OV	UG/L	MSA-MW36S-070511	240-1702-1	NM	07/05/2011	07/18/2011	07/18/2011	13	0	13
240-1702-1	OV	UG/L	TB-070511	240-1702-2	NM	07/05/2011	07/12/2011	07/12/2011	7	0	7
240-1028-1	PCB	UG/KG	DR-TP-A45-08	240-1028-2	NM	06/10/2011	06/24/2011	06/28/2011	14	4	18
240-1028-1	PCB	UG/KG	DR-TP-A46-06	240-1028-3	NM	06/10/2011	06/24/2011	06/28/2011	14	4	18
240-1028-1	PCB	UG/KG	DR-TP-A47-10	240-1028-1	NM	06/10/2011	06/24/2011	06/28/2011	14	4	18
240-1028-1	PCB	UG/KG	DR-TP-A48-04	240-1028-4	NM	06/10/2011	06/24/2011	06/28/2011	14	4	18
240-1112-1	PCB	UG/KG	DR-SB-26-10	240-1112-2	NM	06/13/2011	06/24/2011	07/01/2011	11	7	18
240-1112-1	PCB	UG/KG	DR-SB-27-02	240-1112-3	NM	06/13/2011	06/24/2011	07/01/2011	11	7	18
240-1112-1	PCB	UG/KG	DR-SB-27-10	240-1112-4	NM	06/13/2011	06/24/2011	07/01/2011	11	7	18
240-1112-1	PCB	UG/KG	DR-SB-26-02	240-1112-1	NM	06/13/2011	06/24/2011	07/01/2011	11	7	18
240-1112-1	PCB	UG/KG	DR-SB-32-02	240-1112-13	NM	06/14/2011	06/24/2011	07/02/2011	10	8	18
240-1112-1	PCB	UG/KG	DR-SB-31-14	240-1112-12	NM	06/14/2011	06/24/2011	07/02/2011	10	8	18
240-1112-1	PCB	UG/KG	DR-SB-28-02	240-1112-5	NM	06/13/2011	06/24/2011	07/01/2011	11	7	18
240-1112-1	PCB	UG/KG	DR-SB-35-10	240-1112-20	NM	06/14/2011	06/24/2011	07/02/2011	10	8	18
240-1112-1	PCB	UG/KG	DR-SB-29-10	240-1112-8	NM	06/13/2011	06/24/2011	07/02/2011	11	8	19

SDG	SORT	UNITS	NSAMPLE	LAB_ID	QC_TYPE	SAMP_DATE	EXTR_DATE	ANAL_DATE	SMP_EXTR	EXTR_ANL	SMP_ANL
240-1112-1	PCB	UG/KG	DR-SB-35-02	240-1112-19	NM	06/14/2011	06/24/2011	07/02/2011	10	8	18
240-1112-1	PCB	UG/KG	DR-SB-34-08	240-1112-18	NM	06/14/2011	06/24/2011	07/02/2011	10	8	18
240-1112-1	PCB	UG/KG	DR-SB-30-08	240-1112-10	NM	06/14/2011	06/24/2011	07/02/2011	10	8	18
240-1112-1	PCB	UG/KG	DR-SB-31-02	240-1112-11	NM	06/14/2011	06/24/2011	07/02/2011	10	8	18
240-1112-1	PCB	UG/KG	DR-SB-30-02	240-1112-9	NM	06/14/2011	06/24/2011	07/02/2011	10	8	18
240-1112-1	PCB	UG/KG	DR-SB-29-02	240-1112-7	NM	06/13/2011	06/24/2011	07/02/2011	11	8	19
240-1112-1	PCB	UG/KG	DR-SB-33-12	240-1112-16	NM	06/14/2011	06/24/2011	07/02/2011	10	8	18
240-1112-1	PCB	UG/KG	DR-SB-34-02	240-1112-17	NM	06/14/2011	06/24/2011	07/02/2011	10	8	18
240-1112-1	PCB	UG/KG	DR-SB-33-02	240-1112-15	NM	06/14/2011	06/24/2011	07/02/2011	10	8	18
240-1112-1	PCB	UG/KG	DR-SB-28-10	240-1112-6	NM	06/13/2011	06/24/2011	07/02/2011	11	8	19
240-1112-1	PCB	UG/KG	DR-SB-32-12	240-1112-14	NM	06/14/2011	06/24/2011	07/02/2011	10	8	18
240-1028-1	DRO	MG/KG	DR-TP-A48-04	240-1028-4	NM	06/10/2011	06/23/2011	06/27/2011	13	4	17
240-1028-1	DRO	MG/KG	DR-TP-A47-10	240-1028-1	NM	06/10/2011	06/23/2011	06/27/2011	13	4	17
240-1028-1	DRO	MG/KG	DR-TP-A46-06	240-1028-3	NM	06/10/2011	06/23/2011	06/27/2011	13	4	17
240-1028-1	DRO	MG/KG	DR-TP-A45-08	240-1028-2	NM	06/10/2011	06/23/2011	06/27/2011	13	4	17
240-1112-1	DRO	MG/KG	DR-SB-29-02	240-1112-7	NM	06/13/2011	06/24/2011	06/28/2011	11	4	15
240-1112-1	DRO	MG/KG	DR-SB-29-10	240-1112-8	NM	06/13/2011	06/24/2011	06/27/2011	11	3	14
240-1112-1	DRO	MG/KG	DR-SB-34-08	240-1112-18	NM	06/14/2011	06/27/2011	06/30/2011	13	3	16
240-1112-1	DRO	MG/KG	DR-SB-34-02	240-1112-17	NM	06/14/2011	06/27/2011	07/01/2011	13	4	17

SDG	SORT	UNITS	NSAMPLE	LAB_ID	QC_TYPE	SAMP_DATE	EXTR_DATE	ANAL_DATE	SMP_EXTR	EXTR_ANL	SMP_ANL
240-1112-1	DRO	MG/KG	DR-SB-33-12	240-1112-16	NM	06/14/2011	06/27/2011	06/30/2011	13	3	16
240-1112-1	DRO	MG/KG	DR-SB-30-08	240-1112-10	NM	06/14/2011	06/27/2011	06/30/2011	13	3	16
240-1112-1	DRO	MG/KG	DR-SB-33-02	240-1112-15	NM	06/14/2011	06/27/2011	06/30/2011	13	3	16
240-1112-1	DRO	MG/KG	DR-SB-31-02	240-1112-11	NM	06/14/2011	06/27/2011	07/01/2011	13	4	17
240-1112-1	DRO	MG/KG	DR-SB-31-14	240-1112-12	NM	06/14/2011	06/27/2011	06/30/2011	13	3	16
240-1112-1	DRO	MG/KG	DR-SB-32-12	240-1112-14	NM	06/14/2011	06/27/2011	06/30/2011	13	3	16
240-1112-1	DRO	MG/KG	DR-SB-30-02	240-1112-9	NM	06/14/2011	06/27/2011	06/30/2011	13	3	16
240-1112-1	DRO	MG/KG	DR-SB-26-10	240-1112-2	NM	06/13/2011	06/24/2011	06/27/2011	11	3	14
240-1112-1	DRO	MG/KG	DR-SB-35-02	240-1112-19	NM	06/14/2011	06/27/2011	07/01/2011	13	4	17
240-1112-1	DRO	MG/KG	DR-SB-26-02	240-1112-1	NM	06/13/2011	06/24/2011	06/27/2011	11	3	14
240-1112-1	DRO	MG/KG	DR-SB-32-02	240-1112-13	NM	06/14/2011	06/27/2011	07/01/2011	13	4	17
240-1112-1	DRO	MG/KG	DR-SB-27-02	240-1112-3	NM	06/13/2011	06/24/2011	06/28/2011	11	4	15
240-1112-1	DRO	MG/KG	DR-SB-27-10	240-1112-4	NM	06/13/2011	06/24/2011	06/27/2011	11	3	14
240-1112-1	DRO	MG/KG	DR-SB-28-02	240-1112-5	NM	06/13/2011	06/24/2011	06/27/2011	11	3	14
240-1112-1	DRO	MG/KG	DR-SB-35-10	240-1112-20	NM	06/14/2011	06/27/2011	06/30/2011	13	3	16
240-1112-1	DRO	MG/KG	DR-SB-28-10	240-1112-6	NM	06/13/2011	06/24/2011	06/27/2011	11	3	14
240-1564-1	DRO	UG/L	MSA-MW-37S-062811	240-1564-3	NM	06/28/2011	06/30/2011	07/05/2011	2	5	7
240-1564-1	DRO	UG/L	MSA-MW30I-062911	240-1591-2	NM	06/29/2011	07/01/2011	07/05/2011	2	4	6
240-1564-1	DRO	UG/L	MSA-MW-39S-062811	240-1564-1	NM	06/28/2011	06/30/2011	07/05/2011	2	5	7

SDG	SORT	UNITS	NSAMPLE	LAB_ID	QC_TYPE	SAMP_DATE	EXTR_DATE	ANAL_DATE	SMP_EXTR	EXTR_ANL	SMP_ANL
240-1564-1	DRO	UG/L	MSA-MW38S-062911	240-1591-1	NM	06/29/2011	07/01/2011	07/05/2011	2	4	6
240-1564-1	DRO	UG/L	MSA-MW-35S-062811	240-1564-2	NM	06/28/2011	06/30/2011	07/05/2011	2	5	7
240-1702-1	DRO	UG/L	MSA-MW36S-070511	240-1702-1	NM	07/05/2011	07/07/2011	07/11/2011	2	4	6
240-1028-1	GRO	UG/KG	DR-TP-A45-08	240-1028-2	NM	06/10/2011	06/18/2011	06/18/2011	8	0	8
240-1028-1	GRO	UG/KG	DR-TP-A46-06	240-1028-3	NM	06/10/2011	06/18/2011	06/18/2011	8	0	8
240-1028-1	GRO	UG/KG	DR-TP-A47-10	240-1028-1	NM	06/10/2011	06/18/2011	06/18/2011	8	0	8
240-1028-1	GRO	UG/KG	DR-TP-A48-04	240-1028-4	NM	06/10/2011	06/18/2011	06/18/2011	8	0	8
240-1112-1	GRO	UG/KG	DR-SB-35-10	240-1112-20	NM	06/14/2011	06/23/2011	06/23/2011	9	0	9
240-1112-1	GRO	UG/KG	DR-SB-33-02	240-1112-15	NM	06/14/2011	06/23/2011	06/23/2011	9	0	9
240-1112-1	GRO	UG/KG	DR-SB-34-08	240-1112-18	NM	06/14/2011	06/23/2011	06/23/2011	9	0	9
240-1112-1	GRO	UG/KG	DR-SB-35-02	240-1112-19	NM	06/14/2011	06/23/2011	06/23/2011	9	0	9
240-1112-1	GRO	UG/KG	DR-SB-34-02	240-1112-17	NM	06/14/2011	06/23/2011	06/23/2011	9	0	9
240-1112-1	GRO	UG/KG	DR-SB-28-10	240-1112-6	NM	06/13/2011	06/22/2011	06/22/2011	9	0	9
240-1112-1	GRO	UG/KG	DR-SB-32-12	240-1112-14	NM	06/14/2011	06/23/2011	06/23/2011	9	0	9
240-1112-1	GRO	UG/KG	DR-SB-33-12	240-1112-16	NM	06/14/2011	06/23/2011	06/23/2011	9	0	9
240-1112-1	GRO	UG/KG	DR-SB-26-10	240-1112-2	NM	06/13/2011	06/22/2011	06/22/2011	9	0	9
240-1112-1	GRO	UG/KG	DR-SB-28-02	240-1112-5	NM	06/13/2011	06/22/2011	06/22/2011	9	0	9
240-1112-1	GRO	UG/KG	DR-SB-30-02	240-1112-9	NM	06/14/2011	06/23/2011	06/23/2011	9	0	9
240-1112-1	GRO	UG/KG	DR-SB-31-02	240-1112-11	NM	06/14/2011	06/23/2011	06/23/2011	9	0	9

SDG	SORT	UNITS	NSAMPLE	LAB_ID	QC_TYPE	SAMP_DATE	EXTR_DATE	ANAL_DATE	SMP_EXTR	EXTR_ANL	SMP_ANL
240-1112-1	GRO	UG/KG	DR-SB-26-02	240-1112-1	NM	06/13/2011	06/22/2011	06/22/2011	9	0	9
240-1112-1	GRO	UG/KG	DR-SB-27-10	240-1112-4	NM	06/13/2011	06/22/2011	06/22/2011	9	0	9
240-1112-1	GRO	UG/KG	DR-SB-31-14	240-1112-12	NM	06/13/2011	06/13/2011	06/22/2011	0	9	9
240-1112-1	GRO	UG/KG	DR-SB-32-02	240-1112-13	NM	06/14/2011	06/23/2011	06/23/2011	9	0	9
240-1112-1	GRO	UG/KG	DR-SB-30-08	240-1112-10	NM	06/14/2011	06/23/2011	06/23/2011	9	0	9
240-1112-1	GRO	UG/KG	DR-SB-27-02	240-1112-3	NM	06/13/2011	06/22/2011	06/22/2011	9	0	9
240-1112-1	GRO	UG/KG	DR-SB-29-10	240-1112-8	NM	06/13/2011	06/23/2011	06/23/2011	10	0	10
240-1112-1	GRO	UG/KG	DR-SB-29-02	240-1112-7	NM	06/13/2011	06/13/2011	06/22/2011	0	9	9
240-1564-1	GRO	UG/L	MSA-MW30I-062911	240-1591-2	NM	06/29/2011	07/07/2011	07/07/2011	8	0	8
240-1564-1	GRO	UG/L	MSA-MW-35S-062811	240-1564-2	NM	06/28/2011	07/04/2011	07/04/2011	6	0	6
240-1564-1	GRO	UG/L	MSA-MW38S-062911	240-1591-1	NM	06/29/2011	07/04/2011	07/04/2011	5	0	5
240-1564-1	GRO	UG/L	MSA-MW-39S-062811	240-1564-1	NM	06/28/2011	07/04/2011	07/04/2011	6	0	6
240-1564-1	GRO	UG/L	MSA-MW-37S-062811	240-1564-3	NM	06/28/2011	07/04/2011	07/04/2011	6	0	6
240-1702-1	GRO	UG/L	MSA-MW36S-070511	240-1702-1	NM	07/05/2011	07/14/2011	07/14/2011	9	0	9
240-1028-1	TPH	MG/KG	DR-TP-A48-04	240-1028-4	NM	06/10/2011	06/23/2011	06/27/2011	13	4	17
240-1028-1	TPH	MG/KG	DR-TP-A47-10	240-1028-1	NM	06/10/2011	06/23/2011	06/27/2011	13	4	17
240-1028-1	TPH	MG/KG	DR-TP-A45-08	240-1028-2	NM	06/10/2011	06/23/2011	06/27/2011	13	4	17
240-1028-1	TPH	MG/KG	DR-TP-A46-06	240-1028-3	NM	06/10/2011	06/23/2011	06/27/2011	13	4	17
240-1112-1	TPH	MG/KG	DR-SB-35-02	240-1112-19	NM	06/14/2011	06/27/2011	07/01/2011	13	4	17

SDG	SORT	UNITS	NSAMPLE	LAB_ID	QC_TYPE	SAMP_DATE	EXTR_DATE	ANAL_DATE	SMP_EXTR	EXTR_ANL	SMP_ANL
240-1112-1	TPH	MG/KG	DR-SB-28-02	240-1112-5	NM	06/13/2011	06/24/2011	06/27/2011	11	3	14
240-1112-1	TPH	MG/KG	DR-SB-35-10	240-1112-20	NM	06/14/2011	06/27/2011	06/30/2011	13	3	16
240-1112-1	TPH	MG/KG	DR-SB-26-02	240-1112-1	NM	06/13/2011	06/24/2011	06/27/2011	11	3	14
240-1112-1	TPH	MG/KG	DR-SB-27-02	240-1112-3	NM	06/13/2011	06/24/2011	06/28/2011	11	4	15
240-1112-1	TPH	MG/KG	DR-SB-32-02	240-1112-13	NM	06/14/2011	06/27/2011	07/01/2011	13	4	17
240-1112-1	TPH	MG/KG	DR-SB-26-10	240-1112-2	NM	06/13/2011	06/24/2011	06/27/2011	11	3	14
240-1112-1	TPH	MG/KG	DR-SB-27-10	240-1112-4	NM	06/13/2011	06/24/2011	06/27/2011	11	3	14
240-1112-1	TPH	MG/KG	DR-SB-34-02	240-1112-17	NM	06/14/2011	06/27/2011	07/01/2011	13	4	17
240-1112-1	TPH	MG/KG	DR-SB-30-08	240-1112-10	NM	06/14/2011	06/27/2011	06/30/2011	13	3	16
240-1112-1	TPH	MG/KG	DR-SB-33-12	240-1112-16	NM	06/14/2011	06/27/2011	06/30/2011	13	3	16
240-1112-1	TPH	MG/KG	DR-SB-31-02	240-1112-11	NM	06/14/2011	06/27/2011	07/01/2011	13	4	17
240-1112-1	TPH	MG/KG	DR-SB-29-10	240-1112-8	NM	06/13/2011	06/24/2011	06/27/2011	11	3	14
240-1112-1	TPH	MG/KG	DR-SB-33-02	240-1112-15	NM	06/14/2011	06/27/2011	06/30/2011	13	3	16
240-1112-1	TPH	MG/KG	DR-SB-32-12	240-1112-14	NM	06/14/2011	06/27/2011	06/30/2011	13	3	16
240-1112-1	TPH	MG/KG	DR-SB-30-02	240-1112-9	NM	06/14/2011	06/27/2011	06/30/2011	13	3	16
240-1112-1	TPH	MG/KG	DR-SB-31-14	240-1112-12	NM	06/14/2011	06/27/2011	06/30/2011	13	3	16
240-1112-1	TPH	MG/KG	DR-SB-29-02	240-1112-7	NM	06/13/2011	06/24/2011	06/28/2011	11	4	15
240-1112-1	TPH	MG/KG	DR-SB-28-10	240-1112-6	NM	06/13/2011	06/24/2011	06/27/2011	11	3	14
240-1112-1	TPH	MG/KG	DR-SB-34-08	240-1112-18	NM	06/14/2011	06/27/2011	06/30/2011	13	3	16

SDG	SORT	UNITS	NSAMPLE	LAB_ID	QC_TYPE	SAMP_DATE	EXTR_DATE	ANAL_DATE	SMP_EXTR	EXTR_ANL	SMP_ANL
240-1028-1	TPH	UG/KG	DR-TP-A48-04	240-1028-4	NM	06/10/2011	06/18/2011	06/18/2011	8	0	8
240-1028-1	TPH	UG/KG	DR-TP-A45-08	240-1028-2	NM	06/10/2011	06/18/2011	06/18/2011	8	0	8
240-1028-1	TPH	UG/KG	DR-TP-A47-10	240-1028-1	NM	06/10/2011	06/18/2011	06/18/2011	8	0	8
240-1028-1	TPH	UG/KG	DR-TP-A46-06	240-1028-3	NM	06/10/2011	06/18/2011	06/18/2011	8	0	8
240-1112-1	TPH	UG/KG	DR-SB-31-14	240-1112-12	NM	06/13/2011	06/13/2011	06/22/2011	0	9	9
240-1112-1	TPH	UG/KG	DR-SB-28-10	240-1112-6	NM	06/13/2011	06/22/2011	06/22/2011	9	0	9
240-1112-1	TPH	UG/KG	DR-SB-26-10	240-1112-2	NM	06/13/2011	06/22/2011	06/22/2011	9	0	9
240-1112-1	TPH	UG/KG	DR-SB-27-02	240-1112-3	NM	06/13/2011	06/22/2011	06/22/2011	9	0	9
240-1112-1	TPH	UG/KG	DR-SB-33-12	240-1112-16	NM	06/14/2011	06/23/2011	06/23/2011	9	0	9
240-1112-1	TPH	UG/KG	DR-SB-29-02	240-1112-7	NM	06/13/2011	06/13/2011	06/22/2011	0	9	9
240-1112-1	TPH	UG/KG	DR-SB-35-10	240-1112-20	NM	06/14/2011	06/23/2011	06/23/2011	9	0	9
240-1112-1	TPH	UG/KG	DR-SB-34-08	240-1112-18	NM	06/14/2011	06/23/2011	06/23/2011	9	0	9
240-1112-1	TPH	UG/KG	DR-SB-32-12	240-1112-14	NM	06/14/2011	06/23/2011	06/23/2011	9	0	9
240-1112-1	TPH	UG/KG	DR-SB-35-02	240-1112-19	NM	06/14/2011	06/23/2011	06/23/2011	9	0	9
240-1112-1	TPH	UG/KG	DR-SB-30-08	240-1112-10	NM	06/14/2011	06/23/2011	06/23/2011	9	0	9
240-1112-1	TPH	UG/KG	DR-SB-32-02	240-1112-13	NM	06/14/2011	06/23/2011	06/23/2011	9	0	9
240-1112-1	TPH	UG/KG	DR-SB-30-02	240-1112-9	NM	06/14/2011	06/23/2011	06/23/2011	9	0	9
240-1112-1	TPH	UG/KG	DR-SB-33-02	240-1112-15	NM	06/14/2011	06/23/2011	06/23/2011	9	0	9
240-1112-1	TPH	UG/KG	DR-SB-26-02	240-1112-1	NM	06/13/2011	06/22/2011	06/22/2011	9	0	9

SDG	SORT	UNITS	NSAMPLE	LAB_ID	QC_TYPE	SAMP_DATE	EXTR_DATE	ANAL_DATE	SMP_EXTR	EXTR_ANL	SMP_ANL
240-1112-1	TPH	UG/KG	DR-SB-29-10	240-1112-8	NM	06/13/2011	06/23/2011	06/23/2011	10	0	10
240-1112-1	TPH	UG/KG	DR-SB-31-02	240-1112-11	NM	06/14/2011	06/23/2011	06/23/2011	9	0	9
240-1112-1	TPH	UG/KG	DR-SB-27-10	240-1112-4	NM	06/13/2011	06/22/2011	06/22/2011	9	0	9
240-1112-1	TPH	UG/KG	DR-SB-34-02	240-1112-17	NM	06/14/2011	06/23/2011	06/23/2011	9	0	9
240-1112-1	TPH	UG/KG	DR-SB-28-02	240-1112-5	NM	06/13/2011	06/22/2011	06/22/2011	9	0	9
240-1564-1	TPH	UG/L	MSA-MW-39S-062811	240-1564-1	NM	06/28/2011	06/30/2011	07/05/2011	2	5	7
240-1564-1	TPH	UG/L	MSA-MW-39S-062811	240-1564-1	NM	06/28/2011	07/04/2011	07/04/2011	6	0	6
240-1564-1	TPH	UG/L	MSA-MW38S-062911	240-1591-1	NM	06/29/2011	07/04/2011	07/04/2011	5	0	5
240-1564-1	TPH	UG/L	MSA-MW38S-062911	240-1591-1	NM	06/29/2011	07/01/2011	07/05/2011	2	4	6
240-1564-1	TPH	UG/L	MSA-MW-35S-062811	240-1564-2	NM	06/28/2011	07/04/2011	07/04/2011	6	0	6
240-1564-1	TPH	UG/L	MSA-MW-37S-062811	240-1564-3	NM	06/28/2011	07/04/2011	07/04/2011	6	0	6
240-1564-1	TPH	UG/L	MSA-MW-35S-062811	240-1564-2	NM	06/28/2011	06/30/2011	07/05/2011	2	5	7
240-1564-1	TPH	UG/L	MSA-MW30I-062911	240-1591-2	NM	06/29/2011	07/07/2011	07/07/2011	8	0	8
240-1564-1	TPH	UG/L	MSA-MW-37S-062811	240-1564-3	NM	06/28/2011	06/30/2011	07/05/2011	2	5	7
240-1564-1	TPH	UG/L	MSA-MW30I-062911	240-1591-2	NM	06/29/2011	07/01/2011	07/05/2011	2	4	6
240-1702-1	TPH	UG/L	MSA-MW36S-070511	240-1702-1	NM	07/05/2011	07/07/2011	07/11/2011	2	4	6
240-1702-1	TPH	UG/L	MSA-MW36S-070511	240-1702-1	NM	07/05/2011	07/14/2011	07/14/2011	9	0	9
240-1028-1	OV	UG/KG	DR-TP-A48-04	240-1028-4	NM	06/11/2011	06/11/2011	06/21/2011	0	10	10
240-1028-1	OV	UG/KG	DR-TP-A47-10	240-1028-1	NM	06/11/2011	06/11/2011	06/21/2011	0	10	10

SDG	SORT	UNITS	NSAMPLE	LAB_ID	QC_TYPE	SAMP_DATE	EXTR_DATE	ANAL_DATE	SMP_EXTR	EXTR_ANL	SMP_ANL
240-1112-1	OV	UG/KG	DR-SB-32-02	240-1112-13	NM	06/15/2011	06/15/2011	06/27/2011	0	12	12
240-1112-1	OV	UG/KG	DR-SB-33-02	240-1112-15	NM	06/15/2011	06/15/2011	06/27/2011	0	12	12
240-1112-1	OV	UG/KG	DR-SB-31-14	240-1112-12	NM	06/23/2011	06/23/2011	06/27/2011	0	4	4
240-1112-1	OV	UG/KG	DR-SB-30-02	240-1112-9	NM	06/15/2011	06/15/2011	06/27/2011	0	12	12
240-1112-1	OV	UG/KG	DR-SB-33-12	240-1112-16	NM	06/15/2011	06/15/2011	06/27/2011	0	12	12
240-1112-1	OV	UG/KG	DR-SB-31-02	240-1112-11	NM	06/15/2011	06/15/2011	06/27/2011	0	12	12
240-1112-1	OV	UG/KG	DR-SB-27-10	240-1112-4	NM	06/23/2011	06/23/2011	06/27/2011	0	4	4
240-1112-1	OV	UG/KG	DR-SB-35-10	240-1112-20	NM	06/15/2011	06/15/2011	06/28/2011	0	13	13
240-1112-1	OV	UG/KG	DR-SB-34-02	240-1112-17	NM	06/15/2011	06/15/2011	06/27/2011	0	12	12
240-1112-1	OV	UG/KG	DR-SB-35-02	240-1112-19	NM	06/15/2011	06/15/2011	06/27/2011	0	12	12
240-1112-1	OV	UG/KG	DR-SB-27-02	240-1112-3	NM	06/15/2011	06/15/2011	06/27/2011	0	12	12
240-1564-1	OV	UG/L	MSA-MW-39S-062811	240-1564-1	NM	06/28/2011	07/06/2011	07/06/2011	8	0	8
240-1564-1	OV	UG/L	MSA-MW-35S-062811	240-1564-2	NM	06/28/2011	07/06/2011	07/06/2011	8	0	8
240-1564-1	OV	UG/L	TB-062811	240-1564-4	NM	06/28/2011	07/06/2011	07/06/2011	8	0	8
240-1702-1	OV	UG/L	TB-070511	240-1702-2	NM	07/05/2011	07/12/2011	07/12/2011	7	0	7
240-1702-1	OV	UG/L	MSA-MW36S-070511	240-1702-1	NM	07/05/2011	07/18/2011	07/18/2011	13	0	13

Chain of Custody Record

TestAmerica
THE LEADER IN ENVIRONMENTAL TESTING

TestAmerica Laboratory location: _____
Regulatory program: ☐ DW ☐ NPDES ☐ RCRA ☐ Other _____

TestAmerica Laboratories, Inc.

Client Contact				
Company Name: Tetra Tech	Client Project Manager: Dev Marali	Site Contact: Sto Cameron	Lab Contact: Pat O'Meara	COC No: 009855
Address: 20251 Century Blvd Ste 200	Telephone: (301)528-5552	Telephone: 703)341-8389	Telephone: (330) 497-9396	1 of 1 COCs
City/State/Zip: Germantown MD 20874	Email: Dev.Marali@TetraTech.com	Analysis Turnaround Time (in BUS days)	Analyses	For lab use only
Phone: (301)528-5552		TAT if different from below _____ ☐ 3 weeks ☐ 2 weeks ☐ 1 week ☐ 2 days ☐ 1 day		Walk-in client: ☐ Lab picking: ☐ Lab sampling: ☐ Job/SDG No.:
Project Name: Compass Rose & Runway Invest.	Method of Shipment/Carrier:			
Project Number: 112C03328-04	Shipping/Tracking No:			
PO#				

Sample Identification	Sample Date	Sample Time	Matrix: Air	Aqueous	Sediment	Solid	Other:	Containers & Preservatives: H2SO4	HNO3	HCl	NaOH	ZnAc/NaOH	Unpres	Other:	Filtered Sample (Y/N)	Composite C / Grab G	VOCs	Total Metals	Dissolved Metals ★	SVOCs + 1,4-Dioxane	TPH-GRO	TPH-DRO	Perchlorate	Sample Specific Notes / Special Instructions:
MSA-MW395-062811	6/28/11	1040		X				2	1	5			4		N	G	X	X	X	X	X	X	X	
MSA-MW355-062811	↓	1255		X				2	1	5			4		N	G	X	X	X	X	X	X	X	
MSA-MW275-062811	↓	1435		X				2	1	5			4		N	G	X	X	X	X	X	X	X	
TB-062811																								
																								* No filters for Dissolved metals. Provided unpres. 500 ml plastics.

Possible Hazard Identification
☒ Non-Hazard ☐ Flammable ☐ Skin Irritant ☐ Poison B ☐ Unknown

Sample Disposal (A fee may be assessed if samples are retained longer than 1 month)
☐ Return to Client ☒ Disposal By Lab ☐ Archive For _____ Months

Special Instructions/QC Requirements & Comments:
Dissolved metal bottles have no preservative & were not filtered.

	Company	Date/Time		Company	Date/Time
Relinquished by:	Tetra Tech	6/28/11 - 1400	Received by:	Test America	6-28-11 1605
Relinquished by:	TestAmerica	6-28-11 1657	Received by:		
Relinquished by:			Received in Laboratory by:	TA VC	6/29/11 0830

©2008, TestAmerica Laboratories, Inc. All rights reserved.
TestAmerica & Design ™ are trademarks of TestAmerica Laboratories, Inc.

TAL 0018-1 (04/10)

Chain of Custody Record

TestAmerica
THE LEADER IN ENVIRONMENTAL TESTING

TestAmerica Laboratory location:
Regulatory program: ☐ DW ☐ NPDES ☐ RCRA ☐ Other

TestAmerica Laboratories, Inc.

Client Contact				
Company Name: Tetra Tech	Client Project Manager: Dev Murali	Site Contact: Stu Cameron	Lab Contact: Pat O'Meara	COC No: 009855
Address: 20251 Century Blvd Ste 200	Telephone: (301) 528-5552	Telephone: (703) 341-8389	Telephone: (330) 497-9396	1 of 1 COCs
City/State/Zip: Germantown MD 20874	Email: Dev.Murali@Tetratech.com	Analysis Turnaround Time (in BUS days): LAT if different from below ☐ 3 weeks ☐ 2 weeks ☐ 1 week ☐ 2 days ☐ 1 day		For lab use only: Walk-in client ☐ Lab pickup ☐ Lab sampling ☐
Phone: (301) 528-5552				
Project Name: Compass Rose + Bonanza Invest.	Method of Shipment/Carrier:			
Project Number: 1UIC03328-04	Shipping/Tracking No:			Job/SDG No:
PO #				

Analyses

Sample Identification	Sample Date	Sample Time	Matrix: Air	Aqueous	Sediment	Solid	Other	Containers & Preservatives: H2SO4	HNO3	HCl	NaOH	ZnAc/NaOH	Empty	Other	Filtered Sample (Y/N)	Composite C/Grab G	VOCs	Total Metals	Dissolved Metals *	SVOCs + 1,4-Dioxane	TPH-GRO	TPH-DRO	Perchlorate				Sample Specific Notes / Special Instructions:
MSA-MW 39S-062811	6/28/11	1040		X				2	1	5			4		N	G	X	X	X	X	X	X	X				
MSA-MW 35S-062811	↓	1255		X				2	1	5			4		N	G	X	X	X	X	X	X	X				
MSA-MW 27S-062811	↓	1435		X				2	1	5			4		N	G	X	X	X	X	X	X	X				
TB-062811																											
																											* No filters for
																											Dissolved metals.
																											Provided empties.
																											500ml plastics.

Possible Hazard Identification: ☒ Non-Hazard ☐ Flammable ☐ Skin Irritant ☐ Poison B ☐ Unknown

Sample Disposal (A fee may be assessed if samples are retained longer than 1 month): ☐ Return to Client ☒ Disposal By Lab ☐ Archive For _____ Months

Special Instructions/QC Requirements & Comments: Dissolved metal bottles have no preservative + were not filtered.

Relinquished by:	Company:	Date/Time:	Received by:	Company:	Date/Time:
[signature]	Tetra Tech	6/28/11 - 1400			
Relinquished by:	Company:	Date/Time:	Received by:	Company:	Date/Time:
Relinquished by:	Company:	Date/Time:	Received in Laboratory by:	Company:	Date/Time:

©2008 TestAmerica Laboratories, Inc. All rights reserved.
TestAmerica & Design™ are trademarks of TestAmerica Laboratories, Inc.

TAL 0018-1 (04/10)

TestAmerica Cooler Receipt Form/Narrative **Lot Number:** 1564

North Canton Facility

Client Tetra Tech Project Compass Baso By: (Signature)

Cooler Received on 6/29/11 Opened on 6/29/11

FedEx ☒ UPS ☐ DHL ☐ FAS ☐ Stetson ☐ Client Drop Off ☐ TestAmerica Courier ☐ Other

TestAmerica Cooler # Multiple Coolers ☐ Foam Box ☐ Client Cooler ☒ Other

1. Were custody seals on the outside of the cooler(s)? Yes ☒ No ☐ Intact? Yes ☒ No ☐ NA ☐
   If YES, Quantity 1 Quantity Unsalvageable
   Were custody seals on the outside of cooler(s) signed and dated? Yes ☒ No ☐ NA ☐
   Were custody seals on the bottle(s)? Yes ☐ No ☒
   If YES, are there any exceptions?
2. Shippers' packing slip attached to the cooler(s)? Yes ☒ No ☐
3. Did custody papers accompany the sample(s)? Yes ☒ No ☐ Relinquished by client? Yes ☒ No ☐
4. Were the custody papers signed in the appropriate place? Yes ☒ No ☐
5. Packing material used: Bubble Wrap ☒ Foam ☐ None ☐ Other
6. Cooler temperature upon receipt 5.7 °C See back of form for multiple coolers/temps ☐
   METHOD: IR ☒ Other ☐
   COOLANT: Wet Ice ☒ Blue Ice ☐ Dry Ice ☐ Water ☐ None ☐
7. Did all bottles arrive in good condition (Unbroken)? Yes ☒ No ☐
8. Could all bottle labels be reconciled with the COC? Yes ☒ No ☐
9. Were sample(s) at the correct pH upon receipt? Yes ☒ No ☐ NA ☐
10. Were correct bottle(s) used for the test(s) indicated? Yes ☒ No ☐
11. Were air bubbles >6 mm in any VOA vials? Yes ☐ No ☒ NA ☐
12. Sufficient quantity received to perform indicated analyses? Yes ☒ No ☐
13. Was a trip blank present in the cooler(s)? Yes ☒ No ☐ Were VOAs on the COC? Yes ☒ No ☐

Contacted PM Date by via Verbal ☐ Voice Mail ☐ Other ☐

Concerning

14. CHAIN OF CUSTODY

The following discrepancies occurred:

COC ID = MSA-MW27S-062811 Label IDs = MSA-MW37S-062811.

~~Will log ID per COC.~~ 6/29/11

Will log ID per labels per Samantha Brenner.

Trip Blank is not marked for analyses. Will log for VOCs.

15. SAMPLE CONDITION

Sample(s) were received after the recommended holding time had expired.

Sample(s) were received in a broken container.

Sample(s) were received with bubble >6 mm in diameter. (Notify PM)

16. SAMPLE PRESERVATION

Sample(s) were further preserved in Sample Receiving to meet recommended pH level(s). *Nitric Acid Lot#* 100110-HNO_3; *Sulfuric Acid Lot#* 110410-H_2SO_4; *Sodium Hydroxide Lot#* 100108 -*NaOH; Hydrochloric Acid Lot#* 092006-*HCl; Sodium Hydroxide and Zinc Acetate Lot#* 100108-($CH_3COO)_2ZN$/*NaOH*. What time was preservative added to sample(s)?

Client ID	pH	Date	Initials
39S	<2 <2 <2 2	6/29/11	
35S	<2 <2 <2 <2		
37S	<2 <2 <2 <2		

TestAmerica Cooler Receipt Form/Narrative
North Canton Facility

Client ID	pH	Date	Initials

Chain of Custody Record

TestAmerica
THE LEADER IN ENVIRONMENTAL TESTING

TestAmerica Laboratory location: _____

Regulatory program: ☐ DW ☐ NPDES ☐ RCRA ☐ Other _____

TestAmerica Laboratories, Inc.

Client Contact				
Company Name: Tetra Tech	Client Project Manager: Dev Murali	Site Contact: Stu Cameron	Lab Contact: ~~Kathy~~ Pat O'Meara	COC No: 009857
Address: 20251 Century Blvd Ste 200	Telephone: (301) 528-5552	Telephone: (703) 347-8389	Telephone: (330) 497-9396	1 of 1 COCs
City/State/Zip: Germantown MD 20874	Email: Dev.Murali@Tetratech.com	Analysis Turnaround Time (in BUS days)	Analyses	For Lab use only
Phone: (301) 528-5552		TAT if different from below ____		Walk-in client ☐
Project Name: Compass Rose & Runway Invest.	Method of Shipment/Carrier:	☐ 3 weeks		Lab pickup ☐
Project Number: IDIC03328-04	Shipping/Tracking No:	☐ 2 weeks		Lab sampling ☐
PO#		☐ 1 week		Job/SDG No.:
		☐ 2 days		
		☐ 1 day		

Sample Identification	Sample Date	Sample Time	Matrix: Air	Aqueous	Sediment	Solid	Other:	Containers & Preservatives: H2SO4	HNO3	HCl	NaOH	ZnAc/NaOH	Unpres	Other:	Filtered Sample (Y/N)	Composite=C / Grab=G	VOCs	Total Metals	Dissolved Metals	Perchlorate	SVOCs + 1,4-Dioxane	TPH-GRO	TPH-DRO	Sample Specific Notes / Special Instructions:
MSA-MW38S-062911	6/29/11	0900		X				2	2	5			3			G	X	X	X	X	X	X	X	
MSA-MW30I-062911	6/29/11	1325		X				2	2	5			3			G	X	X	X	X	X	X	X	
TB-062911				X						2							X							

Possible Hazard Identification
☒ Non-Hazard ☐ Flammable ☐ Skin Irritant ☐ Poison B ☐ Unknown

Sample Disposal (A fee may be assessed if samples are retained longer than 1 month)
☐ Return to Client ☒ Disposal By Lab ☐ Archive For _____ Months

Special Instructions/QC Requirements & Comments:

Relinquished by:	Company:	Date/Time:	Received by:	Company:	Date/Time:
	Tetra Tech	6/29/11 - 1625		Test America	6-29-11 1625
Relinquished by:	Company:	Date/Time:	Received by:	Company:	Date/Time:
	TA	6-29-11 1741			
Relinquished by:	Company:	Date/Time:	Received in Laboratory by:	Company:	Date/Time:
			Terry Burns	TA	6/30/11 935

©2008, TestAmerica Laboratories, Inc. All rights reserved.
TestAmerica & Design ™ are trademarks of TestAmerica Laboratories, Inc.

TAL 0018-1 (04/10)

TestAmerica Cooler Receipt Form/Narrative **Lot Number:**_____
North Canton Facility

Client Tetra Tech Project Compass Rose By: Terry Burns (Signature)
Cooler Received on 6/30/11 Opened on 6/30/11
FedEx ☒ UPS ☐ DHL ☐ FAS ☐ Stetson ☐ Client Drop Off ☐ TestAmerica Courier ☐ Other_____
TestAmerica Cooler # TAN 0 Multiple Coolers ☐ Foam Box ☐ Client Cooler ☐ Other_____

1. Were custody seals on the outside of the cooler(s)? Yes ☒ No ☐ Intact? Yes ☒ No ☐ NA ☐
   If YES, Quantity 1 Quantity Unsalvageable_____
   Were custody seals on the outside of cooler(s) signed and dated? Yes ☒ No ☐ NA ☐
   Were custody seals on the bottle(s)? Yes ☐ No ☒
   If YES, are there any exceptions? _____
2. Shippers' packing slip attached to the cooler(s)? Yes ☒ No ☐
3. Did custody papers accompany the sample(s)? Yes ☒ No ☐ Relinquished by client? Yes ☒ No ☐
4. Were the custody papers signed in the appropriate place? Yes ☒ No ☐
5. Packing material used: Bubble Wrap ☒ Foam ☐ None ☐ Other _____
6. Cooler temperature upon receipt 3.4 °C See back of form for multiple coolers/temps ☐
   METHOD: IR ☒ Other ☐ _____
   COOLANT: Wet Ice ☒ Blue Ice ☐ Dry Ice ☐ Water ☐ None ☐
7. Did all bottles arrive in good condition (Unbroken)? Yes ☒ No ☐
8. Could all bottle labels be reconciled with the COC? Yes ☒ No ☐
9. Were sample(s) at the correct pH upon receipt? Yes ☒ No ☐ NA ☐
10. Were correct bottle(s) used for the test(s) indicated? Yes ☒ No ☐
11. Were air bubbles >6 mm in any VOA vials? Yes ☐ No ☒ NA ☐
12. Sufficient quantity received to perform indicated analyses? Yes ☒ No ☐
13. Was a trip blank present in the cooler(s)? Yes ☒ No ☐ Were VOAs on the COC? Yes ☒ No ☐

Contacted PM _____ Date _____ by _____ via Verbal ☐ Voice Mail ☐ Other ☐
Concerning _____

14. CHAIN OF CUSTODY

The following discrepancies occurred:

15. SAMPLE CONDITION

Sample(s)_____ were received after the recommended holding time had expired.
Sample(s)_____ were received in a broken container.
Sample(s)_____ were received with bubble >6 mm in diameter. (Notify PM)

16. SAMPLE PRESERVATION

Sample(s) _____ were further preserved in Sample Receiving to meet recommended pH level(s). *Nitric Acid Lot#* 100110-HNO_3; *Sulfuric Acid Lot#* 110410-H_2SO_4; *Sodium Hydroxide Lot#* 100108 -*NaOH; Hydrochloric Acid Lot#* 092006-*HCl; Sodium Hydroxide and Zinc Acetate Lot#* 100108-$(CH_3COO)_2ZN/NaOH$. What time was preservative added to sample(s)? _____

Client ID	pH	Date	Initials
MW38S	<2, <2, <2, <2	6/30/11	TB
↓ 30I	<2, <2, <2, <2	↓	↓

TestAmerica Cooler Receipt Form/Narrative
North Canton Facility

Client ID	pH	Date	Initials

Login Sample Receipt Checklist

Client: Tetra Tech NUS Inc

Job Number: 240-1564-1

Login Number: 1564
List Number: 1
Creator: McFadden, John

List Source: TestAmerica North Canton

Question	Answer	Comment
Radioactivity either was not measured or, if measured, is at or below background	N/A	
The cooler's custody seal, if present, is intact.	True	
The cooler or samples do not appear to have been compromised or tampered with.	True	
Samples were received on ice.	True	
Cooler Temperature is acceptable.	True	
Cooler Temperature is recorded.	True	5.7
COC is present.	True	
COC is filled out in ink and legible.	True	
COC is filled out with all pertinent information.	True	
Is the Field Sampler's name present on COC?	True	
There are no discrepancies between the sample IDs on the containers and the COC.	False	MW27S to MW37S per Samantha Brenner
Samples are received within Holding Time.	True	
Sample containers have legible labels.	True	
Containers are not broken or leaking.	True	
Sample collection date/times are provided.	True	
Appropriate sample containers are used.	True	
Sample bottles are completely filled.	True	
Sample Preservation Verified.	True	
There is sufficient vol. for all requested analyses, incl. any requested MS/MSDs	True	
VOA sample vials do not have headspace or bubble is <6mm (1/4") in diameter.	True	
Multiphasic samples are not present.	True	
Samples do not require splitting or compositing.	True	
Residual Chlorine Checked.	N/A	

Login Sample Receipt Checklist

Client: Tetra Tech NUS Inc

Job Number: 240-1564-1

Login Number: 1564
List Number: 1
Creator: Marion, Greg T

List Source: TestAmerica Burlington
List Creation: 07/07/11 03:22 PM

Question	Answer	Comment
Radioactivity either was not measured or, if measured, is at or below background	N/A	Lab does not accept radioactive samples.
The cooler's custody seal, if present, is intact.	True	939995
The cooler or samples do not appear to have been compromised or tampered with.	True	
Samples were received on ice.	True	
Cooler Temperature is acceptable.	True	
Cooler Temperature is recorded.	True	2.8°C IR GUN ID 96/CF=0
COC is present.	True	
COC is filled out in ink and legible.	True	
COC is filled out with all pertinent information.	True	
Is the Field Sampler's name present on COC?	N/A	Received project as a subcontract.
There are no discrepancies between the sample IDs on the containers and the COC.	True	
Samples are received within Holding Time.	True	
Sample containers have legible labels.	True	
Containers are not broken or leaking.	True	
Sample collection date/times are provided.	True	
Appropriate sample containers are used.	True	
Sample bottles are completely filled.	True	
Sample Preservation Verified.	True	
There is sufficient vol. for all requested analyses, incl. any requested MS/MSDs	True	
VOA sample vials do not have headspace or bubble is <6mm (1/4") in diameter.	N/A	
Multiphasic samples are not present.	N/A	
Samples do not require splitting or compositing.	N/A	
Residual Chlorine Checked.	N/A	Check done at department level as required.

Login Sample Receipt Checklist

Client: Tetra Tech NUS Inc

Job Number: 240-1564-1

Login Number: 1591
List Number: 1
Creator: Sutek, Nick

List Source: TestAmerica North Canton

Question	Answer	Comment
Radioactivity either was not measured or, if measured, is at or below background	True	
The cooler's custody seal, if present, is intact.	True	
The cooler or samples do not appear to have been compromised or tampered with.	True	
Samples were received on ice.	True	
Cooler Temperature is acceptable.	True	
Cooler Temperature is recorded.	True	3.4
COC is present.	True	
COC is filled out in ink and legible.	True	
COC is filled out with all pertinent information.	True	
Is the Field Sampler's name present on COC?	True	
There are no discrepancies between the sample IDs on the containers and the COC.	True	
Samples are received within Holding Time.	True	
Sample containers have legible labels.	True	
Containers are not broken or leaking.	True	
Sample collection date/times are provided.	True	
Appropriate sample containers are used.	True	
Sample bottles are completely filled.	True	
Sample Preservation Verified.	True	
There is sufficient vol. for all requested analyses, incl. any requested MS/MSDs	True	
VOA sample vials do not have headspace or bubble is <6mm (1/4") in diameter.	True	
Multiphasic samples are not present.	True	
Samples do not require splitting or compositing.	True	
Residual Chlorine Checked.	N/A	

Login Sample Receipt Checklist

Client: Tetra Tech NUS Inc

Job Number: 240-1564-1

Login Number: 1591
List Number: 1
Creator: Marion, Greg T

List Source: TestAmerica Burlington
List Creation: 07/07/11 03:31 PM

Question	Answer	Comment
Radioactivity either was not measured or, if measured, is at or below background	N/A	Lab does not accept radioactive samples.
The cooler's custody seal, if present, is intact.	True	939995
The cooler or samples do not appear to have been compromised or tampered with.	True	
Samples were received on ice.	True	
Cooler Temperature is acceptable.	True	
Cooler Temperature is recorded.	True	2.8°C IR GUN ID 96/CF=0
COC is present.	True	
COC is filled out in ink and legible.	True	
COC is filled out with all pertinent information.	True	
Is the Field Sampler's name present on COC?	N/A	Received project as a subcontract.
There are no discrepancies between the sample IDs on the containers and the COC.	True	
Samples are received within Holding Time.	True	
Sample containers have legible labels.	True	
Containers are not broken or leaking.	True	
Sample collection date/times are provided.	True	
Appropriate sample containers are used.	True	
Sample bottles are completely filled.	True	
Sample Preservation Verified.	True	
There is sufficient vol. for all requested analyses, incl. any requested MS/MSDs	True	
VOA sample vials do not have headspace or bubble is <6mm (1/4") in diameter.	N/A	
Multiphasic samples are not present.	N/A	
Samples do not require splitting or compositing.	N/A	
Residual Chlorine Checked.	N/A	Check done at department level as required.

CASE NARRATIVE

Client: Tetra Tech NUS Inc

Project: COMPASS ROSE & RUNWAY INVEST.

Report Number: 240-1564-1

With the exceptions noted as flags or footnotes, standard analytical protocols were followed in the analysis of the samples and no problems were encountered or anomalies observed. In addition all laboratory quality control samples were within established control limits, with any exceptions noted below. Each sample was analyzed to achieve the lowest possible reporting limit within the constraints of the method. In some cases, due to interference or analytes present at high concentrations, samples were diluted. For diluted samples, the reporting limits are adjusted relative to the dilution required.

TestAmerica North Canton attests to the validity of the laboratory data generated by TestAmerica facilities reported herein. All analyses performed by TestAmerica facilities were done using established laboratory SOPs that incorporate QA/QC procedures described in the application methods. TestAmerica's operations groups have reviewed the data for compliance with the laboratory QA/QC plan, and data have been found to be compliant with laboratory protocols unless otherwise noted below.

The test results in this report meet all NELAP requirements for parameters for which accreditation is required or available. Any exceptions to NELAP requirements are noted in this report. Pursuant to NELAP, this report may not be reproduced, except in full, without the written approval of the laboratory.

Calculations are performed before rounding to avoid round-off errors in calculated results.

All holding times were met and proper preservation noted for the methods performed on these samples, unless otherwise detailed in the individual sections below.

All solid sample results are reported on an "as received" basis unless otherwise indicated by the presence of a % solids value in the method header.

This laboratory report is confidential and is intended for the sole use of TestAmerica and its client.

RECEIPT

The samples were received on 06/29/2011 and 06/30/2011; the samples arrived in good condition, properly preserved and on ice. The temperature of the coolers at receipt was 3.4 and 5.7 C.

Multiple TestAmerica laboratories were used to support this project. Narrative for TestAmerica West Sacramento (Perchlorate) is provided in the lab's report in the Subcontract section of this report. TestAmerica Burlington's narrative for ICP/MS Metals is incorporated herein. See the Method Summary for additional information.

VOLATILE ORGANIC COMPOUNDS (GC-MS) 8260B

Samples TB-062911 (240-1591-3) and TB-062811 (240-1564-4) were analyzed for volatile organic compounds (GC-MS) in accordance with EPA SW-846 Method 8260B. The samples were analyzed on 07/06/2011.

1,2,3-Trichlorobenzene and Naphthalene were detected in method blank MB 240-7533/5 at levels that were above the method detection limit but below the reporting limit. The values should be considered estimates, and have been flagged "J". If the associated sample reported a result above the MDL and/or RL, the result has been "B" flagged. Refer to the QC report for details.

The laboratory control sample (LCS) for batch 7283 exceeded control limits for the following analytes: 1,2,3-trichlorobenzene and tert-Butyl alcohol. These analytes have been identified as poor performing analytes when analyzed using this method; therefore, re-extraction/re-analysis was not performed.

2-Chloroethyl vinyl ether, cis-1,2-Dichloroethene and tert-Butyl alcohol failed the recovery criteria low for the MS of sample 240-1472-1 in batch 240-7533.

2-Chloroethyl vinyl ether failed the recovery criteria low for the MSD of sample 240-1472-1 in batch 240-7533. tert-Butyl alcohol exceeded the rpd limit.

2-Chloroethyl vinyl ether failed the recovery criteria low for the MS and MSD of sample 240-1543-14 in batch 240-7283.

Refer to the QC report for details.

No other difficulties were encountered during the volatiles analysis. All other quality control parameters were within the acceptance limits.

VOLATILE ORGANIC COMPOUNDS (GC-MS) 8260C

Samples MSA-MW-39S-062811 (240-1564-1), MSA-MW-35S-062811 (240-1564-2), MSA-MW-37S-062811 (240-1564-3), MSA-MW38S-062911 (240-1591-1) and MSA-MW30I-062911 (240-1591-2) were analyzed for volatile organic compounds (GC-MS) in accordance with EPA Method 8260C. The samples were analyzed on 07/06/2011.

The initial calibration verification (ICV) for analytical batch 7323 exceeded control criteria for vinyl acetate. The data have been qualified and reported.

Methylene Chloride was detected in method blank MB 240-7323/11 at a level that was above the method detection limit but below the reporting limit. The value should be considered an estimate, and has been flagged "J". If the associated sample reported a result above the MDL and/or RL, the result has been "B" flagged.

The laboratory control sample (LCS) for batch 7323 exceeded control limits for isopropyl ether. This analyte was biased high in the LCS and was not detected in the associated samples; therefore, the data have been reported.

2-Chloroethyl vinyl ether failed the recovery criteria low for the MS/MSD of sample 240-1573-6 in batch 240-7323.

2-Chloroethyl vinyl ether and tert-Butyl alcohol failed the recovery criteria low for the MSD of sample MSA-MW30I-062911MSD (240-1591-2) in batch 240-7323. tert-Butyl alcohol exceeded the rpd limit.

Sample MSA-MW30I-062911 (240-1591-2)[20X] required dilution prior to analysis. The reporting limits have been adjusted accordingly.

No other difficulties were encountered during the volatiles analyses. All other quality control parameters were within the acceptance limits.

SEMIVOLATILE ORGANICS 8270D

Samples MSA-MW-39S-062811 (240-1564-1), MSA-MW-35S-062811 (240-1564-2), MSA-MW-37S-062811 (240-1564-3), MSA-MW38S-062911 (240-1591-1) and MSA-MW30I-062911 (240-1591-2) were analyzed for 8270D in accordance with EPA SW 8270D. The samples were analyzed on 07/16/2011, 07/17/2011 and 07/21/2011.

3&4 Methylphenol and Benzaldehyde %RSD's were out in the CCAL. Since they were out high, and compounds were not detected in sample MSA-MW30I-062911 (240-1591-2), no corrective action was taken.

The generic batch MS/MSD for batch 6973 was extracted and analyzed, but unable to be reported due to LIMS limitations.

There was no client requested matrix spike/matrix spike duplicate (MS/MSD) for batches 6852 and 6874.

No other difficulties were encountered during the semi-volatiles analyses. All quality control parameters were within the acceptance limits.

GAS RANGE ORGANICS (GRO)

Samples MSA-MW-39S-062811 (240-1564-1), MSA-MW-35S-062811 (240-1564-2) and MSA-MW-37S-062811 (240-1564-3),MSA-MW38S-062911 (240-1591-1) and MSA-MW30I-062911 (240-1591-2) were analyzed for gas range organics in accordance with EPA SW-846 Method 8015B - GRO. The samples were analyzed on 07/04/2011 and 07/07/2011.

Total Petroleum Hydrocarbons (C6-C10) was detected in method blank MB 240-7018/11 at a level exceeding the reporting limit. If the associated sample reported a result above the MDL and/or RL, the result has been "B" flagged. Total Petroleum Hydrocarbons (C6-C10) was detected in method blank MB 240-7464/6 at a level exceeding the reporting limit. If the associated sample reported a result above the MDL and/or RL, the result has been "B" flagged. Refer to the QC report for details.

The continuing calibration verification (CCV) for C6-C10 recovered above the upper control limit. The samples associated with this CCV were non-detects for the affected analytes; therefore, the data have been reported. The associated samples were: (240-1413-1 MS), (240-1413-1 MSD), GW-73942-062311-JY-089 (240-1413-1), MSA-MW-35S-062811 (240-1564-2), MSA-MW-37S-062811 (240-1564-3), MSA-MW38S-062911 (240-1591-1) and MSA-MW-39S-062811 (240-1564-1)

No other difficulties were encountered during the GRO analyses. No other difficulties were encountered during the GRO analyses.

All other quality control parameters were within the acceptance limits. All other quality control parameters were within the acceptance limits.

DIESEL RANGE ORGANICS (DRO)

Samples MSA-MW-39S-062811 (240-1564-1), MSA-MW-35S-062811 (240-1564-2) and MSA-MW-37S-062811 (240-1564-3), MSA-MW38S-062911 (240-1591-1) and MSA-MW30I-062911 (240-1591-2) were analyzed for Diesel Range Organics (DRO) in accordance with EPA Method 8015B. The samples were analyzed on 07/05/2011.

Surrogates are added during the extraction process prior to dilution. When the sample dilution is 5X or greater, surrogate recoveries are diluted out and no corrective action is required. Surrogates are added during the extraction process prior to dilution. When the sample dilution is 5X or greater, surrogate recoveries are diluted out and no corrective action is required.

The continuing calibration verification (CCV) for diesel recovered above the upper control limit. The samples associated with this CCV were non-detects for the affected analytes; therefore, the data have been reported. The associated samples were: MSA-MW30I-062911 (240-1591-2) and MSA-MW38S-062911 (240-1591-1)

There was no client requested matrix spike/matrix spike duplicate (MS/MSD) for batches 6852, 6874 and 6673.

No other difficulties were encountered during the Diesel Range Organics (DRO) analyses. All quality control parameters were within the acceptance limits.

DISSOLVED METALS (ICPMS) Samples MSA-MW-39S-062811 (240-1564-1), MSA-MW-35S-062811 (240-1564-2), MSA-MW-37S-062811 (240-1564-3), MSA-MW38S-062911 (240-1591-1) and MSA-MW30I-062911 (240-1591-2) were analyzed for dissolved metals (ICPMS) in accordance with EPA SW-846 Method 6020. The samples were prepared on 07/12/2011 and analyzed on 08/04/2011.

Lead, Thallium and Zinc were detected in method blank PB 200-21260/1-B at levels that were above the method detection limit but below the reporting limit. The values should be considered estimates, and have been flagged "J". If the associated sample reported a result above the MDL and/or RL, the result has been "B" flagged. Refer to the QC report for details.

The serial dilution performed for the following field filtered sample was outside control limits for As: MSA-MW38S-062911 (240-1591-1 SD)

No other difficulties were encountered during the metals analyses. All other quality control parameters were within the acceptance limits.

TOTAL METALS (ICPMS)
Samples MSA-MW-39S-062811 (240-1564-1), MSA-MW-35S-062811 (240-1564-2), MSA-MW-37S-062811 (240-1564-3), MSA-MW38S-062911 (240-1591-1) and MSA-MW30I-062911 (240-1591-2) were analyzed for total metals (ICPMS) in accordance with EPA SW-846 Method 6020. The samples were analyzed on 08/04/2011.

Lead, Magnesium and Thallium were detected in method blank MB 200-21413/1-A at levels that were above the method detection limit but below the reporting limit. The values should be considered estimates, and have been flagged "J". If the associated sample reported a result above the MDL and/or RL, the result has been "B" flagged. Refer to the QC report for details.

The serial dilution performed for the following sample, for total metals, was outside control limits for Zn: MSA-MW30I-062911 (240-1591-2 SD)

No other difficulties were encountered during the metals analyses. All other quality control parameters were within the acceptance limits.

DISSOLVED MERCURY (CVAA)
Samples MSA-MW-39S-062811 (240-1564-1), MSA-MW-35S-062811 (240-1564-2), MSA-MW-37S-062811 (240-1564-3), MSA-MW38S-062911 (240-1591-1) and MSA-MW30I-062911 (240-1591-2) were analyzed for dissolved mercury (CVAA) in accordance with EPA SW-846 Methods 7470A. The samples were prepared on 07/12/2011 and analyzed on 07/13/2011.

No difficulties were encountered during the mercury analyses. All quality control parameters were within the acceptance limits.

TOTAL MERCURY
Samples MSA-MW-39S-062811 (240-1564-1), MSA-MW-35S-062811 (240-1564-2), MSA-MW-37S-062811 (240-1564-3), MSA-MW38S-062911 (240-1591-1) and MSA-MW30I-062911 (240-1591-2) were analyzed for total mercury in accordance with EPA SW-846 Methods 7470A. The samples were analyzed on 07/13/2011.

No difficulties were encountered during the mercury analyses. All quality control parameters were within the acceptance limits.

GC/MS SEMI VOA MANUAL INTEGRATION SUMMARY

Lab Name: TestAmerica North Canton Job No.: 240-1564-1

SDG No.:

Instrument ID: A4AG2 Analysis Batch Number: 7975

Lab Sample ID: STD9 240-7975/4 IC Client Sample ID:

Date Analyzed: 07/11/11 17:12 Lab File ID: 0711102.D GC Column: RXI-5SILMS ID: 0.45(mm)

COMPOUND NAME	RETENTION TIME	MANUAL INTEGRATION		
		REASON	ANALYST	DATE
Bis(2-chloroethyl)ether	3.35	Poor Chromatography	hulat	07/12/11 07:35
4-Chloroaniline	4.49	Poor Chromatography	hulat	07/12/11 07:35

Lab Sample ID: STD6 240-7975/7 ICIS Client Sample ID:

Date Analyzed: 07/11/11 18:02 Lab File ID: 0711105.D GC Column: RXI-5SILMS ID: 0.45(mm)

COMPOUND NAME	RETENTION TIME	MANUAL INTEGRATION		
		REASON	ANALYST	DATE
4-Chloroaniline	4.49	Poor Chromatography	hulat	07/12/11 07:45

Lab Sample ID: STD5 240-7975/8 IC Client Sample ID:

Date Analyzed: 07/11/11 18:19 Lab File ID: 0711106.D GC Column: RXI-5SILMS ID: 0.45(mm)

COMPOUND NAME	RETENTION TIME	MANUAL INTEGRATION		
		REASON	ANALYST	DATE
4-Chloroaniline	4.48	Poor Chromatography	hulat	07/12/11 07:57

Lab Sample ID: STD4 240-7975/9 IC Client Sample ID:

Date Analyzed: 07/11/11 18:36 Lab File ID: 0711107.D GC Column: RXI-5SILMS ID: 0.45(mm)

COMPOUND NAME	RETENTION TIME	MANUAL INTEGRATION		
		REASON	ANALYST	DATE
4-Chloroaniline	4.48	Poor Chromatography	hulat	07/12/11 07:59

Lab Sample ID: STD3 240-7975/10 IC Client Sample ID:

Date Analyzed: 07/11/11 18:53 Lab File ID: 0711108.D GC Column: RXI-5SILMS ID: 0.45(mm)

COMPOUND NAME	RETENTION TIME	MANUAL INTEGRATION		
		REASON	ANALYST	DATE
4-Chloroaniline	4.48	Poor Chromatography	hulat	07/12/11 08:01

GC/MS SEMI VOA MANUAL INTEGRATION SUMMARY

Lab Name: TestAmerica North Canton Job No.: 240-1564-1

SDG No.:

Instrument ID: A4AG2 Analysis Batch Number: 7975

Lab Sample ID: STD2 240-7975/11 IC Client Sample ID:

Date Analyzed: 07/11/11 19:10 Lab File ID: 0711109.D GC Column: RXI-5SILMS ID: 0.45(mm)

COMPOUND NAME	RETENTION TIME	MANUAL INTEGRATION		
		REASON	ANALYST	DATE
4-Chloroaniline	4.48	Poor Chromatography	hulat	07/12/11 08:03

GC/MS SEMI VOA MANUAL INTEGRATION SUMMARY

Lab Name: TestAmerica North Canton Job No.: 240-1564-1

SDG No.:

Instrument ID: A4AG2 Analysis Batch Number: 8531

Lab Sample ID: CCV 240-8531/4 CCVIS Client Sample ID:

Date Analyzed: 07/15/11 09:05 Lab File ID: 0715102.D GC Column: RXI-5SILMS ID: 0.45(mm)

COMPOUND NAME	RETENTION TIME	MANUAL INTEGRATION		
		REASON	ANALYST	DATE
1,4-Dioxane	1.63	Poor Chromatography	hulat	07/15/11 09:40

Lab Sample ID: LCS 240-6852/11-A Client Sample ID:

Date Analyzed: 07/15/11 09:55 Lab File ID: 0715105.D GC Column: RXI-5SILMS ID: 0.45(mm)

COMPOUND NAME	RETENTION TIME	MANUAL INTEGRATION		
		REASON	ANALYST	DATE
1,4-Dioxane	1.64	Poor Chromatography	hulat	07/18/11 08:24

GC/MS SEMI VOA MANUAL INTEGRATION SUMMARY

Lab Name: TestAmerica North Canton Job No.: 240-1564-1

SDG No.:

Instrument ID: A4AG2 Analysis Batch Number: 8805

Lab Sample ID: STD9 240-8805/4 IC Client Sample ID:

Date Analyzed: 07/18/11 14:03 Lab File ID: 0718102.D GC Column: RXI-5SILMS ID: 0.45(mm)

COMPOUND NAME	RETENTION TIME	MANUAL INTEGRATION		
		REASON	ANALYST	DATE
Benzoic acid	4.24	Poor Chromatography	hulat	07/20/11 06:42

Lab Sample ID: STD8 240-8805/5 IC Client Sample ID:

Date Analyzed: 07/18/11 14:19 Lab File ID: 0718103.D GC Column: RXI-5SILMS ID: 0.45(mm)

COMPOUND NAME	RETENTION TIME	MANUAL INTEGRATION		
		REASON	ANALYST	DATE
Benzoic acid	4.23	Poor Chromatography	hulat	07/20/11 06:43

Lab Sample ID: STD7 240-8805/6 IC Client Sample ID:

Date Analyzed: 07/18/11 14:36 Lab File ID: 0718104.D GC Column: RXI-5SILMS ID: 0.45(mm)

COMPOUND NAME	RETENTION TIME	MANUAL INTEGRATION		
		REASON	ANALYST	DATE
Benzoic acid	4.22	Poor Chromatography	hulat	07/20/11 06:43

Lab Sample ID: STD6 240-8805/7 ICIS Client Sample ID:

Date Analyzed: 07/18/11 14:53 Lab File ID: 0718105.D GC Column: RXI-5SILMS ID: 0.45(mm)

COMPOUND NAME	RETENTION TIME	MANUAL INTEGRATION		
		REASON	ANALYST	DATE
Benzoic acid	4.19	Poor Chromatography	hulat	07/20/11 06:44

Lab Sample ID: STD5 240-8805/8 IC Client Sample ID:

Date Analyzed: 07/18/11 15:10 Lab File ID: 0718106.D GC Column: RXI-5SILMS ID: 0.45(mm)

COMPOUND NAME	RETENTION TIME	MANUAL INTEGRATION		
		REASON	ANALYST	DATE
Benzoic acid	4.17	Poor Chromatography	hulat	07/20/11 06:44

GC/MS SEMI VOA MANUAL INTEGRATION SUMMARY

Lab Name: TestAmerica North Canton Job No.: 240-1564-1

SDG No.:

Instrument ID: A4AG2 Analysis Batch Number: 8805

Lab Sample ID: STD4 240-8805/9 IC Client Sample ID:

Date Analyzed: 07/18/11 15:27 Lab File ID: 0718107.D GC Column: RXI-5SILMS ID: 0.45(mm)

COMPOUND NAME	RETENTION TIME	MANUAL INTEGRATION		
		REASON	ANALYST	DATE
Benzoic acid	4.12	Poor Chromatography	hulat	07/20/11 06:45
4-Nitrophenol	5.72	Poor Chromatography	hulat	07/20/11 06:14
Benzidine	7.72	Poor Chromatography	hulat	07/20/11 06:14

Lab Sample ID: STD3 240-8805/10 IC Client Sample ID:

Date Analyzed: 07/18/11 15:44 Lab File ID: 0718108.D GC Column: RXI-5SILMS ID: 0.45(mm)

COMPOUND NAME	RETENTION TIME	MANUAL INTEGRATION		
		REASON	ANALYST	DATE
Benzoic acid	4.12	Poor Chromatography	hulat	07/20/11 06:16
4-Chloroaniline	4.42	Poor Chromatography	hulat	07/20/11 06:16

Lab Sample ID: STD1 240-8805/12 IC Client Sample ID:

Date Analyzed: 07/18/11 17:08 Lab File ID: 0718110.D GC Column: RXI-5SILMS ID: 0.45(mm)

COMPOUND NAME	RETENTION TIME	MANUAL INTEGRATION		
		REASON	ANALYST	DATE
Nitrobenzene-d5 (Surr)	3.88	Poor Chromatography	hulat	07/20/11 06:21
2-Methylnaphthalene	4.90	Poor Chromatography	hulat	07/20/11 06:21
1-Methylnaphthalene	4.97	Poor Chromatography	hulat	07/20/11 06:21
Indeno[1,2,3-cd]pyrene	11.54	Poor Chromatography	hulat	07/20/11 06:21
Dibenzo(a,h)anthracene	11.55	Poor Chromatography	hulat	07/20/11 06:21
Benzo[g,h,i]perylene	12.00	Poor Chromatography	hulat	07/20/11 06:21

GASOLINE RANGE ORGANICS MANUAL INTEGRATION SUMMARY

Lab Name: TestAmerica North Canton Job No.: 240-1564-1

SDG No.:

Instrument ID: YPID Analysis Batch Number: 5655

Lab Sample ID: STD3 240-5655/6 IC Client Sample ID:

Date Analyzed: 06/22/11 15:27 Lab File ID: YF062206.D GC Column: RTX-VRX ID: 0.45(mm)

COMPOUND NAME	RETENTION TIME	MANUAL INTEGRATION REASON	ANALYST	DATE
Trifluorotoluene (Surr)	9.25	Baseline Event	bolgrind	06/23/11 08:16

SAMPLE SUMMARY

Client: Tetra Tech NUS Inc

Job Number: 240-1564-1

Lab Sample ID	Client Sample ID	Client Matrix	Date/Time Sampled	Date/Time Received
240-1564-1	MSA-MW-39S-062811	Water	06/28/2011 1040	06/29/2011 0930
240-1564-2	MSA-MW-35S-062811	Water	06/28/2011 1255	06/29/2011 0930
240-1564-3	MSA-MW-37S-062811	Water	06/28/2011 1435	06/29/2011 0930
240-1564-4	TB-062811	Water	06/28/2011 0000	06/29/2011 0930
240-1591-1	MSA-MW38S-062911	Water	06/29/2011 0900	06/30/2011 0930
240-1591-2	MSA-MW30I-062911	Water	06/29/2011 1325	06/30/2011 0930
240-1591-3TB	TB-062911	Water	06/29/2011 0000	06/30/2011 0930

EXECUTIVE SUMMARY - Detections

Client: Tetra Tech NUS Inc

Job Number: 240-1564-1

Lab Sample ID / Analyte	Client Sample ID	Result	Qualifier	Reporting Limit	Units	Method
240-1564-1	MSA-MW-39S-062811					
Acetone		4.4	J	10	ug/L	8260C
Benzene		2.2		1.0	ug/L	8260C
Chlorobenzene		3.9		1.0	ug/L	8260C
cis-1,2-Dichloroethene		15		1.0	ug/L	8260C
1,2-Dichloroethane		1.5		1.0	ug/L	8260C
Ethylbenzene		0.34	J	1.0	ug/L	8260C
m-Xylene & p-Xylene		0.88	J	2.0	ug/L	8260C
Naphthalene		2.0		1.0	ug/L	8260C
o-Xylene		0.91	J	1.0	ug/L	8260C
Toluene		0.55	J	1.0	ug/L	8260C
trans-1,2-Dichloroethene		0.51	J	1.0	ug/L	8260C
Trichloroethene		12		1.0	ug/L	8260C
Vinyl chloride		12		1.0	ug/L	8260C
Xylenes, Total		1.8	J	2.0	ug/L	8260C
Bis(2-ethylhexyl) phthalate		1.3	J	1.9	ug/L	8270D
1,4-Dioxane		29		0.95	ug/L	8270D
Total Petroleum Hydrocarbons (C6-C10)		67	J B	100	ug/L	8015B
Total Petroleum Hydrocarbons (C10-C32)		3000		480	ug/L	8015B
Antimony		0.18	J	2.0	ug/L	6020
Arsenic		3.4	J B	5.0	ug/L	6020
Barium		62	B	5.0	ug/L	6020
Cadmium		0.26	J	1.0	ug/L	6020
Chromium		0.53	J	2.0	ug/L	6020
Cobalt		14		1.0	ug/L	6020
Copper		0.59	J	2.0	ug/L	6020
Lead		0.45	J B	1.0	ug/L	6020
Molybdenum		0.46	J	2.0	ug/L	6020
Nickel		15		2.0	ug/L	6020
Selenium		1.7	J	5.0	ug/L	6020
Thallium		0.31	J B	2.0	ug/L	6020
Vanadium		1.1	J	20	ug/L	6020
Zinc		12	J B	20	ug/L	6020
Dissolved						
Arsenic		1.0	J B	5.0	ug/L	6020
Barium		64	B	5.0	ug/L	6020
Cadmium		0.23	J	1.0	ug/L	6020
Chromium		0.38	J	2.0	ug/L	6020
Cobalt		14		1.0	ug/L	6020
Copper		0.49	J	2.0	ug/L	6020
Lead		0.41	J B	1.0	ug/L	6020
Nickel		13		2.0	ug/L	6020
Selenium		1.6	J	5.0	ug/L	6020
Thallium		0.25	J B	2.0	ug/L	6020
Vanadium		0.91	J	20	ug/L	6020
Zinc		10	J B	20	ug/L	6020

EXECUTIVE SUMMARY - Detections

Client: Tetra Tech NUS Inc

Job Number: 240-1564-1

Lab Sample ID Analyte	Client Sample ID	Result	Qualifier	Reporting Limit	Units	Method

EXECUTIVE SUMMARY - Detections

Client: Tetra Tech NUS Inc

Job Number: 240-1564-1

Lab Sample ID / Analyte	Client Sample ID	Result	Qualifier	Reporting Limit	Units	Method
240-1564-2	MSA-MW-35S-062811					
Acetone		7.2	J	10	ug/L	8260C
Benzene		0.31	J	1.0	ug/L	8260C
Carbon disulfide		0.29	J	1.0	ug/L	8260C
Chloromethane		0.39	J	1.0	ug/L	8260C
cis-1,2-Dichloroethene		7.7		1.0	ug/L	8260C
1,1-Dichloroethane		1.1		1.0	ug/L	8260C
1,2-Dichloroethane		0.22	J	1.0	ug/L	8260C
Methyl tert-butyl ether		0.25	J	5.0	ug/L	8260C
m-Xylene & p-Xylene		0.54	J	2.0	ug/L	8260C
o-Xylene		0.69	J	1.0	ug/L	8260C
Toluene		0.89	J	1.0	ug/L	8260C
Trichloroethene		3.4		1.0	ug/L	8260C
Vinyl chloride		1.5		1.0	ug/L	8260C
Xylenes, Total		1.2	J	2.0	ug/L	8260C
1,4-Dioxane		2.4		0.98	ug/L	8270D
Total Petroleum Hydrocarbons (C6-C10)		49	J B	100	ug/L	8015B
Total Petroleum Hydrocarbons (C10-C32)		1000		480	ug/L	8015B
Antimony		0.23	J	2.0	ug/L	6020
Arsenic		1.6	J B	5.0	ug/L	6020
Barium		87	B	5.0	ug/L	6020
Beryllium		4.0		1.0	ug/L	6020
Cadmium		0.62	J	1.0	ug/L	6020
Chromium		2.3		2.0	ug/L	6020
Cobalt		400		1.0	ug/L	6020
Copper		18		2.0	ug/L	6020
Lead		0.93	J B	1.0	ug/L	6020
Nickel		220		2.0	ug/L	6020
Selenium		1.4	J	5.0	ug/L	6020
Thallium		0.48	J B	2.0	ug/L	6020
Vanadium		0.99	J	20	ug/L	6020
Zinc		250	B	20	ug/L	6020
Dissolved						
Antimony		0.13	J	2.0	ug/L	6020
Arsenic		1.3	J B	5.0	ug/L	6020
Barium		87	B	5.0	ug/L	6020
Beryllium		3.9		1.0	ug/L	6020
Cadmium		0.65	J	1.0	ug/L	6020
Chromium		1.8	J	2.0	ug/L	6020
Cobalt		410		1.0	ug/L	6020
Copper		18		2.0	ug/L	6020
Lead		0.69	J B	1.0	ug/L	6020
Nickel		220		2.0	ug/L	6020
Selenium		1.3	J	5.0	ug/L	6020
Thallium		0.45	J B	2.0	ug/L	6020
Zinc		240	B	20	ug/L	6020

EXECUTIVE SUMMARY - Detections

Client: Tetra Tech NUS Inc

Job Number: 240-1564-1

Lab Sample ID / Analyte	Client Sample ID	Result	Qualifier	Reporting Limit	Units	Method
240-1564-3	**MSA-MW-37S-062811**					
Acetone		1.3	J	10	ug/L	8260C
Bis(2-ethylhexyl) phthalate		0.92	J	1.9	ug/L	8270D
Total Petroleum Hydrocarbons (C6-C10)		43	J B	100	ug/L	8015B
Total Petroleum Hydrocarbons (C10-C32)		500		480	ug/L	8015B
Antimony		0.077	J	2.0	ug/L	6020
Arsenic		0.37	J B	5.0	ug/L	6020
Barium		31	B	5.0	ug/L	6020
Cadmium		0.056	J	1.0	ug/L	6020
Cobalt		11		1.0	ug/L	6020
Copper		0.90	J	2.0	ug/L	6020
Lead		0.25	J B	1.0	ug/L	6020
Molybdenum		0.45	J	2.0	ug/L	6020
Nickel		2.1		2.0	ug/L	6020
Selenium		0.38	J	5.0	ug/L	6020
Thallium		0.33	J B	2.0	ug/L	6020
Vanadium		0.54	J	20	ug/L	6020
Zinc		4.0	J B	20	ug/L	6020
Dissolved						
Antimony		0.080	J	2.0	ug/L	6020
Arsenic		0.36	J B	5.0	ug/L	6020
Barium		30	B	5.0	ug/L	6020
Cobalt		12		1.0	ug/L	6020
Copper		0.89	J	2.0	ug/L	6020
Lead		0.25	J B	1.0	ug/L	6020
Molybdenum		0.43	J	2.0	ug/L	6020
Nickel		2.3		2.0	ug/L	6020
Selenium		0.41	J	5.0	ug/L	6020
Thallium		0.32	J B	2.0	ug/L	6020
Vanadium		0.37	J	20	ug/L	6020
Zinc		3.0	J B	20	ug/L	6020
240-1564-4	**TB-062811**					
Acetone		9.9	J	10	ug/L	8260B

EXECUTIVE SUMMARY - Detections

Client: Tetra Tech NUS Inc

Job Number: 240-1564-1

Lab Sample ID / Analyte	Client Sample ID	Result	Qualifier	Reporting Limit	Units	Method
240-1591-1	**MSA-MW38S-062911**					
Acetone		1.3	J	10	ug/L	8260C
Total Petroleum Hydrocarbons (C6-C10)		36	J B	100	ug/L	8015B
Arsenic		11	B	5.0	ug/L	6020
Barium		63	B	5.0	ug/L	6020
Chromium		0.27	J	2.0	ug/L	6020
Cobalt		15		1.0	ug/L	6020
Copper		1.0	J	2.0	ug/L	6020
Lead		0.26	J B	1.0	ug/L	6020
Molybdenum		0.87	J	2.0	ug/L	6020
Nickel		9.6		2.0	ug/L	6020
Thallium		0.21	J B	2.0	ug/L	6020
Vanadium		1.0	J	20	ug/L	6020
Zinc		17	J B	20	ug/L	6020
Dissolved						
Arsenic		11		5.0	ug/L	6020
Barium		61		5.0	ug/L	6020
Chromium		0.21	J	2.0	ug/L	6020
Cobalt		17		1.0	ug/L	6020
Copper		0.30	J	2.0	ug/L	6020
Lead		0.21	J B	1.0	ug/L	6020
Magnesium		10000	B	1000	ug/L	6020
Molybdenum		1.1	J	2.0	ug/L	6020
Nickel		11		2.0	ug/L	6020
Thallium		0.27	J B	2.0	ug/L	6020
Vanadium		0.83	J	20	ug/L	6020
Zinc		21		20	ug/L	6020

EXECUTIVE SUMMARY - Detections

Client: Tetra Tech NUS Inc

Job Number: 240-1564-1

Lab Sample ID / Analyte	Client Sample ID	Result	Qualifier	Reporting Limit	Units	Method
240-1591-2	**MSA-MW30I-062911**					
Acetone		36	J	200	ug/L	8260C
Trichloroethene		490		20	ug/L	8260C
Total Petroleum Hydrocarbons (C6-C10)		200	B	100	ug/L	8015B
Arsenic		0.76	J B	5.0	ug/L	6020
Barium		54	B	5.0	ug/L	6020
Beryllium		0.23	J	1.0	ug/L	6020
Cadmium		0.20	J	1.0	ug/L	6020
Chromium		4.5		2.0	ug/L	6020
Cobalt		54		1.0	ug/L	6020
Copper		3.7		2.0	ug/L	6020
Lead		0.62	J B	1.0	ug/L	6020
Molybdenum		0.76	J	2.0	ug/L	6020
Nickel		61		2.0	ug/L	6020
Thallium		0.21	J B	2.0	ug/L	6020
Vanadium		4.1	J	20	ug/L	6020
Zinc		130	B	20	ug/L	6020
Dissolved						
Arsenic		0.47	J	5.0	ug/L	6020
Barium		53		5.0	ug/L	6020
Beryllium		0.19	J	1.0	ug/L	6020
Cadmium		0.15	J	1.0	ug/L	6020
Chromium		2.2		2.0	ug/L	6020
Cobalt		54		1.0	ug/L	6020
Copper		1.5	J	2.0	ug/L	6020
Lead		0.36	J B	1.0	ug/L	6020
Magnesium		3500	B	1000	ug/L	6020
Molybdenum		0.62	J	2.0	ug/L	6020
Nickel		60		2.0	ug/L	6020
Thallium		0.22	J B	2.0	ug/L	6020
Vanadium		1.5	J	20	ug/L	6020
Zinc		130		20	ug/L	6020
240-1591-3TB	**TB-062911**					
Acetone		1.2	J	10	ug/L	8260B

METHOD SUMMARY

Client: Tetra Tech NUS Inc

Job Number: 240-1564-1

Description	Lab Location	Method	Preparation Method
Matrix Water			
Volatile Organic Compounds (GC/MS)	TAL NC	SW846 8260B	
Purge and Trap	TAL NC		SW846 5030B
Volatile Organic Compounds by GC/MS	TAL NC	SW846 8260C	
Purge and Trap	TAL NC		SW846 5030C
Semivolatile Organic Compounds (GC/MS)	TAL NC	SW846 8270D	
Liquid-Liquid Extraction (Separatory Funnel)			SW846 3510C
Gasoline Range Organics - (GC)	TAL NC	SW846 8015B	
Purge and Trap	TAL NC		SW846 5030B
Diesel Range Organics (DRO) (GC)	TAL NC	SW846 8015B	
Liquid-Liquid Extraction (Continuous)			SW846 3520C
Metals (ICP/MS)	TAL BUR	SW846 6020	
Preparation, Total Metals			SW846 3010A
Metals (ICP/MS)	TAL BUR	SW846 6020	
Preparation, Total Metals			SW846 3010A
Sample Filtration, Field			FIELD_FLTRD
Metals (ICP/MS)	TAL BUR	SW846 6020	
Preparation, Total Metals			SW846 3010A
Sample Filtration			FILTRATION
Mercury (CVAA)	TAL BUR	SW846 7470A	
Preparation, Mercury			SW846 7470A
Mercury (CVAA)	TAL BUR	SW846 7470A	
Preparation, Mercury			SW846 7470A
Sample Filtration, Field			FIELD_FLTRD
Mercury (CVAA)	TAL BUR	SW846 7470A	
Preparation, Mercury			SW846 7470A
Sample Filtration			FILTRATION
General Sub Contract Method	TAL WSC	Subcontract	

Lab References:

TAL BUR = TestAmerica Burlington

TAL NC = TestAmerica North Canton

TAL WSC = TestAmerica West Sacramento

Method References:

SW846 = "Test Methods For Evaluating Solid Waste, Physical/Chemical Methods", Third Edition, November 1986 And Its Updates.

METHOD / ANALYST SUMMARY

Client: Tetra Tech NUS Inc

Job Number: 240-1564-1

Method	Analyst	Analyst ID
SW846 8260B	Evans, Laura	LE
SW846 8260B	Quayle, Rick	RQ
SW846 8260C	Quayle, Rick	RQ
SW846 8270D	Hula, Tom	TH
SW846 8015B	Bolgrin, Deborah	DB
SW846 8015B	Geis, Sharon	SG
SW846 6020	Lyons, Benjamin	BL
SW846 7470A	Sachs, Austin L	ALS

DATA REPORTING QUALIFIERS

Client: Tetra Tech NUS Inc

Job Number: 240-1564-1

Lab Section	Qualifier	Description
GC/MS VOA		
	J	Indicates an Estimated Value for TICs
	U	Indicates the analyte was analyzed for but not detected.
	*	LCS or LCSD exceeds the control limits
	F	MS or MSD exceeds the control limits
	E	Result exceeded calibration range.
	T	Result is a tentatively identified compound (TIC) and an estimated value.
	J	Result is less than the RL but greater than or equal to the MDL and the concentration is an approximate value.
	F	RPD of the MS and MSD exceeds the control limits
	N	This flag indicates the presumptive evidence of a compound.
GC/MS Semi VOA		
	U	Indicates the analyte was analyzed for but not detected.
	J	Result is less than the RL but greater than or equal to the MDL and the concentration is an approximate value.
GC VOA		
	B	Compound was found in the blank and sample.
	J	Result is less than the RL but greater than or equal to the MDL and the concentration is an approximate value.
GC Semi VOA		
	U	Indicates the analyte was analyzed for but not detected.

DATA REPORTING QUALIFIERS

Client: Tetra Tech NUS Inc

Job Number: 240-1564-1

Lab Section	Qualifier	Description
Metals		
	B	Compound was found in the blank and sample.
	U	Indicates the analyte was analyzed for but not detected.
	J	Result is less than the RL but greater than or equal to the MDL and the concentration is an approximate value.
	V	Serial Dilution exceeds the control limits

Client: Tetra Tech NUS Inc

Job Number: 240-1564-1

QC Association Summary

Lab Sample ID	Client Sample ID	Report Basis	Client Matrix	Method	Prep Batch
GC/MS VOA					
Analysis Batch:240-7283					
LCS 240-7283/4	Lab Control Sample	T	Water	8260B	
MB 240-7283/5	Method Blank	T	Water	8260B	
240-1543-C-14 MS	Matrix Spike	T	Water	8260B	
240-1543-A-14 MSD	Matrix Spike Duplicate	T	Water	8260B	
240-1564-4	TB-062811	T	Water	8260B	
Analysis Batch:240-7323					
LCS 240-7323/10	Lab Control Sample	T	Water	8260C	
MB 240-7323/11	Method Blank	T	Water	8260C	
240-1564-1	MSA-MW-39S-062811	T	Water	8260C	
240-1564-2	MSA-MW-35S-062811	T	Water	8260C	
240-1564-3	MSA-MW-37S-062811	T	Water	8260C	
240-1573-A-6 MS	Matrix Spike	T	Water	8260C	
240-1573-B-6 MSD	Matrix Spike Duplicate	T	Water	8260C	
240-1591-1	MSA-MW38S-062911	T	Water	8260C	
240-1591-2	MSA-MW30I-062911	T	Water	8260C	
240-1591-2MS	Matrix Spike	T	Water	8260C	
240-1591-2MSD	Matrix Spike Duplicate	T	Water	8260C	
Analysis Batch:240-7533					
LCS 240-7533/4	Lab Control Sample	T	Water	8260B	
MB 240-7533/5	Method Blank	T	Water	8260B	
240-1472-B-1 MS	Matrix Spike	T	Water	8260B	
240-1472-B-1 MSD	Matrix Spike Duplicate	T	Water	8260B	
240-1591-3TB	TB-062911	T	Water	8260B	

Report Basis
T = Total

Client: Tetra Tech NUS Inc

Job Number: 240-1564-1

QC Association Summary

Lab Sample ID	Client Sample ID	Report Basis	Client Matrix	Method	Prep Batch
GC/MS Semi VOA					
Prep Batch: 240-6852					
LCS 240-6852/11-A	Lab Control Sample	T	Water	3510C	
MB 240-6852/10-A	Method Blank	T	Water	3510C	
240-1591-1	MSA-MW38S-062911	T	Water	3510C	
240-1591-2	MSA-MW30I-062911	T	Water	3510C	
Prep Batch: 240-6973					
LCS 240-6973/2-A	Lab Control Sample	T	Water	3510C	
MB 240-6973/1-A	Method Blank	T	Water	3510C	
240-1564-1	MSA-MW-39S-062811	T	Water	3510C	
240-1564-2	MSA-MW-35S-062811	T	Water	3510C	
240-1564-3	MSA-MW-37S-062811	T	Water	3510C	
Analysis Batch:240-8531					
LCS 240-6852/11-A	Lab Control Sample	T	Water	8270D	240-6852
MB 240-6852/10-A	Method Blank	T	Water	8270D	240-6852
Analysis Batch:240-8657					
LCS 240-6973/2-A	Lab Control Sample	T	Water	8270D	240-6973
MB 240-6973/1-A	Method Blank	T	Water	8270D	240-6973
240-1564-1	MSA-MW-39S-062811	T	Water	8270D	240-6973
240-1564-2	MSA-MW-35S-062811	T	Water	8270D	240-6973
240-1564-3	MSA-MW-37S-062811	T	Water	8270D	240-6973
240-1591-1	MSA-MW38S-062911	T	Water	8270D	240-6852
Analysis Batch:240-9245					
240-1591-2	MSA-MW30I-062911	T	Water	8270D	240-6852

Report Basis
T = Total

Client: Tetra Tech NUS Inc

Job Number: 240-1564-1

QC Association Summary

Lab Sample ID	Client Sample ID	Report Basis	Client Matrix	Method	Prep Batch
GC VOA					
Analysis Batch:240-7018					
LCS 240-7018/12	Lab Control Sample	T	Water	8015B	
MB 240-7018/11	Method Blank	T	Water	8015B	
240-1413-K-1 MS	Matrix Spike	T	Water	8015B	
240-1413-K-1 MSD	Matrix Spike Duplicate	T	Water	8015B	
240-1564-1	MSA-MW-39S-062811	T	Water	8015B	
240-1564-2	MSA-MW-35S-062811	T	Water	8015B	
240-1564-3	MSA-MW-37S-062811	T	Water	8015B	
240-1591-1	MSA-MW38S-062911	T	Water	8015B	
Analysis Batch:240-7464					
LCS 240-7464/7	Lab Control Sample	T	Water	8015B	
MB 240-7464/6	Method Blank	T	Water	8015B	
240-1591-2	MSA-MW30I-062911	T	Water	8015B	
240-1591-2MS	Matrix Spike	T	Water	8015B	
240-1591-2MSD	Matrix Spike Duplicate	T	Water	8015B	

Report Basis
T = Total

Client: Tetra Tech NUS Inc

Job Number: 240-1564-1

QC Association Summary

Lab Sample ID	Client Sample ID	Report Basis	Client Matrix	Method	Prep Batch
GC Semi VOA					
Prep Batch: 240-6673					
LCS 240-6673/5-A	Lab Control Sample	T	Water	3520C	
MB 240-6673/4-A	Method Blank	T	Water	3520C	
240-1564-1	MSA-MW-39S-062811	T	Water	3520C	
240-1564-2	MSA-MW-35S-062811	T	Water	3520C	
240-1564-3	MSA-MW-37S-062811	T	Water	3520C	
Prep Batch: 240-6874					
LCS 240-6874/6-A	Lab Control Sample	T	Water	3520C	
MB 240-6874/5-A	Method Blank	T	Water	3520C	
240-1591-1	MSA-MW38S-062911	T	Water	3520C	
240-1591-2	MSA-MW30I-062911	T	Water	3520C	
Analysis Batch:240-7090					
LCS 240-6673/5-A	Lab Control Sample	T	Water	8015B	240-6673
MB 240-6673/4-A	Method Blank	T	Water	8015B	240-6673
240-1564-1	MSA-MW-39S-062811	T	Water	8015B	240-6673
240-1564-2	MSA-MW-35S-062811	T	Water	8015B	240-6673
240-1564-3	MSA-MW-37S-062811	T	Water	8015B	240-6673
Analysis Batch:240-7126					
LCS 240-6874/6-A	Lab Control Sample	T	Water	8015B	240-6874
MB 240-6874/5-A	Method Blank	T	Water	8015B	240-6874
240-1591-1	MSA-MW38S-062911	T	Water	8015B	240-6874
240-1591-2	MSA-MW30I-062911	T	Water	8015B	240-6874

Report Basis
T = Total

Client: Tetra Tech NUS Inc

Job Number: 240-1564-1

QC Association Summary

Lab Sample ID	Client Sample ID	Report Basis	Client Matrix	Method	Prep Batch
Metals					
Prep Batch: 200-21314					
LCS 200-21314/2-A	Lab Control Sample	T	Water	3010A	
MB 200-21314/1-A	Method Blank	T	Water	3010A	
PB 200-21260/1-B	Preparation / Extraction Blank	T	Water	3010A	
240-1564-1	MSA-MW-39S-062811	D	Water	3010A	
240-1564-1	MSA-MW-39S-062811	T	Water	3010A	
240-1564-2	MSA-MW-35S-062811	D	Water	3010A	
240-1564-2	MSA-MW-35S-062811	T	Water	3010A	
240-1564-3	MSA-MW-37S-062811	D	Water	3010A	
240-1564-3	MSA-MW-37S-062811	T	Water	3010A	
240-1591-1	MSA-MW38S-062911	T	Water	3010A	
240-1591-2	MSA-MW30I-062911	T	Water	3010A	
Prep Batch: 200-21330					
LCS 200-21330/12-A	Lab Control Sample	T	Water	7470A	
MB 200-21330/11-A	Method Blank	T	Water	7470A	
PB 200-21260/1-C	Preparation / Extraction Blank	D	Water	7470A	
240-1564-1	MSA-MW-39S-062811	D	Water	7470A	
240-1564-1	MSA-MW-39S-062811	T	Water	7470A	
240-1564-2	MSA-MW-35S-062811	D	Water	7470A	
240-1564-2	MSA-MW-35S-062811	T	Water	7470A	
240-1564-3	MSA-MW-37S-062811	D	Water	7470A	
240-1564-3	MSA-MW-37S-062811	T	Water	7470A	
240-1591-1	MSA-MW38S-062911	D	Water	7470A	
240-1591-1	MSA-MW38S-062911	T	Water	7470A	
240-1591-2	MSA-MW30I-062911	D	Water	7470A	
240-1591-2	MSA-MW30I-062911	T	Water	7470A	
Prep Batch: 200-21413					
LCS 200-21413/2-A	Lab Control Sample	T	Water	3010A	
MB 200-21413/1-A	Method Blank	T	Water	3010A	
240-1591-1	MSA-MW38S-062911	D	Water	3010A	
240-1591-2	MSA-MW30I-062911	D	Water	3010A	

Client: Tetra Tech NUS Inc

Job Number: 240-1564-1

QC Association Summary

Lab Sample ID	Client Sample ID	Report Basis	Client Matrix	Method	Prep Batch
Metals					
Analysis Batch:200-21462					
LCS 200-21330/12-A	Lab Control Sample	T	Water	7470A	200-21330
MB 200-21330/11-A	Method Blank	T	Water	7470A	200-21330
PB 200-21260/1-C	Preparation / Extraction Blank	D	Water	7470A	200-21330
240-1564-1	MSA-MW-39S-062811	D	Water	7470A	200-21330
240-1564-1	MSA-MW-39S-062811	T	Water	7470A	200-21330
240-1564-2	MSA-MW-35S-062811	D	Water	7470A	200-21330
240-1564-2	MSA-MW-35S-062811	T	Water	7470A	200-21330
240-1564-3	MSA-MW-37S-062811	D	Water	7470A	200-21330
240-1564-3	MSA-MW-37S-062811	T	Water	7470A	200-21330
240-1591-1	MSA-MW38S-062911	D	Water	7470A	200-21330
240-1591-1	MSA-MW38S-062911	T	Water	7470A	200-21330
240-1591-2	MSA-MW30I-062911	D	Water	7470A	200-21330
240-1591-2	MSA-MW30I-062911	T	Water	7470A	200-21330
Analysis Batch:200-22998					
LCS 200-21314/2-A	Lab Control Sample	T	Water	6020	200-21314
MB 200-21314/1-A	Method Blank	T	Water	6020	200-21314
PB 200-21260/1-B	Preparation / Extraction Blank	T	Water	6020	200-21314
LCS 200-21413/2-A	Lab Control Sample	T	Water	6020	200-21413
MB 200-21413/1-A	Method Blank	T	Water	6020	200-21413
240-1564-1	MSA-MW-39S-062811	D	Water	6020	200-21314
240-1564-1	MSA-MW-39S-062811	T	Water	6020	200-21314
240-1564-2	MSA-MW-35S-062811	D	Water	6020	200-21314
240-1564-2	MSA-MW-35S-062811	T	Water	6020	200-21314
240-1564-3	MSA-MW-37S-062811	D	Water	6020	200-21314
240-1564-3	MSA-MW-37S-062811	T	Water	6020	200-21314
240-1591-1	MSA-MW38S-062911	T	Water	6020	200-21314
240-1591-1	MSA-MW38S-062911	D	Water	6020	200-21413
240-1591-2	MSA-MW30I-062911	T	Water	6020	200-21314
240-1591-2	MSA-MW30I-062911	D	Water	6020	200-21413

Report Basis
D = Dissolved
T = Total

Client: Tetra Tech NUS Inc

Job Number: 240-1564-1

Laboratory Chronicle

Lab ID: 240-1564-1 **Client ID:** MSA-MW-39S-062811

Sample Date/Time: 06/28/2011 10:40 Received Date/Time: 06/29/2011 09:30

Method	Bottle ID	Run	Analysis Batch	Prep Batch	Date Prepared / Analyzed	Dil	Lab	Analyst
P:5030C	240-1564-A-1		240-7323		07/06/2011 21:27	1	TAL NC	RQ
A:8260C	240-1564-A-1		240-7323		07/06/2011 21:27	1	TAL NC	RQ
P:3510C	240-1564-K-1-A		240-8657	240-6973	07/02/2011 07:21	1	TAL NC	LH
A:8270D	240-1564-K-1-A		240-8657	240-6973	07/17/2011 16:16	1	TAL NC	TH
P:5030B	240-1564-E-1		240-7018		07/04/2011 04:50	1	TAL NC	DB
A:8015B	240-1564-E-1		240-7018		07/04/2011 04:50	1	TAL NC	DB
P:3520C	240-1564-L-1-A		240-7090	240-6673	06/30/2011 08:08	1	TAL NC	CC
A:8015B	240-1564-L-1-A		240-7090	240-6673	07/05/2011 10:48	1	TAL NC	SG
P:3010A	240-1564-H-1-A		200-22998	200-21314	07/12/2011 09:50	1	TAL BUR	MNT
A:6020	240-1564-H-1-A		200-22998	200-21314	08/04/2011 14:37	1	TAL BUR	BL
P:3010A	240-1564-G-1-B		200-22998	200-21314	07/12/2011 09:50	1	TAL BUR	MNT
A:6020	240-1564-G-1-B		200-22998	200-21314	08/04/2011 15:37	1	TAL BUR	BL
P:7470A	240-1564-H-1-B		200-21462	200-21330	07/12/2011 11:00	1	TAL BUR	ALS
A:7470A	240-1564-H-1-B		200-21462	200-21330	07/13/2011 11:06	1	TAL BUR	ALS
P:7470A	240-1564-G-1-C		200-21462	200-21330	07/12/2011 11:00	1	TAL BUR	ALS
A:7470A	240-1564-G-1-C		200-21462	200-21330	07/13/2011 11:09	1	TAL BUR	ALS

Lab ID: 240-1564-2 **Client ID:** MSA-MW-35S-062811

Sample Date/Time: 06/28/2011 12:55 Received Date/Time: 06/29/2011 09:30

Method	Bottle ID	Run	Analysis Batch	Prep Batch	Date Prepared / Analyzed	Dil	Lab	Analyst
P:5030C	240-1564-A-2		240-7323		07/06/2011 21:48	1	TAL NC	RQ
A:8260C	240-1564-A-2		240-7323		07/06/2011 21:48	1	TAL NC	RQ
P:3510C	240-1564-K-2-A		240-8657	240-6973	07/02/2011 07:21	1	TAL NC	LH
A:8270D	240-1564-K-2-A		240-8657	240-6973	07/17/2011 16:32	1	TAL NC	TH
P:5030B	240-1564-E-2		240-7018		07/04/2011 06:06	1	TAL NC	DB
A:8015B	240-1564-E-2		240-7018		07/04/2011 06:06	1	TAL NC	DB
P:3520C	240-1564-L-2-A		240-7090	240-6673	06/30/2011 08:08	1	TAL NC	CC
A:8015B	240-1564-L-2-A		240-7090	240-6673	07/05/2011 11:16	1	TAL NC	SG
P:3010A	240-1564-H-2-A		200-22998	200-21314	07/12/2011 09:50	1	TAL BUR	MNT
A:6020	240-1564-H-2-A		200-22998	200-21314	08/04/2011 14:44	1	TAL BUR	BL
P:3010A	240-1564-G-2-B		200-22998	200-21314	07/12/2011 09:50	1	TAL BUR	MNT
A:6020	240-1564-G-2-B		200-22998	200-21314	08/04/2011 15:44	1	TAL BUR	BL
P:7470A	240-1564-H-2-B		200-21462	200-21330	07/12/2011 11:00	1	TAL BUR	ALS
A:7470A	240-1564-H-2-B		200-21462	200-21330	07/13/2011 11:11	1	TAL BUR	ALS
P:7470A	240-1564-G-2-C		200-21462	200-21330	07/12/2011 11:00	1	TAL BUR	ALS
A:7470A	240-1564-G-2-C		200-21462	200-21330	07/13/2011 11:13	1	TAL BUR	ALS

Client: Tetra Tech NUS Inc

Job Number: 240-1564-1

Laboratory Chronicle

Lab ID: 240-1564-3 **Client ID:** MSA-MW-37S-062811

Sample Date/Time: 06/28/2011 14:35 Received Date/Time: 06/29/2011 09:30

Method	Bottle ID	Run	Analysis Batch	Prep Batch	Date Prepared / Analyzed	Dil	Lab	Analyst
P:5030C	240-1564-A-3		240-7323		07/06/2011 22:09	1	TAL NC	RQ
A:8260C	240-1564-A-3		240-7323		07/06/2011 22:09	1	TAL NC	RQ
P:3510C	240-1564-L-3-A		240-8657	240-6973	07/02/2011 07:21	1	TAL NC	LH
A:8270D	240-1564-L-3-A		240-8657	240-6973	07/17/2011 16:49	1	TAL NC	TH
P:5030B	240-1564-E-3		240-7018		07/04/2011 06:45	1	TAL NC	DB
A:8015B	240-1564-E-3		240-7018		07/04/2011 06:45	1	TAL NC	DB
P:3520C	240-1564-K-3-A		240-7090	240-6673	06/30/2011 08:08	1	TAL NC	CC
A:8015B	240-1564-K-3-A		240-7090	240-6673	07/05/2011 11:44	1	TAL NC	SG
P:3010A	240-1564-H-3-A		200-22998	200-21314	07/12/2011 09:50	1	TAL BUR	MNT
A:6020	240-1564-H-3-A		200-22998	200-21314	08/04/2011 14:51	1	TAL BUR	BL
P:3010A	240-1564-G-3-B		200-22998	200-21314	07/12/2011 09:50	1	TAL BUR	MNT
A:6020	240-1564-G-3-B		200-22998	200-21314	08/04/2011 15:51	1	TAL BUR	BL
P:7470A	240-1564-H-3-B		200-21462	200-21330	07/12/2011 11:00	1	TAL BUR	ALS
A:7470A	240-1564-H-3-B		200-21462	200-21330	07/13/2011 11:15	1	TAL BUR	ALS
P:7470A	240-1564-G-3-C		200-21462	200-21330	07/12/2011 11:00	1	TAL BUR	ALS
A:7470A	240-1564-G-3-C		200-21462	200-21330	07/13/2011 11:17	1	TAL BUR	ALS

Lab ID: 240-1564-4 **Client ID:** TB-062811

Sample Date/Time: 06/28/2011 00:00 Received Date/Time: 06/29/2011 09:30

Method	Bottle ID	Run	Analysis Batch	Prep Batch	Date Prepared / Analyzed	Dil	Lab	Analyst
P:5030B	240-1564-A-4		240-7283		07/06/2011 16:05	1	TAL NC	LE
A:8260B	240-1564-A-4		240-7283		07/06/2011 16:05	1	TAL NC	LE

Client: Tetra Tech NUS Inc

Job Number: 240-1564-1

Laboratory Chronicle

Lab ID: 240-1591-1 **Client ID:** MSA-MW38S-062911

Sample Date/Time: 06/29/2011 09:00 Received Date/Time: 06/30/2011 09:30

Method	Bottle ID	Run	Analysis Batch	Prep Batch	Date Prepared / Analyzed	Dil	Lab	Analyst
P:5030C	240-1591-A-1		240-7323		07/06/2011 22:31	1	TAL NC	RQ
A:8260C	240-1591-A-1		240-7323		07/06/2011 22:31	1	TAL NC	RQ
P:3510C	240-1591-K-1-A		240-8657	240-6852	07/01/2011 09:45	1	TAL NC	SE
A:8270D	240-1591-K-1-A		240-8657	240-6852	07/16/2011 14:49	1	TAL NC	TH
P:5030B	240-1591-E-1		240-7018		07/04/2011 07:23	1	TAL NC	DB
A:8015B	240-1591-E-1		240-7018		07/04/2011 07:23	1	TAL NC	DB
P:3520C	240-1591-J-1-A		240-7126	240-6874	07/01/2011 10:40	1	TAL NC	SE
A:8015B	240-1591-J-1-A		240-7126	240-6874	07/05/2011 15:26	1	TAL NC	SG
P:3010A	240-1591-H-1-B		200-22998	200-21413	07/13/2011 09:13	1	TAL BUR	MNT
A:6020	240-1591-H-1-B		200-22998	200-21413	08/04/2011 13:18	1	TAL BUR	BL
P:3010A	240-1591-G-1-A		200-22998	200-21314	07/12/2011 09:50	1	TAL BUR	MNT
A:6020	240-1591-G-1-A		200-22998	200-21314	08/04/2011 14:57	1	TAL BUR	BL
P:7470A	240-1591-G-1-B		200-21462	200-21330	07/12/2011 11:00	1	TAL BUR	ALS
A:7470A	240-1591-G-1-B		200-21462	200-21330	07/13/2011 11:23	1	TAL BUR	ALS
P:7470A	240-1591-H-1-A		200-21462	200-21330	07/12/2011 11:00	1	TAL BUR	ALS
A:7470A	240-1591-H-1-A		200-21462	200-21330	07/13/2011 11:26	1	TAL BUR	ALS

Lab ID: 240-1591-1 SD **Client ID:** MSA-MW38S-062911

Sample Date/Time: 06/29/2011 09:00 Received Date/Time: 06/30/2011 09:30

Method	Bottle ID	Run	Analysis Batch	Prep Batch	Date Prepared / Analyzed	Dil	Lab	Analyst
P:3010A	240-1591-H-1-B SD ^5		200-22998	200-21413	07/13/2011 09:13	5	TAL BUR	MNT
A:6020	240-1591-H-1-B SD ^5		200-22998	200-21413	08/04/2011 13:24	5	TAL BUR	BL

Client: Tetra Tech NUS Inc

Job Number: 240-1564-1

Laboratory Chronicle

Lab ID: 240-1591-2 **Client ID:** MSA-MW30I-062911

Sample Date/Time: 06/29/2011 13:25 Received Date/Time: 06/30/2011 09:30

Method	Bottle ID	Run	Analysis Batch	Prep Batch	Date Prepared / Analyzed	Dil	Lab	Analyst
P:5030C	240-1591-A-2		240-7323		07/06/2011 22:52	20	TAL NC	RQ
A:8260C	240-1591-A-2		240-7323		07/06/2011 22:52	20	TAL NC	RQ
P:3510C	240-1591-L-2-A		240-9245	240-6852	07/01/2011 09:45	1	TAL NC	SE
A:8270D	240-1591-L-2-A		240-9245	240-6852	07/21/2011 17:06	1	TAL NC	TH
P:5030B	240-1591-E-2		240-7464		07/07/2011 18:55	1	TAL NC	DB
A:8015B	240-1591-E-2		240-7464		07/07/2011 18:55	1	TAL NC	DB
P:3520C	240-1591-I-2-A		240-7126	240-6874	07/01/2011 10:40	1	TAL NC	SE
A:8015B	240-1591-I-2-A		240-7126	240-6874	07/05/2011 15:02	1	TAL NC	SG
P:3010A	240-1591-H-2-B		200-22998	200-21413	07/13/2011 09:13	1	TAL BUR	MNT
A:6020	240-1591-H-2-B		200-22998	200-21413	08/04/2011 13:31	1	TAL BUR	BL
P:3010A	240-1591-G-2-A		200-22998	200-21314	07/12/2011 09:50	1	TAL BUR	MNT
A:6020	240-1591-G-2-A		200-22998	200-21314	08/04/2011 15:04	1	TAL BUR	BL
P:7470A	240-1591-G-2-B		200-21462	200-21330	07/12/2011 11:00	1	TAL BUR	ALS
A:7470A	240-1591-G-2-B		200-21462	200-21330	07/13/2011 11:28	1	TAL BUR	ALS
P:7470A	240-1591-H-2-A		200-21462	200-21330	07/12/2011 11:00	1	TAL BUR	ALS
A:7470A	240-1591-H-2-A		200-21462	200-21330	07/13/2011 11:30	1	TAL BUR	ALS

Lab ID: 240-1591-2 MS **Client ID:** MSA-MW30I-062911

Sample Date/Time: 06/29/2011 13:25 Received Date/Time: 06/30/2011 09:30

Method	Bottle ID	Run	Analysis Batch	Prep Batch	Date Prepared / Analyzed	Dil	Lab	Analyst
P:5030C	240-1591-A-2 MS		240-7323		07/06/2011 23:13	20	TAL NC	RQ
A:8260C	240-1591-A-2 MS		240-7323		07/06/2011 23:13	20	TAL NC	RQ
P:5030B	240-1591-E-2 MS		240-7464		07/07/2011 19:35	1	TAL NC	DB
A:8015B	240-1591-E-2 MS		240-7464		07/07/2011 19:35	1	TAL NC	DB

Lab ID: 240-1591-2 MSD **Client ID:** MSA-MW30I-062911

Sample Date/Time: 06/29/2011 13:25 Received Date/Time: 06/30/2011 09:30

Method	Bottle ID	Run	Analysis Batch	Prep Batch	Date Prepared / Analyzed	Dil	Lab	Analyst
P:5030C	240-1591-A-2 MSD		240-7323		07/06/2011 23:35	20	TAL NC	RQ
A:8260C	240-1591-A-2 MSD		240-7323		07/06/2011 23:35	20	TAL NC	RQ
P:5030B	240-1591-E-2 MSD		240-7464		07/07/2011 20:15	1	TAL NC	DB
A:8015B	240-1591-E-2 MSD		240-7464		07/07/2011 20:15	1	TAL NC	DB

Client: Tetra Tech NUS Inc

Job Number: 240-1564-1

Laboratory Chronicle

Lab ID: 240-1591-2 SD **Client ID:** MSA-MW30I-062911

Sample Date/Time: 06/29/2011 13:25 Received Date/Time: 06/30/2011 09:30

Method	Bottle ID	Run	Analysis Batch	Prep Batch	Date Prepared / Analyzed	Dil	Lab	Analyst
P:3010A	240-1591-G-2-A SD ^5		200-22998	200-21314	07/12/2011 09:50	5	TAL BUR	MNT
A:6020	240-1591-G-2-A SD ^5		200-22998	200-21314	08/04/2011 15:10	5	TAL BUR	BL

Lab ID: 240-1591-3 **Client ID:** TB-062911

Sample Date/Time: 06/29/2011 00:00 Received Date/Time: 06/30/2011 09:30

Method	Bottle ID	Run	Analysis Batch	Prep Batch	Date Prepared / Analyzed	Dil	Lab	Analyst
P:5030B	240-1591-B-3		240-7533		07/07/2011 19:05	1	TAL NC	RQ
A:8260B	240-1591-B-3		240-7533		07/07/2011 19:05	1	TAL NC	RQ

Lab ID: MB **Client ID:** N/A

Sample Date/Time: N/A Received Date/Time: N/A

Method	Bottle ID	Run	Analysis Batch	Prep Batch	Date Prepared / Analyzed	Dil	Lab	Analyst
P:5030B	MB 240-7283/5		240-7283		07/06/2011 11:58	1	TAL NC	LE
A:8260B	MB 240-7283/5		240-7283		07/06/2011 11:58	1	TAL NC	LE
P:5030B	MB 240-7533/5		240-7533		07/07/2011 14:21	1	TAL NC	RQ
A:8260B	MB 240-7533/5		240-7533		07/07/2011 14:21	1	TAL NC	RQ
P:5030C	MB 240-7323/11		240-7323		07/06/2011 16:06	1	TAL NC	RQ
A:8260C	MB 240-7323/11		240-7323		07/06/2011 16:06	1	TAL NC	RQ
P:3510C	MB 240-6852/10-A		240-8531	240-6852	07/01/2011 09:45	1	TAL NC	SE
A:8270D	MB 240-6852/10-A		240-8531	240-6852	07/15/2011 09:38	1	TAL NC	TH
P:3510C	MB 240-6973/1-A		240-8657	240-6973	07/02/2011 07:21	1	TAL NC	LH
A:8270D	MB 240-6973/1-A		240-8657	240-6973	07/16/2011 11:29	1	TAL NC	TH
P:5030B	MB 240-7018/11		240-7018		07/03/2011 21:43	1	TAL NC	DB
A:8015B	MB 240-7018/11		240-7018		07/03/2011 21:43	1	TAL NC	DB
P:5030B	MB 240-7464/6		240-7464		07/07/2011 16:55	1	TAL NC	DB
A:8015B	MB 240-7464/6		240-7464		07/07/2011 16:55	1	TAL NC	DB
P:3520C	MB 240-6673/4-A		240-7090	240-6673	06/30/2011 08:08	1	TAL NC	CC
A:8015B	MB 240-6673/4-A		240-7090	240-6673	07/05/2011 12:12	1	TAL NC	SG
P:3520C	MB 240-6874/5-A		240-7126	240-6874	07/01/2011 10:40	1	TAL NC	SE
A:8015B	MB 240-6874/5-A		240-7126	240-6874	07/05/2011 15:51	1	TAL NC	SG
P:3010A	MB 200-21413/1-A		200-22998	200-21413	07/13/2011 09:13	1	TAL BUR	MNT
A:6020	MB 200-21413/1-A		200-22998	200-21413	08/04/2011 12:58	1	TAL BUR	BL
P:3010A	MB 200-21314/1-A		200-22998	200-21314	07/12/2011 09:50	1	TAL BUR	MNT
A:6020	MB 200-21314/1-A		200-22998	200-21314	08/04/2011 14:17	1	TAL BUR	BL
P:7470A	MB 200-21330/11-A		200-21462	200-21330	07/12/2011 11:00	1	TAL BUR	ALS
A:7470A	MB 200-21330/11-A		200-21462	200-21330	07/13/2011 11:00	1	TAL BUR	ALS

Client: Tetra Tech NUS Inc

Job Number: 240-1564-1

Laboratory Chronicle

Lab ID: PB **Client ID:** N/A

Sample Date/Time: N/A Received Date/Time: N/A

Method	Bottle ID	Run	Analysis Batch	Prep Batch	Date Prepared / Analyzed	Dil	Lab	Analyst
P:3010A	PB 200-21260/1-B		200-22998	200-21314	07/12/2011 09:50	1	TAL BUR	MNT
A:6020	PB 200-21260/1-B		200-22998	200-21314	08/04/2011 15:17	1	TAL BUR	BL
P:7470A	PB 200-21260/1-C		200-21462	200-21330	07/12/2011 11:00	1	TAL BUR	ALS
A:7470A	PB 200-21260/1-C		200-21462	200-21330	07/13/2011 11:04	1	TAL BUR	ALS

Lab ID: LCS **Client ID:** N/A

Sample Date/Time: N/A Received Date/Time: N/A

Method	Bottle ID	Run	Analysis Batch	Prep Batch	Date Prepared / Analyzed	Dil	Lab	Analyst
P:5030B	LCS 240-7283/4		240-7283		07/06/2011 11:35	1	TAL NC	LE
A:8260B	LCS 240-7283/4		240-7283		07/06/2011 11:35	1	TAL NC	LE
P:5030B	LCS 240-7533/4		240-7533		07/07/2011 14:00	1	TAL NC	RQ
A:8260B	LCS 240-7533/4		240-7533		07/07/2011 14:00	1	TAL NC	RQ
P:5030C	LCS 240-7323/10		240-7323		07/06/2011 15:23	1	TAL NC	RQ
A:8260C	LCS 240-7323/10		240-7323		07/06/2011 15:23	1	TAL NC	RQ
P:3510C	LCS 240-6852/11-A		240-8531	240-6852	07/01/2011 09:45	1	TAL NC	SE
A:8270D	LCS 240-6852/11-A		240-8531	240-6852	07/15/2011 09:55	1	TAL NC	TH
P:3510C	LCS 240-6973/2-A		240-8657	240-6973	07/02/2011 07:21	1	TAL NC	LH
A:8270D	LCS 240-6973/2-A		240-8657	240-6973	07/16/2011 11:45	1	TAL NC	TH
P:5030B	LCS 240-7018/12		240-7018		07/03/2011 22:22	1	TAL NC	DB
A:8015B	LCS 240-7018/12		240-7018		07/03/2011 22:22	1	TAL NC	DB
P:5030B	LCS 240-7464/7		240-7464		07/07/2011 17:35	1	TAL NC	DB
A:8015B	LCS 240-7464/7		240-7464		07/07/2011 17:35	1	TAL NC	DB
P:3520C	LCS 240-6673/5-A		240-7090	240-6673	06/30/2011 08:08	1	TAL NC	CC
A:8015B	LCS 240-6673/5-A		240-7090	240-6673	07/05/2011 12:40	1	TAL NC	SG
P:3520C	LCS 240-6874/6-A		240-7126	240-6874	07/01/2011 10:40	1	TAL NC	SE
A:8015B	LCS 240-6874/6-A		240-7126	240-6874	07/05/2011 16:15	1	TAL NC	SG
P:3010A	LCS 200-21413/2-A		200-22998	200-21413	07/13/2011 09:13	1	TAL BUR	MNT
A:6020	LCS 200-21413/2-A		200-22998	200-21413	08/04/2011 13:04	1	TAL BUR	BL
P:3010A	LCS 200-21314/2-A		200-22998	200-21314	07/12/2011 09:50	1	TAL BUR	MNT
A:6020	LCS 200-21314/2-A		200-22998	200-21314	08/04/2011 14:24	1	TAL BUR	BL
P:7470A	LCS 200-21330/12-A		200-21462	200-21330	07/12/2011 11:00	1	TAL BUR	ALS
A:7470A	LCS 200-21330/12-A		200-21462	200-21330	07/13/2011 11:02	1	TAL BUR	ALS

Client: Tetra Tech NUS Inc

Job Number: 240-1564-1

Laboratory Chronicle

Lab ID: MS **Client ID:** N/A

Sample Date/Time: N/A Received Date/Time: N/A

Method	Bottle ID	Run	Analysis Batch	Prep Batch	Date Prepared / Analyzed	Dil	Lab	Analyst
P:5030B	240-1543-C-14 MS		240-7283		07/06/2011 20:09	1	TAL NC	LE
A:8260B	240-1543-C-14 MS		240-7283		07/06/2011 20:09	1	TAL NC	LE
P:5030B	240-1472-B-1 MS		240-7533		07/07/2011 22:17	5	TAL NC	RQ
A:8260B	240-1472-B-1 MS		240-7533		07/07/2011 22:17	5	TAL NC	RQ
P:5030C	240-1573-A-6 MS		240-7323		07/06/2011 20:23	1	TAL NC	RQ
A:8260C	240-1573-A-6 MS		240-7323		07/06/2011 20:23	1	TAL NC	RQ
P:5030B	240-1413-K-1 MS		240-7018		07/04/2011 00:18	1	TAL NC	DB
A:8015B	240-1413-K-1 MS		240-7018		07/04/2011 00:18	1	TAL NC	DB

Lab ID: MSD **Client ID:** N/A

Sample Date/Time: N/A Received Date/Time: N/A

Method	Bottle ID	Run	Analysis Batch	Prep Batch	Date Prepared / Analyzed	Dil	Lab	Analyst
P:5030B	240-1543-A-14 MSD		240-7283		07/06/2011 20:32	1	TAL NC	LE
A:8260B	240-1543-A-14 MSD		240-7283		07/06/2011 20:32	1	TAL NC	LE
P:5030B	240-1472-B-1 MSD		240-7533		07/07/2011 22:38	5	TAL NC	RQ
A:8260B	240-1472-B-1 MSD		240-7533		07/07/2011 22:38	5	TAL NC	RQ
P:5030C	240-1573-B-6 MSD		240-7323		07/06/2011 20:44	1	TAL NC	RQ
A:8260C	240-1573-B-6 MSD		240-7323		07/06/2011 20:44	1	TAL NC	RQ
P:5030B	240-1413-K-1 MSD		240-7018		07/04/2011 00:57	1	TAL NC	DB
A:8015B	240-1413-K-1 MSD		240-7018		07/04/2011 00:57	1	TAL NC	DB

Lab References:

TAL BUR = TestAmerica Burlington

TAL NC = TestAmerica North Canton

Method 8260B

Volatile Organic Compounds (GC/MS) by Method 8260B

FORM II
GC/MS VOA SURROGATE RECOVERY

Lab Name: TestAmerica North Canton Job No.: 240-1564-1

SDG No.:

Matrix: Water Level: Low

GC Column (1): DB-624 ID: 0.18 (mm)

Client Sample ID	Lab Sample ID	DBFM	#	DCA	#	TOL	#	BFB	#
TB-062811	240-1564-4	96		105		102		91	
TB-062911	240-1591-3	98		95		91		75	
	MB 240-7283/5	92		99		102		93	
	MB 240-7533/5	91		90		88		81	
	LCS 240-7283/4	95		95		105		102	
	LCS 240-7533/4	91		91		94		96	
	240-1543-C-14 MS	95		100		106		104	
	240-1472-B-1 MS	88		93		100		95	
	240-1543-A-14 MSD	96		102		104		104	
	240-1472-B-1 MSD	90		93		98		95	

	QC LIMITS
DBFM = Dibromofluoromethane (Surr)	75-121
DCA = 1,2-Dichloroethane-d4 (Surr)	63-129
TOL = Toluene-d8 (Surr)	74-115
BFB = 4-Bromofluorobenzene (Surr)	66-117

Column to be used to flag recovery values

FORM II 8260B

FORM IV
GC/MS VOA METHOD BLANK SUMMARY

Lab Name: TestAmerica North Canton Job No.: 240-1564-1

SDG No.:

Lab File ID: UXC6576.D Lab Sample ID: MB 240-7283/5

Matrix: Water Heated Purge:(Y/N) N

Instrument ID: A3UX15 Date Analyzed: 07/06/2011 11:58

GC Column: DB-624 ID: 0.18(mm)

THIS METHOD BLANK APPLIES TO THE FOLLOWING SAMPLES:

CLIENT SAMPLE ID	LAB SAMPLE ID	LAB FILE ID	DATE ANALYZED
	LCS 240-7283/4	UXC6575.D	07/06/2011 11:35
TB-062811	240-1564-4	UXC6587.D	07/06/2011 16:05
	240-1543-C-14 MS	UXC6598.D	07/06/2011 20:09
	240-1543-A-14 MSD	UXC6599.D	07/06/2011 20:32

FORM I
GC/MS VOA ORGANICS ANALYSIS DATA SHEET

Lab Name: TestAmerica North Canton | Job No.: 240-1564-1

SDG No.:

Client Sample ID: | Lab Sample ID: MB 240-7283/5

Matrix: Water | Lab File ID: UXC6576.D

Analysis Method: 8260B | Date Collected:

Sample wt/vol: 5(mL) | Date Analyzed: 07/06/2011 11:58

Soil Aliquot Vol: | Dilution Factor: 1

Soil Extract Vol.: | GC Column: DB-624 ID: 0.18(mm)

% Moisture: | Level: (low/med) Low

Analysis Batch No.: 7283 | Units: ug/L

CAS NO.	COMPOUND NAME	RESULT	Q	RL	MDL
630-20-6	1,1,1,2-Tetrachloroethane	1.0	U	1.0	0.23
71-55-6	1,1,1-Trichloroethane	1.0	U	1.0	0.22
79-34-5	1,1,2,2-Tetrachloroethane	1.0	U	1.0	0.18
76-13-1	1,1,2-Trichloro-1,2,2-trichfluoroethane	1.0	U	1.0	0.28
75-34-3	1,1-Dichloroethane	1.0	U	1.0	0.15
75-35-4	1,1-Dichloroethene	1.0	U	1.0	0.19
563-58-6	1,1-Dichloropropene	1.0	U	1.0	0.13
87-61-6	1,2,3-Trichlorobenzene	1.0	U	1.0	0.17
96-18-4	1,2,3-Trichloropropane	1.0	U	1.0	0.43
526-73-8	1,2,3-Trimethylbenzene	5.0	U	5.0	0.0059
120-82-1	1,2,4-Trichlorobenzene	1.0	U	1.0	0.15
95-63-6	1,2,4-Trimethylbenzene	1.0	U	1.0	0.12
96-12-8	1,2-Dibromo-3-Chloropropane	2.0	U	2.0	0.67
95-50-1	1,2-Dichlorobenzene	1.0	U	1.0	0.13
107-06-2	1,2-Dichloroethane	1.0	U	1.0	0.22
78-87-5	1,2-Dichloropropane	1.0	U	1.0	0.18
541-73-1	1,3-Dichlorobenzene	1.0	U	1.0	0.14
142-28-9	1,3-Dichloropropane	1.0	U	1.0	0.16
106-46-7	1,4-Dichlorobenzene	1.0	U	1.0	0.13
594-20-7	2,2-Dichloropropane	1.0	U	1.0	0.13
78-93-3	2-Butanone	10	U	10	0.57
110-75-8	2-Chloroethyl vinyl ether	10	U	10	0.99
95-49-8	2-Chlorotoluene	1.0	U	1.0	0.11
591-78-6	2-Hexanone	10	U	10	0.41
106-43-4	4-Chlorotoluene	1.0	U	1.0	0.18
99-87-6	p-Isopropyltoluene	1.0	U	1.0	0.12
108-10-1	4-Methyl-2-pentanone	10	U	10	0.32
67-64-1	Acetone	10	U	10	1.1
71-43-2	Benzene	1.0	U	1.0	0.13
108-86-1	Bromobenzene	1.0	U	1.0	0.13
75-25-2	Bromoform	1.0	U	1.0	0.64
74-83-9	Bromomethane	1.0	U	1.0	0.41
75-15-0	Carbon disulfide	1.0	U	1.0	0.13
56-23-5	Carbon tetrachloride	1.0	U	1.0	0.13
108-90-7	Chlorobenzene	1.0	U	1.0	0.15

FORM I
GC/MS VOA ORGANICS ANALYSIS DATA SHEET

Lab Name: TestAmerica North Canton Job No.: 240-1564-1

SDG No.:

Client Sample ID: Lab Sample ID: MB 240-7283/5

Matrix: Water Lab File ID: UXC6576.D

Analysis Method: 8260B Date Collected:

Sample wt/vol: 5(mL) Date Analyzed: 07/06/2011 11:58

Soil Aliquot Vol: Dilution Factor: 1

Soil Extract Vol.: GC Column: DB-624 ID: 0.18(mm)

% Moisture: Level: (low/med) Low

Analysis Batch No.: 7283 Units: ug/L

CAS NO.	COMPOUND NAME	RESULT	Q	RL	MDL
124-48-1	Dibromochloromethane	1.0	U	1.0	0.18
75-00-3	Chloroethane	1.0	U	1.0	0.29
67-66-3	Chloroform	1.0	U	1.0	0.16
74-87-3	Chloromethane	1.0	U	1.0	0.30
156-59-2	cis-1,2-Dichloroethene	1.0	U	1.0	0.17
10061-01-5	cis-1,3-Dichloropropene	1.0	U	1.0	0.14
74-95-3	Dibromomethane	1.0	U	1.0	0.28
74-97-5	Bromochloromethane	1.0	U	1.0	0.29
75-71-8	Dichlorodifluoromethane	1.0	U	1.0	0.31
75-27-4	Bromodichloromethane	1.0	U	1.0	0.15
75-65-0	tert-Butyl alcohol	50	U	50	3.9
100-41-4	Ethylbenzene	1.0	U	1.0	0.17
87-68-3	Hexachlorobutadiene	1.0	U	1.0	0.30
108-20-3	Diisopropyl ether	10	U	10	1.5
98-82-8	Isopropylbenzene	1.0	U	1.0	0.13
1634-04-4	Methyl tert-butyl ether	5.0	U	5.0	0.17
75-09-2	Methylene Chloride	1.0	U	1.0	0.33
179601-23-1	m-Xylene & p-Xylene	2.0	U	2.0	0.24
91-20-3	Naphthalene	1.0	U	1.0	0.24
104-51-8	n-Butylbenzene	1.0	U	1.0	0.12
103-65-1	n-Propylbenzene	1.0	U	1.0	0.14
95-47-6	o-Xylene	1.0	U	1.0	0.14
135-98-8	sec-Butylbenzene	1.0	U	1.0	0.13
100-42-5	Styrene	1.0	U	1.0	0.11
994-05-8	Tert-amyl-methyl ether (TAME)	5.0	U	5.0	0.067
637-92-3	Ethyl-t-butyl ether (ETBE)	5.0	U	5.0	0.11
127-18-4	Tetrachloroethene	1.0	U	1.0	0.29
108-88-3	Toluene	1.0	U	1.0	0.13
156-60-5	trans-1,2-Dichloroethene	1.0	U	1.0	0.19
10061-02-6	trans-1,3-Dichloropropene	1.0	U	1.0	0.19
79-01-6	Trichloroethene	1.0	U	1.0	0.17
75-69-4	Trichlorofluoromethane	1.0	U	1.0	0.21
108-05-4	Vinyl acetate	2.0	U	2.0	0.19
75-01-4	Vinyl chloride	1.0	U	1.0	0.22
1330-20-7	Xylenes, Total	2.0	U	2.0	0.28

FORM I
GC/MS VOA ORGANICS ANALYSIS DATA SHEET

Lab Name: TestAmerica North Canton | Job No.: 240-1564-1

SDG No.:

Client Sample ID: | Lab Sample ID: MB 240-7283/5

Matrix: Water | Lab File ID: UXC6576.D

Analysis Method: 8260B | Date Collected:

Sample wt/vol: 5(mL) | Date Analyzed: 07/06/2011 11:58

Soil Aliquot Vol: | Dilution Factor: 1

Soil Extract Vol.: | GC Column: DB-624 ID: 0.18(mm)

% Moisture: | Level: (low/med) Low

Analysis Batch No.: 7283 | Units: ug/L

CAS NO.	COMPOUND NAME	RESULT	Q	RL	MDL
98-06-6	tert-Butylbenzene	1.0	U	1.0	0.13
106-93-4	1,2-Dibromoethane	1.0	U	1.0	0.24

CAS NO.	SURROGATE	%REC	Q	LIMITS
2037-26-5	Toluene-d8 (Surr)	102		74-115
1868-53-7	Dibromofluoromethane (Surr)	92		75-121
460-00-4	4-Bromofluorobenzene (Surr)	93		66-117
17060-07-0	1,2-Dichloroethane-d4 (Surr)	99		63-129

FORM I
GC/MS VOA ORGANICS ANALYSIS DATA SHEET
TENTATIVELY IDENTIFIED COMPOUNDS

Lab Name: TestAmerica North Canton | Job No.: 240-1564-1

SDG No.:

Client Sample ID: | Lab Sample ID: MB 240-7283/5

Matrix: Water | Lab File ID: UXC6576.D

Analysis Method: 8260B | Date Collected:

Sample wt/vol: 5(mL) | Date Analyzed: 07/06/2011 11:58

Soil Aliquot Vol: | Dilution Factor: 1

Soil Extract Vol.: | GC Column: DB-624 ID: 0.18(mm)

% Moisture: | Level: (low/med) Low

Analysis Batch No.: 7283 | Units: ug/L

Number TICs Found: 1 | TIC Result Total: 10.4

CAS NO.	COMPOUND NAME	RT	RESULT	Q
	Tentatively Identified Compound		None	
108-94-1	Cyclohexanone	8.43	10.4	J

FORM I-TIC 8260B

FORM III
GC/MS VOA LAB CONTROL SAMPLE RECOVERY

Lab Name: TestAmerica North Canton Job No.: 240-1564-1

SDG No.:

Matrix: Water Level: Low Lab File ID: UXC6575.D

Lab ID: LCS 240-7283/4 Client ID:

COMPOUND	SPIKE ADDED (ug/L)	LCS CONCENTRATION (ug/L)	LCS % REC	QC LIMITS REC	#
1,1,1,2-Tetrachloroethane	10.0	9.88	99	72-116	
1,1,1-Trichloroethane	10.0	9.36	94	74-118	
1,1,2,2-Tetrachloroethane	10.0	9.33	93	68-118	
1,1,2-Trichloro-1,2,2-trichfluoroethane	10.0	11.3	113	74-151	
1,1-Dichloroethane	10.0	9.55	96	82-115	
1,1-Dichloroethene	10.0	10.1	101	78-131	
1,1-Dichloropropene	10.0	9.36	94	83-114	
1,2,3-Trichlorobenzene	10.0	13.7	137	54-126	*
1,2,3-Trichloropropane	10.0	9.45	95	73-129	
1,2,3-Trimethylbenzene	10.0	11.5	115	70-130	
1,2,4-Trichlorobenzene	10.0	11.9	119	48-135	
1,2,4-Trimethylbenzene	10.0	10.3	103	76-120	
1,2-Dibromo-3-Chloropropane	10.0	9.58	96	42-136	
1,2-Dichlorobenzene	10.0	9.81	98	81-110	
1,2-Dichloroethane	10.0	9.52	95	71-127	
1,2-Dichloropropane	10.0	9.93	99	81-115	
1,3-Dichlorobenzene	10.0	9.60	96	80-110	
1,3-Dichloropropane	10.0	10.2	102	79-116	
1,4-Dichlorobenzene	10.0	9.45	95	82-110	
2,2-Dichloropropane	10.0	8.98	90	50-129	
2-Butanone	20.0	17.9	90	60-126	
2-Chloroethyl vinyl ether	10.0	9.08 J	91	52-131	
2-Chlorotoluene	10.0	9.80	98	76-116	
2-Hexanone	20.0	18.8	94	55-133	
4-Chlorotoluene	10.0	9.50	95	77-115	
p-Isopropyltoluene	10.0	11.0	110	74-120	
4-Methyl-2-pentanone	20.0	18.3	92	63-128	
Acetone	20.0	23.0	115	43-136	
Benzene	10.0	9.56	96	83-112	
Bromobenzene	10.0	9.42	94	76-115	
Bromoform	10.0	8.31	83	40-131	
Bromomethane	10.0	8.35	84	11-185	
Carbon disulfide	10.0	9.41	94	62-142	
Carbon tetrachloride	10.0	9.02	90	66-128	
Chlorobenzene	10.0	9.94	99	85-110	
Dibromochloromethane	10.0	9.13	91	64-119	
Chloroethane	10.0	8.55	86	25-153	
Chloroform	10.0	9.73	97	79-117	
Chloromethane	10.0	9.73	97	44-126	
cis-1,2-Dichloroethene	10.0	9.46	95	80-113	
cis-1,3-Dichloropropene	10.0	8.45	85	61-115	

Column to be used to flag recovery and RPD values

FORM III 8260B

FORM III
GC/MS VOA LAB CONTROL SAMPLE RECOVERY

Lab Name: TestAmerica North Canton Job No.: 240-1564-1

SDG No.:

Matrix: Water Level: Low Lab File ID: UXC6575.D

Lab ID: LCS 240-7283/4 Client ID:

COMPOUND	SPIKE ADDED (ug/L)	LCS CONCENTRATION (ug/L)	LCS % REC	QC LIMITS REC	#
Dibromomethane	10.0	9.72	97	81-120	
Bromochloromethane	10.0	9.64	96	77-120	
Dichlorodifluoromethane	10.0	8.49	85	19-129	
Bromodichloromethane	10.0	9.18	92	72-121	
tert-Butyl alcohol	200	261	131	70-130	*
Ethylbenzene	10.0	10.0	100	83-112	
Hexachlorobutadiene	10.0	12.2	122	36-134	
Diisopropyl ether	10.0	9.40 J	94	77-118	
Isopropylbenzene	10.0	10.0	100	75-114	
Methyl tert-butyl ether	10.0	9.12	91	52-144	
Methylene Chloride	10.0	10.0	100	66-131	
m-Xylene & p-Xylene	20.0	20.5	103	83-113	
Naphthalene	10.0	11.6	116	32-141	
n-Butylbenzene	10.0	11.1	111	66-125	
n-Propylbenzene	10.0	10.1	101	74-121	
o-Xylene	10.0	10.1	101	83-113	
sec-Butylbenzene	10.0	10.3	103	70-117	
Styrene	10.0	10.0	100	79-114	
Tetrachloroethene	10.0	10.3	103	79-114	
Toluene	10.0	10.0	100	84-111	
trans-1,2-Dichloroethene	10.0	9.85	99	83-117	
trans-1,3-Dichloropropene	10.0	8.93	89	58-117	
Trichloroethene	10.0	9.51	95	76-117	
Trichlorofluoromethane	10.0	11.5	115	49-157	
Vinyl acetate	10.0	12.6	126	46-161	
Vinyl chloride	10.0	9.98	100	53-127	
tert-Butylbenzene	10.0	9.97	100	71-115	
1,2-Dibromoethane	10.0	9.85	99	79-113	

Column to be used to flag recovery and RPD values

FORM III 8260B

FORM III
GC/MS VOA MATRIX SPIKE RECOVERY

Lab Name: TestAmerica North Canton Job No.: 240-1564-1

SDG No.:

Matrix: Water Level: Low Lab File ID: UXC6598.D

Lab ID: 240-1543-C-14 MS Client ID:

COMPOUND	SPIKE ADDED (ug/L)	SAMPLE CONCENTRATION (ug/L)	MS CONCENTRATION (ug/L)	MS % REC	QC LIMITS REC	#
1,1,1,2-Tetrachloroethane	10.0	1.0 U	9.01	90	64-118	
1,1,1-Trichloroethane	10.0	1.0 U	8.94	89	68-121	
1,1,2,2-Tetrachloroethane	10.0	1.0 U	9.33	93	63-122	
1,1,2-Trichloro-1,2,2-trichfluoroethane	10.0	1.0 U	9.86	99	70-152	
1,1-Dichloroethane	10.0	1.0 U	9.20	92	79-116	
1,1-Dichloroethene	10.0	1.0 U	9.44	94	74-135	
1,1-Dichloropropene	10.0	1.0 U	9.11	91	80-114	
1,2,3-Trichlorobenzene	10.0	1.0 U	12.2	122	45-129	
1,2,3-Trichloropropane	10.0	1.0 U	9.26	93	67-132	
1,2,3-Trimethylbenzene	10.0	5.0 U	11.0	110	70-130	
1,2,4-Trichlorobenzene	10.0	1.0 U	10.4	104	38-138	
1,2,4-Trimethylbenzene	10.0	1.0 U	9.58	96	67-124	
1,2-Dibromo-3-Chloropropane	10.0	2.0 U	7.80	78	32-139	
1,2-Dichlorobenzene	10.0	1.0 U	9.51	95	75-111	
1,2-Dichloroethane	10.0	1.0 U	9.46	95	68-129	
1,2-Dichloropropane	10.0	1.0 U	9.84	98	78-115	
1,3-Dichlorobenzene	10.0	1.0 U	9.22	92	73-110	
1,3-Dichloropropane	10.0	1.0 U	10.3	103	74-118	
1,4-Dichlorobenzene	10.0	1.0 U	9.17	92	75-110	
2,2-Dichloropropane	10.0	1.0 U	7.75	78	38-127	
2-Butanone	20.0	10 U	18.5	93	54-129	
2-Chloroethyl vinyl ether	10.0	10 U	10 U	0	10-150	F
2-Chlorotoluene	10.0	1.0 U	9.35	94	69-117	
2-Hexanone	20.0	10 U	19.1	96	47-139	
4-Chlorotoluene	10.0	1.0 U	9.19	92	71-116	
p-Isopropyltoluene	10.0	1.0 U	10.1	101	64-122	
4-Methyl-2-pentanone	20.0	10 U	18.4	92	56-131	
Acetone	20.0	10 U	23.6	118	33-145	
Benzene	10.0	1.0 U	9.50	95	72-121	
Bromobenzene	10.0	1.0 U	9.07	91	71-116	
Bromoform	10.0	1.0 U	7.86	79	32-128	
Bromomethane	10.0	1.0 U	8.20	82	10-186	
Carbon disulfide	10.0	1.0 U	8.77	88	57-147	
Carbon tetrachloride	10.0	1.0 U	8.37	84	59-129	
Chlorobenzene	10.0	1.0 U	9.79	98	80-110	
Dibromochloromethane	10.0	1.0 U	8.60	86	56-118	
Chloroethane	10.0	1.0 U	8.59	86	21-165	
Chloroform	10.0	1.0 U	9.52	95	76-118	
Chloromethane	10.0	1.0 U	9.44	94	33-132	
cis-1,2-Dichloroethene	10.0	1.0 U	9.30	93	70-120	
cis-1,3-Dichloropropene	10.0	1.0 U	7.82	78	51-110	

Column to be used to flag recovery and RPD values

FORM III 8260B

FORM III
GC/MS VOA MATRIX SPIKE RECOVERY

Lab Name: TestAmerica North Canton Job No.: 240-1564-1

SDG No.:

Matrix: Water Level: Low Lab File ID: UXC6598.D

Lab ID: 240-1543-C-14 MS Client ID:

COMPOUND	SPIKE ADDED (ug/L)	SAMPLE CONCENTRATION (ug/L)	MS CONCENTRATION (ug/L)	MS % REC	QC LIMITS REC	#
Dibromomethane	10.0	1.0 U	9.72	97	77-121	
Bromochloromethane	10.0	1.0 U	9.23	92	73-121	
Dichlorodifluoromethane	10.0	1.0 U	7.28	73	17-128	
Bromodichloromethane	10.0	1.0 U	8.87	89	67-120	
tert-Butyl alcohol	200	50 U	240	120	70-130	
Ethylbenzene	10.0	1.0 U	9.76	98	75-116	
Hexachlorobutadiene	10.0	1.0 U	11.2	112	27-132	
Diisopropyl ether	10.0	10 U	8.93 J	89	73-118	
Isopropylbenzene	10.0	1.0 U	9.55	96	68-116	
Methyl tert-butyl ether	10.0	5.0 U	8.26	83	46-144	
Methylene Chloride	10.0	1.0 U	8.83	88	63-128	
m-Xylene & p-Xylene	20.0	2.0 U	19.8	99	75-117	
Naphthalene	10.0	1.0 U	10.4	104	15-158	
n-Butylbenzene	10.0	1.0 U	10.2	102	56-127	
n-Propylbenzene	10.0	1.0 U	9.67	97	64-124	
o-Xylene	10.0	1.0 U	9.44	94	76-116	
sec-Butylbenzene	10.0	1.0 U	9.57	96	60-119	
Styrene	10.0	1.0 U	10.0	100	71-117	
Tetrachloroethene	10.0	1.0 U	9.87	99	70-117	
Toluene	10.0	0.15 J	9.80	96	78-114	
trans-1,2-Dichloroethene	10.0	1.0 U	9.44	94	80-119	
trans-1,3-Dichloropropene	10.0	1.0 U	8.54	85	46-116	
Trichloroethene	10.0	1.0 U	9.19	92	66-120	
Trichlorofluoromethane	10.0	1.0 U	10.9	109	46-157	
Vinyl acetate	10.0	2.0 U	11.5	115	43-157	
Vinyl chloride	10.0	1.0 U	9.40	94	49-130	
tert-Butylbenzene	10.0	1.0 U	9.39	94	61-119	
1,2-Dibromoethane	10.0	1.0 U	9.90	99	74-113	

Column to be used to flag recovery and RPD values

FORM III 8260B

FORM III
GC/MS VOA MATRIX SPIKE DUPLICATE RECOVERY

Lab Name: TestAmerica North Canton Job No.: 240-1564-1

SDG No.:

Matrix: Water Level: Low Lab File ID: UXC6599.D

Lab ID: 240-1543-A-14 MSD Client ID:

COMPOUND	SPIKE ADDED (ug/L)	MSD CONCENTRATION (ug/L)	MSD % REC	% RPD	QC LIMITS RPD	QC LIMITS REC	#
1,1,1,2-Tetrachloroethane	10.0	8.81	88	2	30	64-118	
1,1,1-Trichloroethane	10.0	9.26	93	4	30	68-121	
1,1,2,2-Tetrachloroethane	10.0	9.42	94	1	30	63-122	
1,1,2-Trichloro-1,2,2-trichfluoroethane	10.0	10.1	101	2	30	70-152	
1,1-Dichloroethane	10.0	9.19	92	0	30	79-116	
1,1-Dichloroethene	10.0	9.99	100	6	30	74-135	
1,1-Dichloropropene	10.0	9.43	94	3	30	80-114	
1,2,3-Trichlorobenzene	10.0	12.0	120	2	30	45-129	
1,2,3-Trichloropropane	10.0	9.45	95	2	30	67-132	
1,2,3-Trimethylbenzene	10.0	10.8	108	2	30	70-130	
1,2,4-Trichlorobenzene	10.0	10.4	104	0	30	38-138	
1,2,4-Trimethylbenzene	10.0	9.96	100	4	30	67-124	
1,2-Dibromo-3-Chloropropane	10.0	7.96	80	2	30	32-139	
1,2-Dichlorobenzene	10.0	9.47	95	0	30	75-111	
1,2-Dichloroethane	10.0	9.64	96	2	30	68-129	
1,2-Dichloropropane	10.0	9.81	98	0	30	78-115	
1,3-Dichlorobenzene	10.0	9.33	93	1	30	73-110	
1,3-Dichloropropane	10.0	10.2	102	1	30	74-118	
1,4-Dichlorobenzene	10.0	9.14	91	0	30	75-110	
2,2-Dichloropropane	10.0	8.04	80	4	30	38-127	
2-Butanone	20.0	19.3	97	4	30	54-129	
2-Chloroethyl vinyl ether	10.0	10 U	0	NC	30	10-150	F
2-Chlorotoluene	10.0	9.24	92	1	30	69-117	
2-Hexanone	20.0	21.2	106	10	30	47-139	
4-Chlorotoluene	10.0	9.25	93	1	30	71-116	
p-Isopropyltoluene	10.0	10.2	102	1	30	64-122	
4-Methyl-2-pentanone	20.0	19.9	100	8	30	56-131	
Acetone	20.0	24.1	121	2	30	33-145	
Benzene	10.0	9.51	95	0	30	72-121	
Bromobenzene	10.0	9.05	91	0	30	71-116	
Bromoform	10.0	7.96	80	1	30	32-128	
Bromomethane	10.0	9.16	92	11	30	10-186	
Carbon disulfide	10.0	8.93	89	2	30	57-147	
Carbon tetrachloride	10.0	8.70	87	4	30	59-129	
Chlorobenzene	10.0	9.46	95	3	30	80-110	
Dibromochloromethane	10.0	8.44	84	2	30	56-118	
Chloroethane	10.0	8.62	86	0	30	21-165	
Chloroform	10.0	9.48	95	0	30	76-118	
Chloromethane	10.0	9.55	96	1	30	33-132	
cis-1,2-Dichloroethene	10.0	9.47	95	2	30	70-120	
cis-1,3-Dichloropropene	10.0	8.16	82	4	30	51-110	

Column to be used to flag recovery and RPD values

FORM III 8260B

FORM III
GC/MS VOA MATRIX SPIKE DUPLICATE RECOVERY

Lab Name: TestAmerica North Canton Job No.: 240-1564-1

SDG No.:

Matrix: Water Level: Low Lab File ID: UXC6599.D

Lab ID: 240-1543-A-14 MSD Client ID:

COMPOUND	SPIKE ADDED (ug/L)	MSD CONCENTRATION (ug/L)	MSD % REC	% RPD	QC LIMITS RPD	QC LIMITS REC	#
Dibromomethane	10.0	9.77	98	1	30	77-121	
Bromochloromethane	10.0	9.55	96	3	30	73-121	
Dichlorodifluoromethane	10.0	7.79	78	7	30	17-128	
Bromodichloromethane	10.0	8.83	88	0	30	67-120	
tert-Butyl alcohol	200	271	135	12	30	70-130	F
Ethylbenzene	10.0	9.43	94	3	30	75-116	
Hexachlorobutadiene	10.0	10.9	109	3	30	27-132	
Diisopropyl ether	10.0	8.90 J	89	0	30	73-118	
Isopropylbenzene	10.0	9.27	93	3	30	68-116	
Methyl tert-butyl ether	10.0	8.70	87	5	30	46-144	
Methylene Chloride	10.0	8.93	89	1	30	63-128	
m-Xylene & p-Xylene	20.0	19.3	97	3	30	75-117	
Naphthalene	10.0	10.7	107	3	30	15-158	
n-Butylbenzene	10.0	10.3	103	1	30	56-127	
n-Propylbenzene	10.0	9.61	96	1	30	64-124	
o-Xylene	10.0	9.38	94	1	30	76-116	
sec-Butylbenzene	10.0	9.71	97	1	30	60-119	
Styrene	10.0	9.62	96	4	30	71-117	
Tetrachloroethene	10.0	9.61	96	3	30	70-117	
Toluene	10.0	9.52	94	3	30	78-114	
trans-1,2-Dichloroethene	10.0	9.64	96	2	30	80-119	
trans-1,3-Dichloropropene	10.0	8.41	84	2	30	46-116	
Trichloroethene	10.0	9.36	94	2	30	66-120	
Trichlorofluoromethane	10.0	11.6	116	6	30	46-157	
Vinyl acetate	10.0	12.7	127	10	30	43-157	
Vinyl chloride	10.0	9.88	99	5	30	49-130	
tert-Butylbenzene	10.0	9.45	95	1	30	61-119	
1,2-Dibromoethane	10.0	9.79	98	1	30	74-113	

Column to be used to flag recovery and RPD values

FORM III 8260B

FORM IV
GC/MS VOA METHOD BLANK SUMMARY

Lab Name: TestAmerica North Canton Job No.: 240-1564-1

SDG No.:

Lab File ID: UXX3056.D Lab Sample ID: MB 240-7533/5

Matrix: Water Heated Purge:(Y/N) N

Instrument ID: A3UX10 Date Analyzed: 07/07/2011 14:21

GC Column: DB-624 ID: 0.18(mm)

THIS METHOD BLANK APPLIES TO THE FOLLOWING SAMPLES:

CLIENT SAMPLE ID	LAB SAMPLE ID	LAB FILE ID	DATE ANALYZED
	LCS 240-7533/4	UXX3055.D	07/07/2011 14:00
TB-062911	240-1591-3	UXX3068.D	07/07/2011 19:05
	240-1472-B-1 MS	UXX3077.D	07/07/2011 22:17
	240-1472-B-1 MSD	UXX3078.D	07/07/2011 22:38

FORM I
GC/MS VOA ORGANICS ANALYSIS DATA SHEET

Lab Name: TestAmerica North Canton | Job No.: 240-1564-1

SDG No.:

Client Sample ID: | Lab Sample ID: MB 240-7533/5

Matrix: Water | Lab File ID: UXX3056.D

Analysis Method: 8260B | Date Collected:

Sample wt/vol: 5(mL) | Date Analyzed: 07/07/2011 14:21

Soil Aliquot Vol: | Dilution Factor: 1

Soil Extract Vol.: | GC Column: DB-624 ID: 0.18(mm)

% Moisture: | Level: (low/med) Low

Analysis Batch No.: 7533 | Units: ug/L

CAS NO.	COMPOUND NAME	RESULT	Q	RL	MDL
630-20-6	1,1,1,2-Tetrachloroethane	1.0	U	1.0	0.23
71-55-6	1,1,1-Trichloroethane	1.0	U	1.0	0.22
79-34-5	1,1,2,2-Tetrachloroethane	1.0	U	1.0	0.18
76-13-1	1,1,2-Trichloro-1,2,2-trichfluoroethane	1.0	U	1.0	0.28
75-34-3	1,1-Dichloroethane	1.0	U	1.0	0.15
75-35-4	1,1-Dichloroethene	1.0	U	1.0	0.19
563-58-6	1,1-Dichloropropene	1.0	U	1.0	0.13
87-61-6	1,2,3-Trichlorobenzene	0.432	J	1.0	0.17
96-18-4	1,2,3-Trichloropropane	1.0	U	1.0	0.43
526-73-8	1,2,3-Trimethylbenzene	5.0	U	5.0	0.0059
120-82-1	1,2,4-Trichlorobenzene	1.0	U	1.0	0.15
95-63-6	1,2,4-Trimethylbenzene	1.0	U	1.0	0.12
96-12-8	1,2-Dibromo-3-Chloropropane	2.0	U	2.0	0.67
95-50-1	1,2-Dichlorobenzene	1.0	U	1.0	0.13
107-06-2	1,2-Dichloroethane	1.0	U	1.0	0.22
78-87-5	1,2-Dichloropropane	1.0	U	1.0	0.18
541-73-1	1,3-Dichlorobenzene	1.0	U	1.0	0.14
142-28-9	1,3-Dichloropropane	1.0	U	1.0	0.16
106-46-7	1,4-Dichlorobenzene	1.0	U	1.0	0.13
594-20-7	2,2-Dichloropropane	1.0	U	1.0	0.13
78-93-3	2-Butanone	10	U	10	0.57
110-75-8	2-Chloroethyl vinyl ether	10	U	10	0.99
95-49-8	2-Chlorotoluene	1.0	U	1.0	0.11
591-78-6	2-Hexanone	10	U	10	0.41
106-43-4	4-Chlorotoluene	1.0	U	1.0	0.18
99-87-6	p-Isopropyltoluene	1.0	U	1.0	0.12
108-10-1	4-Methyl-2-pentanone	10	U	10	0.32
67-64-1	Acetone	10	U	10	1.1
71-43-2	Benzene	1.0	U	1.0	0.13
108-86-1	Bromobenzene	1.0	U	1.0	0.13
75-25-2	Bromoform	1.0	U	1.0	0.64
74-83-9	Bromomethane	1.0	U	1.0	0.41
75-15-0	Carbon disulfide	1.0	U	1.0	0.13
56-23-5	Carbon tetrachloride	1.0	U	1.0	0.13
108-90-7	Chlorobenzene	1.0	U	1.0	0.15

FORM I
GC/MS VOA ORGANICS ANALYSIS DATA SHEET

Lab Name: TestAmerica North Canton | Job No.: 240-1564-1

SDG No.:

Client Sample ID: | Lab Sample ID: MB 240-7533/5

Matrix: Water | Lab File ID: UXX3056.D

Analysis Method: 8260B | Date Collected:

Sample wt/vol: 5(mL) | Date Analyzed: 07/07/2011 14:21

Soil Aliquot Vol: | Dilution Factor: 1

Soil Extract Vol.: | GC Column: DB-624 ID: 0.18(mm)

% Moisture: | Level: (low/med) Low

Analysis Batch No.: 7533 | Units: ug/L

CAS NO.	COMPOUND NAME	RESULT	Q	RL	MDL
124-48-1	Dibromochloromethane	1.0	U	1.0	0.18
75-00-3	Chloroethane	1.0	U	1.0	0.29
67-66-3	Chloroform	1.0	U	1.0	0.16
74-87-3	Chloromethane	1.0	U	1.0	0.30
156-59-2	cis-1,2-Dichloroethene	1.0	U	1.0	0.17
10061-01-5	cis-1,3-Dichloropropene	1.0	U	1.0	0.14
74-95-3	Dibromomethane	1.0	U	1.0	0.28
74-97-5	Bromochloromethane	1.0	U	1.0	0.29
75-71-8	Dichlorodifluoromethane	1.0	U	1.0	0.31
75-27-4	Bromodichloromethane	1.0	U	1.0	0.15
75-65-0	tert-Butyl alcohol	50	U	50	3.9
100-41-4	Ethylbenzene	1.0	U	1.0	0.17
87-68-3	Hexachlorobutadiene	1.0	U	1.0	0.30
108-20-3	Diisopropyl ether	10	U	10	1.5
98-82-8	Isopropylbenzene	1.0	U	1.0	0.13
1634-04-4	Methyl tert-butyl ether	5.0	U	5.0	0.17
75-09-2	Methylene Chloride	1.0	U	1.0	0.33
179601-23-1	m-Xylene & p-Xylene	2.0	U	2.0	0.24
91-20-3	Naphthalene	0.386	J	1.0	0.24
104-51-8	n-Butylbenzene	1.0	U	1.0	0.12
103-65-1	n-Propylbenzene	1.0	U	1.0	0.14
95-47-6	o-Xylene	1.0	U	1.0	0.14
135-98-8	sec-Butylbenzene	1.0	U	1.0	0.13
100-42-5	Styrene	1.0	U	1.0	0.11
994-05-8	Tert-amyl-methyl ether (TAME)	5.0	U	5.0	0.067
637-92-3	Ethyl-t-butyl ether (ETBE)	5.0	U	5.0	0.11
127-18-4	Tetrachloroethene	1.0	U	1.0	0.29
108-88-3	Toluene	1.0	U	1.0	0.13
156-60-5	trans-1,2-Dichloroethene	1.0	U	1.0	0.19
10061-02-6	trans-1,3-Dichloropropene	1.0	U	1.0	0.19
79-01-6	Trichloroethene	1.0	U	1.0	0.17
75-69-4	Trichlorofluoromethane	1.0	U	1.0	0.21
108-05-4	Vinyl acetate	2.0	U	2.0	0.19
75-01-4	Vinyl chloride	1.0	U	1.0	0.22
1330-20-7	Xylenes, Total	2.0	U	2.0	0.28

FORM I
GC/MS VOA ORGANICS ANALYSIS DATA SHEET

Lab Name: TestAmerica North Canton | Job No.: 240-1564-1

SDG No.:

Client Sample ID: | Lab Sample ID: MB 240-7533/5

Matrix: Water | Lab File ID: UXX3056.D

Analysis Method: 8260B | Date Collected:

Sample wt/vol: 5(mL) | Date Analyzed: 07/07/2011 14:21

Soil Aliquot Vol: | Dilution Factor: 1

Soil Extract Vol.: | GC Column: DB-624 ID: 0.18(mm)

% Moisture: | Level: (low/med) Low

Analysis Batch No.: 7533 | Units: ug/L

CAS NO.	COMPOUND NAME	RESULT	Q	RL	MDL
98-06-6	tert-Butylbenzene	1.0	U	1.0	0.13
106-93-4	1,2-Dibromoethane	1.0	U	1.0	0.24

CAS NO.	SURROGATE	%REC	Q	LIMITS
2037-26-5	Toluene-d8 (Surr)	88		74-115
1868-53-7	Dibromofluoromethane (Surr)	91		75-121
460-00-4	4-Bromofluorobenzene (Surr)	81		66-117
17060-07-0	1,2-Dichloroethane-d4 (Surr)	90		63-129

FORM I
GC/MS VOA ORGANICS ANALYSIS DATA SHEET
TENTATIVELY IDENTIFIED COMPOUNDS

Lab Name: TestAmerica North Canton | Job No.: 240-1564-1

SDG No.:

Client Sample ID: | Lab Sample ID: MB 240-7533/5

Matrix: Water | Lab File ID: UXX3056.D

Analysis Method: 8260B | Date Collected:

Sample wt/vol: 5(mL) | Date Analyzed: 07/07/2011 14:21

Soil Aliquot Vol: | Dilution Factor: 1

Soil Extract Vol.: | GC Column: DB-624 ID: 0.18(mm)

% Moisture: | Level: (low/med) Low

Analysis Batch No.: 7533 | Units: ug/L

Number TICs Found: 2 | TIC Result Total: 9.97

CAS NO.	COMPOUND NAME	RT	RESULT	Q
	Tentatively Identified Compound		None	
108-94-1	Cyclohexanone	8.83	7.24	J
91-57-6	2-Methylnaphthalene	13.57	2.73	J

FORM III
GC/MS VOA LAB CONTROL SAMPLE RECOVERY

Lab Name: TestAmerica North Canton Job No.: 240-1564-1

SDG No.:

Matrix: Water Level: Low Lab File ID: UXX3055.D

Lab ID: LCS 240-7533/4 Client ID:

COMPOUND	SPIKE ADDED (ug/L)	LCS CONCENTRATION (ug/L)	LCS % REC	QC LIMITS REC	#
1,1,1,2-Tetrachloroethane	10.0	10.3	103	72-116	
1,1,1-Trichloroethane	10.0	10.3	103	74-118	
1,1,2,2-Tetrachloroethane	10.0	10.1	101	68-118	
1,1,2-Trichloro-1,2,2-trichfluoroethane	10.0	10.4	104	74-151	
1,1-Dichloroethane	10.0	10.3	103	82-115	
1,1-Dichloroethene	10.0	10.5	105	78-131	
1,1-Dichloropropene	10.0	9.92	99	83-114	
1,2,3-Trichlorobenzene	10.0	7.42	74	54-126	
1,2,3-Trichloropropane	10.0	10.1	101	73-129	
1,2,3-Trimethylbenzene	10.0	9.17	92	70-130	
1,2,4-Trichlorobenzene	10.0	7.84	78	48-135	
1,2,4-Trimethylbenzene	10.0	9.37	94	76-120	
1,2-Dibromo-3-Chloropropane	10.0	9.15	92	42-136	
1,2-Dichlorobenzene	10.0	9.59	96	81-110	
1,2-Dichloroethane	10.0	10.2	102	71-127	
1,2-Dichloropropane	10.0	9.98	100	81-115	
1,3-Dichlorobenzene	10.0	9.70	97	80-110	
1,3-Dichloropropane	10.0	10.1	101	79-116	
1,4-Dichlorobenzene	10.0	9.46	95	82-110	
2,2-Dichloropropane	10.0	10.0	100	50-129	
2-Butanone	20.0	19.1	96	60-126	
2-Chloroethyl vinyl ether	10.0	9.04 J	90	52-131	
2-Chlorotoluene	10.0	10.3	103	76-116	
2-Hexanone	20.0	19.3	97	55-133	
4-Chlorotoluene	10.0	10.3	103	77-115	
p-Isopropyltoluene	10.0	9.08	91	74-120	
4-Methyl-2-pentanone	20.0	19.5	98	63-128	
Acetone	20.0	21.2	106	43-136	
Benzene	10.0	9.93	99	83-112	
Bromobenzene	10.0	10.2	102	76-115	
Bromoform	10.0	10.2	102	40-131	
Bromomethane	10.0	8.96	90	11-185	
Carbon disulfide	10.0	10.2	102	62-142	
Carbon tetrachloride	10.0	10.9	109	66-128	
Chlorobenzene	10.0	9.65	97	85-110	
Dibromochloromethane	10.0	10.0	100	64-119	
Chloroethane	10.0	9.46	95	25-153	
Chloroform	10.0	10.4	104	79-117	
Chloromethane	10.0	9.30	93	44-126	
cis-1,2-Dichloroethene	10.0	10.1	101	80-113	
cis-1,3-Dichloropropene	10.0	8.47	85	61-115	

Column to be used to flag recovery and RPD values

FORM III 8260B

FORM III
GC/MS VOA LAB CONTROL SAMPLE RECOVERY

Lab Name: TestAmerica North Canton Job No.: 240-1564-1

SDG No.:

Matrix: Water Level: Low Lab File ID: UXX3055.D

Lab ID: LCS 240-7533/4 Client ID:

COMPOUND	SPIKE ADDED (ug/L)	LCS CONCENTRATION (ug/L)	LCS % REC	QC LIMITS REC	#
Dibromomethane	10.0	10.4	104	81-120	
Bromochloromethane	10.0	10.1	101	77-120	
Dichlorodifluoromethane	10.0	7.56	76	19-129	
Bromodichloromethane	10.0	10.0	100	72-121	
tert-Butyl alcohol	200	198	99	70-130	
Ethylbenzene	10.0	9.91	99	83-112	
Hexachlorobutadiene	10.0	7.64	76	36-134	
Diisopropyl ether	10.0	11.5	115	77-118	
Isopropylbenzene	10.0	8.49	85	75-114	
Methyl tert-butyl ether	10.0	9.93	99	52-144	
Methylene Chloride	10.0	10.5	105	66-131	
m-Xylene & p-Xylene	20.0	19.8	99	83-113	
Naphthalene	10.0	7.49	75	32-141	
n-Butylbenzene	10.0	8.73	87	66-125	
n-Propylbenzene	10.0	9.52	95	74-121	
o-Xylene	10.0	8.90	89	83-113	
sec-Butylbenzene	10.0	8.66	87	70-117	
Styrene	10.0	8.99	90	79-114	
Tetrachloroethene	10.0	9.81	98	79-114	
Toluene	10.0	10.0	100	84-111	
trans-1,2-Dichloroethene	10.0	10.3	103	83-117	
trans-1,3-Dichloropropene	10.0	8.71	87	58-117	
Trichloroethene	10.0	9.76	98	76-117	
Trichlorofluoromethane	10.0	10.8	108	49-157	
Vinyl acetate	10.0	12.7	127	46-161	
Vinyl chloride	10.0	9.25	93	53-127	
tert-Butylbenzene	10.0	8.54	85	71-115	
1,2-Dibromoethane	10.0	9.87	99	79-113	

Column to be used to flag recovery and RPD values

FORM III 8260B

FORM III
GC/MS VOA MATRIX SPIKE RECOVERY

Lab Name: TestAmerica North Canton Job No.: 240-1564-1

SDG No.:

Matrix: Water Level: Low Lab File ID: UXX3077.D

Lab ID: 240-1472-B-1 MS Client ID:

COMPOUND	SPIKE ADDED (ug/L)	SAMPLE CONCENTRATION (ug/L)	MS CONCENTRATION (ug/L)	MS % REC	QC LIMITS REC	#
1,1,1,2-Tetrachloroethane	50.0	5.0 U	51.0	102	64-118	
1,1,1-Trichloroethane	50.0	20	66.0	93	68-121	
1,1,2,2-Tetrachloroethane	50.0	5.0 U	50.5	101	63-122	
1,1,2-Trichloro-1,2,2-trichfluoroethane	50.0	5.0 U	48.3	97	70-152	
1,1-Dichloroethane	50.0	13	60.5	96	79-116	
1,1-Dichloroethene	50.0	5.0 U	51.0	102	74-135	
1,1-Dichloropropene	50.0	5.0 U	49.1	98	80-114	
1,2,3-Trichlorobenzene	50.0	5.0 U	44.0	88	45-129	
1,2,3-Trichloropropane	50.0	5.0 U	52.0	104	67-132	
1,2,3-Trimethylbenzene	50.0	25 U	47.2	94	70-130	
1,2,4-Trichlorobenzene	50.0	5.0 U	40.7	81	38-138	
1,2,4-Trimethylbenzene	50.0	5.0 U	46.5	93	67-124	
1,2-Dibromo-3-Chloropropane	50.0	10 U	45.4	91	32-139	
1,2-Dichlorobenzene	50.0	5.0 U	49.4	99	75-111	
1,2-Dichloroethane	50.0	5.0 U	51.5	103	68-129	
1,2-Dichloropropane	50.0	5.0 U	52.0	104	78-115	
1,3-Dichlorobenzene	50.0	5.0 U	48.2	96	73-110	
1,3-Dichloropropane	50.0	5.0 U	53.0	106	74-118	
1,4-Dichlorobenzene	50.0	5.0 U	47.6	95	75-110	
2,2-Dichloropropane	50.0	5.0 U	42.2	84	38-127	
2-Butanone	100	50 U	91.5	92	54-129	
2-Chloroethyl vinyl ether	50.0	50 U	50 U	0	10-150	F
2-Chlorotoluene	50.0	5.0 U	50.5	101	69-117	
2-Hexanone	100	50 U	99.0	99	47-139	
4-Chlorotoluene	50.0	5.0 U	50.0	100	71-116	
p-Isopropyltoluene	50.0	5.0 U	45.4	91	64-122	
4-Methyl-2-pentanone	100	50 U	96.5	97	56-131	
Acetone	100	5.6 J	76.0	70	33-145	
Benzene	50.0	5.0 U	50.5	101	72-121	
Bromobenzene	50.0	5.0 U	51.5	103	71-116	
Bromoform	50.0	5.0 U	51.0	102	32-128	
Bromomethane	50.0	5.0 U	32.1	64	10-186	
Carbon disulfide	50.0	5.0 U	47.7	95	57-147	
Carbon tetrachloride	50.0	5.0 U	51.5	103	59-129	
Chlorobenzene	50.0	5.0 U	49.7	99	80-110	
Dibromochloromethane	50.0	5.0 U	53.0	106	56-118	
Chloroethane	50.0	5.0 U	42.9	86	21-165	
Chloroform	50.0	5.0 U	50.0	100	76-118	
Chloromethane	50.0	5.0 U	43.6	87	33-132	
cis-1,2-Dichloroethene	50.0	170	205	62	70-120	E F
cis-1,3-Dichloropropene	50.0	5.0 U	41.5	83	51-110	

Column to be used to flag recovery and RPD values

FORM III 8260B

FORM III
GC/MS VOA MATRIX SPIKE RECOVERY

Lab Name: TestAmerica North Canton Job No.: 240-1564-1

SDG No.:

Matrix: Water Level: Low Lab File ID: UXX3077.D

Lab ID: 240-1472-B-1 MS Client ID:

COMPOUND	SPIKE ADDED (ug/L)	SAMPLE CONCENTRATION (ug/L)	MS CONCENTRATION (ug/L)	MS % REC	QC LIMITS REC	#
Dibromomethane	50.0	5.0 U	55.0	110	77-121	
Bromochloromethane	50.0	5.0 U	48.3	97	73-121	
Dichlorodifluoromethane	50.0	5.0 U	35.4	71	17-128	
Bromodichloromethane	50.0	5.0 U	52.5	105	67-120	
tert-Butyl alcohol	1000	250 U	633	63	70-130	F
Ethylbenzene	50.0	5.0 U	49.5	99	75-116	
Hexachlorobutadiene	50.0	5.0 U	41.6	83	27-132	
Diisopropyl ether	50.0	50 U	53.5	107	73-118	
Isopropylbenzene	50.0	5.0 U	41.9	84	68-116	
Methyl tert-butyl ether	50.0	25 U	43.3	87	46-144	
Methylene Chloride	50.0	5.0 U	50.5	101	63-128	
m-Xylene & p-Xylene	100	10 U	101	101	75-117	
Naphthalene	50.0	5.0 U	41.3	83	15-158	
n-Butylbenzene	50.0	5.0 U	43.2	86	56-127	
n-Propylbenzene	50.0	5.0 U	46.6	93	64-124	
o-Xylene	50.0	5.0 U	44.9	90	76-116	
sec-Butylbenzene	50.0	5.0 U	43.0	86	60-119	
Styrene	50.0	5.0 U	44.5	89	71-117	
Tetrachloroethene	50.0	7.2	59.0	104	70-117	
Toluene	50.0	5.0 U	54.0	108	78-114	
trans-1,2-Dichloroethene	50.0	3.8 J	52.0	96	80-119	
trans-1,3-Dichloropropene	50.0	5.0 U	46.1	92	46-116	
Trichloroethene	50.0	24	73.5	99	66-120	
Trichlorofluoromethane	50.0	5.0 U	46.4	93	46-157	
Vinyl acetate	50.0	10 U	63.0	126	43-157	
Vinyl chloride	50.0	5.3	51.5	92	49-130	
tert-Butylbenzene	50.0	5.0 U	43.2	86	61-119	
1,2-Dibromoethane	50.0	5.0 U	53.5	107	74-113	

Column to be used to flag recovery and RPD values

FORM III 8260B

FORM III
GC/MS VOA MATRIX SPIKE DUPLICATE RECOVERY

Lab Name: TestAmerica North Canton Job No.: 240-1564-1

SDG No.:

Matrix: Water Level: Low Lab File ID: UXX3078.D

Lab ID: 240-1472-B-1 MSD Client ID:

COMPOUND	SPIKE ADDED (ug/L)	MSD CONCENTRATION (ug/L)	MSD % REC	% RPD	QC LIMITS RPD	QC LIMITS REC	#
1,1,1,2-Tetrachloroethane	50.0	51.5	103	1	30	64-118	
1,1,1-Trichloroethane	50.0	68.5	98	4	30	68-121	
1,1,2,2-Tetrachloroethane	50.0	50.0	100	1	30	63-122	
1,1,2-Trichloro-1,2,2-trichfluoroethane	50.0	49.0	98	1	30	70-152	
1,1-Dichloroethane	50.0	62.0	99	2	30	79-116	
1,1-Dichloroethene	50.0	51.5	103	1	30	74-135	
1,1-Dichloropropene	50.0	49.1	98	0	30	80-114	
1,2,3-Trichlorobenzene	50.0	47.0	94	7	30	45-129	
1,2,3-Trichloropropane	50.0	52.0	104	0	30	67-132	
1,2,3-Trimethylbenzene	50.0	47.0	94	0	30	70-130	
1,2,4-Trichlorobenzene	50.0	44.3	89	9	30	38-138	
1,2,4-Trimethylbenzene	50.0	45.7	91	2	30	67-124	
1,2-Dibromo-3-Chloropropane	50.0	51.5	103	13	30	32-139	
1,2-Dichlorobenzene	50.0	49.3	99	0	30	75-111	
1,2-Dichloroethane	50.0	52.5	105	2	30	68-129	
1,2-Dichloropropane	50.0	50.5	101	3	30	78-115	
1,3-Dichlorobenzene	50.0	46.7	93	3	30	73-110	
1,3-Dichloropropane	50.0	52.0	104	2	30	74-118	
1,4-Dichlorobenzene	50.0	46.3	93	3	30	75-110	
2,2-Dichloropropane	50.0	43.8	88	4	30	38-127	
2-Butanone	100	98.5	99	7	30	54-129	
2-Chloroethyl vinyl ether	50.0	50 U	0	NC	30	10-150	F
2-Chlorotoluene	50.0	48.9	98	3	30	69-117	
2-Hexanone	100	103	103	3	30	47-139	
4-Chlorotoluene	50.0	49.5	99	1	30	71-116	
p-Isopropyltoluene	50.0	44.4	89	2	30	64-122	
4-Methyl-2-pentanone	100	101	101	5	30	56-131	
Acetone	100	94.5	89	22	30	33-145	
Benzene	50.0	50.0	100	1	30	72-121	
Bromobenzene	50.0	50.5	101	2	30	71-116	
Bromoform	50.0	48.8	98	5	30	32-128	
Bromomethane	50.0	40.7	81	24	30	10-186	
Carbon disulfide	50.0	48.2	96	1	30	57-147	
Carbon tetrachloride	50.0	51.5	103	0	30	59-129	
Chlorobenzene	50.0	49.3	99	1	30	80-110	
Dibromochloromethane	50.0	51.0	102	4	30	56-118	
Chloroethane	50.0	47.3	95	10	30	21-165	
Chloroform	50.0	50.0	100	0	30	76-118	
Chloromethane	50.0	43.1	86	1	30	33-132	
cis-1,2-Dichloroethene	50.0	213	78	4	30	70-120	F
cis-1,3-Dichloropropene	50.0	40.7	81	2	30	51-110	

OK

Column to be used to flag recovery and RPD values

FORM III 8260B

FORM III
GC/MS VOA MATRIX SPIKE DUPLICATE RECOVERY

Lab Name: TestAmerica North Canton Job No.: 240-1564-1

SDG No.:

Matrix: Water Level: Low Lab File ID: UXX3078.D

Lab ID: 240-1472-B-1 MSD Client ID:

COMPOUND	SPIKE ADDED (ug/L)	MSD CONCENTRATION (ug/L)	MSD % REC	% RPD	QC LIMITS RPD	QC LIMITS REC	#
Dibromomethane	50.0	54.0	108	2	30	77-121	
Bromochloromethane	50.0	48.6	97	1	30	73-121	
Dichlorodifluoromethane	50.0	36.9	74	4	30	17-128	
Bromodichloromethane	50.0	51.0	102	3	30	67-120	
tert-Butyl alcohol	1000	1060	106	51	30	70-130	F
Ethylbenzene	50.0	48.7	97	2	30	75-116	
Hexachlorobutadiene	50.0	42.9	86	3	30	27-132	
Diisopropyl ether	50.0	55.0	110	3	30	73-118	
Isopropylbenzene	50.0	41.8	84	0	30	68-116	
Methyl tert-butyl ether	50.0	47.7	95	10	30	46-144	
Methylene Chloride	50.0	51.5	103	2	30	63-128	
m-Xylene & p-Xylene	100	99.0	99	2	30	75-117	
Naphthalene	50.0	48.3	97	16	30	15-158	
n-Butylbenzene	50.0	42.4	85	2	30	56-127	
n-Propylbenzene	50.0	45.6	91	2	30	64-124	
o-Xylene	50.0	44.9	90	0	30	76-116	
sec-Butylbenzene	50.0	42.6	85	1	30	60-119	
Styrene	50.0	44.0	88	1	30	71-117	
Tetrachloroethene	50.0	56.0	98	5	30	70-117	
Toluene	50.0	52.5	105	3	30	78-114	
trans-1,2-Dichloroethene	50.0	53.5	99	3	30	80-119	
trans-1,3-Dichloropropene	50.0	45.1	90	2	30	46-116	
Trichloroethene	50.0	73.0	98	1	30	66-120	
Trichlorofluoromethane	50.0	49.4	99	6	30	46-157	
Vinyl acetate	50.0	64.0	128	2	30	43-157	
Vinyl chloride	50.0	53.0	95	3	30	49-130	
tert-Butylbenzene	50.0	42.5	85	2	30	61-119	
1,2-Dibromoethane	50.0	52.5	105	2	30	74-113	

Column to be used to flag recovery and RPD values

FORM III 8260B

FORM V
GC/MS VOA INSTRUMENT PERFORMANCE CHECK
BROMOFLUOROBENZENE (BFB)

Lab Name: TestAmerica North Canton Job No.: 240-1564-1

SDG No.:

Lab File ID: BFB4169.D BFB Injection Date: 06/14/2011

Instrument ID: A3UX10 BFB Injection Time: 11:23

Analysis Batch No.: 4668

M/E	ION ABUNDANCE CRITERIA	% RELATIVE ABUNDANCE	
50	15.0 - 40.0 % of mass 95	18.6	
75	30.0 - 60.0 % of mass 95	50.8	
95	Base Peak, 100% relative abundance	100.0	
96	5.0 - 9.0 % of mass 95	7.0	
173	Less than 2.0 % of mass 174	0.6	(0.7)1
174	50.0 - 120.00 % of mass 95	84.3	
175	5.0 - 9.0 % of mass 174	6.0	(7.1)1
176	95.0 - 101.0 % of mass 174	82.2	(97.5)1
177	5.0 - 9.0 % of mass 176	5.1	(6.2)2

1-Value is % mass 174 2-Value is % mass 176

THIS CHECK APPLIES TO THE FOLLOWING SAMPLES, MS, MSD, BLANKS AND STANDARDS:

CLIENT SAMPLE ID	LAB SAMPLE ID	LAB FILE ID	DATE ANALYZED	TIME ANALYZED
	STD1 240-4668/8	UXX2322.D	06/14/2011	13:56
	STD2 240-4668/9	UXX2323.D	06/14/2011	14:18
	STD3 240-4668/10	UXX2324.D	06/14/2011	14:39
	STD4 240-4668/11	UXX2325.D	06/14/2011	15:01
	STD5 240-4668/12	UXX2326.D	06/14/2011	15:22
	STD6 240-4668/13	UXX2327.D	06/14/2011	15:43

FORM VI
GC/MS VOA INITIAL CALIBRATION DATA
INTERNAL STANDARD CURVE EVALUTION

Lab Name: TestAmerica North Canton Job No.: 240-1564-1 Analy Batch No.: 4668

SDG No.:

Instrument ID: A3UX10 GC Column: DB-624 ID: 0.18(mm) Heated Purge: (Y/N) N

Calibration Start Date: 06/14/2011 13:56 Calibration End Date: 06/14/2011 15:43 Calibration ID: 1491

Calibration Files:

LEVEL:	LAB SAMPLE ID:	LAB FILE ID:
Level 1	STD6 240-4668/13	UXX2327.D
Level 2	STD5 240-4668/12	UXX2326.D
Level 3	STD4 240-4668/11	UXX2325.D
Level 4	STD3 240-4668/10	UXX2324.D
Level 5	STD2 240-4668/9	UXX2323.D
Level 6	STD1 240-4668/8	UXX2322.D

ANALYTE	RRF					CURVE TYPE	COEFFICIENT			#	MIN RRF	%RSD	#	MAX %RSD	R^2 OR COD	#	MIN R^2 OR COD
	LVL 1	LVL 2	LVL 3	LVL 4	LVL 5		B	M1	M2								
	LVL 6																
Dichlorofluoromethane	0.3668	0.3661	0.3879	0.3803	0.3654	Ave		0.3710				2.9		15.0			
	0.3592																
Ethyl ether	0.2199	0.2087	0.2070	0.2037	0.2020	Ave		0.2073				3.2		15.0			
	0.2027																
3-Chloro-1-propene	0.0994	0.1025	0.1063	0.1170	0.1201	Ave		0.1116				9.2		15.0			
	0.1243																
Diisopropyl ether	0.1676	0.1789	0.1894	0.2027	0.2064	Ave		0.1929				9.0		15.0			
	0.2124																
2-Chloro-1,3-butadiene	0.3192	0.3254	0.3406	0.3582	0.3637	Ave		0.3454				5.8		15.0			
	0.3652																
Ethyl-t-butyl ether (ETBE)	0.4964	0.5306	0.5488	0.5909	0.6190	Ave		0.5713				9.7		15.0			
	0.6420																
NA Propionitrile	0.0302	0.0315	0.0326	0.0304	0.0312	Ave		0.0312				2.7		15.0			
	0.0312																
Ethyl acetate	0.1886	0.1837	0.1606	0.1653	0.1555	Ave		0.1702				7.7		15.0			
	0.1675																
Methacrylonitrile	0.1147	0.1172	0.1300	0.1262	0.1194	Ave		0.1216				4.7		15.0			
	0.1218																
NA Isobutyl alcohol	0.0095	0.0107	0.0105	0.0095	0.0092	Ave		0.0098				6.3		15.0			
	0.0095																
Tert-amyl-methyl ether (TAME)	0.3921	0.4181	0.4484	0.4906	0.5133	Ave		0.4674				12.0		15.0			
	0.5421																
NA n-Heptane	0.0386	0.0422	0.0458	0.0472	0.0457	Ave		0.0446				7.9		15.0			
	0.0480																
NA n-Butanol	0.0056	0.0068	0.0072	0.0069	0.0071	Ave		0.0068				9.2		15.0			
	0.0073																
Methyl methacrylate	0.1249	0.1372	0.1392	0.1327	0.1403	Ave		0.1377				6.6		15.0			
	0.1522																
NA 2-Nitropropane	0.0306	0.0311	0.0292	0.0309	0.0324	Ave		0.0320				9.2		15.0			
	0.0376																

Note: The m1 coefficient is the same as Ave RRF for an Ave curve type.

FORM VI
GC/MS VOA INITIAL CALIBRATION DATA
INTERNAL STANDARD CURVE EVALUTION

Lab Name: TestAmerica North Canton Job No.: 240-1564-1 Analy Batch No.: 4668

SDG No.:

Instrument ID: A3UX10 GC Column: DB-624 ID: 0.18(mm) Heated Purge: (Y/N) N

Calibration Start Date: 06/14/2011 13:56 Calibration End Date: 06/14/2011 15:43 Calibration ID: 1491

ANALYTE	RRF					CURVE TYPE	COEFFICIENT			# MIN RRF	%RSD	# MAX %RSD	R^2 OR COD	# MIN R^2 OR COD
	LVL 1 LVL 6	LVL 2	LVL 3	LVL 4	LVL 5		B	M1	M2					
n-Butyl acetate	0.0911 0.1678	0.1020	0.1212	0.1273	0.1538	Lin1	-0.222	0.1619					0.9920	0.9900
Cyclohexanone	0.0391 0.0576	0.0448	0.0545	0.0547	0.0590	Ave		0.0516			15.0	15.0		
1,2,3-Trimethylbenzene	1.6069 2.5260	1.7155	1.9492	2.2905	2.4281	Lin1	-1.338	2.5041					0.9980	0.9900
2-Methylnaphthalene	0.5337 0.9727	0.6470	0.9302	1.1148	1.2672	Qua	-4.037	1.5847	-0.007				0.9960	0.9900

Note: The m1 coefficient is the same as Ave RRF for an Ave curve type.

FORM VI
GC/MS VOA INITIAL CALIBRATION DATA
INTERNAL STANDARD RESPONSE AND CONCENTRATION

Lab Name: TestAmerica North Canton Job No.: 240-1564-1 Analy Batch No.: 4668

SDG No.:

Instrument ID: A3UX10 GC Column: DB-624 ID: 0.18(mm) Heated Purge: (Y/N) N

Calibration Start Date: 06/14/2011 13:56 Calibration End Date: 06/14/2011 15:43 Calibration ID: 1491

Calibration Files:

LEVEL:	LAB SAMPLE ID:	LAB FILE ID:
Level 1	STD6 240-4668/13	UXX2327.D
Level 2	STD5 240-4668/12	UXX2326.D
Level 3	STD4 240-4668/11	UXX2325.D
Level 4	STD3 240-4668/10	UXX2324.D
Level 5	STD2 240-4668/9	UXX2323.D
Level 6	STD1 240-4668/8	UXX2322.D

ANALYTE	IS REF	CURVE TYPE	RESPONSE					CONCENTRATION (UG/L)				
			LVL 1 LVL 6	LVL 2	LVL 3	LVL 4	LVL 5	LVL 1 LVL 6	LVL 2	LVL 3	LVL 4	LVL 5
Dichlorofluoromethane	FB	Ave	56817 2341310	116589	301237	586064	1176221	1.00 40.0	2.00	5.00	10.0	20.0
Ethyl ether	FB	Ave	34065 1320894	66471	160732	313981	650172	1.00 40.0	2.00	5.00	10.0	20.0
3-Chloro-1-propene	FB	Ave	15390 810208	32653	82542	180287	386419	1.00 40.0	2.00	5.00	10.0	20.0
Diisopropyl ether	FB	Ave	129799 6920362	284949	735344	1561608	3321786	5.00 200	10.0	25.0	50.0	100
2-Chloro-1,3-butadiene	FB	Ave	49442 2380180	103642	264520	552086	1170614	1.00 40.0	2.00	5.00	10.0	20.0
Ethyl-t-butyl ether (ETBE)	FB	Ave	76883 4184103	168972	426156	910586	1992520	1.00 40.0	2.00	5.00	10.0	20.0
Propionitrile	FB	Ave	9369 406442	20063	50617	93702	200774	2.00 80.0	4.00	10.0	20.0	40.0
Ethyl acetate	FB	Ave	58407 2183026	116985	249452	509608	1001045	2.00 80.0	4.00	10.0	20.0	40.0
Methacrylonitrile	FB	Ave	17762 794032	37340	100909	194491	384385	1.00 40.0	2.00	5.00	10.0	20.0
Isobutyl alcohol	CBZ	Ave	20315 835364	46049	112010	199362	403793	20.0 800	40.0	100	200	400
Tert-amyl-methyl ether (TAME)	FB	Ave	60729 3532761	133144	348179	756025	1652018	1.00 40.0	2.00	5.00	10.0	20.0
n-Heptane	FB	Ave	5980 312617	13434	35587	72702	147015	1.00 40.0	2.00	5.00	10.0	20.0
n-Butanol	CBZ	Ave	11965 642596	29436	76945	144486	308412	20.0 800	40.0	100	200	400
Methyl methacrylate	FB	Ave	19347 992161	43686	108061	204531	451478	1.00 40.0	2.00	5.00	10.0	20.0
2-Nitropropane	FB	Ave	9466 489817	19779	45380	95275	208852	2.00 80.0	4.00	10.0	20.0	40.0
n-Butyl acetate	CBZ	Lin1	19547 1479674	43884	129734	267652	671766	2.00 80.0	4.00	10.0	20.0	40.0

FORM VI
GC/MS VOA INITIAL CALIBRATION DATA
INTERNAL STANDARD RESPONSE AND CONCENTRATION

Lab Name: TestAmerica North Canton Job No.: 240-1564-1 Analy Batch No.: 4668

SDG No.:

Instrument ID: A3UX10 GC Column: DB-624 ID: 0.18(mm) Heated Purge: (Y/N) N

Calibration Start Date: 06/14/2011 13:56 Calibration End Date: 06/14/2011 15:43 Calibration ID: 1491

ANALYTE	IS REF	CURVE TYPE	RESPONSE					CONCENTRATION (UG/L)				
			LVL 1 LVL 6	LVL 2	LVL 3	LVL 4	LVL 5	LVL 1 LVL 6	LVL 2	LVL 3	LVL 4	LVL 5
Cyclohexanone	DCB	Ave	21788 1483155	50737	161636	322403	745621	10.0 400	20.0	50.0	100	200
1,2,3-Trimethylbenzene	DCB	Lin1	89439 6506794	194465	577970	1349669	3068898	1.00 40.0	2.00	5.00	10.0	20.0
2-Methylnaphthalene	DCB	Qua	59408 5011192	146687	551644	1313806	3203331	2.00 80.0	4.00	10.0	20.0	40.0

Curve Type Legend:

Ave = Average ISTD
Lin1 = Linear 1/conc ISTD
Qua = Quadratic ISTD

FORM V
GC/MS VOA INSTRUMENT PERFORMANCE CHECK
BROMOFLUOROBENZENE (BFB)

Lab Name: TestAmerica North Canton Job No.: 240-1564-1

SDG No.:

Lab File ID: BFB4195.D BFB Injection Date: 07/06/2011

Instrument ID: A3UX10 BFB Injection Time: 12:08

Analysis Batch No.: 7322

M/E	ION ABUNDANCE CRITERIA	% RELATIVE ABUNDANCE	
50	15.0 - 40.0 % of mass 95	19.2	
75	30.0 - 60.0 % of mass 95	49.9	
95	Base Peak, 100% relative abundance	100.0	
96	5.0 - 9.0 % of mass 95	6.8	
173	Less than 2.0 % of mass 174	0.0	(0.0)1
174	50.0 - 120.00 % of mass 95	90.3	
175	5.0 - 9.0 % of mass 174	6.4	(7.1)1
176	95.0 - 101.0 % of mass 174	88.6	(98.1)1
177	5.0 - 9.0 % of mass 176	6.2	(7.0)2

1-Value is % mass 174 2-Value is % mass 176

THIS CHECK APPLIES TO THE FOLLOWING SAMPLES, MS, MSD, BLANKS AND STANDARDS:

CLIENT SAMPLE ID	LAB SAMPLE ID	LAB FILE ID	DATE ANALYZED	TIME ANALYZED
	STD8260 240-7322/2	UXX3021.D	07/06/2011	12:32
	STD8260 240-7322/3	UXX3022.D	07/06/2011	12:53
	STD8260 240-7322/4	UXX3023.D	07/06/2011	13:15
	STD8260 240-7322/5	UXX3024.D	07/06/2011	13:36
	STD8260 240-7322/6	UXX3025.D	07/06/2011	13:57
	STD8260 240-7322/7	UXX3026.D	07/06/2011	14:19
	ICV 240-7322/8	UXX3027.D	07/06/2011	14:40

FORM VI
GC/MS VOA INITIAL CALIBRATION DATA
INTERNAL STANDARD CURVE EVALUTION

Lab Name: TestAmerica North Canton Job No.: 240-1564-1 Analy Batch No.: 7322

SDG No.:

Instrument ID: A3UX10 GC Column: DB-624 ID: 0.18(mm) Heated Purge: (Y/N) N

Calibration Start Date: 07/06/2011 12:32 Calibration End Date: 07/06/2011 14:19 Calibration ID: 2202

Calibration Files:

LEVEL:	LAB SAMPLE ID:	LAB FILE ID:
Level 1	STD8260 240-7322/7	UXX3026.D
Level 2	STD8260 240-7322/6	UXX3025.D
Level 3	STD8260 240-7322/5	UXX3024.D
Level 4	STD8260 240-7322/4	UXX3023.D
Level 5	STD8260 240-7322/3	UXX3022.D
Level 6	STD8260 240-7322/2	UXX3021.D

ANALYTE	RRF					CURVE TYPE	COEFFICIENT			#	MIN RRF	%RSD	#	MAX %RSD	R^2 OR COD	#	MIN R^2 OR COD
	LVL 1 LVL 6	LVL 2	LVL 3	LVL 4	LVL 5		B	M1	M2								
Dichlorodifluoromethane	0.1987 0.2083	0.2560	0.2281	0.2167	0.2118	Ave		0.2199				9.2		15.0			
Chloromethane	0.3221 0.2562	0.2971	0.3033	0.2916	0.2801	Ave		0.2917			0.1000	7.6		15.0			
Vinyl chloride	0.3101 0.2913	0.3247	0.3250	0.3021	0.3059	Ave		0.3098				4.3		15.0			
Bromomethane	0.1861 0.1627	0.1718	0.1698	0.1700	0.1801	Ave		0.1734				4.8		15.0			
Chloroethane	0.2367 0.2225	0.2066	0.2079	0.1964	0.2071	Ave		0.2129				6.7		15.0			
Trichlorofluoromethane	0.2919 0.3161	0.3266	0.2990	0.2994	0.3127	Ave		0.3076				4.2		15.0			
Acrolein	0.0319 0.0342	0.0333	0.0356	0.0361	0.0348	Ave		0.0343				4.5		15.0			
1,1-Dichloroethene	0.2334 0.2388	0.2316	0.2352	0.2355	0.2307	Ave		0.2342				1.3		15.0			
Acetone	0.1012 0.0675	0.0858	0.0775	0.0746	0.0726	Ave		0.0799				15.0		15.0			
1,1,2-Trichloro-1,2,2-trichfluoroethane	0.1714 0.1959	0.2188	0.1863	0.1887	0.1872	Ave		0.1914				8.2		15.0			
Iodomethane	0.4099 0.3899	0.3830	0.4123	0.4053	0.4046	Ave		0.4008				2.9		15.0			
Carbon disulfide	0.7106 0.7595	0.6828	0.7399	0.7488	0.7565	Ave		0.7330				4.1		15.0			
Acetonitrile	0.0329 0.0282	0.0299	0.0320	0.0308	0.0277	Ave		0.0302				6.8		15.0			
Methyl acetate	0.1853 0.1651	0.1789	0.1776	0.1758	0.1774	Ave		0.1767				3.7		15.0			
Methylene Chloride	0.5375 0.2732	0.3860	0.3260	0.2984	0.2855	Lin1	0.2625	0.2691							1.0000		0.9900

Note: The m1 coefficient is the same as Ave RRF for an Ave curve type.

FORM VI
GC/MS VOA INITIAL CALIBRATION DATA
INTERNAL STANDARD CURVE EVALUTION

Lab Name: TestAmerica North Canton Job No.: 240-1564-1 Analy Batch No.: 7322

SDG No.:

Instrument ID: A3UX10 GC Column: DB-624 ID: 0.18(mm) Heated Purge: (Y/N) N

Calibration Start Date: 07/06/2011 12:32 Calibration End Date: 07/06/2011 14:19 Calibration ID: 2202

ANALYTE	RRF					CURVE TYPE	COEFFICIENT			#	MIN RRF	%RSD	#	MAX %RSD	R^2 OR COD	#	MIN R^2 OR COD
	LVL 1 LVL 6	LVL 2	LVL 3	LVL 4	LVL 5		B	M1	M2								
tert-Butyl alcohol	0.0145 0.0146	0.0141	0.0153	0.0153	0.0152	Ave		0.0148				3.6		15.0			
Acrylonitrile	0.0911 0.0874	0.0913	0.0910	0.0940	0.0931	Ave		0.0913				2.5		15.0			
Methyl tert-butyl ether	0.6280 0.6916	0.5814	0.6703	0.6678	0.7073	Ave		0.6577				7.0		15.0			
trans-1,2-Dichloroethene	0.2705 0.2755	0.2615	0.2816	0.2760	0.2818	Ave		0.2745				2.8		15.0			
Hexane	0.0434 0.0608	0.0635	0.0533	0.0560	0.0570	Ave		0.0557				13.0		15.0			
1,1-Dichloroethane	0.4599 0.4708	0.4362	0.4738	0.4690	0.4759	Ave		0.4643			0.1000	3.2		15.0			
Vinyl acetate	0.0199 0.0326	0.0226	0.0264	0.0294	0.0328	Lin1	-0.017	0.0328							0.9980		0.9900
2-Butanone	0.0807 0.0763	0.0788	0.0768	0.0785	0.0807	Ave		0.0786				2.4		15.0			
cis-1,2-Dichloroethene	0.2880 0.2929	0.2634	0.2902	0.2914	0.2978	Ave		0.2873				4.2		15.0			
2,2-Dichloropropane	0.2481 0.2708	0.2392	0.2566	0.2667	0.2724	Ave		0.2590				5.2		15.0			
Bromochloromethane	0.1401 0.1354	0.1270	0.1406	0.1372	0.1389	Ave		0.1365				3.7		15.0			
Tetrahydrofuran	0.0563 0.0529	0.0487	0.0523	0.0536	0.0554	Ave		0.0532				5.0		15.0			
Chloroform	0.4605 0.4569	0.4278	0.4660	0.4547	0.4676	Ave		0.4556				3.2		15.0			
1,1,1-Trichloroethane	0.3288 0.3479	0.3256	0.3494	0.3449	0.3568	Ave		0.3423				3.6		15.0			
Cyclohexane	0.3324 0.4575	0.4199	0.4118	0.4308	0.4416	Ave		0.4157				11.0		15.0			
1,1-Dichloropropene	0.2951 0.3474	0.2885	0.3160	0.3268	0.3440	Ave		0.3196				7.7		15.0			
Carbon tetrachloride	0.2435 0.2990	0.2654	0.2773	0.2854	0.2945	Ave		0.2775				7.4		15.0			
1,2-Dichloroethane	0.3109 0.3233	0.2838	0.3178	0.3190	0.3304	Ave		0.3142				5.2		15.0			
Benzene	0.9726 1.0105	0.8845	0.9723	0.9699	1.0107	Ave		0.9701				4.8		15.0			
Trichloroethene	0.2255 0.2470	0.2127	0.2247	0.2353	0.2441	Ave		0.2315				5.6		15.0			

Note: The m1 coefficient is the same as Ave RRF for an Ave curve type.

FORM VI
GC/MS VOA INITIAL CALIBRATION DATA
INTERNAL STANDARD CURVE EVALUTION

Lab Name: TestAmerica North Canton Job No.: 240-1564-1 Analy Batch No.: 7322

SDG No.:

Instrument ID: A3UX10 GC Column: DB-624 ID: 0.18(mm) Heated Purge: (Y/N) N

Calibration Start Date: 07/06/2011 12:32 Calibration End Date: 07/06/2011 14:19 Calibration ID: 2202

ANALYTE	RRF					CURVE TYPE	COEFFICIENT			#	MIN RRF	%RSD	#	MAX %RSD	R^2 OR COD	#	MIN R^2 OR COD
	LVL 1	LVL 2	LVL 3	LVL 4	LVL 5		B	M1	M2								
	LVL 6																
1,2-Dichloropropane	0.2025	0.1808	0.2040	0.2082	0.2183	Ave		0.2056				6.9		15.0			
	0.2196																
Methylcyclohexane	0.3193	0.4085	0.3918	0.4308	0.4380	Ave		0.4096				13.0		15.0			
	0.4695																
Dibromomethane	0.1202	0.1084	0.1217	0.1224	0.1279	Ave		0.1209				5.5		15.0			
	0.1248																
1,4-Dioxane	0.0018	0.0021	0.0023	0.0023	0.0023	Ave		0.0022				9.3		15.0			
	0.0021																
Bromodichloromethane	0.2360	0.2162	0.2392	0.2477	0.2667	Ave		0.2466				8.6		15.0			
	0.2739																
2-Chloroethyl vinyl ether	0.0634	0.0634	0.0751	0.0863	0.0930	Lin1	-0.081	0.0911							0.9980		0.9900
	0.0893																
cis-1,3-Dichloropropene	0.2023	0.1944	0.2322	0.2544	0.2836	Lin1	-0.151	0.2910							0.9970		0.9900
	0.2955																
4-Methyl-2-pentanone	0.1142	0.1211	0.1315	0.1509	0.1580	Ave		0.1380				13.0		15.0			
	0.1525																
Toluene	1.1007	1.0764	1.2600	1.3263	1.4028	Ave		1.2636				12.0		15.0			
	1.4154																
trans-1,3-Dichloropropene	0.2356	0.2324	0.2798	0.3095	0.3497	Lin1	-0.190	0.3531							0.9970		0.9900
	0.3553																
Ethyl methacrylate	0.1843	0.1989	0.2530	0.2805	0.3195	Lin1	-0.185	0.3161							0.9980		0.9900
	0.3125																
1,1,2-Trichloroethane	0.2261	0.2164	0.2276	0.2369	0.2445	Ave		0.2308				4.2		15.0			
	0.2335																
1,3-Dichloropropane	0.3848	0.3656	0.4115	0.4185	0.4353	Ave		0.4064				6.4		15.0			
	0.4225																
Tetrachloroethene	0.2522	0.2473	0.2666	0.2733	0.2840	Ave		0.2686				6.1		15.0			
	0.2878																
2-Hexanone	0.0929	0.1045	0.1152	0.1307	0.1393	Ave		0.1176				15.0		15.0			
	0.1231																
Dibromochloromethane	0.2144	0.1937	0.2218	0.2381	0.2589	Ave		0.2319				12.0		15.0			
	0.2644																
1,2-Dibromoethane	0.2025	0.1982	0.2224	0.2250	0.2440	Ave		0.2206				7.9		15.0			
	0.2313																
Chlorobenzene	0.8550	0.8128	0.8901	0.8846	0.9305	Ave		0.8834			0.3000	5.1		15.0			
	0.9272																
1,1,1,2-Tetrachloroethane	0.2849	0.2787	0.3098	0.3364	0.3534	Ave		0.3209				11.0		15.0			
	0.3625																
Ethylbenzene	0.3791	0.3936	0.4645	0.4940	0.5207	Ave		0.4644				14.0		15.0			
	0.5345																

NA

Note: The m1 coefficient is the same as Ave RRF for an Ave curve type.

FORM VI
GC/MS VOA INITIAL CALIBRATION DATA
INTERNAL STANDARD CURVE EVALUTION

Lab Name: TestAmerica North Canton Job No.: 240-1564-1 Analy Batch No.: 7322

SDG No.:

Instrument ID: A3UX10 GC Column: DB-624 ID: 0.18(mm) Heated Purge: (Y/N) N

Calibration Start Date: 07/06/2011 12:32 Calibration End Date: 07/06/2011 14:19 Calibration ID: 2202

ANALYTE	RRF					CURVE TYPE	COEFFICIENT			#	MIN RRF	%RSD	#	MAX %RSD	R^2 OR COD	#	MIN R^2 OR COD
	LVL 1	LVL 2	LVL 3	LVL 4	LVL 5		B	M1	M2								
	LVL 6																
m-Xylene & p-Xylene	0.4790	0.5051	0.6042	0.6409	0.6748	Ave		0.5995				15.0		15.0			
	0.6932																
o-Xylene	0.4748	0.4936	0.6156	0.6639	0.7020	Lin1	-0.349	0.7215							0.9990		0.9900
	0.7241																
Styrene	0.6932	0.7521	0.9515	1.0307	1.1037	Lin1	-0.610	1.1360							0.9990		0.9900
	1.1403																
Bromoform	0.1323	0.1286	0.1444	0.1592	0.1720	Ave		0.1523			0.1000	13.0		15.0			
	0.1773																
Isopropylbenzene	1.1856	1.2710	1.5722	1.7199	1.8453	Lin1	-1.061	1.9213							0.9980		0.9900
	1.9450																
1,1,2,2-Tetrachloroethane	0.4919	0.4671	0.4965	0.4995	0.5334	Ave		0.4979			0.3000	4.3		15.0			
	0.4987																
Bromobenzene	0.4903	0.4873	0.5488	0.5629	0.5998	Ave		0.5473				9.0		15.0			
	0.5945																
1,2,3-Trichloropropane	0.1677	0.1426	0.1620	0.1601	0.1703	Ave		0.1598				6.2		15.0			
	0.1560																
trans-1,4-Dichloro-2-butene	0.0797	0.0836	0.0960	0.1081	0.1242	Lin1	-0.067	0.1235							0.9970		0.9900
	0.1235																
n-Propylbenzene	0.4474	0.4761	0.5972	0.6282	0.6900	Lin1	-0.339	0.6945							0.9990		0.9900
	0.6917																
2-Chlorotoluene	0.4819	0.4792	0.5561	0.5708	0.6120	Ave		0.5512				11.0		15.0			
	0.6074																
1,3,5-Trimethylbenzene	1.3792	1.4933	1.9063	2.0356	2.2076	Lin1	-1.222	2.2642							0.9990		0.9900
	2.2718																
4-Chlorotoluene	0.4561	0.5064	0.5729	0.5976	0.6299	Ave		0.5653				12.0		15.0			
	0.6291																
tert-Butylbenzene	1.1726	1.2243	1.5289	1.7316	1.9082	Lin1	-1.217	1.9743							0.9970		0.9900
	1.9987																
1,2,4-Trimethylbenzene	1.4816	1.6101	2.0379	2.1459	2.3293	Lin1	-1.197	2.3696							0.9990		0.9900
	2.3678																
sec-Butylbenzene	1.7609	1.9653	2.3523	2.5153	2.7386	Lin1	-1.486	2.8299							0.9980		0.9900
	2.8611																
1,3-Dichlorobenzene	1.2000	1.1053	1.2310	1.2413	1.3146	Ave		1.2321				6.1		15.0			
	1.3003																
p-Isopropyltoluene	1.5503	1.7134	2.1345	2.2440	2.4405	Lin1	-1.292	2.5034							0.9990		0.9900
	2.5153																
1,4-Dichlorobenzene	1.3168	1.2162	1.3112	1.2998	1.3672	Ave		1.3114				4.1		15.0			
	1.3569																
n-Butylbenzene	1.4075	1.4798	1.8111	1.9522	2.1237	Lin1	-1.159	2.1946							0.9980		0.9900
	2.2201																

Note: The m1 coefficient is the same as Ave RRF for an Ave curve type.

FORM VI
GC/MS VOA INITIAL CALIBRATION DATA
INTERNAL STANDARD CURVE EVALUTION

Lab Name: TestAmerica North Canton Job No.: 240-1564-1 Analy Batch No.: 7322

SDG No.:

Instrument ID: A3UX10 GC Column: DB-624 ID: 0.18(mm) Heated Purge: (Y/N) N

Calibration Start Date: 07/06/2011 12:32 Calibration End Date: 07/06/2011 14:19 Calibration ID: 2202

ANALYTE	RRF					CURVE TYPE	COEFFICIENT			#	MIN RRF	%RSD	#	MAX %RSD	R^2 OR COD	#	MIN R^2 OR COD
	LVL 1 LVL 6	LVL 2	LVL 3	LVL 4	LVL 5		B	M1	M2								
1,2-Dichlorobenzene	1.2060 1.3029	1.1570	1.2699	1.2772	1.3226	Ave		1.2559				5.0		15.0			
1,2-Dibromo-3-Chloropropane	0.0803 0.0920	0.0823	0.0873	0.0900	0.0979	Ave		0.0883				7.3		15.0			
1,3,5-Trichlorobenzene	0.9268 1.0036	0.8682	0.9482	0.9365	0.9723	Ave		0.9426				4.9		15.0			
1,2,4-Trichlorobenzene	0.7400 0.8563	0.7384	0.8176	0.8024	0.8633	Ave		0.8030				6.8		15.0			
Hexachlorobutadiene	0.3619 0.3791	0.3692	0.3745	0.3477	0.3507	Ave		0.3639				3.5		15.0			
Naphthalene	1.2690 1.7374	1.3696	1.6818	1.7436	1.9066	Ave		1.6180				15.0		15.0			
1,2,3-Trichlorobenzene	0.7672 0.7250	0.7658	0.8236	0.7615	0.7610	Ave		0.7673				4.1		15.0			
Dibromofluoromethane (Surr)	0.2221 0.2302	0.2185	0.2306	0.2327	0.2346	Ave		0.2281				2.8		15.0			
1,2-Dichloroethane-d4 (Surr)	0.2743 0.2751	0.2445	0.2605	0.2736	0.2818	Ave		0.2683				5.1		15.0			
Toluene-d8 (Surr)	0.8865 1.1736	0.9167	1.0401	1.1079	1.1653	Ave		1.0483				12.0		15.0			
4-Bromofluorobenzene (Surr)	0.3718 0.4836	0.3824	0.4329	0.4584	0.4836	Ave		0.4354				11.0		15.0			

Note: The m1 coefficient is the same as Ave RRF for an Ave curve type.

FORM VI
GC/MS VOA INITIAL CALIBRATION DATA
INTERNAL STANDARD RESPONSE AND CONCENTRATION

Lab Name: TestAmerica North Canton Job No.: 240-1564-1 Analy Batch No.: 7322

SDG No.:

Instrument ID: A3UX10 GC Column: DB-624 ID: 0.18(mm) Heated Purge: (Y/N) N

Calibration Start Date: 07/06/2011 12:32 Calibration End Date: 07/06/2011 14:19 Calibration ID: 2202

Calibration Files:

LEVEL:	LAB SAMPLE ID:	LAB FILE ID:
Level 1	STD8260 240-7322/7	UXX3026.D
Level 2	STD8260 240-7322/6	UXX3025.D
Level 3	STD8260 240-7322/5	UXX3024.D
Level 4	STD8260 240-7322/4	UXX3023.D
Level 5	STD8260 240-7322/3	UXX3022.D
Level 6	STD8260 240-7322/2	UXX3021.D

ANALYTE	IS REF	CURVE TYPE	RESPONSE					CONCENTRATION (UG/L)				
			LVL 1 LVL 6	LVL 2	LVL 3	LVL 4	LVL 5	LVL 1 LVL 6	LVL 2	LVL 3	LVL 4	LVL 5
Dichlorodifluoromethane	FB	Ave	26050 1284603	68350	159047	315534	652647	1.00 40.0	2.00	5.00	10.0	20.0
Chloromethane	FB	Ave	42224 1579508	79331	211479	424671	863061	1.00 40.0	2.00	5.00	10.0	20.0
Vinyl chloride	FB	Ave	40650 1796270	86680	226616	439880	942533	1.00 40.0	2.00	5.00	10.0	20.0
Bromomethane	FB	Ave	24391 1003431	45877	118409	247554	554755	1.00 40.0	2.00	5.00	10.0	20.0
Chloroethane	FB	Ave	31021 1371833	55163	144969	285930	638191	1.00 40.0	2.00	5.00	10.0	20.0
Trichlorofluoromethane	FB	Ave	38257 1949134	87202	208515	435936	963491	1.00 40.0	2.00	5.00	10.0	20.0
Acrolein	FB	Ave	41802 2111446	88834	248254	525031	1073291	10.0 400	20.0	50.0	100	200
1,1-Dichloroethene	FB	Ave	30597 1472243	61836	164011	342932	710844	1.00 40.0	2.00	5.00	10.0	20.0
Acetone	FB	Ave	26524 831896	45789	108153	217293	447454	2.00 80.0	4.00	10.0	20.0	40.0
1,1,2-Trichloro-1,2,2-trichfluoroethane	FB	Ave	22469 1207710	58415	129910	274806	576723	1.00 40.0	2.00	5.00	10.0	20.0
Iodomethane	FB	Ave	53727 2403864	102249	287496	590181	1246512	1.00 40.0	2.00	5.00	10.0	20.0
Carbon disulfide	FB	Ave	93143 4682760	182300	515941	1090446	2330601	1.00 40.0	2.00	5.00	10.0	20.0
Acetonitrile	FB	Ave	43074 1737138	79849	223193	447998	852965	10.0 400	20.0	50.0	100	200
Methyl acetate	FB	Ave	48590 2035824	95507	247665	512085	1093301	2.00 80.0	4.00	10.0	20.0	40.0
Methylene Chloride	FB	Lin1	70456 1684608	103059	227302	434474	879674	1.00 40.0	2.00	5.00	10.0	20.0
tert-Butyl alcohol	FB	Ave	37907 1806056	75047	213904	445273	939289	20.0 800	40.0	100	200	400

FORM VI
GC/MS VOA INITIAL CALIBRATION DATA
INTERNAL STANDARD RESPONSE AND CONCENTRATION

Lab Name: TestAmerica North Canton Job No.: 240-1564-1 Analy Batch No.: 7322

SDG No.:

Instrument ID: A3UX10 GC Column: DB-624 ID: 0.18(mm) Heated Purge: (Y/N) N

Calibration Start Date: 07/06/2011 12:32 Calibration End Date: 07/06/2011 14:19 Calibration ID: 2202

ANALYTE	IS REF	CURVE TYPE	RESPONSE					CONCENTRATION (UG/L)				
			LVL 1 LVL 6	LVL 2	LVL 3	LVL 4	LVL 5	LVL 1 LVL 6	LVL 2	LVL 3	LVL 4	LVL 5
Acrylonitrile	FB	Ave	23890 1078368	48736	126954	273621	573441	2.00 80.0	4.00	10.0	20.0	40.0
Methyl tert-butyl ether	FB	Ave	82320 4264115	155220	467437	972368	2179153	1.00 40.0	2.00	5.00	10.0	20.0
trans-1,2-Dichloroethene	FB	Ave	35461 1698584	69820	196358	401845	868192	1.00 40.0	2.00	5.00	10.0	20.0
Hexane	FB	Ave	5694 374724	16945	37148	81551	175561	1.00 40.0	2.00	5.00	10.0	20.0
1,1-Dichloroethane	FB	Ave	60285 2902847	116460	330413	682885	1466111	1.00 40.0	2.00	5.00	10.0	20.0
Vinyl acetate	FB	Lin1	2610 200744	6043	18441	42880	101002	1.00 40.0	2.00	5.00	10.0	20.0
2-Butanone	FB	Ave	21153 940518	42081	107079	228660	497348	2.00 80.0	4.00	10.0	20.0	40.0
cis-1,2-Dichloroethene	FB	Ave	37757 1806022	70330	202377	424397	917620	1.00 40.0	2.00	5.00	10.0	20.0
2,2-Dichloropropane	FB	Ave	32526 1669740	63864	178929	388407	839215	1.00 40.0	2.00	5.00	10.0	20.0
Bromochloromethane	FB	Ave	18360 834582	33895	98053	199769	427901	1.00 40.0	2.00	5.00	10.0	20.0
Tetrahydrofuran	FB	Ave	7378 326337	13015	36489	78058	170759	1.00 40.0	2.00	5.00	10.0	20.0
Chloroform	FB	Ave	60368 2817101	114224	324941	662064	1440623	1.00 40.0	2.00	5.00	10.0	20.0
1,1,1-Trichloroethane	FB	Ave	43101 2145248	86938	243668	502231	1099304	1.00 40.0	2.00	5.00	10.0	20.0
Cyclohexane	FB	Ave	43576 2820720	112110	287204	627319	1360476	1.00 40.0	2.00	5.00	10.0	20.0
1,1-Dichloropropene	FB	Ave	38681 2142064	77013	220377	475913	1059808	1.00 40.0	2.00	5.00	10.0	20.0
Carbon tetrachloride	FB	Ave	31919 1843841	70857	193353	415581	907463	1.00 40.0	2.00	5.00	10.0	20.0
1,2-Dichloroethane	FB	Ave	40759 1993201	75768	221636	464515	1017775	1.00 40.0	2.00	5.00	10.0	20.0
Benzene	FB	Ave	127492 6230555	236133	678013	1412288	3113735	1.00 40.0	2.00	5.00	10.0	20.0
Trichloroethene	FB	Ave	29563 1522864	56779	156693	342610	751974	1.00 40.0	2.00	5.00	10.0	20.0
1,2-Dichloropropane	FB	Ave	26540 1354351	48276	142231	303221	672660	1.00 40.0	2.00	5.00	10.0	20.0
Methylcyclohexane	FB	Ave	41858 2894891	109061	273225	627285	1349320	1.00 40.0	2.00	5.00	10.0	20.0

FORM VI
GC/MS VOA INITIAL CALIBRATION DATA
INTERNAL STANDARD RESPONSE AND CONCENTRATION

Lab Name: TestAmerica North Canton Job No.: 240-1564-1 Analy Batch No.: 7322

SDG No.:

Instrument ID: A3UX10 GC Column: DB-624 ID: 0.18(mm) Heated Purge: (Y/N) N

Calibration Start Date: 07/06/2011 12:32 Calibration End Date: 07/06/2011 14:19 Calibration ID: 2202

ANALYTE	IS REF	CURVE TYPE	RESPONSE					CONCENTRATION (UG/L)				
			LVL 1 LVL 6	LVL 2	LVL 3	LVL 4	LVL 5	LVL 1 LVL 6	LVL 2	LVL 3	LVL 4	LVL 5
Dibromomethane	FB	Ave	15759 769592	28943	84837	178216	394158	1.00 40.0	2.00	5.00	10.0	20.0
1,4-Dioxane	FB	Ave	11939 650043	28693	81797	170625	354656	50.0 2000	100	250	500	1000
Bromodichloromethane	FB	Ave	30937 1688783	57730	166829	360685	821716	1.00 40.0	2.00	5.00	10.0	20.0
2-Chloroethyl vinyl ether	FB	Lin1	16608 1101515	33872	104717	251469	572909	2.00 80.0	4.00	10.0	20.0	40.0
cis-1,3-Dichloropropene	FB	Lin1	26515 1822091	51901	161955	370467	873693	1.00 40.0	2.00	5.00	10.0	20.0
4-Methyl-2-pentanone	FB	Ave	29927 1880686	64667	183412	439477	973397	2.00 80.0	4.00	10.0	20.0	40.0
Toluene	CBZ	Ave	99106 5990773	194832	595409	1315666	2942008	1.00 40.0	2.00	5.00	10.0	20.0
trans-1,3-Dichloropropene	CBZ	Lin1	21210 1503837	42065	132223	306998	733379	1.00 40.0	2.00	5.00	10.0	20.0
Ethyl methacrylate	CBZ	Lin1	16598 1322654	36000	119548	278292	670077	1.00 40.0	2.00	5.00	10.0	20.0
1,1,2-Trichloroethane	CBZ	Ave	20357 988321	39171	107539	235027	512845	1.00 40.0	2.00	5.00	10.0	20.0
1,3-Dichloropropane	CBZ	Ave	34643 1788431	66178	194458	415188	912925	1.00 40.0	2.00	5.00	10.0	20.0
Tetrachloroethene	CBZ	Ave	22709 1218096	44771	125986	271119	595701	1.00 40.0	2.00	5.00	10.0	20.0
2-Hexanone	CBZ	Ave	16732 1042244	37835	108840	259271	584313	2.00 80.0	4.00	10.0	20.0	40.0
Dibromochloromethane	CBZ	Ave	19301 1119244	35065	104820	236230	543034	1.00 40.0	2.00	5.00	10.0	20.0
1,2-Dibromoethane	CBZ	Ave	18233 979213	35870	105094	223152	511634	1.00 40.0	2.00	5.00	10.0	20.0
Chlorobenzene	CBZ	Ave	76980 3924676	147122	420606	877529	1951423	1.00 40.0	2.00	5.00	10.0	20.0
1,1,1,2-Tetrachloroethane	CBZ	Ave	25654 1534371	50446	146371	333662	741163	1.00 40.0	2.00	5.00	10.0	20.0
Ethylbenzene	CBZ	Ave	34135 2262446	71245	219504	490044	1091995	1.00 40.0	2.00	5.00	10.0	20.0
m-Xylene & p-Xylene	CBZ	Ave	86261 5867904	182844	571023	1271488	2830198	2.00 80.0	4.00	10.0	20.0	40.0
o-Xylene	CBZ	Lin1	42752 3064793	89338	290897	658531	1472186	1.00 40.0	2.00	5.00	10.0	20.0
Styrene	CBZ	Lin1	62419 4826426	136131	449608	1022422	2314652	1.00 40.0	2.00	5.00	10.0	20.0

FORM VI
GC/MS VOA INITIAL CALIBRATION DATA
INTERNAL STANDARD RESPONSE AND CONCENTRATION

Lab Name: TestAmerica North Canton Job No.: 240-1564-1 Analy Batch No.: 7322

SDG No.:

Instrument ID: A3UX10 GC Column: DB-624 ID: 0.18(mm) Heated Purge: (Y/N) N

Calibration Start Date: 07/06/2011 12:32 Calibration End Date: 07/06/2011 14:19 Calibration ID: 2202

ANALYTE	IS REF	CURVE TYPE	RESPONSE					CONCENTRATION (UG/L)				
			LVL 1 LVL 6	LVL 2	LVL 3	LVL 4	LVL 5	LVL 1 LVL 6	LVL 2	LVL 3	LVL 4	LVL 5
Bromoform	CBZ	Ave	11910 750336	23284	68247	157918	360798	1.00 40.0	2.00	5.00	10.0	20.0
Isopropylbenzene	CBZ	Lin1	106752 8232694	230053	742935	1706159	3870091	1.00 40.0	2.00	5.00	10.0	20.0
1,1,2,2-Tetrachloroethane	DCB	Ave	32909 1619673	64082	180660	381375	839952	1.00 40.0	2.00	5.00	10.0	20.0
Bromobenzene	DCB	Ave	32808 1930751	66855	199696	429776	944544	1.00 40.0	2.00	5.00	10.0	20.0
1,2,3-Trichloropropane	DCB	Ave	11219 506721	19562	58928	122265	268192	1.00 40.0	2.00	5.00	10.0	20.0
trans-1,4-Dichloro-2-butene	DCB	Lin1	5334 401199	11466	34945	82510	195566	1.00 40.0	2.00	5.00	10.0	20.0
n-Propylbenzene	DCB	Lin1	29936 2246453	65316	217293	479634	1086579	1.00 40.0	2.00	5.00	10.0	20.0
2-Chlorotoluene	DCB	Ave	32240 1972734	65740	202347	435811	963726	1.00 40.0	2.00	5.00	10.0	20.0
1,3,5-Trimethylbenzene	DCB	Lin1	92277 7377945	204859	693609	1554145	3476411	1.00 40.0	2.00	5.00	10.0	20.0
4-Chlorotoluene	DCB	Ave	30519 2042930	69466	208439	456303	991971	1.00 40.0	2.00	5.00	10.0	20.0
tert-Butylbenzene	DCB	Lin1	78454 6490924	167962	556270	1322074	3004849	1.00 40.0	2.00	5.00	10.0	20.0
1,2,4-Trimethylbenzene	DCB	Lin1	99132 7689527	220880	741479	1638359	3668062	1.00 40.0	2.00	5.00	10.0	20.0
sec-Butylbenzene	DCB	Lin1	117817 9291581	269615	855858	1920400	4312537	1.00 40.0	2.00	5.00	10.0	20.0
1,3-Dichlorobenzene	DCB	Ave	80293 4222992	151635	447885	947761	2070092	1.00 40.0	2.00	5.00	10.0	20.0
p-Isopropyltoluene	DCB	Lin1	103728 8168840	235049	776621	1713324	3843124	1.00 40.0	2.00	5.00	10.0	20.0
1,4-Dichlorobenzene	DCB	Ave	88105 4406549	166848	477068	992429	2153028	1.00 40.0	2.00	5.00	10.0	20.0
n-Butylbenzene	DCB	Lin1	94174 7210003	203004	658966	1490510	3344234	1.00 40.0	2.00	5.00	10.0	20.0
1,2-Dichlorobenzene	DCB	Ave	80693 4231226	158725	462037	975106	2082691	1.00 40.0	2.00	5.00	10.0	20.0
1,2-Dibromo-3-Chloropropane	DCB	Ave	5374 298910	11288	31760	68744	154123	1.00 40.0	2.00	5.00	10.0	20.0
1,3,5-Trichlorobenzene	DCB	Ave	62010 3259344	119111	344993	715010	1531057	1.00 40.0	2.00	5.00	10.0	20.0
1,2,4-Trichlorobenzene	DCB	Ave	49510 2780970	101298	297479	612659	1359435	1.00 40.0	2.00	5.00	10.0	20.0

FORM VI
GC/MS VOA INITIAL CALIBRATION DATA
INTERNAL STANDARD RESPONSE AND CONCENTRATION

Lab Name: TestAmerica North Canton Job No.: 240-1564-1 Analy Batch No.: 7322

SDG No.:

Instrument ID: A3UX10 GC Column: DB-624 ID: 0.18(mm) Heated Purge: (Y/N) N

Calibration Start Date: 07/06/2011 12:32 Calibration End Date: 07/06/2011 14:19 Calibration ID: 2202

ANALYTE	IS REF	CURVE TYPE	RESPONSE					CONCENTRATION (UG/L)				
			LVL 1 LVL 6	LVL 2	LVL 3	LVL 4	LVL 5	LVL 1 LVL 6	LVL 2	LVL 3	LVL 4	LVL 5
Hexachlorobutadiene	DCB	Ave	24215 1231092	50651	136278	265481	552203	1.00 40.0	2.00	5.00	10.0	20.0
Naphthalene	DCB	Ave	84905 5642288	187889	611921	1331224	3002410	1.00 40.0	2.00	5.00	10.0	20.0
1,2,3-Trichlorobenzene	DCB	Ave	51330 2354355	105057	299673	581413	1198328	1.00 40.0	2.00	5.00	10.0	20.0
Dibromofluoromethane (Surr)	FB	Ave	29118 1419490	58339	160843	338896	722719	1.00 40.0	2.00	5.00	10.0	20.0
1,2-Dichloroethane-d4 (Surr)	FB	Ave	35961 1696256	65282	181677	398411	868181	1.00 40.0	2.00	5.00	10.0	20.0
Toluene-d8 (Surr)	CBZ	Ave	79822 4967298	165939	491466	1098977	2443972	1.00 40.0	2.00	5.00	10.0	20.0
4-Bromofluorobenzene (Surr)	CBZ	Ave	33475 2046791	69224	204551	454686	1014277	1.00 40.0	2.00	5.00	10.0	20.0

Curve Type Legend:
Ave = Average ISTD
Lin1 = Linear 1/conc ISTD

FORM VII
GC/MS VOA CONTINUING CALIBRATION DATA

Lab Name: TestAmerica North Canton Job No.: 240-1564-1

SDG No.:

Lab Sample ID: ICV 240-7322/8 Calibration Date: 07/06/2011 14:40

Instrument ID: A3UX10 Calib Start Date: 07/06/2011 12:32

GC Column: DB-624 ID: 0.18(mm) Calib End Date: 07/06/2011 14:19

Lab File ID: UXX3027.D Conc. Units: ug/L Heated Purge: (Y/N) N

ANALYTE	CURVE TYPE	AVE RRF	RRF	MIN RRF	CALC AMOUNT	SPIKE AMOUNT	%D	MAX %D
Dichlorodifluoromethane	Ave	0.2199	0.2340		10.6	10.0	6.4	50.0
Chloromethane	Ave	0.2917	0.3063	0.1000	10.5	10.0	5.0	50.0
Vinyl chloride	Ave	0.3098	0.3232		10.4	10.0	4.3	20.0
Bromomethane	Ave	0.1734	0.1658		9.56	10.0	-4.4	50.0
Chloroethane	Ave	0.2129	0.2060		9.68	10.0	-3.2	50.0
Trichlorofluoromethane	Ave	0.3076	0.3355		10.9	10.0	9.1	50.0
Acrolein	Ave	0.0343	0.0338		29.6	30.0	-1.4	50.0
1,1-Dichloroethene	Ave	0.2342	0.2519		10.8	10.0	7.5	20.0
Acetone	Ave	0.0799	0.0707		17.7	20.0	-11.4	50.0
1,1,2-Trichloro-1,2,2-trichfluoroethane	Ave	0.1914	0.2139		11.2	10.0	11.7	50.0
Iodomethane	Ave	0.4008	0.4573		11.4	10.0	14.1	50.0
Carbon disulfide	Ave	0.7330	0.8033		11.0	10.0	9.6	50.0
Acetonitrile	Ave	0.0302	0.0290		28.8	30.0	-4.0	50.0
Methyl acetate	Ave	0.1767	0.1602		9.07	10.0	-9.3	50.0
Methylene Chloride	Lin1		0.3122		10.6	10.0	6.0	50.0
tert-Butyl alcohol	Ave	0.0148	0.0142		191	200	-4.6	50.0
Acrylonitrile	Ave	0.0913	0.0894		29.4	30.0	-2.1	50.0
Methyl tert-butyl ether	Ave	0.6577	0.6522		9.92	10.0	-0.8	50.0
trans-1,2-Dichloroethene	Ave	0.2745	0.2916		10.6	10.0	6.2	50.0
Hexane	Ave	0.0557	0.0604		10.8	10.0	8.5	20.0
1,1-Dichloroethane	Ave	0.4643	0.4878	0.1000	10.5	10.0	5.1	50.0
Vinyl acetate	Lin1		0.0420		13.3	10.0	33.0	50.0
2-Butanone	Ave	0.0786	0.0718		18.3	20.0	-8.7	50.0
cis-1,2-Dichloroethene	Ave	0.2873	0.2916		10.1	10.0	1.5	50.0
2,2-Dichloropropane	Ave	0.2590	0.2653		10.2	10.0	2.4	50.0
Bromochloromethane	Ave	0.1365	0.1388		10.2	10.0	1.7	50.0
Tetrahydrofuran	Ave	0.0532	0.0506		9.51	10.0	-4.9	50.0
Chloroform	Ave	0.4556	0.4791		10.5	10.0	5.2	20.0
1,1,1-Trichloroethane	Ave	0.3423	0.3542		10.3	10.0	3.5	50.0
Cyclohexane	Ave	0.4157	0.4294		10.3	10.0	3.3	50.0
1,1-Dichloropropene	Ave	0.3196	0.3305		10.3	10.0	3.4	50.0
Carbon tetrachloride	Ave	0.2775	0.2912		10.5	10.0	4.9	50.0
1,2-Dichloroethane	Ave	0.3142	0.3212		10.2	10.0	2.2	50.0
Benzene	Ave	0.9701	0.9900		10.2	10.0	2.1	50.0
Trichloroethene	Ave	0.2315	0.2310		9.98	10.0	-0.2	50.0
1,2-Dichloropropane	Ave	0.2056	0.2134		10.4	10.0	3.8	20.0
Methylcyclohexane	Ave	0.4096	0.4296		10.5	10.0	4.9	50.0
Dibromomethane	Ave	0.1209	0.1286		10.6	10.0	6.4	50.0
Bromodichloromethane	Ave	0.2466	0.2481		10.1	10.0	0.6	50.0
2-Chloroethyl vinyl ether	Lin1		0.0779		9.44	10.0	-5.6	50.0

FORM VII
GC/MS VOA CONTINUING CALIBRATION DATA

Lab Name: TestAmerica North Canton Job No.: 240-1564-1

SDG No.:

Lab Sample ID: ICV 240-7322/8 Calibration Date: 07/06/2011 14:40

Instrument ID: A3UX10 Calib Start Date: 07/06/2011 12:32

GC Column: DB-624 ID: 0.18(mm) Calib End Date: 07/06/2011 14:19

Lab File ID: UXX3027.D Conc. Units: ug/L Heated Purge: (Y/N) N

ANALYTE	CURVE TYPE	AVE RRF	RRF	MIN RRF	CALC AMOUNT	SPIKE AMOUNT	%D	MAX %D
cis-1,3-Dichloropropene	Lin1		0.2353		8.61	10.0	-13.9	50.0
4-Methyl-2-pentanone	Ave	0.1380	0.1372		19.9	20.0	-0.6	50.0
Toluene	Ave	1.264	1.320		10.4	10.0	4.5	20.0
trans-1,3-Dichloropropene	Lin1		0.2979		8.97	10.0	-10.3	50.0
1,1,2-Trichloroethane	Ave	0.2308	0.2318		10.0	10.0	0.4	50.0
1,3-Dichloropropane	Ave	0.4064	0.4114		10.1	10.0	1.2	50.0
Tetrachloroethene	Ave	0.2686	0.2752		10.2	10.0	2.5	50.0
2-Hexanone	Ave	0.1176	0.1179		20.1	20.0	0.3	50.0
Dibromochloromethane	Ave	0.2319	0.2281		9.83	10.0	-1.7	50.0
1,2-Dibromoethane	Ave	0.2206	0.2247		10.2	10.0	1.9	50.0
Chlorobenzene	Ave	0.8834	0.8927	0.3000	10.1	10.0	1.1	50.0
1,1,1,2-Tetrachloroethane	Ave	0.3209	0.3275		10.2	10.0	2.1	50.0
Ethylbenzene	Ave	0.4644	0.4887		10.5	10.0	5.2	20.0
m-Xylene & p-Xylene	Ave	0.5995	0.6353		21.2	20.0	6.0	50.0
o-Xylene	Lin1		0.6661		9.72	10.0	-2.8	50.0
Styrene	Lin1		1.031		9.62	10.0	-3.8	50.0
Bromoform	Ave	0.1523	0.1529	0.1000	10.0	10.0	0.4	50.0
Isopropylbenzene	Lin1		1.671		9.25	10.0	-7.5	50.0
1,1,2,2-Tetrachloroethane	Ave	0.4979	0.4885	0.3000	9.81	10.0	-1.9	50.0
Bromobenzene	Ave	0.5473	0.5565		10.2	10.0	1.7	50.0
1,2,3-Trichloropropane	Ave	0.1598	0.1599		10.0	10.0	0.0	50.0
trans-1,4-Dichloro-2-butene	Lin1		0.1145		19.1	20.0	-4.5	50.0
n-Propylbenzene	Lin1		0.6328		9.60	10.0	-4.0	50.0
2-Chlorotoluene	Ave	0.5512	0.5697		10.3	10.0	3.4	50.0
1,3,5-Trimethylbenzene	Lin1		2.033		9.52	10.0	-4.8	50.0
4-Chlorotoluene	Ave	0.5653	0.5881		10.4	10.0	4.0	50.0
tert-Butylbenzene	Lin1		1.683		9.14	10.0	-8.6	50.0
1,2,4-Trimethylbenzene	Lin1		2.159		9.62	10.0	-3.8	50.0
sec-Butylbenzene	Lin1		2.450		9.18	10.0	-8.2	50.0
1,3-Dichlorobenzene	Ave	1.232	1.230		9.98	10.0	-0.2	50.0
p-Isopropyltoluene	Lin1		2.288		9.66	10.0	-3.4	50.0
1,4-Dichlorobenzene	Ave	1.311	1.266		9.65	10.0	-3.5	50.0
n-Butylbenzene	Lin1		1.979		9.55	10.0	-4.5	50.0
1,2-Dichlorobenzene	Ave	1.256	1.244		9.90	10.0	-1.0	50.0
1,2-Dibromo-3-Chloropropane	Ave	0.0883	0.0806		9.12	10.0	-8.8	50.0
1,2,4-Trichlorobenzene	Ave	0.8030	0.7064		8.80	10.0	-12.0	50.0
Hexachlorobutadiene	Ave	0.3639	0.3137		8.62	10.0	-13.8	50.0
Naphthalene	Ave	1.618	1.406		8.69	10.0	-13.1	50.0
1,2,3-Trichlorobenzene	Ave	0.7673	0.6596		8.60	10.0	-14.0	50.0
Dibromofluoromethane (Surr)	Ave	0.2281	0.2040		10.8	12.0	-10.6	50.0
1,2-Dichloroethane-d4 (Surr)	Ave	0.2683	0.2405		10.8	12.0	-10.4	50.0

FORM VII
GC/MS VOA CONTINUING CALIBRATION DATA

Lab Name: TestAmerica North Canton Job No.: 240-1564-1

SDG No.:

Lab Sample ID: ICV 240-7322/8 Calibration Date: 07/06/2011 14:40

Instrument ID: A3UX10 Calib Start Date: 07/06/2011 12:32

GC Column: DB-624 ID: 0.18(mm) Calib End Date: 07/06/2011 14:19

Lab File ID: UXX3027.D Conc. Units: ug/L Heated Purge: (Y/N) N

ANALYTE	CURVE TYPE	AVE RRF	RRF	MIN RRF	CALC AMOUNT	SPIKE AMOUNT	%D	MAX %D
Toluene-d8 (Surr)	Ave	1.048	0.9942		11.4	12.0	-5.2	50.0
4-Bromofluorobenzene (Surr)	Ave	0.4354	0.4297		11.9	12.0	-1.3	50.0

FORM VII
GC/MS VOA CONTINUING CALIBRATION DATA

Lab Name: TestAmerica North Canton Job No.: 240-1564-1

SDG No.:

Lab Sample ID: ICV 240-7322/8 Calibration Date: 07/06/2011 14:40

Instrument ID: A3UX10 Calib Start Date: 06/14/2011 13:56

GC Column: DB-624 ID: 0.18(mm) Calib End Date: 06/14/2011 15:43

Lab File ID: UXX3027.D Conc. Units: ug/L Heated Purge: (Y/N) N

ANALYTE	CURVE TYPE	AVE RRF	RRF	MIN RRF	CALC AMOUNT	SPIKE AMOUNT	%D	MAX %D
Ethyl ether	Ave	0.2073	0.2198		10.6	10.0	6.0	50.0
Diisopropyl ether	Ave	0.1929	0.2272		11.8	10.0	17.8	50.0
Isobutyl alcohol	Ave	0.0098	0.0086		440	500	-12.1	50.0
Cyclohexanone	Ave	0.0516	0.0103		39.9	200	-80.0*	50.0
1,2,3-Trimethylbenzene	Lin1		2.269		9.60	10.0	-4.0	50.0

FORM V
GC/MS VOA INSTRUMENT PERFORMANCE CHECK
BROMOFLUOROBENZENE (BFB)

Lab Name: TestAmerica North Canton Job No.: 240-1564-1

SDG No.:

Lab File ID: BFB4196.D BFB Injection Date: 07/07/2011

Instrument ID: A3UX10 BFB Injection Time: 12:53

Analysis Batch No.: 7533

M/E	ION ABUNDANCE CRITERIA	% RELATIVE ABUNDANCE	
50	15.0 - 40.0 % of mass 95	19.0	
75	30.0 - 60.0 % of mass 95	49.9	
95	Base Peak, 100% relative abundance	100.0	
96	5.0 - 9.0 % of mass 95	6.6	
173	Less than 2.0 % of mass 174	0.2	(0.2)1
174	50.0 - 120.00 % of mass 95	90.0	
175	5.0 - 9.0 % of mass 174	6.8	(7.5)1
176	95.0 - 101.0 % of mass 174	86.9	(96.5)1
177	5.0 - 9.0 % of mass 176	5.9	(6.8)2

1-Value is % mass 174 2-Value is % mass 176

THIS CHECK APPLIES TO THE FOLLOWING SAMPLES, MS, MSD, BLANKS AND STANDARDS:

CLIENT SAMPLE ID	LAB SAMPLE ID	LAB FILE ID	DATE ANALYZED	TIME ANALYZED
	CCVIS 240-7533/2	UXX3053.D	07/07/2011	13:17
	CCV 240-7533/3	UXX3054.D	07/07/2011	13:39
	LCS 240-7533/4	UXX3055.D	07/07/2011	14:00
	MB 240-7533/5	UXX3056.D	07/07/2011	14:21
TB-062911	240-1591-3	UXX3068.D	07/07/2011	19:05
	240-1472-B-1 MS	UXX3077.D	07/07/2011	22:17
	240-1472-B-1 MSD	UXX3078.D	07/07/2011	22:38

FORM VII
GC/MS VOA CONTINUING CALIBRATION DATA

Lab Name: TestAmerica North Canton Job No.: 240-1564-1

SDG No.:

Lab Sample ID: CCVIS 240-7533/2 Calibration Date: 07/07/2011 13:17

Instrument ID: A3UX10 Calib Start Date: 07/06/2011 12:32

GC Column: DB-624 ID: 0.18(mm) Calib End Date: 07/06/2011 14:19

Lab File ID: UXX3053.D Conc. Units: ug/L Heated Purge: (Y/N) N

ANALYTE	CURVE TYPE	AVE RRF	RRF	MIN RRF	CALC AMOUNT	SPIKE AMOUNT	%D	MAX %D
Dichlorodifluoromethane	Ave	0.2199	0.2213		10.1	10.0	0.6	50.0
Chloromethane	Ave	0.2917	0.2938	0.1000	10.1	10.0	0.7	50.0
Vinyl chloride	Ave	0.3098	0.3198		10.3	10.0	3.2	20.0
Bromomethane	Ave	0.1734	0.1765		10.2	10.0	1.8	50.0
Chloroethane	Ave	0.2129	0.2106		9.89	10.0	-1.1	50.0
Trichlorofluoromethane	Ave	0.3076	0.3512		11.4	10.0	14.2	50.0
Acrolein	Ave	0.0343	0.0352		103	100	2.7	50.0
1,1-Dichloroethene	Ave	0.2342	0.2454		10.5	10.0	4.8	20.0
1,1,2-Trichloro-1,2,2-trichfluoroethane	Ave	0.1914	0.2084		10.9	10.0	8.9	50.0
Acetone	Ave	0.0799	0.0762		19.1	20.0	-4.6	50.0
Iodomethane	Ave	0.4008	0.4215		10.5	10.0	5.2	50.0
Carbon disulfide	Ave	0.7330	0.8116		11.1	10.0	10.7	50.0
Acetonitrile	Ave	0.0302	0.0295		97.5	100	-2.5	50.0
Methyl acetate	Ave	0.1767	0.1811		20.5	20.0	2.5	50.0
Methylene Chloride	Lin1		0.3151		10.7	10.0	7.0	50.0
tert-Butyl alcohol	Ave	0.0148	0.0147		199	200	-0.8	50.0
Acrylonitrile	Ave	0.0913	0.0944		20.7	20.0	3.4	50.0
Methyl tert-butyl ether	Ave	0.6577	0.6757		10.3	10.0	2.7	50.0
trans-1,2-Dichloroethene	Ave	0.2745	0.2835		10.3	10.0	3.3	50.0
Hexane	Ave	0.0557	0.0562		10.1	10.0	1.0	20.0
1,1-Dichloroethane	Ave	0.4643	0.4782	0.1000	10.3	10.0	3.0	50.0
Vinyl acetate	Lin1		0.0297		9.59	10.0	-4.1	50.0
2-Butanone	Ave	0.0786	0.0790		20.1	20.0	0.4	50.0
cis-1,2-Dichloroethene	Ave	0.2873	0.2957		10.3	10.0	2.9	50.0
2,2-Dichloropropane	Ave	0.2590	0.2778		10.7	10.0	7.3	50.0
Bromochloromethane	Ave	0.1365	0.1421		10.4	10.0	4.1	50.0
Tetrahydrofuran	Ave	0.0532	0.0519		9.76	10.0	-2.4	50.0
Chloroform	Ave	0.4556	0.4674		10.3	10.0	2.6	20.0
1,1,1-Trichloroethane	Ave	0.3423	0.3752		11.0	10.0	9.6	50.0
Cyclohexane	Ave	0.4157	0.4290		10.3	10.0	3.2	50.0
1,1-Dichloropropene	Ave	0.3196	0.3301		10.3	10.0	3.3	50.0
Carbon tetrachloride	Ave	0.2775	0.3160		11.4	10.0	13.9	50.0
1,2-Dichloroethane	Ave	0.3142	0.3301		10.5	10.0	5.1	50.0
Benzene	Ave	0.9701	1.011		10.4	10.0	4.2	50.0
Trichloroethene	Ave	0.2315	0.2363		10.2	10.0	2.1	50.0
1,2-Dichloropropane	Ave	0.2056	0.2216		10.8	10.0	7.8	20.0
Methylcyclohexane	Ave	0.4096	0.4279		10.4	10.0	4.5	50.0
Dibromomethane	Ave	0.1209	0.1312		10.9	10.0	8.5	50.0
1,4-Dioxane	Ave	0.0022	0.0019		426	500	-14.8	50.0
Bromodichloromethane	Ave	0.2466	0.2731		11.1	10.0	10.7	50.0

FORM VII
GC/MS VOA CONTINUING CALIBRATION DATA

Lab Name: TestAmerica North Canton Job No.: 240-1564-1

SDG No.:

Lab Sample ID: CCVIS 240-7533/2 Calibration Date: 07/07/2011 13:17

Instrument ID: A3UX10 Calib Start Date: 07/06/2011 12:32

GC Column: DB-624 ID: 0.18(mm) Calib End Date: 07/06/2011 14:19

Lab File ID: UXX3053.D Conc. Units: ug/L Heated Purge: (Y/N) N

ANALYTE	CURVE TYPE	AVE RRF	RRF	MIN RRF	CALC AMOUNT	SPIKE AMOUNT	%D	MAX %D
2-Chloroethyl vinyl ether	Lin1		0.0878		20.2	20.0	1.0	50.0
cis-1,3-Dichloropropene	Lin1		0.2784		10.1	10.0	1.0	50.0
4-Methyl-2-pentanone	Ave	0.1380	0.1423		20.6	20.0	3.1	50.0
Toluene	Ave	1.264	1.379		10.9	10.0	9.2	20.0
trans-1,3-Dichloropropene	Lin1		0.3299		9.88	10.0	-1.2	50.0
Ethyl methacrylate	Lin1		0.2727		9.21	10.0	-7.9	50.0
1,1,2-Trichloroethane	Ave	0.2308	0.2455		10.6	10.0	6.4	50.0
1,3-Dichloropropane	Ave	0.4064	0.4299		10.6	10.0	5.8	50.0
Tetrachloroethene	Ave	0.2686	0.2862		10.7	10.0	6.6	50.0
2-Hexanone	Ave	0.1176	0.1196		20.3	20.0	1.7	50.0
Dibromochloromethane	Ave	0.2319	0.2664		11.5	10.0	14.9	50.0
1,2-Dibromoethane	Ave	0.2206	0.2381		10.8	10.0	8.0	50.0
Chlorobenzene	Ave	0.8834	0.9135	0.3000	10.3	10.0	3.4	50.0
1,1,1,2-Tetrachloroethane	Ave	0.3209	0.3449		10.7	10.0	7.5	50.0
Ethylbenzene	Ave	0.4644	0.4862		10.5	10.0	4.7	20.0
m-Xylene & p-Xylene	Ave	0.5995	0.6473		21.6	20.0	8.0	50.0
o-Xylene	Lin1		0.6484		9.47	10.0	-5.3	50.0
Styrene	Lin1		1.024		9.55	10.0	-4.5	50.0
Bromoform	Ave	0.1523	0.1729	0.1000	11.3	10.0	13.5	50.0
Isopropylbenzene	Lin1		1.658		9.18	10.0	-8.2	50.0
1,1,2,2-Tetrachloroethane	Ave	0.4979	0.5216	0.3000	10.5	10.0	4.8	50.0
Bromobenzene	Ave	0.5473	0.5828		10.6	10.0	6.5	50.0
1,2,3-Trichloropropane	Ave	0.1598	0.1700		10.6	10.0	6.4	50.0
trans-1,4-Dichloro-2-butene	Lin1		0.1112		9.55	10.0	-4.5	50.0
n-Propylbenzene	Lin1		0.6640		10.0	10.0	0.0	50.0
2-Chlorotoluene	Ave	0.5512	0.5994		10.9	10.0	8.7	50.0
1,3,5-Trimethylbenzene	Lin1		2.065		9.66	10.0	-3.4	50.0
4-Chlorotoluene	Ave	0.5653	0.6093		10.8	10.0	7.8	50.0
tert-Butylbenzene	Lin1		1.688		9.17	10.0	-8.3	50.0
1,2,4-Trimethylbenzene	Lin1		2.197		9.78	10.0	-2.2	50.0
sec-Butylbenzene	Lin1		2.525		9.45	10.0	-5.5	50.0
1,3-Dichlorobenzene	Ave	1.232	1.245		10.1	10.0	1.1	50.0
p-Isopropyltoluene	Lin1		2.254		9.52	10.0	-4.8	50.0
1,4-Dichlorobenzene	Ave	1.311	1.311		10.0	10.0	0.0	50.0
n-Butylbenzene	Lin1		1.936		9.35	10.0	-6.5	50.0
1,2-Dichlorobenzene	Ave	1.256	1.267		10.1	10.0	0.9	50.0
1,2-Dibromo-3-Chloropropane	Ave	0.0883	0.0916		10.4	10.0	3.7	50.0
1,3,5-Trichlorobenzene	Ave	0.9426	0.9009		9.56	10.0	-4.4	50.0
1,2,4-Trichlorobenzene	Ave	0.8030	0.7231		9.01	10.0	-9.9	50.0
Hexachlorobutadiene	Ave	0.3639	0.3355		9.22	10.0	-7.8	50.0
Naphthalene	Ave	1.618	1.370		8.47	10.0	-15.3	50.0

OK

FORM VII
GC/MS VOA CONTINUING CALIBRATION DATA

Lab Name: TestAmerica North Canton Job No.: 240-1564-1

SDG No.:

Lab Sample ID: CCVIS 240-7533/2 Calibration Date: 07/07/2011 13:17

Instrument ID: A3UX10 Calib Start Date: 07/06/2011 12:32

GC Column: DB-624 ID: 0.18(mm) Calib End Date: 07/06/2011 14:19

Lab File ID: UXX3053.D Conc. Units: ug/L Heated Purge: (Y/N) N

ANALYTE	CURVE TYPE	AVE RRF	RRF	MIN RRF	CALC AMOUNT	SPIKE AMOUNT	%D	MAX %D
1,2,3-Trichlorobenzene	Ave	0.7673	0.6407		8.35	10.0	-16.5	50.0
Dibromofluoromethane (Surr)	Ave	0.2281	0.2101		11.1	12.0	-7.9	50.0
1,2-Dichloroethane-d4 (Surr)	Ave	0.2683	0.2333		10.5	12.0	-13.0	50.0
Toluene-d8 (Surr)	Ave	1.048	1.007		11.6	12.0	-3.9	50.0
4-Bromofluorobenzene (Surr)	Ave	0.4354	0.3976		11.0	12.0	-8.7	50.0

FORM VII
GC/MS VOA CONTINUING CALIBRATION DATA

Lab Name: TestAmerica North Canton Job No.: 240-1564-1

SDG No.:

Lab Sample ID: CCV 240-7533/3 Calibration Date: 07/07/2011 13:39

Instrument ID: A3UX10 Calib Start Date: 06/14/2011 13:56

GC Column: DB-624 ID: 0.18(mm) Calib End Date: 06/14/2011 15:43

Lab File ID: UXX3054.D Conc. Units: ug/L Heated Purge: (Y/N) N

ANALYTE	CURVE TYPE	AVE RRF	RRF	MIN RRF	CALC AMOUNT	SPIKE AMOUNT	%D	MAX %D
Dichlorofluoromethane	Ave	0.3710	0.4766		12.8	10.0	28.5	50.0
Ethyl ether	Ave	0.2073	0.2219		10.7	10.0	7.0	50.0
3-Chloro-1-propene	Ave	0.1116	0.1441		12.9	10.0	29.1	50.0
Diisopropyl ether	Ave	0.1929	0.2367		61.4	50.0	22.7	50.0
2-Chloro-1,3-butadiene	Ave	0.3454	0.4167		12.1	10.0	20.6	50.0
Ethyl-t-butyl ether (ETBE)	Ave	0.5713	0.6629		11.6	10.0	16.0	50.0
Propionitrile	Ave	0.0312	0.0290		18.6	20.0	-7.1	50.0
Ethyl acetate	Ave	0.1702	0.1293		15.2	20.0	-24.0	50.0
Methacrylonitrile	Ave	0.1216	0.1121		9.22	10.0	-7.8	50.0
Isobutyl alcohol	Ave	0.0098	0.0090		183	200	-8.6	50.0
Tert-amyl-methyl ether (TAME)	Ave	0.4674	0.5517		11.8	10.0	18.0	50.0
n-Heptane	Ave	0.0446	0.0482		10.8	10.0	8.2	50.0
n-Butanol	Ave	0.0068	0.0058		169	200	-15.3	50.0
Methyl methacrylate	Ave	0.1377	0.1172		8.51	10.0	-14.9	50.0
2-Nitropropane	Ave	0.0320	0.0329		20.6	20.0	3.0	50.0
Cyclohexanone	Ave	0.0516	0.0358		69.4	100	-30.6	50.0
1,2,3-Trimethylbenzene	Lin1		2.313		9.77	10.0	-2.3	50.0
2-Methylnaphthalene	Qua		0.3719		7.49	20.0	-62.6*	50.0

FORM VII
GC/MS VOA CONTINUING CALIBRATION DATA

Lab Name: TestAmerica North Canton Job No.: 240-1564-1

SDG No.:

Lab Sample ID: CCV 240-7533/3 Calibration Date: 07/07/2011 13:39

Instrument ID: A3UX10 Calib Start Date: 07/06/2011 12:32

GC Column: DB-624 ID: 0.18(mm) Calib End Date: 07/06/2011 14:19

Lab File ID: UXX3054.D Conc. Units: ug/L Heated Purge: (Y/N) N

ANALYTE	CURVE TYPE	AVE RRF	RRF	MIN RRF	CALC AMOUNT	SPIKE AMOUNT	%D	MAX %D
Dibromofluoromethane (Surr)	Ave	0.2281	0.1968		10.4	12.0	-13.7	50.0
1,2-Dichloroethane-d4 (Surr)	Ave	0.2683	0.2207		9.90	12.0	-17.7	50.0
Toluene-d8 (Surr)	Ave	1.048	0.9233		10.6	12.0	-11.9	50.0
4-Bromofluorobenzene (Surr)	Ave	0.4354	0.3900		10.8	12.0	-10.4	50.0

FORM V
GC/MS VOA INSTRUMENT PERFORMANCE CHECK
BROMOFLUOROBENZENE (BFB)

Lab Name: TestAmerica North Canton Job No.: 240-1564-1

SDG No.:

Lab File ID: BFB663.D BFB Injection Date: 05/27/2011

Instrument ID: A3UX15 BFB Injection Time: 13:11

Analysis Batch No.: 2892

M/E	ION ABUNDANCE CRITERIA	% RELATIVE ABUNDANCE	
50	15.0 - 40.0 % of mass 95	33.0	
75	30.0 - 60.0 % of mass 95	53.6	
95	Base Peak, 100% relative abundance	100.0	
96	5.0 - 9.0 % of mass 95	7.0	
173	Less than 2.0 % of mass 174	0.8	(1.0)1
174	50.0 - 120.00 % of mass 95	81.3	
175	5.0 - 9.0 % of mass 174	5.9	(7.2)1
176	95.0 - 101.0 % of mass 174	78.5	(96.6)1
177	5.0 - 9.0 % of mass 176	5.1	(6.5)2

1-Value is % mass 174 2-Value is % mass 176

THIS CHECK APPLIES TO THE FOLLOWING SAMPLES, MS, MSD, BLANKS AND STANDARDS:

CLIENT SAMPLE ID	LAB SAMPLE ID	LAB FILE ID	DATE ANALYZED	TIME ANALYZED
	STD8260 240-2892/2	UXC5668.D	05/27/2011	14:24
	STD8260 240-2892/3	UXC5669.D	05/27/2011	14:47
	STD8260 240-2892/4	UXC5670.D	05/27/2011	15:10
	STD8260 240-2892/5	UXC5671.D	05/27/2011	15:32
	STD8260 240-2892/6	UXC5672.D	05/27/2011	15:55
	STD8260 240-2892/7	UXC5673.D	05/27/2011	16:18
	STD1 240-2892/8	UXC5674.D	05/27/2011	16:40
	STD2 240-2892/9	UXC5675.D	05/27/2011	17:02
	STD3 240-2892/10	UXC5676.D	05/27/2011	17:24
	STD4 240-2892/11	UXC5677.D	05/27/2011	17:46
	STD5 240-2892/12	UXC5678.D	05/27/2011	18:08
	STD6 240-2892/13	UXC5679.D	05/27/2011	18:31
	ICV 240-2892/14	UXC5680.D	05/27/2011	18:53

FORM VI
GC/MS VOA INITIAL CALIBRATION DATA
INTERNAL STANDARD CURVE EVALUTION

Lab Name: TestAmerica North Canton Job No.: 240-1564-1 Analy Batch No.: 2892

SDG No.:

Instrument ID: A3UX15 GC Column: DB-624 ID: 0.18(mm) Heated Purge: (Y/N) N

Calibration Start Date: 05/27/2011 14:24 Calibration End Date: 05/27/2011 16:18 Calibration ID: 1187

Calibration Files:

LEVEL:	LAB SAMPLE ID:	LAB FILE ID:
Level 1	STD8260 240-2892/7	UXC5673.D
Level 2	STD8260 240-2892/6	UXC5672.D
Level 3	STD8260 240-2892/5	UXC5671.D
Level 4	STD8260 240-2892/4	UXC5670.D
Level 5	STD8260 240-2892/3	UXC5669.D
Level 6	STD8260 240-2892/2	UXC5668.D

ANALYTE	RRF					CURVE TYPE	COEFFICIENT			#	MIN RRF	%RSD	#	MAX %RSD	R^2 OR COD	#	MIN R^2 OR COD
	LVL 1	LVL 2	LVL 3	LVL 4	LVL 5		B	M1	M2								
	LVL 6																
Dichlorodifluoromethane	0.2302	0.2534	0.2494	0.2558	0.2502	Ave		0.2442				5.2		15.0			
	0.2261																
Chloromethane	0.7029	0.6696	0.6117	0.6369	0.6295	Ave		0.6357			0.1000	7.5		15.0			
	0.5638																
Vinyl chloride	0.4827	0.4703	0.4321	0.4431	0.4376	Ave		0.4440				6.7		15.0			
	0.3982																
Bromomethane	0.1620	0.1642	0.1634	0.1623	0.1650	Ave		0.1579				8.6		15.0			
	0.1303																
Chloroethane	0.2667	0.2616	0.2588	0.2603	0.2601	Ave		0.2559				5.5		15.0			
	0.2278																
Trichlorofluoromethane	0.3619	0.4148	0.3963	0.4174	0.4243	Ave		0.3984				6.3		15.0			
	0.3759																
Acrolein	0.0416	0.0459	0.0527	0.0530	0.0555	Ave		0.0509				12.0		15.0			
	0.0565																
1,1-Dichloroethene	0.2665	0.2679	0.2546	0.2689	0.2637	Ave		0.2637				2.1		15.0			
	0.2603																
1,1,2-Trichloro-1,2,2-trichfluoroethane	0.2090	0.1912	0.1939	0.2127	0.1996	Ave		0.2003				4.3		15.0			
	0.1955																
Acetone	0.1798	0.1474	0.1571	0.1157	0.1065	Qua	0.3604	0.0835	0.0005						0.9970		0.9900
	0.1254																
Iodomethane	0.5418	0.5330	0.5290	0.5369	0.5251	Ave		0.5331				1.1		15.0			
	0.5325																
Carbon disulfide	0.7133	0.7582	0.7445	0.7905	0.8154	Ave		0.7801				6.7		15.0			
	0.8585																
Acetonitrile	0.0268	0.0239	0.0451	0.0285	0.0281	Qua	0.4825	0.0154	0.0001						0.9940		0.9900
	0.0416																
Methyl acetate	0.3615	0.3506	0.3711	0.3651	0.3525	Ave		0.3623				2.6		15.0			
	0.3730																
Methylene Chloride	0.6326	0.4852	0.3960	0.3670	0.3376	Lin1	0.3234	0.3236							1.0000		0.9900
	0.3293																

Note: The m1 coefficient is the same as Ave RRF for an Ave curve type.

FORM VI
GC/MS VOA INITIAL CALIBRATION DATA
INTERNAL STANDARD CURVE EVALUTION

Lab Name: TestAmerica North Canton Job No.: 240-1564-1 Analy Batch No.: 2892

SDG No.:

Instrument ID: A3UX15 GC Column: DB-624 ID: 0.18(mm) Heated Purge: (Y/N) N

Calibration Start Date: 05/27/2011 14:24 Calibration End Date: 05/27/2011 16:18 Calibration ID: 1187

ANALYTE	RRF					CURVE TYPE	COEFFICIENT			#	MIN RRF	%RSD	#	MAX %RSD	R^2 OR COD	#	MIN R^2 OR COD
	LVL 1 LVL 6	LVL 2	LVL 3	LVL 4	LVL 5		B	M1	M2								
tert-Butyl alcohol	0.0135 0.0188	0.0127	0.0209	0.0143	0.0139	Qua	0.3750	0.0094	0						0.9950		0.9900
Acrylonitrile	0.1646 0.1766	0.1554	0.1742	0.1656	0.1661	Ave		0.1671				4.5		15.0			
trans-1,2-Dichloroethene	0.3105 0.3256	0.3172	0.3312	0.3316	0.3238	Ave		0.3233				2.5		15.0			
Methyl tert-butyl ether	0.7129 0.7915	0.7299	0.7703	0.7786	0.7814	Ave		0.7608				4.2		15.0			
Hexane	0.0625 0.0653	0.0578	0.0540	0.0659	0.0567	Ave		0.0604				8.1		15.0			
1,1-Dichloroethane	0.7363 0.7357	0.7284	0.7322	0.7404	0.7277	Ave		0.7335			0.1000	0.7		15.0			
Vinyl acetate	0.0310 0.0384	0.0265	0.0372	0.0364	0.0363	Ave		0.0343				13.0		15.0			
2,2-Dichloropropane	0.2767 0.3078	0.2764	0.2888	0.3094	0.3091	Ave		0.2947				5.4		15.0			
cis-1,2-Dichloroethene	0.3646 0.3542	0.3629	0.3474	0.3643	0.3570	Ave		0.3584				1.9		15.0			
2-Butanone	0.2094 0.1934	0.1774	0.1945	0.1809	0.1770	Ave		0.1888				6.7		15.0			
Bromochloromethane	0.1858 0.1776	0.1687	0.1781	0.1841	0.1768	Ave		0.1785				3.4		15.0			
Tetrahydrofuran	0.1206 0.1269	0.1072	0.1239	0.1151	0.1159	Ave		0.1183				6.0		15.0			
Chloroform	0.5952 0.5877	0.6047	0.5957	0.6032	0.5903	Ave		0.5961				1.1		15.0			
1,1,1-Trichloroethane	0.3991 0.4691	0.4258	0.4415	0.4653	0.4634	Ave		0.4440				6.2		15.0			
Cyclohexane	0.7867 0.7945	0.7197	0.7559	0.7969	0.7582	Ave		0.7687				3.9		15.0			
1,1-Dichloropropene	0.4281 0.4456	0.4174	0.4360	0.4443	0.4365	Ave		0.4347				2.4		15.0			
Carbon tetrachloride	0.3587 0.4309	0.3859	0.3807	0.4067	0.4213	Ave		0.3974				6.8		15.0			
Benzene	1.3141 1.3061	1.3347	1.2798	1.2890	1.2727	Ave		1.2994				1.8		15.0			
1,2-Dichloroethane	0.6337 0.6088	0.6355	0.6267	0.6232	0.6002	Ave		0.6214				2.3		15.0			
Trichloroethene	0.3693 0.3520	0.3514	0.3454	0.3531	0.3444	Ave		0.3526				2.5		15.0			

Note: The m1 coefficient is the same as Ave RRF for an Ave curve type.

FORM VI
GC/MS VOA INITIAL CALIBRATION DATA
INTERNAL STANDARD CURVE EVALUTION

Lab Name: TestAmerica North Canton Job No.: 240-1564-1 Analy Batch No.: 2892

SDG No.:

Instrument ID: A3UX15 GC Column: DB-624 ID: 0.18(mm) Heated Purge: (Y/N) N

Calibration Start Date: 05/27/2011 14:24 Calibration End Date: 05/27/2011 16:18 Calibration ID: 1187

ANALYTE	RRF					CURVE TYPE	COEFFICIENT			#	MIN RRF	%RSD	#	MAX %RSD	R^2 OR COD	#	MIN R^2 OR COD
	LVL 1	LVL 2	LVL 3	LVL 4	LVL 5		B	M1	M2								
	LVL 6																
Methylcyclohexane	0.3938	0.4000	0.4278	0.4396	0.4364	Ave		0.4266				6.0		15.0			
	0.4620																
1,2-Dichloropropane	0.3818	0.3642	0.3737	0.3654	0.3673	Ave		0.3731				2.5		15.0			
	0.3864																
Dibromomethane	0.1867	0.1679	0.1769	0.1846	0.1780	Ave		0.1788				3.7		15.0			
	0.1787																
1,4-Dioxane	0.0010	0.0016	0.0015	0.0012	0.0015	Ave		0.0014				15.0		15.0			
	0.0014																
Bromodichloromethane	0.3264	0.3148	0.3397	0.3643	0.3721	Ave		0.3522				8.7		15.0			
	0.3960																
2-Chloroethyl vinyl ether	0.1556	0.1460	0.1637	0.1560	0.1687	Ave		0.1622				7.9		15.0			
	0.1832																
cis-1,3-Dichloropropene	0.2989	0.3046	0.3443	0.3655	0.3881	Ave		0.3547				14.0		15.0			
	0.4267																
4-Methyl-2-pentanone	0.3007	0.3164	0.3351	0.3502	0.3493	Ave		0.3380				8.0		15.0			
	0.3766																
Toluene	1.8461	1.8376	1.8807	1.9030	1.8925	Ave		1.8836				2.0		15.0			
	1.9415																
trans-1,3-Dichloropropene	0.3226	0.3558	0.3933	0.4220	0.4421	Ave		0.4030				14.0		15.0			
	0.4822																
Ethyl methacrylate	0.3113	0.3163	0.3573	0.3943	0.3990	Ave		0.3651				12.0		15.0			
	0.4125																
1,1,2-Trichloroethane	0.3378	0.3352	0.3215	0.3220	0.3122	Ave		0.3235				3.4		15.0			
	0.3123																
Tetrachloroethene	0.3881	0.3548	0.3540	0.3648	0.3502	Ave		0.3596				4.3		15.0			
	0.3458																
1,3-Dichloropropane	0.5665	0.5643	0.5714	0.5563	0.5494	Ave		0.5591				1.8		15.0			
	0.5468																
2-Hexanone	0.3045	0.3101	0.3052	0.3126	0.3116	Ave		0.3105				1.7		15.0			
	0.3189																
Dibromochloromethane	0.2788	0.2932	0.3199	0.3403	0.3571	Ave		0.3287				12.0		15.0			
	0.3827																
1,2-Dibromoethane	0.3105	0.3063	0.3172	0.3084	0.3062	Ave		0.3098				1.3		15.0			
	0.3102																
Chlorobenzene	1.2921	1.2421	1.2687	1.2194	1.2099	Ave		1.2424			0.3000	2.6		15.0			
	1.2221																
1,1,1,2-Tetrachloroethane	0.3439	0.3706	0.4000	0.4169	0.4277	Ave		0.3989				8.9		15.0			
	0.4345																
Ethylbenzene	0.5859	0.6077	0.6662	0.6618	0.6518	Ave		0.6371				5.1		15.0			
	0.6491																

Note: The m1 coefficient is the same as Ave RRF for an Ave curve type.

FORM VI
GC/MS VOA INITIAL CALIBRATION DATA
INTERNAL STANDARD CURVE EVALUTION

Lab Name: TestAmerica North Canton Job No.: 240-1564-1 Analy Batch No.: 2892

SDG No.:

Instrument ID: A3UX15 GC Column: DB-624 ID: 0.18(mm) Heated Purge: (Y/N) N

Calibration Start Date: 05/27/2011 14:24 Calibration End Date: 05/27/2011 16:18 Calibration ID: 1187

ANALYTE	RRF					CURVE TYPE	COEFFICIENT			#	MIN RRF	%RSD	#	MAX %RSD	R^2 OR COD	#	MIN R^2 OR COD
	LVL 1	LVL 2	LVL 3	LVL 4	LVL 5		B	M1	M2								
	LVL 6																
m-Xylene & p-Xylene	1.5226	1.5620	1.6844	1.6666	1.6525	Ave		1.5973				5.1		15.0			
	1.4959																
o-Xylene	0.7286	0.7573	0.8057	0.8072	0.7974	Ave		0.7830				4.2		15.0			
	0.8018																
Styrene	1.1339	1.1755	1.2977	1.2941	1.3145	Ave		1.2598				6.7		15.0			
	1.3430																
Bromoform	0.1417	0.1383	0.1572	0.1658	0.1745	Ave		0.1617			0.1000	13.0		15.0			
	0.1928																
Isopropylbenzene	1.8368	1.8210	2.0502	2.0454	2.0634	Ave		1.9902				6.4		15.0			
	2.1245																
Bromobenzene	0.8758	0.8740	0.8487	0.8314	0.8654	Ave		0.8622				2.1		15.0			
	0.8778																
1,1,2,2-Tetrachloroethane	0.7074	0.6619	0.6459	0.6574	0.6821	Ave		0.6759			0.3000	3.7		15.0			
	0.7007																
1,2,3-Trichloropropane	0.2364	0.2294	0.2462	0.2465	0.2277	Ave		0.2369				3.4		15.0			
	0.2354																
trans-1,4-Dichloro-2-butene	0.2428	0.2492	0.2588	0.2698	0.2850	Ave		0.2702				9.9		15.0			
	0.3156																
n-Propylbenzene	0.8264	0.9001	0.9453	0.9322	0.9313	Ave		0.9204				5.9		15.0			
	0.9868																
2-Chlorotoluene	0.8510	0.8529	0.8552	0.8689	0.8621	Ave		0.8642				1.9		15.0			
	0.8952																
1,3,5-Trimethylbenzene	2.5505	2.7073	2.8882	2.8788	2.8944	Ave		2.8549				7.7		15.0			
	3.2102																
4-Chlorotoluene	2.9293	2.9552	2.8878	2.9209	2.9026	Ave		2.9501				2.7		15.0			
	3.1048																
tert-Butylbenzene	2.2496	2.1983	2.4046	2.4094	2.4722	Ave		2.4104				7.8		15.0			
	2.7284																
1,2,4-Trimethylbenzene	2.6707	2.6966	2.9955	2.9236	2.9867	Ave		2.9198				7.3		15.0			
	3.2458																
sec-Butylbenzene	2.9928	2.9837	3.4224	3.2491	3.2873	Ave		3.2737				8.3		15.0			
	3.7067																
1,3-Dichlorobenzene	1.8643	1.7775	1.7770	1.6834	1.6890	Ave		1.7599				3.8		15.0			
	1.7683																
p-Isopropyltoluene	2.4281	2.5891	2.9355	2.8176	2.8629	Ave		2.8072				9.7		15.0			
	3.2101																
1,4-Dichlorobenzene	1.9781	1.8941	1.8589	1.7733	1.7425	Ave		1.8453				4.6		15.0			
	1.8248																
1,2-Dichlorobenzene	1.8789	1.6090	1.7541	1.6085	1.5884	Ave		1.6851				6.7		15.0			
	1.6717																

Note: The m1 coefficient is the same as Ave RRF for an Ave curve type.

FORM VI
GC/MS VOA INITIAL CALIBRATION DATA
INTERNAL STANDARD CURVE EVALUTION

Lab Name: TestAmerica North Canton Job No.: 240-1564-1 Analy Batch No.: 2892

SDG No.:

Instrument ID: A3UX15 GC Column: DB-624 ID: 0.18(mm) Heated Purge: (Y/N) N

Calibration Start Date: 05/27/2011 14:24 Calibration End Date: 05/27/2011 16:18 Calibration ID: 1187

ANALYTE	RRF					CURVE TYPE	COEFFICIENT			#	MIN RRF	%RSD	#	MAX %RSD	R^2 OR COD	#	MIN R^2 OR COD
	LVL 1 LVL 6	LVL 2	LVL 3	LVL 4	LVL 5		B	M1	M2								
n-Butylbenzene	2.0214 2.6773	2.1396	2.4675	2.3373	2.3631	Ave		2.3344				10.0		15.0			
1,2-Dibromo-3-Chloropropane	0.0895 0.1127	0.0933	0.1048	0.1009	0.1055	Ave		0.1011				8.4		15.0			
1,3,5-Trichlorobenzene	0.9324 0.9474	0.9324	1.1088	0.9264	0.9306	Ave		0.9630				7.5		15.0			
1,2,4-Trichlorobenzene	0.8089 0.7971	0.7626	0.9853	0.7939	0.7863	Ave		0.8224				9.9		15.0			
Hexachlorobutadiene	0.3154 0.2682	0.3166	0.3664	0.2955	0.2801	Ave		0.3070				11.0		15.0			
Naphthalene	1.4121 1.9813	1.4978	2.2493	1.9649	1.9916	Lin1	-0.551	2.0217							0.9970		0.9900
1,2,3-Trichlorobenzene	0.7263 0.6317	0.6963	0.8818	0.7114	0.7006	Ave		0.7247				12.0		15.0			
Dibromofluoromethane (Surr)	0.3042 0.3199	0.3118	0.3183	0.3185	0.3247	Ave		0.3162				2.3		15.0			
1,2-Dichloroethane-d4 (Surr)	0.4304 0.4407	0.4388	0.4429	0.4452	0.4411	Ave		0.4398				1.2		15.0			
Toluene-d8 (Surr)	1.4207 1.5921	1.4547	1.5032	1.5432	1.5898	Ave		1.5173				4.7		15.0			
4-Bromofluorobenzene (Surr)	0.5153 0.5196	0.5433	0.5489	0.5365	0.5505	Ave		0.5357				2.8		15.0			

Note: The m1 coefficient is the same as Ave RRF for an Ave curve type.

FORM VI
GC/MS VOA INITIAL CALIBRATION DATA
INTERNAL STANDARD RESPONSE AND CONCENTRATION

Lab Name: TestAmerica North Canton Job No.: 240-1564-1 Analy Batch No.: 2892

SDG No.:

Instrument ID: A3UX15 GC Column: DB-624 ID: 0.18(mm) Heated Purge: (Y/N) N

Calibration Start Date: 05/27/2011 14:24 Calibration End Date: 05/27/2011 16:18 Calibration ID: 1187

Calibration Files:

LEVEL:	LAB SAMPLE ID:	LAB FILE ID:
Level 1	STD8260 240-2892/7	UXC5673.D
Level 2	STD8260 240-2892/6	UXC5672.D
Level 3	STD8260 240-2892/5	UXC5671.D
Level 4	STD8260 240-2892/4	UXC5670.D
Level 5	STD8260 240-2892/3	UXC5669.D
Level 6	STD8260 240-2892/2	UXC5668.D

ANALYTE	IS REF	CURVE TYPE	RESPONSE					CONCENTRATION (UG/L)				
			LVL 1 LVL 6	LVL 2	LVL 3	LVL 4	LVL 5	LVL 1 LVL 6	LVL 2	LVL 3	LVL 4	LVL 5
Dichlorodifluoromethane	FB	Ave	33532 1514315	74148	186893	374876	750778	1.00 40.0	2.00	5.00	10.0	20.0
Chloromethane	FB	Ave	102370 3775642	195918	458366	933505	1889182	1.00 40.0	2.00	5.00	10.0	20.0
Vinyl chloride	FB	Ave	70301 2666453	137611	323804	649480	1313082	1.00 40.0	2.00	5.00	10.0	20.0
Bromomethane	FB	Ave	23601 872456	48039	122462	237825	495233	1.00 40.0	2.00	5.00	10.0	20.0
Chloroethane	FB	Ave	38847 1525349	76539	193942	381530	780379	1.00 40.0	2.00	5.00	10.0	20.0
Trichlorofluoromethane	FB	Ave	52706 2517319	121375	296926	611788	1273178	1.00 40.0	2.00	5.00	10.0	20.0
Acrolein	FB	Ave	60661 3785738	134247	395025	776108	1666186	10.0 400	20.0	50.0	100	200
1,1-Dichloroethene	FB	Ave	38817 1743430	78374	190767	394147	791448	1.00 40.0	2.00	5.00	10.0	20.0
1,1,2-Trichloro-1,2,2-trichfluoroethane	FB	Ave	30443 1309277	55954	145329	311765	598823	1.00 40.0	2.00	5.00	10.0	20.0
Acetone	FB	Qua	52386 1680013	86272	235391	339067	639238	2.00 80.0	4.00	10.0	20.0	40.0
Iodomethane	FB	Ave	78909 3566156	155949	396425	786864	1575894	1.00 40.0	2.00	5.00	10.0	20.0
Carbon disulfide	FB	Ave	103895 5749230	221840	557862	1158561	2446770	1.00 40.0	2.00	5.00	10.0	20.0
Acetonitrile	FB	Qua	38999 2784735	69853	338160	418336	841938	10.0 400	20.0	50.0	100	200
Methyl acetate	FB	Ave	105292 4996616	205151	556157	1070050	2115463	2.00 80.0	4.00	10.0	20.0	40.0
Methylene Chloride	FB	Lin1	92131 2205299	141953	296745	537936	1013216	1.00 40.0	2.00	5.00	10.0	20.0
tert-Butyl alcohol	FB	Qua	39191 2514348	74180	312739	418782	833668	20.0 800	40.0	100	200	400

FORM VI
GC/MS VOA INITIAL CALIBRATION DATA
INTERNAL STANDARD RESPONSE AND CONCENTRATION

Lab Name: TestAmerica North Canton Job No.: 240-1564-1 Analy Batch No.: 2892

SDG No.:

Instrument ID: A3UX15 GC Column: DB-624 ID: 0.18(mm) Heated Purge: (Y/N) N

Calibration Start Date: 05/27/2011 14:24 Calibration End Date: 05/27/2011 16:18 Calibration ID: 1187

ANALYTE	IS REF	CURVE TYPE	RESPONSE					CONCENTRATION (UG/L)				
			LVL 1 LVL 6	LVL 2	LVL 3	LVL 4	LVL 5	LVL 1 LVL 6	LVL 2	LVL 3	LVL 4	LVL 5
Acrylonitrile	FB	Ave	47949 2365521	90943	261031	485522	996882	2.00 80.0	4.00	10.0	20.0	40.0
trans-1,2-Dichloroethene	FB	Ave	45217 2180845	92824	248189	486019	971597	1.00 40.0	2.00	5.00	10.0	20.0
Methyl tert-butyl ether	FB	Ave	103837 5300852	213573	577235	1141149	2344881	1.00 40.0	2.00	5.00	10.0	20.0
Hexane	FB	Ave	9097 437278	16925	40441	96574	170155	1.00 40.0	2.00	5.00	10.0	20.0
1,1-Dichloroethane	FB	Ave	107244 4927118	213130	548690	1085074	2183731	1.00 40.0	2.00	5.00	10.0	20.0
Vinyl acetate	FB	Ave	4519 256928	7749	27909	53401	108875	1.00 40.0	2.00	5.00	10.0	20.0
2,2-Dichloropropane	FB	Ave	40303 2061339	80875	216391	453440	927519	1.00 40.0	2.00	5.00	10.0	20.0
cis-1,2-Dichloroethene	FB	Ave	53100 2371969	106177	260316	533962	1071235	1.00 40.0	2.00	5.00	10.0	20.0
2-Butanone	FB	Ave	60995 2590121	103808	291484	530403	1062260	2.00 80.0	4.00	10.0	20.0	40.0
Bromochloromethane	FB	Ave	27068 1189718	49369	133471	269835	530453	1.00 40.0	2.00	5.00	10.0	20.0
Tetrahydrofuran	FB	Ave	17563 849819	31378	92828	168621	347894	1.00 40.0	2.00	5.00	10.0	20.0
Chloroform	FB	Ave	86685 3936069	176933	446404	884088	1771404	1.00 40.0	2.00	5.00	10.0	20.0
1,1,1-Trichloroethane	FB	Ave	58129 3141845	124574	330856	681972	1390486	1.00 40.0	2.00	5.00	10.0	20.0
Cyclohexane	FB	Ave	114582 5320899	210580	566409	1167951	2275312	1.00 40.0	2.00	5.00	10.0	20.0
1,1-Dichloropropene	FB	Ave	62354 2984425	122133	326747	651168	1309887	1.00 40.0	2.00	5.00	10.0	20.0
Carbon tetrachloride	FB	Ave	52250 2885494	112900	285293	596045	1264212	1.00 40.0	2.00	5.00	10.0	20.0
Benzene	FB	Ave	191394 8747271	390517	959034	1889230	3819339	1.00 40.0	2.00	5.00	10.0	20.0
1,2-Dichloroethane	FB	Ave	92295 4077445	185930	469576	913409	1801257	1.00 40.0	2.00	5.00	10.0	20.0
Trichloroethene	FB	Ave	53784 2357591	102825	258839	517482	1033568	1.00 40.0	2.00	5.00	10.0	20.0
Methylcyclohexane	FB	Ave	57354 3094045	117037	320555	644350	1309700	1.00 40.0	2.00	5.00	10.0	20.0
1,2-Dichloropropane	FB	Ave	55609 2587558	106554	280004	535540	1102296	1.00 40.0	2.00	5.00	10.0	20.0

FORM VI
GC/MS VOA INITIAL CALIBRATION DATA
INTERNAL STANDARD RESPONSE AND CONCENTRATION

Lab Name: TestAmerica North Canton Job No.: 240-1564-1 Analy Batch No.: 2892

SDG No.:

Instrument ID: A3UX15 GC Column: DB-624 ID: 0.18(mm) Heated Purge: (Y/N) N

Calibration Start Date: 05/27/2011 14:24 Calibration End Date: 05/27/2011 16:18 Calibration ID: 1187

ANALYTE	IS REF	CURVE TYPE	RESPONSE					CONCENTRATION (UG/L)				
			LVL 1 LVL 6	LVL 2	LVL 3	LVL 4	LVL 5	LVL 1 LVL 6	LVL 2	LVL 3	LVL 4	LVL 5
Dibromomethane	FB	Ave	27195 1196443	49138	132588	270616	534128	1.00 40.0	2.00	5.00	10.0	20.0
1,4-Dioxane	FB	Ave	7447 471251	23417	56749	91527	223310	50.0 2000	100	250	500	1000
Bromodichloromethane	FB	Ave	47542 2652064	92114	254549	533998	1116529	1.00 40.0	2.00	5.00	10.0	20.0
2-Chloroethyl vinyl ether	FB	Ave	45328 2454001	85454	245283	457215	1012269	2.00 80.0	4.00	10.0	20.0	40.0
cis-1,3-Dichloropropene	FB	Ave	43537 2857623	89134	257996	535699	1164509	1.00 40.0	2.00	5.00	10.0	20.0
4-Methyl-2-pentanone	FB	Ave	87593 5044068	185179	502163	1026571	2096231	2.00 80.0	4.00	10.0	20.0	40.0
Toluene	CBZ	Ave	187676 9326582	375641	985175	1938901	3936400	1.00 40.0	2.00	5.00	10.0	20.0
trans-1,3-Dichloropropene	CBZ	Ave	32798 2316220	72744	206041	429979	919633	1.00 40.0	2.00	5.00	10.0	20.0
Ethyl methacrylate	CBZ	Ave	31649 1981619	64665	187154	401759	830006	1.00 40.0	2.00	5.00	10.0	20.0
1,1,2-Trichloroethane	CBZ	Ave	34337 1500101	68533	168386	328068	649470	1.00 40.0	2.00	5.00	10.0	20.0
Tetrachloroethene	CBZ	Ave	39452 1660986	72535	185421	371694	728331	1.00 40.0	2.00	5.00	10.0	20.0
1,3-Dichloropropane	CBZ	Ave	57595 2626527	115351	299330	566841	1142848	1.00 40.0	2.00	5.00	10.0	20.0
2-Hexanone	CBZ	Ave	61915 3064090	126774	319716	637094	1296228	2.00 80.0	4.00	10.0	20.0	40.0
Dibromochloromethane	CBZ	Ave	28347 1838484	59946	167549	346765	742748	1.00 40.0	2.00	5.00	10.0	20.0
1,2-Dibromoethane	CBZ	Ave	31566 1490004	62621	166180	314176	636854	1.00 40.0	2.00	5.00	10.0	20.0
Chlorobenzene	CBZ	Ave	131360 5870582	253907	664604	1242451	2516669	1.00 40.0	2.00	5.00	10.0	20.0
1,1,1,2-Tetrachloroethane	CBZ	Ave	34964 2087193	75763	209539	424807	889595	1.00 40.0	2.00	5.00	10.0	20.0
Ethylbenzene	CBZ	Ave	59565 3118032	124221	348992	674316	1355747	1.00 40.0	2.00	5.00	10.0	20.0
m-Xylene & p-Xylene	CBZ	Ave	309570 14371837	638611	1764694	3396100	6874422	2.00 80.0	4.00	10.0	20.0	40.0
o-Xylene	CBZ	Ave	74074 3851585	154807	422066	822467	1658646	1.00 40.0	2.00	5.00	10.0	20.0
Styrene	CBZ	Ave	115277 6451538	240292	679765	1318498	2734127	1.00 40.0	2.00	5.00	10.0	20.0

FORM VI
GC/MS VOA INITIAL CALIBRATION DATA
INTERNAL STANDARD RESPONSE AND CONCENTRATION

Lab Name: TestAmerica North Canton Job No.: 240-1564-1 Analy Batch No.: 2892

SDG No.:

Instrument ID: A3UX15 GC Column: DB-624 ID: 0.18(mm) Heated Purge: (Y/N) N

Calibration Start Date: 05/27/2011 14:24 Calibration End Date: 05/27/2011 16:18 Calibration ID: 1187

ANALYTE	IS REF	CURVE TYPE	RESPONSE					CONCENTRATION (UG/L)				
			LVL 1 LVL 6	LVL 2	LVL 3	LVL 4	LVL 5	LVL 1 LVL 6	LVL 2	LVL 3	LVL 4	LVL 5
Bromoform	CBZ	Ave	14408 925984	28280	82333	168942	362918	1.00 40.0	2.00	5.00	10.0	20.0
Isopropylbenzene	CBZ	Ave	186726 10205517	372259	1073962	2084011	4292014	1.00 40.0	2.00	5.00	10.0	20.0
Bromobenzene	DCB	Ave	48944 2287768	99882	270663	496176	1030258	1.00 40.0	2.00	5.00	10.0	20.0
1,1,2,2-Tetrachloroethane	DCB	Ave	39536 1826337	75646	205980	392345	812034	1.00 40.0	2.00	5.00	10.0	20.0
1,2,3-Trichloropropane	DCB	Ave	13212 613451	26217	78512	147121	271088	1.00 40.0	2.00	5.00	10.0	20.0
trans-1,4-Dichloro-2-butene	DCB	Ave	13567 822657	28480	82540	161037	339290	1.00 40.0	2.00	5.00	10.0	20.0
n-Propylbenzene	DCB	Ave	46184 2571988	102873	301473	556287	1108796	1.00 40.0	2.00	5.00	10.0	20.0
2-Chlorotoluene	DCB	Ave	47560 2333249	97472	272748	518511	1026386	1.00 40.0	2.00	5.00	10.0	20.0
1,3,5-Trimethylbenzene	DCB	Ave	142538 8366683	309401	921098	1717991	3445811	1.00 40.0	2.00	5.00	10.0	20.0
4-Chlorotoluene	DCB	Ave	163707 8092055	337730	920949	1743125	3455584	1.00 40.0	2.00	5.00	10.0	20.0
tert-Butylbenzene	DCB	Ave	125725 7111008	251233	766871	1437823	2943261	1.00 40.0	2.00	5.00	10.0	20.0
1,2,4-Trimethylbenzene	DCB	Ave	149257 8459573	308178	955303	1744688	3555698	1.00 40.0	2.00	5.00	10.0	20.0
sec-Butylbenzene	DCB	Ave	167256 9660571	340990	1091464	1938948	3913590	1.00 40.0	2.00	5.00	10.0	20.0
1,3-Dichlorobenzene	DCB	Ave	104190 4608756	203138	566722	1004579	2010780	1.00 40.0	2.00	5.00	10.0	20.0
p-Isopropyltoluene	DCB	Ave	135700 8366523	295896	936181	1681455	3408339	1.00 40.0	2.00	5.00	10.0	20.0
1,4-Dichlorobenzene	DCB	Ave	110549 4755855	216463	592827	1058250	2074498	1.00 40.0	2.00	5.00	10.0	20.0
1,2-Dichlorobenzene	DCB	Ave	105003 4356961	183886	559400	959872	1891086	1.00 40.0	2.00	5.00	10.0	20.0
n-Butylbenzene	DCB	Ave	112971 6977901	244525	786911	1394813	2813366	1.00 40.0	2.00	5.00	10.0	20.0
1,2-Dibromo-3-Chloropropane	DCB	Ave	5001 293670	10668	33416	60196	125553	1.00 40.0	2.00	5.00	10.0	20.0
1,3,5-Trichlorobenzene	DCB	Ave	52111 2469154	106559	353620	552821	1107934	1.00 40.0	2.00	5.00	10.0	20.0
1,2,4-Trichlorobenzene	DCB	Ave	45208 2077467	87158	314225	473757	936155	1.00 40.0	2.00	5.00	10.0	20.0

FORM VI
GC/MS VOA INITIAL CALIBRATION DATA
INTERNAL STANDARD RESPONSE AND CONCENTRATION

Lab Name: TestAmerica North Canton Job No.: 240-1564-1 Analy Batch No.: 2892

SDG No.:

Instrument ID: A3UX15 GC Column: DB-624 ID: 0.18(mm) Heated Purge: (Y/N) N

Calibration Start Date: 05/27/2011 14:24 Calibration End Date: 05/27/2011 16:18 Calibration ID: 1187

ANALYTE	IS REF	CURVE TYPE	RESPONSE					CONCENTRATION (UG/L)				
			LVL 1 LVL 6	LVL 2	LVL 3	LVL 4	LVL 5	LVL 1 LVL 6	LVL 2	LVL 3	LVL 4	LVL 5
Hexachlorobutadiene	DCB	Ave	17626 698877	36178	116835	176345	333487	1.00 40.0	2.00	5.00	10.0	20.0
Naphthalene	DCB	Lin1	78915 5163766	171171	717318	1172588	2371105	1.00 40.0	2.00	5.00	10.0	20.0
1,2,3-Trichlorobenzene	DCB	Ave	40590 1646357	79573	281206	424517	834047	1.00 40.0	2.00	5.00	10.0	20.0
Dibromofluoromethane (Surr)	FB	Ave	44310 2142598	91216	238520	466764	974255	1.00 40.0	2.00	5.00	10.0	20.0
1,2-Dichloroethane-d4 (Surr)	FB	Ave	62682 2951079	128381	331885	652537	1323812	1.00 40.0	2.00	5.00	10.0	20.0
Toluene-d8 (Surr)	CBZ	Ave	144426 7647910	297379	787434	1572362	3306801	1.00 40.0	2.00	5.00	10.0	20.0
4-Bromofluorobenzene (Surr)	CBZ	Ave	52387 2495881	111054	287513	546677	1145124	1.00 40.0	2.00	5.00	10.0	20.0

Curve Type Legend:
Ave = Average ISTD
Lin1 = Linear 1/conc ISTD
Qua = Quadratic ISTD

FORM VI
GC/MS VOA INITIAL CALIBRATION DATA
INTERNAL STANDARD CURVE EVALUTION

Lab Name: TestAmerica North Canton Job No.: 240-1564-1 Analy Batch No.: 2892

SDG No.:

Instrument ID: A3UX15 GC Column: DB-624 ID: 0.18(mm) Heated Purge: (Y/N) N

Calibration Start Date: 05/27/2011 16:40 Calibration End Date: 05/27/2011 18:31 Calibration ID: 1189

Calibration Files:

LEVEL:	LAB SAMPLE ID:	LAB FILE ID:
Level 1	STD6 240-2892/13	UXC5679.D
Level 2	STD5 240-2892/12	UXC5678.D
Level 3	STD4 240-2892/11	UXC5677.D
Level 4	STD3 240-2892/10	UXC5676.D
Level 5	STD2 240-2892/9	UXC5675.D
Level 6	STD1 240-2892/8	UXC5674.D

ANALYTE	RRF					CURVE TYPE	COEFFICIENT			#	MIN RRF	%RSD	#	MAX %RSD	R^2 OR COD	#	MIN R^2 OR COD
	LVL 1	LVL 2	LVL 3	LVL 4	LVL 5		B	M1	M2								
	LVL 6																
Dichlorofluoromethane	0.5058	0.5701	0.5495	0.5709	0.5770	Ave		0.5545				4.7		15.0			
	0.5538																
Ethyl ether	0.4443	0.4171	0.4216	0.4134	0.4273	Ave		0.4221				3.0		15.0			
	0.4090																
3-Chloro-1-propene	0.1296	0.1259	0.1376	0.1474	0.1574	Ave		0.1422				9.3		15.0			
	0.1554																
Diisopropyl ether	0.2602	0.2607	0.2755	0.2850	0.2992	Ave		0.2789				5.9		15.0			
	0.2929																
2-Chloro-1,3-butadiene	0.7392	0.7893	0.8104	0.8242	0.8981	Ave		0.8253				7.4		15.0			
	0.8903																
Ethyl-t-butyl ether (ETBE)	1.0327	1.0464	1.1030	1.1338	1.2337	Ave		1.1286				7.6		15.0			
	1.2220																
Ethyl acetate	0.3350	0.3234	0.3093	0.3295	0.3374	Ave		0.3313				4.4		15.0			
	0.3530																
Propionitrile	0.0353	0.0381	0.0448	0.0416	0.0525	Lin1	-0.050	0.0520							0.9950		0.9900
	0.0525																
Methacrylonitrile	0.2513	0.2311	0.2344	0.2456	0.2559	Ave		0.2465				4.8		15.0			
	0.2608																
Isobutyl alcohol	0.0080	0.0061	0.0076	0.0082	0.0086	Ave		0.0078				12.0		15.0			
	0.0085																
Tert-amyl-methyl ether (TAME)	0.5550	0.5328	0.5695	0.6065	0.6525	Ave		0.5949				8.6		15.0			
	0.6531																
n-Heptane	0.0583	0.0423	0.0547	0.0558	0.0633	Ave		0.0560				13.0		15.0			
	0.0614																
n-Butanol	0.0052	0.0045	0.0055	0.0071	0.0072	Lin1	-0.064	0.0071							0.9960		0.9900
	0.0069																
Methyl methacrylate	0.2961	0.2426	0.2855	0.2853	0.3148	Ave		0.2921				10.0		15.0			
	0.3283																
2-Nitropropane	0.0573	0.0529	0.0525	0.0556	0.0598	Ave		0.0576				9.5		15.0			
	0.0673																

Note: The m1 coefficient is the same as Ave RRF for an Ave curve type.

FORM VI
GC/MS VOA INITIAL CALIBRATION DATA
INTERNAL STANDARD CURVE EVALUTION

Lab Name: TestAmerica North Canton Job No.: 240-1564-1 Analy Batch No.: 2892

SDG No.:

Instrument ID: A3UX15 GC Column: DB-624 ID: 0.18(mm) Heated Purge: (Y/N) N

Calibration Start Date: 05/27/2011 16:40 Calibration End Date: 05/27/2011 18:31 Calibration ID: 1189

ANALYTE	RRF					CURVE TYPE	COEFFICIENT			#	MIN RRF	%RSD	#	MAX %RSD	R^2 OR COD	#	MIN R^2 OR COD
	LVL 1 LVL 6	LVL 2	LVL 3	LVL 4	LVL 5		B	M1	M2								
n-Butyl acetate	0.3299 0.5130	0.3279	0.3893	0.4179	0.4916	Lin1	-0.583	0.5027							0.9950		0.9900
Cyclohexanone	0.0265 0.0395	0.0261	0.0282	0.0331	0.0369	Lin1	-0.215	0.0384							0.9940		0.9900
1,2,3-Trimethylbenzene	2.1827 3.1269	2.3844	2.6842	2.8192	3.0801	Ave		2.7129				14.0		15.0			
2-Methylnaphthalene	0.5005 1.2365	0.4990	0.6181	0.8325	1.0548	Qua	-1.856	0.8816	0.0048						0.9990		0.9900

Note: The m1 coefficient is the same as Ave RRF for an Ave curve type.

FORM VI
GC/MS VOA INITIAL CALIBRATION DATA
INTERNAL STANDARD RESPONSE AND CONCENTRATION

Lab Name: TestAmerica North Canton Job No.: 240-1564-1 Analy Batch No.: 2892

SDG No.:

Instrument ID: A3UX15 GC Column: DB-624 ID: 0.18(mm) Heated Purge: (Y/N) N

Calibration Start Date: 05/27/2011 16:40 Calibration End Date: 05/27/2011 18:31 Calibration ID: 1189

Calibration Files:

LEVEL:	LAB SAMPLE ID:	LAB FILE ID:
Level 1	STD6 240-2892/13	UXC5679.D
Level 2	STD5 240-2892/12	UXC5678.D
Level 3	STD4 240-2892/11	UXC5677.D
Level 4	STD3 240-2892/10	UXC5676.D
Level 5	STD2 240-2892/9	UXC5675.D
Level 6	STD1 240-2892/8	UXC5674.D

ANALYTE	IS REF	CURVE TYPE	RESPONSE					CONCENTRATION (UG/L)				
			LVL 1 LVL 6	LVL 2	LVL 3	LVL 4	LVL 5	LVL 1 LVL 6	LVL 2	LVL 3	LVL 4	LVL 5
Dichlorofluoromethane	FB	Ave	72288 3297679	166754	399655	828131	1659718	1.00 40.0	2.00	5.00	10.0	20.0
Ethyl ether	FB	Ave	63505 2435289	121997	306672	599635	1229202	1.00 40.0	2.00	5.00	10.0	20.0
3-Chloro-1-propene	FB	Ave	18519 925050	36813	100046	213772	452640	1.00 40.0	2.00	5.00	10.0	20.0
Diisopropyl ether	FB	Ave	185928 8720476	381208	1001973	2067051	4303087	5.00 200	10.0	25.0	50.0	100
2-Chloro-1,3-butadiene	FB	Ave	105650 5301309	230854	589456	1195639	2583409	1.00 40.0	2.00	5.00	10.0	20.0
Ethyl-t-butyl ether (ETBE)	FB	Ave	147589 7276007	306063	802249	1644700	3548685	1.00 40.0	2.00	5.00	10.0	20.0
Ethyl acetate	FB	Ave	95754 4203993	189150	449942	955899	1941285	2.00 80.0	4.00	10.0	20.0	40.0
Propionitrile	FB	Lin1	10086 625548	22261	65133	120707	301861	2.00 80.0	4.00	10.0	20.0	40.0
Methacrylonitrile	FB	Ave	35922 1552776	67585	170465	356229	736079	1.00 40.0	2.00	5.00	10.0	20.0
Isobutyl alcohol	FB	Ave	22980 1014117	35935	109875	236493	494697	20.0 800	40.0	100	200	400
Tert-amyl-methyl ether (TAME)	FB	Ave	79324 3888958	155833	414194	879879	1876945	1.00 40.0	2.00	5.00	10.0	20.0
n-Heptane	FB	Ave	8336 365603	12362	39793	80909	182148	1.00 40.0	2.00	5.00	10.0	20.0
n-Butanol	FB	Lin1	14892 820461	26259	79999	205540	411697	20.0 800	40.0	100	200	400
Methyl methacrylate	FB	Ave	42317 1954904	70961	207635	413849	905591	1.00 40.0	2.00	5.00	10.0	20.0
2-Nitropropane	FB	Ave	16384 801158	30917	76408	161292	343995	2.00 80.0	4.00	10.0	20.0	40.0
n-Butyl acetate	FB	Lin1	94286 6108674	191827	566294	1212472	2828095	2.00 80.0	4.00	10.0	20.0	40.0

FORM VI
GC/MS VOA INITIAL CALIBRATION DATA
INTERNAL STANDARD RESPONSE AND CONCENTRATION

Lab Name: TestAmerica North Canton Job No.: 240-1564-1 Analy Batch No.: 2892

SDG No.:

Instrument ID: A3UX15 GC Column: DB-624 ID: 0.18(mm) Heated Purge: (Y/N) N

Calibration Start Date: 05/27/2011 16:40 Calibration End Date: 05/27/2011 18:31 Calibration ID: 1189

ANALYTE	IS REF	CURVE TYPE	RESPONSE					CONCENTRATION (UG/L)				
			LVL 1 LVL 6	LVL 2	LVL 3	LVL 4	LVL 5	LVL 1 LVL 6	LVL 2	LVL 3	LVL 4	LVL 5
Cyclohexanone	DCB	Lin1	13790 859900	26797	73557	174165	384635	10.0 400	20.0	50.0	100	200
1,2,3-Trimethylbenzene	DCB	Ave	113500 6805863	244747	700679	1484636	3210208	1.00 40.0	2.00	5.00	10.0	20.0
2-Methylnaphthalene	DCB	Qua	52056 5382543	102437	322683	876792	2198625	2.00 80.0	4.00	10.0	20.0	40.0

Curve Type Legend:

Ave = Average ISTD
Lin1 = Linear 1/conc ISTD
Qua = Quadratic ISTD

FORM VII
GC/MS VOA CONTINUING CALIBRATION DATA

Lab Name: TestAmerica North Canton Job No.: 240-1564-1

SDG No.:

Lab Sample ID: ICV 240-2892/14 Calibration Date: 05/27/2011 18:53

Instrument ID: A3UX15 Calib Start Date: 05/27/2011 14:24

GC Column: DB-624 ID: 0.18(mm) Calib End Date: 05/27/2011 16:18

Lab File ID: UXC5680.D Conc. Units: ug/L Heated Purge: (Y/N) N

ANALYTE	CURVE TYPE	AVE RRF	RRF	MIN RRF	CALC AMOUNT	SPIKE AMOUNT	%D	MAX %D
Dichlorodifluoromethane	Ave	0.2442	0.2923		12.0	10.0	19.7	50.0
Chloromethane	Ave	0.6357	0.6966	0.1000	11.0	10.0	9.6	50.0
Vinyl chloride	Ave	0.4440	0.4945		11.1	10.0	11.4	20.0
Bromomethane	Ave	0.1579	0.1460		9.25	10.0	-7.5	50.0
Chloroethane	Ave	0.2559	0.2518		9.84	10.0	-1.6	50.0
Trichlorofluoromethane	Ave	0.3984	0.4195		10.5	10.0	5.3	50.0
Acrolein	Ave	0.0509	0.0533		31.4	30.0	4.8	50.0
1,1-Dichloroethene	Ave	0.2637	0.2826		10.7	10.0	7.2	20.0
1,1,2-Trichloro-1,2,2-trichfluoroethane	Ave	0.2003	0.2191		10.9	10.0	9.4	50.0
Acetone	Qua		0.0958		17.0	20.0	-15.0	50.0
Iodomethane	Ave	0.5331	0.5751		10.8	10.0	7.9	50.0
Carbon disulfide	Ave	0.7801	0.7887		10.1	10.0	1.1	50.0
Acetonitrile	Qua		0.0247		15.8	30.0	-47.3	50.0
Methyl acetate	Ave	0.3623	0.3311		9.14	10.0	-8.6	50.0
Methylene Chloride	Lin1		0.3505		9.83	10.0	-1.7	50.0
tert-Butyl alcohol	Qua		0.0119		178	200	-11.3	50.0
Acrylonitrile	Ave	0.1671	0.1553		27.9	30.0	-7.1	50.0
trans-1,2-Dichloroethene	Ave	0.3233	0.3327		10.3	10.0	2.9	50.0
Methyl tert-butyl ether	Ave	0.7608	0.7553		9.93	10.0	-0.7	50.0
Hexane	Ave	0.0604	0.0668		11.1	10.0	10.6	20.0
1,1-Dichloroethane	Ave	0.7335	0.7335	0.1000	10.0	10.0	0.0	50.0
Vinyl acetate	Ave	0.0343	0.0406		11.8	10.0	18.3	50.0
2,2-Dichloropropane	Ave	0.2947	0.2584		8.77	10.0	-12.3	50.0
cis-1,2-Dichloroethene	Ave	0.3584	0.3519		9.82	10.0	-1.8	50.0
2-Butanone	Ave	0.1888	0.1717		18.2	20.0	-9.0	50.0
Bromochloromethane	Ave	0.1785	0.1747		9.79	10.0	-2.1	50.0
Tetrahydrofuran	Ave	0.1183	0.1123		9.50	10.0	-5.0	50.0
Chloroform	Ave	0.5961	0.5950		9.98	10.0	-0.2	20.0
1,1,1-Trichloroethane	Ave	0.4440	0.4269		9.61	10.0	-3.9	50.0
Cyclohexane	Ave	0.7687	0.7994		10.4	10.0	4.0	50.0
1,1-Dichloropropene	Ave	0.4347	0.4345		10.0	10.0	-0.0	50.0
Carbon tetrachloride	Ave	0.3974	0.3823		9.62	10.0	-3.8	50.0
Benzene	Ave	1.299	1.294		9.96	10.0	-0.4	50.0
1,2-Dichloroethane	Ave	0.6214	0.6185		9.95	10.0	-0.5	50.0
Trichloroethene	Ave	0.3526	0.3552		10.1	10.0	0.7	50.0
Methylcyclohexane	Ave	0.4266	0.4441		10.4	10.0	4.1	50.0
1,2-Dichloropropane	Ave	0.3731	0.3814		10.2	10.0	2.2	20.0
Dibromomethane	Ave	0.1788	0.1803		10.1	10.0	0.8	50.0
Bromodichloromethane	Ave	0.3522	0.3482		9.89	10.0	-1.1	50.0
2-Chloroethyl vinyl ether	Ave	0.1622	0.1639		10.1	10.0	1.1	50.0

FORM VII
GC/MS VOA CONTINUING CALIBRATION DATA

Lab Name: TestAmerica North Canton Job No.: 240-1564-1

SDG No.:

Lab Sample ID: ICV 240-2892/14 Calibration Date: 05/27/2011 18:53

Instrument ID: A3UX15 Calib Start Date: 05/27/2011 14:24

GC Column: DB-624 ID: 0.18(mm) Calib End Date: 05/27/2011 16:18

Lab File ID: UXC5680.D Conc. Units: ug/L Heated Purge: (Y/N) N

ANALYTE	CURVE TYPE	AVE RRF	RRF	MIN RRF	CALC AMOUNT	SPIKE AMOUNT	%D	MAX %D
cis-1,3-Dichloropropene	Ave	0.3547	0.3310		9.33	10.0	-6.7	50.0
4-Methyl-2-pentanone	Ave	0.3380	0.3400		20.1	20.0	0.6	50.0
Toluene	Ave	1.884	1.882		9.99	10.0	-0.1	20.0
trans-1,3-Dichloropropene	Ave	0.4030	0.4036		10.0	10.0	0.1	50.0
1,1,2-Trichloroethane	Ave	0.3235	0.3315		10.2	10.0	2.5	50.0
Tetrachloroethene	Ave	0.3596	0.3485		9.69	10.0	-3.1	50.0
1,3-Dichloropropane	Ave	0.5591	0.5758		10.3	10.0	3.0	50.0
2-Hexanone	Ave	0.3105	0.3212		20.7	20.0	3.4	50.0
Dibromochloromethane	Ave	0.3287	0.3226		9.81	10.0	-1.9	50.0
1,2-Dibromoethane	Ave	0.3098	0.3100		10.0	10.0	0.0	50.0
Chlorobenzene	Ave	1.242	1.212	0.3000	9.75	10.0	-2.5	50.0
1,1,1,2-Tetrachloroethane	Ave	0.3989	0.4055		10.2	10.0	1.6	50.0
Ethylbenzene	Ave	0.6371	0.6319		9.92	10.0	-0.8	20.0
m-Xylene & p-Xylene	Ave	1.597	1.630		20.4	20.0	2.0	50.0
o-Xylene	Ave	0.7830	0.7689		9.82	10.0	-1.8	50.0
Styrene	Ave	1.260	1.238		9.83	10.0	-1.7	50.0
Bromoform	Ave	0.1617	0.1564	0.1000	9.67	10.0	-3.3	50.0
Isopropylbenzene	Ave	1.990	1.943		9.76	10.0	-2.4	50.0
Bromobenzene	Ave	0.8622	0.8897		10.3	10.0	3.2	50.0
1,1,2,2-Tetrachloroethane	Ave	0.6759	0.6784	0.3000	10.0	10.0	0.4	50.0
1,2,3-Trichloropropane	Ave	0.2369	0.2458		10.4	10.0	3.7	50.0
trans-1,4-Dichloro-2-butene	Ave	0.2702	0.2923		21.6	20.0	8.2	50.0
n-Propylbenzene	Ave	0.9204	0.9585		10.4	10.0	4.1	50.0
2-Chlorotoluene	Ave	0.8642	0.8622		9.98	10.0	-0.2	50.0
1,3,5-Trimethylbenzene	Ave	2.855	2.889		10.1	10.0	1.2	50.0
4-Chlorotoluene	Ave	2.950	2.943		9.98	10.0	-0.2	50.0
tert-Butylbenzene	Ave	2.410	2.376		9.86	10.0	-1.4	50.0
1,2,4-Trimethylbenzene	Ave	2.920	2.979		10.2	10.0	2.0	50.0
sec-Butylbenzene	Ave	3.274	3.166		9.67	10.0	-3.3	50.0
1,3-Dichlorobenzene	Ave	1.760	1.691		9.61	10.0	-3.9	50.0
p-Isopropyltoluene	Ave	2.807	2.872		10.2	10.0	2.3	50.0
1,4-Dichlorobenzene	Ave	1.845	1.737		9.41	10.0	-5.9	50.0
1,2-Dichlorobenzene	Ave	1.685	1.589		9.43	10.0	-5.7	50.0
n-Butylbenzene	Ave	2.334	2.330		9.98	10.0	-0.2	50.0
1,2-Dibromo-3-Chloropropane	Ave	0.1011	0.0976		9.65	10.0	-3.5	50.0
1,2,4-Trichlorobenzene	Ave	0.8224	0.7689		9.35	10.0	-6.5	50.0
Hexachlorobutadiene	Ave	0.3070	0.2741		8.93	10.0	-10.7	50.0
Naphthalene	Lin1		1.869		9.52	10.0	-4.8	50.0
1,2,3-Trichlorobenzene	Ave	0.7247	0.6829		9.42	10.0	-5.8	50.0
Dibromofluoromethane (Surr)	Ave	0.3162	0.3012		9.52	10.0	-4.8	50.0
1,2-Dichloroethane-d4 (Surr)	Ave	0.4398	0.4409		10.0	10.0	0.2	50.0

FORM VII
GC/MS VOA CONTINUING CALIBRATION DATA

Lab Name: TestAmerica North Canton Job No.: 240-1564-1

SDG No.:

Lab Sample ID: ICV 240-2892/14 Calibration Date: 05/27/2011 18:53

Instrument ID: A3UX15 Calib Start Date: 05/27/2011 14:24

GC Column: DB-624 ID: 0.18(mm) Calib End Date: 05/27/2011 16:18

Lab File ID: UXC5680.D Conc. Units: ug/L Heated Purge: (Y/N) N

ANALYTE	CURVE TYPE	AVE RRF	RRF	MIN RRF	CALC AMOUNT	SPIKE AMOUNT	%D	MAX %D
Toluene-d8 (Surr)	Ave	1.517	1.520		10.0	10.0	0.2	50.0
4-Bromofluorobenzene (Surr)	Ave	0.5357	0.5332		9.95	10.0	-0.5	50.0

FORM VII
GC/MS VOA CONTINUING CALIBRATION DATA

Lab Name: TestAmerica North Canton Job No.: 240-1564-1

SDG No.:

Lab Sample ID: ICV 240-2892/14 Calibration Date: 05/27/2011 18:53

Instrument ID: A3UX15 Calib Start Date: 05/27/2011 16:40

GC Column: DB-624 ID: 0.18(mm) Calib End Date: 05/27/2011 18:31

Lab File ID: UXC5680.D Conc. Units: ug/L Heated Purge: (Y/N) N

ANALYTE	CURVE TYPE	AVE RRF	RRF	MIN RRF	CALC AMOUNT	SPIKE AMOUNT	%D	MAX %D
Ethyl ether	Ave	0.4221	0.4279		10.1	10.0	1.4	50.0
Diisopropyl ether	Ave	0.2789	0.2756		9.88	10.0	-1.2	50.0
Isobutyl alcohol	Ave	0.0078	0.0088		560	500	12.1	50.0
Cyclohexanone	Lin1		0.0182		100	200	-49.8	50.0
1,2,3-Trimethylbenzene	Ave	2.713	2.976		11.0	10.0	9.7	50.0

FORM V
GC/MS VOA INSTRUMENT PERFORMANCE CHECK
BROMOFLUOROBENZENE (BFB)

Lab Name: TestAmerica North Canton Job No.: 240-1564-1

SDG No.:

Lab File ID: BFB701A.D BFB Injection Date: 07/06/2011

Instrument ID: A3UX15 BFB Injection Time: 10:27

Analysis Batch No.: 7283

M/E	ION ABUNDANCE CRITERIA	% RELATIVE ABUNDANCE	
50	15.0 - 40.0 % of mass 95	33.5	
75	30.0 - 60.0 % of mass 95	53.0	
95	Base Peak, 100% relative abundance	100.0	
96	5.0 - 9.0 % of mass 95	6.5	
173	Less than 2.0 % of mass 174	0.7	(0.9)1
174	50.0 - 120.00 % of mass 95	81.6	
175	5.0 - 9.0 % of mass 174	5.9	(7.3)1
176	95.0 - 101.0 % of mass 174	77.7	(95.2)1
177	5.0 - 9.0 % of mass 176	5.0	(6.4)2

1-Value is % mass 174 2-Value is % mass 176

THIS CHECK APPLIES TO THE FOLLOWING SAMPLES, MS, MSD, BLANKS AND STANDARDS:

CLIENT SAMPLE ID	LAB SAMPLE ID	LAB FILE ID	DATE ANALYZED	TIME ANALYZED
	CCVIS 240-7283/2	UXC6573.D	07/06/2011	10:50
	CCV 240-7283/3	UXC6574.D	07/06/2011	11:12
	LCS 240-7283/4	UXC6575.D	07/06/2011	11:35
	MB 240-7283/5	UXC6576.D	07/06/2011	11:58
TB-062811	240-1564-4	UXC6587.D	07/06/2011	16:05
	240-1543-C-14 MS	UXC6598.D	07/06/2011	20:09
	240-1543-A-14 MSD	UXC6599.D	07/06/2011	20:32

FORM VII
GC/MS VOA CONTINUING CALIBRATION DATA

Lab Name: TestAmerica North Canton Job No.: 240-1564-1

SDG No.:

Lab Sample ID: CCVIS 240-7283/2 Calibration Date: 07/06/2011 10:50

Instrument ID: A3UX15 Calib Start Date: 05/27/2011 14:24

GC Column: DB-624 ID: 0.18(mm) Calib End Date: 05/27/2011 16:18

Lab File ID: UXC6573.D Conc. Units: ug/L Heated Purge: (Y/N) N

ANALYTE	CURVE TYPE	AVE RRF	RRF	MIN RRF	CALC AMOUNT	SPIKE AMOUNT	%D	MAX %D
Dichlorodifluoromethane	Ave	0.2442	0.2747		11.2	10.0	12.5	50.0
Chloromethane	Ave	0.6357	0.7472	0.1000	11.8	10.0	17.5	50.0
Vinyl chloride	Ave	0.4440	0.5114		11.5	10.0	15.2	20.0
Bromomethane	Ave	0.1579	0.1768		11.2	10.0	12.0	50.0
Chloroethane	Ave	0.2559	0.2785		10.9	10.0	8.9	50.0
Trichlorofluoromethane	Ave	0.3984	0.5316		13.3	10.0	33.4	50.0
Acrolein	Ave	0.0509	0.0503		98.8	100	-1.2	50.0
1,1-Dichloroethene	Ave	0.2637	0.2841		10.8	10.0	7.8	20.0
1,1,2-Trichloro-1,2,2-trichfluoroethane	Ave	0.2003	0.2394		11.9	10.0	19.5	50.0
Acetone	Qua		0.1410		25.8	20.0	29.0	50.0
Iodomethane	Ave	0.5331	0.5602		10.5	10.0	5.1	50.0
Carbon disulfide	Ave	0.7801	0.8334		10.7	10.0	6.8	50.0
Acetonitrile	Qua		0.0531		181	100	81.2*	50.0
Methyl acetate	Ave	0.3623	0.3585		19.8	20.0	-1.0	50.0
Methylene Chloride	Lin1		0.3777		10.7	10.0	7.0	50.0
tert-Butyl alcohol	Qua		0.0196		283	200	41.6	50.0
Acrylonitrile	Ave	0.1671	0.1781		21.3	20.0	6.6	50.0
trans-1,2-Dichloroethene	Ave	0.3233	0.3419		10.6	10.0	5.8	50.0
Methyl tert-butyl ether	Ave	0.7608	0.7314		9.61	10.0	-3.9	50.0
Hexane	Ave	0.0604	0.0704		11.7	10.0	16.6	20.0
1,1-Dichloroethane	Ave	0.7335	0.7387	0.1000	10.1	10.0	0.7	50.0
Vinyl acetate	Ave	0.0343	0.0353		10.3	10.0	3.0	50.0
2,2-Dichloropropane	Ave	0.2947	0.2874		9.75	10.0	-2.5	50.0
cis-1,2-Dichloroethene	Ave	0.3584	0.3692		10.3	10.0	3.0	50.0
2-Butanone	Ave	0.1888	0.1854		19.6	20.0	-1.8	50.0
Bromochloromethane	Ave	0.1785	0.1823		10.2	10.0	2.1	50.0
Tetrahydrofuran	Ave	0.1183	0.1139		9.63	10.0	-3.7	50.0
Chloroform	Ave	0.5961	0.6069		10.2	10.0	1.8	20.0
1,1,1-Trichloroethane	Ave	0.4440	0.4582		10.3	10.0	3.2	50.0
Cyclohexane	Ave	0.7687	0.8412		10.9	10.0	9.4	50.0
1,1-Dichloropropene	Ave	0.4347	0.4464		10.3	10.0	2.7	50.0
Carbon tetrachloride	Ave	0.3974	0.4000		10.1	10.0	0.7	50.0
Benzene	Ave	1.299	1.346		10.4	10.0	3.6	50.0
1,2-Dichloroethane	Ave	0.6214	0.6491		10.4	10.0	4.5	50.0
Trichloroethene	Ave	0.3526	0.3570		10.1	10.0	1.3	50.0
Methylcyclohexane	Ave	0.4266	0.5019		11.8	10.0	17.6	50.0
1,2-Dichloropropane	Ave	0.3731	0.3966		10.6	10.0	6.3	20.0
Dibromomethane	Ave	0.1788	0.1875		10.5	10.0	4.8	50.0
1,4-Dioxane	Ave	0.0014	0.0018		651	500	30.1	50.0
Bromodichloromethane	Ave	0.3522	0.3628		10.3	10.0	3.0	50.0

FORM VII
GC/MS VOA CONTINUING CALIBRATION DATA

Lab Name: TestAmerica North Canton Job No.: 240-1564-1

SDG No.:

Lab Sample ID: CCVIS 240-7283/2 Calibration Date: 07/06/2011 10:50

Instrument ID: A3UX15 Calib Start Date: 05/27/2011 14:24

GC Column: DB-624 ID: 0.18(mm) Calib End Date: 05/27/2011 16:18

Lab File ID: UXC6573.D Conc. Units: ug/L Heated Purge: (Y/N) N

ANALYTE	CURVE TYPE	AVE RRF	RRF	MIN RRF	CALC AMOUNT	SPIKE AMOUNT	%D	MAX %D
2-Chloroethyl vinyl ether	Ave	0.1622	0.1747		21.5	20.0	7.7	50.0
cis-1,3-Dichloropropene	Ave	0.3547	0.3684		10.4	10.0	3.9	50.0
4-Methyl-2-pentanone	Ave	0.3380	0.3371		19.9	20.0	-0.3	50.0
Toluene	Ave	1.884	1.979		10.5	10.0	5.1	20.0
trans-1,3-Dichloropropene	Ave	0.4030	0.3911		9.70	10.0	-3.0	50.0
Ethyl methacrylate	Ave	0.3651	0.3712		10.2	10.0	1.6	50.0
1,1,2-Trichloroethane	Ave	0.3235	0.3378		10.4	10.0	4.4	50.0
Tetrachloroethene	Ave	0.3596	0.3880		10.8	10.0	7.9	50.0
1,3-Dichloropropane	Ave	0.5591	0.5869		10.5	10.0	5.0	50.0
2-Hexanone	Ave	0.3105	0.2974		19.2	20.0	-4.2	50.0
Dibromochloromethane	Ave	0.3287	0.3362		10.2	10.0	2.3	50.0
1,2-Dibromoethane	Ave	0.3098	0.3224		10.4	10.0	4.1	50.0
Chlorobenzene	Ave	1.242	1.289	0.3000	10.4	10.0	3.7	50.0
1,1,1,2-Tetrachloroethane	Ave	0.3989	0.4159		10.4	10.0	4.3	50.0
Ethylbenzene	Ave	0.6371	0.6798		10.7	10.0	6.7	20.0
m-Xylene & p-Xylene	Ave	1.597	1.744		21.8	20.0	9.2	50.0
o-Xylene	Ave	0.7830	0.8358		10.7	10.0	6.7	50.0
Styrene	Ave	1.260	1.341		10.6	10.0	6.4	50.0
Bromoform	Ave	0.1617	0.1505	0.1000	9.31	10.0	-6.9	50.0
Isopropylbenzene	Ave	1.990	2.156		10.8	10.0	8.3	50.0
Bromobenzene	Ave	0.8622	0.8729		10.1	10.0	1.2	50.0
1,1,2,2-Tetrachloroethane	Ave	0.6759	0.6888	0.3000	10.2	10.0	1.9	50.0
1,2,3-Trichloropropane	Ave	0.2369	0.2377		10.0	10.0	0.3	50.0
trans-1,4-Dichloro-2-butene	Ave	0.2702	0.1481		5.48	10.0	-45.2	50.0
n-Propylbenzene	Ave	0.9204	0.9882		10.7	10.0	7.4	50.0
2-Chlorotoluene	Ave	0.8642	0.9193		10.6	10.0	6.4	50.0
1,3,5-Trimethylbenzene	Ave	2.855	3.113		10.9	10.0	9.0	50.0
4-Chlorotoluene	Ave	2.950	3.003		10.2	10.0	1.8	50.0
tert-Butylbenzene	Ave	2.410	2.593		10.8	10.0	7.6	50.0
1,2,4-Trimethylbenzene	Ave	2.920	3.198		11.0	10.0	9.5	50.0
sec-Butylbenzene	Ave	3.274	3.647		11.1	10.0	11.4	50.0
1,3-Dichlorobenzene	Ave	1.760	1.826		10.4	10.0	3.8	50.0
p-Isopropyltoluene	Ave	2.807	3.164		11.3	10.0	12.7	50.0
1,4-Dichlorobenzene	Ave	1.845	1.895		10.3	10.0	2.7	50.0
1,2-Dichlorobenzene	Ave	1.685	1.788		10.6	10.0	6.1	50.0
n-Butylbenzene	Ave	2.334	2.705		11.6	10.0	15.9	50.0
1,2-Dibromo-3-Chloropropane	Ave	0.1011	0.1016		10.1	10.0	0.5	50.0
1,3,5-Trichlorobenzene	Ave	0.9630	1.191		12.4	10.0	23.6	50.0
1,2,4-Trichlorobenzene	Ave	0.8224	1.084		13.2	10.0	31.9	50.0
Hexachlorobutadiene	Ave	0.3070	0.4130		13.5	10.0	34.5	50.0
Naphthalene	Lin1		2.445		12.4	10.0	24.0	50.0

FORM VII 8260B

FORM VII
GC/MS VOA CONTINUING CALIBRATION DATA

Lab Name: TestAmerica North Canton Job No.: 240-1564-1

SDG No.:

Lab Sample ID: CCVIS 240-7283/2 Calibration Date: 07/06/2011 10:50

Instrument ID: A3UX15 Calib Start Date: 05/27/2011 14:24

GC Column: DB-624 ID: 0.18(mm) Calib End Date: 05/27/2011 16:18

Lab File ID: UXC6573.D Conc. Units: ug/L Heated Purge: (Y/N) N

ANALYTE	CURVE TYPE	AVE RRF	RRF	MIN RRF	CALC AMOUNT	SPIKE AMOUNT	%D	MAX %D
1,2,3-Trichlorobenzene	Ave	0.7247	1.000		13.8	10.0	37.9	50.0
Dibromofluoromethane (Surr)	Ave	0.3162	0.3195		8.99	8.90	1.0	50.0
1,2-Dichloroethane-d4 (Surr)	Ave	0.4398	0.4377		8.86	8.90	-0.5	50.0
Toluene-d8 (Surr)	Ave	1.517	1.579		9.26	8.90	4.0	50.0
4-Bromofluorobenzene (Surr)	Ave	0.5357	0.5420		9.00	8.90	1.2	50.0

FORM VII
GC/MS VOA CONTINUING CALIBRATION DATA

Lab Name: TestAmerica North Canton Job No.: 240-1564-1

SDG No.:

Lab Sample ID: CCV 240-7283/3 Calibration Date: 07/06/2011 11:12

Instrument ID: A3UX15 Calib Start Date: 05/27/2011 14:24

GC Column: DB-624 ID: 0.18(mm) Calib End Date: 05/27/2011 16:18

Lab File ID: UXC6574.D Conc. Units: ug/L Heated Purge: (Y/N) N

ANALYTE	CURVE TYPE	AVE RRF	RRF	MIN RRF	CALC AMOUNT	SPIKE AMOUNT	%D	MAX %D
Dibromofluoromethane (Surr)	Ave	0.3162	0.2953		8.31	8.90	-6.6	50.0
1,2-Dichloroethane-d4 (Surr)	Ave	0.4398	0.4095		8.29	8.90	-6.9	50.0
Toluene-d8 (Surr)	Ave	1.517	1.565		9.18	8.90	3.2	50.0
4-Bromofluorobenzene (Surr)	Ave	0.5357	0.5207		8.65	8.90	-2.8	50.0

FORM VII
GC/MS VOA CONTINUING CALIBRATION DATA

Lab Name: TestAmerica North Canton Job No.: 240-1564-1

SDG No.:

Lab Sample ID: CCV 240-7283/3 Calibration Date: 07/06/2011 11:12

Instrument ID: A3UX15 Calib Start Date: 05/27/2011 16:40

GC Column: DB-624 ID: 0.18(mm) Calib End Date: 05/27/2011 18:31

Lab File ID: UXC6574.D Conc. Units: ug/L Heated Purge: (Y/N) N

ANALYTE	CURVE TYPE	AVE RRF	RRF	MIN RRF	CALC AMOUNT	SPIKE AMOUNT	%D	MAX %D
Dichlorofluoromethane	Ave	0.5545	0.6838		12.3	10.0	23.3	50.0
Ethyl ether	Ave	0.4221	0.4808		11.4	10.0	13.9	50.0
3-Chloro-1-propene	Ave	0.1422	0.1392		9.79	10.0	-2.1	50.0
Diisopropyl ether	Ave	0.2789	0.2899		52.0	50.0	3.9	50.0
2-Chloro-1,3-butadiene	Ave	0.8253	0.8365		10.1	10.0	1.4	50.0
Ethyl-t-butyl ether (ETBE)	Ave	1.129	1.101		9.75	10.0	-2.5	50.0
Ethyl acetate	Ave	0.3313	0.3106		18.8	20.0	-6.2	50.0
Propionitrile	Lin1		0.0567		22.8	20.0	14.0	50.0
Methacrylonitrile	Ave	0.2465	0.2289		9.28	10.0	-7.2	50.0
Isobutyl alcohol	Ave	0.0078	0.0106		271	200	35.3	50.0
Tert-amyl-methyl ether (TAME)	Ave	0.5949	0.5893		9.91	10.0	-0.9	50.0
n-Heptane	Ave	0.0560	0.0660		11.8	10.0	17.8	50.0
n-Butanol	Lin1		0.0064		191	200	-4.7	50.0
Methyl methacrylate	Ave	0.2921	0.2656		9.09	10.0	-9.1	50.0
2-Nitropropane	Ave	0.0576	0.0529		18.4	20.0	-8.1	50.0
Cyclohexanone	Lin1		0.0568		153	100	53.3*	50.0
1,2,3-Trimethylbenzene	Ave	2.713	3.467		12.8	10.0	27.8	50.0
2-Methylnaphthalene	Qua		1.317		27.8	20.0	39.0	50.0

FORM VIII
GC/MS VOA INTERNAL STANDARD AREA AND RETENTION TIME SUMMARY

Lab Name: TestAmerica North Canton Job No.: 240-1564-1

SDG No.:

Sample No.: STD8260 240-7322/4 Date Analyzed: 07/06/2011 13:15

Instrument ID: A3UX10 GC Column: DB-624 ID: 0.18(mm)

Lab File ID (Standard): UXX3023.D Heated Purge: (Y/N) N

Calibration ID: 2202

		FB		CBZ		DCB	
		AREA #	RT #	AREA #	RT #	AREA #	RT #
INITIAL CALIBRATION MID-POINT		1456178	5.12	991984	7.79	763498	10.04
UPPER LIMIT		2912356	5.62	1983968	8.29	1526996	10.54
LOWER LIMIT		728089	4.62	495992	7.29	381749	9.54
LAB SAMPLE ID	CLIENT SAMPLE ID						
ICV 240-7322/8		1392169	5.12	950947	7.79	734476	10.04
CCVIS 240-7533/2		1307907	5.11	931488	7.79	676916	10.04

FB = Fluorobenzene
CBZ = Chlorobenzene-d5
DCB = 1,4-Dichlorobenzene-d4

Area Limit = 50%-200% of internal standard area
RT Limit = ± 0.5 minutes of internal standard RT

Column used to flag values outside QC limits

FORM VIII 8260B

FORM VIII
GC/MS VOA INTERNAL STANDARD AREA AND RETENTION TIME SUMMARY

Lab Name: TestAmerica North Canton Job No.: 240-1564-1

SDG No.:

Sample No.: CCVIS 240-7533/2 Date Analyzed: 07/07/2011 13:17

Instrument ID: A3UX10 GC Column: DB-624 ID: 0.18(mm)

Lab File ID (Standard): UXX3053.D Heated Purge: (Y/N) N

Calibration ID: 2202

		FB		CBZ		DCB	
		AREA #	RT #	AREA #	RT #	AREA #	RT #
12/24 HOUR STD		1307907	5.11	931488	7.79	676916	10.04
UPPER LIMIT		2615814	5.61	1862976	8.29	1353832	10.54
LOWER LIMIT		653954	4.61	465744	7.29	338458	9.54
LAB SAMPLE ID	CLIENT SAMPLE ID						
CCV 240-7533/3		1348501	5.11	899185	7.79	564123	10.04
LCS 240-7533/4		1288663	5.12	900427	7.79	643863	10.04
MB 240-7533/5		1235983	5.12	855863	7.79	550971	10.04
240-1591-3	TB-062911	1091845	5.12	748175	7.79	474652	10.04
240-1472-B-1 MS		1271100	5.11	862387	7.79	632826	10.04
240-1472-B-1 MSD		1256178	5.11	849223	7.79	632585	10.04

FB = Fluorobenzene
CBZ = Chlorobenzene-d5
DCB = 1,4-Dichlorobenzene-d4

Area Limit = 50%-200% of internal standard area
RT Limit = ± 0.5 minutes of internal standard RT

Column used to flag values outside QC limits

FORM VIII 8260B

FORM VIII
GC/MS VOA INTERNAL STANDARD AREA AND RETENTION TIME SUMMARY

Lab Name: TestAmerica North Canton Job No.: 240-1564-1

SDG No.:

Sample No.: STD8260 240-2892/4 Date Analyzed: 05/27/2011 15:10

Instrument ID: A3UX15 GC Column: DB-624 ID: 0.18(mm)

Lab File ID (Standard): UXC5670.D Heated Purge: (Y/N) N

Calibration ID: 1187

		FB		CBZ		DCB	
		AREA #	RT #	AREA #	RT #	AREA #	RT #
INITIAL CALIBRATION MID-POINT		1465620	4.74	1018880	7.39	596768	9.59
UPPER LIMIT		2931240	5.24	2037760	7.89	1193536	10.09
LOWER LIMIT		732810	4.24	509440	6.89	298384	9.09
LAB SAMPLE ID	CLIENT SAMPLE ID						
ICV 240-2892/14		1486089	4.74	1017155	7.39	573262	9.59
CCVIS 240-7283/2		1198831	4.74	861442	7.39	514796	9.59

FB = Fluorobenzene
CBZ = Chlorobenzene-d5
DCB = 1,4-Dichlorobenzene-d4

Area Limit = 50%-200% of internal standard area
RT Limit = ± 0.5 minutes of internal standard RT

Column used to flag values outside QC limits

FORM VIII 8260B

FORM VIII
GC/MS VOA INTERNAL STANDARD AREA AND RETENTION TIME SUMMARY

Lab Name: TestAmerica North Canton Job No.: 240-1564-1

SDG No.:

Sample No.: CCVIS 240-7283/2 Date Analyzed: 07/06/2011 10:50

Instrument ID: A3UX15 GC Column: DB-624 ID: 0.18(mm)

Lab File ID (Standard): UXC6573.D Heated Purge: (Y/N) N

Calibration ID: 1232

		FB		CBZ		DCB	
		AREA #	RT #	AREA #	RT #	AREA #	RT #
12/24 HOUR STD		1198831	4.74	861442	7.39	514796	9.59
UPPER LIMIT		2397662	5.24	1722884	7.89	1029592	10.09
LOWER LIMIT		599416	4.24	430721	6.89	257398	9.09
LAB SAMPLE ID	CLIENT SAMPLE ID						
CCV 240-7283/3		1197150	4.74	759143	7.39	407109	9.59
LCS 240-7283/4		1214667	4.74	832430	7.39	507648	9.59
MB 240-7283/5		1181496	4.74	810077	7.39	462198	9.59
240-1564-4	TB-062811	1077091	4.74	764158	7.39	409825	9.59
240-1543-C-14 MS		1169257	4.74	816519	7.39	495033	9.59
240-1543-A-14 MSD		1200553	4.74	861144	7.39	514339	9.59

FB = Fluorobenzene
CBZ = Chlorobenzene-d5
DCB = 1,4-Dichlorobenzene-d4

Area Limit = 50%-200% of internal standard area
RT Limit = ± 0.5 minutes of internal standard RT

Column used to flag values outside QC limits

FORM VIII 8260B

GC/MS VOA ANALYSIS RUN LOG

Lab Name: TestAmerica North Canton Job No.: 240-1564-1

SDG No.:

Instrument ID: A3UX10 Start Date: 06/14/2011 11:23

Analysis Batch Number: 4668 End Date: 06/14/2011 18:07

LAB SAMPLE ID	CLIENT SAMPLE ID	DATE ANALYZED	DILUTION FACTOR	LAB FILE ID	COLUMN ID
BFB 240-4668/1		06/14/2011 11:23	1	BFB4169.D	DB-624 0.18(mm)
STD8260 240-4668/2 IC		06/14/2011 11:47	1		DB-624 0.18(mm)
STD8260 240-4668/3 IC		06/14/2011 12:09	1		DB-624 0.18(mm)
STD8260 240-4668/4 ICIS		06/14/2011 12:30	1		DB-624 0.18(mm)
STD8260 240-4668/5 IC		06/14/2011 12:52	1		DB-624 0.18(mm)
STD8260 240-4668/6 IC		06/14/2011 13:13	1		DB-624 0.18(mm)
STD8260 240-4668/7 IC		06/14/2011 13:34	1		DB-624 0.18(mm)
STD1 240-4668/8 IC		06/14/2011 13:56	1	UXX2322.D	DB-624 0.18(mm)
STD2 240-4668/9 IC		06/14/2011 14:18	1	UXX2323.D	DB-624 0.18(mm)
STD3 240-4668/10 IC		06/14/2011 14:39	1	UXX2324.D	DB-624 0.18(mm)
STD4 240-4668/11 IC		06/14/2011 15:01	1	UXX2325.D	DB-624 0.18(mm)
STD5 240-4668/12 IC		06/14/2011 15:22	1	UXX2326.D	DB-624 0.18(mm)
STD6 240-4668/13 IC		06/14/2011 15:43	1	UXX2327.D	DB-624 0.18(mm)
ICV 240-4668/14		06/14/2011 16:06	1		DB-624 0.18(mm)
ZZZZZ		06/14/2011 17:24	1		DB-624 0.18(mm)
ZZZZZ		06/14/2011 18:07	1		DB-624 0.18(mm)

GC/MS VOA ANALYSIS RUN LOG

Lab Name: TestAmerica North Canton Job No.: 240-1564-1

SDG No.:

Instrument ID: A3UX10 Start Date: 07/06/2011 12:08

Analysis Batch Number: 7322 End Date: 07/06/2011 19:19

LAB SAMPLE ID	CLIENT SAMPLE ID	DATE ANALYZED	DILUTION FACTOR	LAB FILE ID	COLUMN ID
BFB 240-7322/1		07/06/2011 12:08	1	BFB4195.D	DB-624 0.18(mm)
STD8260 240-7322/2 IC		07/06/2011 12:32	1	UXX3021.D	DB-624 0.18(mm)
STD8260 240-7322/3 IC		07/06/2011 12:53	1	UXX3022.D	DB-624 0.18(mm)
STD8260 240-7322/4 ICIS		07/06/2011 13:15	1	UXX3023.D	DB-624 0.18(mm)
STD8260 240-7322/5 IC		07/06/2011 13:36	1	UXX3024.D	DB-624 0.18(mm)
STD8260 240-7322/6 IC		07/06/2011 13:57	1	UXX3025.D	DB-624 0.18(mm)
STD8260 240-7322/7 IC		07/06/2011 14:19	1	UXX3026.D	DB-624 0.18(mm)
ICV 240-7322/8		07/06/2011 14:40	1	UXX3027.D	DB-624 0.18(mm)
CCV 240-7322/9		07/06/2011 15:02	1		DB-624 0.18(mm)
ZZZZZ		07/06/2011 15:23	1		DB-624 0.18(mm)
ZZZZZ		07/06/2011 16:06	1		DB-624 0.18(mm)
ZZZZZ		07/06/2011 19:19	1		DB-624 0.18(mm)

GC/MS VOA ANALYSIS RUN LOG

Lab Name: TestAmerica North Canton Job No.: 240-1564-1

SDG No.:

Instrument ID: A3UX10 Start Date: 07/07/2011 12:53

Analysis Batch Number: 7533 End Date: 07/07/2011 22:38

LAB SAMPLE ID	CLIENT SAMPLE ID	DATE ANALYZED	DILUTION FACTOR	LAB FILE ID	COLUMN ID
BFB 240-7533/1		07/07/2011 12:53	1	BFB4196.D	DB-624 0.18(mm)
CCV1S 240-7533/2		07/07/2011 13:17	1	UXX3053.D	DB-624 0.18(mm)
CCV 240-7533/3		07/07/2011 13:39	1	UXX3054.D	DB-624 0.18(mm)
LCS 240-7533/4		07/07/2011 14:00	1	UXX3055.D	DB-624 0.18(mm)
MB 240-7533/5		07/07/2011 14:21	1	UXX3056.D	DB-624 0.18(mm)
ZZZZZ		07/07/2011 15:10	5		DB-624 0.18(mm)
ZZZZZ		07/07/2011 15:32	2		DB-624 0.18(mm)
ZZZZZ		07/07/2011 15:53	20		DB-624 0.18(mm)
ZZZZZ		07/07/2011 16:14	5		DB-624 0.18(mm)
ZZZZZ		07/07/2011 16:36	1		DB-624 0.18(mm)
ZZZZZ		07/07/2011 16:57	1		DB-624 0.18(mm)
ZZZZZ		07/07/2011 17:19	1		DB-624 0.18(mm)
ZZZZZ		07/07/2011 17:40	500		DB-624 0.18(mm)
ZZZZZ		07/07/2011 18:01	1		DB-624 0.18(mm)
ZZZZZ		07/07/2011 18:23	1		DB-624 0.18(mm)
ZZZZZ		07/07/2011 18:44	1		DB-624 0.18(mm)
240-1591-3	TB-062911	07/07/2011 19:05	1	UXX3068.D	DB-624 0.18(mm)
ZZZZZ		07/07/2011 19:26	1		DB-624 0.18(mm)
ZZZZZ		07/07/2011 19:48	1		DB-624 0.18(mm)
ZZZZZ		07/07/2011 20:09	1		DB-624 0.18(mm)
ZZZZZ		07/07/2011 20:31	16.66667		DB-624 0.18(mm)
ZZZZZ		07/07/2011 20:52	1		DB-624 0.18(mm)
ZZZZZ		07/07/2011 21:13	1		DB-624 0.18(mm)
ZZZZZ		07/07/2011 21:35	5		DB-624 0.18(mm)
ZZZZZ		07/07/2011 21:56	1		DB-624 0.18(mm)
240-1472-B-1 MS		07/07/2011 22:17	5	UXX3077.D	DB-624 0.18(mm)
240-1472-B-1 MSD		07/07/2011 22:38	5	UXX3078.D	DB-624 0.18(mm)

GC/MS VOA ANALYSIS RUN LOG

Lab Name: TestAmerica North Canton Job No.: 240-1564-1

SDG No.:

Instrument ID: A3UX15 Start Date: 05/27/2011 13:11

Analysis Batch Number: 2892 End Date: 05/27/2011 18:53

LAB SAMPLE ID	CLIENT SAMPLE ID	DATE ANALYZED	DILUTION FACTOR	LAB FILE ID	COLUMN ID
BFB 240-2892/1		05/27/2011 13:11	1	BFB663.D	DB-624 0.18(mm)
STD8260 240-2892/2 IC		05/27/2011 14:24	1	UXC5668.D	DB-624 0.18(mm)
STD8260 240-2892/3 IC		05/27/2011 14:47	1	UXC5669.D	DB-624 0.18(mm)
STD8260 240-2892/4 ICIS		05/27/2011 15:10	1	UXC5670.D	DB-624 0.18(mm)
STD8260 240-2892/5 IC		05/27/2011 15:32	1	UXC5671.D	DB-624 0.18(mm)
STD8260 240-2892/6 IC		05/27/2011 15:55	1	UXC5672.D	DB-624 0.18(mm)
STD8260 240-2892/7 IC		05/27/2011 16:18	1	UXC5673.D	DB-624 0.18(mm)
STD1 240-2892/8 IC		05/27/2011 16:40	1	UXC5674.D	DB-624 0.18(mm)
STD2 240-2892/9 IC		05/27/2011 17:02	1	UXC5675.D	DB-624 0.18(mm)
STD3 240-2892/10 IC		05/27/2011 17:24	1	UXC5676.D	DB-624 0.18(mm)
STD4 240-2892/11 IC		05/27/2011 17:46	1	UXC5677.D	DB-624 0.18(mm)
STD5 240-2892/12 IC		05/27/2011 18:08	1	UXC5678.D	DB-624 0.18(mm)
STD6 240-2892/13 IC		05/27/2011 18:31	1	UXC5679.D	DB-624 0.18(mm)
ICV 240-2892/14		05/27/2011 18:53	1	UXC5680.D	DB-624 0.18(mm)

GC/MS VOA ANALYSIS RUN LOG

Lab Name: TestAmerica North Canton Job No.: 240-1564-1

SDG No.:

Instrument ID: A3UX15 Start Date: 07/06/2011 10:27

Analysis Batch Number: 7283 End Date: 07/06/2011 20:32

LAB SAMPLE ID	CLIENT SAMPLE ID	DATE ANALYZED	DILUTION FACTOR	LAB FILE ID	COLUMN ID
BFB 240-7283/1		07/06/2011 10:27	1	BFB701A.D	DB-624 0.18(mm)
CCVIS 240-7283/2		07/06/2011 10:50	1	UXC6573.D	DB-624 0.18(mm)
CCV 240-7283/3		07/06/2011 11:12	1	UXC6574.D	DB-624 0.18(mm)
LCS 240-7283/4		07/06/2011 11:35	1	UXC6575.D	DB-624 0.18(mm)
MB 240-7283/5		07/06/2011 11:58	1	UXC6576.D	DB-624 0.18(mm)
ZZZZZ		07/06/2011 12:20	1		DB-624 0.18(mm)
ZZZZZ		07/06/2011 12:43	1		DB-624 0.18(mm)
ZZZZZ		07/06/2011 13:05	1		DB-624 0.18(mm)
ZZZZZ		07/06/2011 13:28	1		DB-624 0.18(mm)
ZZZZZ		07/06/2011 13:50	1		DB-624 0.18(mm)
ZZZZZ		07/06/2011 14:12	1		DB-624 0.18(mm)
ZZZZZ		07/06/2011 14:34	1		DB-624 0.18(mm)
ZZZZZ		07/06/2011 14:57	1		DB-624 0.18(mm)
ZZZZZ		07/06/2011 15:20	1		DB-624 0.18(mm)
ZZZZZ		07/06/2011 15:42	1		DB-624 0.18(mm)
240-1564-4	TB-062811	07/06/2011 16:05	1	UXC6587.D	DB-624 0.18(mm)
ZZZZZ		07/06/2011 16:27	1		DB-624 0.18(mm)
ZZZZZ		07/06/2011 16:49	12.5		DB-624 0.18(mm)
ZZZZZ		07/06/2011 17:12	7.14		DB-624 0.18(mm)
ZZZZZ		07/06/2011 17:34	5		DB-624 0.18(mm)
ZZZZZ		07/06/2011 17:56	1		DB-624 0.18(mm)
ZZZZZ		07/06/2011 18:18	55.56		DB-624 0.18(mm)
ZZZZZ		07/06/2011 18:41	41.67		DB-624 0.18(mm)
ZZZZZ		07/06/2011 19:03	20		DB-624 0.18(mm)
ZZZZZ		07/06/2011 19:25	7.69		DB-624 0.18(mm)
ZZZZZ		07/06/2011 19:47	41.67		DB-624 0.18(mm)
240-1543-C-14 MS		07/06/2011 20:09	1	UXC6598.D	DB-624 0.18(mm)
240-1543-A-14 MSD		07/06/2011 20:32	1	UXC6599.D	DB-624 0.18(mm)

FORM I
GC/MS VOA ORGANICS ANALYSIS DATA SHEET

Lab Name: TestAmerica North Canton | Job No.: 240-1564-1

SDG No.:

Client Sample ID: | Lab Sample ID: LCS 240-7283/4

Matrix: Water | Lab File ID: UXC6575.D

Analysis Method: 8260B | Date Collected:

Sample wt/vol: 5(mL) | Date Analyzed: 07/06/2011 11:35

Soil Aliquot Vol: | Dilution Factor: 1

Soil Extract Vol.: | GC Column: DB-624 ID: 0.18(mm)

% Moisture: | Level: (low/med) Low

Analysis Batch No.: 7283 | Units: ug/L

CAS NO.	COMPOUND NAME	RESULT	Q	RL	MDL
630-20-6	1,1,1,2-Tetrachloroethane	9.88		1.0	0.23
71-55-6	1,1,1-Trichloroethane	9.36		1.0	0.22
79-34-5	1,1,2,2-Tetrachloroethane	9.33		1.0	0.18
76-13-1	1,1,2-Trichloro-1,2,2-trichfluoroethane	11.3		1.0	0.28
75-34-3	1,1-Dichloroethane	9.55		1.0	0.15
75-35-4	1,1-Dichloroethene	10.1		1.0	0.19
563-58-6	1,1-Dichloropropene	9.36		1.0	0.13
87-61-6	1,2,3-Trichlorobenzene	13.7		1.0	0.17
96-18-4	1,2,3-Trichloropropane	9.45		1.0	0.43
526-73-8	1,2,3-Trimethylbenzene	11.5		5.0	0.0059
120-82-1	1,2,4-Trichlorobenzene	11.9		1.0	0.15
95-63-6	1,2,4-Trimethylbenzene	10.3		1.0	0.12
96-12-8	1,2-Dibromo-3-Chloropropane	9.58		2.0	0.67
95-50-1	1,2-Dichlorobenzene	9.81		1.0	0.13
107-06-2	1,2-Dichloroethane	9.52		1.0	0.22
78-87-5	1,2-Dichloropropane	9.93		1.0	0.18
541-73-1	1,3-Dichlorobenzene	9.60		1.0	0.14
142-28-9	1,3-Dichloropropane	10.2		1.0	0.16
106-46-7	1,4-Dichlorobenzene	9.45		1.0	0.13
594-20-7	2,2-Dichloropropane	8.98		1.0	0.13
78-93-3	2-Butanone	17.9		10	0.57
110-75-8	2-Chloroethyl vinyl ether	9.08	J	10	0.99
95-49-8	2-Chlorotoluene	9.80		1.0	0.11
591-78-6	2-Hexanone	18.8		10	0.41
106-43-4	4-Chlorotoluene	9.50		1.0	0.18
99-87-6	p-Isopropyltoluene	11.0		1.0	0.12
108-10-1	4-Methyl-2-pentanone	18.3		10	0.32
67-64-1	Acetone	23.0		10	1.1
71-43-2	Benzene	9.56		1.0	0.13
108-86-1	Bromobenzene	9.42		1.0	0.13
75-25-2	Bromoform	8.31		1.0	0.64
74-83-9	Bromomethane	8.35		1.0	0.41
75-15-0	Carbon disulfide	9.41		1.0	0.13
56-23-5	Carbon tetrachloride	9.02		1.0	0.13
108-90-7	Chlorobenzene	9.94		1.0	0.15

FORM I
GC/MS VOA ORGANICS ANALYSIS DATA SHEET

Lab Name: TestAmerica North Canton | Job No.: 240-1564-1

SDG No.:

Client Sample ID: | Lab Sample ID: LCS 240-7283/4

Matrix: Water | Lab File ID: UXC6575.D

Analysis Method: 8260B | Date Collected:

Sample wt/vol: 5(mL) | Date Analyzed: 07/06/2011 11:35

Soil Aliquot Vol: | Dilution Factor: 1

Soil Extract Vol.: | GC Column: DB-624 ID: 0.18(mm)

% Moisture: | Level: (low/med) Low

Analysis Batch No.: 7283 | Units: ug/L

CAS NO.	COMPOUND NAME	RESULT	Q	RL	MDL
124-48-1	Dibromochloromethane	9.13		1.0	0.18
75-00-3	Chloroethane	8.55		1.0	0.29
67-66-3	Chloroform	9.73		1.0	0.16
74-87-3	Chloromethane	9.73		1.0	0.30
156-59-2	cis-1,2-Dichloroethene	9.46		1.0	0.17
10061-01-5	cis-1,3-Dichloropropene	8.45		1.0	0.14
74-95-3	Dibromomethane	9.72		1.0	0.28
74-97-5	Bromochloromethane	9.64		1.0	0.29
75-71-8	Dichlorodifluoromethane	8.49		1.0	0.31
75-27-4	Bromodichloromethane	9.18		1.0	0.15
75-65-0	tert-Butyl alcohol	261		50	3.9
100-41-4	Ethylbenzene	10.0		1.0	0.17
87-68-3	Hexachlorobutadiene	12.2		1.0	0.30
108-20-3	Diisopropyl ether	9.40	J	10	1.5
98-82-8	Isopropylbenzene	10.0		1.0	0.13
1634-04-4	Methyl tert-butyl ether	9.12		5.0	0.17
75-09-2	Methylene Chloride	10.0		1.0	0.33
179601-23-1	m-Xylene & p-Xylene	20.5		2.0	0.24
91-20-3	Naphthalene	11.6		1.0	0.24
104-51-8	n-Butylbenzene	11.1		1.0	0.12
103-65-1	n-Propylbenzene	10.1		1.0	0.14
95-47-6	o-Xylene	10.1		1.0	0.14
135-98-8	sec-Butylbenzene	10.3		1.0	0.13
100-42-5	Styrene	10.0		1.0	0.11
127-18-4	Tetrachloroethene	10.3		1.0	0.29
108-88-3	Toluene	10.0		1.0	0.13
156-60-5	trans-1,2-Dichloroethene	9.85		1.0	0.19
10061-02-6	trans-1,3-Dichloropropene	8.93		1.0	0.19
79-01-6	Trichloroethene	9.51		1.0	0.17
75-69-4	Trichlorofluoromethane	11.5		1.0	0.21
108-05-4	Vinyl acetate	12.6		2.0	0.19
75-01-4	Vinyl chloride	9.98		1.0	0.22
1330-20-7	Xylenes, Total	30.6		2.0	0.28
98-06-6	tert-Butylbenzene	9.97		1.0	0.13
106-93-4	1,2-Dibromoethane	9.85		1.0	0.24

FORM I
GC/MS VOA ORGANICS ANALYSIS DATA SHEET

Lab Name: TestAmerica North Canton Job No.: 240-1564-1

SDG No.:

Client Sample ID: Lab Sample ID: LCS 240-7283/4

Matrix: Water Lab File ID: UXC6575.D

Analysis Method: 8260B Date Collected:

Sample wt/vol: 5(mL) Date Analyzed: 07/06/2011 11:35

Soil Aliquot Vol: Dilution Factor: 1

Soil Extract Vol.: GC Column: DB-624 ID: 0.18(mm)

% Moisture: Level: (low/med) Low

Analysis Batch No.: 7283 Units: ug/L

CAS NO.	SURROGATE	%REC	Q	LIMITS
2037-26-5	Toluene-d8 (Surr)	105		74-115
1868-53-7	Dibromofluoromethane (Surr)	95		75-121
460-00-4	4-Bromofluorobenzene (Surr)	102		66-117
17060-07-0	1,2-Dichloroethane-d4 (Surr)	95		63-129

FORM I
GC/MS VOA ORGANICS ANALYSIS DATA SHEET

Lab Name: TestAmerica North Canton Job No.: 240-1564-1

SDG No.:

Client Sample ID: Lab Sample ID: LCS 240-7533/4

Matrix: Water Lab File ID: UXX3055.D

Analysis Method: 8260B Date Collected:

Sample wt/vol: 5(mL) Date Analyzed: 07/07/2011 14:00

Soil Aliquot Vol: Dilution Factor: 1

Soil Extract Vol.: GC Column: DB-624 ID: 0.18(mm)

% Moisture: Level: (low/med) Low

Analysis Batch No.: 7533 Units: ug/L

CAS NO.	COMPOUND NAME	RESULT	Q	RL	MDL
630-20-6	1,1,1,2-Tetrachloroethane	10.3		1.0	0.23
71-55-6	1,1,1-Trichloroethane	10.3		1.0	0.22
79-34-5	1,1,2,2-Tetrachloroethane	10.1		1.0	0.18
76-13-1	1,1,2-Trichloro-1,2,2-trichfluoroethane	10.4		1.0	0.28
75-34-3	1,1-Dichloroethane	10.3		1.0	0.15
75-35-4	1,1-Dichloroethene	10.5		1.0	0.19
563-58-6	1,1-Dichloropropene	9.92		1.0	0.13
87-61-6	1,2,3-Trichlorobenzene	7.42		1.0	0.17
96-18-4	1,2,3-Trichloropropane	10.1		1.0	0.43
526-73-8	1,2,3-Trimethylbenzene	9.17		5.0	0.0059
120-82-1	1,2,4-Trichlorobenzene	7.84		1.0	0.15
95-63-6	1,2,4-Trimethylbenzene	9.37		1.0	0.12
96-12-8	1,2-Dibromo-3-Chloropropane	9.15		2.0	0.67
95-50-1	1,2-Dichlorobenzene	9.59		1.0	0.13
107-06-2	1,2-Dichloroethane	10.2		1.0	0.22
78-87-5	1,2-Dichloropropane	9.98		1.0	0.18
541-73-1	1,3-Dichlorobenzene	9.70		1.0	0.14
142-28-9	1,3-Dichloropropane	10.1		1.0	0.16
106-46-7	1,4-Dichlorobenzene	9.46		1.0	0.13
594-20-7	2,2-Dichloropropane	10.0		1.0	0.13
78-93-3	2-Butanone	19.1		10	0.57
110-75-8	2-Chloroethyl vinyl ether	9.04	J	10	0.99
95-49-8	2-Chlorotoluene	10.3		1.0	0.11
591-78-6	2-Hexanone	19.3		10	0.41
106-43-4	4-Chlorotoluene	10.3		1.0	0.18
99-87-6	p-Isopropyltoluene	9.08		1.0	0.12
108-10-1	4-Methyl-2-pentanone	19.5		10	0.32
67-64-1	Acetone	21.2		10	1.1
71-43-2	Benzene	9.93		1.0	0.13
108-86-1	Bromobenzene	10.2		1.0	0.13
75-25-2	Bromoform	10.2		1.0	0.64
74-83-9	Bromomethane	8.96		1.0	0.41
75-15-0	Carbon disulfide	10.2		1.0	0.13
56-23-5	Carbon tetrachloride	10.9		1.0	0.13
108-90-7	Chlorobenzene	9.65		1.0	0.15

FORM I
GC/MS VOA ORGANICS ANALYSIS DATA SHEET

Lab Name: TestAmerica North Canton | Job No.: 240-1564-1

SDG No.:

Client Sample ID: | Lab Sample ID: LCS 240-7533/4

Matrix: Water | Lab File ID: UXX3055.D

Analysis Method: 8260B | Date Collected:

Sample wt/vol: 5(mL) | Date Analyzed: 07/07/2011 14:00

Soil Aliquot Vol: | Dilution Factor: 1

Soil Extract Vol.: | GC Column: DB-624 ID: 0.18(mm)

% Moisture: | Level: (low/med) Low

Analysis Batch No.: 7533 | Units: ug/L

CAS NO.	COMPOUND NAME	RESULT	Q	RL	MDL
124-48-1	Dibromochloromethane	10.0		1.0	0.18
75-00-3	Chloroethane	9.46		1.0	0.29
67-66-3	Chloroform	10.4		1.0	0.16
74-87-3	Chloromethane	9.30		1.0	0.30
156-59-2	cis-1,2-Dichloroethene	10.1		1.0	0.17
10061-01-5	cis-1,3-Dichloropropene	8.47		1.0	0.14
74-95-3	Dibromomethane	10.4		1.0	0.28
74-97-5	Bromochloromethane	10.1		1.0	0.29
75-71-8	Dichlorodifluoromethane	7.56		1.0	0.31
75-27-4	Bromodichloromethane	10.0		1.0	0.15
75-65-0	tert-Butyl alcohol	198		50	3.9
100-41-4	Ethylbenzene	9.91		1.0	0.17
87-68-3	Hexachlorobutadiene	7.64		1.0	0.30
108-20-3	Diisopropyl ether	11.5		10	1.5
98-82-8	Isopropylbenzene	8.49		1.0	0.13
1634-04-4	Methyl tert-butyl ether	9.93		5.0	0.17
75-09-2	Methylene Chloride	10.5		1.0	0.33
179601-23-1	m-Xylene & p-Xylene	19.8		2.0	0.24
91-20-3	Naphthalene	7.49		1.0	0.24
104-51-8	n-Butylbenzene	8.73		1.0	0.12
103-65-1	n-Propylbenzene	9.52		1.0	0.14
95-47-6	o-Xylene	8.90		1.0	0.14
135-98-8	sec-Butylbenzene	8.66		1.0	0.13
100-42-5	Styrene	8.99		1.0	0.11
127-18-4	Tetrachloroethene	9.81		1.0	0.29
108-88-3	Toluene	10.0		1.0	0.13
156-60-5	trans-1,2-Dichloroethene	10.3		1.0	0.19
10061-02-6	trans-1,3-Dichloropropene	8.71		1.0	0.19
79-01-6	Trichloroethene	9.76		1.0	0.17
75-69-4	Trichlorofluoromethane	10.8		1.0	0.21
108-05-4	Vinyl acetate	12.7		2.0	0.19
75-01-4	Vinyl chloride	9.25		1.0	0.22
1330-20-7	Xylenes, Total	28.7		2.0	0.28
98-06-6	tert-Butylbenzene	8.54		1.0	0.13
106-93-4	1,2-Dibromoethane	9.87		1.0	0.24

FORM I
GC/MS VOA ORGANICS ANALYSIS DATA SHEET

Lab Name: TestAmerica North Canton | Job No.: 240-1564-1

SDG No.:

Client Sample ID: | Lab Sample ID: LCS 240-7533/4

Matrix: Water | Lab File ID: UXX3055.D

Analysis Method: 8260B | Date Collected:

Sample wt/vol: 5(mL) | Date Analyzed: 07/07/2011 14:00

Soil Aliquot Vol: | Dilution Factor: 1

Soil Extract Vol.: | GC Column: DB-624 ID: 0.18(mm)

% Moisture: | Level: (low/med) Low

Analysis Batch No.: 7533 | Units: ug/L

CAS NO.	SURROGATE	%REC	Q	LIMITS
2037-26-5	Toluene-d8 (Surr)	94		74-115
1868-53-7	Dibromofluoromethane (Surr)	91		75-121
460-00-4	4-Bromofluorobenzene (Surr)	96		66-117
17060-07-0	1,2-Dichloroethane-d4 (Surr)	91		63-129

FORM I
GC/MS VOA ORGANICS ANALYSIS DATA SHEET

Lab Name: TestAmerica North Canton | Job No.: 240-1564-1

SDG No.:

Client Sample ID: | Lab Sample ID: 240-1543-C-14 MS

Matrix: Water | Lab File ID: UXC6598.D

Analysis Method: 8260B | Date Collected:

Sample wt/vol: 5(mL) | Date Analyzed: 07/06/2011 20:09

Soil Aliquot Vol: | Dilution Factor: 1

Soil Extract Vol.: | GC Column: DB-624 ID: 0.18(mm)

% Moisture: | Level: (low/med) Low

Analysis Batch No.: 7283 | Units: ug/L

CAS NO.	COMPOUND NAME	RESULT	Q	RL	MDL
630-20-6	1,1,1,2-Tetrachloroethane	9.01		1.0	0.23
71-55-6	1,1,1-Trichloroethane	8.94		1.0	0.22
79-34-5	1,1,2,2-Tetrachloroethane	9.33		1.0	0.18
76-13-1	1,1,2-Trichloro-1,2,2-trichfluoroethane	9.86		1.0	0.28
75-34-3	1,1-Dichloroethane	9.20		1.0	0.15
75-35-4	1,1-Dichloroethene	9.44		1.0	0.19
563-58-6	1,1-Dichloropropene	9.11		1.0	0.13
87-61-6	1,2,3-Trichlorobenzene	12.2		1.0	0.17
96-18-4	1,2,3-Trichloropropane	9.26		1.0	0.43
526-73-8	1,2,3-Trimethylbenzene	11.0		5.0	0.0059
120-82-1	1,2,4-Trichlorobenzene	10.4		1.0	0.15
95-63-6	1,2,4-Trimethylbenzene	9.58		1.0	0.12
96-12-8	1,2-Dibromo-3-Chloropropane	7.80		2.0	0.67
95-50-1	1,2-Dichlorobenzene	9.51		1.0	0.13
107-06-2	1,2-Dichloroethane	9.46		1.0	0.22
78-87-5	1,2-Dichloropropane	9.84		1.0	0.18
541-73-1	1,3-Dichlorobenzene	9.22		1.0	0.14
142-28-9	1,3-Dichloropropane	10.3		1.0	0.16
106-46-7	1,4-Dichlorobenzene	9.17		1.0	0.13
594-20-7	2,2-Dichloropropane	7.75		1.0	0.13
78-93-3	2-Butanone	18.5		10	0.57
110-75-8	2-Chloroethyl vinyl ether	10	U	10	0.99
95-49-8	2-Chlorotoluene	9.35		1.0	0.11
591-78-6	2-Hexanone	19.1		10	0.41
106-43-4	4-Chlorotoluene	9.19		1.0	0.18
99-87-6	p-Isopropyltoluene	10.1		1.0	0.12
108-10-1	4-Methyl-2-pentanone	18.4		10	0.32
67-64-1	Acetone	23.6		10	1.1
71-43-2	Benzene	9.50		1.0	0.13
108-86-1	Bromobenzene	9.07		1.0	0.13
75-25-2	Bromoform	7.86		1.0	0.64
74-83-9	Bromomethane	8.20		1.0	0.41
75-15-0	Carbon disulfide	8.77		1.0	0.13
56-23-5	Carbon tetrachloride	8.37		1.0	0.13
108-90-7	Chlorobenzene	9.79		1.0	0.15

FORM I
GC/MS VOA ORGANICS ANALYSIS DATA SHEET

Lab Name: TestAmerica North Canton | Job No.: 240-1564-1

SDG No.:

Client Sample ID: | Lab Sample ID: 240-1543-C-14 MS

Matrix: Water | Lab File ID: UXC6598.D

Analysis Method: 8260B | Date Collected:

Sample wt/vol: 5(mL) | Date Analyzed: 07/06/2011 20:09

Soil Aliquot Vol: | Dilution Factor: 1

Soil Extract Vol.: | GC Column: DB-624 ID: 0.18(mm)

% Moisture: | Level: (low/med) Low

Analysis Batch No.: 7283 | Units: ug/L

CAS NO.	COMPOUND NAME	RESULT	Q	RL	MDL
124-48-1	Dibromochloromethane	8.60		1.0	0.18
75-00-3	Chloroethane	8.59		1.0	0.29
67-66-3	Chloroform	9.52		1.0	0.16
74-87-3	Chloromethane	9.44		1.0	0.30
156-59-2	cis-1,2-Dichloroethene	9.30		1.0	0.17
10061-01-5	cis-1,3-Dichloropropene	7.82		1.0	0.14
74-95-3	Dibromomethane	9.72		1.0	0.28
74-97-5	Bromochloromethane	9.23		1.0	0.29
75-71-8	Dichlorodifluoromethane	7.28		1.0	0.31
75-27-4	Bromodichloromethane	8.87		1.0	0.15
75-65-0	tert-Butyl alcohol	240		50	3.9
100-41-4	Ethylbenzene	9.76		1.0	0.17
87-68-3	Hexachlorobutadiene	11.2		1.0	0.30
108-20-3	Diisopropyl ether	8.93	J	10	1.5
98-82-8	Isopropylbenzene	9.55		1.0	0.13
1634-04-4	Methyl tert-butyl ether	8.26		5.0	0.17
75-09-2	Methylene Chloride	8.83		1.0	0.33
179601-23-1	m-Xylene & p-Xylene	19.8		2.0	0.24
91-20-3	Naphthalene	10.4		1.0	0.24
104-51-8	n-Butylbenzene	10.2		1.0	0.12
103-65-1	n-Propylbenzene	9.67		1.0	0.14
95-47-6	o-Xylene	9.44		1.0	0.14
135-98-8	sec-Butylbenzene	9.57		1.0	0.13
100-42-5	Styrene	10.0		1.0	0.11
994-05-8	Tert-amyl-methyl ether (TAME)	5.0	U	5.0	0.067
637-92-3	Ethyl-t-butyl ether (ETBE)	5.0	U	5.0	0.11
127-18-4	Tetrachloroethene	9.87		1.0	0.29
108-88-3	Toluene	9.80		1.0	0.13
156-60-5	trans-1,2-Dichloroethene	9.44		1.0	0.19
10061-02-6	trans-1,3-Dichloropropene	8.54		1.0	0.19
79-01-6	Trichloroethene	9.19		1.0	0.17
75-69-4	Trichlorofluoromethane	10.9		1.0	0.21
108-05-4	Vinyl acetate	11.5		2.0	0.19
75-01-4	Vinyl chloride	9.40		1.0	0.22
1330-20-7	Xylenes, Total	29.2		2.0	0.28

FORM I
GC/MS VOA ORGANICS ANALYSIS DATA SHEET

Lab Name: TestAmerica North Canton | Job No.: 240-1564-1

SDG No.:

Client Sample ID: | Lab Sample ID: 240-1543-C-14 MS

Matrix: Water | Lab File ID: UXC6598.D

Analysis Method: 8260B | Date Collected:

Sample wt/vol: 5(mL) | Date Analyzed: 07/06/2011 20:09

Soil Aliquot Vol: | Dilution Factor: 1

Soil Extract Vol.: | GC Column: DB-624 ID: 0.18(mm)

% Moisture: | Level: (low/med) Low

Analysis Batch No.: 7283 | Units: ug/L

CAS NO.	COMPOUND NAME	RESULT	Q	RL	MDL
98-06-6	tert-Butylbenzene	9.39		1.0	0.13
106-93-4	1,2-Dibromoethane	9.90		1.0	0.24

CAS NO.	SURROGATE	%REC	Q	LIMITS
2037-26-5	Toluene-d8 (Surr)	106		74-115
1868-53-7	Dibromofluoromethane (Surr)	95		75-121
460-00-4	4-Bromofluorobenzene (Surr)	104		66-117
17060-07-0	1,2-Dichloroethane-d4 (Surr)	100		63-129

FORM I
GC/MS VOA ORGANICS ANALYSIS DATA SHEET

Lab Name: TestAmerica North Canton Job No.: 240-1564-1

SDG No.:

Client Sample ID: Lab Sample ID: 240-1472-B-1 MS

Matrix: Water Lab File ID: UXX3077.D

Analysis Method: 8260B Date Collected:

Sample wt/vol: 5(mL) Date Analyzed: 07/07/2011 22:17

Soil Aliquot Vol: Dilution Factor: 5

Soil Extract Vol.: GC Column: DB-624 ID: 0.18(mm)

% Moisture: Level: (low/med) Low

Analysis Batch No.: 7533 Units: ug/L

CAS NO.	COMPOUND NAME	RESULT	Q	RL	MDL
630-20-6	1,1,1,2-Tetrachloroethane	51.0		5.0	1.2
71-55-6	1,1,1-Trichloroethane	66.0		5.0	1.1
79-34-5	1,1,2,2-Tetrachloroethane	50.5		5.0	0.90
76-13-1	1,1,2-Trichloro-1,2,2-trichfluoroethane	48.3		5.0	1.4
75-34-3	1,1-Dichloroethane	60.5		5.0	0.75
75-35-4	1,1-Dichloroethene	51.0		5.0	0.95
563-58-6	1,1-Dichloropropene	49.1		5.0	0.65
87-61-6	1,2,3-Trichlorobenzene	44.0		5.0	0.85
96-18-4	1,2,3-Trichloropropane	52.0		5.0	2.2
526-73-8	1,2,3-Trimethylbenzene	47.2		25	0.030
120-82-1	1,2,4-Trichlorobenzene	40.7		5.0	0.75
95-63-6	1,2,4-Trimethylbenzene	46.5		5.0	0.60
96-12-8	1,2-Dibromo-3-Chloropropane	45.4		10	3.4
95-50-1	1,2-Dichlorobenzene	49.4		5.0	0.65
107-06-2	1,2-Dichloroethane	51.5		5.0	1.1
78-87-5	1,2-Dichloropropane	52.0		5.0	0.90
541-73-1	1,3-Dichlorobenzene	48.2		5.0	0.70
142-28-9	1,3-Dichloropropane	53.0		5.0	0.80
106-46-7	1,4-Dichlorobenzene	47.6		5.0	0.65
594-20-7	2,2-Dichloropropane	42.2		5.0	0.65
78-93-3	2-Butanone	91.5		50	2.9
110-75-8	2-Chloroethyl vinyl ether	50	U	50	5.0
95-49-8	2-Chlorotoluene	50.5		5.0	0.55
591-78-6	2-Hexanone	99.0		50	2.1
106-43-4	4-Chlorotoluene	50.0		5.0	0.90
99-87-6	p-Isopropyltoluene	45.4		5.0	0.60
108-10-1	4-Methyl-2-pentanone	96.5		50	1.6
67-64-1	Acetone	76.0		50	5.5
71-43-2	Benzene	50.5		5.0	0.65
108-86-1	Bromobenzene	51.5		5.0	0.65
75-25-2	Bromoform	51.0		5.0	3.2
74-83-9	Bromomethane	32.1		5.0	2.1
75-15-0	Carbon disulfide	47.7		5.0	0.65
56-23-5	Carbon tetrachloride	51.5		5.0	0.65
108-90-7	Chlorobenzene	49.7		5.0	0.75

FORM I
GC/MS VOA ORGANICS ANALYSIS DATA SHEET

Lab Name: TestAmerica North Canton | Job No.: 240-1564-1

SDG No.:

Client Sample ID: | Lab Sample ID: 240-1472-B-1 MS

Matrix: Water | Lab File ID: UXX3077.D

Analysis Method: 8260B | Date Collected:

Sample wt/vol: 5(mL) | Date Analyzed: 07/07/2011 22:17

Soil Aliquot Vol: | Dilution Factor: 5

Soil Extract Vol.: | GC Column: DB-624 ID: 0.18(mm)

% Moisture: | Level: (low/med) Low

Analysis Batch No.: 7533 | Units: ug/L

CAS NO.	COMPOUND NAME	RESULT	Q	RL	MDL
124-48-1	Dibromochloromethane	53.0		5.0	0.90
75-00-3	Chloroethane	42.9		5.0	1.5
67-66-3	Chloroform	50.0		5.0	0.80
74-87-3	Chloromethane	43.6		5.0	1.5
156-59-2	cis-1,2-Dichloroethene	205		5.0	0.85
10061-01-5	cis-1,3-Dichloropropene	41.5		5.0	0.70
74-95-3	Dibromomethane	55.0		5.0	1.4
74-97-5	Bromochloromethane	48.3		5.0	1.5
75-71-8	Dichlorodifluoromethane	35.4		5.0	1.6
75-27-4	Bromodichloromethane	52.5		5.0	0.75
75-65-0	tert-Butyl alcohol	633		250	20
100-41-4	Ethylbenzene	49.5		5.0	0.85
87-68-3	Hexachlorobutadiene	41.6		5.0	1.5
108-20-3	Diisopropyl ether	53.5		50	7.5
98-82-8	Isopropylbenzene	41.9		5.0	0.65
1634-04-4	Methyl tert-butyl ether	43.3		25	0.85
75-09-2	Methylene Chloride	50.5		5.0	1.7
179601-23-1	m-Xylene & p-Xylene	101		10	1.2
91-20-3	Naphthalene	41.3		5.0	1.2
104-51-8	n-Butylbenzene	43.2		5.0	0.60
103-65-1	n-Propylbenzene	46.6		5.0	0.70
95-47-6	o-Xylene	44.9		5.0	0.70
135-98-8	sec-Butylbenzene	43.0		5.0	0.65
100-42-5	Styrene	44.5		5.0	0.55
994-05-8	Tert-amyl-methyl ether (TAME)	25	U	25	0.34
637-92-3	Ethyl-t-butyl ether (ETBE)	25	U	25	0.55
127-18-4	Tetrachloroethene	59.0		5.0	1.5
108-88-3	Toluene	54.0		5.0	0.65
156-60-5	trans-1,2-Dichloroethene	52.0		5.0	0.95
10061-02-6	trans-1,3-Dichloropropene	46.1		5.0	0.95
79-01-6	Trichloroethene	73.5		5.0	0.85
75-69-4	Trichlorofluoromethane	46.4		5.0	1.1
108-05-4	Vinyl acetate	63.0		10	0.95
75-01-4	Vinyl chloride	51.5		5.0	1.1
1330-20-7	Xylenes, Total	146		10	1.4

FORM I
GC/MS VOA ORGANICS ANALYSIS DATA SHEET

Lab Name: TestAmerica North Canton | Job No.: 240-1564-1

SDG No.:

Client Sample ID: | Lab Sample ID: 240-1472-B-1 MS

Matrix: Water | Lab File ID: UXX3077.D

Analysis Method: 8260B | Date Collected:

Sample wt/vol: 5(mL) | Date Analyzed: 07/07/2011 22:17

Soil Aliquot Vol: | Dilution Factor: 5

Soil Extract Vol.: | GC Column: DB-624 ID: 0.18(mm)

% Moisture: | Level: (low/med) Low

Analysis Batch No.: 7533 | Units: ug/L

CAS NO.	COMPOUND NAME	RESULT	Q	RL	MDL
98-06-6	tert-Butylbenzene	43.2		5.0	0.65
106-93-4	1,2-Dibromoethane	53.5		5.0	1.2

CAS NO.	SURROGATE	%REC	Q	LIMITS
2037-26-5	Toluene-d8 (Surr)	100		74-115
1868-53-7	Dibromofluoromethane (Surr)	88		75-121
460-00-4	4-Bromofluorobenzene (Surr)	95		66-117
17060-07-0	1,2-Dichloroethane-d4 (Surr)	93		63-129

FORM I
GC/MS VOA ORGANICS ANALYSIS DATA SHEET

Lab Name: TestAmerica North Canton Job No.: 240-1564-1

SDG No.:

Client Sample ID: Lab Sample ID: 240-1543-A-14 MSD

Matrix: Water Lab File ID: UXC6599.D

Analysis Method: 8260B Date Collected:

Sample wt/vol: 5(mL) Date Analyzed: 07/06/2011 20:32

Soil Aliquot Vol: Dilution Factor: 1

Soil Extract Vol.: GC Column: DB-624 ID: 0.18(mm)

% Moisture: Level: (low/med) Low

Analysis Batch No.: 7283 Units: ug/L

CAS NO.	COMPOUND NAME	RESULT	Q	RL	MDL
630-20-6	1,1,1,2-Tetrachloroethane	8.81		1.0	0.23
71-55-6	1,1,1-Trichloroethane	9.26		1.0	0.22
79-34-5	1,1,2,2-Tetrachloroethane	9.42		1.0	0.18
76-13-1	1,1,2-Trichloro-1,2,2-trichfluoroethane	10.1		1.0	0.28
75-34-3	1,1-Dichloroethane	9.19		1.0	0.15
75-35-4	1,1-Dichloroethene	9.99		1.0	0.19
563-58-6	1,1-Dichloropropene	9.43		1.0	0.13
87-61-6	1,2,3-Trichlorobenzene	12.0		1.0	0.17
96-18-4	1,2,3-Trichloropropane	9.45		1.0	0.43
526-73-8	1,2,3-Trimethylbenzene	10.8		5.0	0.0059
120-82-1	1,2,4-Trichlorobenzene	10.4		1.0	0.15
95-63-6	1,2,4-Trimethylbenzene	9.96		1.0	0.12
96-12-8	1,2-Dibromo-3-Chloropropane	7.96		2.0	0.67
95-50-1	1,2-Dichlorobenzene	9.47		1.0	0.13
107-06-2	1,2-Dichloroethane	9.64		1.0	0.22
78-87-5	1,2-Dichloropropane	9.81		1.0	0.18
541-73-1	1,3-Dichlorobenzene	9.33		1.0	0.14
142-28-9	1,3-Dichloropropane	10.2		1.0	0.16
106-46-7	1,4-Dichlorobenzene	9.14		1.0	0.13
594-20-7	2,2-Dichloropropane	8.04		1.0	0.13
78-93-3	2-Butanone	19.3		10	0.57
110-75-8	2-Chloroethyl vinyl ether	10	U	10	0.99
95-49-8	2-Chlorotoluene	9.24		1.0	0.11
591-78-6	2-Hexanone	21.2		10	0.41
106-43-4	4-Chlorotoluene	9.25		1.0	0.18
99-87-6	p-Isopropyltoluene	10.2		1.0	0.12
108-10-1	4-Methyl-2-pentanone	19.9		10	0.32
67-64-1	Acetone	24.1		10	1.1
71-43-2	Benzene	9.51		1.0	0.13
108-86-1	Bromobenzene	9.05		1.0	0.13
75-25-2	Bromoform	7.96		1.0	0.64
74-83-9	Bromomethane	9.16		1.0	0.41
75-15-0	Carbon disulfide	8.93		1.0	0.13
56-23-5	Carbon tetrachloride	8.70		1.0	0.13
108-90-7	Chlorobenzene	9.46		1.0	0.15

FORM I
GC/MS VOA ORGANICS ANALYSIS DATA SHEET

Lab Name: TestAmerica North Canton | Job No.: 240-1564-1

SDG No.:

Client Sample ID: | Lab Sample ID: 240-1543-A-14 MSD

Matrix: Water | Lab File ID: UXC6599.D

Analysis Method: 8260B | Date Collected:

Sample wt/vol: 5(mL) | Date Analyzed: 07/06/2011 20:32

Soil Aliquot Vol: | Dilution Factor: 1

Soil Extract Vol.: | GC Column: DB-624 ID: 0.18(mm)

% Moisture: | Level: (low/med) Low

Analysis Batch No.: 7283 | Units: ug/L

CAS NO.	COMPOUND NAME	RESULT	Q	RL	MDL
124-48-1	Dibromochloromethane	8.44		1.0	0.18
75-00-3	Chloroethane	8.62		1.0	0.29
67-66-3	Chloroform	9.48		1.0	0.16
74-87-3	Chloromethane	9.55		1.0	0.30
156-59-2	cis-1,2-Dichloroethene	9.47		1.0	0.17
10061-01-5	cis-1,3-Dichloropropene	8.16		1.0	0.14
74-95-3	Dibromomethane	9.77		1.0	0.28
74-97-5	Bromochloromethane	9.55		1.0	0.29
75-71-8	Dichlorodifluoromethane	7.79		1.0	0.31
75-27-4	Bromodichloromethane	8.83		1.0	0.15
75-65-0	tert-Butyl alcohol	271		50	3.9
100-41-4	Ethylbenzene	9.43		1.0	0.17
87-68-3	Hexachlorobutadiene	10.9		1.0	0.30
108-20-3	Diisopropyl ether	8.90	J	10	1.5
98-82-8	Isopropylbenzene	9.27		1.0	0.13
1634-04-4	Methyl tert-butyl ether	8.70		5.0	0.17
75-09-2	Methylene Chloride	8.93		1.0	0.33
179601-23-1	m-Xylene & p-Xylene	19.3		2.0	0.24
91-20-3	Naphthalene	10.7		1.0	0.24
104-51-8	n-Butylbenzene	10.3		1.0	0.12
103-65-1	n-Propylbenzene	9.61		1.0	0.14
95-47-6	o-Xylene	9.38		1.0	0.14
135-98-8	sec-Butylbenzene	9.71		1.0	0.13
100-42-5	Styrene	9.62		1.0	0.11
994-05-8	Tert-amyl-methyl ether (TAME)	5.0	U	5.0	0.067
637-92-3	Ethyl-t-butyl ether (ETBE)	5.0	U	5.0	0.11
127-18-4	Tetrachloroethene	9.61		1.0	0.29
108-88-3	Toluene	9.52		1.0	0.13
156-60-5	trans-1,2-Dichloroethene	9.64		1.0	0.19
10061-02-6	trans-1,3-Dichloropropene	8.41		1.0	0.19
79-01-6	Trichloroethene	9.36		1.0	0.17
75-69-4	Trichlorofluoromethane	11.6		1.0	0.21
108-05-4	Vinyl acetate	12.7		2.0	0.19
75-01-4	Vinyl chloride	9.88		1.0	0.22
1330-20-7	Xylenes, Total	28.7		2.0	0.28

FORM I
GC/MS VOA ORGANICS ANALYSIS DATA SHEET

Lab Name: TestAmerica North Canton | Job No.: 240-1564-1

SDG No.:

Client Sample ID: | Lab Sample ID: 240-1543-A-14 MSD

Matrix: Water | Lab File ID: UXC6599.D

Analysis Method: 8260B | Date Collected:

Sample wt/vol: 5(mL) | Date Analyzed: 07/06/2011 20:32

Soil Aliquot Vol: | Dilution Factor: 1

Soil Extract Vol.: | GC Column: DB-624 ID: 0.18(mm)

% Moisture: | Level: (low/med) Low

Analysis Batch No.: 7283 | Units: ug/L

CAS NO.	COMPOUND NAME	RESULT	Q	RL	MDL
98-06-6	tert-Butylbenzene	9.45		1.0	0.13
106-93-4	1,2-Dibromoethane	9.79		1.0	0.24

CAS NO.	SURROGATE	%REC	Q	LIMITS
2037-26-5	Toluene-d8 (Surr)	104		74-115
1868-53-7	Dibromofluoromethane (Surr)	96		75-121
460-00-4	4-Bromofluorobenzene (Surr)	104		66-117
17060-07-0	1,2-Dichloroethane-d4 (Surr)	102		63-129

FORM I
GC/MS VOA ORGANICS ANALYSIS DATA SHEET

Lab Name: TestAmerica North Canton | Job No.: 240-1564-1

SDG No.:

Client Sample ID: | Lab Sample ID: 240-1472-B-1 MSD

Matrix: Water | Lab File ID: UXX3078.D

Analysis Method: 8260B | Date Collected:

Sample wt/vol: 5(mL) | Date Analyzed: 07/07/2011 22:38

Soil Aliquot Vol: | Dilution Factor: 5

Soil Extract Vol.: | GC Column: DB-624 ID: 0.18(mm)

% Moisture: | Level: (low/med) Low

Analysis Batch No.: 7533 | Units: ug/L

CAS NO.	COMPOUND NAME	RESULT	Q	RL	MDL
630-20-6	1,1,1,2-Tetrachloroethane	51.5		5.0	1.2
71-55-6	1,1,1-Trichloroethane	68.5		5.0	1.1
79-34-5	1,1,2,2-Tetrachloroethane	50.0		5.0	0.90
76-13-1	1,1,2-Trichloro-1,2,2-trichfluoroethane	49.0		5.0	1.4
75-34-3	1,1-Dichloroethane	62.0		5.0	0.75
75-35-4	1,1-Dichloroethene	51.5		5.0	0.95
563-58-6	1,1-Dichloropropene	49.1		5.0	0.65
87-61-6	1,2,3-Trichlorobenzene	47.0		5.0	0.85
96-18-4	1,2,3-Trichloropropane	52.0		5.0	2.2
526-73-8	1,2,3-Trimethylbenzene	47.0		25	0.030
120-82-1	1,2,4-Trichlorobenzene	44.3		5.0	0.75
95-63-6	1,2,4-Trimethylbenzene	45.7		5.0	0.60
96-12-8	1,2-Dibromo-3-Chloropropane	51.5		10	3.4
95-50-1	1,2-Dichlorobenzene	49.3		5.0	0.65
107-06-2	1,2-Dichloroethane	52.5		5.0	1.1
78-87-5	1,2-Dichloropropane	50.5		5.0	0.90
541-73-1	1,3-Dichlorobenzene	46.7		5.0	0.70
142-28-9	1,3-Dichloropropane	52.0		5.0	0.80
106-46-7	1,4-Dichlorobenzene	46.3		5.0	0.65
594-20-7	2,2-Dichloropropane	43.8		5.0	0.65
78-93-3	2-Butanone	98.5		50	2.9
110-75-8	2-Chloroethyl vinyl ether	50	U	50	5.0
95-49-8	2-Chlorotoluene	48.9		5.0	0.55
591-78-6	2-Hexanone	103		50	2.1
106-43-4	4-Chlorotoluene	49.5		5.0	0.90
99-87-6	p-Isopropyltoluene	44.4		5.0	0.60
108-10-1	4-Methyl-2-pentanone	101		50	1.6
67-64-1	Acetone	94.5		50	5.5
71-43-2	Benzene	50.0		5.0	0.65
108-86-1	Bromobenzene	50.5		5.0	0.65
75-25-2	Bromoform	48.8		5.0	3.2
74-83-9	Bromomethane	40.7		5.0	2.1
75-15-0	Carbon disulfide	48.2		5.0	0.65
56-23-5	Carbon tetrachloride	51.5		5.0	0.65
108-90-7	Chlorobenzene	49.3		5.0	0.75

FORM I
GC/MS VOA ORGANICS ANALYSIS DATA SHEET

Lab Name: TestAmerica North Canton Job No.: 240-1564-1

SDG No.:

Client Sample ID: Lab Sample ID: 240-1472-B-1 MSD

Matrix: Water Lab File ID: UXX3078.D

Analysis Method: 8260B Date Collected:

Sample wt/vol: 5(mL) Date Analyzed: 07/07/2011 22:38

Soil Aliquot Vol: Dilution Factor: 5

Soil Extract Vol.: GC Column: DB-624 ID: 0.18(mm)

% Moisture: Level: (low/med) Low

Analysis Batch No.: 7533 Units: ug/L

CAS NO.	COMPOUND NAME	RESULT	Q	RL	MDL
124-48-1	Dibromochloromethane	51.0		5.0	0.90
75-00-3	Chloroethane	47.3		5.0	1.5
67-66-3	Chloroform	50.0		5.0	0.80
74-87-3	Chloromethane	43.1		5.0	1.5
156-59-2	cis-1,2-Dichloroethene	213		5.0	0.85
10061-01-5	cis-1,3-Dichloropropene	40.7		5.0	0.70
74-95-3	Dibromomethane	54.0		5.0	1.4
74-97-5	Bromochloromethane	48.6		5.0	1.5
75-71-8	Dichlorodifluoromethane	36.9		5.0	1.6
75-27-4	Bromodichloromethane	51.0		5.0	0.75
75-65-0	tert-Butyl alcohol	1060		250	20
100-41-4	Ethylbenzene	48.7		5.0	0.85
87-68-3	Hexachlorobutadiene	42.9		5.0	1.5
108-20-3	Diisopropyl ether	55.0		50	7.5
98-82-8	Isopropylbenzene	41.8		5.0	0.65
1634-04-4	Methyl tert-butyl ether	47.7		25	0.85
75-09-2	Methylene Chloride	51.5		5.0	1.7
179601-23-1	m-Xylene & p-Xylene	99.0		10	1.2
91-20-3	Naphthalene	48.3		5.0	1.2
104-51-8	n-Butylbenzene	42.4		5.0	0.60
103-65-1	n-Propylbenzene	45.6		5.0	0.70
95-47-6	o-Xylene	44.9		5.0	0.70
135-98-8	sec-Butylbenzene	42.6		5.0	0.65
100-42-5	Styrene	44.0		5.0	0.55
994-05-8	Tert-amyl-methyl ether (TAME)	25	U	25	0.34
637-92-3	Ethyl-t-butyl ether (ETBE)	25	U	25	0.55
127-18-4	Tetrachloroethene	56.0		5.0	1.5
108-88-3	Toluene	52.5		5.0	0.65
156-60-5	trans-1,2-Dichloroethene	53.5		5.0	0.95
10061-02-6	trans-1,3-Dichloropropene	45.1		5.0	0.95
79-01-6	Trichloroethene	73.0		5.0	0.85
75-69-4	Trichlorofluoromethane	49.4		5.0	1.1
108-05-4	Vinyl acetate	64.0		10	0.95
75-01-4	Vinyl chloride	53.0		5.0	1.1
1330-20-7	Xylenes, Total	144		10	1.4

FORM I
GC/MS VOA ORGANICS ANALYSIS DATA SHEET

Lab Name: TestAmerica North Canton | Job No.: 240-1564-1

SDG No.:

Client Sample ID: | Lab Sample ID: 240-1472-B-1 MSD

Matrix: Water | Lab File ID: UXX3078.D

Analysis Method: 8260B | Date Collected:

Sample wt/vol: 5(mL) | Date Analyzed: 07/07/2011 22:38

Soil Aliquot Vol: | Dilution Factor: 5

Soil Extract Vol.: | GC Column: DB-624 ID: 0.18(mm)

% Moisture: | Level: (low/med) Low

Analysis Batch No.: 7533 | Units: ug/L

CAS NO.	COMPOUND NAME	RESULT	Q	RL	MDL
98-06-6	tert-Butylbenzene	42.5		5.0	0.65
106-93-4	1,2-Dibromoethane	52.5		5.0	1.2

CAS NO.	SURROGATE	%REC	Q	LIMITS
2037-26-5	Toluene-d8 (Surr)	98		74-115
1868-53-7	Dibromofluoromethane (Surr)	90		75-121
460-00-4	4-Bromofluorobenzene (Surr)	95		66-117
17060-07-0	1,2-Dichloroethane-d4 (Surr)	93		63-129

Method 8260C

Volatile Organic Compounds (GC/MS) by Method 8260C

FORM II
GC/MS VOA SURROGATE RECOVERY

Lab Name: TestAmerica North Canton Job No.: 240-1564-1

SDG No.:

Matrix: Water Level: Low

GC Column (1): DB-624 ID: 0.18 (mm)

Client Sample ID	Lab Sample ID	DBFM	#	DCA	#	TOL	#	BFB	#
MSA-MW-39S-062811	240-1564-1	96		93		95		86	
MSA-MW-35S-062811	240-1564-2	96		91		88		80	
MSA-MW-37S-062811	240-1564-3	96		91		89		76	
MSA-MW38S-062911	240-1591-1	96		94		89		77	
MSA-MW30I-062911	240-1591-2	98		96		91		79	
	MB 240-7323/11	95		89		89		81	
	LCS 240-7323/10	92		92		97		100	
MSA-MW30I-062911 MS	240-1591-2 MS	91		88		99		100	
	240-1573-A-6 MS	93		93		97		101	
MSA-MW30I-062911 MSD	240-1591-2 MSD	93		93		98		100	
	240-1573-B-6 MSD	91		94		96		100	

	QC LIMITS
DBFM = Dibromofluoromethane (Surr)	75-121
DCA = 1,2-Dichloroethane-d4 (Surr)	63-129
TOL = Toluene-d8 (Surr)	74-115
BFB = 4-Bromofluorobenzene (Surr)	66-117

Column to be used to flag recovery values

FORM II 8260C

FORM III
GC/MS VOA LAB CONTROL SAMPLE RECOVERY

Lab Name: TestAmerica North Canton Job No.: 240-1564-1

SDG No.:

Matrix: Water Level: Low Lab File ID: UXX3029.D

Lab ID: LCS 240-7323/10 Client ID:

COMPOUND	SPIKE ADDED (ug/L)	LCS CONCENTRATION (ug/L)	LCS % REC	QC LIMITS REC	#
Acetone	20.0	19.2	96	43-136	
Benzene	10.0	10.3	103	83-112	
Bromobenzene	10.0	10.7	107	76-115	
Bromochloromethane	10.0	10.4	104	77-120	
Bromodichloromethane	10.0	10.1	101	72-121	
Bromoform	10.0	10.2	102	40-131	
Bromomethane	10.0	9.38	94	11-185	
2-Butanone	20.0	19.1	96	60-126	
Carbon disulfide	10.0	10.4	104	62-142	
Carbon tetrachloride	10.0	10.7	107	66-128	
Chlorobenzene	10.0	10.3	103	85-110	
Chloroethane	10.0	9.80	98	25-153	
2-Chloroethyl vinyl ether	10.0	9.76 J	98	52-131	
Chloroform	10.0	10.8	108	79-117	
Chloromethane	10.0	9.43	94	44-126	
2-Chlorotoluene	10.0	10.8	108	76-116	
4-Chlorotoluene	10.0	10.9	109	77-115	
cis-1,2-Dichloroethene	10.0	10.4	104	80-113	
cis-1,3-Dichloropropene	10.0	8.74	87	61-115	
Dibromochloromethane	10.0	10.1	101	64-119	
1,2-Dibromo-3-Chloropropane	10.0	10.1	101	42-136	
1,2-Dibromoethane	10.0	10.6	106	79-113	
Dibromomethane	10.0	10.7	107	81-120	
1,2-Dichlorobenzene	10.0	10.5	105	81-110	
1,3-Dichlorobenzene	10.0	10.4	104	80-110	
1,4-Dichlorobenzene	10.0	10.2	102	82-110	
Dichlorodifluoromethane	10.0	8.63	86	19-129	
1,1-Dichloroethane	10.0	10.7	107	82-115	
1,2-Dichloroethane	10.0	10.4	104	71-127	
1,1-Dichloroethene	10.0	10.9	109	78-131	
1,2-Dichloropropane	10.0	10.5	105	81-115	
1,3-Dichloropropane	10.0	10.4	104	79-116	
2,2-Dichloropropane	10.0	10.4	104	50-129	
1,1-Dichloropropene	10.0	10.7	107	83-114	
Diisopropyl ether	10.0	12.0	120	77-118	*
Ethylbenzene	10.0	10.8	108	83-112	
Hexachlorobutadiene	10.0	9.46	95	36-134	
2-Hexanone	20.0	21.9	110	55-133	
Isopropylbenzene	10.0	9.52	95	75-114	
Methylene Chloride	10.0	11.0	110	66-131	
4-Methyl-2-pentanone	20.0	21.2	106	63-128	
Methyl tert-butyl ether	10.0	10.3	103	52-144	

Column to be used to flag recovery and RPD values

FORM III 8260C

FORM III
GC/MS VOA LAB CONTROL SAMPLE RECOVERY

Lab Name: TestAmerica North Canton Job No.: 240-1564-1

SDG No.:

Matrix: Water Level: Low Lab File ID: UXX3029.D

Lab ID: LCS 240-7323/10 Client ID:

COMPOUND	SPIKE ADDED (ug/L)	LCS CONCENTRATION (ug/L)	LCS % REC	QC LIMITS REC	#
m-Xylene & p-Xylene	20.0	21.7	109	83-113	
Naphthalene	10.0	9.86	99	32-141	
n-Butylbenzene	10.0	10.0	100	66-125	
n-Propylbenzene	10.0	10.3	103	74-121	
o-Xylene	10.0	9.79	98	83-113	
p-Isopropyltoluene	10.0	10.2	102	74-120	
sec-Butylbenzene	10.0	9.75	98	70-117	
Styrene	10.0	9.73	97	79-114	
tert-Butyl alcohol	200	209	104	70-130	
tert-Butylbenzene	10.0	9.43	94	71-115	
1,1,1,2-Tetrachloroethane	10.0	10.5	105	72-116	
1,1,2,2-Tetrachloroethane	10.0	10.4	104	68-118	
Tetrachloroethene	10.0	10.5	105	79-114	
Toluene	10.0	10.8	108	84-111	
trans-1,2-Dichloroethene	10.0	10.6	106	83-117	
trans-1,3-Dichloropropene	10.0	9.14	91	58-117	
1,2,3-Trichlorobenzene	10.0	9.67	97	54-126	
1,2,4-Trichlorobenzene	10.0	9.75	98	48-135	
1,1,1-Trichloroethane	10.0	10.6	106	74-118	
Trichloroethene	10.0	10.4	104	76-117	
Trichlorofluoromethane	10.0	10.7	107	49-157	
1,2,3-Trichloropropane	10.0	10.2	102	73-129	
1,1,2-Trichloro-1,2,2-trichfluoroethane	10.0	11.2	112	74-151	
1,2,3-Trimethylbenzene	10.0	10.1	101	70-130	
1,2,4-Trimethylbenzene	10.0	10.0	100	76-120	
Vinyl acetate	10.0	12.6	126	46-161	
Vinyl chloride	10.0	9.86	99	53-127	

Column to be used to flag recovery and RPD values

FORM III 8260C

FORM III
GC/MS VOA MATRIX SPIKE RECOVERY

Lab Name: TestAmerica North Canton Job No.: 240-1564-1

SDG No.:

Matrix: Water Level: Low Lab File ID: UXX3051.D

Lab ID: 240-1591-2 MS Client ID: MSA-MW30I-062911 MS

COMPOUND	SPIKE ADDED (ug/L)	SAMPLE CONCENTRATION (ug/L)	MS CONCENTRATION (ug/L)	MS % REC	QC LIMITS REC	#
Acetone	400	36 J	390	89	33-145	
Benzene	200	20 U	204	102	72-121	
Bromobenzene	200	20 U	202	101	71-116	
Bromochloromethane	200	20 U	202	101	73-121	
Bromodichloromethane	200	20 U	204	102	67-120	
Bromoform	200	20 U	199	99	32-128	
Bromomethane	200	20 U	175	88	10-186	
2-Butanone	400	200 U	382	96	54-129	
Carbon disulfide	200	20 U	197	99	57-147	
Carbon tetrachloride	200	20 U	208	104	59-129	
Chlorobenzene	200	20 U	199	99	80-110	
Chloroethane	200	20 U	191	95	21-165	
2-Chloroethyl vinyl ether	200	200 U	200 U	0	10-150	F
Chloroform	200	20 U	210	105	76-118	
Chloromethane	200	20 U	183	92	33-132	
2-Chlorotoluene	200	20 U	197	99	69-117	
4-Chlorotoluene	200	20 U	202	101	71-116	
cis-1,2-Dichloroethene	200	20 U	204	102	70-120	
cis-1,3-Dichloropropene	200	20 U	166	83	51-110	
Dibromochloromethane	200	20 U	206	103	56-118	
1,2-Dibromo-3-Chloropropane	200	40 U	189	95	32-139	
1,2-Dibromoethane	200	20 U	214	107	74-113	
Dibromomethane	200	20 U	218	109	77-121	
1,2-Dichlorobenzene	200	20 U	193	96	75-111	
1,3-Dichlorobenzene	200	20 U	192	96	73-110	
1,4-Dichlorobenzene	200	20 U	189	94	75-110	
Dichlorodifluoromethane	200	20 U	149	75	17-128	
1,1-Dichloroethane	200	20 U	206	103	79-116	
1,2-Dichloroethane	200	20 U	210	105	68-129	
1,1-Dichloroethene	200	20 U	210	105	74-135	
1,2-Dichloropropane	200	20 U	206	103	78-115	
1,3-Dichloropropane	200	20 U	214	107	74-118	
2,2-Dichloropropane	200	20 U	176	88	38-127	
1,1-Dichloropropene	200	20 U	200	100	80-114	
Diisopropyl ether	200	200 U	226	113	73-118	
Ethylbenzene	200	20 U	200	100	75-116	
Hexachlorobutadiene	200	20 U	162	81	27-132	
2-Hexanone	400	200 U	398	100	47-139	
Isopropylbenzene	200	20 U	172	86	68-116	
Methylene Chloride	200	20 U	200	100	63-128	
4-Methyl-2-pentanone	400	200 U	400	100	56-131	
Methyl tert-butyl ether	200	100 U	193	97	46-144	

Column to be used to flag recovery and RPD values

FORM III 8260C

FORM III
GC/MS VOA MATRIX SPIKE RECOVERY

Lab Name: TestAmerica North Canton Job No.: 240-1564-1

SDG No.:

Matrix: Water Level: Low Lab File ID: UXX3051.D

Lab ID: 240-1591-2 MS Client ID: MSA-MW30I-062911 MS

COMPOUND	SPIKE ADDED (ug/L)	SAMPLE CONCENTRATION (ug/L)	MS CONCENTRATION (ug/L)	MS % REC	QC LIMITS REC	#
m-Xylene & p-Xylene	400	40 U	406	102	75-117	
Naphthalene	200	20 U	174	87	15-158	
n-Butylbenzene	200	20 U	173	86	56-127	
n-Propylbenzene	200	20 U	181	90	64-124	
o-Xylene	200	20 U	181	91	76-116	
p-Isopropyltoluene	200	20 U	178	89	64-122	
sec-Butylbenzene	200	20 U	169	84	60-119	
Styrene	200	20 U	185	93	71-117	
tert-Butyl alcohol	4000	1000 U	3970	99	70-130	
tert-Butylbenzene	200	20 U	186	93	61-119	
1,1,1,2-Tetrachloroethane	200	20 U	202	101	64-118	
1,1,2,2-Tetrachloroethane	200	20 U	198	99	63-122	
Tetrachloroethene	200	20 U	197	99	70-117	
Toluene	200	20 U	212	106	78-114	
trans-1,2-Dichloroethene	200	20 U	204	102	80-119	
trans-1,3-Dichloropropene	200	20 U	179	90	46-116	
1,2,3-Trichlorobenzene	200	20 U	178	89	45-129	
1,2,4-Trichlorobenzene	200	20 U	169	85	38-138	
1,1,1-Trichloroethane	200	20 U	200	100	68-121	
Trichloroethene	200	490	688	99	66-120	
Trichlorofluoromethane	200	20 U	199	100	46-157	
1,2,3-Trichloropropane	200	20 U	208	104	67-132	
1,1,2-Trichloro-1,2,2-trichfluoroethane	200	20 U	196	98	70-152	
1,2,3-Trimethylbenzene	200	100 U	187	93	70-130	
1,2,4-Trimethylbenzene	200	20 U	183	92	67-124	
Vinyl acetate	200	40 U	258	129	43-157	
Vinyl chloride	200	20 U	187	94	49-130	

Column to be used to flag recovery and RPD values

FORM III 8260C

FORM III
GC/MS VOA MATRIX SPIKE RECOVERY

Lab Name: TestAmerica North Canton Job No.: 240-1564-1

SDG No.:

Matrix: Water Level: Low Lab File ID: UXX3043.D

Lab ID: 240-1573-A-6 MS Client ID:

COMPOUND	SPIKE ADDED (ug/L)	SAMPLE CONCENTRATION (ug/L)	MS CONCENTRATION (ug/L)	MS % REC	QC LIMITS REC	#
Acetone	20.0	1.8 J	20.1	92	33-145	
Benzene	10.0	1.0 U	10.2	102	72-121	
Bromobenzene	10.0	1.0 U	9.79	98	71-116	
Bromochloromethane	10.0	1.0 U	10.3	103	73-121	
Bromodichloromethane	10.0	1.0 U	10.0	100	67-120	
Bromoform	10.0	1.0 U	10.2	102	32-128	
Bromomethane	10.0	1.0 U	8.46	85	10-186	
2-Butanone	20.0	10 U	18.5	93	54-129	
Carbon disulfide	10.0	1.0 U	10.4	104	57-147	
Carbon tetrachloride	10.0	1.0 U	10.7	107	59-129	
Chlorobenzene	10.0	1.0 U	9.98	100	80-110	
Chloroethane	10.0	1.0 U	9.46	95	21-165	
2-Chloroethyl vinyl ether	10.0	10 U	10 U	0	10-150	F
Chloroform	10.0	1.4	12.0	106	76-118	
Chloromethane	10.0	1.0 U	9.24	92	33-132	
2-Chlorotoluene	10.0	1.0 U	9.90	99	69-117	
4-Chlorotoluene	10.0	1.0 U	10.1	101	71-116	
cis-1,2-Dichloroethene	10.0	1.0 U	10.6	106	70-120	
cis-1,3-Dichloropropene	10.0	1.0 U	7.78	78	51-110	
Dibromochloromethane	10.0	1.0 U	9.92	99	56-118	
1,2-Dibromo-3-Chloropropane	10.0	2.0 U	9.07	91	32-139	
1,2-Dibromoethane	10.0	1.0 U	10.4	104	74-113	
Dibromomethane	10.0	1.0 U	10.4	104	77-121	
1,2-Dichlorobenzene	10.0	1.0 U	9.82	98	75-111	
1,3-Dichlorobenzene	10.0	1.0 U	9.68	97	73-110	
1,4-Dichlorobenzene	10.0	1.0 U	9.42	94	75-110	
Dichlorodifluoromethane	10.0	1.0 U	8.05	81	17-128	
1,1-Dichloroethane	10.0	1.0 U	10.5	105	79-116	
1,2-Dichloroethane	10.0	1.0 U	10.2	102	68-129	
1,1-Dichloroethene	10.0	1.0 U	10.8	108	74-135	
1,2-Dichloropropane	10.0	1.0 U	10.1	101	78-115	
1,3-Dichloropropane	10.0	1.0 U	10.1	101	74-118	
2,2-Dichloropropane	10.0	1.0 U	9.67	97	38-127	
1,1-Dichloropropene	10.0	1.0 U	10.2	102	80-114	
Diisopropyl ether	10.0	10 U	11.4	114	73-118	
Ethylbenzene	10.0	1.0 U	10.0	100	75-116	
Hexachlorobutadiene	10.0	1.0 U	8.24	82	27-132	
2-Hexanone	20.0	10 U	20.2	101	47-139	
Isopropylbenzene	10.0	1.0 U	8.71	87	68-116	
Methylene Chloride	10.0	1.0 U	10.1	101	63-128	
4-Methyl-2-pentanone	20.0	10 U	19.5	98	56-131	
Methyl tert-butyl ether	10.0	5.0 U	9.95	100	46-144	

Column to be used to flag recovery and RPD values

FORM III 8260C

FORM III
GC/MS VOA MATRIX SPIKE RECOVERY

Lab Name: TestAmerica North Canton Job No.: 240-1564-1

SDG No.:

Matrix: Water Level: Low Lab File ID: UXX3043.D

Lab ID: 240-1573-A-6 MS Client ID:

COMPOUND	SPIKE ADDED (ug/L)	SAMPLE CONCENTRATION (ug/L)	MS CONCENTRATION (ug/L)	MS % REC	QC LIMITS REC	#
m-Xylene & p-Xylene	20.0	2.0 U	20.4	102	75-117	
Naphthalene	10.0	1.0 U	8.35	84	15-158	
n-Butylbenzene	10.0	1.0 U	8.89	89	56-127	
n-Propylbenzene	10.0	1.0 U	9.15	92	64-124	
o-Xylene	10.0	1.0 U	9.19	92	76-116	
p-Isopropyltoluene	10.0	1.0 U	9.13	91	64-122	
sec-Butylbenzene	10.0	1.0 U	8.60	86	60-119	
Styrene	10.0	1.0 U	9.31	93	71-117	
tert-Butyl alcohol	200	50 U	198	99	70-130	
tert-Butylbenzene	10.0	1.0 U	8.48	85	61-119	
1,1,1,2-Tetrachloroethane	10.0	1.0 U	10.1	101	64-118	
1,1,2,2-Tetrachloroethane	10.0	1.0 U	9.87	99	63-122	
Tetrachloroethene	10.0	1.0 U	10.0	100	70-117	
Toluene	10.0	1.0 U	10.3	103	78-114	
trans-1,2-Dichloroethene	10.0	1.0 U	10.5	105	80-119	
trans-1,3-Dichloropropene	10.0	1.0 U	8.58	86	46-116	
1,2,3-Trichlorobenzene	10.0	1.0 U	8.60	86	45-129	
1,2,4-Trichlorobenzene	10.0	1.0 U	8.25	83	38-138	
1,1,1-Trichloroethane	10.0	1.0 U	10.2	102	68-121	
Trichloroethene	10.0	1.0 U	9.77	98	66-120	
Trichlorofluoromethane	10.0	1.0 U	10.3	103	46-157	
1,2,3-Trichloropropane	10.0	1.0 U	9.95	100	67-132	
1,1,2-Trichloro-1,2,2-trichfluoroethane	10.0	1.0 U	10.5	105	70-152	
1,2,3-Trimethylbenzene	10.0	5.0 U	9.36	94	70-130	
1,2,4-Trimethylbenzene	10.0	1.0 U	9.21	92	67-124	
Vinyl acetate	10.0	2.0 U	12.0	120	43-157	
Vinyl chloride	10.0	1.0 U	9.58	96	49-130	

Column to be used to flag recovery and RPD values

FORM III 8260C

FORM III
GC/MS VOA MATRIX SPIKE DUPLICATE RECOVERY

Lab Name: TestAmerica North Canton Job No.: 240-1564-1

SDG No.:

Matrix: Water Level: Low Lab File ID: UXX3052.D

Lab ID: 240-1591-2 MSD Client ID: MSA-MW30I-062911 MSD

COMPOUND	SPIKE ADDED (ug/L)	MSD CONCENTRATION (ug/L)	MSD % REC	% RPD	QC LIMITS RPD	QC LIMITS REC	#
Acetone	400	358	81	9	30	33-145	
Benzene	200	206	103	1	30	72-121	
Bromobenzene	200	208	104	3	30	71-116	
Bromochloromethane	200	210	105	4	30	73-121	
Bromodichloromethane	200	206	103	1	30	67-120	
Bromoform	200	202	101	2	30	32-128	
Bromomethane	200	165	82	6	30	10-186	
2-Butanone	400	358	90	6	30	54-129	
Carbon disulfide	200	204	102	3	30	57-147	
Carbon tetrachloride	200	212	106	2	30	59-129	
Chlorobenzene	200	202	101	2	30	80-110	
Chloroethane	200	190	95	1	30	21-165	
2-Chloroethyl vinyl ether	200	200 U	0	NC	30	10-150	F
Chloroform	200	218	109	4	30	76-118	
Chloromethane	200	181	91	1	30	33-132	
2-Chlorotoluene	200	199	100	1	30	69-117	
4-Chlorotoluene	200	206	103	2	30	71-116	
cis-1,2-Dichloroethene	200	214	107	5	30	70-120	
cis-1,3-Dichloropropene	200	165	83	0	30	51-110	
Dibromochloromethane	200	208	104	1	30	56-118	
1,2-Dibromo-3-Chloropropane	200	198	99	4	30	32-139	
1,2-Dibromoethane	200	212	106	1	30	74-113	
Dibromomethane	200	214	107	2	30	77-121	
1,2-Dichlorobenzene	200	200	100	3	30	75-111	
1,3-Dichlorobenzene	200	198	99	3	30	73-110	
1,4-Dichlorobenzene	200	192	96	2	30	75-110	
Dichlorodifluoromethane	200	149	75	0	30	17-128	
1,1-Dichloroethane	200	216	108	5	30	79-116	
1,2-Dichloroethane	200	210	105	0	30	68-129	
1,1-Dichloroethene	200	218	109	4	30	74-135	
1,2-Dichloropropane	200	210	105	2	30	78-115	
1,3-Dichloropropane	200	208	104	3	30	74-118	
2,2-Dichloropropane	200	188	94	7	30	38-127	
1,1-Dichloropropene	200	202	101	1	30	80-114	
Diisopropyl ether	200	236	118	4	30	73-118	
Ethylbenzene	200	204	102	2	30	75-116	
Hexachlorobutadiene	200	171	86	5	30	27-132	
2-Hexanone	400	424	106	6	30	47-139	
Isopropylbenzene	200	173	87	1	30	68-116	
Methylene Chloride	200	204	102	2	30	63-128	
4-Methyl-2-pentanone	400	398	100	1	30	56-131	
Methyl tert-butyl ether	200	197	99	2	30	46-144	

Column to be used to flag recovery and RPD values

FORM III 8260C

FORM III
GC/MS VOA MATRIX SPIKE DUPLICATE RECOVERY

Lab Name: TestAmerica North Canton Job No.: 240-1564-1

SDG No.:

Matrix: Water Level: Low Lab File ID: UXX3052.D

Lab ID: 240-1591-2 MSD Client ID: MSA-MW30I-062911 MSD

COMPOUND	SPIKE ADDED (ug/L)	MSD CONCENTRATION (ug/L)	MSD % REC	% RPD	QC LIMITS RPD	QC LIMITS REC	#
m-Xylene & p-Xylene	400	412	103	1	30	75-117	
Naphthalene	200	195	97	11	30	15-158	
n-Butylbenzene	200	176	88	2	30	56-127	
n-Propylbenzene	200	184	92	2	30	64-124	
o-Xylene	200	188	94	4	30	76-116	
p-Isopropyltoluene	200	180	90	1	30	64-122	
sec-Butylbenzene	200	170	85	1	30	60-119	
Styrene	200	188	94	1	30	71-117	
tert-Butyl alcohol	4000	2660	67	39	30	70-130	F
tert-Butylbenzene	200	170	85	9	30	61-119	
1,1,1,2-Tetrachloroethane	200	208	104	3	30	64-118	
1,1,2,2-Tetrachloroethane	200	208	104	5	30	63-122	
Tetrachloroethene	200	195	97	1	30	70-117	
Toluene	200	212	106	0	30	78-114	
trans-1,2-Dichloroethene	200	214	107	5	30	80-119	
trans-1,3-Dichloropropene	200	179	90	0	30	46-116	
1,2,3-Trichlorobenzene	200	194	97	9	30	45-129	
1,2,4-Trichlorobenzene	200	184	92	8	30	38-138	
1,1,1-Trichloroethane	200	206	103	3	30	68-121	
Trichloroethene	200	654	82	5	30	66-120	
Trichlorofluoromethane	200	198	99	0	30	46-157	
1,2,3-Trichloropropane	200	208	104	0	30	67-132	
1,1,2-Trichloro-1,2,2-trichfluoroethane	200	198	99	1	30	70-152	
1,2,3-Trimethylbenzene	200	191	95	2	30	70-130	
1,2,4-Trimethylbenzene	200	188	94	2	30	67-124	
Vinyl acetate	200	266	133	3	30	43-157	
Vinyl chloride	200	196	98	5	30	49-130	

Column to be used to flag recovery and RPD values

FORM III 8260C

FORM III
GC/MS VOA MATRIX SPIKE DUPLICATE RECOVERY

Lab Name: TestAmerica North Canton Job No.: 240-1564-1

SDG No.:

Matrix: Water Level: Low Lab File ID: UXX3044.D

Lab ID: 240-1573-B-6 MSD Client ID:

COMPOUND	SPIKE ADDED (ug/L)	MSD CONCENTRATION (ug/L)	MSD % REC	% RPD	QC LIMITS RPD	QC LIMITS REC	#
Acetone	20.0	18.7	85	7	30	33-145	
Benzene	10.0	9.97	100	2	30	72-121	
Bromobenzene	10.0	10.2	102	4	30	71-116	
Bromochloromethane	10.0	9.55	96	8	30	73-121	
Bromodichloromethane	10.0	10.2	102	2	30	67-120	
Bromoform	10.0	9.74	97	5	30	32-128	
Bromomethane	10.0	8.11	81	4	30	10-186	
2-Butanone	20.0	19.0	95	3	30	54-129	
Carbon disulfide	10.0	9.79	98	6	30	57-147	
Carbon tetrachloride	10.0	10.3	103	4	30	59-129	
Chlorobenzene	10.0	9.97	100	0	30	80-110	
Chloroethane	10.0	8.88	89	6	30	21-165	
2-Chloroethyl vinyl ether	10.0	10 U	0	NC	30	10-150	F
Chloroform	10.0	11.5	101	4	30	76-118	
Chloromethane	10.0	8.81	88	5	30	33-132	
2-Chlorotoluene	10.0	10.2	102	3	30	69-117	
4-Chlorotoluene	10.0	10.4	104	3	30	71-116	
cis-1,2-Dichloroethene	10.0	10.0	100	6	30	70-120	
cis-1,3-Dichloropropene	10.0	8.35	84	7	30	51-110	
Dibromochloromethane	10.0	9.97	100	1	30	56-118	
1,2-Dibromo-3-Chloropropane	10.0	9.49	95	5	30	32-139	
1,2-Dibromoethane	10.0	10.3	103	1	30	74-113	
Dibromomethane	10.0	10.6	106	2	30	77-121	
1,2-Dichlorobenzene	10.0	9.83	98	0	30	75-111	
1,3-Dichlorobenzene	10.0	9.77	98	1	30	73-110	
1,4-Dichlorobenzene	10.0	9.64	96	2	30	75-110	
Dichlorodifluoromethane	10.0	7.60	76	6	30	17-128	
1,1-Dichloroethane	10.0	10.0	100	5	30	79-116	
1,2-Dichloroethane	10.0	10.3	103	1	30	68-129	
1,1-Dichloroethene	10.0	10.1	101	7	30	74-135	
1,2-Dichloropropane	10.0	10.5	105	4	30	78-115	
1,3-Dichloropropane	10.0	10.2	102	1	30	74-118	
2,2-Dichloropropane	10.0	9.06	91	7	30	38-127	
1,1-Dichloropropene	10.0	10.1	101	1	30	80-114	
Diisopropyl ether	10.0	10.9	109	4	30	73-118	
Ethylbenzene	10.0	9.94	99	1	30	75-116	
Hexachlorobutadiene	10.0	8.55	86	4	30	27-132	
2-Hexanone	20.0	21.2	106	5	30	47-139	
Isopropylbenzene	10.0	8.71	87	0	30	68-116	
Methylene Chloride	10.0	9.48	95	6	30	63-128	
4-Methyl-2-pentanone	20.0	20.4	102	5	30	56-131	
Methyl tert-butyl ether	10.0	9.57	96	4	30	46-144	

Column to be used to flag recovery and RPD values

FORM III 8260C

FORM III
GC/MS VOA MATRIX SPIKE DUPLICATE RECOVERY

Lab Name: TestAmerica North Canton Job No.: 240-1564-1

SDG No.:

Matrix: Water Level: Low Lab File ID: UXX3044.D

Lab ID: 240-1573-B-6 MSD Client ID:

COMPOUND	SPIKE ADDED (ug/L)	MSD CONCENTRATION (ug/L)	MSD % REC	% RPD	QC LIMITS RPD	QC LIMITS REC	#
m-Xylene & p-Xylene	20.0	20.2	101	1	30	75-117	
Naphthalene	10.0	9.42	94	12	30	15-158	
n-Butylbenzene	10.0	9.18	92	3	30	56-127	
n-Propylbenzene	10.0	9.66	97	5	30	64-124	
o-Xylene	10.0	9.06	91	1	30	76-116	
p-Isopropyltoluene	10.0	9.38	94	3	30	64-122	
sec-Butylbenzene	10.0	9.02	90	5	30	60-119	
Styrene	10.0	9.16	92	2	30	71-117	
tert-Butyl alcohol	200	197	98	1	30	70-130	
tert-Butylbenzene	10.0	8.98	90	6	30	61-119	
1,1,1,2-Tetrachloroethane	10.0	9.76	98	3	30	64-118	
1,1,2,2-Tetrachloroethane	10.0	9.98	100	1	30	63-122	
Tetrachloroethene	10.0	10.1	101	1	30	70-117	
Toluene	10.0	10.3	103	0	30	78-114	
trans-1,2-Dichloroethene	10.0	10.1	101	4	30	80-119	
trans-1,3-Dichloropropene	10.0	8.77	88	2	30	46-116	
1,2,3-Trichlorobenzene	10.0	9.33	93	8	30	45-129	
1,2,4-Trichlorobenzene	10.0	8.85	89	7	30	38-138	
1,1,1-Trichloroethane	10.0	9.89	99	3	30	68-121	
Trichloroethene	10.0	9.87	99	1	30	66-120	
Trichlorofluoromethane	10.0	9.81	98	5	30	46-157	
1,2,3-Trichloropropane	10.0	10.1	101	1	30	67-132	
1,1,2-Trichloro-1,2,2-trichfluoroethane	10.0	9.71	97	8	30	70-152	
1,2,3-Trimethylbenzene	10.0	9.53	95	2	30	70-130	
1,2,4-Trimethylbenzene	10.0	9.48	95	3	30	67-124	
Vinyl acetate	10.0	12.0	120	0	30	43-157	
Vinyl chloride	10.0	9.19	92	4	30	49-130	

Column to be used to flag recovery and RPD values

FORM III 8260C

FORM I
GC/MS VOA ORGANICS ANALYSIS DATA SHEET

Lab Name: TestAmerica North Canton
Job No.: 240-1564-1

SDG No.:

Client Sample ID:
Lab Sample ID: MB 240-7323/11

Matrix: Water
Lab File ID: UXX3031.D

Analysis Method: 8260C
Date Collected:

Sample wt/vol: 5(mL)
Date Analyzed: 07/06/2011 16:06

Soil Aliquot Vol:
Dilution Factor: 1

Soil Extract Vol.:
GC Column: DB-624 ID: 0.18(mm)

% Moisture:
Level: (low/med) Low

Analysis Batch No.: 7323
Units: ug/L

CAS NO.	COMPOUND NAME	RESULT	Q	RL	MDL
67-64-1	Acetone	10	U	10	1.1
71-43-2	Benzene	1.0	U	1.0	0.13
108-86-1	Bromobenzene	1.0	U	1.0	0.13
74-97-5	Bromochloromethane	1.0	U	1.0	0.29
75-27-4	Bromodichloromethane	1.0	U	1.0	0.15
75-25-2	Bromoform	1.0	U	1.0	0.64
74-83-9	Bromomethane	1.0	U	1.0	0.41
78-93-3	2-Butanone	10	U	10	0.57
75-15-0	Carbon disulfide	1.0	U	1.0	0.13
56-23-5	Carbon tetrachloride	1.0	U	1.0	0.13
108-90-7	Chlorobenzene	1.0	U	1.0	0.15
75-00-3	Chloroethane	1.0	U	1.0	0.29
110-75-8	2-Chloroethyl vinyl ether	10	U	10	0.99
67-66-3	Chloroform	1.0	U	1.0	0.16
74-87-3	Chloromethane	1.0	U	1.0	0.30
95-49-8	2-Chlorotoluene	1.0	U	1.0	0.11
106-43-4	4-Chlorotoluene	1.0	U	1.0	0.18
156-59-2	cis-1,2-Dichloroethene	1.0	U	1.0	0.17
10061-01-5	cis-1,3-Dichloropropene	1.0	U	1.0	0.14
124-48-1	Dibromochloromethane	1.0	U	1.0	0.18
96-12-8	1,2-Dibromo-3-Chloropropane	2.0	U	2.0	0.67
106-93-4	1,2-Dibromoethane	1.0	U	1.0	0.24
74-95-3	Dibromomethane	1.0	U	1.0	0.28
95-50-1	1,2-Dichlorobenzene	1.0	U	1.0	0.13
541-73-1	1,3-Dichlorobenzene	1.0	U	1.0	0.14
106-46-7	1,4-Dichlorobenzene	1.0	U	1.0	0.13
75-71-8	Dichlorodifluoromethane	1.0	U	1.0	0.31
75-34-3	1,1-Dichloroethane	1.0	U	1.0	0.15
107-06-2	1,2-Dichloroethane	1.0	U	1.0	0.22
75-35-4	1,1-Dichloroethene	1.0	U	1.0	0.19
78-87-5	1,2-Dichloropropane	1.0	U	1.0	0.18
142-28-9	1,3-Dichloropropane	1.0	U	1.0	0.16
594-20-7	2,2-Dichloropropane	1.0	U	1.0	0.13
563-58-6	1,1-Dichloropropene	1.0	U	1.0	0.13
108-20-3	Diisopropyl ether	10	U	10	1.5
100-41-4	Ethylbenzene	1.0	U	1.0	0.17

FORM I
GC/MS VOA ORGANICS ANALYSIS DATA SHEET

Lab Name: TestAmerica North Canton
Job No.: 240-1564-1
SDG No.:
Client Sample ID:
Lab Sample ID: MB 240-7323/11
Matrix: Water
Lab File ID: UXX3031.D
Analysis Method: 8260C
Date Collected:
Sample wt/vol: 5(mL)
Date Analyzed: 07/06/2011 16:06
Soil Aliquot Vol:
Dilution Factor: 1
Soil Extract Vol.:
GC Column: DB-624 ID: 0.18(mm)
% Moisture:
Level: (low/med) Low
Analysis Batch No.: 7323
Units: ug/L

CAS NO.	COMPOUND NAME	RESULT	Q	RL	MDL
637-92-3	Ethyl-t-butyl ether (ETBE)	5.0	U	5.0	0.11
87-68-3	Hexachlorobutadiene	1.0	U	1.0	0.30
591-78-6	2-Hexanone	10	U	10	0.41
98-82-8	Isopropylbenzene	1.0	U	1.0	0.13
75-09-2	Methylene Chloride	0.376	J	1.0	0.33
108-10-1	4-Methyl-2-pentanone	10	U	10	0.32
1634-04-4	Methyl tert-butyl ether	5.0	U	5.0	0.17
179601-23-1	m-Xylene & p-Xylene	2.0	U	2.0	0.24
91-20-3	Naphthalene	1.0	U	1.0	0.24
104-51-8	n-Butylbenzene	1.0	U	1.0	0.12
103-65-1	n-Propylbenzene	1.0	U	1.0	0.14
95-47-6	o-Xylene	1.0	U	1.0	0.14
99-87-6	p-Isopropyltoluene	1.0	U	1.0	0.12
135-98-8	sec-Butylbenzene	1.0	U	1.0	0.13
100-42-5	Styrene	1.0	U	1.0	0.11
994-05-8	Tert-amyl-methyl ether (TAME)	5.0	U	5.0	0.067
75-65-0	tert-Butyl alcohol	50	U	50	3.9
98-06-6	tert-Butylbenzene	1.0	U	1.0	0.13
630-20-6	1,1,1,2-Tetrachloroethane	1.0	U	1.0	0.23
79-34-5	1,1,2,2-Tetrachloroethane	1.0	U	1.0	0.18
127-18-4	Tetrachloroethene	1.0	U	1.0	0.29
108-88-3	Toluene	1.0	U	1.0	0.13
156-60-5	trans-1,2-Dichloroethene	1.0	U	1.0	0.19
10061-02-6	trans-1,3-Dichloropropene	1.0	U	1.0	0.19
87-61-6	1,2,3-Trichlorobenzene	1.0	U	1.0	0.17
120-82-1	1,2,4-Trichlorobenzene	1.0	U	1.0	0.15
71-55-6	1,1,1-Trichloroethane	1.0	U	1.0	0.22
79-01-6	Trichloroethene	1.0	U	1.0	0.17
75-69-4	Trichlorofluoromethane	1.0	U	1.0	0.21
96-18-4	1,2,3-Trichloropropane	1.0	U	1.0	0.43
76-13-1	1,1,2-Trichloro-1,2,2-trichfluoroethane	1.0	U	1.0	0.28
526-73-8	1,2,3-Trimethylbenzene	5.0	U	5.0	0.0059
95-63-6	1,2,4-Trimethylbenzene	1.0	U	1.0	0.12
108-05-4	Vinyl acetate	2.0	U	2.0	0.19
75-01-4	Vinyl chloride	1.0	U	1.0	0.22

FORM I
GC/MS VOA ORGANICS ANALYSIS DATA SHEET

Lab Name: TestAmerica North Canton | Job No.: 240-1564-1

SDG No.:

Client Sample ID: | Lab Sample ID: MB 240-7323/11

Matrix: Water | Lab File ID: UXX3031.D

Analysis Method: 8260C | Date Collected:

Sample wt/vol: 5(mL) | Date Analyzed: 07/06/2011 16:06

Soil Aliquot Vol: | Dilution Factor: 1

Soil Extract Vol.: | GC Column: DB-624 ID: 0.18(mm)

% Moisture: | Level: (low/med) Low

Analysis Batch No.: 7323 | Units: ug/L

CAS NO.	COMPOUND NAME	RESULT	Q	RL	MDL
1330-20-7	Xylenes, Total	2.0	U	2.0	0.28

CAS NO.	SURROGATE	%REC	Q	LIMITS
460-00-4	4-Bromofluorobenzene (Surr)	81		66-117
1868-53-7	Dibromofluoromethane (Surr)	95		75-121
17060-07-0	1,2-Dichloroethane-d4 (Surr)	89		63-129
2037-26-5	Toluene-d8 (Surr)	89		74-115

FORM I
GC/MS VOA ORGANICS ANALYSIS DATA SHEET
TENTATIVELY IDENTIFIED COMPOUNDS

Lab Name: TestAmerica North Canton
Job No.: 240-1564-1
SDG No.:
Client Sample ID:
Lab Sample ID: MB 240-7323/11
Matrix: Water
Lab File ID: UXX3031.D
Analysis Method: 8260C
Date Collected:
Sample wt/vol: 5(mL)
Date Analyzed: 07/06/2011 16:06
Soil Aliquot Vol:
Dilution Factor: 1
Soil Extract Vol.:
GC Column: DB-624 ID: 0.18(mm)
% Moisture:
Level: (low/med) Low
Analysis Batch No.: 7323
Units: ug/L
Number TICs Found: 1
TIC Result Total: 2.65

CAS NO.	COMPOUND NAME	RT	RESULT	Q
	Tentatively Identified Compound		None	
91-57-6	2-Methylnaphthalene	13.56	2.65	J

FORM I-TIC 8260C

FORM IV
GC/MS VOA METHOD BLANK SUMMARY

Lab Name: TestAmerica North Canton Job No.: 240-1564-1

SDG No.:

Lab File ID: UXX3031.D Lab Sample ID: MB 240-7323/11

Matrix: Water Heated Purge:(Y/N) N

Instrument ID: A3UX10 Date Analyzed: 07/06/2011 16:06

GC Column: DB-624 ID: 0.18(mm)

THIS METHOD BLANK APPLIES TO THE FOLLOWING SAMPLES:

CLIENT SAMPLE ID	LAB SAMPLE ID	LAB FILE ID	DATE ANALYZED
	LCS 240-7323/10	UXX3029.D	07/06/2011 15:23
	240-1573-A-6 MS	UXX3043.D	07/06/2011 20:23
	240-1573-B-6 MSD	UXX3044.D	07/06/2011 20:44
MSA-MW-39S-062811	240-1564-1	UXX3046.D	07/06/2011 21:27
MSA-MW-35S-062811	240-1564-2	UXX3047.D	07/06/2011 21:48
MSA-MW-37S-062811	240-1564-3	UXX3048.D	07/06/2011 22:09
MSA-MW38S-062911	240-1591-1	UXX3049.D	07/06/2011 22:31
MSA-MW30I-062911	240-1591-2	UXX3050.D	07/06/2011 22:52
MSA-MW30I-062911 MS	240-1591-2 MS	UXX3051.D	07/06/2011 23:13
MSA-MW30I-062911 MSD	240-1591-2 MSD	UXX3052.D	07/06/2011 23:35

FORM V
GC/MS VOA INSTRUMENT PERFORMANCE CHECK
BROMOFLUOROBENZENE (BFB)

Lab Name: TestAmerica North Canton Job No.: 240-1564-1

SDG No.:

Lab File ID: BFB4169.D BFB Injection Date: 06/14/2011

Instrument ID: A3UX10 BFB Injection Time: 11:23

Analysis Batch No.: 4669

M/E	ION ABUNDANCE CRITERIA	% RELATIVE ABUNDANCE	
50	15.0 - 40.0 % of mass 95	18.6	
75	30.0 - 60.0 % of mass 95	50.8	
95	Base Peak, 100% relative abundance	100.0	
96	5.0 - 9.0 % of mass 95	7.0	
173	Less than 2.0 % of mass 174	0.6	(0.7)1
174	50.0 - 120.00 % of mass 95	84.3	
175	5.0 - 9.0 % of mass 174	6.0	(7.1)1
176	95.0 - 101.0 % of mass 174	82.2	(97.5)1
177	5.0 - 9.0 % of mass 176	5.1	(6.2)2

1-Value is % mass 174 2-Value is % mass 176

THIS CHECK APPLIES TO THE FOLLOWING SAMPLES, MS, MSD, BLANKS AND STANDARDS:

CLIENT SAMPLE ID	LAB SAMPLE ID	LAB FILE ID	DATE ANALYZED	TIME ANALYZED
	STD1 240-4669/8	UXX2322.D	06/14/2011	13:56
	STD2 240-4669/9	UXX2323.D	06/14/2011	14:18
	STD3 240-4669/10	UXX2324.D	06/14/2011	14:39
	STD4 240-4669/11	UXX2325.D	06/14/2011	15:01
	STD5 240-4669/12	UXX2326.D	06/14/2011	15:22
	STD6 240-4669/13	UXX2327.D	06/14/2011	15:43

FORM VI
GC/MS VOA INITIAL CALIBRATION DATA
INTERNAL STANDARD CURVE EVALUTION

Lab Name: TestAmerica North Canton Job No.: 240-1564-1 Analy Batch No.: 4669

SDG No.:

Instrument ID: A3UX10 GC Column: DB-624 ID: 0.18(mm) Heated Purge: (Y/N) N

Calibration Start Date: 06/14/2011 13:56 Calibration End Date: 06/14/2011 15:43 Calibration ID: 1492

Calibration Files:

LEVEL:	LAB SAMPLE ID:	LAB FILE ID:
Level 1	STD6 240-4669/13	UXX2327.D
Level 2	STD5 240-4669/12	UXX2326.D
Level 3	STD4 240-4669/11	UXX2325.D
Level 4	STD3 240-4669/10	UXX2324.D
Level 5	STD2 240-4669/9	UXX2323.D
Level 6	STD1 240-4669/8	UXX2322.D

ANALYTE	RRF					CURVE TYPE	COEFFICIENT			#	MIN RRF	%RSD	#	MAX %RSD	R^2 OR COD	#	MIN R^2 OR COD
	LVL 1	LVL 2	LVL 3	LVL 4	LVL 5		B	M1	M2								
	LVL 6																
Dichlorofluoromethane	0.3668	0.3661	0.3879	0.3803	0.3654	Ave		0.3710				2.9		15.0			
	0.3592																
Ethyl ether	0.2199	0.2087	0.2070	0.2037	0.2020	Ave		0.2073				3.2		15.0			
	0.2027																
3-Chloro-1-propene	0.0994	0.1025	0.1063	0.1170	0.1201	Ave		0.1116				9.2		15.0			
	0.1243																
Diisopropyl ether	0.1676	0.1789	0.1894	0.2027	0.2064	Ave		0.1929				9.0		15.0			
	0.2124																
2-Chloro-1,3-butadiene	0.3192	0.3254	0.3406	0.3582	0.3637	Ave		0.3454				5.8		15.0			
	0.3652																
Ethyl-t-butyl ether (ETBE)	0.4964	0.5306	0.5488	0.5909	0.6190	Ave		0.5713				9.7		15.0			
	0.6420																
Propionitrile	0.0302	0.0315	0.0326	0.0304	0.0312	Ave		0.0312				2.7		15.0			
	0.0312																
Ethyl acetate	0.1886	0.1837	0.1606	0.1653	0.1555	Ave		0.1702				7.7		15.0			
	0.1675																
Methacrylonitrile	0.1147	0.1172	0.1300	0.1262	0.1194	Ave		0.1216				4.7		15.0			
	0.1218																
Isobutyl alcohol	0.0095	0.0107	0.0105	0.0095	0.0092	Ave		0.0098				6.3		15.0			
	0.0095																
Tert-amyl-methyl ether (TAME)	0.3921	0.4181	0.4484	0.4906	0.5133	Ave		0.4674				12.0		15.0			
	0.5421																
n-Heptane	0.0386	0.0422	0.0458	0.0472	0.0457	Ave		0.0446				7.9		15.0			
	0.0480																
n-Butanol	0.0056	0.0068	0.0072	0.0069	0.0071	Ave		0.0068				9.2		15.0			
	0.0073																
2-Nitropropane	0.0306	0.0311	0.0292	0.0309	0.0324	Ave		0.0320				9.2		15.0			
	0.0376																
Cyclohexanone	0.0391	0.0448	0.0545	0.0547	0.0590	Ave		0.0516				15.0		15.0			
	0.0576																

Note: The m1 coefficient is the same as Ave RRF for an Ave curve type.

FORM VI
GC/MS VOA INITIAL CALIBRATION DATA
INTERNAL STANDARD CURVE EVALUTION

Lab Name: TestAmerica North Canton Job No.: 240-1564-1 Analy Batch No.: 4669

SDG No.:

Instrument ID: A3UX10 GC Column: DB-624 ID: 0.18(mm) Heated Purge: (Y/N) N

Calibration Start Date: 06/14/2011 13:56 Calibration End Date: 06/14/2011 15:43 Calibration ID: 1492

ANALYTE	RRF					CURVE TYPE	COEFFICIENT			#	MIN RRF	%RSD	#	MAX %RSD	R^2 OR COD	#	MIN R^2 OR COD
	LVL 1 LVL 6	LVL 2	LVL 3	LVL 4	LVL 5		B	M1	M2								
1,2,3-Trimethylbenzene	1.6069 2.5260	1.7155	1.9492	2.2905	2.4281	Lin1	-1.338	2.5041							0.9980		0.9950
2-Methylnaphthalene	0.5337 0.9727	0.6470	0.9302	1.1148	1.2672	Qua	-4.037	1.5847	-0.007						0.9960		0.9900

Note: The m1 coefficient is the same as Ave RRF for an Ave curve type.

FORM VI
GC/MS VOA INITIAL CALIBRATION DATA
INTERNAL STANDARD RESPONSE AND CONCENTRATION

Lab Name: TestAmerica North Canton Job No.: 240-1564-1 Analy Batch No.: 4669

SDG No.:

Instrument ID: A3UX10 GC Column: DB-624 ID: 0.18(mm) Heated Purge: (Y/N) N

Calibration Start Date: 06/14/2011 13:56 Calibration End Date: 06/14/2011 15:43 Calibration ID: 1492

Calibration Files:

LEVEL:	LAB SAMPLE ID:	LAB FILE ID:
Level 1	STD6 240-4669/13	UXX2327.D
Level 2	STD5 240-4669/12	UXX2326.D
Level 3	STD4 240-4669/11	UXX2325.D
Level 4	STD3 240-4669/10	UXX2324.D
Level 5	STD2 240-4669/9	UXX2323.D
Level 6	STD1 240-4669/8	UXX2322.D

ANALYTE	IS REF	CURVE TYPE	RESPONSE					CONCENTRATION (UG/L)				
			LVL 1	LVL 2	LVL 3	LVL 4	LVL 5	LVL 1	LVL 2	LVL 3	LVL 4	LVL 5
			LVL 6					LVL 6				
Dichlorofluoromethane	FB	Ave	56817	116589	301237	586064	1176221	1.00	2.00	5.00	10.0	20.0
			2341310					40.0				
Ethyl ether	FB	Ave	34065	66471	160732	313981	650172	1.00	2.00	5.00	10.0	20.0
			1320894					40.0				
3-Chloro-1-propene	FB	Ave	15390	32653	82542	180287	386419	1.00	2.00	5.00	10.0	20.0
			810208					40.0				
Diisopropyl ether	FB	Ave	129799	284949	735344	1561608	3321786	5.00	10.0	25.0	50.0	100
			6920362					200				
2-Chloro-1,3-butadiene	FB	Ave	49442	103642	264520	552086	1170614	1.00	2.00	5.00	10.0	20.0
			2380180					40.0				
Ethyl-t-butyl ether (ETBE)	FB	Ave	76883	168972	426156	910586	1992520	1.00	2.00	5.00	10.0	20.0
			4184103					40.0				
Propionitrile	FB	Ave	9369	20063	50617	93702	200774	2.00	4.00	10.0	20.0	40.0
			406442					80.0				
Ethyl acetate	FB	Ave	58407	116985	249452	509608	1001045	2.00	4.00	10.0	20.0	40.0
			2183026					80.0				
Methacrylonitrile	FB	Ave	17762	37340	100909	194491	384385	1.00	2.00	5.00	10.0	20.0
			794032					40.0				
Isobutyl alcohol	CBZ	Ave	20315	46049	112010	199362	403793	20.0	40.0	100	200	400
			835364					800				
Tert-amyl-methyl ether (TAME)	FB	Ave	60729	133144	348179	756025	1652018	1.00	2.00	5.00	10.0	20.0
			3532761					40.0				
n-Heptane	FB	Ave	5980	13434	35587	72702	147015	1.00	2.00	5.00	10.0	20.0
			312617					40.0				
n-Butanol	CBZ	Ave	11965	29436	76945	144486	308412	20.0	40.0	100	200	400
			642596					800				
2-Nitropropane	FB	Ave	9466	19779	45380	95275	208852	2.00	4.00	10.0	20.0	40.0
			489817					80.0				
Cyclohexanone	DCB	Ave	21788	50737	161636	322403	745621	10.0	20.0	50.0	100	200
			1483155					400				
1,2,3-Trimethylbenzene	DCB	Lin1	89439	194465	577970	1349669	3068898	1.00	2.00	5.00	10.0	20.0
			6506794					40.0				

FORM VI
GC/MS VOA INITIAL CALIBRATION DATA
INTERNAL STANDARD RESPONSE AND CONCENTRATION

Lab Name: TestAmerica North Canton Job No.: 240-1564-1 Analy Batch No.: 4669

SDG No.:

Instrument ID: A3UX10 GC Column: DB-624 ID: 0.18(mm) Heated Purge: (Y/N) N

Calibration Start Date: 06/14/2011 13:56 Calibration End Date: 06/14/2011 15:43 Calibration ID: 1492

ANALYTE	IS REF	CURVE TYPE	RESPONSE					CONCENTRATION (UG/L)				
			LVL 1 LVL 6	LVL 2	LVL 3	LVL 4	LVL 5	LVL 1 LVL 6	LVL 2	LVL 3	LVL 4	LVL 5
2-Methylnaphthalene	DCB	Qua	59408 5011192	146687	551644	1313806	3203331	2.00 80.0	4.00	10.0	20.0	40.0

Curve Type Legend:

Ave = Average ISTD
Lin1 = Linear 1/conc ISTD
Qua = Quadratic ISTD

FORM V
GC/MS VOA INSTRUMENT PERFORMANCE CHECK
BROMOFLUOROBENZENE (BFB)

Lab Name: TestAmerica North Canton Job No.: 240-1564-1

SDG No.:

Lab File ID: BFB4195.D BFB Injection Date: 07/06/2011

Instrument ID: A3UX10 BFB Injection Time: 12:08

Analysis Batch No.: 7323

M/E	ION ABUNDANCE CRITERIA	% RELATIVE ABUNDANCE	
50	15.0 - 40.0 % of mass 95	19.2	
75	30.0 - 60.0 % of mass 95	49.9	
95	Base Peak, 100% relative abundance	100.0	
96	5.0 - 9.0 % of mass 95	6.8	
173	Less than 2.0 % of mass 174	0.0	(0.0)1
174	50.0 - 120.00 % of mass 95	90.3	
175	5.0 - 9.0 % of mass 174	6.4	(7.1)1
176	95.0 - 101.0 % of mass 174	88.6	(98.1)1
177	5.0 - 9.0 % of mass 176	6.2	(7.0)2

1-Value is % mass 174 2-Value is % mass 176

THIS CHECK APPLIES TO THE FOLLOWING SAMPLES, MS, MSD, BLANKS AND STANDARDS:

CLIENT SAMPLE ID	LAB SAMPLE ID	LAB FILE ID	DATE ANALYZED	TIME ANALYZED
	STD8260 240-7323/2	UXX3021.D	07/06/2011	12:32
	STD8260 240-7323/3	UXX3022.D	07/06/2011	12:53
	STD8260 240-7323/4	UXX3023.D	07/06/2011	13:15
	STD8260 240-7323/5	UXX3024.D	07/06/2011	13:36
	STD8260 240-7323/6	UXX3025.D	07/06/2011	13:57
	STD8260 240-7323/7	UXX3026.D	07/06/2011	14:19
	ICV 240-7323/8	UXX3027.D	07/06/2011	14:40
	CCV 240-7323/9	UXX3028.D	07/06/2011	15:02
	LCS 240-7323/10	UXX3029.D	07/06/2011	15:23
	MB 240-7323/11	UXX3031.D	07/06/2011	16:06
	240-1573-A-6 MS	UXX3043.D	07/06/2011	20:23
	240-1573-B-6 MSD	UXX3044.D	07/06/2011	20:44
MSA-MW-39S-062811	240-1564-1	UXX3046.D	07/06/2011	21:27
MSA-MW-35S-062811	240-1564-2	UXX3047.D	07/06/2011	21:48
MSA-MW-37S-062811	240-1564-3	UXX3048.D	07/06/2011	22:09
MSA-MW38S-062911	240-1591-1	UXX3049.D	07/06/2011	22:31
MSA-MW30I-062911	240-1591-2	UXX3050.D	07/06/2011	22:52
MSA-MW30I-062911 MS	240-1591-2 MS	UXX3051.D	07/06/2011	23:13
MSA-MW30I-062911 MSD	240-1591-2 MSD	UXX3052.D	07/06/2011	23:35

FORM VI
GC/MS VOA INITIAL CALIBRATION DATA
INTERNAL STANDARD CURVE EVALUTION

Lab Name: TestAmerica North Canton Job No.: 240-1564-1 Analy Batch No.: 7323

SDG No.:

Instrument ID: A3UX10 GC Column: DB-624 ID: 0.18(mm) Heated Purge: (Y/N) N

Calibration Start Date: 07/06/2011 12:32 Calibration End Date: 07/06/2011 14:19 Calibration ID: 2203

Calibration Files:

LEVEL:	LAB SAMPLE ID:	LAB FILE ID:
Level 1	STD8260 240-7323/7	UXX3026.D
Level 2	STD8260 240-7323/6	UXX3025.D
Level 3	STD8260 240-7323/5	UXX3024.D
Level 4	STD8260 240-7323/4	UXX3023.D
Level 5	STD8260 240-7323/3	UXX3022.D
Level 6	STD8260 240-7323/2	UXX3021.D

ANALYTE	RRF					CURVE TYPE	COEFFICIENT			#	MIN RRF	%RSD	#	MAX %RSD	R^2 OR COD	#	MIN R^2 OR COD
	LVL 1 LVL 6	LVL 2	LVL 3	LVL 4	LVL 5		B	M1	M2								
Dichlorodifluoromethane	0.1987 0.2083	0.2560	0.2281	0.2167	0.2118	Ave		0.2199				9.2		15.0			
Chloromethane	0.3221 0.2562	0.2971	0.3033	0.2916	0.2801	Ave		0.2917			0.1000	7.6		15.0			
Vinyl chloride	0.3101 0.2913	0.3247	0.3250	0.3021	0.3059	Ave		0.3098				4.3		15.0			
Bromomethane	0.1861 0.1627	0.1718	0.1698	0.1700	0.1801	Ave		0.1734				4.8		15.0			
Chloroethane	0.2367 0.2225	0.2066	0.2079	0.1964	0.2071	Ave		0.2129				6.7		15.0			
Trichlorofluoromethane	0.2919 0.3161	0.3266	0.2990	0.2994	0.3127	Ave		0.3076				4.2		15.0			
Acrolein	0.0319 0.0342	0.0333	0.0356	0.0361	0.0348	Ave		0.0343				4.5		15.0			
1,1-Dichloroethene	0.2334 0.2388	0.2316	0.2352	0.2355	0.2307	Ave		0.2342				1.3		15.0			
Acetone	0.1012 0.0675	0.0858	0.0775	0.0746	0.0726	Ave		0.0799				15.0		15.0			
1,1,2-Trichloro-1,2,2-trichfluoroethane	0.1714 0.1959	0.2188	0.1863	0.1887	0.1872	Ave		0.1914				8.2		15.0			
Iodomethane	0.4099 0.3899	0.3830	0.4123	0.4053	0.4046	Ave		0.4008				2.9		15.0			
Carbon disulfide	0.7106 0.7595	0.6828	0.7399	0.7488	0.7565	Ave		0.7330				4.1		15.0			
Acetonitrile	0.0329 0.0282	0.0299	0.0320	0.0308	0.0277	Ave		0.0302				6.8		15.0			
Methyl acetate	0.1853 0.1651	0.1789	0.1776	0.1758	0.1774	Ave		0.1767				3.7		15.0			
Methylene Chloride	0.5375 0.2732	0.3860	0.3260	0.2984	0.2855	Lin1	0.2625	0.2691							1.0000		0.9950

Note: The m1 coefficient is the same as Ave RRF for an Ave curve type.

FORM VI
GC/MS VOA INITIAL CALIBRATION DATA
INTERNAL STANDARD CURVE EVALUTION

Lab Name: TestAmerica North Canton Job No.: 240-1564-1 Analy Batch No.: 7323

SDG No.:

Instrument ID: A3UX10 GC Column: DB-624 ID: 0.18(mm) Heated Purge: (Y/N) N

Calibration Start Date: 07/06/2011 12:32 Calibration End Date: 07/06/2011 14:19 Calibration ID: 2203

ANALYTE	RRF					CURVE TYPE	COEFFICIENT			#	MIN RRF	%RSD	#	MAX %RSD	R^2 OR COD	#	MIN R^2 OR COD
	LVL 1 LVL 6	LVL 2	LVL 3	LVL 4	LVL 5		B	M1	M2								
tert-Butyl alcohol	0.0145 0.0146	0.0141	0.0153	0.0153	0.0152	Ave		0.0148				3.6		15.0			
Acrylonitrile	0.0911 0.0874	0.0913	0.0910	0.0940	0.0931	Ave		0.0913				2.5		15.0			
Methyl tert-butyl ether	0.6280 0.6916	0.5814	0.6703	0.6678	0.7073	Ave		0.6577				7.0		15.0			
trans-1,2-Dichloroethene	0.2705 0.2755	0.2615	0.2816	0.2760	0.2818	Ave		0.2745				2.8		15.0			
Hexane	0.0434 0.0608	0.0635	0.0533	0.0560	0.0570	Ave		0.0557				13.0		15.0			
1,1-Dichloroethane	0.4599 0.4708	0.4362	0.4738	0.4690	0.4759	Ave		0.4643			0.1000	3.2		15.0			
Vinyl acetate	0.0199 0.0326	0.0226	0.0264	0.0294	0.0328	Lin1	-0.017	0.0328							0.9980		0.9950
2-Butanone	0.0807 0.0763	0.0788	0.0768	0.0785	0.0807	Ave		0.0786				2.4		15.0			
cis-1,2-Dichloroethene	0.2880 0.2929	0.2634	0.2902	0.2914	0.2978	Ave		0.2873				4.2		15.0			
2,2-Dichloropropane	0.2481 0.2708	0.2392	0.2566	0.2667	0.2724	Ave		0.2590				5.2		15.0			
Bromochloromethane	0.1401 0.1354	0.1270	0.1406	0.1372	0.1389	Ave		0.1365				3.7		15.0			
Tetrahydrofuran	0.0563 0.0529	0.0487	0.0523	0.0536	0.0554	Ave		0.0532				5.0		15.0			
Chloroform	0.4605 0.4569	0.4278	0.4660	0.4547	0.4676	Ave		0.4556				3.2		15.0			
1,1,1-Trichloroethane	0.3288 0.3479	0.3256	0.3494	0.3449	0.3568	Ave		0.3423				3.6		15.0			
Cyclohexane	0.3324 0.4575	0.4199	0.4118	0.4308	0.4416	Ave		0.4157				11.0		15.0			
1,1-Dichloropropene	0.2951 0.3474	0.2885	0.3160	0.3268	0.3440	Ave		0.3196				7.7		15.0			
Carbon tetrachloride	0.2435 0.2990	0.2654	0.2773	0.2854	0.2945	Ave		0.2775				7.4		15.0			
1,2-Dichloroethane	0.3109 0.3233	0.2838	0.3178	0.3190	0.3304	Ave		0.3142				5.2		15.0			
Benzene	0.9726 1.0105	0.8845	0.9723	0.9699	1.0107	Ave		0.9701				4.8		15.0			
Trichloroethene	0.2255 0.2470	0.2127	0.2247	0.2353	0.2441	Ave		0.2315				5.6		15.0			

Note: The m1 coefficient is the same as Ave RRF for an Ave curve type.

FORM VI
GC/MS VOA INITIAL CALIBRATION DATA
INTERNAL STANDARD CURVE EVALUTION

Lab Name: TestAmerica North Canton Job No.: 240-1564-1 Analy Batch No.: 7323

SDG No.:

Instrument ID: A3UX10 GC Column: DB-624 ID: 0.18(mm) Heated Purge: (Y/N) N

Calibration Start Date: 07/06/2011 12:32 Calibration End Date: 07/06/2011 14:19 Calibration ID: 2203

ANALYTE	RRF					CURVE TYPE	COEFFICIENT			#	MIN RRF	%RSD	#	MAX %RSD	R^2 OR COD	#	MIN R^2 OR COD
	LVL 1 LVL 6	LVL 2	LVL 3	LVL 4	LVL 5		B	M1	M2								
1,2-Dichloropropane	0.2025 0.2196	0.1808	0.2040	0.2082	0.2183	Ave		0.2056				6.9		15.0			
Methylcyclohexane	0.3193 0.4695	0.4085	0.3918	0.4308	0.4380	Ave		0.4096				13.0		15.0			
Dibromomethane	0.1202 0.1248	0.1084	0.1217	0.1224	0.1279	Ave		0.1209				5.5		15.0			
1,4-Dioxane	0.0018 0.0021	0.0021	0.0023	0.0023	0.0023	Ave		0.0022				9.3		15.0			
Bromodichloromethane	0.2360 0.2739	0.2162	0.2392	0.2477	0.2667	Ave		0.2466				8.6		15.0			
2-Chloroethyl vinyl ether	0.0634 0.0893	0.0634	0.0751	0.0863	0.0930	Lin1	-0.081	0.0911							0.9980		0.9950
cis-1,3-Dichloropropene	0.2023 0.2955	0.1944	0.2322	0.2544	0.2836	Lin1	-0.151	0.2910							0.9970		0.9950
4-Methyl-2-pentanone	0.1142 0.1525	0.1211	0.1315	0.1509	0.1580	Ave		0.1380				13.0		15.0			
Toluene	1.1007 1.4154	1.0764	1.2600	1.3263	1.4028	Ave		1.2636				12.0		15.0			
trans-1,3-Dichloropropene	0.2356 0.3553	0.2324	0.2798	0.3095	0.3497	Lin1	-0.190	0.3531							0.9970		0.9950
Ethyl methacrylate	0.1843 0.3125	0.1989	0.2530	0.2805	0.3195	Lin1	-0.185	0.3161							0.9980		0.9950
1,1,2-Trichloroethane	0.2261 0.2335	0.2164	0.2276	0.2369	0.2445	Ave		0.2308				4.2		15.0			
1,3-Dichloropropane	0.3848 0.4225	0.3656	0.4115	0.4185	0.4353	Ave		0.4064				6.4		15.0			
Tetrachloroethene	0.2522 0.2878	0.2473	0.2666	0.2733	0.2840	Ave		0.2686				6.1		15.0			
2-Hexanone	0.0929 0.1231	0.1045	0.1152	0.1307	0.1393	Ave		0.1176				15.0		15.0			
Dibromochloromethane	0.2144 0.2644	0.1937	0.2218	0.2381	0.2589	Ave		0.2319				12.0		15.0			
1,2-Dibromoethane	0.2025 0.2313	0.1982	0.2224	0.2250	0.2440	Ave		0.2206				7.9		15.0			
Chlorobenzene	0.8550 0.9272	0.8128	0.8901	0.8846	0.9305	Ave		0.8834			0.3000	5.1		15.0			
1,1,1,2-Tetrachloroethane	0.2849 0.3625	0.2787	0.3098	0.3364	0.3534	Ave		0.3209				11.0		15.0			
Ethylbenzene	0.3791 0.5345	0.3936	0.4645	0.4940	0.5207	Ave		0.4644				14.0		15.0			

Note: The m1 coefficient is the same as Ave RRF for an Ave curve type.

FORM VI
GC/MS VOA INITIAL CALIBRATION DATA
INTERNAL STANDARD CURVE EVALUTION

Lab Name: TestAmerica North Canton Job No.: 240-1564-1 Analy Batch No.: 7323

SDG No.:

Instrument ID: A3UX10 GC Column: DB-624 ID: 0.18(mm) Heated Purge: (Y/N) N

Calibration Start Date: 07/06/2011 12:32 Calibration End Date: 07/06/2011 14:19 Calibration ID: 2203

ANALYTE	RRF					CURVE TYPE	COEFFICIENT			#	MIN RRF	%RSD	#	MAX %RSD	R^2 OR COD	#	MIN R^2 OR COD
	LVL 1 LVL 6	LVL 2	LVL 3	LVL 4	LVL 5		B	M1	M2								
m-Xylene & p-Xylene	0.4790 0.6932	0.5051	0.6042	0.6409	0.6748	Ave		0.5995				15.0		15.0			
o-Xylene	0.4748 0.7241	0.4936	0.6156	0.6639	0.7020	Lin1	-0.349	0.7215							0.9990		0.9950
Styrene	0.6932 1.1403	0.7521	0.9515	1.0307	1.1037	Lin1	-0.610	1.1360							0.9990		0.9950
Bromoform	0.1323 0.1773	0.1286	0.1444	0.1592	0.1720	Ave		0.1523			0.1000	13.0		15.0			
Isopropylbenzene	1.1856 1.9450	1.2710	1.5722	1.7199	1.8453	Lin1	-1.061	1.9213							0.9980		0.9950
1,1,2,2-Tetrachloroethane	0.4919 0.4987	0.4671	0.4965	0.4995	0.5334	Ave		0.4979			0.3000	4.3		15.0			
Bromobenzene	0.4903 0.5945	0.4873	0.5488	0.5629	0.5998	Ave		0.5473				9.0		15.0			
1,2,3-Trichloropropane	0.1677 0.1560	0.1426	0.1620	0.1601	0.1703	Ave		0.1598				6.2		15.0			
trans-1,4-Dichloro-2-butene	0.0797 0.1235	0.0836	0.0960	0.1081	0.1242	Lin1	-0.067	0.1235							0.9970		0.9950
n-Propylbenzene	0.4474 0.6917	0.4761	0.5972	0.6282	0.6900	Lin1	-0.339	0.6945							0.9990		0.9950
2-Chlorotoluene	0.4819 0.6074	0.4792	0.5561	0.5708	0.6120	Ave		0.5512				11.0		15.0			
1,3,5-Trimethylbenzene	1.3792 2.2718	1.4933	1.9063	2.0356	2.2076	Lin1	-1.222	2.2642							0.9990		0.9950
4-Chlorotoluene	0.4561 0.6291	0.5064	0.5729	0.5976	0.6299	Ave		0.5653				12.0		15.0			
tert-Butylbenzene	1.1726 1.9987	1.2243	1.5289	1.7316	1.9082	Lin1	-1.217	1.9743							0.9970		0.9950
1,2,4-Trimethylbenzene	1.4816 2.3678	1.6101	2.0379	2.1459	2.3293	Lin1	-1.197	2.3696							0.9990		0.9950
sec-Butylbenzene	1.7609 2.8611	1.9653	2.3523	2.5153	2.7386	Lin1	-1.486	2.8299							0.9980		0.9950
1,3-Dichlorobenzene	1.2000 1.3003	1.1053	1.2310	1.2413	1.3146	Ave		1.2321				6.1		15.0			
p-Isopropyltoluene	1.5503 2.5153	1.7134	2.1345	2.2440	2.4405	Lin1	-1.292	2.5034							0.9990		0.9950
1,4-Dichlorobenzene	1.3168 1.3569	1.2162	1.3112	1.2998	1.3672	Ave		1.3114				4.1		15.0			
n-Butylbenzene	1.4075 2.2201	1.4798	1.8111	1.9522	2.1237	Lin1	-1.159	2.1946							0.9980		0.9950

Note: The m1 coefficient is the same as Ave RRF for an Ave curve type.

FORM VI
GC/MS VOA INITIAL CALIBRATION DATA
INTERNAL STANDARD CURVE EVALUTION

Lab Name: TestAmerica North Canton Job No.: 240-1564-1 Analy Batch No.: 7323

SDG No.:

Instrument ID: A3UX10 GC Column: DB-624 ID: 0.18(mm) Heated Purge: (Y/N) N

Calibration Start Date: 07/06/2011 12:32 Calibration End Date: 07/06/2011 14:19 Calibration ID: 2203

ANALYTE	RRF					CURVE TYPE	COEFFICIENT			#	MIN RRF	%RSD	#	MAX %RSD	R^2 OR COD	#	MIN R^2 OR COD
	LVL 1 LVL 6	LVL 2	LVL 3	LVL 4	LVL 5		B	M1	M2								
1,2-Dichlorobenzene	1.2060 1.3029	1.1570	1.2699	1.2772	1.3226	Ave		1.2559				5.0		15.0			
1,2-Dibromo-3-Chloropropane	0.0803 0.0920	0.0823	0.0873	0.0900	0.0979	Ave		0.0883				7.3		15.0			
1,3,5-Trichlorobenzene	0.9268 1.0036	0.8682	0.9482	0.9365	0.9723	Ave		0.9426				4.9		15.0			
1,2,4-Trichlorobenzene	0.7400 0.8563	0.7384	0.8176	0.8024	0.8633	Ave		0.8030				6.8		15.0			
Hexachlorobutadiene	0.3619 0.3791	0.3692	0.3745	0.3477	0.3507	Ave		0.3639				3.5		15.0			
Naphthalene	1.2690 1.7374	1.3696	1.6818	1.7436	1.9066	Ave		1.6180				15.0		15.0			
1,2,3-Trichlorobenzene	0.7672 0.7250	0.7658	0.8236	0.7615	0.7610	Ave		0.7673				4.1		15.0			
Dibromofluoromethane (Surr)	0.2221 0.2302	0.2185	0.2306	0.2327	0.2346	Ave		0.2281				2.8		15.0			
1,2-Dichloroethane-d4 (Surr)	0.2743 0.2751	0.2445	0.2605	0.2736	0.2818	Ave		0.2683				5.1		15.0			
Toluene-d8 (Surr)	0.8865 1.1736	0.9167	1.0401	1.1079	1.1653	Ave		1.0483				12.0		15.0			
4-Bromofluorobenzene (Surr)	0.3718 0.4836	0.3824	0.4329	0.4584	0.4836	Ave		0.4354				11.0		15.0			

Note: The m1 coefficient is the same as Ave RRF for an Ave curve type.

FORM VI
GC/MS VOA INITIAL CALIBRATION DATA
INTERNAL STANDARD RESPONSE AND CONCENTRATION

Lab Name: TestAmerica North Canton Job No.: 240-1564-1 Analy Batch No.: 7323

SDG No.:

Instrument ID: A3UX10 GC Column: DB-624 ID: 0.18(mm) Heated Purge: (Y/N) N

Calibration Start Date: 07/06/2011 12:32 Calibration End Date: 07/06/2011 14:19 Calibration ID: 2203

Calibration Files:

LEVEL:	LAB SAMPLE ID:	LAB FILE ID:
Level 1	STD8260 240-7323/7	UXX3026.D
Level 2	STD8260 240-7323/6	UXX3025.D
Level 3	STD8260 240-7323/5	UXX3024.D
Level 4	STD8260 240-7323/4	UXX3023.D
Level 5	STD8260 240-7323/3	UXX3022.D
Level 6	STD8260 240-7323/2	UXX3021.D

ANALYTE	IS REF	CURVE TYPE	RESPONSE					CONCENTRATION (UG/L)				
			LVL 1	LVL 2	LVL 3	LVL 4	LVL 5	LVL 1	LVL 2	LVL 3	LVL 4	LVL 5
			LVL 6					LVL 6				
Dichlorodifluoromethane	FB	Ave	26050	68350	159047	315534	652647	1.00	2.00	5.00	10.0	20.0
			1284603					40.0				
Chloromethane	FB	Ave	42224	79331	211479	424671	863061	1.00	2.00	5.00	10.0	20.0
			1579508					40.0				
Vinyl chloride	FB	Ave	40650	86680	226616	439880	942533	1.00	2.00	5.00	10.0	20.0
			1796270					40.0				
Bromomethane	FB	Ave	24391	45877	118409	247554	554755	1.00	2.00	5.00	10.0	20.0
			1003431					40.0				
Chloroethane	FB	Ave	31021	55163	144969	285930	638191	1.00	2.00	5.00	10.0	20.0
			1371833					40.0				
Trichlorofluoromethane	FB	Ave	38257	87202	208515	435936	963491	1.00	2.00	5.00	10.0	20.0
			1949134					40.0				
Acrolein	FB	Ave	41802	88834	248254	525031	1073291	10.0	20.0	50.0	100	200
			2111446					400				
1,1-Dichloroethene	FB	Ave	30597	61836	164011	342932	710844	1.00	2.00	5.00	10.0	20.0
			1472243					40.0				
Acetone	FB	Ave	26524	45789	108153	217293	447454	2.00	4.00	10.0	20.0	40.0
			831896					80.0				
1,1,2-Trichloro-1,2,2-trichfluoroethane	FB	Ave	22469	58415	129910	274806	576723	1.00	2.00	5.00	10.0	20.0
			1207710					40.0				
Iodomethane	FB	Ave	53727	102249	287496	590181	1246512	1.00	2.00	5.00	10.0	20.0
			2403864					40.0				
Carbon disulfide	FB	Ave	93143	182300	515941	1090446	2330601	1.00	2.00	5.00	10.0	20.0
			4682760					40.0				
Acetonitrile	FB	Ave	43074	79849	223193	447998	852965	10.0	20.0	50.0	100	200
			1737138					400				
Methyl acetate	FB	Ave	48590	95507	247665	512085	1093301	2.00	4.00	10.0	20.0	40.0
			2035824					80.0				
Methylene Chloride	FB	Lin1	70456	103059	227302	434474	879674	1.00	2.00	5.00	10.0	20.0
			1684608					40.0				
tert-Butyl alcohol	FB	Ave	37907	75047	213904	445273	939289	20.0	40.0	100	200	400
			1806056					800				

FORM VI
GC/MS VOA INITIAL CALIBRATION DATA
INTERNAL STANDARD RESPONSE AND CONCENTRATION

Lab Name: TestAmerica North Canton Job No.: 240-1564-1 Analy Batch No.: 7323

SDG No.:

Instrument ID: A3UX10 GC Column: DB-624 ID: 0.18(mm) Heated Purge: (Y/N) N

Calibration Start Date: 07/06/2011 12:32 Calibration End Date: 07/06/2011 14:19 Calibration ID: 2203

ANALYTE	IS REF	CURVE TYPE	RESPONSE					CONCENTRATION (UG/L)				
			LVL 1 LVL 6	LVL 2	LVL 3	LVL 4	LVL 5	LVL 1 LVL 6	LVL 2	LVL 3	LVL 4	LVL 5
Acrylonitrile	FB	Ave	23890 1078368	48736	126954	273621	573441	2.00 80.0	4.00	10.0	20.0	40.0
Methyl tert-butyl ether	FB	Ave	82320 4264115	155220	467437	972368	2179153	1.00 40.0	2.00	5.00	10.0	20.0
trans-1,2-Dichloroethene	FB	Ave	35461 1698584	69820	196358	401845	868192	1.00 40.0	2.00	5.00	10.0	20.0
Hexane	FB	Ave	5694 374724	16945	37148	81551	175561	1.00 40.0	2.00	5.00	10.0	20.0
1,1-Dichloroethane	FB	Ave	60285 2902847	116460	330413	682885	1466111	1.00 40.0	2.00	5.00	10.0	20.0
Vinyl acetate	FB	Lin1	2610 200744	6043	18441	42880	101002	1.00 40.0	2.00	5.00	10.0	20.0
2-Butanone	FB	Ave	21153 940518	42081	107079	228660	497348	2.00 80.0	4.00	10.0	20.0	40.0
cis-1,2-Dichloroethene	FB	Ave	37757 1806022	70330	202377	424397	917620	1.00 40.0	2.00	5.00	10.0	20.0
2,2-Dichloropropane	FB	Ave	32526 1669740	63864	178929	388407	839215	1.00 40.0	2.00	5.00	10.0	20.0
Bromochloromethane	FB	Ave	18360 834582	33895	98053	199769	427901	1.00 40.0	2.00	5.00	10.0	20.0
Tetrahydrofuran	FB	Ave	7378 326337	13015	36489	78058	170759	1.00 40.0	2.00	5.00	10.0	20.0
Chloroform	FB	Ave	60368 2817101	114224	324941	662064	1440623	1.00 40.0	2.00	5.00	10.0	20.0
1,1,1-Trichloroethane	FB	Ave	43101 2145248	86938	243668	502231	1099304	1.00 40.0	2.00	5.00	10.0	20.0
Cyclohexane	FB	Ave	43576 2820720	112110	287204	627319	1360476	1.00 40.0	2.00	5.00	10.0	20.0
1,1-Dichloropropene	FB	Ave	38681 2142064	77013	220377	475913	1059808	1.00 40.0	2.00	5.00	10.0	20.0
Carbon tetrachloride	FB	Ave	31919 1843841	70857	193353	415581	907463	1.00 40.0	2.00	5.00	10.0	20.0
1,2-Dichloroethane	FB	Ave	40759 1993201	75768	221636	464515	1017775	1.00 40.0	2.00	5.00	10.0	20.0
Benzene	FB	Ave	127492 6230555	236133	678013	1412288	3113735	1.00 40.0	2.00	5.00	10.0	20.0
Trichloroethene	FB	Ave	29563 1522864	56779	156693	342610	751974	1.00 40.0	2.00	5.00	10.0	20.0
1,2-Dichloropropane	FB	Ave	26540 1354351	48276	142231	303221	672660	1.00 40.0	2.00	5.00	10.0	20.0
Methylcyclohexane	FB	Ave	41858 2894891	109061	273225	627285	1349320	1.00 40.0	2.00	5.00	10.0	20.0

FORM VI
GC/MS VOA INITIAL CALIBRATION DATA
INTERNAL STANDARD RESPONSE AND CONCENTRATION

Lab Name: TestAmerica North Canton Job No.: 240-1564-1 Analy Batch No.: 7323

SDG No.:

Instrument ID: A3UX10 GC Column: DB-624 ID: 0.18(mm) Heated Purge: (Y/N) N

Calibration Start Date: 07/06/2011 12:32 Calibration End Date: 07/06/2011 14:19 Calibration ID: 2203

ANALYTE	IS REF	CURVE TYPE	RESPONSE					CONCENTRATION (UG/L)				
			LVL 1 LVL 6	LVL 2	LVL 3	LVL 4	LVL 5	LVL 1 LVL 6	LVL 2	LVL 3	LVL 4	LVL 5
Dibromomethane	FB	Ave	15759 769592	28943	84837	178216	394158	1.00 40.0	2.00	5.00	10.0	20.0
1,4-Dioxane	FB	Ave	11939 650043	28693	81797	170625	354656	50.0 2000	100	250	500	1000
Bromodichloromethane	FB	Ave	30937 1688783	57730	166829	360685	821716	1.00 40.0	2.00	5.00	10.0	20.0
2-Chloroethyl vinyl ether	FB	Lin1	16608 1101515	33872	104717	251469	572909	2.00 80.0	4.00	10.0	20.0	40.0
cis-1,3-Dichloropropene	FB	Lin1	26515 1822091	51901	161955	370467	873693	1.00 40.0	2.00	5.00	10.0	20.0
4-Methyl-2-pentanone	FB	Ave	29927 1880686	64667	183412	439477	973397	2.00 80.0	4.00	10.0	20.0	40.0
Toluene	CBZ	Ave	99106 5990773	194832	595409	1315666	2942008	1.00 40.0	2.00	5.00	10.0	20.0
trans-1,3-Dichloropropene	CBZ	Lin1	21210 1503837	42065	132223	306998	733379	1.00 40.0	2.00	5.00	10.0	20.0
Ethyl methacrylate	CBZ	Lin1	16598 1322654	36000	119548	278292	670077	1.00 40.0	2.00	5.00	10.0	20.0
1,1,2-Trichloroethane	CBZ	Ave	20357 988321	39171	107539	235027	512845	1.00 40.0	2.00	5.00	10.0	20.0
1,3-Dichloropropane	CBZ	Ave	34643 1788431	66178	194458	415188	912925	1.00 40.0	2.00	5.00	10.0	20.0
Tetrachloroethene	CBZ	Ave	22709 1218096	44771	125986	271119	595701	1.00 40.0	2.00	5.00	10.0	20.0
2-Hexanone	CBZ	Ave	16732 1042244	37835	108840	259271	584313	2.00 80.0	4.00	10.0	20.0	40.0
Dibromochloromethane	CBZ	Ave	19301 1119244	35065	104820	236230	543034	1.00 40.0	2.00	5.00	10.0	20.0
1,2-Dibromoethane	CBZ	Ave	18233 979213	35870	105094	223152	511634	1.00 40.0	2.00	5.00	10.0	20.0
Chlorobenzene	CBZ	Ave	76980 3924676	147122	420606	877529	1951423	1.00 40.0	2.00	5.00	10.0	20.0
1,1,1,2-Tetrachloroethane	CBZ	Ave	25654 1534371	50446	146371	333662	741163	1.00 40.0	2.00	5.00	10.0	20.0
Ethylbenzene	CBZ	Ave	34135 2262446	71245	219504	490044	1091995	1.00 40.0	2.00	5.00	10.0	20.0
m-Xylene & p-Xylene	CBZ	Ave	86261 5867904	182844	571023	1271488	2830198	2.00 80.0	4.00	10.0	20.0	40.0
o-Xylene	CBZ	Lin1	42752 3064793	89338	290897	658531	1472186	1.00 40.0	2.00	5.00	10.0	20.0
Styrene	CBZ	Lin1	62419 4826426	136131	449608	1022422	2314652	1.00 40.0	2.00	5.00	10.0	20.0

FORM VI
GC/MS VOA INITIAL CALIBRATION DATA
INTERNAL STANDARD RESPONSE AND CONCENTRATION

Lab Name: TestAmerica North Canton Job No.: 240-1564-1 Analy Batch No.: 7323

SDG No.:

Instrument ID: A3UX10 GC Column: DB-624 ID: 0.18(mm) Heated Purge: (Y/N) N

Calibration Start Date: 07/06/2011 12:32 Calibration End Date: 07/06/2011 14:19 Calibration ID: 2203

ANALYTE	IS REF	CURVE TYPE	RESPONSE					CONCENTRATION (UG/L)				
			LVL 1 LVL 6	LVL 2	LVL 3	LVL 4	LVL 5	LVL 1 LVL 6	LVL 2	LVL 3	LVL 4	LVL 5
Bromoform	CBZ	Ave	11910 750336	23284	68247	157918	360798	1.00 40.0	2.00	5.00	10.0	20.0
Isopropylbenzene	CBZ	Lin1	106752 8232694	230053	742935	1706159	3870091	1.00 40.0	2.00	5.00	10.0	20.0
1,1,2,2-Tetrachloroethane	DCB	Ave	32909 1619673	64082	180660	381375	839952	1.00 40.0	2.00	5.00	10.0	20.0
Bromobenzene	DCB	Ave	32808 1930751	66855	199696	429776	944544	1.00 40.0	2.00	5.00	10.0	20.0
1,2,3-Trichloropropane	DCB	Ave	11219 506721	19562	58928	122265	268192	1.00 40.0	2.00	5.00	10.0	20.0
trans-1,4-Dichloro-2-butene	DCB	Lin1	5334 401199	11466	34945	82510	195566	1.00 40.0	2.00	5.00	10.0	20.0
n-Propylbenzene	DCB	Lin1	29936 2246453	65316	217293	479634	1086579	1.00 40.0	2.00	5.00	10.0	20.0
2-Chlorotoluene	DCB	Ave	32240 1972734	65740	202347	435811	963726	1.00 40.0	2.00	5.00	10.0	20.0
1,3,5-Trimethylbenzene	DCB	Lin1	92277 7377945	204859	693609	1554145	3476411	1.00 40.0	2.00	5.00	10.0	20.0
4-Chlorotoluene	DCB	Ave	30519 2042930	69466	208439	456303	991971	1.00 40.0	2.00	5.00	10.0	20.0
tert-Butylbenzene	DCB	Lin1	78454 6490924	167962	556270	1322074	3004849	1.00 40.0	2.00	5.00	10.0	20.0
1,2,4-Trimethylbenzene	DCB	Lin1	99132 7689527	220880	741479	1638359	3668062	1.00 40.0	2.00	5.00	10.0	20.0
sec-Butylbenzene	DCB	Lin1	117817 9291581	269615	855858	1920400	4312537	1.00 40.0	2.00	5.00	10.0	20.0
1,3-Dichlorobenzene	DCB	Ave	80293 4222992	151635	447885	947761	2070092	1.00 40.0	2.00	5.00	10.0	20.0
p-Isopropyltoluene	DCB	Lin1	103728 8168840	235049	776621	1713324	3843124	1.00 40.0	2.00	5.00	10.0	20.0
1,4-Dichlorobenzene	DCB	Ave	88105 4406549	166848	477068	992429	2153028	1.00 40.0	2.00	5.00	10.0	20.0
n-Butylbenzene	DCB	Lin1	94174 7210003	203004	658966	1490510	3344234	1.00 40.0	2.00	5.00	10.0	20.0
1,2-Dichlorobenzene	DCB	Ave	80693 4231226	158725	462037	975106	2082691	1.00 40.0	2.00	5.00	10.0	20.0
1,2-Dibromo-3-Chloropropane	DCB	Ave	5374 298910	11288	31760	68744	154123	1.00 40.0	2.00	5.00	10.0	20.0
1,3,5-Trichlorobenzene	DCB	Ave	62010 3259344	119111	344993	715010	1531057	1.00 40.0	2.00	5.00	10.0	20.0
1,2,4-Trichlorobenzene	DCB	Ave	49510 2780970	101298	297479	612659	1359435	1.00 40.0	2.00	5.00	10.0	20.0

FORM VI
GC/MS VOA INITIAL CALIBRATION DATA
INTERNAL STANDARD RESPONSE AND CONCENTRATION

Lab Name: TestAmerica North Canton Job No.: 240-1564-1 Analy Batch No.: 7323

SDG No.:

Instrument ID: A3UX10 GC Column: DB-624 ID: 0.18(mm) Heated Purge: (Y/N) N

Calibration Start Date: 07/06/2011 12:32 Calibration End Date: 07/06/2011 14:19 Calibration ID: 2203

ANALYTE	IS REF	CURVE TYPE	RESPONSE					CONCENTRATION (UG/L)				
			LVL 1 LVL 6	LVL 2	LVL 3	LVL 4	LVL 5	LVL 1 LVL 6	LVL 2	LVL 3	LVL 4	LVL 5
Hexachlorobutadiene	DCB	Ave	24215 1231092	50651	136278	265481	552203	1.00 40.0	2.00	5.00	10.0	20.0
Naphthalene	DCB	Ave	84905 5642288	187889	611921	1331224	3002410	1.00 40.0	2.00	5.00	10.0	20.0
1,2,3-Trichlorobenzene	DCB	Ave	51330 2354355	105057	299673	581413	1198328	1.00 40.0	2.00	5.00	10.0	20.0
Dibromofluoromethane (Surr)	FB	Ave	29118 1419490	58339	160843	338896	722719	1.00 40.0	2.00	5.00	10.0	20.0
1,2-Dichloroethane-d4 (Surr)	FB	Ave	35961 1696256	65282	181677	398411	868181	1.00 40.0	2.00	5.00	10.0	20.0
Toluene-d8 (Surr)	CBZ	Ave	79822 4967298	165939	491466	1098977	2443972	1.00 40.0	2.00	5.00	10.0	20.0
4-Bromofluorobenzene (Surr)	CBZ	Ave	33475 2046791	69224	204551	454686	1014277	1.00 40.0	2.00	5.00	10.0	20.0

Curve Type Legend:
Ave = Average ISTD
Lin1 = Linear 1/conc ISTD

FORM VII
GC/MS VOA CONTINUING CALIBRATION DATA

Lab Name: TestAmerica North Canton Job No.: 240-1564-1

SDG No.:

Lab Sample ID: ICV 240-7323/8 Calibration Date: 07/06/2011 14:40

Instrument ID: A3UX10 Calib Start Date: 06/14/2011 13:56

GC Column: DB-624 ID: 0.18(mm) Calib End Date: 06/14/2011 15:43

Lab File ID: UXX3027.D Conc. Units: ug/L Heated Purge: (Y/N) N

ANALYTE	CURVE TYPE	AVE RRF	RRF	MIN RRF	CALC AMOUNT	SPIKE AMOUNT	%D	MAX %D
Ethyl ether	Ave	0.2073	0.2198		10.6	10.0	6.0	20.0
Diisopropyl ether	Ave	0.1929	0.2272		11.8	10.0	17.8	20.0
Isobutyl alcohol	Ave	0.0098	0.0086		440	500	-12.1	20.0
Cyclohexanone	Ave	0.0516	0.0103		39.9	200	-80.0*	20.0
1,2,3-Trimethylbenzene	Lin1		2.269		9.60	10.0	-4.0	20.0

FORM VII
GC/MS VOA CONTINUING CALIBRATION DATA

Lab Name: TestAmerica North Canton Job No.: 240-1564-1

SDG No.:

Lab Sample ID: ICV 240-7323/8 Calibration Date: 07/06/2011 14:40

Instrument ID: A3UX10 Calib Start Date: 07/06/2011 12:32

GC Column: DB-624 ID: 0.18(mm) Calib End Date: 07/06/2011 14:19

Lab File ID: UXX3027.D Conc. Units: ug/L Heated Purge: (Y/N) N

ANALYTE	CURVE TYPE	AVE RRF	RRF	MIN RRF	CALC AMOUNT	SPIKE AMOUNT	%D	MAX %D
Dichlorodifluoromethane	Ave	0.2199	0.2340		10.6	10.0	6.4	20.0
Chloromethane	Ave	0.2917	0.3063	0.1000	10.5	10.0	5.0	20.0
Vinyl chloride	Ave	0.3098	0.3232		10.4	10.0	4.3	20.0
Bromomethane	Ave	0.1734	0.1658		9.56	10.0	-4.4	20.0
Chloroethane	Ave	0.2129	0.2060		9.68	10.0	-3.2	20.0
Trichlorofluoromethane	Ave	0.3076	0.3355		10.9	10.0	9.1	20.0
Acrolein	Ave	0.0343	0.0338		29.6	30.0	-1.4	20.0
1,1-Dichloroethene	Ave	0.2342	0.2519		10.8	10.0	7.5	20.0
Acetone	Ave	0.0799	0.0707		17.7	20.0	-11.4	20.0
1,1,2-Trichloro-1,2,2-trichfluoroethane	Ave	0.1914	0.2139		11.2	10.0	11.7	20.0
Iodomethane	Ave	0.4008	0.4573		11.4	10.0	14.1	20.0
Carbon disulfide	Ave	0.7330	0.8033		11.0	10.0	9.6	20.0
Acetonitrile	Ave	0.0302	0.0290		28.8	30.0	-4.0	20.0
Methyl acetate	Ave	0.1767	0.1602		9.07	10.0	-9.3	20.0
Methylene Chloride	Lin1		0.3122		10.6	10.0	6.0	20.0
tert-Butyl alcohol	Ave	0.0148	0.0142		191	200	-4.6	20.0
Acrylonitrile	Ave	0.0913	0.0894		29.4	30.0	-2.1	20.0
Methyl tert-butyl ether	Ave	0.6577	0.6522		9.92	10.0	-0.8	20.0
trans-1,2-Dichloroethene	Ave	0.2745	0.2916		10.6	10.0	6.2	20.0
Hexane	Ave	0.0557	0.0604		10.8	10.0	8.5	20.0
1,1-Dichloroethane	Ave	0.4643	0.4878	0.1000	10.5	10.0	5.1	20.0
Vinyl acetate	Lin1		0.0420		13.3	10.0	33.0*	20.0
2-Butanone	Ave	0.0786	0.0718		18.3	20.0	-8.7	20.0
cis-1,2-Dichloroethene	Ave	0.2873	0.2916		10.1	10.0	1.5	20.0
2,2-Dichloropropane	Ave	0.2590	0.2653		10.2	10.0	2.4	20.0
Bromochloromethane	Ave	0.1365	0.1388		10.2	10.0	1.7	20.0
Tetrahydrofuran	Ave	0.0532	0.0506		9.51	10.0	-4.9	20.0
Chloroform	Ave	0.4556	0.4791		10.5	10.0	5.2	20.0
1,1,1-Trichloroethane	Ave	0.3423	0.3542		10.3	10.0	3.5	20.0
Cyclohexane	Ave	0.4157	0.4294		10.3	10.0	3.3	20.0
1,1-Dichloropropene	Ave	0.3196	0.3305		10.3	10.0	3.4	20.0
Carbon tetrachloride	Ave	0.2775	0.2912		10.5	10.0	4.9	20.0
1,2-Dichloroethane	Ave	0.3142	0.3212		10.2	10.0	2.2	20.0
Benzene	Ave	0.9701	0.9900		10.2	10.0	2.1	20.0
Trichloroethene	Ave	0.2315	0.2310		9.98	10.0	-0.2	20.0
1,2-Dichloropropane	Ave	0.2056	0.2134		10.4	10.0	3.8	20.0
Methylcyclohexane	Ave	0.4096	0.4296		10.5	10.0	4.9	20.0
Dibromomethane	Ave	0.1209	0.1286		10.6	10.0	6.4	20.0
Bromodichloromethane	Ave	0.2466	0.2481		10.1	10.0	0.6	20.0
2-Chloroethyl vinyl ether	Lin1		0.0779		9.44	10.0	-5.6	20.0

FORM VII
GC/MS VOA CONTINUING CALIBRATION DATA

Lab Name: TestAmerica North Canton Job No.: 240-1564-1

SDG No.:

Lab Sample ID: ICV 240-7323/8 Calibration Date: 07/06/2011 14:40

Instrument ID: A3UX10 Calib Start Date: 07/06/2011 12:32

GC Column: DB-624 ID: 0.18(mm) Calib End Date: 07/06/2011 14:19

Lab File ID: UXX3027.D Conc. Units: ug/L Heated Purge: (Y/N) N

ANALYTE	CURVE TYPE	AVE RRF	RRF	MIN RRF	CALC AMOUNT	SPIKE AMOUNT	%D	MAX %D
cis-1,3-Dichloropropene	Lin1		0.2353		8.61	10.0	-13.9	20.0
4-Methyl-2-pentanone	Ave	0.1380	0.1372		19.9	20.0	-0.6	20.0
Toluene	Ave	1.264	1.320		10.4	10.0	4.5	20.0
trans-1,3-Dichloropropene	Lin1		0.2979		8.97	10.0	-10.3	20.0
1,1,2-Trichloroethane	Ave	0.2308	0.2318		10.0	10.0	0.4	20.0
1,3-Dichloropropane	Ave	0.4064	0.4114		10.1	10.0	1.2	20.0
Tetrachloroethene	Ave	0.2686	0.2752		10.2	10.0	2.5	20.0
2-Hexanone	Ave	0.1176	0.1179		20.1	20.0	0.3	20.0
Dibromochloromethane	Ave	0.2319	0.2281		9.83	10.0	-1.7	20.0
1,2-Dibromoethane	Ave	0.2206	0.2247		10.2	10.0	1.9	20.0
Chlorobenzene	Ave	0.8834	0.8927	0.3000	10.1	10.0	1.1	20.0
1,1,1,2-Tetrachloroethane	Ave	0.3209	0.3275		10.2	10.0	2.1	20.0
Ethylbenzene	Ave	0.4644	0.4887		10.5	10.0	5.2	20.0
m-Xylene & p-Xylene	Ave	0.5995	0.6353		21.2	20.0	6.0	20.0
o-Xylene	Lin1		0.6661		9.72	10.0	-2.8	20.0
Styrene	Lin1		1.031		9.62	10.0	-3.8	20.0
Bromoform	Ave	0.1523	0.1529	0.1000	10.0	10.0	0.4	20.0
Isopropylbenzene	Lin1		1.671		9.25	10.0	-7.5	20.0
1,1,2,2-Tetrachloroethane	Ave	0.4979	0.4885	0.3000	9.81	10.0	-1.9	20.0
Bromobenzene	Ave	0.5473	0.5565		10.2	10.0	1.7	20.0
1,2,3-Trichloropropane	Ave	0.1598	0.1599		10.0	10.0	0.0	20.0
trans-1,4-Dichloro-2-butene	Lin1		0.1145		19.1	20.0	-4.5	20.0
n-Propylbenzene	Lin1		0.6328		9.60	10.0	-4.0	20.0
2-Chlorotoluene	Ave	0.5512	0.5697		10.3	10.0	3.4	20.0
1,3,5-Trimethylbenzene	Lin1		2.033		9.52	10.0	-4.8	20.0
4-Chlorotoluene	Ave	0.5653	0.5881		10.4	10.0	4.0	20.0
tert-Butylbenzene	Lin1		1.683		9.14	10.0	-8.6	20.0
1,2,4-Trimethylbenzene	Lin1		2.159		9.62	10.0	-3.8	20.0
sec-Butylbenzene	Lin1		2.450		9.18	10.0	-8.2	20.0
1,3-Dichlorobenzene	Ave	1.232	1.230		9.98	10.0	-0.2	20.0
p-Isopropyltoluene	Lin1		2.288		9.66	10.0	-3.4	20.0
1,4-Dichlorobenzene	Ave	1.311	1.266		9.65	10.0	-3.5	20.0
n-Butylbenzene	Lin1		1.979		9.55	10.0	-4.5	20.0
1,2-Dichlorobenzene	Ave	1.256	1.244		9.90	10.0	-1.0	20.0
1,2-Dibromo-3-Chloropropane	Ave	0.0883	0.0806		9.12	10.0	-8.8	20.0
1,2,4-Trichlorobenzene	Ave	0.8030	0.7064		8.80	10.0	-12.0	20.0
Hexachlorobutadiene	Ave	0.3639	0.3137		8.62	10.0	-13.8	20.0
Naphthalene	Ave	1.618	1.406		8.69	10.0	-13.1	20.0
1,2,3-Trichlorobenzene	Ave	0.7673	0.6596		8.60	10.0	-14.0	20.0
Dibromofluoromethane (Surr)	Ave	0.2281	0.2040		10.8	12.0	-10.6	20.0
1,2-Dichloroethane-d4 (Surr)	Ave	0.2683	0.2405		10.8	12.0	-10.4	20.0

FORM VII
GC/MS VOA CONTINUING CALIBRATION DATA

Lab Name: TestAmerica North Canton Job No.: 240-1564-1

SDG No.:

Lab Sample ID: ICV 240-7323/8 Calibration Date: 07/06/2011 14:40

Instrument ID: A3UX10 Calib Start Date: 07/06/2011 12:32

GC Column: DB-624 ID: 0.18(mm) Calib End Date: 07/06/2011 14:19

Lab File ID: UXX3027.D Conc. Units: ug/L Heated Purge: (Y/N) N

ANALYTE	CURVE TYPE	AVE RRF	RRF	MIN RRF	CALC AMOUNT	SPIKE AMOUNT	%D	MAX %D
Toluene-d8 (Surr)	Ave	1.048	0.9942		11.4	12.0	-5.2	20.0
4-Bromofluorobenzene (Surr)	Ave	0.4354	0.4297		11.9	12.0	-1.3	20.0

FORM VII
GC/MS VOA CONTINUING CALIBRATION DATA

Lab Name: TestAmerica North Canton Job No.: 240-1564-1

SDG No.:

Lab Sample ID: CCV 240-7323/9 Calibration Date: 07/06/2011 15:02

Instrument ID: A3UX10 Calib Start Date: 06/14/2011 13:56

GC Column: DB-624 ID: 0.18(mm) Calib End Date: 06/14/2011 15:43

Lab File ID: UXX3028.D Conc. Units: ug/L Heated Purge: (Y/N) N

ANALYTE	CURVE TYPE	AVE RRF	RRF	MIN RRF	CALC AMOUNT	SPIKE AMOUNT	%D	MAX %D
Dichlorofluoromethane	Ave	0.3710	0.4604		12.4	10.0	24.1*	20.0
Ethyl ether	Ave	0.2073	0.2250		10.9	10.0	8.5	20.0
3-Chloro-1-propene	Ave	0.1116	0.1355		12.1	10.0	21.4*	20.0
Diisopropyl ether	Ave	0.1929	0.2326		60.3	50.0	20.6*	20.0
2-Chloro-1,3-butadiene	Ave	0.3454	0.4169		12.1	10.0	20.7*	20.0
Ethyl-t-butyl ether (ETBE)	Ave	0.5713	0.6682		11.7	10.0	17.0	20.0
Propionitrile	Ave	0.0312	0.0316		20.2	20.0	1.2	20.0
Ethyl acetate	Ave	0.1702	0.1430		16.8	20.0	-16.0	20.0
Methacrylonitrile	Ave	0.1216	0.1152		9.47	10.0	-5.3	20.0
Isobutyl alcohol	Ave	0.0098	0.0102		208	200	4.1	20.0
Tert-amyl-methyl ether (TAME)	Ave	0.4674	0.5513		11.8	10.0	17.9	20.0
n-Heptane	Ave	0.0446	0.0512		11.5	10.0	14.9	20.0
n-Butanol	Ave	0.0068	0.0065		190	200	-5.1	20.0
2-Nitropropane	Ave	0.0320	0.0294		18.4	20.0	-8.1	20.0
Cyclohexanone	Ave	0.0516	0.0439		85.0	100	-15.0	20.0
1,2,3-Trimethylbenzene	Lin1		2.498		10.5	10.0	5.0	20.0
2-Methylnaphthalene	Qua		0.5430		9.82	20.0	-50.9*	20.0

FORM VII
GC/MS VOA CONTINUING CALIBRATION DATA

Lab Name: TestAmerica North Canton Job No.: 240-1564-1

SDG No.:

Lab Sample ID: CCV 240-7323/9 Calibration Date: 07/06/2011 15:02

Instrument ID: A3UX10 Calib Start Date: 07/06/2011 12:32

GC Column: DB-624 ID: 0.18(mm) Calib End Date: 07/06/2011 14:19

Lab File ID: UXX3028.D Conc. Units: ug/L Heated Purge: (Y/N) N

ANALYTE	CURVE TYPE	AVE RRF	RRF	MIN RRF	CALC AMOUNT	SPIKE AMOUNT	%D	MAX %D
Dibromofluoromethane (Surr)	Ave	0.2281	0.1910		10.1	12.0	-16.3	20.0
1,2-Dichloroethane-d4 (Surr)	Ave	0.2683	0.2237		10.0	12.0	-16.6	20.0
Toluene-d8 (Surr)	Ave	1.048	0.9222		10.6	12.0	-12.0	20.0
4-Bromofluorobenzene (Surr)	Ave	0.4354	0.4005		11.1	12.0	-8.0	20.0

FORM VIII
GC/MS VOA INTERNAL STANDARD AREA AND RETENTION TIME SUMMARY

Lab Name: TestAmerica North Canton Job No.: 240-1564-1

SDG No.:

Sample No.: STD8260 240-7323/4 Date Analyzed: 07/06/2011 13:15

Instrument ID: A3UX10 GC Column: DB-624 ID: 0.18(mm)

Lab File ID (Standard): UXX3023.D Heated Purge: (Y/N) N

Calibration ID: 2203

		FB		CBZ		DCB	
		AREA #	RT #	AREA #	RT #	AREA #	RT #
INITIAL CALIBRATION MID-POINT		1456178	5.12	991984	7.79	763498	10.04
UPPER LIMIT		2912356	5.62	1983968	8.29	1526996	10.54
LOWER LIMIT		728089	4.62	495992	7.29	381749	9.54
LAB SAMPLE ID	CLIENT SAMPLE ID						
ICV 240-7323/8		1392169	5.12	950947	7.79	734476	10.04
CCV 240-7323/9		1480939	5.11	976034	7.79	632961	10.04
LCS 240-7323/10		1364496	5.11	929489	7.79	701912	10.04
MB 240-7323/11		1217743	5.11	828455	7.79	564522	10.04
240-1573-A-6 MS		1283367	5.12	889127	7.79	695873	10.04
240-1573-B-6 MSD		1371159	5.11	966200	7.79	710963	10.04
240-1564-1	MSA-MW-39S-062811	1238417	5.12	831338	7.79	540097	10.04
240-1564-2	MSA-MW-35S-062811	1217565	5.11	841123	7.79	550291	10.04
240-1564-3	MSA-MW-37S-062811	1208977	5.12	821498	7.79	511534	10.04
240-1591-1	MSA-MW38S-062911	1197930	5.11	829864	7.79	526953	10.04
240-1591-2	MSA-MW30I-062911	1161064	5.11	798182	7.79	495752	10.04
240-1591-2 MS	MSA-MW30I-062911 MS	1291989	5.11	886999	7.79	671226	10.04
240-1591-2 MSD	MSA-MW30I-062911 MSD	1286516	5.12	879251	7.79	667443	10.04

FB = Fluorobenzene
CBZ = Chlorobenzene-d5
DCB = 1,4-Dichlorobenzene-d4

Area Limit = 50%-200% of internal standard area
RT Limit = ± 0.5 minutes of internal standard RT

Column used to flag values outside QC limits

FORM VIII 8260C

Sample quantitation

FORM I
GC/MS VOA ORGANICS ANALYSIS DATA SHEET

Lab Name: TestAmerica North Canton | Job No.: 240-1564-1

SDG No.:

Client Sample ID: MSA-MW-39S-062811 | Lab Sample ID: 240-1564-1

Matrix: Water | Lab File ID: UXX3046.D

Analysis Method: 8260C | Date Collected: 06/28/2011 10:40

Sample wt/vol: 5(mL) | Date Analyzed: 07/06/2011 21:27

Soil Aliquot Vol: | Dilution Factor: 1

Soil Extract Vol.: | GC Column: DB-624 ID: 0.18(mm)

% Moisture: | Level: (low/med) Low

Analysis Batch No.: 7323 | Units: ug/L

CAS NO.	COMPOUND NAME	RESULT	Q	RL	MDL
67-64-1	Acetone	4.4	J	10	1.1
71-43-2	Benzene	2.2		1.0	0.13
108-86-1	Bromobenzene	1.0	U	1.0	0.13
74-97-5	Bromochloromethane	1.0	U	1.0	0.29
75-27-4	Bromodichloromethane	1.0	U	1.0	0.15
75-25-2	Bromoform	1.0	U	1.0	0.64
74-83-9	Bromomethane	1.0	U	1.0	0.41
78-93-3	2-Butanone	10	U	10	0.57
75-15-0	Carbon disulfide	1.0	U	1.0	0.13
56-23-5	Carbon tetrachloride	1.0	U	1.0	0.13
108-90-7	Chlorobenzene	3.9		1.0	0.15
75-00-3	Chloroethane	1.0	U	1.0	0.29
110-75-8	2-Chloroethyl vinyl ether	10	U	10	0.99
67-66-3	Chloroform	1.0	U	1.0	0.16
74-87-3	Chloromethane	1.0	U	1.0	0.30
95-49-8	2-Chlorotoluene	1.0	U	1.0	0.11
106-43-4	4-Chlorotoluene	1.0	U	1.0	0.18
156-59-2	cis-1,2-Dichloroethene	15		1.0	0.17
10061-01-5	cis-1,3-Dichloropropene	1.0	U	1.0	0.14
124-48-1	Dibromochloromethane	1.0	U	1.0	0.18
96-12-8	1,2-Dibromo-3-Chloropropane	2.0	U	2.0	0.67
106-93-4	1,2-Dibromoethane	1.0	U	1.0	0.24
74-95-3	Dibromomethane	1.0	U	1.0	0.28
95-50-1	1,2-Dichlorobenzene	1.0	U	1.0	0.13
541-73-1	1,3-Dichlorobenzene	1.0	U	1.0	0.14
106-46-7	1,4-Dichlorobenzene	1.0	U	1.0	0.13
75-71-8	Dichlorodifluoromethane	1.0	U	1.0	0.31
75-34-3	1,1-Dichloroethane	1.0	U	1.0	0.15
107-06-2	1,2-Dichloroethane	1.5		1.0	0.22
75-35-4	1,1-Dichloroethene	1.0	U	1.0	0.19
78-87-5	1,2-Dichloropropane	1.0	U	1.0	0.18
142-28-9	1,3-Dichloropropane	1.0	U	1.0	0.16
594-20-7	2,2-Dichloropropane	1.0	U	1.0	0.13
563-58-6	1,1-Dichloropropene	1.0	U	1.0	0.13
108-20-3	Diisopropyl ether	10	U *	10	1.5
100-41-4	Ethylbenzene	0.34	J	1.0	0.17

FORM I
GC/MS VOA ORGANICS ANALYSIS DATA SHEET

Lab Name: TestAmerica North Canton | Job No.: 240-1564-1

SDG No.:

Client Sample ID: MSA-MW-39S-062811 | Lab Sample ID: 240-1564-1

Matrix: Water | Lab File ID: UXX3046.D

Analysis Method: 8260C | Date Collected: 06/28/2011 10:40

Sample wt/vol: 5(mL) | Date Analyzed: 07/06/2011 21:27

Soil Aliquot Vol: | Dilution Factor: 1

Soil Extract Vol.: | GC Column: DB-624 ID: 0.18(mm)

% Moisture: | Level: (low/med) Low

Analysis Batch No.: 7323 | Units: ug/L

CAS NO.	COMPOUND NAME	RESULT	Q	RL	MDL
637-92-3	Ethyl-t-butyl ether (ETBE)	5.0	U	5.0	0.11
87-68-3	Hexachlorobutadiene	1.0	U	1.0	0.30
591-78-6	2-Hexanone	10	U	10	0.41
98-82-8	Isopropylbenzene	1.0	U	1.0	0.13
75-09-2	Methylene Chloride	1.0	U	1.0	0.33
108-10-1	4-Methyl-2-pentanone	10	U	10	0.32
1634-04-4	Methyl tert-butyl ether	5.0	U	5.0	0.17
179601-23-1	m-Xylene & p-Xylene	0.88	J	2.0	0.24
91-20-3	Naphthalene	2.0		1.0	0.24
104-51-8	n-Butylbenzene	1.0	U	1.0	0.12
103-65-1	n-Propylbenzene	1.0	U	1.0	0.14
95-47-6	o-Xylene	0.91	J	1.0	0.14
99-87-6	p-Isopropyltoluene	1.0	U	1.0	0.12
135-98-8	sec-Butylbenzene	1.0	U	1.0	0.13
100-42-5	Styrene	1.0	U	1.0	0.11
994-05-8	Tert-amyl-methyl ether (TAME)	5.0	U	5.0	0.067
75-65-0	tert-Butyl alcohol	50	U	50	3.9
98-06-6	tert-Butylbenzene	1.0	U	1.0	0.13
630-20-6	1,1,1,2-Tetrachloroethane	1.0	U	1.0	0.23
79-34-5	1,1,2,2-Tetrachloroethane	1.0	U	1.0	0.18
127-18-4	Tetrachloroethene	1.0	U	1.0	0.29
108-88-3	Toluene	0.55	J	1.0	0.13
156-60-5	trans-1,2-Dichloroethene	0.51	J	1.0	0.19
10061-02-6	trans-1,3-Dichloropropene	1.0	U	1.0	0.19
87-61-6	1,2,3-Trichlorobenzene	1.0	U	1.0	0.17
120-82-1	1,2,4-Trichlorobenzene	1.0	U	1.0	0.15
71-55-6	1,1,1-Trichloroethane	1.0	U	1.0	0.22
79-01-6	Trichloroethene	12		1.0	0.17
75-69-4	Trichlorofluoromethane	1.0	U	1.0	0.21
96-18-4	1,2,3-Trichloropropane	1.0	U	1.0	0.43
76-13-1	1,1,2-Trichloro-1,2,2-trichfluoroethane	1.0	U	1.0	0.28
526-73-8	1,2,3-Trimethylbenzene	5.0	U	5.0	0.0059
95-63-6	1,2,4-Trimethylbenzene	1.0	U	1.0	0.12
108-05-4	Vinyl acetate	2.0	U	2.0	0.19
75-01-4	Vinyl chloride	12		1.0	0.22

FORM I
GC/MS VOA ORGANICS ANALYSIS DATA SHEET

Lab Name: TestAmerica North Canton | Job No.: 240-1564-1

SDG No.:

Client Sample ID: MSA-MW-39S-062811 | Lab Sample ID: 240-1564-1

Matrix: Water | Lab File ID: UXX3046.D

Analysis Method: 8260C | Date Collected: 06/28/2011 10:40

Sample wt/vol: 5(mL) | Date Analyzed: 07/06/2011 21:27

Soil Aliquot Vol: | Dilution Factor: 1

Soil Extract Vol.: | GC Column: DB-624 ID: 0.18(mm)

% Moisture: | Level: (low/med) Low

Analysis Batch No.: 7323 | Units: ug/L

CAS NO.	COMPOUND NAME	RESULT	Q	RL	MDL
1330-20-7	Xylenes, Total	1.8	J	2.0	0.28

CAS NO.	SURROGATE	%REC	Q	LIMITS
460-00-4	4-Bromofluorobenzene (Surr)	86		66-117
1868-53-7	Dibromofluoromethane (Surr)	96		75-121
17060-07-0	1,2-Dichloroethane-d4 (Surr)	93		63-129
2037-26-5	Toluene-d8 (Surr)	95		74-115

FORM I
GC/MS VOA ORGANICS ANALYSIS DATA SHEET
TENTATIVELY IDENTIFIED COMPOUNDS

Lab Name: TestAmerica North Canton | Job No.: 240-1564-1

SDG No.:

Client Sample ID: MSA-MW-39S-062811 | Lab Sample ID: 240-1564-1

Matrix: Water | Lab File ID: UXX3046.D

Analysis Method: 8260C | Date Collected: 06/28/2011 10:40

Sample wt/vol: 5(mL) | Date Analyzed: 07/06/2011 21:27

Soil Aliquot Vol: | Dilution Factor: 1

Soil Extract Vol.: | GC Column: DB-624 ID: 0.18(mm)

% Moisture: | Level: (low/med) Low

Analysis Batch No.: 7323 | Units: ug/L

Number TICs Found: 4 | TIC Result Total: 53.77

CAS NO.	COMPOUND NAME	RT	RESULT	Q
110-82-7	Cyclohexane	4.64	0.34	J
108-87-2	Methylcyclohexane	5.61	0.13	J
123-91-1	1,4-Dioxane	5.72	50	
496-11-7	Indane	10.31	3.3	T J N

TestAmerica Laboratories
Target Compound Quantitation Report

Data File: \\NCChrom\ChromData\A3UX10\20110706-1654.b\UXX3046.D
Lims ID: 240-1564-A-1 Client ID: MSA-MW-39S-062811
Inject. Date: 06-Jul-2011 21:27:30 Dil. Factor: 1.0000
Sample Type: Client
Sample ID: 240-0001654-025
Misc. Info.: P10706B,8260LLUX10,,1904 =P10706B,8260LLUX10,,1904
Operator: Instrument ID: A3UX10
Vol. Injected: 1.0000 ALS Bottle#: 26
Lims Batch ID: 7323 Lims Sample ID: 25
Detector: MS SCAN

Method: \\NCChrom\ChromData\A3UX10\20110706-1654.b\8260_10.m
Last Update: 07-Jul-2011 12:03:48 Calib Date: 06-Jul-2011 14:19:30
Quant Method: Internal Standard Quant By: Initial Calibration
Last ICal File: \\NCChrom\ChromData\A3UX10\20110706-1654.b\UXX3026.D
Limit Group: MSV 8260DOD ICAL
Integrator: RTE ID Type: Deconvolution ID
Process Host: CORP-CTX-17

First Level Reviewer: quayler Date: 07-Jul-2011 12:07:57

Compound	Sig	RT	EXP RT	DLT RT	Q	Response	On-Col Amt ug/l	Flags
* 1 Fluorobenzene	96	5.116	5.117	-0.001	99	1238417	10.0	
* 2 Chlorobenzene-d5	117	7.791	7.791	0.0	75	831338	10.0	
* 3 1,4-Dichlorobenzene-d4	152	10.039	10.039	0.0	95	540097	10.0	
$ 5 Dibromofluoromethane (Surr)	113	4.537	4.537	0.0	58	323685	11.5	
$ 6 1,2-Dichloroethane-d4 (Surr)	65	4.821	4.821	0.0	0	370707	11.2	
$ 7 Toluene-d8 (Surr)	98	6.477	6.478	-0.001	94	989403	11.4	
$ 131 4-Bromofluorobenzene (Surr)	95	8.903	8.903	0.0	90	371078	10.3	
12 Dichlorodifluoromethane	85		1.484					
13 Chloromethane	50		1.603					
14 Vinyl chloride	62	1.709	1.709	0.0	99	464209	12.1	
15 Bromomethane	94		1.981					
16 Chloroethane	64		2.064					
18 Trichlorofluoromethane	101		2.289					
21 1,1-Dichloroethene	96	2.703	2.703	0.0	53	4907	0.1692	
23 1,1,2-Trichloro-1,2,2-trifluoroethane	151		2.727					
22 Acetone	43	2.726	2.727	-0.001	89	43330	4.38	
26 Carbon disulfide	76		2.904					
30 Methylene Chloride	84		3.093					
31 2-Methyl-2-propanol	59	3.164	3.164	0.0	52	6046	3.29	
34 Methyl tert-butyl ether	73		3.330					
33 trans-1,2-Dichloroethene	96	3.330	3.330	0.0	83	17337	0.5100	
36 1,1-Dichloroethane	63		3.673					
37 Vinyl acetate	86		3.697					
38 Isopropyl ether	87		3.729					
40 Tert-butyl ethyl ether	59		4.025					
41 2-Butanone (MEK)	43		4.147					
42 cis-1,2-Dichloroethene	96	4.146	4.147	-0.001	82	542970	15.3	
43 2,2-Dichloropropane	77		4.158					
47 Chlorobromomethane	128		4.348					
49 Chloroform	83	4.406	4.407	-0.001	55	8031	0.1423	
50 1,1,1-Trichloroethane	97		4.584					

Report Date: 07-Jul-2011 12:07:58 Chrom Revision: 1.2 30-Jun-2011 15:02:28
Data File: \\NCChrom\ChromData\A3UX10\20110706-1654.b\UXX3046.D

Compound	Sig	RT	EXP RT	DLT RT	Q	Response	On-Col Amt ug/l	Flags
52 1,1-Dichloropropene	75		4.715					
53 Carbon tetrachloride	117		4.726					
56 1,2-Dichloroethane	62	4.880	4.880	0.0	71	59463	1.53	
55 Benzene	78	4.892	4.892	0.0	95	266991	2.22	
57 Tert-amyl methyl ether	73		4.971					
60 Trichloroethene	130	5.424	5.425	0.0	97	347165	12.1	
62 1,2-Dichloropropane	63		5.614					
65 Dibromomethane	93		5.708					
67 Dichlorobromomethane	83		5.839					
69 2-Chloroethyl vinyl ether	63		6.087					
70 cis-1,3-Dichloropropene	75		6.229					
71 4-Methyl-2-pentanone (MIBK)	43		6.347					
72 Toluene	91	6.536	6.537	-0.001	87	58038	0.5525	
73 trans-1,3-Dichloropropene	75		6.702					
77 Tetrachloroethene	164		7.034					
76 1,3-Dichloropropane	76		7.034					
78 2-Hexanone	43		7.093					
79 Chlorodibromomethane	129		7.247					
123 Ethylene Dibromide	107		7.353					
82 Chlorobenzene	112	7.814	7.815	-0.001	93	285954	3.89	
83 1,1,1,2-Tetrachloroethane	131		7.886					
84 Ethylbenzene	106	7.921	7.921	0.0	87	12981	0.3362	
10 m-Xylene & p-Xylene	106	8.027	8.028	-0.001	98	44017	0.8832	
86 Styrene	104		8.406					
85 o-Xylene	106	8.406	8.406	0.0	89	25331	0.9066	
87 Bromoform	173		8.584					
88 Isopropylbenzene	105		8.761					
90 1,1,2,2-Tetrachloroethane	83		9.022					
91 Bromobenzene	156		9.057					
92 1,2,3-Trichloropropane	110		9.069					
94 N-Propylbenzene	120		9.152					
95 2-Chlorotoluene	126		9.246					
104 4-Chlorotoluene	126		9.341					
97 tert-Butylbenzene	119		9.649					
98 1,2,4-Trimethylbenzene	105		9.696					
99 sec-Butylbenzene	105		9.862					
100 1,3-Dichlorobenzene	146		9.968					
101 4-Isopropyltoluene	119		10.004					
102 1,4-Dichlorobenzene	146		10.063					
103 1,2,3-Trimethylbenzene	105		10.107					
105 n-Butylbenzene	91		10.406					
106 1,2-Dichlorobenzene	146		10.430					
107 1,2-Dibromo-3-Chloropropane	157		11.187					
109 1,2,4-Trichlorobenzene	180		12.039					
110 Hexachlorobutadiene	225		12.217					
111 Naphthalene	128	12.275	12.276	-0.001	100	171156	1.96	
112 1,2,3-Trichlorobenzene	180	12.536	12.524	0.012	41	6491	0.1566	
S 114 Xylenes, Total	106				0		1.79	

Trichloroethene $\frac{347165}{1238417} \times \frac{10}{0.2315} = 12.1$ ✓

Method 8270D

Semivolatile Organic Compounds (GC/MS) by Method 8270D

FORM II
GC/MS SEMI VOA SURROGATE RECOVERY

Lab Name: TestAmerica North Canton Job No.: 240-1564-1

SDG No.:

Matrix: Water Level: Low

GC Column (1): RXI-5SILMS ID: 0.45 (mm)

Client Sample ID	Lab Sample ID	2FP	#	PHL	#	NBZ	#	FBP	#	TBP	#	TPH	#
MSA-MW-39S-062811	240-1564-1	45		53		42		44		53		46	
MSA-MW-35S-062811	240-1564-2	44		52		42		42		50		57	
MSA-MW-37S-062811	240-1564-3	57		63		52		46		57		58	
MSA-MW38S-062911	240-1591-1	55		60		55		54		43		65	
MSA-MW30I-062911	240-1591-2	63		67		60		61		60		69	
	MB 240-6852/10-A	62		65		60		58		55		76	
	MB 240-6973/1-A	52		56		53		51		41		61	
	LCS 240-6852/11-A	88		90		89		81		77		90	
	LCS 240-6973/2-A	65		67		64		59		49		66	

	QC LIMITS
2FP = 2-Fluorophenol (Surr)	10-110
PHL = Phenol-d5 (Surr)	10-110
NBZ = Nitrobenzene-d5 (Surr)	27-111
FBP = 2-Fluorobiphenyl (Surr)	28-110
TBP = 2,4,6-Tribromophenol (Surr)	22-120
TPH = Terphenyl-d14 (Surr)	37-119

Column to be used to flag recovery values

FORM II 8270D

FORM III
GC/MS SEMI VOA LAB CONTROL SAMPLE RECOVERY

Lab Name: TestAmerica North Canton Job No.: 240-1564-1

SDG No.:

Matrix: Water Level: Low Lab File ID: 0715105.D

Lab ID: LCS 240-6852/11-A Client ID:

COMPOUND	SPIKE ADDED (ug/L)	LCS CONCENTRATION (ug/L)	LCS % REC	QC LIMITS REC	#
Acenaphthene	20.0	17.0	85	40-110	
Acenaphthylene	20.0	17.2	86	43-110	
Acetophenone	20.0	18.3	92	50-130	
Anthracene	20.0	16.7	83	54-114	
Atrazine	20.0	17.8	89	50-130	
Benzaldehyde	20.0	23.0	115	10-130	
Benzo[a]anthracene	20.0	15.6	78	55-115	
Benzo[a]pyrene	20.0	13.8	69	43-116	
Benzo[b]fluoranthene	20.0	14.5	73	43-122	
Benzo[g,h,i]perylene	20.0	17.5	88	45-120	
Benzo[k]fluoranthene	20.0	19.5	97	43-124	
1,1'-Biphenyl	20.0	17.0	85	50-130	
Bis(2-chloroethoxy)methane	20.0	18.3	92	39-110	
Bis(2-chloroethyl)ether	20.0	17.9	90	34-113	
Bis(2-ethylhexyl) phthalate	20.0	20.4	102	36-163	
4-Bromophenyl phenyl ether	20.0	16.5	82	51-114	
Butyl benzyl phthalate	20.0	17.3	87	53-126	
Caprolactam	20.0	18.1	91	50-130	
Carbazole	20.0	17.0	85	53-120	
4-Chloroaniline	20.0	14.5	73	10-110	
4-Chloro-3-methylphenol	20.0	17.8	89	39-110	
2-Chloronaphthalene	20.0	16.9	85	39-110	
2-Chlorophenol	20.0	17.1	85	27-110	
4-Chlorophenyl phenyl ether	20.0	16.5	83	50-115	
Chrysene	20.0	16.9	85	55-115	
Dibenzo(a,h)anthracene	20.0	18.1	91	46-122	
Dibenzofuran	20.0	16.6	83	46-111	
3,3'-Dichlorobenzidine	20.0	9.24	46	19-110	
2,4-Dichlorophenol	20.0	17.4	87	33-110	
Diethyl phthalate	20.0	16.9	85	33-134	
2,4-Dimethylphenol	20.0	14.4	72	12-110	
Dimethyl phthalate	20.0	17.7	89	15-143	
Di-n-butyl phthalate	20.0	18.2	91	55-122	
4,6-Dinitro-2-methylphenol	20.0	15.9	80	28-112	
2,4-Dinitrophenol	20.0	12.3	61	17-112	
2,4-Dinitrotoluene	20.0	17.9	90	52-123	
2,6-Dinitrotoluene	20.0	18.3	91	52-119	
Di-n-octyl phthalate	20.0	17.1	86	44-128	
Fluoranthene	20.0	17.0	85	54-122	
Fluorene	20.0	16.1	80	47-112	
Hexachlorobenzene	20.0	16.1	81	51-112	
Hexachlorobutadiene	20.0	15.4	77	13-110	

Column to be used to flag recovery and RPD values

FORM III 8270D

FORM III
GC/MS SEMI VOA LAB CONTROL SAMPLE RECOVERY

Lab Name: TestAmerica North Canton Job No.: 240-1564-1

SDG No.:

Matrix: Water Level: Low Lab File ID: 0715105.D

Lab ID: LCS 240-6852/11-A Client ID:

COMPOUND	SPIKE ADDED (ug/L)	LCS CONCENTRATION (ug/L)	LCS % REC	QC LIMITS REC	#
Hexachlorocyclopentadiene	20.0	8.10 J	41	10-110	
Hexachloroethane	20.0	16.4	82	12-110	
Indeno[1,2,3-cd]pyrene	20.0	18.1	91	46-121	
Isophorone	20.0	17.7	89	44-128	
2-Methylnaphthalene	20.0	19.8	99	35-110	
2-Methylphenol	20.0	18.0	90	30-110	
1,4-Dioxane	20.0	14.0	70	10-110	
3 & 4 Methylphenol	40.0	34.2	86	32-110	
Naphthalene	20.0	16.8	84	31-110	
2-Nitroaniline	20.0	17.8	89	43-130	
3-Nitroaniline	20.0	15.9	80	45-116	
4-Nitroaniline	20.0	15.7	78	45-120	
Nitrobenzene	20.0	18.4	92	37-115	
2-Nitrophenol	20.0	17.9	89	29-110	
4-Nitrophenol	20.0	18.7	94	12-130	
N-Nitrosodi-n-propylamine	20.0	17.4	87	37-121	
N-Nitrosodiphenylamine	20.0	16.1	80	53-113	
2,2'-oxybis[1-chloropropane]	20.0	19.0	95	25-128	
Pentachlorophenol	20.0	14.0	70	26-110	
Phenanthrene	20.0	16.5	82	52-114	
Phenol	20.0	18.7	94	14-112	
Pyrene	20.0	16.9	84	55-120	
2,4,5-Trichlorophenol	20.0	17.3	87	39-110	
2,4,6-Trichlorophenol	20.0	16.3	81	35-110	
N-Nitrosodimethylamine	20.0	16.6	83	10-130	

Column to be used to flag recovery and RPD values

FORM III 8270D

FORM III
GC/MS SEMI VOA LAB CONTROL SAMPLE RECOVERY

Lab Name: TestAmerica North Canton Job No.: 240-1564-1

SDG No.:

Matrix: Water Level: Low Lab File ID: 0716105.D

Lab ID: LCS 240-6973/2-A Client ID:

COMPOUND	SPIKE ADDED (ug/L)	LCS CONCENTRATION (ug/L)	LCS % REC	QC LIMITS REC	#
Acenaphthene	20.0	12.7	64	40-110	
Acenaphthylene	20.0	12.8	64	43-110	
Acetophenone	20.0	13.9	70	50-130	
Anthracene	20.0	12.5	63	54-114	
Atrazine	20.0	12.8	64	50-130	
Benzaldehyde	20.0	17.0	85	10-130	
Benzo[a]anthracene	20.0	11.5	58	55-115	
Benzo[a]pyrene	20.0	9.92	50	43-116	
Benzo[b]fluoranthene	20.0	10.8	54	43-122	
Benzo[g,h,i]perylene	20.0	11.8	59	45-120	
Benzo[k]fluoranthene	20.0	13.3	67	43-124	
1,1'-Biphenyl	20.0	12.6	63	50-130	
Bis(2-chloroethoxy)methane	20.0	13.3	66	39-110	
Bis(2-chloroethyl)ether	20.0	13.3	67	34-113	
Bis(2-ethylhexyl) phthalate	20.0	12.3	61	36-163	
4-Bromophenyl phenyl ether	20.0	11.7	58	51-114	
Butyl benzyl phthalate	20.0	13.7	68	53-126	
Caprolactam	20.0	12.5	62	50-130	
Carbazole	20.0	12.6	63	53-120	
4-Chloroaniline	20.0	11.3	57	10-110	
4-Chloro-3-methylphenol	20.0	12.8	64	39-110	
2-Chloronaphthalene	20.0	12.3	62	39-110	
2-Chlorophenol	20.0	12.3	62	27-110	
4-Chlorophenyl phenyl ether	20.0	12.2	61	50-115	
Chrysene	20.0	12.4	62	55-115	
Dibenzo(a,h)anthracene	20.0	11.6	58	46-122	
Dibenzofuran	20.0	12.5	63	46-111	
3,3'-Dichlorobenzidine	20.0	7.54	38	19-110	
2,4-Dichlorophenol	20.0	11.8	59	33-110	
Diethyl phthalate	20.0	12.8	64	33-134	
2,4-Dimethylphenol	20.0	8.92	45	12-110	
Dimethyl phthalate	20.0	12.7	63	15-143	
Di-n-butyl phthalate	20.0	13.8	69	55-122	
4,6-Dinitro-2-methylphenol	20.0	10.7	54	28-112	
2,4-Dinitrophenol	20.0	6.82	34	17-112	
2,4-Dinitrotoluene	20.0	13.0	65	52-123	
2,6-Dinitrotoluene	20.0	13.1	66	52-119	
Di-n-octyl phthalate	20.0	11.5	57	44-128	
Fluoranthene	20.0	12.7	63	54-122	
Fluorene	20.0	12.6	63	47-112	
Hexachlorobenzene	20.0	11.1	56	51-112	
Hexachlorobutadiene	20.0	10.6	53	13-110	

Column to be used to flag recovery and RPD values

FORM III 8270D

FORM III
GC/MS SEMI VOA LAB CONTROL SAMPLE RECOVERY

Lab Name: TestAmerica North Canton Job No.: 240-1564-1

SDG No.:

Matrix: Water Level: Low Lab File ID: 0716105.D

Lab ID: LCS 240-6973/2-A Client ID:

COMPOUND	SPIKE ADDED (ug/L)	LCS CONCENTRATION (ug/L)	LCS % REC	QC LIMITS REC	#
Hexachlorocyclopentadiene	20.0	6.02 J	30	10-110	
Hexachloroethane	20.0	12.1	60	12-110	
Indeno[1,2,3-cd]pyrene	20.0	11.6	58	46-121	
Isophorone	20.0	13.0	65	44-128	
2-Methylnaphthalene	20.0	14.8	74	35-110	
2-Methylphenol	20.0	12.3	61	30-110	
1,4-Dioxane	20.0	10.7	53	10-110	
3 & 4 Methylphenol	40.0	25.0	63	32-110	
Naphthalene	20.0	12.4	62	31-110	
2-Nitroaniline	20.0	13.2	66	43-130	
3-Nitroaniline	20.0	11.8	59	45-116	
4-Nitroaniline	20.0	12.3	62	45-120	
Nitrobenzene	20.0	13.8	69	37-115	
2-Nitrophenol	20.0	13.2	66	29-110	
4-Nitrophenol	20.0	11.1	56	12-130	
N-Nitrosodi-n-propylamine	20.0	13.4	67	37-121	
N-Nitrosodiphenylamine	20.0	12.0	60	53-113	
2,2'-oxybis[1-chloropropane]	20.0	14.6	73	25-128	
Pentachlorophenol	20.0	7.08	35	26-110	
Phenanthrene	20.0	12.3	61	52-114	
Phenol	20.0	12.7	63	14-112	
Pyrene	20.0	12.6	63	55-120	
2,4,5-Trichlorophenol	20.0	10.9	55	39-110	
2,4,6-Trichlorophenol	20.0	11.0	55	35-110	
N-Nitrosodimethylamine	20.0	12.8	64	10-130	

Column to be used to flag recovery and RPD values

FORM III 8270D

FORM IV
GC/MS SEMI VOA METHOD BLANK SUMMARY

Lab Name: TestAmerica North Canton
Job No.: 240-1564-1
SDG No.:
Lab File ID: 0715104.D
Lab Sample ID: MB 240-6852/10-A
Matrix: Water
Date Extracted: 07/01/2011 09:45
Instrument ID: A4AG2
Date Analyzed: 07/15/2011 09:38
Level:(Low/Med) Low

THIS METHOD BLANK APPLIES TO THE FOLLOWING SAMPLES:

CLIENT SAMPLE ID	LAB SAMPLE ID	LAB FILE ID	DATE ANALYZED
	LCS 240-6852/11-A	0715105.D	07/15/2011 09:55
MSA-MW38S-062911	240-1591-1	0716116.D	07/16/2011 14:49
MSA-MW30I-062911	240-1591-2	0721117.D	07/21/2011 17:06

FORM I
GC/MS SEMI VOA ORGANICS ANALYSIS DATA SHEET

Lab Name: TestAmerica North Canton | Job No.: 240-1564-1

SDG No.:

Client Sample ID: | Lab Sample ID: MB 240-6852/10-A

Matrix: Water | Lab File ID: 0715104.D

Analysis Method: 8270D | Date Collected:

Extract. Method: 3510C | Date Extracted: 07/01/2011 09:45

Sample wt/vol: 1000(mL) | Date Analyzed: 07/15/2011 09:38

Con. Extract Vol.: 2(mL) | Dilution Factor: 1

Injection Volume: 1(uL) | Level: (low/med) Low

% Moisture: | GPC Cleanup:(Y/N) N

Analysis Batch No.: 8531 | Units: ug/L

CAS NO.	COMPOUND NAME	RESULT	Q	RL	MDL
83-32-9	Acenaphthene	0.20	U	0.20	0.10
208-96-8	Acenaphthylene	0.20	U	0.20	0.10
98-86-2	Acetophenone	1.0	U	1.0	0.34
120-12-7	Anthracene	0.20	U	0.20	0.10
1912-24-9	Atrazine	1.0	U	1.0	0.34
100-52-7	Benzaldehyde	1.0	U	1.0	0.39
56-55-3	Benzo[a]anthracene	0.20	U	0.20	0.10
50-32-8	Benzo[a]pyrene	0.20	U	0.20	0.10
205-99-2	Benzo[b]fluoranthene	0.20	U	0.20	0.10
191-24-2	Benzo[g,h,i]perylene	0.20	U	0.20	0.10
207-08-9	Benzo[k]fluoranthene	0.20	U	0.20	0.10
92-52-4	1,1'-Biphenyl	1.0	U	1.0	0.80
111-91-1	Bis(2-chloroethoxy)methane	1.0	U	1.0	0.32
111-44-4	Bis(2-chloroethyl)ether	1.0	U	1.0	0.10
117-81-7	Bis(2-ethylhexyl) phthalate	2.0	U	2.0	0.80
101-55-3	4-Bromophenyl phenyl ether	2.0	U	2.0	0.80
85-68-7	Butyl benzyl phthalate	1.0	U	1.0	0.80
105-60-2	Caprolactam	5.0	U	5.0	0.80
86-74-8	Carbazole	1.0	U	1.0	0.28
106-47-8	4-Chloroaniline	2.0	U	2.0	0.80
59-50-7	4-Chloro-3-methylphenol	2.0	U	2.0	0.80
91-58-7	2-Chloronaphthalene	1.0	U	1.0	0.10
95-57-8	2-Chlorophenol	1.0	U	1.0	0.29
7005-72-3	4-Chlorophenyl phenyl ether	2.0	U	2.0	0.30
218-01-9	Chrysene	0.20	U	0.20	0.10
53-70-3	Dibenzo(a,h)anthracene	0.20	U	0.20	0.10
132-64-9	Dibenzofuran	1.0	U	1.0	0.10
91-94-1	3,3'-Dichlorobenzidine	5.0	U	5.0	0.37
120-83-2	2,4-Dichlorophenol	2.0	U	2.0	0.80
84-66-2	Diethyl phthalate	1.0	U	1.0	0.60
105-67-9	2,4-Dimethylphenol	2.0	U	2.0	0.80
131-11-3	Dimethyl phthalate	1.0	U	1.0	0.29
84-74-2	Di-n-butyl phthalate	1.0	U	1.0	0.67
534-52-1	4,6-Dinitro-2-methylphenol	5.0	U	5.0	2.4

FORM I
GC/MS SEMI VOA ORGANICS ANALYSIS DATA SHEET

Lab Name: TestAmerica North Canton
Job No.: 240-1564-1
SDG No.:
Client Sample ID:
Lab Sample ID: MB 240-6852/10-A
Matrix: Water
Lab File ID: 0715104.D
Analysis Method: 8270D
Date Collected:
Extract. Method: 3510C
Date Extracted: 07/01/2011 09:45
Sample wt/vol: 1000(mL)
Date Analyzed: 07/15/2011 09:38
Con. Extract Vol.: 2(mL)
Dilution Factor: 1
Injection Volume: 1(uL)
Level: (low/med) Low
% Moisture:
GPC Cleanup:(Y/N) N
Analysis Batch No.: 8531
Units: ug/L

CAS NO.	COMPOUND NAME	RESULT	Q	RL	MDL
51-28-5	2,4-Dinitrophenol	5.0	U	5.0	2.4
121-14-2	2,4-Dinitrotoluene	5.0	U	5.0	0.27
606-20-2	2,6-Dinitrotoluene	5.0	U	5.0	0.80
117-84-0	Di-n-octyl phthalate	1.0	U	1.0	0.80
206-44-0	Fluoranthene	0.20	U	0.20	0.10
86-73-7	Fluorene	0.20	U	0.20	0.10
118-74-1	Hexachlorobenzene	0.20	U	0.20	0.10
87-68-3	Hexachlorobutadiene	1.0	U	1.0	0.27
77-47-4	Hexachlorocyclopentadiene	10	U	10	0.80
67-72-1	Hexachloroethane	1.0	U	1.0	0.80
193-39-5	Indeno[1,2,3-cd]pyrene	0.20	U	0.20	0.10
78-59-1	Isophorone	1.0	U	1.0	0.27
91-57-6	2-Methylnaphthalene	0.20	U	0.20	0.10
95-48-7	2-Methylphenol	1.0	U	1.0	0.80
123-91-1	1,4-Dioxane	1.0	U	1.0	0.49
15831-10-4	3 & 4 Methylphenol	2.0	U	2.0	0.75
91-20-3	Naphthalene	0.20	U	0.20	0.10
88-74-4	2-Nitroaniline	2.0	U	2.0	0.80
99-09-2	3-Nitroaniline	2.0	U	2.0	0.28
100-01-6	4-Nitroaniline	2.0	U	2.0	0.80
98-95-3	Nitrobenzene	1.0	U	1.0	0.040
88-75-5	2-Nitrophenol	2.0	U	2.0	0.28
100-02-7	4-Nitrophenol	5.0	U	5.0	2.4
621-64-7	N-Nitrosodi-n-propylamine	1.0	U	1.0	0.80
86-30-6	N-Nitrosodiphenylamine	1.0	U	1.0	0.31
108-60-1	2,2'-oxybis[1-chloropropane]	1.0	U	1.0	0.40
87-86-5	Pentachlorophenol	5.0	U	5.0	2.4
85-01-8	Phenanthrene	0.20	U	0.20	0.10
108-95-2	Phenol	1.0	U	1.0	0.60
129-00-0	Pyrene	0.20	U	0.20	0.10
95-95-4	2,4,5-Trichlorophenol	5.0	U	5.0	0.30
88-06-2	2,4,6-Trichlorophenol	5.0	U	5.0	0.80
62-75-9	N-Nitrosodimethylamine	1.0	U	1.0	0.31

FORM I
GC/MS SEMI VOA ORGANICS ANALYSIS DATA SHEET

Lab Name: TestAmerica North Canton | Job No.: 240-1564-1

SDG No.:

Client Sample ID: | Lab Sample ID: MB 240-6852/10-A

Matrix: Water | Lab File ID: 0715104.D

Analysis Method: 8270D | Date Collected:

Extract. Method: 3510C | Date Extracted: 07/01/2011 09:45

Sample wt/vol: 1000(mL) | Date Analyzed: 07/15/2011 09:38

Con. Extract Vol.: 2(mL) | Dilution Factor: 1

Injection Volume: 1(uL) | Level: (low/med) Low

% Moisture: | GPC Cleanup:(Y/N) N

Analysis Batch No.: 8531 | Units: ug/L

CAS NO.	SURROGATE	%REC	Q	LIMITS
321-60-8	2-Fluorobiphenyl (Surr)	58		28-110
367-12-4	2-Fluorophenol (Surr)	62		10-110
4165-60-0	Nitrobenzene-d5 (Surr)	60		27-111
4165-62-2	Phenol-d5 (Surr)	65		10-110
1718-51-0	Terphenyl-d14 (Surr)	76		37-119
118-79-6	2,4,6-Tribromophenol (Surr)	55		22-120

FORM IV
GC/MS SEMI VOA METHOD BLANK SUMMARY

Lab Name: TestAmerica North Canton | Job No.: 240-1564-1

SDG No.:

Lab File ID: 0716104.D | Lab Sample ID: MB 240-6973/1-A

Matrix: Water | Date Extracted: 07/02/2011 07:21

Instrument ID: A4AG2 | Date Analyzed: 07/16/2011 11:29

Level:(Low/Med) Low

THIS METHOD BLANK APPLIES TO THE FOLLOWING SAMPLES:

CLIENT SAMPLE ID	LAB SAMPLE ID	LAB FILE ID	DATE ANALYZED
	LCS 240-6973/2-A	0716105.D	07/16/2011 11:45
MSA-MW-39S-062811	240-1564-1	0716129.D	07/17/2011 16:16
MSA-MW-35S-062811	240-1564-2	0716130.D	07/17/2011 16:32
MSA-MW-37S-062811	240-1564-3	0716131.D	07/17/2011 16:49

FORM I
GC/MS SEMI VOA ORGANICS ANALYSIS DATA SHEET

Lab Name: TestAmerica North Canton | Job No.: 240-1564-1

SDG No.:

Client Sample ID: | Lab Sample ID: MB 240-6973/1-A

Matrix: Water | Lab File ID: 0716104.D

Analysis Method: 8270D | Date Collected:

Extract. Method: 3510C | Date Extracted: 07/02/2011 07:21

Sample wt/vol: 1000(mL) | Date Analyzed: 07/16/2011 11:29

Con. Extract Vol.: 2(mL) | Dilution Factor: 1

Injection Volume: 1(uL) | Level: (low/med) Low

% Moisture: | GPC Cleanup:(Y/N) N

Analysis Batch No.: 8657 | Units: ug/L

CAS NO.	COMPOUND NAME	RESULT	Q	RL	MDL
83-32-9	Acenaphthene	0.20	U	0.20	0.10
208-96-8	Acenaphthylene	0.20	U	0.20	0.10
98-86-2	Acetophenone	1.0	U	1.0	0.34
120-12-7	Anthracene	0.20	U	0.20	0.10
1912-24-9	Atrazine	1.0	U	1.0	0.34
100-52-7	Benzaldehyde	1.0	U	1.0	0.39
56-55-3	Benzo[a]anthracene	0.20	U	0.20	0.10
50-32-8	Benzo[a]pyrene	0.20	U	0.20	0.10
205-99-2	Benzo[b]fluoranthene	0.20	U	0.20	0.10
191-24-2	Benzo[g,h,i]perylene	0.20	U	0.20	0.10
207-08-9	Benzo[k]fluoranthene	0.20	U	0.20	0.10
92-52-4	1,1'-Biphenyl	1.0	U	1.0	0.80
111-91-1	Bis(2-chloroethoxy)methane	1.0	U	1.0	0.32
111-44-4	Bis(2-chloroethyl)ether	1.0	U	1.0	0.10
117-81-7	Bis(2-ethylhexyl) phthalate	2.0	U	2.0	0.80
101-55-3	4-Bromophenyl phenyl ether	2.0	U	2.0	0.80
85-68-7	Butyl benzyl phthalate	1.0	U	1.0	0.80
105-60-2	Caprolactam	5.0	U	5.0	0.80
86-74-8	Carbazole	1.0	U	1.0	0.28
106-47-8	4-Chloroaniline	2.0	U	2.0	0.80
59-50-7	4-Chloro-3-methylphenol	2.0	U	2.0	0.80
91-58-7	2-Chloronaphthalene	1.0	U	1.0	0.10
95-57-8	2-Chlorophenol	1.0	U	1.0	0.29
7005-72-3	4-Chlorophenyl phenyl ether	2.0	U	2.0	0.30
218-01-9	Chrysene	0.20	U	0.20	0.10
53-70-3	Dibenzo(a,h)anthracene	0.20	U	0.20	0.10
132-64-9	Dibenzofuran	1.0	U	1.0	0.10
91-94-1	3,3'-Dichlorobenzidine	5.0	U	5.0	0.37
120-83-2	2,4-Dichlorophenol	2.0	U	2.0	0.80
84-66-2	Diethyl phthalate	1.0	U	1.0	0.60
105-67-9	2,4-Dimethylphenol	2.0	U	2.0	0.80
131-11-3	Dimethyl phthalate	1.0	U	1.0	0.29
84-74-2	Di-n-butyl phthalate	1.0	U	1.0	0.67
534-52-1	4,6-Dinitro-2-methylphenol	5.0	U	5.0	2.4

FORM I
GC/MS SEMI VOA ORGANICS ANALYSIS DATA SHEET

Lab Name: TestAmerica North Canton | Job No.: 240-1564-1

SDG No.:

Client Sample ID: | Lab Sample ID: MB 240-6973/1-A

Matrix: Water | Lab File ID: 0716104.D

Analysis Method: 8270D | Date Collected:

Extract. Method: 3510C | Date Extracted: 07/02/2011 07:21

Sample wt/vol: 1000(mL) | Date Analyzed: 07/16/2011 11:29

Con. Extract Vol.: 2(mL) | Dilution Factor: 1

Injection Volume: 1(uL) | Level: (low/med) Low

% Moisture: | GPC Cleanup:(Y/N) N

Analysis Batch No.: 8657 | Units: ug/L

CAS NO.	COMPOUND NAME	RESULT	Q	RL	MDL
51-28-5	2,4-Dinitrophenol	5.0	U	5.0	2.4
121-14-2	2,4-Dinitrotoluene	5.0	U	5.0	0.27
606-20-2	2,6-Dinitrotoluene	5.0	U	5.0	0.80
117-84-0	Di-n-octyl phthalate	1.0	U	1.0	0.80
206-44-0	Fluoranthene	0.20	U	0.20	0.10
86-73-7	Fluorene	0.20	U	0.20	0.10
118-74-1	Hexachlorobenzene	0.20	U	0.20	0.10
87-68-3	Hexachlorobutadiene	1.0	U	1.0	0.27
77-47-4	Hexachlorocyclopentadiene	10	U	10	0.80
67-72-1	Hexachloroethane	1.0	U	1.0	0.80
193-39-5	Indeno[1,2,3-cd]pyrene	0.20	U	0.20	0.10
78-59-1	Isophorone	1.0	U	1.0	0.27
91-57-6	2-Methylnaphthalene	0.20	U	0.20	0.10
95-48-7	2-Methylphenol	1.0	U	1.0	0.80
123-91-1	1,4-Dioxane	1.0	U	1.0	0.49
15831-10-4	3 & 4 Methylphenol	2.0	U	2.0	0.75
91-20-3	Naphthalene	0.20	U	0.20	0.10
88-74-4	2-Nitroaniline	2.0	U	2.0	0.80
99-09-2	3-Nitroaniline	2.0	U	2.0	0.28
100-01-6	4-Nitroaniline	2.0	U	2.0	0.80
98-95-3	Nitrobenzene	1.0	U	1.0	0.040
88-75-5	2-Nitrophenol	2.0	U	2.0	0.28
100-02-7	4-Nitrophenol	5.0	U	5.0	2.4
621-64-7	N-Nitrosodi-n-propylamine	1.0	U	1.0	0.80
86-30-6	N-Nitrosodiphenylamine	1.0	U	1.0	0.31
108-60-1	2,2'-oxybis[1-chloropropane]	1.0	U	1.0	0.40
87-86-5	Pentachlorophenol	5.0	U	5.0	2.4
85-01-8	Phenanthrene	0.20	U	0.20	0.10
108-95-2	Phenol	1.0	U	1.0	0.60
129-00-0	Pyrene	0.20	U	0.20	0.10
95-95-4	2,4,5-Trichlorophenol	5.0	U	5.0	0.30
88-06-2	2,4,6-Trichlorophenol	5.0	U	5.0	0.80
62-75-9	N-Nitrosodimethylamine	1.0	U	1.0	0.31

FORM I
GC/MS SEMI VOA ORGANICS ANALYSIS DATA SHEET

Lab Name: TestAmerica North Canton	Job No.: 240-1564-1
SDG No.:	
Client Sample ID:	Lab Sample ID: MB 240-6973/1-A
Matrix: Water	Lab File ID: 0716104.D
Analysis Method: 8270D	Date Collected:
Extract. Method: 3510C	Date Extracted: 07/02/2011 07:21
Sample wt/vol: 1000(mL)	Date Analyzed: 07/16/2011 11:29
Con. Extract Vol.: 2(mL)	Dilution Factor: 1
Injection Volume: 1(uL)	Level: (low/med) Low
% Moisture:	GPC Cleanup:(Y/N) N
Analysis Batch No.: 8657	Units: ug/L

CAS NO.	SURROGATE	%REC	Q	LIMITS
321-60-8	2-Fluorobiphenyl (Surr)	51		28-110
367-12-4	2-Fluorophenol (Surr)	52		10-110
4165-60-0	Nitrobenzene-d5 (Surr)	53		27-111
4165-62-2	Phenol-d5 (Surr)	56		10-110
1718-51-0	Terphenyl-d14 (Surr)	61		37-119
118-79-6	2,4,6-Tribromophenol (Surr)	41		22-120

FORM V
GC/MS SEMI VOA INSTRUMENT PERFORMANCE CHECK
DECAFLUOROTRIPHENYLPHOSPHINE (DFTPP)

Lab Name: TestAmerica North Canton Job No.: 240-1564-1

SDG No.:

Lab File ID: 0711101B.D DFTPP Injection Date: 07/11/2011

Instrument ID: A4AG2 DFTPP Injection Time: 16:55

Analysis Batch No.: 7975

M/E	ION ABUNDANCE CRITERIA	% RELATIVE ABUNDANCE	
51	30.0- 80.0% of mass 198	31.7	
68	Less than 2.0% of mass 69	0.0	(0.0)1
69	Mass 69 relative abundance	33.7	
70	Less than 2.0% of mass 69	0.1	(0.3)1
127	25.0 - 75.0% of mass 198	48.1	
197	Less than 1.0% of mass 198	0.0	
198	Base Peak, 100% relative abundance	100.0	
199	5.0 to 9.0% of mass 198	6.7	
275	10.0- 30.0% of mass 198	26.4	
365	Greater than 0.75% of mass 198	3.6	
441	Present, but less than mass 443	10.7	
442	40.0 - 110.0% of mass 198	74.9	
443	15.0 - 24.0% of mass 442	14.9	(19.8)2

1-Value is % mass 69 2-Value is % mass 442

THIS CHECK APPLIES TO THE FOLLOWING SAMPLES, MS, MSD, BLANKS AND STANDARDS:

CLIENT SAMPLE ID	LAB SAMPLE ID	LAB FILE ID	DATE ANALYZED	TIME ANALYZED
	STD9 240-7975/4	0711102.D	07/11/2011	17:12
	STD8 240-7975/5	0711103.D	07/11/2011	17:29
	STD7 240-7975/6	0711104.D	07/11/2011	17:46
	STD6 240-7975/7	0711105.D	07/11/2011	18:02
	STD5 240-7975/8	0711106.D	07/11/2011	18:19
	STD4 240-7975/9	0711107.D	07/11/2011	18:36
	STD3 240-7975/10	0711108.D	07/11/2011	18:53
	STD2 240-7975/11	0711109.D	07/11/2011	19:10
	STD1 240-7975/12	0711110.D	07/11/2011	19:27
	ICV 240-7975/13	0711111.D	07/11/2011	19:44

FORM VI
GC/MS SEMI VOA INITIAL CALIBRATION DATA
INTERNAL STANDARD CURVE EVALUTION

Lab Name: TestAmerica North Canton Job No.: 240-1564-1 Analy Batch No.: 7975

SDG No.:

Instrument ID: A4AG2 GC Column: RXI-5SILMS ID: 0.45(mm) Heated Purge: (Y/N) N

Calibration Start Date: 07/11/2011 17:12 Calibration End Date: 07/11/2011 19:27 Calibration ID: 2265

Calibration Files:

LEVEL:	LAB SAMPLE ID:	LAB FILE ID:
Level 1	STD1 240-7975/12	0711110.D
Level 2	STD2 240-7975/11	0711109.D
Level 3	STD3 240-7975/10	0711108.D
Level 4	STD4 240-7975/9	0711107.D
Level 5	STD5 240-7975/8	0711106.D
Level 6	STD6 240-7975/7	0711105.D
Level 7	STD7 240-7975/6	0711104.D
Level 8	STD8 240-7975/5	0711103.D
Level 9	STD9 240-7975/4	0711102.D

ANALYTE	RRF					CURVE TYPE	COEFFICIENT			#	MIN RRF	%RSD	#	MAX %RSD	R^2 OR COD	#	MIN R^2 OR COD
	LVL 1 LVL 6	LVL 2 LVL 7	LVL 3 LVL 8	LVL 4 LVL 9	LVL 5		B	M1	M2								
1,4-Dioxane	0.5025	0.5153 0.4759	0.5192 0.4361	0.5266 0.4896	0.4922	Ave		0.4947				5.9		20.0			
N-Nitrosodimethylamine	0.8212	0.8490 0.7829	0.8574 0.7501	0.8677 0.8182	0.7700	Ave		0.8146				5.3		20.0			
Pyridine	1.3615	1.3810 1.2778	1.3731 1.2615	1.3797 1.3626	1.3068	Ave		1.3380				3.6		20.0			
Ethyl methacrylate	1.0505	1.1489 0.9696	1.1331 0.9377	1.1253 0.9972	1.0275	Ave		1.0487				7.6		20.0			
3-Chloropropionitrile	0.6771	0.7339 0.6308	0.7206 0.6352	0.7426 0.6823	0.6588	Ave		0.6851				6.3		20.0			
Malononitrile	1.4529	1.5089 1.3117	1.5259 1.3205	1.5503 1.3434	1.3797	Ave		1.4242				6.8		20.0			
Benzaldehyde	0.7425	1.1316 0.7006	1.1336 0.6004	1.1066 0.3159	0.9820	Ave		0.8391			0.0100	36.0	*	20.0			
Phenol	1.6159	1.6079 1.5634	1.6693 1.5388	1.6803 1.5975	1.5907	Ave		1.6080			0.8000	3.0		20.0			
Aniline	2.1244	2.1426 2.2116	2.1456 2.2903	2.2964 2.4492	2.1072	Ave		2.2209				5.3		20.0			
Bis(2-chloroethyl)ether	1.4848	1.4877 1.2769	1.5153 1.1675	1.3611 1.2281	1.3358	Ave		1.3572			0.7000	9.6		20.0			
2-Chlorophenol	1.3620	1.3989 1.3348	1.4059 1.2973	1.4259 1.3049	1.3620	Ave		1.3615			0.8000	3.5		20.0			
1,3-Dichlorobenzene	1.4273	1.4937 1.4013	1.4848 1.3575	1.5056 1.4048	1.4152	Ave		1.4363				3.7		20.0			
1,4-Dichlorobenzene	1.4768	1.5749 1.4455	1.5175 1.4034	1.5581 1.4487	1.4709	Ave		1.4870				4.0		20.0			

Note: The m1 coefficient is the same as Ave RRF for an Ave curve type.

FORM VI
GC/MS SEMI VOA INITIAL CALIBRATION DATA
INTERNAL STANDARD CURVE EVALUTION

Lab Name: TestAmerica North Canton Job No.: 240-1564-1 Analy Batch No.: 7975

SDG No.:

Instrument ID: A4AG2 GC Column: RXI-5SILMS ID: 0.45(mm) Heated Purge: (Y/N) N

Calibration Start Date: 07/11/2011 17:12 Calibration End Date: 07/11/2011 19:27 Calibration ID: 2265

ANALYTE	RRF					CURVE TYPE	COEFFICIENT			#	MIN RRF	%RSD	#	MAX %RSD	R^2 OR COD	#	MIN R^2 OR COD
	LVL 1 LVL 6	LVL 2 LVL 7	LVL 3 LVL 8	LVL 4 LVL 9	LVL 5		B	M1	M2								
Benzyl alcohol		0.7977	0.8178	0.8730	0.8449	Ave		0.8485				3.4		20.0			
	0.8718	0.8567	0.8472	0.8789													
1,2-Dichlorobenzene		1.3937	1.4108	1.4491	1.3439	Ave		1.3430				5.5		20.0			
	1.3362	1.3173	1.2549	1.2383													
2-Methylphenol		1.2720	1.2182	1.2887	1.2243	Ave		1.2289			0.7000	3.0		20.0			
	1.2368	1.2082	1.1747	1.2087													
2,2'-oxybis[1-chloropropane]		1.7062	1.7336	1.7329	1.6251	Ave		1.6078				7.1		20.0			
	1.5775	1.5773	1.4616	1.4483													
Benzoic acid		+++++	0.0932	0.1718	0.1971	Qua	-0.376	0.2407	0.0011						0.9990		0.9900
	0.2346	0.2632	0.2785	0.2831													
3 & 4 Methylphenol		1.2660	1.2891	1.3151	1.2756	Ave		1.2841				1.7		20.0			
	1.3061	1.3029	1.2550	1.2629													
N-Nitrosodi-n-propylamine		0.9984	1.0131	1.0148	0.9645	Ave		0.9434			0.5000	7.1		20.0			
	0.9250	0.9322	0.8562	0.8435													
Acetophenone		1.8164	1.8297	1.8676	1.7554	Ave		1.7505			0.0100	4.9		20.0			
	1.7248	1.7344	1.6352	1.6408													
Hexachloroethane		0.5323	0.5280	0.5412	0.5191	Ave		0.5182			0.3000	3.2		20.0			
	0.5176	0.5134	0.4875	0.5069													
Nitrobenzene		0.3662	0.3557	0.3691	0.3438	Ave		0.3478			0.2000	4.2		20.0			
	0.3404	0.3343	0.3281	0.3451													
Isophorone		0.6933	0.6886	0.7077	0.6829	Ave		0.6749			0.4000	3.5		20.0			
	0.6585	0.6663	0.6316	0.6702													
2,4-Dimethylphenol		0.3609	0.3594	0.3678	0.3509	Ave		0.3413			0.2000	6.8		20.0			
	0.3465	0.3219	0.3039	0.3191													
2-Nitrophenol		0.1874	0.1948	0.2064	0.1972	Ave		0.1899			0.1000	5.3		20.0			
	0.1923	0.1871	0.1755	0.1780													
1,3,5-Trichlorobenzene		0.3093	0.3026	0.3135	0.2920	Ave		0.2943				4.4		20.0			
	0.2896	0.2871	0.2776	0.2827													
Bis(2-chloroethoxy)methane		0.4053	0.4034	0.4092	0.3946	Ave		0.3861			0.3000	5.2		20.0			
	0.3728	0.3804	0.3541	0.3688													
2,4-Dichlorophenol		0.2549	0.2741	0.2908	0.2825	Ave		0.2803			0.2000	4.4		20.0			
	0.2843	0.2835	0.2772	0.2953													
1,2,4-Trichlorobenzene		0.2961	0.2959	0.3067	0.2921	Ave		0.2930				2.8		20.0			
	0.2883	0.2861	0.2805	0.2987													
Naphthalene	1.2871	1.1093	1.1110	1.1302	1.0631	Ave		1.0862			0.7000	8.3		20.0			
	1.0564	1.0243	0.9845	1.0095													
4-Chloroaniline		0.4543	0.4614	0.4941	0.4756	Ave		0.4467			0.0100	8.1		20.0			
	0.3950	0.4470	0.4546	0.3917													
Hexachlorobutadiene		0.1385	0.1375	0.1461	0.1380	Ave		0.1395			0.0100	2.5		20.0			
	0.1366	0.1407	0.1355	0.1427													

Note: The m1 coefficient is the same as Ave RRF for an Ave curve type.

FORM VI
GC/MS SEMI VOA INITIAL CALIBRATION DATA
INTERNAL STANDARD CURVE EVALUTION

Lab Name: TestAmerica North Canton Job No.: 240-1564-1 Analy Batch No.: 7975

SDG No.:

Instrument ID: A4AG2 GC Column: RXI-5SILMS ID: 0.45(mm) Heated Purge: (Y/N) N

Calibration Start Date: 07/11/2011 17:12 Calibration End Date: 07/11/2011 19:27 Calibration ID: 2265

ANALYTE	RRF					CURVE TYPE	COEFFICIENT			#	MIN RRF	%RSD	#	MAX %RSD	R^2 OR COD	#	MIN R^2 OR COD
	LVL 1 LVL 6	LVL 2 LVL 7	LVL 3 LVL 8	LVL 4 LVL 9	LVL 5		B	M1	M2								
1,2,3-Trichlorobenzene	0.2684	0.2828 0.2717	0.2816 0.2639	0.2891 0.2788	0.2742	Ave		0.2763				3.0		20.0			
Caprolactam	0.1211	0.1213 0.1259	0.1194 0.1231	0.1261 0.1277	0.1257	Ave		0.1238			0.0100	2.4		20.0			
4-Chloro-3-methylphenol	0.3027	0.2759 0.2999	0.2969 0.2874	0.3103 0.3045	0.3088	Ave		0.2983			0.2000	3.9		20.0			
2-Methylnaphthalene	0.7137 0.5778	0.6017 0.5833	0.6052 0.5475	0.6175 0.5749	0.5932	Ave		0.6016			0.4000	7.8		20.0			
2,4-Dinitrophenol	0.2251	+++++ 0.2208	0.1230 0.2131	0.1588 0.2285	0.1986	Ave		0.1954			0.0100	20.0		20.0			
1-Methylnaphthalene	0.8363 0.6532	0.7053 0.6567	0.6887 0.6175	0.7152 0.6395	0.6767	Ave		0.6877				9.3		20.0			
4-Nitrophenol	0.1642	+++++ 0.1627	0.1292 0.1634	0.1437 0.1704	0.1510	Ave		0.1549				9.4		20.0			
1,2,3,5-Tetrachlorobenzene	0.4513	0.4554 0.4321	0.4547 0.4216	0.4609 0.4371	0.4478	Ave		0.4451				3.0		20.0			
Hexachlorocyclopentadiene	0.3048	0.2537 0.2972	0.2654 0.2902	0.2883 0.3053	0.2833	Ave		0.2860			0.0500	6.4		20.0			
2,4,6-Trichlorophenol	0.3446	0.3059 0.3344	0.3154 0.3270	0.3368 0.3566	0.3270	Ave		0.3310			0.2000	4.8		20.0			
2,4,5-Trichlorophenol	0.3452	0.3348 0.3400	0.3277 0.3513	0.3413 0.3876	0.3429	Ave		0.3464			0.2000	5.2		20.0			
2,4-Toluene diamine	0.2205	0.3330 0.1646	0.3339 0.1421	0.3080 0.0931	0.2801	Qua	0.0595	0.2918	-0.008						0.9920		0.9900
1,1'-Biphenyl	1.7027 1.4223	1.5204 1.3337	1.5229 1.2217	1.5355 1.2799	1.4696	Ave		1.4454			0.0100	10.0		20.0			
1,2,3,4 -Tetrachlorobenzene	0.4299	0.4350 0.4107	0.4396 0.3934	0.4481 0.4116	0.4243	Ave		0.4241				4.2		20.0			
2-Chloronaphthalene	1.2062 1.0839	1.0933 1.0549	1.1294 1.0261	1.1466 1.0731	1.0742	Ave		1.0986			0.8000	4.9		20.0			
2-Nitroaniline	0.3357	0.3416 0.3331	0.3534 0.3223	0.3557 0.3390	0.3386	Ave		0.3399			0.0100	3.2		20.0			
4,6-Dinitro-2-methylphenol	0.1479	+++++ 0.1453	0.1029 0.1489	0.1257 0.1587	0.1333	Ave		0.1375			0.0100	14.0		20.0			
Dimethyl phthalate	1.2519	1.2717 1.2798	1.2658 1.2369	1.3010 1.2860	1.2846	Ave		1.2722			0.0100	1.6		20.0			
2,6-Dinitrotoluene	0.2908	0.2562 0.2956	0.2710 0.2858	0.2865 0.2999	0.2863	Ave		0.2840				5.0		20.0			
1,2-Dinitrobenzene	0.1519	0.1308 0.1537	0.1424 0.1528	0.1518 0.1577	0.1519	Ave		0.1491				5.7		20.0			

Note: The m1 coefficient is the same as Ave RRF for an Ave curve type.

FORM VI
GC/MS SEMI VOA INITIAL CALIBRATION DATA
INTERNAL STANDARD CURVE EVALUTION

Lab Name: TestAmerica North Canton Job No.: 240-1564-1 Analy Batch No.: 7975

SDG No.:

Instrument ID: A4AG2 GC Column: RXI-5SILMS ID: 0.45(mm) Heated Purge: (Y/N) N

Calibration Start Date: 07/11/2011 17:12 Calibration End Date: 07/11/2011 19:27 Calibration ID: 2265

ANALYTE	RRF					CURVE TYPE	COEFFICIENT			#	MIN RRF	%RSD	#	MAX %RSD	R^2 OR COD	#	MIN R^2 OR COD
	LVL 1	LVL 2	LVL 3	LVL 4	LVL 5		B	M1	M2								
	LVL 6	LVL 7	LVL 8	LVL 9													
Acenaphthylene	2.0301	1.9103	1.9338	1.9547	1.8773	Ave		1.8897			0.9000	4.2		20.0			
	1.8814	1.8366	1.7541	1.8291													
3-Nitroaniline		0.3223	0.3522	0.3602	0.3496	Ave		0.3505			0.0100	3.7		20.0			
	0.3550	0.3529	0.3454	0.3666													
Acenaphthene	1.3771	1.1796	1.1960	1.2062	1.1444	Ave		1.1324			0.9000	11.0		20.0			
	1.1026	1.0395	0.9603	0.9859													
2,4-Dinitrotoluene		0.3402	0.3732	0.3927	0.3928	Ave		0.3833			0.2000	5.1		20.0			
	0.3851	0.3997	0.3834	0.3997													
Dibenzofuran	1.8435	1.6000	1.6240	1.6515	1.5804	Ave		1.6091			0.8000	6.1		20.0			
	1.5559	1.5646	1.5037	1.5579													
2,3,5,6-Tetrachlorophenol		0.2091	0.2115	0.2393	0.2431	Ave		0.2466				10.0		20.0			
	0.2582	0.2660	0.2670	0.2787													
Diethyl phthalate		1.3311	1.3274	1.3083	1.3185	Ave		1.2897			0.0100	3.1		20.0			
	1.2587	1.2941	1.2159	1.2636													
4-Chlorophenyl phenyl ether		0.5523	0.5623	0.5661	0.5599	Ave		0.5548			0.4000	1.9		20.0			
	0.5458	0.5649	0.5368	0.5506													
4-Nitroaniline		0.3542	0.3799	0.3873	0.3815	Ave		0.3668			0.0100	4.4		20.0			
	0.3734	0.3635	0.3476	0.3469													
Fluorene	1.4956	1.3625	1.3558	1.3779	1.3328	Ave		1.3192			0.9000	7.3		20.0			
	1.2979	1.2642	1.1816	1.2042													
N-Nitrosodiphenylamine		0.6275	0.6293	0.6441	0.6076	Ave		0.6141			0.0100	3.0		20.0			
	0.6055	0.6043	0.5842	0.6103													
1,2-Diphenylhydrazine(as Azobenzene)		0.8241	0.8456	0.8517	0.8127	Ave		0.8020				5.0		20.0			
	0.8011	0.7783	0.7365	0.7661													
Azobenzene		0.8249	0.8456	0.8515	0.8125	Ave		0.8020				5.0		20.0			
	0.8011	0.7779	0.7365	0.7661													
4-Bromophenyl phenyl ether		0.1804	0.1849	0.1873	0.1827	Ave		0.1850			0.1000	1.6		20.0			
	0.1840	0.1868	0.1840	0.1900													
Hexachlorobenzene	0.2244	0.1883	0.1886	0.1917	0.1846	Ave		0.1944			0.1000	6.3		20.0			
	0.1870	0.1917	0.1920	0.2016													
Atrazine		0.2009	0.2054	0.2137	0.2094	Ave		0.2011			0.0100	6.4		20.0			
	0.2079	0.1969	0.1719	0.2026													
Pentachlorophenol		0.0780	0.0923	0.1147	0.1299	Qua	-0.112	0.1449	0.0002		0.0500				1.0000		0.9900
	0.1415	0.1518	0.1496	0.1537													
Phenanthrene	1.4086	1.1888	1.1829	1.1958	1.1383	Ave		1.1770			0.7000	7.9		20.0			
	1.1352	1.1242	1.0906	1.1285													
Anthracene	1.3209	1.1469	1.1775	1.1983	1.1503	Ave		1.1683			0.7000	5.5		20.0			
	1.1542	1.1312	1.0929	1.1422													
Carbazole		1.1509	1.1656	1.1737	1.1207	Ave		1.1278			0.0100	2.9		20.0			
	1.1137	1.0977	1.0783	1.1223													

Note: The m1 coefficient is the same as Ave RRF for an Ave curve type.

FORM VI
GC/MS SEMI VOA INITIAL CALIBRATION DATA
INTERNAL STANDARD CURVE EVALUTION

Lab Name: TestAmerica North Canton Job No.: 240-1564-1 Analy Batch No.: 7975

SDG No.:

Instrument ID: A4AG2 GC Column: RXI-5SILMS ID: 0.45(mm) Heated Purge: (Y/N) N

Calibration Start Date: 07/11/2011 17:12 Calibration End Date: 07/11/2011 19:27 Calibration ID: 2265

ANALYTE	RRF					CURVE TYPE	COEFFICIENT			#	MIN RRF	%RSD	#	MAX %RSD	R^2 OR COD	#	MIN R^2 OR COD
	LVL 1 LVL 6	LVL 2 LVL 7	LVL 3 LVL 8	LVL 4 LVL 9	LVL 5		B	M1	M2								
Di-n-butyl phthalate	1.3422	1.3935 1.3709	1.3763 1.2231	1.4054 1.2438	1.3980	Ave		1.3442			0.0100	5.3		20.0			
Fluoranthene	1.3416 1.1201	1.1176 1.1100	1.1352 1.0636	1.1601 1.1171	1.1403	Ave		1.1451			0.6000	6.8		20.0			
Benzidine	0.7401	0.7768 0.7694	0.7849 0.7521	0.8249 0.7903	0.7870	Ave		0.7782				3.3		20.0			
Pyrene	1.3640 1.2296	1.2442 1.1886	1.2548 1.1621	1.2705 1.2182	1.2115	Ave		1.2382			0.6000	4.7		20.0			
Butyl benzyl phthalate	0.6084	0.5910 0.6201	0.5964 0.5787	0.6351 0.6118	0.6222	Ave		0.6080			0.0100	3.0		20.0			
3,3'-Dimethoxybenzidine	0.2908	0.2910 0.2730	0.2951 0.2504	0.3122 0.2809	0.2927	Ave		0.2858				6.4		20.0			
Bis(2-ethylhexyl) phthalate	0.8528	0.8555 0.8681	0.8596 0.7707	0.9119 0.7646	0.8987	Ave		0.8477			0.0100	6.3		20.0			
4,4'-Methylene bis(2-chloroaniline)	0.2138	0.1918 0.2215	0.2075 0.2135	0.2192 0.2262	0.2151	Ave		0.2136				4.9		20.0			
3,3'-Dichlorobenzidine	0.4261	0.4073 0.4379	0.4162 0.4272	0.4438 0.4585	0.4260	Ave		0.4304			0.0100	3.7		20.0			
Benzo[a]anthracene	1.2842 1.1673	1.0841 1.1153	1.0854 1.0794	1.1253 1.2064	1.0911	Ave		1.1376			0.8000	6.1		20.0			
Chrysene	1.2128 0.9977	1.0347 1.0172	1.0518 1.0392	1.0661 1.0764	1.0160	Ave		1.0569			0.7000	6.0		20.0			
Di-n-octyl phthalate	1.6470	1.5012 1.6861	1.5661 1.5654	1.6339 1.6330	1.6517	Ave		1.6106			0.0100	3.8		20.0			
Benzo[b]fluoranthene	1.3131 1.4410	1.2761 1.2558	1.3404 1.3959	1.2043 1.4641	1.1896	Ave		1.3200			0.7000	7.5		20.0			
Benzo[k]fluoranthene	1.4053 1.0548	1.1402 1.2283	1.0943 1.0743	1.2886 1.1363	1.2365	Ave		1.1843			0.7000	9.7		20.0			
Benzo[a]pyrene	1.2416 1.1244	1.0614 1.1273	1.0855 1.1213	1.1228 1.1787	1.0957	Ave		1.1288			0.7000	4.7		20.0			
Indeno[1,2,3-cd]pyrene	1.3058 1.3004	1.1956 1.3171	1.2266 1.3102	1.2656 1.3848	1.2589	Ave		1.2850			0.5000	4.3		20.0			
Dibenzo(a,h)anthracene	1.1011 1.1014	1.0108 1.1333	1.0341 1.1159	1.0665 1.1789	1.0707	Ave		1.0903			0.4000	4.7		20.0			
Benzo[g,h,i]perylene	1.1201 1.0635	0.9899 1.0751	0.9959 1.0609	1.0488 1.1324	1.0414	Ave		1.0587			0.5000	4.5		20.0			
2-Fluorophenol (Surr)	1.1957	1.2049 1.1603	1.2224 1.0978	1.2407 1.1910	1.1722	Ave		1.1856				3.7		20.0			
Phenol-d5 (Surr)	1.5475	1.5527 1.4879	1.6057 1.4652	1.6245 1.5342	1.5230	Ave		1.5426				3.5		20.0			

Note: The m1 coefficient is the same as Ave RRF for an Ave curve type.

FORM VI
GC/MS SEMI VOA INITIAL CALIBRATION DATA
INTERNAL STANDARD CURVE EVALUTION

Lab Name: TestAmerica North Canton Job No.: 240-1564-1 Analy Batch No.: 7975

SDG No.:

Instrument ID: A4AG2 GC Column: RXI-5SILMS ID: 0.45(mm) Heated Purge: (Y/N) N

Calibration Start Date: 07/11/2011 17:12 Calibration End Date: 07/11/2011 19:27 Calibration ID: 2265

ANALYTE	RRF					CURVE TYPE	COEFFICIENT			#	MIN RRF	%RSD	#	MAX %RSD	R^2 OR COD	#	MIN R^2 OR COD
	LVL 1 LVL 6	LVL 2 LVL 7	LVL 3 LVL 8	LVL 4 LVL 9	LVL 5		B	M1	M2								
Nitrobenzene-d5 (Surr)	0.4238 0.3656	0.3914 0.3617	0.3826 0.3547	0.3944 0.3672	0.3733	Ave		0.3794				5.6		20.0			
2-Fluorobiphenyl (Surr)	1.4518 1.2637	1.3035 1.2368	1.3167 1.1955	1.3234 1.2378	1.2606	Ave		1.2878				5.8		20.0			
2,4,6-Tribromophenol (Surr)	0.1399	0.1154 0.1492	0.1208 0.1490	0.1335 0.1586	0.1360	Ave		0.1378				11.0		20.0			
Terphenyl-d14 (Surr)	0.7797 0.7006	0.6948 0.7091	0.6956 0.6867	0.7229 0.7358	0.6912	Ave		0.7129				4.2		20.0			

Note: The m1 coefficient is the same as Ave RRF for an Ave curve type.

FORM VI
GC/MS SEMI VOA INITIAL CALIBRATION DATA
INTERNAL STANDARD RESPONSE AND CONCENTRATION

Lab Name: TestAmerica North Canton Job No.: 240-1564-1 Analy Batch No.: 7975

SDG No.:

Instrument ID: A4AG2 GC Column: RXI-5SILMS ID: 0.45(mm) Heated Purge: (Y/N) N

Calibration Start Date: 07/11/2011 17:12 Calibration End Date: 07/11/2011 19:27 Calibration ID: 2265

Calibration Files:

LEVEL:	LAB SAMPLE ID:	LAB FILE ID:
Level 1	STD1 240-7975/12	0711110.D
Level 2	STD2 240-7975/11	0711109.D
Level 3	STD3 240-7975/10	0711108.D
Level 4	STD4 240-7975/9	0711107.D
Level 5	STD5 240-7975/8	0711106.D
Level 6	STD6 240-7975/7	0711105.D
Level 7	STD7 240-7975/6	0711104.D
Level 8	STD8 240-7975/5	0711103.D
Level 9	STD9 240-7975/4	0711102.D

ANALYTE	IS REF	CURVE TYPE	RESPONSE					CONCENTRATION (NG/UL)				
			LVL 1 / LVL 6	LVL 2 / LVL 7	LVL 3 / LVL 8	LVL 4 / LVL 9	LVL 5	LVL 6	LVL 2 / LVL 7	LVL 3 / LVL 8	LVL 4 / LVL 9	LVL 5
1,4-Dioxane	DCB	Ave		20366	38809	88039	166109		0.500	1.00	2.00	5.00
			389511	435999	600369	929939		10.0	15.0	20.0	25.0	
N-Nitrosodimethylamine	DCB	Ave		33552	64083	145080	259853		0.500	1.00	2.00	5.00
			636532	717292	1032598	1554046		10.0	15.0	20.0	25.0	
Pyridine	DCB	Ave		54579	102626	230672	441001		0.500	1.00	2.00	5.00
			1055325	1170681	1736617	2588057		10.0	15.0	20.0	25.0	
Ethyl methacrylate	DCB	Ave		45404	84691	188149	346761		0.500	1.00	2.00	5.00
			814302	888317	1290867	1893880		10.0	15.0	20.0	25.0	
3-Chloropropionitrile	DCB	Ave		29003	53858	124154	222328		0.500	1.00	2.00	5.00
			524870	577882	874421	1295834		10.0	15.0	20.0	25.0	
Malononitrile	DCB	Ave		59632	114047	259191	465593		0.500	1.00	2.00	5.00
			1126207	1201743	1817946	2551452		10.0	15.0	20.0	25.0	
Benzaldehyde	DCB	Ave		44721	84726	185015	331377		0.500	1.00	2.00	5.00
			575547	641848	826493	599978		10.0	15.0	20.0	25.0	
Phenol	DCB	Ave		63543	124770	280940	536819		0.500	1.00	2.00	5.00
			1252566	1432305	2118420	3034017		10.0	15.0	20.0	25.0	
Aniline	DCB	Ave		84677	160364	383937	711112		0.500	1.00	2.00	5.00
			1646724	2026219	3153028	4651702		10.0	15.0	20.0	25.0	
Bis(2-chloroethyl)ether	DCB	Ave		58796	113260	227564	450802		0.500	1.00	2.00	5.00
			1150945	1169841	1607210	2332453		10.0	15.0	20.0	25.0	
2-Chlorophenol	DCB	Ave		55285	105081	238403	459647		0.500	1.00	2.00	5.00
			1055731	1222897	1785926	2478440		10.0	15.0	20.0	25.0	
1,3-Dichlorobenzene	DCB	Ave		59033	110978	251721	477586		0.500	1.00	2.00	5.00
			1106373	1283797	1868892	2668136		10.0	15.0	20.0	25.0	
1,4-Dichlorobenzene	DCB	Ave		62241	113422	260502	496388		0.500	1.00	2.00	5.00
			1144759	1324343	1932010	2751482		10.0	15.0	20.0	25.0	
Benzyl alcohol	DCB	Ave		31525	61127	145955	285133		0.500	1.00	2.00	5.00
			675735	784846	1166312	1669278		10.0	15.0	20.0	25.0	

FORM VI
GC/MS SEMI VOA INITIAL CALIBRATION DATA
INTERNAL STANDARD RESPONSE AND CONCENTRATION

Lab Name: TestAmerica North Canton Job No.: 240-1564-1 Analy Batch No.: 7975

SDG No.:

Instrument ID: A4AG2 GC Column: RXI-5SILMS ID: 0.45(mm) Heated Purge: (Y/N) N

Calibration Start Date: 07/11/2011 17:12 Calibration End Date: 07/11/2011 19:27 Calibration ID: 2265

ANALYTE	IS REF	CURVE TYPE	RESPONSE					CONCENTRATION (NG/UL)				
			LVL 1 LVL 6	LVL 2 LVL 7	LVL 3 LVL 8	LVL 4 LVL 9	LVL 5	LVL 6	LVL 2 LVL 7	LVL 3 LVL 8	LVL 4 LVL 9	LVL 5
1,2-Dichlorobenzene	DCB	Ave		55081	105449	242276	453539		0.500	1.00	2.00	5.00
			1035764	1206852	1727531	2351944		10.0	15.0	20.0	25.0	
2-Methylphenol	DCB	Ave		50268	91053	215454	413165		0.500	1.00	2.00	5.00
			958680	1106919	1617182	2295658		10.0	15.0	20.0	25.0	
2,2'-oxybis[1-chloropropane]	DCB	Ave		67431	129577	289719	548429		0.500	1.00	2.00	5.00
			1222779	1445030	2012157	2750736		10.0	15.0	20.0	25.0	
Benzoic acid	NPT	Qua		+++++	53030	217629	505949		+++++	2.00	4.00	10.0
			1398941	1878638	2973347	3987149		20.0	30.0	40.0	50.0	
3 & 4 Methylphenol	DCB	Ave		50034	96354	219869	430464		0.500	1.00	2.00	5.00
			1012409	1193721	1727760	2398591		10.0	15.0	20.0	25.0	
N-Nitrosodi-n-propylamine	DCB	Ave		39457	75718	169666	325502		0.500	1.00	2.00	5.00
			717006	854016	1178651	1601963		10.0	15.0	20.0	25.0	
Acetophenone	DCB	Ave		71783	136754	312251	592386		0.500	1.00	2.00	5.00
			1336932	1589008	2251159	3116361		10.0	15.0	20.0	25.0	
Hexachloroethane	DCB	Ave		21036	39463	90477	175167		0.500	1.00	2.00	5.00
			401227	470333	671137	962737		10.0	15.0	20.0	25.0	
Nitrobenzene	NPT	Ave		54529	101213	233705	441268		0.500	1.00	2.00	5.00
			1014945	1193151	1751406	2430360		10.0	15.0	20.0	25.0	
Isophorone	NPT	Ave		103236	195942	448135	876562		0.500	1.00	2.00	5.00
			1963698	2378302	3371809	4720155		10.0	15.0	20.0	25.0	
2,4-Dimethylphenol	NPT	Ave		53733	102265	232923	450371		0.500	1.00	2.00	5.00
			1033388	1148952	1622446	2247119		10.0	15.0	20.0	25.0	
2-Nitrophenol	NPT	Ave		27901	55431	130701	253169		0.500	1.00	2.00	5.00
			573439	667930	936969	1253801		10.0	15.0	20.0	25.0	
1,3,5-Trichlorobenzene	NPT	Ave		46048	86096	198510	374799		0.500	1.00	2.00	5.00
			863633	1024622	1482067	1991093		10.0	15.0	20.0	25.0	
Bis(2-chloroethoxy)methane	NPT	Ave		60347	114779	259122	506481		0.500	1.00	2.00	5.00
			1111813	1357699	1890213	2597097		10.0	15.0	20.0	25.0	
2,4-Dichlorophenol	NPT	Ave		37961	77977	184166	362659		0.500	1.00	2.00	5.00
			847742	1011796	1480005	2079540		10.0	15.0	20.0	25.0	
1,2,4-Trichlorobenzene	NPT	Ave		44090	84190	194215	374952		0.500	1.00	2.00	5.00
			859622	1021028	1497272	2103601		10.0	15.0	20.0	25.0	
Naphthalene	NPT	Ave	25648	165169	316100	715695	1364606	0.100	0.500	1.00	2.00	5.00
			3150198	3656154	5255286	7109502		10.0	15.0	20.0	25.0	
4-Chloroaniline	NPT	Ave		67643	131280	312897	610463		0.500	1.00	2.00	5.00
			1177843	1595494	2427004	2758772		10.0	15.0	20.0	25.0	
Hexachlorobutadiene	NPT	Ave		20625	39131	92546	177175		0.500	1.00	2.00	5.00
			407256	502371	723140	1004802		10.0	15.0	20.0	25.0	
1,2,3-Trichlorobenzene	NPT	Ave		42106	80111	183095	351905		0.500	1.00	2.00	5.00
			800520	969762	1408766	1963331		10.0	15.0	20.0	25.0	
Caprolactam	NPT	Ave		18059	33981	79858	161331		0.500	1.00	2.00	5.00
			360987	449311	657210	899202		10.0	15.0	20.0	25.0	

FORM VI
GC/MS SEMI VOA INITIAL CALIBRATION DATA
INTERNAL STANDARD RESPONSE AND CONCENTRATION

Lab Name: TestAmerica North Canton Job No.: 240-1564-1 Analy Batch No.: 7975

SDG No.:

Instrument ID: A4AG2 GC Column: RXI-5SILMS ID: 0.45(mm) Heated Purge: (Y/N) N

Calibration Start Date: 07/11/2011 17:12 Calibration End Date: 07/11/2011 19:27 Calibration ID: 2265

ANALYTE	IS REF	CURVE TYPE	RESPONSE					CONCENTRATION (NG/UL)				
			LVL 1 LVL 6	LVL 2 LVL 7	LVL 3 LVL 8	LVL 4 LVL 9	LVL 5	LVL 6	LVL 2 LVL 7	LVL 3 LVL 8	LVL 4 LVL 9	LVL 5
4-Chloro-3-methylphenol	NPT	Ave		41086	84475	196482	396389		0.500	1.00	2.00	5.00
			902659	1070532	1534175	2144367		10.0	15.0	20.0	25.0	
2-Methylnaphthalene	NPT	Ave	14221	89585	172193	390992	761476	0.100	0.500	1.00	2.00	5.00
			1723068	2081942	2922551	4048576		10.0	15.0	20.0	25.0	
2,4-Dinitrophenol	ANT	Ave		+++++	39384	115315	297286		+++++	2.00	4.00	10.0
			752833	928107	1302676	1834319		20.0	30.0	40.0	50.0	
1-Methylnaphthalene	NPT	Ave	16665	105023	195970	452857	868662	0.100	0.500	1.00	2.00	5.00
			1948006	2344160	3296493	4504097		10.0	15.0	20.0	25.0	
4-Nitrophenol	ANT	Ave		+++++	20688	52169	113003		+++++	1.00	2.00	5.00
			274547	342004	499296	684231		10.0	15.0	20.0	25.0	
1,2,3,5-Tetrachlorobenzene	ANT	Ave		38905	72793	167337	335134		0.500	1.00	2.00	5.00
			754711	908263	1288464	1754657		10.0	15.0	20.0	25.0	
Hexachlorocyclopentadiene	ANT	Ave		21671	42493	104688	212041		0.500	1.00	2.00	5.00
			509777	624700	886931	1225581		10.0	15.0	20.0	25.0	
2,4,6-Trichlorophenol	ANT	Ave		26136	50502	122305	244705		0.500	1.00	2.00	5.00
			576298	702899	999546	1431349		10.0	15.0	20.0	25.0	
2,4,5-Trichlorophenol	ANT	Ave		28598	52473	123917	256643		0.500	1.00	2.00	5.00
			577261	714615	1073842	1555908		10.0	15.0	20.0	25.0	
2,4-Toluene diamine	NPT	Qua		49587	95013	195062	359573		0.500	1.00	2.00	5.00
			657567	587553	758509	655929		10.0	15.0	20.0	25.0	
1,1'-Biphenyl	ANT	Ave	20290	129892	243827	557514	1099781	0.100	0.500	1.00	2.00	5.00
			2378514	2803521	3734108	5137890		10.0	15.0	20.0	25.0	
1,2,3,4 -Tetrachlorobenzene	ANT	Ave		37158	70381	162713	317535		0.500	1.00	2.00	5.00
			718976	863343	1202273	1652483		10.0	15.0	20.0	25.0	
2-Chloronaphthalene	ANT	Ave	14374	93405	180824	416310	803860	0.100	0.500	1.00	2.00	5.00
			1812621	2217338	3136129	4307736		10.0	15.0	20.0	25.0	
2-Nitroaniline	ANT	Ave		29182	56587	129154	253371		0.500	1.00	2.00	5.00
			561326	700252	985094	1360877		10.0	15.0	20.0	25.0	
4,6-Dinitro-2-methylphenol	PHN	Ave		+++++	26101	72357	163269		+++++	1.00	2.00	5.00
			396544	500203	733133	1009735		10.0	15.0	20.0	25.0	
Dimethyl phthalate	ANT	Ave		108638	202659	472382	961289		0.500	1.00	2.00	5.00
			2093470	2690114	3780637	5162571		10.0	15.0	20.0	25.0	
2,6-Dinitrotoluene	ANT	Ave		21889	43392	104015	214273		0.500	1.00	2.00	5.00
			486358	621419	873464	1203886		10.0	15.0	20.0	25.0	
1,2-Dinitrobenzene	ANT	Ave		11174	22792	55128	113646		0.500	1.00	2.00	5.00
			253945	323048	467102	632991		10.0	15.0	20.0	25.0	
Acenaphthylene	ANT	Ave	24192	163196	309612	709732	1404853	0.100	0.500	1.00	2.00	5.00
			3146079	3860457	5361324	7342565		10.0	15.0	20.0	25.0	
3-Nitroaniline	ANT	Ave		27536	56382	130786	261629		0.500	1.00	2.00	5.00
			593668	741833	1055706	1471707		10.0	15.0	20.0	25.0	
Acenaphthene	ANT	Ave	16410	100770	191486	437949	856441	0.100	0.500	1.00	2.00	5.00
			1843778	2185092	2935113	3957900		10.0	15.0	20.0	25.0	

FORM VI
GC/MS SEMI VOA INITIAL CALIBRATION DATA
INTERNAL STANDARD RESPONSE AND CONCENTRATION

Lab Name: TestAmerica North Canton Job No.: 240-1564-1 Analy Batch No.: 7975

SDG No.:

Instrument ID: A4AG2 GC Column: RXI-5SILMS ID: 0.45(mm) Heated Purge: (Y/N) N

Calibration Start Date: 07/11/2011 17:12 Calibration End Date: 07/11/2011 19:27 Calibration ID: 2265

ANALYTE	IS REF	CURVE TYPE	RESPONSE					CONCENTRATION (NG/UL)				
			LVL 1 LVL 6	LVL 2 LVL 7	LVL 3 LVL 8	LVL 4 LVL 9	LVL 5	LVL 6	LVL 2 LVL 7	LVL 3 LVL 8	LVL 4 LVL 9	LVL 5
2,4-Dinitrotoluene	ANT	Ave		29061	59749	142589	293961		0.500	1.00	2.00	5.00
			644012	840126	1171691	1604461		10.0	15.0	20.0	25.0	
Dibenzofuran	ANT	Ave	21968	136691	260003	599646	1182689	0.100	0.500	1.00	2.00	5.00
			2601922	3288806	4596081	6253912		10.0	15.0	20.0	25.0	
2,3,5,6-Tetrachlorophenol	ANT	Ave		17861	33865	86878	181899		0.500	1.00	2.00	5.00
			431711	559160	816022	1118682		10.0	15.0	20.0	25.0	
Diethyl phthalate	ANT	Ave		113713	212519	475016	986724		0.500	1.00	2.00	5.00
			2104889	2720232	3716283	5072526		10.0	15.0	20.0	25.0	
4-Chlorophenyl phenyl ether	ANT	Ave		47185	90019	205547	418975		0.500	1.00	2.00	5.00
			912673	1187448	1640810	2210338		10.0	15.0	20.0	25.0	
4-Nitroaniline	ANT	Ave		30258	60830	140626	285501		0.500	1.00	2.00	5.00
			624338	764135	1062536	1392437		10.0	15.0	20.0	25.0	
Fluorene	ANT	Ave	17823	116398	217063	500301	997409	0.100	0.500	1.00	2.00	5.00
			2170366	2657430	3611329	4834187		10.0	15.0	20.0	25.0	
N-Nitrosodiphenylamine	PHN	Ave		85207	159698	370666	743998		0.500	1.00	2.00	5.00
			1623060	2080618	2876068	3882958		10.0	15.0	20.0	25.0	
1,2-Diphenylhydrazine(as Azobenzene)	PHN	Ave		111912	214579	490165	995185		0.500	1.00	2.00	5.00
			2147241	2679468	3625671	4874401		10.0	15.0	20.0	25.0	
Azobenzene	PHN	Ave		112022	214579	490077	994878		0.500	1.00	2.00	5.00
			2147241	2677979	3625671	4874401		10.0	15.0	20.0	25.0	
4-Bromophenyl phenyl ether	PHN	Ave		24501	46926	107801	223712		0.500	1.00	2.00	5.00
			493071	643275	905948	1208817		10.0	15.0	20.0	25.0	
Hexachlorobenzene	PHN	Ave	4376	25571	47859	110309	226097	0.100	0.500	1.00	2.00	5.00
			501231	659999	945092	1282434		10.0	15.0	20.0	25.0	
Atrazine	PHN	Ave		27288	52123	122989	256391		0.500	1.00	2.00	5.00
			557163	677979	846058	1289044		10.0	15.0	20.0	25.0	
Pentachlorophenol	PHN	Qua		21185	46824	132043	318088		1.00	2.00	4.00	10.0
			758345	1045246	1472773	1956021		20.0	30.0	40.0	50.0	
Phenanthrene	PHN	Ave	27465	161433	300190	688228	1393884	0.100	0.500	1.00	2.00	5.00
			3042922	3870485	5368816	7180098		10.0	15.0	20.0	25.0	
Anthracene	PHN	Ave	25754	155747	298805	689644	1408509	0.100	0.500	1.00	2.00	5.00
			3093839	3894609	5380022	7267604		10.0	15.0	20.0	25.0	
Carbazole	PHN	Ave		156290	295798	675465	1372306		0.500	1.00	2.00	5.00
			2985049	3778998	5308022	7140691		10.0	15.0	20.0	25.0	
Di-n-butyl phthalate	PHN	Ave		189236	349254	808858	1711856		0.500	1.00	2.00	5.00
			3597717	4719865	6020938	7914197		10.0	15.0	20.0	25.0	
Fluoranthene	PHN	Ave	26157	151767	288084	667654	1396334	0.100	0.500	1.00	2.00	5.00
			3002272	3821648	5235781	7107831		10.0	15.0	20.0	25.0	
Benzidine	CRY	Ave		102347	193795	456538	959162		0.500	1.00	2.00	5.00
			1940117	2631344	3660693	4894782		10.0	15.0	20.0	25.0	
Pyrene	CRY	Ave	26862	163931	309828	703145	1476605	0.100	0.500	1.00	2.00	5.00
			3223400	4064664	5656347	7545129		10.0	15.0	20.0	25.0	

FORM VI
GC/MS SEMI VOA INITIAL CALIBRATION DATA
INTERNAL STANDARD RESPONSE AND CONCENTRATION

Lab Name: TestAmerica North Canton Job No.: 240-1564-1 Analy Batch No.: 7975

SDG No.:

Instrument ID: A4AG2 GC Column: RXI-5SILMS ID: 0.45(mm) Heated Purge: (Y/N) N

Calibration Start Date: 07/11/2011 17:12 Calibration End Date: 07/11/2011 19:27 Calibration ID: 2265

ANALYTE	IS REF	CURVE TYPE	RESPONSE					CONCENTRATION (NG/UL)				
			LVL 1 LVL 6	LVL 2 LVL 7	LVL 3 LVL 8	LVL 4 LVL 9	LVL 5	LVL 6	LVL 2 LVL 7	LVL 3 LVL 8	LVL 4 LVL 9	LVL 5
Butyl benzyl phthalate	CRY	Ave		77874	147257	351508	758328		0.500	1.00	2.00	5.00
			1594774	2120532	2816580	3789470		10.0	15.0	20.0	25.0	
3,3'-Dimethoxybenzidine	CRY	Ave		38345	72861	172791	356791		0.500	1.00	2.00	5.00
			762423	933694	1218566	1740048		10.0	15.0	20.0	25.0	
Bis(2-ethylhexyl) phthalate	CRY	Ave		112725	212231	504667	1095264		0.500	1.00	2.00	5.00
			2235527	2968742	3751082	4735440		10.0	15.0	20.0	25.0	
4,4'-Methylene bis(2-chloroaniline)	CRY	Ave		25277	51223	121312	262194		0.500	1.00	2.00	5.00
			560407	757599	1039294	1401113		10.0	15.0	20.0	25.0	
3,3'-Dichlorobenzidine	CRY	Ave		53667	102758	245629	519219		0.500	1.00	2.00	5.00
			1116971	1497450	2079203	2839943		10.0	15.0	20.0	25.0	
Benzo[a]anthracene	CRY	Ave	25290	142845	267997	622808	1329769	0.100	0.500	1.00	2.00	5.00
			3059942	3814197	5253904	7471701		10.0	15.0	20.0	25.0	
Chrysene	CRY	Ave	23885	136334	259709	590029	1238273	0.100	0.500	1.00	2.00	5.00
			2615448	3478588	5058440	6666738		10.0	15.0	20.0	25.0	
Di-n-octyl phthalate	PRY	Ave		177783	349162	825778	1828139		0.500	1.00	2.00	5.00
			3883783	5272001	6960554	9348949		10.0	15.0	20.0	25.0	
Benzo[b]fluoranthene	PRY	Ave	23673	151122	298838	608661	1316615	0.100	0.500	1.00	2.00	5.00
			3398013	3926607	6206862	8382229		10.0	15.0	20.0	25.0	
Benzo[k]fluoranthene	PRY	Ave	25336	135027	243963	651232	1368527	0.100	0.500	1.00	2.00	5.00
			2487232	3840443	4776535	6505047		10.0	15.0	20.0	25.0	
Benzo[a]pyrene	PRY	Ave	22385	125692	242012	567477	1212784	0.100	0.500	1.00	2.00	5.00
			2651492	3524648	4985801	6748064		10.0	15.0	20.0	25.0	
Indeno[1,2,3-cd]pyrene	PRY	Ave	23541	141591	273472	639601	1393409	0.100	0.500	1.00	2.00	5.00
			3066437	4118333	5825810	7928161		10.0	15.0	20.0	25.0	
Dibenzo(a,h)anthracene	PRY	Ave	19851	119699	230541	539021	1185056	0.100	0.500	1.00	2.00	5.00
			2597229	3543421	4961752	6749273		10.0	15.0	20.0	25.0	
Benzo[g,h,i]perylene	PRY	Ave	20194	117235	222042	530071	1152642	0.100	0.500	1.00	2.00	5.00
			2507847	3361558	4716934	6482867		10.0	15.0	20.0	25.0	
2-Fluorophenol (Surr)	DCB	Ave		47619	91368	207435	395573		0.500	1.00	2.00	5.00
			926868	1062988	1511249	2262016		10.0	15.0	20.0	25.0	
Phenol-d5 (Surr)	DCB	Ave		61362	120013	271607	513973		0.500	1.00	2.00	5.00
			1199505	1363189	2017101	2913966		10.0	15.0	20.0	25.0	
Nitrobenzene-d5 (Surr)	NPT	Ave	8444	58285	108850	249768	479179	0.100	0.500	1.00	2.00	5.00
			1090108	1291076	1893275	2586398		10.0	15.0	20.0	25.0	
2-Fluorobiphenyl (Surr)	ANT	Ave	17301	111361	210813	480517	943340	0.100	0.500	1.00	2.00	5.00
			2113205	2599705	3653914	4969046		10.0	15.0	20.0	25.0	
2,4,6-Tribromophenol (Surr)	ANT	Ave		9859	19337	48454	101801		0.500	1.00	2.00	5.00
			233951	313616	455386	636668		10.0	15.0	20.0	25.0	
Terphenyl-d14 (Surr)	CRY	Ave	15354	91550	171758	400080	842430	0.100	0.500	1.00	2.00	5.00
			1836533	2425035	3342294	4557492		10.0	15.0	20.0	25.0	

FORM VI
GC/MS SEMI VOA INITIAL CALIBRATION DATA
INTERNAL STANDARD RESPONSE AND CONCENTRATION

Lab Name: TestAmerica North Canton | Job No.: 240-1564-1 | Analy Batch No.: 7975

SDG No.:

Instrument ID: A4AG2 | GC Column: RXI-5SILMS ID: 0.45(mm) | Heated Purge: (Y/N) N

Calibration Start Date: 07/11/2011 17:12 | Calibration End Date: 07/11/2011 19:27 | Calibration ID: 2265

Curve Type Legend:
Ave = Average ISTD
Qua = Quadratic ISTD

FORM VII
GC/MS SEMI VOA CONTINUING CALIBRATION DATA

Lab Name: TestAmerica North Canton Job No.: 240-1564-1

SDG No.:

Lab Sample ID: ICV 240-7975/13 Calibration Date: 07/11/2011 19:44

Instrument ID: A4AG2 Calib Start Date: 07/11/2011 17:12

GC Column: RXI-5SILMS ID: 0.45(mm) Calib End Date: 07/11/2011 19:27

Lab File ID: 0711111.D Conc. Units: ng/uL

ANALYTE	CURVE TYPE	AVE RRF	RRF	MIN RRF	CALC AMOUNT	SPIKE AMOUNT	%D	MAX %D
1,4-Dioxane	Ave	0.4947	0.4543		9.18	10.0	-8.2	30.0
N-Nitrosodimethylamine	Ave	0.8146	0.7866		9.66	10.0	-3.4	30.0
Pyridine	Ave	1.338	1.283		9.59	10.0	-4.1	30.0
Ethyl methacrylate	Ave	1.049	1.002		9.56	10.0	-4.4	30.0
3-Chloropropionitrile	Ave	0.6851	0.6580		9.60	10.0	-4.0	30.0
Malononitrile	Ave	1.424	1.401		9.84	10.0	-1.6	30.0
Benzaldehyde	Ave	0.8391	0.7952	0.0100	9.48	10.0	-5.2	30.0
Phenol	Ave	1.608	1.604	0.8000	9.97	10.0	-0.3	30.0
Aniline	Ave	2.221	2.295		10.3	10.0	3.3	30.0
Bis(2-chloroethyl)ether	Ave	1.357	1.266	0.7000	9.33	10.0	-6.7	30.0
2-Chlorophenol	Ave	1.361	1.345	0.8000	9.88	10.0	-1.2	30.0
1,3-Dichlorobenzene	Ave	1.436	1.404		9.77	10.0	-2.3	30.0
1,4-Dichlorobenzene	Ave	1.487	1.449		9.74	10.0	-2.6	30.0
Benzyl alcohol	Ave	0.8485	0.8862		10.4	10.0	4.4	30.0
1,2-Dichlorobenzene	Ave	1.343	1.317		9.81	10.0	-1.9	30.0
2-Methylphenol	Ave	1.229	1.227	0.7000	9.98	10.0	-0.2	30.0
2,2'-oxybis[1-chloropropane]	Ave	1.608	1.574		9.79	10.0	-2.1	30.0
3 & 4 Methylphenol	Ave	1.284	1.317		10.3	10.0	2.6	30.0
N-Nitrosodi-n-propylamine	Ave	0.9434	0.9462	0.5000	10.0	10.0	0.3	30.0
Acetophenone	Ave	1.751	1.760	0.0100	10.1	10.0	0.5	30.0
Hexachloroethane	Ave	0.5182	0.5055	0.3000	9.75	10.0	-2.5	30.0
Nitrobenzene	Ave	0.3478	0.3417	0.2000	9.82	10.0	-1.8	30.0
Isophorone	Ave	0.6749	0.6787	0.4000	10.1	10.0	0.6	30.0
2,4-Dimethylphenol	Ave	0.3413	0.3318	0.2000	9.72	10.0	-2.8	30.0
2-Nitrophenol	Ave	0.1899	0.1896	0.1000	9.99	10.0	-0.1	30.0
1,3,5-Trichlorobenzene	Ave	0.2943	0.2876		9.77	10.0	-2.3	30.0
Bis(2-chloroethoxy)methane	Ave	0.3861	0.3804	0.3000	9.85	10.0	-1.5	30.0
Benzoic acid	Qua		0.2396		19.8	20.0	-1.0	30.0
2,4-Dichlorophenol	Ave	0.2803	0.2789	0.2000	9.95	10.0	-0.5	30.0
1,2,4-Trichlorobenzene	Ave	0.2930	0.2876		9.81	10.0	-1.9	30.0
Naphthalene	Ave	1.086	1.043	0.7000	9.60	10.0	-4.0	30.0
4-Chloroaniline	Ave	0.4467	0.4451	0.0100	9.96	10.0	-0.4	30.0
Hexachlorobutadiene	Ave	0.1395	0.1367	0.0100	9.80	10.0	-2.0	30.0
1,2,3-Trichlorobenzene	Ave	0.2763	0.2726		9.87	10.0	-1.3	30.0
Caprolactam	Ave	0.1238	0.1294	0.0100	10.5	10.0	4.5	30.0
4-Chloro-3-methylphenol	Ave	0.2983	0.3080	0.2000	10.3	10.0	3.3	30.0
2-Methylnaphthalene	Ave	0.6016	0.5913	0.4000	9.83	10.0	-1.7	30.0
1-Methylnaphthalene	Ave	0.6877	0.6664		9.69	10.0	-3.1	30.0
1,2,3,5-Tetrachlorobenzene	Ave	0.4451	0.4274		9.60	10.0	-4.0	30.0
Hexachlorocyclopentadiene	Ave	0.2860	0.2795	0.0500	9.77	10.0	-2.3	30.0
2,4,6-Trichlorophenol	Ave	0.3310	0.3350	0.2000	10.1	10.0	1.2	30.0

FORM VII
GC/MS SEMI VOA CONTINUING CALIBRATION DATA

Lab Name: TestAmerica North Canton Job No.: 240-1564-1

SDG No.:

Lab Sample ID: ICV 240-7975/13 Calibration Date: 07/11/2011 19:44

Instrument ID: A4AG2 Calib Start Date: 07/11/2011 17:12

GC Column: RXI-5SILMS ID: 0.45(mm) Calib End Date: 07/11/2011 19:27

Lab File ID: 0711111.D Conc. Units: ng/uL

ANALYTE	CURVE TYPE	AVE RRF	RRF	MIN RRF	CALC AMOUNT	SPIKE AMOUNT	%D	MAX %D
2,4,5-Trichlorophenol	Ave	0.3464	0.3487	0.2000	10.1	10.0	0.7	30.0
2,4-Toluene diamine	Qua		0.2092		9.37	10.0	-6.3	30.0
1,1'-Biphenyl	Ave	1.445	1.351	0.0100	9.35	10.0	-6.5	30.0
1,2,3,4 -Tetrachlorobenzene	Ave	0.4241	0.4058		9.57	10.0	-4.3	30.0
2-Chloronaphthalene	Ave	1.099	1.052	0.8000	9.57	10.0	-4.3	30.0
2-Nitroaniline	Ave	0.3399	0.3373	0.0100	9.92	10.0	-0.8	30.0
Dimethyl phthalate	Ave	1.272	1.262	0.0100	9.92	10.0	-0.8	30.0
2,6-Dinitrotoluene	Ave	0.2840	0.2908		10.2	10.0	2.4	30.0
1,2-Dinitrobenzene	Ave	0.1491	0.1518		10.2	10.0	1.8	30.0
Acenaphthylene	Ave	1.890	1.836	0.9000	9.72	10.0	-2.8	30.0
3-Nitroaniline	Ave	0.3505	0.3568	0.0100	10.2	10.0	1.8	30.0
2,4-Dinitrophenol	Ave	0.1954	0.2103	0.0100	21.5	20.0	7.6	30.0
Acenaphthene	Ave	1.132	1.073	0.9000	9.48	10.0	-5.2	30.0
4-Nitrophenol	Ave	0.1549	0.1691		10.9	10.0	9.1	30.0
2,4-Dinitrotoluene	Ave	0.3833	0.3869	0.2000	10.1	10.0	0.9	30.0
Dibenzofuran	Ave	1.609	1.571	0.8000	9.77	10.0	-2.3	30.0
2,3,5,6-Tetrachlorophenol	Ave	0.2466	0.2642		10.7	10.0	7.1	30.0
Diethyl phthalate	Ave	1.290	1.274	0.0100	9.88	10.0	-1.2	30.0
4-Chlorophenyl phenyl ether	Ave	0.5548	0.5529	0.4000	9.97	10.0	-0.3	30.0
4-Nitroaniline	Ave	0.3668	0.3679	0.0100	10.0	10.0	0.3	30.0
Fluorene	Ave	1.319	1.268	0.9000	9.61	10.0	-3.9	30.0
4,6-Dinitro-2-methylphenol	Ave	0.1375	0.1414	0.0100	10.3	10.0	2.8	30.0
N-Nitrosodiphenylamine	Ave	0.6141	0.6128	0.0100	9.98	10.0	-0.2	30.0
1,2-Diphenylhydrazine(as Azobenzene)	Ave	0.8020	0.7970		9.94	10.0	-0.6	30.0
Azobenzene	Ave	0.8020	0.7970		9.94	10.0	-0.6	30.0
4-Bromophenyl phenyl ether	Ave	0.1850	0.1851	0.1000	10.0	10.0	0.0	30.0
Hexachlorobenzene	Ave	0.1944	0.1880	0.1000	9.67	10.0	-3.3	30.0
Atrazine	Ave	0.2011	0.1983	0.0100	9.86	10.0	-1.4	30.0
Pentachlorophenol	Qua		0.1461	0.0500	20.3	20.0	1.5	30.0
Phenanthrene	Ave	1.177	1.133	0.7000	9.62	10.0	-3.8	30.0
Anthracene	Ave	1.168	1.155	0.7000	9.89	10.0	-1.1	30.0
Carbazole	Ave	1.128	1.118	0.0100	9.91	10.0	-0.9	30.0
Di-n-butyl phthalate	Ave	1.344	1.354	0.0100	10.1	10.0	0.7	30.0
Fluoranthene	Ave	1.145	1.122	0.6000	9.80	10.0	-2.0	30.0
Benzidine	Ave	0.7782	0.7557		9.71	10.0	-2.9	30.0
Pyrene	Ave	1.238	1.208	0.6000	9.75	10.0	-2.5	30.0
Butyl benzyl phthalate	Ave	0.6080	0.6083	0.0100	10.0	10.0	0.0	30.0
3,3'-Dimethoxybenzidine	Ave	0.2858	0.2681		9.38	10.0	-6.2	30.0
Bis(2-ethylhexyl) phthalate	Ave	0.8477	0.8460	0.0100	9.98	10.0	-0.2	30.0
4,4'-Methylene bis(2-chloroaniline)	Ave	0.2136	0.2152		10.1	10.0	0.8	30.0

FORM VII
GC/MS SEMI VOA CONTINUING CALIBRATION DATA

Lab Name: TestAmerica North Canton Job No.: 240-1564-1

SDG No.:

Lab Sample ID: ICV 240-7975/13 Calibration Date: 07/11/2011 19:44

Instrument ID: A4AG2 Calib Start Date: 07/11/2011 17:12

GC Column: RXI-5SILMS ID: 0.45(mm) Calib End Date: 07/11/2011 19:27

Lab File ID: 0711111.D Conc. Units: ng/uL

ANALYTE	CURVE TYPE	AVE RRF	RRF	MIN RRF	CALC AMOUNT	SPIKE AMOUNT	%D	MAX %D
3,3'-Dichlorobenzidine	Ave	0.4304	0.4256	0.0100	9.89	10.0	-1.1	30.0
Benzo[a]anthracene	Ave	1.138	1.094	0.8000	9.61	10.0	-3.9	30.0
Chrysene	Ave	1.057	1.045	0.7000	9.89	10.0	-1.1	30.0
Di-n-octyl phthalate	Ave	1.611	1.604	0.0100	9.96	10.0	-0.4	30.0
Benzo[b]fluoranthene	Ave	1.320	1.377	0.7000	10.4	10.0	4.3	30.0
Benzo[k]fluoranthene	Ave	1.184	1.083	0.7000	9.14	10.0	-8.6	30.0
Benzo[a]pyrene	Ave	1.129	1.127	0.7000	9.98	10.0	-0.2	30.0
Dibenzo(a,h)anthracene	Ave	1.090	1.094	0.4000	10.0	10.0	0.4	30.0
Indeno[1,2,3-cd]pyrene	Ave	1.285	1.292	0.5000	10.1	10.0	0.6	30.0
Benzo[g,h,i]perylene	Ave	1.059	1.056	0.5000	9.98	10.0	-0.2	30.0
2-Fluorophenol (Surr)	Ave	1.186	1.150		9.70	10.0	-3.0	30.0
Phenol-d5 (Surr)	Ave	1.543	1.509		9.78	10.0	-2.2	30.0
Nitrobenzene-d5 (Surr)	Ave	0.3794	0.3656		9.64	10.0	-3.6	30.0
2-Fluorobiphenyl (Surr)	Ave	1.288	1.238		9.62	10.0	-3.8	30.0
2,4,6-Tribromophenol (Surr)	Ave	0.1378	0.1425		10.3	10.0	3.4	30.0
Terphenyl-d14 (Surr)	Ave	0.7129	0.6981		9.79	10.0	-2.1	30.0

FORM V
GC/MS SEMI VOA INSTRUMENT PERFORMANCE CHECK
DECAFLUOROTRIPHENYLPHOSPHINE (DFTPP)

Lab Name: TestAmerica North Canton Job No.: 240-1564-1

SDG No.:

Lab File ID: 0715101B.D DFTPP Injection Date: 07/15/2011

Instrument ID: A4AG2 DFTPP Injection Time: 08:48

Analysis Batch No.: 8531

M/E	ION ABUNDANCE CRITERIA	% RELATIVE ABUNDANCE	
51	30.0- 80.0% of mass 198	32.9	
68	Less than 2.0% of mass 69	0.1	(0.2)1
69	Mass 69 relative abundance	35.0	
70	Less than 2.0% of mass 69	0.2	(0.6)1
127	25.0 - 75.0% of mass 198	49.8	
197	Less than 1.0% of mass 198	0.0	
198	Base Peak, 100% relative abundance	100.0	
199	5.0 to 9.0% of mass 198	6.7	
275	10.0- 30.0% of mass 198	25.6	
365	Greater than 0.75% of mass 198	3.5	
441	Present, but less than mass 443	9.8	
442	40.0 - 110.0% of mass 198	69.8	
443	15.0 - 24.0% of mass 442	14.2	(20.3)2

1-Value is % mass 69 2-Value is % mass 442

THIS CHECK APPLIES TO THE FOLLOWING SAMPLES, MS, MSD, BLANKS AND STANDARDS:

CLIENT SAMPLE ID	LAB SAMPLE ID	LAB FILE ID	DATE ANALYZED	TIME ANALYZED
	CCV 240-8531/4	0715102.D	07/15/2011	09:05
	CCV 240-8531/5	0715103.D	07/15/2011	09:22
	MB 240-6852/10-A	0715104.D	07/15/2011	09:38
	LCS 240-6852/11-A	0715105.D	07/15/2011	09:55

FORM VII
GC/MS SEMI VOA CONTINUING CALIBRATION DATA

Lab Name: TestAmerica North Canton Job No.: 240-1564-1

SDG No.:

Lab Sample ID: CCV 240-8531/4 Calibration Date: 07/15/2011 09:05

Instrument ID: A4AG2 Calib Start Date: 07/11/2011 17:12

GC Column: RXI-5SILMS ID: 0.45(mm) Calib End Date: 07/11/2011 19:27

Lab File ID: 0715102.D Conc. Units: ng/uL

ANALYTE	CURVE TYPE	AVE RRF	RRF	MIN RRF	CALC AMOUNT	SPIKE AMOUNT	%D	MAX %D
1,4-Dioxane	Ave	0.4947	0.4649		9.40	10.0	-6.0	20.0
N-Nitrosodimethylamine	Ave	0.8146	0.7748		9.51	10.0	-4.9	20.0
Pyridine	Ave	1.338	1.274		9.52	10.0	-4.8	20.0
Ethyl methacrylate	Ave	1.049	1.009		9.62	10.0	-3.8	20.0
3-Chloropropionitrile	Ave	0.6851	0.6617		9.66	10.0	-3.4	20.0
Malononitrile	Ave	1.424	1.408		9.89	10.0	-1.1	20.0
Benzaldehyde	Ave	0.8391	0.7444	0.0100	8.87	10.0	-11.3	20.0
Phenol	Ave	1.608	1.596	0.8000	9.92	10.0	-0.8	20.0
Aniline	Ave	2.221	2.202		9.92	10.0	-0.8	20.0
Bis(2-chloroethyl)ether	Ave	1.357	1.263	0.7000	9.31	10.0	-6.9	20.0
2-Chlorophenol	Ave	1.361	1.340	0.8000	9.84	10.0	-1.6	20.0
1,3-Dichlorobenzene	Ave	1.436	1.413		9.84	10.0	-1.6	20.0
1,4-Dichlorobenzene	Ave	1.487	1.460		9.82	10.0	-1.8	20.0
Benzyl alcohol	Ave	0.8485	0.7876		9.28	10.0	-7.2	20.0
1,2-Dichlorobenzene	Ave	1.343	1.346		10.0	10.0	0.2	20.0
2-Methylphenol	Ave	1.229	1.249	0.7000	10.2	10.0	1.6	20.0
2,2'-oxybis[1-chloropropane]	Ave	1.608	1.621		10.1	10.0	0.8	20.0
3 & 4 Methylphenol	Ave	1.284	1.246		9.70	10.0	-3.0	20.0
N-Nitrosodi-n-propylamine	Ave	0.9434	0.9200	0.5000	9.75	10.0	-2.5	20.0
Acetophenone	Ave	1.751	1.724	0.0100	9.85	10.0	-1.5	20.0
Hexachloroethane	Ave	0.5182	0.5061	0.3000	9.77	10.0	-2.3	20.0
Nitrobenzene	Ave	0.3478	0.3544	0.2000	10.2	10.0	1.9	20.0
Isophorone	Ave	0.6749	0.6779	0.4000	10.0	10.0	0.4	20.0
2-Nitrophenol	Ave	0.1899	0.1883	0.1000	9.92	10.0	-0.8	20.0
2,4-Dimethylphenol	Ave	0.3413	0.3441	0.2000	10.1	10.0	0.8	20.0
1,3,5-Trichlorobenzene	Ave	0.2943	0.2874		9.76	10.0	-2.4	20.0
Bis(2-chloroethoxy)methane	Ave	0.3861	0.3870	0.3000	10.0	10.0	0.2	20.0
Benzoic acid	Qua		0.2090		17.6	20.0	-12.0	20.0
2,4-Dichlorophenol	Ave	0.2803	0.2816	0.2000	10.0	10.0	0.4	20.0
1,2,4-Trichlorobenzene	Ave	0.2930	0.2843		9.70	10.0	-3.0	20.0
Naphthalene	Ave	1.086	1.057	0.7000	9.73	10.0	-2.7	20.0
4-Chloroaniline	Ave	0.4467	0.4450	0.0100	9.96	10.0	-0.4	20.0
Hexachlorobutadiene	Ave	0.1395	0.1321	0.0100	9.47	10.0	-5.3	20.0
1,2,3-Trichlorobenzene	Ave	0.2763	0.2690		9.74	10.0	-2.6	20.0
Caprolactam	Ave	0.1238	0.1203	0.0100	9.72	10.0	-2.8	20.0
4-Chloro-3-methylphenol	Ave	0.2983	0.3071	0.2000	10.3	10.0	2.9	20.0
2-Methylnaphthalene	Ave	0.6016	0.5791	0.4000	9.62	10.0	-3.8	20.0
1-Methylnaphthalene	Ave	0.6877	0.6501		9.45	10.0	-5.5	20.0
1,2,3,5-Tetrachlorobenzene	Ave	0.4451	0.4343		9.76	10.0	-2.4	20.0
Hexachlorocyclopentadiene	Ave	0.2860	0.2656	0.0500	9.29	10.0	-7.1	20.0
2,4,6-Trichlorophenol	Ave	0.3310	0.3229	0.2000	9.76	10.0	-2.4	20.0

FORM VII
GC/MS SEMI VOA CONTINUING CALIBRATION DATA

Lab Name: TestAmerica North Canton Job No.: 240-1564-1

SDG No.:

Lab Sample ID: CCV 240-8531/4 Calibration Date: 07/15/2011 09:05

Instrument ID: A4AG2 Calib Start Date: 07/11/2011 17:12

GC Column: RXI-5SILMS ID: 0.45(mm) Calib End Date: 07/11/2011 19:27

Lab File ID: 0715102.D Conc. Units: ng/uL

ANALYTE	CURVE TYPE	AVE RRF	RRF	MIN RRF	CALC AMOUNT	SPIKE AMOUNT	%D	MAX %D
2,4,5-Trichlorophenol	Ave	0.3464	0.3519	0.2000	10.2	10.0	1.6	20.0
2,4-Toluene diamine	Qua		0.1402		5.40	10.0	-46.0*	20.0
1,1'-Biphenyl	Ave	1.445	1.418	0.0100	9.81	10.0	-1.9	20.0
1,2,3,4 -Tetrachlorobenzene	Ave	0.4241	0.4156		9.80	10.0	-2.0	20.0
2-Chloronaphthalene	Ave	1.099	1.082	0.8000	9.85	10.0	-1.5	20.0
2-Nitroaniline	Ave	0.3399	0.3458	0.0100	10.2	10.0	1.7	20.0
Dimethyl phthalate	Ave	1.272	1.265	0.0100	9.94	10.0	-0.6	20.0
2,6-Dinitrotoluene	Ave	0.2840	0.2791		9.83	10.0	-1.7	20.0
1,2-Dinitrobenzene	Ave	0.1491	0.1471		9.86	10.0	-1.4	20.0
Acenaphthylene	Ave	1.890	1.891	0.9000	10.0	10.0	0.0	20.0
3-Nitroaniline	Ave	0.3505	0.3544	0.0100	10.1	10.0	1.1	20.0
2,4-Dinitrophenol	Ave	0.1954	0.1924	0.0100	19.7	20.0	-1.5	20.0
Acenaphthene	Ave	1.132	1.091	0.9000	9.64	10.0	-3.6	20.0
4-Nitrophenol	Ave	0.1549	0.1707		11.0	10.0	10.2	20.0
2,4-Dinitrotoluene	Ave	0.3833	0.3813	0.2000	9.95	10.0	-0.5	20.0
Dibenzofuran	Ave	1.609	1.562	0.8000	9.71	10.0	-2.9	20.0
2,3,5,6-Tetrachlorophenol	Ave	0.2466	0.2413		9.78	10.0	-2.2	20.0
Diethyl phthalate	Ave	1.290	1.240	0.0100	9.61	10.0	-3.9	20.0
4-Chlorophenyl phenyl ether	Ave	0.5548	0.5443	0.4000	9.81	10.0	-1.9	20.0
Fluorene	Ave	1.319	1.280	0.9000	9.71	10.0	-2.9	20.0
4-Nitroaniline	Ave	0.3668	0.3693	0.0100	10.1	10.0	0.7	20.0
4,6-Dinitro-2-methylphenol	Ave	0.1375	0.1351	0.0100	9.82	10.0	-1.8	20.0
N-Nitrosodiphenylamine	Ave	0.6141	0.6101	0.0100	9.94	10.0	-0.6	20.0
1,2-Diphenylhydrazine(as Azobenzene)	Ave	0.8020	0.8518		10.6	10.0	6.2	20.0
Azobenzene	Ave	0.8020	0.8518		10.6	10.0	6.2	20.0
4-Bromophenyl phenyl ether	Ave	0.1850	0.1751	0.1000	9.47	10.0	-5.3	20.0
Hexachlorobenzene	Ave	0.1944	0.1827	0.1000	9.40	10.0	-6.0	20.0
Atrazine	Ave	0.2011	0.1932	0.0100	9.61	10.0	-3.9	20.0
Pentachlorophenol	Qua		0.1290	0.0500	18.1	20.0	-9.5	20.0
Phenanthrene	Ave	1.177	1.141	0.7000	9.70	10.0	-3.0	20.0
Anthracene	Ave	1.168	1.166	0.7000	9.98	10.0	-0.2	20.0
Carbazole	Ave	1.128	1.130	0.0100	10.0	10.0	0.2	20.0
Di-n-butyl phthalate	Ave	1.344	1.367	0.0100	10.2	10.0	1.7	20.0
Fluoranthene	Ave	1.145	1.117	0.6000	9.76	10.0	-2.4	20.0
Benzidine	Ave	0.7782	0.8032		10.3	10.0	3.2	20.0
Pyrene	Ave	1.238	1.254	0.6000	10.1	10.0	1.3	20.0
Butyl benzyl phthalate	Ave	0.6080	0.6413	0.0100	10.5	10.0	5.5	20.0
3,3'-Dimethoxybenzidine	Ave	0.2858	0.2787		9.75	10.0	-2.5	20.0
Bis(2-ethylhexyl) phthalate	Ave	0.8477	0.9026	0.0100	10.6	10.0	6.5	20.0
4,4'-Methylene bis(2-chloroaniline)	Ave	0.2136	0.2162		10.1	10.0	1.2	20.0

FORM VII
GC/MS SEMI VOA CONTINUING CALIBRATION DATA

Lab Name: TestAmerica North Canton Job No.: 240-1564-1

SDG No.:

Lab Sample ID: CCV 240-8531/4 Calibration Date: 07/15/2011 09:05

Instrument ID: A4AG2 Calib Start Date: 07/11/2011 17:12

GC Column: RXI-5SILMS ID: 0.45(mm) Calib End Date: 07/11/2011 19:27

Lab File ID: 0715102.D Conc. Units: ng/uL

ANALYTE	CURVE TYPE	AVE RRF	RRF	MIN RRF	CALC AMOUNT	SPIKE AMOUNT	%D	MAX %D
3,3'-Dichlorobenzidine	Ave	0.4304	0.4297	0.0100	9.98	10.0	-0.2	20.0
Benzo[a]anthracene	Ave	1.138	1.089	0.8000	9.57	10.0	-4.3	20.0
Chrysene	Ave	1.057	1.029	0.7000	9.74	10.0	-2.6	20.0
Di-n-octyl phthalate	Ave	1.611	1.738	0.0100	10.8	10.0	7.9	20.0
Benzo[b]fluoranthene	Ave	1.320	1.279	0.7000	9.69	10.0	-3.1	20.0
Benzo[k]fluoranthene	Ave	1.184	1.243	0.7000	10.5	10.0	5.0	20.0
Benzo[a]pyrene	Ave	1.129	1.156	0.7000	10.2	10.0	2.4	20.0
Dibenzo(a,h)anthracene	Ave	1.090	1.126	0.4000	10.3	10.0	3.3	20.0
Indeno[1,2,3-cd]pyrene	Ave	1.285	1.330	0.5000	10.4	10.0	3.5	20.0
Benzo[g,h,i]perylene	Ave	1.059	1.093	0.5000	10.3	10.0	3.3	20.0
2-Fluorophenol (Surr)	Ave	1.186	1.149		9.69	10.0	-3.1	20.0
Phenol-d5 (Surr)	Ave	1.543	1.548		10.0	10.0	0.3	20.0
Nitrobenzene-d5 (Surr)	Ave	0.3794	0.3566		9.40	10.0	-6.0	20.0
2-Fluorobiphenyl (Surr)	Ave	1.288	1.263		9.81	10.0	-1.9	20.0
2,4,6-Tribromophenol (Surr)	Ave	0.1378	0.1272		9.23	10.0	-7.7	20.0
Terphenyl-d14 (Surr)	Ave	0.7129	0.6978		9.79	10.0	-2.1	20.0

FORM V
GC/MS SEMI VOA INSTRUMENT PERFORMANCE CHECK
DECAFLUOROTRIPHENYLPHOSPHINE (DFTPP)

Lab Name: TestAmerica North Canton Job No.: 240-1564-1

SDG No.:

Lab File ID: 0716101B.D DFTPP Injection Date: 07/16/2011

Instrument ID: A4AG2 DFTPP Injection Time: 10:38

Analysis Batch No.: 8657

M/E	ION ABUNDANCE CRITERIA	% RELATIVE ABUNDANCE	
51	30.0- 80.0% of mass 198	36.1	
68	Less than 2.0% of mass 69	0.7	(1.9)1
69	Mass 69 relative abundance	36.6	
70	Less than 2.0% of mass 69	0.3	(0.7)1
127	25.0 - 75.0% of mass 198	51.0	
197	Less than 1.0% of mass 198	0.2	
198	Base Peak, 100% relative abundance	100.0	
199	5.0 to 9.0% of mass 198	6.7	
275	10.0- 30.0% of mass 198	24.5	
365	Greater than 0.75% of mass 198	3.3	
441	Present, but less than mass 443	9.4	
442	40.0 - 110.0% of mass 198	64.8	
443	15.0 - 24.0% of mass 442	13.2	(20.4)2

1-Value is % mass 69 2-Value is % mass 442

THIS CHECK APPLIES TO THE FOLLOWING SAMPLES, MS, MSD, BLANKS AND STANDARDS:

CLIENT SAMPLE ID	LAB SAMPLE ID	LAB FILE ID	DATE ANALYZED	TIME ANALYZED
	CCV 240-8657/4	0716102.D	07/16/2011	10:55
	CCV 240-8657/5	0716103.D	07/16/2011	11:12
	MB 240-6973/1-A	0716104.D	07/16/2011	11:29
	LCS 240-6973/2-A	0716105.D	07/16/2011	11:45
MSA-MW38S-062911	240-1591-1	0716116.D	07/16/2011	14:49
MSA-MW-39S-062811	240-1564-1	0716129.D	07/17/2011	16:16
MSA-MW-35S-062811	240-1564-2	0716130.D	07/17/2011	16:32
MSA-MW-37S-062811	240-1564-3	0716131.D	07/17/2011	16:49

FORM VII
GC/MS SEMI VOA CONTINUING CALIBRATION DATA

Lab Name: TestAmerica North Canton Job No.: 240-1564-1

SDG No.:

Lab Sample ID: CCV 240-8657/4 Calibration Date: 07/16/2011 10:55

Instrument ID: A4AG2 Calib Start Date: 07/11/2011 17:12

GC Column: RXI-5SILMS ID: 0.45(mm) Calib End Date: 07/11/2011 19:27

Lab File ID: 0716102.D Conc. Units: ng/uL

ANALYTE	CURVE TYPE	AVE RRF	RRF	MIN RRF	CALC AMOUNT	SPIKE AMOUNT	%D	MAX %D
1,4-Dioxane	Ave	0.4947	0.4840		9.78	10.0	-2.2	20.0
N-Nitrosodimethylamine	Ave	0.8146	0.8895		10.9	10.0	9.2	20.0
Pyridine	Ave	1.338	1.370		10.2	10.0	2.4	20.0
Ethyl methacrylate	Ave	1.049	1.077		10.3	10.0	2.7	20.0
3-Chloropropionitrile	Ave	0.6851	0.7649		11.2	10.0	11.6	20.0
Malononitrile	Ave	1.424	1.539		10.8	10.0	8.1	20.0
Benzaldehyde	Ave	0.8391	0.7624	0.0100	9.09	10.0	-9.1	20.0
Phenol	Ave	1.608	1.704	0.8000	10.6	10.0	6.0	20.0
Aniline	Ave	2.221	2.316		10.4	10.0	4.3	20.0
Bis(2-chloroethyl)ether	Ave	1.357	1.532	0.7000	11.3	10.0	12.9	20.0
2-Chlorophenol	Ave	1.361	1.428	0.8000	10.5	10.0	4.9	20.0
1,3-Dichlorobenzene	Ave	1.436	1.532		10.7	10.0	6.7	20.0
1,4-Dichlorobenzene	Ave	1.487	1.607		10.8	10.0	8.1	20.0
Benzyl alcohol	Ave	0.8485	0.5961		7.02	10.0	-29.8*	20.0
1,2-Dichlorobenzene	Ave	1.343	1.475		11.0	10.0	9.8	20.0
2-Methylphenol	Ave	1.229	1.286	0.7000	10.5	10.0	4.6	20.0
2,2'-oxybis[1-chloropropane]	Ave	1.608	1.831		11.4	10.0	13.9	20.0
3 & 4 Methylphenol	Ave	1.284	1.390		10.8	10.0	8.2	20.0
N-Nitrosodi-n-propylamine	Ave	0.9434	1.019	0.5000	10.8	10.0	8.0	20.0
Acetophenone	Ave	1.751	1.947	0.0100	11.1	10.0	11.2	20.0
Hexachloroethane	Ave	0.5182	0.5607	0.3000	10.8	10.0	8.2	20.0
Nitrobenzene	Ave	0.3478	0.3849	0.2000	11.1	10.0	10.7	20.0
Isophorone	Ave	0.6749	0.7455	0.4000	11.0	10.0	10.5	20.0
2-Nitrophenol	Ave	0.1899	0.2125	0.1000	11.2	10.0	11.9	20.0
1,3,5-Trichlorobenzene	Ave	0.2943	0.3046		10.4	10.0	3.5	20.0
2,4-Dimethylphenol	Ave	0.3413	0.3116	0.2000	9.13	10.0	-8.7	20.0
Bis(2-chloroethoxy)methane	Ave	0.3861	0.4179	0.3000	10.8	10.0	8.2	20.0
Benzoic acid	Qua		0.2462		20.2	20.0	1.0	20.0
2,4-Dichlorophenol	Ave	0.2803	0.3032	0.2000	10.8	10.0	8.2	20.0
1,2,4-Trichlorobenzene	Ave	0.2930	0.3064		10.5	10.0	4.6	20.0
Naphthalene	Ave	1.086	1.137	0.7000	10.5	10.0	4.6	20.0
4-Chloroaniline	Ave	0.4467	0.4869	0.0100	10.9	10.0	9.0	20.0
Hexachlorobutadiene	Ave	0.1395	0.1393	0.0100	10.0	10.0	-0.0	20.0
1,2,3-Trichlorobenzene	Ave	0.2763	0.2892		10.5	10.0	4.6	20.0
Caprolactam	Ave	0.1238	0.1325	0.0100	10.7	10.0	7.0	20.0
4-Chloro-3-methylphenol	Ave	0.2983	0.3243	0.2000	10.9	10.0	8.7	20.0
2-Methylnaphthalene	Ave	0.6016	0.6381	0.4000	10.6	10.0	6.1	20.0
1-Methylnaphthalene	Ave	0.6877	0.7156		10.4	10.0	4.1	20.0
1,2,3,5-Tetrachlorobenzene	Ave	0.4451	0.4656		10.5	10.0	4.6	20.0
Hexachlorocyclopentadiene	Ave	0.2860	0.2905	0.0500	10.2	10.0	1.6	20.0
2,4,6-Trichlorophenol	Ave	0.3310	0.3148	0.2000	9.51	10.0	-4.9	20.0

FORM VII
GC/MS SEMI VOA CONTINUING CALIBRATION DATA

Lab Name: TestAmerica North Canton Job No.: 240-1564-1

SDG No.:

Lab Sample ID: CCV 240-8657/4 Calibration Date: 07/16/2011 10:55

Instrument ID: A4AG2 Calib Start Date: 07/11/2011 17:12

GC Column: RXI-5SILMS ID: 0.45(mm) Calib End Date: 07/11/2011 19:27

Lab File ID: 0716102.D Conc. Units: ng/uL

ANALYTE	CURVE TYPE	AVE RRF	RRF	MIN RRF	CALC AMOUNT	SPIKE AMOUNT	%D	MAX %D
2,4,5-Trichlorophenol	Ave	0.3464	0.3722	0.2000	10.7	10.0	7.5	20.0
2,4-Toluene diamine	Qua		0.1007		3.60	10.0	-64.0*	20.0
1,1'-Biphenyl	Ave	1.445	1.517	0.0100	10.5	10.0	5.0	20.0
1,2,3,4 -Tetrachlorobenzene	Ave	0.4241	0.4422		10.4	10.0	4.3	20.0
2-Chloronaphthalene	Ave	1.099	1.171	0.8000	10.7	10.0	6.5	20.0
2-Nitroaniline	Ave	0.3399	0.3793	0.0100	11.2	10.0	11.6	20.0
Dimethyl phthalate	Ave	1.272	1.374	0.0100	10.8	10.0	8.0	20.0
2,6-Dinitrotoluene	Ave	0.2840	0.3060		10.8	10.0	7.7	20.0
1,2-Dinitrobenzene	Ave	0.1491	0.1606		10.8	10.0	7.7	20.0
Acenaphthylene	Ave	1.890	2.036	0.9000	10.8	10.0	7.8	20.0
3-Nitroaniline	Ave	0.3505	0.3880	0.0100	11.1	10.0	10.7	20.0
Acenaphthene	Ave	1.132	1.196	0.9000	10.6	10.0	5.6	20.0
2,4-Dinitrophenol	Ave	0.1954	0.2252	0.0100	23.1	20.0	15.3	20.0
4-Nitrophenol	Ave	0.1549	0.1661		10.7	10.0	7.2	20.0
2,4-Dinitrotoluene	Ave	0.3833	0.4133	0.2000	10.8	10.0	7.8	20.0
Dibenzofuran	Ave	1.609	1.699	0.8000	10.6	10.0	5.6	20.0
2,3,5,6-Tetrachlorophenol	Ave	0.2466	0.2139		8.67	10.0	-13.3	20.0
Diethyl phthalate	Ave	1.290	1.379	0.0100	10.7	10.0	6.9	20.0
4-Chlorophenyl phenyl ether	Ave	0.5548	0.5953	0.4000	10.7	10.0	7.3	20.0
Fluorene	Ave	1.319	1.409	0.9000	10.7	10.0	6.8	20.0
4-Nitroaniline	Ave	0.3668	0.4100	0.0100	11.2	10.0	11.8	20.0
4,6-Dinitro-2-methylphenol	Ave	0.1375	0.1461	0.0100	10.6	10.0	6.2	20.0
N-Nitrosodiphenylamine	Ave	0.6141	0.6627	0.0100	10.8	10.0	7.9	20.0
1,2-Diphenylhydrazine(as Azobenzene)	Ave	0.8020	0.9170		11.4	10.0	14.3	20.0
Azobenzene	Ave	0.8020	0.9170		11.4	10.0	14.3	20.0
4-Bromophenyl phenyl ether	Ave	0.1850	0.1932	0.1000	10.4	10.0	4.4	20.0
Hexachlorobenzene	Ave	0.1944	0.1954	0.1000	10.0	10.0	0.5	20.0
Atrazine	Ave	0.2011	0.1926	0.0100	9.58	10.0	-4.2	20.0
Pentachlorophenol	Qua		0.1189	0.0500	16.8	20.0	-16.0	20.0
Phenanthrene	Ave	1.177	1.258	0.7000	10.7	10.0	6.9	20.0
Anthracene	Ave	1.168	1.264	0.7000	10.8	10.0	8.2	20.0
Carbazole	Ave	1.128	1.238	0.0100	11.0	10.0	9.7	20.0
Di-n-butyl phthalate	Ave	1.344	1.512	0.0100	11.2	10.0	12.4	20.0
Fluoranthene	Ave	1.145	1.236	0.6000	10.8	10.0	8.0	20.0
Benzidine	Ave	0.7782	0.8274		10.6	10.0	6.3	20.0
Pyrene	Ave	1.238	1.325	0.6000	10.7	10.0	7.0	20.0
Butyl benzyl phthalate	Ave	0.6080	0.6884	0.0100	11.3	10.0	13.2	20.0
3,3'-Dimethoxybenzidine	Ave	0.2858	0.2741		9.59	10.0	-4.1	20.0
Bis(2-ethylhexyl) phthalate	Ave	0.8477	0.9628	0.0100	11.4	10.0	13.6	20.0
4,4'-Methylene bis(2-chloroaniline)	Ave	0.2136	0.2317		10.8	10.0	8.5	20.0

FORM VII
GC/MS SEMI VOA CONTINUING CALIBRATION DATA

Lab Name: TestAmerica North Canton Job No.: 240-1564-1

SDG No.:

Lab Sample ID: CCV 240-8657/4 Calibration Date: 07/16/2011 10:55

Instrument ID: A4AG2 Calib Start Date: 07/11/2011 17:12

GC Column: RXI-5SILMS ID: 0.45(mm) Calib End Date: 07/11/2011 19:27

Lab File ID: 0716102.D Conc. Units: ng/uL

ANALYTE	CURVE TYPE	AVE RRF	RRF	MIN RRF	CALC AMOUNT	SPIKE AMOUNT	%D	MAX %D
3,3'-Dichlorobenzidine	Ave	0.4304	0.4651	0.0100	10.8	10.0	8.1	20.0
Benzo[a]anthracene	Ave	1.138	1.197	0.8000	10.5	10.0	5.3	20.0
Chrysene	Ave	1.057	1.124	0.7000	10.6	10.0	6.3	20.0
Di-n-octyl phthalate	Ave	1.611	1.888	0.0100	11.7	10.0	17.2	20.0
Benzo[b]fluoranthene	Ave	1.320	1.335	0.7000	10.1	10.0	1.1	20.0
Benzo[k]fluoranthene	Ave	1.184	1.417	0.7000	12.0	10.0	19.7	20.0
Benzo[a]pyrene	Ave	1.129	1.242	0.7000	11.0	10.0	10.0	20.0
Dibenzo(a,h)anthracene	Ave	1.090	1.231	0.4000	11.3	10.0	12.9	20.0
Indeno[1,2,3-cd]pyrene	Ave	1.285	1.444	0.5000	11.2	10.0	12.3	20.0
Benzo[g,h,i]perylene	Ave	1.059	1.158	0.5000	10.9	10.0	9.3	20.0
2-Fluorophenol (Surr)	Ave	1.186	1.255		10.6	10.0	5.9	20.0
Phenol-d5 (Surr)	Ave	1.543	1.720		11.1	10.0	11.5	20.0
Nitrobenzene-d5 (Surr)	Ave	0.3794	0.3835		10.1	10.0	1.1	20.0
2-Fluorobiphenyl (Surr)	Ave	1.288	1.363		10.6	10.0	5.9	20.0
2,4,6-Tribromophenol (Surr)	Ave	0.1378	0.1208		8.77	10.0	-12.3	20.0
Terphenyl-d14 (Surr)	Ave	0.7129	0.7611		10.7	10.0	6.8	20.0

FORM V
GC/MS SEMI VOA INSTRUMENT PERFORMANCE CHECK
DECAFLUOROTRIPHENYLPHOSPHINE (DFTPP)

Lab Name: TestAmerica North Canton Job No.: 240-1564-1

SDG No.:

Lab File ID: 0718101B.D DFTPP Injection Date: 07/18/2011

Instrument ID: A4AG2 DFTPP Injection Time: 13:46

Analysis Batch No.: 8805

M/E	ION ABUNDANCE CRITERIA	% RELATIVE ABUNDANCE	
51	30.0- 80.0% of mass 198	30.6	
68	Less than 2.0% of mass 69	0.0	(0.0)1
69	Mass 69 relative abundance	32.6	
70	Less than 2.0% of mass 69	0.1	(0.2)1
127	25.0 - 75.0% of mass 198	47.7	
197	Less than 1.0% of mass 198	0.1	
198	Base Peak, 100% relative abundance	100.0	
199	5.0 to 9.0% of mass 198	6.9	
275	10.0- 30.0% of mass 198	26.7	
365	Greater than 0.75% of mass 198	3.7	
441	Present, but less than mass 443	11.6	
442	40.0 - 110.0% of mass 198	79.4	
443	15.0 - 24.0% of mass 442	16.0	(20.1)2

1-Value is % mass 69 2-Value is % mass 442

THIS CHECK APPLIES TO THE FOLLOWING SAMPLES, MS, MSD, BLANKS AND STANDARDS:

CLIENT SAMPLE ID	LAB SAMPLE ID	LAB FILE ID	DATE ANALYZED	TIME ANALYZED
	STD9 240-8805/4	0718102.D	07/18/2011	14:03
	STD8 240-8805/5	0718103.D	07/18/2011	14:19
	STD7 240-8805/6	0718104.D	07/18/2011	14:36
	STD6 240-8805/7	0718105.D	07/18/2011	14:53
	STD5 240-8805/8	0718106.D	07/18/2011	15:10
	STD4 240-8805/9	0718107.D	07/18/2011	15:27
	STD3 240-8805/10	0718108.D	07/18/2011	15:44
	STD2 240-8805/11	0718109.D	07/18/2011	16:01
	STD1 240-8805/12	0718110.D	07/18/2011	17:08
	ICV 240-8805/13	0718111.D	07/18/2011	17:25

FORM VI
GC/MS SEMI VOA INITIAL CALIBRATION DATA
INTERNAL STANDARD CURVE EVALUTION

Lab Name: TestAmerica North Canton Job No.: 240-1564-1 Analy Batch No.: 8805

SDG No.:

Instrument ID: A4AG2 GC Column: RXI-5SILMS ID: 0.45(mm) Heated Purge: (Y/N) N

Calibration Start Date: 07/18/2011 14:03 Calibration End Date: 07/18/2011 17:08 Calibration ID: 2517

Calibration Files:

LEVEL:	LAB SAMPLE ID:	LAB FILE ID:
Level 1	STD1 240-8805/12	0718110.D
Level 2	STD2 240-8805/11	0718109.D
Level 3	STD3 240-8805/10	0718108.D
Level 4	STD4 240-8805/9	0718107.D
Level 5	STD5 240-8805/8	0718106.D
Level 6	STD6 240-8805/7	0718105.D
Level 7	STD7 240-8805/6	0718104.D
Level 8	STD8 240-8805/5	0718103.D
Level 9	STD9 240-8805/4	0718102.D

ANALYTE	RRF					CURVE TYPE	COEFFICIENT			#	MIN RRF	%RSD	#	MAX %RSD	R^2 OR COD	#	MIN R^2 OR COD
	LVL 1	LVL 2	LVL 3	LVL 4	LVL 5		B	M1	M2								
	LVL 6	LVL 7	LVL 8	LVL 9													
1,4-Dioxane		0.5611	0.5176	0.5405	0.5228	Ave		0.5138				5.8		20.0			
	0.5099	0.4978	0.4612	0.4997													
N-Nitrosodimethylamine		0.8134	0.8290	0.8773	0.8516	Ave		0.8201				4.4		20.0			
	0.8238	0.8158	0.7569	0.7929													
Pyridine		0.7651	0.8372	1.0457	1.2184	Ave		1.1290				20.0		20.0			
	1.2688	1.3095	1.2672	1.3202													
Ethyl methacrylate		1.1732	1.0908	1.1512	1.0980	Ave		1.0589				7.8		20.0			
	1.0365	1.0027	0.9431	0.9759													
3-Chloropropionitrile		0.7252	0.7117	0.7598	0.7248	Ave		0.6944				6.2		20.0			
	0.6782	0.6727	0.6302	0.6525													
Malononitrile		1.2117	1.2682	1.4261	1.4589	Ave		1.3421				6.4		20.0			
	1.4012	1.3641	1.2827	1.3235													
Benzaldehyde		1.1097	1.1132	1.1166	0.9401	Qua	0.1395	1.0566	-0.035		0.0100				0.9980		0.9900
	0.7003	0.5434															
2,4-Dichlorophenol		+++++	+++++	0.2666	0.2845	Ave		0.2797			0.2000	2.5		20.0			
	0.2812	0.2829	0.2782	0.2851													
Phenol		1.1382	1.3226	1.5373	1.5671	Ave		1.4655			0.8000	11.0		20.0			
	1.5734	1.5361	1.5166	1.5326													
Aniline		1.0491	1.3878	1.7364	1.8873	Qua	0.0454	1.6627	0.0187						0.9970		0.9900
	1.9165	1.9942	1.9116	2.1803													
Bis(2-chloroethyl)ether		1.4528	1.6180	1.3906	1.4315	Ave		1.4045			0.7000	9.1		20.0			
	1.4888	1.3001	1.3667	1.1874													
2-Chlorophenol		0.9988	1.2752	1.3674	1.3547	Ave		1.2682			0.8000	9.2		20.0			
	1.3278	1.2950	1.2528	1.2740													
1,3-Dichlorobenzene		1.4657	1.4712	1.5098	1.4453	Ave		1.4180				4.6		20.0			
	1.4032	1.3702	1.3305	1.3482													

Note: The m1 coefficient is the same as Ave RRF for an Ave curve type.

FORM VI
GC/MS SEMI VOA INITIAL CALIBRATION DATA
INTERNAL STANDARD CURVE EVALUTION

Lab Name: TestAmerica North Canton Job No.: 240-1564-1 Analy Batch No.: 8805

SDG No.:

Instrument ID: A4AG2 GC Column: RXI-5SILMS ID: 0.45(mm) Heated Purge: (Y/N) N

Calibration Start Date: 07/18/2011 14:03 Calibration End Date: 07/18/2011 17:08 Calibration ID: 2517

ANALYTE	RRF					CURVE TYPE	COEFFICIENT			#	MIN RRF	%RSD	#	MAX %RSD	R^2 OR COD	#	MIN R^2 OR COD
	LVL 1 LVL 6	LVL 2 LVL 7	LVL 3 LVL 8	LVL 4 LVL 9	LVL 5		B	M1	M2								
1,4-Dichlorobenzene	1.4341	1.5630 1.4069	1.5346 1.3602	1.5746 1.3877	1.4953	Ave		1.4695				5.7		20.0			
Benzyl alcohol	0.8099	0.2238 0.8335	0.4473 0.8423	0.6035 0.8589	0.7965	Qua	-0.353	0.8320	0.0016						1.0000		0.9900
1,2-Dichlorobenzene	1.3121	1.3710 1.2814	1.4058 1.2407	1.4313 1.2346	1.3643	Ave		1.3302				5.6		20.0			
2-Methylphenol	1.2625	0.8798 1.2604	1.1527 1.1938	1.2377 1.2033	1.3009	Ave		1.1864			0.7000	11.0		20.0			
2,2'-oxybis[1-chloropropane]	1.5348	1.7197 1.4737	1.7640 1.4186	1.7507 1.3986	1.6401	Ave		1.5875				9.5		20.0			
Benzoic acid	0.1856	+++++ 0.2169	0.0690 0.2303	0.1089 0.2220	0.1382	Qua	-0.506	0.2156	0.0004						0.9960		0.9900
3 & 4 Methylphenol	1.2705	0.6338 1.2387	0.9405 1.2287	1.1164 1.2133	1.2598	Ave		1.1127				20.0		20.0			
N-Nitrosodi-n-propylamine	0.8962	0.7268 0.8696	0.8836 0.8278	0.9591 0.8054	0.9679	Ave		0.8670			0.5000	9.2		20.0			
Acetophenone	1.6869	1.4558 1.6442	1.6503 1.5490	1.7735 1.5557	1.7642	Ave		1.6350			0.0100	6.7		20.0			
Hexachloroethane	0.5034	0.5013 0.4918	0.5224 0.4802	0.5379 0.4907	0.5192	Ave		0.5059			0.3000	3.8		20.0			
4-Chloroaniline	0.4440	+++++ 0.4365	0.4307 0.4190	0.4289 0.4366	0.4588	Ave		0.4364			0.0100	2.9		20.0			
Nitrobenzene	0.3363	0.2924 0.3351	0.3603 0.3208	0.3551 0.3296	0.3609	Ave		0.3363			0.2000	6.9		20.0			
2,4-Toluene diamine	0.0934	+++++ 0.0611	+++++ 0.0442	0.1869 0.0491	0.1660	Ave		0.1001				62.0	*	20.0			
Isophorone	0.6419	0.5038 0.6396	0.5922 0.6310	0.7239 0.6433	0.6854	Ave		0.6326			0.4000	10.0		20.0			
Caprolactam	0.1076	+++++ 0.1150	0.0144 0.1118	0.0546 0.1122	0.1079	Qua	-0.119	0.1271	0		0.0100				0.9990		0.9900
2,4-Dimethylphenol	0.3276	0.2004 0.3180	0.3259 0.2941	0.3583 0.2996	0.3528	Ave		0.3096			0.2000	16.0		20.0			
2-Nitrophenol	0.1773	0.0826 0.1735	0.1057 0.1669	0.1696 0.1666	0.1796	Qua	-0.052	0.1900	-0.001		0.1000				1.0000		0.9900
1,3,5-Trichlorobenzene	0.2912	0.2875 0.2839	0.2944 0.2757	0.3125 0.2830	0.2991	Ave		0.2909				3.9		20.0			
Bis(2-chloroethoxy)methane	0.3589	0.2256 0.3594	0.2860 0.3474	0.4046 0.3523	0.3935	Ave		0.3410			0.3000	17.0		20.0			
2,4-Dinitrophenol	0.1816	+++++ 0.1967	+++++ 0.1950	0.0229 0.2000	0.1286	Qua	-0.886	0.2307	0		0.0100				0.9990		0.9900

Note: The m1 coefficient is the same as Ave RRF for an Ave curve type.

FORM VI
GC/MS SEMI VOA INITIAL CALIBRATION DATA
INTERNAL STANDARD CURVE EVALUTION

Lab Name: TestAmerica North Canton Job No.: 240-1564-1 Analy Batch No.: 8805

SDG No.:

Instrument ID: A4AG2 GC Column: RXI-5SILMS ID: 0.45(mm) Heated Purge: (Y/N) N

Calibration Start Date: 07/18/2011 14:03 Calibration End Date: 07/18/2011 17:08 Calibration ID: 2517

ANALYTE	RRF					CURVE TYPE	COEFFICIENT			#	MIN RRF	%RSD	#	MAX %RSD	R^2 OR COD	#	MIN R^2 OR COD
	LVL 1 LVL 6	LVL 2 LVL 7	LVL 3 LVL 8	LVL 4 LVL 9	LVL 5		B	M1	M2								
4-Nitrophenol		+++++	+++++	0.0465	0.1080	Qua	-0.098	0.1067	0.0025						0.9960		0.9900
	0.1177	0.1457	0.1428	0.1668													
1,2,4-Trichlorobenzene		0.2949	0.3010	0.3059	0.2920	Ave		0.2923				2.7		20.0			
	0.2853	0.2862	0.2842	0.2891													
Naphthalene	1.1092	1.1096	1.1348	1.1550	1.0573	Ave		1.0519			0.7000	7.5		20.0			
	1.0051	0.9814	0.9521	0.9624													
2,4,6-Trichlorophenol		+++++	0.1657	0.2510	0.3147	Qua	-0.134	0.3276	0.0006		0.2000				1.0000		0.9900
	0.3247	0.3266	0.3285	0.3390													
2,4,5-Trichlorophenol		+++++	0.3013	0.3701	0.3713	Ave		0.3567			0.2000	7.0		20.0			
	0.3683	0.3645	0.3545	0.3667													
Hexachlorobutadiene		0.1365	0.1414	0.1441	0.1419	Ave		0.1403			0.0100	1.9		20.0			
	0.1380	0.1392	0.1385	0.1427													
1,2,3-Trichlorobenzene		0.2814	0.2768	0.2887	0.2737	Ave		0.2749				2.7		20.0			
	0.2718	0.2696	0.2644	0.2732													
4,6-Dinitro-2-methylphenol		+++++	+++++	0.0543	0.1146	Qua	-0.137	0.1324	0.0008		0.0100				0.9990		0.9900
	0.1263	0.1372	0.1386	0.1478													
4-Chloro-3-methylphenol		0.1532	0.2385	0.3063	0.3154	Ave		0.2762			0.2000	20.0		20.0			
	0.3000	0.3012	0.2928	0.3018													
2-Methylnaphthalene	0.5648	0.5747	0.6062	0.6240	0.5911	Ave		0.5729			0.4000	5.1		20.0			
	0.5581	0.5605	0.5364	0.5405													
Pentachlorophenol		+++++	+++++	0.0543	0.1145	Qua	-0.344	0.1434	0.0003		0.0500				1.0000		0.9900
	0.1315	0.1407	0.1460	0.1511													
1-Methylnaphthalene	0.6972	0.6678	0.6905	0.7103	0.6800	Ave		0.6566				6.2		20.0			
	0.6295	0.6197	0.6049	0.6098													
1,2,3,5-Tetrachlorobenzene		0.4456	0.4425	0.4641	0.4472	Ave		0.4379				3.8		20.0			
	0.4442	0.4226	0.4167	0.4201													
Hexachlorocyclopentadiene		0.1177	0.1531	0.2172	0.2691	Qua	-0.110	0.2877	0		0.0500				1.0000		0.9900
	0.2779	0.2759	0.2753	0.2783													
2,3,5,6-Tetrachlorophenol		+++++	0.1085	0.2202	0.2483	Qua	-0.120	0.2650	0.0004						1.0000		0.9900
	0.2564	0.2630	0.2682	0.2715													
1,2,3,4 -Tetrachlorobenzene		0.4224	0.4266	0.4415	0.4270	Ave		0.4130				4.9		20.0			
	0.4136	0.3974	0.3831	0.3923													
1,1'-Biphenyl	1.3720	1.5020	1.4861	1.5218	1.4369	Ave		1.3586			0.0100	10.0		20.0			
	1.3437	1.2300	1.1699	1.1655													
2-Chloronaphthalene	0.9704	1.0973	1.0742	1.1236	1.0763	Ave		1.0473			0.8000	4.8		20.0			
	1.0580	1.0126	0.9966	1.0169													
2-Nitroaniline		0.3114	0.3201	0.3540	0.3519	Ave		0.3288			0.0100	4.8		20.0			
	0.3299	0.3220	0.3161	0.3249													
Dimethyl phthalate		1.2641	1.2926	1.3047	1.2824	Ave		1.2545			0.0100	3.0		20.0			
	1.2334	1.2117	1.2065	1.2404													

Note: The m1 coefficient is the same as Ave RRF for an Ave curve type.

FORM VI
GC/MS SEMI VOA INITIAL CALIBRATION DATA
INTERNAL STANDARD CURVE EVALUTION

Lab Name: TestAmerica North Canton Job No.: 240-1564-1 Analy Batch No.: 8805

SDG No.:

Instrument ID: A4AG2 GC Column: RXI-5SILMS ID: 0.45(mm) Heated Purge: (Y/N) N

Calibration Start Date: 07/18/2011 14:03 Calibration End Date: 07/18/2011 17:08 Calibration ID: 2517

ANALYTE	RRF					CURVE TYPE	COEFFICIENT			#	MIN RRF	%RSD	#	MAX %RSD	R^2 OR COD	#	MIN R^2 OR COD
	LVL 1	LVL 2	LVL 3	LVL 4	LVL 5		B	M1	M2								
	LVL 6	LVL 7	LVL 8	LVL 9													
2,6-Dinitrotoluene		0.2299	0.2493	0.2777	0.2876	Ave		0.2734				8.0		20.0			
	0.2833	0.2836	0.2831	0.2924													
1,2-Dinitrobenzene		0.1061	0.1226	0.1397	0.1516	Ave		0.1404				12.0		20.0			
	0.1489	0.1510	0.1508	0.1521													
Acenaphthylene	1.7116	1.8633	1.8987	1.9337	1.8934	Ave		1.8101			0.9000	5.0		20.0			
	1.8123	1.7486	1.7093	1.7204													
3-Nitroaniline		0.1230	0.2759	0.3310	0.3537	Qua	-0.056	0.3502	0		0.0100				0.9990		0.9900
	0.3486	0.3483	0.3403	0.3522													
Acenaphthene	1.2406	1.1780	1.1736	1.1872	1.1419	Ave		1.0934			0.9000	11.0		20.0			
	1.0593	0.9823	0.9312	0.9463													
2,4-Dinitrotoluene		0.2698	0.3239	0.3671	0.3899	Ave		0.3612			0.2000	12.0		20.0			
	0.3814	0.3859	0.3788	0.3926													
Dibenzofuran	1.0781	1.6001	1.6133	1.6540	1.5987	Ave		1.5024			0.8000	11.0		20.0			
	1.5361	1.4994	1.4586	1.4833													
Diethyl phthalate		1.2547	1.3012	1.3249	1.2756	Ave		1.2457			0.0100	4.1		20.0			
	1.2200	1.2022	1.1854	1.2019													
4-Chlorophenyl phenyl ether		0.5385	0.5609	0.5637	0.5669	Ave		0.5507			0.4000	2.4		20.0			
	0.5480	0.5500	0.5287	0.5489													
4-Nitroaniline		0.1318	0.2393	0.3043	0.3608	Qua	-0.077	0.3543	0		0.0100				0.9990		0.9900
	0.3513	0.3413	0.3408	0.3483													
Fluorene	1.3373	1.3384	1.3569	1.3709	1.3313	Ave		1.2767			0.9000	7.0		20.0			
	1.2564	1.1891	1.1556	1.1545													
N-Nitrosodiphenylamine		0.6061	0.6204	0.6463	0.6187	Ave		0.5949			0.0100	5.5		20.0			
	0.5828	0.5693	0.5528	0.5628													
1,2-Diphenylhydrazine(as Azobenzene)		0.7913	0.8406	0.8756	0.8263	Ave		0.7853				7.6		20.0			
	0.7774	0.7338	0.7071	0.7304													
Azobenzene		0.7913	0.8406	0.8756	0.8263	Ave		0.7853				7.6		20.0			
	0.7774	0.7338	0.7071	0.7304													
4-Bromophenyl phenyl ether		0.1732	0.1785	0.1887	0.1856	Ave		0.1826			0.1000	2.9		20.0			
	0.1835	0.1806	0.1817	0.1889													
Hexachlorobenzene	0.1984	0.1879	0.1883	0.1928	0.1909	Ave		0.1920			0.1000	2.2		20.0			
	0.1893	0.1921	0.1894	0.1990													
Atrazine		0.1636	0.1929	0.2082	0.2031	Ave		0.1866			0.0100	9.0		20.0			
	0.1979	0.1859	0.1684	0.1725													
Benzidine		+++++	0.4099	0.5520	0.6012	Ave		0.6273				19.0		20.0			
	0.6778	0.7135	0.6891	0.7479													
Phenanthrene	1.1813	1.1283	1.1727	1.1963	1.1572	Ave		1.1262			0.7000	4.9		20.0			
	1.1131	1.0767	1.0473	1.0626													
Anthracene	1.2340	1.1518	1.2272	1.2203	1.1796	Ave		1.1566			0.7000	5.4		20.0			
	1.1366	1.1033	1.0659	1.0903													

Note: The m1 coefficient is the same as Ave RRF for an Ave curve type.

FORM VI
GC/MS SEMI VOA INITIAL CALIBRATION DATA
INTERNAL STANDARD CURVE EVALUTION

Lab Name: TestAmerica North Canton Job No.: 240-1564-1 Analy Batch No.: 8805

SDG No.:

Instrument ID: A4AG2 GC Column: RXI-5SILMS ID: 0.45(mm) Heated Purge: (Y/N) N

Calibration Start Date: 07/18/2011 14:03 Calibration End Date: 07/18/2011 17:08 Calibration ID: 2517

ANALYTE	RRF					CURVE TYPE	COEFFICIENT			#	MIN RRF	%RSD	#	MAX %RSD	R^2 OR COD	#	MIN R^2 OR COD
	LVL 1 LVL 6	LVL 2 LVL 7	LVL 3 LVL 8	LVL 4 LVL 9	LVL 5		B	M1	M2								
Carbazole		1.0544	1.1394	1.1714	1.1483	Ave		1.0998			0.0100	4.4		20.0			
	1.1007	1.0711	1.0426	1.0705													
Di-n-butyl phthalate		1.2972	1.3678	1.4018	1.3705	Ave		1.3086			0.0100	4.9		20.0			
	1.2923	1.2633	1.2281	1.2474													
3,3'-Dimethoxybenzidine		+++++	0.1424	0.1909	0.2378	Ave		0.2276				20.0		20.0			
	0.2492	0.2614	0.2459	0.2659													
Fluoranthene	1.0988	1.0750	1.1455	1.1713	1.1598	Ave		1.1079			0.6000	3.8		20.0			
	1.1166	1.0661	1.0578	1.0801													
Pyrene	1.2530	1.2242	1.2425	1.2991	1.2356	Ave		1.2207			0.6000	3.7		20.0			
	1.1980	1.1851	1.1402	1.2083													
Butyl benzyl phthalate		0.5846	0.6603	0.6411	0.6186	Ave		0.6030			0.0100	5.7		20.0			
	0.5947	0.5839	0.5564	0.5845													
Bis(2-ethylhexyl) phthalate		0.8141	0.8588	0.8799	0.8548	Ave		0.8190			0.0100	5.2		20.0			
	0.8173	0.7890	0.7588	0.7797													
4,4'-Methylene bis(2-chloroaniline)		0.1462	0.1752	0.1992	0.2044	Ave		0.1960				12.0		20.0			
	0.2077	0.2115	0.2048	0.2190													
3,3'-Dichlorobenzidine		0.3499	0.3791	0.4167	0.4217	Ave		0.4095			0.0100	7.4		20.0			
	0.4229	0.4206	0.4170	0.4479													
Benzo[a]anthracene	1.0875	1.0549	1.0653	1.0925	1.0780	Ave		1.0812			0.8000	2.3		20.0			
	1.0838	1.0659	1.0627	1.1399													
Chrysene	1.1075	1.0532	1.0625	1.0977	1.0192	Ave		1.0497			0.7000	3.4		20.0			
	1.0183	1.0243	1.0079	1.0570													
Di-n-octyl phthalate		1.4256	1.4754	1.6057	1.6048	Ave		1.5331			0.0100	4.2		20.0			
	1.5715	1.5509	1.4911	1.5396													
Benzo[b]fluoranthene	0.9789	1.1104	1.1411	1.1978	1.2119	Ave		1.1670			0.7000	7.0		20.0			
	1.2170	1.2222	1.1854	1.2380													
Benzo[k]fluoranthene	1.5454	1.2184	1.2607	1.3026	1.2460	Ave		1.2769			0.7000	8.5		20.0			
	1.1987	1.2117	1.1997	1.3089													
Benzo[a]pyrene	1.0702	1.0422	1.0933	1.1279	1.1326	Ave		1.1078			0.7000	3.3		20.0			
	1.1163	1.1136	1.1069	1.1669													
Indeno[1,2,3-cd]pyrene	1.1222	1.1688	1.2028	1.2624	1.2873	Ave		1.2534			0.5000	6.0		20.0			
	1.2757	1.3027	1.2961	1.3630													
Dibenzo(a,h)anthracene	0.8666	0.9091	1.0190	1.0497	1.0956	Ave		1.0416			0.4000	9.1		20.0			
	1.0867	1.0999	1.0938	1.1538													
Benzo[g,h,i]perylene	1.0041	0.9368	1.0117	1.0333	1.0472	Ave		1.0351			0.5000	4.8		20.0			
	1.0468	1.0600	1.0570	1.1190													
2-Fluorophenol (Surr)		0.9558	1.0185	1.1810	1.1873	Ave		1.1238				7.8		20.0			
	1.1694	1.1772	1.1264	1.1745													
Phenol-d5 (Surr)		1.0366	1.3199	1.5215	1.5081	Ave		1.4061				11.0		20.0			
	1.4781	1.4778	1.4395	1.4675													

Note: The m1 coefficient is the same as Ave RRF for an Ave curve type.

FORM VI
GC/MS SEMI VOA INITIAL CALIBRATION DATA
INTERNAL STANDARD CURVE EVALUTION

Lab Name: TestAmerica North Canton Job No.: 240-1564-1 Analy Batch No.: 8805

SDG No.:

Instrument ID: A4AG2 GC Column: RXI-5SILMS ID: 0.45(mm) Heated Purge: (Y/N) N

Calibration Start Date: 07/18/2011 14:03 Calibration End Date: 07/18/2011 17:08 Calibration ID: 2517

ANALYTE	RRF					CURVE TYPE	COEFFICIENT			#	MIN RRF	%RSD	#	MAX %RSD	R^2 OR COD	#	MIN R^2 OR COD
	LVL 1 LVL 6	LVL 2 LVL 7	LVL 3 LVL 8	LVL 4 LVL 9	LVL 5		B	M1	M2								
Nitrobenzene-d5 (Surr)	0.2005 0.3653	0.3229 0.3652	0.3648 0.3527	0.4030 0.3651	0.3919	Ave		0.3479				17.0		20.0			
2-Fluorobiphenyl (Surr)	0.9495 1.2282	1.2538 1.1892	1.2614 1.1601	1.3166 1.1700	1.2631	Ave		1.1991				8.9		20.0			
2,4,6-Tribromophenol (Surr)	0.1433	0.0619 0.1486	0.1078 0.1518	0.1250 0.1597	0.1420	Qua	-0.022	0.1352	0.0010						1.0000		0.9900
Terphenyl-d14 (Surr)	0.6594 0.6917	0.6885 0.6999	0.6981 0.6818	0.7292 0.7262	0.7037	Ave		0.6976				3.1		20.0			

Note: The m1 coefficient is the same as Ave RRF for an Ave curve type.

FORM VI
GC/MS SEMI VOA INITIAL CALIBRATION DATA
INTERNAL STANDARD RESPONSE AND CONCENTRATION

Lab Name: TestAmerica North Canton Job No.: 240-1564-1 Analy Batch No.: 8805

SDG No.:

Instrument ID: A4AG2 GC Column: RXI-5SILMS ID: 0.45(mm) Heated Purge: (Y/N) N

Calibration Start Date: 07/18/2011 14:03 Calibration End Date: 07/18/2011 17:08 Calibration ID: 2517

Calibration Files:

LEVEL:	LAB SAMPLE ID:	LAB FILE ID:
Level 1	STD1 240-8805/12	0718110.D
Level 2	STD2 240-8805/11	0718109.D
Level 3	STD3 240-8805/10	0718108.D
Level 4	STD4 240-8805/9	0718107.D
Level 5	STD5 240-8805/8	0718106.D
Level 6	STD6 240-8805/7	0718105.D
Level 7	STD7 240-8805/6	0718104.D
Level 8	STD8 240-8805/5	0718103.D
Level 9	STD9 240-8805/4	0718102.D

ANALYTE	IS REF	CURVE TYPE	RESPONSE					CONCENTRATION (NG/UL)				
			LVL 1 LVL 6	LVL 2 LVL 7	LVL 3 LVL 8	LVL 4 LVL 9	LVL 5	LVL 6	LVL 2 LVL 7	LVL 3 LVL 8	LVL 4 LVL 9	LVL 5
1,4-Dioxane	DCB	Ave		19649	33107	63589	193767		0.500	1.00	2.00	5.00
			342157	496689	572575	719214		10.0	15.0	20.0	25.0	
N-Nitrosodimethylamine	DCB	Ave		28487	53027	103210	315639		0.500	1.00	2.00	5.00
			552830	813930	939702	1141223		10.0	15.0	20.0	25.0	
Pyridine	DCB	Ave		26794	53554	123014	451586		0.500	1.00	2.00	5.00
			851477	1306576	1573135	1900193		10.0	15.0	20.0	25.0	
Ethyl methacrylate	DCB	Ave		41088	69774	135431	406935		0.500	1.00	2.00	5.00
			695554	1000431	1170796	1404549		10.0	15.0	20.0	25.0	
3-Chloropropionitrile	DCB	Ave		25398	45527	89384	268633		0.500	1.00	2.00	5.00
			455143	671185	782332	939203		10.0	15.0	20.0	25.0	
Malononitrile	DCB	Ave		42437	81126	167767	540715		0.500	1.00	2.00	5.00
			940297	1360999	1592384	1904924		10.0	15.0	20.0	25.0	
Benzaldehyde	DCB	Qua		38862	71207	131353	348415		0.500	1.00	2.00	5.00
			469962	542222				10.0	15.0			
2,4-Dichlorophenol	NPT	Ave		+++++	+++++	118064	399586		+++++	+++++	2.00	5.00
			718207	1071977	1318185	1515516		10.0	15.0	20.0	25.0	
Phenol	DCB	Ave		39863	84604	180847	580825		0.500	1.00	2.00	5.00
			1055887	1532679	1882820	2205796		10.0	15.0	20.0	25.0	
Aniline	DCB	Qua		36740	88774	204273	699499		0.500	1.00	2.00	5.00
			1286113	1989734	2373106	3138128		10.0	15.0	20.0	25.0	
Bis(2-chloroethyl)ether	DCB	Ave		50880	103499	163586	530544		0.500	1.00	2.00	5.00
			999126	1297194	1696634	1709005		10.0	15.0	20.0	25.0	
2-Chlorophenol	DCB	Ave		34981	81571	160858	502075		0.500	1.00	2.00	5.00
			891028	1292077	1555268	1833674		10.0	15.0	20.0	25.0	
1,3-Dichlorobenzene	DCB	Ave		51332	94106	177614	535677		0.500	1.00	2.00	5.00
			941658	1367154	1651701	1940406		10.0	15.0	20.0	25.0	
1,4-Dichlorobenzene	DCB	Ave		54739	98161	185235	554183		0.500	1.00	2.00	5.00
			962375	1403757	1688610	1997345		10.0	15.0	20.0	25.0	

FORM VI
GC/MS SEMI VOA INITIAL CALIBRATION DATA
INTERNAL STANDARD RESPONSE AND CONCENTRATION

Lab Name: TestAmerica North Canton Job No.: 240-1564-1 Analy Batch No.: 8805

SDG No.:

Instrument ID: A4AG2 GC Column: RXI-5SILMS ID: 0.45(mm) Heated Purge: (Y/N) N

Calibration Start Date: 07/18/2011 14:03 Calibration End Date: 07/18/2011 17:08 Calibration ID: 2517

ANALYTE	IS REF	CURVE TYPE	RESPONSE					CONCENTRATION (NG/UL)				
			LVL 1 LVL 6	LVL 2 LVL 7	LVL 3 LVL 8	LVL 4 LVL 9	LVL 5	LVL 6	LVL 2 LVL 7	LVL 3 LVL 8	LVL 4 LVL 9	LVL 5
Benzyl alcohol	DCB	Qua		7837	28613	70998	295197		0.500	1.00	2.00	5.00
			543475	831652	1045631	1236249		10.0	15.0	20.0	25.0	
1,2-Dichlorobenzene	DCB	Ave		48014	89925	168378	505636		0.500	1.00	2.00	5.00
			880549	1278542	1540284	1776924		10.0	15.0	20.0	25.0	
2-Methylphenol	DCB	Ave		30812	73733	145607	482151		0.500	1.00	2.00	5.00
			847257	1257553	1482000	1731871		10.0	15.0	20.0	25.0	
2,2'-oxybis[1-chloropropane]	DCB	Ave		60227	112835	205949	607863		0.500	1.00	2.00	5.00
			1029997	1470360	1761069	2013016		10.0	15.0	20.0	25.0	
Benzoic acid	NPT	Qua		+++++	34488	96454	388076		+++++	2.00	4.00	10.0
			947733	1643755	2183040	2360341		20.0	30.0	40.0	50.0	
3 & 4 Methylphenol	DCB	Ave		22197	60160	131328	466902		0.500	1.00	2.00	5.00
			852628	1235936	1525308	1746351		10.0	15.0	20.0	25.0	
N-Nitrosodi-n-propylamine	DCB	Ave		25454	56521	112830	358721		0.500	1.00	2.00	5.00
			601409	867673	1027678	1159148		10.0	15.0	20.0	25.0	
Acetophenone	DCB	Ave		50986	105566	208631	653852		0.500	1.00	2.00	5.00
			1132037	1640550	1922967	2239138		10.0	15.0	20.0	25.0	
Hexachloroethane	DCB	Ave		17556	33416	63283	192430		0.500	1.00	2.00	5.00
			337840	490734	596166	706304		10.0	15.0	20.0	25.0	
4-Chloroaniline	NPT	Ave		+++++	107659	189970	644328		+++++	1.00	2.00	5.00
			1133821	1654141	1985699	2320500		10.0	15.0	20.0	25.0	
Nitrobenzene	NPT	Ave		39516	90064	157244	506799		0.500	1.00	2.00	5.00
			858691	1270101	1520151	1751943		10.0	15.0	20.0	25.0	
2,4-Toluene diamine	NPT	Ave		+++++	+++++	82755	233187		+++++	+++++	2.00	5.00
			238420	231647	209648	260916		10.0	15.0	20.0	25.0	
Isophorone	NPT	Ave		68084	148009	320591	962677		0.500	1.00	2.00	5.00
			1639214	2424095	2990287	3419095		10.0	15.0	20.0	25.0	
Caprolactam	NPT	Qua		+++++	3588	24175	151611		+++++	1.00	2.00	5.00
			274856	435663	529890	596361		10.0	15.0	20.0	25.0	
2,4-Dimethylphenol	NPT	Ave		27087	81462	158686	495544		0.500	1.00	2.00	5.00
			836712	1205075	1393493	1592519		10.0	15.0	20.0	25.0	
2-Nitrophenol	NPT	Qua		11166	26411	75107	252194		0.500	1.00	2.00	5.00
			452895	657364	790950	885583		10.0	15.0	20.0	25.0	
1,3,5-Trichlorobenzene	NPT	Ave		38857	73575	138410	420038		0.500	1.00	2.00	5.00
			743648	1075791	1306698	1504303		10.0	15.0	20.0	25.0	
Bis(2-chloroethoxy)methane	NPT	Ave		30489	71488	179170	552659		0.500	1.00	2.00	5.00
			916432	1362101	1646417	1872703		10.0	15.0	20.0	25.0	
2,4-Dinitrophenol	ANT	Qua		+++++	+++++	11766	208569		+++++	+++++	4.00	10.0
			520890	874435	1083258	1241846		20.0	30.0	40.0	50.0	
4-Nitrophenol	ANT	Qua		+++++	+++++	11949	87549		+++++	+++++	2.00	5.00
			168821	323748	396589	517741		10.0	15.0	20.0	25.0	
1,2,4-Trichlorobenzene	NPT	Ave		39856	75242	135479	410116		0.500	1.00	2.00	5.00
			728688	1084607	1346812	1536837		10.0	15.0	20.0	25.0	

FORM VI
GC/MS SEMI VOA INITIAL CALIBRATION DATA
INTERNAL STANDARD RESPONSE AND CONCENTRATION

Lab Name: TestAmerica North Canton Job No.: 240-1564-1 Analy Batch No.: 8805

SDG No.:

Instrument ID: A4AG2 GC Column: RXI-5SILMS ID: 0.45(mm) Heated Purge: (Y/N) N

Calibration Start Date: 07/18/2011 14:03 Calibration End Date: 07/18/2011 17:08 Calibration ID: 2517

ANALYTE	IS REF	CURVE TYPE	RESPONSE					CONCENTRATION (NG/UL)				
			LVL 1 LVL 6	LVL 2 LVL 7	LVL 3 LVL 8	LVL 4 LVL 9	LVL 5	LVL 1 LVL 6	LVL 2 LVL 7	LVL 3 LVL 8	LVL 4 LVL 9	LVL 5
Naphthalene	NPT	Ave	24406	149961	283622	511517	1484954	0.100	0.500	1.00	2.00	5.00
			2566665	3719359	4511956	5115552		10.0	15.0	20.0	25.0	
2,4,6-Trichlorophenol	ANT	Qua		+++++	24554	64452	255203		+++++	1.00	2.00	5.00
			465802	725832	912304	1052320		10.0	15.0	20.0	25.0	
2,4,5-Trichlorophenol	ANT	Ave		+++++	44646	95061	301090		+++++	1.00	2.00	5.00
			528271	810220	984324	1138352		10.0	15.0	20.0	25.0	
Hexachlorobutadiene	NPT	Ave		18448	35333	63798	199294		0.500	1.00	2.00	5.00
			352327	527719	656550	758741		10.0	15.0	20.0	25.0	
1,2,3-Trichlorobenzene	NPT	Ave		38034	69188	127840	384407		0.500	1.00	2.00	5.00
			694154	1021598	1252998	1452066		10.0	15.0	20.0	25.0	
4,6-Dinitro-2-methylphenol	PHN	Qua		+++++	+++++	22132	148655		+++++	+++++	2.00	5.00
			290174	493858	623965	735626		10.0	15.0	20.0	25.0	
4-Chloro-3-methylphenol	NPT	Ave		20709	59603	135650	443008		0.500	1.00	2.00	5.00
			766103	1141411	1387640	1604362		10.0	15.0	20.0	25.0	
2-Methylnaphthalene	NPT	Ave	12427	77676	151524	276339	830223	0.100	0.500	1.00	2.00	5.00
			1425295	2124162	2541950	2872905		10.0	15.0	20.0	25.0	
Pentachlorophenol	PHN	Qua		+++++	+++++	44240	297140		+++++	+++++	4.00	10.0
			604401	1013373	1314587	1504026		20.0	30.0	40.0	50.0	
1-Methylnaphthalene	NPT	Ave	15340	90250	172595	314559	955023	0.100	0.500	1.00	2.00	5.00
			1607482	2348393	2866303	3240989		10.0	15.0	20.0	25.0	
1,2,3,5-Tetrachlorobenzene	ANT	Ave		34102	65558	119187	362577		0.500	1.00	2.00	5.00
			637152	939337	1157074	1304315		10.0	15.0	20.0	25.0	
Hexachlorocyclopentadiene	ANT	Qua		9011	22686	55772	218236		0.500	1.00	2.00	5.00
			398619	613265	764472	863932		10.0	15.0	20.0	25.0	
2,3,5,6-Tetrachlorophenol	ANT	Qua		+++++	16080	56565	201367		+++++	1.00	2.00	5.00
			367812	584594	744813	842906		10.0	15.0	20.0	25.0	
1,2,3,4 -Tetrachlorobenzene	ANT	Ave		32326	63205	113402	346220		0.500	1.00	2.00	5.00
			593384	883243	1063848	1217957		10.0	15.0	20.0	25.0	
1,1'-Biphenyl	ANT	Ave	18404	114954	220187	390837	1165103	0.100	0.500	1.00	2.00	5.00
			1927548	2733752	3248778	3618489		10.0	15.0	20.0	25.0	
2-Chloronaphthalene	ANT	Ave	13017	83979	159158	288572	872708	0.100	0.500	1.00	2.00	5.00
			1517723	2250579	2767564	3157176		10.0	15.0	20.0	25.0	
2-Nitroaniline	ANT	Ave		23834	47433	90906	285379		0.500	1.00	2.00	5.00
			473248	715789	877877	1008775		10.0	15.0	20.0	25.0	
Dimethyl phthalate	ANT	Ave		96747	191516	335080	1039820		0.500	1.00	2.00	5.00
			1769392	2693102	3350291	3851067		10.0	15.0	20.0	25.0	
2,6-Dinitrotoluene	ANT	Ave		17598	36941	71329	233164		0.500	1.00	2.00	5.00
			406365	630387	786280	907825		10.0	15.0	20.0	25.0	
1,2-Dinitrobenzene	ANT	Ave		8122	18165	35885	122938		0.500	1.00	2.00	5.00
			213580	335528	418810	472312		10.0	15.0	20.0	25.0	
Acenaphthylene	ANT	Ave	22959	142606	281315	496626	1535267	0.100	0.500	1.00	2.00	5.00
			2599789	3886578	4746629	5341057		10.0	15.0	20.0	25.0	

FORM VI
GC/MS SEMI VOA INITIAL CALIBRATION DATA
INTERNAL STANDARD RESPONSE AND CONCENTRATION

Lab Name: TestAmerica North Canton Job No.: 240-1564-1 Analy Batch No.: 8805

SDG No.:

Instrument ID: A4AG2 GC Column: RXI-5SILMS ID: 0.45(mm) Heated Purge: (Y/N) N

Calibration Start Date: 07/18/2011 14:03 Calibration End Date: 07/18/2011 17:08 Calibration ID: 2517

ANALYTE	IS REF	CURVE TYPE	RESPONSE					CONCENTRATION (NG/UL)				
			LVL 1 LVL 6	LVL 2 LVL 7	LVL 3 LVL 8	LVL 4 LVL 9	LVL 5	LVL 6	LVL 2 LVL 7	LVL 3 LVL 8	LVL 4 LVL 9	LVL 5
3-Nitroaniline	ANT	Qua		9411	40880	85003	286827		0.500	1.00	2.00	5.00
			500051	774218	945055	1093340		10.0	15.0	20.0	25.0	
Acenaphthene	ANT	Ave	16641	90156	173891	304910	925954	0.100	0.500	1.00	2.00	5.00
			1519653	2183288	2585754	2937891		10.0	15.0	20.0	25.0	
2,4-Dinitrotoluene	ANT	Ave		20647	47993	94275	316135		0.500	1.00	2.00	5.00
			547144	857761	1051823	1218899		10.0	15.0	20.0	25.0	
Dibenzofuran	ANT	Ave	14462	122463	239042	424788	1296318	0.100	0.500	1.00	2.00	5.00
			2203582	3332671	4050512	4604899		10.0	15.0	20.0	25.0	
Diethyl phthalate	ANT	Ave		96025	192790	340287	1034315		0.500	1.00	2.00	5.00
			1750081	2672084	3291744	3731359		10.0	15.0	20.0	25.0	
4-Chlorophenyl phenyl ether	ANT	Ave		41214	83108	144775	459649		0.500	1.00	2.00	5.00
			786184	1222418	1468233	1704160		10.0	15.0	20.0	25.0	
4-Nitroaniline	ANT	Qua		10084	35454	78157	292590		0.500	1.00	2.00	5.00
			504018	758602	946444	1081478		10.0	15.0	20.0	25.0	
Fluorene	ANT	Ave	17938	102434	201049	352098	1079474	0.100	0.500	1.00	2.00	5.00
			1802393	2643050	3209031	3584313		10.0	15.0	20.0	25.0	
N-Nitrosodiphenylamine	PHN	Ave		74656	146407	263341	802546		0.500	1.00	2.00	5.00
			1339354	2049884	2488355	2801654		10.0	15.0	20.0	25.0	
1,2-Diphenylhydrazine(as Azobenzene)	PHN	Ave		97475	198389	356808	1071786		0.500	1.00	2.00	5.00
			1786365	2641934	3182729	3636234		10.0	15.0	20.0	25.0	
Azobenzene	PHN	Ave		97475	198389	356808	1071786		0.500	1.00	2.00	5.00
			1786365	2641934	3182729	3636234		10.0	15.0	20.0	25.0	
4-Bromophenyl phenyl ether	PHN	Ave		21339	42125	76895	240777		0.500	1.00	2.00	5.00
			421659	650358	817989	940503		10.0	15.0	20.0	25.0	
Hexachlorobenzene	PHN	Ave	4329	23149	44435	78571	247680	0.100	0.500	1.00	2.00	5.00
			434920	691777	852361	990631		10.0	15.0	20.0	25.0	
Atrazine	PHN	Ave		20149	45533	84820	263476		0.500	1.00	2.00	5.00
			454795	669382	757851	858840		10.0	15.0	20.0	25.0	
Benzidine	CRY	Ave		+++++	95740	217768	769127		+++++	1.00	2.00	5.00
			1515787	2474426	3050105	3542994		10.0	15.0	20.0	25.0	
Phenanthrene	PHN	Ave	25774	138985	276759	487459	1500946	0.100	0.500	1.00	2.00	5.00
			2557787	3876679	4714139	5289783		10.0	15.0	20.0	25.0	
Anthracene	PHN	Ave	26924	141886	289623	497252	1530075	0.100	0.500	1.00	2.00	5.00
			2611873	3972581	4797768	5427838		10.0	15.0	20.0	25.0	
Carbazole	PHN	Ave		129884	268899	477309	1489503		0.500	1.00	2.00	5.00
			2529337	3856408	4692948	5329174		10.0	15.0	20.0	25.0	
Di-n-butyl phthalate	PHN	Ave		159796	322805	571222	1777671		0.500	1.00	2.00	5.00
			2969678	4548669	5527760	6209644		10.0	15.0	20.0	25.0	
3,3'-Dimethoxybenzidine	CRY	Ave		+++++	33254	75308	304269		+++++	1.00	2.00	5.00
			557229	906500	1088625	1259767		10.0	15.0	20.0	25.0	
Fluoranthene	PHN	Ave	23974	132420	270343	477300	1504338	0.100	0.500	1.00	2.00	5.00
			2566018	3838691	4761446	5376751		10.0	15.0	20.0	25.0	

FORM VI
GC/MS SEMI VOA INITIAL CALIBRATION DATA
INTERNAL STANDARD RESPONSE AND CONCENTRATION

Lab Name: TestAmerica North Canton Job No.: 240-1564-1 Analy Batch No.: 8805

SDG No.:

Instrument ID: A4AG2 GC Column: RXI-5SILMS ID: 0.45(mm) Heated Purge: (Y/N) N

Calibration Start Date: 07/18/2011 14:03 Calibration End Date: 07/18/2011 17:08 Calibration ID: 2517

ANALYTE	IS REF	CURVE TYPE	RESPONSE					CONCENTRATION (NG/UL)				
			LVL 1 LVL 6	LVL 2 LVL 7	LVL 3 LVL 8	LVL 4 LVL 9	LVL 5	LVL 1 LVL 6	LVL 2 LVL 7	LVL 3 LVL 8	LVL 4 LVL 9	LVL 5
Pyrene	CRY	Ave	26650	142872	290223	512473	1580851	0.100	0.500	1.00	2.00	5.00
			2679125	4109919	5046841	5723627		10.0	15.0	20.0	25.0	
Butyl benzyl phthalate	CRY	Ave		68230	154221	252882	791420		0.500	1.00	2.00	5.00
			1330077	2025142	2462945	2769007		10.0	15.0	20.0	25.0	
Bis(2-ethylhexyl) phthalate	CRY	Ave		95009	200584	347118	1093584		0.500	1.00	2.00	5.00
			1827895	2736195	3358652	3693309		10.0	15.0	20.0	25.0	
4,4'-Methylene bis(2-chloroaniline)	CRY	Ave		17068	40915	78562	261506		0.500	1.00	2.00	5.00
			464485	733654	906299	1037387		10.0	15.0	20.0	25.0	
3,3'-Dichlorobenzidine	CRY	Ave		40834	88557	164369	539542		0.500	1.00	2.00	5.00
			945786	1458752	1845694	2121538		10.0	15.0	20.0	25.0	
Benzo[a]anthracene	CRY	Ave	23130	123113	248821	430961	1379166	0.100	0.500	1.00	2.00	5.00
			2423707	3696715	4704011	5399811		10.0	15.0	20.0	25.0	
Chrysene	CRY	Ave	23554	122914	248166	433004	1303965	0.100	0.500	1.00	2.00	5.00
			2277361	3552317	4461391	5006904		10.0	15.0	20.0	25.0	
Di-n-octyl phthalate	PRY	Ave		151625	309996	563841	1851972		0.500	1.00	2.00	5.00
			3204415	4971537	6105046	6854647		10.0	15.0	20.0	25.0	
Benzo[b]fluoranthene	PRY	Ave	18528	118095	239769	420610	1398590	0.100	0.500	1.00	2.00	5.00
			2481493	3917791	4853380	5511758		10.0	15.0	20.0	25.0	
Benzo[k]fluoranthene	PRY	Ave	29251	129582	264894	457389	1437887	0.100	0.500	1.00	2.00	5.00
			2444188	3884070	4912171	5827749		10.0	15.0	20.0	25.0	
Benzo[a]pyrene	PRY	Ave	20257	110842	229712	396052	1307010	0.100	0.500	1.00	2.00	5.00
			2276216	3569586	4532243	5195429		10.0	15.0	20.0	25.0	
Indeno[1,2,3-cd]pyrene	PRY	Ave	21240	124303	252736	443272	1485602	0.100	0.500	1.00	2.00	5.00
			2601194	4175948	5306708	6068319		10.0	15.0	20.0	25.0	
Dibenzo(a,h)anthracene	PRY	Ave	16403	96683	214110	368581	1264300	0.100	0.500	1.00	2.00	5.00
			2215812	3525828	4478449	5137034		10.0	15.0	20.0	25.0	
Benzo[g,h,i]perylene	PRY	Ave	19006	99639	212565	362842	1208449	0.100	0.500	1.00	2.00	5.00
			2134467	3397983	4327691	4981908		10.0	15.0	20.0	25.0	
2-Fluorophenol (Surr)	DCB	Ave		33474	65153	138928	440062		0.500	1.00	2.00	5.00
			784777	1174609	1398419	1690449		10.0	15.0	20.0	25.0	
Phenol-d5 (Surr)	DCB	Ave		36304	84432	178984	558936		0.500	1.00	2.00	5.00
			991892	1474480	1787079	2112138		10.0	15.0	20.0	25.0	
Nitrobenzene-d5 (Surr)	NPT	Ave	4412	43646	91171	178476	550417	0.100	0.500	1.00	2.00	5.00
			932759	1384074	1671308	1940427		10.0	15.0	20.0	25.0	
2-Fluorobiphenyl (Surr)	ANT	Ave	12736	95955	186895	338143	1024156	0.100	0.500	1.00	2.00	5.00
			1761902	2643093	3221536	3632498		10.0	15.0	20.0	25.0	
2,4,6-Tribromophenol (Surr)	ANT	Qua		4740	15973	32098	115154		0.500	1.00	2.00	5.00
			205522	330341	421404	495838		10.0	15.0	20.0	25.0	
Terphenyl-d14 (Surr)	CRY	Ave	14024	80351	163068	287665	900274	0.100	0.500	1.00	2.00	5.00
			1546836	2427359	3017775	3440043		10.0	15.0	20.0	25.0	

FORM VI
GC/MS SEMI VOA INITIAL CALIBRATION DATA
INTERNAL STANDARD RESPONSE AND CONCENTRATION

Lab Name: TestAmerica North Canton | Job No.: 240-1564-1 | Analy Batch No.: 8805

SDG No.:

Instrument ID: A4AG2 | GC Column: RXI-5SILMS ID: 0.45(mm) | Heated Purge: (Y/N) N

Calibration Start Date: 07/18/2011 14:03 | Calibration End Date: 07/18/2011 17:08 | Calibration ID: 2517

Curve Type Legend:
Ave = Average ISTD
Qua = Quadratic ISTD

FORM VII
GC/MS SEMI VOA CONTINUING CALIBRATION DATA

Lab Name: TestAmerica North Canton Job No.: 240-1564-1

SDG No.:

Lab Sample ID: ICV 240-8805/13 Calibration Date: 07/18/2011 17:25

Instrument ID: A4AG2 Calib Start Date: 07/18/2011 14:03

GC Column: RXI-5SILMS ID: 0.45(mm) Calib End Date: 07/18/2011 17:08

Lab File ID: 0718111.D Conc. Units: ng/uL

ANALYTE	CURVE TYPE	AVE RRF	RRF	MIN RRF	CALC AMOUNT	SPIKE AMOUNT	%D	MAX %D
1,4-Dioxane	Ave	0.5138	0.4984		9.70	10.0	-3.0	30.0
N-Nitrosodimethylamine	Ave	0.8201	0.8228		10.0	10.0	0.3	30.0
Pyridine	Ave	1.129	1.253		11.1	10.0	11.0	30.0
Ethyl methacrylate	Ave	1.059	1.029		9.72	10.0	-2.8	30.0
3-Chloropropionitrile	Ave	0.6944	0.6849		9.86	10.0	-1.4	30.0
Malononitrile	Ave	1.342	1.336		9.95	10.0	-0.5	30.0
Benzaldehyde	Qua		0.9000	0.0100		10.0		30.0
Phenol	Ave	1.466	1.580	0.8000	10.8	10.0	7.8	30.0
Aniline	Qua		1.944		10.4	10.0	4.0	30.0
Bis(2-chloroethyl)ether	Ave	1.404	1.461	0.7000	10.4	10.0	4.0	30.0
2-Chlorophenol	Ave	1.268	1.336	0.8000	10.5	10.0	5.3	30.0
1,3-Dichlorobenzene	Ave	1.418	1.427		10.1	10.0	0.6	30.0
1,4-Dichlorobenzene	Ave	1.470	1.460		9.93	10.0	-0.7	30.0
Benzyl alcohol	Qua		0.8648		10.6	10.0	6.0	30.0
1,2-Dichlorobenzene	Ave	1.330	1.335		10.0	10.0	0.4	30.0
2-Methylphenol	Ave	1.186	1.256	0.7000	10.6	10.0	5.8	30.0
2,2'-oxybis[1-chloropropane]	Ave	1.588	1.675		10.6	10.0	5.5	30.0
3 & 4 Methylphenol	Ave	1.113	1.271		11.4	10.0	14.2	30.0
N-Nitrosodi-n-propylamine	Ave	0.8670	0.9652	0.5000	11.1	10.0	11.3	30.0
Acetophenone	Ave	1.635	1.776	0.0100	10.9	10.0	8.6	30.0
Hexachloroethane	Ave	0.5059	0.5162	0.3000	10.2	10.0	2.0	30.0
Nitrobenzene	Ave	0.3363	0.3442	0.2000	10.2	10.0	2.3	30.0
Isophorone	Ave	0.6326	0.6826	0.4000	10.8	10.0	7.9	30.0
2,4-Dimethylphenol	Ave	0.3096	0.3228	0.2000	10.4	10.0	4.3	30.0
2-Nitrophenol	Qua		0.1722	0.1000	9.79	10.0	-2.1	30.0
1,3,5-Trichlorobenzene	Ave	0.2909	0.2854		9.81	10.0	-1.9	30.0
Bis(2-chloroethoxy)methane	Ave	0.3410	0.3759	0.3000	11.0	10.0	10.2	30.0
Benzoic acid	Qua		0.1765		18.1	20.0	-9.5	30.0
2,4-Dichlorophenol	Ave	0.2797	0.2792	0.2000	9.98	10.0	-0.2	30.0
1,2,4-Trichlorobenzene	Ave	0.2923	0.2853		9.76	10.0	-2.4	30.0
Naphthalene	Ave	1.052	1.014	0.7000	9.64	10.0	-3.6	30.0
4-Chloroaniline	Ave	0.4364	0.4482	0.0100	10.3	10.0	2.7	30.0
Hexachlorobutadiene	Ave	0.1403	0.1394	0.0100	9.93	10.0	-0.7	30.0
1,2,3-Trichlorobenzene	Ave	0.2749	0.2720		9.89	10.0	-1.1	30.0
Caprolactam	Qua		0.1149	0.0100	10.3	10.0	3.0	30.0
4-Chloro-3-methylphenol	Ave	0.2762	0.3060	0.2000	11.1	10.0	10.8	30.0
2-Methylnaphthalene	Ave	0.5729	0.5775	0.4000	10.1	10.0	0.8	30.0
1-Methylnaphthalene	Ave	0.6566	0.6579		10.0	10.0	0.2	30.0
1,2,3,5-Tetrachlorobenzene	Ave	0.4379	0.4242		9.69	10.0	-3.1	30.0
Hexachlorocyclopentadiene	Qua		0.2377	0.0500	8.71	10.0	-12.9	30.0
2,4,6-Trichlorophenol	Qua		0.3135	0.2000	9.80	10.0	-2.0	30.0

FORM VII
GC/MS SEMI VOA CONTINUING CALIBRATION DATA

Lab Name: TestAmerica North Canton Job No.: 240-1564-1

SDG No.:

Lab Sample ID: ICV 240-8805/13 Calibration Date: 07/18/2011 17:25

Instrument ID: A4AG2 Calib Start Date: 07/18/2011 14:03

GC Column: RXI-5SILMS ID: 0.45(mm) Calib End Date: 07/18/2011 17:08

Lab File ID: 0718111.D Conc. Units: ng/uL

ANALYTE	CURVE TYPE	AVE RRF	RRF	MIN RRF	CALC AMOUNT	SPIKE AMOUNT	%D	MAX %D
2,4,5-Trichlorophenol	Ave	0.3567	0.3566	0.2000	10.0	10.0	-0.0	30.0
2,4-Toluene diamine	Ave	0.1001	0.1440		14.4	10.0	43.8*	30.0
1,1'-Biphenyl	Ave	1.359	1.297	0.0100	9.55	10.0	-4.5	30.0
1,2,3,4 -Tetrachlorobenzene	Ave	0.4130	0.4035		9.77	10.0	-2.3	30.0
2-Chloronaphthalene	Ave	1.047	1.037	0.8000	9.90	10.0	-1.0	30.0
2-Nitroaniline	Ave	0.3288	0.3361	0.0100	10.2	10.0	2.2	30.0
Dimethyl phthalate	Ave	1.254	1.263	0.0100	10.1	10.0	0.7	30.0
2,6-Dinitrotoluene	Ave	0.2734	0.2811		10.3	10.0	2.8	30.0
1,2-Dinitrobenzene	Ave	0.1404	0.1479		10.5	10.0	5.4	30.0
Acenaphthylene	Ave	1.810	1.796	0.9000	9.92	10.0	-0.8	30.0
3-Nitroaniline	Qua		0.3453	0.0100	10.0	10.0	0.0	30.0
2,4-Dinitrophenol	Qua		0.1286	0.0100	15.3	20.0	-23.5	30.0
Acenaphthene	Ave	1.093	1.057	0.9000	9.67	10.0	-3.3	30.0
4-Nitrophenol	Qua		0.1321		10.7	10.0	7.0	30.0
2,4-Dinitrotoluene	Ave	0.3612	0.3839	0.2000	10.6	10.0	6.3	30.0
Dibenzofuran	Ave	1.502	1.535	0.8000	10.2	10.0	2.1	30.0
2,3,5,6-Tetrachlorophenol	Qua		0.2598		10.1	10.0	1.0	30.0
Diethyl phthalate	Ave	1.246	1.273	0.0100	10.2	10.0	2.2	30.0
4-Chlorophenyl phenyl ether	Ave	0.5507	0.5599	0.4000	10.2	10.0	1.7	30.0
4-Nitroaniline	Qua		0.3270	0.0100	9.51	10.0	-4.9	30.0
Fluorene	Ave	1.277	1.262	0.9000	9.88	10.0	-1.2	30.0
4,6-Dinitro-2-methylphenol	Qua		0.1051	0.0100	8.53	10.0	-14.7	30.0
N-Nitrosodiphenylamine	Ave	0.5949	0.5975	0.0100	10.0	10.0	0.4	30.0
1,2-Diphenylhydrazine(as Azobenzene)	Ave	0.7853	0.7938		10.1	10.0	1.1	30.0
Azobenzene	Ave	0.7853	0.7938		10.1	10.0	1.1	30.0
4-Bromophenyl phenyl ether	Ave	0.1826	0.1847	0.1000	10.1	10.0	1.1	30.0
Hexachlorobenzene	Ave	0.1920	0.1926	0.1000	10.0	10.0	0.3	30.0
Atrazine	Ave	0.1866	0.1976	0.0100	10.6	10.0	5.9	30.0
Pentachlorophenol	Qua		0.1370	0.0500	20.6	20.0	3.0	30.0
Phenanthrene	Ave	1.126	1.104	0.7000	9.80	10.0	-2.0	30.0
Anthracene	Ave	1.157	1.131	0.7000	9.78	10.0	-2.2	30.0
Carbazole	Ave	1.100	1.116	0.0100	10.1	10.0	1.5	30.0
Di-n-butyl phthalate	Ave	1.309	1.347	0.0100	10.3	10.0	2.9	30.0
Fluoranthene	Ave	1.108	1.112	0.6000	10.0	10.0	0.4	30.0
Benzidine	Ave	0.6273	0.5870		9.36	10.0	-6.4	30.0
Pyrene	Ave	1.221	1.186	0.6000	9.72	10.0	-2.8	30.0
Butyl benzyl phthalate	Ave	0.6030	0.5952	0.0100	9.87	10.0	-1.3	30.0
3,3'-Dimethoxybenzidine	Ave	0.2276	0.1824		8.01	10.0	-19.9	30.0
Bis(2-ethylhexyl) phthalate	Ave	0.8190	0.8387	0.0100	10.2	10.0	2.4	30.0
4,4'-Methylene bis(2-chloroaniline)	Ave	0.1960	0.2061		10.5	10.0	5.1	30.0

FORM VII
GC/MS SEMI VOA CONTINUING CALIBRATION DATA

Lab Name: TestAmerica North Canton Job No.: 240-1564-1

SDG No.:

Lab Sample ID: ICV 240-8805/13 Calibration Date: 07/18/2011 17:25

Instrument ID: A4AG2 Calib Start Date: 07/18/2011 14:03

GC Column: RXI-5SILMS ID: 0.45(mm) Calib End Date: 07/18/2011 17:08

Lab File ID: 0718111.D Conc. Units: ng/uL

ANALYTE	CURVE TYPE	AVE RRF	RRF	MIN RRF	CALC AMOUNT	SPIKE AMOUNT	%D	MAX %D
3,3'-Dichlorobenzidine	Ave	0.4095	0.4152	0.0100	10.1	10.0	1.4	30.0
Benzo[a]anthracene	Ave	1.081	1.065	0.8000	9.85	10.0	-1.5	30.0
Chrysene	Ave	1.050	1.051	0.7000	10.0	10.0	0.1	30.0
Di-n-octyl phthalate	Ave	1.533	1.613	0.0100	10.5	10.0	5.2	30.0
Benzo[b]fluoranthene	Ave	1.167	1.193	0.7000	10.2	10.0	2.2	30.0
Benzo[k]fluoranthene	Ave	1.277	1.276	0.7000	10.0	10.0	-0.0	30.0
Benzo[a]pyrene	Ave	1.108	1.135	0.7000	10.2	10.0	2.5	30.0
Indeno[1,2,3-cd]pyrene	Ave	1.253	1.305	0.5000	10.4	10.0	4.1	30.0
Dibenzo(a,h)anthracene	Ave	1.042	1.106	0.4000	10.6	10.0	6.2	30.0
Benzo[g,h,i]perylene	Ave	1.035	1.056	0.5000	10.2	10.0	2.0	30.0
2-Fluorophenol (Surr)	Ave	1.124	1.164		10.4	10.0	3.6	30.0
Phenol-d5 (Surr)	Ave	1.406	1.494		10.6	10.0	6.3	30.0
Nitrobenzene-d5 (Surr)	Ave	0.3479	0.3534		10.2	10.0	1.6	30.0
2-Fluorobiphenyl (Surr)	Ave	1.199	1.212		10.1	10.0	1.1	30.0
2,4,6-Tribromophenol (Surr)	Qua		0.1493		10.4	10.0	4.0	30.0
Terphenyl-d14 (Surr)	Ave	0.6976	0.7044		10.1	10.0	1.0	30.0

FORM V
GC/MS SEMI VOA INSTRUMENT PERFORMANCE CHECK
DECAFLUOROTRIPHENYLPHOSPHINE (DFTPP)

Lab Name: TestAmerica North Canton Job No.: 240-1564-1

SDG No.:

Lab File ID: 0721101B.D DFTPP Injection Date: 07/21/2011

Instrument ID: A4AG2 DFTPP Injection Time: 11:41

Analysis Batch No.: 9245

M/E	ION ABUNDANCE CRITERIA	% RELATIVE ABUNDANCE	
51	30.0- 80.0% of mass 198	36.7	
68	Less than 2.0% of mass 69	0.4	(1.0)1
69	Mass 69 relative abundance	36.9	
70	Less than 2.0% of mass 69	0.2	(0.6)1
127	25.0 - 75.0% of mass 198	50.7	
197	Less than 1.0% of mass 198	0.0	
198	Base Peak, 100% relative abundance	100.0	
199	5.0 to 9.0% of mass 198	6.7	
275	10.0- 30.0% of mass 198	24.7	
365	Greater than 0.75% of mass 198	3.2	
441	Present, but less than mass 443	9.3	
442	40.0 - 110.0% of mass 198	64.8	
443	15.0 - 24.0% of mass 442	13.2	(20.4)2

1-Value is % mass 69 2-Value is % mass 442

THIS CHECK APPLIES TO THE FOLLOWING SAMPLES, MS, MSD, BLANKS AND STANDARDS:

CLIENT SAMPLE ID	LAB SAMPLE ID	LAB FILE ID	DATE ANALYZED	TIME ANALYZED
	CCV 240-9245/4	0721102.D	07/21/2011	11:57
	CCV 240-9245/5	0721103.D	07/21/2011	12:14
MSA-MW30I-062911	240-1591-2	0721117.D	07/21/2011	17:06

FORM VII
GC/MS SEMI VOA CONTINUING CALIBRATION DATA

Lab Name: TestAmerica North Canton Job No.: 240-1564-1

SDG No.:

Lab Sample ID: CCV 240-9245/4 Calibration Date: 07/21/2011 11:57

Instrument ID: A4AG2 Calib Start Date: 07/18/2011 14:03

GC Column: RXI-5SILMS ID: 0.45(mm) Calib End Date: 07/18/2011 17:08

Lab File ID: 0721102.D Conc. Units: ng/uL

ANALYTE	CURVE TYPE	AVE RRF	RRF	MIN RRF	CALC AMOUNT	SPIKE AMOUNT	%D	MAX %D
1,4-Dioxane	Ave	0.5138	0.4979		9.69	10.0	-3.1	20.0
N-Nitrosodimethylamine	Ave	0.8201	0.8242		10.0	10.0	0.5	20.0
Pyridine	Ave	1.129	1.334		11.8	10.0	18.2	20.0
Ethyl methacrylate	Ave	1.059	1.033		9.75	10.0	-2.5	20.0
3-Chloropropionitrile	Ave	0.6944	0.7128		10.3	10.0	2.7	20.0
Malononitrile	Ave	1.342	1.449		10.8	10.0	7.9	20.0
Benzaldehyde	Qua		0.7939	0.0100	13.0	10.0	30.0*	20.0
Phenol	Ave	1.466	1.646	0.8000	11.2	10.0	12.3	20.0
Aniline	Qua		2.194		11.6	10.0	16.0	20.0
Bis(2-chloroethyl)ether	Ave	1.404	1.365	0.7000	9.72	10.0	-2.8	20.0
2-Chlorophenol	Ave	1.268	1.386	0.8000	10.9	10.0	9.3	20.0
1,3-Dichlorobenzene	Ave	1.418	1.446		10.2	10.0	2.0	20.0
1,4-Dichlorobenzene	Ave	1.470	1.511		10.3	10.0	2.8	20.0
Benzyl alcohol	Qua		0.7728		9.54	10.0	-4.6	20.0
1,2-Dichlorobenzene	Ave	1.330	1.385		10.4	10.0	4.1	20.0
2-Methylphenol	Ave	1.186	1.383	0.7000	11.7	10.0	16.5	20.0
2,2'-oxybis[1-chloropropane]	Ave	1.588	1.676		10.6	10.0	5.6	20.0
3 & 4 Methylphenol	Ave	1.113	1.385		12.4	10.0	24.5*	20.0
N-Nitrosodi-n-propylamine	Ave	0.8670	0.9782	0.5000	11.3	10.0	12.8	20.0
Acetophenone	Ave	1.635	1.813	0.0100	11.1	10.0	10.9	20.0
Hexachloroethane	Ave	0.5059	0.5253	0.3000	10.4	10.0	3.8	20.0
Nitrobenzene	Ave	0.3363	0.3588	0.2000	10.7	10.0	6.7	20.0
Isophorone	Ave	0.6326	0.6996	0.4000	11.1	10.0	10.6	20.0
2-Nitrophenol	Qua		0.1931	0.1000	11.0	10.0	10.0	20.0
2,4-Dimethylphenol	Ave	0.3096	0.3209	0.2000	10.4	10.0	3.6	20.0
1,3,5-Trichlorobenzene	Ave	0.2909	0.2877		9.89	10.0	-1.1	20.0
Bis(2-chloroethoxy)methane	Ave	0.3410	0.3882	0.3000	11.4	10.0	13.9	20.0
Benzoic acid	Qua		0.1871		19.0	20.0	-5.0	20.0
2,4-Dichlorophenol	Ave	0.2797	0.2949	0.2000	10.5	10.0	5.4	20.0
1,2,4-Trichlorobenzene	Ave	0.2923	0.2914		9.97	10.0	-0.3	20.0
Naphthalene	Ave	1.052	1.061	0.7000	10.1	10.0	0.9	20.0
4-Chloroaniline	Ave	0.4364	0.4753	0.0100	10.9	10.0	8.9	20.0
Hexachlorobutadiene	Ave	0.1403	0.1352	0.0100	9.64	10.0	-3.6	20.0
1,2,3-Trichlorobenzene	Ave	0.2749	0.2753		10.0	10.0	0.1	20.0
Caprolactam	Qua		0.1194	0.0100	10.7	10.0	7.0	20.0
4-Chloro-3-methylphenol	Ave	0.2762	0.3217	0.2000	11.6	10.0	16.5	20.0
2-Methylnaphthalene	Ave	0.5729	0.5948	0.4000	10.4	10.0	3.8	20.0
1-Methylnaphthalene	Ave	0.6566	0.6675		10.2	10.0	1.7	20.0
1,2,3,5-Tetrachlorobenzene	Ave	0.4379	0.4531		10.3	10.0	3.5	20.0
Hexachlorocyclopentadiene	Qua		0.2526	0.0500	9.24	10.0	-7.6	20.0
2,4,6-Trichlorophenol	Qua		0.3054	0.2000	9.56	10.0	-4.4	20.0

FORM VII
GC/MS SEMI VOA CONTINUING CALIBRATION DATA

Lab Name: TestAmerica North Canton Job No.: 240-1564-1

SDG No.:

Lab Sample ID: CCV 240-9245/4 Calibration Date: 07/21/2011 11:57

Instrument ID: A4AG2 Calib Start Date: 07/18/2011 14:03

GC Column: RXI-5SILMS ID: 0.45(mm) Calib End Date: 07/18/2011 17:08

Lab File ID: 0721102.D Conc. Units: ng/uL

ANALYTE	CURVE TYPE	AVE RRF	RRF	MIN RRF	CALC AMOUNT	SPIKE AMOUNT	%D	MAX %D
2,4,5-Trichlorophenol	Ave	0.3567	0.3740	0.2000	10.5	10.0	4.8	20.0
2,4-Toluene diamine	Ave	0.1001	0.1366		13.6	10.0	36.4*	20.0
1,1'-Biphenyl	Ave	1.359	1.407	0.0100	10.4	10.0	3.6	20.0
1,2,3,4 -Tetrachlorobenzene	Ave	0.4130	0.4229		10.2	10.0	2.4	20.0
2-Chloronaphthalene	Ave	1.047	1.109	0.8000	10.6	10.0	5.9	20.0
2-Nitroaniline	Ave	0.3288	0.3579	0.0100	10.9	10.0	8.9	20.0
Dimethyl phthalate	Ave	1.254	1.304	0.0100	10.4	10.0	4.0	20.0
2,6-Dinitrotoluene	Ave	0.2734	0.2958		10.8	10.0	8.2	20.0
1,2-Dinitrobenzene	Ave	0.1404	0.1546		11.0	10.0	10.2	20.0
Acenaphthylene	Ave	1.810	1.910	0.9000	10.6	10.0	5.5	20.0
3-Nitroaniline	Qua		0.3719	0.0100	10.8	10.0	8.0	20.0
Acenaphthene	Ave	1.093	1.105	0.9000	10.1	10.0	1.1	20.0
2,4-Dinitrophenol	Qua		0.1867	0.0100	20.5	20.0	2.5	20.0
4-Nitrophenol	Qua		0.1518		11.9	10.0	19.0	20.0
2,4-Dinitrotoluene	Ave	0.3612	0.3973	0.2000	11.0	10.0	10.0	20.0
Dibenzofuran	Ave	1.502	1.607	0.8000	10.7	10.0	7.0	20.0
2,3,5,6-Tetrachlorophenol	Qua		0.2155		8.46	10.0	-15.4	20.0
Diethyl phthalate	Ave	1.246	1.298	0.0100	10.4	10.0	4.2	20.0
4-Chlorophenyl phenyl ether	Ave	0.5507	0.5597	0.4000	10.2	10.0	1.6	20.0
4-Nitroaniline	Qua		0.3748	0.0100	10.9	10.0	9.0	20.0
Fluorene	Ave	1.277	1.304	0.9000	10.2	10.0	2.2	20.0
4,6-Dinitro-2-methylphenol	Qua		0.1296	0.0100	10.2	10.0	2.0	20.0
N-Nitrosodiphenylamine	Ave	0.5949	0.6143	0.0100	10.3	10.0	3.3	20.0
1,2-Diphenylhydrazine(as Azobenzene)	Ave	0.7853	0.8342		10.6	10.0	6.2	20.0
Azobenzene	Ave	0.7853	0.8342		10.6	10.0	6.2	20.0
4-Bromophenyl phenyl ether	Ave	0.1826	0.1839	0.1000	10.1	10.0	0.7	20.0
Hexachlorobenzene	Ave	0.1920	0.1890	0.1000	9.84	10.0	-1.6	20.0
Atrazine	Ave	0.1866	0.1931	0.0100	10.3	10.0	3.5	20.0
Pentachlorophenol	Qua		0.1039	0.0500	16.4	20.0	-18.0	20.0
Phenanthrene	Ave	1.126	1.147	0.7000	10.2	10.0	1.8	20.0
Anthracene	Ave	1.157	1.172	0.7000	10.1	10.0	1.3	20.0
Carbazole	Ave	1.100	1.150	0.0100	10.5	10.0	4.6	20.0
Di-n-butyl phthalate	Ave	1.309	1.379	0.0100	10.5	10.0	5.3	20.0
Fluoranthene	Ave	1.108	1.137	0.6000	10.3	10.0	2.6	20.0
Benzidine	Ave	0.6273	0.7346		11.7	10.0	17.1	20.0
Pyrene	Ave	1.221	1.266	0.6000	10.4	10.0	3.7	20.0
Butyl benzyl phthalate	Ave	0.6030	0.6477	0.0100	10.7	10.0	7.4	20.0
3,3'-Dimethoxybenzidine	Ave	0.2276	0.2480		10.9	10.0	8.9	20.0
Bis(2-ethylhexyl) phthalate	Ave	0.8190	0.8872	0.0100	10.8	10.0	8.3	20.0
4,4'-Methylene bis(2-chloroaniline)	Ave	0.1960	0.2186		11.2	10.0	11.5	20.0

FORM VII
GC/MS SEMI VOA CONTINUING CALIBRATION DATA

Lab Name: TestAmerica North Canton Job No.: 240-1564-1

SDG No.:

Lab Sample ID: CCV 240-9245/4 Calibration Date: 07/21/2011 11:57

Instrument ID: A4AG2 Calib Start Date: 07/18/2011 14:03

GC Column: RXI-5SILMS ID: 0.45(mm) Calib End Date: 07/18/2011 17:08

Lab File ID: 0721102.D Conc. Units: ng/uL

ANALYTE	CURVE TYPE	AVE RRF	RRF	MIN RRF	CALC AMOUNT	SPIKE AMOUNT	%D	MAX %D
3,3'-Dichlorobenzidine	Ave	0.4095	0.4492	0.0100	11.0	10.0	9.7	20.0
Benzo[a]anthracene	Ave	1.081	1.121	0.8000	10.4	10.0	3.6	20.0
Chrysene	Ave	1.050	1.069	0.7000	10.2	10.0	1.9	20.0
Di-n-octyl phthalate	Ave	1.533	1.726	0.0100	11.3	10.0	12.6	20.0
Benzo[b]fluoranthene	Ave	1.167	1.269	0.7000	10.9	10.0	8.8	20.0
Benzo[k]fluoranthene	Ave	1.277	1.273	0.7000	9.97	10.0	-0.3	20.0
Benzo[a]pyrene	Ave	1.108	1.163	0.7000	10.5	10.0	5.0	20.0
Dibenzo(a,h)anthracene	Ave	1.042	1.164	0.4000	11.2	10.0	11.8	20.0
Indeno[1,2,3-cd]pyrene	Ave	1.253	1.371	0.5000	10.9	10.0	9.4	20.0
Benzo[g,h,i]perylene	Ave	1.035	1.117	0.5000	10.8	10.0	7.9	20.0
2-Fluorophenol (Surr)	Ave	1.124	1.217		10.8	10.0	8.3	20.0
Phenol-d5 (Surr)	Ave	1.406	1.628		11.6	10.0	15.8	20.0
Nitrobenzene-d5 (Surr)	Ave	0.3479	0.3639		10.5	10.0	4.6	20.0
2-Fluorobiphenyl (Surr)	Ave	1.199	1.282		10.7	10.0	6.9	20.0
2,4,6-Tribromophenol (Surr)	Qua		0.1185		8.42	10.0	-15.8	20.0
Terphenyl-d14 (Surr)	Ave	0.6976	0.7303		10.5	10.0	4.7	20.0

FORM VIII
GC/MS SEMI VOA INTERNAL STANDARD AREA AND RETENTION TIME SUMMARY

Lab Name: TestAmerica North Canton Job No.: 240-1564-1

SDG No.:

Sample No.: STD6 240-7975/7 Date Analyzed: 07/11/2011 18:02

Instrument ID: A4AG2 GC Column: RXI-5SILMS ID: 0.45(mm)

Lab File ID (Standard): 0711105.D Heated Purge: (Y/N) N

Calibration ID: 2265

		DCB		NPT		ANT	
		AREA #	RT #	AREA #	RT #	AREA #	RT #
INITIAL CALIBRATION MID-POINT		310055	3.56	1192812	4.45	668898	5.73
UPPER LIMIT		620110	4.06	2385624	4.95	1337796	6.23
LOWER LIMIT		155028	3.06	596406	3.95	334449	5.23
LAB SAMPLE ID	CLIENT SAMPLE ID						
ICV 240-7975/13		333654	3.56	1299920	4.45	774770	5.73
CCV 240-8531/4 CCVIS		269480	3.43	1016672	4.33	571355	5.60
CCV 240-8657/4 CCVIS		365925	3.36	1421853	4.25	808318	5.52
CCV 240-8657/5		318734	3.35	1236878	4.25	704363	5.52

DCB = 1,4-Dichlorobenzene-d4
NPT = Naphthalene-d8
ANT = Acenaphthene-d10

Area Limit = 50%-200% of internal standard area
RT Limit = ± 0.5 minutes of internal standard RT

Column used to flag values outside QC limits

FORM VIII 8270D

FORM VIII
GC/MS SEMI VOA INTERNAL STANDARD AREA AND RETENTION TIME SUMMARY

Lab Name: TestAmerica North Canton Job No.: 240-1564-1

SDG No.:

Sample No.: STD6 240-7975/7 Date Analyzed: 07/11/2011 18:02

Instrument ID: A4AG2 GC Column: RXI-5SILMS ID: 0.45(mm)

Lab File ID (Standard): 0711105.D Heated Purge: (Y/N) N

Calibration ID: 2265

		PHN		CRY		PRY	
		AREA #	RT #	AREA #	RT #	AREA #	RT #
INITIAL CALIBRATION MID-POINT		1072163	6.82	1048564	8.79	943234	10.19
UPPER LIMIT		2144326	7.32	2097128	9.29	1886468	10.69
LOWER LIMIT		536082	6.32	524282	8.29	471617	9.69
LAB SAMPLE ID	CLIENT SAMPLE ID						
ICV 240-7975/13		1246700	6.82	1232181	8.79	1133045	10.20
CCV 240-8531/4 CCVIS		897032	6.69	847062	8.65	743265	9.96
CCV 240-8657/4 CCVIS		1276863	6.61	1247135	8.56	1104681	9.82
CCV 240-8657/5		1106489	6.60	1016295	8.55	905090	9.82

PHN = Phenanthrene-d10
CRY = Chrysene-d12
PRY = Perylene-d12

Area Limit = 50%-200% of internal standard area
RT Limit = ± 0.5 minutes of internal standard RT

Column used to flag values outside QC limits

FORM VIII 8270D

FORM VIII
GC/MS SEMI VOA INTERNAL STANDARD AREA AND RETENTION TIME SUMMARY

Lab Name: TestAmerica North Canton Job No.: 240-1564-1

SDG No.:

Sample No.: CCV 240-8531/4 Date Analyzed: 07/15/2011 09:05

Instrument ID: A4AG2 GC Column: RXI-5SILMS ID: 0.45(mm)

Lab File ID (Standard): 0715102.D Heated Purge: (Y/N) N

Calibration ID: 2269

		DCB		NPT		ANT	
		AREA #	RT #	AREA #	RT #	AREA #	RT #
12/24 HOUR STD		269480	3.43	1016672	4.33	571355	5.60
UPPER LIMIT		538960	3.93	2033344	4.83	1142710	6.10
LOWER LIMIT		134740	2.93	508336	3.83	285678	5.10
LAB SAMPLE ID	CLIENT SAMPLE ID						
CCV 240-8531/5		313660	3.43	1184304	4.33	681201	5.60
MB 240-6852/10-A		218541	3.43	842419	4.33	493423	5.59
LCS 240-6852/11-A		229800	3.43	879065	4.33	506391	5.60

DCB = 1,4-Dichlorobenzene-d4
NPT = Naphthalene-d8
ANT = Acenaphthene-d10

Area Limit = 50%-200% of internal standard area
RT Limit = ± 0.5 minutes of internal standard RT

Column used to flag values outside QC limits

FORM VIII 8270D

FORM VIII
GC/MS SEMI VOA INTERNAL STANDARD AREA AND RETENTION TIME SUMMARY

Lab Name: TestAmerica North Canton Job No.: 240-1564-1

SDG No.:

Sample No.: CCV 240-8531/4 Date Analyzed: 07/15/2011 09:05

Instrument ID: A4AG2 GC Column: RXI-5SILMS ID: 0.45(mm)

Lab File ID (Standard): 0715102.D Heated Purge: (Y/N) N

Calibration ID: 2269

		PHN		CRY		PRY	
		AREA #	RT #	AREA #	RT #	AREA #	RT #
12/24 HOUR STD		897032	6.69	847062	8.65	743265	9.96
UPPER LIMIT		1794064	7.19	1694124	9.15	1486530	10.46
LOWER LIMIT		448516	6.19	423531	8.15	371633	9.46
LAB SAMPLE ID	CLIENT SAMPLE ID						
CCV 240-8531/5		1096533	6.69	996453	8.64	896467	9.96
MB 240-6852/10-A		781506	6.69	702352	8.64	611287	9.96
LCS 240-6852/11-A		783417	6.69	753061	8.65	643383	9.97

PHN = Phenanthrene-d10
CRY = Chrysene-d12
PRY = Perylene-d12

Area Limit = 50%-200% of internal standard area
RT Limit = ± 0.5 minutes of internal standard RT

Column used to flag values outside QC limits

FORM VIII 8270D

FORM VIII
GC/MS SEMI VOA INTERNAL STANDARD AREA AND RETENTION TIME SUMMARY

Lab Name: TestAmerica North Canton Job No.: 240-1564-1

SDG No.:

Sample No.: CCV 240-8657/4 Date Analyzed: 07/16/2011 10:55

Instrument ID: A4AG2 GC Column: RXI-5SILMS ID: 0.45(mm)

Lab File ID (Standard): 0716102.D Heated Purge: (Y/N) N

Calibration ID: 2269

		DCB		NPT		ANT	
		AREA #	RT #	AREA #	RT #	AREA #	RT #
12/24 HOUR STD		365925	3.36	1421853	4.25	808318	5.52
UPPER LIMIT		731850	3.86	2843706	4.75	1616636	6.02
LOWER LIMIT		182963	2.86	710927	3.75	404159	5.02
LAB SAMPLE ID	CLIENT SAMPLE ID						
CCV 240-8657/5		318734	3.35	1236878	4.25	704363	5.52
MB 240-6973/1-A		291911	3.35	1135473	4.25	648473	5.52
LCS 240-6973/2-A		272773	3.35	1064284	4.25	616579	5.52
240-1591-1	MSA-MW38S-062911	342213	3.36	1362120	4.25	784746	5.52
240-1564-1	MSA-MW-39S-062811	350656	3.36	1491754	4.25	922665	5.52
240-1564-2	MSA-MW-35S-062811	263190	3.36	1109765	4.25	690892	5.52
240-1564-3	MSA-MW-37S-062811	397307	3.35	1694313	4.25	1131442	5.52

DCB = 1,4-Dichlorobenzene-d4
NPT = Naphthalene-d8
ANT = Acenaphthene-d10

Area Limit = 50%-200% of internal standard area
RT Limit = ± 0.5 minutes of internal standard RT

Column used to flag values outside QC limits

FORM VIII 8270D

FORM VIII
GC/MS SEMI VOA INTERNAL STANDARD AREA AND RETENTION TIME SUMMARY

Lab Name: TestAmerica North Canton Job No.: 240-1564-1

SDG No.:

Sample No.: CCV 240-8657/4 Date Analyzed: 07/16/2011 10:55

Instrument ID: A4AG2 GC Column: RXI-5SILMS ID: 0.45(mm)

Lab File ID (Standard): 0716102.D Heated Purge: (Y/N) N

Calibration ID: 2269

		PHN		CRY		PRY	
		AREA #	RT #	AREA #	RT #	AREA #	RT #
12/24 HOUR STD		1276863	6.61	1247135	8.56	1104681	9.82
UPPER LIMIT		2553726	7.11	2494270	9.06	2209362	10.32
LOWER LIMIT		638432	6.11	623568	8.06	552341	9.32
LAB SAMPLE ID	CLIENT SAMPLE ID						
CCV 240-8657/5		1106489	6.60	1016295	8.55	905090	9.82
MB 240-6973/1-A		1036653	6.60	936793	8.55	826231	9.82
LCS 240-6973/2-A		973577	6.60	924210	8.55	793625	9.82
240-1591-1	MSA-MW38S-062911	1272708	6.60	1133988	8.56	1021001	9.82
240-1564-1	MSA-MW-39S-062811	1567491	6.61	1571403	8.56	1431657	9.84
240-1564-2	MSA-MW-35S-062811	1169555	6.61	1102742	8.56	973032	9.83
240-1564-3	MSA-MW-37S-062811	2058008	6.61	2087172	8.56	1926275	9.84

PHN = Phenanthrene-d10
CRY = Chrysene-d12
PRY = Perylene-d12

Area Limit = 50%-200% of internal standard area
RT Limit = ± 0.5 minutes of internal standard RT

Column used to flag values outside QC limits

FORM VIII 8270D

FORM VIII
GC/MS SEMI VOA INTERNAL STANDARD AREA AND RETENTION TIME SUMMARY

Lab Name: TestAmerica North Canton Job No.: 240-1564-1

SDG No.:

Sample No.: STD6 240-8805/7 Date Analyzed: 07/18/2011 14:53

Instrument ID: A4AG2 GC Column: RXI-5SILMS ID: 0.45(mm)

Lab File ID (Standard): 0718105.D Heated Purge: (Y/N) N

Calibration ID: 2517

	DCB		NPT		ANT	
	AREA #	RT #	AREA #	RT #	AREA #	RT #
INITIAL CALIBRATION MID-POINT	268430	3.50	1021474	4.39	573811	5.66
UPPER LIMIT	536860	4.00	2042948	4.89	1147622	6.16
LOWER LIMIT	134215	3.00	510737	3.89	286906	5.16
LAB SAMPLE ID CLIENT SAMPLE ID						
ICV 240-8805/13	307882	3.49	1211357	4.39	727514	5.66
CCV 240-9245/4 CCVIS	311853	3.44	1206988	4.33	684465	5.60
CCV 240-9245/5	284374	3.43	1094260	4.33	635289	5.60

DCB = 1,4-Dichlorobenzene-d4
NPT = Naphthalene-d8
ANT = Acenaphthene-d10

Area Limit = 50%-200% of internal standard area
RT Limit = ± 0.5 minutes of internal standard RT

Column used to flag values outside QC limits

FORM VIII 8270D

FORM VIII
GC/MS SEMI VOA INTERNAL STANDARD AREA AND RETENTION TIME SUMMARY

Lab Name: TestAmerica North Canton Job No.: 240-1564-1

SDG No.:

Sample No.: STD6 240-8805/7 Date Analyzed: 07/18/2011 14:53

Instrument ID: A4AG2 GC Column: RXI-5SILMS ID: 0.45(mm)

Lab File ID (Standard): 0718105.D Heated Purge: (Y/N) N

Calibration ID: 2517

	PHN		CRY		PRY	
	AREA #	RT #	AREA #	RT #	AREA #	RT #
INITIAL CALIBRATION MID-POINT	919187	6.75	894561	8.72	815636	10.08
UPPER LIMIT	1838374	7.25	1789122	9.22	1631272	10.58
LOWER LIMIT	459594	6.25	447281	8.22	407818	9.58
LAB SAMPLE ID CLIENT SAMPLE ID						
ICV 240-8805/13	1184469	6.75	1183658	8.72	1072283	10.09
CCV 240-9245/4 CCVIS	1099885	6.69	1046542	8.67	948260	9.99
CCV 240-9245/5	1014915	6.69	942471	8.66	862214	9.98

PHN = Phenanthrene-d10
CRY = Chrysene-d12
PRY = Perylene-d12

Area Limit = 50%-200% of internal standard area
RT Limit = ± 0.5 minutes of internal standard RT

Column used to flag values outside QC limits

FORM VIII 8270D

FORM VIII
GC/MS SEMI VOA INTERNAL STANDARD AREA AND RETENTION TIME SUMMARY

Lab Name: TestAmerica North Canton Job No.: 240-1564-1

SDG No.:

Sample No.: CCV 240-9245/4 Date Analyzed: 07/21/2011 11:57

Instrument ID: A4AG2 GC Column: RXI-5SILMS ID: 0.45(mm)

Lab File ID (Standard): 0721102.D Heated Purge: (Y/N) N

Calibration ID: 2521

		DCB		NPT		ANT	
		AREA #	RT #	AREA #	RT #	AREA #	RT #
12/24 HOUR STD		311853	3.44	1206988	4.33	684465	5.60
UPPER LIMIT		623706	3.94	2413976	4.83	1368930	6.10
LOWER LIMIT		155927	2.94	603494	3.83	342233	5.10
LAB SAMPLE ID	CLIENT SAMPLE ID						
CCV 240-9245/5		284374	3.43	1094260	4.33	635289	5.60
240-1591-2	MSA-MW30I-062911	234930	3.43	930319	4.33	554905	5.60

DCB = 1,4-Dichlorobenzene-d4
NPT = Naphthalene-d8
ANT = Acenaphthene-d10

Area Limit = 50%-200% of internal standard area
RT Limit = ± 0.5 minutes of internal standard RT

Column used to flag values outside QC limits

FORM VIII 8270D

FORM VIII
GC/MS SEMI VOA INTERNAL STANDARD AREA AND RETENTION TIME SUMMARY

Lab Name: TestAmerica North Canton Job No.: 240-1564-1

SDG No.:

Sample No.: CCV 240-9245/4 Date Analyzed: 07/21/2011 11:57

Instrument ID: A4AG2 GC Column: RXI-5SILMS ID: 0.45(mm)

Lab File ID (Standard): 0721102.D Heated Purge: (Y/N) N

Calibration ID: 2521

		PHN		CRY		PRY	
		AREA #	RT #	AREA #	RT #	AREA #	RT #
12/24 HOUR STD		1099885	6.69	1046542	8.67	948260	9.99
UPPER LIMIT		2199770	7.19	2093084	9.17	1896520	10.49
LOWER LIMIT		549943	6.19	523271	8.17	474130	9.49
LAB SAMPLE ID	CLIENT SAMPLE ID						
CCV 240-9245/5		1014915	6.69	942471	8.66	862214	9.98
240-1591-2	MSA-MW30I-062911	952808	6.69	918674	8.67	816841	9.99

PHN = Phenanthrene-d10
CRY = Chrysene-d12
PRY = Perylene-d12

Area Limit = 50%-200% of internal standard area
RT Limit = ± 0.5 minutes of internal standard RT

Column used to flag values outside QC limits

FORM VIII 8270D

FORM I
GC/MS SEMI VOA ORGANICS ANALYSIS DATA SHEET

Lab Name: TestAmerica North Canton | Job No.: 240-1564-1

SDG No.:

Client Sample ID: | Lab Sample ID: LCS 240-6852/11-A

Matrix: Water | Lab File ID: 0715105.D

Analysis Method: 8270D | Date Collected:

Extract. Method: 3510C | Date Extracted: 07/01/2011 09:45

Sample wt/vol: 1000(mL) | Date Analyzed: 07/15/2011 09:55

Con. Extract Vol.: 2(mL) | Dilution Factor: 1

Injection Volume: 1(uL) | Level: (low/med) Low

% Moisture: | GPC Cleanup:(Y/N) N

Analysis Batch No.: 8531 | Units: ug/L

CAS NO.	COMPOUND NAME	RESULT	Q	RL	MDL
83-32-9	Acenaphthene	17.0		0.20	0.10
208-96-8	Acenaphthylene	17.2		0.20	0.10
98-86-2	Acetophenone	18.3		1.0	0.34
120-12-7	Anthracene	16.7		0.20	0.10
1912-24-9	Atrazine	17.8		1.0	0.34
100-52-7	Benzaldehyde	23.0		1.0	0.39
56-55-3	Benzo[a]anthracene	15.6		0.20	0.10
50-32-8	Benzo[a]pyrene	13.8		0.20	0.10
205-99-2	Benzo[b]fluoranthene	14.5		0.20	0.10
191-24-2	Benzo[g,h,i]perylene	17.5		0.20	0.10
207-08-9	Benzo[k]fluoranthene	19.5		0.20	0.10
92-52-4	1,1'-Biphenyl	17.0		1.0	0.80
111-91-1	Bis(2-chloroethoxy)methane	18.3		1.0	0.32
111-44-4	Bis(2-chloroethyl)ether	17.9		1.0	0.10
117-81-7	Bis(2-ethylhexyl) phthalate	20.4		2.0	0.80
101-55-3	4-Bromophenyl phenyl ether	16.5		2.0	0.80
85-68-7	Butyl benzyl phthalate	17.3		1.0	0.80
105-60-2	Caprolactam	18.1		5.0	0.80
86-74-8	Carbazole	17.0		1.0	0.28
106-47-8	4-Chloroaniline	14.5		2.0	0.80
59-50-7	4-Chloro-3-methylphenol	17.8		2.0	0.80
91-58-7	2-Chloronaphthalene	16.9		1.0	0.10
95-57-8	2-Chlorophenol	17.1		1.0	0.29
7005-72-3	4-Chlorophenyl phenyl ether	16.5		2.0	0.30
218-01-9	Chrysene	16.9		0.20	0.10
53-70-3	Dibenzo(a,h)anthracene	18.1		0.20	0.10
132-64-9	Dibenzofuran	16.6		1.0	0.10
91-94-1	3,3'-Dichlorobenzidine	9.24		5.0	0.37
120-83-2	2,4-Dichlorophenol	17.4		2.0	0.80
84-66-2	Diethyl phthalate	16.9		1.0	0.60
105-67-9	2,4-Dimethylphenol	14.4		2.0	0.80
131-11-3	Dimethyl phthalate	17.7		1.0	0.29
84-74-2	Di-n-butyl phthalate	18.2		1.0	0.67
534-52-1	4,6-Dinitro-2-methylphenol	15.9		5.0	2.4

FORM I
GC/MS SEMI VOA ORGANICS ANALYSIS DATA SHEET

Lab Name: TestAmerica North Canton | Job No.: 240-1564-1

SDG No.:

Client Sample ID: | Lab Sample ID: LCS 240-6852/11-A

Matrix: Water | Lab File ID: 0715105.D

Analysis Method: 8270D | Date Collected:

Extract. Method: 3510C | Date Extracted: 07/01/2011 09:45

Sample wt/vol: 1000(mL) | Date Analyzed: 07/15/2011 09:55

Con. Extract Vol.: 2(mL) | Dilution Factor: 1

Injection Volume: 1(uL) | Level: (low/med) Low

% Moisture: | GPC Cleanup:(Y/N) N

Analysis Batch No.: 8531 | Units: ug/L

CAS NO.	COMPOUND NAME	RESULT	Q	RL	MDL
51-28-5	2,4-Dinitrophenol	12.3		5.0	2.4
121-14-2	2,4-Dinitrotoluene	17.9		5.0	0.27
606-20-2	2,6-Dinitrotoluene	18.3		5.0	0.80
117-84-0	Di-n-octyl phthalate	17.1		1.0	0.80
206-44-0	Fluoranthene	17.0		0.20	0.10
86-73-7	Fluorene	16.1		0.20	0.10
118-74-1	Hexachlorobenzene	16.1		0.20	0.10
87-68-3	Hexachlorobutadiene	15.4		1.0	0.27
77-47-4	Hexachlorocyclopentadiene	8.10	J	10	0.80
67-72-1	Hexachloroethane	16.4		1.0	0.80
193-39-5	Indeno[1,2,3-cd]pyrene	18.1		0.20	0.10
78-59-1	Isophorone	17.7		1.0	0.27
91-57-6	2-Methylnaphthalene	19.8		0.20	0.10
95-48-7	2-Methylphenol	18.0		1.0	0.80
123-91-1	1,4-Dioxane	14.0		1.0	0.49
15831-10-4	3 & 4 Methylphenol	34.2		2.0	0.75
91-20-3	Naphthalene	16.8		0.20	0.10
88-74-4	2-Nitroaniline	17.8		2.0	0.80
99-09-2	3-Nitroaniline	15.9		2.0	0.28
100-01-6	4-Nitroaniline	15.7		2.0	0.80
98-95-3	Nitrobenzene	18.4		1.0	0.040
88-75-5	2-Nitrophenol	17.9		2.0	0.28
100-02-7	4-Nitrophenol	18.7		5.0	2.4
621-64-7	N-Nitrosodi-n-propylamine	17.4		1.0	0.80
86-30-6	N-Nitrosodiphenylamine	16.1		1.0	0.31
108-60-1	2,2'-oxybis[1-chloropropane]	19.0		1.0	0.40
87-86-5	Pentachlorophenol	14.0		5.0	2.4
85-01-8	Phenanthrene	16.5		0.20	0.10
108-95-2	Phenol	18.7		1.0	0.60
129-00-0	Pyrene	16.9		0.20	0.10
95-95-4	2,4,5-Trichlorophenol	17.3		5.0	0.30
88-06-2	2,4,6-Trichlorophenol	16.3		5.0	0.80
62-75-9	N-Nitrosodimethylamine	16.6		1.0	0.31

FORM I
GC/MS SEMI VOA ORGANICS ANALYSIS DATA SHEET

Lab Name: TestAmerica North Canton | Job No.: 240-1564-1

SDG No.:

Client Sample ID: | Lab Sample ID: LCS 240-6852/11-A

Matrix: Water | Lab File ID: 0715105.D

Analysis Method: 8270D | Date Collected:

Extract. Method: 3510C | Date Extracted: 07/01/2011 09:45

Sample wt/vol: 1000(mL) | Date Analyzed: 07/15/2011 09:55

Con. Extract Vol.: 2(mL) | Dilution Factor: 1

Injection Volume: 1(uL) | Level: (low/med) Low

% Moisture: | GPC Cleanup:(Y/N) N

Analysis Batch No.: 8531 | Units: ug/L

CAS NO.	SURROGATE	%REC	Q	LIMITS
321-60-8	2-Fluorobiphenyl (Surr)	81		28-110
367-12-4	2-Fluorophenol (Surr)	88		10-110
4165-60-0	Nitrobenzene-d5 (Surr)	89		27-111
4165-62-2	Phenol-d5 (Surr)	90		10-110
1718-51-0	Terphenyl-d14 (Surr)	90		37-119
118-79-6	2,4,6-Tribromophenol (Surr)	77		22-120

FORM I
GC/MS SEMI VOA ORGANICS ANALYSIS DATA SHEET

Lab Name: TestAmerica North Canton | Job No.: 240-1564-1

SDG No.:

Client Sample ID: | Lab Sample ID: LCS 240-6973/2-A

Matrix: Water | Lab File ID: 0716105.D

Analysis Method: 8270D | Date Collected:

Extract. Method: 3510C | Date Extracted: 07/02/2011 07:21

Sample wt/vol: 1000(mL) | Date Analyzed: 07/16/2011 11:45

Con. Extract Vol.: 2(mL) | Dilution Factor: 1

Injection Volume: 1(uL) | Level: (low/med) Low

% Moisture: | GPC Cleanup:(Y/N) N

Analysis Batch No.: 8657 | Units: ug/L

CAS NO.	COMPOUND NAME	RESULT	Q	RL	MDL
83-32-9	Acenaphthene	12.7		0.20	0.10
208-96-8	Acenaphthylene	12.8		0.20	0.10
98-86-2	Acetophenone	13.9		1.0	0.34
120-12-7	Anthracene	12.5		0.20	0.10
1912-24-9	Atrazine	12.8		1.0	0.34
100-52-7	Benzaldehyde	17.0		1.0	0.39
56-55-3	Benzo[a]anthracene	11.5		0.20	0.10
50-32-8	Benzo[a]pyrene	9.92		0.20	0.10
205-99-2	Benzo[b]fluoranthene	10.8		0.20	0.10
191-24-2	Benzo[g,h,i]perylene	11.8		0.20	0.10
207-08-9	Benzo[k]fluoranthene	13.3		0.20	0.10
92-52-4	1,1'-Biphenyl	12.6		1.0	0.80
111-91-1	Bis(2-chloroethoxy)methane	13.3		1.0	0.32
111-44-4	Bis(2-chloroethyl)ether	13.3		1.0	0.10
117-81-7	Bis(2-ethylhexyl) phthalate	12.3		2.0	0.80
101-55-3	4-Bromophenyl phenyl ether	11.7		2.0	0.80
85-68-7	Butyl benzyl phthalate	13.7		1.0	0.80
105-60-2	Caprolactam	12.5		5.0	0.80
86-74-8	Carbazole	12.6		1.0	0.28
106-47-8	4-Chloroaniline	11.3		2.0	0.80
59-50-7	4-Chloro-3-methylphenol	12.8		2.0	0.80
91-58-7	2-Chloronaphthalene	12.3		1.0	0.10
95-57-8	2-Chlorophenol	12.3		1.0	0.29
7005-72-3	4-Chlorophenyl phenyl ether	12.2		2.0	0.30
218-01-9	Chrysene	12.4		0.20	0.10
53-70-3	Dibenzo(a,h)anthracene	11.6		0.20	0.10
132-64-9	Dibenzofuran	12.5		1.0	0.10
91-94-1	3,3'-Dichlorobenzidine	7.54		5.0	0.37
120-83-2	2,4-Dichlorophenol	11.8		2.0	0.80
84-66-2	Diethyl phthalate	12.8		1.0	0.60
105-67-9	2,4-Dimethylphenol	8.92		2.0	0.80
131-11-3	Dimethyl phthalate	12.7		1.0	0.29
84-74-2	Di-n-butyl phthalate	13.8		1.0	0.67
534-52-1	4,6-Dinitro-2-methylphenol	10.7		5.0	2.4

FORM I
GC/MS SEMI VOA ORGANICS ANALYSIS DATA SHEET

Lab Name: TestAmerica North Canton | Job No.: 240-1564-1

SDG No.:

Client Sample ID: | Lab Sample ID: LCS 240-6973/2-A

Matrix: Water | Lab File ID: 0716105.D

Analysis Method: 8270D | Date Collected:

Extract. Method: 3510C | Date Extracted: 07/02/2011 07:21

Sample wt/vol: 1000(mL) | Date Analyzed: 07/16/2011 11:45

Con. Extract Vol.: 2(mL) | Dilution Factor: 1

Injection Volume: 1(uL) | Level: (low/med) Low

% Moisture: | GPC Cleanup:(Y/N) N

Analysis Batch No.: 8657 | Units: ug/L

CAS NO.	COMPOUND NAME	RESULT	Q	RL	MDL
51-28-5	2,4-Dinitrophenol	6.82		5.0	2.4
121-14-2	2,4-Dinitrotoluene	13.0		5.0	0.27
606-20-2	2,6-Dinitrotoluene	13.1		5.0	0.80
117-84-0	Di-n-octyl phthalate	11.5		1.0	0.80
206-44-0	Fluoranthene	12.7		0.20	0.10
86-73-7	Fluorene	12.6		0.20	0.10
118-74-1	Hexachlorobenzene	11.1		0.20	0.10
87-68-3	Hexachlorobutadiene	10.6		1.0	0.27
77-47-4	Hexachlorocyclopentadiene	6.02	J	10	0.80
67-72-1	Hexachloroethane	12.1		1.0	0.80
193-39-5	Indeno[1,2,3-cd]pyrene	11.6		0.20	0.10
78-59-1	Isophorone	13.0		1.0	0.27
91-57-6	2-Methylnaphthalene	14.8		0.20	0.10
95-48-7	2-Methylphenol	12.3		1.0	0.80
123-91-1	1,4-Dioxane	10.7		1.0	0.49
15831-10-4	3 & 4 Methylphenol	25.0		2.0	0.75
91-20-3	Naphthalene	12.4		0.20	0.10
88-74-4	2-Nitroaniline	13.2		2.0	0.80
99-09-2	3-Nitroaniline	11.8		2.0	0.28
100-01-6	4-Nitroaniline	12.3		2.0	0.80
98-95-3	Nitrobenzene	13.8		1.0	0.040
88-75-5	2-Nitrophenol	13.2		2.0	0.28
100-02-7	4-Nitrophenol	11.1		5.0	2.4
621-64-7	N-Nitrosodi-n-propylamine	13.4		1.0	0.80
86-30-6	N-Nitrosodiphenylamine	12.0		1.0	0.31
108-60-1	2,2'-oxybis[1-chloropropane]	14.6		1.0	0.40
87-86-5	Pentachlorophenol	7.08		5.0	2.4
85-01-8	Phenanthrene	12.3		0.20	0.10
108-95-2	Phenol	12.7		1.0	0.60
129-00-0	Pyrene	12.6		0.20	0.10
95-95-4	2,4,5-Trichlorophenol	10.9		5.0	0.30
88-06-2	2,4,6-Trichlorophenol	11.0		5.0	0.80
62-75-9	N-Nitrosodimethylamine	12.8		1.0	0.31

FORM I
GC/MS SEMI VOA ORGANICS ANALYSIS DATA SHEET

Lab Name: TestAmerica North Canton	Job No.: 240-1564-1
SDG No.:	
Client Sample ID:	Lab Sample ID: LCS 240-6973/2-A
Matrix: Water	Lab File ID: 0716105.D
Analysis Method: 8270D	Date Collected:
Extract. Method: 3510C	Date Extracted: 07/02/2011 07:21
Sample wt/vol: 1000(mL)	Date Analyzed: 07/16/2011 11:45
Con. Extract Vol.: 2(mL)	Dilution Factor: 1
Injection Volume: 1(uL)	Level: (low/med) Low
% Moisture:	GPC Cleanup:(Y/N) N
Analysis Batch No.: 8657	Units: ug/L

CAS NO.	SURROGATE	%REC	Q	LIMITS
321-60-8	2-Fluorobiphenyl (Surr)	59		28-110
367-12-4	2-Fluorophenol (Surr)	65		10-110
4165-60-0	Nitrobenzene-d5 (Surr)	64		27-111
4165-62-2	Phenol-d5 (Surr)	67		10-110
1718-51-0	Terphenyl-d14 (Surr)	66		37-119
118-79-6	2,4,6-Tribromophenol (Surr)	49		22-120

GC/MS SEMI VOA ANALYSIS RUN LOG

Lab Name: TestAmerica North Canton Job No.: 240-1564-1

SDG No.:

Instrument ID: A4AG2 Start Date: 07/11/2011 16:55

Analysis Batch Number: 7975 End Date: 07/11/2011 23:56

LAB SAMPLE ID	CLIENT SAMPLE ID	DATE ANALYZED	DILUTION FACTOR	LAB FILE ID	COLUMN ID
DFTPP 240-7975/3		07/11/2011 16:55	1	0711101B.D	RXI-5SILMS 0.45(mm)
STD9 240-7975/4 IC		07/11/2011 17:12	1	0711102.D	RXI-5SILMS 0.45(mm)
STD8 240-7975/5 IC		07/11/2011 17:29	1	0711103.D	RXI-5SILMS 0.45(mm)
STD7 240-7975/6 IC		07/11/2011 17:46	1	0711104.D	RXI-5SILMS 0.45(mm)
STD6 240-7975/7 ICIS		07/11/2011 18:02	1	0711105.D	RXI-5SILMS 0.45(mm)
STD5 240-7975/8 IC		07/11/2011 18:19	1	0711106.D	RXI-5SILMS 0.45(mm)
STD4 240-7975/9 IC		07/11/2011 18:36	1	0711107.D	RXI-5SILMS 0.45(mm)
STD3 240-7975/10 IC		07/11/2011 18:53	1	0711108.D	RXI-5SILMS 0.45(mm)
STD2 240-7975/11 IC		07/11/2011 19:10	1	0711109.D	RXI-5SILMS 0.45(mm)
STD1 240-7975/12 IC		07/11/2011 19:27	1	0711110.D	RXI-5SILMS 0.45(mm)
ICV 240-7975/13		07/11/2011 19:44	1	0711111.D	RXI-5SILMS 0.45(mm)
STD9 240-7975/16 IC		07/11/2011 20:34	1		RXI-5SILMS 0.45(mm)
STD8 240-7975/17 IC		07/11/2011 20:51	1		RXI-5SILMS 0.45(mm)
STD7 240-7975/18 IC		07/11/2011 21:08	1		RXI-5SILMS 0.45(mm)
STD6 240-7975/19 IC		07/11/2011 21:25	1		RXI-5SILMS 0.45(mm)
STD5 240-7975/20 IC		07/11/2011 21:41	1		RXI-5SILMS 0.45(mm)
STD4 240-7975/21 IC		07/11/2011 21:58	1		RXI-5SILMS 0.45(mm)
STD3 240-7975/22 IC		07/11/2011 22:15	1		RXI-5SILMS 0.45(mm)
STD2 240-7975/23 IC		07/11/2011 22:32	1		RXI-5SILMS 0.45(mm)
ICV 240-7975/24		07/11/2011 22:49	1		RXI-5SILMS 0.45(mm)
ZZZZZ		07/11/2011 23:06	1		RXI-5SILMS 0.45(mm)
ZZZZZ		07/11/2011 23:39	1		RXI-5SILMS 0.45(mm)
ZZZZZ		07/11/2011 23:56	1		RXI-5SILMS 0.45(mm)

GC/MS SEMI VOA ANALYSIS RUN LOG

Lab Name: TestAmerica North Canton Job No.: 240-1564-1

SDG No.:

Instrument ID: A4AG2 Start Date: 07/15/2011 08:48

Analysis Batch Number: 8531 End Date: 07/15/2011 10:28

LAB SAMPLE ID	CLIENT SAMPLE ID	DATE ANALYZED	DILUTION FACTOR	LAB FILE ID	COLUMN ID
DFTPP 240-8531/3		07/15/2011 08:48	1	0715101B.D	RXI-5SILMS 0.45(mm)
CCV 240-8531/4 CCVIS		07/15/2011 09:05	1	0715102.D	RXI-5SILMS 0.45(mm)
CCV 240-8531/5		07/15/2011 09:22	1	0715103.D	RXI-5SILMS 0.45(mm)
MB 240-6852/10-A		07/15/2011 09:38	1	0715104.D	RXI-5SILMS 0.45(mm)
LCS 240-6852/11-A		07/15/2011 09:55	1	0715105.D	RXI-5SILMS 0.45(mm)
ZZZZZ		07/15/2011 10:12	1		RXI-5SILMS 0.45(mm)
ZZZZZ		07/15/2011 10:28	1		RXI-5SILMS 0.45(mm)

GC/MS SEMI VOA ANALYSIS RUN LOG

Lab Name: TestAmerica North Canton Job No.: 240-1564-1

SDG No.:

Instrument ID: A4AG2 Start Date: 07/16/2011 10:38

Analysis Batch Number: 8657 End Date: 07/17/2011 16:49

LAB SAMPLE ID	CLIENT SAMPLE ID	DATE ANALYZED	DILUTION FACTOR	LAB FILE ID	COLUMN ID
DFTPP 240-8657/3		07/16/2011 10:38	1	0716101B.D	RXI-5SILMS 0.45(mm)
CCV 240-8657/4 CCVIS		07/16/2011 10:55	1	0716102.D	RXI-5SILMS 0.45(mm)
CCV 240-8657/5		07/16/2011 11:12	1	0716103.D	RXI-5SILMS 0.45(mm)
MB 240-6973/1-A		07/16/2011 11:29	1	0716104.D	RXI-5SILMS 0.45(mm)
LCS 240-6973/2-A		07/16/2011 11:45	1	0716105.D	RXI-5SILMS 0.45(mm)
ZZZZZ		07/16/2011 12:02	1		RXI-5SILMS 0.45(mm)
ZZZZZ		07/16/2011 12:19	1		RXI-5SILMS 0.45(mm)
ZZZZZ		07/16/2011 14:32	1		RXI-5SILMS 0.45(mm)
240-1591-1	MSA-MW38S-062911	07/16/2011 14:49	1	0716116.D	RXI-5SILMS 0.45(mm)
240-1564-1	MSA-MW-39S-062811	07/17/2011 16:16	1	0716129.D	RXI-5SILMS 0.45(mm)
240-1564-2	MSA-MW-35S-062811	07/17/2011 16:32	1	0716130.D	RXI-5SILMS 0.45(mm)
240-1564-3	MSA-MW-37S-062811	07/17/2011 16:49	1	0716131.D	RXI-5SILMS 0.45(mm)

GC/MS SEMI VOA ANALYSIS RUN LOG

Lab Name: TestAmerica North Canton Job No.: 240-1564-1

SDG No.:

Instrument ID: A4AG2 Start Date: 07/18/2011 13:46

Analysis Batch Number: 8805 End Date: 07/18/2011 21:21

LAB SAMPLE ID	CLIENT SAMPLE ID	DATE ANALYZED	DILUTION FACTOR	LAB FILE ID	COLUMN ID
DFTPP 240-8805/3		07/18/2011 13:46	1	0718101B.D	RXI-5SILMS 0.45(mm)
STD9 240-8805/4 IC		07/18/2011 14:03	1	0718102.D	RXI-5SILMS 0.45(mm)
STD8 240-8805/5 IC		07/18/2011 14:19	1	0718103.D	RXI-5SILMS 0.45(mm)
STD7 240-8805/6 IC		07/18/2011 14:36	1	0718104.D	RXI-5SILMS 0.45(mm)
STD6 240-8805/7 ICIS		07/18/2011 14:53	1	0718105.D	RXI-5SILMS 0.45(mm)
STD5 240-8805/8 IC		07/18/2011 15:10	1	0718106.D	RXI-5SILMS 0.45(mm)
STD4 240-8805/9 IC		07/18/2011 15:27	1	0718107.D	RXI-5SILMS 0.45(mm)
STD3 240-8805/10 IC		07/18/2011 15:44	1	0718108.D	RXI-5SILMS 0.45(mm)
STD2 240-8805/11 IC		07/18/2011 16:01	1	0718109.D	RXI-5SILMS 0.45(mm)
STD1 240-8805/12 IC		07/18/2011 17:08	1	0718110.D	RXI-5SILMS 0.45(mm)
ICV 240-8805/13		07/18/2011 17:25	1	0718111.D	RXI-5SILMS 0.45(mm)
STD9 240-8805/16 IC		07/18/2011 18:16	1		RXI-5SILMS 0.45(mm)
STD8 240-8805/17 IC		07/18/2011 18:33	1		RXI-5SILMS 0.45(mm)
STD7 240-8805/18 IC		07/18/2011 18:50	1		RXI-5SILMS 0.45(mm)
STD6 240-8805/19 IC		07/18/2011 19:06	1		RXI-5SILMS 0.45(mm)
STD5 240-8805/20 IC		07/18/2011 19:23	1		RXI-5SILMS 0.45(mm)
STD4 240-8805/21 IC		07/18/2011 19:40	1		RXI-5SILMS 0.45(mm)
STD3 240-8805/22 IC		07/18/2011 19:57	1		RXI-5SILMS 0.45(mm)
STD2 240-8805/23 IC		07/18/2011 20:14	1		RXI-5SILMS 0.45(mm)
ICV 240-8805/24		07/18/2011 20:30	1		RXI-5SILMS 0.45(mm)
ZZZZZ		07/18/2011 20:47	1		RXI-5SILMS 0.45(mm)
ZZZZZ		07/18/2011 21:04	1		RXI-5SILMS 0.45(mm)
ZZZZZ		07/18/2011 21:21	1		RXI-5SILMS 0.45(mm)

GC/MS SEMI VOA ANALYSIS RUN LOG

Lab Name: TestAmerica North Canton Job No.: 240-1564-1

SDG No.:

Instrument ID: A4AG2 Start Date: 07/21/2011 11:41

Analysis Batch Number: 9245 End Date: 07/21/2011 17:06

LAB SAMPLE ID	CLIENT SAMPLE ID	DATE ANALYZED	DILUTION FACTOR	LAB FILE ID	COLUMN ID
DFTPP 240-9245/3		07/21/2011 11:41	1	0721101B.D	RXI-5SILMS 0.45(mm)
CCV 240-9245/4 CCVIS		07/21/2011 11:57	1	0721102.D	RXI-5SILMS 0.45(mm)
CCV 240-9245/5		07/21/2011 12:14	1	0721103.D	RXI-5SILMS 0.45(mm)
ZZZZZ		07/21/2011 12:31	1		RXI-5SILMS 0.45(mm)
ZZZZZ		07/21/2011 12:48	1		RXI-5SILMS 0.45(mm)
ZZZZZ		07/21/2011 13:05	1		RXI-5SILMS 0.45(mm)
ZZZZZ		07/21/2011 13:59	1		RXI-5SILMS 0.45(mm)
ZZZZZ		07/21/2011 15:07	1		RXI-5SILMS 0.45(mm)
ZZZZZ		07/21/2011 15:24	1		RXI-5SILMS 0.45(mm)
ZZZZZ		07/21/2011 15:58	1		RXI-5SILMS 0.45(mm)
ZZZZZ		07/21/2011 16:15	1		RXI-5SILMS 0.45(mm)
240-1591-2	MSA-MW30I-062911	07/21/2011 17:06	1	0721117.D	RXI-5SILMS 0.45(mm)

GC/MS SEMI VOA BATCH WORKSHEET

Lab Name: TestAmerica North Canton Job No.: 240-1564-1

SDG No.:

Batch Number: 6852 Batch Start Date: 07/01/11 11:30 Batch Analyst: Earle, Steve

Batch Method: 3510C Batch End Date: 07/02/11 05:30

Lab Sample ID	Client Sample ID	Method Chain	Basis	InitialAmount	FinalAmount	ReceivedpH	FirstAdjustpH	EXBNALCS1 00003	EXBNASURRW 00002
240-1591-K-1	MSA-MW38S-062911	3510C, 8270D	T	1010 mL	2 mL	7	2		1 mL
240-1591-L-2	MSA-MW30I-062911	3510C, 8270D	T	1010 mL	2 mL	7	2		1 mL

Lab Sample ID	Client Sample ID	Method Chain	Basis	EXRESTEKSPKW 00002
240-1591-K-1	MSA-MW38S-062911	3510C, 8270D	T	
240-1591-L-2	MSA-MW30I-062911	3510C, 8270D	T	

Batch Notes		
Acid used for pH adjust Lot #	010428	
Batch Comment	SS CC/LAH	Acid-Only Extraction
Na2SO4 Lot Number	010356	
Prep Solvent Lot #	069398	

Basis	Basis Description
T	Total/NA

GC/MS SEMI VOA BATCH WORKSHEET

Lab Name: TestAmerica North Canton Job No.: 240-1564-1

SDG No.:

Batch Number: 6852 Batch Start Date: 07/01/11 11:30 Batch Analyst: Earle, Steve

Batch Method: 3520C Batch End Date: 07/02/11 05:30

Lab Sample ID	Client Sample ID	Method Chain	Basis	InitialAmount	FinalAmount	ReceivedpH	FirstAdjustpH	EXBNALCS1 00003	EXBNASURRW 00002
MB 240-6852/10		3520C, 8270D		1000 mL	2 mL	7	2		1 mL
LCS 240-6852/11		3520C, 8270D		1000 mL	2 mL	7	2	1 mL	1 mL

Lab Sample ID	Client Sample ID	Method Chain	Basis	EXRESTEKSPKW 00002
MB 240-6852/10		3520C, 8270D		
LCS 240-6852/11		3520C, 8270D		1 mL

Batch Notes		
Acid used for pH adjust Lot #	010428	
Batch Comment	SS CC/LAH	Acid-Only Extraction
Na2SO4 Lot Number	010356	
Prep Solvent Lot #	069398	

Basis	Basis Description
T	Total/NA

GC/MS SEMI VOA BATCH WORKSHEET

Lab Name: TestAmerica North Canton Job No.: 240-1564-1

SDG No.:

Batch Number: 6973 Batch Start Date: 07/02/11 08:50 Batch Analyst: Howell, Leslie

Batch Method: 3510C Batch End Date: 07/03/11 02:50

Lab Sample ID	Client Sample ID	Method Chain	Basis	ReceivedpH	InitialAmount	FinalAmount	FirstAdjustpH	EXBNALCS1 00003	EXBNASURRW 00002
240-1564-K-1	MSA-MW-39S-06281 1	3510C, 8270D	T	7 SU	1050 mL	2 mL	2 SU		1 mL
240-1564-K-2	MSA-MW-35S-06281 1	3510C, 8270D	T	7 SU	1020 mL	2 mL	2 SU		1 mL
240-1564-L-3	MSA-MW-37S-06281 1	3510C, 8270D	T	7 SU	1050 mL	2 mL	2 SU		1 mL

Lab Sample ID	Client Sample ID	Method Chain	Basis	EXRESTEKSPKW 00002
240-1564-K-1	MSA-MW-39S-06281 1	3510C, 8270D	T	
240-1564-K-2	MSA-MW-35S-06281 1	3510C, 8270D	T	
240-1564-L-3	MSA-MW-37S-06281 1	3510C, 8270D	T	

Batch Notes	
Acid used for pH adjust Lot #	010428
Batch Comment	s/s lh, cc
Na2SO4 Lot Number	010355
Prep Solvent Lot #	084705

Basis	Basis Description
T	Total/NA

GC/MS SEMI VOA BATCH WORKSHEET

Lab Name: TestAmerica North Canton Job No.: 240-1564-1

SDG No.:

Batch Number: 6973 Batch Start Date: 07/02/11 08:50 Batch Analyst: Howell, Leslie

Batch Method: 3520C Batch End Date: 07/03/11 02:50

Lab Sample ID	Client Sample ID	Method Chain	Basis	ReceivedpH	InitialAmount	FinalAmount	FirstAdjustpH	EXBNALCS1 00003	EXBNASURRW 00002
MB 240-6973/1		3520C, 8270D		7 SU	1000 mL	2 mL	2 SU		1 mL
LCS 240-6973/2		3520C, 8270D		7 SU	1000 mL	2 mL	2 SU	1 mL	1 mL

Lab Sample ID	Client Sample ID	Method Chain	Basis	EXRESTEKSPKW 00002
MB 240-6973/1		3520C, 8270D		
LCS 240-6973/2		3520C, 8270D		1 mL

Batch Notes	
Acid used for pH adjust Lot #	010428
Batch Comment	s/s lh, cc
Na2SO4 Lot Number	010355
Prep Solvent Lot #	084705

Basis	Basis Description
T	Total/NA

Sample Quantitation

FORM I
GC/MS SEMI VOA ORGANICS ANALYSIS DATA SHEET

Lab Name: TestAmerica North Canton | Job No.: 240-1564-1

SDG No.:

Client Sample ID: MSA-MW-39S-062811 | Lab Sample ID: 240-1564-1

Matrix: Water | Lab File ID: 0716129.D

Analysis Method: 8270D | Date Collected: 06/28/2011 10:40

Extract. Method: 3510C | Date Extracted: 07/02/2011 07:21

Sample wt/vol: 1050(mL) | Date Analyzed: 07/17/2011 16:16

Con. Extract Vol.: 2(mL) | Dilution Factor: 1

Injection Volume: 1(uL) | Level: (low/med) Low

% Moisture: | GPC Cleanup:(Y/N) N

Analysis Batch No.: 8657 | Units: ug/L

CAS NO.	COMPOUND NAME	RESULT	Q	RL	MDL
83-32-9	Acenaphthene	0.19	U	0.19	0.095
208-96-8	Acenaphthylene	0.19	U	0.19	0.095
98-86-2	Acetophenone	0.95	U	0.95	0.32
120-12-7	Anthracene	0.19	U	0.19	0.095
1912-24-9	Atrazine	0.95	U	0.95	0.32
100-52-7	Benzaldehyde	0.95	U	0.95	0.37
56-55-3	Benzo[a]anthracene	0.19	U	0.19	0.095
50-32-8	Benzo[a]pyrene	0.19	U	0.19	0.095
205-99-2	Benzo[b]fluoranthene	0.19	U	0.19	0.095
191-24-2	Benzo[g,h,i]perylene	0.19	U	0.19	0.095
207-08-9	Benzo[k]fluoranthene	0.19	U	0.19	0.095
92-52-4	1,1'-Biphenyl	0.95	U	0.95	0.76
111-91-1	Bis(2-chloroethoxy)methane	0.95	U	0.95	0.30
111-44-4	Bis(2-chloroethyl)ether	0.95	U	0.95	0.095
117-81-7	Bis(2-ethylhexyl) phthalate	1.3	J	1.9	0.76
101-55-3	4-Bromophenyl phenyl ether	1.9	U	1.9	0.76
85-68-7	Butyl benzyl phthalate	0.95	U	0.95	0.76
105-60-2	Caprolactam	4.8	U	4.8	0.76
86-74-8	Carbazole	0.95	U	0.95	0.27
106-47-8	4-Chloroaniline	1.9	U	1.9	0.76
59-50-7	4-Chloro-3-methylphenol	1.9	U	1.9	0.76
91-58-7	2-Chloronaphthalene	0.95	U	0.95	0.095
95-57-8	2-Chlorophenol	0.95	U	0.95	0.28
7005-72-3	4-Chlorophenyl phenyl ether	1.9	U	1.9	0.29
218-01-9	Chrysene	0.19	U	0.19	0.095
53-70-3	Dibenzo(a,h)anthracene	0.19	U	0.19	0.095
132-64-9	Dibenzofuran	0.95	U	0.95	0.095
91-94-1	3,3'-Dichlorobenzidine	4.8	U	4.8	0.35
120-83-2	2,4-Dichlorophenol	1.9	U	1.9	0.76
84-66-2	Diethyl phthalate	0.95	U	0.95	0.57
105-67-9	2,4-Dimethylphenol	1.9	U	1.9	0.76
131-11-3	Dimethyl phthalate	0.95	U	0.95	0.28
84-74-2	Di-n-butyl phthalate	0.95	U	0.95	0.64
534-52-1	4,6-Dinitro-2-methylphenol	4.8	U	4.8	2.3

FORM I
GC/MS SEMI VOA ORGANICS ANALYSIS DATA SHEET

Lab Name: TestAmerica North Canton | Job No.: 240-1564-1

SDG No.:

Client Sample ID: MSA-MW-39S-062811 | Lab Sample ID: 240-1564-1

Matrix: Water | Lab File ID: 0716129.D

Analysis Method: 8270D | Date Collected: 06/28/2011 10:40

Extract. Method: 3510C | Date Extracted: 07/02/2011 07:21

Sample wt/vol: 1050(mL) | Date Analyzed: 07/17/2011 16:16

Con. Extract Vol.: 2(mL) | Dilution Factor: 1

Injection Volume: 1(uL) | Level: (low/med) Low

% Moisture: | GPC Cleanup:(Y/N) N

Analysis Batch No.: 8657 | Units: ug/L

CAS NO.	COMPOUND NAME	RESULT	Q	RL	MDL
51-28-5	2,4-Dinitrophenol	4.8	U	4.8	2.3
121-14-2	2,4-Dinitrotoluene	4.8	U	4.8	0.26
606-20-2	2,6-Dinitrotoluene	4.8	U	4.8	0.76
117-84-0	Di-n-octyl phthalate	0.95	U	0.95	0.76
206-44-0	Fluoranthene	0.19	U	0.19	0.095
86-73-7	Fluorene	0.19	U	0.19	0.095
118-74-1	Hexachlorobenzene	0.19	U	0.19	0.095
87-68-3	Hexachlorobutadiene	0.95	U	0.95	0.26
77-47-4	Hexachlorocyclopentadiene	9.5	U	9.5	0.76
67-72-1	Hexachloroethane	0.95	U	0.95	0.76
193-39-5	Indeno[1,2,3-cd]pyrene	0.19	U	0.19	0.095
78-59-1	Isophorone	0.95	U	0.95	0.26
91-57-6	2-Methylnaphthalene	0.19	U	0.19	0.095
95-48-7	2-Methylphenol	0.95	U	0.95	0.76
123-91-1	1,4-Dioxane	29		0.95	0.47
15831-10-4	3 & 4 Methylphenol	1.9	U	1.9	0.71
91-20-3	Naphthalene	0.19	U	0.19	0.095
88-74-4	2-Nitroaniline	1.9	U	1.9	0.76
99-09-2	3-Nitroaniline	1.9	U	1.9	0.27
100-01-6	4-Nitroaniline	1.9	U	1.9	0.76
98-95-3	Nitrobenzene	0.95	U	0.95	0.038
88-75-5	2-Nitrophenol	1.9	U	1.9	0.27
100-02-7	4-Nitrophenol	4.8	U	4.8	2.3
621-64-7	N-Nitrosodi-n-propylamine	0.95	U	0.95	0.76
86-30-6	N-Nitrosodiphenylamine	0.95	U	0.95	0.30
108-60-1	2,2'-oxybis[1-chloropropane]	0.95	U	0.95	0.38
87-86-5	Pentachlorophenol	4.8	U	4.8	2.3
85-01-8	Phenanthrene	0.19	U	0.19	0.095
108-95-2	Phenol	0.95	U	0.95	0.57
129-00-0	Pyrene	0.19	U	0.19	0.095
95-95-4	2,4,5-Trichlorophenol	4.8	U	4.8	0.29
88-06-2	2,4,6-Trichlorophenol	4.8	U	4.8	0.76
62-75-9	N-Nitrosodimethylamine	0.95	U	0.95	0.30

FORM I
GC/MS SEMI VOA ORGANICS ANALYSIS DATA SHEET

Lab Name: TestAmerica North Canton	Job No.: 240-1564-1
SDG No.:	
Client Sample ID: MSA-MW-39S-062811	Lab Sample ID: 240-1564-1
Matrix: Water	Lab File ID: 0716129.D
Analysis Method: 8270D	Date Collected: 06/28/2011 10:40
Extract. Method: 3510C	Date Extracted: 07/02/2011 07:21
Sample wt/vol: 1050(mL)	Date Analyzed: 07/17/2011 16:16
Con. Extract Vol.: 2(mL)	Dilution Factor: 1
Injection Volume: 1(uL)	Level: (low/med) Low
% Moisture:	GPC Cleanup:(Y/N) N
Analysis Batch No.: 8657	Units: ug/L

CAS NO.	SURROGATE	%REC	Q	LIMITS
321-60-8	2-Fluorobiphenyl (Surr)	44		28-110
367-12-4	2-Fluorophenol (Surr)	45		10-110
4165-60-0	Nitrobenzene-d5 (Surr)	42		27-111
4165-62-2	Phenol-d5 (Surr)	53		10-110
1718-51-0	Terphenyl-d14 (Surr)	46		37-119
118-79-6	2,4,6-Tribromophenol (Surr)	53		22-120

$$\frac{649604}{350656} \times \frac{4\ ng/uL}{0.4947} \times \frac{2000\ ug/L}{1050\ mL \times 1\ ug/L} = 28.5\ \checkmark$$

0.4947 = RRF from Ical 07/11/11

Report Date: 20-Jul-2011 16:38:26 Chrom Revision: 1.2 13-Jul-2011 10:43:06

TestAmerica Laboratories
Target Compound Quantitation Report

Data File: \\Ncchrom\ChromData\A4AG2\20110716-1916.b\0716129.D
Lims ID: 240-1564-K-1-A Client ID: MSA-MW-39S-062811
Inject. Date: 17-Jul-2011 16:16:30 Dil. Factor: 1.0000
Sample Type: Client
Sample ID: 240-0001916-031
Misc. Info.: 240-1564-K-1-A =240-1564-K-1-A
Operator: Instrument ID: A4AG2
Vol. Injected: 1.0000 ALS Bottle#: 29
Lims Batch ID: 8657 Lims Sample ID: 31
Detector: MS SCAN

Method: \\Ncchrom\ChromData\A4AG2\20110716-1916.b\8270 ag2.m
Last Update: 20-Jul-2011 16:38:08 Calib Date: 11-Jul-2011 22:32:30
Quant Method: Internal Standard Quant By: Initial Calibration
Last ICal File: \\Ncchrom\ChromData\A4AG2\20110711-1791.b\0711121.D
Limit Group: MSS 8270D ICAL
Integrator: RTE ID Type: Deconvolution ID
Process Host: CORP-CTX-18

First Level Reviewer: hulat Date: 20-Jul-2011 15:53:44

Compound	Sig	RT	ADJ RT	DLT RT	Q	Response	On-Col Amt ng/ul	Flags
* 1 1,4-Dichlorobenzene-d4	152	3.355	3.355	0.0	96	350656	4.00	
* 2 Naphthalene-d8	136	4.248	4.248	0.0	98	1491754	4.00	
* 3 Acenaphthene-d10	164	5.521	5.521	0.0	92	922665	4.00	
* 4 Phenanthrene-d10	188	6.607	6.607	0.0	98	1567491	4.00	
* 5 Chrysene-d12	240	8.564	8.559	0.005	97	1571403	4.00	
* 6 Perylene-d12	264	9.842	9.821	0.021	96	1431657	4.00	
$ 7 2-Fluorophenol	112	2.504	2.499	0.005	91	699007	6.73	
$ 8 Phenol-d5	99	3.092	3.087	0.005	99	1072435	7.93	
$ 9 Nitrobenzene-d5	82	3.734	3.734	0.0	86	599405	4.24	
$ 10 2-Fluorobiphenyl (Surr)	172	5.013	5.013	0.0	100	1319230	4.44	
$ 11 2,4,6-Tribromophenol	330	6.098	6.093	0.005	88	254261	8.00	
$ 12 Terphenyl-d14	244	7.756	7.751	0.005	98	1300914	4.64	
26 1,4-Dioxane	88	1.541	1.547	-0.006	93	649604	15.0	
27 N-Nitrosodimethylamine	74		1.713					
42 Benzaldehyde	77		3.066					
43 Phenol	94	3.103	3.098	0.005	81	23635	0.1677	
45 Bis(2-chloroethyl)ether	93		3.157					
47 2-Chlorophenol	128		3.221					
52 2-Methylphenol	108		3.504					
54 2,2'-oxybis[1-chloropropane]	45		3.520					
55 3 & 4 Methylphenol	108		3.611					
57 N-Nitrosodi-n-propylamine	70		3.617					
58 Acetophenone	105		3.627					
61 Hexachloroethane	117		3.713					
62 Nitrobenzene	77		3.750					
64 Isophorone	82		3.911					
65 2-Nitrophenol	139		3.975					
66 2,4-Dimethylphenol	107		3.986					
69 Bis(2-chloroethoxy)methane	93		4.045					
72 2,4-Dichlorophenol	162		4.146					
74 Naphthalene	128		4.264					

Compound	Sig	RT	ADJ RT	DLT RT	Q	Response	On-Col Amt ng/ul	Flags
75 4-Chloroaniline	127		4.291					
78 Hexachlorobutadiene	225		4.344					
83 Caprolactam	113		4.553					
85 4-Chloro-3-methylphenol	107		4.633					
86 2-Methylnaphthalene	142		4.756					
89 Hexachlorocyclopentadiene	237		4.874					
93 2,4,6-Trichlorophenol	196		4.959					
94 2,4,5-Trichlorophenol	196		4.991					
99 1,1'-Biphenyl	154		5.088					
100 2-Chloronaphthalene	162		5.114					
101 2-Nitroaniline	65		5.178					
104 Dimethyl phthalate	163		5.291					
106 2,6-Dinitrotoluene	165		5.344					
108 Acenaphthylene	152		5.419					
109 3-Nitroaniline	138		5.478					
111 Acenaphthene	153		5.542					
110 2,4-Dinitrophenol	184		5.548					
112 4-Nitrophenol	109		5.596					
113 2,4-Dinitrotoluene	165		5.638					
115 Dibenzofuran	168		5.665					
120 Diethyl phthalate	149	5.799	5.799	0.0	78	39648	0.1333	
122 4-Chlorophenyl phenyl ether	204		5.901					
124 Fluorene	166		5.917					
125 4-Nitroaniline	138		5.927					
127 4,6-Dinitro-2-methylphenol	198		5.943					
128 N-Nitrosodiphenylamine	169		5.986					
138 4-Bromophenyl phenyl ether	248		6.259					
140 Hexachlorobenzene	284		6.328					
141 Atrazine	200		6.361					
143 Pentachlorophenol	266		6.462					
148 Phenanthrene	178		6.623					
149 Anthracene	178		6.660					
150 Carbazole	167		6.767					
154 Di-n-butyl phthalate	149	6.986	6.981	0.005	96	106400	0.2020	
159 Fluoranthene	202		7.494					
161 Pyrene	202		7.671					
169 Butyl benzyl phthalate	149		8.088					
174 Bis(2-ethylhexyl) phthalate	149	8.500	8.489	0.011	95	231383	0.6948	
177 3,3'-Dichlorobenzidine	252		8.511					
178 Benzo[a]anthracene	228		8.548					
179 Chrysene	228		8.580					
181 Di-n-octyl phthalate	149		8.976					
183 Benzo[b]fluoranthene	252		9.436					
184 Benzo[k]fluoranthene	252		9.463					
185 Benzo[a]pyrene	252		9.768					
189 Dibenz(a,h)anthracene	278		11.185					
190 Indeno[1,2,3-cd]pyrene	276		11.185					
191 Benzo[g,h,i]perylene	276		11.591					

Method 8015B - DRO

Diesel Range Organics (DRO) (GC) by Method 8015B

FORM II
DIESEL RANGE ORGANICS SURROGATE RECOVERY

Lab Name: TestAmerica North Canton Job No.: 240-1564-1

SDG No.:

Matrix: Water Level: Low

GC Column (1): RTX-5 ID: 0.53 (mm)

Client Sample ID	Lab Sample ID	C91	#
MSA-MW-39S-062811	240-1564-1	44	
MSA-MW-35S-062811	240-1564-2	45	
MSA-MW-37S-062811	240-1564-3	50	
MSA-MW38S-062911	240-1591-1	48	
MSA-MW30I-062911	240-1591-2	58	
	MB 240-6673/4-A	47	
	MB 240-6874/5-A	44	
	LCS 240-6673/5-A	61	
	LCS 240-6874/6-A	55	

	QC LIMITS
C9 = n-Nonane	10-110

Column to be used to flag recovery values

FORM II 8015B

FORM III
DIESEL RANGE ORGANICS LAB CONTROL SAMPLE RECOVERY

Lab Name: TestAmerica North Canton Job No.: 240-1564-1

SDG No.:

Matrix: Water Level: Low Lab File ID: P5705009.D

Lab ID: LCS 240-6673/5-A Client ID:

COMPOUND	SPIKE ADDED (ug/L)	LCS CONCENTRATION (ug/L)	LCS % REC	QC LIMITS REC	#
Diesel	2500	2270	91	36-124	

Column to be used to flag recovery and RPD values

FORM III 8015B

FORM III
DIESEL RANGE ORGANICS LAB CONTROL SAMPLE RECOVERY

Lab Name: TestAmerica North Canton Job No.: 240-1564-1

SDG No.:

Matrix: Water Level: Low Lab File ID: P14R0000019.D

Lab ID: LCS 240-6874/6-A Client ID:

COMPOUND	SPIKE ADDED (ug/L)	LCS CONCENTRATION (ug/L)	LCS % REC	QC LIMITS REC	#
Diesel	2500	2410	96	36-124	

Column to be used to flag recovery and RPD values

FORM III 8015B

FORM IV
DIESEL RANGE ORGANICS METHOD BLANK SUMMARY

Lab Name: TestAmerica North Canton Job No.: 240-1564-1

SDG No.:

Lab Sample ID: MB 240-6673/4-A

Matrix: Water Date Extracted: 06/30/2011 08:08

Lab File ID:(1) P5705008.D Lab File ID:(2)

Date Analyzed:(1) 07/05/2011 12:12 Date Analyzed:(2)

Instrument ID:(1) A2HP5 Instrument ID:(2)

GC Column:(1) RTX-5 ID: 0.53(mm) GC Column:(2) ID:

THIS METHOD BLANK APPLIES TO THE FOLLOWING SAMPLES:

CLIENT SAMPLE ID	LAB SAMPLE ID	DATE ANALYZED 1	DATE ANALYZED 2
MSA-MW-39S-062811	240-1564-1	07/05/2011 10:48	
MSA-MW-35S-062811	240-1564-2	07/05/2011 11:16	
MSA-MW-37S-062811	240-1564-3	07/05/2011 11:44	
	LCS 240-6673/5-A	07/05/2011 12:40	

FORM I
DIESEL RANGE ORGANICS ANALYSIS DATA SHEET

Lab Name: TestAmerica North Canton Job No.: 240-1564-1

SDG No.:

Client Sample ID: Lab Sample ID: MB 240-6673/4-A

Matrix: Water Lab File ID: P5705008.D

Analysis Method: 8015B Date Collected:

Extraction Method: 3520C Date Extracted: 06/30/2011 08:08

Sample wt/vol: 1000(mL) Date Analyzed: 07/05/2011 12:12

Con. Extract Vol.: 5.00(mL) Dilution Factor: 1

Injection Volume: 1(uL) GC Column: RTX-5 ID: 0.53(mm)

% Moisture: GPC Cleanup:(Y/N) N

Analysis Batch No.: 7090 Units: ug/L

CAS NO.	COMPOUND NAME	RESULT	Q	RL	MDL
STL00141	Total Petroleum Hydrocarbons (C10-C32)	500	U	500	240

CAS NO.	SURROGATE	%REC	Q	LIMITS
111-84-2	n-Nonane	47		10-110

FORM IV
DIESEL RANGE ORGANICS METHOD BLANK SUMMARY

Lab Name: TestAmerica North Canton Job No.: 240-1564-1

SDG No.:

Lab Sample ID: MB 240-6874/5-A

Matrix: Water Date Extracted: 07/01/2011 10:40

Lab File ID:(1) P14R0000018.D Lab File ID:(2)

Date Analyzed:(1) 07/05/2011 15:51 Date Analyzed:(2)

Instrument ID:(1) A2HP14R Instrument ID:(2)

GC Column:(1) RTX-5 ID: 0.53(mm) GC Column:(2) ID:

THIS METHOD BLANK APPLIES TO THE FOLLOWING SAMPLES:

CLIENT SAMPLE ID	LAB SAMPLE ID	DATE ANALYZED 1	DATE ANALYZED 2
MSA-MW30I-062911	240-1591-2	07/05/2011 15:02	
MSA-MW38S-062911	240-1591-1	07/05/2011 15:26	
	LCS 240-6874/6-A	07/05/2011 16:15	

FORM I
DIESEL RANGE ORGANICS ANALYSIS DATA SHEET

Lab Name: TestAmerica North Canton | Job No.: 240-1564-1

SDG No.:

Client Sample ID: | Lab Sample ID: MB 240-6874/5-A

Matrix: Water | Lab File ID: P14R0000018.D

Analysis Method: 8015B | Date Collected:

Extraction Method: 3520C | Date Extracted: 07/01/2011 10:40

Sample wt/vol: 1000(mL) | Date Analyzed: 07/05/2011 15:51

Con. Extract Vol.: 5(mL) | Dilution Factor: 1

Injection Volume: 1(uL) | GC Column: RTX-5 ID: 0.53(mm)

% Moisture: | GPC Cleanup:(Y/N) N

Analysis Batch No.: 7126 | Units: ug/L

CAS NO.	COMPOUND NAME	RESULT	Q	RL	MDL
STL00141	Total Petroleum Hydrocarbons (C10-C32)	500	U	500	240

CAS NO.	SURROGATE	%REC	Q	LIMITS
111-84-2	n-Nonane	44		10-110

FORM VIII
DIESEL RANGE ORGANICS ANALYTICAL SEQUENCE

Lab Name: TestAmerica North Canton Job No.: 240-1564-1

SDG No.:

Sample No.: CCVRT 240-7090/4 Date Analyzed: 07/05/2011 10:20

Instrument ID: A2HP5 GC Column: RTX-5 ID: 0.53(mm)

Lab File ID (Standard): P5705004.D Heated Purge: (Y/N) N

Calibration ID: 1969

THE ANALYTICAL SEQUENCE OF BLANKS, SAMPLES, STANDARDS, MS/MSDs AND LCSs IS GIVEN BELOW:

				C9 RT #		
CONTINUING CALIBRATION SURROGATE				3.14		
UPPER LIMIT				3.24		
LOWER LIMIT				3.04		
LAB SAMPLE ID	CLIENT SAMPLE ID	DATE ANALYZED	LAB FILE ID			
CCVRT 240-7090/4		07/05/2011 10:20	P5705004.D	3.14		
240-1564-1	MSA-MW-39S-062811	07/05/2011 10:48	P5705005.D	3.14		
240-1564-2	MSA-MW-35S-062811	07/05/2011 11:16	P5705006.D	3.14		
240-1564-3	MSA-MW-37S-062811	07/05/2011 11:44	P5705007.D	3.14		
MB 240-6673/4-A		07/05/2011 12:12	P5705008.D	3.14		
LCS 240-6673/5-A		07/05/2011 12:40	P5705009.D	3.14		
CCV 240-7090/10		07/05/2011 13:08	P5705010.D	3.14		

C9 = n-Nonane

C9 RT Limit = ± 0.1 minutes of surrogate RT

Column used to flag values outside QC limits

FORM VIII 8015B

DIESEL RANGE ORGANICS ANALYSIS RUN LOG

Lab Name: TestAmerica North Canton Job No.: 240-1564-1

SDG No.:

Instrument ID: A2HP5 Start Date: 07/05/2011 10:20

Analysis Batch Number: 7090 End Date: 07/05/2011 13:08

LAB SAMPLE ID	CLIENT SAMPLE ID	DATE ANALYZED	DILUTION FACTOR	LAB FILE ID	COLUMN ID
CCVRT 240-7090/4		07/05/2011 10:20	1	P5705004.D	RTX-5 0.53(mm)
240-1564-1	MSA-MW-39S-062811	07/05/2011 10:48	1	P5705005.D	RTX-5 0.53(mm)
240-1564-2	MSA-MW-35S-062811	07/05/2011 11:16	1	P5705006.D	RTX-5 0.53(mm)
240-1564-3	MSA-MW-37S-062811	07/05/2011 11:44	1	P5705007.D	RTX-5 0.53(mm)
MB 240-6673/4-A		07/05/2011 12:12	1	P5705008.D	RTX-5 0.53(mm)
LCS 240-6673/5-A		07/05/2011 12:40	1	P5705009.D	RTX-5 0.53(mm)
CCV 240-7090/10		07/05/2011 13:08	1	P5705010.D	RTX-5 0.53(mm)

FORM VII
DIESEL RANGE ORGANICS CONTINUING CALIBRATION DATA

Lab Name: TestAmerica North Canton Job No.: 240-1564-1

SDG No.:

Lab Sample ID: CCVRT 240-7090/4 Calibration Date: 07/05/2011 10:20

Instrument ID: A2HP5 Calib Start Date: 06/30/2011 13:13

GC Column: RTX-5 ID: 0.53(mm) Calib End Date: 06/30/2011 15:05

Lab File ID: P5705004.D Conc. Units: ng/uL

ANALYTE	CURVE TYPE	AVE CF	CF	MIN CF	CALC AMOUNT	SPIKE AMOUNT	%D	MAX %D
Diesel	Ave	176005	167875		477	500	-4.6	15.0
n-Nonane	Ave	251561	249779		49.6	50.0	-0.7	15.0

FORM VII
DIESEL RANGE ORGANICS CONTINUING CALIBRATION RETENTION TIME SUMMARY

Lab Name: TestAmerica North Canton Job No.: 240-1564-1

SDG No.:

Lab Sample ID: CCVRT 240-7090/4 Calibration Date: 07/05/2011 10:20

Instrument ID: A2HP5 Calib Start Date: 06/30/2011 13:13

GC Column: RTX-5 ID: 0.53(mm) Calib End Date: 06/30/2011 15:05

Lab File ID: P5705004.D

Analyte	RT	RT WINDOW	
		TO	FROM
Diesel	8.78	4.50	13.05
n-Nonane	3.14	3.07	3.21

FORM VII
DIESEL RANGE ORGANICS CONTINUING CALIBRATION DATA

Lab Name: TestAmerica North Canton Job No.: 240-1564-1

SDG No.:

Lab Sample ID: CCV 240-7090/10 Calibration Date: 07/05/2011 13:08

Instrument ID: A2HP5 Calib Start Date: 06/30/2011 13:13

GC Column: RTX-5 ID: 0.53(mm) Calib End Date: 06/30/2011 15:05

Lab File ID: P5705010.D Conc. Units: ng/uL

ANALYTE	CURVE TYPE	AVE CF	CF	MIN CF	CALC AMOUNT	SPIKE AMOUNT	%D	MAX %D
Diesel	Ave	176005	172166		489	500	-2.2	15.0
n-Nonane	Ave	251561	260414		51.8	50.0	3.5	15.0

FORM VII
DIESEL RANGE ORGANICS CONTINUING CALIBRATION RETENTION TIME SUMMARY

Lab Name: TestAmerica North Canton Job No.: 240-1564-1

SDG No.:

Lab Sample ID: CCV 240-7090/10 Calibration Date: 07/05/2011 13:08

Instrument ID: A2HP5 Calib Start Date: 06/30/2011 13:13

GC Column: RTX-5 ID: 0.53(mm) Calib End Date: 06/30/2011 15:05

Lab File ID: P5705010.D

Analyte	RT	RT WINDOW	
		TO	FROM
Diesel	8.78	4.50	13.05
n-Nonane	3.14	3.07	3.21

FORM I
DIESEL RANGE ORGANICS ANALYSIS DATA SHEET

Lab Name: TestAmerica North Canton	Job No.: 240-1564-1
SDG No.:	
Client Sample ID:	Lab Sample ID: LCS 240-6673/5-A
Matrix: Water	Lab File ID: P5705009.D
Analysis Method: 8015B	Date Collected:
Extraction Method: 3520C	Date Extracted: 06/30/2011 08:08
Sample wt/vol: 1000(mL)	Date Analyzed: 07/05/2011 12:40
Con. Extract Vol.: 5.00(mL)	Dilution Factor: 1
Injection Volume: 1(uL)	GC Column: RTX-5 ID: 0.53(mm)
% Moisture:	GPC Cleanup:(Y/N) N
Analysis Batch No.: 7090	Units: ug/L

CAS NO.	SURROGATE	%REC	Q	LIMITS
111-84-2	n-Nonane	61		10-110

FORM VII
DIESEL RANGE ORGANICS CONTINUING CALIBRATION DATA

Lab Name: TestAmerica North Canton Job No.: 240-1564-1

SDG No.:

Lab Sample ID: ICV 240-6739/9 Calibration Date: 06/30/2011 15:33

Instrument ID: A2HP5 Calib Start Date: 06/30/2011 13:13

GC Column: RTX-5 ID: 0.53(mm) Calib End Date: 06/30/2011 15:05

Lab File ID: P5063009.D Conc. Units: ng/uL

ANALYTE	CURVE TYPE	AVE CF	CF	MIN CF	CALC AMOUNT	SPIKE AMOUNT	%D	MAX %D
Diesel	Ave	176005	171920		488	500	-2.3	20.0

FORM VII
DIESEL RANGE ORGANICS CONTINUING CALIBRATION RETENTION TIME SUMMARY

Lab Name: TestAmerica North Canton Job No.: 240-1564-1

SDG No.:

Lab Sample ID: ICV 240-6739/9 Calibration Date: 06/30/2011 15:33

Instrument ID: A2HP5 Calib Start Date: 06/30/2011 13:13

GC Column: RTX-5 ID: 0.53(mm) Calib End Date: 06/30/2011 15:05

Lab File ID: P5063009.D

Analyte	RT	RT WINDOW	
		TO	FROM
Diesel	8.77	4.50	13.05

FORM I
DIESEL RANGE ORGANICS ANALYSIS DATA SHEET

Lab Name: TestAmerica North Canton	Job No.: 240-1564-1
SDG No.:	
Client Sample ID:	Lab Sample ID: LCS 240-6874/6-A
Matrix: Water	Lab File ID: P14R0000019.D
Analysis Method: 8015B	Date Collected:
Extraction Method: 3520C	Date Extracted: 07/01/2011 10:40
Sample wt/vol: 1000(mL)	Date Analyzed: 07/05/2011 16:15
Con. Extract Vol.: 5(mL)	Dilution Factor: 1
Injection Volume: 1(uL)	GC Column: RTX-5 ID: 0.53(mm)
% Moisture:	GPC Cleanup:(Y/N) N
Analysis Batch No.: 7126	Units: ug/L

CAS NO.	SURROGATE	%REC	Q	LIMITS
111-84-2	n-Nonane	55		10-110

DIESEL RANGE ORGANICS ANALYSIS RUN LOG

Lab Name: TestAmerica North Canton Job No.: 240-1564-1

SDG No.:

Instrument ID: A2HP14R Start Date: 05/20/2011 09:23

Analysis Batch Number: 2245 End Date: 05/20/2011 15:04

LAB SAMPLE ID	CLIENT SAMPLE ID	DATE ANALYZED	DILUTION FACTOR	LAB FILE ID	COLUMN ID
RINSE 240-2245/1		05/20/2011 09:23	1		RTX-5 0.53(mm)
RINSE 240-2245/2		05/20/2011 09:48	1		RTX-5 0.53(mm)
STD1 240-2245/4 IC		05/20/2011 10:36	1	P14R0000004.D	RTX-5 0.53(mm)
STD2 240-2245/5 IC		05/20/2011 11:01	1	P14R0000005.D	RTX-5 0.53(mm)
STD3 240-2245/6 IC		05/20/2011 11:25	1	P14R0000006.D	RTX-5 0.53(mm)
STD4 240-2245/7 IC		05/20/2011 11:49	1	P14R0000007.D	RTX-5 0.53(mm)
STD5 240-2245/8 IC		05/20/2011 12:14	1	P14R0000008.D	RTX-5 0.53(mm)
ICV 240-2245/9		05/20/2011 12:38	1	P14R0000009.D	RTX-5 0.53(mm)
ZZZZZ		05/20/2011 15:04	1		RTX-5 0.53(mm)

DIESEL RANGE ORGANICS ANALYSIS RUN LOG

Lab Name: TestAmerica North Canton Job No.: 240-1564-1

SDG No.:

Instrument ID: A2HP5 Start Date: 06/30/2011 13:13

Analysis Batch Number: 6739 End Date: 06/30/2011 17:54

LAB SAMPLE ID	CLIENT SAMPLE ID	DATE ANALYZED	DILUTION FACTOR	LAB FILE ID	COLUMN ID
STD1 240-6739/4 IC		06/30/2011 13:13	1	P5063004.D	RTX-5 0.53(mm)
STD2 240-6739/5 IC		06/30/2011 13:41	1	P5063005.D	RTX-5 0.53(mm)
STD3 240-6739/6 IC		06/30/2011 14:09	1	P5063006.D	RTX-5 0.53(mm)
STD4 240-6739/7 IC		06/30/2011 14:37	1	P5063007.D	RTX-5 0.53(mm)
STD5 240-6739/8 IC		06/30/2011 15:05	1	P5063008.D	RTX-5 0.53(mm)
ICV 240-6739/9		06/30/2011 15:33	1	P5063009.D	RTX-5 0.53(mm)
STD1 240-6739/10 IC		06/30/2011 16:02	1		RTX-5 0.53(mm)
STD2 240-6739/11 IC		06/30/2011 16:30	1		RTX-5 0.53(mm)
STD3 240-6739/12 IC		06/30/2011 16:58	1		RTX-5 0.53(mm)
STD4 240-6739/13 IC		06/30/2011 17:26	1		RTX-5 0.53(mm)
STD5 240-6739/14 IC		06/30/2011 17:54	1		RTX-5 0.53(mm)

FORM VI
DIESEL RANGE ORGANICS INITIAL CALIBRATION DATA
EXTERNAL STANDARD CURVE EVALUTION

Lab Name: TestAmerica North Canton Job No.: 240-1564-1 Analy Batch No.: 6739

SDG No.:

Instrument ID: A2HP5 GC Column: RTX-5 ID: 0.53(mm) Heated Purge: (Y/N) N

Calibration Start Date: 06/30/2011 13:13 Calibration End Date: 06/30/2011 15:05 Calibration ID: 1969

Calibration Files:

LEVEL:	LAB SAMPLE ID:	LAB FILE ID:
Level 1	STD1 240-6739/4	P5063004.D
Level 2	STD2 240-6739/5	P5063005.D
Level 3	STD3 240-6739/6	P5063006.D
Level 4	STD4 240-6739/7	P5063007.D
Level 5	STD5 240-6739/8	P5063008.D

ANALYTE	CF				CURVE TYPE	COEFFICIENT			#	MIN CF	%RSD	#	MAX %RSD	R^2 OR COD	#	MIN R^2 OR COD
	LVL 1 LVL 5	LVL 2	LVL 3	LVL 4		B	M1	M2								
Diesel	189223 168292	178487	177026	166998	Ave		176005.364				5.1		20.0			
n-Nonane	246043 251728	247962	262423	249647	Ave		251560.754				2.6		20.0			

Note: The m1 coefficient is the same as Ave CF for an Ave curve type.

FORM VI
DIESEL RANGE ORGANICS INITIAL CALIBRATION DATA
EXTERNAL STANDARD RETENTION TIME SUMMARY

Lab Name: TestAmerica North Canton Job No.: 240-1564-1 Analy Batch No.: 6739

SDG No.:

Instrument ID: A2HP5 GC Column: RTX-5 ID: 0.53(mm) Heated Purge: (Y/N) N

Calibration Start Date: 06/30/2011 13:13 Calibration End Date: 06/30/2011 15:05 Calibration ID: 1969

Calibration Files:

LEVEL:	LAB SAMPLE ID:	LAB FILE ID:
Level 1	STD1 240-6739/4	P5063004.D
Level 2	STD2 240-6739/5	P5063005.D
Level 3	STD3 240-6739/6	P5063006.D
Level 4	STD4 240-6739/7	P5063007.D
Level 5	STD5 240-6739/8	P5063008.D

ANALYTE	LVL 1	LVL 2	LVL 3	LVL 4	LVL 5	RT WINDOW	AVG RT
Diesel	8.773	8.773	8.773	8.773	8.773	4.495 - 13.052	8.773
n-Nonane	3.126	3.123	3.124	3.125	3.130	3.056 - 3.196	3.126

FORM VI
DIESEL RANGE ORGANICS INITIAL CALIBRATION DATA
EXTERNAL STANDARD RESPONSE AND CONCENTRATION

Lab Name: TestAmerica North Canton Job No.: 240-1564-1 Analy Batch No.: 6739

SDG No.:

Instrument ID: A2HP5 GC Column: RTX-5 ID: 0.53(mm) Heated Purge: (Y/N) N

Calibration Start Date: 06/30/2011 13:13 Calibration End Date: 06/30/2011 15:05 Calibration ID: 1969

Calibration Files:

LEVEL:	LAB SAMPLE ID:	LAB FILE ID:
Level 1	STD1 240-6739/4	P5063004.D
Level 2	STD2 240-6739/5	P5063005.D
Level 3	STD3 240-6739/6	P5063006.D
Level 4	STD4 240-6739/7	P5063007.D
Level 5	STD5 240-6739/8	P5063008.D

ANALYTE	CURVE TYPE	RESPONSE					CONCENTRATION (NG/UL)				
		LVL 1	LVL 2	LVL 3	LVL 4	LVL 5	LVL 1	LVL 2	LVL 3	LVL 4	LVL 5
Diesel	Ave	18922328	35697363	88513148	166998346	336584169	100	200	500	1000	2000
n-Nonane	Ave	2460428	4959246	13121169	24964683	50345692	10.0	20.0	50.0	100	200

Curve Type Legend:
Ave = Average

FORM VIII
DIESEL RANGE ORGANICS ANALYTICAL SEQUENCE

Lab Name: TestAmerica North Canton Job No.: 240-1564-1

SDG No.:

Sample No.: CCVRT 240-7126/9 Date Analyzed: 07/05/2011 13:49

Instrument ID: A2HP14R GC Column: RTX-5 ID: 0.53(mm)

Lab File ID (Standard): P14R0000013.D Heated Purge: (Y/N) N

Calibration ID: 1161

THE ANALYTICAL SEQUENCE OF BLANKS, SAMPLES, STANDARDS, MS/MSDs AND LCSs IS GIVEN BELOW:

				C9 RT #		
CONTINUING CALIBRATION SURROGATE				1.63		
UPPER LIMIT				1.73		
LOWER LIMIT				1.53		
LAB SAMPLE ID	CLIENT SAMPLE ID	DATE ANALYZED	LAB FILE ID			
CCVRT 240-7126/9		07/05/2011 13:49	P14R0000013.D	1.63		
240-1591-2	MSA-MW30I-062911	07/05/2011 15:02	P14R0000016.D	1.63		
240-1591-1	MSA-MW38S-062911	07/05/2011 15:26	P14R0000017.D	1.62		
MB 240-6874/5-A		07/05/2011 15:51	P14R0000018.D	1.63		
LCS 240-6874/6-A		07/05/2011 16:15	P14R0000019.D	1.63		
CCV 240-7126/16		07/05/2011 16:39	P14R0000020.D	1.63		

C9 = n-Nonane

C9 RT Limit = ± 0.1 minutes of surrogate RT

Column used to flag values outside QC limits

FORM VIII 8015B

DIESEL RANGE ORGANICS ANALYSIS RUN LOG

Lab Name: TestAmerica North Canton Job No.: 240-1564-1

SDG No.:

Instrument ID: A2HP14R Start Date: 07/05/2011 13:49

Analysis Batch Number: 7126 End Date: 07/05/2011 16:39

LAB SAMPLE ID	CLIENT SAMPLE ID	DATE ANALYZED	DILUTION FACTOR	LAB FILE ID	COLUMN ID
CCVRT 240-7126/9		07/05/2011 13:49	1	P14R0000013.D	RTX-5 0.53(mm)
ZZZZZ		07/05/2011 14:13	1		RTX-5 0.53(mm)
ZZZZZ		07/05/2011 14:37	1		RTX-5 0.53(mm)
240-1591-2	MSA-MW30I-062911	07/05/2011 15:02	1	P14R0000016.D	RTX-5 0.53(mm)
240-1591-1	MSA-MW38S-062911	07/05/2011 15:26	1	P14R0000017.D	RTX-5 0.53(mm)
MB 240-6874/5-A		07/05/2011 15:51	1	P14R0000018.D	RTX-5 0.53(mm)
LCS 240-6874/6-A		07/05/2011 16:15	1	P14R0000019.D	RTX-5 0.53(mm)
CCV 240-7126/16		07/05/2011 16:39	1	P14R0000020.D	RTX-5 0.53(mm)

FORM VI
DIESEL RANGE ORGANICS INITIAL CALIBRATION DATA
EXTERNAL STANDARD RETENTION TIME SUMMARY

Lab Name: TestAmerica North Canton Job No.: 240-1564-1 Analy Batch No.: 2245

SDG No.:

Instrument ID: A2HP14R GC Column: RTX-5 ID: 0.53(mm) Heated Purge: (Y/N) N

Calibration Start Date: 05/20/2011 10:36 Calibration End Date: 05/20/2011 12:14 Calibration ID: 1161

Calibration Files:

LEVEL:	LAB SAMPLE ID:	LAB FILE ID:
Level 1	STD1 240-2245/4	P14R0000004.D
Level 2	STD2 240-2245/5	P14R0000005.D
Level 3	STD3 240-2245/6	P14R0000006.D
Level 4	STD4 240-2245/7	P14R0000007.D
Level 5	STD5 240-2245/8	P14R0000008.D

ANALYTE	LVL 1	LVL 2	LVL 3	LVL 4	LVL 5	RT WINDOW	AVG RT
Diesel	7.981	7.981	7.981	7.981	7.981	3.444 - 12.518	7.981
n-Nonane	1.648	1.655	1.655	1.650	1.654	1.598 - 1.698	1.652

FORM VI
DIESEL RANGE ORGANICS INITIAL CALIBRATION DATA
EXTERNAL STANDARD CURVE EVALUTION

Lab Name: TestAmerica North Canton Job No.: 240-1564-1 Analy Batch No.: 2245

SDG No.:

Instrument ID: A2HP14R GC Column: RTX-5 ID: 0.53(mm) Heated Purge: (Y/N) N

Calibration Start Date: 05/20/2011 10:36 Calibration End Date: 05/20/2011 12:14 Calibration ID: 1161

Calibration Files:

LEVEL:	LAB SAMPLE ID:	LAB FILE ID:
Level 1	STD1 240-2245/4	P14R0000004.D
Level 2	STD2 240-2245/5	P14R0000005.D
Level 3	STD3 240-2245/6	P14R0000006.D
Level 4	STD4 240-2245/7	P14R0000007.D
Level 5	STD5 240-2245/8	P14R0000008.D

ANALYTE	CF				CURVE TYPE	COEFFICIENT			#	MIN CF	%RSD	#	MAX %RSD	R^2 OR COD	#	MIN R^2 OR COD
	LVL 1 LVL 5	LVL 2	LVL 3	LVL 4		B	M1	M2								
Diesel	518177 318916	451156	397198	325887	Lin	29987279.0	303797.731							0.9980		0.9900
n-Nonane	394703 372405	416236	431560	372988	Ave		397578.393				6.6		20.0			

Note: The m1 coefficient is the same as Ave CF for an Ave curve type.

FORM VI
DIESEL RANGE ORGANICS INITIAL CALIBRATION DATA
EXTERNAL STANDARD RESPONSE AND CONCENTRATION

Lab Name: TestAmerica North Canton Job No.: 240-1564-1 Analy Batch No.: 2245

SDG No.:

Instrument ID: A2HP14R GC Column: RTX-5 ID: 0.53(mm) Heated Purge: (Y/N) N

Calibration Start Date: 05/20/2011 10:36 Calibration End Date: 05/20/2011 12:14 Calibration ID: 1161

Calibration Files:

LEVEL:	LAB SAMPLE ID:	LAB FILE ID:
Level 1	STD1 240-2245/4	P14R0000004.D
Level 2	STD2 240-2245/5	P14R0000005.D
Level 3	STD3 240-2245/6	P14R0000006.D
Level 4	STD4 240-2245/7	P14R0000007.D
Level 5	STD5 240-2245/8	P14R0000008.D

ANALYTE	CURVE TYPE	RESPONSE					CONCENTRATION (NG)				
		LVL 1	LVL 2	LVL 3	LVL 4	LVL 5	LVL 1	LVL 2	LVL 3	LVL 4	LVL 5
Diesel	Lin	51817709	90231242	198599122	325887346	637832355	100	200	500	1000	2000
n-Nonane	Ave	3947026	8324727	21577976	37298836	74481027	10.0	20.0	50.0	100	200

Curve Type Legend:

Ave = Average
Lin = Linear

FORM VII
DIESEL RANGE ORGANICS CONTINUING CALIBRATION DATA

Lab Name: TestAmerica North Canton Job No.: 240-1564-1

SDG No.:

Lab Sample ID: ICV 240-2245/9 Calibration Date: 05/20/2011 12:38

Instrument ID: A2HP14R Calib Start Date: 05/20/2011 10:36

GC Column: RTX-5 ID: 0.53(mm) Calib End Date: 05/20/2011 12:14

Lab File ID: P14R0000009.D Conc. Units: ng/uL

ANALYTE	CURVE TYPE	AVE CF	CF	MIN CF	CALC AMOUNT	SPIKE AMOUNT	%D	MAX %D
Diesel	Lin		379373		526	500	5.1	20.0

FORM VII
DIESEL RANGE ORGANICS CONTINUING CALIBRATION RETENTION TIME SUMMARY

Lab Name: TestAmerica North Canton Job No.: 240-1564-1

SDG No.:

Lab Sample ID: ICV 240-2245/9 Calibration Date: 05/20/2011 12:38

Instrument ID: A2HP14R Calib Start Date: 05/20/2011 10:36

GC Column: RTX-5 ID: 0.53(mm) Calib End Date: 05/20/2011 12:14

Lab File ID: P14R0000009.D

Analyte	RT	RT WINDOW	
		TO	FROM
Diesel	7.98	3.44	12.52

FORM VII
DIESEL RANGE ORGANICS CONTINUING CALIBRATION DATA

Lab Name: TestAmerica North Canton Job No.: 240-1564-1

SDG No.:

Lab Sample ID: CCVRT 240-7126/9 Calibration Date: 07/05/2011 13:49

Instrument ID: A2HP14R Calib Start Date: 05/20/2011 10:36

GC Column: RTX-5 ID: 0.53(mm) Calib End Date: 05/20/2011 12:14

Lab File ID: P14R0000013.D Conc. Units: ng/uL

ANALYTE	CURVE TYPE	AVE CF	CF	MIN CF	CALC AMOUNT	SPIKE AMOUNT	%D	MAX %D
Diesel	Lin		424998		601	500	20.2*	15.0
n-Nonane	Ave	397578	457789		57.6	50.0	15.1*	15.0

FORM VII
DIESEL RANGE ORGANICS CONTINUING CALIBRATION RETENTION TIME SUMMARY

Lab Name: TestAmerica North Canton Job No.: 240-1564-1

SDG No.:

Lab Sample ID: CCVRT 240-7126/9 Calibration Date: 07/05/2011 13:49

Instrument ID: A2HP14R Calib Start Date: 05/20/2011 10:36

GC Column: RTX-5 ID: 0.53(mm) Calib End Date: 05/20/2011 12:14

Lab File ID: P14R0000013.D

Analyte	RT	RT WINDOW	
		TO	FROM
Diesel	7.95	3.40	12.49
n-Nonane	1.63	1.59	1.69

FORM VII
DIESEL RANGE ORGANICS CONTINUING CALIBRATION DATA

Lab Name: TestAmerica North Canton Job No.: 240-1564-1

SDG No.:

Lab Sample ID: CCV 240-7126/16 Calibration Date: 07/05/2011 16:39

Instrument ID: A2HP14R Calib Start Date: 05/20/2011 10:36

GC Column: RTX-5 ID: 0.53(mm) Calib End Date: 05/20/2011 12:14

Lab File ID: P14R0000020.D Conc. Units: ng/uL

ANALYTE	CURVE TYPE	AVE CF	CF	MIN CF	CALC AMOUNT	SPIKE AMOUNT	%D	MAX %D
Diesel	Lin		403685		566	500	13.1	15.0
n-Nonane	Ave	397578	442558		55.7	50.0	11.3	15.0

FORM VII

DIESEL RANGE ORGANICS CONTINUING CALIBRATION RETENTION TIME SUMMARY

Lab Name: TestAmerica North Canton Job No.: 240-1564-1

SDG No.:

Lab Sample ID: CCV 240-7126/16 Calibration Date: 07/05/2011 16:39

Instrument ID: A2HP14R Calib Start Date: 05/20/2011 10:36

GC Column: RTX-5 ID: 0.53(mm) Calib End Date: 05/20/2011 12:14

Lab File ID: P14R0000020.D

Analyte	RT	RT WINDOW	
		TO	FROM
Diesel	7.95	3.40	12.49
n-Nonane	1.63	1.59	1.69

DIESEL RANGE ORGANICS BATCH WORKSHEET

Lab Name: TestAmerica North Canton Job No.: 240-1564-1

SDG No.:

Batch Number: 6673 Batch Start Date: 06/30/11 11:10 Batch Analyst: Coast, Chris

Batch Method: 3520C Batch End Date: 07/01/11 05:10

Lab Sample ID	Client Sample ID	Method Chain	Basis	InitialAmount	FinalAmount	ReceivedpH	FirstAdjustpH	EXDIESELSPKW 00006	EXTPHSURR 00003
240-1564-L-1	MSA-MW-39S-06281 1	3520C, 8015B	T	1050 mL	5.00 mL	7	2		1 mL
240-1564-L-2	MSA-MW-35S-06281 1	3520C, 8015B	T	1050 mL	5.00 mL	7	2		1 mL
240-1564-K-3	MSA-MW-37S-06281 1	3520C, 8015B	T	1050 mL	5.00 mL	7	2		1 mL
MB 240-6673/4		3520C, 8015B		1000 mL	5.00 mL	7	2		1 mL
LCS 240-6673/5		3520C, 8015B		1000 mL	5.00 mL	7	2	1 mL	1 mL

Batch Notes	
Batch Comment	SS CC
Na2SO4 Lot Number	010350
Prep Solvent Lot #	069398
Sufficient volume for MS/MSD?	032337

Basis	Basis Description
T	Total/NA

DIESEL RANGE ORGANICS BATCH WORKSHEET

Lab Name: TestAmerica North Canton Job No.: 240-1564-1

SDG No.:

Batch Number: 6874 Batch Start Date: 07/01/11 11:30 Batch Analyst: Earle, Steve

Batch Method: 3520C Batch End Date: 07/02/11 05:30

Lab Sample ID	Client Sample ID	Method Chain	Basis	InitialAmount	FinalAmount	ReceivedpH	FirstAdjustpH	EXDIESELSPKW 00006	EXTPHSURR 00003
240-1591-I-2	MSA-MW30I-062911	3520C, 8015B	T	1050 mL	5 mL	2			1 mL
240-1591-J-1	MSA-MW38S-062911	3520C, 8015B	T	895 mL	5 mL	2			1 mL
MB 240-6874/5		3520C, 8015B		1000 mL	5 mL	7	2		1 mL
LCS 240-6874/6		3520C, 8015B		1000 mL	5 mL	7	2	1 mL	1 mL

Batch Notes	
Batch Comment	SS CC/LAH
Na2SO4 Lot Number	010350
Prep Solvent Lot #	069398

Basis	Basis Description
T	Total/NA

Method 8015B - GRO

Gasoline Range Organics (GC) by Method 8015B

FORM II
GASOLINE RANGE ORGANICS SURROGATE RECOVERY

Lab Name: TestAmerica North Canton Job No.: 240-1564-1

SDG No.:

Matrix: Water Level: Low

GC Column (1): RTX-VRX ID: 0.45 (mm)

Client Sample ID	Lab Sample ID	TFT1	#
MSA-MW-39S-062811	240-1564-1	105	
MSA-MW-35S-062811	240-1564-2	106	
MSA-MW-37S-062811	240-1564-3	100	
MSA-MW38S-062911	240-1591-1	104	
MSA-MW30I-062911	240-1591-2	71	
	MB 240-7018/11	104	
	MB 240-7464/6	93	
	LCS 240-7018/12	115	
	LCS 240-7464/7	99	
MSA-MW30I-062911 MS	240-1591-2 MS	90	
	240-1413-K-1 MS	117	
MSA-MW30I-062911 MSD	240-1591-2 MSD	84	
	240-1413-K-1 MSD	117	

	QC LIMITS
TFT = Trifluorotoluene (Surr)	10-150

Column to be used to flag recovery values

FORM II 8015B

FORM III
GASOLINE RANGE ORGANICS LAB CONTROL SAMPLE RECOVERY

Lab Name: TestAmerica North Canton Job No.: 240-1564-1

SDG No.:

Matrix: Water Level: Low Lab File ID: YF070312.D

Lab ID: LCS 240-7018/12 Client ID:

COMPOUND	SPIKE ADDED (ug/L)	LCS CONCENTRATION (ug/L)	LCS % REC	QC LIMITS REC	#
Total Petroleum Hydrocarbons (C6-C10)	800	948	118	72-140	

Column to be used to flag recovery and RPD values

FORM III 8015B

FORM III
GASOLINE RANGE ORGANICS LAB CONTROL SAMPLE RECOVERY

Lab Name: TestAmerica North Canton Job No.: 240-1564-1

SDG No.:

Matrix: Water Level: Low Lab File ID: YF070707.D

Lab ID: LCS 240-7464/7 Client ID:

COMPOUND	SPIKE ADDED (ug/L)	LCS CONCENTRATION (ug/L)	LCS % REC	QC LIMITS REC	#
Total Petroleum Hydrocarbons (C6-C10)	800	822	103	72-140	

Column to be used to flag recovery and RPD values

FORM III 8015B

FORM III
GASOLINE RANGE ORGANICS MATRIX SPIKE RECOVERY

Lab Name: TestAmerica North Canton Job No.: 240-1564-1

SDG No.:

Matrix: Water Level: Low Lab File ID: YF070710.D

Lab ID: 240-1591-2 MS Client ID: MSA-MW30I-062911 MS

COMPOUND	SPIKE ADDED (ug/L)	SAMPLE CONCENTRATION (ug/L)	MS CONCENTRATION (ug/L)	MS % REC	QC LIMITS REC	#
Total Petroleum Hydrocarbons (C6-C10)	800	200	1010	101	63-143	

Column to be used to flag recovery and RPD values

FORM III 8015B

FORM III
GASOLINE RANGE ORGANICS MATRIX SPIKE RECOVERY

Lab Name: TestAmerica North Canton Job No.: 240-1564-1

SDG No.:

Matrix: Water Level: Low Lab File ID: YF070315.D

Lab ID: 240-1413-K-1 MS Client ID:

COMPOUND	SPIKE ADDED (ug/L)	SAMPLE CONCENTRATION (ug/L)	MS CONCENTRATION (ug/L)	MS % REC	QC LIMITS REC	#
Total Petroleum Hydrocarbons (C6-C10)	800	51 J	891	105	63-143	

Column to be used to flag recovery and RPD values

FORM III 8015B

FORM III
GASOLINE RANGE ORGANICS MATRIX SPIKE DUPLICATE RECOVERY

Lab Name: TestAmerica North Canton Job No.: 240-1564-1

SDG No.:

Matrix: Water Level: Low Lab File ID: YF070711.D

Lab ID: 240-1591-2 MSD Client ID: MSA-MW30I-062911 MSD

COMPOUND	SPIKE ADDED (ug/L)	MSD CONCENTRATION (ug/L)	MSD % REC	% RPD	QC LIMITS RPD	QC LIMITS REC	#
Total Petroleum Hydrocarbons (C6-C10)	800	936	93	7	20	63-143	

Column to be used to flag recovery and RPD values

FORM III 8015B

FORM III
GASOLINE RANGE ORGANICS MATRIX SPIKE DUPLICATE RECOVERY

Lab Name: TestAmerica North Canton Job No.: 240-1564-1

SDG No.:

Matrix: Water Level: Low Lab File ID: YF070316.D

Lab ID: 240-1413-K-1 MSD Client ID:

COMPOUND	SPIKE ADDED (ug/L)	MSD CONCENTRATION (ug/L)	MSD % REC	% RPD	QC LIMITS RPD	QC LIMITS REC	#
Total Petroleum Hydrocarbons (C6-C10)	800	916	108	3	20	63-143	

Column to be used to flag recovery and RPD values

FORM III 8015B

FORM IV
GASOLINE RANGE ORGANICS METHOD BLANK SUMMARY

Lab Name: TestAmerica North Canton Job No.: 240-1564-1

SDG No.:

Lab Sample ID: MB 240-7018/11

Matrix: Water Date Extracted: 07/03/2011 21:43

Lab File ID:(1) YF070311.D Lab File ID:(2)

Date Analyzed:(1) 07/03/2011 21:43 Date Analyzed:(2)

Instrument ID:(1) YPID Instrument ID:(2)

GC Column:(1) RTX-VRX ID: 0.45(mm) GC Column:(2) ID:

THIS METHOD BLANK APPLIES TO THE FOLLOWING SAMPLES:

CLIENT SAMPLE ID	LAB SAMPLE ID	DATE ANALYZED 1	DATE ANALYZED 2
	LCS 240-7018/12	07/03/2011 22:22	
	240-1413-K-1 MS	07/04/2011 00:18	
	240-1413-K-1 MSD	07/04/2011 00:57	
MSA-MW-39S-062811	240-1564-1	07/04/2011 04:50	
MSA-MW-35S-062811	240-1564-2	07/04/2011 06:06	
MSA-MW-37S-062811	240-1564-3	07/04/2011 06:45	
MSA-MW38S-062911	240-1591-1	07/04/2011 07:23	

FORM I
GASOLINE RANGE ORGANICS ANALYSIS DATA SHEET

Lab Name: TestAmerica North Canton Job No.: 240-1564-1

SDG No.:

Client Sample ID: Lab Sample ID: MB 240-7018/11

Matrix: Water Lab File ID: YF070311.D

Analysis Method: 8015B Date Collected:

Sample wt/vol: 5(mL) Date Analyzed: 07/03/2011 21:43

Soil Aliquot Vol: Dilution Factor: 1

Soil Extract Vol.: GC Column: RTX-VRX ID: 0.45(mm)

% Moisture: Level: (low/med) Low

Analysis Batch No.: 7018 Units: ug/L

CAS NO.	COMPOUND NAME	RESULT	Q	RL	MDL
8006-61-9	Total Petroleum Hydrocarbons (C6-C10)	33.6	J	100	25

CAS NO.	SURROGATE	%REC	Q	LIMITS
98-08-8	Trifluorotoluene (Surr)	104		10-150

FORM IV
GASOLINE RANGE ORGANICS METHOD BLANK SUMMARY

Lab Name: TestAmerica North Canton Job No.: 240-1564-1

SDG No.:

Lab Sample ID: MB 240-7464/6

Matrix: Water Date Extracted: 07/07/2011 16:55

Lab File ID:(1) YF070706.D Lab File ID:(2)

Date Analyzed:(1) 07/07/2011 16:55 Date Analyzed:(2)

Instrument ID:(1) YPID Instrument ID:(2)

GC Column:(1) RTX-VRX ID: 0.45(mm) GC Column:(2) ID:

THIS METHOD BLANK APPLIES TO THE FOLLOWING SAMPLES:

CLIENT SAMPLE ID	LAB SAMPLE ID	DATE ANALYZED 1	DATE ANALYZED 2
	LCS 240-7464/7	07/07/2011 17:35	
MSA-MW30I-062911	240-1591-2	07/07/2011 18:55	
MSA-MW30I-062911 MS	240-1591-2 MS	07/07/2011 19:35	
MSA-MW30I-062911 MSD	240-1591-2 MSD	07/07/2011 20:15	

FORM I
GASOLINE RANGE ORGANICS ANALYSIS DATA SHEET

Lab Name: TestAmerica North Canton Job No.: 240-1564-1

SDG No.:

Client Sample ID: Lab Sample ID: MB 240-7464/6

Matrix: Water Lab File ID: YF070706.D

Analysis Method: 8015B Date Collected:

Sample wt/vol: 5(mL) Date Analyzed: 07/07/2011 16:55

Soil Aliquot Vol: Dilution Factor: 1

Soil Extract Vol.: GC Column: RTX-VRX ID: 0.45(mm)

% Moisture: Level: (low/med) Low

Analysis Batch No.: 7464 Units: ug/L

CAS NO.	COMPOUND NAME	RESULT	Q	RL	MDL
8006-61-9	Total Petroleum Hydrocarbons (C6-C10)	30.1	J	100	25

CAS NO.	SURROGATE	%REC	Q	LIMITS
98-08-8	Trifluorotoluene (Surr)	93		10-150

FORM VIII
GASOLINE RANGE ORGANICS ANALYTICAL SEQUENCE

Lab Name: TestAmerica North Canton Job No.: 240-1564-1

SDG No.:

Sample No.: CCVRT 240-7018/10 Date Analyzed: 07/03/2011 21:04

Instrument ID: YPID GC Column: RTX-VRX ID: 0.45(mm)

Lab File ID (Standard): YF070310.D Heated Purge: (Y/N) N

Calibration ID: 1594

THE ANALYTICAL SEQUENCE OF BLANKS, SAMPLES, STANDARDS, MS/MSDs AND LCSs IS GIVEN BELOW:

				TFT RT #
CONTINUING CALIBRATION SURROGATE				9.25
UPPER LIMIT				9.35
LOWER LIMIT				9.15
LAB SAMPLE ID	CLIENT SAMPLE ID	DATE ANALYZED	LAB FILE ID	
CCVRT 240-7018/10		07/03/2011 21:04	YF070310.D	9.25
MB 240-7018/11		07/03/2011 21:43	YF070311.D	9.26
LCS 240-7018/12		07/03/2011 22:22	YF070312.D	9.25
240-1413-K-1 MS		07/04/2011 00:18	YF070315.D	9.25
240-1413-K-1 MSD		07/04/2011 00:57	YF070316.D	9.25
240-1564-1	MSA-MW-39S-062811	07/04/2011 04:50	YF070322.D	9.26
CCV 240-7018/23		07/04/2011 05:28	YF070323.D	9.25
240-1564-2	MSA-MW-35S-062811	07/04/2011 06:06	YF070324.D	9.26
240-1564-3	MSA-MW-37S-062811	07/04/2011 06:45	YF070325.D	9.26
240-1591-1	MSA-MW38S-062911	07/04/2011 07:23	YF070326.D	9.26
CCV 240-7018/28		07/04/2011 08:40	YF070328.D	9.25

TFT = Trifluorotoluene (Surr)

TFT RT Limit = ± 0.1 minutes of surrogate RT

Column used to flag values outside QC limits

FORM VIII 8015B

FORM VIII
GASOLINE RANGE ORGANICS ANALYTICAL SEQUENCE

Lab Name: TestAmerica North Canton Job No.: 240-1564-1

SDG No.:

Sample No.: CCV 240-7464/5 Date Analyzed: 07/07/2011 16:14

Instrument ID: YPID GC Column: RTX-VRX ID: 0.45(mm)

Lab File ID (Standard): YF070705.D Heated Purge: (Y/N) N

Calibration ID: 1594

THE ANALYTICAL SEQUENCE OF BLANKS, SAMPLES, STANDARDS, MS/MSDs AND LCSs IS GIVEN BELOW:

				TFT RT #
CONTINUING CALIBRATION SURROGATE				9.25
UPPER LIMIT				9.35
LOWER LIMIT				9.15
LAB SAMPLE ID	CLIENT SAMPLE ID	DATE ANALYZED	LAB FILE ID	
CCV 240-7464/5 CCVRT		07/07/2011 16:14	YF070705.D	9.25
MB 240-7464/6		07/07/2011 16:55	YF070706.D	9.25
LCS 240-7464/7		07/07/2011 17:35	YF070707.D	9.25
240-1591-2	MSA-MW30I-062911	07/07/2011 18:55	YF070709.D	9.25
240-1591-2 MS	MSA-MW30I-062911 MS	07/07/2011 19:35	YF070710.D	9.25
240-1591-2 MSD	MSA-MW30I-062911 MSD	07/07/2011 20:15	YF070711.D	9.25
CCV 240-7464/13		07/07/2011 21:32	YF070713.D	9.25

TFT = Trifluorotoluene (Surr)

TFT RT Limit = ± 0.1 minutes of surrogate RT

Column used to flag values outside QC limits

FORM VIII 8015B

FORM VI
GASOLINE RANGE ORGANICS INITIAL CALIBRATION DATA
EXTERNAL STANDARD RETENTION TIME SUMMARY

Lab Name: TestAmerica North Canton Job No.: 240-1564-1 Analy Batch No.: 5655

SDG No.:

Instrument ID: YPID GC Column: RTX-VRX ID: 0.45(mm) Heated Purge: (Y/N) N

Calibration Start Date: 06/22/2011 14:07 Calibration End Date: 06/22/2011 17:30 Calibration ID: 1594

Calibration Files:

LEVEL:	LAB SAMPLE ID:	LAB FILE ID:
Level 1	STD1 240-5655/4	YF062204.D
Level 2	STD2 240-5655/5	YF062205.D
Level 3	STD3 240-5655/6	YF062206.D
Level 4	STD4 240-5655/7	YF062207.D
Level 5	STD5 240-5655/8	YF062208.D
Level 6	STD6 240-5655/9	YF062209.D

ANALYTE	LVL 1	LVL 2	LVL 3	LVL 4	LVL 5	LVL 6	RT WINDOW	AVG RT
Total Petroleum Hydrocarbons (C6-C10)	11.358	11.358	11.358	11.358	11.358	11.358	4.298 - 18.418	11.358
C6-C12	13.046	13.046	13.046	13.046	13.046	13.046	4.398 - 21.695	13.046
Trifluorotoluene (Surr)	9.254	9.254	9.250	9.249	9.245	9.236	8.998 - 9.498	9.248

FORM VI
GASOLINE RANGE ORGANICS INITIAL CALIBRATION DATA
EXTERNAL STANDARD CURVE EVALUTION

Lab Name: TestAmerica North Canton Job No.: 240-1564-1 Analy Batch No.: 5655

SDG No.:

Instrument ID: YPID GC Column: RTX-VRX ID: 0.45(mm) Heated Purge: (Y/N) N

Calibration Start Date: 06/22/2011 14:07 Calibration End Date: 06/22/2011 17:30 Calibration ID: 1594

Calibration Files:

LEVEL:	LAB SAMPLE ID:	LAB FILE ID:
Level 1	STD1 240-5655/4	YF062204.D
Level 2	STD2 240-5655/5	YF062205.D
Level 3	STD3 240-5655/6	YF062206.D
Level 4	STD4 240-5655/7	YF062207.D
Level 5	STD5 240-5655/8	YF062208.D
Level 6	STD6 240-5655/9	YF062209.D

ANALYTE	CF				CURVE TYPE	COEFFICIENT			#	MIN CF	%RSD	#	MAX %RSD	R^2 OR COD	#	MIN R^2 OR COD
	LVL 1 LVL 5	LVL 2 LVL 6	LVL 3	LVL 4		B	M1	M2								
Total Petroleum Hydrocarbons (C6-C10)	302470 208450	252295 210278	214454	228347	Ave		236048.859				15.0		20.0			
C6-C12	346250 223395	277091 226126	233001	247805	Ave		258944.938				18.0		20.0			
Trifluorotoluene (Surr)	211649 226938	171207 226738	185123	251863	Ave		212253.083				14.0		20.0			

Note: The ml coefficient is the same as Ave CF for an Ave curve type.

FORM VI
GASOLINE RANGE ORGANICS INITIAL CALIBRATION DATA
EXTERNAL STANDARD RESPONSE AND CONCENTRATION

Lab Name: TestAmerica North Canton Job No.: 240-1564-1 Analy Batch No.: 5655

SDG No.:

Instrument ID: YPID GC Column: RTX-VRX ID: 0.45(mm) Heated Purge: (Y/N) N

Calibration Start Date: 06/22/2011 14:07 Calibration End Date: 06/22/2011 17:30 Calibration ID: 1594

Calibration Files:

LEVEL:	LAB SAMPLE ID:	LAB FILE ID:
Level 1	STD1 240-5655/4	YF062204.D
Level 2	STD2 240-5655/5	YF062205.D
Level 3	STD3 240-5655/6	YF062206.D
Level 4	STD4 240-5655/7	YF062207.D
Level 5	STD5 240-5655/8	YF062208.D
Level 6	STD6 240-5655/9	YF062209.D

ANALYTE	CURVE TYPE	RESPONSE					CONCENTRATION (UG/L)				
		LVL 1 LVL 6	LVL 2	LVL 3	LVL 4	LVL 5	LVL 1 LVL 6	LVL 2	LVL 3	LVL 4	LVL 5
Total Petroleum Hydrocarbons (C6-C10)	Ave	30246977 336444814	50458917	85781526	182677975	250139408	100 1600	200	400	800	1200
C6-C12	Ave	34625048 361802314	55418197	93200583	198243846	268074543	100 1600	200	400	800	1200
Trifluorotoluene (Surr)	Ave	2116493 2267380	1712071	1851228	2518632	2269381	10.0 10.0	10.0	10.0	10.0	10.0

Curve Type Legend:
Ave = Average

FORM VII
GASOLINE RANGE ORGANICS CONTINUING CALIBRATION DATA

Lab Name: TestAmerica North Canton Job No.: 240-1564-1

SDG No.:

Lab Sample ID: ICV 240-5655/10 Calibration Date: 06/22/2011 18:11

Instrument ID: YPID Calib Start Date: 06/22/2011 14:07

GC Column: RTX-VRX ID: 0.45(mm) Calib End Date: 06/22/2011 17:30

Lab File ID: YF062210.D Conc. Units: ug/L Heated Purge: (Y/N) N

ANALYTE	CURVE TYPE	AVE CF	CF	MIN CF	CALC AMOUNT	SPIKE AMOUNT	%D	MAX %D
Total Petroleum Hydrocarbons (C6-C10)	Ave	236049	221204		750	800	-6.3	20.0
C6-C12	Ave	258945	242972		751	800	-6.2	20.0
Trifluorotoluene (Surr)	Ave	212253	193830		9.13	10.0	-8.7	20.0

FORM VII
GASOLINE RANGE ORGANICS CONTINUING CALIBRATION RETENTION TIME SUMMARY

Lab Name: TestAmerica North Canton Job No.: 240-1564-1

SDG No.:

Lab Sample ID: ICV 240-5655/10 Calibration Date: 06/22/2011 18:11

Instrument ID: YPID Calib Start Date: 06/22/2011 14:07

GC Column: RTX-VRX ID: 0.45(mm) Calib End Date: 06/22/2011 17:30

Lab File ID: YF062210.D Heated Purge: (Y/N) N

Analyte	RT	RT WINDOW	
		TO	FROM
Total Petroleum Hydrocarbons (C6-C10)	11.36	4.30	18.42
C6-C12	13.05	4.40	21.70
Trifluorotoluene (Surr)	9.25	9.00	9.50

FORM VII
GASOLINE RANGE ORGANICS CONTINUING CALIBRATION DATA

Lab Name: TestAmerica North Canton Job No.: 240-1564-1

SDG No.:

Lab Sample ID: CCVRT 240-7018/10 Calibration Date: 07/03/2011 21:04

Instrument ID: YPID Calib Start Date: 06/22/2011 14:07

GC Column: RTX-VRX ID: 0.45(mm) Calib End Date: 06/22/2011 17:30

Lab File ID: YF070310.D Conc. Units: ug/L Heated Purge: (Y/N) N

ANALYTE	CURVE TYPE	AVE CF	CF	MIN CF	CALC AMOUNT	SPIKE AMOUNT	%D	MAX %D
Total Petroleum Hydrocarbons (C6-C10)	Ave	236049	264119		895	800	11.9	15.0
C6-C12	Ave	258945	283692		877	800	9.6	15.0
Trifluorotoluene (Surr)	Ave	212253	257085		12.1	10.0	21.1*	15.0

FORM VII
GASOLINE RANGE ORGANICS CONTINUING CALIBRATION RETENTION TIME SUMMARY

Lab Name: TestAmerica North Canton Job No.: 240-1564-1

SDG No.:

Lab Sample ID: CCVRT 240-7018/10 Calibration Date: 07/03/2011 21:04

Instrument ID: YPID Calib Start Date: 06/22/2011 14:07

GC Column: RTX-VRX ID: 0.45(mm) Calib End Date: 06/22/2011 17:30

Lab File ID: YF070310.D Heated Purge: (Y/N) N

Analyte	RT	RT WINDOW	
		TO	FROM
Total Petroleum Hydrocarbons (C6-C10)	11.37	4.29	18.44
C6-C12	13.02	4.39	21.65
Trifluorotoluene (Surr)	9.25	9.00	9.50

FORM VII
GASOLINE RANGE ORGANICS CONTINUING CALIBRATION DATA

Lab Name: TestAmerica North Canton Job No.: 240-1564-1

SDG No.:

Lab Sample ID: CCV 240-7018/23 Calibration Date: 07/04/2011 05:28

Instrument ID: YPID Calib Start Date: 06/22/2011 14:07

GC Column: RTX-VRX ID: 0.45(mm) Calib End Date: 06/22/2011 17:30

Lab File ID: YF070323.D Conc. Units: ug/L Heated Purge: (Y/N) N

ANALYTE	CURVE TYPE	AVE CF	CF	MIN CF	CALC AMOUNT	SPIKE AMOUNT	%D	MAX %D
Total Petroleum Hydrocarbons (C6-C10)	Ave	236049	271640		921	800	15.1*	15.0
C6-C12	Ave	258945	291406		900	800	12.5	15.0
Trifluorotoluene (Surr)	Ave	212253	267904		12.6	10.0	26.2*	15.0

FORM VII
GASOLINE RANGE ORGANICS CONTINUING CALIBRATION RETENTION TIME SUMMARY

Lab Name: TestAmerica North Canton Job No.: 240-1564-1

SDG No.:

Lab Sample ID: CCV 240-7018/23 Calibration Date: 07/04/2011 05:28

Instrument ID: YPID Calib Start Date: 06/22/2011 14:07

GC Column: RTX-VRX ID: 0.45(mm) Calib End Date: 06/22/2011 17:30

Lab File ID: YF070323.D Heated Purge: (Y/N) N

Analyte	RT	RT WINDOW	
		TO	FROM
Total Petroleum Hydrocarbons (C6-C10)	11.37	4.29	18.44
C6-C12	13.02	4.39	21.65
Trifluorotoluene (Surr)	9.25	9.00	9.50

FORM VII
GASOLINE RANGE ORGANICS CONTINUING CALIBRATION DATA

Lab Name: TestAmerica North Canton Job No.: 240-1564-1

SDG No.:

Lab Sample ID: CCV 240-7018/28 Calibration Date: 07/04/2011 08:40

Instrument ID: YPID Calib Start Date: 06/22/2011 14:07

GC Column: RTX-VRX ID: 0.45(mm) Calib End Date: 06/22/2011 17:30

Lab File ID: YF070328.D Conc. Units: ug/L Heated Purge: (Y/N) N

ANALYTE	CURVE TYPE	AVE CF	CF	MIN CF	CALC AMOUNT	SPIKE AMOUNT	%D	MAX %D
Total Petroleum Hydrocarbons (C6-C10)	Ave	236049	262756		891	800	11.3	15.0
C6-C12	Ave	258945	280280		866	800	8.2	15.0
Trifluorotoluene (Surr)	Ave	212253	247203		11.6	10.0	16.5*	15.0

FORM VII
GASOLINE RANGE ORGANICS CONTINUING CALIBRATION RETENTION TIME SUMMARY

Lab Name: TestAmerica North Canton Job No.: 240-1564-1

SDG No.:

Lab Sample ID: CCV 240-7018/28 Calibration Date: 07/04/2011 08:40

Instrument ID: YPID Calib Start Date: 06/22/2011 14:07

GC Column: RTX-VRX ID: 0.45(mm) Calib End Date: 06/22/2011 17:30

Lab File ID: YF070328.D Heated Purge: (Y/N) N

Analyte	RT	RT WINDOW	
		TO	FROM
Total Petroleum Hydrocarbons (C6-C10)	11.37	4.29	18.44
C6-C12	13.02	4.39	21.65
Trifluorotoluene (Surr)	9.25	9.00	9.50

FORM VII
GASOLINE RANGE ORGANICS CONTINUING CALIBRATION DATA

Lab Name: TestAmerica North Canton Job No.: 240-1564-1

SDG No.:

Lab Sample ID: CCV 240-7464/5 Calibration Date: 07/07/2011 16:14

Instrument ID: YPID Calib Start Date: 06/22/2011 14:07

GC Column: RTX-VRX ID: 0.45(mm) Calib End Date: 06/22/2011 17:30

Lab File ID: YF070705.D Conc. Units: ug/L Heated Purge: (Y/N) N

ANALYTE	CURVE TYPE	AVE CF	CF	MIN CF	CALC AMOUNT	SPIKE AMOUNT	%D	MAX %D
Total Petroleum Hydrocarbons (C6-C10)	Ave	236049	245779		833	800	4.1	15.0
C6-C12	Ave	258945	264951		819	800	2.3	15.0
Trifluorotoluene (Surr)	Ave	212253	218678		10.3	10.0	3.0	15.0

FORM VII

GASOLINE RANGE ORGANICS CONTINUING CALIBRATION RETENTION TIME SUMMARY

Lab Name: TestAmerica North Canton Job No.: 240-1564-1

SDG No.:

Lab Sample ID: CCV 240-7464/5 Calibration Date: 07/07/2011 16:14

Instrument ID: YPID Calib Start Date: 06/22/2011 14:07

GC Column: RTX-VRX ID: 0.45(mm) Calib End Date: 06/22/2011 17:30

Lab File ID: YF070705.D Heated Purge: (Y/N) N

Analyte	RT	RT WINDOW	
		TO	FROM
Total Petroleum Hydrocarbons (C6-C10)	11.35	4.29	18.41
C6-C12	13.04	4.39	21.68
Trifluorotoluene (Surr)	9.25	9.00	9.50

FORM VII
GASOLINE RANGE ORGANICS CONTINUING CALIBRATION DATA

Lab Name: TestAmerica North Canton Job No.: 240-1564-1

SDG No.:

Lab Sample ID: CCV 240-7464/13 Calibration Date: 07/07/2011 21:32

Instrument ID: YPID Calib Start Date: 06/22/2011 14:07

GC Column: RTX-VRX ID: 0.45(mm) Calib End Date: 06/22/2011 17:30

Lab File ID: YF070713.D Conc. Units: ug/L Heated Purge: (Y/N) N

ANALYTE	CURVE TYPE	AVE CF	CF	MIN CF	CALC AMOUNT	SPIKE AMOUNT	%D	MAX %D
Total Petroleum Hydrocarbons (C6-C10)	Ave	236049	223453		757	800	-5.3	15.0
C6-C12	Ave	258945	240829		744	800	-7.0	15.0
Trifluorotoluene (Surr)	Ave	212253	218819		10.3	10.0	3.1	15.0

FORM VII
GASOLINE RANGE ORGANICS CONTINUING CALIBRATION RETENTION TIME SUMMARY

Lab Name: TestAmerica North Canton Job No.: 240-1564-1

SDG No.:

Lab Sample ID: CCV 240-7464/13 Calibration Date: 07/07/2011 21:32

Instrument ID: YPID Calib Start Date: 06/22/2011 14:07

GC Column: RTX-VRX ID: 0.45(mm) Calib End Date: 06/22/2011 17:30

Lab File ID: YF070713.D Heated Purge: (Y/N) N

Analyte	RT	RT WINDOW	
		TO	FROM
Total Petroleum Hydrocarbons (C6-C10)	11.35	4.29	18.41
C6-C12	13.04	4.39	21.68
Trifluorotoluene (Surr)	9.25	9.00	9.50

FORM I
GASOLINE RANGE ORGANICS ANALYSIS DATA SHEET

Lab Name: TestAmerica North Canton Job No.: 240-1564-1

SDG No.:

Client Sample ID: Lab Sample ID: LCS 240-7018/12

Matrix: Water Lab File ID: YF070312.D

Analysis Method: 8015B Date Collected:

Sample wt/vol: 5(mL) Date Analyzed: 07/03/2011 22:22

Soil Aliquot Vol: Dilution Factor: 1

Soil Extract Vol.: GC Column: RTX-VRX ID: 0.45(mm)

% Moisture: Level: (low/med) Low

Analysis Batch No.: 7018 Units: ug/L

CAS NO.	COMPOUND NAME	RESULT	Q	RL	MDL
8006-61-9	Total Petroleum Hydrocarbons (C6-C10)	948		100	25

CAS NO.	SURROGATE	%REC	Q	LIMITS
98-08-8	Trifluorotoluene (Surr)	115		10-150

FORM I
GASOLINE RANGE ORGANICS ANALYSIS DATA SHEET

Lab Name: TestAmerica North Canton Job No.: 240-1564-1

SDG No.:

Client Sample ID: Lab Sample ID: LCS 240-7464/7

Matrix: Water Lab File ID: YF070707.D

Analysis Method: 8015B Date Collected:

Sample wt/vol: 5(mL) Date Analyzed: 07/07/2011 17:35

Soil Aliquot Vol: Dilution Factor: 1

Soil Extract Vol.: GC Column: RTX-VRX ID: 0.45(mm)

% Moisture: Level: (low/med) Low

Analysis Batch No.: 7464 Units: ug/L

CAS NO.	COMPOUND NAME	RESULT	Q	RL	MDL
8006-61-9	Total Petroleum Hydrocarbons (C6-C10)	822		100	25

CAS NO.	SURROGATE	%REC	Q	LIMITS
98-08-8	Trifluorotoluene (Surr)	99		10-150

FORM I
GASOLINE RANGE ORGANICS ANALYSIS DATA SHEET

Lab Name: TestAmerica North Canton Job No.: 240-1564-1

SDG No.:

Client Sample ID: MSA-MW30I-062911 MS Lab Sample ID: 240-1591-2 MS

Matrix: Water Lab File ID: YF070710.D

Analysis Method: 8015B Date Collected: 06/29/2011 13:25

Sample wt/vol: 5(mL) Date Analyzed: 07/07/2011 19:35

Soil Aliquot Vol: Dilution Factor: 1

Soil Extract Vol.: GC Column: RTX-VRX ID: 0.45(mm)

% Moisture: Level: (low/med) Low

Analysis Batch No.: 7464 Units: ug/L

CAS NO.	COMPOUND NAME	RESULT	Q	RL	MDL
8006-61-9	Total Petroleum Hydrocarbons (C6-C10)	1010		100	25

CAS NO.	SURROGATE	%REC	Q	LIMITS
98-08-8	Trifluorotoluene (Surr)	90		10-150

FORM I
GASOLINE RANGE ORGANICS ANALYSIS DATA SHEET

Lab Name: TestAmerica North Canton Job No.: 240-1564-1

SDG No.:

Client Sample ID: Lab Sample ID: 240-1413-K-1 MS

Matrix: Water Lab File ID: YF070315.D

Analysis Method: 8015B Date Collected:

Sample wt/vol: 5(mL) Date Analyzed: 07/04/2011 00:18

Soil Aliquot Vol: Dilution Factor: 1

Soil Extract Vol.: GC Column: RTX-VRX ID: 0.45(mm)

% Moisture: Level: (low/med) Low

Analysis Batch No.: 7018 Units: ug/L

CAS NO.	COMPOUND NAME	RESULT	Q	RL	MDL
8006-61-9	Total Petroleum Hydrocarbons (C6-C10)	891		100	25

CAS NO.	SURROGATE	%REC	Q	LIMITS
98-08-8	Trifluorotoluene (Surr)	117		10-150

FORM I
GASOLINE RANGE ORGANICS ANALYSIS DATA SHEET

Lab Name: TestAmerica North Canton | Job No.: 240-1564-1

SDG No.:

Client Sample ID: MSA-MW30I-062911 MSD | Lab Sample ID: 240-1591-2 MSD

Matrix: Water | Lab File ID: YF070711.D

Analysis Method: 8015B | Date Collected: 06/29/2011 13:25

Sample wt/vol: 5(mL) | Date Analyzed: 07/07/2011 20:15

Soil Aliquot Vol: | Dilution Factor: 1

Soil Extract Vol.: | GC Column: RTX-VRX ID: 0.45(mm)

% Moisture: | Level: (low/med) Low

Analysis Batch No.: 7464 | Units: ug/L

CAS NO.	COMPOUND NAME	RESULT	Q	RL	MDL
8006-61-9	Total Petroleum Hydrocarbons (C6-C10)	936		100	25

CAS NO.	SURROGATE	%REC	Q	LIMITS
98-08-8	Trifluorotoluene (Surr)	84		10-150

FORM I
GASOLINE RANGE ORGANICS ANALYSIS DATA SHEET

Lab Name: TestAmerica North Canton | Job No.: 240-1564-1

SDG No.:

Client Sample ID: | Lab Sample ID: 240-1413-K-1 MSD

Matrix: Water | Lab File ID: YF070316.D

Analysis Method: 8015B | Date Collected:

Sample wt/vol: 5(mL) | Date Analyzed: 07/04/2011 00:57

Soil Aliquot Vol: | Dilution Factor: 1

Soil Extract Vol.: | GC Column: RTX-VRX ID: 0.45(mm)

% Moisture: | Level: (low/med) Low

Analysis Batch No.: 7018 | Units: ug/L

CAS NO.	COMPOUND NAME	RESULT	Q	RL	MDL
8006-61-9	Total Petroleum Hydrocarbons (C6-C10)	916		100	25

CAS NO.	SURROGATE	%REC	Q	LIMITS
98-08-8	Trifluorotoluene (Surr)	117		10-150

GASOLINE RANGE ORGANICS ANALYSIS RUN LOG

Lab Name: TestAmerica North Canton Job No.: 240-1564-1

SDG No.:

Instrument ID: YPID Start Date: 06/22/2011 14:07

Analysis Batch Number: 5655 End Date: 06/23/2011 03:32

LAB SAMPLE ID	CLIENT SAMPLE ID	DATE ANALYZED	DILUTION FACTOR	LAB FILE ID	COLUMN ID
STD1 240-5655/4 IC		06/22/2011 14:07	1	YF062204.D	RTX-VRX 0.45(mm)
STD2 240-5655/5 IC		06/22/2011 14:47	1	YF062205.D	RTX-VRX 0.45(mm)
STD3 240-5655/6 IC		06/22/2011 15:27	1	YF062206.D	RTX-VRX 0.45(mm)
STD4 240-5655/7 ICRT		06/22/2011 16:07	1	YF062207.D	RTX-VRX 0.45(mm)
STD5 240-5655/8 IC		06/22/2011 16:48	1	YF062208.D	RTX-VRX 0.45(mm)
STD6 240-5655/9 IC		06/22/2011 17:30	1	YF062209.D	RTX-VRX 0.45(mm)
ICV 240-5655/10		06/22/2011 18:11	1	YF062210.D	RTX-VRX 0.45(mm)
ZZZZZ		06/22/2011 18:52	1		RTX-VRX 0.45(mm)
ZZZZZ		06/22/2011 19:32	1		RTX-VRX 0.45(mm)
ZZZZZ		06/22/2011 20:54	1		RTX-VRX 0.45(mm)
ZZZZZ		06/22/2011 21:34	1		RTX-VRX 0.45(mm)
ZZZZZ		06/22/2011 22:14	1		RTX-VRX 0.45(mm)
ZZZZZ		06/22/2011 22:54	1		RTX-VRX 0.45(mm)
ZZZZZ		06/22/2011 23:34	1		RTX-VRX 0.45(mm)
ZZZZZ		06/23/2011 00:13	1		RTX-VRX 0.45(mm)
ZZZZZ		06/23/2011 00:53	1		RTX-VRX 0.45(mm)
CCV 240-5655/21		06/23/2011 01:33	1		RTX-VRX 0.45(mm)
ZZZZZ		06/23/2011 02:12	1		RTX-VRX 0.45(mm)
ZZZZZ		06/23/2011 02:52	1		RTX-VRX 0.45(mm)
CCV 240-5655/24		06/23/2011 03:32	1		RTX-VRX 0.45(mm)

GASOLINE RANGE ORGANICS ANALYSIS RUN LOG

Lab Name: TestAmerica North Canton Job No.: 240-1564-1

SDG No.:

Instrument ID: YPID Start Date: 07/03/2011 16:25

Analysis Batch Number: 7018 End Date: 07/04/2011 17:08

LAB SAMPLE ID	CLIENT SAMPLE ID	DATE ANALYZED	DILUTION FACTOR	LAB FILE ID	COLUMN ID
ZZZZZ		07/03/2011 16:25	1		RTX-VRX 0.45(mm)
CCVRT 240-7018/10		07/03/2011 21:04	1	YF070310.D	RTX-VRX 0.45(mm)
MB 240-7018/11		07/03/2011 21:43	1	YF070311.D	RTX-VRX 0.45(mm)
LCS 240-7018/12		07/03/2011 22:22	1	YF070312.D	RTX-VRX 0.45(mm)
ZZZZZ		07/03/2011 23:40	1		RTX-VRX 0.45(mm)
240-1413-K-1 MS		07/04/2011 00:18	1	YF070315.D	RTX-VRX 0.45(mm)
240-1413-K-1 MSD		07/04/2011 00:57	1	YF070316.D	RTX-VRX 0.45(mm)
ZZZZZ		07/04/2011 01:36	1		RTX-VRX 0.45(mm)
ZZZZZ		07/04/2011 02:15	1		RTX-VRX 0.45(mm)
ZZZZZ		07/04/2011 02:53	1		RTX-VRX 0.45(mm)
ZZZZZ		07/04/2011 03:32	1		RTX-VRX 0.45(mm)
ZZZZZ		07/04/2011 04:11	1		RTX-VRX 0.45(mm)
240-1564-1	MSA-MW-39S-062811	07/04/2011 04:50	1	YF070322.D	RTX-VRX 0.45(mm)
CCV 240-7018/23		07/04/2011 05:28	1	YF070323.D	RTX-VRX 0.45(mm)
240-1564-2	MSA-MW-35S-062811	07/04/2011 06:06	1	YF070324.D	RTX-VRX 0.45(mm)
240-1564-3	MSA-MW-37S-062811	07/04/2011 06:45	1	YF070325.D	RTX-VRX 0.45(mm)
240-1591-1	MSA-MW38S-062911	07/04/2011 07:23	1	YF070326.D	RTX-VRX 0.45(mm)
ZZZZZ		07/04/2011 08:02	1		RTX-VRX 0.45(mm)
CCV 240-7018/28		07/04/2011 08:40	1	YF070328.D	RTX-VRX 0.45(mm)
ZZZZZ		07/04/2011 09:19	1		RTX-VRX 0.45(mm)
ZZZZZ		07/04/2011 09:59	1		RTX-VRX 0.45(mm)
ZZZZZ		07/04/2011 10:38	1		RTX-VRX 0.45(mm)
ZZZZZ		07/04/2011 11:17	1		RTX-VRX 0.45(mm)
ZZZZZ		07/04/2011 11:56	1		RTX-VRX 0.45(mm)
ZZZZZ		07/04/2011 12:36	1		RTX-VRX 0.45(mm)
ZZZZZ		07/04/2011 13:15	1		RTX-VRX 0.45(mm)
ZZZZZ		07/04/2011 13:54	1		RTX-VRX 0.45(mm)
ZZZZZ		07/04/2011 14:33	1		RTX-VRX 0.45(mm)
ZZZZZ		07/04/2011 15:12	1		RTX-VRX 0.45(mm)
ZZZZZ		07/04/2011 15:51	1		RTX-VRX 0.45(mm)
ZZZZZ		07/04/2011 16:30	1		RTX-VRX 0.45(mm)
CCV 240-7018/41		07/04/2011 17:08	1		RTX-VRX 0.45(mm)

GASOLINE RANGE ORGANICS ANALYSIS RUN LOG

Lab Name: TestAmerica North Canton Job No.: 240-1564-1

SDG No.:

Instrument ID: YPID Start Date: 07/07/2011 14:53

Analysis Batch Number: 7464 End Date: 07/07/2011 21:32

LAB SAMPLE ID	CLIENT SAMPLE ID	DATE ANALYZED	DILUTION FACTOR	LAB FILE ID	COLUMN ID
ZZZZZ		07/07/2011 14:53	1		RTX-VRX 0.45(mm)
CCV 240-7464/5 CCVRT		07/07/2011 16:14	1	YF070705.D	RTX-VRX 0.45(mm)
MB 240-7464/6		07/07/2011 16:55	1	YF070706.D	RTX-VRX 0.45(mm)
LCS 240-7464/7		07/07/2011 17:35	1	YF070707.D	RTX-VRX 0.45(mm)
ZZZZZ		07/07/2011 18:16	1		RTX-VRX 0.45(mm)
240-1591-2	MSA-MW30I-062911	07/07/2011 18:55	1	YF070709.D	RTX-VRX 0.45(mm)
240-1591-2 MS	MSA-MW30I-062911 MS	07/07/2011 19:35	1	YF070710.D	RTX-VRX 0.45(mm)
240-1591-2 MSD	MSA-MW30I-062911 MSD	07/07/2011 20:15	1	YF070711.D	RTX-VRX 0.45(mm)
ZZZZZ		07/07/2011 20:54	1		RTX-VRX 0.45(mm)
CCV 240-7464/13		07/07/2011 21:32	1	YF070713.D	RTX-VRX 0.45(mm)

FORM I
GASOLINE RANGE ORGANICS ANALYSIS DATA SHEET

Lab Name: TestAmerica North Canton
Job No.: 240-1564-1
SDG No.:
Client Sample ID: MSA-MW30I-062911
Lab Sample ID: 240-1591-2
Matrix: Water
Lab File ID: YF070709.D
Analysis Method: 8015B
Date Collected: 06/29/2011 13:25
Sample wt/vol: 5(mL)
Date Analyzed: 07/07/2011 18:55
Soil Aliquot Vol:
Dilution Factor: 1
Soil Extract Vol.:
GC Column: RTX-VRX ID: 0.45(mm)
% Moisture:
Level: (low/med) Low
Analysis Batch No.: 7464
Units: ug/L

CAS NO.	COMPOUND NAME	RESULT	Q	RL	MDL
8006-61-9	Total Petroleum Hydrocarbons (C6-C10)	200	B	100	25

CAS NO.	SURROGATE	%REC	Q	LIMITS
98-08-8	Trifluorotoluene (Surr)	71		10-150

Report Date: 08-Jul-2011 07:58:03 Chrom Revision: 1.2 30-Jun-2011 15:02:28

TestAmerica Laboratories
Target Compound Quantitation Report

Data File:	\\Ncchrom\ChromData\YPID\20110707-1679.b\YF070709.D		
Lims ID:	240-1591-E-2	Client ID:	MSA-MW30I-062911
Inject. Date:	07-Jul-2011 18:55:58	Dil. Factor:	1.0000
Sample Type:	Client		
Sample ID:	240-0001679-009		
Misc. Info.:			
Operator:	004275	Instrument ID:	YPID
Vol. Injected:	1.0000	ALS Bottle#:	1
Lims Batch ID:	7464	Lims Sample ID:	9
Detector 1 :	GC ELC2B		
Detector 2 :	GC FID1A		
Method:	\\Ncchrom\ChromData\YPID\20110707-1679.b\Y80158021.m		
Last Update:	08-Jul-2011 07:57:58	Calib Date:	30-Jun-2011 22:01:07
Quant Method:	Internal/External Standard	Quant By:	Initial Calibration
Last ICal File:	\\Ncchrom\ChromData\YPID\20110630-1537.b\YF063009.D		
Limit Group:	GCV 8015B GRO ICAL		
Integrator:	Falcon		
Process Host:	CORP-CTX-15		

Compound	Det	RT	ADJ RT	DLT RT	Response	On-Col Amt ug/l	Flags
6 2-Methylpentane	2	4.562	4.570	-0.008	112326	0	
12 Methyl tert-butyl ether	1	4.864	4.858	0.006	31646	0	
3 Benzene	1	7.830	7.868	-0.038	11959	0	
* 15 Fluorobenzene	1	7.948	7.942	0.006	4354010	0	
$ 18 a,a,a-Trifluorotoluene (pid)	1	9.253	9.252	0.001	5034840	0	
$ 16 Trifluorotoluene (Surr)	2	9.252	9.255	-0.003	1501822	7.08	
A 5 C6-C10	2	11.349	4.294 - 18.405		46151564	195.5	
8 Toluene	1	11.374	11.355	0.019	12282	0	
A 1 C6-C12	2	13.039	4.394 - 21.684		48823997	188.5	
4 o-Xylene	1	13.502	13.407	0.095	5653	0	
A 11 GRO	2	13.758	4.854 - 22.662		52887685	0	
13 Ethylbenzene	1	14.109	14.097	0.012	8272	0	
2 m-Xylene & p-Xylene	1	15.432	15.308	0.124	6353	0	
7 1,2,4-Trimethylbenzene	1	18.854	18.858	-0.004	15719	0	
10 1,3,5-Trimethylbenzene	1	19.334	19.322	0.012	3467	0	
14 Dodecane	2	21.457	21.457	0.0	30373	0	
9 Naphthalene							

$\frac{46151564}{236048.859} = 195.5$ ✓

RRF from Iccl = 236048.859

Tetra Tech NUS **INTERNAL CORRESPONDENCE**

TO: **D. MURALI** **DATE:** **AUGUST 30, 2011**

FROM: **LEANNE GANSER** **COPIES:** **DV FILE**

SUBJECT: **ORGANIC DATA VALIDATION - VOC/SVOC/TPH (GASOLINE & DIESEL)**
MSA – COMPASS ROSE
SAMPLE DELIVERY GROUP (SDG) – 240-1028-1

SAMPLES: 4/Soil/VOC/

DR-TP-A45-08 DR-TP-A46-06 DR-TP-A47-10 DR-TP-A48-04

Overview

The sample set for Compass Rose, SDG 240-1028-1 consisted of four (4) environmental soil samples analyzed for Target Compound List (TCL) volatile organic compounds (VOCs), semi-volatile organic compounds (SVOCs), polychlorinated biphenyls (PCBs), and total petroleum hydrocarbons (TPHs) gasoline and diesel.

The samples were collected on June 10-11, 2011 and analyzed by Test America Laboratories Inc. All analyses were conducted in accordance with SW-846 Methods 8260B for VOCs, 8270C for SVOCs, 8082 for PCBs, and 8015B for TPH (gasoline and diesel) analytical and reporting protocols.

The data contained in this SDG were validated with regard to the following parameters: data completeness, holding times, GC/MS tuning, initial/continuing calibrations, laboratory method blank results, surrogate spike recoveries, blank spike/blank spike duplicate results, matrix spike/matrix spike duplicate, internal standard recoveries, chromatographic resolution, compound identification, compound quantitation, and detection limits. Areas of concern are listed below.

Major

- The VOC initial and continuing calibration relative response factors (RRFs) for tert-butyl alcohol and vinyl acetate were less than the 0.05 quality control limit on 05/13/2011 for instrument A3UX14 and the continuing calibrations on 05/13/2011 at 13:36 and 6/20/2011 at 21:18. The nondetected tert-butyl alcohol and vinyl acetate results were qualified as rejected (UR) in all samples.

Minor

- The following VOC contaminants were detected in the laboratory method blanks at the following maximum concentrations:

Contaminant	Maximum Concentration (ug/kg)	Action Level (ug/kg)
Acetone	8.83	88.3
Methylene Chloride	7.64	76.4
Naphthalene	0.363	1.82

Five times the maximum contaminant level (10X for common laboratory contaminants) has been used to evaluate sample data for blank contamination. Sample aliquot, percent solids, and dilution factors, if applicable, were taken into consideration when evaluating for blank contamination. Positive results less than the blank action level were qualified as, "B", due to blank contamination

- VOC continuing calibration percent difference (%D) was >50% for chloroethane on 06/20/2011 at 12:18 affecting all samples. All nondetected results were qualified as estimated, "UJ".

- Positive results reported below the quantitation limit but above the method detection limit (MDL) were qualified as estimated, (J).

Notes

The trip blank, sample TB-061011, was not analyzed for VOCs. The sample was logged in as received but could not be located for sample analysis.

The VOC continuing calibration RRFs for chloroethane was less than the 0.05 quality control limit on 05/13/2011 at 13:36. No action was taken as the RRF for chloroethane was compliant in the continuing calibration on 6/20/2011 at 21:18 prior to sample analysis.

VOC continuing calibration percent difference (%D) was >20% (but <50%) for tert-butyl alcohol, vinyl acetate, isopropylbenzene, and 1,2-dibromo-3-chloropropane on 06/20/2011 at 12:18 affecting all samples. No action was taken because all results were nondetects.

VOC continuing calibration percent difference (%D) was >20% (but <50%) for dichlorofluoromethane and methylene chloride on 06/20/2011 at 21:39 affecting all samples. Positive results for methylene chloride were qualified due to blank contamination. No action was taken for nondetected dichlorofluoromethane results.

The VOC Laboratory control sample percent recovery was greater than the quality control limit for chloroethane. No action was taken because all results were nondetects.

Form 1s of the VOC Tentatively Identified Compounds (TICs) identified by the laboratory are included in this SDG in Appendix B. TICs were qualified as presumptively present.

In the SVOC initial calibration on instrument A4HP9 on 07/01/2011, 4,6-dinitro-2-methylphenol, benzaldehyde, 2,4-dinitrophenol, and pentachlorophenol had percent relative standard deviations (%RSDs) greater than the 15% quality control limit but less than 50%. The positive result for benzaldehyde was qualified as estimated, "J". No action was taken for nondetected results.

PCB continuing calibration %D was >15% (but <50%) for PCB-1016 peak 1 on column 1 on 6/28/2011 at 22:17. No action was taken as all results for Aroclor-1016 were nondetects.

Executive Summary

Laboratory Performance: The VOC RRFs for tert-butyl alcohol, vinyl acetate and 2-chloroethyl vinyl ether were less than the quality control limit resulting in the rejection of nondetected results. VOC results were qualified due to method blank contamination. Continuing calibration verification percent differences exceeded quality control limits in the VOC fraction.

Other Factors Affecting Data Quality: Positive results reported below the quantitation limit but above the method detection limit were qualified as estimated, (J).

The data for these analyses were reviewed with reference to Region III modifications to U.S. EPA National Functional Guidelines for Organic Data Validation (Sept. 1994). The text of this report has been formulated to address only those problem areas affecting data quality.

Tetra Tech NUS
Leanne Ganser
Data Validator

Tetra Tech NUS
Joseph A. Samchuck
Quality Assurance Officer

Attachments:
Appendix A – Qualified Analytical Results
Appendix B – Results as Reported by the Laboratory
Appendix C – Support Documentation

Appendix A

Qualified Analytical Results

Data Validation Qualifier Codes:

A = Lab Blank Contamination
B = Field Blank Contamination
C = Calibration Noncompliance (e.g. % RSDs, %Ds, ICVs, CCVs, RRFs, etc.)
C01 = GC/MS Tuning Noncompliance
D = MS/MSD Recovery Noncompliance
E = LCS/LCSD Recovery Noncompliance
F = Lab Duplicate Imprecision
G = Field Duplicate Imprecision
H = Holding Time Exceedance
I = ICP Serial Dilution Noncompliance
J = GFAA PDS-GFAA MSA's r < 0.995 / ICP PDS Recovery Noncompliance
K = ICP Interference - includes ICS % R Noncompliance
L = Instrument Calibration Range Exceedance
M = Sample Preservation Noncompliance
N = Internal Standard Noncompliance
N01 = Internal Standard Recovery Noncompliance Dioxins
N02 = Recovery Standard Noncompliance Dioxins
N03 = Clean-up Standard Noncompliance Dioxins
O = Poor Instrument Performance (e.g. base-line drifting)
P = Uncertainty near detection limit (< 2 x IDL for inorganics and <CRQL for organics)
Q = Other problems (can encompass a number of issues; e.g. chromatography,interferences, etc.)
R = Surrogates Recovery Noncompliance
S = Pesticide/PCB Resolution
T = % Breakdown Noncompliance for DDT and Endrin
U = % Difference between columns/detectors >25% for positive results determined via GC/HPLC
V = Non-linear calibrations; correlation coefficient r < 0.995
W = EMPC result
X = Signal to noise response drop
Y = Percent solids <30%
Z = Uncertainty at 2 sigma deviation is greater than sample activity

PROJ_NO: 03328	NSAMPLE	DR-TP-A45-08			DR-TP-A46-06			DR-TP-A47-10			DR-TP-A48-04		
SDG: 240-1028-1	LAB_ID	240-1028-2			240-1028-3			240-1028-1			240-1028-4		
FRACTION: OV	SAMP_DATE	6/11/2011			6/11/2011			6/11/2011			6/11/2011		
MEDIA: SOIL	QC_TYPE	NM			NM			NM			NM		
	UNITS	UG/KG			UG/KG			UG/KG			UG/KG		
	PCT_SOLIDS	62.6			82.2			64.2			45.9		
	DUP_OF												
PARAMETER		RESULT	VQL	QLCD	RESULT	VQL	QLCD	RESULT	VQL	QLCD	RESULT	VQL	QLCD
1,1,1,2-TETRACHLOROETHANE		1.1	U		0.86	U		0.87	U		1.4	U	
1,1,1-TRICHLOROETHANE		0.96	U		0.78	U		0.79	U		1.3	U	
1,1,2,2-TETRACHLOROETHANE		0.58	U		0.47	U		0.48	U		0.76	U	
1,1,2-TRICHLOROTRIFLUOROETHANE		2.2	U		1.8	U		1.8	U		2.9	U	
1,1-DICHLOROETHANE		0.61	U		0.5	U		0.51	U		0.81	U	
1,1-DICHLOROETHENE		0.89	U		0.72	U		0.73	U		1.2	U	
1,1-DICHLOROPROPENE		0.51	U		0.42	U		0.42	U		0.67	U	
1,2,3-TRICHLOROBENZENE		0.65	U		0.53	U		0.54	U		0.85	U	
1,2,3-TRICHLOROPROPANE		1.5	U		1.2	U		1.3	U		2	U	
1,2,3-TRIMETHYLBENZENE		0.29	U		0.24	U		0.24	U		0.38	U	
1,2,4-TRICHLOROBENZENE		0.46	U		0.37	U		0.38	U		0.61	U	
1,2,4-TRIMETHYLBENZENE		1.1	U		0.9	U		0.92	U		1.5	U	
1,2-DIBROMO-3-CHLOROPROPANE		2.2	U		1.8	U		1.8	U		2.9	U	
1,2-DIBROMOETHANE		0.85	U		0.69	U		0.7	U		1.1	U	
1,2-DICHLOROBENZENE		0.61	U		0.5	U		0.51	U		0.81	U	
1,2-DICHLOROETHANE		0.58	U		0.47	U		0.48	U		0.76	U	
1,2-DICHLOROPROPANE		1.2	U		0.96	U		0.97	U		1.6	U	
1,3-DICHLOROBENZENE		0.6	U		0.48	U		0.49	U		0.79	U	
1,3-DICHLOROPROPANE		0.58	U		0.47	U		0.48	U		0.76	U	
1,4-DICHLOROBENZENE		1.1	U		0.91	U		0.93	U		1.5	U	
2,2-DICHLOROPROPANE		1.6	U		1.3	U		1.3	U		2.1	U	
2-BUTANONE		13	J	P	1.9	U		50			11	J	P
2-CHLOROETHYL VINYL ETHER		2.4	U		1.9	U		2	U		3.1	U	
2-CHLOROTOLUENE		0.68	U		0.55	U		0.56	U		0.9	U	
2-HEXANONE		1.1	U		0.87	U		0.89	U		1.4	U	
4-CHLOROTOLUENE		0.7	U		0.57	U		0.58	U		0.92	U	
4-ISOPROPYLTOLUENE		0.36	U		0.29	U		0.3	U		0.47	U	
4-METHYL-2-PENTANONE		0.92	U		0.75	U		0.76	U		1.2	U	
ACETONE		69	B	A	8.7	U		230			86	B	A
BENZENE		0.39	U		0.32	U		0.32	U		0.52	U	
BROMOBENZENE		0.56	U		0.46	U		0.47	U		0.74	U	
BROMOCHLOROMETHANE		1.2	U		0.98	U		1	U		1.6	U	
BROMODICHLOROMETHANE		0.48	U		0.39	U		0.39	U		0.63	U	
BROMOFORM		0.56	U		0.46	U		0.47	U		0.74	U	
BROMOMETHANE		0.92	U		0.75	U		0.76	U		1.2	U	

PROJ_NO: 03328	NSAMPLE	DR-TP-A45-08			DR-TP-A46-06			DR-TP-A47-10			DR-TP-A48-04		
SDG: 240-1028-1	LAB_ID	240-1028-2			240-1028-3			240-1028-1			240-1028-4		
FRACTION: OV	SAMP_DATE	6/11/2011			6/11/2011			6/11/2011			6/11/2011		
MEDIA: SOIL	QC_TYPE	NM			NM			NM			NM		
	UNITS	UG/KG			UG/KG			UG/KG			UG/KG		
	PCT_SOLIDS	62.6			82.2			64.2			45.9		
	DUP_OF												
PARAMETER		RESULT	VQL	QLCD	RESULT	VQL	QLCD	RESULT	VQL	QLCD	RESULT	VQL	QLCD
CARBON DISULFIDE		2.5	J	P	0.61	U		1.9	J	P	2.2	J	P
CARBON TETRACHLORIDE		0.63	U		0.51	U		0.52	U		0.83	U	
CHLOROBENZENE		0.56	U		0.46	U		0.47	U		0.74	U	
CHLORODIBROMOMETHANE		0.94	U		0.76	U		0.78	U		1.2	U	
CHLOROETHANE		1.5	UJ	C	1.2	UJ	C	1.2	UJ	C	1.9	UJ	C
CHLOROFORM		0.49	U		0.4	U		0.41	U		0.65	U	
CHLOROMETHANE		0.7	U		0.57	U		0.58	U		0.92	U	
CIS-1,2-DICHLOROETHENE		0.61	U		0.5	U		0.51	U		0.81	U	
CIS-1,3-DICHLOROPROPENE		0.58	U		0.47	U		0.48	U		0.76	U	
DIBROMOMETHANE		1.1	U		0.87	U		0.89	U		1.4	U	
DICHLORODIFLUOROMETHANE		0.85	U		0.69	U		0.7	U		1.1	U	
DIISOPROPYL ETHER		2.6	U		2.1	U		2.1	U		3.4	U	
ETHYL TERT-BUTYL ETHER		0.38	U		0.3	U		0.31	U		0.49	U	
ETHYLBENZENE		0.44	U		0.36	U		0.37	U		0.58	U	
HEXACHLOROBUTADIENE		2	U		1.7	U		1.7	U		2.7	U	
ISOPROPYLBENZENE		0.27	U		0.22	U		0.23	U		0.36	U	
M+P-XYLENES		2	U		1.7	U		1.7	U		2.7	U	
METHYL TERT-BUTYL ETHER		0.73	U		0.6	U		0.61	U		0.97	U	
METHYLENE CHLORIDE		5.9	B	A	4.8	B	A	8.9	B	A	20	B	A
NAPHTHALENE		0.32	U		0.26	U		0.32	B	A	0.43	U	
N-BUTYLBENZENE		0.39	U		0.32	U		0.32	U		0.52	U	
N-PROPYLBENZENE		0.68	U		0.55	U		0.56	U		0.9	U	
O-XYLENE		0.6	U		0.48	U		0.49	U		0.79	U	
SEC-BUTYLBENZENE		0.31	U		0.25	U		0.25	U		0.4	U	
STYRENE		0.26	U		0.21	U		0.21	U		0.34	U	
TERT-AMYL METHYL ETHER		0.63	U		0.51	U		0.52	U		0.83	U	
TERT-BUTYLBENZENE		0.49	U		0.4	U		0.41	U		0.65	U	
TERTIARY-BUTYL ALCOHOL		13	UR	C	11	UR	C	11	UR	C	17	UR	C
TETRACHLOROETHENE		0.89	U		0.72	U		0.73	U		1.2	U	
TOLUENE		0.46	U		0.46	J	P	0.38	U		0.69	J	P
TOTAL XYLENES		1.1	U		0.93	U		0.94	U		1.5	U	
TRANS-1,2-DICHLOROETHENE		0.7	U		0.57	U		0.58	U		0.92	U	
TRANS-1,3-DICHLOROPROPENE		0.92	U		0.75	U		0.76	U		1.2	U	
TRICHLOROETHENE		0.72	U		0.58	U		0.59	U		0.94	U	
TRICHLOROFLUOROMETHANE		0.58	U		0.47	U		0.48	U		0.76	U	

PROJ_NO: 03328	NSAMPLE	DR-TP-A45-08			DR-TP-A46-06			DR-TP-A47-10			DR-TP-A48-04		
SDG: 240-1028-1	LAB_ID	240-1028-2			240-1028-3			240-1028-1			240-1028-4		
FRACTION: OV	SAMP_DATE	6/11/2011			6/11/2011			6/11/2011			6/11/2011		
MEDIA: SOIL	QC_TYPE	NM			NM			NM			NM		
	UNITS	UG/KG			UG/KG			UG/KG			UG/KG		
	PCT_SOLIDS	62.6			82.2			64.2			45.9		
	DUP_OF												
PARAMETER		RESULT	VQL	QLCD	RESULT	VQL	QLCD	RESULT	VQL	QLCD	RESULT	VQL	QLCD
VINYL ACETATE		0.43	UR	C	0.35	UR	C	0.35	UR	C	0.56	UR	C
VINYL CHLORIDE		0.67	U		0.54	U		0.55	U		0.88	U	

PROJ_NO: 03328	NSAMPLE	DR-TP-A47-10			DR-TP-A48-04		
SDG: 240-1028-1	LAB_ID	240-1028-1			240-1028-4		
FRACTION: TICOV	SAMP_DATE	6/11/2011			6/11/2011		
MEDIA: SOIL	QC_TYPE	NM			NM		
	UNITS	UG/KG			UG/KG		
	PCT_SOLIDS	64.2			45.9		
	DUP_OF						
PARAMETER		RESULT	VQL	QLCD	RESULT	VQL	QLCD
ETHYL ETHER					1.4	NJ	Z1
METHYL ACETATE		2.7	NJ	Z1	4.1	NJ	Z1

PROJ_NO: 03328	NSAMPLE	DR-TP-A45-08			DR-TP-A46-06			DR-TP-A47-10			DR-TP-A48-04		
SDG: 240-1028-1	LAB_ID	240-1028-2			240-1028-3			240-1028-1			240-1028-4		
FRACTION: OS	SAMP_DATE	6/10/2011			6/10/2011			6/10/2011			6/10/2011		
MEDIA: SOIL	QC_TYPE	NM			NM			NM			NM		
	UNITS	UG/KG			UG/KG			UG/KG			UG/KG		
	PCT_SOLIDS	62.6			82.2			64.2			45.9		
	DUP_OF												
PARAMETER		RESULT	VQL	QLCD	RESULT	VQL	QLCD	RESULT	VQL	QLCD	RESULT	VQL	QLCD
1,1-BIPHENYL		43	U		33	U		42	U		59	U	
1,4-DIOXANE		35	U		27	U		34	U		48	U	
2,2'-OXYBIS(1-CHLOROPROPANE)		15	U		12	U		15	U		21	U	
2,4,5-TRICHLOROPHENOL		40	U		30	U		39	U		54	U	
2,4,6-TRICHLOROPHENOL		130	U		97	U		120	U		170	U	
2,4-DICHLOROPHENOL		32	U		24	U		31	U		43	U	
2,4-DIMETHYLPHENOL		32	U		24	U		31	U		43	U	
2,4-DINITROPHENOL		130	U		97	U		120	U		170	U	
2,4-DINITROTOLUENE		43	U		33	U		42	U		59	U	
2,6-DINITROTOLUENE		34	U		26	U		33	U		46	U	
2-CHLORONAPHTHALENE		5.3	U		4	U		5.1	U		7.2	U	
2-CHLOROPHENOL		43	U		33	U		42	U		59	U	
2-METHYLNAPHTHALENE		5.3	U		4	U		5.1	U		7.2	U	
2-METHYLPHENOL		130	U		97	U		120	U		170	U	
2-NITROANILINE		15	U		11	U		14	U		20	U	
2-NITROPHENOL		43	U		33	U		42	U		59	U	
3&4-METHYLPHENOL		32	U		24	U		31	U		43	U	
3,3'-DICHLOROBENZIDINE		29	U		22	U		28	U		39	U	
3-NITROANILINE		26	U		19	U		25	U		35	U	
4,6-DINITRO-2-METHYLPHENOL		130	U		97	U		120	U		170	U	
4-BROMOPHENYL PHENYL ETHER		21	U		16	U		20	U		28	U	
4-CHLORO-3-METHYLPHENOL		34	U		26	U		33	U		46	U	
4-CHLOROANILINE		27	U		21	U		26	U		37	U	
4-CHLOROPHENYL PHENYL ETHER		21	U		16	U		20	U		28	U	
4-NITROANILINE		42	U		32	U		40	U		56	U	
4-NITROPHENOL		130	U		97	U		120	U		170	U	
ACENAPHTHENE		5.3	U		4	U		5.1	U		7.2	U	
ACENAPHTHYLENE		5.3	U		4	U		5.1	U		7.2	U	
ACETOPHENONE		15	U		11	U		14	U		20	U	
ANTHRACENE		5.3	U		4	U		5.1	U		7.2	U	
ATRAZINE		15	U		11	U		14	U		20	U	
BENZALDEHYDE		28	J	P	15	U		19	U		26	U	
BENZO(A)ANTHRACENE		5.3	U		4	U		5.1	U		7.2	U	
BENZO(A)PYRENE		24			4	U		5.1	U		7.2	U	
BENZO(B)FLUORANTHENE		5.3	U		4	U		5.1	U		7.2	U	

PROJ_NO: 03328	NSAMPLE	DR-TP-A45-08			DR-TP-A46-06			DR-TP-A47-10			DR-TP-A48-04		
SDG: 240-1028-1	LAB_ID	240-1028-2			240-1028-3			240-1028-1			240-1028-4		
FRACTION: OS	SAMP_DATE	6/10/2011			6/10/2011			6/10/2011			6/10/2011		
MEDIA: SOIL	QC_TYPE	NM			NM			NM			NM		
	UNITS	UG/KG			UG/KG			UG/KG			UG/KG		
	PCT_SOLIDS	62.6			82.2			64.2			45.9		
	DUP_OF												
PARAMETER		RESULT	VQL	QLCD	RESULT	VQL	QLCD	RESULT	VQL	QLCD	RESULT	VQL	QLCD
BENZO(G,H,I)PERYLENE		5.3	U		4	U		5.1	U		7.2	U	
BENZO(K)FLUORANTHENE		5.3	U		4	U		5.1	U		7.2	U	
BIS(2-CHLOROETHOXY)METHANE		35	U		27	U		34	U		48	U	
BIS(2-CHLOROETHYL)ETHER		3.2	U		2.4	U		3.1	U		4.3	U	
BIS(2-ETHYLHEXYL)PHTHALATE		30	U		23	U		30	U		50	J	P
BUTYL BENZYL PHTHALATE		16	U		12	U		16	U		22	U	
CAPROLACTAM		59	U		45	U		58	U		80	U	
CARBAZOLE		43	U		33	U		42	U		59	U	
CHRYSENE		1.8	U		1.3	U		1.7	U		2.4	U	
DIBENZO(A,H)ANTHRACENE		5.3	U		4	U		5.1	U		7.2	U	
DIBENZOFURAN		5.3	U		4	U		5.1	U		7.2	U	
DIETHYL PHTHALATE		26	U		19	U		25	U		35	U	
DIMETHYL PHTHALATE		27	U		21	U		26	U		37	U	
DI-N-BUTYL PHTHALATE		24	J	P	18	U		26	J	P	46	J	P
DI-N-OCTYL PHTHALATE		43	U		33	U		42	U		59	U	
FLUORANTHENE		5.3	U		11			5.1	U		15		
FLUORENE		5.3	U		4	U		5.1	U		7.2	U	
HEXACHLOROBENZENE		3.4	U		2.6	U		3.3	U		4.6	U	
HEXACHLOROBUTADIENE		43	U		33	U		42	U		59	U	
HEXACHLOROCYCLOPENTADIENE		43	U		33	U		42	U		59	U	
HEXACHLOROETHANE		14	U		11	U		14	U		20	U	
INDENO(1,2,3-CD)PYRENE		5.3	U		4	U		5.1	U		7.2	U	
ISOPHORONE		21	U		16	U		20	U		28	U	
NAPHTHALENE		5.3	U		4	U		5.1	U		7.2	U	
NITROBENZENE		3.5	U		2.7	U		3.4	U		4.8	U	
N-NITROSODIMETHYLAMINE		26	U		19	U		25	U		35	U	
N-NITROSO-DI-N-PROPYLAMINE		43	U		33	U		42	U		59	U	
N-NITROSODIPHENYLAMINE		34	U		26	U		33	U		46	U	
PENTACHLOROPHENOL		130	U		97	U		120	U		170	U	
PHENANTHRENE		5.3	U		4	U		5.1	U		7.2	U	
PHENOL		43	U		33	U		42	U		59	U	
PYRENE		5.3	U		7.8	J	P	5.1	U		7.2	U	

PROJ_NO: 03328	NSAMPLE	DR-TP-A45-08			DR-TP-A46-06			DR-TP-A47-10			DR-TP-A48-04		
SDG: 240-1028-1	LAB_ID	240-1028-2			240-1028-3			240-1028-1			240-1028-4		
FRACTION: PCB	SAMP_DATE	6/10/2011			6/10/2011			6/10/2011			6/10/2011		
MEDIA: SOIL	QC_TYPE	NM			NM			NM			NM		
	UNITS	UG/KG			UG/KG			UG/KG			UG/KG		
	PCT_SOLIDS	62.6			82.2			64.2			45.9		
	DUP_OF												
PARAMETER		RESULT	VQL	QLCD	RESULT	VQL	QLCD	RESULT	VQL	QLCD	RESULT	VQL	QLCD
AROCLOR-1016		33	U		26	U		33	U		46	U	
AROCLOR-1221		25	U		19	U		25	U		35	U	
AROCLOR-1232		22	U		17	U		22	U		30	U	
AROCLOR-1242		21	U		16	U		20	U		28	U	
AROCLOR-1248		27	U		21	U		27	U		37	U	
AROCLOR-1254		27	U		21	U		27	U		37	U	
AROCLOR-1260		27	U		21	U		27	U		37	U	

PROJ_NO: 03328	NSAMPLE	DR-TP-A45-08						DR-TP-A46-06					
SDG: 240-1028-1	LAB_ID	240-1028-2						240-1028-3					
FRACTION: PET	SAMP_DATE	6/10/2011						6/10/2011					
MEDIA: SOIL	QC_TYPE	NM						NM					
	UNITS	MG/KG			UG/KG			MG/KG			UG/KG		
	PCT_SOLIDS	62.6			62.6			82.2			82.2		
	DUP_OF												
PARAMETER		RESULT	VQL	QLCD	RESULT	VQL	QLCD	RESULT	VQL	QLCD	RESULT	VQL	QLCD
DIESEL RANGE ORGANICS		15	U					11	U				
GASOLINE RANGE ORGANICS					40	U					30	U	

PROJ_NO: 03328	NSAMPLE	DR-TP-A47-10						DR-TP-A48-04					
SDG: 240-1028-1	LAB_ID	240-1028-1						240-1028-4					
FRACTION: PET	SAMP_DATE	6/10/2011						6/10/2011					
MEDIA: SOIL	QC_TYPE	NM						NM					
	UNITS	MG/KG			UG/KG			MG/KG			UG/KG		
	PCT_SOLIDS	64.2			64.2			45.9			45.9		
	DUP_OF												
PARAMETER		RESULT	VQL	QLCD	RESULT	VQL	QLCD	RESULT	VQL	QLCD	RESULT	VQL	QLCD
DIESEL RANGE ORGANICS		14	U					48					
GASOLINE RANGE ORGANICS					39	U					54	U	

Appendix B

Results as Reported by the Laboratory

Client: Tetra Tech NUS Inc

Job Number: 240-1028-1

Client Sample ID: **DR-TP-A45-08**

Lab Sample ID: 240-1028-2
Client Matrix: Solid

% Moisture: 37.4

Date Sampled: 06/10/2011 1140
Date Received: 06/11/2011 0945

8270D Semivolatile Organic Compounds (GC/MS)

Analysis Method:	8270D	Analysis Batch:	240-7456	Instrument ID:	A4HP9
Prep Method:	3540C	Prep Batch:	240-5832	Lab File ID:	1028E2A.D
Dilution:	1.0			Initial Weight/Volume:	29.98 g
Analysis Date:	07/07/2011 0245			Final Weight/Volume:	2.00 mL
Prep Date:	06/23/2011 1025			Injection Volume:	1 uL

Analyte	DryWt Corrected: Y	Result (ug/Kg)	Qualifier	MDL	RL
1,1'-Biphenyl		80	U	43	80
1,4-Dioxane		160	U	35	160
2,4,6-Trichlorophenol		240	U	130	240
2,4,5-Trichlorophenol		240	U	40	240
2,4-Dichlorophenol		240	U	32	240
2,4-Dimethylphenol		240	U	32	240
2,4-Dinitrophenol		530	U	130	530
2,4-Dinitrotoluene		320	U	43	320
2-Chloronaphthalene		80	U	5.3	80
2-Chlorophenol		80	U	43	80
2-Methylnaphthalene		11	U	5.3	11
2-Methylphenol		320	U	130	320
2-Nitroaniline		320	U	15	320
2-Nitrophenol		80	U	43	80
3 & 4 Methylphenol		640	U	32	640
3,3'-Dichlorobenzidine		160	U	29	160
3-Nitroaniline		320	U	26	320
4,6-Dinitro-2-methylphenol		240	U	130	240
4-Bromophenyl phenyl ether		80	U	21	80
4-Chloro-3-methylphenol		240	U	34	240
4-Chloroaniline		240	U	27	240
4-Chlorophenyl phenyl ether		80	U	21	80
4-Nitroaniline		320	U	42	320
Acenaphthene		11	U	5.3	11
Acenaphthylene		11	U	5.3	11
Acetophenone		160	U	15	160
Anthracene		11	U	5.3	11
Atrazine		320	U	15	320
Benzaldehyde		28	J	19	160
Benzo[a]anthracene		11	U	5.3	11
Benzo[a]pyrene		24		5.3	11
Benzo[b]fluoranthene		11	U	5.3	11
Benzo[g,h,i]perylene		11	U	5.3	11
Benzo[k]fluoranthene		11	U	5.3	11
Bis(2-chloroethoxy)methane		160	U	35	160
Bis(2-chloroethyl)ether		160	U	3.2	160
Bis(2-ethylhexyl) phthalate		80	U	30	80
Butyl benzyl phthalate		80	U	16	80
Caprolactam		530	U	59	530
Carbazole		80	U	43	80
Chrysene		11	U	1.8	11
Di-n-butyl phthalate		24	J	24	80
Di-n-octyl phthalate		80	U	43	80
Dibenzo(a,h)anthracene		11	U	5.3	11
Dibenzofuran		80	U	5.3	80
Diethyl phthalate		80	U	26	80

Client: Tetra Tech NUS Inc

Job Number: 240-1028-1

Client Sample ID: **DR-TP-A45-08**

Lab Sample ID: 240-1028-2
Client Matrix: Solid

% Moisture: 37.4

Date Sampled: 06/10/2011 1140
Date Received: 06/11/2011 0945

8270D Semivolatile Organic Compounds (GC/MS)

Analysis Method:	8270D	Analysis Batch:	240-7456	Instrument ID:	A4HP9
Prep Method:	3540C	Prep Batch:	240-5832	Lab File ID:	1028E2A.D
Dilution:	1.0			Initial Weight/Volume:	29.98 g
Analysis Date:	07/07/2011 0245			Final Weight/Volume:	2.00 mL
Prep Date:	06/23/2011 1025			Injection Volume:	1 uL

Analyte	DryWt Corrected: Y	Result (ug/Kg)	Qualifier	MDL	RL
Dimethyl phthalate		80	U	27	80
Fluoranthene		11	U	5.3	11
Fluorene		11	U	5.3	11
Hexachlorobenzene		11	U	3.4	11
Hexachlorobutadiene		80	U	43	80
Hexachlorocyclopentadiene		530	U	43	530
Hexachloroethane		80	U	14	80
Indeno[1,2,3-cd]pyrene		11	U	5.3	11
Isophorone		80	U	21	80
N-Nitrosodi-n-propylamine		80	U	43	80
N-Nitrosodimethylamine		160	U	26	160
N-Nitrosodiphenylamine		80	U	34	80
Naphthalene		11	U	5.3	11
Nitrobenzene		160	U	3.5	160
Pentachlorophenol		240	U	130	240
Phenanthrene		11	U	5.3	11
Phenol		80	U	43	80
Pyrene		11	U	5.3	11
2,2'-oxybis[1-chloropropane]		160	U	15	160
2,6-Dinitrotoluene		320	U	34	320
4-Nitrophenol		530	U	130	530

Surrogate	%Rec	Qualifier	Acceptance Limits
Terphenyl-d14 (Surr)	79		41 - 119
Phenol-d5 (Surr)	64		28 - 110
Nitrobenzene-d5 (Surr)	55		24 - 112
2-Fluorophenol (Surr)	63		26 - 110
2-Fluorobiphenyl (Surr)	58		34 - 110
2,4,6-Tribromophenol (Surr)	74		10 - 118

Client: Tetra Tech NUS Inc

Job Number: 240-1028-1

Client Sample ID: **DR-TP-A46-06**

Lab Sample ID: 240-1028-3
Client Matrix: Solid

% Moisture: 17.8

Date Sampled: 06/10/2011 1240
Date Received: 06/11/2011 0945

8270D Semivolatile Organic Compounds (GC/MS)

Analysis Method:	8270D	Analysis Batch:	240-7456	Instrument ID:	A4HP9
Prep Method:	3540C	Prep Batch:	240-5832	Lab File ID:	1028E3A.D
Dilution:	1.0			Initial Weight/Volume:	30.00 g
Analysis Date:	07/07/2011 0304			Final Weight/Volume:	2.00 mL
Prep Date:	06/23/2011 1025			Injection Volume:	1 uL

Analyte	DryWt Corrected: Y	Result (ug/Kg)	Qualifier	MDL	RL
1,1'-Biphenyl		61	U	33	61
1,4-Dioxane		120	U	27	120
2,4,6-Trichlorophenol		180	U	97	180
2,4,5-Trichlorophenol		180	U	30	180
2,4-Dichlorophenol		180	U	24	180
2,4-Dimethylphenol		180	U	24	180
2,4-Dinitrophenol		400	U	97	400
2,4-Dinitrotoluene		240	U	33	240
2-Chloronaphthalene		61	U	4.0	61
2-Chlorophenol		61	U	33	61
2-Methylnaphthalene		8.1	U	4.0	8.1
2-Methylphenol		240	U	97	240
2-Nitroaniline		240	U	11	240
2-Nitrophenol		61	U	33	61
3 & 4 Methylphenol		490	U	24	490
3,3'-Dichlorobenzidine		120	U	22	120
3-Nitroaniline		240	U	19	240
4,6-Dinitro-2-methylphenol		180	U	97	180
4-Bromophenyl phenyl ether		61	U	16	61
4-Chloro-3-methylphenol		180	U	26	180
4-Chloroaniline		180	U	21	180
4-Chlorophenyl phenyl ether		61	U	16	61
4-Nitroaniline		240	U	32	240
Acenaphthene		8.1	U	4.0	8.1
Acenaphthylene		8.1	U	4.0	8.1
Acetophenone		120	U	11	120
Anthracene		8.1	U	4.0	8.1
Atrazine		240	U	11	240
Benzaldehyde		120	U	15	120
Benzo[a]anthracene		8.1	U	4.0	8.1
Benzo[a]pyrene		8.1	U	4.0	8.1
Benzo[b]fluoranthene		8.1	U	4.0	8.1
Benzo[g,h,i]perylene		8.1	U	4.0	8.1
Benzo[k]fluoranthene		8.1	U	4.0	8.1
Bis(2-chloroethoxy)methane		120	U	27	120
Bis(2-chloroethyl)ether		120	U	2.4	120
Bis(2-ethylhexyl) phthalate		61	U	23	61
Butyl benzyl phthalate		61	U	12	61
Caprolactam		400	U	45	400
Carbazole		61	U	33	61
Chrysene		8.1	U	1.3	8.1
Di-n-butyl phthalate		61	U	18	61
Di-n-octyl phthalate		61	U	33	61
Dibenzo(a,h)anthracene		8.1	U	4.0	8.1
Dibenzofuran		61	U	4.0	61
Diethyl phthalate		61	U	19	61

Client: Tetra Tech NUS Inc

Job Number: 240-1028-1

Client Sample ID: **DR-TP-A46-06**

Lab Sample ID: 240-1028-3
Client Matrix: Solid

% Moisture: 17.8

Date Sampled: 06/10/2011 1240
Date Received: 06/11/2011 0945

8270D Semivolatile Organic Compounds (GC/MS)

Analysis Method:	8270D	Analysis Batch:	240-7456	Instrument ID:	A4HP9
Prep Method:	3540C	Prep Batch:	240-5832	Lab File ID:	1028E3A.D
Dilution:	1.0			Initial Weight/Volume:	30.00 g
Analysis Date:	07/07/2011 0304			Final Weight/Volume:	2.00 mL
Prep Date:	06/23/2011 1025			Injection Volume:	1 uL

Analyte	DryWt Corrected: Y	Result (ug/Kg)	Qualifier	MDL	RL
Dimethyl phthalate		61	U	21	61
Fluoranthene		11		4.0	8.1
Fluorene		8.1	U	4.0	8.1
Hexachlorobenzene		8.1	U	2.6	8.1
Hexachlorobutadiene		61	U	33	61
Hexachlorocyclopentadiene		400	U	33	400
Hexachloroethane		61	U	11	61
Indeno[1,2,3-cd]pyrene		8.1	U	4.0	8.1
Isophorone		61	U	16	61
N-Nitrosodi-n-propylamine		61	U	33	61
N-Nitrosodimethylamine		120	U	19	120
N-Nitrosodiphenylamine		61	U	26	61
Naphthalene		8.1	U	4.0	8.1
Nitrobenzene		120	U	2.7	120
Pentachlorophenol		180	U	97	180
Phenanthrene		8.1	U	4.0	8.1
Phenol		61	U	33	61
Pyrene		7.8	J	4.0	8.1
2,2'-oxybis[1-chloropropane]		120	U	12	120
2,6-Dinitrotoluene		240	U	26	240
4-Nitrophenol		400	U	97	400

Surrogate	%Rec	Qualifier	Acceptance Limits
Terphenyl-d14 (Surr)	84		41 - 119
Phenol-d5 (Surr)	71		28 - 110
Nitrobenzene-d5 (Surr)	59		24 - 112
2-Fluorophenol (Surr)	72		26 - 110
2-Fluorobiphenyl (Surr)	65		34 - 110
2,4,6-Tribromophenol (Surr)	75		10 - 118

Client: Tetra Tech NUS Inc

Job Number: 240-1028-1

Client Sample ID: **DR-TP-A47-10**

Lab Sample ID: 240-1028-1
Client Matrix: Solid

% Moisture: 35.8

Date Sampled: 06/10/2011 1005
Date Received: 06/11/2011 0945

8270D Semivolatile Organic Compounds (GC/MS)

Analysis Method:	8270D	Analysis Batch:	240-7456	Instrument ID:	A4HP9
Prep Method:	3540C	Prep Batch:	240-5832	Lab File ID:	1028F1A.D
Dilution:	1.0			Initial Weight/Volume:	30.04 g
Analysis Date:	07/07/2011 0226			Final Weight/Volume:	2.00 mL
Prep Date:	06/23/2011 1025			Injection Volume:	1 uL

Analyte	DryWt Corrected: Y	Result (ug/Kg)	Qualifier	MDL	RL
1,1'-Biphenyl		78	U	42	78
1,4-Dioxane		160	U	34	160
2,4,6-Trichlorophenol		230	U	120	230
2,4,5-Trichlorophenol		230	U	39	230
2,4-Dichlorophenol		230	U	31	230
2,4-Dimethylphenol		230	U	31	230
2,4-Dinitrophenol		510	U	120	510
2,4-Dinitrotoluene		310	U	42	310
2-Chloronaphthalene		78	U	5.1	78
2-Chlorophenol		78	U	42	78
2-Methylnaphthalene		10	U	5.1	10
2-Methylphenol		310	U	120	310
2-Nitroaniline		310	U	14	310
2-Nitrophenol		78	U	42	78
3 & 4 Methylphenol		620	U	31	620
3,3'-Dichlorobenzidine		160	U	28	160
3-Nitroaniline		310	U	25	310
4,6-Dinitro-2-methylphenol		230	U	120	230
4-Bromophenyl phenyl ether		78	U	20	78
4-Chloro-3-methylphenol		230	U	33	230
4-Chloroaniline		230	U	26	230
4-Chlorophenyl phenyl ether		78	U	20	78
4-Nitroaniline		310	U	40	310
Acenaphthene		10	U	5.1	10
Acenaphthylene		10	U	5.1	10
Acetophenone		160	U	14	160
Anthracene		10	U	5.1	10
Atrazine		310	U	14	310
Benzaldehyde		160	U	19	160
Benzo[a]anthracene		10	U	5.1	10
Benzo[a]pyrene		10	U	5.1	10
Benzo[b]fluoranthene		10	U	5.1	10
Benzo[g,h,i]perylene		10	U	5.1	10
Benzo[k]fluoranthene		10	U	5.1	10
Bis(2-chloroethoxy)methane		160	U	34	160
Bis(2-chloroethyl)ether		160	U	3.1	160
Bis(2-ethylhexyl) phthalate		78	U	30	78
Butyl benzyl phthalate		78	U	16	78
Caprolactam		510	U	58	510
Carbazole		78	U	42	78
Chrysene		10	U	1.7	10
Di-n-butyl phthalate		26	J	23	78
Di-n-octyl phthalate		78	U	42	78
Dibenzo(a,h)anthracene		10	U	5.1	10
Dibenzofuran		78	U	5.1	78
Diethyl phthalate		78	U	25	78

Client: Tetra Tech NUS Inc

Job Number: 240-1028-1

Client Sample ID: **DR-TP-A47-10**

Lab Sample ID: 240-1028-1
Client Matrix: Solid

% Moisture: 35.8

Date Sampled: 06/10/2011 1005
Date Received: 06/11/2011 0945

8270D Semivolatile Organic Compounds (GC/MS)

Analysis Method:	8270D	Analysis Batch:	240-7456	Instrument ID:	A4HP9
Prep Method:	3540C	Prep Batch:	240-5832	Lab File ID:	1028F1A.D
Dilution:	1.0			Initial Weight/Volume:	30.04 g
Analysis Date:	07/07/2011 0226			Final Weight/Volume:	2.00 mL
Prep Date:	06/23/2011 1025			Injection Volume:	1 uL

Analyte	DryWt Corrected: Y	Result (ug/Kg)	Qualifier	MDL	RL
Dimethyl phthalate		78	U	26	78
Fluoranthene		10	U	5.1	10
Fluorene		10	U	5.1	10
Hexachlorobenzene		10	U	3.3	10
Hexachlorobutadiene		78	U	42	78
Hexachlorocyclopentadiene		510	U	42	510
Hexachloroethane		78	U	14	78
Indeno[1,2,3-cd]pyrene		10	U	5.1	10
Isophorone		78	U	20	78
N-Nitrosodi-n-propylamine		78	U	42	78
N-Nitrosodimethylamine		160	U	25	160
N-Nitrosodiphenylamine		78	U	33	78
Naphthalene		10	U	5.1	10
Nitrobenzene		160	U	3.4	160
Pentachlorophenol		230	U	120	230
Phenanthrene		10	U	5.1	10
Phenol		78	U	42	78
Pyrene		10	U	5.1	10
2,2'-oxybis[1-chloropropane]		160	U	15	160
2,6-Dinitrotoluene		310	U	33	310
4-Nitrophenol		510	U	120	510

Surrogate	%Rec	Qualifier	Acceptance Limits
Terphenyl-d14 (Surr)	81		41 - 119
Phenol-d5 (Surr)	72		28 - 110
Nitrobenzene-d5 (Surr)	58		24 - 112
2-Fluorophenol (Surr)	72		26 - 110
2-Fluorobiphenyl (Surr)	64		34 - 110
2,4,6-Tribromophenol (Surr)	62		10 - 118

Client: Tetra Tech NUS Inc

Job Number: 240-1028-1

Client Sample ID: **DR-TP-A48-04**

Lab Sample ID: 240-1028-4
Client Matrix: Solid

% Moisture: 54.1

Date Sampled: 06/10/2011 1450
Date Received: 06/11/2011 0945

8270D Semivolatile Organic Compounds (GC/MS)

Analysis Method:	8270D	Analysis Batch:	240-7456	Instrument ID:	A4HP9
Prep Method:	3540C	Prep Batch:	240-5832	Lab File ID:	1028F4A.D
Dilution:	1.0			Initial Weight/Volume:	30.15 g
Analysis Date:	07/07/2011 0324			Final Weight/Volume:	2.00 mL
Prep Date:	06/23/2011 1025			Injection Volume:	1 uL

Analyte	DryWt Corrected: Y	Result (ug/Kg)	Qualifier	MDL	RL
1,1'-Biphenyl		110	U	59	110
1,4-Dioxane		220	U	48	220
2,4,6-Trichlorophenol		330	U	170	330
2,4,5-Trichlorophenol		330	U	54	330
2,4-Dichlorophenol		330	U	43	330
2,4-Dimethylphenol		330	U	43	330
2,4-Dinitrophenol		720	U	170	720
2,4-Dinitrotoluene		430	U	59	430
2-Chloronaphthalene		110	U	7.2	110
2-Chlorophenol		110	U	59	110
2-Methylnaphthalene		14	U	7.2	14
2-Methylphenol		430	U	170	430
2-Nitroaniline		430	U	20	430
2-Nitrophenol		110	U	59	110
3 & 4 Methylphenol		870	U	43	870
3,3'-Dichlorobenzidine		220	U	39	220
3-Nitroaniline		430	U	35	430
4,6-Dinitro-2-methylphenol		330	U	170	330
4-Bromophenyl phenyl ether		110	U	28	110
4-Chloro-3-methylphenol		330	U	46	330
4-Chloroaniline		330	U	37	330
4-Chlorophenyl phenyl ether		110	U	28	110
4-Nitroaniline		430	U	56	430
Acenaphthene		14	U	7.2	14
Acenaphthylene		14	U	7.2	14
Acetophenone		220	U	20	220
Anthracene		14	U	7.2	14
Atrazine		430	U	20	430
Benzaldehyde		220	U	26	220
Benzo[a]anthracene		14	U	7.2	14
Benzo[a]pyrene		14	U	7.2	14
Benzo[b]fluoranthene		14	U	7.2	14
Benzo[g,h,i]perylene		14	U	7.2	14
Benzo[k]fluoranthene		14	U	7.2	14
Bis(2-chloroethoxy)methane		220	U	48	220
Bis(2-chloroethyl)ether		220	U	4.3	220
Bis(2-ethylhexyl) phthalate		50	J	41	110
Butyl benzyl phthalate		110	U	22	110
Caprolactam		720	U	80	720
Carbazole		110	U	59	110
Chrysene		14	U	2.4	14
Di-n-butyl phthalate		46	J	33	110
Di-n-octyl phthalate		110	U	59	110
Dibenzo(a,h)anthracene		14	U	7.2	14
Dibenzofuran		110	U	7.2	110
Diethyl phthalate		110	U	35	110

Client: Tetra Tech NUS Inc

Job Number: 240-1028-1

Client Sample ID: **DR-TP-A48-04**

Lab Sample ID: 240-1028-4
Client Matrix: Solid
% Moisture: 54.1

Date Sampled: 06/10/2011 1450
Date Received: 06/11/2011 0945

8270D Semivolatile Organic Compounds (GC/MS)

Analysis Method:	8270D	Analysis Batch:	240-7456	Instrument ID:	A4HP9
Prep Method:	3540C	Prep Batch:	240-5832	Lab File ID:	1028F4A.D
Dilution:	1.0			Initial Weight/Volume:	30.15 g
Analysis Date:	07/07/2011 0324			Final Weight/Volume:	2.00 mL
Prep Date:	06/23/2011 1025			Injection Volume:	1 uL

Analyte	DryWt Corrected: Y	Result (ug/Kg)	Qualifier	MDL	RL
Dimethyl phthalate		110	U	37	110
Fluoranthene		15		7.2	14
Fluorene		14	U	7.2	14
Hexachlorobenzene		14	U	4.6	14
Hexachlorobutadiene		110	U	59	110
Hexachlorocyclopentadiene		720	U	59	720
Hexachloroethane		110	U	20	110
Indeno[1,2,3-cd]pyrene		14	U	7.2	14
Isophorone		110	U	28	110
N-Nitrosodi-n-propylamine		110	U	59	110
N-Nitrosodimethylamine		220	U	35	220
N-Nitrosodiphenylamine		110	U	46	110
Naphthalene		14	U	7.2	14
Nitrobenzene		220	U	4.8	220
Pentachlorophenol		330	U	170	330
Phenanthrene		14	U	7.2	14
Phenol		110	U	59	110
Pyrene		14	U	7.2	14
2,2'-oxybis[1-chloropropane]		220	U	21	220
2,6-Dinitrotoluene		430	U	46	430
4-Nitrophenol		720	U	170	720

Surrogate	%Rec	Qualifier	Acceptance Limits
Terphenyl-d14 (Surr)	83		41 - 119
Phenol-d5 (Surr)	77		28 - 110
Nitrobenzene-d5 (Surr)	62		24 - 112
2-Fluorophenol (Surr)	80		26 - 110
2-Fluorobiphenyl (Surr)	63		34 - 110
2,4,6-Tribromophenol (Surr)	70		10 - 118

Client: Tetra Tech NUS Inc

Job Number: 240-1028-1

Client Sample ID: **DR-TP-A45-08**

Lab Sample ID: 240-1028-2
Client Matrix: Solid
% Moisture: 37.4

Date Sampled: 06/10/2011 1140
Date Received: 06/11/2011 0945

8260B Volatile Organic Compounds (GC/MS)

Analysis Method:	8260B	Analysis Batch:	240-5403	Instrument ID:	A3UX14
Prep Method:	5035	Prep Batch:	240-5224	Lab File ID:	149188.D
Dilution:	1.0			Initial Weight/Volume:	4.68 g
Analysis Date:	06/21/2011 0423			Final Weight/Volume:	5 mL
Prep Date:	06/11/2011 1400				

Analyte	DryWt Corrected: Y	Result (ug/Kg)	Qualifier	MDL	RL
1,1,1,2-Tetrachloroethane		8.5	U	1.1	8.5
1,1,1-Trichloroethane		8.5	U	0.96	8.5
1,1,2,2-Tetrachloroethane		8.5	U	0.58	8.5
1,1,2-Trichloro-1,2,2-trichfluoroethane		8.5	U	2.2	8.5
1,1-Dichloroethane		8.5	U	0.61	8.5
1,1-Dichloroethene		8.5	U	0.89	8.5
1,1-Dichloropropene		8.5	U	0.51	8.5
1,2,3-Trichlorobenzene		8.5	U	0.65	8.5
1,2,3-Trichloropropane		8.5	U	1.5	8.5
1,2,3-Trimethylbenzene		8.5	U	0.29	8.5
1,2,4-Trichlorobenzene		8.5	U	0.46	8.5
1,2,4-Trimethylbenzene		8.5	U	1.1	8.5
1,2-Dibromo-3-Chloropropane		17	U	2.2	17
1,2-Dichlorobenzene		8.5	U	0.61	8.5
1,2-Dichloroethane		8.5	U	0.58	8.5
1,2-Dichloropropane		8.5	U	1.2	8.5
1,3-Dichlorobenzene		8.5	U	0.60	8.5
1,3-Dichloropropane		8.5	U	0.58	8.5
1,4-Dichlorobenzene		8.5	U	1.1	8.5
2,2-Dichloropropane		8.5	U	1.6	8.5
2-Butanone		13	J	2.4	34
2-Chloroethyl vinyl ether		85	U	2.4	85
2-Chlorotoluene		8.5	U	0.68	8.5
2-Hexanone		34	U	1.1	34
4-Chlorotoluene		8.5	U	0.70	8.5
p-Isopropyltoluene		8.5	U	0.36	8.5
4-Methyl-2-pentanone		34	U	0.92	34
Acetone		69		11	34
Benzene		8.5	U	0.39	8.5
Bromobenzene		8.5	U	0.56	8.5
Bromoform		8.5	U	0.56	8.5
Bromomethane		8.5	U	0.92	8.5
Carbon disulfide		2.5	J	0.75	8.5
Carbon tetrachloride		8.5	U	0.63	8.5
Chlorobenzene		8.5	U	0.56	8.5
Dibromochloromethane		8.5	U	0.94	8.5
Chloroethane		8.5	U	1.5	8.5
Chloroform		8.5	U	0.49	8.5
Chloromethane		8.5	U	0.70	8.5
cis-1,2-Dichloroethene		8.5	U	0.61	8.5
cis-1,3-Dichloropropene		8.5	U	0.58	8.5
Dibromomethane		8.5	U	1.1	8.5
Bromochloromethane		8.5	U	1.2	8.5
Dichlorodifluoromethane		8.5	U	0.85	8.5
Bromodichloromethane		8.5	U	0.48	8.5
tert-Butyl alcohol		340	U	13	340

Client: Tetra Tech NUS Inc

Job Number: 240-1028-1

Client Sample ID: **DR-TP-A45-08**

Lab Sample ID: 240-1028-2
Client Matrix: Solid
% Moisture: 37.4

Date Sampled: 06/10/2011 1140
Date Received: 06/11/2011 0945

8260B Volatile Organic Compounds (GC/MS)

Analysis Method:	8260B	Analysis Batch:	240-5403	Instrument ID:	A3UX14
Prep Method:	5035	Prep Batch:	240-5224	Lab File ID:	149188.D
Dilution:	1.0			Initial Weight/Volume:	4.68 g
Analysis Date:	06/21/2011 0423			Final Weight/Volume:	5 mL
Prep Date:	06/11/2011 1400				

Analyte	DryWt Corrected: Y	Result (ug/Kg)	Qualifier	MDL	RL
Ethylbenzene		8.5	U	0.44	8.5
Hexachlorobutadiene		8.5	U	2.0	8.5
Diisopropyl ether		17	U	2.6	17
Isopropylbenzene		8.5	U	0.27	8.5
Methyl tert-butyl ether		34	U	0.73	34
Methylene Chloride		5.9	J	1.1	8.5
m-Xylene & p-Xylene		17	U	2.0	17
Naphthalene		8.5	U	0.32	8.5
n-Butylbenzene		8.5	U	0.39	8.5
n-Propylbenzene		8.5	U	0.68	8.5
o-Xylene		8.5	U	0.60	8.5
sec-Butylbenzene		8.5	U	0.31	8.5
Styrene		8.5	U	0.26	8.5
Tert-amyl-methyl ether (TAME)		8.5	U	0.63	8.5
Ethyl-t-butyl ether (ETBE)		8.5	U	0.38	8.5
Tetrachloroethene		8.5	U	0.89	8.5
Toluene		8.5	U	0.46	8.5
trans-1,2-Dichloroethene		8.5	U	0.70	8.5
trans-1,3-Dichloropropene		8.5	U	0.92	8.5
Trichloroethene		8.5	U	0.72	8.5
Trichlorofluoromethane		8.5	U	0.58	8.5
Vinyl acetate		17	U	0.43	17
Vinyl chloride		8.5	U	0.67	8.5
Xylenes, Total		17	U	1.1	17
tert-Butylbenzene		8.5	U	0.49	8.5
1,2-Dibromoethane		8.5	U	0.85	8.5

Surrogate	%Rec	Qualifier	Acceptance Limits
Toluene-d8 (Surr)	106		67 - 125
Dibromofluoromethane (Surr)	86		37 - 132
4-Bromofluorobenzene (Surr)	99		52 - 136
1,2-Dichloroethane-d4 (Surr)	107		58 - 123

Client: Tetra Tech NUS Inc

Job Number: 240-1028-1

Client Sample ID: **DR-TP-A46-06**

Lab Sample ID: 240-1028-3
Client Matrix: Solid

% Moisture: 17.8

Date Sampled: 06/10/2011 1240
Date Received: 06/11/2011 0945

8260B Volatile Organic Compounds (GC/MS)

Analysis Method:	8260B	Analysis Batch:	240-5403	Instrument ID:	A3UX14
Prep Method:	5035	Prep Batch:	240-5224	Lab File ID:	149189.D
Dilution:	1.0			Initial Weight/Volume:	4.39 g
Analysis Date:	06/21/2011 0444			Final Weight/Volume:	5 mL
Prep Date:	06/11/2011 1400				

Analyte	DryWt Corrected: Y	Result (ug/Kg)	Qualifier	MDL	RL
1,1,1,2-Tetrachloroethane		6.9	U	0.86	6.9
1,1,1-Trichloroethane		6.9	U	0.78	6.9
1,1,2,2-Tetrachloroethane		6.9	U	0.47	6.9
1,1,2-Trichloro-1,2,2-trichfluoroethane		6.9	U	1.8	6.9
1,1-Dichloroethane		6.9	U	0.50	6.9
1,1-Dichloroethene		6.9	U	0.72	6.9
1,1-Dichloropropene		6.9	U	0.42	6.9
1,2,3-Trichlorobenzene		6.9	U	0.53	6.9
1,2,3-Trichloropropane		6.9	U	1.2	6.9
1,2,3-Trimethylbenzene		6.9	U	0.24	6.9
1,2,4-Trichlorobenzene		6.9	U	0.37	6.9
1,2,4-Trimethylbenzene		6.9	U	0.90	6.9
1,2-Dibromo-3-Chloropropane		14	U	1.8	14
1,2-Dichlorobenzene		6.9	U	0.50	6.9
1,2-Dichloroethane		6.9	U	0.47	6.9
1,2-Dichloropropane		6.9	U	0.96	6.9
1,3-Dichlorobenzene		6.9	U	0.48	6.9
1,3-Dichloropropane		6.9	U	0.47	6.9
1,4-Dichlorobenzene		6.9	U	0.91	6.9
2,2-Dichloropropane		6.9	U	1.3	6.9
2-Butanone		28	U	1.9	28
2-Chloroethyl vinyl ether		69	U	1.9	69
2-Chlorotoluene		6.9	U	0.55	6.9
2-Hexanone		28	U	0.87	28
4-Chlorotoluene		6.9	U	0.57	6.9
p-Isopropyltoluene		6.9	U	0.29	6.9
4-Methyl-2-pentanone		28	U	0.75	28
Acetone		28	U	8.7	28
Benzene		6.9	U	0.32	6.9
Bromobenzene		6.9	U	0.46	6.9
Bromoform		6.9	U	0.46	6.9
Bromomethane		6.9	U	0.75	6.9
Carbon disulfide		6.9	U	0.61	6.9
Carbon tetrachloride		6.9	U	0.51	6.9
Chlorobenzene		6.9	U	0.46	6.9
Dibromochloromethane		6.9	U	0.76	6.9
Chloroethane		6.9	U	1.2	6.9
Chloroform		6.9	U	0.40	6.9
Chloromethane		6.9	U	0.57	6.9
cis-1,2-Dichloroethene		6.9	U	0.50	6.9
cis-1,3-Dichloropropene		6.9	U	0.47	6.9
Dibromomethane		6.9	U	0.87	6.9
Bromochloromethane		6.9	U	0.98	6.9
Dichlorodifluoromethane		6.9	U	0.69	6.9
Bromodichloromethane		6.9	U	0.39	6.9
tert-Butyl alcohol		280	U	11	280

Client: Tetra Tech NUS Inc

Job Number: 240-1028-1

Client Sample ID: **DR-TP-A46-06**

Lab Sample ID: 240-1028-3
Client Matrix: Solid

% Moisture: 17.8

Date Sampled: 06/10/2011 1240
Date Received: 06/11/2011 0945

8260B Volatile Organic Compounds (GC/MS)

Analysis Method:	8260B	Analysis Batch:	240-5403	Instrument ID:	A3UX14
Prep Method:	5035	Prep Batch:	240-5224	Lab File ID:	149189.D
Dilution:	1.0			Initial Weight/Volume:	4.39 g
Analysis Date:	06/21/2011 0444			Final Weight/Volume:	5 mL
Prep Date:	06/11/2011 1400				

Analyte	DryWt Corrected: Y	Result (ug/Kg)	Qualifier	MDL	RL
Ethylbenzene		6.9	U	0.36	6.9
Hexachlorobutadiene		6.9	U	1.7	6.9
Diisopropyl ether		14	U	2.1	14
Isopropylbenzene		6.9	U	0.22	6.9
Methyl tert-butyl ether		28	U	0.60	28
Methylene Chloride		4.8	J	0.93	6.9
m-Xylene & p-Xylene		14	U	1.7	14
Naphthalene		6.9	U	0.26	6.9
n-Butylbenzene		6.9	U	0.32	6.9
n-Propylbenzene		6.9	U	0.55	6.9
o-Xylene		6.9	U	0.48	6.9
sec-Butylbenzene		6.9	U	0.25	6.9
Styrene		6.9	U	0.21	6.9
Tert-amyl-methyl ether (TAME)		6.9	U	0.51	6.9
Ethyl-t-butyl ether (ETBE)		6.9	U	0.30	6.9
Tetrachloroethene		6.9	U	0.72	6.9
Toluene		0.46	J	0.37	6.9
trans-1,2-Dichloroethene		6.9	U	0.57	6.9
trans-1,3-Dichloropropene		6.9	U	0.75	6.9
Trichloroethene		6.9	U	0.58	6.9
Trichlorofluoromethane		6.9	U	0.47	6.9
Vinyl acetate		14	U	0.35	14
Vinyl chloride		6.9	U	0.54	6.9
Xylenes, Total		14	U	0.93	14
tert-Butylbenzene		6.9	U	0.40	6.9
1,2-Dibromoethane		6.9	U	0.69	6.9

Surrogate	%Rec	Qualifier	Acceptance Limits
Toluene-d8 (Surr)	105		67 - 125
Dibromofluoromethane (Surr)	87		37 - 132
4-Bromofluorobenzene (Surr)	98		52 - 136
1,2-Dichloroethane-d4 (Surr)	107		58 - 123

Client: Tetra Tech NUS Inc

Job Number: 240-1028-1

Client Sample ID: **DR-TP-A47-10**

Lab Sample ID: 240-1028-1
Client Matrix: Solid

% Moisture: 35.8

Date Sampled: 06/10/2011 1005
Date Received: 06/11/2011 0945

8260B Volatile Organic Compounds (GC/MS)

Analysis Method:	8260B	Analysis Batch:	240-5403	Instrument ID:	A3UX14
Prep Method:	5035	Prep Batch:	240-5224	Lab File ID:	149187.D
Dilution:	1.0			Initial Weight/Volume:	5.526 g
Analysis Date:	06/21/2011 0401			Final Weight/Volume:	5 mL
Prep Date:	06/11/2011 1400				

Analyte	DryWt Corrected: Y	Result (ug/Kg)	Qualifier	MDL	RL
1,1,1,2-Tetrachloroethane		7.0	U	0.87	7.0
1,1,1-Trichloroethane		7.0	U	0.79	7.0
1,1,2,2-Tetrachloroethane		7.0	U	0.48	7.0
1,1,2-Trichloro-1,2,2-trichfluoroethane		7.0	U	1.8	7.0
1,1-Dichloroethane		7.0	U	0.51	7.0
1,1-Dichloroethene		7.0	U	0.73	7.0
1,1-Dichloropropene		7.0	U	0.42	7.0
1,2,3-Trichlorobenzene		7.0	U	0.54	7.0
1,2,3-Trichloropropane		7.0	U	1.3	7.0
1,2,3-Trimethylbenzene		7.0	U	0.24	7.0
1,2,4-Trichlorobenzene		7.0	U	0.38	7.0
1,2,4-Trimethylbenzene		7.0	U	0.92	7.0
1,2-Dibromo-3-Chloropropane		14	U	1.8	14
1,2-Dichlorobenzene		7.0	U	0.51	7.0
1,2-Dichloroethane		7.0	U	0.48	7.0
1,2-Dichloropropane		7.0	U	0.97	7.0
1,3-Dichlorobenzene		7.0	U	0.49	7.0
1,3-Dichloropropane		7.0	U	0.48	7.0
1,4-Dichlorobenzene		7.0	U	0.93	7.0
2,2-Dichloropropane		7.0	U	1.3	7.0
2-Butanone		50		2.0	28
2-Chloroethyl vinyl ether		70	U	2.0	70
2-Chlorotoluene		7.0	U	0.56	7.0
2-Hexanone		28	U	0.89	28
4-Chlorotoluene		7.0	U	0.58	7.0
p-Isopropyltoluene		7.0	U	0.30	7.0
4-Methyl-2-pentanone		28	U	0.76	28
Acetone		230		8.9	28
Benzene		7.0	U	0.32	7.0
Bromobenzene		7.0	U	0.47	7.0
Bromoform		7.0	U	0.47	7.0
Bromomethane		7.0	U	0.76	7.0
Carbon disulfide		1.9	J	0.62	7.0
Carbon tetrachloride		7.0	U	0.52	7.0
Chlorobenzene		7.0	U	0.47	7.0
Dibromochloromethane		7.0	U	0.78	7.0
Chloroethane		7.0	U	1.2	7.0
Chloroform		7.0	U	0.41	7.0
Chloromethane		7.0	U	0.58	7.0
cis-1,2-Dichloroethene		7.0	U	0.51	7.0
cis-1,3-Dichloropropene		7.0	U	0.48	7.0
Dibromomethane		7.0	U	0.89	7.0
Bromochloromethane		7.0	U	1.0	7.0
Dichlorodifluoromethane		7.0	U	0.70	7.0
Bromodichloromethane		7.0	U	0.39	7.0
tert-Butyl alcohol		280	U	11	280

Client: Tetra Tech NUS Inc

Job Number: 240-1028-1

Client Sample ID: DR-TP-A47-10

Lab Sample ID: 240-1028-1
Client Matrix: Solid

% Moisture: 35.8

Date Sampled: 06/10/2011 1005
Date Received: 06/11/2011 0945

8260B Volatile Organic Compounds (GC/MS)

Analysis Method:	8260B	Analysis Batch:	240-5403	Instrument ID:	A3UX14
Prep Method:	5035	Prep Batch:	240-5224	Lab File ID:	149187.D
Dilution:	1.0			Initial Weight/Volume:	5.526 g
Analysis Date:	06/21/2011 0401			Final Weight/Volume:	5 mL
Prep Date:	06/11/2011 1400				

Analyte	DryWt Corrected: Y	Result (ug/Kg)	Qualifier	MDL	RL
Ethylbenzene		7.0	U	0.37	7.0
Hexachlorobutadiene		7.0	U	1.7	7.0
Diisopropyl ether		14	U	2.1	14
Isopropylbenzene		7.0	U	0.23	7.0
Methyl tert-butyl ether		28	U	0.61	28
Methylene Chloride		8.9		0.94	7.0
m-Xylene & p-Xylene		14	U	1.7	14
Naphthalene		0.32	J	0.27	7.0
n-Butylbenzene		7.0	U	0.32	7.0
n-Propylbenzene		7.0	U	0.56	7.0
o-Xylene		7.0	U	0.49	7.0
sec-Butylbenzene		7.0	U	0.25	7.0
Styrene		7.0	U	0.21	7.0
Tert-amyl-methyl ether (TAME)		7.0	U	0.52	7.0
Ethyl-t-butyl ether (ETBE)		7.0	U	0.31	7.0
Tetrachloroethene		7.0	U	0.73	7.0
Toluene		7.0	U	0.38	7.0
trans-1,2-Dichloroethene		7.0	U	0.58	7.0
trans-1,3-Dichloropropene		7.0	U	0.76	7.0
Trichloroethene		7.0	U	0.59	7.0
Trichlorofluoromethane		7.0	U	0.48	7.0
Vinyl acetate		14	U	0.35	14
Vinyl chloride		7.0	U	0.55	7.0
Xylenes, Total		14	U	0.94	14
tert-Butylbenzene		7.0	U	0.41	7.0
1,2-Dibromoethane		7.0	U	0.70	7.0

Surrogate	%Rec	Qualifier	Acceptance Limits
Toluene-d8 (Surr)	114		67 - 125
Dibromofluoromethane (Surr)	86		37 - 132
4-Bromofluorobenzene (Surr)	121		52 - 136
1,2-Dichloroethane-d4 (Surr)	100		58 - 123

Client: Tetra Tech NUS Inc

Job Number: 240-1028-1

Client Sample ID: **DR-TP-A48-04**

Lab Sample ID: 240-1028-4
Client Matrix: Solid

% Moisture: 54.1

Date Sampled: 06/10/2011 1450
Date Received: 06/11/2011 0945

8260B Volatile Organic Compounds (GC/MS)

Analysis Method:	8260B	Analysis Batch:	240-5403	Instrument ID:	A3UX14
Prep Method:	5035	Prep Batch:	240-5224	Lab File ID:	149190.D
Dilution:	1.0			Initial Weight/Volume:	4.85 g
Analysis Date:	06/21/2011 0506			Final Weight/Volume:	5 mL
Prep Date:	06/11/2011 1400				

Analyte (DryWt Corrected: Y)	Result (ug/Kg)	Qualifier	MDL	RL
1,1,1,2-Tetrachloroethane	11	U	1.4	11
1,1,1-Trichloroethane	11	U	1.3	11
1,1,2,2-Tetrachloroethane	11	U	0.76	11
1,1,2-Trichloro-1,2,2-trichfluoroethane	11	U	2.9	11
1,1-Dichloroethane	11	U	0.81	11
1,1-Dichloroethene	11	U	1.2	11
1,1-Dichloropropene	11	U	0.67	11
1,2,3-Trichlorobenzene	11	U	0.85	11
1,2,3-Trichloropropane	11	U	2.0	11
1,2,3-Trimethylbenzene	11	U	0.38	11
1,2,4-Trichlorobenzene	11	U	0.61	11
1,2,4-Trimethylbenzene	11	U	1.5	11
1,2-Dibromo-3-Chloropropane	22	U	2.9	22
1,2-Dichlorobenzene	11	U	0.81	11
1,2-Dichloroethane	11	U	0.76	11
1,2-Dichloropropane	11	U	1.6	11
1,3-Dichlorobenzene	11	U	0.79	11
1,3-Dichloropropane	11	U	0.76	11
1,4-Dichlorobenzene	11	U	1.5	11
2,2-Dichloropropane	11	U	2.1	11
2-Butanone	11	J	3.1	45
2-Chloroethyl vinyl ether	110	U	3.1	110
2-Chlorotoluene	11	U	0.90	11
2-Hexanone	45	U	1.4	45
4-Chlorotoluene	11	U	0.92	11
p-Isopropyltoluene	11	U	0.47	11
4-Methyl-2-pentanone	45	U	1.2	45
Acetone	86		14	45
Benzene	11	U	0.52	11
Bromobenzene	11	U	0.74	11
Bromoform	11	U	0.74	11
Bromomethane	11	U	1.2	11
Carbon disulfide	2.2	J	0.99	11
Carbon tetrachloride	11	U	0.83	11
Chlorobenzene	11	U	0.74	11
Dibromochloromethane	11	U	1.2	11
Chloroethane	11	U	1.9	11
Chloroform	11	U	0.65	11
Chloromethane	11	U	0.92	11
cis-1,2-Dichloroethene	11	U	0.81	11
cis-1,3-Dichloropropene	11	U	0.76	11
Dibromomethane	11	U	1.4	11
Bromochloromethane	11	U	1.6	11
Dichlorodifluoromethane	11	U	1.1	11
Bromodichloromethane	11	U	0.63	11
tert-Butyl alcohol	450	U	17	450

Client: Tetra Tech NUS Inc

Job Number: 240-1028-1

Client Sample ID: **DR-TP-A48-04**

Lab Sample ID: 240-1028-4
Client Matrix: Solid

% Moisture: 54.1

Date Sampled: 06/10/2011 1450
Date Received: 06/11/2011 0945

8260B Volatile Organic Compounds (GC/MS)

Analysis Method:	8260B	Analysis Batch:	240-5403	Instrument ID:	A3UX14
Prep Method:	5035	Prep Batch:	240-5224	Lab File ID:	149190.D
Dilution:	1.0			Initial Weight/Volume:	4.85 g
Analysis Date:	06/21/2011 0506			Final Weight/Volume:	5 mL
Prep Date:	06/11/2011 1400				

Analyte	DryWt Corrected: Y	Result (ug/Kg)	Qualifier	MDL	RL
Ethylbenzene		11	U	0.58	11
Hexachlorobutadiene		11	U	2.7	11
Diisopropyl ether		22	U	3.4	22
Isopropylbenzene		11	U	0.36	11
Methyl tert-butyl ether		45	U	0.97	45
Methylene Chloride		20		1.5	11
m-Xylene & p-Xylene		22	U	2.7	22
Naphthalene		11	U	0.43	11
n-Butylbenzene		11	U	0.52	11
n-Propylbenzene		11	U	0.90	11
o-Xylene		11	U	0.79	11
sec-Butylbenzene		11	U	0.40	11
Styrene		11	U	0.34	11
Tert-amyl-methyl ether (TAME)		11	U	0.83	11
Ethyl-t-butyl ether (ETBE)		11	U	0.49	11
Tetrachloroethene		11	U	1.2	11
Toluene		0.69	J	0.61	11
trans-1,2-Dichloroethene		11	U	0.92	11
trans-1,3-Dichloropropene		11	U	1.2	11
Trichloroethene		11	U	0.94	11
Trichlorofluoromethane		11	U	0.76	11
Vinyl acetate		22	U	0.56	22
Vinyl chloride		11	U	0.88	11
Xylenes, Total		22	U	1.5	22
tert-Butylbenzene		11	U	0.65	11
1,2-Dibromoethane		11	U	1.1	11

Surrogate	%Rec	Qualifier	Acceptance Limits
Toluene-d8 (Surr)	107		67 - 125
Dibromofluoromethane (Surr)	87		37 - 132
4-Bromofluorobenzene (Surr)	103		52 - 136
1,2-Dichloroethane-d4 (Surr)	105		58 - 123

Client: Tetra Tech NUS Inc

Job Number: 240-1028-1

Client Sample ID: **DR-TP-A45-08**

Lab Sample ID: 240-1028-2
Client Matrix: Solid
% Moisture: 37.4
Date Sampled: 06/10/2011 1140
Date Received: 06/11/2011 0945

8260B Volatile Organic Compounds (GC/MS)

Analysis Method:	8260B	Analysis Batch:	240-5403	Instrument ID:	A3UX14
Prep Method:	5035	Prep Batch:	240-5224	Lab File ID:	149188.D
Dilution:	1.0			Initial Weight/Volume:	4.68 g
Analysis Date:	06/21/2011 0423			Final Weight/Volume:	5 mL
Prep Date:	06/11/2011 1400				

Tentatively Identified Compounds **Number TIC's Found:** **0**

Cas Number	Analyte	RT	Est. Result (ug/Kg)	Qualifier
	Tentatively Identified Compound		None	

Client: Tetra Tech NUS Inc

Job Number: 240-1028-1

Client Sample ID: **DR-TP-A46-06**

Lab Sample ID: 240-1028-3
Client Matrix: Solid

% Moisture: 17.8

Date Sampled: 06/10/2011 1240
Date Received: 06/11/2011 0945

8260B Volatile Organic Compounds (GC/MS)

Analysis Method:	8260B	Analysis Batch:	240-5403	Instrument ID:	A3UX14
Prep Method:	5035	Prep Batch:	240-5224	Lab File ID:	149189.D
Dilution:	1.0			Initial Weight/Volume:	4.39 g
Analysis Date:	06/21/2011 0444			Final Weight/Volume:	5 mL
Prep Date:	06/11/2011 1400				

Tentatively Identified Compounds **Number TIC's Found:** 0

Cas Number	Analyte	RT	Est. Result (ug/Kg)	Qualifier
	Tentatively Identified Compound		None	

Client: Tetra Tech NUS Inc

Job Number: 240-1028-1

Client Sample ID: **DR-TP-A47-10**

Lab Sample ID: 240-1028-1
Client Matrix: Solid

% Moisture: 35.8

Date Sampled: 06/10/2011 1005
Date Received: 06/11/2011 0945

8260B Volatile Organic Compounds (GC/MS)

Analysis Method:	8260B	Analysis Batch:	240-5403	Instrument ID:	A3UX14
Prep Method:	5035	Prep Batch:	240-5224	Lab File ID:	149187.D
Dilution:	1.0			Initial Weight/Volume:	5.526 g
Analysis Date:	06/21/2011 0401			Final Weight/Volume:	5 mL
Prep Date:	06/11/2011 1400				

Tentatively Identified Compounds **Number TIC's Found:** 1

Cas Number	Analyte	RT	Est. Result (ug/Kg)	Qualifier
	Tentatively Identified Compound		None	
79-20-9	Methyl acetate	3.79	2.7	J

Client: Tetra Tech NUS Inc

Job Number: 240-1028-1

Client Sample ID: **DR-TP-A48-04**

Lab Sample ID: 240-1028-4
Client Matrix: Solid
% Moisture: 54.1

Date Sampled: 06/10/2011 1450
Date Received: 06/11/2011 0945

8260B Volatile Organic Compounds (GC/MS)

Analysis Method:	8260B	Analysis Batch:	240-5403	Instrument ID:	A3UX14
Prep Method:	5035	Prep Batch:	240-5224	Lab File ID:	149190.D
Dilution:	1.0			Initial Weight/Volume:	4.85 g
Analysis Date:	06/21/2011 0506			Final Weight/Volume:	5 mL
Prep Date:	06/11/2011 1400				

Tentatively Identified Compounds **Number TIC's Found:** 2

Cas Number	Analyte	RT	Est. Result (ug/Kg)	Qualifier
	Tentatively Identified Compound		None	
60-29-7	Ethyl ether	2.89	1.4	J
79-20-9	Methyl acetate	3.79	4.1	J

Client: Tetra Tech NUS Inc

Job Number: 240-1028-1

Client Sample ID: **DR-TP-A45-08**

Lab Sample ID: 240-1028-2
Client Matrix: Solid

% Moisture: 37.4

Date Sampled: 06/10/2011 1140
Date Received: 06/11/2011 0945

8082A Polychlorinated Biphenyls (PCBs) by Gas Chromatography

Analysis Method:	8082A	Analysis Batch:	240-6431	Instrument ID:	A2HP13
Prep Method:	3540C	Prep Batch:	240-5996	Initial Weight/Volume:	30.17 g
Dilution:	1.0			Final Weight/Volume:	10.00 mL
Analysis Date:	06/28/2011 2247			Injection Volume:	1 uL
Prep Date:	06/24/2011 1204			Result Type:	PRIMARY

Analyte	DryWt Corrected: Y	Result (ug/Kg)	Qualifier	MDL	RL
Aroclor-1016		52	U	33	52
Aroclor-1221		52	U	25	52
Aroclor-1232		52	U	22	52
Aroclor-1242		52	U	21	52
Aroclor-1248		52	U	27	52
Aroclor-1254		52	U	27	52
Aroclor-1260		52	U	27	52

Surrogate	%Rec	Qualifier	Acceptance Limits
Tetrachloro-m-xylene	79		29 - 151
Decachlorobiphenyl	89		14 - 163

Client: Tetra Tech NUS Inc

Job Number: 240-1028-1

Client Sample ID: **DR-TP-A45-08**

Lab Sample ID: 240-1028-2
Client Matrix: Solid
% Moisture: 37.4

Date Sampled: 06/10/2011 1140
Date Received: 06/11/2011 0945

8082A Polychlorinated Biphenyls (PCBs) by Gas Chromatography

Analysis Method:	8082A	Analysis Batch:	240-6431	Instrument ID:	A2HP13
Prep Method:	3540C	Prep Batch:	240-5996	Initial Weight/Volume:	30.17 g
Dilution:	1.0			Final Weight/Volume:	10.00 mL
Analysis Date:	06/28/2011 2247			Injection Volume:	1 uL
Prep Date:	06/24/2011 1204			Result Type:	SECONDARY

Analyte	DryWt Corrected: Y	Result (ug/Kg)	Qualifier	MDL	RL
Aroclor-1016		52	U	33	52
Aroclor-1221		52	U	25	52
Aroclor-1232		52	U	22	52
Aroclor-1242		52	U	21	52
Aroclor-1248		52	U	27	52
Aroclor-1254		52	U	27	52
Aroclor-1260		52	U	27	52

Surrogate	%Rec	Qualifier	Acceptance Limits
Tetrachloro-m-xylene	73		29 - 151
Decachlorobiphenyl	72		14 - 163

Client: Tetra Tech NUS Inc

Job Number: 240-1028-1

Client Sample ID: **DR-TP-A46-06**

Lab Sample ID: 240-1028-3
Client Matrix: Solid

% Moisture: 17.8

Date Sampled: 06/10/2011 1240
Date Received: 06/11/2011 0945

8082A Polychlorinated Biphenyls (PCBs) by Gas Chromatography

Analysis Method:	8082A	Analysis Batch:	240-6431	Instrument ID:	A2HP13
Prep Method:	3540C	Prep Batch:	240-5996	Initial Weight/Volume:	30.03 g
Dilution:	1.0			Final Weight/Volume:	10.00 mL
Analysis Date:	06/28/2011 2302			Injection Volume:	1 uL
Prep Date:	06/24/2011 1204			Result Type:	PRIMARY

Analyte	DryWt Corrected: Y	Result (ug/Kg)	Qualifier	MDL	RL
Aroclor-1016		40	U	26	40
Aroclor-1221		40	U	19	40
Aroclor-1232		40	U	17	40
Aroclor-1242		40	U	16	40
Aroclor-1248		40	U	21	40
Aroclor-1254		40	U	21	40
Aroclor-1260		40	U	21	40

Surrogate	%Rec	Qualifier	Acceptance Limits
Tetrachloro-m-xylene	86		29 - 151
Decachlorobiphenyl	88		14 - 163

Client: Tetra Tech NUS Inc

Job Number: 240-1028-1

Client Sample ID: **DR-TP-A46-06**

Lab Sample ID: 240-1028-3
Client Matrix: Solid

% Moisture: 17.8

Date Sampled: 06/10/2011 1240
Date Received: 06/11/2011 0945

8082A Polychlorinated Biphenyls (PCBs) by Gas Chromatography

Analysis Method:	8082A	Analysis Batch:	240-6431	Instrument ID:	A2HP13
Prep Method:	3540C	Prep Batch:	240-5996	Initial Weight/Volume:	30.03 g
Dilution:	1.0			Final Weight/Volume:	10.00 mL
Analysis Date:	06/28/2011 2302			Injection Volume:	1 uL
Prep Date:	06/24/2011 1204			Result Type:	SECONDARY

Analyte	DryWt Corrected: Y	Result (ug/Kg)	Qualifier	MDL	RL
Aroclor-1016		40	U	26	40
Aroclor-1221		40	U	19	40
Aroclor-1232		40	U	17	40
Aroclor-1242		40	U	16	40
Aroclor-1248		40	U	21	40
Aroclor-1254		40	U	21	40
Aroclor-1260		40	U	21	40

Surrogate	%Rec	Qualifier	Acceptance Limits
Tetrachloro-m-xylene	78		29 - 151
Decachlorobiphenyl	85		14 - 163

Client: Tetra Tech NUS Inc

Job Number: 240-1028-1

Client Sample ID: **DR-TP-A47-10**

Lab Sample ID: 240-1028-1
Client Matrix: Solid
% Moisture: 35.8

Date Sampled: 06/10/2011 1005
Date Received: 06/11/2011 0945

8082A Polychlorinated Biphenyls (PCBs) by Gas Chromatography

Analysis Method:	8082A	Analysis Batch:	240-6431	Instrument ID:	A2HP13
Prep Method:	3540C	Prep Batch:	240-5996	Initial Weight/Volume:	29.97 g
Dilution:	1.0			Final Weight/Volume:	10.00 mL
Analysis Date:	06/28/2011 2232			Injection Volume:	1 uL
Prep Date:	06/24/2011 1204			Result Type:	PRIMARY

Analyte	DryWt Corrected: Y	Result (ug/Kg)	Qualifier	MDL	RL
Aroclor-1016		51	U	33	51
Aroclor-1221		51	U	25	51
Aroclor-1232		51	U	22	51
Aroclor-1242		51	U	20	51
Aroclor-1248		51	U	27	51
Aroclor-1254		51	U	27	51
Aroclor-1260		51	U	27	51

Surrogate	%Rec	Qualifier	Acceptance Limits
Tetrachloro-m-xylene	83		29 - 151
Decachlorobiphenyl	104		14 - 163

Client: Tetra Tech NUS Inc

Job Number: 240-1028-1

Client Sample ID: **DR-TP-A47-10**

Lab Sample ID: 240-1028-1
Client Matrix: Solid
% Moisture: 35.8
Date Sampled: 06/10/2011 1005
Date Received: 06/11/2011 0945

8082A Polychlorinated Biphenyls (PCBs) by Gas Chromatography

Analysis Method:	8082A	Analysis Batch:	240-6431	Instrument ID:	A2HP13
Prep Method:	3540C	Prep Batch:	240-5996	Initial Weight/Volume:	29.97 g
Dilution:	1.0			Final Weight/Volume:	10.00 mL
Analysis Date:	06/28/2011 2232			Injection Volume:	1 uL
Prep Date:	06/24/2011 1204			Result Type:	SECONDARY

Analyte	DryWt Corrected: Y	Result (ug/Kg)	Qualifier	MDL	RL
Aroclor-1016		51	U	33	51
Aroclor-1221		51	U	25	51
Aroclor-1232		51	U	22	51
Aroclor-1242		51	U	20	51
Aroclor-1248		51	U	27	51
Aroclor-1254		51	U	27	51
Aroclor-1260		51	U	27	51

Surrogate	%Rec	Qualifier	Acceptance Limits
Tetrachloro-m-xylene	79		29 - 151
Decachlorobiphenyl	77		14 - 163

Client: Tetra Tech NUS Inc

Job Number: 240-1028-1

Client Sample ID: **DR-TP-A48-04**

Lab Sample ID: 240-1028-4
Client Matrix: Solid

% Moisture: 54.1

Date Sampled: 06/10/2011 1450
Date Received: 06/11/2011 0945

8082A Polychlorinated Biphenyls (PCBs) by Gas Chromatography

Analysis Method:	8082A	Analysis Batch:	240-6431	Instrument ID:	A2HP13
Prep Method:	3540C	Prep Batch:	240-5996	Initial Weight/Volume:	30.10 g
Dilution:	1.0			Final Weight/Volume:	10.00 mL
Analysis Date:	06/28/2011 2317			Injection Volume:	1 uL
Prep Date:	06/24/2011 1204			Result Type:	PRIMARY

Analyte	DryWt Corrected: Y	Result (ug/Kg)	Qualifier	MDL	RL
Aroclor-1016		72	U	46	72
Aroclor-1221		72	U	35	72
Aroclor-1232		72	U	30	72
Aroclor-1242		72	U	28	72
Aroclor-1248		72	U	37	72
Aroclor-1254		72	U	37	72
Aroclor-1260		72	U	37	72

Surrogate	%Rec	Qualifier	Acceptance Limits
Tetrachloro-m-xylene	76		29 - 151
Decachlorobiphenyl	85		14 - 163

Client: Tetra Tech NUS Inc

Job Number: 240-1028-1

Client Sample ID: **DR-TP-A48-04**

Lab Sample ID: 240-1028-4
Client Matrix: Solid
% Moisture: 54.1

Date Sampled: 06/10/2011 1450
Date Received: 06/11/2011 0945

8082A Polychlorinated Biphenyls (PCBs) by Gas Chromatography

Analysis Method:	8082A	Analysis Batch:	240-6431	Instrument ID:	A2HP13
Prep Method:	3540C	Prep Batch:	240-5996	Initial Weight/Volume:	30.10 g
Dilution:	1.0			Final Weight/Volume:	10.00 mL
Analysis Date:	06/28/2011 2317			Injection Volume:	1 uL
Prep Date:	06/24/2011 1204			Result Type:	SECONDARY

Analyte	DryWt Corrected: Y	Result (ug/Kg)	Qualifier	MDL	RL
Aroclor-1016		72	U	46	72
Aroclor-1221		72	U	35	72
Aroclor-1232		72	U	30	72
Aroclor-1242		72	U	28	72
Aroclor-1248		72	U	37	72
Aroclor-1254		72	U	37	72
Aroclor-1260		72	U	37	72

Surrogate	%Rec	Qualifier	Acceptance Limits
Tetrachloro-m-xylene	69		29 - 151
Decachlorobiphenyl	75		14 - 163

Client: Tetra Tech NUS Inc

Job Number: 240-1028-1

Client Sample ID: **DR-TP-A45-08**

Lab Sample ID: 240-1028-2
Client Matrix: Solid

% Moisture: 37.4

Date Sampled: 06/10/2011 1140
Date Received: 06/11/2011 0945

8015C Nonhalogenated Organics using GC/FID -Modified (Gasoline Range Organics)

Analysis Method:	8015C	Analysis Batch:	500-116913	Instrument ID:	INST13-14
Prep Method:	5030C		N/A	Initial Weight/Volume:	5 g
Dilution:	1.0			Final Weight/Volume:	5 mL
Analysis Date:	06/18/2011 1511			Injection Volume:	
Prep Date:	06/18/2011 1511			Result Type:	PRIMARY

Analyte	DryWt Corrected: Y	Result (ug/Kg)	Qualifier	MDL	RL
Gasoline Range Organics (GRO)-C6-C10		80	U	40	80

Surrogate	%Rec	Qualifier	Acceptance Limits
a,a,a-Trifluorotoluene	80		64 - 116
4-Bromofluorobenzene	63		51 - 117

Client: Tetra Tech NUS Inc

Job Number: 240-1028-1

Client Sample ID: **DR-TP-A46-06**

Lab Sample ID: 240-1028-3
Client Matrix: Solid

% Moisture: 17.8

Date Sampled: 06/10/2011 1240
Date Received: 06/11/2011 0945

8015C Nonhalogenated Organics using GC/FID -Modified (Gasoline Range Organics)

Analysis Method:	8015C	Analysis Batch:	500-116913	Instrument ID:	INST13-14
Prep Method:	5030C		N/A	Initial Weight/Volume:	5 g
Dilution:	1.0			Final Weight/Volume:	5 mL
Analysis Date:	06/18/2011 1546			Injection Volume:	
Prep Date:	06/18/2011 1546			Result Type:	PRIMARY

Analyte	DryWt Corrected: Y	Result (ug/Kg)	Qualifier	MDL	RL
Gasoline Range Organics (GRO)-C6-C10		61	U	30	61

Surrogate	%Rec	Qualifier	Acceptance Limits
a,a,a-Trifluorotoluene	91		64 - 116
4-Bromofluorobenzene	82		51 - 117

Client: Tetra Tech NUS Inc

Job Number: 240-1028-1

Client Sample ID: **DR-TP-A47-10**

Lab Sample ID: 240-1028-1
Client Matrix: Solid
% Moisture: 35.8

Date Sampled: 06/10/2011 1005
Date Received: 06/11/2011 0945

8015C Nonhalogenated Organics using GC/FID -Modified (Gasoline Range Organics)

Analysis Method:	8015C	Analysis Batch:	500-116913	Instrument ID:	INST13-14
Prep Method:	5030C		N/A	Initial Weight/Volume:	5 g
Dilution:	1.0			Final Weight/Volume:	5 mL
Analysis Date:	06/18/2011 1435			Injection Volume:	
Prep Date:	06/18/2011 1435			Result Type:	PRIMARY

Analyte	DryWt Corrected: Y	Result (ug/Kg)	Qualifier	MDL	RL
Gasoline Range Organics (GRO)-C6-C10		78	U	39	78

Surrogate	%Rec	Qualifier	Acceptance Limits
a,a,a-Trifluorotoluene	77		64 - 116
4-Bromofluorobenzene	64		51 - 117

Client: Tetra Tech NUS Inc

Job Number: 240-1028-1

Client Sample ID: **DR-TP-A48-04**

Lab Sample ID: 240-1028-4
Client Matrix: Solid

% Moisture: 54.1

Date Sampled: 06/10/2011 1450
Date Received: 06/11/2011 0945

8015C Nonhalogenated Organics using GC/FID -Modified (Gasoline Range Organics)

Analysis Method:	8015C	Analysis Batch:	500-116913	Instrument ID:	INST13-14
Prep Method:	5030C		N/A	Initial Weight/Volume:	5 g
Dilution:	1.0			Final Weight/Volume:	5 mL
Analysis Date:	06/18/2011 1622			Injection Volume:	
Prep Date:	06/18/2011 1622			Result Type:	PRIMARY

Analyte	DryWt Corrected: Y	Result (ug/Kg)	Qualifier	MDL	RL
Gasoline Range Organics (GRO)-C6-C10		110	U	54	110

Surrogate	%Rec	Qualifier	Acceptance Limits
a,a,a-Trifluorotoluene	73		64 - 116
4-Bromofluorobenzene	59		51 - 117

Client: Tetra Tech NUS Inc

Job Number: 240-1028-1

Client Sample ID: **DR-TP-A45-08**

Lab Sample ID: 240-1028-2
Client Matrix: Solid

% Moisture: 37.4

Date Sampled: 06/10/2011 1140
Date Received: 06/11/2011 0945

8015C Nonhalogenated Organics using GC/FID -Modified (Diesel Range Organics)

Analysis Method:	8015C	Analysis Batch:	240-6219	Instrument ID:	A2HP14F
Prep Method:	3540C	Prep Batch:	240-5776	Initial Weight/Volume:	30.05 g
Dilution:	1.0			Final Weight/Volume:	5 mL
Analysis Date:	06/27/2011 2206			Injection Volume:	1 uL
Prep Date:	06/23/2011 0859			Result Type:	PRIMARY

Analyte	DryWt Corrected: Y	Result (mg/Kg)	Qualifier	MDL	RL
Total Petroleum Hydrocarbons (C10-C32)		27	U	15	27

Surrogate	%Rec	Qualifier	Acceptance Limits
n-Nonane	39		10 - 110

Client: Tetra Tech NUS Inc

Job Number: 240-1028-1

Client Sample ID: **DR-TP-A46-06**

Lab Sample ID: 240-1028-3
Client Matrix: Solid
% Moisture: 17.8

Date Sampled: 06/10/2011 1240
Date Received: 06/11/2011 0945

8015C Nonhalogenated Organics using GC/FID -Modified (Diesel Range Organics)

Analysis Method:	8015C	Analysis Batch:	240-6219	Instrument ID:	A2HP14F
Prep Method:	3540C	Prep Batch:	240-5776	Initial Weight/Volume:	30.09 g
Dilution:	1.0			Final Weight/Volume:	5 mL
Analysis Date:	06/27/2011 2231			Injection Volume:	1 uL
Prep Date:	06/23/2011 0859			Result Type:	PRIMARY

Analyte	DryWt Corrected: Y	Result (mg/Kg)	Qualifier	MDL	RL
Total Petroleum Hydrocarbons (C10-C32)		20	U	11	20

Surrogate	%Rec	Qualifier	Acceptance Limits
n-Nonane	45		10 - 110

Client: Tetra Tech NUS Inc

Job Number: 240-1028-1

Client Sample ID: **DR-TP-A47-10**

Lab Sample ID: 240-1028-1
Client Matrix: Solid

% Moisture: 35.8

Date Sampled: 06/10/2011 1005
Date Received: 06/11/2011 0945

8015C Nonhalogenated Organics using GC/FID -Modified (Diesel Range Organics)

Analysis Method:	8015C	Analysis Batch:	240-6219	Instrument ID:	A2HP14F
Prep Method:	3540C	Prep Batch:	240-5776	Initial Weight/Volume:	30.10 g
Dilution:	1.0			Final Weight/Volume:	5 mL
Analysis Date:	06/27/2011 2142			Injection Volume:	1 uL
Prep Date:	06/23/2011 0859			Result Type:	PRIMARY

Analyte	DryWt Corrected: Y	Result (mg/Kg)	Qualifier	MDL	RL
Total Petroleum Hydrocarbons (C10-C32)		26	U	14	26

Surrogate	%Rec	Qualifier	Acceptance Limits
n-Nonane	50		10 - 110

Client: Tetra Tech NUS Inc

Job Number: 240-1028-1

Client Sample ID: **DR-TP-A48-04**

Lab Sample ID: 240-1028-4
Client Matrix: Solid
% Moisture: 54.1

Date Sampled: 06/10/2011 1450
Date Received: 06/11/2011 0945

8015C Nonhalogenated Organics using GC/FID -Modified (Diesel Range Organics)

Analysis Method:	8015C	Analysis Batch:	240-6219	Instrument ID:	A2HP14F
Prep Method:	3540C	Prep Batch:	240-5776	Initial Weight/Volume:	30.06 g
Dilution:	1.0			Final Weight/Volume:	5 mL
Analysis Date:	06/27/2011 2255			Injection Volume:	1 uL
Prep Date:	06/23/2011 0859			Result Type:	PRIMARY

Analyte	DryWt Corrected: Y	Result (mg/Kg)	Qualifier	MDL	RL
Total Petroleum Hydrocarbons (C10-C32)		48		20	36

Surrogate	%Rec	Qualifier	Acceptance Limits
n-Nonane	46		10 - 110

Appendix C

Support Documentation

HOLDTIM

PROJ_NO 03328

SDG	SORT	UNITS	NSAMPLE	LAB_ID	QC_TYPE	SAMP_DATE	EXTR_DATE	ANAL_DATE	SMP_EXTR	EXTR_ANL	SMP_ANL
240-1028-1	HG	MG/KG	DR-TP-A46-06	240-1028-3	NM	06/10/2011	07/01/2011	07/05/2011	21	4	25
240-1028-1	HG	MG/KG	DR-TP-A47-10	240-1028-1	NM	06/10/2011	07/01/2011	07/05/2011	21	4	25
240-1028-1	HG	MG/KG	DR-TP-A45-08	240-1028-2	NM	06/10/2011	07/01/2011	07/05/2011	21	4	25
240-1028-1	HG	MG/KG	DR-TP-A48-04	240-1028-4	NM	06/10/2011	07/01/2011	07/05/2011	21	4	25
240-1112-1	HG	MG/KG	DR-SB-34-02	240-1112-17	NM	06/14/2011	07/06/2011	07/08/2011	22	2	24
240-1112-1	HG	MG/KG	DR-SB-29-10	240-1112-8	NM	06/13/2011	07/06/2011	07/08/2011	23	2	25
240-1112-1	HG	MG/KG	DR-SB-30-02	240-1112-9	NM	06/14/2011	07/06/2011	07/08/2011	22	2	24
240-1112-1	HG	MG/KG	DR-SB-28-02	240-1112-5	NM	06/13/2011	07/06/2011	07/08/2011	23	2	25
240-1112-1	HG	MG/KG	DR-SB-28-10	240-1112-6	NM	06/13/2011	07/06/2011	07/08/2011	23	2	25
240-1112-1	HG	MG/KG	DR-SB-33-02	240-1112-15	NM	06/14/2011	07/06/2011	07/08/2011	22	2	24
240-1112-1	HG	MG/KG	DR-SB-32-12	240-1112-14	NM	06/14/2011	07/06/2011	07/08/2011	22	2	24
240-1112-1	HG	MG/KG	DR-SB-32-02	240-1112-13	NM	06/14/2011	07/06/2011	07/08/2011	22	2	24
240-1112-1	HG	MG/KG	DR-SB-27-02	240-1112-3	NM	06/13/2011	07/01/2011	07/05/2011	18	4	22
240-1112-1	HG	MG/KG	DR-SB-34-08	240-1112-18	NM	06/14/2011	07/06/2011	07/08/2011	22	2	24
240-1112-1	HG	MG/KG	DR-SB-31-02	240-1112-11	NM	06/14/2011	07/06/2011	07/08/2011	22	2	24
240-1112-1	HG	MG/KG	DR-SB-30-08	240-1112-10	NM	06/14/2011	07/06/2011	07/08/2011	22	2	24

SDG	SORT	UNITS	NSAMPLE	LAB_ID	QC_TYPE	SAMP_DATE	EXTR_DATE	ANAL_DATE	SMP_EXTR	EXTR_ANL	SMP_ANL
240-1112-1	HG	MG/KG	DR-SB-29-02	240-1112-7	NM	06/13/2011	07/06/2011	07/08/2011	23	2	25
240-1112-1	HG	MG/KG	DR-SB-35-10	240-1112-20	NM	06/14/2011	07/06/2011	07/08/2011	22	2	24
240-1112-1	HG	MG/KG	DR-SB-31-14	240-1112-12	NM	06/14/2011	07/06/2011	07/08/2011	22	2	24
240-1112-1	HG	MG/KG	DR-SB-27-10	240-1112-4	NM	06/13/2011	07/06/2011	07/08/2011	23	2	25
240-1112-1	HG	MG/KG	DR-SB-35-02	240-1112-19	NM	06/14/2011	07/06/2011	07/08/2011	22	2	24
240-1112-1	HG	MG/KG	DR-SB-33-12	240-1112-16	NM	06/14/2011	07/06/2011	07/08/2011	22	2	24
240-1112-1	HG	MG/KG	DR-SB-26-10	240-1112-2	NM	06/13/2011	07/01/2011	07/05/2011	18	4	22
240-1112-1	HG	MG/KG	DR-SB-26-02	240-1112-1	NM	06/13/2011	07/01/2011	07/05/2011	18	4	22
240-1564-1	HG	UG/L	MSA-MW-39S-062811	240-1564-1	NM	06/28/2011	07/12/2011	07/13/2011	14	1	15
240-1564-1	HG	UG/L	MSA-MW30I-062911	240-1591-2	NM	06/29/2011	07/12/2011	07/13/2011	13	1	14
240-1564-1	HG	UG/L	MSA-MW38S-062911	240-1591-1	NM	06/29/2011	07/12/2011	07/13/2011	13	1	14
240-1564-1	HG	UG/L	MSA-MW-35S-062811	240-1564-2	NM	06/28/2011	07/12/2011	07/13/2011	14	1	15
240-1564-1	HG	UG/L	MSA-MW-37S-062811	240-1564-3	NM	06/28/2011	07/12/2011	07/13/2011	14	1	15
240-1702-1	HG	UG/L	MSA-MW36S-070511	240-1702-1	NM	07/05/2011	07/14/2011	07/15/2011	9	1	10
240-1028-1	M	MG/KG	DR-TP-A48-04	240-1028-4	NM	06/10/2011	07/01/2011	07/08/2011	21	7	28
240-1028-1	M	MG/KG	DR-TP-A47-10	240-1028-1	NM	06/10/2011	07/01/2011	07/08/2011	21	7	28
240-1028-1	M	MG/KG	DR-TP-A46-06	240-1028-3	NM	06/10/2011	07/01/2011	07/08/2011	21	7	28
240-1028-1	M	MG/KG	DR-TP-A45-08	240-1028-2	NM	06/10/2011	07/01/2011	07/08/2011	21	7	28
240-1112-1	M	MG/KG	DR-SB-33-12	240-1112-16	NM	06/14/2011	07/05/2011	07/08/2011	21	3	24

SDG	SORT	UNITS	NSAMPLE	LAB_ID	QC_TYPE	SAMP_DATE	EXTR_DATE	ANAL_DATE	SMP_EXTR	EXTR_ANL	SMP_ANL
240-1112-1	M	MG/KG	DR-SB-33-12	240-1112-16	NM	06/14/2011	07/11/2011	07/14/2011	27	3	30
240-1112-1	M	MG/KG	DR-SB-27-02	240-1112-3	NM	06/13/2011	07/11/2011	07/14/2011	28	3	31
240-1112-1	M	MG/KG	DR-SB-26-10	240-1112-2	NM	06/13/2011	07/11/2011	07/14/2011	28	3	31
240-1112-1	M	MG/KG	DR-SB-26-10	240-1112-2	NM	06/13/2011	07/05/2011	07/08/2011	22	3	25
240-1112-1	M	MG/KG	DR-SB-27-02	240-1112-3	NM	06/13/2011	07/05/2011	07/08/2011	22	3	25
240-1112-1	M	MG/KG	DR-SB-29-10	240-1112-8	NM	06/13/2011	07/05/2011	07/08/2011	22	3	25
240-1112-1	M	MG/KG	DR-SB-31-14	240-1112-12	NM	06/14/2011	07/05/2011	07/08/2011	21	3	24
240-1112-1	M	MG/KG	DR-SB-31-02	240-1112-11	NM	06/14/2011	07/11/2011	07/14/2011	27	3	30
240-1112-1	M	MG/KG	DR-SB-32-02	240-1112-13	NM	06/14/2011	07/05/2011	07/08/2011	21	3	24
240-1112-1	M	MG/KG	DR-SB-31-02	240-1112-11	NM	06/14/2011	07/05/2011	07/08/2011	21	3	24
240-1112-1	M	MG/KG	DR-SB-30-08	240-1112-10	NM	06/14/2011	07/05/2011	07/08/2011	21	3	24
240-1112-1	M	MG/KG	DR-SB-32-02	240-1112-13	NM	06/14/2011	07/11/2011	07/14/2011	27	3	30
240-1112-1	M	MG/KG	DR-SB-33-02	240-1112-15	NM	06/14/2011	07/05/2011	07/08/2011	21	3	24
240-1112-1	M	MG/KG	DR-SB-30-02	240-1112-9	NM	06/14/2011	07/05/2011	07/08/2011	21	3	24
240-1112-1	M	MG/KG	DR-SB-27-10	240-1112-4	NM	06/13/2011	07/05/2011	07/08/2011	22	3	25
240-1112-1	M	MG/KG	DR-SB-32-12	240-1112-14	NM	06/14/2011	07/05/2011	07/08/2011	21	3	24
240-1112-1	M	MG/KG	DR-SB-29-02	240-1112-7	NM	06/13/2011	07/11/2011	07/15/2011	28	4	32
240-1112-1	M	MG/KG	DR-SB-29-02	240-1112-7	NM	06/13/2011	07/05/2011	07/08/2011	22	3	25
240-1112-1	M	MG/KG	DR-SB-28-10	240-1112-6	NM	06/13/2011	07/05/2011	07/08/2011	22	3	25

SDG	SORT	UNITS	NSAMPLE	LAB_ID	QC_TYPE	SAMP_DATE	EXTR_DATE	ANAL_DATE	SMP_EXTR	EXTR_ANL	SMP_ANL
240-1112-1	M	MG/KG	DR-SB-28-02	240-1112-5	NM	06/13/2011	07/11/2011	07/14/2011	28	3	31
240-1112-1	M	MG/KG	DR-SB-33-02	240-1112-15	NM	06/14/2011	07/11/2011	07/14/2011	27	3	30
240-1112-1	M	MG/KG	DR-SB-30-02	240-1112-9	NM	06/14/2011	07/11/2011	07/14/2011	27	3	30
240-1112-1	M	MG/KG	DR-SB-26-02	240-1112-1	NM	06/13/2011	07/11/2011	07/14/2011	28	3	31
240-1112-1	M	MG/KG	DR-SB-28-02	240-1112-5	NM	06/13/2011	07/05/2011	07/08/2011	22	3	25
240-1112-1	M	MG/KG	DR-SB-34-08	240-1112-18	NM	06/14/2011	07/13/2011	07/15/2011	29	2	31
240-1112-1	M	MG/KG	DR-SB-34-02	240-1112-17	NM	06/14/2011	07/11/2011	07/14/2011	27	3	30
240-1112-1	M	MG/KG	DR-SB-34-02	240-1112-17	NM	06/14/2011	07/05/2011	07/08/2011	21	3	24
240-1112-1	M	MG/KG	DR-SB-35-10	240-1112-20	NM	06/14/2011	07/13/2011	07/15/2011	29	2	31
240-1112-1	M	MG/KG	DR-SB-26-02	240-1112-1	NM	06/13/2011	07/05/2011	07/08/2011	22	3	25
240-1112-1	M	MG/KG	DR-SB-35-02	240-1112-19	NM	06/14/2011	07/13/2011	07/15/2011	29	2	31
240-1564-1	M	UG/L	MSA-MW38S-062911	240-1591-1	NM	06/29/2011	07/12/2011	08/04/2011	13	23	36
240-1564-1	M	UG/L	MSA-MW-35S-062811	240-1564-2	NM	06/28/2011	07/12/2011	08/04/2011	14	23	37
240-1564-1	M	UG/L	MSA-MW30I-062911	240-1591-2	NM	06/29/2011	07/12/2011	08/04/2011	13	23	36
240-1564-1	M	UG/L	MSA-MW-39S-062811	240-1564-1	NM	06/28/2011	07/12/2011	08/04/2011	14	23	37
240-1564-1	M	UG/L	MSA-MW-37S-062811	240-1564-3	NM	06/28/2011	07/12/2011	08/04/2011	14	23	37
240-1702-1	M	UG/L	MSA-MW36S-070511	240-1702-1	NM	07/05/2011	07/13/2011	07/30/2011	8	17	25
240-1702-1	M	UG/L	MSA-MW36S-070511	240-1702-1	NM	07/05/2011	07/13/2011	08/04/2011	8	22	30
240-1564-1	HGF	UG/L	MSA-MW-39S-062811	240-1564-1	NM	06/28/2011	07/12/2011	07/13/2011	14	1	15

SDG	SORT	UNITS	NSAMPLE	LAB_ID	QC_TYPE	SAMP_DATE	EXTR_DATE	ANAL_DATE	SMP_EXTR	EXTR_ANL	SMP_ANL
240-1564-1	HGF	UG/L	MSA-MW38S-062911	240-1591-1	NM	06/29/2011	07/12/2011	07/13/2011	13	1	14
240-1564-1	HGF	UG/L	MSA-MW-37S-062811	240-1564-3	NM	06/28/2011	07/12/2011	07/13/2011	14	1	15
240-1564-1	HGF	UG/L	MSA-MW-35S-062811	240-1564-2	NM	06/28/2011	07/12/2011	07/13/2011	14	1	15
240-1564-1	HGF	UG/L	MSA-MW30I-062911	240-1591-2	NM	06/29/2011	07/12/2011	07/13/2011	13	1	14
240-1702-1	HGF	UG/L	MSA-MW36S-070511	240-1702-1	NM	07/05/2011	07/14/2011	07/15/2011	9	1	10
240-1564-1	MF	UG/L	MSA-MW-39S-062811	240-1564-1	NM	06/28/2011	07/12/2011	08/04/2011	14	23	37
240-1564-1	MF	UG/L	MSA-MW-35S-062811	240-1564-2	NM	06/28/2011	07/12/2011	08/04/2011	14	23	37
240-1564-1	MF	UG/L	MSA-MW30I-062911	240-1591-2	NM	06/29/2011	07/13/2011	08/04/2011	14	22	36
240-1564-1	MF	UG/L	MSA-MW-37S-062811	240-1564-3	NM	06/28/2011	07/12/2011	08/04/2011	14	23	37
240-1564-1	MF	UG/L	MSA-MW38S-062911	240-1591-1	NM	06/29/2011	07/13/2011	08/04/2011	14	22	36
240-1702-1	MF	UG/L	MSA-MW36S-070511	240-1702-1	NM	07/05/2011	07/13/2011	08/04/2011	8	22	30
240-1702-1	MF	UG/L	MSA-MW36S-070511	240-1702-1	NM	07/05/2011	07/13/2011	07/30/2011	8	17	25
240-1564-1	PCL	UG/L	MSA-MW38S-062911	240-1591-1	NM	06/29/2011	07/19/2011	07/19/2011	20	0	20
240-1564-1	PCL	UG/L	MSA-MW30I-062911	240-1591-2	NM	06/29/2011	07/19/2011	07/19/2011	20	0	20
240-1564-1	PCL	UG/L	MSA-MW-35S-062811	240-1564-2	NM	06/28/2011	07/19/2011	07/19/2011	21	0	21
240-1564-1	PCL	UG/L	MSA-MW-39S-062811	240-1564-1	NM	06/28/2011	07/19/2011	07/19/2011	21	0	21
240-1564-1	PCL	UG/L	MSA-MW-37S-062811	240-1564-3	NM	06/28/2011	07/19/2011	07/19/2011	21	0	21
240-1702-1	PCL	UG/L	MSA-MW36S-070511	240-1702-1	NM	07/05/2011	07/19/2011	07/19/2011	14	0	14
240-1028-1	OS	UG/KG	DR-TP-A45-08	240-1028-2	NM	06/10/2011	06/23/2011	07/07/2011	13	14	27

SDG	SORT	UNITS	NSAMPLE	LAB_ID	QC_TYPE	SAMP_DATE	EXTR_DATE	ANAL_DATE	SMP_EXTR	EXTR_ANL	SMP_ANL
240-1028-1	OS	UG/KG	DR-TP-A47-10	240-1028-1	NM	06/10/2011	06/23/2011	07/07/2011	13	14	27
240-1028-1	OS	UG/KG	DR-TP-A48-04	240-1028-4	NM	06/10/2011	06/23/2011	07/07/2011	13	14	27
240-1028-1	OS	UG/KG	DR-TP-A46-06	240-1028-3	NM	06/10/2011	06/23/2011	07/07/2011	13	14	27
240-1112-1	OS	UG/KG	DR-SB-28-02	240-1112-5	NM	06/13/2011	06/25/2011	07/13/2011	12	18	30
240-1112-1	OS	UG/KG	DR-SB-28-10	240-1112-6	NM	06/13/2011	06/25/2011	07/18/2011	12	23	35
240-1112-1	OS	UG/KG	DR-SB-31-14	240-1112-12	NM	06/14/2011	06/25/2011	07/18/2011	11	23	34
240-1112-1	OS	UG/KG	DR-SB-33-02	240-1112-15	NM	06/14/2011	06/27/2011	07/06/2011	13	9	22
240-1112-1	OS	UG/KG	DR-SB-31-02	240-1112-11	NM	06/14/2011	06/25/2011	07/18/2011	11	23	34
240-1112-1	OS	UG/KG	DR-SB-30-08	240-1112-10	NM	06/14/2011	06/25/2011	07/18/2011	11	23	34
240-1112-1	OS	UG/KG	DR-SB-26-02	240-1112-1	NM	06/13/2011	06/24/2011	07/13/2011	11	19	30
240-1112-1	OS	UG/KG	DR-SB-27-10	240-1112-4	NM	06/13/2011	06/25/2011	07/18/2011	12	23	35
240-1112-1	OS	UG/KG	DR-SB-29-02	240-1112-7	NM	06/13/2011	06/25/2011	07/13/2011	12	18	30
240-1112-1	OS	UG/KG	DR-SB-27-02	240-1112-3	NM	06/13/2011	06/25/2011	07/13/2011	12	18	30
240-1112-1	OS	UG/KG	DR-SB-30-02	240-1112-9	NM	06/14/2011	06/25/2011	07/18/2011	11	23	34
240-1112-1	OS	UG/KG	DR-SB-29-10	240-1112-8	NM	06/13/2011	06/25/2011	07/18/2011	12	23	35
240-1112-1	OS	UG/KG	DR-SB-26-10	240-1112-2	NM	06/13/2011	06/24/2011	07/13/2011	11	19	30
240-1112-1	OS	UG/KG	DR-SB-32-12	240-1112-14	NM	06/14/2011	06/25/2011	07/18/2011	11	23	34
240-1112-1	OS	UG/KG	DR-SB-32-02	240-1112-13	NM	06/14/2011	06/25/2011	07/18/2011	11	23	34
240-1112-1	OS	UG/KG	DR-SB-33-12	240-1112-16	NM	06/14/2011	06/27/2011	07/06/2011	13	9	22

SDG	SORT	UNITS	NSAMPLE	LAB_ID	QC_TYPE	SAMP_DATE	EXTR_DATE	ANAL_DATE	SMP_EXTR	EXTR_ANL	SMP_ANL
240-1112-1	OS	UG/KG	DR-SB-34-02	240-1112-17	NM	06/14/2011	06/27/2011	07/06/2011	13	9	22
240-1112-1	OS	UG/KG	DR-SB-34-08	240-1112-18	NM	06/14/2011	06/27/2011	07/03/2011	13	6	19
240-1112-1	OS	UG/KG	DR-SB-35-02	240-1112-19	NM	06/14/2011	06/27/2011	07/03/2011	13	6	19
240-1112-1	OS	UG/KG	DR-SB-35-10	240-1112-20	NM	06/14/2011	06/27/2011	07/03/2011	13	6	19
240-1564-1	OS	UG/L	MSA-MW38S-062911	240-1591-1	NM	06/29/2011	07/01/2011	07/16/2011	2	15	17
240-1564-1	OS	UG/L	MSA-MW-39S-062811	240-1564-1	NM	06/28/2011	07/02/2011	07/17/2011	4	15	19
240-1564-1	OS	UG/L	MSA-MW-37S-062811	240-1564-3	NM	06/28/2011	07/02/2011	07/17/2011	4	15	19
240-1564-1	OS	UG/L	MSA-MW-35S-062811	240-1564-2	NM	06/28/2011	07/02/2011	07/17/2011	4	15	19
240-1564-1	OS	UG/L	MSA-MW30I-062911	240-1591-2	NM	06/29/2011	07/01/2011	07/21/2011	2	20	22
240-1702-1	OS	UG/L	MSA-MW36S-070511	240-1702-1	NM	07/05/2011	07/08/2011	07/23/2011	3	15	18
240-1028-1	OV	UG/KG	DR-TP-A45-08	240-1028-2	NM	06/11/2011	06/11/2011	06/21/2011	0	10	10
240-1028-1	OV	UG/KG	DR-TP-A46-06	240-1028-3	NM	06/11/2011	06/11/2011	06/21/2011	0	10	10
240-1028-1	OV	UG/KG	DR-TP-A47-10	240-1028-1	NM	06/11/2011	06/11/2011	06/21/2011	0	10	10
240-1028-1	OV	UG/KG	DR-TP-A48-04	240-1028-4	NM	06/11/2011	06/11/2011	06/21/2011	0	10	10
240-1112-1	OV	UG/KG	DR-SB-33-02	240-1112-15	NM	06/15/2011	06/15/2011	06/27/2011	0	12	12
240-1112-1	OV	UG/KG	DR-SB-29-10	240-1112-8	NM	06/15/2011	06/15/2011	06/27/2011	0	12	12
240-1112-1	OV	UG/KG	DR-SB-34-02	240-1112-17	NM	06/15/2011	06/15/2011	06/27/2011	0	12	12
240-1112-1	OV	UG/KG	DR-SB-27-02	240-1112-3	NM	06/15/2011	06/15/2011	06/27/2011	0	12	12
240-1112-1	OV	UG/KG	DR-SB-26-02	240-1112-1	NM	06/15/2011	06/15/2011	06/27/2011	0	12	12

SDG	SORT	UNITS	NSAMPLE	LAB_ID	QC_TYPE	SAMP_DATE	EXTR_DATE	ANAL_DATE	SMP_EXTR	EXTR_ANL	SMP_ANL
240-1112-1	OV	UG/KG	DR-SB-32-12	240-1112-14	NM	06/15/2011	06/15/2011	06/27/2011	0	12	12
240-1112-1	OV	UG/KG	DR-SB-34-08	240-1112-18	NM	06/15/2011	06/15/2011	06/27/2011	0	12	12
240-1112-1	OV	UG/KG	DR-SB-29-02	240-1112-7	NM	06/15/2011	06/15/2011	06/27/2011	0	12	12
240-1112-1	OV	UG/KG	DR-SB-30-08	240-1112-10	NM	06/15/2011	06/15/2011	06/27/2011	0	12	12
240-1112-1	OV	UG/KG	DR-SB-26-10	240-1112-2	NM	06/15/2011	06/15/2011	06/27/2011	0	12	12
240-1112-1	OV	UG/KG	DR-SB-35-02	240-1112-19	NM	06/15/2011	06/15/2011	06/27/2011	0	12	12
240-1112-1	OV	UG/KG	DR-SB-30-02	240-1112-9	NM	06/15/2011	06/15/2011	06/27/2011	0	12	12
240-1112-1	OV	UG/KG	DR-SB-31-02	240-1112-11	NM	06/15/2011	06/15/2011	06/27/2011	0	12	12
240-1112-1	OV	UG/KG	DR-SB-28-02	240-1112-5	NM	06/15/2011	06/15/2011	06/27/2011	0	12	12
240-1112-1	OV	UG/KG	DR-SB-27-10	240-1112-4	NM	06/23/2011	06/23/2011	06/27/2011	0	4	4
240-1112-1	OV	UG/KG	DR-SB-32-02	240-1112-13	NM	06/15/2011	06/15/2011	06/27/2011	0	12	12
240-1112-1	OV	UG/KG	DR-SB-33-12	240-1112-16	NM	06/15/2011	06/15/2011	06/27/2011	0	12	12
240-1112-1	OV	UG/KG	DR-SB-31-14	240-1112-12	NM	06/23/2011	06/23/2011	06/27/2011	0	4	4
240-1112-1	OV	UG/KG	DR-SB-28-10	240-1112-6	NM	06/15/2011	06/15/2011	06/27/2011	0	12	12
240-1112-1	OV	UG/KG	DR-SB-35-10	240-1112-20	NM	06/15/2011	06/15/2011	06/28/2011	0	13	13
240-1564-1	OV	UG/L	TB-062911	240-1591-3	NM	06/29/2011	07/07/2011	07/07/2011	8	0	8
240-1564-1	OV	UG/L	TB-062911	240-1591-3	TB	06/29/2011	07/07/2011	07/07/2011	8	0	8
240-1564-1	OV	UG/L	TB-062811	240-1564-4	NM	06/28/2011	07/06/2011	07/06/2011	8	0	8
240-1564-1	OV	UG/L	MSA-MW38S-062911	240-1591-1	NM	06/29/2011	07/06/2011	07/06/2011	7	0	7

SDG	SORT	UNITS	NSAMPLE	LAB_ID	QC_TYPE	SAMP_DATE	EXTR_DATE	ANAL_DATE	SMP_EXTR	EXTR_ANL	SMP_ANL
240-1564-1	OV	UG/L	MSA-MW-39S-062811	240-1564-1	NM	06/28/2011	07/06/2011	07/06/2011	8	0	8
240-1564-1	OV	UG/L	MSA-MW30I-062911	240-1591-2	NM	06/29/2011	07/06/2011	07/06/2011	7	0	7
240-1564-1	OV	UG/L	MSA-MW-37S-062811	240-1564-3	NM	06/28/2011	07/06/2011	07/06/2011	8	0	8
240-1564-1	OV	UG/L	MSA-MW-35S-062811	240-1564-2	NM	06/28/2011	07/06/2011	07/06/2011	8	0	8
240-1702-1	OV	UG/L	MSA-MW36S-070511	240-1702-1	NM	07/05/2011	07/18/2011	07/18/2011	13	0	13
240-1702-1	OV	UG/L	TB-070511	240-1702-2	NM	07/05/2011	07/12/2011	07/12/2011	7	0	7
240-1028-1	PCB	UG/KG	DR-TP-A45-08	240-1028-2	NM	06/10/2011	06/24/2011	06/28/2011	14	4	18
240-1028-1	PCB	UG/KG	DR-TP-A46-06	240-1028-3	NM	06/10/2011	06/24/2011	06/28/2011	14	4	18
240-1028-1	PCB	UG/KG	DR-TP-A47-10	240-1028-1	NM	06/10/2011	06/24/2011	06/28/2011	14	4	18
240-1028-1	PCB	UG/KG	DR-TP-A48-04	240-1028-4	NM	06/10/2011	06/24/2011	06/28/2011	14	4	18
240-1112-1	PCB	UG/KG	DR-SB-26-10	240-1112-2	NM	06/13/2011	06/24/2011	07/01/2011	11	7	18
240-1112-1	PCB	UG/KG	DR-SB-27-02	240-1112-3	NM	06/13/2011	06/24/2011	07/01/2011	11	7	18
240-1112-1	PCB	UG/KG	DR-SB-27-10	240-1112-4	NM	06/13/2011	06/24/2011	07/01/2011	11	7	18
240-1112-1	PCB	UG/KG	DR-SB-26-02	240-1112-1	NM	06/13/2011	06/24/2011	07/01/2011	11	7	18
240-1112-1	PCB	UG/KG	DR-SB-32-02	240-1112-13	NM	06/14/2011	06/24/2011	07/02/2011	10	8	18
240-1112-1	PCB	UG/KG	DR-SB-31-14	240-1112-12	NM	06/14/2011	06/24/2011	07/02/2011	10	8	18
240-1112-1	PCB	UG/KG	DR-SB-28-02	240-1112-5	NM	06/13/2011	06/24/2011	07/01/2011	11	7	18
240-1112-1	PCB	UG/KG	DR-SB-35-10	240-1112-20	NM	06/14/2011	06/24/2011	07/02/2011	10	8	18
240-1112-1	PCB	UG/KG	DR-SB-29-10	240-1112-8	NM	06/13/2011	06/24/2011	07/02/2011	11	8	19

SDG	SORT	UNITS	NSAMPLE	LAB_ID	QC_TYPE	SAMP_DATE	EXTR_DATE	ANAL_DATE	SMP_EXTR	EXTR_ANL	SMP_ANL
240-1112-1	PCB	UG/KG	DR-SB-35-02	240-1112-19	NM	06/14/2011	06/24/2011	07/02/2011	10	8	18
240-1112-1	PCB	UG/KG	DR-SB-34-08	240-1112-18	NM	06/14/2011	06/24/2011	07/02/2011	10	8	18
240-1112-1	PCB	UG/KG	DR-SB-30-08	240-1112-10	NM	06/14/2011	06/24/2011	07/02/2011	10	8	18
240-1112-1	PCB	UG/KG	DR-SB-31-02	240-1112-11	NM	06/14/2011	06/24/2011	07/02/2011	10	8	18
240-1112-1	PCB	UG/KG	DR-SB-30-02	240-1112-9	NM	06/14/2011	06/24/2011	07/02/2011	10	8	18
240-1112-1	PCB	UG/KG	DR-SB-29-02	240-1112-7	NM	06/13/2011	06/24/2011	07/02/2011	11	8	19
240-1112-1	PCB	UG/KG	DR-SB-33-12	240-1112-16	NM	06/14/2011	06/24/2011	07/02/2011	10	8	18
240-1112-1	PCB	UG/KG	DR-SB-34-02	240-1112-17	NM	06/14/2011	06/24/2011	07/02/2011	10	8	18
240-1112-1	PCB	UG/KG	DR-SB-33-02	240-1112-15	NM	06/14/2011	06/24/2011	07/02/2011	10	8	18
240-1112-1	PCB	UG/KG	DR-SB-28-10	240-1112-6	NM	06/13/2011	06/24/2011	07/02/2011	11	8	19
240-1112-1	PCB	UG/KG	DR-SB-32-12	240-1112-14	NM	06/14/2011	06/24/2011	07/02/2011	10	8	18
240-1028-1	DRO	MG/KG	DR-TP-A48-04	240-1028-4	NM	06/10/2011	06/23/2011	06/27/2011	13	4	17
240-1028-1	DRO	MG/KG	DR-TP-A47-10	240-1028-1	NM	06/10/2011	06/23/2011	06/27/2011	13	4	17
240-1028-1	DRO	MG/KG	DR-TP-A46-06	240-1028-3	NM	06/10/2011	06/23/2011	06/27/2011	13	4	17
240-1028-1	DRO	MG/KG	DR-TP-A45-08	240-1028-2	NM	06/10/2011	06/23/2011	06/27/2011	13	4	17
240-1112-1	DRO	MG/KG	DR-SB-29-02	240-1112-7	NM	06/13/2011	06/24/2011	06/28/2011	11	4	15
240-1112-1	DRO	MG/KG	DR-SB-29-10	240-1112-8	NM	06/13/2011	06/24/2011	06/27/2011	11	3	14
240-1112-1	DRO	MG/KG	DR-SB-34-08	240-1112-18	NM	06/14/2011	06/27/2011	06/30/2011	13	3	16
240-1112-1	DRO	MG/KG	DR-SB-34-02	240-1112-17	NM	06/14/2011	06/27/2011	07/01/2011	13	4	17

SDG	SORT	UNITS	NSAMPLE	LAB_ID	QC_TYPE	SAMP_DATE	EXTR_DATE	ANAL_DATE	SMP_EXTR	EXTR_ANL	SMP_ANL
240-1112-1	DRO	MG/KG	DR-SB-33-12	240-1112-16	NM	06/14/2011	06/27/2011	06/30/2011	13	3	16
240-1112-1	DRO	MG/KG	DR-SB-30-08	240-1112-10	NM	06/14/2011	06/27/2011	06/30/2011	13	3	16
240-1112-1	DRO	MG/KG	DR-SB-33-02	240-1112-15	NM	06/14/2011	06/27/2011	06/30/2011	13	3	16
240-1112-1	DRO	MG/KG	DR-SB-31-02	240-1112-11	NM	06/14/2011	06/27/2011	07/01/2011	13	4	17
240-1112-1	DRO	MG/KG	DR-SB-31-14	240-1112-12	NM	06/14/2011	06/27/2011	06/30/2011	13	3	16
240-1112-1	DRO	MG/KG	DR-SB-32-12	240-1112-14	NM	06/14/2011	06/27/2011	06/30/2011	13	3	16
240-1112-1	DRO	MG/KG	DR-SB-30-02	240-1112-9	NM	06/14/2011	06/27/2011	06/30/2011	13	3	16
240-1112-1	DRO	MG/KG	DR-SB-26-10	240-1112-2	NM	06/13/2011	06/24/2011	06/27/2011	11	3	14
240-1112-1	DRO	MG/KG	DR-SB-35-02	240-1112-19	NM	06/14/2011	06/27/2011	07/01/2011	13	4	17
240-1112-1	DRO	MG/KG	DR-SB-26-02	240-1112-1	NM	06/13/2011	06/24/2011	06/27/2011	11	3	14
240-1112-1	DRO	MG/KG	DR-SB-32-02	240-1112-13	NM	06/14/2011	06/27/2011	07/01/2011	13	4	17
240-1112-1	DRO	MG/KG	DR-SB-27-02	240-1112-3	NM	06/13/2011	06/24/2011	06/28/2011	11	4	15
240-1112-1	DRO	MG/KG	DR-SB-27-10	240-1112-4	NM	06/13/2011	06/24/2011	06/27/2011	11	3	14
240-1112-1	DRO	MG/KG	DR-SB-28-02	240-1112-5	NM	06/13/2011	06/24/2011	06/27/2011	11	3	14
240-1112-1	DRO	MG/KG	DR-SB-35-10	240-1112-20	NM	06/14/2011	06/27/2011	06/30/2011	13	3	16
240-1112-1	DRO	MG/KG	DR-SB-28-10	240-1112-6	NM	06/13/2011	06/24/2011	06/27/2011	11	3	14
240-1564-1	DRO	UG/L	MSA-MW-37S-062811	240-1564-3	NM	06/28/2011	06/30/2011	07/05/2011	2	5	7
240-1564-1	DRO	UG/L	MSA-MW30I-062911	240-1591-2	NM	06/29/2011	07/01/2011	07/05/2011	2	4	6
240-1564-1	DRO	UG/L	MSA-MW-39S-062811	240-1564-1	NM	06/28/2011	06/30/2011	07/05/2011	2	5	7

SDG	SORT	UNITS	NSAMPLE	LAB_ID	QC_TYPE	SAMP_DATE	EXTR_DATE	ANAL_DATE	SMP_EXTR	EXTR_ANL	SMP_ANL
240-1564-1	DRO	UG/L	MSA-MW38S-062911	240-1591-1	NM	06/29/2011	07/01/2011	07/05/2011	2	4	6
240-1564-1	DRO	UG/L	MSA-MW-35S-062811	240-1564-2	NM	06/28/2011	06/30/2011	07/05/2011	2	5	7
240-1702-1	DRO	UG/L	MSA-MW36S-070511	240-1702-1	NM	07/05/2011	07/07/2011	07/11/2011	2	4	6
240-1028-1	GRO	UG/KG	DR-TP-A45-08	240-1028-2	NM	06/10/2011	06/18/2011	06/18/2011	8	0	8
240-1028-1	GRO	UG/KG	DR-TP-A46-06	240-1028-3	NM	06/10/2011	06/18/2011	06/18/2011	8	0	8
240-1028-1	GRO	UG/KG	DR-TP-A47-10	240-1028-1	NM	06/10/2011	06/18/2011	06/18/2011	8	0	8
240-1028-1	GRO	UG/KG	DR-TP-A48-04	240-1028-4	NM	06/10/2011	06/18/2011	06/18/2011	8	0	8
240-1112-1	GRO	UG/KG	DR-SB-35-10	240-1112-20	NM	06/14/2011	06/23/2011	06/23/2011	9	0	9
240-1112-1	GRO	UG/KG	DR-SB-33-02	240-1112-15	NM	06/14/2011	06/23/2011	06/23/2011	9	0	9
240-1112-1	GRO	UG/KG	DR-SB-34-08	240-1112-18	NM	06/14/2011	06/23/2011	06/23/2011	9	0	9
240-1112-1	GRO	UG/KG	DR-SB-35-02	240-1112-19	NM	06/14/2011	06/23/2011	06/23/2011	9	0	9
240-1112-1	GRO	UG/KG	DR-SB-34-02	240-1112-17	NM	06/14/2011	06/23/2011	06/23/2011	9	0	9
240-1112-1	GRO	UG/KG	DR-SB-28-10	240-1112-6	NM	06/13/2011	06/22/2011	06/22/2011	9	0	9
240-1112-1	GRO	UG/KG	DR-SB-32-12	240-1112-14	NM	06/14/2011	06/23/2011	06/23/2011	9	0	9
240-1112-1	GRO	UG/KG	DR-SB-33-12	240-1112-16	NM	06/14/2011	06/23/2011	06/23/2011	9	0	9
240-1112-1	GRO	UG/KG	DR-SB-26-10	240-1112-2	NM	06/13/2011	06/22/2011	06/22/2011	9	0	9
240-1112-1	GRO	UG/KG	DR-SB-28-02	240-1112-5	NM	06/13/2011	06/22/2011	06/22/2011	9	0	9
240-1112-1	GRO	UG/KG	DR-SB-30-02	240-1112-9	NM	06/14/2011	06/23/2011	06/23/2011	9	0	9
240-1112-1	GRO	UG/KG	DR-SB-31-02	240-1112-11	NM	06/14/2011	06/23/2011	06/23/2011	9	0	9

SDG	SORT	UNITS	NSAMPLE	LAB_ID	QC_TYPE	SAMP_DATE	EXTR_DATE	ANAL_DATE	SMP_EXTR	EXTR_ANL	SMP_ANL
240-1112-1	GRO	UG/KG	DR-SB-26-02	240-1112-1	NM	06/13/2011	06/22/2011	06/22/2011	9	0	9
240-1112-1	GRO	UG/KG	DR-SB-27-10	240-1112-4	NM	06/13/2011	06/22/2011	06/22/2011	9	0	9
240-1112-1	GRO	UG/KG	DR-SB-31-14	240-1112-12	NM	06/13/2011	06/13/2011	06/22/2011	0	9	9
240-1112-1	GRO	UG/KG	DR-SB-32-02	240-1112-13	NM	06/14/2011	06/23/2011	06/23/2011	9	0	9
240-1112-1	GRO	UG/KG	DR-SB-30-08	240-1112-10	NM	06/14/2011	06/23/2011	06/23/2011	9	0	9
240-1112-1	GRO	UG/KG	DR-SB-27-02	240-1112-3	NM	06/13/2011	06/22/2011	06/22/2011	9	0	9
240-1112-1	GRO	UG/KG	DR-SB-29-10	240-1112-8	NM	06/13/2011	06/23/2011	06/23/2011	10	0	10
240-1112-1	GRO	UG/KG	DR-SB-29-02	240-1112-7	NM	06/13/2011	06/13/2011	06/22/2011	0	9	9
240-1564-1	GRO	UG/L	MSA-MW30I-062911	240-1591-2	NM	06/29/2011	07/07/2011	07/07/2011	8	0	8
240-1564-1	GRO	UG/L	MSA-MW-35S-062811	240-1564-2	NM	06/28/2011	07/04/2011	07/04/2011	6	0	6
240-1564-1	GRO	UG/L	MSA-MW38S-062911	240-1591-1	NM	06/29/2011	07/04/2011	07/04/2011	5	0	5
240-1564-1	GRO	UG/L	MSA-MW-39S-062811	240-1564-1	NM	06/28/2011	07/04/2011	07/04/2011	6	0	6
240-1564-1	GRO	UG/L	MSA-MW-37S-062811	240-1564-3	NM	06/28/2011	07/04/2011	07/04/2011	6	0	6
240-1702-1	GRO	UG/L	MSA-MW36S-070511	240-1702-1	NM	07/05/2011	07/14/2011	07/14/2011	9	0	9
240-1028-1	TPH	MG/KG	DR-TP-A48-04	240-1028-4	NM	06/10/2011	06/23/2011	06/27/2011	13	4	17
240-1028-1	TPH	MG/KG	DR-TP-A47-10	240-1028-1	NM	06/10/2011	06/23/2011	06/27/2011	13	4	17
240-1028-1	TPH	MG/KG	DR-TP-A45-08	240-1028-2	NM	06/10/2011	06/23/2011	06/27/2011	13	4	17
240-1028-1	TPH	MG/KG	DR-TP-A46-06	240-1028-3	NM	06/10/2011	06/23/2011	06/27/2011	13	4	17
240-1112-1	TPH	MG/KG	DR-SB-35-02	240-1112-19	NM	06/14/2011	06/27/2011	07/01/2011	13	4	17

SDG	SORT	UNITS	NSAMPLE	LAB_ID	QC_TYPE	SAMP_DATE	EXTR_DATE	ANAL_DATE	SMP_EXTR	EXTR_ANL	SMP_ANL
240-1112-1	TPH	MG/KG	DR-SB-28-02	240-1112-5	NM	06/13/2011	06/24/2011	06/27/2011	11	3	14
240-1112-1	TPH	MG/KG	DR-SB-35-10	240-1112-20	NM	06/14/2011	06/27/2011	06/30/2011	13	3	16
240-1112-1	TPH	MG/KG	DR-SB-26-02	240-1112-1	NM	06/13/2011	06/24/2011	06/27/2011	11	3	14
240-1112-1	TPH	MG/KG	DR-SB-27-02	240-1112-3	NM	06/13/2011	06/24/2011	06/28/2011	11	4	15
240-1112-1	TPH	MG/KG	DR-SB-32-02	240-1112-13	NM	06/14/2011	06/27/2011	07/01/2011	13	4	17
240-1112-1	TPH	MG/KG	DR-SB-26-10	240-1112-2	NM	06/13/2011	06/24/2011	06/27/2011	11	3	14
240-1112-1	TPH	MG/KG	DR-SB-27-10	240-1112-4	NM	06/13/2011	06/24/2011	06/27/2011	11	3	14
240-1112-1	TPH	MG/KG	DR-SB-34-02	240-1112-17	NM	06/14/2011	06/27/2011	07/01/2011	13	4	17
240-1112-1	TPH	MG/KG	DR-SB-30-08	240-1112-10	NM	06/14/2011	06/27/2011	06/30/2011	13	3	16
240-1112-1	TPH	MG/KG	DR-SB-33-12	240-1112-16	NM	06/14/2011	06/27/2011	06/30/2011	13	3	16
240-1112-1	TPH	MG/KG	DR-SB-31-02	240-1112-11	NM	06/14/2011	06/27/2011	07/01/2011	13	4	17
240-1112-1	TPH	MG/KG	DR-SB-29-10	240-1112-8	NM	06/13/2011	06/24/2011	06/27/2011	11	3	14
240-1112-1	TPH	MG/KG	DR-SB-33-02	240-1112-15	NM	06/14/2011	06/27/2011	06/30/2011	13	3	16
240-1112-1	TPH	MG/KG	DR-SB-32-12	240-1112-14	NM	06/14/2011	06/27/2011	06/30/2011	13	3	16
240-1112-1	TPH	MG/KG	DR-SB-30-02	240-1112-9	NM	06/14/2011	06/27/2011	06/30/2011	13	3	16
240-1112-1	TPH	MG/KG	DR-SB-31-14	240-1112-12	NM	06/14/2011	06/27/2011	06/30/2011	13	3	16
240-1112-1	TPH	MG/KG	DR-SB-29-02	240-1112-7	NM	06/13/2011	06/24/2011	06/28/2011	11	4	15
240-1112-1	TPH	MG/KG	DR-SB-28-10	240-1112-6	NM	06/13/2011	06/24/2011	06/27/2011	11	3	14
240-1112-1	TPH	MG/KG	DR-SB-34-08	240-1112-18	NM	06/14/2011	06/27/2011	06/30/2011	13	3	16

SDG	SORT	UNITS	NSAMPLE	LAB_ID	QC_TYPE	SAMP_DATE	EXTR_DATE	ANAL_DATE	SMP_EXTR	EXTR_ANL	SMP_ANL
240-1028-1	TPH	UG/KG	DR-TP-A48-04	240-1028-4	NM	06/10/2011	06/18/2011	06/18/2011	8	0	8
240-1028-1	TPH	UG/KG	DR-TP-A45-08	240-1028-2	NM	06/10/2011	06/18/2011	06/18/2011	8	0	8
240-1028-1	TPH	UG/KG	DR-TP-A47-10	240-1028-1	NM	06/10/2011	06/18/2011	06/18/2011	8	0	8
240-1028-1	TPH	UG/KG	DR-TP-A46-06	240-1028-3	NM	06/10/2011	06/18/2011	06/18/2011	8	0	8
240-1112-1	TPH	UG/KG	DR-SB-31-14	240-1112-12	NM	06/13/2011	06/13/2011	06/22/2011	0	9	9
240-1112-1	TPH	UG/KG	DR-SB-28-10	240-1112-6	NM	06/13/2011	06/22/2011	06/22/2011	9	0	9
240-1112-1	TPH	UG/KG	DR-SB-26-10	240-1112-2	NM	06/13/2011	06/22/2011	06/22/2011	9	0	9
240-1112-1	TPH	UG/KG	DR-SB-27-02	240-1112-3	NM	06/13/2011	06/22/2011	06/22/2011	9	0	9
240-1112-1	TPH	UG/KG	DR-SB-33-12	240-1112-16	NM	06/14/2011	06/23/2011	06/23/2011	9	0	9
240-1112-1	TPH	UG/KG	DR-SB-29-02	240-1112-7	NM	06/13/2011	06/13/2011	06/22/2011	0	9	9
240-1112-1	TPH	UG/KG	DR-SB-35-10	240-1112-20	NM	06/14/2011	06/23/2011	06/23/2011	9	0	9
240-1112-1	TPH	UG/KG	DR-SB-34-08	240-1112-18	NM	06/14/2011	06/23/2011	06/23/2011	9	0	9
240-1112-1	TPH	UG/KG	DR-SB-32-12	240-1112-14	NM	06/14/2011	06/23/2011	06/23/2011	9	0	9
240-1112-1	TPH	UG/KG	DR-SB-35-02	240-1112-19	NM	06/14/2011	06/23/2011	06/23/2011	9	0	9
240-1112-1	TPH	UG/KG	DR-SB-30-08	240-1112-10	NM	06/14/2011	06/23/2011	06/23/2011	9	0	9
240-1112-1	TPH	UG/KG	DR-SB-32-02	240-1112-13	NM	06/14/2011	06/23/2011	06/23/2011	9	0	9
240-1112-1	TPH	UG/KG	DR-SB-30-02	240-1112-9	NM	06/14/2011	06/23/2011	06/23/2011	9	0	9
240-1112-1	TPH	UG/KG	DR-SB-33-02	240-1112-15	NM	06/14/2011	06/23/2011	06/23/2011	9	0	9
240-1112-1	TPH	UG/KG	DR-SB-26-02	240-1112-1	NM	06/13/2011	06/22/2011	06/22/2011	9	0	9

SDG	SORT	UNITS	NSAMPLE	LAB_ID	QC_TYPE	SAMP_DATE	EXTR_DATE	ANAL_DATE	SMP_EXTR	EXTR_ANL	SMP_ANL
240-1112-1	TPH	UG/KG	DR-SB-29-10	240-1112-8	NM	06/13/2011	06/23/2011	06/23/2011	10	0	10
240-1112-1	TPH	UG/KG	DR-SB-31-02	240-1112-11	NM	06/14/2011	06/23/2011	06/23/2011	9	0	9
240-1112-1	TPH	UG/KG	DR-SB-27-10	240-1112-4	NM	06/13/2011	06/22/2011	06/22/2011	9	0	9
240-1112-1	TPH	UG/KG	DR-SB-34-02	240-1112-17	NM	06/14/2011	06/23/2011	06/23/2011	9	0	9
240-1112-1	TPH	UG/KG	DR-SB-28-02	240-1112-5	NM	06/13/2011	06/22/2011	06/22/2011	9	0	9
240-1564-1	TPH	UG/L	MSA-MW-39S-062811	240-1564-1	NM	06/28/2011	06/30/2011	07/05/2011	2	5	7
240-1564-1	TPH	UG/L	MSA-MW-39S-062811	240-1564-1	NM	06/28/2011	07/04/2011	07/04/2011	6	0	6
240-1564-1	TPH	UG/L	MSA-MW38S-062911	240-1591-1	NM	06/29/2011	07/04/2011	07/04/2011	5	0	5
240-1564-1	TPH	UG/L	MSA-MW38S-062911	240-1591-1	NM	06/29/2011	07/01/2011	07/05/2011	2	4	6
240-1564-1	TPH	UG/L	MSA-MW-35S-062811	240-1564-2	NM	06/28/2011	07/04/2011	07/04/2011	6	0	6
240-1564-1	TPH	UG/L	MSA-MW-37S-062811	240-1564-3	NM	06/28/2011	07/04/2011	07/04/2011	6	0	6
240-1564-1	TPH	UG/L	MSA-MW-35S-062811	240-1564-2	NM	06/28/2011	06/30/2011	07/05/2011	2	5	7
240-1564-1	TPH	UG/L	MSA-MW30I-062911	240-1591-2	NM	06/29/2011	07/07/2011	07/07/2011	8	0	8
240-1564-1	TPH	UG/L	MSA-MW-37S-062811	240-1564-3	NM	06/28/2011	06/30/2011	07/05/2011	2	5	7
240-1564-1	TPH	UG/L	MSA-MW30I-062911	240-1591-2	NM	06/29/2011	07/01/2011	07/05/2011	2	4	6
240-1702-1	TPH	UG/L	MSA-MW36S-070511	240-1702-1	NM	07/05/2011	07/07/2011	07/11/2011	2	4	6
240-1702-1	TPH	UG/L	MSA-MW36S-070511	240-1702-1	NM	07/05/2011	07/14/2011	07/14/2011	9	0	9
240-1028-1	OV	UG/KG	DR-TP-A48-04	240-1028-4	NM	06/11/2011	06/11/2011	06/21/2011	0	10	10
240-1028-1	OV	UG/KG	DR-TP-A47-10	240-1028-1	NM	06/11/2011	06/11/2011	06/21/2011	0	10	10

SDG	SORT	UNITS	NSAMPLE	LAB_ID	QC_TYPE	SAMP_DATE	EXTR_DATE	ANAL_DATE	SMP_EXTR	EXTR_ANL	SMP_ANL
240-1112-1	OV	UG/KG	DR-SB-32-02	240-1112-13	NM	06/15/2011	06/15/2011	06/27/2011	0	12	12
240-1112-1	OV	UG/KG	DR-SB-33-02	240-1112-15	NM	06/15/2011	06/15/2011	06/27/2011	0	12	12
240-1112-1	OV	UG/KG	DR-SB-31-14	240-1112-12	NM	06/23/2011	06/23/2011	06/27/2011	0	4	4
240-1112-1	OV	UG/KG	DR-SB-30-02	240-1112-9	NM	06/15/2011	06/15/2011	06/27/2011	0	12	12
240-1112-1	OV	UG/KG	DR-SB-33-12	240-1112-16	NM	06/15/2011	06/15/2011	06/27/2011	0	12	12
240-1112-1	OV	UG/KG	DR-SB-31-02	240-1112-11	NM	06/15/2011	06/15/2011	06/27/2011	0	12	12
240-1112-1	OV	UG/KG	DR-SB-27-10	240-1112-4	NM	06/23/2011	06/23/2011	06/27/2011	0	4	4
240-1112-1	OV	UG/KG	DR-SB-35-10	240-1112-20	NM	06/15/2011	06/15/2011	06/28/2011	0	13	13
240-1112-1	OV	UG/KG	DR-SB-34-02	240-1112-17	NM	06/15/2011	06/15/2011	06/27/2011	0	12	12
240-1112-1	OV	UG/KG	DR-SB-35-02	240-1112-19	NM	06/15/2011	06/15/2011	06/27/2011	0	12	12
240-1112-1	OV	UG/KG	DR-SB-27-02	240-1112-3	NM	06/15/2011	06/15/2011	06/27/2011	0	12	12
240-1564-1	OV	UG/L	MSA-MW-39S-062811	240-1564-1	NM	06/28/2011	07/06/2011	07/06/2011	8	0	8
240-1564-1	OV	UG/L	MSA-MW-35S-062811	240-1564-2	NM	06/28/2011	07/06/2011	07/06/2011	8	0	8
240-1564-1	OV	UG/L	TB-062811	240-1564-4	NM	06/28/2011	07/06/2011	07/06/2011	8	0	8
240-1702-1	OV	UG/L	TB-070511	240-1702-2	NM	07/05/2011	07/12/2011	07/12/2011	7	0	7
240-1702-1	OV	UG/L	MSA-MW36S-070511	240-1702-1	NM	07/05/2011	07/18/2011	07/18/2011	13	0	13

CASE NARRATIVE

Client: Tetra Tech NUS Inc

Project: MSA Compass Rose Investigation 2011

Report Number: 240-1028-1

With the exceptions noted as flags or footnotes, standard analytical protocols were followed in the analysis of the samples and no problems were encountered or anomalies observed. In addition all laboratory quality control samples were within established control limits, with any exceptions noted below. Each sample was analyzed to achieve the lowest possible reporting limit within the constraints of the method. In some cases, due to interference or analytes present at high concentrations, samples were diluted. For diluted samples, the reporting limits are adjusted relative to the dilution required.

TestAmerica North Canton attests to the validity of the laboratory data generated by TestAmerica facilities reported herein. All analyses performed by TestAmerica facilities were done using established laboratory SOPs that incorporate QA/QC procedures described in the application methods. TestAmerica's operations groups have reviewed the data for compliance with the laboratory QA/QC plan, and data have been found to be compliant with laboratory protocols unless otherwise noted below.

The test results in this report meet all NELAP requirements for parameters for which accreditation is required or available. Any exceptions to NELAP requirements are noted in this report. Pursuant to NELAP, this report may not be reproduced, except in full, without the written approval of the laboratory.

Calculations are performed before rounding to avoid round-off errors in calculated results.

All holding times were met and proper preservation noted for the methods performed on these samples, unless otherwise detailed in the individual sections below.

All solid sample results are reported on an "as received" basis unless otherwise indicated by the presence of a % solids value in the method header.

This laboratory report is confidential and is intended for the sole use of TestAmerica and its client.

RECEIPT

The samples were received on 06/11/2011; the samples arrived in good condition, properly preserved and on ice. The temperature of the coolers at receipt was 3.2 C.

VOLATILE ORGANIC COMPOUNDS (GC-MS)

Samples DR-TP-A47-10 (240-1028-1), DR-TP-A45-08 (240-1028-2), DR-TP-A46-06 (240-1028-3) and DR-TP-A48-04 (240-1028-4) were analyzed for volatile organic compounds (GC-MS) in accordance with EPA SW-846 Method 8260B. The samples were analyzed on 06/21/2011.

o Acetone and Methylene Chloride were detected in method blank MB 240-5403/6 at levels exceeding the reporting limit. If the associated sample reported a result above the MDL and/or RL, the result has been "B" flagged.

o Naphthalene was detected in method blank MB 240-5403/6 at a level that was above the method detection limit but below the reporting limit. The value should be considered an estimate, and has been flagged "J". If the associated sample reported a result above the MDL and/or RL, the result has been "B" flagged. Refer to the QC report for details.

Chloroethane failed the recovery criteria high for LCS 240-5403/7. Refer to the QC report for details.

No data has been generated for Sample TB-061011. The sample was logged when samples were received, and there is no anomaly documented on the cooler receipt information. However, the GC-MS group leader indicates that the sample was never recorded as received by that group after login. The sample was never analyzed, and the sample vials cannot be found.

The laboratory control sample for batch 5403 exceeded control limits for the following analyte: Chloroethane. Chloroethane has been identified as a poor performing analyte when analyzed using this method; therefore, re-extraction/re-analysis was not performed. Batch precision also exceeded control limits for these analyte. These results have been reported and qualified

There were no client requested MS/MSD on samples in batch 5403.

No other difficulties were encountered during the volatiles analyses.

All other quality control parameters were within the acceptance limits.

SEMIVOLATILES
Samples DR-TP-A47-10 (240-1028-1), DR-TP-A45-08 (240-1028-2), DR-TP-A46-06 (240-1028-3) and DR-TP-A48-04 (240-1028-4) were analyzed for Semivolatiles in accordance with 8270D. The samples were analyzed on 07/07/2011.

No difficulties were encountered during the Semi volatiles analyses.

All quality control parameters were within the acceptance limits.

GRO
Samples DR-TP-A47-10 (240-1028-1), DR-TP-A45-08 (240-1028-2), DR-TP-A46-06 (240-1028-3) and DR-TP-A48-04 (240-1028-4) were analyzed for GRO in accordance with 8015C. The samples were analyzed on 06/18/2011.

No difficulties were encountered during the GRO analyses.

All quality control parameters were within the acceptance limits.

DRO
Samples DR-TP-A47-10 (240-1028-1), DR-TP-A45-08 (240-1028-2), DR-TP-A46-06 (240-1028-3) and DR-TP-A48-04 (240-1028-4) were analyzed for DRO in accordance with 8015C. The samples were analyzed on 06/27/2011.

No difficulties were encountered during the DRO analyses.

All quality control parameters were within the acceptance limits.

PCBS
Samples DR-TP-A47-10 (240-1028-1), DR-TP-A45-08 (240-1028-2), DR-TP-A46-06 (240-1028-3) and DR-TP-A48-04 (240-1028-4) were analyzed for PCBs in accordance with 8082A. The samples were analyzed on 06/28/2011.

The following samples required a tetrabutylammonium sulfite (TBA) clean-up to reduce matrix interferences caused by sulfur: DR-TP-A45-08 (240-1028-2), DR-TP-A46-06 (240-1028-3), DR-TP-A47-10 (240-1028-1), and DR-TP-A48-04 (240-1028-4).

No difficulties were encountered during the PCBs analyses.

All quality control parameters were within the acceptance limits.

METALS (ICP)
Samples DR-TP-A47-10 (240-1028-1), DR-TP-A45-08 (240-1028-2), DR-TP-A46-06 (240-1028-3) and DR-TP-A48-04 (240-1028-4) were analyzed for Metals (ICP) in accordance with EPA SW-846 Method 6010C. The samples were analyzed on 07/08/2011.

Barium was detected in method blank MB 240-6908/1-A at a level that was above the method detection limit but below the reporting limit. The value should be considered an estimate, and has been flagged "J". If the associated sample reported a result above the MDL and/or RL, the result has been "B" flagged. Refer to the QC report for details.

Antimony failed the recovery criteria low for the MS and MSD of sample 240-944-2 in batch 240-7831. Chromium failed the recovery criteria high.

No other difficulties were encountered during the metals analyses.

All other quality control parameters were within the acceptance limits.

MERCURY
Samples DR-TP-A47-10 (240-1028-1), DR-TP-A45-08 (240-1028-2), DR-TP-A46-06 (240-1028-3) and DR-TP-A48-04 (240-1028-4) were analyzed for mercury in accordance with EPA SW-846 Method 7471B. The samples were analyzed on 07/05/2011.

No difficulties were encountered during the mercury analyses.

All quality control parameters were within the acceptance limits.

PERCENT SOLIDS
Samples DR-TP-A47-10 (240-1028-1), DR-TP-A45-08 (240-1028-2), DR-TP-A46-06 (240-1028-3) and DR-TP-A48-04 (240-1028-4) were analyzed for percent solids in accordance with EPA SW846 3550C. The samples were analyzed on 06/13/2011.

No difficulties were encountered during the % solids analyses.

All quality control parameters were within the acceptance limits.

Sample Login Acknowledgement

Job 240-1028-1

Client Job Description:	MSA Compass Rose Investigation 2011	**Report To:**	Tetra Tech NUS Inc Dev Murali 20251 Century Blvd Suite 200 Germantown, MD 20874
Purchase Order #:	1072975		
Work Order #:	112IC03328		
Project Manager:	Patrick J O'Meara		
Job Due Date:	7/1/2011		
Job TAT:	15 Days		
Max Deliverable Level:	IV	**Bill To:**	Tetra Tech NUS Inc Dev Murali 20251 Century Blvd Suite 200 Germantown, MD 20874
Earliest Deliverable Due:	7/1/2011		

Login 240-1028

Sample Receipt:	6/11/2011 9:45:00 AM	**Number of Coolers:**	1
Method of Delivery:	FedEx Std Overnight	**Cooler Temperature(s) (C°):**	3.2;

Lab Sample # / Method	Client Sample ID / Method Description / Work Location	Date Sampled	Matrix	Rpt Basis	Dry / Wet **
240-1028-1	**DR-TP-A47-10**	**6/10/2011 10:05:00 AM**	**Solid**		
6010C	Project ICPMS Metals / In-Lab			Total	Dry
	Analytes: Ag, As, Ba, Be, Cd, Co, Cr, Cu, Mo, Ni, Pb, Sb, Se, Tl, V, Zn				
7471B	Mercury / In-Lab			Total	Dry
	Analytes: Hg				
8015C_DRO	TPH DRO / In-Lab			Total	Dry
8015C_GRO	TPH GRO - Chicago / TestAmerica Chicago			Total	Dry
8082A	PCBs / In-Lab			Total	Dry
8260B	Project VOCs + TICs (includes Terracores) / In-Lab			Total	Dry
8270D	Project SVOCs+1,4-dioxane / In-Lab			Total	Dry
Moisture	Percent Solids / In-Lab			Total	Wet
	Analytes: Percent Solids				
240-1028-2	**DR-TP-A45-08**	**6/10/2011 11:40:00 AM**	**Solid**		
6010C	Project ICPMS Metals / In-Lab			Total	Dry
	Analytes: Ag, As, Ba, Be, Cd, Co, Cr, Cu, Mo, Ni, Pb, Sb, Se, Tl, V, Zn				
7471B	Mercury / In-Lab			Total	Dry
	Analytes: Hg				
8015C_DRO	TPH DRO / In-Lab			Total	Dry
8015C_GRO	TPH GRO - Chicago / TestAmerica Chicago			Total	Dry
8082A	PCBs / In-Lab			Total	Dry
8260B	Project VOCs + TICs (includes Terracores) / In-Lab			Total	Dry
8270D	Project SVOCs+1,4-dioxane / In-Lab			Total	Dry
Moisture	Percent Solids / In-Lab			Total	Wet
	Analytes: Percent Solids				
240-1028-3	**DR-TP-A46-06**	**6/10/2011 12:40:00 PM**	**Solid**		
6010C	Project ICPMS Metals / In-Lab			Total	Dry
	Analytes: Ag, As, Ba, Be, Cd, Co, Cr, Cu, Mo, Ni, Pb, Sb, Se, Tl, V, Zn				
7471B	Mercury / In-Lab			Total	Dry
	Analytes: Hg				
8015C_DRO	TPH DRO / In-Lab			Total	Dry

* Method on-hold

** Wet/Dry indicates whether the reported results will be corrected for moisture content, and based on sample Wet weight or Dry

Sample Login Acknowledgement

Lab Sample #	Client Sample ID	Date Sampled	Matrix		
Method	**Method Description / Work Location**			**Rpt Basis**	**Dry / Wet ****
8015C_GRO	TPH GRO - Chicago / TestAmerica Chicago			Total	Dry
8082A	PCBs / In-Lab			Total	Dry
8260B	Project VOCs + TICs (includes Terracores) / In-Lab			Total	Dry
8270D	Project SVOCs+1,4-dioxane / In-Lab			Total	Dry
Moisture	Percent Solids / In-Lab			Total	Wet
	Analytes: Percent Solids				
240-1028-4	**DR-TP-A48-04**	**6/10/2011 2:50:00 PM**	**Solid**		
6010C	Project ICPMS Metals / In-Lab			Total	Dry
	Analytes: Ag, As, Ba, Be, Cd, Co, Cr, Cu, Mo, Ni, Pb, Sb, Se, Tl, V, Zn				
7471B	Mercury / In-Lab			Total	Dry
	Analytes: Hg				
8015C_DRO	TPH DRO / In-Lab			Total	Dry
8015C_GRO	TPH GRO - Chicago / TestAmerica Chicago			Total	Dry
8082A	PCBs / In-Lab			Total	Dry
8260B	Project VOCs + TICs (includes Terracores) / In-Lab			Total	Dry
8270D	Project SVOCs+1,4-dioxane / In-Lab			Total	Dry
Moisture	Percent Solids / In-Lab			Total	Wet
	Analytes: Percent Solids				
240-1028-5	**TB-061011**	**6/10/2011 12:00:00 AM**	**Water**		
8260B	Project VOCs + TICs-Trip Blank / In-Lab			Total	Wet

* Method on-hold

** Wet/Dry indicates whether the reported results will be corrected for moisture content, and based on sample Wet weight or Dry

GC/MS VOA ANALYSIS RUN LOG

Lab Name: TestAmerica North Canton Job No.: 240-1028-1

SDG No.:

Instrument ID: A3UX14 Start Date: 05/13/2011 10:01

Analysis Batch Number: 1969 End Date: 05/13/2011 17:10

LAB SAMPLE ID	CLIENT SAMPLE ID	DATE ANALYZED	DILUTION FACTOR	LAB FILE ID	COLUMN ID
BFB 240-1969/1		05/13/2011 10:01	1	BFB14821.D	DB-624 0.18(mm)
ZZZZZ		05/13/2011 10:23	1		DB-624 0.18(mm)
STD8260 240-1969/3 IC		05/13/2011 10:44	1	148155.D	DB-624 0.18(mm)
STD8260 240-1969/4 IC		05/13/2011 11:06	1	148156.D	DB-624 0.18(mm)
STD8260 240-1969/5 ICIS		05/13/2011 11:27	1	148157.D	DB-624 0.18(mm)
STD8260 240-1969/6 IC		05/13/2011 11:49	1	148158.D	DB-624 0.18(mm)
STD8260 240-1969/7 IC		05/13/2011 12:10	1	148159.D	DB-624 0.18(mm)
STD8260 240-1969/8 IC		05/13/2011 12:31	1	148160.D	DB-624 0.18(mm)
STD8260 240-1969/9 IC		05/13/2011 12:53	1	148161.D	DB-624 0.18(mm)
STD8260 240-1969/10 IC		05/13/2011 13:14	1	148162.D	DB-624 0.18(mm)
ICV 240-1969/11		05/13/2011 13:36	1	148163.D	DB-624 0.18(mm)
STD8A9 240-1969/13 IC		05/13/2011 13:57	1	148164.D	DB-624 0.18(mm)
STD7A9 240-1969/14 IC		05/13/2011 14:19	1	148165.D	DB-624 0.18(mm)
STD6A9 240-1969/15 IC		05/13/2011 14:40	1	148166.D	DB-624 0.18(mm)
STD5A9 240-1969/16 IC		05/13/2011 15:02	1	148167.D	DB-624 0.18(mm)
STD4A9 240-1969/17 IC		05/13/2011 15:23	1	148168.D	DB-624 0.18(mm)
STD3A9 240-1969/18 IC		05/13/2011 15:44	1	148169.D	DB-624 0.18(mm)
STD2A9 240-1969/19 IC		05/13/2011 16:06	1	148170.D	DB-624 0.18(mm)
STD1A9 240-1969/20 IC		05/13/2011 16:27	1	148171.D	DB-624 0.18(mm)
ZZZZZ		05/13/2011 17:10	1		DB-624 0.18(mm)

GC/MS VOA ANALYSIS RUN LOG

Lab Name: TestAmerica North Canton Job No.: 240-1028-1

SDG No.:

Instrument ID: A3UX14 Start Date: 06/20/2011 20:32

Analysis Batch Number: 5403 End Date: 06/21/2011 07:35

LAB SAMPLE ID	CLIENT SAMPLE ID	DATE ANALYZED	DILUTION FACTOR	LAB FILE ID	COLUMN ID
BFB 240-5403/1		06/20/2011 20:32	1	BFB14859.D	DB-624 0.18(mm)
CCV 240-5403/3 CCVIS		06/20/2011 21:18	1	149169.D	DB-624 0.18(mm)
CCV 240-5403/4		06/20/2011 21:39	1	149170.D	DB-624 0.18(mm)
MB 240-5403/6		06/20/2011 22:22	1	149172.D	DB-624 0.18(mm)
LCS 240-5403/7		06/20/2011 22:44	1	149173.D	DB-624 0.18(mm)
ZZZZZ		06/20/2011 23:22	1		DB-624 0.18(mm)
ZZZZZ		06/20/2011 23:43	1		DB-624 0.18(mm)
ZZZZZ		06/21/2011 00:05	1		DB-624 0.18(mm)
ZZZZZ		06/21/2011 00:26	1		DB-624 0.18(mm)
ZZZZZ		06/21/2011 00:48	1		DB-624 0.18(mm)
ZZZZZ		06/21/2011 01:31	1		DB-624 0.18(mm)
ZZZZZ		06/21/2011 01:53	1		DB-624 0.18(mm)
ZZZZZ		06/21/2011 02:14	1		DB-624 0.18(mm)
ZZZZZ		06/21/2011 02:35	1		DB-624 0.18(mm)
ZZZZZ		06/21/2011 02:57	1		DB-624 0.18(mm)
ZZZZZ		06/21/2011 03:18	1		DB-624 0.18(mm)
ZZZZZ		06/21/2011 03:40	1		DB-624 0.18(mm)
240-1028-1	DR-TP-A47-10	06/21/2011 04:01	1	149187.D	DB-624 0.18(mm)
240-1028-2	DR-TP-A45-08	06/21/2011 04:23	1	149188.D	DB-624 0.18(mm)
240-1028-3	DR-TP-A46-06	06/21/2011 04:44	1	149189.D	DB-624 0.18(mm)
240-1028-4	DR-TP-A48-04	06/21/2011 05:06	1	149190.D	DB-624 0.18(mm)
ZZZZZ		06/21/2011 05:27	1		DB-624 0.18(mm)
ZZZZZ		06/21/2011 05:48	1		DB-624 0.18(mm)
ZZZZZ		06/21/2011 06:10	1		DB-624 0.18(mm)
ZZZZZ		06/21/2011 06:31	1		DB-624 0.18(mm)
ZZZZZ		06/21/2011 06:52	1		DB-624 0.18(mm)
ZZZZZ		06/21/2011 07:14	1		DB-624 0.18(mm)
ZZZZZ		06/21/2011 07:35	1		DB-624 0.18(mm)

GC/MS VOA BATCH WORKSHEET

Lab Name: TestAmerica North Canton Job No.: 240-1028-1

SDG No.:

Batch Number: 5224 Batch Start Date: 06/17/11 15:44 Batch Analyst: Mancine, Louis

Batch Method: 5035 Batch End Date: 06/17/11 19:04

Lab Sample ID	Client Sample ID	Method Chain	Basis	TareWeight	Vial&SampleWt	InitialAmount	FinalAmount	AnalysisComment
240-1028-B-1	DR-TP-A47-10	5035, 8260B	T	+030.844 g	36.37 g	5.526 g	5 mL	SAMPLE.PRESERVED.ON.6/11/2011 @14:00
240-1028-B-2	DR-TP-A45-08	5035, 8260B	T	+030.880 g	35.56 g	4.68 g	5 mL	SAMPLE.PRESERVED.ON.6/11/2011 @14:00
240-1028-B-3	DR-TP-A46-06	5035, 8260B	T	34.70 g	39.09 g	4.39 g	5 mL	SAMPLE.PRESERVED.ON.6/11/2011 @14:00
240-1028-B-4	DR-TP-A48-04	5035, 8260B	T	34.61 g	39.46 g	4.85 g	5 mL	SAMPLE.PRESERVED.ON.6/11/2011 @14:00

Batch Notes	

Basis	Basis Description
T	Total/NA

FORM V
GC/MS VOA INSTRUMENT PERFORMANCE CHECK
BROMOFLUOROBENZENE (BFB)

Lab Name: TestAmerica North Canton Job No.: 240-1028-1

SDG No.:

Lab File ID: BFB14821.D BFB Injection Date: 05/13/2011

Instrument ID: A3UX14 BFB Injection Time: 10:01

Analysis Batch No.: 1969

M/E	ION ABUNDANCE CRITERIA	% RELATIVE ABUNDANCE	
50	15.0 - 40.0 % of mass 95	23.9	
75	30.0 - 60.0 % of mass 95	45.2	
95	Base Peak, 100% relative abundance	100.0	
96	5.0 - 9.0 % of mass 95	6.5	
173	Less than 2.0 % of mass 174	0.0	(0.0)1
174	50.0 - 120.00 % of mass 95	79.5	
175	5.0 - 9.0 % of mass 174	5.8	(7.3)1
176	95.0 - 101.0 % of mass 174	77.0	(96.9)1
177	5.0 - 9.0 % of mass 176	5.0	(6.5)2

1-Value is % mass 174 2-Value is % mass 176

THIS CHECK APPLIES TO THE FOLLOWING SAMPLES, MS, MSD, BLANKS AND STANDARDS:

CLIENT SAMPLE ID	LAB SAMPLE ID	LAB FILE ID	DATE ANALYZED	TIME ANALYZED
	STD8260 240-1969/3	148155.D	05/13/2011	10:44
	STD8260 240-1969/4	148156.D	05/13/2011	11:06
	STD8260 240-1969/5	148157.D	05/13/2011	11:27
	STD8260 240-1969/6	148158.D	05/13/2011	11:49
	STD8260 240-1969/7	148159.D	05/13/2011	12:10
	STD8260 240-1969/8	148160.D	05/13/2011	12:31
	STD8260 240-1969/9	148161.D	05/13/2011	12:53
	STD8260 240-1969/10	148162.D	05/13/2011	13:14
	ICV 240-1969/11	148163.D	05/13/2011	13:36
	STD8A9 240-1969/13	148164.D	05/13/2011	13:57
	STD7A9 240-1969/14	148165.D	05/13/2011	14:19
	STD6A9 240-1969/15	148166.D	05/13/2011	14:40
	STD5A9 240-1969/16	148167.D	05/13/2011	15:02
	STD4A9 240-1969/17	148168.D	05/13/2011	15:23
	STD3A9 240-1969/18	148169.D	05/13/2011	15:44
	STD2A9 240-1969/19	148170.D	05/13/2011	16:06
	STD1A9 240-1969/20	148171.D	05/13/2011	16:27

FORM V
GC/MS VOA INSTRUMENT PERFORMANCE CHECK
BROMOFLUOROBENZENE (BFB)

Lab Name: TestAmerica North Canton Job No.: 240-1028-1

SDG No.:

Lab File ID: BFB14859.D BFB Injection Date: 06/20/2011

Instrument ID: A3UX14 BFB Injection Time: 20:32

Analysis Batch No.: 5403

M/E	ION ABUNDANCE CRITERIA	% RELATIVE ABUNDANCE	
50	15.0 - 40.0 % of mass 95	26.9	
75	30.0 - 60.0 % of mass 95	45.0	
95	Base Peak, 100% relative abundance	100.0	
96	5.0 - 9.0 % of mass 95	7.0	
173	Less than 2.0 % of mass 174	0.0	(0.0)1
174	50.0 - 120.00 % of mass 95	81.2	
175	5.0 - 9.0 % of mass 174	6.2	(7.7)1
176	95.0 - 101.0 % of mass 174	79.7	(98.2)1
177	5.0 - 9.0 % of mass 176	5.5	(6.9)2

1-Value is % mass 174 2-Value is % mass 176

THIS CHECK APPLIES TO THE FOLLOWING SAMPLES, MS, MSD, BLANKS AND STANDARDS:

CLIENT SAMPLE ID	LAB SAMPLE ID	LAB FILE ID	DATE ANALYZED	TIME ANALYZED
	CCV 240-5403/3	149169.D	06/20/2011	21:18
	CCV 240-5403/4	149170.D	06/20/2011	21:39
	MB 240-5403/6	149172.D	06/20/2011	22:22
	LCS 240-5403/7	149173.D	06/20/2011	22:44
DR-TP-A47-10	240-1028-1	149187.D	06/21/2011	04:01
DR-TP-A45-08	240-1028-2	149188.D	06/21/2011	04:23
DR-TP-A46-06	240-1028-3	149189.D	06/21/2011	04:44
DR-TP-A48-04	240-1028-4	149190.D	06/21/2011	05:06

FORM VI
GC/MS VOA INITIAL CALIBRATION DATA
INTERNAL STANDARD CURVE EVALUTION

Lab Name: TestAmerica North Canton Job No.: 240-1028-1 Analy Batch No.: 1969

SDG No.:

Instrument ID: A3UX14 GC Column: DB-624 ID: 0.18(mm) Heated Purge: (Y/N) Y

Calibration Start Date: 05/13/2011 10:44 Calibration End Date: 05/13/2011 13:14 Calibration ID: 985

Calibration Files:

LEVEL:	LAB SAMPLE ID:	LAB FILE ID:
Level 1	STD8260 240-1969/10	148162.D
Level 2	STD8260 240-1969/9	148161.D
Level 3	STD8260 240-1969/8	148160.D
Level 4	STD8260 240-1969/7	148159.D
Level 5	STD8260 240-1969/6	148158.D
Level 6	STD8260 240-1969/5	148157.D
Level 7	STD8260 240-1969/4	148156.D
Level 8	STD8260 240-1969/3	148155.D

ANALYTE	RRF					CURVE TYPE	COEFFICIENT			#	MIN RRF	%RSD	#	MAX %RSD	R^2 OR COD	#	MIN R^2 OR COD
	LVL 1 LVL 6	LVL 2 LVL 7	LVL 3 LVL 8	LVL 4	LVL 5		B	M1	M2								
Dichlorodifluoromethane	+++++	0.1307	0.1813	0.1935	0.1905	Ave		0.1809				12.0		15.0			
	0.1910	0.1876	0.1917														
Chloromethane	0.3183	0.2746	0.2949	0.2980	0.2897	Ave		0.2918			0.1000	4.4		15.0			
	0.2888	0.2850	0.2852														
Vinyl chloride	0.2115	0.1963	0.2324	0.2339	0.2328	Ave		0.2223				5.9		15.0			
	0.2285	0.2237	0.2193														
Bromomethane	+++++	+++++	0.0802	0.0741	0.0726	Ave		0.0706				8.8		15.0			
	0.0670	0.0659	0.0635														
Chloroethane	+++++	0.0616	0.0517	0.0536	0.0498	Ave		0.0509				11.0		15.0			
	0.0491	0.0451	0.0455														
Trichlorofluoromethane	0.1628	0.1645	0.2193	0.2342	0.2237	Ave		0.2149				15.0		15.0			
	0.2383	0.2350	0.2411														
Acrolein	0.0438	0.0390	0.0403	0.0394	0.0411	Ave		0.0402				4.1		15.0			
	0.0387	0.0394	0.0401														
1,1-Dichloroethene	0.1825	0.1653	0.2063	0.1906	0.1861	Ave		0.1866				6.1		15.0			
	0.1926	0.1838	0.1855														
1,1,2-Trichloro-1,2,2-trichfluoroethane	0.1552	0.1274	0.2001	0.1855	0.1814	Ave		0.1753				13.0		15.0			
	0.1873	0.1828	0.1831														
Acetone	0.1352	0.1017	0.0883	0.0916	0.0946	Lin1	0.4864	0.0818							0.9980		0.9900
	0.0835	0.0851	0.0825														
Iodomethane	0.3452	0.3376	0.3939	0.3758	0.3610	Ave		0.3631				4.8		15.0			
	0.3704	0.3620	0.3593														
Carbon disulfide	0.3858	0.3626	0.4688	0.4573	0.4652	Ave		0.4616				13.0		15.0			
	0.5030	0.5187	0.5315														
Acetonitrile	0.0465	0.0390	0.0352	0.0353	0.0360	Ave		0.0363				13.0		15.0			
	0.0325	0.0328	0.0328														
Methyl acetate	0.2396	0.2188	0.2257	0.2123	0.2208	Ave		0.2191				4.8		15.0			
	0.2042	0.2136	0.2180														

Note: The m1 coefficient is the same as Ave RRF for an Ave curve type.

FORM VI
GC/MS VOA INITIAL CALIBRATION DATA
INTERNAL STANDARD CURVE EVALUTION

Lab Name: TestAmerica North Canton Job No.: 240-1028-1 Analy Batch No.: 1969

SDG No.:

Instrument ID: A3UX14 GC Column: DB-624 ID: 0.18(mm) Heated Purge: (Y/N) Y

Calibration Start Date: 05/13/2011 10:44 Calibration End Date: 05/13/2011 13:14 Calibration ID: 985

ANALYTE	RRF					CURVE TYPE	COEFFICIENT			#	MIN RRF	%RSD	#	MAX %RSD	R^2 OR COD	#	MIN R^2 OR COD
	LVL 1 LVL 6	LVL 2 LVL 7	LVL 3 LVL 8	LVL 4	LVL 5		B	M1	M2								
tert-Butyl alcohol	0.0220 0.0192	0.0203 0.0230	0.0215 0.0236	0.0212	0.0224	Ave		0.0217				6.6		15.0			
Acrylonitrile	0.1161 0.0979	0.1061 0.1004	0.1061 0.0993	0.1047	0.1060	Ave		0.1046				5.5		15.0			
trans-1,2-Dichloroethene	0.2375 0.2281	0.2083 0.2212	0.2518 0.2204	0.2275	0.2254	Ave		0.2275				5.7		15.0			
Methyl tert-butyl ether	0.5833 0.5556	0.5341 0.5732	0.5924 0.5770	0.5609	0.5714	Ave		0.5685				3.2		15.0			
Hexane	0.0388 0.0532	0.0386 0.0532	0.0568 0.0541	0.0546	0.0515	Ave		0.0501				14.0		15.0			
1,1-Dichloroethane	0.3859 0.4303	0.3709 0.4229	0.4539 0.4280	0.4277	0.4229	Ave		0.4178			0.1000	6.4		15.0			
Vinyl acetate	0.0354 0.0308	0.0292 0.0356	0.0259 0.0367	0.0286	0.0307	Ave		0.0316				12.0		15.0			
2,2-Dichloropropane	0.1247 0.1678	0.1337 0.1684	0.1588 0.1656	0.1527	0.1561	Ave		0.1535				11.0		15.0			
cis-1,2-Dichloroethene	0.2399 0.2500	0.2284 0.2408	0.2726 0.2399	0.2462	0.2467	Ave		0.2456				5.2		15.0			
2-Butanone	0.1370 0.1102	0.1203 0.1204	0.1136 0.1218	0.1204	0.1187	Ave		0.1203				6.5		15.0			
Bromochloromethane	0.1367 0.1293	0.1233 0.1279	0.1399 0.1275	0.1309	0.1300	Ave		0.1307				4.1		15.0			
Tetrahydrofuran	+++++ 0.0717	0.0761 0.0791	0.0931 0.0806	0.0811	0.0776	Ave		0.0799				8.3		15.0			
Chloroform	0.3577 0.3701	0.3286 0.3691	0.3971 0.3712	0.3589	0.3673	Ave		0.3650				5.2		15.0			
1,1,1-Trichloroethane	0.2243 0.3146	0.2320 0.3171	0.2950 0.3165	0.2924	0.2941	Ave		0.2857				13.0		15.0			
Cyclohexane	0.3955 0.5007	0.3242 0.4878	0.5235 0.4917	0.4931	0.4835	Ave		0.4625				15.0		15.0			
Carbon tetrachloride	+++++ 0.3061	+++++ 0.3162	0.2718 0.3225	0.2675	0.2786	Ave		0.2938				8.2		15.0			
1,1-Dichloropropene	0.2512 0.2939	0.2451 0.2837	0.3099 0.2865	0.2800	0.2821	Ave		0.2791				7.6		15.0			
Benzene	0.9367 0.8594	0.8077 0.8486	0.9426 0.8677	0.8592	0.8405	Ave		0.8703				5.3		15.0			
1,2-Dichloroethane	0.3610 0.3297	0.3234 0.3352	0.3750 0.3387	0.3268	0.3387	Ave		0.3410				5.2		15.0			
Trichloroethene	0.2480 0.2692	0.2251 0.2589	0.2912 0.2607	0.2569	0.2553	Ave		0.2582				7.2		15.0			

Note: The m1 coefficient is the same as Ave RRF for an Ave curve type.

FORM VI
GC/MS VOA INITIAL CALIBRATION DATA
INTERNAL STANDARD CURVE EVALUTION

Lab Name: TestAmerica North Canton Job No.: 240-1028-1 Analy Batch No.: 1969

SDG No.:

Instrument ID: A3UX14 GC Column: DB-624 ID: 0.18(mm) Heated Purge: (Y/N) Y

Calibration Start Date: 05/13/2011 10:44 Calibration End Date: 05/13/2011 13:14 Calibration ID: 985

ANALYTE	RRF					CURVE TYPE	COEFFICIENT			#	MIN RRF	%RSD	#	MAX %RSD	R^2 OR COD	#	MIN R^2 OR COD
	LVL 1 LVL 6	LVL 2 LVL 7	LVL 3 LVL 8	LVL 4	LVL 5		B	M1	M2								
Methylcyclohexane	+++++ 0.4093	0.2626 0.4016	0.4415 0.3981	0.3974	0.3950	Ave		0.3865				15.0		15.0			
1,2-Dichloropropane	0.2291 0.2280	0.2260 0.2354	0.2529 0.2334	0.2372	0.2228	Ave		0.2331				4.0		15.0			
Dibromomethane	0.1140 0.1227	0.1172 0.1257	0.1238 0.1232	0.1241	0.1236	Ave		0.1218				3.3		15.0			
1,4-Dioxane	0.0023 0.0021	0.0025 0.0023	0.0025 0.0022	0.0024	0.0024	Ave		0.0023				4.9		15.0			
Bromodichloromethane	0.1842 0.2400	0.1814 0.2538	0.2199 0.2597	0.2049	0.2169	Ave		0.2201				13.0		15.0			
2-Chloroethyl vinyl ether	0.1201 0.1052	0.1129 0.1323	0.1024 0.1235	0.1270	0.1037	Ave		0.1159				9.9		15.0			
cis-1,3-Dichloropropene	+++++ 0.2809	0.2163 0.3106	0.2481 0.3122	0.2518	0.2532	Ave		0.2676				13.0		15.0			
4-Methyl-2-pentanone	0.2914 0.3159	0.2977 0.3375	0.3153 0.3537	0.3153	0.3391	Ave		0.3207				6.6		15.0			
Toluene	1.3797 1.2781	1.1975 1.2323	1.4438 1.2907	1.2030	1.2369	Ave		1.2828				6.8		15.0			
trans-1,3-Dichloropropene	0.2288 0.3204	0.2213 0.3613	0.2588 0.3771	0.2740	0.2849	Lin1	-0.301	0.3618							0.9940		0.9900
Ethyl methacrylate	0.2341 0.2877	0.2570 0.3373	0.3081 0.3365	0.2879	0.2864	Ave		0.2919				12.0		15.0			
1,1,2-Trichloroethane	0.2269 0.2175	0.2238 0.2267	0.2486 0.2289	0.2237	0.2209	Ave		0.2271				4.1		15.0			
Tetrachloroethene	0.2466 0.2851	0.2328 0.2696	0.3191 0.2733	0.2613	0.2722	Ave		0.2700				9.6		15.0			
1,3-Dichloropropane	0.3855 0.3629	0.3693 0.3850	0.4084 0.3819	0.3691	0.3606	Ave		0.3779				4.2		15.0			
2-Hexanone	0.1867 0.1916	0.1953 0.2308	0.2006 0.2307	0.2184	0.2103	Ave		0.2080				8.3		15.0			
Dibromochloromethane	+++++ 0.2647	+++++ 0.2895	0.2290 0.3055	0.2069	0.2361	Ave		0.2553				15.0		15.0			
1,2-Dibromoethane	0.2185 0.2299	0.2084 0.2463	0.2478 0.2477	0.2257	0.2236	Ave		0.2310				6.4		15.0			
Chlorobenzene	0.9274 0.8639	0.8393 0.8712	0.9758 0.8825	0.8681	0.8514	Ave		0.8850			0.3000	5.1		15.0			
1,1,1,2-Tetrachloroethane	+++++ 0.3204	+++++ 0.3112	0.2895 0.3289	0.2495	0.2979	Ave		0.2996				9.5		15.0			
Ethylbenzene	0.4701 0.4565	0.4216 0.4523	0.4985 0.4551	0.4497	0.4424	Ave		0.4558				4.9		15.0			

Note: The m1 coefficient is the same as Ave RRF for an Ave curve type.

FORM VI
GC/MS VOA INITIAL CALIBRATION DATA
INTERNAL STANDARD CURVE EVALUTION

Lab Name: TestAmerica North Canton Job No.: 240-1028-1 Analy Batch No.: 1969

SDG No.:

Instrument ID: A3UX14 GC Column: DB-624 ID: 0.18(mm) Heated Purge: (Y/N) Y

Calibration Start Date: 05/13/2011 10:44 Calibration End Date: 05/13/2011 13:14 Calibration ID: 985

ANALYTE	RRF					CURVE TYPE	COEFFICIENT			#	MIN RRF	%RSD	#	MAX %RSD	R^2 OR COD	#	MIN R^2 OR COD
	LVL 1 LVL 6	LVL 2 LVL 7	LVL 3 LVL 8	LVL 4	LVL 5		B	M1	M2								
m-Xylene & p-Xylene	0.5516 0.5569	0.5079 0.5488	0.6088 0.5499	0.5483	0.5344	Ave		0.5508				5.1		15.0			
o-Xylene	0.5646 0.5652	0.5079 0.5334	0.6234 0.5321	0.5321	0.5541	Ave		0.5516				6.3		15.0			
Styrene	0.8149 0.8802	0.7539 0.9285	0.9192 0.9239	0.8589	0.8639	Ave		0.8679				7.0		15.0			
Bromoform	0.0856 0.1469	0.0938 0.1780	0.1141 0.1879	0.1157	0.1287	Qua	-0.352	0.1602	0.0001		0.1000				0.9990		0.9900
Isopropylbenzene	1.2781 1.5490	1.2333 1.4885	1.6120 1.5613	1.4126	1.4701	Ave		1.4506				9.3		15.0			
1,1,2,2-Tetrachloroethane	0.4608 0.5165	0.4211 0.5093	0.5159 0.5146	0.4928	0.4989	Ave		0.4912			0.3000	6.9		15.0			
Bromobenzene	0.7470 0.7148	0.6925 0.7174	0.7921 0.7008	0.7563	0.7003	Ave		0.7277				4.7		15.0			
1,2,3-Trichloropropane	0.2089 0.1764	0.1790 0.1831	0.1944 0.1786	0.1892	0.1833	Ave		0.1866				5.8		15.0			
trans-1,4-Dichloro-2-butene	0.1636 0.1691	0.1704 0.2159	0.1683 0.2131	0.1701	0.1698	Ave		0.1800				12.0		15.0			
n-Propylbenzene	0.7738 0.8272	0.7050 0.7944	0.8646 0.7944	0.7963	0.7847	Ave		0.7926				5.7		15.0			
2-Chlorotoluene	0.7565 0.7429	0.6995 0.7115	0.8022 0.7134	0.7326	0.7184	Ave		0.7346				4.5		15.0			
1,3,5-Trimethylbenzene	2.0302 2.4951	1.9774 2.2842	2.4837 2.4078	2.2922	2.3398	Ave		2.2888				8.4		15.0			
4-Chlorotoluene	0.7661 0.7198	0.6853 0.7200	0.7828 0.7152	0.7401	0.7067	Ave		0.7295				4.4		15.0			
tert-Butylbenzene	1.8911 2.3939	1.9120 2.1518	2.3161 2.3077	2.0751	2.1555	Ave		2.1504				8.6		15.0			
1,2,4-Trimethylbenzene	2.1779 2.4862	2.0485 2.3360	2.5549 2.4254	2.3446	2.3266	Ave		2.3375				7.0		15.0			
sec-Butylbenzene	2.4199 3.2401	2.3931 2.9565	3.2020 3.1679	2.8781	2.9685	Ave		2.9033				11.0		15.0			
1,3-Dichlorobenzene	1.4217 1.3933	1.3260 1.3602	1.5660 1.3460	1.3769	1.3557	Ave		1.3932				5.4		15.0			
p-Isopropyltoluene	2.1473 2.7849	2.0718 2.6216	2.7358 2.7414	2.5559	2.5552	Ave		2.5268				11.0		15.0			
1,4-Dichlorobenzene	1.4903 1.3883	1.3816 1.3867	1.5928 1.3833	1.3848	1.3745	Ave		1.4228				5.5		15.0			
n-Butylbenzene	1.7590 2.2383	1.7428 2.1573	2.2739 2.2436	2.0719	2.1098	Ave		2.0746				10.0		15.0			

Note: The m1 coefficient is the same as Ave RRF for an Ave curve type.

FORM VI
GC/MS VOA INITIAL CALIBRATION DATA
INTERNAL STANDARD CURVE EVALUTION

Lab Name: TestAmerica North Canton Job No.: 240-1028-1 Analy Batch No.: 1969

SDG No.:

Instrument ID: A3UX14 GC Column: DB-624 ID: 0.18(mm) Heated Purge: (Y/N) Y

Calibration Start Date: 05/13/2011 10:44 Calibration End Date: 05/13/2011 13:14 Calibration ID: 985

ANALYTE	RRF					CURVE TYPE	COEFFICIENT			#	MIN RRF	%RSD	#	MAX %RSD	R^2 OR COD	#	MIN R^2 OR COD
	LVL 1 LVL 6	LVL 2 LVL 7	LVL 3 LVL 8	LVL 4	LVL 5		B	M1	M2								
1,2-Dichlorobenzene	1.3968 1.3577	1.2998 1.2950	1.4899 1.3060	1.3053	1.3320	Ave		1.3478				5.0		15.0			
1,2-Dibromo-3-Chloropropane	0.0707 0.1046	0.0876 0.1247	0.0952 0.1329	0.0857	0.0954	Lin1	-0.109	0.1254							0.9900		0.9900
1,3,5-Trichlorobenzene	0.9946 1.1061	0.9513 1.0267	1.1209 1.0624	1.0151	1.0582	Ave		1.0419				5.4		15.0			
1,2,4-Trichlorobenzene	0.9861 1.0305	0.8526 0.9312	1.0951 0.9734	0.9084	1.0057	Ave		0.9729				7.8		15.0			
Hexachlorobutadiene	0.3762 0.5137	0.3615 0.4619	0.5023 0.4733	0.4571	0.4662	Ave		0.4515				12.0		15.0			
Naphthalene	2.2685 2.4252	2.1387 2.3049	2.5447 2.5154	2.1018	2.3987	Ave		2.3372				7.0		15.0			
1,2,3-Trichlorobenzene	0.9222 0.9831	0.8033 0.8870	1.0574 0.9142	0.8671	0.9714	Ave		0.9257				8.4		15.0			
Dibromofluoromethane (Surr)	0.2238 0.2544	0.2114 0.2370	0.2193 0.2265	0.2214	0.2271	Qua	-0.161	0.2546	0						1.0000		0.9900
1,2-Dichloroethane-d4 (Surr)	0.2940 0.2809	0.2856 0.2666	0.2688 0.2610	0.2569	0.2604	Qua	-0.052	0.2774	0						1.0000		0.9900
Toluene-d8 (Surr)	1.1464 1.2650	1.0512 1.1381	1.1588 1.1451	1.0183	1.0737	Qua	-0.404	1.1914	0						0.9990		0.9900
4-Bromofluorobenzene (Surr)	1.0754 0.8680	0.8867 0.8378	0.8327 0.7886	0.8199	0.7755	Qua	-0.431	0.8899	0						1.0000		0.9900

Note: The m1 coefficient is the same as Ave RRF for an Ave curve type.

FORM VI
GC/MS VOA INITIAL CALIBRATION DATA
INTERNAL STANDARD CURVE EVALUTION

Lab Name: TestAmerica North Canton Job No.: 240-1028-1 Analy Batch No.: 1969

SDG No.:

Instrument ID: A3UX14 GC Column: DB-624 ID: 0.18(mm) Heated Purge: (Y/N) Y

Calibration Start Date: 05/13/2011 13:57 Calibration End Date: 05/13/2011 16:27 Calibration ID: 987

Calibration Files:

LEVEL:	LAB SAMPLE ID:	LAB FILE ID:
Level 1	STD1A9 240-1969/20	148171.D
Level 2	STD2A9 240-1969/19	148170.D
Level 3	STD3A9 240-1969/18	148169.D
Level 4	STD4A9 240-1969/17	148168.D
Level 5	STD5A9 240-1969/16	148167.D
Level 6	STD6A9 240-1969/15	148166.D
Level 7	STD7A9 240-1969/14	148165.D
Level 8	STD8A9 240-1969/13	148164.D

ANALYTE	RRF					CURVE TYPE	COEFFICIENT			#	MIN RRF	%RSD	#	MAX %RSD	R^2 OR COD	#	MIN R^2 OR COD
	LVL 1 LVL 6	LVL 2 LVL 7	LVL 3 LVL 8	LVL 4	LVL 5		B	M1	M2								
Dichlorofluoromethane	0.3307	0.2526	0.2552	0.2634	0.2556	Ave		0.2683				9.6		15.0			
	0.2592	0.2622	0.2677														
Ethyl ether	0.2444	0.2216	0.2105	0.2175	0.2109	Ave		0.2111				8.6		15.0			
	0.1903	0.2071	0.1866														
3-Chloro-1-propene	0.0919	0.0769	0.0810	0.0945	0.0950	Ave		0.0947				12.0		15.0			
	0.0996	0.1071	0.1116														
Methylene Chloride	0.2962	0.2181	0.2173	0.2215	0.2173	Ave		0.2286				12.0		15.0			
	0.2168	0.2234	0.2182														
2-Chloro-1,3-butadiene	0.3698	0.3394	0.3825	0.4155	0.4091	Ave		0.4092				11.0		15.0			
	0.4360	0.4568	0.4648														
Diisopropyl ether	0.1961	0.1770	0.1837	0.1942	0.1894	Ave		0.1893				3.4		15.0			
	0.1929	0.1941	0.1866														
Ethyl-t-butyl ether (ETBE)	0.6828	0.6579	0.6589	0.7073	0.7035	Ave		0.7157				7.4		15.0			
	0.7382	0.7700	0.8071														
Propionitrile	0.0390	0.0395	0.0358	0.0358	0.0355	Ave		0.0368				4.5		15.0			
	0.0375	0.0364	0.0352														
Ethyl acetate	0.1831	0.1796	0.1900	0.2155	0.2123	Ave		0.2096				11.0		15.0			
	0.2330	0.2325	0.2311														
Methacrylonitrile	0.1228	0.1452	0.1353	0.1473	0.1506	Ave		0.1462				8.2		15.0			
	0.1529	0.1572	0.1584														
Isobutyl alcohol	0.0060	0.0069	0.0070	0.0072	0.0076	Ave		0.0077				15.0		15.0			
	0.0086	0.0092	0.0090														
Tert-amyl-methyl ether (TAME)	0.4511	0.4394	0.4308	0.4700	0.4748	Ave		0.4743				7.2		15.0			
	0.4885	0.5147	0.5252														
n-Heptane	0.0512	0.0372	0.0575	0.0601	0.0578	Ave		0.0560				15.0		15.0			
	0.0612	0.0610	0.0622														
n-Butanol	0.0060	0.0085	0.0068	0.0061	0.0079	Lin1	-0.101	0.0088							0.9950		0.9900
	0.0080	0.0090	0.0091														

Note: The m1 coefficient is the same as Ave RRF for an Ave curve type.

FORM VI
GC/MS VOA INITIAL CALIBRATION DATA
INTERNAL STANDARD CURVE EVALUTION

Lab Name: TestAmerica North Canton Job No.: 240-1028-1 Analy Batch No.: 1969

SDG No.:

Instrument ID: A3UX14 GC Column: DB-624 ID: 0.18(mm) Heated Purge: (Y/N) Y

Calibration Start Date: 05/13/2011 13:57 Calibration End Date: 05/13/2011 16:27 Calibration ID: 987

ANALYTE	RRF					CURVE TYPE	COEFFICIENT			#	MIN RRF	%RSD	#	MAX %RSD	R^2 OR COD	#	MIN R^2 OR COD
	LVL 1 LVL 6	LVL 2 LVL 7	LVL 3 LVL 8	LVL 4	LVL 5		B	M1	M2								
Methyl methacrylate	0.1770 0.2231	0.1634 0.2265	0.1737 0.2260	0.2207	0.1790	Ave		0.1987				14.0		15.0			
2-Nitropropane	0.0285 0.0323	0.0235 0.0414	0.0250 0.0511	0.0283	0.0255	Qua	-0.092	0.0302	0.0001						1.0000		0.9900
n-Butyl acetate	0.3656 0.4982	0.4015 0.5066	0.3763 0.5120	0.4143	0.4242	Ave		0.4373				14.0		15.0			
Cyclohexanone	0.0227 0.0277	0.0195 0.0298	0.0245 0.0291	0.0247	0.0273	Ave		0.0257				14.0		15.0			
1,2,3-Trimethylbenzene	1.9349 2.1478	1.9001 2.2411	1.9102 2.2835	2.1068	2.0922	Ave		2.0771				7.2		15.0			
2-Methylnaphthalene	1.4494 1.3723	1.3533 1.5439	1.2640 1.4798	1.2633	1.3960	Ave		1.3902				7.1		15.0			

Note: The m1 coefficient is the same as Ave RRF for an Ave curve type.

FORM VII
GC/MS VOA CONTINUING CALIBRATION DATA

Lab Name: TestAmerica North Canton Job No.: 240-1028-1

SDG No.:

Lab Sample ID: ICV 240-1969/11 Calibration Date: 05/13/2011 13:36

Instrument ID: A3UX14 Calib Start Date: 05/13/2011 10:44

GC Column: DB-624 ID: 0.18(mm) Calib End Date: 05/13/2011 13:14

Lab File ID: 148163.D Conc. Units: ng/L Heated Purge: (Y/N) Y

ANALYTE	CURVE TYPE	AVE RRF	RRF	MIN RRF	CALC AMOUNT	SPIKE AMOUNT	%D	MAX %D
Dichlorodifluoromethane	Ave	0.1809	0.1714		47400	50000	-5.2	50.0
Chloromethane	Ave	0.2918	0.2785	0.1000	47700	50000	-4.6	50.0
Vinyl chloride	Ave	0.2223	0.2152		48400	50000	-3.2	20.0
Bromomethane	Ave	0.0706	0.0622		44100	50000	-11.8	50.0
Chloroethane	Ave	0.0509	0.0444		43600	50000	-12.8	50.0
Trichlorofluoromethane	Ave	0.2149	0.2429		56500	50000	13.0	50.0
Acrolein	Ave	0.0402	0.0393		146000	150000	-2.4	50.0
1,1-Dichloroethene	Ave	0.1866	0.2081		55800	50000	11.5	20.0
1,1,2-Trichloro-1,2,2-trichfluoroethane	Ave	0.1753	0.2091		59600	50000	19.2	50.0
Acetone	Lin1		0.0853		98300	100000	-1.7	50.0
Iodomethane	Ave	0.3631	0.4066		56000	50000	12.0	50.0
Carbon disulfide	Ave	0.4616	0.5060		54800	50000	9.6	50.0
Acetonitrile	Ave	0.0363	0.0348		144000	150000	-4.1	50.0
Methyl acetate	Ave	0.2191	0.2252		51400	50000	2.8	50.0
tert-Butyl alcohol	Ave	0.0217	0.0223		1030000	1000000	3.0	50.0
Acrylonitrile	Ave	0.1046	0.1012		145000	150000	-3.2	50.0
trans-1,2-Dichloroethene	Ave	0.2275	0.2306		50700	50000	1.4	50.0
Methyl tert-butyl ether	Ave	0.5685	0.5747		50500	50000	1.1	50.0
Hexane	Ave	0.0501	0.0561		56000	50000	12.0	20.0
1,1-Dichloroethane	Ave	0.4178	0.4336	0.1000	51900	50000	3.8	50.0
Vinyl acetate	Ave	0.0316	0.0332		52500	50000	4.9	50.0
2,2-Dichloropropane	Ave	0.1535	0.1471		47900	50000	-4.1	50.0
cis-1,2-Dichloroethene	Ave	0.2456	0.2479		50500	50000	1.0	50.0
2-Butanone	Ave	0.1203	0.1115		92700	100000	-7.3	50.0
Bromochloromethane	Ave	0.1307	0.1294		49500	50000	-1.0	50.0
Tetrahydrofuran	Ave	0.0799	0.0797		49900	50000	-0.3	50.0
Chloroform	Ave	0.3650	0.3722		51000	50000	2.0	20.0
1,1,1-Trichloroethane	Ave	0.2857	0.3007		52600	50000	5.2	50.0
Cyclohexane	Ave	0.4625	0.5050		54600	50000	9.2	50.0
1,1-Dichloropropene	Ave	0.2791	0.2861		51300	50000	2.5	50.0
Carbon tetrachloride	Ave	0.2938	0.2949		50200	50000	0.4	50.0
Benzene	Ave	0.8703	0.8392		48200	50000	-3.6	50.0
1,2-Dichloroethane	Ave	0.3410	0.3395		49800	50000	-0.5	50.0
Trichloroethene	Ave	0.2582	0.2622		50800	50000	1.5	50.0
Methylcyclohexane	Ave	0.3865	0.4050		52400	50000	4.8	50.0
1,2-Dichloropropane	Ave	0.2331	0.2274		48800	50000	-2.5	20.0
Dibromomethane	Ave	0.1218	0.1278		52500	50000	4.9	50.0
Bromodichloromethane	Ave	0.2201	0.2314		52600	50000	5.1	50.0
2-Chloroethyl vinyl ether	Ave	0.1159	0.1029		44400	50000	-11.2	50.0
cis-1,3-Dichloropropene	Ave	0.2676	0.2522		47100	50000	-5.7	50.0

FORM VII
GC/MS VOA CONTINUING CALIBRATION DATA

Lab Name: TestAmerica North Canton Job No.: 240-1028-1

SDG No.:

Lab Sample ID: ICV 240-1969/11 Calibration Date: 05/13/2011 13:36

Instrument ID: A3UX14 Calib Start Date: 05/13/2011 10:44

GC Column: DB-624 ID: 0.18(mm) Calib End Date: 05/13/2011 13:14

Lab File ID: 148163.D Conc. Units: ng/L Heated Purge: (Y/N) Y

ANALYTE	CURVE TYPE	AVE RRF	RRF	MIN RRF	CALC AMOUNT	SPIKE AMOUNT	%D	MAX %D
4-Methyl-2-pentanone	Ave	0.3207	0.3246		101000	100000	1.2	50.0
Toluene	Ave	1.283	1.237		48200	50000	-3.6	20.0
trans-1,3-Dichloropropene	Lin1		0.3046		42900	50000	-14.2	50.0
1,1,2-Trichloroethane	Ave	0.2271	0.2258		49700	50000	-0.6	50.0
Tetrachloroethene	Ave	0.2700	0.2778		51400	50000	2.9	50.0
1,3-Dichloropropane	Ave	0.3779	0.3691		48800	50000	-2.3	50.0
2-Hexanone	Ave	0.2080	0.2004		96300	100000	-3.7	50.0
Dibromochloromethane	Ave	0.2553	0.2494		48900	50000	-2.3	50.0
1,2-Dibromoethane	Ave	0.2310	0.2313		50100	50000	0.1	50.0
Chlorobenzene	Ave	0.8850	0.8444	0.3000	47700	50000	-4.6	50.0
1,1,1,2-Tetrachloroethane	Ave	0.2996	0.3092		51600	50000	3.2	50.0
Ethylbenzene	Ave	0.4558	0.4441		48700	50000	-2.6	20.0
m-Xylene & p-Xylene	Ave	0.5508	0.5403		98100	100000	-1.9	50.0
o-Xylene	Ave	0.5516	0.5538		50200	50000	0.4	50.0
Styrene	Ave	0.8679	0.8479		48800	50000	-2.3	50.0
Bromoform	Qua		0.1386	0.1000	43700	50000	-12.6	50.0
Isopropylbenzene	Ave	1.451	1.487		51200	50000	2.5	50.0
1,1,2,2-Tetrachloroethane	Ave	0.4912	0.5016	0.3000	51100	50000	2.1	50.0
Bromobenzene	Ave	0.7277	0.7047		48400	50000	-3.2	50.0
1,2,3-Trichloropropane	Ave	0.1866	0.1847		49500	50000	-1.0	50.0
trans-1,4-Dichloro-2-butene	Ave	0.1800	0.1839		102000	100000	2.1	50.0
n-Propylbenzene	Ave	0.7926	0.8123		51200	50000	2.5	50.0
2-Chlorotoluene	Ave	0.7346	0.7204		49000	50000	-1.9	50.0
1,3,5-Trimethylbenzene	Ave	2.289	2.364		51600	50000	3.3	50.0
4-Chlorotoluene	Ave	0.7295	0.6905		47300	50000	-5.3	50.0
tert-Butylbenzene	Ave	2.150	2.293		53300	50000	6.6	50.0
1,2,4-Trimethylbenzene	Ave	2.338	2.419		51700	50000	3.5	50.0
sec-Butylbenzene	Ave	2.903	3.072		52900	50000	5.8	50.0
1,3-Dichlorobenzene	Ave	1.393	1.334		47900	50000	-4.2	50.0
p-Isopropyltoluene	Ave	2.527	2.726		53900	50000	7.9	50.0
1,4-Dichlorobenzene	Ave	1.423	1.337		47000	50000	-6.1	50.0
n-Butylbenzene	Ave	2.075	2.151		51800	50000	3.7	50.0
1,2-Dichlorobenzene	Ave	1.348	1.307		48500	50000	-3.0	50.0
1,2-Dibromo-3-Chloropropane	Lin1		0.1066		43400	50000	-13.2	50.0
1,2,4-Trichlorobenzene	Ave	0.9729	1.017		52200	50000	4.5	50.0
Hexachlorobutadiene	Ave	0.4515	0.4695		52000	50000	4.0	50.0
Naphthalene	Ave	2.337	2.454		52500	50000	5.0	50.0
1,2,3-Trichlorobenzene	Ave	0.9257	0.9622		52000	50000	3.9	50.0
Dibromofluoromethane (Surr)	Qua		0.2552		52200	50000	4.4	50.0
1,2-Dichloroethane-d4 (Surr)	Qua		0.2845		52300	50000	4.6	50.0
Toluene-d8 (Surr)	Qua		1.268		54100	50000	8.2	50.0

FORM VII
GC/MS VOA CONTINUING CALIBRATION DATA

Lab Name: TestAmerica North Canton Job No.: 240-1028-1

SDG No.:

Lab Sample ID: ICV 240-1969/11 Calibration Date: 05/13/2011 13:36

Instrument ID: A3UX14 Calib Start Date: 05/13/2011 10:44

GC Column: DB-624 ID: 0.18(mm) Calib End Date: 05/13/2011 13:14

Lab File ID: 148163.D Conc. Units: ng/L Heated Purge: (Y/N) Y

ANALYTE	CURVE TYPE	AVE RRF	RRF	MIN RRF	CALC AMOUNT	SPIKE AMOUNT	%D	MAX %D
4-Bromofluorobenzene (Surr)	Qua		0.8627		50400	50000	0.8	50.0

FORM VII
GC/MS VOA CONTINUING CALIBRATION DATA

Lab Name: TestAmerica North Canton Job No.: 240-1028-1

SDG No.:

Lab Sample ID: ICV 240-1969/11 Calibration Date: 05/13/2011 13:36

Instrument ID: A3UX14 Calib Start Date: 05/13/2011 13:57

GC Column: DB-624 ID: 0.18(mm) Calib End Date: 05/13/2011 16:27

Lab File ID: 148163.D Conc. Units: ng/L Heated Purge: (Y/N) Y

ANALYTE	CURVE TYPE	AVE RRF	RRF	MIN RRF	CALC AMOUNT	SPIKE AMOUNT	%D	MAX %D
Ethyl ether	Ave	0.2111	0.1902		45000	50000	-9.9	50.0
Methylene Chloride	Ave	0.2286	0.2191		47900	50000	-4.1	50.0
Diisopropyl ether	Ave	0.1893	0.1964		51900	50000	3.8	50.0
Isobutyl alcohol	Ave	0.0077	0.0091		2970000	2500000	18.7	50.0
Cyclohexanone	Ave	0.0257	0.0129		504000	1000000	-49.6	50.0
1,2,3-Trimethylbenzene	Ave	2.077	2.474		59500	50000	19.1	50.0

FORM VII
GC/MS VOA CONTINUING CALIBRATION DATA

Lab Name: TestAmerica North Canton Job No.: 240-1028-1

SDG No.:

Lab Sample ID: CCV 240-5403/3 Calibration Date: 06/20/2011 21:18

Instrument ID: A3UX14 Calib Start Date: 05/13/2011 10:44

GC Column: DB-624 ID: 0.18(mm) Calib End Date: 05/13/2011 13:14

Lab File ID: 149169.D Conc. Units: ng/L Heated Purge: (Y/N) Y

ANALYTE	CURVE TYPE	AVE RRF	RRF	MIN RRF	CALC AMOUNT	SPIKE AMOUNT	%D	MAX %D
Dichlorodifluoromethane	Ave	0.1809	0.1969		54400	50000	8.8	50.0
Chloromethane	Ave	0.2918	0.3187	0.1000	54600	50000	9.2	50.0
Vinyl chloride	Ave	0.2223	0.2275		51200	50000	2.4	20.0
Bromomethane	Ave	0.0706	0.0810		57400	50000	14.7	50.0
Chloroethane	Ave	0.0509	0.1039		102000	50000	104.2*	50.0
Trichlorofluoromethane	Ave	0.2149	0.2267		52700	50000	5.5	50.0
Acrolein	Ave	0.0402	0.0311		387000	500000	-22.6	50.0
1,1-Dichloroethene	Ave	0.1866	0.1775		47600	50000	-4.9	20.0
1,1,2-Trichloro-1,2,2-trichfluoroethane	Ave	0.1753	0.1837		52400	50000	4.8	50.0
Acetone	Lin1		0.0769		88000	100000	-12.0	50.0
Iodomethane	Ave	0.3631	0.3527		48600	50000	-2.9	50.0
Carbon disulfide	Ave	0.4616	0.3717		40300	50000	-19.5	50.0
Acetonitrile	Ave	0.0363	0.0292		402000	500000	-19.6	50.0
Methyl acetate	Ave	0.2191	0.2069		94400	100000	-5.6	50.0
tert-Butyl alcohol	Ave	0.0217	0.0157		726000	1000000	-27.4	50.0
Acrylonitrile	Ave	0.1046	0.0917		87700	100000	-12.3	50.0
trans-1,2-Dichloroethene	Ave	0.2275	0.2132		46900	50000	-6.3	50.0
Methyl tert-butyl ether	Ave	0.5685	0.5131		45100	50000	-9.7	50.0
Hexane	Ave	0.0501	0.0518		51700	50000	3.4	20.0
1,1-Dichloroethane	Ave	0.4178	0.4152	0.1000	49700	50000	-0.6	50.0
Vinyl acetate	Ave	0.0316	0.0232		36600	50000	-26.7	50.0
2,2-Dichloropropane	Ave	0.1535	0.1549		50400	50000	0.9	50.0
cis-1,2-Dichloroethene	Ave	0.2456	0.2329		47400	50000	-5.2	50.0
2-Butanone	Ave	0.1203	0.1047		87000	100000	-13.0	50.0
Bromochloromethane	Ave	0.1307	0.1253		47900	50000	-4.1	50.0
Tetrahydrofuran	Ave	0.0799	0.0718		45000	50000	-10.1	50.0
Chloroform	Ave	0.3650	0.3568		48900	50000	-2.3	20.0
1,1,1-Trichloroethane	Ave	0.2857	0.2948		51600	50000	3.2	50.0
Cyclohexane	Ave	0.4625	0.5060		54700	50000	9.4	50.0
1,1-Dichloropropene	Ave	0.2791	0.2770		49600	50000	-0.7	50.0
Carbon tetrachloride	Ave	0.2938	0.2842		48400	50000	-3.3	50.0
Benzene	Ave	0.8703	0.8256		47400	50000	-5.1	50.0
1,2-Dichloroethane	Ave	0.3410	0.3423		50200	50000	0.4	50.0
Trichloroethene	Ave	0.2582	0.2569		49700	50000	-0.5	50.0
Methylcyclohexane	Ave	0.3865	0.3651		47200	50000	-5.5	50.0
1,2-Dichloropropane	Ave	0.2331	0.2298		49300	50000	-1.4	20.0
Dibromomethane	Ave	0.1218	0.1177		48300	50000	-3.3	50.0
1,4-Dioxane	Ave	0.0023	0.0019		2020000	2500000	-19.2	50.0
Bromodichloromethane	Ave	0.2201	0.2134		48500	50000	-3.1	50.0
2-Chloroethyl vinyl ether	Ave	0.1159	0.0937		80800	100000	-19.2	50.0

FORM VII
GC/MS VOA CONTINUING CALIBRATION DATA

Lab Name: TestAmerica North Canton Job No.: 240-1028-1

SDG No.:

Lab Sample ID: CCV 240-5403/3 Calibration Date: 06/20/2011 21:18

Instrument ID: A3UX14 Calib Start Date: 05/13/2011 10:44

GC Column: DB-624 ID: 0.18(mm) Calib End Date: 05/13/2011 13:14

Lab File ID: 149169.D Conc. Units: ng/L Heated Purge: (Y/N) Y

ANALYTE	CURVE TYPE	AVE RRF	RRF	MIN RRF	CALC AMOUNT	SPIKE AMOUNT	%D	MAX %D
cis-1,3-Dichloropropene	Ave	0.2676	0.2638		49300	50000	-1.4	50.0
4-Methyl-2-pentanone	Ave	0.3207	0.2860		89200	100000	-10.8	50.0
Toluene	Ave	1.283	1.195		46600	50000	-6.9	20.0
trans-1,3-Dichloropropene	Lin1		0.3044		42900	50000	-14.2	50.0
Ethyl methacrylate	Ave	0.2919	0.2534		43400	50000	-13.2	50.0
1,1,2-Trichloroethane	Ave	0.2271	0.2148		47300	50000	-5.4	50.0
Tetrachloroethene	Ave	0.2700	0.2750		50900	50000	1.8	50.0
1,3-Dichloropropane	Ave	0.3779	0.3522		46600	50000	-6.8	50.0
2-Hexanone	Ave	0.2080	0.1763		84700	100000	-15.3	50.0
Dibromochloromethane	Ave	0.2553	0.2280		44700	50000	-10.7	50.0
1,2-Dibromoethane	Ave	0.2310	0.2180		47200	50000	-5.6	50.0
Chlorobenzene	Ave	0.8850	0.8337	0.3000	47100	50000	-5.8	50.0
1,1,1,2-Tetrachloroethane	Ave	0.2996	0.3053		51000	50000	1.9	50.0
Ethylbenzene	Ave	0.4558	0.4199		46100	50000	-7.9	20.0
m-Xylene & p-Xylene	Ave	0.5508	0.5213		94700	100000	-5.3	50.0
o-Xylene	Ave	0.5516	0.5166		46800	50000	-6.4	50.0
Styrene	Ave	0.8679	0.8102		46700	50000	-6.7	50.0
Bromoform	Qua		0.1125	0.1000	36100	50000	-27.8	50.0
Isopropylbenzene	Ave	1.451	1.394		48000	50000	-3.9	50.0
1,1,2,2-Tetrachloroethane	Ave	0.4912	0.4522	0.3000	46000	50000	-8.0	50.0
Bromobenzene	Ave	0.7277	0.7047		48400	50000	-3.2	50.0
1,2,3-Trichloropropane	Ave	0.1866	0.1711		45800	50000	-8.3	50.0
trans-1,4-Dichloro-2-butene	Ave	0.1800	0.1717		47700	50000	-4.6	50.0
n-Propylbenzene	Ave	0.7926	0.7525		47500	50000	-5.1	50.0
2-Chlorotoluene	Ave	0.7346	0.7023		47800	50000	-4.4	50.0
1,3,5-Trimethylbenzene	Ave	2.289	2.268		49500	50000	-0.9	50.0
4-Chlorotoluene	Ave	0.7295	0.6754		46300	50000	-7.4	50.0
tert-Butylbenzene	Ave	2.150	2.162		50300	50000	0.5	50.0
1,2,4-Trimethylbenzene	Ave	2.338	2.212		47300	50000	-5.4	50.0
sec-Butylbenzene	Ave	2.903	2.824		48600	50000	-2.7	50.0
1,3-Dichlorobenzene	Ave	1.393	1.288		46200	50000	-7.6	50.0
p-Isopropyltoluene	Ave	2.527	2.471		48900	50000	-2.2	50.0
1,4-Dichlorobenzene	Ave	1.423	1.302		45700	50000	-8.5	50.0
n-Butylbenzene	Ave	2.075	1.861		44900	50000	-10.3	50.0
1,2-Dichlorobenzene	Ave	1.348	1.247		46300	50000	-7.5	50.0
1,2-Dibromo-3-Chloropropane	Lin1		0.0755		31000	50000	-38.0	50.0
1,3,5-Trichlorobenzene	Ave	1.042	0.9401		45100	50000	-9.8	50.0
1,2,4-Trichlorobenzene	Ave	0.9729	0.8414		43200	50000	-13.5	50.0
Hexachlorobutadiene	Ave	0.4515	0.4066		45000	50000	-10.0	50.0
Naphthalene	Ave	2.337	1.905		40700	50000	-18.5	50.0
1,2,3-Trichlorobenzene	Ave	0.9257	0.7886		42600	50000	-14.8	50.0

FORM VII
GC/MS VOA CONTINUING CALIBRATION DATA

Lab Name: TestAmerica North Canton Job No.: 240-1028-1

SDG No.:

Lab Sample ID: CCV 240-5403/3 Calibration Date: 06/20/2011 21:18

Instrument ID: A3UX14 Calib Start Date: 05/13/2011 10:44

GC Column: DB-624 ID: 0.18(mm) Calib End Date: 05/13/2011 13:14

Lab File ID: 149169.D Conc. Units: ng/L Heated Purge: (Y/N) Y

ANALYTE	CURVE TYPE	AVE RRF	RRF	MIN RRF	CALC AMOUNT	SPIKE AMOUNT	%D	MAX %D
Dibromofluoromethane (Surr)	Qua		0.2462		50300	50000	0.6	50.0
1,2-Dichloroethane-d4 (Surr)	Qua		0.2851		52400	50000	4.8	50.0
Toluene-d8 (Surr)	Qua		1.245		53100	50000	6.2	50.0
4-Bromofluorobenzene (Surr)	Qua		0.8579		50100	50000	0.2	50.0

FORM VII
GC/MS VOA CONTINUING CALIBRATION DATA

Lab Name: TestAmerica North Canton Job No.: 240-1028-1

SDG No.:

Lab Sample ID: CCV 240-5403/3 Calibration Date: 06/20/2011 21:18

Instrument ID: A3UX14 Calib Start Date: 05/13/2011 13:57

GC Column: DB-624 ID: 0.18(mm) Calib End Date: 05/13/2011 16:27

Lab File ID: 149169.D Conc. Units: ng/L Heated Purge: (Y/N) Y

ANALYTE	CURVE TYPE	AVE RRF	RRF	MIN RRF	CALC AMOUNT	SPIKE AMOUNT	%D	MAX %D
Methylene Chloride	Ave	0.2286	0.2257		49400	50000	-1.3	50.0

FORM VII
GC/MS VOA CONTINUING CALIBRATION DATA

Lab Name: TestAmerica North Canton Job No.: 240-1028-1

SDG No.:

Lab Sample ID: CCV 240-5403/4 Calibration Date: 06/20/2011 21:39

Instrument ID: A3UX14 Calib Start Date: 05/13/2011 10:44

GC Column: DB-624 ID: 0.18(mm) Calib End Date: 05/13/2011 13:14

Lab File ID: 149170.D Conc. Units: ng/L Heated Purge: (Y/N) Y

ANALYTE	CURVE TYPE	AVE RRF	RRF	MIN RRF	CALC AMOUNT	SPIKE AMOUNT	%D	MAX %D
Dibromofluoromethane (Surr)	Qua		0.2360		48200	50000	-3.6	50.0
1,2-Dichloroethane-d4 (Surr)	Qua		0.2872		52800	50000	5.6	50.0
Toluene-d8 (Surr)	Qua		1.254		53500	50000	7.0	50.0
4-Bromofluorobenzene (Surr)	Qua		0.8835		51600	50000	3.2	50.0

FORM VII
GC/MS VOA CONTINUING CALIBRATION DATA

Lab Name: TestAmerica North Canton Job No.: 240-1028-1

SDG No.:

Lab Sample ID: CCV 240-5403/4 Calibration Date: 06/20/2011 21:39

Instrument ID: A3UX14 Calib Start Date: 05/13/2011 13:57

GC Column: DB-624 ID: 0.18(mm) Calib End Date: 05/13/2011 16:27

Lab File ID: 149170.D Conc. Units: ng/L Heated Purge: (Y/N) Y

ANALYTE	CURVE TYPE	AVE RRF	RRF	MIN RRF	CALC AMOUNT	SPIKE AMOUNT	%D	MAX %D
Dichlorofluoromethane	Ave	0.2683	0.2036		37900	50000	-24.1	50.0
Ethyl ether	Ave	0.2111	0.1551		36700	50000	-26.5	50.0
3-Chloro-1-propene	Ave	0.0947	0.0653		34500	50000	-31.0	50.0
Methylene Chloride	Ave	0.2286	0.2178		95300	100000	-4.7	50.0
2-Chloro-1,3-butadiene	Ave	0.4092	0.3608		44100	50000	-11.8	50.0
Diisopropyl ether	Ave	0.1893	0.1675		221000	250000	-11.5	50.0
Ethyl-t-butyl ether (ETBE)	Ave	0.7157	0.6848		47800	50000	-4.3	50.0
Propionitrile	Ave	0.0368	0.0361		98100	100000	-1.9	50.0
Ethyl acetate	Ave	0.2096	0.2158		103000	100000	3.0	50.0
Methacrylonitrile	Ave	0.1462	0.1494		51100	50000	2.2	50.0
Isobutyl alcohol	Ave	0.0077	0.0093		1210000	1000000	20.7	50.0
Tert-amyl-methyl ether (TAME)	Ave	0.4743	0.4427		46700	50000	-6.7	50.0
n-Heptane	Ave	0.0560	0.0490		43700	50000	-12.6	50.0
n-Butanol	Lin1		0.0097		1110000	1000000	10.5	50.0
Methyl methacrylate	Ave	0.1987	0.1862		46900	50000	-6.3	50.0
2-Nitropropane	Qua		0.0366		105000	100000	4.9	50.0
Cyclohexanone	Ave	0.0257	0.0369		719000	500000	43.9	50.0
1,2,3-Trimethylbenzene	Ave	2.077	2.231		53700	50000	7.4	50.0
2-Methylnaphthalene	Ave	1.390	1.137		81800	100000	-18.2	50.0

FORM IV
GC/MS VOA METHOD BLANK SUMMARY

Lab Name: TestAmerica North Canton Job No.: 240-1028-1

SDG No.:

Lab File ID: 149172.D Lab Sample ID: MB 240-5403/6

Matrix: Solid Heated Purge:(Y/N) Y

Instrument ID: A3UX14 Date Analyzed: 06/20/2011 22:22

GC Column: DB-624 ID: 0.18(mm)

THIS METHOD BLANK APPLIES TO THE FOLLOWING SAMPLES:

CLIENT SAMPLE ID	LAB SAMPLE ID	LAB FILE ID	DATE ANALYZED
	LCS 240-5403/7	149173.D	06/20/2011 22:44
DR-TP-A47-10	240-1028-1	149187.D	06/21/2011 04:01
DR-TP-A45-08	240-1028-2	149188.D	06/21/2011 04:23
DR-TP-A46-06	240-1028-3	149189.D	06/21/2011 04:44
DR-TP-A48-04	240-1028-4	149190.D	06/21/2011 05:06

FORM I
GC/MS VOA ORGANICS ANALYSIS DATA SHEET

Lab Name: TestAmerica North Canton Job No.: 240-1028-1

SDG No.:

Client Sample ID: Lab Sample ID: MB 240-5403/6

Matrix: Solid Lab File ID: 149172.D

Analysis Method: 8260B Date Collected:

Sample wt/vol: 5(g) Date Analyzed: 06/20/2011 22:22

Soil Aliquot Vol: Dilution Factor: 1

Soil Extract Vol.: GC Column: DB-624 ID: 0.18(mm)

% Moisture: Level: (low/med) Low

Analysis Batch No.: 5403 Units: ug/Kg

CAS NO.	COMPOUND NAME	RESULT	Q	RL	MDL
630-20-6	1,1,1,2-Tetrachloroethane	5.0	U	5.0	0.62
71-55-6	1,1,1-Trichloroethane	5.0	U	5.0	0.56
79-34-5	1,1,2,2-Tetrachloroethane	5.0	U	5.0	0.34
76-13-1	1,1,2-Trichloro-1,2,2-trichfluoroethane	5.0	U	5.0	1.3
75-34-3	1,1-Dichloroethane	5.0	U	5.0	0.36
75-35-4	1,1-Dichloroethene	5.0	U	5.0	0.52
563-58-6	1,1-Dichloropropene	5.0	U	5.0	0.30
87-61-6	1,2,3-Trichlorobenzene	5.0	U	5.0	0.38
96-18-4	1,2,3-Trichloropropane	5.0	U	5.0	0.90
526-73-8	1,2,3-Trimethylbenzene	5.0	U	5.0	0.17
120-82-1	1,2,4-Trichlorobenzene	5.0	U	5.0	0.27
95-63-6	1,2,4-Trimethylbenzene	5.0	U	5.0	0.65
96-12-8	1,2-Dibromo-3-Chloropropane	10	U	10	1.3
95-50-1	1,2-Dichlorobenzene	5.0	U	5.0	0.36
107-06-2	1,2-Dichloroethane	5.0	U	5.0	0.34
78-87-5	1,2-Dichloropropane	5.0	U	5.0	0.69
541-73-1	1,3-Dichlorobenzene	5.0	U	5.0	0.35
142-28-9	1,3-Dichloropropane	5.0	U	5.0	0.34
106-46-7	1,4-Dichlorobenzene	5.0	U	5.0	0.66
594-20-7	2,2-Dichloropropane	5.0	U	5.0	0.94
78-93-3	2-Butanone	20	U	20	1.4
110-75-8	2-Chloroethyl vinyl ether	50	U	50	1.4
95-49-8	2-Chlorotoluene	5.0	U	5.0	0.40
591-78-6	2-Hexanone	20	U	20	0.63
106-43-4	4-Chlorotoluene	5.0	U	5.0	0.41
99-87-6	p-Isopropyltoluene	5.0	U	5.0	0.21
108-10-1	4-Methyl-2-pentanone	20	U	20	0.54
67-64-1	Acetone	8.83	J	20	6.3
71-43-2	Benzene	5.0	U	5.0	0.23
108-86-1	Bromobenzene	5.0	U	5.0	0.33
75-25-2	Bromoform	5.0	U	5.0	0.33
74-83-9	Bromomethane	5.0	U	5.0	0.54
75-15-0	Carbon disulfide	5.0	U	5.0	0.44
56-23-5	Carbon tetrachloride	5.0	U	5.0	0.37
108-90-7	Chlorobenzene	5.0	U	5.0	0.33

FORM I
GC/MS VOA ORGANICS ANALYSIS DATA SHEET

Lab Name: TestAmerica North Canton | Job No.: 240-1028-1

SDG No.:

Client Sample ID: | Lab Sample ID: MB 240-5403/6

Matrix: Solid | Lab File ID: 149172.D

Analysis Method: 8260B | Date Collected:

Sample wt/vol: 5(g) | Date Analyzed: 06/20/2011 22:22

Soil Aliquot Vol: | Dilution Factor: 1

Soil Extract Vol.: | GC Column: DB-624 ID: 0.18(mm)

% Moisture: | Level: (low/med) Low

Analysis Batch No.: 5403 | Units: ug/Kg

CAS NO.	COMPOUND NAME	RESULT	Q	RL	MDL
124-48-1	Dibromochloromethane	5.0	U	5.0	0.55
75-00-3	Chloroethane	5.0	U	5.0	0.86
67-66-3	Chloroform	5.0	U	5.0	0.29
74-87-3	Chloromethane	5.0	U	5.0	0.41
156-59-2	cis-1,2-Dichloroethene	5.0	U	5.0	0.36
10061-01-5	cis-1,3-Dichloropropene	5.0	U	5.0	0.34
74-95-3	Dibromomethane	5.0	U	5.0	0.63
74-97-5	Bromochloromethane	5.0	U	5.0	0.71
75-71-8	Dichlorodifluoromethane	5.0	U	5.0	0.50
75-27-4	Bromodichloromethane	5.0	U	5.0	0.28
75-65-0	tert-Butyl alcohol	200	U	200	7.6
100-41-4	Ethylbenzene	5.0	U	5.0	0.26
87-68-3	Hexachlorobutadiene	5.0	U	5.0	1.2
108-20-3	Diisopropyl ether	10	U	10	1.5
98-82-8	Isopropylbenzene	5.0	U	5.0	0.16
1634-04-4	Methyl tert-butyl ether	20	U	20	0.43
75-09-2	Methylene Chloride	7.64		5.0	0.67
179601-23-1	m-Xylene & p-Xylene	10	U	10	1.2
91-20-3	Naphthalene	0.363	J	5.0	0.19
104-51-8	n-Butylbenzene	5.0	U	5.0	0.23
103-65-1	n-Propylbenzene	5.0	U	5.0	0.40
95-47-6	o-Xylene	5.0	U	5.0	0.35
135-98-8	sec-Butylbenzene	5.0	U	5.0	0.18
100-42-5	Styrene	5.0	U	5.0	0.15
994-05-8	Tert-amyl-methyl ether (TAME)	5.0	U	5.0	0.37
637-92-3	Ethyl-t-butyl ether (ETBE)	5.0	U	5.0	0.22
127-18-4	Tetrachloroethene	5.0	U	5.0	0.52
108-88-3	Toluene	5.0	U	5.0	0.27
156-60-5	trans-1,2-Dichloroethene	5.0	U	5.0	0.41
10061-02-6	trans-1,3-Dichloropropene	5.0	U	5.0	0.54
79-01-6	Trichloroethene	5.0	U	5.0	0.42
75-69-4	Trichlorofluoromethane	5.0	U	5.0	0.34
108-05-4	Vinyl acetate	10	U	10	0.25
75-01-4	Vinyl chloride	5.0	U	5.0	0.39
1330-20-7	Xylenes, Total	10	U	10	0.67

FORM I
GC/MS VOA ORGANICS ANALYSIS DATA SHEET

Lab Name: TestAmerica North Canton | Job No.: 240-1028-1

SDG No.:

Client Sample ID: | Lab Sample ID: MB 240-5403/6

Matrix: Solid | Lab File ID: 149172.D

Analysis Method: 8260B | Date Collected:

Sample wt/vol: 5(g) | Date Analyzed: 06/20/2011 22:22

Soil Aliquot Vol: | Dilution Factor: 1

Soil Extract Vol.: | GC Column: DB-624 ID: 0.18(mm)

% Moisture: | Level: (low/med) Low

Analysis Batch No.: 5403 | Units: ug/Kg

CAS NO.	COMPOUND NAME	RESULT	Q	RL	MDL
98-06-6	tert-Butylbenzene	5.0	U	5.0	0.29
106-93-4	1,2-Dibromoethane	5.0	U	5.0	0.50

CAS NO.	SURROGATE	%REC	Q	LIMITS
2037-26-5	Toluene-d8 (Surr)	103		67-125
1868-53-7	Dibromofluoromethane (Surr)	90		37-132
460-00-4	4-Bromofluorobenzene (Surr)	96		52-136
17060-07-0	1,2-Dichloroethane-d4 (Surr)	104		58-123

FORM I
GC/MS VOA ORGANICS ANALYSIS DATA SHEET
TENTATIVELY IDENTIFIED COMPOUNDS

Lab Name: TestAmerica North Canton Job No.: 240-1028-1

SDG No.:

Client Sample ID: Lab Sample ID: MB 240-5403/6

Matrix: Solid Lab File ID: 149172.D

Analysis Method: 8260B Date Collected:

Sample wt/vol: 5(g) Date Analyzed: 06/20/2011 22:22

Soil Aliquot Vol: Dilution Factor: 1

Soil Extract Vol.: GC Column: DB-624 ID: 0.18(mm)

% Moisture: Level: (low/med) Low

Analysis Batch No.: 5403 Units: ug/Kg

Number TICs Found: 1 TIC Result Total: 0.63

CAS NO.	COMPOUND NAME	RT	RESULT	Q
	Tentatively Identified Compound		None	
60-29-7	Ethyl ether	2.89	0.630	J

FORM I-TIC 8260B

FORM II
GC/MS VOA SURROGATE RECOVERY

Lab Name: TestAmerica North Canton Job No.: 240-1028-1

SDG No.:

Matrix: Solid Level: Low

GC Column (1): DB-624 ID: 0.18 (mm)

Client Sample ID	Lab Sample ID	DBFM	#	DCA	#	TOL	#	BFB	#
DR-TP-A47-10	240-1028-1	86		100		114		121	
DR-TP-A45-08	240-1028-2	86		107		106		99	
DR-TP-A46-06	240-1028-3	87		107		105		98	
DR-TP-A48-04	240-1028-4	87		105		107		103	
	MB 240-5403/6	90		104		103		96	
	LCS 240-5403/7	105		108		104		100	

	QC LIMITS
DBFM = Dibromofluoromethane (Surr)	37-132
DCA = 1,2-Dichloroethane-d4 (Surr)	58-123
TOL = Toluene-d8 (Surr)	67-125
BFB = 4-Bromofluorobenzene (Surr)	52-136

Column to be used to flag recovery values

FORM II 8260B

FORM III
GC/MS VOA LAB CONTROL SAMPLE RECOVERY

Lab Name: TestAmerica North Canton Job No.: 240-1028-1

SDG No.:

Matrix: Solid Level: Low Lab File ID: 149173.D

Lab ID: LCS 240-5403/7 Client ID:

COMPOUND	SPIKE ADDED (ug/Kg)	LCS CONCENTRATION (ug/Kg)	LCS % REC	QC LIMITS REC	#
1,1,1,2-Tetrachloroethane	50.0	48.9	98	81-119	
1,1,1-Trichloroethane	50.0	51.9	104	77-126	
1,1,2,2-Tetrachloroethane	50.0	47.7	95	77-123	
1,1,2-Trichloro-1,2,2-trichfluoroethane	50.0	59.7	119	82-138	
1,1-Dichloroethane	50.0	51.6	103	76-115	
1,1-Dichloroethene	50.0	50.9	102	75-135	
1,1-Dichloropropene	50.0	47.5	95	80-120	
1,2,3-Trichlorobenzene	50.0	45.1	90	61-121	
1,2,3-Trichloropropane	50.0	47.2	94	84-126	
1,2,3-Trimethylbenzene	50.0	54.2	108	70-130	
1,2,4-Trichlorobenzene	50.0	42.4	85	64-124	
1,2,4-Trimethylbenzene	50.0	46.9	94	80-129	
1,2-Dibromo-3-Chloropropane	50.0	36.8	74	61-132	
1,2-Dichlorobenzene	50.0	45.2	90	76-110	
1,2-Dichloroethane	50.0	49.2	98	72-120	
1,2-Dichloropropane	50.0	46.8	94	87-113	
1,3-Dichlorobenzene	50.0	44.5	89	78-111	
1,3-Dichloropropane	50.0	44.4	89	82-118	
1,4-Dichlorobenzene	50.0	43.7	87	75-110	
2,2-Dichloropropane	50.0	51.0	102	69-135	
2-Butanone	100	93.0	93	52-131	
2-Chloroethyl vinyl ether	50.0	42.0 J	84	28-173	
2-Chlorotoluene	50.0	45.5	91	78-119	
2-Hexanone	100	97.6	98	64-136	
4-Chlorotoluene	50.0	45.1	90	79-118	
p-Isopropyltoluene	50.0	48.4	97	77-131	
4-Methyl-2-pentanone	100	105	105	67-135	
Acetone	100	109	109	41-137	
Benzene	50.0	45.2	90	79-112	
Bromobenzene	50.0	45.5	91	81-115	
Bromoform	50.0	37.0	74	62-133	
Bromomethane	50.0	55.0	110	42-136	
Carbon disulfide	50.0	41.2	82	62-146	
Carbon tetrachloride	50.0	48.9	98	71-129	
Chlorobenzene	50.0	44.6	89	78-110	
Dibromochloromethane	50.0	41.5	83	72-127	
Chloroethane	50.0	116	232	58-117	*
Chloroform	50.0	50.4	101	77-114	
Chloromethane	50.0	54.9	110	50-110	
cis-1,2-Dichloroethene	50.0	48.7	97	76-113	
cis-1,3-Dichloropropene	50.0	42.8	86	74-128	

Column to be used to flag recovery and RPD values

FORM III 8260B

FORM III
GC/MS VOA LAB CONTROL SAMPLE RECOVERY

Lab Name: TestAmerica North Canton Job No.: 240-1028-1

SDG No.:

Matrix: Solid Level: Low Lab File ID: 149173.D

Lab ID: LCS 240-5403/7 Client ID:

COMPOUND	SPIKE ADDED (ug/Kg)	LCS CONCENTRATION (ug/Kg)	LCS % REC	QC LIMITS REC	#
Dibromomethane	50.0	49.0	98	85-120	
Bromochloromethane	50.0	48.7	97	79-111	
Dichlorodifluoromethane	50.0	47.1	94	26-113	
Bromodichloromethane	50.0	45.8	92	84-122	
tert-Butyl alcohol	1000	767	77	60-125	
Ethylbenzene	50.0	43.8	88	79-117	
Hexachlorobutadiene	50.0	44.4	89	54-131	
Diisopropyl ether	50.0	49.6	99	82-119	
Isopropylbenzene	50.0	46.3	93	76-122	
Methyl tert-butyl ether	50.0	49.6	99	49-165	
Methylene Chloride	50.0	54.4	109	75-118	
m-Xylene & p-Xylene	100	89.4	89	80-117	
Naphthalene	50.0	44.0	88	65-123	
n-Butylbenzene	50.0	46.0	92	68-135	
n-Propylbenzene	50.0	46.3	93	81-129	
o-Xylene	50.0	45.7	91	80-120	
sec-Butylbenzene	50.0	46.4	93	74-129	
Styrene	50.0	44.2	88	87-117	
Tetrachloroethene	50.0	47.5	95	79-114	
Toluene	50.0	42.8	86	75-111	
trans-1,2-Dichloroethene	50.0	48.6	97	78-117	
trans-1,3-Dichloropropene	50.0	37.9	76	73-131	
Trichloroethene	50.0	47.5	95	79-113	
Trichlorofluoromethane	50.0	55.6	111	57-146	
Vinyl acetate	50.0	49.5	99	70-130	
Vinyl chloride	50.0	52.1	104	57-114	
tert-Butylbenzene	50.0	46.2	92	76-126	
1,2-Dibromoethane	50.0	46.6	93	83-117	

Column to be used to flag recovery and RPD values

FORM III 8260B

FORM VIII
GC/MS VOA INTERNAL STANDARD AREA AND RETENTION TIME SUMMARY

Lab Name: TestAmerica North Canton Job No.: 240-1028-1

SDG No.:

Sample No.: STD8260 240-1969/5 Date Analyzed: 05/13/2011 11:27

Instrument ID: A3UX14 GC Column: DB-624 ID: 0.18(mm)

Lab File ID (Standard): 148157.D Heated Purge: (Y/N) Y

Calibration ID: 985

		FB		CBZ		DCB	
		AREA #	RT #	AREA #	RT #	AREA #	RT #
INITIAL CALIBRATION MID-POINT		1868366	6.90	1308047	9.61	665164	11.57
UPPER LIMIT		3736732	7.40	2616094	10.11	1330328	12.07
LOWER LIMIT		934183	6.40	654024	9.11	332582	11.07
LAB SAMPLE ID	CLIENT SAMPLE ID						
ICV 240-1969/11		1872329	6.90	1293714	9.61	666495	11.57
CCV 240-5403/3 CCVIS		1440404	6.90	1024281	9.61	514954	11.57

FB = Fluorobenzene
CBZ = Chlorobenzene-d5
DCB = 1,4-Dichlorobenzene-d4

Area Limit = 50%-200% of internal standard area
RT Limit = ± 0.5 minutes of internal standard RT

Column used to flag values outside QC limits

FORM VIII 8260B

FORM VIII
GC/MS VOA INTERNAL STANDARD AREA AND RETENTION TIME SUMMARY

Lab Name: TestAmerica North Canton Job No.: 240-1028-1

SDG No.:

Sample No.: CCV 240-5403/3 Date Analyzed: 06/20/2011 21:18

Instrument ID: A3UX14 GC Column: DB-624 ID: 0.18(mm)

Lab File ID (Standard): 149169.D Heated Purge: (Y/N) Y

Calibration ID: 987

		FB		CBZ		DCB	
		AREA #	RT #	AREA #	RT #	AREA #	RT #
12/24 HOUR STD		1440404	6.90	1024281	9.61	514954	11.57
UPPER LIMIT		2880808	7.40	2048562	10.11	1029908	12.07
LOWER LIMIT		720202	6.40	512141	9.11	257477	11.07
LAB SAMPLE ID	CLIENT SAMPLE ID						
CCV 240-5403/4		1398141	6.90	966350	9.61	489824	11.57
MB 240-5403/6		1411802	6.90	1013746	9.61	516652	11.57
LCS 240-5403/7		1317175	6.90	955311	9.61	494766	11.57
240-1028-1	DR-TP-A47-10	1296260	6.90	791981	9.61	268892	11.57
240-1028-2	DR-TP-A45-08	1149521	6.90	747816	9.61	343913	11.57
240-1028-3	DR-TP-A46-06	1178701	6.90	810252	9.61	380163	11.57
240-1028-4	DR-TP-A48-04	1303388	6.90	866188	9.61	383509	11.57

FB = Fluorobenzene
CBZ = Chlorobenzene-d5
DCB = 1,4-Dichlorobenzene-d4

Area Limit = 50%-200% of internal standard area
RT Limit = ± 0.5 minutes of internal standard RT

Column used to flag values outside QC limits

FORM VIII 8260B

GC/MS SEMI VOA ANALYSIS RUN LOG

Lab Name: TestAmerica North Canton Job No.: 240-1028-1

SDG No.:

Instrument ID: A4HP9 Start Date: 07/01/2011 12:18

Analysis Batch Number: 7010 End Date: 07/01/2011 19:19

LAB SAMPLE ID	CLIENT SAMPLE ID	DATE ANALYZED	DILUTION FACTOR	LAB FILE ID	COLUMN ID
DFTPP 240-7010/1		07/01/2011 12:18	1	9DF0701.D	RXI-5SILMS 0.45(mm)
STD6 240-7010/5 ICIS		07/01/2011 12:35	1	9SMH0701.D	RXI-5SILMS 0.45(mm)
STD5 240-7010/6 IC		07/01/2011 13:00	1	9SMM0701.D	RXI-5SILMS 0.45(mm)
STD4 240-7010/7 IC		07/01/2011 13:19	1	9SM0701.D	RXI-5SILMS 0.45(mm)
STD3 240-7010/8 IC		07/01/2011 13:57	1	9SML0701.D	RXI-5SILMS 0.45(mm)
STD2 240-7010/9 IC		07/01/2011 14:31	1	9SL0701.D	RXI-5SILMS 0.45(mm)
STD1 240-7010/10 IC		07/01/2011 14:50	1	9SLL0701.D	RXI-5SILMS 0.45(mm)
STD7 240-7010/4 IC		07/01/2011 15:09	1	9SH0701.D	RXI-5SILMS 0.45(mm)
STD8 240-7010/3 IC		07/01/2011 15:28	1	9SHH0701.D	RXI-5SILMS 0.45(mm)
STD9 240-7010/2 IC		07/01/2011 15:48	1	9HHH0701.D	RXI-5SILMS 0.45(mm)
ICV 240-7010/22		07/01/2011 16:07	1	9TCLICV.D	RXI-5SILMS 0.45(mm)
STD1 240-7010/16 IC		07/01/2011 16:45	1		RXI-5SILMS 0.45(mm)
STD5 240-7010/17 IC		07/01/2011 17:05	1		RXI-5SILMS 0.45(mm)
STD4 240-7010/18 IC		07/01/2011 17:24	1		RXI-5SILMS 0.45(mm)
STD3 240-7010/19 IC		07/01/2011 17:43	1		RXI-5SILMS 0.45(mm)
STD2 240-7010/20 IC		07/01/2011 18:02	1		RXI-5SILMS 0.45(mm)
STD7 240-7010/15 IC		07/01/2011 18:21	1		RXI-5SILMS 0.45(mm)
STD8 240-7010/14 IC		07/01/2011 18:41	1		RXI-5SILMS 0.45(mm)
STD9 240-7010/13 IC		07/01/2011 19:00	1		RXI-5SILMS 0.45(mm)
ICV 240-7010/21		07/01/2011 19:19	1		RXI-5SILMS 0.45(mm)

GC/MS SEMI VOA ANALYSIS RUN LOG

Lab Name: TestAmerica North Canton Job No.: 240-1028-1

SDG No.:

Instrument ID: A4HP9 Start Date: 07/04/2011 11:31

Analysis Batch Number: 7057 End Date: 07/04/2011 23:23

LAB SAMPLE ID	CLIENT SAMPLE ID	DATE ANALYZED	DILUTION FACTOR	LAB FILE ID	COLUMN ID
DFTPP 240-7057/1		07/04/2011 11:31	1	9DF0704.D	RXI-5SILMS 0.45(mm)
CCVIS 240-7057/2		07/04/2011 11:48	1	9SMH0704.D	RXI-5SILMS 0.45(mm)
CCV 240-7057/3		07/04/2011 12:07	1	9AMH0704.D	RXI-5SILMS 0.45(mm)
MB 240-5832/7-A		07/04/2011 14:02	1	MB5832.D	RXI-5SILMS 0.45(mm)
LCS 240-5832/8-A		07/04/2011 14:21	1	LCS5832.D	RXI-5SILMS 0.45(mm)
ZZZZZ		07/04/2011 19:33	1		RXI-5SILMS 0.45(mm)
ZZZZZ		07/04/2011 19:52	10		RXI-5SILMS 0.45(mm)
ZZZZZ		07/04/2011 20:11	2		RXI-5SILMS 0.45(mm)
ZZZZZ		07/04/2011 22:06	1		RXI-5SILMS 0.45(mm)
ZZZZZ		07/04/2011 22:25	1		RXI-5SILMS 0.45(mm)
ZZZZZ		07/04/2011 22:44	1		RXI-5SILMS 0.45(mm)
ZZZZZ		07/04/2011 23:03	1		RXI-5SILMS 0.45(mm)
ZZZZZ		07/04/2011 23:23	1		RXI-5SILMS 0.45(mm)

GC/MS SEMI VOA ANALYSIS RUN LOG

Lab Name: TestAmerica North Canton Job No.: 240-1028-1

SDG No.:

Instrument ID: A4HP9 Start Date: 07/05/2011 14:49

Analysis Batch Number: 7248 End Date: 07/05/2011 21:11

LAB SAMPLE ID	CLIENT SAMPLE ID	DATE ANALYZED	DILUTION FACTOR	LAB FILE ID	COLUMN ID
DFTPP 240-7248/1		07/05/2011 14:49	1	9DF0705.D	RXI-5SILMS 0.45(mm)
STD6 240-7248/10 ICIS		07/05/2011 15:06	1	9SMH0705.D	RXI-5SILMS 0.45(mm)
STD5 240-7248/2 IC		07/05/2011 15:25	1	9SMM0705.D	RXI-5SILMS 0.45(mm)
STD4 240-7248/3 IC		07/05/2011 15:44	1	9SM0705.D	RXI-5SILMS 0.45(mm)
STD3 240-7248/4 IC		07/05/2011 16:03	1	9SML0705.D	RXI-5SILMS 0.45(mm)
STD1 240-7248/6 IC		07/05/2011 16:42	1	9SLL0705.D	RXI-5SILMS 0.45(mm)
STD2 240-7248/5 IC		07/05/2011 17:01	1	9SL0705.D	RXI-5SILMS 0.45(mm)
STD7 240-7248/9 IC		07/05/2011 17:20	1	9SH0705.D	RXI-5SILMS 0.45(mm)
STD8 240-7248/8 IC		07/05/2011 17:40	1	9SHH0705.D	RXI-5SILMS 0.45(mm)
STD9 240-7248/7 IC		07/05/2011 17:59	1	9HHH0705.D	RXI-5SILMS 0.45(mm)
ICV 240-7248/11		07/05/2011 18:18	1	9TCLICV.D	RXI-5SILMS 0.45(mm)
STD6 240-7248/15 IC		07/05/2011 18:37	1		RXI-5SILMS 0.45(mm)
STD5 240-7248/16 IC		07/05/2011 18:57	1		RXI-5SILMS 0.45(mm)
STD4 240-7248/17 IC		07/05/2011 19:16	1		RXI-5SILMS 0.45(mm)
STD3 240-7248/18 IC		07/05/2011 19:35	1		RXI-5SILMS 0.45(mm)
STD2 240-7248/19 IC		07/05/2011 19:54	1		RXI-5SILMS 0.45(mm)
STD7 240-7248/14 IC		07/05/2011 20:13	1		RXI-5SILMS 0.45(mm)
STD8 240-7248/13 IC		07/05/2011 20:33	1		RXI-5SILMS 0.45(mm)
STD9 240-7248/12 IC		07/05/2011 20:52	1		RXI-5SILMS 0.45(mm)
ICV 240-7248/20		07/05/2011 21:11	1		RXI-5SILMS 0.45(mm)

GC/MS SEMI VOA ANALYSIS RUN LOG

Lab Name: TestAmerica North Canton Job No.: 240-1028-1

SDG No.:

Instrument ID: A4HP9 Start Date: 07/06/2011 16:27

Analysis Batch Number: 7456 End Date: 07/07/2011 03:24

LAB SAMPLE ID	CLIENT SAMPLE ID	DATE ANALYZED	DILUTION FACTOR	LAB FILE ID	COLUMN ID
DFTPP 240-7456/1		07/06/2011 16:27	1	9DF0706.D	RXI-5SILMS 0.45(mm)
CCV 240-7456/2 CCVIS		07/06/2011 16:43	1	9SMH0706.D	RXI-5SILMS 0.45(mm)
240-1028-1	DR-TP-A47-10	07/07/2011 02:26	1	1028F1A.D	RXI-5SILMS 0.45(mm)
240-1028-2	DR-TP-A45-08	07/07/2011 02:45	1	1028E2A.D	RXI-5SILMS 0.45(mm)
240-1028-3	DR-TP-A46-06	07/07/2011 03:04	1	1028E3A.D	RXI-5SILMS 0.45(mm)
240-1028-4	DR-TP-A48-04	07/07/2011 03:24	1	1028F4A.D	RXI-5SILMS 0.45(mm)

GC/MS SEMI VOA BATCH WORKSHEET

Lab Name: TestAmerica North Canton Job No.: 240-1028-1

SDG No.:

Batch Number: 5832 Batch Start Date: 06/23/11 13:00 Batch Analyst: Robbins, Alex

Batch Method: 3540C Batch End Date: 06/24/11 05:00

Lab Sample ID	Client Sample ID	Method Chain	Basis	InitialAmount	FinalAmount	EXBNALCS1 00003	EXBNASURRW 00002	EXRESTEKSPKW 00002
240-1028-F-1	DR-TP-A47-10	3540C, 8270D	T	30.04 g	2.00 mL		1 mL	
240-1028-E-2	DR-TP-A45-08	3540C, 8270D	T	29.98 g	2.00 mL		1 mL	
240-1028-E-3	DR-TP-A46-06	3540C, 8270D	T	30.00 g	2.00 mL		1 mL	
240-1028-F-4	DR-TP-A48-04	3540C, 8270D	T	30.15 g	2.00 mL		1 mL	
MB 240-5832/7		3540C, 8270D		30.00 g	2.00 mL		1 mL	
LCS 240-5832/8		3540C, 8270D		30.00 g	2.00 mL	1 mL	1 mL	1 mL

Batch Notes	
Balance ID	b037
Batch Comment	SS SM/AR Associate w/ 5833
Na2SO4 Lot Number	010351
Prep Solvent Lot #	063634

Basis	Basis Description
T	Total/NA

FORM V
GC/MS SEMI VOA INSTRUMENT PERFORMANCE CHECK
DECAFLUOROTRIPHENYLPHOSPHINE (DFTPP)

Lab Name: TestAmerica North Canton Job No.: 240-1028-1

SDG No.:

Lab File ID: 9DF0701.D DFTPP Injection Date: 07/01/2011

Instrument ID: A4HP9 DFTPP Injection Time: 12:18

Analysis Batch No.: 7010

M/E	ION ABUNDANCE CRITERIA	% RELATIVE ABUNDANCE	
51	30.0- 80.0% of mass 198	42.5	
68	Less than 2.0% of mass 69	0.0	(0.0)1
69	Mass 69 relative abundance	69.5	
70	Less than 2.0% of mass 69	0.0	(0.0)1
127	25.0 - 75.0% of mass 198	57.8	
197	Less than 1.0% of mass 198	0.0	
198	Base Peak, 100% relative abundance	100.0	
199	5.0 to 9.0% of mass 198	6.9	
275	10.0- 30.0% of mass 198	25.6	
365	Greater than 0.75% of mass 198	3.7	
441	Present, but less than mass 443	13.5	
442	40.0 - 110.0% of mass 198	77.0	
443	15.0 - 24.0% of mass 442	15.1	(19.7)2

1-Value is % mass 69 2-Value is % mass 442

THIS CHECK APPLIES TO THE FOLLOWING SAMPLES, MS, MSD, BLANKS AND STANDARDS:

CLIENT SAMPLE ID	LAB SAMPLE ID	LAB FILE ID	DATE ANALYZED	TIME ANALYZED
	STD6 240-7010/5	9SMH0701.D	07/01/2011	12:35
	STD5 240-7010/6	9SMM0701.D	07/01/2011	13:00
	STD4 240-7010/7	9SM0701.D	07/01/2011	13:19
	STD3 240-7010/8	9SML0701.D	07/01/2011	13:57
	STD2 240-7010/9	9SL0701.D	07/01/2011	14:31
	STD1 240-7010/10	9SLL0701.D	07/01/2011	14:50
	STD7 240-7010/4	9SH0701.D	07/01/2011	15:09
	STD8 240-7010/3	9SHH0701.D	07/01/2011	15:28
	STD9 240-7010/2	9HHH0701.D	07/01/2011	15:48
	ICV 240-7010/11	9TCLICV.D	07/01/2011	16:07

FORM V
GC/MS SEMI VOA INSTRUMENT PERFORMANCE CHECK
DECAFLUOROTRIPHENYLPHOSPHINE (DFTPP)

Lab Name: TestAmerica North Canton Job No.: 240-1028-1

SDG No.:

Lab File ID: 9DF0704.D DFTPP Injection Date: 07/04/2011

Instrument ID: A4HP9 DFTPP Injection Time: 11:31

Analysis Batch No.: 7057

M/E	ION ABUNDANCE CRITERIA	% RELATIVE ABUNDANCE	
51	30.0- 80.0% of mass 198	41.7	
68	Less than 2.0% of mass 69	0.0	(0.0)1
69	Mass 69 relative abundance	67.5	
70	Less than 2.0% of mass 69	0.4	(0.6)1
127	25.0 - 75.0% of mass 198	55.7	
197	Less than 1.0% of mass 198	0.0	
198	Base Peak, 100% relative abundance	100.0	
199	5.0 to 9.0% of mass 198	6.7	
275	10.0- 30.0% of mass 198	26.2	
365	Greater than 0.75% of mass 198	3.4	
441	Present, but less than mass 443	13.9	
442	40.0 - 110.0% of mass 198	83.7	
443	15.0 - 24.0% of mass 442	16.0	(19.1)2

1-Value is % mass 69 2-Value is % mass 442

THIS CHECK APPLIES TO THE FOLLOWING SAMPLES, MS, MSD, BLANKS AND STANDARDS:

CLIENT SAMPLE ID	LAB SAMPLE ID	LAB FILE ID	DATE ANALYZED	TIME ANALYZED
	CCVIS 240-7057/2	9SMH0704.D	07/04/2011	11:48
	CCV 240-7057/3	9AMH0704.D	07/04/2011	12:07
	MB 240-5832/7-A	MB5832.D	07/04/2011	14:02
	LCS 240-5832/8-A	LCS5832.D	07/04/2011	14:21

FORM V
GC/MS SEMI VOA INSTRUMENT PERFORMANCE CHECK
DECAFLUOROTRIPHENYLPHOSPHINE (DFTPP)

Lab Name: TestAmerica North Canton Job No.: 240-1028-1

SDG No.:

Lab File ID: 9DF0705.D DFTPP Injection Date: 07/05/2011

Instrument ID: A4HP9 DFTPP Injection Time: 14:49

Analysis Batch No.: 7248

M/E	ION ABUNDANCE CRITERIA	% RELATIVE ABUNDANCE	
51	30.0- 80.0% of mass 198	46.8	
68	Less than 2.0% of mass 69	0.0	(0.0)1
69	Mass 69 relative abundance	74.1	
70	Less than 2.0% of mass 69	0.4	(0.5)1
127	25.0 - 75.0% of mass 198	57.6	
197	Less than 1.0% of mass 198	0.0	
198	Base Peak, 100% relative abundance	100.0	
199	5.0 to 9.0% of mass 198	6.9	
275	10.0- 30.0% of mass 198	24.0	
365	Greater than 0.75% of mass 198	3.2	
441	Present, but less than mass 443	11.6	
442	40.0 - 110.0% of mass 198	69.2	
443	15.0 - 24.0% of mass 442	13.1	(18.9)2

1-Value is % mass 69 2-Value is % mass 442

THIS CHECK APPLIES TO THE FOLLOWING SAMPLES, MS, MSD, BLANKS AND STANDARDS:

CLIENT SAMPLE ID	LAB SAMPLE ID	LAB FILE ID	DATE ANALYZED	TIME ANALYZED
	STD6 240-7248/10	9SMH0705.D	07/05/2011	15:06
	STD5 240-7248/2	9SMM0705.D	07/05/2011	15:25
	STD4 240-7248/3	9SM0705.D	07/05/2011	15:44
	STD3 240-7248/4	9SML0705.D	07/05/2011	16:03
	STD1 240-7248/6	9SLL0705.D	07/05/2011	16:42
	STD2 240-7248/5	9SL0705.D	07/05/2011	17:01
	STD7 240-7248/9	9SH0705.D	07/05/2011	17:20
	STD8 240-7248/8	9SHH0705.D	07/05/2011	17:40
	STD9 240-7248/7	9HHH0705.D	07/05/2011	17:59
	ICV 240-7248/11	9TCLICV.D	07/05/2011	18:18

FORM V
GC/MS SEMI VOA INSTRUMENT PERFORMANCE CHECK
DECAFLUOROTRIPHENYLPHOSPHINE (DFTPP)

Lab Name: TestAmerica North Canton Job No.: 240-1028-1

SDG No.:

Lab File ID: 9DF0706.D DFTPP Injection Date: 07/06/2011

Instrument ID: A4HP9 DFTPP Injection Time: 16:27

Analysis Batch No.: 7456

M/E	ION ABUNDANCE CRITERIA	% RELATIVE ABUNDANCE	
51	30.0- 80.0% of mass 198	40.5	
68	Less than 2.0% of mass 69	0.0	(0.0)1
69	Mass 69 relative abundance	67.2	
70	Less than 2.0% of mass 69	0.4	(0.6)1
127	25.0 - 75.0% of mass 198	55.1	
197	Less than 1.0% of mass 198	0.0	
198	Base Peak, 100% relative abundance	100.0	
199	5.0 to 9.0% of mass 198	7.0	
275	10.0- 30.0% of mass 198	25.4	
365	Greater than 0.75% of mass 198	3.2	
441	Present, but less than mass 443	13.0	
442	40.0 - 110.0% of mass 198	77.8	
443	15.0 - 24.0% of mass 442	14.6	(18.8)2

1-Value is % mass 69 2-Value is % mass 442

THIS CHECK APPLIES TO THE FOLLOWING SAMPLES, MS, MSD, BLANKS AND STANDARDS:

CLIENT SAMPLE ID	LAB SAMPLE ID	LAB FILE ID	DATE ANALYZED	TIME ANALYZED
	CCV 240-7456/2	9SMH0706.D	07/06/2011	16:43
DR-TP-A47-10	240-1028-1	1028F1A.D	07/07/2011	02:26
DR-TP-A45-08	240-1028-2	1028E2A.D	07/07/2011	02:45
DR-TP-A46-06	240-1028-3	1028E3A.D	07/07/2011	03:04
DR-TP-A48-04	240-1028-4	1028F4A.D	07/07/2011	03:24

FORM VI
GC/MS SEMI VOA INITIAL CALIBRATION DATA
INTERNAL STANDARD CURVE EVALUTION

Lab Name: TestAmerica North Canton Job No.: 240-1028-1 Analy Batch No.: 7010

SDG No.:

Instrument ID: A4HP9 GC Column: RXI-5SILMS ID: 0.45(mm) Heated Purge: (Y/N) N

Calibration Start Date: 07/01/2011 12:35 Calibration End Date: 07/01/2011 15:48 Calibration ID: 1962

Calibration Files:

LEVEL:	LAB SAMPLE ID:	LAB FILE ID:
Level 1	STD1 240-7010/10	9SLL0701.D
Level 2	STD2 240-7010/9	9SL0701.D
Level 3	STD3 240-7010/8	9SML0701.D
Level 4	STD4 240-7010/7	9SM0701.D
Level 5	STD5 240-7010/6	9SMM0701.D
Level 6	STD6 240-7010/5	9SMH0701.D
Level 7	STD7 240-7010/4	9SH0701.D
Level 8	STD8 240-7010/3	9SHH0701.D
Level 9	STD9 240-7010/2	9HHH0701.D

ANALYTE	RRF					CURVE TYPE	COEFFICIENT			#	MIN RRF	%RSD	#	MAX %RSD	R^2 OR COD	#	MIN R^2 OR COD
	LVL 1 LVL 6	LVL 2 LVL 7	LVL 3 LVL 8	LVL 4 LVL 9	LVL 5		B	M1	M2								
1,4-Dioxane	0.7810	0.9571 0.7823	0.8693 0.7533	0.8737 0.7537	0.8218	Ave		0.8240				8.7		20.0			
N-Nitrosodimethylamine	1.4235	1.5700 1.4646	1.5660 1.4070	1.5725 1.4514	1.4875	Ave		1.4928				4.6		20.0			
Pyridine	2.2228	2.0782 2.3372	2.2525 2.2465	2.3929 2.4158	2.3908	Ave		2.2921				5.0		20.0			
Ethyl methacrylate	2.0020	2.2719 2.0308	2.1882 1.9446	2.2359 2.0028	2.0993	Ave		2.0969				5.8		20.0			
3-Chloropropionitrile	0.8184	0.8957 0.8498	0.8896 0.8151	0.9273 0.8638	0.8682	Ave		0.8660				4.4		20.0			
Malononitrile	2.4701	2.5615 2.4773	2.7239 2.3554	2.6728 2.3869	2.5641	Ave		2.5265				5.1		20.0			
Benzaldehyde	1.4986	2.0297 1.2142	2.0302 0.9733	1.9700	1.7235	Qua	0.0960	1.9779	-0.051		0.0100				1.0000		0.9900
Phenol	2.4206	2.5496 2.4605	2.6221 2.3809	2.6190 2.5368	2.5003	Ave		2.5112			0.8000	3.5		20.0			
Aniline	3.0064	3.1645 3.1476	3.2612 3.0103	3.2948 3.4315	3.1510	Ave		3.1834				4.5		20.0			
Bis(2-chloroethyl)ether	1.9045	1.9786 1.9057	2.1344 1.9114	2.0529 1.9759	1.9459	Ave		1.9762			0.7000	4.1		20.0			
2-Chlorophenol	1.3917	1.4986 1.4090	1.5078 1.3622	1.5289 1.4429	1.4425	Ave		1.4480			0.8000	4.1		20.0			
1,3-Dichlorobenzene	1.3203	1.3718 1.3527	1.4232 1.3130	1.4568 1.3928	1.3775	Ave		1.3760				3.5		20.0			
1,4-Dichlorobenzene	1.3598	1.3718 1.3927	1.5446 1.3669	1.5307 1.4407	1.4272	Ave		1.4293				5.1		20.0			

Note: The m1 coefficient is the same as Ave RRF for an Ave curve type.

FORM VI
GC/MS SEMI VOA INITIAL CALIBRATION DATA
INTERNAL STANDARD CURVE EVALUTION

Lab Name: TestAmerica North Canton Job No.: 240-1028-1 Analy Batch No.: 7010

SDG No.:

Instrument ID: A4HP9 GC Column: RXI-5SILMS ID: 0.45(mm) Heated Purge: (Y/N) N

Calibration Start Date: 07/01/2011 12:35 Calibration End Date: 07/01/2011 15:48 Calibration ID: 1962

ANALYTE	RRF					CURVE TYPE	COEFFICIENT			#	MIN RRF	%RSD	#	MAX %RSD	R^2 OR COD	#	MIN R^2 OR COD
	LVL 1 LVL 6	LVL 2 LVL 7	LVL 3 LVL 8	LVL 4 LVL 9	LVL 5		B	M1	M2								
Benzyl alcohol		1.1384	1.1427	1.1863	1.1274	Ave		1.1490				2.6		20.0			
	1.1185	1.1489	1.1274	1.2022													
1,2-Dichlorobenzene		1.2952	1.3680	1.4010	1.2877	Ave		1.3072				4.2		20.0			
	1.2545	1.2743	1.2449	1.3320													
2-Methylphenol		1.6094	1.6126	1.6627	1.6229	Ave		1.6081			0.7000	3.0		20.0			
	1.5524	1.5661	1.5584	1.6804													
2,2'-oxybis[1-chloropropane]		1.8540	1.8823	1.8798	1.7553	Ave		1.7766				4.9		20.0			
	1.6980	1.6907	1.6753	1.7773													
Benzoic acid		+++++	0.0915	0.1783	0.2710	Qua	-0.469	0.3011	0.0011						1.0000		0.9900
	0.2886	0.3261	0.3315	0.3465													
3 & 4 Methylphenol		1.7044	1.7700	1.7935	1.7112	Ave		1.7056				3.5		20.0			
	1.6421	1.6612	1.6272	1.7347													
N-Nitrosodi-n-propylamine		1.8596	1.7974	1.8254	1.7209	Ave		1.7394			0.5000	4.9		20.0			
	1.6542	1.6821	1.6217	1.7542													
Acetophenone		2.4582	2.4768	2.5061	2.3309	Ave		2.3792			0.0100	4.6		20.0			
	2.2262	2.3305	2.2458	2.4591													
Hexachloroethane		0.6174	0.6846	0.6717	0.6493	Ave		0.6479			0.3000	3.8		20.0			
	0.6284	0.6468	0.6202	0.6651													
Nitrobenzene		0.6869	0.6684	0.6691	0.6367	Ave		0.6499			0.2000	3.5		20.0			
	0.6278	0.6333	0.6242	0.6523													
Isophorone		1.1963	1.1975	1.1737	1.1294	Ave		1.1608			0.4000	2.7		20.0			
	1.1284	1.1342	1.1375	1.1895													
2-Nitrophenol		0.1866	0.1954	0.2090	0.1999	Ave		0.1961			0.1000	3.5		20.0			
	0.1935	0.1925	0.1917	0.2004													
2,4-Dimethylphenol		0.4897	0.4835	0.5101	0.4815	Ave		0.4794			0.2000	3.6		20.0			
	0.4630	0.4614	0.4605	0.4852													
1,3,5-Trichlorobenzene		0.3070	0.3114	0.3170	0.2846	Ave		0.2967				5.0		20.0			
	0.2778	0.2860	0.2856	0.3040													
Bis(2-chloroethoxy)methane		0.6065	0.6281	0.6236	0.5831	Ave		0.5917			0.3000	4.2		20.0			
	0.5740	0.5675	0.5631	0.5880													
2,4-Dichlorophenol		0.2545	0.2764	0.2824	0.2716	Ave		0.2718			0.2000	3.4		20.0			
	0.2722	0.2689	0.2654	0.2829													
1,2,4-Trichlorobenzene		0.2980	0.3110	0.3073	0.2905	Ave		0.2960				3.3		20.0			
	0.2858	0.2881	0.2866	0.3004													
Naphthalene	1.3348	1.1278	1.1440	1.1389	1.0841	Ave		1.1303			0.7000	7.2		20.0			
	1.0701	1.0768	1.0787	1.1173													
4-Chloroaniline		0.4722	0.4742	0.5081	0.4887	Ave		0.4761			0.0100	3.8		20.0			
	0.4565	0.4534	0.4689	0.4868													
Hexachlorobutadiene		0.1722	0.1762	0.1690	0.1676	Ave		0.1700			0.0100	3.0		20.0			
	0.1614	0.1675	0.1691	0.1770													

Note: The m1 coefficient is the same as Ave RRF for an Ave curve type.

FORM VI
GC/MS SEMI VOA INITIAL CALIBRATION DATA
INTERNAL STANDARD CURVE EVALUTION

Lab Name: TestAmerica North Canton Job No.: 240-1028-1 Analy Batch No.: 7010

SDG No.:

Instrument ID: A4HP9 GC Column: RXI-5SILMS ID: 0.45(mm) Heated Purge: (Y/N) N

Calibration Start Date: 07/01/2011 12:35 Calibration End Date: 07/01/2011 15:48 Calibration ID: 1962

ANALYTE	RRF					CURVE TYPE	COEFFICIENT			#	MIN RRF	%RSD	#	MAX %RSD	R^2 OR COD	#	MIN R^2 OR COD
	LVL 1 LVL 6	LVL 2 LVL 7	LVL 3 LVL 8	LVL 4 LVL 9	LVL 5		B	M1	M2								
1,2,3-Trichlorobenzene		0.2687	0.2772	0.2881	0.2710	Ave		0.2730				3.0		20.0			
	0.2617	0.2708	0.2669	0.2793													
1,1'-Biphenyl	+++++	1.5710	1.5753	1.5818	1.4592	Ave		1.5139			0.0100	4.3		20.0			
	1.4514	1.4462	1.4561	1.5699													
2-Chloronaphthalene	+++++	1.1184	1.1428	1.1432	1.0571	Ave		1.0887			0.8000	3.9		20.0			
	1.0664	1.0309	1.0554	1.0957													
Caprolactam		0.1413	0.1475	0.1520	0.1491	Ave		0.1497			0.0100	2.8		20.0			
	0.1525	0.1488	0.1504	0.1558													
4-Chloro-3-methylphenol		0.4015	0.4125	0.4367	0.4091	Ave		0.4146			0.2000	3.0		20.0			
	0.4093	0.4083	0.4078	0.4314													
2-Methylnaphthalene	0.6917	0.6013	0.6023	0.6144	0.5672	Ave		0.5930			0.4000	7.2		20.0			
	0.5597	0.5633	0.5585	0.5790													
1-Methylnaphthalene	0.8086	0.6889	0.6741	0.6937	0.6441	Ave		0.6758				8.1		20.0			
	0.6366	0.6376	0.6330	0.6651													
1,2,3,5-Tetrachlorobenzene		0.5291	0.5407	0.5254	0.5090	Ave		0.5131				4.5		20.0			
	0.4798	0.4879	0.4971	0.5355													
Hexachlorocyclopentadiene		0.3201	0.3366	0.3712	0.3530	Ave		0.3573			0.0500	6.3		20.0			
	0.3553	0.3630	0.3646	0.3945													
2,4,6-Trichlorophenol		0.3763	0.3619	0.3963	0.3695	Ave		0.3684			0.2000	4.0		20.0			
	0.3579	0.3460	0.3656	0.3737													
2,4,5-Trichlorophenol		0.3894	0.4071	0.4161	0.3806	Ave		0.3926			0.2000	3.5		20.0			
	0.3915	0.3807	0.3769	0.3987													
Dibenzofuran	+++++	1.7551	1.7087	1.7205	1.6192	Ave		1.6645			0.8000	3.6		20.0			
	1.6243	1.5907	1.6173	1.6800													
2,4-Toluene diamine		0.3104	0.3290	0.3674	0.2801	Ave		0.3067				15.0		20.0			
	0.2468																
1,2,3,4 -Tetrachlorobenzene		0.5088	0.5227	0.4959	0.4673	Ave		0.4861				5.3		20.0			
	0.4529	0.4621	0.4727	0.5067													
2-Nitroaniline		0.6280	0.6126	0.6257	0.5818	Ave		0.5968			0.0100	3.9		20.0			
	0.5899	0.5663	0.5753	0.5945													
Dimethyl phthalate		1.3771	1.3485	1.3875	1.2796	Ave		1.3195			0.0100	3.8		20.0			
	1.3045	1.2527	1.2743	1.3316													
2,6-Dinitrotoluene		0.2827	0.2873	0.3099	0.2909	Ave		0.2932				3.4		20.0			
	0.2998	0.2838	0.2878	0.3030													
1,2-Dinitrobenzene		0.1555	0.1612	0.1617	0.1533	Ave		0.1589				2.6		20.0			
	0.1624	0.1538	0.1592	0.1640													
Acenaphthylene	2.2029	2.0100	2.0190	2.0495	1.8840	Ave		1.9770			0.9000	5.4		20.0			
	1.9176	1.8615	1.8887	1.9594													
3-Nitroaniline		0.3734	0.3884	0.3785	0.3626	Ave		0.3663			0.0100	3.6		20.0			
	0.3649	0.3481	0.3525	0.3621													

Note: The m1 coefficient is the same as Ave RRF for an Ave curve type.

FORM VI
GC/MS SEMI VOA INITIAL CALIBRATION DATA
INTERNAL STANDARD CURVE EVALUTION

Lab Name: TestAmerica North Canton Job No.: 240-1028-1 Analy Batch No.: 7010

SDG No.:

Instrument ID: A4HP9 GC Column: RXI-5SILMS ID: 0.45(mm) Heated Purge: (Y/N) N

Calibration Start Date: 07/01/2011 12:35 Calibration End Date: 07/01/2011 15:48 Calibration ID: 1962

ANALYTE	RRF					CURVE TYPE	COEFFICIENT			#	MIN RRF	%RSD	#	MAX %RSD	R^2 OR COD	#	MIN R^2 OR COD
	LVL 1 LVL 6	LVL 2 LVL 7	LVL 3 LVL 8	LVL 4 LVL 9	LVL 5		B	M1	M2								
Acenaphthene	1.4834 1.1447	1.2457 1.1165	1.2572 1.1234	1.2622 1.1797	1.1444	Ave		1.2174			0.9000	9.5		20.0			
2,4-Dinitrophenol	 0.2411	0.1052 0.2444	0.1445 0.2495	0.1980 0.2613	0.2358	Qua	-0.117	0.2308	0.0006		0.0100				1.0000		0.9900
4-Nitrophenol	 0.3022	0.2294 0.2937	0.2250 0.2975	0.2862 0.3013	0.2872	Ave		0.2778				11.0		20.0			
2,4-Dinitrotoluene	 0.3966	0.3641 0.3857	0.3958 0.3919	0.4129 0.4023	0.3834	Ave		0.3916			0.2000	3.7		20.0			
2,3,5,6-Tetrachlorophenol	 0.3213	0.2783 0.3138	0.3027 0.3225	0.3245 0.3366	0.3097	Ave		0.3137				5.6		20.0			
Diethyl phthalate	 1.4153	1.4627 1.3624	1.4682 1.3888	1.5067 1.4715	1.3929	Ave		1.4335			0.0100	3.5		20.0			
4-Chlorophenyl phenyl ether	 0.6208	0.6119 0.6041	0.6554 0.6095	0.6674 0.6434	0.6191	Ave		0.6289			0.4000	3.7		20.0			
4-Nitroaniline	 0.3799	0.3811 0.3668	0.3995 0.3706	0.4002 0.3840	0.3861	Ave		0.3835			0.0100	3.1		20.0			
Fluorene	1.5926 1.2502	1.3459 1.2069	1.3477 1.2457	1.3760 1.2969	1.2454	Ave		1.3230			0.9000	8.8		20.0			
4,6-Dinitro-2-methylphenol	 0.1536	0.0843 0.1524	0.1094 0.1537	0.1402 0.1616	0.1416	Ave		0.1371			0.0100	19.0		20.0			
N-Nitrosodiphenylamine	 0.5711	0.6272 0.5828	0.6042 0.5856	0.6096 0.6133	0.5760	Ave		0.5962			0.0100	3.4		20.0			
Azobenzene	 1.4249	1.5225 1.4353	1.4944 1.4283	1.5003 1.4873	1.4358	Ave		1.4661				2.7		20.0			
4-Bromophenyl phenyl ether	 0.1910	0.1991 0.1950	0.2034 0.1955	0.2009 0.2044	0.1903	Ave		0.1975			0.1000	2.7		20.0			
Hexachlorobenzene	0.2220 0.1831	0.1951 0.1860	0.1878 0.1881	0.1899 0.1998	0.1858	Ave		0.1931			0.1000	6.2		20.0			
Atrazine	 0.2037	0.2066 0.1921	0.2111 0.1948	0.2198 0.1887	0.2032	Ave		0.2025			0.0100	5.1		20.0			
Pentachlorophenol	 0.1424	0.1057 0.1497	0.1177 0.1518	0.1297 0.1607	0.1347	Ave		0.1366			0.0500	14.0		20.0			
Phenanthrene	1.4028 1.0543	1.1333 1.0759	1.1332 1.0777	1.1263 1.1475	1.0606	Ave		1.1346			0.7000	9.4		20.0			
Anthracene	1.3565 1.0820	1.1194 1.1084	1.1414 1.1039	1.1621 1.1648	1.0815	Ave		1.1467			0.7000	7.4		20.0			
Carbazole	 1.0806	1.1275 1.0918	1.1346 1.0894	1.1351 1.1384	1.0765	Ave		1.1092			0.0100	2.4		20.0			
Di-n-butyl phthalate	 1.3965	1.4446 1.4137	1.4188 1.4072	1.4417 1.4706	1.3836	Ave		1.4221			0.0100	2.0		20.0			

Note: The m1 coefficient is the same as Ave RRF for an Ave curve type.

FORM VI
GC/MS SEMI VOA INITIAL CALIBRATION DATA
INTERNAL STANDARD CURVE EVALUTION

Lab Name: TestAmerica North Canton Job No.: 240-1028-1 Analy Batch No.: 7010

SDG No.:

Instrument ID: A4HP9 GC Column: RXI-5SILMS ID: 0.45(mm) Heated Purge: (Y/N) N

Calibration Start Date: 07/01/2011 12:35 Calibration End Date: 07/01/2011 15:48 Calibration ID: 1962

ANALYTE	RRF					CURVE TYPE	COEFFICIENT			#	MIN RRF	%RSD	#	MAX %RSD	R^2 OR COD	#	MIN R^2 OR COD
	LVL 1 LVL 6	LVL 2 LVL 7	LVL 3 LVL 8	LVL 4 LVL 9	LVL 5		B	M1	M2								
Fluoranthene	1.4122 1.1626	1.2005 1.1840	1.2001 1.1834	1.2256 1.2542	1.1426	Ave		1.2184			0.6000	6.5		20.0			
Benzidine	0.7224	0.6383 0.7211	0.7040 0.7045	0.7478 0.7062	0.7358	Ave		0.7100				4.6		20.0			
Pyrene	1.3889 1.2342	1.2402 1.2456	1.2587 1.2394	1.3022 1.3060	1.2298	Ave		1.2717			0.6000	4.1		20.0			
Butyl benzyl phthalate	0.6050	0.8620 0.5950	0.7162 0.5933	0.6433 0.6223	0.6232	Ave		0.6576			0.0100	14.0		20.0			
3,3'-Dimethoxybenzidine	0.2876	0.2834 0.2687	0.3013 0.2738	0.3249 0.2815	0.3138	Ave		0.2919				6.8		20.0			
Bis(2-ethylhexyl) phthalate	0.8380	0.8536 0.8343	0.8584 0.8199	0.9073 0.8657	0.8563	Ave		0.8542			0.0100	3.1		20.0			
4,4'-Methylene bis(2-chloroaniline)	0.2226	0.2280 0.2315	0.2284 0.2345	0.2304 0.2501	0.2262	Ave		0.2315				3.6		20.0			
3,3'-Dichlorobenzidine	0.4222	0.4013 0.4377	0.4214 0.4358	0.4439 0.4650	0.4181	Ave		0.4307			0.0100	4.5		20.0			
Benzo[a]anthracene	1.5194 1.1877	1.1806 1.1812	1.1628 1.2271	1.2691 1.3473	1.1664	Ave		1.2491			0.8000	9.4		20.0			
Chrysene	1.4482 1.0768	1.1757 1.1200	1.1616 1.1144	1.1195 1.1243	1.0782	Ave		1.1576			0.7000	9.8		20.0			
Di-n-octyl phthalate	1.6806	1.5880 1.6750	1.6099 1.6901	1.7601 1.7830	1.7047	Ave		1.6864			0.0100	3.9		20.0			
Benzo[b]fluoranthene	1.6913 1.4810	1.4310 1.4538	1.5072 1.6281	1.3943 1.5966	1.3785	Ave		1.5069			0.7000	7.2		20.0			
Benzo[k]fluoranthene	1.3800 1.0518	1.2025 1.1483	1.1450 1.0224	1.3265 1.2064	1.1800	Ave		1.1848			0.7000	9.7		20.0			
Benzo[a]pyrene	1.4257 1.1510	1.2027 1.1801	1.1720 1.1833	1.2179 1.2527	1.1633	Ave		1.2165			0.7000	6.9		20.0			
Indeno[1,2,3-cd]pyrene	1.2796 1.2632	1.2297 1.2891	1.2619 1.2899	1.3177 1.3611	1.2801	Ave		1.2858			0.5000	2.9		20.0			
Dibenz(a,h)anthracene	1.0641 1.0384	1.0936 1.0605	1.0649 1.0673	1.1060 1.1287	1.0408	Ave		1.0738			0.4000	2.8		20.0			
Benzo[g,h,i]perylene	1.1212 1.0345	1.0262 1.0408	1.0314 1.0449	1.0844 1.1015	1.0496	Ave		1.0594			0.5000	3.2		20.0			
2-Fluorophenol (Surr)	1.5054	1.5893 1.5532	1.5953 1.4833	1.7074 1.5959	1.5877	Ave		1.5772				4.3		20.0			
Phenol-d5 (Surr)	2.1130	2.2267 2.1539	2.2732 2.0730	2.3274 2.1995	2.1795	Ave		2.1933				3.8		20.0			
Nitrobenzene-d5 (Surr)	0.8071 0.6348	0.6892 0.5809	0.6634 0.6309	0.6718 0.6540	0.6346	Ave		0.6630				9.4		20.0			

Note: The m1 coefficient is the same as Ave RRF for an Ave curve type.

FORM VI
GC/MS SEMI VOA INITIAL CALIBRATION DATA
INTERNAL STANDARD CURVE EVALUTION

Lab Name: TestAmerica North Canton Job No.: 240-1028-1 Analy Batch No.: 7010

SDG No.:

Instrument ID: A4HP9 GC Column: RXI-5SILMS ID: 0.45(mm) Heated Purge: (Y/N) N

Calibration Start Date: 07/01/2011 12:35 Calibration End Date: 07/01/2011 15:48 Calibration ID: 1962

ANALYTE	RRF					CURVE TYPE	COEFFICIENT			#	MIN RRF	%RSD	#	MAX %RSD	R^2 OR COD	#	MIN R^2 OR COD
	LVL 1 LVL 6	LVL 2 LVL 7	LVL 3 LVL 8	LVL 4 LVL 9	LVL 5		B	M1	M2								
2-Fluorobiphenyl (Surr)	1.6152 1.2651	1.3826 1.2464	1.3975 1.2636	1.3741 1.3252	1.2825	Ave		1.3503				8.5		20.0			
2,4,6-Tribromophenol (Surr)	 0.1531	0.1436 0.1499	0.1442 0.1533	0.1584 0.1608	0.1466	Ave		0.1512				4.2		20.0			
Terphenyl-d14 (Surr)	0.8690 0.7166	0.7149 0.7311	0.7239 0.7382	0.7593 0.7837	0.7195	Ave		0.7507				6.6		20.0			

Note: The m1 coefficient is the same as Ave RRF for an Ave curve type.

FORM VI
GC/MS SEMI VOA INITIAL CALIBRATION DATA
INTERNAL STANDARD CURVE EVALUTION

Lab Name: TestAmerica North Canton Job No.: 240-1028-1 Analy Batch No.: 7248

SDG No.:

Instrument ID: A4HP9 GC Column: RXI-5SILMS ID: 0.45(mm) Heated Purge: (Y/N) N

Calibration Start Date: 07/05/2011 15:06 Calibration End Date: 07/05/2011 17:59 Calibration ID: 2120

Calibration Files:

LEVEL:	LAB SAMPLE ID:	LAB FILE ID:
Level 1	STD1 240-7248/6	9SLL0705.D
Level 2	STD2 240-7248/5	9SL0705.D
Level 3	STD3 240-7248/4	9SML0705.D
Level 4	STD4 240-7248/3	9SM0705.D
Level 5	STD5 240-7248/2	9SMM0705.D
Level 6	STD6 240-7248/10	9SMH0705.D
Level 7	STD7 240-7248/9	9SH0705.D
Level 8	STD8 240-7248/8	9SHH0705.D
Level 9	STD9 240-7248/7	9HHH0705.D

ANALYTE	RRF					CURVE TYPE	COEFFICIENT			#	MIN RRF	%RSD	#	MAX %RSD	R^2 OR COD	#	MIN R^2 OR COD
	LVL 1 LVL 6	LVL 2 LVL 7	LVL 3 LVL 8	LVL 4 LVL 9	LVL 5		B	M1	M2								
1,4-Dioxane	0.8152	0.8787 0.7861	0.9001 0.7517	0.9109 0.8098	0.8337	Ave		0.8358				6.7		20.0			
N-Nitrosodimethylamine	1.5473	1.5922 1.5028	1.6609 1.4580	1.6339 1.5294	1.5204	Ave		1.5556				4.4		20.0			
Pyridine	2.4082	2.1994 2.4058	2.4840 2.2699	2.5407 2.4590	2.3771	Ave		2.3930				4.7		20.0			
Ethyl methacrylate	2.1461	2.2792 2.0715	2.3376 2.0331	2.3803 2.1928	2.1790	Ave		2.2024				5.6		20.0			
3-Chloropropionitrile	0.8849	0.8810 0.8660	0.9507 0.8328	0.9557 0.9227	0.8878	Ave		0.8977				4.7		20.0			
Malononitrile	2.6380	2.6937 2.5342	2.8029 2.3702	2.7718 2.4570	2.5860	Ave		2.6067				5.8		20.0			
Benzaldehyde	1.6121	2.0788 1.1960	2.0880 +++++	2.0377 +++++	1.8687	Ave		1.8135			0.0100	19.0		20.0			
Phenol	2.5224	2.4682 2.5061	2.7011 2.3872	2.7274 2.5703	2.5158	Ave		2.5498			0.8000	4.5		20.0			
2,4-Toluene diamine	0.2479	0.3182 +++++	0.3639 +++++	0.3710 +++++	0.2775	Ave		0.3157				17.0		20.0			
Aniline	3.1668	3.0796 3.2136	3.2924 3.0866	3.3281 3.2972	3.1780	Ave		3.2053				3.0		20.0			
Bis(2-chloroethyl)ether	1.9611	2.1103 1.9685	2.1525 1.8520	2.0941 2.0824	1.9783	Ave		2.0249			0.7000	5.0		20.0			
2-Chlorophenol	1.4297	1.4116 1.4101	1.5310 1.3473	1.5274 1.4554	1.4397	Ave		1.4440			0.8000	4.3		20.0			
1,3-Dichlorobenzene	1.3848	1.4468 1.3638	1.4858 1.2996	1.4606 1.4063	1.4182	Ave		1.4082				4.2		20.0			

Note: The m1 coefficient is the same as Ave RRF for an Ave curve type.

FORM VI
GC/MS SEMI VOA INITIAL CALIBRATION DATA
INTERNAL STANDARD CURVE EVALUTION

Lab Name: TestAmerica North Canton Job No.: 240-1028-1 Analy Batch No.: 7248

SDG No.:

Instrument ID: A4HP9 GC Column: RXI-5SILMS ID: 0.45(mm) Heated Purge: (Y/N) N

Calibration Start Date: 07/05/2011 15:06 Calibration End Date: 07/05/2011 17:59 Calibration ID: 2120

ANALYTE	RRF					CURVE TYPE	COEFFICIENT			#	MIN RRF	%RSD	#	MAX %RSD	R^2 OR COD	#	MIN R^2 OR COD
	LVL 1 LVL 6	LVL 2 LVL 7	LVL 3 LVL 8	LVL 4 LVL 9	LVL 5		B	M1	M2								
1,4-Dichlorobenzene	1.4269	1.5004 1.4190	1.5636 1.3571	1.5241 1.4727	1.4475	Ave		1.4639				4.5		20.0			
Benzyl alcohol	1.1320	1.0935 1.1523	1.2034 1.1257	1.2041 1.1839	1.1477	Ave		1.1553				3.4		20.0			
1,2-Dichlorobenzene	1.3013	1.3342 1.2886	1.3777 1.2352	1.3899 1.3511	1.3208	Ave		1.3249				3.8		20.0			
2-Methylphenol	1.5965	1.6634 1.6147	1.6668 1.5013	1.6960 1.7028	1.6127	Ave		1.6318			0.7000	4.0		20.0			
2,2'-oxybis[1-chloropropane]	1.7793	1.8963 1.8060	1.9098 1.7055	1.9252 1.8372	1.8320	Ave		1.8364				4.0		20.0			
Benzoic acid	0.3022	+++++ 0.3108	0.1298 0.3081	0.1905 0.3380	0.2495	Qua	-0.329	0.2821	0.0012						0.9980		0.9900
3 & 4 Methylphenol	1.7079	1.6622 1.7036	1.8128 1.6165	1.8079 1.7336	1.7255	Ave		1.7212				3.9		20.0			
N-Nitrosodi-n-propylamine	1.7190	1.7848 1.7360	1.8355 1.6400	1.8904 1.7628	1.7816	Ave		1.7687			0.5000	4.3		20.0			
Acetophenone	2.3942	2.4262 2.3666	2.5234 2.2686	2.4911 2.4659	2.4062	Ave		2.4178			0.0100	3.3		20.0			
Hexachloroethane	0.6505	0.6594 0.6410	0.6998 0.6248	0.6839 0.6722	0.6602	Ave		0.6615			0.3000	3.6		20.0			
Nitrobenzene	0.6409	0.6701 0.6485	0.6877 0.6474	0.6909 0.6796	0.6563	Ave		0.6652			0.2000	2.9		20.0			
Isophorone	1.1452	1.1616 1.1502	1.2144 1.1653	1.2259 1.2189	1.1593	Ave		1.1801			0.4000	2.8		20.0			
2-Nitrophenol	0.1959	0.1672 0.1928	0.1986 0.1923	0.2050 0.1997	0.1983	Ave		0.1937			0.1000	5.9		20.0			
2,4-Dimethylphenol	0.4730	0.4789 0.4712	0.5001 0.4702	0.5168 0.4951	0.4829	Ave		0.4860			0.2000	3.4		20.0			
1,3,5-Trichlorobenzene	0.2840	0.3168 0.2849	0.3030 0.2913	0.3104 0.3086	0.2909	Ave		0.2987				4.2		20.0			
Bis(2-chloroethoxy)methane	0.5699	0.6011 0.5747	0.6158 0.5807	0.6233 0.5923	0.5942	Ave		0.5940			0.3000	3.2		20.0			
2,4-Dichlorophenol	0.2764	0.2516 0.2709	0.2686 0.2714	0.2897 0.2773	0.2777	Ave		0.2730			0.2000	4.0		20.0			
1,2,4-Trichlorobenzene	0.2904	0.3235 0.2860	0.3007 0.2899	0.3140 0.3015	0.2917	Ave		0.2997				4.4		20.0			
Naphthalene	1.3854 1.0858	1.1352 1.0882	1.1433 1.0868	1.1690 1.1357	1.1061	Ave		1.1484			0.7000	8.2		20.0			
4-Chloroaniline	0.4640	0.4340 0.4659	0.4938 0.4612	0.4968 0.4865	0.4891	Ave		0.4739			0.0100	4.5		20.0			

Note: The m1 coefficient is the same as Ave RRF for an Ave curve type.

FORM VI
GC/MS SEMI VOA INITIAL CALIBRATION DATA
INTERNAL STANDARD CURVE EVALUTION

Lab Name: TestAmerica North Canton Job No.: 240-1028-1 Analy Batch No.: 7248

SDG No.:

Instrument ID: A4HP9 GC Column: RXI-5SILMS ID: 0.45(mm) Heated Purge: (Y/N) N

Calibration Start Date: 07/05/2011 15:06 Calibration End Date: 07/05/2011 17:59 Calibration ID: 2120

ANALYTE	RRF					CURVE TYPE	COEFFICIENT			#	MIN RRF	%RSD	#	MAX %RSD	R^2 OR COD	#	MIN R^2 OR COD
	LVL 1 LVL 6	LVL 2 LVL 7	LVL 3 LVL 8	LVL 4 LVL 9	LVL 5		B	M1	M2								
Hexachlorobutadiene	0.1685	0.1778 0.1649	0.1684 0.1716	0.1742 0.1796	0.1668	Ave		0.1715			0.0100	3.1		20.0			
1,2,3-Trichlorobenzene	0.2690	0.2692 0.2704	0.2721 0.2705	0.2935 0.2811	0.2725	Ave		0.2748				3.1		20.0			
1,1'-Biphenyl	1.4426	+++++ 1.4684	1.5715 1.5052	1.5657 1.6347	1.5995 1.4510	Ave		1.5298			0.0100	4.8		20.0			
2-Chloronaphthalene	1.0679	+++++ 1.0636	1.1493 1.0834	1.1092 1.1139	1.1496 1.0562	Ave		1.0991			0.8000	3.4		20.0			
Caprolactam	0.1483	0.1061 0.1518	0.1436 0.1498	0.1516 0.1509	0.1519	Ave		0.1443			0.0100	11.0		20.0			
4-Chloro-3-methylphenol	0.4113	0.3613 0.4103	0.4198 0.4162	0.4406 0.4303	0.4213	Ave		0.4139			0.2000	5.7		20.0			
2-Methylnaphthalene	0.6500 0.5668	0.5801 0.5614	0.5698 0.5645	0.6032 0.5830	0.5670	Ave		0.5829			0.4000	4.9		20.0			
2,4-Dinitrophenol	0.2444	+++++ 0.2456	0.1388 0.2502	0.1955 0.2644	0.2195	Ave		0.2226			0.0100	19.0		20.0			
4-Nitrophenol	0.3071	+++++ 0.3080	0.2595 0.3045	0.2873 0.3091	0.3063	Ave		0.2974				6.2		20.0			
1-Methylnaphthalene	0.7794 0.6403	0.6652 0.6424	0.6729 0.6382	0.6883 0.6677	0.6500	Ave		0.6716				6.5		20.0			
1,2,3,5-Tetrachlorobenzene	0.4891	0.5010 0.4917	0.5110 0.5113	0.5415 0.5572	0.4751	Ave		0.5098				5.4		20.0			
Hexachlorocyclopentadiene	0.3551	0.2904 0.3648	0.3301 0.3795	0.3497 0.4152	0.3484	Ave		0.3542			0.0500	10.0		20.0			
2,4,6-Trichlorophenol	0.3508	0.3149 0.3545	0.3429 0.3564	0.3694 0.3640	0.3642	Ave		0.3522			0.2000	4.9		20.0			
2,4,5-Trichlorophenol	0.3927	0.3541 0.3728	0.3983 0.3834	0.3972 0.4038	0.3730	Ave		0.3844			0.2000	4.4		20.0			
Dibenzofuran	1.6119	+++++ 1.6408	1.6632 1.6544	1.6957 1.7461	1.7819 1.6071	Ave		1.6751			0.8000	3.7		20.0			
1,2,3,4 -Tetrachlorobenzene	0.4568	0.4898 0.4691	0.4678 0.4867	0.4938 0.5256	0.4632	Ave		0.4816				4.6		20.0			
4,6-Dinitro-2-methylphenol	0.1508	+++++ 0.1497	0.1099 0.1550	0.1327 0.1626	0.1417	Ave		0.1432			0.0100	12.0		20.0			
2-Nitroaniline	0.5956	0.5537 0.6126	0.6177 0.6072	0.6311 0.6188	0.5983	Ave		0.6044			0.0100	3.9		20.0			
Dimethyl phthalate	1.2741	1.2752 1.2954	1.3110 1.2869	1.3352 1.3533	1.2564	Ave		1.2984			0.0100	2.5		20.0			
2,6-Dinitrotoluene	0.2901	0.2433 0.2883	0.2663 0.2881	0.2941 0.3006	0.2797	Ave		0.2813				6.6		20.0			

Note: The m1 coefficient is the same as Ave RRF for an Ave curve type.

FORM VI
GC/MS SEMI VOA INITIAL CALIBRATION DATA
INTERNAL STANDARD CURVE EVALUTION

Lab Name: TestAmerica North Canton Job No.: 240-1028-1 Analy Batch No.: 7248

SDG No.:

Instrument ID: A4HP9 GC Column: RXI-5SILMS ID: 0.45(mm) Heated Purge: (Y/N) N

Calibration Start Date: 07/05/2011 15:06 Calibration End Date: 07/05/2011 17:59 Calibration ID: 2120

ANALYTE	RRF					CURVE TYPE	COEFFICIENT			#	MIN RRF	%RSD	#	MAX %RSD	R^2 OR COD	#	MIN R^2 OR COD
	LVL 1 LVL 6	LVL 2 LVL 7	LVL 3 LVL 8	LVL 4 LVL 9	LVL 5		B	M1	M2								
1,2-Dinitrobenzene	0.1540	0.1363 0.1573	0.1498 0.1596	0.1579 0.1624	0.1496	Ave		0.1534				5.4		20.0			
Acenaphthylene	2.2517 1.9007	1.9247 1.9142	1.9327 1.9320	2.0113 2.0240	1.8816	Ave		1.9748			0.9000	5.8		20.0			
3-Nitroaniline	0.3554	0.3314 0.3611	0.3499 0.3585	0.3661 0.3679	0.3538	Ave		0.3555			0.0100	3.2		20.0			
Acenaphthene	1.4414 1.1331	1.1856 1.1359	1.2333 1.1660	1.2455 1.2247	1.1430	Ave		1.2121			0.9000	7.9		20.0			
2,4-Dinitrotoluene	0.3844	0.3456 0.3961	0.3784 0.3963	0.4067 0.4094	0.3874	Ave		0.3880			0.2000	5.2		20.0			
2,3,5,6-Tetrachlorophenol	0.3118	0.2740 0.3161	0.2777 0.3180	0.3113 0.3338	0.3118	Ave		0.3068				6.7		20.0			
Diethyl phthalate	1.3969	1.3266 1.4209	1.3868 1.4195	1.4720 1.4835	1.3758	Ave		1.4103			0.0100	3.6		20.0			
4-Chlorophenyl phenyl ether	0.6079	0.6323 0.6135	0.6269 0.6195	0.6381 0.6597	0.6139	Ave		0.6265			0.4000	2.7		20.0			
4-Nitroaniline	0.3726	0.3493 0.3786	0.4036 0.3755	0.4093 0.3927	0.3682	Ave		0.3812			0.0100	5.2		20.0			
Fluorene	1.4484 1.2213	1.3005 1.2526	1.3156 1.2679	1.2931 1.3357	1.2328	Ave		1.2964			0.9000	5.3		20.0			
N-Nitrosodiphenylamine	0.5742	0.5966 0.5814	0.6233 0.5882	0.5913 0.6205	0.5681	Ave		0.5930			0.0100	3.4		20.0			
1,2-Diphenylhydrazine(as Azobenzene)	1.4969	1.4976 1.5024	1.5336 1.4773	1.5657 1.4179	1.4616	Ave		1.4950				3.0		20.0			
Azobenzene	1.4969	1.4976 1.5039	1.5414 1.4784	1.5621 1.4179	1.4619	Ave		1.4950				3.0		20.0			
4-Bromophenyl phenyl ether	0.1944	0.1741 0.1944	0.1899 0.1917	0.1979 0.2066	0.1885	Ave		0.1922			0.1000	4.8		20.0			
Hexachlorobenzene	0.2370 0.1858	0.1924 0.1842	0.1888 0.1857	0.1991 0.2025	0.1787	Ave		0.1949			0.1000	8.9		20.0			
Atrazine	0.1997	0.1812 0.1916	0.2087 0.1876	0.2119 0.1927	0.2020	Ave		0.1969			0.0100	5.3		20.0			
Pentachlorophenol	0.1472	0.0852 0.1459	0.1135 0.1502	0.1276 0.1597	0.1418	Ave		0.1339			0.0500	18.0		20.0			
Phenanthrene	1.3541 1.0614	1.1646 1.0765	1.1284 1.0841	1.1176 1.1484	1.0495	Ave		1.1316			0.7000	8.2		20.0			
Anthracene	1.1893 1.0903	1.1020 1.0948	1.1304 1.1138	1.1072 1.1621	1.0686	Ave		1.1176			0.7000	3.4		20.0			
Carbazole	1.0814	1.0629 1.0872	1.1385 1.0923	1.1211 1.1523	1.0679	Ave		1.1004			0.0100	3.0		20.0			

Note: The m1 coefficient is the same as Ave RRF for an Ave curve type.

FORM VI
GC/MS SEMI VOA INITIAL CALIBRATION DATA
INTERNAL STANDARD CURVE EVALUTION

Lab Name: TestAmerica North Canton Job No.: 240-1028-1 Analy Batch No.: 7248

SDG No.:

Instrument ID: A4HP9 GC Column: RXI-5SILMS ID: 0.45(mm) Heated Purge: (Y/N) N

Calibration Start Date: 07/05/2011 15:06 Calibration End Date: 07/05/2011 17:59 Calibration ID: 2120

ANALYTE	RRF					CURVE TYPE	COEFFICIENT			#	MIN RRF	%RSD	#	MAX %RSD	R^2 OR COD	#	MIN R^2 OR COD
	LVL 1 LVL 6	LVL 2 LVL 7	LVL 3 LVL 8	LVL 4 LVL 9	LVL 5		B	M1	M2								
Di-n-butyl phthalate	1.3940	1.3316 1.4179	1.3726 1.4219	1.4098 1.3845	1.3885	Ave		1.3901			0.0100	2.1		20.0			
3,3'-Dimethoxybenzidine	0.2713	+++++ 0.2642	0.2694 0.2698	0.2953 0.2851	0.2979	Ave		0.2790				4.9		20.0			
Fluoranthene	1.3295 1.1609	1.1192 1.1606	1.1681 1.1943	1.1885 1.2346	1.1264	Ave		1.1869			0.6000	5.4		20.0			
Benzidine	0.7146	0.5467 0.7016	0.6460 0.7166	0.7179 0.7369	0.6924	Ave		0.6841				9.0		20.0			
Pyrene	1.4711 1.2394	1.2555 1.2448	1.2590 1.2474	1.2508 1.3229	1.2133	Ave		1.2783			0.6000	6.1		20.0			
Butyl benzyl phthalate	0.6092	0.5472 0.6062	0.5853 0.6032	0.7099 0.6236	0.6201	Ave		0.6131			0.0100	7.5		20.0			
Bis(2-ethylhexyl) phthalate	0.8445	0.7530 0.8441	0.8284 0.8407	0.8650 0.8840	0.8546	Ave		0.8393			0.0100	4.6		20.0			
4,4'-Methylene bis(2-chloroaniline)	0.2234	0.1993 0.2259	0.2111 0.2334	0.2317 0.2518	0.2181	Ave		0.2243				7.0		20.0			
3,3'-Dichlorobenzidine	0.4219	0.3808 0.4322	0.4209 0.4457	0.4428 0.4747	0.4180	Ave		0.4296			0.0100	6.3		20.0			
Benzo[a]anthracene	1.5048 1.1952	1.1362 1.2057	1.1887 1.1746	1.2102 1.3058	1.1357	Ave		1.2285			0.8000	9.4		20.0			
Chrysene	1.3639 1.0852	1.1439 1.0886	1.1195 1.1696	1.1282 1.1894	1.1002	Ave		1.1543			0.7000	7.5		20.0			
Di-n-octyl phthalate	1.6733	1.2680 1.7151	1.5125 1.7190	1.6417 1.8106	1.6591	Ave		1.6249			0.0100	10.0		20.0			
Benzo[b]fluoranthene	1.1758 1.3671	1.1336 1.3925	1.3757 1.3859	1.3609 1.5507	1.3870	Ave		1.3477			0.7000	9.2		20.0			
Benzo[k]fluoranthene	1.6463 1.2625	1.2668 1.2771	1.3033 1.2811	1.3488 1.2704	1.2000	Ave		1.3174			0.7000	9.8		20.0			
Benzo[a]pyrene	1.1888 1.1860	1.0885 1.1998	1.1422 1.1956	1.2042 1.2493	1.1509	Ave		1.1784			0.7000	3.9		20.0			
Indeno[1,2,3-cd]pyrene	1.1831 1.2670	1.1827 1.3005	1.1914 1.2858	1.2873 1.3579	1.2740	Ave		1.2589			0.5000	4.8		20.0			
Dibenzo(a,h)anthracene	1.0061 1.0494	0.8990 1.0805	1.0032 1.0734	1.0638 1.1237	1.0242	Ave		1.0359			0.4000	6.2		20.0			
Benzo[g,h,i]perylene	1.0249 1.0477	0.9471 1.0618	1.0131 1.0468	1.0924 1.0945	1.0498	Ave		1.0420			0.5000	4.3		20.0			
2-Fluorophenol (Surr)	1.5576	1.5117 1.5085	1.6823 1.4793	1.6534 1.6004	1.5908	Ave		1.5730				4.6		20.0			
Phenol-d5 (Surr)	2.1876	2.1877 2.1901	2.3405 2.0839	2.3967 2.2324	2.2194	Ave		2.2298				4.4		20.0			

Note: The m1 coefficient is the same as Ave RRF for an Ave curve type.

FORM VI
GC/MS SEMI VOA INITIAL CALIBRATION DATA
INTERNAL STANDARD CURVE EVALUTION

Lab Name: TestAmerica North Canton Job No.: 240-1028-1 Analy Batch No.: 7248

SDG No.:

Instrument ID: A4HP9 GC Column: RXI-5SILMS ID: 0.45(mm) Heated Purge: (Y/N) N

Calibration Start Date: 07/05/2011 15:06 Calibration End Date: 07/05/2011 17:59 Calibration ID: 2120

ANALYTE	RRF					CURVE TYPE	COEFFICIENT			#	MIN RRF	%RSD	#	MAX %RSD	R^2 OR COD	#	MIN R^2 OR COD
	LVL 1 LVL 6	LVL 2 LVL 7	LVL 3 LVL 8	LVL 4 LVL 9	LVL 5		B	M1	M2								
Nitrobenzene-d5 (Surr)	0.7415 0.6513	0.6096 0.5938	0.6882 0.5970	0.7082 0.6228	0.6579	Ave		0.6523				8.0		20.0			
2-Fluorobiphenyl (Surr)	1.6149 1.2767	1.3545 1.2912	1.3455 1.3009	1.3654 1.3683	1.2812	Ave		1.3554				7.7		20.0			
2,4,6-Tribromophenol (Surr)	 0.1463	0.1296 0.1564	0.1379 0.1563	0.1507 0.1625	0.1402	Ave		0.1475				7.5		20.0			
Terphenyl-d14 (Surr)	0.8206 0.7264	0.7177 0.7320	0.7158 0.7424	0.7373 0.8058	0.7198	Ave		0.7464				5.2		20.0			

Note: The m1 coefficient is the same as Ave RRF for an Ave curve type.

FORM VII
GC/MS SEMI VOA CONTINUING CALIBRATION DATA

Lab Name: TestAmerica North Canton Job No.: 240-1028-1

SDG No.:

Lab Sample ID: ICV 240-7010/11 Calibration Date: 07/01/2011 16:07

Instrument ID: A4HP9 Calib Start Date: 07/01/2011 12:35

GC Column: RXI-5SILMS ID: 0.45(mm) Calib End Date: 07/01/2011 15:48

Lab File ID: 9TCLICV.D Conc. Units: ng/uL

ANALYTE	CURVE TYPE	AVE RRF	RRF	MIN RRF	CALC AMOUNT	SPIKE AMOUNT	%D	MAX %D
1,4-Dioxane	Ave	0.8240	0.7865		9.54	10.0	-4.6	30.0
N-Nitrosodimethylamine	Ave	1.493	1.460		9.78	10.0	-2.2	30.0
Pyridine	Ave	2.292	2.252		9.83	10.0	-1.7	30.0
Ethyl methacrylate	Ave	2.097	2.044		9.75	10.0	-2.5	30.0
3-Chloropropionitrile	Ave	0.8660	0.8364		9.66	10.0	-3.4	30.0
Malononitrile	Ave	2.527	2.495		9.87	10.0	-1.2	30.0
Benzaldehyde	Qua		1.376	0.0100	8.97	10.0	-10.3	30.0
Phenol	Ave	2.511	2.416	0.8000	9.62	10.0	-3.8	30.0
Aniline	Ave	3.183	3.049		9.58	10.0	-4.2	30.0
Bis(2-chloroethyl)ether	Ave	1.976	1.907	0.7000	9.65	10.0	-3.5	30.0
2-Chlorophenol	Ave	1.448	1.397	0.8000	9.65	10.0	-3.5	30.0
1,3-Dichlorobenzene	Ave	1.376	1.341		9.75	10.0	-2.5	30.0
1,4-Dichlorobenzene	Ave	1.429	1.388		9.71	10.0	-2.9	30.0
Benzyl alcohol	Ave	1.149	1.107		9.64	10.0	-3.6	30.0
1,2-Dichlorobenzene	Ave	1.307	1.248		9.55	10.0	-4.5	30.0
2-Methylphenol	Ave	1.608	1.545	0.7000	9.61	10.0	-3.9	30.0
2,2'-oxybis[1-chloropropane]	Ave	1.777	1.672		9.41	10.0	-5.9	30.0
3 & 4 Methylphenol	Ave	1.706	1.623		9.51	10.0	-4.9	30.0
N-Nitrosodi-n-propylamine	Ave	1.739	1.659	0.5000	9.54	10.0	-4.6	30.0
Acetophenone	Ave	2.379	2.269	0.0100	9.54	10.0	-4.6	30.0
Hexachloroethane	Ave	0.6479	0.6334	0.3000	9.78	10.0	-2.2	30.0
Nitrobenzene	Ave	0.6499	0.6229	0.2000	9.58	10.0	-4.2	30.0
Isophorone	Ave	1.161	1.112	0.4000	9.58	10.0	-4.2	30.0
2-Nitrophenol	Ave	0.1961	0.1942	0.1000	9.90	10.0	-1.0	30.0
2,4-Dimethylphenol	Ave	0.4794	0.4582	0.2000	9.56	10.0	-4.4	30.0
1,3,5-Trichlorobenzene	Ave	0.2967	0.2871		9.68	10.0	-3.2	30.0
Bis(2-chloroethoxy)methane	Ave	0.5917	0.5655	0.3000	9.56	10.0	-4.4	30.0
Benzoic acid	Qua		0.3071		20.4	20.0	2.0	30.0
2,4-Dichlorophenol	Ave	0.2718	0.2710	0.2000	9.97	10.0	-0.3	30.0
1,2,4-Trichlorobenzene	Ave	0.2960	0.2857		9.65	10.0	-3.5	30.0
Naphthalene	Ave	1.130	1.061	0.7000	9.38	10.0	-6.2	30.0
4-Chloroaniline	Ave	0.4761	0.4502	0.0100	9.46	10.0	-5.4	30.0
Hexachlorobutadiene	Ave	0.1700	0.1687	0.0100	9.92	10.0	-0.8	30.0
1,2,3-Trichlorobenzene	Ave	0.2730	0.2671		9.78	10.0	-2.2	30.0
Caprolactam	Ave	0.1497	0.1509	0.0100	10.1	10.0	0.8	30.0
4-Chloro-3-methylphenol	Ave	0.4146	0.4052	0.2000	9.77	10.0	-2.3	30.0
2-Methylnaphthalene	Ave	0.5930	0.5532	0.4000	9.33	10.0	-6.7	30.0
1-Methylnaphthalene	Ave	0.6758	0.6270		9.28	10.0	-7.2	30.0
1,2,3,5-Tetrachlorobenzene	Ave	0.5131	0.4818		9.39	10.0	-6.1	30.0
Hexachlorocyclopentadiene	Ave	0.3573	0.3453	0.0500	9.67	10.0	-3.3	30.0
2,4,6-Trichlorophenol	Ave	0.3684	0.3435	0.2000	9.33	10.0	-6.7	30.0

FORM VII
GC/MS SEMI VOA CONTINUING CALIBRATION DATA

Lab Name: TestAmerica North Canton Job No.: 240-1028-1

SDG No.:

Lab Sample ID: ICV 240-7010/11 Calibration Date: 07/01/2011 16:07

Instrument ID: A4HP9 Calib Start Date: 07/01/2011 12:35

GC Column: RXI-5SILMS ID: 0.45(mm) Calib End Date: 07/01/2011 15:48

Lab File ID: 9TCLICV.D Conc. Units: ng/uL

ANALYTE	CURVE TYPE	AVE RRF	RRF	MIN RRF	CALC AMOUNT	SPIKE AMOUNT	%D	MAX %D
2,4,5-Trichlorophenol	Ave	0.3926	0.3805	0.2000	9.69	10.0	-3.1	30.0
2,4-Toluene diamine	Ave	0.3067	0.2000		6.52	10.0	-34.8*	30.0
1,1'-Biphenyl	Ave	1.514	1.418	0.0100	9.37	10.0	-6.3	30.0
1,2,3,4 -Tetrachlorobenzene	Ave	0.4861	0.4548		9.36	10.0	-6.4	30.0
2-Chloronaphthalene	Ave	1.089	1.036	0.8000	9.52	10.0	-4.8	30.0
2-Nitroaniline	Ave	0.5968	0.5811	0.0100	9.74	10.0	-2.6	30.0
Dimethyl phthalate	Ave	1.319	1.274	0.0100	9.65	10.0	-3.5	30.0
2,6-Dinitrotoluene	Ave	0.2932	0.2885		9.84	10.0	-1.6	30.0
1,2-Dinitrobenzene	Ave	0.1589	0.1583		9.97	10.0	-0.4	30.0
Acenaphthylene	Ave	1.977	1.854	0.9000	9.38	10.0	-6.2	30.0
3-Nitroaniline	Ave	0.3663	0.3478	0.0100	9.49	10.0	-5.1	30.0
2,4-Dinitrophenol	Qua		0.2401	0.0100	20.2	20.0	1.0	30.0
Acenaphthene	Ave	1.217	1.108	0.9000	9.10	10.0	-9.0	30.0
4-Nitrophenol	Ave	0.2778	0.2528		9.10	10.0	-9.0	30.0
2,4-Dinitrotoluene	Ave	0.3916	0.3871	0.2000	9.88	10.0	-1.2	30.0
Dibenzofuran	Ave	1.664	1.604	0.8000	9.64	10.0	-3.6	30.0
2,3,5,6-Tetrachlorophenol	Ave	0.3137	0.3107		9.91	10.0	-0.9	30.0
Diethyl phthalate	Ave	1.434	1.381	0.0100	9.64	10.0	-3.6	30.0
4-Chlorophenyl phenyl ether	Ave	0.6289	0.6066	0.4000	9.65	10.0	-3.5	30.0
4-Nitroaniline	Ave	0.3835	0.3721	0.0100	9.70	10.0	-3.0	30.0
Fluorene	Ave	1.323	1.229	0.9000	9.29	10.0	-7.1	30.0
4,6-Dinitro-2-methylphenol	Ave	0.1371	0.1478	0.0100	10.8	10.0	7.8	30.0
N-Nitrosodiphenylamine	Ave	0.5962	0.5832	0.0100	9.78	10.0	-2.2	30.0
Azobenzene	Ave	1.466	1.403		9.57	10.0	-4.3	30.0
4-Bromophenyl phenyl ether	Ave	0.1975	0.1938	0.1000	9.82	10.0	-1.8	30.0
Hexachlorobenzene	Ave	0.1931	0.1809	0.1000	9.37	10.0	-6.3	30.0
Atrazine	Ave	0.2025	0.1981	0.0100	9.78	10.0	-2.2	30.0
Pentachlorophenol	Ave	0.1366	0.1392	0.0500	20.4	20.0	2.0	30.0
Phenanthrene	Ave	1.135	1.051	0.7000	9.26	10.0	-7.4	30.0
Anthracene	Ave	1.147	1.077	0.7000	9.40	10.0	-6.0	30.0
Carbazole	Ave	1.109	1.057	0.0100	9.53	10.0	-4.7	30.0
Di-n-butyl phthalate	Ave	1.422	1.361	0.0100	9.57	10.0	-4.3	30.0
Fluoranthene	Ave	1.218	1.142	0.6000	9.37	10.0	-6.3	30.0
Benzidine	Ave	0.7100	0.6869		9.67	10.0	-3.3	30.0
Pyrene	Ave	1.272	1.214	0.6000	9.55	10.0	-4.5	30.0
Butyl benzyl phthalate	Ave	0.6576	0.6109	0.0100	9.29	10.0	-7.1	30.0
3,3'-Dimethoxybenzidine	Ave	0.2919	0.2880		9.87	10.0	-1.3	30.0
Bis(2-ethylhexyl) phthalate	Ave	0.8542	0.8257	0.0100	9.67	10.0	-3.3	30.0
4,4'-Methylene bis(2-chloroaniline)	Ave	0.2315	0.2236		9.66	10.0	-3.4	30.0
3,3'-Dichlorobenzidine	Ave	0.4307	0.4204	0.0100	9.76	10.0	-2.4	30.0

FORM VII
GC/MS SEMI VOA CONTINUING CALIBRATION DATA

Lab Name: TestAmerica North Canton Job No.: 240-1028-1

SDG No.:

Lab Sample ID: ICV 240-7010/11 Calibration Date: 07/01/2011 16:07

Instrument ID: A4HP9 Calib Start Date: 07/01/2011 12:35

GC Column: RXI-5SILMS ID: 0.45(mm) Calib End Date: 07/01/2011 15:48

Lab File ID: 9TCLICV.D Conc. Units: ng/uL

ANALYTE	CURVE TYPE	AVE RRF	RRF	MIN RRF	CALC AMOUNT	SPIKE AMOUNT	%D	MAX %D
Benzo[a]anthracene	Ave	1.249	1.187	0.8000	9.50	10.0	-5.0	30.0
Chrysene	Ave	1.158	1.086	0.7000	9.38	10.0	-6.2	30.0
Di-n-octyl phthalate	Ave	1.686	1.648	0.0100	9.77	10.0	-2.3	30.0
Benzo[b]fluoranthene	Ave	1.507	1.431	0.7000	9.49	10.0	-5.1	30.0
Benzo[k]fluoranthene	Ave	1.185	1.154	0.7000	9.74	10.0	-2.6	30.0
Benzo[a]pyrene	Ave	1.217	1.168	0.7000	9.60	10.0	-4.0	30.0
Dibenz(a,h)anthracene	Ave	1.074	1.060	0.4000	9.87	10.0	-1.3	30.0
Indeno[1,2,3-cd]pyrene	Ave	1.286	1.277	0.5000	9.93	10.0	-0.7	30.0
Benzo[g,h,i]perylene	Ave	1.059	1.034	0.5000	9.76	10.0	-2.4	30.0
2-Fluorophenol (Surr)	Ave	1.577	1.529		9.70	10.0	-3.0	30.0
Phenol-d5 (Surr)	Ave	2.193	2.137		9.74	10.0	-2.6	30.0
Nitrobenzene-d5 (Surr)	Ave	0.6630	0.6245		9.42	10.0	-5.8	30.0
2-Fluorobiphenyl (Surr)	Ave	1.350	1.249		9.25	10.0	-7.5	30.0
2,4,6-Tribromophenol (Surr)	Ave	0.1512	0.1495		9.88	10.0	-1.2	30.0
Terphenyl-d14 (Surr)	Ave	0.7507	0.7126		9.49	10.0	-5.1	30.0

FORM VII
GC/MS SEMI VOA CONTINUING CALIBRATION DATA

Lab Name: TestAmerica North Canton Job No.: 240-1028-1

SDG No.:

Lab Sample ID: CCVIS 240-7057/2 Calibration Date: 07/04/2011 11:48

Instrument ID: A4HP9 Calib Start Date: 07/01/2011 12:35

GC Column: RXI-5SILMS ID: 0.45(mm) Calib End Date: 07/01/2011 15:48

Lab File ID: 9SMH0704.D Conc. Units: ng/uL

ANALYTE	CURVE TYPE	AVE RRF	RRF	MIN RRF	CALC AMOUNT	SPIKE AMOUNT	%D	MAX %D
1,4-Dioxane	Ave	0.8240	0.8020		9.73	10.0	-2.7	20.0
N-Nitrosodimethylamine	Ave	1.493	1.534		10.3	10.0	2.7	20.0
Pyridine	Ave	2.292	2.383		10.4	10.0	4.0	20.0
Ethyl methacrylate	Ave	2.097	2.131		10.2	10.0	1.6	20.0
3-Chloropropionitrile	Ave	0.8660	0.8781		10.1	10.0	1.4	20.0
Malononitrile	Ave	2.527	2.607		10.3	10.0	3.2	20.0
Benzaldehyde	Qua		1.418	0.0100	9.36	10.0	-6.4	20.0
Phenol	Ave	2.511	2.503	0.8000	9.97	10.0	-0.3	20.0
Aniline	Ave	3.183	3.212		10.1	10.0	0.9	20.0
Bis(2-chloroethyl)ether	Ave	1.976	1.973	0.7000	9.98	10.0	-0.2	20.0
2-Chlorophenol	Ave	1.448	1.424	0.8000	9.83	10.0	-1.7	20.0
1,3-Dichlorobenzene	Ave	1.376	1.359		9.88	10.0	-1.2	20.0
1,4-Dichlorobenzene	Ave	1.429	1.420		9.94	10.0	-0.6	20.0
Benzyl alcohol	Ave	1.149	1.128		9.81	10.0	-1.9	20.0
1,2-Dichlorobenzene	Ave	1.307	1.289		9.86	10.0	-1.4	20.0
2-Methylphenol	Ave	1.608	1.653	0.7000	10.3	10.0	2.8	20.0
2,2'-oxybis[1-chloropropane]	Ave	1.777	1.801		10.1	10.0	1.4	20.0
3 & 4 Methylphenol	Ave	1.706	1.717		10.1	10.0	0.7	20.0
N-Nitrosodi-n-propylamine	Ave	1.739	1.735	0.5000	9.97	10.0	-0.3	20.0
Acetophenone	Ave	2.379	2.381	0.0100	10.0	10.0	0.0	20.0
Hexachloroethane	Ave	0.6479	0.6481	0.3000	10.0	10.0	0.0	20.0
Nitrobenzene	Ave	0.6499	0.6468	0.2000	9.95	10.0	-0.5	20.0
Isophorone	Ave	1.161	1.167	0.4000	10.1	10.0	0.6	20.0
2-Nitrophenol	Ave	0.1961	0.1979	0.1000	10.1	10.0	0.9	20.0
1,3,5-Trichlorobenzene	Ave	0.2967	0.2870		9.67	10.0	-3.3	20.0
2,4-Dimethylphenol	Ave	0.4794	0.4738	0.2000	9.88	10.0	-1.2	20.0
Bis(2-chloroethoxy)methane	Ave	0.5917	0.5893	0.3000	9.96	10.0	-0.4	20.0
Benzoic acid	Qua		0.3050		20.3	20.0	1.5	20.0
2,4-Dichlorophenol	Ave	0.2718	0.2696	0.2000	9.92	10.0	-0.8	20.0
1,2,4-Trichlorobenzene	Ave	0.2960	0.2884		9.75	10.0	-2.5	20.0
Naphthalene	Ave	1.130	1.093	0.7000	9.67	10.0	-3.3	20.0
4-Chloroaniline	Ave	0.4761	0.4723	0.0100	9.92	10.0	-0.8	20.0
Hexachlorobutadiene	Ave	0.1700	0.1693	0.0100	9.96	10.0	-0.4	20.0
1,2,3-Trichlorobenzene	Ave	0.2730	0.2743		10.0	10.0	0.5	20.0
Caprolactam	Ave	0.1497	0.1544	0.0100	10.3	10.0	3.1	20.0
4-Chloro-3-methylphenol	Ave	0.4146	0.4176	0.2000	10.1	10.0	0.7	20.0
2-Methylnaphthalene	Ave	0.5930	0.5640	0.4000	9.51	10.0	-4.9	20.0
1-Methylnaphthalene	Ave	0.6758	0.6414		9.49	10.0	-5.1	20.0
1,2,3,5-Tetrachlorobenzene	Ave	0.5131	0.4897		9.54	10.0	-4.6	20.0
Hexachlorocyclopentadiene	Ave	0.3573	0.3479	0.0500	9.74	10.0	-2.6	20.0
2,4,6-Trichlorophenol	Ave	0.3684	0.3436	0.2000	9.33	10.0	-6.7	20.0

FORM VII
GC/MS SEMI VOA CONTINUING CALIBRATION DATA

Lab Name: TestAmerica North Canton Job No.: 240-1028-1

SDG No.:

Lab Sample ID: CCVIS 240-7057/2 Calibration Date: 07/04/2011 11:48

Instrument ID: A4HP9 Calib Start Date: 07/01/2011 12:35

GC Column: RXI-5SILMS ID: 0.45(mm) Calib End Date: 07/01/2011 15:48

Lab File ID: 9SMH0704.D Conc. Units: ng/uL

ANALYTE	CURVE TYPE	AVE RRF	RRF	MIN RRF	CALC AMOUNT	SPIKE AMOUNT	%D	MAX %D
2,4,5-Trichlorophenol	Ave	0.3926	0.3909	0.2000	9.96	10.0	-0.4	20.0
2,4-Toluene diamine	Ave	0.3067	0.1720		5.61	10.0	-43.9*	20.0
1,1'-Biphenyl	Ave	1.514	1.467	0.0100	9.69	10.0	-3.1	20.0
1,2,3,4 -Tetrachlorobenzene	Ave	0.4861	0.4576		9.41	10.0	-5.9	20.0
2-Chloronaphthalene	Ave	1.089	1.065	0.8000	9.79	10.0	-2.1	20.0
2-Nitroaniline	Ave	0.5968	0.6030	0.0100	10.1	10.0	1.0	20.0
Dimethyl phthalate	Ave	1.319	1.267	0.0100	9.60	10.0	-4.0	20.0
2,6-Dinitrotoluene	Ave	0.2932	0.2910		9.93	10.0	-0.7	20.0
1,2-Dinitrobenzene	Ave	0.1589	0.1567		9.86	10.0	-1.4	20.0
Acenaphthylene	Ave	1.977	1.904	0.9000	9.63	10.0	-3.7	20.0
3-Nitroaniline	Ave	0.3663	0.3571	0.0100	9.75	10.0	-2.5	20.0
2,4-Dinitrophenol	Qua		0.2423	0.0100	20.4	20.0	2.0	20.0
Acenaphthene	Ave	1.217	1.140	0.9000	9.37	10.0	-6.3	20.0
4-Nitrophenol	Ave	0.2778	0.2932		10.6	10.0	5.5	20.0
2,4-Dinitrotoluene	Ave	0.3916	0.3912	0.2000	10.0	10.0	-0.1	20.0
Dibenzofuran	Ave	1.664	1.646	0.8000	9.89	10.0	-1.1	20.0
2,3,5,6-Tetrachlorophenol	Ave	0.3137	0.3108		9.91	10.0	-0.9	20.0
Diethyl phthalate	Ave	1.434	1.381	0.0100	9.63	10.0	-3.7	20.0
4-Chlorophenyl phenyl ether	Ave	0.6289	0.6268	0.4000	9.96	10.0	-0.4	20.0
4-Nitroaniline	Ave	0.3835	0.3794	0.0100	9.89	10.0	-1.1	20.0
Fluorene	Ave	1.323	1.249	0.9000	9.44	10.0	-5.6	20.0
4,6-Dinitro-2-methylphenol	Ave	0.1371	0.1485	0.0100	10.8	10.0	8.4	20.0
N-Nitrosodiphenylamine	Ave	0.5962	0.5729	0.0100	9.61	10.0	-3.9	20.0
Azobenzene	Ave	1.466	1.481		10.1	10.0	1.0	20.0
4-Bromophenyl phenyl ether	Ave	0.1975	0.1905	0.1000	9.65	10.0	-3.5	20.0
Hexachlorobenzene	Ave	0.1931	0.1817	0.1000	9.41	10.0	-5.9	20.0
Atrazine	Ave	0.2025	0.1923	0.0100	9.49	10.0	-5.1	20.0
Pentachlorophenol	Ave	0.1366	0.1412	0.0500	20.7	20.0	3.4	20.0
Phenanthrene	Ave	1.135	1.062	0.7000	9.36	10.0	-6.4	20.0
Anthracene	Ave	1.147	1.077	0.7000	9.39	10.0	-6.1	20.0
Carbazole	Ave	1.109	1.075	0.0100	9.69	10.0	-3.1	20.0
Di-n-butyl phthalate	Ave	1.422	1.370	0.0100	9.64	10.0	-3.6	20.0
Fluoranthene	Ave	1.218	1.145	0.6000	9.39	10.0	-6.1	20.0
Benzidine	Ave	0.7100	0.7242		10.2	10.0	2.0	20.0
Pyrene	Ave	1.272	1.245	0.6000	9.79	10.0	-2.1	20.0
Butyl benzyl phthalate	Ave	0.6576	0.6128	0.0100	9.32	10.0	-6.8	20.0
3,3'-Dimethoxybenzidine	Ave	0.2919	0.2799		9.59	10.0	-4.1	20.0
Bis(2-ethylhexyl) phthalate	Ave	0.8542	0.8475	0.0100	9.92	10.0	-0.8	20.0
4,4'-Methylene bis(2-chloroaniline)	Ave	0.2315	0.2238		9.67	10.0	-3.3	20.0
3,3'-Dichlorobenzidine	Ave	0.4307	0.4317	0.0100	10.0	10.0	0.2	20.0

FORM VII
GC/MS SEMI VOA CONTINUING CALIBRATION DATA

Lab Name: TestAmerica North Canton Job No.: 240-1028-1

SDG No.:

Lab Sample ID: CCVIS 240-7057/2 Calibration Date: 07/04/2011 11:48

Instrument ID: A4HP9 Calib Start Date: 07/01/2011 12:35

GC Column: RXI-5SILMS ID: 0.45(mm) Calib End Date: 07/01/2011 15:48

Lab File ID: 9SMH0704.D Conc. Units: ng/uL

ANALYTE	CURVE TYPE	AVE RRF	RRF	MIN RRF	CALC AMOUNT	SPIKE AMOUNT	%D	MAX %D
Benzo[a]anthracene	Ave	1.249	1.157	0.8000	9.26	10.0	-7.4	20.0
Chrysene	Ave	1.158	1.142	0.7000	9.86	10.0	-1.4	20.0
Di-n-octyl phthalate	Ave	1.686	1.690	0.0100	10.0	10.0	0.2	20.0
Benzo[b]fluoranthene	Ave	1.507	1.313	0.7000	8.71	10.0	-12.9	20.0
Benzo[k]fluoranthene	Ave	1.185	1.299	0.7000	11.0	10.0	9.7	20.0
Benzo[a]pyrene	Ave	1.217	1.185	0.7000	9.74	10.0	-2.6	20.0
Indeno[1,2,3-cd]pyrene	Ave	1.286	1.296	0.5000	10.1	10.0	0.8	20.0
Dibenz(a,h)anthracene	Ave	1.074	1.086	0.4000	10.1	10.0	1.1	20.0
Benzo[g,h,i]perylene	Ave	1.059	1.068	0.5000	10.1	10.0	0.8	20.0
2-Fluorophenol (Surr)	Ave	1.577	1.543		9.78	10.0	-2.2	20.0
Phenol-d5 (Surr)	Ave	2.193	2.205		10.1	10.0	0.5	20.0
Nitrobenzene-d5 (Surr)	Ave	0.6630	0.6001		9.05	10.0	-9.5	20.0
2-Fluorobiphenyl (Surr)	Ave	1.350	1.299		9.62	10.0	-3.8	20.0
2,4,6-Tribromophenol (Surr)	Ave	0.1512	0.1461		9.66	10.0	-3.4	20.0
Terphenyl-d14 (Surr)	Ave	0.7507	0.7363		9.81	10.0	-1.9	20.0

FORM VII
GC/MS SEMI VOA CONTINUING CALIBRATION DATA

Lab Name: TestAmerica North Canton Job No.: 240-1028-1

SDG No.:

Lab Sample ID: ICV 240-7248/11 Calibration Date: 07/05/2011 18:18

Instrument ID: A4HP9 Calib Start Date: 07/05/2011 15:06

GC Column: RXI-5SILMS ID: 0.45(mm) Calib End Date: 07/05/2011 17:59

Lab File ID: 9TCLICV.D Conc. Units: ng/uL

ANALYTE	CURVE TYPE	AVE RRF	RRF	MIN RRF	CALC AMOUNT	SPIKE AMOUNT	%D	MAX %D
1,4-Dioxane	Ave	0.8358	0.7921		9.48	10.0	-5.2	30.0
N-Nitrosodimethylamine	Ave	1.556	1.486		9.55	10.0	-4.5	30.0
Pyridine	Ave	2.393	2.317		9.68	10.0	-3.2	30.0
Ethyl methacrylate	Ave	2.202	2.109		9.58	10.0	-4.2	30.0
3-Chloropropionitrile	Ave	0.8977	0.8621		9.60	10.0	-4.0	30.0
Malononitrile	Ave	2.607	2.532		9.71	10.0	-2.9	30.0
Benzaldehyde	Ave	1.814	1.404	0.0100	7.74	10.0	-22.6	30.0
Phenol	Ave	2.550	2.417	0.8000	9.48	10.0	-5.2	30.0
Aniline	Ave	3.205	3.039		9.48	10.0	-5.2	30.0
Bis(2-chloroethyl)ether	Ave	2.025	1.852	0.7000	9.14	10.0	-8.6	30.0
2-Chlorophenol	Ave	1.444	1.370	0.8000	9.49	10.0	-5.1	30.0
1,3-Dichlorobenzene	Ave	1.408	1.329		9.43	10.0	-5.7	30.0
1,4-Dichlorobenzene	Ave	1.464	1.361		9.30	10.0	-7.0	30.0
Benzyl alcohol	Ave	1.155	1.089		9.42	10.0	-5.8	30.0
1,2-Dichlorobenzene	Ave	1.325	1.264		9.54	10.0	-4.6	30.0
2-Methylphenol	Ave	1.632	1.546	0.7000	9.47	10.0	-5.3	30.0
2,2'-oxybis[1-chloropropane]	Ave	1.836	1.720		9.37	10.0	-6.3	30.0
3 & 4 Methylphenol	Ave	1.721	1.608		9.34	10.0	-6.6	30.0
N-Nitrosodi-n-propylamine	Ave	1.769	1.649	0.5000	9.32	10.0	-6.8	30.0
Acetophenone	Ave	2.418	2.310	0.0100	9.55	10.0	-4.5	30.0
Hexachloroethane	Ave	0.6615	0.6307	0.3000	9.53	10.0	-4.7	30.0
Nitrobenzene	Ave	0.6652	0.6379	0.2000	9.59	10.0	-4.1	30.0
Isophorone	Ave	1.180	1.130	0.4000	9.58	10.0	-4.2	30.0
2-Nitrophenol	Ave	0.1937	0.1921	0.1000	9.91	10.0	-0.9	30.0
1,3,5-Trichlorobenzene	Ave	0.2987	0.2828		9.47	10.0	-5.3	30.0
2,4-Dimethylphenol	Ave	0.4860	0.4649	0.2000	9.56	10.0	-4.4	30.0
Bis(2-chloroethoxy)methane	Ave	0.5940	0.5646	0.3000	9.51	10.0	-4.9	30.0
Benzoic acid	Qua		0.3034		20.9	20.0	4.5	30.0
2,4-Dichlorophenol	Ave	0.2730	0.2623	0.2000	9.61	10.0	-3.9	30.0
1,2,4-Trichlorobenzene	Ave	0.2997	0.2828		9.44	10.0	-5.6	30.0
Naphthalene	Ave	1.148	1.066	0.7000	9.28	10.0	-7.2	30.0
4-Chloroaniline	Ave	0.4739	0.4495	0.0100	9.49	10.0	-5.1	30.0
Hexachlorobutadiene	Ave	0.1715	0.1630	0.0100	9.50	10.0	-5.0	30.0
1,2,3-Trichlorobenzene	Ave	0.2748	0.2656		9.67	10.0	-3.3	30.0
Caprolactam	Ave	0.1443	0.1489	0.0100	10.3	10.0	3.2	30.0
4-Chloro-3-methylphenol	Ave	0.4139	0.4065	0.2000	9.82	10.0	-1.8	30.0
2-Methylnaphthalene	Ave	0.5829	0.5484	0.4000	9.41	10.0	-5.9	30.0
1-Methylnaphthalene	Ave	0.6716	0.6224		9.27	10.0	-7.3	30.0
1,2,3,5-Tetrachlorobenzene	Ave	0.5098	0.4779		9.37	10.0	-6.3	30.0
Hexachlorocyclopentadiene	Ave	0.3542	0.3466	0.0500	9.78	10.0	-2.2	30.0
2,4,6-Trichlorophenol	Ave	0.3522	0.3451	0.2000	9.80	10.0	-2.0	30.0

FORM VII
GC/MS SEMI VOA CONTINUING CALIBRATION DATA

Lab Name: TestAmerica North Canton Job No.: 240-1028-1

SDG No.:

Lab Sample ID: ICV 240-7248/11 Calibration Date: 07/05/2011 18:18

Instrument ID: A4HP9 Calib Start Date: 07/05/2011 15:06

GC Column: RXI-5SILMS ID: 0.45(mm) Calib End Date: 07/05/2011 17:59

Lab File ID: 9TCLICV.D Conc. Units: ng/uL

ANALYTE	CURVE TYPE	AVE RRF	RRF	MIN RRF	CALC AMOUNT	SPIKE AMOUNT	%D	MAX %D
2,4,5-Trichlorophenol	Ave	0.3844	0.3640	0.2000	9.47	10.0	-5.3	30.0
2,4-Toluene diamine	Ave	0.3157	0.1730		5.48	10.0	-45.2*	30.0
1,1'-Biphenyl	Ave	1.530	1.427	0.0100	9.33	10.0	-6.7	30.0
1,2,3,4 -Tetrachlorobenzene	Ave	0.4816	0.4547		9.44	10.0	-5.6	30.0
2-Chloronaphthalene	Ave	1.099	1.035	0.8000	9.41	10.0	-5.9	30.0
2-Nitroaniline	Ave	0.6044	0.5952	0.0100	9.85	10.0	-1.5	30.0
Dimethyl phthalate	Ave	1.298	1.264	0.0100	9.73	10.0	-2.7	30.0
2,6-Dinitrotoluene	Ave	0.2813	0.2846		10.1	10.0	1.2	30.0
1,2-Dinitrobenzene	Ave	0.1534	0.1524		9.93	10.0	-0.7	30.0
Acenaphthylene	Ave	1.975	1.879	0.9000	9.52	10.0	-4.8	30.0
3-Nitroaniline	Ave	0.3555	0.3485	0.0100	9.80	10.0	-2.0	30.0
Acenaphthene	Ave	1.212	1.114	0.9000	9.19	10.0	-8.1	30.0
2,4-Dinitrophenol	Ave	0.2226	0.2361	0.0100	21.2	20.0	6.1	30.0
4-Nitrophenol	Ave	0.2974	0.2581		8.68	10.0	-13.2	30.0
2,4-Dinitrotoluene	Ave	0.3880	0.3842	0.2000	9.90	10.0	-1.0	30.0
Dibenzofuran	Ave	1.675	1.625	0.8000	9.70	10.0	-3.0	30.0
2,3,5,6-Tetrachlorophenol	Ave	0.3068	0.3090		10.1	10.0	0.7	30.0
Diethyl phthalate	Ave	1.410	1.388	0.0100	9.84	10.0	-1.6	30.0
4-Chlorophenyl phenyl ether	Ave	0.6265	0.6045	0.4000	9.65	10.0	-3.5	30.0
4-Nitroaniline	Ave	0.3812	0.3662	0.0100	9.60	10.0	-4.0	30.0
Fluorene	Ave	1.296	1.208	0.9000	9.31	10.0	-6.9	30.0
4,6-Dinitro-2-methylphenol	Ave	0.1432	0.1455	0.0100	10.2	10.0	1.6	30.0
N-Nitrosodiphenylamine	Ave	0.5930	0.5795	0.0100	9.77	10.0	-2.3	30.0
1,2-Diphenylhydrazine(as Azobenzene)	Ave	1.495	1.483		9.92	10.0	-0.8	30.0
Azobenzene	Ave	1.495	1.484		9.93	10.0	-0.7	30.0
4-Bromophenyl phenyl ether	Ave	0.1922	0.1903	0.1000	9.90	10.0	-1.0	30.0
Hexachlorobenzene	Ave	0.1949	0.1827	0.1000	9.37	10.0	-6.3	30.0
Atrazine	Ave	0.1969	0.1951	0.0100	9.91	10.0	-0.9	30.0
Pentachlorophenol	Ave	0.1339	0.1398	0.0500	20.9	20.0	4.4	30.0
Phenanthrene	Ave	1.132	1.054	0.7000	9.31	10.0	-6.9	30.0
Anthracene	Ave	1.118	1.071	0.7000	9.58	10.0	-4.2	30.0
Carbazole	Ave	1.100	1.070	0.0100	9.73	10.0	-2.7	30.0
Di-n-butyl phthalate	Ave	1.390	1.384	0.0100	9.95	10.0	-0.5	30.0
Fluoranthene	Ave	1.187	1.155	0.6000	9.73	10.0	-2.7	30.0
Benzidine	Ave	0.6841	0.6808		9.95	10.0	-0.5	30.0
Pyrene	Ave	1.278	1.224	0.6000	9.58	10.0	-4.2	30.0
Butyl benzyl phthalate	Ave	0.6131	0.6100	0.0100	9.95	10.0	-0.5	30.0
3,3'-Dimethoxybenzidine	Ave	0.2790	0.2822		10.1	10.0	1.1	30.0
Bis(2-ethylhexyl) phthalate	Ave	0.8393	0.8266	0.0100	9.85	10.0	-1.5	30.0
4,4'-Methylene bis(2-chloroaniline)	Ave	0.2243	0.2207		9.84	10.0	-1.6	30.0

FORM VII
GC/MS SEMI VOA CONTINUING CALIBRATION DATA

Lab Name: TestAmerica North Canton Job No.: 240-1028-1

SDG No.:

Lab Sample ID: ICV 240-7248/11 Calibration Date: 07/05/2011 18:18

Instrument ID: A4HP9 Calib Start Date: 07/05/2011 15:06

GC Column: RXI-5SILMS ID: 0.45(mm) Calib End Date: 07/05/2011 17:59

Lab File ID: 9TCLICV.D Conc. Units: ng/uL

ANALYTE	CURVE TYPE	AVE RRF	RRF	MIN RRF	CALC AMOUNT	SPIKE AMOUNT	%D	MAX %D
3,3'-Dichlorobenzidine	Ave	0.4296	0.4232	0.0100	9.85	10.0	-1.5	30.0
Benzo[a]anthracene	Ave	1.229	1.178	0.8000	9.59	10.0	-4.1	30.0
Chrysene	Ave	1.154	1.067	0.7000	9.24	10.0	-7.6	30.0
Di-n-octyl phthalate	Ave	1.625	1.642	0.0100	10.1	10.0	1.1	30.0
Benzo[b]fluoranthene	Ave	1.348	1.316	0.7000	9.76	10.0	-2.4	30.0
Benzo[k]fluoranthene	Ave	1.317	1.213	0.7000	9.21	10.0	-7.9	30.0
Benzo[a]pyrene	Ave	1.178	1.142	0.7000	9.69	10.0	-3.1	30.0
Indeno[1,2,3-cd]pyrene	Ave	1.259	1.249	0.5000	9.93	10.0	-0.7	30.0
Dibenzo(a,h)anthracene	Ave	1.036	1.024	0.4000	9.88	10.0	-1.2	30.0
Benzo[g,h,i]perylene	Ave	1.042	1.024	0.5000	9.83	10.0	-1.7	30.0
2-Fluorophenol (Surr)	Ave	1.573	1.513		9.62	10.0	-3.8	30.0
Phenol-d5 (Surr)	Ave	2.230	2.126		9.53	10.0	-4.7	30.0
Nitrobenzene-d5 (Surr)	Ave	0.6523	0.5887		9.03	10.0	-9.7	30.0
2-Fluorobiphenyl (Surr)	Ave	1.355	1.237		9.13	10.0	-8.7	30.0
2,4,6-Tribromophenol (Surr)	Ave	0.1475	0.1443		9.78	10.0	-2.2	30.0
Terphenyl-d14 (Surr)	Ave	0.7464	0.7131		9.55	10.0	-4.5	30.0

FORM VII
GC/MS SEMI VOA CONTINUING CALIBRATION DATA

Lab Name: TestAmerica North Canton Job No.: 240-1028-1

SDG No.:

Lab Sample ID: CCV 240-7456/2 Calibration Date: 07/06/2011 16:43

Instrument ID: A4HP9 Calib Start Date: 07/05/2011 15:06

GC Column: RXI-5SILMS ID: 0.45(mm) Calib End Date: 07/05/2011 17:59

Lab File ID: 9SMH0706.D Conc. Units: ng/uL

ANALYTE	CURVE TYPE	AVE RRF	RRF	MIN RRF	CALC AMOUNT	SPIKE AMOUNT	%D	MAX %D
1,4-Dioxane	Ave	0.8358	0.7170		8.58	10.0	-14.2	20.0
N-Nitrosodimethylamine	Ave	1.556	1.436		9.23	10.0	-7.7	20.0
Pyridine	Ave	2.393	2.329		9.73	10.0	-2.7	20.0
Ethyl methacrylate	Ave	2.202	1.921		8.72	10.0	-12.8	20.0
3-Chloropropionitrile	Ave	0.8977	0.8348		9.30	10.0	-7.0	20.0
Malononitrile	Ave	2.607	2.532		9.71	10.0	-2.9	20.0
Benzaldehyde	Ave	1.814	1.622	0.0100	8.95	10.0	-10.5	20.0
Phenol	Ave	2.550	2.534	0.8000	9.94	10.0	-0.6	20.0
Aniline	Ave	3.205	3.226		10.1	10.0	0.7	20.0
Bis(2-chloroethyl)ether	Ave	2.025	1.988	0.7000	9.82	10.0	-1.8	20.0
2-Chlorophenol	Ave	1.444	1.456	0.8000	10.1	10.0	0.9	20.0
1,3-Dichlorobenzene	Ave	1.408	1.375		9.76	10.0	-2.4	20.0
1,4-Dichlorobenzene	Ave	1.464	1.415		9.67	10.0	-3.3	20.0
Benzyl alcohol	Ave	1.155	1.185		10.3	10.0	2.6	20.0
1,2-Dichlorobenzene	Ave	1.325	1.293		9.76	10.0	-2.4	20.0
2-Methylphenol	Ave	1.632	1.641	0.7000	10.1	10.0	0.5	20.0
2,2'-oxybis[1-chloropropane]	Ave	1.836	1.795		9.78	10.0	-2.2	20.0
3 & 4 Methylphenol	Ave	1.721	1.749		10.2	10.0	1.6	20.0
N-Nitrosodi-n-propylamine	Ave	1.769	1.789	0.5000	10.1	10.0	1.2	20.0
Acetophenone	Ave	2.418	2.451	0.0100	10.1	10.0	1.4	20.0
Hexachloroethane	Ave	0.6615	0.6463	0.3000	9.77	10.0	-2.3	20.0
Nitrobenzene	Ave	0.6652	0.6319	0.2000	9.50	10.0	-5.0	20.0
Isophorone	Ave	1.180	1.146	0.4000	9.71	10.0	-2.9	20.0
2-Nitrophenol	Ave	0.1937	0.1978	0.1000	10.2	10.0	2.1	20.0
2,4-Dimethylphenol	Ave	0.4860	0.4644	0.2000	9.56	10.0	-4.4	20.0
1,3,5-Trichlorobenzene	Ave	0.2987	0.2819		9.44	10.0	-5.6	20.0
Bis(2-chloroethoxy)methane	Ave	0.5940	0.5765	0.3000	9.71	10.0	-2.9	20.0
Benzoic acid	Qua		0.3148		21.6	20.0	8.0	20.0
2,4-Dichlorophenol	Ave	0.2730	0.2750	0.2000	10.1	10.0	0.7	20.0
1,2,4-Trichlorobenzene	Ave	0.2997	0.2878		9.60	10.0	-4.0	20.0
Naphthalene	Ave	1.148	1.069	0.7000	9.31	10.0	-6.9	20.0
4-Chloroaniline	Ave	0.4739	0.4733	0.0100	9.99	10.0	-0.1	20.0
Hexachlorobutadiene	Ave	0.1715	0.1641	0.0100	9.57	10.0	-4.3	20.0
1,2,3-Trichlorobenzene	Ave	0.2748	0.2704		9.84	10.0	-1.6	20.0
Caprolactam	Ave	0.1443	0.1540	0.0100	10.7	10.0	6.8	20.0
4-Chloro-3-methylphenol	Ave	0.4139	0.4055	0.2000	9.80	10.0	-2.0	20.0
2-Methylnaphthalene	Ave	0.5829	0.5643	0.4000	9.68	10.0	-3.2	20.0
1-Methylnaphthalene	Ave	0.6716	0.6401		9.53	10.0	-4.7	20.0
1,2,3,5-Tetrachlorobenzene	Ave	0.5098	0.4787		9.39	10.0	-6.1	20.0
Hexachlorocyclopentadiene	Ave	0.3542	0.3558	0.0500	10.0	10.0	0.5	20.0
2,4,6-Trichlorophenol	Ave	0.3522	0.3476	0.2000	9.87	10.0	-1.3	20.0

FORM VII
GC/MS SEMI VOA CONTINUING CALIBRATION DATA

Lab Name: TestAmerica North Canton Job No.: 240-1028-1

SDG No.:

Lab Sample ID: CCV 240-7456/2 Calibration Date: 07/06/2011 16:43

Instrument ID: A4HP9 Calib Start Date: 07/05/2011 15:06

GC Column: RXI-5SILMS ID: 0.45(mm) Calib End Date: 07/05/2011 17:59

Lab File ID: 9SMH0706.D Conc. Units: ng/uL

ANALYTE	CURVE TYPE	AVE RRF	RRF	MIN RRF	CALC AMOUNT	SPIKE AMOUNT	%D	MAX %D
2,4,5-Trichlorophenol	Ave	0.3844	0.3750	0.2000	9.76	10.0	-2.4	20.0
2,4-Toluene diamine	Ave	0.3157	0.1529		4.84	10.0	-51.6*	20.0
1,1'-Biphenyl	Ave	1.530	1.426	0.0100	9.32	10.0	-6.8	20.0
1,2,3,4 -Tetrachlorobenzene	Ave	0.4816	0.4568		9.48	10.0	-5.2	20.0
2-Chloronaphthalene	Ave	1.099	1.047	0.8000	9.53	10.0	-4.7	20.0
2-Nitroaniline	Ave	0.6044	0.5646	0.0100	9.34	10.0	-6.6	20.0
Dimethyl phthalate	Ave	1.298	1.274	0.0100	9.81	10.0	-1.9	20.0
2,6-Dinitrotoluene	Ave	0.2813	0.2872		10.2	10.0	2.1	20.0
1,2-Dinitrobenzene	Ave	0.1534	0.1571		10.2	10.0	2.4	20.0
Acenaphthylene	Ave	1.975	1.867	0.9000	9.45	10.0	-5.5	20.0
3-Nitroaniline	Ave	0.3555	0.3536	0.0100	9.95	10.0	-0.5	20.0
2,4-Dinitrophenol	Ave	0.2226	0.2459	0.0100	22.1	20.0	10.4	20.0
Acenaphthene	Ave	1.212	1.112	0.9000	9.17	10.0	-8.3	20.0
4-Nitrophenol	Ave	0.2974	0.2729		9.18	10.0	-8.2	20.0
2,4-Dinitrotoluene	Ave	0.3880	0.3885	0.2000	10.0	10.0	0.1	20.0
Dibenzofuran	Ave	1.675	1.603	0.8000	9.57	10.0	-4.3	20.0
2,3,5,6-Tetrachlorophenol	Ave	0.3068	0.3110		10.1	10.0	1.4	20.0
Diethyl phthalate	Ave	1.410	1.386	0.0100	9.83	10.0	-1.7	20.0
4-Chlorophenyl phenyl ether	Ave	0.6265	0.6089	0.4000	9.72	10.0	-2.8	20.0
4-Nitroaniline	Ave	0.3812	0.3717	0.0100	9.75	10.0	-2.5	20.0
Fluorene	Ave	1.296	1.221	0.9000	9.42	10.0	-5.8	20.0
4,6-Dinitro-2-methylphenol	Ave	0.1432	0.1511	0.0100	10.6	10.0	5.5	20.0
N-Nitrosodiphenylamine	Ave	0.5930	0.5631	0.0100	9.50	10.0	-5.0	20.0
1,2-Diphenylhydrazine(as Azobenzene)	Ave	1.495	1.460		9.76	10.0	-2.4	20.0
Azobenzene	Ave	1.495	1.460		9.76	10.0	-2.4	20.0
4-Bromophenyl phenyl ether	Ave	0.1922	0.1917	0.1000	9.98	10.0	-0.2	20.0
Hexachlorobenzene	Ave	0.1949	0.1843	0.1000	9.46	10.0	-5.4	20.0
Atrazine	Ave	0.1969	0.1913	0.0100	9.72	10.0	-2.8	20.0
Pentachlorophenol	Ave	0.1339	0.1524	0.0500	22.8	20.0	13.8	20.0
Phenanthrene	Ave	1.132	1.069	0.7000	9.45	10.0	-5.5	20.0
Anthracene	Ave	1.118	1.096	0.7000	9.81	10.0	-1.9	20.0
Carbazole	Ave	1.100	1.083	0.0100	9.84	10.0	-1.6	20.0
Di-n-butyl phthalate	Ave	1.390	1.379	0.0100	9.92	10.0	-0.8	20.0
Fluoranthene	Ave	1.187	1.159	0.6000	9.76	10.0	-2.4	20.0
Benzidine	Ave	0.6841	0.6903		10.1	10.0	0.9	20.0
Pyrene	Ave	1.278	1.258	0.6000	9.84	10.0	-1.6	20.0
Butyl benzyl phthalate	Ave	0.6131	0.6111	0.0100	9.97	10.0	-0.3	20.0
3,3'-Dimethoxybenzidine	Ave	0.2790	0.2708		9.70	10.0	-3.0	20.0
Bis(2-ethylhexyl) phthalate	Ave	0.8393	0.8525	0.0100	10.2	10.0	1.6	20.0
4,4'-Methylene bis(2-chloroaniline)	Ave	0.2243	0.2268		10.1	10.0	1.1	20.0

FORM VII
GC/MS SEMI VOA CONTINUING CALIBRATION DATA

Lab Name: TestAmerica North Canton Job No.: 240-1028-1

SDG No.:

Lab Sample ID: CCV 240-7456/2 Calibration Date: 07/06/2011 16:43

Instrument ID: A4HP9 Calib Start Date: 07/05/2011 15:06

GC Column: RXI-5SILMS ID: 0.45(mm) Calib End Date: 07/05/2011 17:59

Lab File ID: 9SMH0706.D Conc. Units: ng/uL

ANALYTE	CURVE TYPE	AVE RRF	RRF	MIN RRF	CALC AMOUNT	SPIKE AMOUNT	%D	MAX %D
3,3'-Dichlorobenzidine	Ave	0.4296	0.4290	0.0100	9.99	10.0	-0.1	20.0
Benzo[a]anthracene	Ave	1.229	1.137	0.8000	9.25	10.0	-7.5	20.0
Chrysene	Ave	1.154	1.099	0.7000	9.52	10.0	-4.8	20.0
Di-n-octyl phthalate	Ave	1.625	1.747	0.0100	10.8	10.0	7.5	20.0
Benzo[b]fluoranthene	Ave	1.348	1.314	0.7000	9.75	10.0	-2.5	20.0
Benzo[k]fluoranthene	Ave	1.317	1.257	0.7000	9.54	10.0	-4.6	20.0
Benzo[a]pyrene	Ave	1.178	1.181	0.7000	10.0	10.0	0.2	20.0
Indeno[1,2,3-cd]pyrene	Ave	1.259	1.285	0.5000	10.2	10.0	2.1	20.0
Dibenzo(a,h)anthracene	Ave	1.036	1.065	0.4000	10.3	10.0	2.8	20.0
Benzo[g,h,i]perylene	Ave	1.042	1.066	0.5000	10.2	10.0	2.3	20.0
2-Fluorophenol (Surr)	Ave	1.573	1.556		9.89	10.0	-1.1	20.0
Phenol-d5 (Surr)	Ave	2.230	2.231		10.0	10.0	0.0	20.0
Nitrobenzene-d5 (Surr)	Ave	0.6523	0.5899		9.04	10.0	-9.6	20.0
2-Fluorobiphenyl (Surr)	Ave	1.355	1.252		9.24	10.0	-7.6	20.0
2,4,6-Tribromophenol (Surr)	Ave	0.1475	0.1500		10.2	10.0	1.7	20.0
Terphenyl-d14 (Surr)	Ave	0.7464	0.7269		9.74	10.0	-2.6	20.0

FORM IV
GC/MS SEMI VOA METHOD BLANK SUMMARY

Lab Name: TestAmerica North Canton Job No.: 240-1028-1

SDG No.:

Lab File ID: MB5832.D Lab Sample ID: MB 240-5832/7-A

Matrix: Solid Date Extracted: 06/23/2011 10:25

Instrument ID: A4HP9 Date Analyzed: 07/04/2011 14:02

Level:(Low/Med) Low

THIS METHOD BLANK APPLIES TO THE FOLLOWING SAMPLES:

CLIENT SAMPLE ID	LAB SAMPLE ID	LAB FILE ID	DATE ANALYZED
	LCS 240-5832/8-A	LCS5832.D	07/04/2011 14:21
DR-TP-A47-10	240-1028-1	1028F1A.D	07/07/2011 02:26
DR-TP-A45-08	240-1028-2	1028E2A.D	07/07/2011 02:45
DR-TP-A46-06	240-1028-3	1028E3A.D	07/07/2011 03:04
DR-TP-A48-04	240-1028-4	1028F4A.D	07/07/2011 03:24

FORM I
GC/MS SEMI VOA ORGANICS ANALYSIS DATA SHEET

Lab Name: TestAmerica North Canton | Job No.: 240-1028-1

SDG No.:

Client Sample ID: | Lab Sample ID: MB 240-5832/7-A

Matrix: Solid | Lab File ID: MB5832.D

Analysis Method: 8270D | Date Collected:

Extract. Method: 3540C | Date Extracted: 06/23/2011 10:25

Sample wt/vol: 30.00(g) | Date Analyzed: 07/04/2011 14:02

Con. Extract Vol.: 2.00(mL) | Dilution Factor: 1

Injection Volume: 1(uL) | Level: (low/med) Low

% Moisture: | GPC Cleanup:(Y/N) N

Analysis Batch No.: 7057 | Units: ug/Kg

CAS NO.	COMPOUND NAME	RESULT	Q	RL	MDL
92-52-4	1,1'-Biphenyl	50	U	50	27
123-91-1	1,4-Dioxane	100	U	100	22
88-06-2	2,4,6-Trichlorophenol	150	U	150	80
95-95-4	2,4,5-Trichlorophenol	150	U	150	25
120-83-2	2,4-Dichlorophenol	150	U	150	20
105-67-9	2,4-Dimethylphenol	150	U	150	20
51-28-5	2,4-Dinitrophenol	330	U	330	80
121-14-2	2,4-Dinitrotoluene	200	U	200	27
91-58-7	2-Chloronaphthalene	50	U	50	3.3
95-57-8	2-Chlorophenol	50	U	50	27
91-57-6	2-Methylnaphthalene	6.7	U	6.7	3.3
95-48-7	2-Methylphenol	200	U	200	80
88-74-4	2-Nitroaniline	200	U	200	9.1
88-75-5	2-Nitrophenol	50	U	50	27
15831-10-4	3 & 4 Methylphenol	400	U	400	20
91-94-1	3,3'-Dichlorobenzidine	100	U	100	18
99-09-2	3-Nitroaniline	200	U	200	16
534-52-1	4,6-Dinitro-2-methylphenol	150	U	150	80
101-55-3	4-Bromophenyl phenyl ether	50	U	50	13
59-50-7	4-Chloro-3-methylphenol	150	U	150	21
106-47-8	4-Chloroaniline	150	U	150	17
7005-72-3	4-Chlorophenyl phenyl ether	50	U	50	13
100-01-6	4-Nitroaniline	200	U	200	26
83-32-9	Acenaphthene	6.7	U	6.7	3.3
208-96-8	Acenaphthylene	6.7	U	6.7	3.3
98-86-2	Acetophenone	100	U	100	9.2
120-12-7	Anthracene	6.7	U	6.7	3.3
1912-24-9	Atrazine	200	U	200	9.1
100-52-7	Benzaldehyde	100	U	100	12
56-55-3	Benzo[a]anthracene	6.7	U	6.7	3.3
50-32-8	Benzo[a]pyrene	6.7	U	6.7	3.3
205-99-2	Benzo[b]fluoranthene	6.7	U	6.7	3.3
191-24-2	Benzo[g,h,i]perylene	6.7	U	6.7	3.3
207-08-9	Benzo[k]fluoranthene	6.7	U	6.7	3.3

FORM I
GC/MS SEMI VOA ORGANICS ANALYSIS DATA SHEET

Lab Name: TestAmerica North Canton | Job No.: 240-1028-1

SDG No.:

Client Sample ID: | Lab Sample ID: MB 240-5832/7-A

Matrix: Solid | Lab File ID: MB5832.D

Analysis Method: 8270D | Date Collected:

Extract. Method: 3540C | Date Extracted: 06/23/2011 10:25

Sample wt/vol: 30.00(g) | Date Analyzed: 07/04/2011 14:02

Con. Extract Vol.: 2.00(mL) | Dilution Factor: 1

Injection Volume: 1(uL) | Level: (low/med) Low

% Moisture: | GPC Cleanup:(Y/N) N

Analysis Batch No.: 7057 | Units: ug/Kg

CAS NO.	COMPOUND NAME	RESULT	Q	RL	MDL
111-91-1	Bis(2-chloroethoxy)methane	100	U	100	22
111-44-4	Bis(2-chloroethyl)ether	100	U	100	2.0
117-81-7	Bis(2-ethylhexyl) phthalate	50	U	50	19
85-68-7	Butyl benzyl phthalate	50	U	50	10
105-60-2	Caprolactam	330	U	330	37
86-74-8	Carbazole	50	U	50	27
218-01-9	Chrysene	6.7	U	6.7	1.1
84-74-2	Di-n-butyl phthalate	50	U	50	15
117-84-0	Di-n-octyl phthalate	50	U	50	27
53-70-3	Dibenzo(a,h)anthracene	6.7	U	6.7	3.3
132-64-9	Dibenzofuran	50	U	50	3.3
84-66-2	Diethyl phthalate	50	U	50	16
131-11-3	Dimethyl phthalate	50	U	50	17
206-44-0	Fluoranthene	6.7	U	6.7	3.3
86-73-7	Fluorene	6.7	U	6.7	3.3
118-74-1	Hexachlorobenzene	6.7	U	6.7	2.1
87-68-3	Hexachlorobutadiene	50	U	50	27
77-47-4	Hexachlorocyclopentadiene	330	U	330	27
67-72-1	Hexachloroethane	50	U	50	9.0
193-39-5	Indeno[1,2,3-cd]pyrene	6.7	U	6.7	3.3
78-59-1	Isophorone	50	U	50	13
621-64-7	N-Nitrosodi-n-propylamine	50	U	50	27
62-75-9	N-Nitrosodimethylamine	100	U	100	16
86-30-6	N-Nitrosodiphenylamine	50	U	50	21
91-20-3	Naphthalene	6.7	U	6.7	3.3
98-95-3	Nitrobenzene	100	U	100	2.2
87-86-5	Pentachlorophenol	150	U	150	80
85-01-8	Phenanthrene	6.7	U	6.7	3.3
108-95-2	Phenol	50	U	50	27
129-00-0	Pyrene	6.7	U	6.7	3.3
108-60-1	2,2'-oxybis[1-chloropropane]	100	U	100	9.5
606-20-2	2,6-Dinitrotoluene	200	U	200	21
100-02-7	4-Nitrophenol	330	U	330	80

FORM I
GC/MS SEMI VOA ORGANICS ANALYSIS DATA SHEET

Lab Name: TestAmerica North Canton Job No.: 240-1028-1

SDG No.:

Client Sample ID: Lab Sample ID: MB 240-5832/7-A

Matrix: Solid Lab File ID: MB5832.D

Analysis Method: 8270D Date Collected:

Extract. Method: 3540C Date Extracted: 06/23/2011 10:25

Sample wt/vol: 30.00(g) Date Analyzed: 07/04/2011 14:02

Con. Extract Vol.: 2.00(mL) Dilution Factor: 1

Injection Volume: 1(uL) Level: (low/med) Low

% Moisture: GPC Cleanup:(Y/N) N

Analysis Batch No.: 7057 Units: ug/Kg

CAS NO.	SURROGATE	%REC	Q	LIMITS
1718-51-0	Terphenyl-d14 (Surr)	56		41-119
4165-62-2	Phenol-d5 (Surr)	49		28-110
4165-60-0	Nitrobenzene-d5 (Surr)	41		24-112
367-12-4	2-Fluorophenol (Surr)	49		26-110
321-60-8	2-Fluorobiphenyl (Surr)	41		34-110
118-79-6	2,4,6-Tribromophenol (Surr)	28		10-118

FORM II
GC/MS SEMI VOA SURROGATE RECOVERY

Lab Name: TestAmerica North Canton Job No.: 240-1028-1

SDG No.:

Matrix: Solid Level: Low

GC Column (1): RXI-5SILMS ID: 0.45 (mm)

Client Sample ID	Lab Sample ID	2FP	#	PHL	#	NBZ	#	FBP	#	TBP	#	TPH	#
DR-TP-A47-10	240-1028-1	72		72		58		64		62		81	
DR-TP-A45-08	240-1028-2	63		64		55		58		74		79	
DR-TP-A46-06	240-1028-3	72		71		59		65		75		84	
DR-TP-A48-04	240-1028-4	80		77		62		63		70		83	
	MB 240-5832/7-A	49		49		41		41		28		56	
	LCS 240-5832/8-A	64		64		57		55		46		67	

	QC LIMITS
2FP = 2-Fluorophenol (Surr)	26-110
PHL = Phenol-d5 (Surr)	28-110
NBZ = Nitrobenzene-d5 (Surr)	24-112
FBP = 2-Fluorobiphenyl (Surr)	34-110
TBP = 2,4,6-Tribromophenol (Surr)	10-118
TPH = Terphenyl-d14 (Surr)	41-119

Column to be used to flag recovery values

FORM II 8270D

FORM III
GC/MS SEMI VOA LAB CONTROL SAMPLE RECOVERY

Lab Name: TestAmerica North Canton Job No.: 240-1028-1

SDG No.:

Matrix: Solid Level: Low Lab File ID: LCS5832.D

Lab ID: LCS 240-5832/8-A Client ID:

COMPOUND	SPIKE ADDED (ug/Kg)	LCS CONCENTRATION (ug/Kg)	LCS % REC	QC LIMITS REC	#
1,1'-Biphenyl	667	373	56	50-130	
1,4-Dioxane	667	209	31	10-110	
2,4,6-Trichlorophenol	667	325	49	37-110	
2,4,5-Trichlorophenol	667	393	59	42-110	
2,4-Dichlorophenol	667	412	62	40-110	
2,4-Dimethylphenol	667	307	46	28-110	
2,4-Dinitrophenol	667	133 J	20	10-110	
2,4-Dinitrotoluene	667	439	66	55-116	
2-Chloronaphthalene	667	389	58	46-110	
2-Chlorophenol	667	405	61	39-110	
2-Methylnaphthalene	667	462	69	46-110	
2-Methylphenol	667	455	68	36-110	
2-Nitroaniline	667	415	62	47-124	
2-Nitrophenol	667	393	59	35-110	
3 & 4 Methylphenol	1330	807	61	40-110	
3,3'-Dichlorobenzidine	667	291	44	31-110	
3-Nitroaniline	667	383	57	44-110	
4,6-Dinitro-2-methylphenol	667	248	37	21-110	
4-Bromophenyl phenyl ether	667	399	60	53-112	
4-Chloro-3-methylphenol	667	431	65	42-110	
4-Chloroaniline	667	327	49	25-110	
4-Chlorophenyl phenyl ether	667	409	61	53-110	
4-Nitroaniline	667	402	60	50-110	
Acenaphthene	667	373	56	46-110	
Acenaphthylene	667	381	57	47-110	
Acetophenone	667	403	60	50-130	
Anthracene	667	392	59	56-111	
Atrazine	667	423	63	50-130	
Benzaldehyde	667	479	72	10-130	
Benzo[a]anthracene	667	400	60	58-111	
Benzo[a]pyrene	667	355	53	44-115	
Benzo[b]fluoranthene	667	440	66	43-124	
Benzo[g,h,i]perylene	667	427	64	44-120	
Benzo[k]fluoranthene	667	377	57	38-122	
Bis(2-chloroethoxy)methane	667	422	63	42-110	
Bis(2-chloroethyl)ether	667	421	63	41-110	
Bis(2-ethylhexyl) phthalate	667	419	63	56-123	
Butyl benzyl phthalate	667	395	59	57-121	
Caprolactam	667	433	65	50-130	
Carbazole	667	399	60	56-115	
Chrysene	667	404	61	56-111	
Di-n-butyl phthalate	667	413	62	57-119	

Column to be used to flag recovery and RPD values

FORM III 8270D

FORM III
GC/MS SEMI VOA LAB CONTROL SAMPLE RECOVERY

Lab Name: TestAmerica North Canton Job No.: 240-1028-1

SDG No.:

Matrix: Solid Level: Low Lab File ID: LCS5832.D

Lab ID: LCS 240-5832/8-A Client ID:

COMPOUND	SPIKE ADDED (ug/Kg)	LCS CONCENTRATION (ug/Kg)	LCS % REC	QC LIMITS REC	#
Di-n-octyl phthalate	667	407	61	45-123	
Dibenzo(a,h)anthracene	667	421	63	45-122	
Dibenzofuran	667	399	60	50-110	
Diethyl phthalate	667	417	62	55-114	
Dimethyl phthalate	667	407	61	54-112	
Fluoranthene	667	406	61	55-118	
Fluorene	667	379	57	51-110	
Hexachlorobenzene	667	396	59	51-110	
Hexachlorobutadiene	667	391	59	39-110	
Hexachlorocyclopentadiene	667	306 J	46	10-110	
Hexachloroethane	667	388	58	38-110	
Indeno[1,2,3-cd]pyrene	667	424	64	45-121	
Isophorone	667	394	59	46-117	
N-Nitrosodi-n-propylamine	667	413	62	40-114	
N-Nitrosodimethylamine	667	393	59	10-130	
N-Nitrosodiphenylamine	667	390	58	54-112	
Naphthalene	667	391	59	42-110	
Nitrobenzene	667	409	61	40-110	
Pentachlorophenol	667	259	39	10-110	
Phenanthrene	667	385	58	54-110	
Phenol	667	428	64	39-110	
Pyrene	667	399	60	58-113	
2,2'-oxybis[1-chloropropane]	667	433	65	36-116	
2,6-Dinitrotoluene	667	427	64	54-115	
4-Nitrophenol	667	331	50	24-117	

Column to be used to flag recovery and RPD values

FORM III 8270D

FORM VIII
GC/MS SEMI VOA INTERNAL STANDARD AREA AND RETENTION TIME SUMMARY

Lab Name: TestAmerica North Canton Job No.: 240-1028-1

SDG No.:

Sample No.: STD6 240-7010/5 Date Analyzed: 07/01/2011 12:35

Instrument ID: A4HP9 GC Column: RXI-5SILMS ID: 0.45(mm)

Lab File ID (Standard): 9SMH0701.D Heated Purge: (Y/N) N

Calibration ID: 1962

		DCB		NPT		ANT	
		AREA #	RT #	AREA #	RT #	AREA #	RT #
INITIAL CALIBRATION MID-POINT		160760	3.76	608663	4.72	335411	6.02
UPPER LIMIT		321520	4.26	1217326	5.22	670822	6.52
LOWER LIMIT		80380	3.26	304332	4.22	167706	5.52
LAB SAMPLE ID	CLIENT SAMPLE ID						
ICV 240-7010/11		198510	3.76	762062	4.72	435378	6.01
CCVIS 240-7057/2		179157	3.71	692352	4.67	388902	5.97

DCB = 1,4-Dichlorobenzene-d4
NPT = Naphthalene-d8
ANT = Acenaphthene-d10

Area Limit = 50%-200% of internal standard area
RT Limit = ± 0.5 minutes of internal standard RT

Column used to flag values outside QC limits

FORM VIII 8270D

FORM VIII
GC/MS SEMI VOA INTERNAL STANDARD AREA AND RETENTION TIME SUMMARY

Lab Name: TestAmerica North Canton Job No.: 240-1028-1

SDG No.:

Sample No.: STD6 240-7010/5 Date Analyzed: 07/01/2011 12:35

Instrument ID: A4HP9 GC Column: RXI-5SILMS ID: 0.45(mm)

Lab File ID (Standard): 9SMH0701.D Heated Purge: (Y/N) N

Calibration ID: 1962

		PHN		CRY		PRY	
		AREA #	RT #	AREA #	RT #	AREA #	RT #
INITIAL CALIBRATION MID-POINT		581102	7.10	583347	9.07	514197	10.39
UPPER LIMIT		1162204	7.60	1166694	9.57	1028394	10.89
LOWER LIMIT		290551	6.60	291674	8.57	257099	9.89
LAB SAMPLE ID	CLIENT SAMPLE ID						
ICV 240-7010/11		752908	7.10	753899	9.05	642646	10.37
CCVIS 240-7057/2		672769	7.05	660343	9.00	569043	10.28

PHN = Phenanthrene-d10
CRY = Chrysene-d12
PRY = Perylene-d12

Area Limit = 50%-200% of internal standard area
RT Limit = ± 0.5 minutes of internal standard RT

Column used to flag values outside QC limits

FORM VIII 8270D

FORM VIII
GC/MS SEMI VOA INTERNAL STANDARD AREA AND RETENTION TIME SUMMARY

Lab Name: TestAmerica North Canton | Job No.: 240-1028-1

SDG No.:

Sample No.: CCVIS 240-7057/2 | Date Analyzed: 07/04/2011 11:48

Instrument ID: A4HP9 | GC Column: RXI-5SILMS | ID: 0.45(mm)

Lab File ID (Standard): 9SMH0704.D | Heated Purge: (Y/N) N

Calibration ID: 1958

		DCB		NPT		ANT	
		AREA #	RT #	AREA #	RT #	AREA #	RT #
12/24 HOUR STD		179157	3.71	692352	4.67	388902	5.97
UPPER LIMIT		358314	4.21	1384704	5.17	777804	6.47
LOWER LIMIT		89579	3.21	346176	4.17	194451	5.47
LAB SAMPLE ID	CLIENT SAMPLE ID						
MB 240-5832/7-A		178022	3.71	690752	4.67	395950	5.96
LCS 240-5832/8-A		166852	3.71	656929	4.67	392041	5.97

DCB = 1,4-Dichlorobenzene-d4
NPT = Naphthalene-d8
ANT = Acenaphthene-d10

Area Limit = 50%-200% of internal standard area
RT Limit = ± 0.5 minutes of internal standard RT

Column used to flag values outside QC limits

FORM VIII 8270D

FORM VIII
GC/MS SEMI VOA INTERNAL STANDARD AREA AND RETENTION TIME SUMMARY

Lab Name: TestAmerica North Canton Job No.: 240-1028-1

SDG No.:

Sample No.: CCVIS 240-7057/2 Date Analyzed: 07/04/2011 11:48

Instrument ID: A4HP9 GC Column: RXI-5SILMS ID: 0.45(mm)

Lab File ID (Standard): 9SMH0704.D Heated Purge: (Y/N) N

Calibration ID: 1958

		PHN		CRY		PRY	
		AREA #	RT #	AREA #	RT #	AREA #	RT #
12/24 HOUR STD		672769	7.05	660343	9.00	569043	10.28
UPPER LIMIT		1345538	7.55	1320686	9.50	1138086	10.78
LOWER LIMIT		336385	6.55	330172	8.50	284522	9.78
LAB SAMPLE ID	CLIENT SAMPLE ID						
MB 240-5832/7-A		709160	7.05	718981	8.99	612333	10.27
LCS 240-5832/8-A		694526	7.05	684463	8.98	587889	10.27

PHN = Phenanthrene-d10
CRY = Chrysene-d12
PRY = Perylene-d12

Area Limit = 50%-200% of internal standard area
RT Limit = ± 0.5 minutes of internal standard RT

Column used to flag values outside QC limits

FORM VIII 8270D

FORM VIII
GC/MS SEMI VOA INTERNAL STANDARD AREA AND RETENTION TIME SUMMARY

Lab Name: TestAmerica North Canton Job No.: 240-1028-1

SDG No.:

Sample No.: STD6 240-7248/10 Date Analyzed: 07/05/2011 15:06

Instrument ID: A4HP9 GC Column: RXI-5SILMS ID: 0.45(mm)

Lab File ID (Standard): 9SMH0705.D Heated Purge: (Y/N) N

Calibration ID: 2120

	DCB		NPT		ANT	
	AREA #	RT #	AREA #	RT #	AREA #	RT #
INITIAL CALIBRATION MID-POINT	190014	3.75	737239	4.72	411752	6.01
UPPER LIMIT	380028	4.25	1474478	5.22	823504	6.51
LOWER LIMIT	95007	3.25	368620	4.22	205876	5.51
LAB SAMPLE ID CLIENT SAMPLE ID						
ICV 240-7248/11	237601	3.76	903858	4.72	506122	6.02

DCB = 1,4-Dichlorobenzene-d4
NPT = Naphthalene-d8
ANT = Acenaphthene-d10

Area Limit = 50%-200% of internal standard area
RT Limit = ± 0.5 minutes of internal standard RT

Column used to flag values outside QC limits

FORM VIII 8270D

FORM VIII
GC/MS SEMI VOA INTERNAL STANDARD AREA AND RETENTION TIME SUMMARY

Lab Name: TestAmerica North Canton Job No.: 240-1028-1

SDG No.:

Sample No.: STD6 240-7248/10 Date Analyzed: 07/05/2011 15:06

Instrument ID: A4HP9 GC Column: RXI-5SILMS ID: 0.45(mm)

Lab File ID (Standard): 9SMH0705.D Heated Purge: (Y/N) N

Calibration ID: 2120

		PHN		CRY		PRY	
		AREA #	RT #	AREA #	RT #	AREA #	RT #
INITIAL CALIBRATION MID-POINT		696455	7.10	696410	9.05	594252	10.37
UPPER LIMIT		1392910	7.60	1392820	9.55	1188504	10.87
LOWER LIMIT		348228	6.60	348205	8.55	297126	9.87
LAB SAMPLE ID	CLIENT SAMPLE ID						
ICV 240-7248/11		866941	7.10	873599	9.06	747106	10.37

PHN = Phenanthrene-d10
CRY = Chrysene-d12
PRY = Perylene-d12

Area Limit = 50%-200% of internal standard area
RT Limit = ± 0.5 minutes of internal standard RT

Column used to flag values outside QC limits

FORM VIII 8270D

FORM VIII
GC/MS SEMI VOA INTERNAL STANDARD AREA AND RETENTION TIME SUMMARY

Lab Name: TestAmerica North Canton Job No.: 240-1028-1

SDG No.:

Sample No.: CCV 240-7456/2 Date Analyzed: 07/06/2011 16:43

Instrument ID: A4HP9 GC Column: RXI-5SILMS ID: 0.45(mm)

Lab File ID (Standard): 9SMH0706.D Heated Purge: (Y/N) N

Calibration ID: 2116

		DCB		NPT		ANT	
		AREA #	RT #	AREA #	RT #	AREA #	RT #
12/24 HOUR STD		190946	3.78	771273	4.74	440185	6.04
UPPER LIMIT		381892	4.28	1542546	5.24	880370	6.54
LOWER LIMIT		95473	3.28	385637	4.24	220093	5.54
LAB SAMPLE ID	CLIENT SAMPLE ID						
240-1028-1	DR-TP-A47-10	137097	3.78	542624	4.74	310784	6.03
240-1028-2	DR-TP-A45-08	141331	3.78	538992	4.74	318190	6.04
240-1028-3	DR-TP-A46-06	131127	3.78	525228	4.74	306733	6.03
240-1028-4	DR-TP-A48-04	125587	3.78	534847	4.74	312729	6.03

DCB = 1,4-Dichlorobenzene-d4
NPT = Naphthalene-d8
ANT = Acenaphthene-d10

Area Limit = 50%-200% of internal standard area
RT Limit = ± 0.5 minutes of internal standard RT

Column used to flag values outside QC limits

FORM VIII 8270D

FORM VIII
GC/MS SEMI VOA INTERNAL STANDARD AREA AND RETENTION TIME SUMMARY

Lab Name: TestAmerica North Canton Job No.: 240-1028-1

SDG No.:

Sample No.: CCV 240-7456/2 Date Analyzed: 07/06/2011 16:43

Instrument ID: A4HP9 GC Column: RXI-5SILMS ID: 0.45(mm)

Lab File ID (Standard): 9SMH0706.D Heated Purge: (Y/N) N

Calibration ID: 2116

		PHN		CRY		PRY	
		AREA #	RT #	AREA #	RT #	AREA #	RT #
12/24 HOUR STD		745437	7.12	738655	9.10	627950	10.44
UPPER LIMIT		1490874	7.62	1477310	9.60	1255900	10.94
LOWER LIMIT		372719	6.62	369328	8.60	313975	9.94
LAB SAMPLE ID	CLIENT SAMPLE ID						
240-1028-1	DR-TP-A47-10	551312	7.12	576486	9.06	493123	10.39
240-1028-2	DR-TP-A45-08	570867	7.12	587038	9.06	519960	10.38
240-1028-3	DR-TP-A46-06	530434	7.12	543146	9.06	492083	10.39
240-1028-4	DR-TP-A48-04	549306	7.12	569046	9.06	488938	10.39

PHN = Phenanthrene-d10
CRY = Chrysene-d12
PRY = Perylene-d12

Area Limit = 50%-200% of internal standard area
RT Limit = ± 0.5 minutes of internal standard RT

Column used to flag values outside QC limits

FORM VIII 8270D

GC SEMI VOA ANALYSIS RUN LOG

Lab Name: TestAmerica North Canton Job No.: 240-1028-1

SDG No.:

Instrument ID: A2HP13 Start Date: 06/10/2011 13:30

Analysis Batch Number: 4360 End Date: 06/11/2011 01:47

LAB SAMPLE ID	CLIENT SAMPLE ID	DATE ANALYZED	DILUTION FACTOR	LAB FILE ID	COLUMN ID
STD005 240-4360/1 IC		06/10/2011 13:30	1	P1361001.D	CLP-1 0.53(mm)
STD005 240-4360/1 IC		06/10/2011 13:30	1	P1361001.D	CLP-2 0.53(mm)
STD01 240-4360/2 IC		06/10/2011 13:45	1	P1361002.D	CLP-1 0.53(mm)
STD01 240-4360/2 IC		06/10/2011 13:45	1	P1361002.D	CLP-2 0.53(mm)
STD02 240-4360/3 IC		06/10/2011 14:00	1	P1361003.D	CLP-1 0.53(mm)
STD02 240-4360/3 IC		06/10/2011 14:00	1	P1361003.D	CLP-2 0.53(mm)
STD05 240-4360/4 IC		06/10/2011 14:15	1	P1361004.D	CLP-1 0.53(mm)
STD05 240-4360/4 IC		06/10/2011 14:15	1	P1361004.D	CLP-2 0.53(mm)
STD1 240-4360/5 IC		06/10/2011 14:30	1	P1361005.D	CLP-1 0.53(mm)
STD1 240-4360/5 IC		06/10/2011 14:30	1	P1361005.D	CLP-2 0.53(mm)
STD2 240-4360/6 IC		06/10/2011 14:45	1	P1361006.D	CLP-1 0.53(mm)
STD2 240-4360/6 IC		06/10/2011 14:45	1	P1361006.D	CLP-2 0.53(mm)
STD005 240-4360/7 IC		06/10/2011 15:00	1	P1361007.D	CLP-1 0.53(mm)
STD005 240-4360/7 IC		06/10/2011 15:00	1	P1361007.D	CLP-2 0.53(mm)
STD01 240-4360/8 IC		06/10/2011 15:15	1	P1361008.D	CLP-1 0.53(mm)
STD01 240-4360/8 IC		06/10/2011 15:15	1	P1361008.D	CLP-2 0.53(mm)
STD02 240-4360/9 IC		06/10/2011 15:30	1	P1361009.D	CLP-1 0.53(mm)
STD02 240-4360/9 IC		06/10/2011 15:30	1	P1361009.D	CLP-2 0.53(mm)
STD05 240-4360/10 IC		06/10/2011 15:45	1	P1361010.D	CLP-1 0.53(mm)
STD05 240-4360/10 IC		06/10/2011 15:45	1	P1361010.D	CLP-2 0.53(mm)
STD1 240-4360/11 IC		06/10/2011 16:00	1	P1361011.D	CLP-1 0.53(mm)
STD1 240-4360/11 IC		06/10/2011 16:00	1	P1361011.D	CLP-2 0.53(mm)
STD2 240-4360/12 IC		06/10/2011 16:14	1	P1361012.D	CLP-1 0.53(mm)
STD2 240-4360/12 IC		06/10/2011 16:14	1	P1361012.D	CLP-2 0.53(mm)
STD005 240-4360/13 IC		06/10/2011 16:30	1	P1361013.D	CLP-1 0.53(mm)
STD005 240-4360/13 IC		06/10/2011 16:30	1	P1361013.D	CLP-2 0.53(mm)
STD01 240-4360/14 IC		06/10/2011 16:45	1	P1361014.D	CLP-1 0.53(mm)
STD01 240-4360/14 IC		06/10/2011 16:45	1	P1361014.D	CLP-2 0.53(mm)
STD02 240-4360/15 IC		06/10/2011 17:00	1	P1361015.D	CLP-1 0.53(mm)
STD02 240-4360/15 IC		06/10/2011 17:00	1	P1361015.D	CLP-2 0.53(mm)
STD05 240-4360/16 IC		06/10/2011 17:15	1	P1361016.D	CLP-1 0.53(mm)
STD05 240-4360/16 IC		06/10/2011 17:15	1	P1361016.D	CLP-2 0.53(mm)
STD1 240-4360/17 IC		06/10/2011 17:30	1	P1361017.D	CLP-1 0.53(mm)
STD1 240-4360/17 IC		06/10/2011 17:30	1	P1361017.D	CLP-2 0.53(mm)
STD2 240-4360/18 IC		06/10/2011 17:45	1	P1361018.D	CLP-1 0.53(mm)
STD2 240-4360/18 IC		06/10/2011 17:45	1	P1361018.D	CLP-2 0.53(mm)
STD005 240-4360/19 IC		06/10/2011 18:00	1	P1361019.D	CLP-1 0.53(mm)
STD005 240-4360/19 IC		06/10/2011 18:00	1	P1361019.D	CLP-2 0.53(mm)
STD01 240-4360/20 IC		06/10/2011 18:16	1	P1361020.D	CLP-1 0.53(mm)
STD01 240-4360/20 IC		06/10/2011 18:16	1	P1361020.D	CLP-2 0.53(mm)
STD02 240-4360/21 IC		06/10/2011 18:30	1	P1361021.D	CLP-1 0.53(mm)
STD02 240-4360/21 IC		06/10/2011 18:30	1	P1361021.D	CLP-2 0.53(mm)
STD05 240-4360/22 IC		06/10/2011 18:45	1	P1361022.D	CLP-1 0.53(mm)

GC SEMI VOA ANALYSIS RUN LOG

Lab Name: TestAmerica North Canton Job No.: 240-1028-1

SDG No.:

Instrument ID: A2HP13 Start Date: 06/10/2011 13:30

Analysis Batch Number: 4360 End Date: 06/11/2011 01:47

LAB SAMPLE ID	CLIENT SAMPLE ID	DATE ANALYZED	DILUTION FACTOR	LAB FILE ID	COLUMN ID
STD05 240-4360/22 IC		06/10/2011 18:45	1	P1361022.D	CLP-2 0.53(mm)
STD1 240-4360/23 IC		06/10/2011 19:00	1	P1361023.D	CLP-1 0.53(mm)
STD1 240-4360/23 IC		06/10/2011 19:00	1	P1361023.D	CLP-2 0.53(mm)
STD2 240-4360/24 IC		06/10/2011 19:16	1	P1361024.D	CLP-1 0.53(mm)
STD2 240-4360/24 IC		06/10/2011 19:16	1	P1361024.D	CLP-2 0.53(mm)
STD005 240-4360/25 IC		06/10/2011 19:30	1	P1361025.D	CLP-1 0.53(mm)
STD005 240-4360/25 IC		06/10/2011 19:30	1	P1361025.D	CLP-2 0.53(mm)
STD01 240-4360/26 IC		06/10/2011 19:45	1	P1361026.D	CLP-1 0.53(mm)
STD01 240-4360/26 IC		06/10/2011 19:45	1	P1361026.D	CLP-2 0.53(mm)
STD02 240-4360/27 IC		06/10/2011 20:01	1	P1361027.D	CLP-1 0.53(mm)
STD02 240-4360/27 IC		06/10/2011 20:01	1	P1361027.D	CLP-2 0.53(mm)
STD05 240-4360/28 ICRT		06/10/2011 20:15	1	P1361028.D	CLP-1 0.53(mm)
STD05 240-4360/28 ICRT		06/10/2011 20:15	1	P1361028.D	CLP-2 0.53(mm)
STD1 240-4360/29 IC		06/10/2011 20:30	1	P1361029.D	CLP-1 0.53(mm)
STD1 240-4360/29 IC		06/10/2011 20:30	1	P1361029.D	CLP-2 0.53(mm)
STD2 240-4360/30 IC		06/10/2011 20:45	1	P1361030.D	CLP-1 0.53(mm)
STD2 240-4360/30 IC		06/10/2011 20:45	1	P1361030.D	CLP-2 0.53(mm)
STD005 240-4360/31 IC		06/10/2011 21:01	1		CLP-1 0.53(mm)
STD005 240-4360/31 IC		06/10/2011 21:01	1		CLP-2 0.53(mm)
STD01 240-4360/32 IC		06/10/2011 21:16	1		CLP-1 0.53(mm)
STD01 240-4360/32 IC		06/10/2011 21:16	1		CLP-2 0.53(mm)
STD02 240-4360/33 IC		06/10/2011 21:31	1		CLP-1 0.53(mm)
STD02 240-4360/33 IC		06/10/2011 21:31	1		CLP-2 0.53(mm)
STD05 240-4360/34 IC		06/10/2011 21:46	1		CLP-1 0.53(mm)
STD05 240-4360/34 IC		06/10/2011 21:46	1		CLP-2 0.53(mm)
STD1 240-4360/35 IC		06/10/2011 22:01	1		CLP-1 0.53(mm)
STD1 240-4360/35 IC		06/10/2011 22:01	1		CLP-2 0.53(mm)
STD2 240-4360/36 IC		06/10/2011 22:16	1		CLP-1 0.53(mm)
STD2 240-4360/36 IC		06/10/2011 22:16	1		CLP-2 0.53(mm)
STD005 240-4360/37 IC		06/10/2011 22:31	1		CLP-1 0.53(mm)
STD005 240-4360/37 IC		06/10/2011 22:31	1		CLP-2 0.53(mm)
STD01 240-4360/38 IC		06/10/2011 22:46	1		CLP-1 0.53(mm)
STD01 240-4360/38 IC		06/10/2011 22:46	1		CLP-2 0.53(mm)
STD02 240-4360/39 IC		06/10/2011 23:01	1		CLP-1 0.53(mm)
STD02 240-4360/39 IC		06/10/2011 23:01	1		CLP-2 0.53(mm)
STD05 240-4360/40 IC		06/10/2011 23:16	1		CLP-1 0.53(mm)
STD05 240-4360/40 IC		06/10/2011 23:16	1		CLP-2 0.53(mm)
STD1 240-4360/41 IC		06/10/2011 23:31	1		CLP-1 0.53(mm)
STD1 240-4360/41 IC		06/10/2011 23:31	1		CLP-2 0.53(mm)
STD2 240-4360/42 IC		06/10/2011 23:46	1		CLP-1 0.53(mm)
STD2 240-4360/42 IC		06/10/2011 23:46	1		CLP-2 0.53(mm)

8082A

GC SEMI VOA ANALYSIS RUN LOG

Lab Name: TestAmerica North Canton Job No.: 240-1028-1

SDG No.:

Instrument ID: A2HP13 Start Date: 06/10/2011 13:30

Analysis Batch Number: 4360 End Date: 06/11/2011 01:47

LAB SAMPLE ID	CLIENT SAMPLE ID	DATE ANALYZED	DILUTION FACTOR	LAB FILE ID	COLUMN ID
ICV 240-4360/43		06/11/2011 00:01	1	P1361043.D	CLP-1 0.53(mm)
ICV 240-4360/43		06/11/2011 00:01	1	P1361043.D	CLP-2 0.53(mm)
ICV 240-4360/44		06/11/2011 00:16	1	P1361044.D	CLP-1 0.53(mm)
ICV 240-4360/44		06/11/2011 00:16	1	P1361044.D	CLP-2 0.53(mm)
ICV 240-4360/45		06/11/2011 00:31	1	P1361045.D	CLP-1 0.53(mm)
ICV 240-4360/45		06/11/2011 00:31	1	P1361045.D	CLP-2 0.53(mm)
ICV 240-4360/46		06/11/2011 00:46	1	P1361046.D	CLP-1 0.53(mm)
ICV 240-4360/46		06/11/2011 00:46	1	P1361046.D	CLP-2 0.53(mm)
ICV 240-4360/47		06/11/2011 01:01	1	P1361047.D	CLP-1 0.53(mm)
ICV 240-4360/47		06/11/2011 01:01	1	P1361047.D	CLP-2 0.53(mm)
ICV 240-4360/48		06/11/2011 01:16	1	P1361048.D	CLP-1 0.53(mm)
ICV 240-4360/48		06/11/2011 01:16	1	P1361048.D	CLP-2 0.53(mm)
ICV 240-4360/49		06/11/2011 01:31	1		CLP-1 0.53(mm)
ICV 240-4360/49		06/11/2011 01:31	1		CLP-2 0.53(mm)
ICV 240-4360/50		06/11/2011 01:47	1		CLP-1 0.53(mm)
ICV 240-4360/50		06/11/2011 01:47	1		CLP-2 0.53(mm)

GC SEMI VOA ANALYSIS RUN LOG

Lab Name: TestAmerica North Canton Job No.: 240-1028-1

SDG No.:

Instrument ID: A2HP13 Start Date: 06/28/2011 19:03

Analysis Batch Number: 6431 End Date: 06/29/2011 02:31

LAB SAMPLE ID	CLIENT SAMPLE ID	DATE ANALYZED	DILUTION FACTOR	LAB FILE ID	COLUMN ID
CCV 240-6431/3 CCVRT		06/28/2011 19:03	1	P1362803.D	CLP-1 0.53(mm)
CCV 240-6431/3 CCVRT		06/28/2011 19:03	1	P1362803.D	CLP-2 0.53(mm)
MB 240-5996/23-A		06/28/2011 22:03	1	P1362815.D	CLP-1 0.53(mm)
MB 240-5996/23-A		06/28/2011 22:03	1	P1362815.D	CLP-2 0.53(mm)
CCV 240-6431/16 CCVRT		06/28/2011 22:17	1	P1362816.D	CLP-1 0.53(mm)
CCV 240-6431/16 CCVRT		06/28/2011 22:17	1	P1362816.D	CLP-2 0.53(mm)
240-1028-1	DR-TP-A47-10	06/28/2011 22:32	1	P1362817.D	CLP-1 0.53(mm)
240-1028-1	DR-TP-A47-10	06/28/2011 22:32	1	P1362817.D	CLP-2 0.53(mm)
240-1028-2	DR-TP-A45-08	06/28/2011 22:47	1	P1362818.D	CLP-1 0.53(mm)
240-1028-2	DR-TP-A45-08	06/28/2011 22:47	1	P1362818.D	CLP-2 0.53(mm)
240-1028-3	DR-TP-A46-06	06/28/2011 23:02	1	P1362819.D	CLP-1 0.53(mm)
240-1028-3	DR-TP-A46-06	06/28/2011 23:02	1	P1362819.D	CLP-2 0.53(mm)
240-1028-4	DR-TP-A48-04	06/28/2011 23:17	1	P1362820.D	CLP-1 0.53(mm)
240-1028-4	DR-TP-A48-04	06/28/2011 23:17	1	P1362820.D	CLP-2 0.53(mm)
ZZZZZ		06/28/2011 23:32	1		CLP-1 0.53(mm)
ZZZZZ		06/28/2011 23:32	1		CLP-2 0.53(mm)
ZZZZZ		06/28/2011 23:47	1		CLP-1 0.53(mm)
ZZZZZ		06/28/2011 23:47	1		CLP-2 0.53(mm)
ZZZZZ		06/29/2011 00:02	1		CLP-1 0.53(mm)
ZZZZZ		06/29/2011 00:02	1		CLP-2 0.53(mm)
LCS 240-5996/24-A		06/29/2011 00:17	1	P1362824.D	CLP-1 0.53(mm)
LCS 240-5996/24-A		06/29/2011 00:17	1	P1362824.D	CLP-2 0.53(mm)
CCV 240-6431/25 CCVRT		06/29/2011 00:32	1	P1362825.D	CLP-1 0.53(mm)
CCV 240-6431/25 CCVRT		06/29/2011 00:32	1	P1362825.D	CLP-2 0.53(mm)
ZZZZZ		06/29/2011 00:47	1		CLP-1 0.53(mm)
ZZZZZ		06/29/2011 00:47	1		CLP-2 0.53(mm)
ZZZZZ		06/29/2011 01:02	10		CLP-1 0.53(mm)
ZZZZZ		06/29/2011 01:02	10		CLP-2 0.53(mm)
ZZZZZ		06/29/2011 01:17	1		CLP-1 0.53(mm)
ZZZZZ		06/29/2011 01:17	1		CLP-2 0.53(mm)
ZZZZZ		06/29/2011 01:32	1		CLP-1 0.53(mm)
ZZZZZ		06/29/2011 01:32	1		CLP-2 0.53(mm)
ZZZZZ		06/29/2011 01:47	1		CLP-1 0.53(mm)
ZZZZZ		06/29/2011 01:47	1		CLP-2 0.53(mm)
240-1030-C-1-P MS		06/29/2011 02:02	1	P1362831.D	CLP-1 0.53(mm)
240-1030-C-1-P MS		06/29/2011 02:02	1	P1362831.D	CLP-2 0.53(mm)
240-1030-C-1-Q MSD		06/29/2011 02:17	1	P1362832.D	CLP-1 0.53(mm)
240-1030-C-1-Q MSD		06/29/2011 02:17	1	P1362832.D	CLP-2 0.53(mm)
CCV 240-6431/33 CCVRT		06/29/2011 02:31	1	P1362833.D	CLP-1 0.53(mm)
CCV 240-6431/33 CCVRT		06/29/2011 02:31	1	P1362833.D	CLP-2 0.53(mm)

GC SEMI VOA BATCH WORKSHEET

Lab Name: TestAmerica North Canton Job No.: 240-1028-1

SDG No.:

Batch Number: 5996 Batch Start Date: 06/24/11 13:00 Batch Analyst: Robbins, Alex

Batch Method: 3540C Batch End Date: 06/25/11 05:00

Lab Sample ID	Client Sample ID	Method Chain	Basis	InitialAmount	FinalAmount	EX10PPMSPK 00002	EX2/.2SURRW 00005
240-1028-G-1	DR-TP-A47-10	3540C, 8082A	T	29.97 g	10.00 mL		1 mL
240-1028-G-2	DR-TP-A45-08	3540C, 8082A	T	30.17 g	10.00 mL		1 mL
240-1028-G-3	DR-TP-A46-06	3540C, 8082A	T	30.03 g	10.00 mL		1 mL
240-1028-G-4	DR-TP-A48-04	3540C, 8082A	T	30.10 g	10.00 mL		1 mL
240-1030-C-1 MS		3540C, 8082A	T	29.91 g	10.00 mL	1 mL	1 mL
240-1030-C-1 MSD		3540C, 8082A	T	29.98 g	10.00 mL	1 mL	1 mL
MB 240-5996/23		3540C, 8082A		30.00 g	10.00 mL		1 mL
LCS 240-5996/24		3540C, 8082A		30.00 g	10.00 mL	1 mL	1 mL

Batch Notes	
Balance ID	b-036
Batch Comment	SS: AR/SE
Exchange Solvent Lot #	013210
Na2SO4 Lot Number	010352
Prep Solvent Lot #	063634

Basis	Basis Description
T	Total/NA

FORM VIII
GC SEMI VOA ANALYTICAL SEQUENCE

Lab Name: TestAmerica North Canton Job No.: 240-1028-1

SDG No.:

Sample No.: CCV 240-6431/3 Date Analyzed: 06/28/2011 19:03

Instrument ID: A2HP13 GC Column: CLP-1 ID: 0.53(mm)

Lab File ID (Standard): P1362803.D Heated Purge: (Y/N) N

Calibration ID: 1402

THE ANALYTICAL SEQUENCE OF BLANKS, SAMPLES, STANDARDS, MS/MSDs AND LCSs IS GIVEN BELOW:

				TCX RT #	DCB RT #
CONTINUING CALIBRATION SURROGATE				1.20	6.86
UPPER LIMIT				1.30	6.96
LOWER LIMIT				1.10	6.76
LAB SAMPLE ID	CLIENT SAMPLE ID	DATE ANALYZED	LAB FILE ID		
CCV 240-6431/3 CCVRT		06/28/2011 19:03	P1362803.D	1.20	6.86
MB 240-5996/23-A		06/28/2011 22:03	P1362815.D	1.20	6.86

TCX = Tetrachloro-m-xylene
DCB = DCB Decachlorobiphenyl

TCX RT Limit = ± 0.1 minutes of surrogate RT
DCB RT Limit = ± 0.1 minutes of surrogate RT

Column used to flag values outside QC limits

FORM VIII 8082A

FORM VIII
GC SEMI VOA ANALYTICAL SEQUENCE

Lab Name: TestAmerica North Canton Job No.: 240-1028-1

SDG No.:

Sample No.: CCV 240-6431/3 Date Analyzed: 06/28/2011 19:03

Instrument ID: A2HP13 GC Column: CLP-2 ID: 0.53(mm)

Lab File ID (Standard): P1362803.D Heated Purge: (Y/N) N

Calibration ID: 1403

THE ANALYTICAL SEQUENCE OF BLANKS, SAMPLES, STANDARDS, MS/MSDs AND LCSs IS GIVEN BELOW:

				TCX RT #	DCB RT #
CONTINUING CALIBRATION SURROGATE				1.63	8.14
UPPER LIMIT				1.73	8.24
LOWER LIMIT				1.53	8.04
LAB SAMPLE ID	CLIENT SAMPLE ID	DATE ANALYZED	LAB FILE ID		
CCV 240-6431/3 CCVRT		06/28/2011 19:03	P1362803.D	1.63	8.14
MB 240-5996/23-A		06/28/2011 22:03	P1362815.D	1.63	8.15

TCX = Tetrachloro-m-xylene
DCB = DCB Decachlorobiphenyl

TCX RT Limit = ± 0.1 minutes of surrogate RT
DCB RT Limit = ± 0.1 minutes of surrogate RT

Column used to flag values outside QC limits

FORM VIII 8082A

FORM VIII
GC SEMI VOA ANALYTICAL SEQUENCE

Lab Name: TestAmerica North Canton Job No.: 240-1028-1

SDG No.:

Sample No.: CCV 240-6431/16 Date Analyzed: 06/28/2011 22:17

Instrument ID: A2HP13 GC Column: CLP-1 ID: 0.53(mm)

Lab File ID (Standard): P1362816.D Heated Purge: (Y/N) N

Calibration ID: 1402

THE ANALYTICAL SEQUENCE OF BLANKS, SAMPLES, STANDARDS, MS/MSDs AND LCSs IS GIVEN BELOW:

				TCX RT #	DCB RT #
CONTINUING CALIBRATION SURROGATE				1.20	6.86
UPPER LIMIT				1.30	6.96
LOWER LIMIT				1.10	6.76
LAB SAMPLE ID	CLIENT SAMPLE ID	DATE ANALYZED	LAB FILE ID		
CCV 240-6431/16 CCVRT		06/28/2011 22:17	P1362816.D	1.20	6.86
240-1028-1	DR-TP-A47-10	06/28/2011 22:32	P1362817.D	1.20	6.86
240-1028-2	DR-TP-A45-08	06/28/2011 22:47	P1362818.D	1.20	6.86
240-1028-3	DR-TP-A46-06	06/28/2011 23:02	P1362819.D	1.20	6.86
240-1028-4	DR-TP-A48-04	06/28/2011 23:17	P1362820.D	1.20	6.86
LCS 240-5996/24-A		06/29/2011 00:17	P1362824.D	1.20	6.86

TCX = Tetrachloro-m-xylene
DCB = DCB Decachlorobiphenyl

TCX RT Limit = ± 0.1 minutes of surrogate RT
DCB RT Limit = ± 0.1 minutes of surrogate RT

Column used to flag values outside QC limits

FORM VIII 8082A

FORM VIII
GC SEMI VOA ANALYTICAL SEQUENCE

Lab Name: TestAmerica North Canton Job No.: 240-1028-1

SDG No.:

Sample No.: CCV 240-6431/16 Date Analyzed: 06/28/2011 22:17

Instrument ID: A2HP13 GC Column: CLP-2 ID: 0.53(mm)

Lab File ID (Standard): P1362816.D Heated Purge: (Y/N) N

Calibration ID: 1403

THE ANALYTICAL SEQUENCE OF BLANKS, SAMPLES, STANDARDS, MS/MSDs AND LCSs IS GIVEN BELOW:

				TCX RT #	DCB RT #
CONTINUING CALIBRATION SURROGATE				1.63	8.15
UPPER LIMIT				1.73	8.25
LOWER LIMIT				1.53	8.05
LAB SAMPLE ID	CLIENT SAMPLE ID	DATE ANALYZED	LAB FILE ID		
CCV 240-6431/16		06/28/2011 22:17	P1362816.D	1.63	8.15
CCVRT 240-1028-1	DR-TP-A47-10	06/28/2011 22:32	P1362817.D	1.63	8.14
240-1028-2	DR-TP-A45-08	06/28/2011 22:47	P1362818.D	1.63	8.14
240-1028-3	DR-TP-A46-06	06/28/2011 23:02	P1362819.D	1.63	8.14
240-1028-4	DR-TP-A48-04	06/28/2011 23:17	P1362820.D	1.63	8.14
LCS 240-5996/24-A		06/29/2011 00:17	P1362824.D	1.63	8.15

TCX = Tetrachloro-m-xylene
DCB = DCB Decachlorobiphenyl

TCX RT Limit = ± 0.1 minutes of surrogate RT
DCB RT Limit = ± 0.1 minutes of surrogate RT

Column used to flag values outside QC limits

FORM VIII 8082A

FORM VIII
GC SEMI VOA ANALYTICAL SEQUENCE

Lab Name: TestAmerica North Canton Job No.: 240-1028-1

SDG No.:

Sample No.: CCV 240-6431/25 Date Analyzed: 06/29/2011 00:32

Instrument ID: A2HP13 GC Column: CLP-1 ID: 0.53(mm)

Lab File ID (Standard): P1362825.D Heated Purge: (Y/N) N

Calibration ID: 1402

THE ANALYTICAL SEQUENCE OF BLANKS, SAMPLES, STANDARDS, MS/MSDs AND LCSs IS GIVEN BELOW:

				TCX	DCB
				RT #	RT #
CONTINUING CALIBRATION SURROGATE				1.20	6.86
UPPER LIMIT				1.30	6.96
LOWER LIMIT				1.10	6.76
LAB SAMPLE ID	CLIENT SAMPLE ID	DATE ANALYZED	LAB FILE ID		
CCV 240-6431/25		06/29/2011 00:32	P1362825.D	1.20	6.86
CCVRT 240-1030-C-1-P MS		06/29/2011 02:02	P1362831.D	1.20	6.86
240-1030-C-1-Q MSD		06/29/2011 02:17	P1362832.D	1.20	6.84

TCX = Tetrachloro-m-xylene
DCB = DCB Decachlorobiphenyl

TCX RT Limit = ± 0.1 minutes of surrogate RT
DCB RT Limit = ± 0.1 minutes of surrogate RT

Column used to flag values outside QC limits

FORM VIII 8082A

FORM VIII
GC SEMI VOA ANALYTICAL SEQUENCE

Lab Name: TestAmerica North Canton Job No.: 240-1028-1

SDG No.:

Sample No.: CCV 240-6431/25 Date Analyzed: 06/29/2011 00:32

Instrument ID: A2HP13 GC Column: CLP-2 ID: 0.53(mm)

Lab File ID (Standard): P1362825.D Heated Purge: (Y/N) N

Calibration ID: 1403

THE ANALYTICAL SEQUENCE OF BLANKS, SAMPLES, STANDARDS, MS/MSDs AND LCSs IS GIVEN BELOW:

				TCX	DCB
				RT #	RT #
CONTINUING CALIBRATION SURROGATE				1.63	8.14
UPPER LIMIT				1.73	8.24
LOWER LIMIT				1.53	8.04
LAB SAMPLE ID	CLIENT SAMPLE ID	DATE ANALYZED	LAB FILE ID		
CCV 240-6431/25 CCVRT		06/29/2011 00:32	P1362825.D	1.63	8.14
240-1030-C-1-P MS		06/29/2011 02:02	P1362831.D	1.63	8.14
240-1030-C-1-Q MSD		06/29/2011 02:17	P1362832.D	1.63	8.15

TCX = Tetrachloro-m-xylene
DCB = DCB Decachlorobiphenyl

TCX RT Limit = ± 0.1 minutes of surrogate RT
DCB RT Limit = ± 0.1 minutes of surrogate RT

Column used to flag values outside QC limits

FORM VIII 8082A

FORM X
IDENTIFICATION SUMMARY

Lab Name: TestAmerica North Canton Job No.: 240-1028-1

SDG No.:

Client Sample ID: Lab Sample ID: 240-1030-C-1-P MS

Instrument ID (1): A2HP13 Instrument ID (2): A2HP13

Date Analyzed (1): 06/29/2011 02:02 Date Analyzed (2): 06/29/2011 02:02

GC Column (1): CLP-2 ID: 0.53(mm) GC Column (2): CLP-1 ID: 0.53(mm)

ANALYTE	COL	PEAK	RT	RT WINDOW FROM	RT WINDOW TO	CONCENTRATION PEAK	CONCENTRATION MEAN	RPD
Aroclor-1016	1	1	2.11	2.06	2.16	381	358	16.1
		2	2.53	2.48	2.58	379		
		3	3.01	2.96	3.06	386		
		4	3.16	3.11	3.21	290		
		5	3.27	3.22	3.32	356		
	2	2	1.78	1.73	1.83	473	421	
		3	2.19	2.14	2.24	367		
		4	2.32	2.27	2.37	371		
		5	2.38	2.33	2.43	481		
Aroclor-1260	1	1	5.08	5.03	5.13	351	341	10.5
		2	5.34	5.28	5.38	405		
		3	5.83	5.78	5.88	291		
		4	6.44	6.39	6.49	304		
		5	6.84	6.79	6.89	354		
	2	1	4.00	3.95	4.05	449	378	
		2	4.31	4.26	4.36	373		
		3	4.60	4.55	4.65	413		
		4	5.35	5.30	5.40	295		
		5	5.64	5.59	5.69	363		

FORM X
IDENTIFICATION SUMMARY

Lab Name: TestAmerica North Canton Job No.: 240-1028-1

SDG No.:

Client Sample ID: Lab Sample ID: 240-1030-C-1-Q MSD

Instrument ID (1): A2HP13 Instrument ID (2): A2HP13

Date Analyzed (1): 06/29/2011 02:17 Date Analyzed (2): 06/29/2011 02:17

GC Column (1): CLP-2 ID: 0.53(mm) GC Column (2): CLP-1 ID: 0.53(mm)

ANALYTE	COL	PEAK	RT	RT WINDOW FROM	RT WINDOW TO	CONCENTRATION PEAK	CONCENTRATION MEAN	RPD
Aroclor-1016	1	1	2.11	2.06	2.16	600	416	6.5
		2	2.54	2.48	2.58	416		
		3	3.01	2.96	3.06	385		
		4	3.16	3.11	3.21	313		
		5	3.27	3.22	3.32	363		
	2	2	1.78	1.73	1.83	528	444	
		3	2.20	2.14	2.24	343		
		4	2.32	2.27	2.37	347		
		5	2.38	2.33	2.43	564		
Aroclor-1260	1	1	5.09	5.03	5.13	320	320	1.3
		2	5.34	5.28	5.38	404		
		3	5.83	5.78	5.88	268		
		4	6.44	6.39	6.49	274		
		5	6.84	6.79	6.89	334		
	2	1	4.00	3.95	4.05	394	324	
		2	4.31	4.26	4.36	297		
		3	4.60	4.55	4.65	348		
		4	5.35	5.30	5.40	250		
		5	5.64	5.59	5.69	330		

FORM X
IDENTIFICATION SUMMARY

Lab Name: TestAmerica North Canton Job No.: 240-1028-1

SDG No.:

Client Sample ID: Lab Sample ID: LCS 240-5996/24-A

Instrument ID (1): A2HP13 Instrument ID (2): A2HP13

Date Analyzed (1): 06/29/2011 00:17 Date Analyzed (2): 06/29/2011 00:17

GC Column (1): CLP-2 ID: 0.53(mm) GC Column (2): CLP-1 ID: 0.53(mm)

ANALYTE	COL	PEAK	RT	RT WINDOW FROM	RT WINDOW TO	CONCENTRATION PEAK	CONCENTRATION MEAN	RPD
Aroclor-1016	1	1	2.11	2.06	2.16	280	308	1.6
		2	2.53	2.48	2.58	328		
		3	3.01	2.96	3.06	343		
		4	3.16	3.11	3.21	257		
		5	3.27	3.22	3.32	333		
	2	1	1.48	1.43	1.53	249	313	
		2	1.78	1.73	1.83	308		
		3	2.20	2.15	2.25	327		
		4	2.32	2.27	2.37	317		
		5	2.38	2.33	2.43	363		
Aroclor-1260	1	1	5.08	5.04	5.14	340	317	8.9
		2	5.33	5.28	5.38	316		
		3	5.83	5.78	5.88	291		
		4	6.45	6.40	6.50	303		
		5	6.84	6.79	6.89	333		
	2	1	4.00	3.95	4.05	337	347	
		2	4.31	4.26	4.36	350		
		3	4.60	4.55	4.65	390		
		4	5.35	5.30	5.40	328		
		5	5.64	5.59	5.69	323		

FORM VI
GC SEMI VOA INITIAL CALIBRATION DATA
EXTERNAL STANDARD RETENTION TIME SUMMARY

Lab Name: TestAmerica North Canton Job No.: 240-1028-1 Analy Batch No.: 4360

SDG No.:

Instrument ID: A2HP13 GC Column: CLP-1 ID: 0.53(mm) Heated Purge: (Y/N) N

Calibration Start Date: 06/10/2011 13:30 Calibration End Date: 06/10/2011 14:45 Calibration ID: 1378

Calibration Files:

LEVEL:	LAB SAMPLE ID:	LAB FILE ID:
Level 1	STD005 240-4360/1	P1361001.D
Level 2	STD01 240-4360/2	P1361002.D
Level 3	STD02 240-4360/3	P1361003.D
Level 4	STD05 240-4360/4	P1361004.D
Level 5	STD1 240-4360/5	P1361005.D
Level 6	STD2 240-4360/6	P1361006.D

ANALYTE	LVL 1	LVL 2	LVL 3	LVL 4	LVL 5	LVL 6	RT WINDOW	AVG RT
PCB-1232 Peak 1	1.483	1.477	1.479	1.478	1.478	1.477	1.433 - 1.533	1.479
PCB-1232 Peak 2	1.782	1.776	1.777	1.776	1.777	1.775	1.732 - 1.832	1.777
PCB-1232 Peak 3	2.197	2.191	2.193	2.192	2.192	2.191	2.147 - 2.247	2.193
PCB-1232 Peak 4	2.326	2.319	2.320	2.318	2.319	2.319	2.276 - 2.376	2.320
PCB-1232 Peak 5	2.731	2.723	2.725	2.724	2.724	2.722	2.681 - 2.781	2.725

FORM VI
GC SEMI VOA INITIAL CALIBRATION DATA
EXTERNAL STANDARD CURVE EVALUTION

Lab Name: TestAmerica North Canton Job No.: 240-1028-1 Analy Batch No.: 4360

SDG No.:

Instrument ID: A2HP13 GC Column: CLP-1 ID: 0.53(mm) Heated Purge: (Y/N) N

Calibration Start Date: 06/10/2011 13:30 Calibration End Date: 06/10/2011 14:45 Calibration ID: 1378

Calibration Files:

LEVEL:	LAB SAMPLE ID:	LAB FILE ID:
Level 1	STD005 240-4360/1	P1361001.D
Level 2	STD01 240-4360/2	P1361002.D
Level 3	STD02 240-4360/3	P1361003.D
Level 4	STD05 240-4360/4	P1361004.D
Level 5	STD1 240-4360/5	P1361005.D
Level 6	STD2 240-4360/6	P1361006.D

ANALYTE	CF				CURVE TYPE	COEFFICIENT			#	MIN CF	%RSD	#	MAX %RSD	R^2 OR COD	#	MIN R^2 OR COD
	LVL 1 LVL 5	LVL 2 LVL 6	LVL 3	LVL 4		B	M1	M2								
PCB-1232 Peak 1	130530400 102935624	125155130 95800317	124566415	105660330	Ave		114108036				13.0		20.0			
PCB-1232 Peak 2	89216060 79191743	89873270 76007786	88402670	79307186	Ave		83666452.4				7.4		20.0			
PCB-1232 Peak 3	184961040 168189527	181968170 165838422	176977545	161558434	Ave		173248856				5.4		20.0			
PCB-1232 Peak 4	71855800 69954951	76178010 70044944	72098120	67616186	Ave		71291335.1				4.1		20.0			
PCB-1232 Peak 5	58939620 62246951	66774290 63246319	62920920	59958480	Ave		62347763.3				4.4		20.0			

Note: The m1 coefficient is the same as Ave CF for an Ave curve type.

FORM VI
GC SEMI VOA INITIAL CALIBRATION DATA
EXTERNAL STANDARD RETENTION TIME SUMMARY

Lab Name: TestAmerica North Canton Job No.: 240-1028-1 Analy Batch No.: 4360

SDG No.:

Instrument ID: A2HP13 GC Column: CLP-2 ID: 0.53(mm) Heated Purge: (Y/N) N

Calibration Start Date: 06/10/2011 13:30 Calibration End Date: 06/10/2011 14:45 Calibration ID: 1379

Calibration Files:

LEVEL:	LAB SAMPLE ID:	LAB FILE ID:
Level 1	STD005 240-4360/1	P1361001.D
Level 2	STD01 240-4360/2	P1361002.D
Level 3	STD02 240-4360/3	P1361003.D
Level 4	STD05 240-4360/4	P1361004.D
Level 5	STD1 240-4360/5	P1361005.D
Level 6	STD2 240-4360/6	P1361006.D

ANALYTE	LVL 1	LVL 2	LVL 3	LVL 4	LVL 5	LVL 6	RT WINDOW	AVG RT
PCB-1232 Peak 1	2.112	2.111	2.112	2.112	2.111	2.111	2.062 - 2.162	2.112
PCB-1232 Peak 2	2.532	2.530	2.532	2.531	2.531	2.531	2.482 - 2.582	2.531
PCB-1232 Peak 3	3.012	3.010	3.010	3.010	3.010	3.011	2.962 - 3.062	3.011
PCB-1232 Peak 4	3.156	3.155	3.155	3.155	3.155	3.155	3.106 - 3.206	3.155
PCB-1232 Peak 5	3.670	3.669	3.670	3.670	3.669	3.670	3.620 - 3.720	3.670

FORM VI
GC SEMI VOA INITIAL CALIBRATION DATA
EXTERNAL STANDARD CURVE EVALUTION

Lab Name: TestAmerica North Canton Job No.: 240-1028-1 Analy Batch No.: 4360

SDG No.:

Instrument ID: A2HP13 GC Column: CLP-2 ID: 0.53(mm) Heated Purge: (Y/N) N

Calibration Start Date: 06/10/2011 13:30 Calibration End Date: 06/10/2011 14:45 Calibration ID: 1379

Calibration Files:

LEVEL:	LAB SAMPLE ID:	LAB FILE ID:
Level 1	STD005 240-4360/1	P1361001.D
Level 2	STD01 240-4360/2	P1361002.D
Level 3	STD02 240-4360/3	P1361003.D
Level 4	STD05 240-4360/4	P1361004.D
Level 5	STD1 240-4360/5	P1361005.D
Level 6	STD2 240-4360/6	P1361006.D

ANALYTE	CF				CURVE TYPE	COEFFICIENT			#	MIN CF	%RSD	#	MAX %RSD	R^2 OR COD	#	MIN R^2 OR COD
	LVL 1 LVL 5	LVL 2 LVL 6	LVL 3	LVL 4		B	M1	M2								
PCB-1232 Peak 1	60010160 52341222	59642560 50192963	58729935	51178470	Ave		55349218.3				8.3		20.0			
PCB-1232 Peak 2	51461400 40396905	45249000 39357782	43863495	37666648	Ave		42999204.9				12.0		20.0			
PCB-1232 Peak 3	87659380 85473984	89430720 85755075	87643815	78217046	Ave		85696669.9				4.6		20.0			
PCB-1232 Peak 4	38432440 35723951	38270640 36323811	36519385	32050640	Ave		36220144.4				6.4		20.0			
PCB-1232 Peak 5	35476460 25779734	30643890 26034165	28214140	24874128	Ave		28503752.8				14.0		20.0			

Note: The m1 coefficient is the same as Ave CF for an Ave curve type.

FORM VI
GC SEMI VOA INITIAL CALIBRATION DATA
EXTERNAL STANDARD RETENTION TIME SUMMARY

Lab Name: TestAmerica North Canton Job No.: 240-1028-1 Analy Batch No.: 4360

SDG No.:

Instrument ID: A2HP13 GC Column: CLP-1 ID: 0.53(mm) Heated Purge: (Y/N) N

Calibration Start Date: 06/10/2011 15:00 Calibration End Date: 06/10/2011 16:14 Calibration ID: 1384

Calibration Files:

LEVEL:	LAB SAMPLE ID:	LAB FILE ID:
Level 1	STD005 240-4360/7	P1361007.D
Level 2	STD01 240-4360/8	P1361008.D
Level 3	STD02 240-4360/9	P1361009.D
Level 4	STD05 240-4360/10	P1361010.D
Level 5	STD1 240-4360/11	P1361011.D
Level 6	STD2 240-4360/12	P1361012.D

ANALYTE	LVL 1	LVL 2	LVL 3	LVL 4	LVL 5	LVL 6	RT WINDOW	AVG RT
PCB-1242 Peak 1	1.478	1.478	1.478	1.479	1.479	1.479	1.428 - 1.528	1.479
PCB-1242 Peak 2	1.777	1.776	1.777	1.778	1.777	1.778	1.727 - 1.827	1.777
PCB-1242 Peak 3	2.191	2.191	2.192	2.192	2.192	2.192	2.141 - 2.241	2.192
PCB-1242 Peak 4	2.320	2.320	2.320	2.320	2.320	2.320	2.270 - 2.370	2.320
PCB-1242 Peak 5	2.724	2.723	2.725	2.725	2.725	2.724	2.674 - 2.774	2.724

FORM VI
GC SEMI VOA INITIAL CALIBRATION DATA
EXTERNAL STANDARD CURVE EVALUTION

Lab Name: TestAmerica North Canton Job No.: 240-1028-1 Analy Batch No.: 4360

SDG No.:

Instrument ID: A2HP13 GC Column: CLP-1 ID: 0.53(mm) Heated Purge: (Y/N) N

Calibration Start Date: 06/10/2011 15:00 Calibration End Date: 06/10/2011 16:14 Calibration ID: 1384

Calibration Files:

LEVEL:	LAB SAMPLE ID:	LAB FILE ID:
Level 1	STD005 240-4360/7	P1361007.D
Level 2	STD01 240-4360/8	P1361008.D
Level 3	STD02 240-4360/9	P1361009.D
Level 4	STD05 240-4360/10	P1361010.D
Level 5	STD1 240-4360/11	P1361011.D
Level 6	STD2 240-4360/12	P1361012.D

ANALYTE	CF				CURVE TYPE	COEFFICIENT			#	MIN CF	%RSD	#	MAX %RSD	R^2 OR COD	#	MIN R^2 OR COD
	LVL 1 LVL 5	LVL 2 LVL 6	LVL 3	LVL 4		B	M1	M2								
PCB-1242 Peak 1	114444540 78963868	85696440 71113201	84353190	84195926	Ave		86461194.1				17.0		20.0			
PCB-1242 Peak 2	189823780 141058849	156775020 126090234	153470520	153539002	Ave		153459568				14.0		20.0			
PCB-1242 Peak 3	349859220 320767166	337991760 298002157	334191985	331236226	Ave		328674752				5.4		20.0			
PCB-1242 Peak 4	152536360 136891400	140596040 127380120	139578015	140435232	Ave		139569528				5.8		20.0			
PCB-1242 Peak 5	149720440 136714013	138477970 128844209	137168835	138827210	Ave		138292113				4.8		20.0			

Note: The m1 coefficient is the same as Ave CF for an Ave curve type.

FORM VI
GC SEMI VOA INITIAL CALIBRATION DATA
EXTERNAL STANDARD RETENTION TIME SUMMARY

Lab Name: TestAmerica North Canton Job No.: 240-1028-1 Analy Batch No.: 4360

SDG No.:

Instrument ID: A2HP13 GC Column: CLP-2 ID: 0.53(mm) Heated Purge: (Y/N) N

Calibration Start Date: 06/10/2011 15:00 Calibration End Date: 06/10/2011 16:14 Calibration ID: 1385

Calibration Files:

LEVEL:	LAB SAMPLE ID:	LAB FILE ID:
Level 1	STD005 240-4360/7	P1361007.D
Level 2	STD01 240-4360/8	P1361008.D
Level 3	STD02 240-4360/9	P1361009.D
Level 4	STD05 240-4360/10	P1361010.D
Level 5	STD1 240-4360/11	P1361011.D
Level 6	STD2 240-4360/12	P1361012.D

ANALYTE	LVL 1	LVL 2	LVL 3	LVL 4	LVL 5	LVL 6	RT WINDOW	AVG RT
PCB-1242 Peak 1	2.113	2.111	2.112	2.113	2.112	2.112	2.063 - 2.163	2.112
PCB-1242 Peak 2	2.532	2.531	2.532	2.533	2.532	2.532	2.482 - 2.582	2.532
PCB-1242 Peak 3	3.011	3.011	3.011	3.011	3.011	3.011	2.961 - 3.061	3.011
PCB-1242 Peak 4	3.156	3.156	3.156	3.156	3.156	3.155	3.106 - 3.206	3.156
PCB-1242 Peak 5	3.670	3.670	3.670	3.671	3.671	3.670	3.620 - 3.720	3.670

FORM VI
GC SEMI VOA INITIAL CALIBRATION DATA
EXTERNAL STANDARD CURVE EVALUTION

Lab Name: TestAmerica North Canton Job No.: 240-1028-1 Analy Batch No.: 4360

SDG No.:

Instrument ID: A2HP13 GC Column: CLP-2 ID: 0.53(mm) Heated Purge: (Y/N) N

Calibration Start Date: 06/10/2011 15:00 Calibration End Date: 06/10/2011 16:14 Calibration ID: 1385

Calibration Files:

LEVEL:	LAB SAMPLE ID:	LAB FILE ID:
Level 1	STD005 240-4360/7	P1361007.D
Level 2	STD01 240-4360/8	P1361008.D
Level 3	STD02 240-4360/9	P1361009.D
Level 4	STD05 240-4360/10	P1361010.D
Level 5	STD1 240-4360/11	P1361011.D
Level 6	STD2 240-4360/12	P1361012.D

ANALYTE	CF				CURVE TYPE	COEFFICIENT			#	MIN CF	%RSD	#	MAX %RSD	R^2 OR COD	#	MIN R^2 OR COD
	LVL 1	LVL 2	LVL 3	LVL 4		B	M1	M2								
	LVL 5	LVL 6														
PCB-1242 Peak 1	45067160	43617790	40783490	39566716	Ave		40613297.9				8.2		20.0			
	38697251	35947381														
PCB-1242 Peak 2	88928360	81939560	83282220	79371772	Ave		79986233.9				8.0		20.0			
	76263276	70132216														
PCB-1242 Peak 3	169928940	168687640	170256835	167343236	Ave		166076137				3.4		20.0			
	164774522	155465648														
PCB-1242 Peak 4	73154700	69949820	72814990	70565870	Ave		70366183.1				3.7		20.0			
	69736790	65974929														
PCB-1242 Peak 5	64598180	61679400	58710170	56415794	Ave		58407479.4				7.1		20.0			
	55911118	53130215														

Note: The m1 coefficient is the same as Ave CF for an Ave curve type.

FORM VI
GC SEMI VOA INITIAL CALIBRATION DATA
EXTERNAL STANDARD RETENTION TIME SUMMARY

Lab Name: TestAmerica North Canton Job No.: 240-1028-1 Analy Batch No.: 4360

SDG No.:

Instrument ID: A2HP13 GC Column: CLP-1 ID: 0.53(mm) Heated Purge: (Y/N) N

Calibration Start Date: 06/10/2011 16:30 Calibration End Date: 06/10/2011 17:45 Calibration ID: 1390

Calibration Files:

LEVEL:	LAB SAMPLE ID:	LAB FILE ID:
Level 1	STD005 240-4360/13	P1361013.D
Level 2	STD01 240-4360/14	P1361014.D
Level 3	STD02 240-4360/15	P1361015.D
Level 4	STD05 240-4360/16	P1361016.D
Level 5	STD1 240-4360/17	P1361017.D
Level 6	STD2 240-4360/18	P1361018.D

ANALYTE	LVL 1	LVL 2	LVL 3	LVL 4	LVL 5	LVL 6	RT WINDOW	AVG RT
PCB-1248 Peak 1	1.778	1.776	1.777	1.776	1.774	1.776	1.728 - 1.828	1.776
PCB-1248 Peak 2	2.190	2.189	2.189	2.190	2.188	2.190	2.140 - 2.240	2.189
PCB-1248 Peak 3	2.725	2.723	2.724	2.724	2.722	2.724	2.675 - 2.775	2.724
PCB-1248 Peak 4	3.165	3.163	3.163	3.164	3.162	3.166	3.115 - 3.215	3.164
PCB-1248 Peak 5	3.798	3.796	3.796	3.796	3.795	3.797	3.748 - 3.848	3.796

FORM VI
GC SEMI VOA INITIAL CALIBRATION DATA
EXTERNAL STANDARD CURVE EVALUTION

Lab Name: TestAmerica North Canton Job No.: 240-1028-1 Analy Batch No.: 4360

SDG No.:

Instrument ID: A2HP13 GC Column: CLP-1 ID: 0.53(mm) Heated Purge: (Y/N) N

Calibration Start Date: 06/10/2011 16:30 Calibration End Date: 06/10/2011 17:45 Calibration ID: 1390

Calibration Files:

LEVEL:	LAB SAMPLE ID:	LAB FILE ID:
Level 1	STD005 240-4360/13	P1361013.D
Level 2	STD01 240-4360/14	P1361014.D
Level 3	STD02 240-4360/15	P1361015.D
Level 4	STD05 240-4360/16	P1361016.D
Level 5	STD1 240-4360/17	P1361017.D
Level 6	STD2 240-4360/18	P1361018.D

ANALYTE	CF				CURVE TYPE	COEFFICIENT		#	MIN CF	%RSD	#	MAX %RSD	R^2 OR COD	#	MIN R^2 OR COD
	LVL 1	LVL 2	LVL 3	LVL 4		B M1	M2								
	LVL 5	LVL 6													
PCB-1248 Peak 1	74083340	72573680	76335695	70548914	Ave	70689805.3				6.8		20.0			
	67651309	62945894													
PCB-1248 Peak 2	206280300	205373470	202462785	212284064	Ave	203865519				3.5		20.0			
	205785870	191006625													
PCB-1248 Peak 3	224064760	220581640	217109905	224435874	Ave	216648856				4.5		20.0			
	215596729	198104225													
PCB-1248 Peak 4	397164980	391369440	384099410	403004546	Ave	386756146				4.3		20.0			
	389162441	355736060													
PCB-1248 Peak 5	96993660	95334220	94683860	107591316	Ave	100453562				5.6		20.0			
	106056877	102061440													

Note: The m1 coefficient is the same as Ave CF for an Ave curve type.

FORM VI
GC SEMI VOA INITIAL CALIBRATION DATA
EXTERNAL STANDARD RETENTION TIME SUMMARY

Lab Name: TestAmerica North Canton Job No.: 240-1028-1 Analy Batch No.: 4360

SDG No.:

Instrument ID: A2HP13 GC Column: CLP-2 ID: 0.53(mm) Heated Purge: (Y/N) N

Calibration Start Date: 06/10/2011 16:30 Calibration End Date: 06/10/2011 17:45 Calibration ID: 1391

Calibration Files:

LEVEL:	LAB SAMPLE ID:	LAB FILE ID:
Level 1	STD005 240-4360/13	P1361013.D
Level 2	STD01 240-4360/14	P1361014.D
Level 3	STD02 240-4360/15	P1361015.D
Level 4	STD05 240-4360/16	P1361016.D
Level 5	STD1 240-4360/17	P1361017.D
Level 6	STD2 240-4360/18	P1361018.D

ANALYTE	LVL 1	LVL 2	LVL 3	LVL 4	LVL 5	LVL 6	RT WINDOW	AVG RT
PCB-1248 Peak 1	2.530	2.530	2.529	2.530	2.529	2.529	2.480 - 2.580	2.530
PCB-1248 Peak 2	3.009	3.008	3.008	3.010	3.008	3.009	2.959 - 3.059	3.009
PCB-1248 Peak 3	3.803	3.803	3.803	3.803	3.802	3.803	3.753 - 3.853	3.803
PCB-1248 Peak 4	4.141	4.140	4.140	4.141	4.140	4.140	4.091 - 4.191	4.140
PCB-1248 Peak 5	4.860	4.859	4.859	4.860	4.860	4.859	4.810 - 4.910	4.860

FORM VI
GC SEMI VOA INITIAL CALIBRATION DATA
EXTERNAL STANDARD CURVE EVALUTION

Lab Name: TestAmerica North Canton Job No.: 240-1028-1 Analy Batch No.: 4360

SDG No.:

Instrument ID: A2HP13 GC Column: CLP-2 ID: 0.53(mm) Heated Purge: (Y/N) N

Calibration Start Date: 06/10/2011 16:30 Calibration End Date: 06/10/2011 17:45 Calibration ID: 1391

Calibration Files:

LEVEL:	LAB SAMPLE ID:	LAB FILE ID:
Level 1	STD005 240-4360/13	P1361013.D
Level 2	STD01 240-4360/14	P1361014.D
Level 3	STD02 240-4360/15	P1361015.D
Level 4	STD05 240-4360/16	P1361016.D
Level 5	STD1 240-4360/17	P1361017.D
Level 6	STD2 240-4360/18	P1361018.D

ANALYTE	CF				CURVE TYPE	COEFFICIENT		#	MIN CF	%RSD	#	MAX %RSD	R^2 OR COD	#	MIN R^2 OR COD
	LVL 1	LVL 2	LVL 3	LVL 4		B	M1	M2							
	LVL 5	LVL 6													
PCB-1248 Peak 1	41458040	40093560	36858400	36978446	Ave		37660315.1			7.0		20.0			
	36320843	34252602													
PCB-1248 Peak 2	109181740	105632080	99493375	107941358	Ave		104742110			4.0		20.0			
	106430715	99773393													
PCB-1248 Peak 3	107147120	105121380	99781640	104807424	Ave		102656329			3.8		20.0			
	102567717	96512695													
PCB-1248 Peak 4	119005800	116250050	110763185	118265090	Ave		114935397			3.6		20.0			
	116423399	108904856													
PCB-1248 Peak 5	61030820	60056070	59704930	62680708	Ave		60559485.8			2.6		20.0			
	61672718	58211669													

Note: The m1 coefficient is the same as Ave CF for an Ave curve type.

FORM VI
GC SEMI VOA INITIAL CALIBRATION DATA
EXTERNAL STANDARD RETENTION TIME SUMMARY

Lab Name: TestAmerica North Canton Job No.: 240-1028-1 Analy Batch No.: 4360

SDG No.:

Instrument ID: A2HP13 GC Column: CLP-1 ID: 0.53(mm) Heated Purge: (Y/N) N

Calibration Start Date: 06/10/2011 18:00 Calibration End Date: 06/10/2011 19:16 Calibration ID: 1396

Calibration Files:

LEVEL:	LAB SAMPLE ID:	LAB FILE ID:
Level 1	STD005 240-4360/19	P1361019.D
Level 2	STD01 240-4360/20	P1361020.D
Level 3	STD02 240-4360/21	P1361021.D
Level 4	STD05 240-4360/22	P1361022.D
Level 5	STD1 240-4360/23	P1361023.D
Level 6	STD2 240-4360/24	P1361024.D

ANALYTE	LVL 1	LVL 2	LVL 3	LVL 4	LVL 5	LVL 6	RT WINDOW	AVG RT
PCB-1221 Peak 1	1.334	1.333	1.331	1.333	1.333	1.333	1.284 - 1.384	1.333
PCB-1221 Peak 2	1.449	1.447	1.446	1.447	1.446	1.447	1.399 - 1.499	1.447
PCB-1221 Peak 3	1.478	1.477	1.476	1.477	1.477	1.478	1.428 - 1.528	1.477
PCB-1254 Peak 1	3.110	3.110	3.108	3.110	3.108	3.109	3.060 - 3.160	3.109
PCB-1254 Peak 2	3.388	3.389	3.387	3.388	3.388	3.388	3.338 - 3.438	3.388
PCB-1254 Peak 3	3.796	3.796	3.796	3.796	3.794	3.796	3.746 - 3.846	3.796
PCB-1254 Peak 4	4.097	4.097	4.096	4.096	4.095	4.096	4.047 - 4.147	4.096
PCB-1254 Peak 5	4.598	4.600	4.598	4.598	4.598	4.598	4.548 - 4.648	4.598

FORM VI
GC SEMI VOA INITIAL CALIBRATION DATA
EXTERNAL STANDARD CURVE EVALUTION

Lab Name: TestAmerica North Canton Job No.: 240-1028-1 Analy Batch No.: 4360

SDG No.:

Instrument ID: A2HP13 GC Column: CLP-1 ID: 0.53(mm) Heated Purge: (Y/N) N

Calibration Start Date: 06/10/2011 18:00 Calibration End Date: 06/10/2011 19:16 Calibration ID: 1396

Calibration Files:

LEVEL:	LAB SAMPLE ID:	LAB FILE ID:
Level 1	STD005 240-4360/19	P1361019.D
Level 2	STD01 240-4360/20	P1361020.D
Level 3	STD02 240-4360/21	P1361021.D
Level 4	STD05 240-4360/22	P1361022.D
Level 5	STD1 240-4360/23	P1361023.D
Level 6	STD2 240-4360/24	P1361024.D

ANALYTE	CF				CURVE TYPE	COEFFICIENT			#	MIN CF	%RSD	#	MAX %RSD	R^2 OR COD	#	MIN R^2 OR COD
	LVL 1	LVL 2	LVL 3	LVL 4		B	M1	M2								
	LVL 5	LVL 6														
PCB-1221 Peak 1	80234660	62342610	57773200	55609580	Ave		59529669.4				19.0		20.0			
	53350402	47867565														
PCB-1221 Peak 2	37863460	31521830	31766450	25836792	Ave		29640104.8				17.0		20.0			
	27032946	23819151														
PCB-1221 Peak 3	172730180	153188360	145064580	143144462	Ave		142251820				15.0		20.0			
	127613372	111769964														
PCB-1254 Peak 1	189966920	200001670	178951850	179622630	Ave		173925973				15.0		20.0			
	169422607	125590158														
PCB-1254 Peak 2	335205840	348235420	347506020	351055208	Ave		331158994				9.0		20.0			
	332905160	272046317														
PCB-1254 Peak 3	320556840	333203150	346103085	347405664	Ave		327714954				9.5		20.0			
	350498474	268522509														
PCB-1254 Peak 4	283191720	309464030	322244580	326880272	Ave		302108952				8.9		20.0			
	313955307	256917802														
PCB-1254 Peak 5	341466100	369925260	385419735	386607746	Ave		361415827				7.9		20.0			
	371366636	313709486														

Note: The m1 coefficient is the same as Ave CF for an Ave curve type.

FORM VI
GC SEMI VOA INITIAL CALIBRATION DATA
EXTERNAL STANDARD RETENTION TIME SUMMARY

Lab Name: TestAmerica North Canton Job No.: 240-1028-1 Analy Batch No.: 4360

SDG No.:

Instrument ID: A2HP13 GC Column: CLP-2 ID: 0.53(mm) Heated Purge: (Y/N) N

Calibration Start Date: 06/10/2011 18:00 Calibration End Date: 06/10/2011 19:16 Calibration ID: 1397

Calibration Files:

LEVEL:	LAB SAMPLE ID:	LAB FILE ID:
Level 1	STD005 240-4360/19	P1361019.D
Level 2	STD01 240-4360/20	P1361020.D
Level 3	STD02 240-4360/21	P1361021.D
Level 4	STD05 240-4360/22	P1361022.D
Level 5	STD1 240-4360/23	P1361023.D
Level 6	STD2 240-4360/24	P1361024.D

ANALYTE	LVL 1	LVL 2	LVL 3	LVL 4	LVL 5	LVL 6	RT WINDOW	AVG RT
PCB-1221 Peak 1	1.915	1.914	1.913	1.915	1.913	1.913	1.865 - 1.965	1.914
PCB-1221 Peak 2	2.053	2.052	2.051	2.052	2.051	2.051	2.003 - 2.103	2.052
PCB-1221 Peak 3	2.113	2.111	2.110	2.111	2.110	2.111	2.063 - 2.163	2.111
PCB-1254 Peak 1	4.363	4.362	4.361	4.361	4.362	4.361	4.313 - 4.413	4.362
PCB-1254 Peak 2	4.859	4.859	4.859	4.858	4.859	4.859	4.809 - 4.909	4.859
PCB-1254 Peak 3	5.122	5.122	5.121	5.121	5.121	5.122	5.072 - 5.172	5.122
PCB-1254 Peak 4	5.499	5.498	5.498	5.499	5.499	5.499	5.449 - 5.549	5.499
PCB-1254 Peak 5	5.714	5.715	5.715	5.716	5.716	5.716	5.664 - 5.764	5.715

FORM VI
GC SEMI VOA INITIAL CALIBRATION DATA
EXTERNAL STANDARD CURVE EVALUTION

Lab Name: TestAmerica North Canton Job No.: 240-1028-1 Analy Batch No.: 4360

SDG No.:

Instrument ID: A2HP13 GC Column: CLP-2 ID: 0.53(mm) Heated Purge: (Y/N) N

Calibration Start Date: 06/10/2011 18:00 Calibration End Date: 06/10/2011 19:16 Calibration ID: 1397

Calibration Files:

LEVEL:	LAB SAMPLE ID:	LAB FILE ID:
Level 1	STD005 240-4360/19	P1361019.D
Level 2	STD01 240-4360/20	P1361020.D
Level 3	STD02 240-4360/21	P1361021.D
Level 4	STD05 240-4360/22	P1361022.D
Level 5	STD1 240-4360/23	P1361023.D
Level 6	STD2 240-4360/24	P1361024.D

ANALYTE	CF				CURVE TYPE	COEFFICIENT			#	MIN CF	%RSD	#	MAX %RSD	R^2 OR COD	#	MIN R^2 OR COD
	LVL 1	LVL 2	LVL 3	LVL 4		B	M1	M2								
	LVL 5	LVL 6														
PCB-1221 Peak 1	30621980	29920730	29238535	28618096	Ave		28364119.8				7.3		20.0			
	26575941	25209437														
PCB-1221 Peak 2	19890760	19199190	18955495	18403410	Ave		17611398.4				14.0		20.0			
	15352514	13867022														
PCB-1221 Peak 3	77271060	73183650	72104465	70820464	Ave		68412815.0				12.0		20.0			
	61324319	55772932														
PCB-1254 Peak 1	128289780	124159430	124237195	124089586	Ave		122217189				4.1		20.0			
	117882588	114644557														
PCB-1254 Peak 2	195645820	195970760	196278125	197002398	Ave		192527682				3.2		20.0			
	188506186	181762803														
PCB-1254 Peak 3	126138320	127407380	127966880	128912826	Ave		126817635				1.3		20.0			
	126174892	124305515														
PCB-1254 Peak 4	142334280	144542380	146951000	148779718	Ave		145747060				1.6		20.0			
	147153827	144721156														
PCB-1254 Peak 5	174439840	182709010	177592185	186757468	Ave		177321955				3.6		20.0			
	173265524	169167704														

Note: The m1 coefficient is the same as Ave CF for an Ave curve type.

FORM VI
GC SEMI VOA INITIAL CALIBRATION DATA
EXTERNAL STANDARD RETENTION TIME SUMMARY

Lab Name: TestAmerica North Canton Job No.: 240-1028-1 Analy Batch No.: 4360

SDG No.:

Instrument ID: A2HP13 GC Column: CLP-1 ID: 0.53(mm) Heated Purge: (Y/N) N

Calibration Start Date: 06/10/2011 19:30 Calibration End Date: 06/10/2011 20:45 Calibration ID: 1402

Calibration Files:

LEVEL:	LAB SAMPLE ID:	LAB FILE ID:
Level 1	STD005 240-4360/25	P1361025.D
Level 2	STD01 240-4360/26	P1361026.D
Level 3	STD02 240-4360/27	P1361027.D
Level 4	STD05 240-4360/28	P1361028.D
Level 5	STD1 240-4360/29	P1361029.D
Level 6	STD2 240-4360/30	P1361030.D

ANALYTE	LVL 1	LVL 2	LVL 3	LVL 4	LVL 5	LVL 6	RT WINDOW	AVG RT
PCB-1016 Peak 1	1.478	1.480	1.478	1.478	1.479	1.478	1.428 - 1.528	1.479
PCB-1016 Peak 2	1.777	1.779	1.776	1.775	1.777	1.777	1.725 - 1.825	1.777
PCB-1016 Peak 3	2.192	2.192	2.191	2.191	2.192	2.192	2.141 - 2.241	2.192
PCB-1016 Peak 4	2.320	2.321	2.319	2.319	2.320	2.320	2.269 - 2.369	2.320
PCB-1016 Peak 5	2.376	2.377	2.376	2.375	2.377	2.377	2.325 - 2.425	2.376
PCB-1260 Peak 1	3.998	4.000	3.999	3.998	3.999	3.998	3.948 - 4.048	3.999
PCB-1260 Peak 2	4.304	4.306	4.305	4.304	4.304	4.303	4.254 - 4.354	4.304
PCB-1260 Peak 3	4.598	4.599	4.598	4.597	4.598	4.598	4.547 - 4.647	4.598
PCB-1260 Peak 4	5.341	5.341	5.341	5.340	5.340	5.339	5.290 - 5.390	5.340
PCB-1260 Peak 5	5.638	5.638	5.638	5.637	5.637	5.637	5.587 - 5.687	5.638
Tetrachloro-m-xylene	1.193	1.195	1.194	1.195	1.195	1.194	1.145 - 1.245	1.194
Decachlorobiphenyl	6.857	6.858	6.857	6.857	6.857	6.857	6.807 - 6.907	6.857

FORM VI
GC SEMI VOA INITIAL CALIBRATION DATA
EXTERNAL STANDARD CURVE EVALUTION

Lab Name: TestAmerica North Canton Job No.: 240-1028-1 Analy Batch No.: 4360

SDG No.:

Instrument ID: A2HP13 GC Column: CLP-1 ID: 0.53(mm) Heated Purge: (Y/N) N

Calibration Start Date: 06/10/2011 19:30 Calibration End Date: 06/10/2011 20:45 Calibration ID: 1402

Calibration Files:

LEVEL:	LAB SAMPLE ID:	LAB FILE ID:
Level 1	STD005 240-4360/25	P1361025.D
Level 2	STD01 240-4360/26	P1361026.D
Level 3	STD02 240-4360/27	P1361027.D
Level 4	STD05 240-4360/28	P1361028.D
Level 5	STD1 240-4360/29	P1361029.D
Level 6	STD2 240-4360/30	P1361030.D

ANALYTE	CF				CURVE TYPE	COEFFICIENT			#	MIN CF	%RSD	#	MAX %RSD	R^2 OR COD	#	MIN R^2 OR COD
	LVL 1	LVL 2	LVL 3	LVL 4		B	M1	M2								
	LVL 5	LVL 6														
PCB-1016 Peak 1	123865700	143125620	105190645	98128022	Ave		113350337				15.0		20.0			
	109003675	100788360														
PCB-1016 Peak 2	203037680	207103590	184231645	174964920	Ave		181448143				12.0		20.0			
	166841704	152509321														
PCB-1016 Peak 3	412721820	416895930	406321625	394149700	Ave		395538572				5.3		20.0			
	382063780	361078574														
PCB-1016 Peak 4	176680100	179466070	169997380	167788626	Ave		168953212				5.1		20.0			
	163974588	155812510														
PCB-1016 Peak 5	110990360	116880940	109901730	110894724	Ave		111394350				2.6		20.0			
	111219546	108478801														
PCB-1260 Peak 1	247565860	254582430	241516135	244687554	Ave		244111963				2.7		20.0			
	241476724	234843074														
PCB-1260 Peak 2	543237360	545553950	534557260	526537158	Ave		527110717				3.4		20.0			
	514522341	498256235														
PCB-1260 Peak 3	468491380	472777320	470243350	467123934	Ave		466356170				1.3		20.0			
	463573470	455927567														
PCB-1260 Peak 4	808900780	817771090	826860880	798828018	Ave		806305909				1.8		20.0			
	799995243	785479441														
PCB-1260 Peak 5	327204280	327392490	334765085	319290038	Ave		327827711				1.6		20.0			
	327637302	330677068														
Tetrachloro-m-xylene	6962918000	6640790800	6059870700	5586536080	Ave		5961253188				12.0		20.0			
	5507406000	5009997550														
Decachlorobiphenyl	5685028400	5402986800	5633498800	5000657320	Ave		5392536235				4.6		20.0			
	5283917780	5349128310														

Note: The m1 coefficient is the same as Ave CF for an Ave curve type.

FORM VI
GC SEMI VOA INITIAL CALIBRATION DATA
EXTERNAL STANDARD RETENTION TIME SUMMARY

Lab Name: TestAmerica North Canton Job No.: 240-1028-1 Analy Batch No.: 4360

SDG No.:

Instrument ID: A2HP13 GC Column: CLP-2 ID: 0.53(mm) Heated Purge: (Y/N) N

Calibration Start Date: 06/10/2011 19:30 Calibration End Date: 06/10/2011 20:45 Calibration ID: 1403

Calibration Files:

LEVEL:	LAB SAMPLE ID:	LAB FILE ID:
Level 1	STD005 240-4360/25	P1361025.D
Level 2	STD01 240-4360/26	P1361026.D
Level 3	STD02 240-4360/27	P1361027.D
Level 4	STD05 240-4360/28	P1361028.D
Level 5	STD1 240-4360/29	P1361029.D
Level 6	STD2 240-4360/30	P1361030.D

ANALYTE	LVL 1	LVL 2	LVL 3	LVL 4	LVL 5	LVL 6	RT WINDOW	AVG RT
PCB-1016 Peak 1	2.112	2.113	2.111	2.111	2.112	2.111	2.061 - 2.161	2.112
PCB-1016 Peak 2	2.532	2.533	2.530	2.531	2.532	2.532	2.481 - 2.581	2.532
PCB-1016 Peak 3	3.010	3.011	3.009	3.010	3.011	3.010	2.960 - 3.060	3.010
PCB-1016 Peak 4	3.155	3.156	3.154	3.155	3.156	3.155	3.105 - 3.205	3.155
PCB-1016 Peak 5	3.264	3.265	3.262	3.264	3.263	3.263	3.214 - 3.314	3.264
PCB-1260 Peak 1	5.081	5.082	5.081	5.081	5.082	5.081	5.031 - 5.131	5.081
PCB-1260 Peak 2	5.330	5.331	5.329	5.330	5.330	5.329	5.280 - 5.380	5.330
PCB-1260 Peak 3	5.825	5.826	5.825	5.825	5.826	5.825	5.775 - 5.875	5.825
PCB-1260 Peak 4	6.442	6.442	6.441	6.441	6.442	6.441	6.391 - 6.491	6.442
PCB-1260 Peak 5	6.839	6.840	6.840	6.840	6.839	6.839	6.790 - 6.890	6.840
Tetrachloro-m-xylene	1.624	1.626	1.624	1.625	1.626	1.625	1.575 - 1.675	1.625
Decachlorobiphenyl	8.142	8.141	8.141	8.141	8.142	8.141	8.091 - 8.191	8.141

FORM VI
GC SEMI VOA INITIAL CALIBRATION DATA
EXTERNAL STANDARD CURVE EVALUTION

Lab Name: TestAmerica North Canton Job No.: 240-1028-1 Analy Batch No.: 4360

SDG No.:

Instrument ID: A2HP13 GC Column: CLP-2 ID: 0.53(mm) Heated Purge: (Y/N) N

Calibration Start Date: 06/10/2011 19:30 Calibration End Date: 06/10/2011 20:45 Calibration ID: 1403

Calibration Files:

LEVEL:	LAB SAMPLE ID:	LAB FILE ID:
Level 1	STD005 240-4360/25	P1361025.D
Level 2	STD01 240-4360/26	P1361026.D
Level 3	STD02 240-4360/27	P1361027.D
Level 4	STD05 240-4360/28	P1361028.D
Level 5	STD1 240-4360/29	P1361029.D
Level 6	STD2 240-4360/30	P1361030.D

ANALYTE	CF				CURVE TYPE	COEFFICIENT			# MIN CF	%RSD	# MAX %RSD	R^2 OR COD	# MIN R^2 OR COD
	LVL 1	LVL 2	LVL 3	LVL 4		B	M1	M2					
	LVL 5	LVL 6											
PCB-1016 Peak 1	54123980	51711250	50000665	48036378	Ave		49073453.1			7.4	20.0		
	46430606	44137840											
PCB-1016 Peak 2	102429520	104264570	99802885	94480590	Ave		95996990.5			7.9	20.0		
	90128108	84876270											
PCB-1016 Peak 3	205147920	209479280	208226480	202173684	Ave		201951124			3.7	20.0		
	196416689	190262692											
PCB-1016 Peak 4	87658200	92482630	89868770	86878262	Ave		87284951.3			4.2	20.0		
	84728621	82093225											
PCB-1016 Peak 5	66026480	71725440	70087825	68326392	Ave		68368175.3			3.2	20.0		
	67403261	66639654											
PCB-1260 Peak 1	141217300	137737720	134223555	130914598	Ave		133785153			3.7	20.0		
	130204491	128413256											
PCB-1260 Peak 2	163827840	154622410	152875155	146535160	Ave		151746464			4.6	20.0		
	146862537	145755684											
PCB-1260 Peak 3	127403120	125959050	122052630	118483844	Ave		122443788			2.9	20.0		
	120378573	120385510											
PCB-1260 Peak 4	303547040	298457310	304252700	289654470	Ave		296731974			2.1	20.0		
	291756754	292723570											
PCB-1260 Peak 5	214135780	209509140	211654735	201970128	Ave		208320715			2.1	20.0		
	205830060	206824447											
Tetrachloro-m-xylene	3001733600	3030646000	2935540400	2827889160	Ave		2913739370			3.2	20.0		
	2889446860	2797180200											
Decachlorobiphenyl	2522259600	2420519200	2488654300	2237002040	Ave		2408118942			4.2	20.0		
	2370805020	2409473490											

Note: The m1 coefficient is the same as Ave CF for an Ave curve type.

FORM VII
GC SEMI VOA CONTINUING CALIBRATION DATA

Lab Name: TestAmerica North Canton Job No.: 240-1028-1

SDG No.:

Lab Sample ID: ICV 240-4360/43 Calibration Date: 06/11/2011 00:01

Instrument ID: A2HP13 Calib Start Date: 06/10/2011 18:00

GC Column: CLP-1 ID: 0.53(mm) Calib End Date: 06/10/2011 19:16

Lab File ID: P1361043.D Conc. Units: ng/uL

ANALYTE	CURVE TYPE	AVE CF	CF	MIN CF	CALC AMOUNT	SPIKE AMOUNT	%D	MAX %D
PCB-1221 Peak 1	Ave	59529669	52715120		0.886	1.00	-11.4	20.0
PCB-1221 Peak 2	Ave	29640105	23953172		0.808	1.00	-19.2	20.0
PCB-1221 Peak 3	Ave	142251820	125366199		0.881	1.00	-11.9	20.0

FORM VII
GC SEMI VOA CONTINUING CALIBRATION RETENTION TIME SUMMARY

Lab Name: TestAmerica North Canton Job No.: 240-1028-1

SDG No.:

Lab Sample ID: ICV 240-4360/43 Calibration Date: 06/11/2011 00:01

Instrument ID: A2HP13 Calib Start Date: 06/10/2011 18:00

GC Column: CLP-1 ID: 0.53(mm) Calib End Date: 06/10/2011 19:16

Lab File ID: P1361043.D

Analyte	RT	RT WINDOW	
		TO	FROM
PCB-1221 Peak 1	1.33	1.28	1.38
PCB-1221 Peak 2	1.45	1.40	1.50
PCB-1221 Peak 3	1.48	1.43	1.53

FORM VII
GC SEMI VOA CONTINUING CALIBRATION DATA

Lab Name: TestAmerica North Canton Job No.: 240-1028-1

SDG No.:

Lab Sample ID: ICV 240-4360/43 Calibration Date: 06/11/2011 00:01

Instrument ID: A2HP13 Calib Start Date: 06/10/2011 18:00

GC Column: CLP-2 ID: 0.53(mm) Calib End Date: 06/10/2011 19:16

Lab File ID: P1361043.D Conc. Units: ng/uL

ANALYTE	CURVE TYPE	AVE CF	CF	MIN CF	CALC AMOUNT	SPIKE AMOUNT	%D	MAX %D
PCB-1221 Peak 1	Ave	28364120	25778325		0.909	1.00	-9.1	20.0
PCB-1221 Peak 2	Ave	17611398	17070675		0.969	1.00	-3.1	20.0
PCB-1221 Peak 3	Ave	68412815	65576250		0.959	1.00	-4.1	20.0

FORM VII
GC SEMI VOA CONTINUING CALIBRATION RETENTION TIME SUMMARY

Lab Name: TestAmerica North Canton Job No.: 240-1028-1

SDG No.:

Lab Sample ID: ICV 240-4360/43 Calibration Date: 06/11/2011 00:01

Instrument ID: A2HP13 Calib Start Date: 06/10/2011 18:00

GC Column: CLP-2 ID: 0.53(mm) Calib End Date: 06/10/2011 19:16

Lab File ID: P1361043.D

Analyte	RT	RT WINDOW	
		TO	FROM
PCB-1221 Peak 1	1.91	1.87	1.97
PCB-1221 Peak 2	2.05	2.00	2.10
PCB-1221 Peak 3	2.11	2.06	2.16

FORM VII
GC SEMI VOA CONTINUING CALIBRATION DATA

Lab Name: TestAmerica North Canton Job No.: 240-1028-1

SDG No.:

Lab Sample ID: ICV 240-4360/44 Calibration Date: 06/11/2011 00:16

Instrument ID: A2HP13 Calib Start Date: 06/10/2011 13:30

GC Column: CLP-1 ID: 0.53(mm) Calib End Date: 06/10/2011 14:45

Lab File ID: P1361044.D Conc. Units: ng/uL

ANALYTE	CURVE TYPE	AVE CF	CF	MIN CF	CALC AMOUNT	SPIKE AMOUNT	%D	MAX %D
PCB-1232 Peak 1	Ave	114108036	121357184		1.06	1.00	6.4	20.0
PCB-1232 Peak 2	Ave	83666452	90319312		1.08	1.00	8.0	20.0
PCB-1232 Peak 3	Ave	173248856	189426406		1.09	1.00	9.3	20.0
PCB-1232 Peak 4	Ave	71291335	81548775		1.14	1.00	14.4	20.0
PCB-1232 Peak 5	Ave	62347763	76507128		1.23	1.00	22.7*	20.0

FORM VII
GC SEMI VOA CONTINUING CALIBRATION RETENTION TIME SUMMARY

Lab Name: TestAmerica North Canton Job No.: 240-1028-1

SDG No.:

Lab Sample ID: ICV 240-4360/44 Calibration Date: 06/11/2011 00:16

Instrument ID: A2HP13 Calib Start Date: 06/10/2011 13:30

GC Column: CLP-1 ID: 0.53(mm) Calib End Date: 06/10/2011 14:45

Lab File ID: P1361044.D

Analyte	RT	RT WINDOW TO	RT WINDOW FROM
PCB-1232 Peak 1	1.48	1.43	1.53
PCB-1232 Peak 2	1.78	1.73	1.83
PCB-1232 Peak 3	2.19	2.15	2.25
PCB-1232 Peak 4	2.32	2.28	2.38
PCB-1232 Peak 5	2.72	2.68	2.78

FORM VII
GC SEMI VOA CONTINUING CALIBRATION DATA

Lab Name: TestAmerica North Canton Job No.: 240-1028-1

SDG No.:

Lab Sample ID: ICV 240-4360/44 Calibration Date: 06/11/2011 00:16

Instrument ID: A2HP13 Calib Start Date: 06/10/2011 13:30

GC Column: CLP-2 ID: 0.53(mm) Calib End Date: 06/10/2011 14:45

Lab File ID: P1361044.D Conc. Units: ng/uL

ANALYTE	CURVE TYPE	AVE CF	CF	MIN CF	CALC AMOUNT	SPIKE AMOUNT	%D	MAX %D
PCB-1232 Peak 1	Ave	55349218	55327745		1.00	1.00	-0.0	20.0
PCB-1232 Peak 2	Ave	42999205	46661676		1.09	1.00	8.5	20.0
PCB-1232 Peak 3	Ave	85696670	100060648		1.17	1.00	16.8	20.0
PCB-1232 Peak 4	Ave	36220144	42257802		1.17	1.00	16.7	20.0
PCB-1232 Peak 5	Ave	28503753	31552983		1.11	1.00	10.7	20.0

FORM VII
GC SEMI VOA CONTINUING CALIBRATION RETENTION TIME SUMMARY

Lab Name: TestAmerica North Canton Job No.: 240-1028-1

SDG No.:

Lab Sample ID: ICV 240-4360/44 Calibration Date: 06/11/2011 00:16

Instrument ID: A2HP13 Calib Start Date: 06/10/2011 13:30

GC Column: CLP-2 ID: 0.53(mm) Calib End Date: 06/10/2011 14:45

Lab File ID: P1361044.D

Analyte	RT	RT WINDOW	
		TO	FROM
PCB-1232 Peak 1	2.11	2.06	2.16
PCB-1232 Peak 2	2.53	2.48	2.58
PCB-1232 Peak 3	3.01	2.96	3.06
PCB-1232 Peak 4	3.16	3.11	3.21
PCB-1232 Peak 5	3.67	3.62	3.72

FORM VII
GC SEMI VOA CONTINUING CALIBRATION DATA

Lab Name: TestAmerica North Canton Job No.: 240-1028-1

SDG No.:

Lab Sample ID: ICV 240-4360/45 Calibration Date: 06/11/2011 00:31

Instrument ID: A2HP13 Calib Start Date: 06/10/2011 15:00

GC Column: CLP-1 ID: 0.53(mm) Calib End Date: 06/10/2011 16:14

Lab File ID: P1361045.D Conc. Units: ng/uL

ANALYTE	CURVE TYPE	AVE CF	CF	MIN CF	CALC AMOUNT	SPIKE AMOUNT	%D	MAX %D
PCB-1242 Peak 1	Ave	86461194	88361822		1.02	1.00	2.2	20.0
PCB-1242 Peak 2	Ave	153459568	145791746		0.950	1.00	-5.0	20.0
PCB-1242 Peak 3	Ave	328674752	309891378		0.943	1.00	-5.7	20.0
PCB-1242 Peak 4	Ave	139569528	138661346		0.990	1.00	-0.7	20.0
PCB-1242 Peak 5	Ave	138292113	142599283		1.03	1.00	3.1	20.0

FORM VII
GC SEMI VOA CONTINUING CALIBRATION RETENTION TIME SUMMARY

Lab Name: TestAmerica North Canton Job No.: 240-1028-1

SDG No.:

Lab Sample ID: ICV 240-4360/45 Calibration Date: 06/11/2011 00:31

Instrument ID: A2HP13 Calib Start Date: 06/10/2011 15:00

GC Column: CLP-1 ID: 0.53(mm) Calib End Date: 06/10/2011 16:14

Lab File ID: P1361045.D

Analyte	RT	RT WINDOW TO	RT WINDOW FROM
PCB-1242 Peak 1	1.48	1.43	1.53
PCB-1242 Peak 2	1.78	1.73	1.83
PCB-1242 Peak 3	2.19	2.14	2.24
PCB-1242 Peak 4	2.32	2.27	2.37
PCB-1242 Peak 5	2.72	2.67	2.77

FORM VII
GC SEMI VOA CONTINUING CALIBRATION DATA

Lab Name: TestAmerica North Canton Job No.: 240-1028-1

SDG No.:

Lab Sample ID: ICV 240-4360/45 Calibration Date: 06/11/2011 00:31

Instrument ID: A2HP13 Calib Start Date: 06/10/2011 15:00

GC Column: CLP-2 ID: 0.53(mm) Calib End Date: 06/10/2011 16:14

Lab File ID: P1361045.D Conc. Units: ng/uL

ANALYTE	CURVE TYPE	AVE CF	CF	MIN CF	CALC AMOUNT	SPIKE AMOUNT	%D	MAX %D
PCB-1242 Peak 1	Ave	40613298	38570484		0.950	1.00	-5.0	20.0
PCB-1242 Peak 2	Ave	79986234	76511120		0.957	1.00	-4.3	20.0
PCB-1242 Peak 3	Ave	166076137	164264572		0.989	1.00	-1.1	20.0
PCB-1242 Peak 4	Ave	70366183	70396802		1.00	1.00	0.0	20.0
PCB-1242 Peak 5	Ave	58407479	57922191		0.990	1.00	-0.8	20.0

FORM VII
GC SEMI VOA CONTINUING CALIBRATION RETENTION TIME SUMMARY

Lab Name: TestAmerica North Canton Job No.: 240-1028-1

SDG No.:

Lab Sample ID: ICV 240-4360/45 Calibration Date: 06/11/2011 00:31

Instrument ID: A2HP13 Calib Start Date: 06/10/2011 15:00

GC Column: CLP-2 ID: 0.53(mm) Calib End Date: 06/10/2011 16:14

Lab File ID: P1361045.D

Analyte	RT	RT WINDOW	
		TO	FROM
PCB-1242 Peak 1	2.11	2.06	2.16
PCB-1242 Peak 2	2.53	2.48	2.58
PCB-1242 Peak 3	3.01	2.96	3.06
PCB-1242 Peak 4	3.16	3.11	3.21
PCB-1242 Peak 5	3.67	3.62	3.72

FORM VII
GC SEMI VOA CONTINUING CALIBRATION DATA

Lab Name: TestAmerica North Canton Job No.: 240-1028-1

SDG No.:

Lab Sample ID: ICV 240-4360/46 Calibration Date: 06/11/2011 00:46

Instrument ID: A2HP13 Calib Start Date: 06/10/2011 16:30

GC Column: CLP-1 ID: 0.53(mm) Calib End Date: 06/10/2011 17:45

Lab File ID: P1361046.D Conc. Units: ng/uL

ANALYTE	CURVE TYPE	AVE CF	CF	MIN CF	CALC AMOUNT	SPIKE AMOUNT	%D	MAX %D
PCB-1248 Peak 1	Ave	70689805	81717134		1.16	1.00	15.6	20.0
PCB-1248 Peak 2	Ave	203865519	210239913		1.03	1.00	3.1	20.0
PCB-1248 Peak 3	Ave	216648856	217421920		1.00	1.00	0.4	20.0
PCB-1248 Peak 4	Ave	386756146	350137422		0.905	1.00	-9.5	20.0
PCB-1248 Peak 5	Ave	100453562	109137011		1.09	1.00	8.6	20.0

FORM VII
GC SEMI VOA CONTINUING CALIBRATION RETENTION TIME SUMMARY

Lab Name: TestAmerica North Canton Job No.: 240-1028-1

SDG No.:

Lab Sample ID: ICV 240-4360/46 Calibration Date: 06/11/2011 00:46

Instrument ID: A2HP13 Calib Start Date: 06/10/2011 16:30

GC Column: CLP-1 ID: 0.53(mm) Calib End Date: 06/10/2011 17:45

Lab File ID: P1361046.D

Analyte	RT	RT WINDOW TO	RT WINDOW FROM
PCB-1248 Peak 1	1.78	1.73	1.83
PCB-1248 Peak 2	2.19	2.14	2.24
PCB-1248 Peak 3	2.72	2.68	2.78
PCB-1248 Peak 4	3.16	3.12	3.22
PCB-1248 Peak 5	3.80	3.75	3.85

FORM VII
GC SEMI VOA CONTINUING CALIBRATION DATA

Lab Name: TestAmerica North Canton Job No.: 240-1028-1

SDG No.:

Lab Sample ID: ICV 240-4360/46 Calibration Date: 06/11/2011 00:46

Instrument ID: A2HP13 Calib Start Date: 06/10/2011 16:30

GC Column: CLP-2 ID: 0.53(mm) Calib End Date: 06/10/2011 17:45

Lab File ID: P1361046.D Conc. Units: ng/uL

ANALYTE	CURVE TYPE	AVE CF	CF	MIN CF	CALC AMOUNT	SPIKE AMOUNT	%D	MAX %D
PCB-1248 Peak 1	Ave	37660315	41544874		1.10	1.00	10.3	20.0
PCB-1248 Peak 2	Ave	104742110	111115583		1.06	1.00	6.1	20.0
PCB-1248 Peak 3	Ave	102656329	93402855		0.910	1.00	-9.0	20.0
PCB-1248 Peak 4	Ave	114935397	111289201		0.968	1.00	-3.2	20.0
PCB-1248 Peak 5	Ave	60559486	58159040		0.960	1.00	-4.0	20.0

FORM VII
GC SEMI VOA CONTINUING CALIBRATION RETENTION TIME SUMMARY

Lab Name: TestAmerica North Canton Job No.: 240-1028-1

SDG No.:

Lab Sample ID: ICV 240-4360/46 Calibration Date: 06/11/2011 00:46

Instrument ID: A2HP13 Calib Start Date: 06/10/2011 16:30

GC Column: CLP-2 ID: 0.53(mm) Calib End Date: 06/10/2011 17:45

Lab File ID: P1361046.D

Analyte	RT	RT WINDOW TO	RT WINDOW FROM
PCB-1248 Peak 1	2.53	2.48	2.58
PCB-1248 Peak 2	3.01	2.96	3.06
PCB-1248 Peak 3	3.80	3.75	3.85
PCB-1248 Peak 4	4.14	4.09	4.19
PCB-1248 Peak 5	4.86	4.81	4.91

FORM VII
GC SEMI VOA CONTINUING CALIBRATION DATA

Lab Name: TestAmerica North Canton
Job No.: 240-1028-1

SDG No.:

Lab Sample ID: ICV 240-4360/47
Calibration Date: 06/11/2011 01:01

Instrument ID: A2HP13
Calib Start Date: 06/10/2011 18:00

GC Column: CLP-1 ID: 0.53(mm)
Calib End Date: 06/10/2011 19:16

Lab File ID: P1361047.D
Conc. Units: ng/uL

ANALYTE	CURVE TYPE	AVE CF	CF	MIN CF	CALC AMOUNT	SPIKE AMOUNT	%D	MAX %D
PCB-1254 Peak 1	Ave	173925973	185587829		1.07	1.00	6.7	20.0
PCB-1254 Peak 2	Ave	331158994	320326635		0.967	1.00	-3.3	20.0
PCB-1254 Peak 3	Ave	327714954	312629979		0.954	1.00	-4.6	20.0
PCB-1254 Peak 4	Ave	302108952	297393294		0.984	1.00	-1.6	20.0
PCB-1254 Peak 5	Ave	361415827	368148269		1.02	1.00	1.9	20.0

FORM VII
GC SEMI VOA CONTINUING CALIBRATION RETENTION TIME SUMMARY

Lab Name: TestAmerica North Canton Job No.: 240-1028-1

SDG No.:

Lab Sample ID: ICV 240-4360/47 Calibration Date: 06/11/2011 01:01

Instrument ID: A2HP13 Calib Start Date: 06/10/2011 18:00

GC Column: CLP-1 ID: 0.53(mm) Calib End Date: 06/10/2011 19:16

Lab File ID: P1361047.D

Analyte	RT	RT WINDOW TO	RT WINDOW FROM
PCB-1254 Peak 1	3.11	3.06	3.16
PCB-1254 Peak 2	3.39	3.34	3.44
PCB-1254 Peak 3	3.80	3.75	3.85
PCB-1254 Peak 4	4.10	4.05	4.15
PCB-1254 Peak 5	4.60	4.55	4.65

FORM VII
GC SEMI VOA CONTINUING CALIBRATION DATA

Lab Name: TestAmerica North Canton
Job No.: 240-1028-1

SDG No.:

Lab Sample ID: ICV 240-4360/47
Calibration Date: 06/11/2011 01:01

Instrument ID: A2HP13
Calib Start Date: 06/10/2011 18:00

GC Column: CLP-2 ID: 0.53(mm)
Calib End Date: 06/10/2011 19:16

Lab File ID: P1361047.D
Conc. Units: ng/uL

ANALYTE	CURVE TYPE	AVE CF	CF	MIN CF	CALC AMOUNT	SPIKE AMOUNT	%D	MAX %D
PCB-1254 Peak 1	Ave	122217189	114149272		0.934	1.00	-6.6	20.0
PCB-1254 Peak 2	Ave	192527682	172525788		0.896	1.00	-10.4	20.0
PCB-1254 Peak 3	Ave	126817635	118485632		0.934	1.00	-6.6	20.0
PCB-1254 Peak 4	Ave	145747060	142024678		0.975	1.00	-2.6	20.0
PCB-1254 Peak 5	Ave	177321955	172623570		0.974	1.00	-2.6	20.0

FORM VII
GC SEMI VOA CONTINUING CALIBRATION RETENTION TIME SUMMARY

Lab Name: TestAmerica North Canton Job No.: 240-1028-1

SDG No.:

Lab Sample ID: ICV 240-4360/47 Calibration Date: 06/11/2011 01:01

Instrument ID: A2HP13 Calib Start Date: 06/10/2011 18:00

GC Column: CLP-2 ID: 0.53(mm) Calib End Date: 06/10/2011 19:16

Lab File ID: P1361047.D

Analyte	RT	RT WINDOW	
		TO	FROM
PCB-1254 Peak 1	4.36	4.31	4.41
PCB-1254 Peak 2	4.86	4.81	4.91
PCB-1254 Peak 3	5.12	5.07	5.17
PCB-1254 Peak 4	5.50	5.45	5.55
PCB-1254 Peak 5	5.72	5.66	5.76

FORM VII
GC SEMI VOA CONTINUING CALIBRATION DATA

Lab Name: TestAmerica North Canton Job No.: 240-1028-1

SDG No.:

Lab Sample ID: ICV 240-4360/48 Calibration Date: 06/11/2011 01:16

Instrument ID: A2HP13 Calib Start Date: 06/10/2011 19:30

GC Column: CLP-1 ID: 0.53(mm) Calib End Date: 06/10/2011 20:45

Lab File ID: P1361048.D Conc. Units: ng/uL

ANALYTE	CURVE TYPE	AVE CF	CF	MIN CF	CALC AMOUNT	SPIKE AMOUNT	%D	MAX %D
PCB-1016 Peak 1	Ave	113350337	115715406		1.02	1.00	2.1	20.0
PCB-1016 Peak 2	Ave	181448143	187156612		1.03	1.00	3.1	20.0
PCB-1016 Peak 3	Ave	395538572	401061767		1.01	1.00	1.4	20.0
PCB-1016 Peak 4	Ave	168953212	181856646		1.08	1.00	7.6	20.0
PCB-1016 Peak 5	Ave	111394350	122730792		1.10	1.00	10.2	20.0
PCB-1260 Peak 1	Ave	244111963	258495406		1.06	1.00	5.9	20.0
PCB-1260 Peak 2	Ave	527110717	539652201		1.02	1.00	2.4	20.0
PCB-1260 Peak 3	Ave	466356170	487839866		1.05	1.00	4.6	20.0
PCB-1260 Peak 4	Ave	806305909	862074138		1.07	1.00	6.9	20.0
PCB-1260 Peak 5	Ave	327827711	360998607		1.10	1.00	10.1	20.0

FORM VII
GC SEMI VOA CONTINUING CALIBRATION RETENTION TIME SUMMARY

Lab Name: TestAmerica North Canton Job No.: 240-1028-1

SDG No.:

Lab Sample ID: ICV 240-4360/48 Calibration Date: 06/11/2011 01:16

Instrument ID: A2HP13 Calib Start Date: 06/10/2011 19:30

GC Column: CLP-1 ID: 0.53(mm) Calib End Date: 06/10/2011 20:45

Lab File ID: P1361048.D

Analyte	RT	RT WINDOW TO	RT WINDOW FROM
PCB-1016 Peak 1	1.48	1.43	1.53
PCB-1016 Peak 2	1.78	1.73	1.83
PCB-1016 Peak 3	2.19	2.14	2.24
PCB-1016 Peak 4	2.32	2.27	2.37
PCB-1016 Peak 5	2.38	2.33	2.43
PCB-1260 Peak 1	4.00	3.95	4.05
PCB-1260 Peak 2	4.30	4.25	4.35
PCB-1260 Peak 3	4.60	4.55	4.65
PCB-1260 Peak 4	5.34	5.29	5.39
PCB-1260 Peak 5	5.64	5.59	5.69

FORM VII
GC SEMI VOA CONTINUING CALIBRATION DATA

Lab Name: TestAmerica North Canton Job No.: 240-1028-1

SDG No.:

Lab Sample ID: ICV 240-4360/48 Calibration Date: 06/11/2011 01:16

Instrument ID: A2HP13 Calib Start Date: 06/10/2011 19:30

GC Column: CLP-2 ID: 0.53(mm) Calib End Date: 06/10/2011 20:45

Lab File ID: P1361048.D Conc. Units: ng/uL

ANALYTE	CURVE TYPE	AVE CF	CF	MIN CF	CALC AMOUNT	SPIKE AMOUNT	%D	MAX %D
PCB-1016 Peak 1	Ave	49073453	49770959		1.01	1.00	1.4	20.0
PCB-1016 Peak 2	Ave	95996991	94538777		0.985	1.00	-1.5	20.0
PCB-1016 Peak 3	Ave	201951124	214816174		1.06	1.00	6.4	20.0
PCB-1016 Peak 4	Ave	87284951	92523893		1.06	1.00	6.0	20.0
PCB-1016 Peak 5	Ave	68368175	73520272		1.08	1.00	7.5	20.0
PCB-1260 Peak 1	Ave	133785153	136927915		1.02	1.00	2.3	20.0
PCB-1260 Peak 2	Ave	151746464	155904546		1.03	1.00	2.7	20.0
PCB-1260 Peak 3	Ave	122443788	129161224		1.05	1.00	5.5	20.0
PCB-1260 Peak 4	Ave	296731974	319038171		1.08	1.00	7.5	20.0
PCB-1260 Peak 5	Ave	208320715	217758948		1.05	1.00	4.5	20.0

FORM VII
GC SEMI VOA CONTINUING CALIBRATION RETENTION TIME SUMMARY

Lab Name: TestAmerica North Canton Job No.: 240-1028-1

SDG No.:

Lab Sample ID: ICV 240-4360/48 Calibration Date: 06/11/2011 01:16

Instrument ID: A2HP13 Calib Start Date: 06/10/2011 19:30

GC Column: CLP-2 ID: 0.53(mm) Calib End Date: 06/10/2011 20:45

Lab File ID: P1361048.D

Analyte	RT	RT WINDOW	
		TO	FROM
PCB-1016 Peak 1	2.11	2.06	2.16
PCB-1016 Peak 2	2.53	2.48	2.58
PCB-1016 Peak 3	3.01	2.96	3.06
PCB-1016 Peak 4	3.16	3.11	3.21
PCB-1016 Peak 5	3.26	3.21	3.31
PCB-1260 Peak 1	5.08	5.03	5.13
PCB-1260 Peak 2	5.33	5.28	5.38
PCB-1260 Peak 3	5.83	5.78	5.88
PCB-1260 Peak 4	6.44	6.39	6.49
PCB-1260 Peak 5	6.84	6.79	6.89

FORM VII
GC SEMI VOA CONTINUING CALIBRATION DATA

Lab Name: TestAmerica North Canton Job No.: 240-1028-1

SDG No.:

Lab Sample ID: CCV 240-6431/3 Calibration Date: 06/28/2011 19:03

Instrument ID: A2HP13 Calib Start Date: 06/10/2011 19:30

GC Column: CLP-1 ID: 0.53(mm) Calib End Date: 06/10/2011 20:45

Lab File ID: P1362803.D Conc. Units: ng/uL

ANALYTE	CURVE TYPE	AVE CF	CF	MIN CF	CALC AMOUNT	SPIKE AMOUNT	%D	MAX %D
PCB-1016 Peak 1	Ave	113350337	94349396		0.416	0.500	-16.8	20.0
PCB-1016 Peak 2	Ave	181448143	170598958		0.470	0.500	-6.0	20.0
PCB-1016 Peak 3	Ave	395538572	391321844		0.495	0.500	-1.1	20.0
PCB-1016 Peak 4	Ave	168953212	160830340		0.476	0.500	-4.8	20.0
PCB-1016 Peak 5	Ave	111394350	104601284		0.470	0.500	-6.1	20.0
PCB-1260 Peak 1	Ave	244111963	241756532		0.495	0.500	-1.0	20.0
PCB-1260 Peak 2	Ave	527110717	541514450		0.514	0.500	2.7	20.0
PCB-1260 Peak 3	Ave	466356170	491634418		0.527	0.500	5.4	20.0
PCB-1260 Peak 4	Ave	806305909	864641224		0.536	0.500	7.2	20.0
PCB-1260 Peak 5	Ave	327827711	355548668		0.542	0.500	8.5	20.0
Tetrachloro-m-xylene	Ave	5961253188	5553619120		0.0233	0.0250	-6.8	20.0
Decachlorobiphenyl	Ave	5392536235	6254460320		0.0290	0.0250	16.0	20.0

FORM VII
GC SEMI VOA CONTINUING CALIBRATION RETENTION TIME SUMMARY

Lab Name: TestAmerica North Canton
Job No.: 240-1028-1
SDG No.:
Lab Sample ID: CCV 240-6431/3
Calibration Date: 06/28/2011 19:03
Instrument ID: A2HP13
Calib Start Date: 06/10/2011 19:30
GC Column: CLP-1 ID: 0.53(mm)
Calib End Date: 06/10/2011 20:45
Lab File ID: P1362803.D

Analyte	RT	RT WINDOW TO	RT WINDOW FROM
PCB-1016 Peak 1	1.48	1.43	1.53
PCB-1016 Peak 2	1.78	1.73	1.83
PCB-1016 Peak 3	2.19	2.14	2.24
PCB-1016 Peak 4	2.32	2.27	2.37
PCB-1016 Peak 5	2.38	2.33	2.43
PCB-1260 Peak 1	4.00	3.95	4.05
PCB-1260 Peak 2	4.31	4.26	4.36
PCB-1260 Peak 3	4.60	4.55	4.65
PCB-1260 Peak 4	5.35	5.30	5.40
PCB-1260 Peak 5	5.64	5.59	5.69
Tetrachloro-m-xylene	1.20	1.15	1.25
Decachlorobiphenyl	6.86	6.81	6.91

FORM VII
GC SEMI VOA CONTINUING CALIBRATION DATA

Lab Name: TestAmerica North Canton Job No.: 240-1028-1

SDG No.:

Lab Sample ID: CCV 240-6431/3 Calibration Date: 06/28/2011 19:03

Instrument ID: A2HP13 Calib Start Date: 06/10/2011 19:30

GC Column: CLP-2 ID: 0.53(mm) Calib End Date: 06/10/2011 20:45

Lab File ID: P1362803.D Conc. Units: ng/uL

ANALYTE	CURVE TYPE	AVE CF	CF	MIN CF	CALC AMOUNT	SPIKE AMOUNT	%D	MAX %D
PCB-1016 Peak 1	Ave	49073453	46793664		0.477	0.500	-4.6	20.0
PCB-1016 Peak 2	Ave	95996991	95133674		0.496	0.500	-0.9	20.0
PCB-1016 Peak 3	Ave	201951124	205747064		0.509	0.500	1.9	20.0
PCB-1016 Peak 4	Ave	87284951	85627220		0.491	0.500	-1.9	20.0
PCB-1016 Peak 5	Ave	68368175	68201452		0.499	0.500	-0.2	20.0
PCB-1260 Peak 1	Ave	133785153	134050358		0.501	0.500	0.2	20.0
PCB-1260 Peak 2	Ave	151746464	156330614		0.515	0.500	3.0	20.0
PCB-1260 Peak 3	Ave	122443788	131285888		0.536	0.500	7.2	20.0
PCB-1260 Peak 4	Ave	296731974	324350514		0.547	0.500	9.3	20.0
PCB-1260 Peak 5	Ave	208320715	232090870		0.557	0.500	11.4	20.0
Tetrachloro-m-xylene	Ave	2913739370	2871693960		0.0246	0.0250	-1.4	20.0
Decachlorobiphenyl	Ave	2408118942	2771318480		0.0288	0.0250	15.1	20.0

FORM VII
GC SEMI VOA CONTINUING CALIBRATION RETENTION TIME SUMMARY

Lab Name: TestAmerica North Canton Job No.: 240-1028-1

SDG No.:

Lab Sample ID: CCV 240-6431/3 Calibration Date: 06/28/2011 19:03

Instrument ID: A2HP13 Calib Start Date: 06/10/2011 19:30

GC Column: CLP-2 ID: 0.53(mm) Calib End Date: 06/10/2011 20:45

Lab File ID: P1362803.D

Analyte	RT	RT WINDOW TO	RT WINDOW FROM
PCB-1016 Peak 1	2.11	2.06	2.16
PCB-1016 Peak 2	2.53	2.48	2.58
PCB-1016 Peak 3	3.01	2.96	3.06
PCB-1016 Peak 4	3.16	3.11	3.21
PCB-1016 Peak 5	3.27	3.22	3.32
PCB-1260 Peak 1	5.08	5.03	5.13
PCB-1260 Peak 2	5.33	5.28	5.38
PCB-1260 Peak 3	5.83	5.78	5.88
PCB-1260 Peak 4	6.44	6.39	6.49
PCB-1260 Peak 5	6.84	6.79	6.89
Tetrachloro-m-xylene	1.63	1.58	1.68
Decachlorobiphenyl	8.14	8.09	8.19

FORM VII
GC SEMI VOA CONTINUING CALIBRATION DATA

Lab Name: TestAmerica North Canton Job No.: 240-1028-1

SDG No.:

Lab Sample ID: CCV 240-6431/16 Calibration Date: 06/28/2011 22:17

Instrument ID: A2HP13 Calib Start Date: 06/10/2011 19:30

GC Column: CLP-1 ID: 0.53(mm) Calib End Date: 06/10/2011 20:45

Lab File ID: P1362816.D Conc. Units: ng/uL

ANALYTE	CURVE TYPE	AVE CF	CF	MIN CF	CALC AMOUNT	SPIKE AMOUNT	%D	MAX %D
PCB-1016 Peak 1	Ave	113350337	94639094		0.418	0.500	-16.5	20.0
PCB-1016 Peak 2	Ave	181448143	173431172		0.478	0.500	-4.4	20.0
PCB-1016 Peak 3	Ave	395538572	398484272		0.504	0.500	0.7	20.0
PCB-1016 Peak 4	Ave	168953212	164526770		0.487	0.500	-2.6	20.0
PCB-1016 Peak 5	Ave	111394350	108361090		0.486	0.500	-2.7	20.0
PCB-1260 Peak 1	Ave	244111963	243228536		0.498	0.500	-0.4	20.0
PCB-1260 Peak 2	Ave	527110717	542031570		0.514	0.500	2.8	20.0
PCB-1260 Peak 3	Ave	466356170	489842686		0.525	0.500	5.0	20.0
PCB-1260 Peak 4	Ave	806305909	853512776		0.529	0.500	5.9	20.0
PCB-1260 Peak 5	Ave	327827711	347573348		0.530	0.500	6.0	20.0
Tetrachloro-m-xylene	Ave	5961253188	5582444280		0.0234	0.0250	-6.4	20.0
Decachlorobiphenyl	Ave	5392536235	5914421160		0.0274	0.0250	9.7	20.0

FORM VII
GC SEMI VOA CONTINUING CALIBRATION RETENTION TIME SUMMARY

Lab Name: TestAmerica North Canton Job No.: 240-1028-1

SDG No.:

Lab Sample ID: CCV 240-6431/16 Calibration Date: 06/28/2011 22:17

Instrument ID: A2HP13 Calib Start Date: 06/10/2011 19:30

GC Column: CLP-1 ID: 0.53(mm) Calib End Date: 06/10/2011 20:45

Lab File ID: P1362816.D

Analyte	RT	RT WINDOW TO	RT WINDOW FROM
PCB-1016 Peak 1	1.48	1.43	1.53
PCB-1016 Peak 2	1.78	1.73	1.83
PCB-1016 Peak 3	2.20	2.15	2.25
PCB-1016 Peak 4	2.32	2.27	2.37
PCB-1016 Peak 5	2.38	2.33	2.43
PCB-1260 Peak 1	4.00	3.95	4.05
PCB-1260 Peak 2	4.31	4.26	4.36
PCB-1260 Peak 3	4.60	4.55	4.65
PCB-1260 Peak 4	5.35	5.30	5.40
PCB-1260 Peak 5	5.64	5.59	5.69
Tetrachloro-m-xylene	1.20	1.15	1.25
Decachlorobiphenyl	6.86	6.81	6.91

FORM VII
GC SEMI VOA CONTINUING CALIBRATION DATA

Lab Name: TestAmerica North Canton Job No.: 240-1028-1

SDG No.:

Lab Sample ID: CCV 240-6431/16 Calibration Date: 06/28/2011 22:17

Instrument ID: A2HP13 Calib Start Date: 06/10/2011 19:30

GC Column: CLP-2 ID: 0.53(mm) Calib End Date: 06/10/2011 20:45

Lab File ID: P1362816.D Conc. Units: ng/uL

ANALYTE	CURVE TYPE	AVE CF	CF	MIN CF	CALC AMOUNT	SPIKE AMOUNT	%D	MAX %D
PCB-1016 Peak 1	Ave	49073453	46986594		0.479	0.500	-4.3	20.0
PCB-1016 Peak 2	Ave	95996991	95228500		0.496	0.500	-0.8	20.0
PCB-1016 Peak 3	Ave	201951124	205452558		0.509	0.500	1.7	20.0
PCB-1016 Peak 4	Ave	87284951	84191436		0.482	0.500	-3.5	20.0
PCB-1016 Peak 5	Ave	68368175	66877518		0.489	0.500	-2.2	20.0
PCB-1260 Peak 1	Ave	133785153	128569552		0.481	0.500	-3.9	20.0
PCB-1260 Peak 2	Ave	151746464	151272986		0.498	0.500	-0.3	20.0
PCB-1260 Peak 3	Ave	122443788	126009342		0.515	0.500	2.9	20.0
PCB-1260 Peak 4	Ave	296731974	311303568		0.525	0.500	4.9	20.0
PCB-1260 Peak 5	Ave	208320715	226052646		0.543	0.500	8.5	20.0
Tetrachloro-m-xylene	Ave	2913739370	2878006120		0.0247	0.0250	-1.2	20.0
Decachlorobiphenyl	Ave	2408118942	2725207680		0.0283	0.0250	13.2	20.0

FORM VII
GC SEMI VOA CONTINUING CALIBRATION RETENTION TIME SUMMARY

Lab Name: TestAmerica North Canton Job No.: 240-1028-1

SDG No.:

Lab Sample ID: CCV 240-6431/16 Calibration Date: 06/28/2011 22:17

Instrument ID: A2HP13 Calib Start Date: 06/10/2011 19:30

GC Column: CLP-2 ID: 0.53(mm) Calib End Date: 06/10/2011 20:45

Lab File ID: P1362816.D

Analyte	RT	RT WINDOW	
		TO	FROM
PCB-1016 Peak 1	2.11	2.06	2.16
PCB-1016 Peak 2	2.53	2.48	2.58
PCB-1016 Peak 3	3.01	2.96	3.06
PCB-1016 Peak 4	3.16	3.11	3.21
PCB-1016 Peak 5	3.27	3.22	3.32
PCB-1260 Peak 1	5.09	5.04	5.14
PCB-1260 Peak 2	5.33	5.28	5.38
PCB-1260 Peak 3	5.83	5.78	5.88
PCB-1260 Peak 4	6.45	6.40	6.50
PCB-1260 Peak 5	6.84	6.79	6.89
Tetrachloro-m-xylene	1.63	1.58	1.68
Decachlorobiphenyl	8.15	8.10	8.20

FORM VII
GC SEMI VOA CONTINUING CALIBRATION DATA

Lab Name: TestAmerica North Canton Job No.: 240-1028-1

SDG No.:

Lab Sample ID: CCV 240-6431/25 Calibration Date: 06/29/2011 00:32

Instrument ID: A2HP13 Calib Start Date: 06/10/2011 19:30

GC Column: CLP-1 ID: 0.53(mm) Calib End Date: 06/10/2011 20:45

Lab File ID: P1362825.D Conc. Units: ng/uL

ANALYTE	CURVE TYPE	AVE CF	CF	MIN CF	CALC AMOUNT	SPIKE AMOUNT	%D	MAX %D
PCB-1016 Peak 1	Ave	113350337	96410020		0.425	0.500	-14.9	20.0
PCB-1016 Peak 2	Ave	181448143	170485392		0.470	0.500	-6.0	20.0
PCB-1016 Peak 3	Ave	395538572	394572248		0.499	0.500	-0.2	20.0
PCB-1016 Peak 4	Ave	168953212	162239932		0.480	0.500	-4.0	20.0
PCB-1016 Peak 5	Ave	111394350	107893926		0.484	0.500	-3.1	20.0
PCB-1260 Peak 1	Ave	244111963	238732934		0.489	0.500	-2.2	20.0
PCB-1260 Peak 2	Ave	527110717	534012182		0.507	0.500	1.3	20.0
PCB-1260 Peak 3	Ave	466356170	483503714		0.518	0.500	3.7	20.0
PCB-1260 Peak 4	Ave	806305909	840966204		0.522	0.500	4.3	20.0
PCB-1260 Peak 5	Ave	327827711	343695138		0.524	0.500	4.8	20.0
Tetrachloro-m-xylene	Ave	5961253188	5488715840		0.0230	0.0250	-7.9	20.0
Decachlorobiphenyl	Ave	5392536235	5734891960		0.0266	0.0250	6.3	20.0

FORM VII
GC SEMI VOA CONTINUING CALIBRATION RETENTION TIME SUMMARY

Lab Name: TestAmerica North Canton Job No.: 240-1028-1

SDG No.:

Lab Sample ID: CCV 240-6431/25 Calibration Date: 06/29/2011 00:32

Instrument ID: A2HP13 Calib Start Date: 06/10/2011 19:30

GC Column: CLP-1 ID: 0.53(mm) Calib End Date: 06/10/2011 20:45

Lab File ID: P1362825.D

Analyte	RT	RT WINDOW TO	RT WINDOW FROM
PCB-1016 Peak 1	1.48	1.43	1.53
PCB-1016 Peak 2	1.78	1.73	1.83
PCB-1016 Peak 3	2.19	2.14	2.24
PCB-1016 Peak 4	2.32	2.27	2.37
PCB-1016 Peak 5	2.38	2.33	2.43
PCB-1260 Peak 1	4.00	3.95	4.05
PCB-1260 Peak 2	4.31	4.26	4.36
PCB-1260 Peak 3	4.60	4.55	4.65
PCB-1260 Peak 4	5.35	5.30	5.40
PCB-1260 Peak 5	5.64	5.59	5.69
Tetrachloro-m-xylene	1.20	1.15	1.25
Decachlorobiphenyl	6.86	6.81	6.91

FORM VII
GC SEMI VOA CONTINUING CALIBRATION DATA

Lab Name: TestAmerica North Canton Job No.: 240-1028-1

SDG No.:

Lab Sample ID: CCV 240-6431/25 Calibration Date: 06/29/2011 00:32

Instrument ID: A2HP13 Calib Start Date: 06/10/2011 19:30

GC Column: CLP-2 ID: 0.53(mm) Calib End Date: 06/10/2011 20:45

Lab File ID: P1362825.D Conc. Units: ng/uL

ANALYTE	CURVE TYPE	AVE CF	CF	MIN CF	CALC AMOUNT	SPIKE AMOUNT	%D	MAX %D
PCB-1016 Peak 1	Ave	49073453	46609880		0.475	0.500	-5.0	20.0
PCB-1016 Peak 2	Ave	95996991	93963016		0.489	0.500	-2.1	20.0
PCB-1016 Peak 3	Ave	201951124	203522012		0.504	0.500	0.8	20.0
PCB-1016 Peak 4	Ave	87284951	81864688		0.469	0.500	-6.2	20.0
PCB-1016 Peak 5	Ave	68368175	65078556		0.476	0.500	-4.8	20.0
PCB-1260 Peak 1	Ave	133785153	126579070		0.473	0.500	-5.4	20.0
PCB-1260 Peak 2	Ave	151746464	148451184		0.489	0.500	-2.2	20.0
PCB-1260 Peak 3	Ave	122443788	120435388		0.492	0.500	-1.6	20.0
PCB-1260 Peak 4	Ave	296731974	301487750		0.508	0.500	1.6	20.0
PCB-1260 Peak 5	Ave	208320715	218706724		0.525	0.500	5.0	20.0
Tetrachloro-m-xylene	Ave	2913739370	2832076520		0.0243	0.0250	-2.8	20.0
Decachlorobiphenyl	Ave	2408118942	2592814520		0.0269	0.0250	7.7	20.0

FORM VII
GC SEMI VOA CONTINUING CALIBRATION RETENTION TIME SUMMARY

Lab Name: TestAmerica North Canton Job No.: 240-1028-1

SDG No.:

Lab Sample ID: CCV 240-6431/25 Calibration Date: 06/29/2011 00:32

Instrument ID: A2HP13 Calib Start Date: 06/10/2011 19:30

GC Column: CLP-2 ID: 0.53(mm) Calib End Date: 06/10/2011 20:45

Lab File ID: P1362825.D

Analyte	RT	RT WINDOW TO	RT WINDOW FROM
PCB-1016 Peak 1	2.11	2.06	2.16
PCB-1016 Peak 2	2.53	2.48	2.58
PCB-1016 Peak 3	3.01	2.96	3.06
PCB-1016 Peak 4	3.16	3.11	3.21
PCB-1016 Peak 5	3.27	3.22	3.32
PCB-1260 Peak 1	5.08	5.03	5.13
PCB-1260 Peak 2	5.33	5.28	5.38
PCB-1260 Peak 3	5.83	5.78	5.88
PCB-1260 Peak 4	6.44	6.39	6.49
PCB-1260 Peak 5	6.84	6.79	6.89
Tetrachloro-m-xylene	1.63	1.58	1.68
Decachlorobiphenyl	8.14	8.09	8.19

FORM VII
GC SEMI VOA CONTINUING CALIBRATION DATA

Lab Name: TestAmerica North Canton Job No.: 240-1028-1

SDG No.:

Lab Sample ID: CCV 240-6431/33 Calibration Date: 06/29/2011 02:31

Instrument ID: A2HP13 Calib Start Date: 06/10/2011 19:30

GC Column: CLP-1 ID: 0.53(mm) Calib End Date: 06/10/2011 20:45

Lab File ID: P1362833.D Conc. Units: ng/uL

ANALYTE	CURVE TYPE	AVE CF	CF	MIN CF	CALC AMOUNT	SPIKE AMOUNT	%D	MAX %D
PCB-1016 Peak 1	Ave	113350337	98707842		0.435	0.500	-12.9	20.0
PCB-1016 Peak 2	Ave	181448143	171947108		0.474	0.500	-5.2	20.0
PCB-1016 Peak 3	Ave	395538572	398394686		0.504	0.500	0.7	20.0
PCB-1016 Peak 4	Ave	168953212	161580674		0.478	0.500	-4.4	20.0
PCB-1016 Peak 5	Ave	111394350	106298890		0.477	0.500	-4.6	20.0
PCB-1260 Peak 1	Ave	244111963	230027080		0.471	0.500	-5.8	20.0
PCB-1260 Peak 2	Ave	527110717	510046448		0.484	0.500	-3.2	20.0
PCB-1260 Peak 3	Ave	466356170	450248674		0.483	0.500	-3.5	20.0
PCB-1260 Peak 4	Ave	806305909	785490550		0.487	0.500	-2.6	20.0
PCB-1260 Peak 5	Ave	327827711	316072796		0.482	0.500	-3.6	20.0
Tetrachloro-m-xylene	Ave	5961253188	5553865600		0.0233	0.0250	-6.8	20.0
Decachlorobiphenyl	Ave	5392536235	5258328440		0.0244	0.0250	-2.5	20.0

FORM VII
GC SEMI VOA CONTINUING CALIBRATION RETENTION TIME SUMMARY

Lab Name: TestAmerica North Canton Job No.: 240-1028-1

SDG No.:

Lab Sample ID: CCV 240-6431/33 Calibration Date: 06/29/2011 02:31

Instrument ID: A2HP13 Calib Start Date: 06/10/2011 19:30

GC Column: CLP-1 ID: 0.53(mm) Calib End Date: 06/10/2011 20:45

Lab File ID: P1362833.D

Analyte	RT	RT WINDOW TO	RT WINDOW FROM
PCB-1016 Peak 1	1.48	1.43	1.53
PCB-1016 Peak 2	1.78	1.73	1.83
PCB-1016 Peak 3	2.19	2.14	2.24
PCB-1016 Peak 4	2.32	2.27	2.37
PCB-1016 Peak 5	2.38	2.33	2.43
PCB-1260 Peak 1	4.00	3.95	4.05
PCB-1260 Peak 2	4.31	4.26	4.36
PCB-1260 Peak 3	4.60	4.55	4.65
PCB-1260 Peak 4	5.35	5.30	5.40
PCB-1260 Peak 5	5.64	5.59	5.69
Tetrachloro-m-xylene	1.20	1.15	1.25
Decachlorobiphenyl	6.86	6.81	6.91

FORM VII
GC SEMI VOA CONTINUING CALIBRATION DATA

Lab Name: TestAmerica North Canton Job No.: 240-1028-1

SDG No.:

Lab Sample ID: CCV 240-6431/33 Calibration Date: 06/29/2011 02:31

Instrument ID: A2HP13 Calib Start Date: 06/10/2011 19:30

GC Column: CLP-2 ID: 0.53(mm) Calib End Date: 06/10/2011 20:45

Lab File ID: P1362833.D Conc. Units: ng/uL

ANALYTE	CURVE TYPE	AVE CF	CF	MIN CF	CALC AMOUNT	SPIKE AMOUNT	%D	MAX %D
PCB-1016 Peak 1	Ave	49073453	47147692		0.480	0.500	-3.9	20.0
PCB-1016 Peak 2	Ave	95996991	95162396		0.496	0.500	-0.9	20.0
PCB-1016 Peak 3	Ave	201951124	208325038		0.516	0.500	3.2	20.0
PCB-1016 Peak 4	Ave	87284951	85274148		0.489	0.500	-2.3	20.0
PCB-1016 Peak 5	Ave	68368175	67964796		0.497	0.500	-0.6	20.0
PCB-1260 Peak 1	Ave	133785153	121972512		0.456	0.500	-8.8	20.0
PCB-1260 Peak 2	Ave	151746464	142939834		0.471	0.500	-5.8	20.0
PCB-1260 Peak 3	Ave	122443788	113087308		0.462	0.500	-7.6	20.0
PCB-1260 Peak 4	Ave	296731974	281415088		0.474	0.500	-5.2	20.0
PCB-1260 Peak 5	Ave	208320715	202682574		0.487	0.500	-2.7	20.0
Tetrachloro-m-xylene	Ave	2913739370	2875686720		0.0247	0.0250	-1.3	20.0
Decachlorobiphenyl	Ave	2408118942	2406267360		0.0250	0.0250	-0.0	20.0

FORM VII
GC SEMI VOA CONTINUING CALIBRATION RETENTION TIME SUMMARY

Lab Name: TestAmerica North Canton Job No.: 240-1028-1

SDG No.:

Lab Sample ID: CCV 240-6431/33 Calibration Date: 06/29/2011 02:31

Instrument ID: A2HP13 Calib Start Date: 06/10/2011 19:30

GC Column: CLP-2 ID: 0.53(mm) Calib End Date: 06/10/2011 20:45

Lab File ID: P1362833.D

Analyte	RT	RT WINDOW TO	RT WINDOW FROM
PCB-1016 Peak 1	2.11	2.06	2.16
PCB-1016 Peak 2	2.53	2.48	2.58
PCB-1016 Peak 3	3.01	2.96	3.06
PCB-1016 Peak 4	3.16	3.11	3.21
PCB-1016 Peak 5	3.27	3.22	3.32
PCB-1260 Peak 1	5.08	5.03	5.13
PCB-1260 Peak 2	5.33	5.28	5.38
PCB-1260 Peak 3	5.83	5.78	5.88
PCB-1260 Peak 4	6.45	6.40	6.50
PCB-1260 Peak 5	6.84	6.79	6.89
Tetrachloro-m-xylene	1.63	1.58	1.68
Decachlorobiphenyl	8.14	8.09	8.19

FORM IV
GC SEMI VOA METHOD BLANK SUMMARY

Lab Name: TestAmerica North Canton Job No.: 240-1028-1

SDG No.:

Lab Sample ID: MB 240-5996/23-A

Matrix: Solid Date Extracted: 06/24/2011 12:04

Lab File ID:(1) P1362815.D Lab File ID:(2) P1362815.D

Date Analyzed:(1) 06/28/2011 22:03 Date Analyzed:(2) 06/28/2011 22:03

Instrument ID:(1) A2HP13 Instrument ID:(2) A2HP13

GC Column:(1) CLP-2 ID: 0.53(mm) GC Column:(2) CLP-1 ID: 0.53(mm)

THIS METHOD BLANK APPLIES TO THE FOLLOWING SAMPLES:

CLIENT SAMPLE ID	LAB SAMPLE ID	DATE ANALYZED 1	DATE ANALYZED 2
DR-TP-A47-10	240-1028-1	06/28/2011 22:32	06/28/2011 22:32
DR-TP-A45-08	240-1028-2	06/28/2011 22:47	06/28/2011 22:47
DR-TP-A46-06	240-1028-3	06/28/2011 23:02	06/28/2011 23:02
DR-TP-A48-04	240-1028-4	06/28/2011 23:17	06/28/2011 23:17
	LCS 240-5996/24-A	06/29/2011 00:17	06/29/2011 00:17
	240-1030-C-1-P MS	06/29/2011 02:02	06/29/2011 02:02
	240-1030-C-1-Q MSD	06/29/2011 02:17	06/29/2011 02:17

FORM I
GC SEMI VOA ORGANICS ANALYSIS DATA SHEET

Lab Name: TestAmerica North Canton | Job No.: 240-1028-1

SDG No.:

Client Sample ID: | Lab Sample ID: MB 240-5996/23-A

Matrix: Solid | Lab File ID: P1362815.D

Analysis Method: 8082A | Date Collected:

Extraction Method: 3540C | Date Extracted: 06/24/2011 12:04

Sample wt/vol: 30.00(g) | Date Analyzed: 06/28/2011 22:03

Con. Extract Vol.: 10.00(mL) | Dilution Factor: 1

Injection Volume: 1(uL) | GC Column: CLP-1 ID: 0.53(mm)

% Moisture: | GPC Cleanup:(Y/N) N

Analysis Batch No.: 6431 | Units: ug/Kg

CAS NO.	COMPOUND NAME	RESULT	Q	RL	MDL
12674-11-2	*Aroclor-1016*	*33*	*U*	*33*	*21*
11104-28-2	*Aroclor-1221*	*33*	*U*	*33*	*16*
11141-16-5	*Aroclor-1232*	*33*	*U*	*33*	*14*
53469-21-9	*Aroclor-1242*	*33*	*U*	*33*	*13*
12672-29-6	*Aroclor-1248*	*33*	*U*	*33*	*17*
11097-69-1	*Aroclor-1254*	*33*	*U*	*33*	*17*
11096-82-5	*Aroclor-1260*	*33*	*U*	*33*	*17*

CAS NO.	SURROGATE	%REC	Q	LIMITS
877-09-8	Tetrachloro-m-xylene	83		29-151
2051-24-3	Decachlorobiphenyl	100		14-163

FORM I
GC SEMI VOA ORGANICS ANALYSIS DATA SHEET

Lab Name: TestAmerica North Canton
Job No.: 240-1028-1
SDG No.:
Client Sample ID:
Lab Sample ID: MB 240-5996/23-A
Matrix: Solid
Lab File ID: P1362815.D
Analysis Method: 8082A
Date Collected:
Extraction Method: 3540C
Date Extracted: 06/24/2011 12:04
Sample wt/vol: 30.00(g)
Date Analyzed: 06/28/2011 22:03
Con. Extract Vol.: 10.00(mL)
Dilution Factor: 1
Injection Volume: 1(uL)
GC Column: CLP-2 ID: 0.53(mm)
% Moisture:
GPC Cleanup:(Y/N) N
Analysis Batch No.: 6431
Units: ug/Kg

CAS NO.	COMPOUND NAME	RESULT	Q	RL	MDL
12674-11-2	Aroclor-1016	33	U	33	21
11104-28-2	Aroclor-1221	33	U	33	16
11141-16-5	Aroclor-1232	33	U	33	14
53469-21-9	Aroclor-1242	33	U	33	13
12672-29-6	Aroclor-1248	33	U	33	17
11097-69-1	Aroclor-1254	33	U	33	17
11096-82-5	Aroclor-1260	33	U	33	17

CAS NO.	SURROGATE	%REC	Q	LIMITS
877-09-8	Tetrachloro-m-xylene	90		29-151
2051-24-3	Decachlorobiphenyl	120		14-163

FORM II
GC SEMI VOA SURROGATE RECOVERY

Lab Name: TestAmerica North Canton Job No.: 240-1028-1

SDG No.:

Matrix: Solid Level: Low

GC Column (1): CLP-2 ID: 0.53 (mm) GC Column (2): CLP-1 ID: 0.53 (mm)

Client Sample ID	Lab Sample ID	TCX1	#	TCX2	#	DCB1	#	DCB2	#
DR-TP-A47-10	240-1028-1	83		79		104		77	
DR-TP-A45-08	240-1028-2	79		73		89		72	
DR-TP-A46-06	240-1028-3	86		78		88		85	
DR-TP-A48-04	240-1028-4	76		69		85		75	
	MB 240-5996/23-A	90		83		120		100	
	LCS 240-5996/24-A	99		92		122		92	
	240-1030-C-1-P MS	97		91		122		106	
	240-1030-C-1-Q MSD	85		34		147		335	X

	QC LIMITS
TCX = Tetrachloro-m-xylene	29-151
DCB = Decachlorobiphenyl	14-163

Column to be used to flag recovery values

FORM II 8082A

FORM III
GC SEMI VOA LAB CONTROL SAMPLE RECOVERY

Lab Name: TestAmerica North Canton Job No.: 240-1028-1

SDG No.:

Matrix: Solid Level: Low Lab File ID: P1362824.D

Lab ID: LCS 240-5996/24-A Client ID:

COMPOUND	SPIKE ADDED (ug/Kg)	LCS CONCENTRATION (ug/Kg)	LCS % REC	QC LIMITS REC	#
Aroclor-1016	333	313	94	62-120	
Aroclor-1016	333	308	92	62-120	
Aroclor-1260	333	347	104	56-122	
Aroclor-1260	333	317	95	56-122	

Column to be used to flag recovery and RPD values

FORM III 8082A

FORM III
GC SEMI VOA MATRIX SPIKE RECOVERY

Lab Name: TestAmerica North Canton Job No.: 240-1028-1

SDG No.:

Matrix: Solid Level: Low Lab File ID: P1362831.D

Lab ID: 240-1030-C-1-P MS Client ID:

COMPOUND	SPIKE ADDED (ug/Kg)	SAMPLE CONCENTRATION (ug/Kg)	MS CONCENTRATION (ug/Kg)	MS % REC	QC LIMITS REC	#
Aroclor-1016	401	39 U	421	105	22-157	
Aroclor-1016	401	39 U	358	89	22-157	
Aroclor-1260	401	21 J	378	89	13-161	
Aroclor-1260	401	24 J	341	79	13-161	

Column to be used to flag recovery and RPD values

FORM III 8082A

FORM III
GC SEMI VOA MATRIX SPIKE DUPLICATE RECOVERY

Lab Name: TestAmerica North Canton Job No.: 240-1028-1

SDG No.:

Matrix: Solid Level: Low Lab File ID: P1362832.D

Lab ID: 240-1030-C-1-Q MSD Client ID:

COMPOUND	SPIKE ADDED (ug/Kg)	MSD CONCENTRATION (ug/Kg)	MSD % REC	% RPD	QC LIMITS RPD	QC LIMITS REC	#
Aroclor-1016	400	444	111	5	30	22-157	
Aroclor-1016	400	416	104	15	30	22-157	
Aroclor-1260	400	324	76	16	30	13-161	
Aroclor-1260	400	320	74	6	30	13-161	

Column to be used to flag recovery and RPD values

FORM III 8082A

GC VOA ANALYSIS RUN LOG

Lab Name: TestAmerica Chicago Job No.: 240-1028-1

SDG No.:

Instrument ID: INST13-14 Start Date: 06/03/2011 12:11

Analysis Batch Number: 115481 End Date: 06/03/2011 16:13

LAB SAMPLE ID	CLIENT SAMPLE ID	DATE ANALYZED	DILUTION FACTOR	LAB FILE ID	COLUMN ID
IC 500-115481/2		06/03/2011 12:11	1	06031114_019.d	DB624 0.2(mm)
IC 500-115481/3		06/03/2011 12:46	1	06031114_020.d	DB624 0.2(mm)
IC 500-115481/4		06/03/2011 13:21	1	06031114_021.d	DB624 0.2(mm)
IC 500-115481/5		06/03/2011 13:55	1	06031114_022.d	DB624 0.2(mm)
IC 500-115481/6		06/03/2011 14:30	1	06031114_023.d	DB624 0.2(mm)
IC 500-115481/7		06/03/2011 15:04	1	06031114_024.d	DB624 0.2(mm)
IC 500-115481/8		06/03/2011 15:39	1	06031114_025.d	DB624 0.2(mm)
ICV 500-115481/9		06/03/2011 16:13	1	06031114_026.d	DB624 0.2(mm)

GC VOA ANALYSIS RUN LOG

Lab Name: TestAmerica Chicago Job No.: 240-1028-1

SDG No.:

Instrument ID: INST13-14 Start Date: 06/18/2011 06:18

Analysis Batch Number: 116913 End Date: 06/18/2011 16:57

LAB SAMPLE ID	CLIENT SAMPLE ID	DATE ANALYZED	DILUTION FACTOR	LAB FILE ID	COLUMN ID
ZZZZZ		06/18/2011 06:18	1		DB624 0.2(mm)
CCV 500-116913/2		06/18/2011 06:53	1	06181114_002.d	DB624 0.2(mm)
MB 500-116913/3		06/18/2011 07:29	1	06181114_003.d	DB624 0.2(mm)
LCS 500-116913/4		06/18/2011 08:04	1	06181114_004.d	DB624 0.2(mm)
ZZZZZ		06/18/2011 09:16	1		DB624 0.2(mm)
240-990-E-1 MS		06/18/2011 09:51	1	06181114_007.d	DB624 0.2(mm)
240-990-E-1 MSD		06/18/2011 10:26	1	06181114_008.d	DB624 0.2(mm)
ZZZZZ		06/18/2011 11:02	1		DB624 0.2(mm)
ZZZZZ		06/18/2011 11:38	1		DB624 0.2(mm)
ZZZZZ		06/18/2011 12:13	1		DB624 0.2(mm)
ZZZZZ		06/18/2011 12:49	1		DB624 0.2(mm)
CCV 500-116913/13		06/18/2011 13:24	1	06181114_013.d	DB624 0.2(mm)
ZZZZZ		06/18/2011 14:00	1		DB624 0.2(mm)
240-1028-1	DR-TP-A47-10	06/18/2011 14:35	1	06181114_015.d	DB624 0.2(mm)
240-1028-2	DR-TP-A45-08	06/18/2011 15:11	1	06181114_016.d	DB624 0.2(mm)
240-1028-3	DR-TP-A46-06	06/18/2011 15:46	1	06181114_017.d	DB624 0.2(mm)
240-1028-4	DR-TP-A48-04	06/18/2011 16:22	1	06181114_018.d	DB624 0.2(mm)
CCV 500-116913/19		06/18/2011 16:57	1	06181114_019.d	DB624 0.2(mm)

FORM VI
GC VOA INITIAL CALIBRATION DATA
EXTERNAL STANDARD RETENTION TIME SUMMARY

Lab Name: TestAmerica Chicago Job No.: 240-1028-1 Analy Batch No.: 115481

SDG No.:

Instrument ID: INST13-14 GC Column: DB624 ID: 0.2(mm) Heated Purge: (Y/N) Y

Calibration Start Date: 06/03/2011 12:11 Calibration End Date: 06/03/2011 15:39 Calibration ID: 4716

Calibration Files:

LEVEL:	LAB SAMPLE ID:	LAB FILE ID:
Level 1	IC 500-115481/2	06031114_019.d
Level 2	IC 500-115481/3	06031114_020.d
Level 3	IC 500-115481/4	06031114_021.d
Level 4	IC 500-115481/5	06031114_022.d
Level 5	IC 500-115481/6	06031114_023.d
Level 6	IC 500-115481/7	06031114_024.d
Level 7	IC 500-115481/8	06031114_025.d

ANALYTE	LVL 1	LVL 2	LVL 3	LVL 4	LVL 5	LVL 6	LVL 7	RT WINDOW	AVG RT
Gasoline Range Organics (C6-C9)	13.611	13.611	13.611	13.611	13.611	13.611	13.611	6.071 - 21.152	13.611
Gasoline Range Organics (GRO)-C5-C12	14.725	14.725	14.725	14.725	14.725	14.725	14.725	4.514 - 24.935	14.725
Gasoline Range Organics (GRO)-C6-C12	15.503	15.503	15.503	15.503	15.503	15.503	15.503	6.071 - 24.935	15.503
Gasoline Range Organics (GRO)-C6-C10	16.245	16.245	16.245	16.245	16.245	16.245	16.245	6.071 - 26.420	16.245
a,a,a-Trifluorotoluene	11.808	11.808	11.808	11.808	11.817	11.808	11.808	11.717 - 11.917	11.809
4-Bromofluorobenzene	19.400	19.400	19.392	19.400	19.400	19.400	19.400	19.300 - 19.500	19.399

FORM VI
GC VOA INITIAL CALIBRATION DATA
EXTERNAL STANDARD CURVE EVALUTION

Lab Name: TestAmerica Chicago Job No.: 240-1028-1 Analy Batch No.: 115481

SDG No.:

Instrument ID: INST13-14 GC Column: DB624 ID: 0.2(mm) Heated Purge: (Y/N) Y

Calibration Start Date: 06/03/2011 12:11 Calibration End Date: 06/03/2011 15:39 Calibration ID: 4716

Calibration Files:

LEVEL:	LAB SAMPLE ID:	LAB FILE ID:
Level 1	IC 500-115481/2	06031114_019.d
Level 2	IC 500-115481/3	06031114_020.d
Level 3	IC 500-115481/4	06031114_021.d
Level 4	IC 500-115481/5	06031114_022.d
Level 5	IC 500-115481/6	06031114_023.d
Level 6	IC 500-115481/7	06031114_024.d
Level 7	IC 500-115481/8	06031114_025.d

ANALYTE	CF				CURVE TYPE	COEFFICIENT			#	MIN CF	%RSD	#	MAX %RSD	R^2 OR COD	#	MIN R^2 OR COD
	LVL 1 LVL 5	LVL 2 LVL 6	LVL 3 LVL 7	LVL 4		B	M1	M2								
Gasoline Range Organics (C6-C9)	8882.4 7446.7	7791.0 7540.6	7587.8 7219.6	7322.1	Lin2	30936.3054	7285.80266							1.0000		0.9900
Gasoline Range Organics (GRO)-C5-C12	11032 8410.0	9084.4 8503.4	8692.9 8133.7	8253.8	Lin2	55917.2347	8152.55191							0.9990		0.9900
Gasoline Range Organics (GRO)-C6-C12	10706 8080.7	8750.3 8174.9	8387.0 7822.0	7965.0	Lin2	55653.5982	7838.30756							0.9990		0.9900
Gasoline Range Organics (GRO)-C6-C10	11136 8173.8	8876.7 8263.5	8500.1 7911.3	8060.4	Lin2	62452.3887	7898.60895							0.9990		0.9900
a,a,a-Trifluorotoluene	9950.0 8688.5	8928.4 8672.5	8699.0 8417.1	8729.6	Lin2	70.7532755	534.365942							1.0000		0.9900
4-Bromofluorobenzene	6652.0 6080.3	5808.8 6199.9	5708.6 6047.0	6045.3	Lin2	79.5610807	550.644503							0.9990		0.9900

Note: The ml coefficient is the same as Ave CF for an Ave curve type.

FORM VII
GC VOA CONTINUING CALIBRATION DATA

Lab Name: TestAmerica Chicago Job No.: 240-1028-1

SDG No.:

Lab Sample ID: ICV 500-115481/9 Calibration Date: 06/03/2011 16:13

Instrument ID: INST13-14 Calib Start Date: 06/03/2011 12:11

GC Column: DB624 ID: 0.20(mm) Calib End Date: 06/03/2011 15:39

Lab File ID: 06031114_026.d Conc. Units: ug/L Heated Purge: (Y/N) Y

ANALYTE	CURVE TYPE	AVE CF	CF	MIN CF	CALC AMOUNT	SPIKE AMOUNT	%D	MAX %D
Gasoline Range Organics (C6-C9)	Lin2		7521		202	200	1.1	15.0
Gasoline Range Organics (GRO)-C5-C12	Lin2		8385		199	200	-0.6	15.0
Gasoline Range Organics (GRO)-C6-C12	Lin2		8147		201	200	0.4	15.0
Gasoline Range Organics (GRO)-C6-C10	Lin2		8223		200	200	0.2	15.0
a,a,a-Trifluorotoluene	Lin2		8451		20.4	20.0	2.0	15.0
4-Bromofluorobenzene	Lin2		5788		19.8	20.0	-1.0	15.0

FORM VII
GC VOA CONTINUING CALIBRATION RETENTION TIME SUMMARY

Lab Name: TestAmerica Chicago
Job No.: 240-1028-1

SDG No.:

Lab Sample ID: ICV 500-115481/9
Calibration Date: 06/03/2011 16:13

Instrument ID: INST13-14
Calib Start Date: 06/03/2011 12:11

GC Column: DB624 ID: 0.20(mm)
Calib End Date: 06/03/2011 15:39

Lab File ID: 06031114_026.d
Heated Purge: (Y/N) Y

Analyte	RT	RT WINDOW TO	RT WINDOW FROM
Gasoline Range Organics (C6-C9)	13.61	6.07	21.15
Gasoline Range Organics (GRO)-C5-C12	14.73	4.51	24.94
Gasoline Range Organics (GRO)-C6-C12	15.50	6.07	24.94
Gasoline Range Organics (GRO)-C6-C10	16.25	6.07	26.42
a,a,a-Trifluorotoluene	11.81	11.72	11.92
4-Bromofluorobenzene	19.39	19.30	19.50

FORM VII
GC VOA CONTINUING CALIBRATION DATA

Lab Name: TestAmerica Chicago Job No.: 240-1028-1

SDG No.:

Lab Sample ID: CCV 500-116913/2 Calibration Date: 06/18/2011 06:53

Instrument ID: INST13-14 Calib Start Date: 06/03/2011 12:11

GC Column: DB624 ID: 0.20(mm) Calib End Date: 06/03/2011 15:39

Lab File ID: 06181114_002.d Conc. Units: ug/L Heated Purge: (Y/N) Y

ANALYTE	CURVE TYPE	AVE CF	CF	MIN CF	CALC AMOUNT	SPIKE AMOUNT	%D	MAX %D
Gasoline Range Organics (C6-C9)	Lin2		7906		430	400	7.5	15.0
Gasoline Range Organics (GRO)-C5-C12	Lin2		9011		435	400	8.8	15.0
Gasoline Range Organics (GRO)-C6-C12	Lin2		8631		433	400	8.3	15.0
Gasoline Range Organics (GRO)-C6-C10	Lin2		8738		435	400	8.7	15.0
a,a,a-Trifluorotoluene	Lin2		8806		20.5	20.0	2.5	15.0
4-Bromofluorobenzene	Lin2		6119		20.3	20.0	1.5	15.0

FORM VII

GC VOA CONTINUING CALIBRATION RETENTION TIME SUMMARY

Lab Name: TestAmerica Chicago Job No.: 240-1028-1

SDG No.:

Lab Sample ID: CCV 500-116913/2 Calibration Date: 06/18/2011 06:53

Instrument ID: INST13-14 Calib Start Date: 06/03/2011 12:11

GC Column: DB624 ID: 0.20(mm) Calib End Date: 06/03/2011 15:39

Lab File ID: 06181114_002.d Heated Purge: (Y/N) Y

Analyte	RT	RT WINDOW TO	RT WINDOW FROM
Gasoline Range Organics (C6-C9)	13.59	6.05	21.13
Gasoline Range Organics (GRO)-C5-C12	14.71	4.50	24.92
Gasoline Range Organics (GRO)-C6-C12	15.49	6.05	24.92
Gasoline Range Organics (GRO)-C6-C10	16.23	6.05	26.40
a,a,a-Trifluorotoluene	11.78	11.69	11.89
4-Bromofluorobenzene	19.38	19.28	19.48

FORM VII
GC VOA CONTINUING CALIBRATION DATA

Lab Name: TestAmerica Chicago Job No.: 240-1028-1

SDG No.:

Lab Sample ID: CCV 500-116913/13 Calibration Date: 06/18/2011 13:24

Instrument ID: INST13-14 Calib Start Date: 06/03/2011 12:11

GC Column: DB624 ID: 0.20(mm) Calib End Date: 06/03/2011 15:39

Lab File ID: 06181114_013.d Conc. Units: ug/L Heated Purge: (Y/N) Y

ANALYTE	CURVE TYPE	AVE CF	CF	MIN CF	CALC AMOUNT	SPIKE AMOUNT	%D	MAX %D
Gasoline Range Organics (C6-C9)	Lin2		7636		415	400	3.8	15.0
Gasoline Range Organics (GRO)-C5-C12	Lin2		8683		419	400	4.8	15.0
Gasoline Range Organics (GRO)-C6-C12	Lin2		8330		418	400	4.5	15.0
Gasoline Range Organics (GRO)-C6-C10	Lin2		8422		419	400	4.7	15.0
a,a,a-Trifluorotoluene	Lin2		8411		19.5	20.0	-2.5	15.0
4-Bromofluorobenzene	Lin2		5888		19.6	20.0	-2.0	15.0

FORM VII
GC VOA CONTINUING CALIBRATION RETENTION TIME SUMMARY

Lab Name: TestAmerica Chicago | Job No.: 240-1028-1

SDG No.:

Lab Sample ID: CCV 500-116913/13 | Calibration Date: 06/18/2011 13:24

Instrument ID: INST13-14 | Calib Start Date: 06/03/2011 12:11

GC Column: DB624 ID: 0.20(mm) | Calib End Date: 06/03/2011 15:39

Lab File ID: 06181114_013.d | Heated Purge: (Y/N) Y

Analyte	RT	RT WINDOW TO	RT WINDOW FROM
Gasoline Range Organics (C6-C9)	13.59	6.05	21.13
Gasoline Range Organics (GRO)-C5-C12	14.71	4.50	24.92
Gasoline Range Organics (GRO)-C6-C12	15.49	6.05	24.92
Gasoline Range Organics (GRO)-C6-C10	16.23	6.05	26.40
a,a,a-Trifluorotoluene	11.78	11.69	11.89
4-Bromofluorobenzene	19.38	19.28	19.48

FORM VII
GC VOA CONTINUING CALIBRATION DATA

Lab Name: TestAmerica Chicago Job No.: 240-1028-1

SDG No.:

Lab Sample ID: CCV 500-116913/19 Calibration Date: 06/18/2011 16:57

Instrument ID: INST13-14 Calib Start Date: 06/03/2011 12:11

GC Column: DB624 ID: 0.20(mm) Calib End Date: 06/03/2011 15:39

Lab File ID: 06181114_019.d Conc. Units: ug/L Heated Purge: (Y/N) Y

ANALYTE	CURVE TYPE	AVE CF	CF	MIN CF	CALC AMOUNT	SPIKE AMOUNT	%D	MAX %D
Gasoline Range Organics (C6-C9)	Lin2		7543		410	400	2.5	15.0
Gasoline Range Organics (GRO)-C5-C12	Lin2		8544		412	400	3.1	15.0
Gasoline Range Organics (GRO)-C6-C12	Lin2		8222		413	400	3.1	15.0
Gasoline Range Organics (GRO)-C6-C10	Lin2		8315		413	400	3.3	15.0
a,a,a-Trifluorotoluene	Lin2		8647		20.2	20.0	1.0	15.0
4-Bromofluorobenzene	Lin2		6168		20.5	20.0	2.5	15.0

FORM VII
GC VOA CONTINUING CALIBRATION RETENTION TIME SUMMARY

Lab Name: TestAmerica Chicago | Job No.: 240-1028-1

SDG No.:

Lab Sample ID: CCV 500-116913/19 | Calibration Date: 06/18/2011 16:57

Instrument ID: INST13-14 | Calib Start Date: 06/03/2011 12:11

GC Column: DB624 ID: 0.20(mm) | Calib End Date: 06/03/2011 15:39

Lab File ID: 06181114_019.d | Heated Purge: (Y/N) Y

Analyte	RT	RT WINDOW TO	RT WINDOW FROM
Gasoline Range Organics (C6-C9)	13.59	6.05	21.13
Gasoline Range Organics (GRO)-C5-C12	14.71	4.50	24.92
Gasoline Range Organics (GRO)-C6-C12	15.49	6.05	24.92
Gasoline Range Organics (GRO)-C6-C10	16.23	6.05	26.40
a,a,a-Trifluorotoluene	11.79	11.69	11.89
4-Bromofluorobenzene	19.38	19.28	19.48

FORM IV
GC VOA METHOD BLANK SUMMARY

Lab Name: TestAmerica Chicago Job No.: 240-1028-1

SDG No.:

Lab Sample ID: MB 500-116913/3

Matrix: Solid Date Extracted: 06/18/2011 07:29

Lab File ID:(1) 06181114_003.d Lab File ID:(2)

Date Analyzed:(1) 06/18/2011 07:29 Date Analyzed:(2)

Instrument ID:(1) INST13-14 Instrument ID:(2)

GC Column:(1) DB624 ID: 0.2(mm) GC Column:(2) ID:

THIS METHOD BLANK APPLIES TO THE FOLLOWING SAMPLES:

CLIENT SAMPLE ID	LAB SAMPLE ID	DATE ANALYZED 1	DATE ANALYZED 2
	LCS 500-116913/4	06/18/2011 08:04	
	240-990-E-1 MS	06/18/2011 09:51	
	240-990-E-1 MSD	06/18/2011 10:26	
DR-TP-A47-10	240-1028-1	06/18/2011 14:35	
DR-TP-A45-08	240-1028-2	06/18/2011 15:11	
DR-TP-A46-06	240-1028-3	06/18/2011 15:46	
DR-TP-A48-04	240-1028-4	06/18/2011 16:22	

FORM I
GC VOA ORGANICS ANALYSIS DATA SHEET

Lab Name: TestAmerica Chicago	Job No.: 240-1028-1
SDG No.:	
Client Sample ID:	Lab Sample ID: MB 500-116913/3
Matrix: Solid	Lab File ID: 06181114_003.d
Analysis Method: 8015C	Date Collected:
Sample wt/vol: 5(g)	Date Analyzed: 06/18/2011 07:29
Soil Aliquot Vol:	Dilution Factor: 1
Soil Extract Vol.:	GC Column: DB624 ID: 0.2(mm)
% Moisture:	Level: (low/med) Low
Analysis Batch No.: 116913	Units: ug/Kg

CAS NO.	COMPOUND NAME	RESULT	Q	RL	MDL
8006-61-9	Gasoline Range Organics (GRO)-C6-C10	50	U	50	25

CAS NO.	SURROGATE	%REC	Q	LIMITS
98-08-8	a,a,a-Trifluorotoluene	103		64-116
460-00-4	4-Bromofluorobenzene	99		51-117

FORM II
GC VOA SURROGATE RECOVERY

Lab Name: TestAmerica Chicago Job No.: 240-1028-1

SDG No.:

Matrix: Solid Level: Low

GC Column (1): DB624 ID: 0.2 (mm)

Client Sample ID	Lab Sample ID	TFT1	#	BFB1	#
DR-TP-A47-10	240-1028-1	77		64	
DR-TP-A45-08	240-1028-2	80		63	
DR-TP-A46-06	240-1028-3	91		82	
DR-TP-A48-04	240-1028-4	73		59	
	MB 500-116913/3	103		99	
	LCS 500-116913/4	102		99	
	240-990-E-1 MS	85		77	
	240-990-E-1 MSD	92		84	

	QC LIMITS
TFT = a,a,a-Trifluorotoluene	64-116
BFB = 4-Bromofluorobenzene	51-117

Column to be used to flag recovery values

FORM II 8015C

FORM III
GC VOA LAB CONTROL SAMPLE RECOVERY

Lab Name: TestAmerica Chicago Job No.: 240-1028-1

SDG No.:

Matrix: Solid Level: Low Lab File ID: 06181114_004.d

Lab ID: LCS 500-116913/4 Client ID:

COMPOUND	SPIKE ADDED (ug/Kg)	LCS CONCENTRATION (ug/Kg)	LCS % REC	QC LIMITS REC	#
Gasoline Range Organics (GRO) -C6-C10	400	414	104	70-130	

Column to be used to flag recovery and RPD values

FORM III 8015C

FORM III
GC VOA MATRIX SPIKE RECOVERY

Lab Name: TestAmerica Chicago Job No.: 240-1028-1

SDG No.:

Matrix: Solid Level: Low Lab File ID: 06181114_007.d

Lab ID: 240-990-E-1 MS Client ID:

COMPOUND	SPIKE ADDED (ug/Kg)	SAMPLE CONCENTRATION (ug/Kg)	MS CONCENTRATION (ug/Kg)	MS % REC	QC LIMITS REC	#
Gasoline Range Organics (GRO) -C6-C10	448	56 U	330	74	70-130	

Column to be used to flag recovery and RPD values

FORM III 8015C

FORM III
GC VOA MATRIX SPIKE DUPLICATE RECOVERY

Lab Name: TestAmerica Chicago Job No.: 240-1028-1

SDG No.:

Matrix: Solid Level: Low Lab File ID: 06181114_008.d

Lab ID: 240-990-E-1 MSD Client ID:

COMPOUND	SPIKE ADDED (ug/Kg)	MSD CONCENTRATION (ug/Kg)	MSD % REC	% RPD	QC LIMITS RPD	QC LIMITS REC	#
Gasoline Range Organics (GRO) -C6-C10	448	364	81	10	30	70-130	

Column to be used to flag recovery and RPD values

FORM III 8015C

GC SEMI VOA ANALYSIS RUN LOG

Lab Name: TestAmerica North Canton Job No.: 240-1028-1

SDG No.:

Instrument ID: A2HP14F Start Date: 05/19/2011 12:01

Analysis Batch Number: 2165 End Date: 05/19/2011 14:02

LAB SAMPLE ID	CLIENT SAMPLE ID	DATE ANALYZED	DILUTION FACTOR	LAB FILE ID	COLUMN ID
STD1 240-2165/4 IC		05/19/2011 12:01	1	P14F0000004.D	RTX-5 0.53(mm)
STD2 240-2165/5 IC		05/19/2011 12:25	1	P14F0000005.D	RTX-5 0.53(mm)
STD3 240-2165/6 IC		05/19/2011 12:49	1	P14F0000006.D	RTX-5 0.53(mm)
STD4 240-2165/7 IC		05/19/2011 13:14	1	P14F0000007.D	RTX-5 0.53(mm)
STD5 240-2165/8 IC		05/19/2011 13:38	1	P14F0000008.D	RTX-5 0.53(mm)
ICV 240-2165/9		05/19/2011 14:02	1	P14F0000009.D	RTX-5 0.53(mm)

GC SEMI VOA ANALYSIS RUN LOG

Lab Name: TestAmerica North Canton Job No.: 240-1028-1

SDG No.:

Instrument ID: A2HP14F Start Date: 06/27/2011 13:33

Analysis Batch Number: 6219 End Date: 06/28/2011 03:47

LAB SAMPLE ID	CLIENT SAMPLE ID	DATE ANALYZED	DILUTION FACTOR	LAB FILE ID	COLUMN ID
CCVRT 240-6219/4		06/27/2011 13:33	1	P14F0000004.D	RTX-5 0.53(mm)
CCV 240-6219/17		06/27/2011 18:51	1	P14F0000017.D	RTX-5 0.53(mm)
240-1028-1	DR-TP-A47-10	06/27/2011 21:42	1	P14F0000024.D	RTX-5 0.53(mm)
240-1028-2	DR-TP-A45-08	06/27/2011 22:06	1	P14F0000025.D	RTX-5 0.53(mm)
240-1028-3	DR-TP-A46-06	06/27/2011 22:31	1	P14F0000026.D	RTX-5 0.53(mm)
240-1028-4	DR-TP-A48-04	06/27/2011 22:55	1	P14F0000027.D	RTX-5 0.53(mm)
ZZZZZ		06/27/2011 23:20	5		RTX-5 0.53(mm)
MB 240-5776/19-A		06/27/2011 23:44	1	P14F0000029.D	RTX-5 0.53(mm)
CCV 240-6219/30		06/28/2011 00:09	1	P14F0000030.D	RTX-5 0.53(mm)
ZZZZZ		06/28/2011 00:33	1		RTX-5 0.53(mm)
ZZZZZ		06/28/2011 00:58	1		RTX-5 0.53(mm)
ZZZZZ		06/28/2011 01:22	1		RTX-5 0.53(mm)
ZZZZZ		06/28/2011 01:46	1		RTX-5 0.53(mm)
ZZZZZ		06/28/2011 02:10	1		RTX-5 0.53(mm)
LCS 240-5776/20-A		06/28/2011 03:23	1	P14F0000038.D	RTX-5 0.53(mm)
CCV 240-6219/39		06/28/2011 03:47	1	P14F0000039.D	RTX-5 0.53(mm)

GC SEMI VOA BATCH WORKSHEET

Lab Name: TestAmerica North Canton Job No.: 240-1028-1

SDG No.:

Batch Number: 5776 Batch Start Date: 06/23/11 13:00 Batch Analyst: Malik, Scott

Batch Method: 3540C Batch End Date: 06/24/11 05:00

Lab Sample ID	Client Sample ID	Method Chain	Basis	InitialAmount	FinalAmount	EXDIESELSPKW 00006	EXTPHSURR 00003
240-1028-G-1	DR-TP-A47-10	3540C, 8015C	T	30.10 g	5 mL		1 mL
240-1028-G-2	DR-TP-A45-08	3540C, 8015C	T	30.05 g	5 mL		1 mL
240-1028-F-3	DR-TP-A46-06	3540C, 8015C	T	30.09 g	5 mL		1 mL
240-1028-G-4	DR-TP-A48-04	3540C, 8015C	T	30.06 g	5 mL		1 mL
MB 240-5776/19		3540C, 8015C		30 g	5 mL		1 mL
LCS 240-5776/20		3540C, 8015C		30 g	5 mL	1 mL	1 mL

Batch Notes

Balance ID	B-036
Batch Comment	SS SM/AR
First End time	032337
Na2SO4 Lot Number	010349
Prep Solvent Lot #	063634

Basis	Basis Description
T	Total/NA

FORM VIII
GC SEMI VOA ANALYTICAL SEQUENCE

Lab Name: TestAmerica North Canton Job No.: 240-1028-1

SDG No.:

Sample No.: CCVRT 240-6219/4 Date Analyzed: 06/27/2011 13:33

Instrument ID: A2HP14F GC Column: RTX-5 ID: 0.53(mm)

Lab File ID (Standard): P14F0000004.D Heated Purge: (Y/N) N

Calibration ID: 1050

THE ANALYTICAL SEQUENCE OF BLANKS, SAMPLES, STANDARDS, MS/MSDs AND LCSs IS GIVEN BELOW:

				C9 RT #
CONTINUING CALIBRATION SURROGATE				1.73
UPPER LIMIT				1.83
LOWER LIMIT				1.63
LAB SAMPLE ID	CLIENT SAMPLE ID	DATE ANALYZED	LAB FILE ID	
CCVRT 240-6219/4		06/27/2011 13:33	P14F0000004.D	1.73
CCV 240-6219/17		06/27/2011 18:51	P14F0000017.D	1.74
240-1028-1	DR-TP-A47-10	06/27/2011 21:42	P14F0000024.D	1.74
240-1028-2	DR-TP-A45-08	06/27/2011 22:06	P14F0000025.D	1.74
240-1028-3	DR-TP-A46-06	06/27/2011 22:31	P14F0000026.D	1.74
240-1028-4	DR-TP-A48-04	06/27/2011 22:55	P14F0000027.D	1.74
MB 240-5776/19-A		06/27/2011 23:44	P14F0000029.D	1.74
CCV 240-6219/30		06/28/2011 00:09	P14F0000030.D	1.74
LCS 240-5776/20-A		06/28/2011 03:23	P14F0000038.D	1.74
CCV 240-6219/39		06/28/2011 03:47	P14F0000039.D	1.73

C9 = n-Nonane

C9 RT Limit = ± 0.1 minutes of surrogate RT

Column used to flag values outside QC limits

FORM VIII 8015C

FORM VI
GC SEMI VOA INITIAL CALIBRATION DATA
EXTERNAL STANDARD RETENTION TIME SUMMARY

Lab Name: TestAmerica North Canton Job No.: 240-1028-1 Analy Batch No.: 2165

SDG No.:

Instrument ID: A2HP14F GC Column: RTX-5 ID: 0.53(mm) Heated Purge: (Y/N) N

Calibration Start Date: 05/19/2011 12:01 Calibration End Date: 05/19/2011 13:38 Calibration ID: 1050

Calibration Files:

LEVEL:	LAB SAMPLE ID:	LAB FILE ID:
Level 1	STD1 240-2165/4	P14F0000004.D
Level 2	STD2 240-2165/5	P14F0000005.D
Level 3	STD3 240-2165/6	P14F0000006.D
Level 4	STD4 240-2165/7	P14F0000007.D
Level 5	STD5 240-2165/8	P14F0000008.D

ANALYTE	LVL 1	LVL 2	LVL 3	LVL 4	LVL 5	RT WINDOW	AVG RT
Diesel	8.122	8.122	8.122	8.122	8.122	3.590 - 12.654	8.122
n-Nonane	1.752	1.753	1.757	1.755	1.757	1.702 - 1.802	1.755

FORM VI
GC SEMI VOA INITIAL CALIBRATION DATA
EXTERNAL STANDARD CURVE EVALUTION

Lab Name: TestAmerica North Canton Job No.: 240-1028-1 Analy Batch No.: 2165

SDG No.:

Instrument ID: A2HP14F GC Column: RTX-5 ID: 0.53(mm) Heated Purge: (Y/N) N

Calibration Start Date: 05/19/2011 12:01 Calibration End Date: 05/19/2011 13:38 Calibration ID: 1050

Calibration Files:

LEVEL:	LAB SAMPLE ID:	LAB FILE ID:
Level 1	STD1 240-2165/4	P14F0000004.D
Level 2	STD2 240-2165/5	P14F0000005.D
Level 3	STD3 240-2165/6	P14F0000006.D
Level 4	STD4 240-2165/7	P14F0000007.D
Level 5	STD5 240-2165/8	P14F0000008.D

ANALYTE	CF				CURVE TYPE	COEFFICIENT			#	MIN CF	%RSD	#	MAX %RSD	R^2 OR COD	#	MIN R^2 OR COD
	LVL 1 LVL 5	LVL 2	LVL 3	LVL 4		B	M1	M2								
Diesel	705763 336646	515461	435657	351683	Lin	44348394.0	314402.704							0.9980		0.9900
n-Nonane	413140 382989	431927	436350	381033	Ave		409087.891				6.4		20.0			

Note: The m1 coefficient is the same as Ave CF for an Ave curve type.

FORM VII
GC SEMI VOA CONTINUING CALIBRATION DATA

Lab Name: TestAmerica North Canton
Job No.: 240-1028-1

SDG No.:

Lab Sample ID: ICV 240-2165/9
Calibration Date: 05/19/2011 14:02

Instrument ID: A2HP14F
Calib Start Date: 05/19/2011 12:01

GC Column: RTX-5 ID: 0.53(mm)
Calib End Date: 05/19/2011 13:38

Lab File ID: P14F0000009.D
Conc. Units: ng/uL

ANALYTE	CURVE TYPE	AVE CF	CF	MIN CF	CALC AMOUNT	SPIKE AMOUNT	%D	MAX %D
Diesel	Lin		411800		514	500	2.8	20.0

FORM VII
GC SEMI VOA CONTINUING CALIBRATION RETENTION TIME SUMMARY

Lab Name: TestAmerica North Canton Job No.: 240-1028-1

SDG No.:

Lab Sample ID: ICV 240-2165/9 Calibration Date: 05/19/2011 14:02

Instrument ID: A2HP14F Calib Start Date: 05/19/2011 12:01

GC Column: RTX-5 ID: 0.53(mm) Calib End Date: 05/19/2011 13:38

Lab File ID: P14F0000009.D

Analyte	RT	RT WINDOW TO	RT WINDOW FROM
Diesel	8.12	3.59	12.65

FORM VII
GC SEMI VOA CONTINUING CALIBRATION DATA

Lab Name: TestAmerica North Canton Job No.: 240-1028-1

SDG No.:

Lab Sample ID: CCVRT 240-6219/4 Calibration Date: 06/27/2011 13:33

Instrument ID: A2HP14F Calib Start Date: 05/19/2011 12:01

GC Column: RTX-5 ID: 0.53(mm) Calib End Date: 05/19/2011 13:38

Lab File ID: P14F0000004.D Conc. Units: ng/uL

ANALYTE	CURVE TYPE	AVE CF	CF	MIN CF	CALC AMOUNT	SPIKE AMOUNT	%D	MAX %D
Diesel	Lin		412915		516	500	3.1	20.0
n-Nonane	Ave	409088	400315		48.9	50.0	-2.1	20.0

FORM VII
GC SEMI VOA CONTINUING CALIBRATION RETENTION TIME SUMMARY

Lab Name: TestAmerica North Canton Job No.: 240-1028-1

SDG No.:

Lab Sample ID: CCVRT 240-6219/4 Calibration Date: 06/27/2011 13:33

Instrument ID: A2HP14F Calib Start Date: 05/19/2011 12:01

GC Column: RTX-5 ID: 0.53(mm) Calib End Date: 05/19/2011 13:38

Lab File ID: P14F0000004.D

Analyte	RT	RT WINDOW	
		TO	FROM
Diesel	8.10	3.56	12.64
n-Nonane	1.73	1.68	1.78

FORM VII
GC SEMI VOA CONTINUING CALIBRATION DATA

Lab Name: TestAmerica North Canton Job No.: 240-1028-1

SDG No.:

Lab Sample ID: CCV 240-6219/17 Calibration Date: 06/27/2011 18:51

Instrument ID: A2HP14F Calib Start Date: 05/19/2011 12:01

GC Column: RTX-5 ID: 0.53(mm) Calib End Date: 05/19/2011 13:38

Lab File ID: P14F0000017.D Conc. Units: ng/uL

ANALYTE	CURVE TYPE	AVE CF	CF	MIN CF	CALC AMOUNT	SPIKE AMOUNT	%D	MAX %D
Diesel	Lin		356261		426	500	-14.9	20.0
n-Nonane	Ave	409088	416087		50.9	50.0	1.7	20.0

FORM VII
GC SEMI VOA CONTINUING CALIBRATION RETENTION TIME SUMMARY

Lab Name: TestAmerica North Canton Job No.: 240-1028-1

SDG No.:

Lab Sample ID: CCV 240-6219/17 Calibration Date: 06/27/2011 18:51

Instrument ID: A2HP14F Calib Start Date: 05/19/2011 12:01

GC Column: RTX-5 ID: 0.53(mm) Calib End Date: 05/19/2011 13:38

Lab File ID: P14F0000017.D

Analyte	RT	RT WINDOW TO	RT WINDOW FROM
Diesel	8.10	3.56	12.64
n-Nonane	1.74	1.68	1.78

FORM VII
GC SEMI VOA CONTINUING CALIBRATION DATA

Lab Name: TestAmerica North Canton Job No.: 240-1028-1

SDG No.:

Lab Sample ID: CCV 240-6219/30 Calibration Date: 06/28/2011 00:09

Instrument ID: A2HP14F Calib Start Date: 05/19/2011 12:01

GC Column: RTX-5 ID: 0.53(mm) Calib End Date: 05/19/2011 13:38

Lab File ID: P14F0000030.D Conc. Units: ng/uL

ANALYTE	CURVE TYPE	AVE CF	CF	MIN CF	CALC AMOUNT	SPIKE AMOUNT	%D	MAX %D
Diesel	Lin		399501		494	500	-1.1	20.0
n-Nonane	Ave	409088	441811		54.0	50.0	8.0	20.0

FORM VII
GC SEMI VOA CONTINUING CALIBRATION RETENTION TIME SUMMARY

Lab Name: TestAmerica North Canton Job No.: 240-1028-1

SDG No.:

Lab Sample ID: CCV 240-6219/30 Calibration Date: 06/28/2011 00:09

Instrument ID: A2HP14F Calib Start Date: 05/19/2011 12:01

GC Column: RTX-5 ID: 0.53(mm) Calib End Date: 05/19/2011 13:38

Lab File ID: P14F0000030.D

Analyte	RT	RT WINDOW TO	RT WINDOW FROM
Diesel	8.10	3.56	12.64
n-Nonane	1.74	1.68	1.78

FORM VII
GC SEMI VOA CONTINUING CALIBRATION DATA

Lab Name: TestAmerica North Canton Job No.: 240-1028-1

SDG No.:

Lab Sample ID: CCV 240-6219/39 Calibration Date: 06/28/2011 03:47

Instrument ID: A2HP14F Calib Start Date: 05/19/2011 12:01

GC Column: RTX-5 ID: 0.53(mm) Calib End Date: 05/19/2011 13:38

Lab File ID: P14F0000039.D Conc. Units: ng/uL

ANALYTE	CURVE TYPE	AVE CF	CF	MIN CF	CALC AMOUNT	SPIKE AMOUNT	%D	MAX %D
Diesel	Lin		431561		545	500	9.1	20.0
n-Nonane	Ave	409088	438573		53.6	50.0	7.2	20.0

FORM VII
GC SEMI VOA CONTINUING CALIBRATION RETENTION TIME SUMMARY

Lab Name: TestAmerica North Canton Job No.: 240-1028-1

SDG No.:

Lab Sample ID: CCV 240-6219/39 Calibration Date: 06/28/2011 03:47

Instrument ID: A2HP14F Calib Start Date: 05/19/2011 12:01

GC Column: RTX-5 ID: 0.53(mm) Calib End Date: 05/19/2011 13:38

Lab File ID: P14F0000039.D

Analyte	RT	RT WINDOW	
		TO	FROM
Diesel	8.10	3.56	12.64
n-Nonane	1.73	1.68	1.78

FORM IV
GC SEMI VOA METHOD BLANK SUMMARY

Lab Name: TestAmerica North Canton Job No.: 240-1028-1

SDG No.:

Lab Sample ID: MB 240-5776/19-A

Matrix: Solid Date Extracted: 06/23/2011 08:59

Lab File ID:(1) P14F0000029.D Lab File ID:(2)

Date Analyzed:(1) 06/27/2011 23:44 Date Analyzed:(2)

Instrument ID:(1) A2HP14F Instrument ID:(2)

GC Column:(1) RTX-5 ID: 0.53(mm) GC Column:(2) ID:

THIS METHOD BLANK APPLIES TO THE FOLLOWING SAMPLES:

CLIENT SAMPLE ID	LAB SAMPLE ID	DATE ANALYZED 1	DATE ANALYZED 2
DR-TP-A47-10	240-1028-1	06/27/2011 21:42	
DR-TP-A45-08	240-1028-2	06/27/2011 22:06	
DR-TP-A46-06	240-1028-3	06/27/2011 22:31	
DR-TP-A48-04	240-1028-4	06/27/2011 22:55	
	LCS 240-5776/20-A	06/28/2011 03:23	

FORM I
GC SEMI VOA ORGANICS ANALYSIS DATA SHEET

Lab Name: TestAmerica North Canton | Job No.: 240-1028-1

SDG No.:

Client Sample ID: | Lab Sample ID: MB 240-5776/19-A

Matrix: Solid | Lab File ID: P14F0000029.D

Analysis Method: 8015C | Date Collected:

Extraction Method: 3540C | Date Extracted: 06/23/2011 08:59

Sample wt/vol: 30(g) | Date Analyzed: 06/27/2011 23:44

Con. Extract Vol.: 5(mL) | Dilution Factor: 1

Injection Volume: 1(uL) | GC Column: RTX-5 ID: 0.53(mm)

% Moisture: | GPC Cleanup:(Y/N) N

Analysis Batch No.: 6219 | Units: mg/Kg

CAS NO.	COMPOUND NAME	RESULT	Q	RL	MDL
STL00141	Total Petroleum Hydrocarbons (C10-C32)	17	U	17	9.3

CAS NO.	SURROGATE	%REC	Q	LIMITS
111-84-2	n-Nonane	45		10-110

FORM II
GC SEMI VOA SURROGATE RECOVERY

Lab Name: TestAmerica North Canton Job No.: 240-1028-1

SDG No.:

Matrix: Solid Level: Low

GC Column (1): RTX-5 ID: 0.53 (mm)

Client Sample ID	Lab Sample ID	C91	#
DR-TP-A47-10	240-1028-1	50	
DR-TP-A45-08	240-1028-2	39	
DR-TP-A46-06	240-1028-3	45	
DR-TP-A48-04	240-1028-4	46	
	MB 240-5776/19-A	45	
	LCS 240-5776/20-A	37	

	QC LIMITS
C9 = n-Nonane	10-110

Column to be used to flag recovery values

FORM II 8015C

FORM III
GC SEMI VOA LAB CONTROL SAMPLE RECOVERY

Lab Name: TestAmerica North Canton Job No.: 240-1028-1

SDG No.:

Matrix: Solid Level: Low Lab File ID: P14F0000038.D

Lab ID: LCS 240-5776/20-A Client ID:

COMPOUND	SPIKE ADDED (mg/Kg)	LCS CONCENTRATION (mg/Kg)	LCS % REC	QC LIMITS REC	#
Diesel	83.3	73.4	88	47-138	

Column to be used to flag recovery and RPD values

FORM III 8015C

- Sample Calc - VOC

Report Date: 29-Jun-2011 21:02:14 Chrom Revision: 1.2 27-Jun-2011 14:36:06

TestAmerica Laboratories
Target Compound Quantitation Report

Data File:	\\NCChrom\ChromData\A3UX14\20110620-1229.b\149187.D		
Lims ID:	240-1028-B-1-A	Client ID:	DR-TP-A47-10
Inject. Date:	21-Jun-2011 04:01:30	Dil. Factor:	1.0000
Sample Type:	Client		
Sample ID:	240-0001229-021		
Misc. Info.:			
Operator:	402279	Instrument ID:	A3UX14
Vol. Injected:	1.0000	ALS Bottle#:	20
Lims Batch ID:	5403	Lims Sample ID:	21
Detector:	MS SCAN		
Method:	\\NCChrom\ChromData\A3UX14\20110620-1229.b\8260_14.m		
Last Update:	29-Jun-2011 21:00:58	Calib Date:	13-May-2011 16:27:30
Quant Method:	Internal Standard	Quant By:	Initial Calibration
Last ICal File:	\\NCChrom\ChromData\A3UX14\20110513-528.b\148171.D		
Limit Group:	MSV 8260B ICAL		
Integrator:	RTE	ID Type:	Deconvolution ID
Process Host:	CORP-CTX-18		

2-Butanone reported result = 50 µg/kg

First Level Reviewer: latat Date: 21-Jun-2011 22:37:40

Sig	RT	EXP RT	DLT RT	Q	Response	On-Col Amt ug/l	Ratio Range	Ratio	Flags
* 1 Fluorobenzene									
96	6.897	6.896	0.001	100	1296260	50.0			
* 2 Chlorobenzene-d5									
117	9.606	9.606	0.000	90	791981	50.0	80.0- 120.0	100.0	
82	9.606	9.606	0.000		363639		27.5- 67.5	45.9	
* 3 1,4-Dichlorobenzene-d4									
152	11.571	11.570	0.001	98	268892	50.0	80.0- 120.0	100.0	
150	11.571	11.570	0.001		423522		138.6- 178.6	157.5	
$ 5 Dibromofluoromethane (Surr)									
113	6.222	6.222	0.000	63	273732	43.1	80.0- 120.0	100.0	
111	6.222	6.222	0.000		281923		83.5- 123.5	103.0	
$ 6 1,2-Dichloroethane-d4 (Surr)									
65	6.553	6.553	0.000	92	353915	50.1	80.0- 120.0	100.0	
63	6.553	6.553	0.000		30341		0.0- 28.8	8.6	
$ 7 Toluene-d8 (Surr)									
98	8.364	8.364	0.000	94	1061485	57.2	80.0- 120.0	100.0	
100	8.364	8.364	0.000		726340		48.4- 88.4	68.4	
$ 131 4-Bromofluorobenzene (Surr)									
95	10.600	10.600	0.000	92	277044	60.4	70.0- 130.0	100.0	
174	10.600	10.600	0.000		241396		56.4- 116.4	87.1	
176	10.600	10.600	0.000		237835		54.4- 114.4	85.8	
12 Dichlorodifluoromethane									
85		1.442							
87		1.442							
13 Chloromethane									
50		1.607							
52		1.607							

$$\frac{111256 \times 50}{0.1203 \times 1296260} = 35.67 \text{ mg/L} \times \frac{0.005 \text{ L}}{5.526 \text{ g}} \times \text{conversion } 1000 = 50.3 \text{ mg/kg}$$

RRF = 0.1203

Sample Calc - VOC

Report Date: 29-Jun-2011 21:02:14 Chrom Revision: 1.2 27-Jun-2011 14:36:06
Data File: \\NCChrom\ChromData\A3UX14\20110620-1229.b\149187.D

Sig	RT	EXP RT	DLT RT	Q	Response	On-Col Amt ug/l	Ratio Range	Ratio	Flags
43 2,2-Dichloropropane									
77		5.654							
97		5.654							
42 cis-1,2-Dichloroethene									
96		5.666							
61		5.666							
41 2-Butanone (MEK)									
43	5.713	5.713	0.000	97	111256	35.7	80.0- 120.0	100.0	
72	5.713	5.713	0.000		17041		0.0- 37.4	15.3	
47 Chlorobromomethane									
128		5.938							
49		5.938							
49 Chloroform									
83		6.045							
85		6.045							
50 1,1,1-Trichloroethane									
97		6.222							
99		6.222							
53 Carbon tetrachloride									
117		6.400							
119		6.400							
52 1,1-Dichloropropene									
75		6.400							
110		6.400							
55 Benzene									
78		6.613							
52		6.613							
56 1,2-Dichloroethane									
62		6.636							
64		6.636							
57 Tert-amyl methyl ether									
73		6.754							
55		6.754							
60 Trichloroethene									
130		7.251							
95		7.251							
62 1,2-Dichloropropane									
63		7.464							
62		7.464							
65 Dibromomethane									
93		7.571							
174		7.571							
67 Dichlorobromomethane									
83		7.725							
85		7.725							
69 2-Chloroethyl vinyl ether									
63		7.997							
65		7.997							

Sample Calc - SVOC

Report Date: 07-Jul-2011 13:09:34 Chrom Revision: 1.2 30-Jun-2011 15:02:28

TestAmerica Laboratories
Target Compound Quantitation Report

Data File:	\\Ncchrom\ChromData\A4HP9\20110707-1677.b\1028F1A.D		
Lims ID:	240-1028-F-1-A	Client ID:	DR-TP-A47-10
Inject. Date:	07-Jul-2011 02:26:30	Dil. Factor:	1.0000
Sample Type:	Client		
Sample ID:	1028f1a,10706a.b,8270c-625,1-827042d.sub		
Misc. Info.:			
Operator:	001574	Instrument ID:	A4HP9
Vol. Injected:	1.0000	ALS Bottle#:	32
Lims Batch ID:	7456	Lims Sample ID:	32
Detector:	MS SCAN		
Method:	\\Ncchrom\ChromData\A4HP9\20110707-1677.b\8270 _9.m		
Last Update:	07-Jul-2011 13:07:52	Calib Date:	05-Jul-2011 20:52:30
Quant Method:	Internal Standard	Quant By:	Initial Calibration
Last ICal File:	\\Ncchrom\ChromData\A4HP9\20110706-1638.b\9AHHH705.D		
Limit Group:	MSS 8270D ICAL		
Integrator:	RTE	ID Type:	Deconvolution ID
Process Host:	CORP-CTX-15		

Di-N-Butyl Phthalate
Result: 26 µg/kg

First Level Reviewer: ulmanm Date: 07-Jul-2011 13:01:06

Compound	Sig	RT	ADJ RT	DLT RT	Q	Response	On-Col Amt ng/ul	Flags
* 1 1,4-Dichlorobenzene-d4	152	3.779	3.779	0.0	95	137097	4.00	
* 2 Naphthalene-d8	136	4.740	4.740	0.0	99	542624	4.00	
* 3 Acenaphthene-d10	164	6.033	6.038	-0.005	85	310784	4.00	
* 4 Phenanthrene-d10	188	7.117	7.118	-0.001	97	551312	4.00	
* 5 Chrysene-d12	240	9.062	9.099	-0.037	79	576486	4.00	
* 6 Perylene-d12	264	10.387	10.435	-0.048	92	493123	4.00	
$ 7 2-Fluorophenol	112	2.796	2.776	0.022	92	580898	10.8	
$ 8 Phenol-d5	99	3.474	3.464	0.010	0	826618	10.8	
$ 9 Nitrobenzene-d5	82	4.190	4.198	-0.005	83	515889	5.83	
$ 10 2-Fluorobiphenyl (Surr)	172	5.525	5.526	-0.001	99	672311	6.38	
$ 11 2,4,6-Tribromophenol	330	6.610	6.610	0.0	77	106579	9.30	
$ 12 Terphenyl-d14	244	8.250	8.266	-0.016	98	874478	8.13	
25 1,4-Dioxane	88		1.685					
26 N-Nitrosodimethylamine	74		1.872					
41 Benzaldehyde	77	3.447	3.453	-0.006	54	7816	0.1257	
43 Phenol	94	3.485	3.474	0.011	51	16459	0.1883	
69 Bis(2-chloroethyl)ether	93		3.560					
46 2-Chlorophenol	128		3.624					
51 2-Methylphenol	108		3.939					
53 2,2'-oxybis[1-chloropropane]	45		3.966					
21 3 & 4 Methylphenol	108		4.051					
57 N-Nitrosodi-n-propylamine	70		4.073					
58 Acetophenone	105		4.078					
61 Hexachloroethane	117		4.174					
62 Nitrobenzene	77		4.211					
64 Isophorone	82		4.382					
66 2-Nitrophenol	139		4.446					
65 2,4-Dimethylphenol	107		4.457					
70 Bis(2-chloroethoxy)methane	93		4.527					
73 2,4-Dichlorophenol	162		4.623					
75 Naphthalene	128		4.756					

Sample Calc - SVOC

Report Date: 07-Jul-2011 13:09:34 Chrom Revision: 1.2 30-Jun-2011 15:02:28

Data File: \\Ncchrom\ChromData\A4HP9\20110707-1677.b\1028F1A.D

Compound	Sig	RT	ADJ RT	DLT RT	Q	Response	On-Col Amt ng/ul	Flags
76 4-Chloroaniline	127		4.783					
79 Hexachlorobutadiene	225		4.847					
84 Caprolactam	113	5.055	5.039	0.016	74	5385	0.2752	
86 4-Chloro-3-methylphenol	107		5.125					
87 2-Methylnaphthalene	142		5.264					
89 Hexachlorocyclopentadiene	237		5.387					
92 2,4,6-Trichlorophenol	196		5.467					
93 2,4,5-Trichlorophenol	196		5.494					
98 1,1'-Biphenyl	154		5.600					
100 2-Chloronaphthalene	162		5.627					
102 2-Nitroaniline	65		5.686					
105 Dimethyl phthalate	163		5.803					
107 2,6-Dinitrotoluene	165		5.857					
109 Acenaphthylene	152		5.937					
110 3-Nitroaniline	138		5.985					
112 Acenaphthene	153		6.060					
111 2,4-Dinitrophenol	184		6.060					
113 4-Nitrophenol	109		6.081					
114 2,4-Dinitrotoluene	165		6.151					
116 Dibenzofuran	168		6.183					
121 Diethyl phthalate	149		6.311					
123 4-Chlorophenyl phenyl ether	204		6.418					
126 Fluorene	166		6.434					
125 4-Nitroaniline	138		6.434					
128 4,6-Dinitro-2-methylphenol	198		6.450					
131 N-Nitrosodiphenylamine	169		6.498					
139 4-Bromophenyl phenyl ether	248		6.776					
141 Hexachlorobenzene	284		6.845					
142 Atrazine	200		6.866					
143 Pentachlorophenol	266		6.975					
148 Phenanthrene	178		7.139					
149 Anthracene	178		7.176					
151 Carbazole	167		7.278					
154 Di-n-butyl phthalate	149	7.486	7.486	0.0	64	47688	0.2489	
159 Fluoranthene	202		8.010					
161 Pyrene	202		8.181					
168 Butyl benzyl phthalate	149		8.603					
173 Bis(2-ethylhexyl) phthalate	149	8.987	9.030	-0.043	81	22879	0.1891	
175 3,3'-Dichlorobenzidine	252		9.046					
177 Benzo[a]anthracene	228		9.089					
178 Chrysene	228		9.121					
180 Di-n-octyl phthalate	149		9.538					
182 Benzo[b]fluoranthene	252		10.024					
183 Benzo[k]fluoranthene	252		10.050					
184 Benzo[a]pyrene	252		10.376					
188 Indeno[1,2,3-cd]pyrene	276		11.867					
189 Dibenz(a,h)anthracene	278		11.872					
190 Benzo[g,h,i]perylene	276		12.305					

$\frac{47688 \times 4}{1.390 \times 551312} = 0.24 \text{ ng/}\mu\text{L}$ (x)

RRF = 1.390

$0.24 \times \frac{0.002 \text{ L}}{30.04 \text{ g}} \times \frac{\text{conversion}}{1000,000} = 16.57 \times$

$16.57 \times \frac{1}{0.642}$ % solids

$= 25.8 \text{ mg/kg}$

Sample Calc - PCB

Report Date: 29-Jun-2011 11:05:08 Chrom Revision: 1.2 27-Jun-2011 14:36:06

TestAmerica Laboratories
Target Compound Quantitation Report

Data File: \\NCChrom\ChromData\A2HP13\20110628-1454.b\P1362824.D
Lims ID: LCS 240-5996/24-A Client ID:
Inject. Date: 29-Jun-2011 00:17:17 Dil. Factor: 1.0000
Sample Type: LCS Aroclor - 1016 result: 313 µg/kg
Sample ID: 240-0001454-024
Misc. Info.:
Operator: Instrument ID: A2HP13
Vol. Injected: 1.0000 ALS Bottle#: 24
Lims Batch ID: 6431 Lims Sample ID: 24
Detector 1 : GC ECD1A
Detector 2 : GC ecd2b

Method: \\NCChrom\ChromData\A2HP13\20110628-1454.b\PCB13.m
Last Update: 29-Jun-2011 10:52:19 Calib Date: 10-Jun-2011 23:46:47
Quant Method: External Standard Quant By: Initial Calibration
Last ICal File: \\NCChrom\ChromData\A2HP13\20110610-1010.b\P1361042.D
Limit Group: GC 8082A ICAL
Integrator: Falcon
Process Host: CORP-CTX-17

First Level Reviewer: hassl Date: 29-Jun-2011 11:05:08

Det	Sig	RT	EXP RT	DLT RT	Response	On-Col Amt ng/ul	Ratio Range	Ratio	Flags
$ 2 Tetrachloro-m-xylene									
1	44	1.195	1.195	0.000	109861587	0.0184			
2	2	1.627	1.626	0.001	57671898	0.0198			
						RPD = 7.14			
6 PCB-1016									M
1	100	1.480	1.480	0.000	84658767	0.7469		100.0	M
1	2	1.779	1.778	0.001	167520104	0.9232	150.1- 200.1	197.9	
1	3	2.195	2.195	0.000	388062601	0.9811	361.3- 411.3	458.4	
1	4	2.322	2.321	0.001	160726400	0.9513	136.6- 186.6	189.9	
1	5	2.378	2.378	0.000	121973929	1.09	79.5- 129.5	144.1	
			Average of Peak Amounts =			0.9395			
2	6	2.114	2.113	0.001	41225269	0.8401		100.0	
2	7	2.533	2.533	0.000	94538537	0.9848	169.6- 229.6	229.3	
2	8	3.013	3.013	0.000	207189586	1.03	386.4- 446.4	502.6	
2	9	3.159	3.157	0.002	67390651	0.7721	149.7- 209.7	163.5	
2	10	3.265	3.265	0.000	68258099	1.00	110.2- 170.2	165.6	
			Average of Peak Amounts =			0.9243			
						RPD = 1.64			

Response / RRF

84658767 / 113350337 = 0.75

167520104 / 181448143 = 0.92

388062601 / 395538572 = 0.98

160726400 / 168953212 = 0.95

121973929 / 111394350 = 1.09

Response / RRF × 0.01 L / 30 g × 1000,000

= 0.248
= 0.307
= 0.327
= 0.347
+ = 0.365

Sum: 1.565 × 5 = 313 µg/kg

Sample Calc - PCB

FORM I
GC SEMI VOA ORGANICS ANALYSIS DATA SHEET

Lab Name: TestAmerica North Canton | Job No.: 240-1028-1

SDG No.:

Client Sample ID: | Lab Sample ID: LCS 240-5996/24-A

Matrix: Solid | Lab File ID: P1362824.D

Analysis Method: 8082A | Date Collected:

Extraction Method: 3540C | Date Extracted: 06/24/2011 12:04

Sample wt/vol: 30.00(g) | Date Analyzed: 06/29/2011 00:17

Con. Extract Vol.: 10.00(mL) | Dilution Factor: 1

Injection Volume: 1(uL) | GC Column: CLP-1 ID: 0.53(mm)

% Moisture: | GPC Cleanup:(Y/N) N

Analysis Batch No.: 6431 | Units: ug/Kg

CAS NO.	COMPOUND NAME	RESULT	Q	RL	MDL
12674-11-2	*Aroclor-1016*	*313*		*33*	*21*
11096-82-5	*Aroclor-1260*	*347*		*33*	*17*

CAS NO.	SURROGATE	%REC	Q	LIMITS
877-09-8	Tetrachloro-m-xylene	92		29-151
2051-24-3	Decachlorobiphenyl	92		14-163

Sample Calc - TPH diesel

Report Date: 01-Jul-2011 13:00:09 Chrom Revision: 1.2 27-Jun-2011 14:36:06

TestAmerica Laboratories
Target Compound Quantitation Report

Data File:	\\Ncchrom\ChromData\A2HP14F\20110627-1408.b\P14F0000027.D		
Lims ID:	240-1028-G-4-A	Client ID:	DR-TP-A48-04
Inject. Date:	27-Jun-2011 22:55:38	Dil. Factor:	1.0000
Sample Type:	Client		
Sample ID:	240-0001408-027		
Misc. Info.:			
Operator:	2398	Instrument ID:	A2HP14F
Vol. Injected:	1.0000	ALS Bottle#:	27
Lims Batch ID:	6219	Lims Sample ID:	27
Detector:	GC fid1a		
Method:	\\Ncchrom\ChromData\A2HP14F\20110627-1408.b\TPH14F.m		
Last Update:	01-Jul-2011 12:59:56	Calib Date:	19-May-2011 16:04:11
Quant Method:	External Standard	Quant By:	Initial Calibration
Last ICal File:	\\Ncchrom\ChromData\A2HP14F\20110519-574.b\P14F0000014.D		
Limit Group:	GC 8015C TPH ICAL		
Integrator:	Falcon		
Process Host:	CORP-CTX-18		

DRO result: 48 mg/kg

RT	EXP RT	DLT RT	Response	On-Col Amt ng/ul	Flags
$ 8 n-Nonane					
1.742	1.732	0.010	18962644	46.4	
A 17 C10-C32					
8.679	3.563 - 13.795		86171771	133.0	

$133 \times \frac{0.005\,L}{30.06\,g} \times \text{conversion } 1000 \times \frac{1}{0.459} = 48\ \frac{mg}{kg}$

% solids

Tetra Tech NUS **INTERNAL CORRESPONDENCE**

TO: **D. MURALI** **DATE:** **AUGUST 30, 2011**

FROM: **LEANNE GANSER** **COPIES:** **DV FILE**

SUBJECT: **INORGANIC DATA VALIDATION- SELECT METALS**
MARTIN STATE AIRPORT – COMPASS ROSE
SDG 240-1028-1

SAMPLES: 4/Soil/

DR-TP-A45-08 DR-TP-A46-06 DR-TP-A47-10 DR-TP-A48-04

Overview

The sample set for Compass Rose, SDG 240-1028-1, consists of four (4) environmental soil samples. This SDG contained no field duplicate pairs.

All samples were analyzed for select metals: antimony, arsenic, barium, beryllium, cadmium, chromium, cobalt, copper, lead, mercury, molybdenum, nickel, selenium, silver, thallium, vanadium, and zinc. The samples were collected by Tetra Tech NUS on June 10, 2011 and analyzed by Test America. Metals analyses were conducted using SW-846 method 6010C. Mercury analyses were conducted using SW-846 method 7471B.

The findings offered in this report are based upon a general review of all available data. The data review was based on data completeness, holding times, initial and continuing calibration verification results, laboratory method / preparation blank results, ICP interference results, laboratory control sample recoveries, laboratory duplicate results, matrix spike and matrix spike duplicate recoveries, internal standard recoveries, detection limits and analyte quantitation.

Areas of concern with respect to data quality are listed below.

Major Problems – None.

Minor Problems-

- The following contaminants were detected in calibration blanks at the following maximum concentrations:

Analyte	Maximum Concentration	Action Level
Lead	2.15 ug/L	1.08 mg/kg
Molybdenum	13.0 ug/L	6.5 mg/kg

An action level of 5X the maximum contaminant level has been used to evaluate sample data for blank contamination. Sample aliquot, percent solids, and dilution factors, if applicable, were taken into consideration when evaluating for blank contamination. Positive results less than the blank action level reported for molybdenum were qualified "B" as a result of laboratory blank contamination. No action was taken for lead as all results were greater than the blank action level.

- Matrix spike and matrix spike duplicate percent recoveries were less than 75% for antimony. The nondetected results for antimony were qualified as biased low, "UL".
- Matrix spike and matrix spike duplicate percent recoveries were greater than 125% for chromium. The positive results for chromium were qualified as biased high, "K".
- Positive results greater than the method detection limit but less than the reporting limit were qualified as estimated (J).

Notes

CRDL percent recovery was greater than 110% for lead, thallium, and zinc. No action was taken for positive lead and zinc results because the positive results were greater than 2X the CRDL. No action was taken for thallium as all results were nondetects.

The following contaminant was detected in method blank at the following maximum concentration:

Analyte	Maximum Concentration	Action Level
Barium	0.077 mg/kg	0.39 mg/kg

An action level of 5X the maximum contaminant level has been used to evaluate sample data for blank contamination. Sample aliquot, percent solids, and dilution factors, if applicable, were taken into consideration when evaluating for blank contamination. No action was taken for barium as all results were greater than the blank action level.

Executive Summary

Laboratory Performance: Calibration and method blank contamination and matrix spike/matrix spike duplicate noncompliance resulted in the qualification of sample results.

Other Factors Affecting Data Quality: None.

The data for these analyses were reviewed with reference to Region III modifications to the "National Functional Guidelines for Inorganic Data Validation", April 1993. The text of this report has been formulated to address only those problem areas affecting data quality.

Tetra Tech NUS
Leanne Ganser
Data Validator

Tetra Tech NUS
Joseph A. Samchuck
Quality Assurance Officer

Attachments:
Appendix A – Qualified Analytical Results
Appendix B – Results as Reported by the Laboratory
Appendix C – Support Documentation

APPENDIX A
QUALIFIED ANALYTICAL RESULTS

Data Validation Qualifier Codes:

A = Lab Blank Contamination
B = Field Blank Contamination
C = Calibration Noncompliance (e.g. % RSDs, %Ds, ICVs, CCVs, RRFs, etc.)
C01 = GC/MS Tuning Noncompliance
D = MS/MSD Recovery Noncompliance
E = LCS/LCSD Recovery Noncompliance
F = Lab Duplicate Imprecision
G = Field Duplicate Imprecision
H = Holding Time Exceedance
I = ICP Serial Dilution Noncompliance
J = GFAA PDS-GFAA MSA's r < 0.995 / ICP PDS Recovery Noncompliance
K = ICP Interference - includes ICS % R Noncompliance
L = Instrument Calibration Range Exceedance
M = Sample Preservation Noncompliance
N = Internal Standard Noncompliance
N01 = Internal Standard Recovery Noncompliance Dioxins
N02 = Recovery Standard Noncompliance Dioxins
N03 = Clean-up Standard Noncompliance Dioxins
O = Poor Instrument Performance (e.g. base-line drifting)
P = Uncertainty near detection limit (< 2 x IDL for inorganics and <CRQL for organics)
Q = Other problems (can encompass a number of issues; e.g. chromatography,interferences, etc.)
R = Surrogates Recovery Noncompliance
S = Pesticide/PCB Resolution
T = % Breakdown Noncompliance for DDT and Endrin
U = % Difference between columns/detectors >25% for positive results determined via GC/HPLC
V = Non-linear calibrations; correlation coefficient r < 0.995
W = EMPC result
X = Signal to noise response drop
Y = Percent solids <30%
Z = Uncertainty at 2 sigma deviation is greater than sample activity

PROJ_NO: 03328	NSAMPLE	DR-TP-A45-08			DR-TP-A46-06			DR-TP-A47-10			DR-TP-A48-04		
SDG: 240-1028-1	LAB_ID	240-1028-2			240-1028-3			240-1028-1			240-1028-4		
FRACTION: M	SAMP_DATE	6/10/2011			6/10/2011			6/10/2011			6/10/2011		
MEDIA: SOIL	QC_TYPE	NM			NM			NM			NM		
	UNITS	MG/KG			MG/KG			MG/KG			MG/KG		
	PCT_SOLIDS	62.6			82.2			64.2			45.9		
	DUP_OF												
PARAMETER		RESULT	VQL	QLCD	RESULT	VQL	QLCD	RESULT	VQL	QLCD	RESULT	VQL	QLCD
ANTIMONY		0.57	UL	D	0.43	UL	D	0.6	UL	D	0.77	UL	D
ARSENIC		5.8			2.6			6.7			8.9		
BARIUM		18	J	P	14	J	P	30	J	P	30	J	P
BERYLLIUM		1.2			0.061	J	P	0.84			1.8		
CADMIUM		0.053	U		0.04	U		0.056	U		0.071	U	
CHROMIUM		29	K	D	8.7	K	D	29	K	D	43	K	D
COBALT		19			1.4			10			17		
COPPER		14			5.8			15			20		
LEAD		13			8.1			13			20		
MERCURY		0.046	J	P	0.018	U		0.023	U		0.041	J	P
MOLYBDENUM		1.3	B	A	0.4	B	A	0.81	B	A	1.2	B	A
NICKEL		25			3	J	P	15			25		
SELENIUM		0.66	U		0.5	U		0.69	J	P	0.88	U	
SILVER		0.15	U		0.11	U		0.15	U		0.2	U	
THALLIUM		0.81	U		0.61	U		0.85	U		1.1	U	
VANADIUM		32			18			36			43		
ZINC		110			12			57			83		

APPENDIX B
RESULTS AS REPORTED BY THE LABORATORY

1A-IN
INORGANIC ANALYSIS DATA SHEET
METALS

Client Sample ID: DR-TP-A45-08 | Lab Sample ID: 240-1028-2

Lab Name: TestAmerica North Canton | Job No.: 240-1028-1

SDG ID.:

Matrix: Solid | Date Sampled: 06/10/2011 11:40

Reporting Basis: DRY | Date Received: 06/11/2011 09:45

% Solids: 62.6

CAS No.	Analyte	Result	RL	MDL	Units	C	Q	DIL	Method
7440-36-0	Antimony	2.9	2.9	0.57	mg/Kg	U		1	6010C
7440-38-2	Arsenic	5.8	2.2	0.44	mg/Kg			1	6010C
7440-39-3	Barium	18	29	0.10	mg/Kg	J	B	1	6010C
7440-41-7	Beryllium	1.2	0.73	0.063	mg/Kg			1	6010C
7440-43-9	Cadmium	0.73	0.73	0.053	mg/Kg	U		1	6010C
7440-47-3	Chromium	29	1.5	0.29	mg/Kg			1	6010C
7440-48-4	Cobalt	19	1.5	0.23	mg/Kg			1	6010C
7440-50-8	Copper	14	3.7	1.1	mg/Kg			1	6010C
7439-92-1	Lead	13	1.5	0.28	mg/Kg			1	6010C
7439-98-7	Molybdenum	1.3	5.9	0.40	mg/Kg	J		1	6010C
7440-02-0	Nickel	25	5.9	0.40	mg/Kg			1	6010C
7782-49-2	Selenium	2.9	2.9	0.66	mg/Kg	U		1	6010C
7440-22-4	Silver	1.5	1.5	0.15	mg/Kg	U		1	6010C
7440-28-0	Thallium	2.9	2.9	0.81	mg/Kg	U		1	6010C
7440-62-2	Vanadium	32	1.5	0.18	mg/Kg			1	6010C
7440-66-6	Zinc	110	7.3	1.5	mg/Kg			1	6010C
7439-97-6	Hg	0.046	0.16	0.024	mg/Kg	J		1	7471B

1A-IN
INORGANIC ANALYSIS DATA SHEET
METALS

Client Sample ID: DR-TP-A46-06 | Lab Sample ID: 240-1028-3

Lab Name: TestAmerica North Canton | Job No.: 240-1028-1

SDG ID.:

Matrix: Solid | Date Sampled: 06/10/2011 12:40

Reporting Basis: DRY | Date Received: 06/11/2011 09:45

% Solids: 82.2

CAS No.	Analyte	Result	RL	MDL	Units	C	Q	DIL	Method
7440-36-0	Antimony	2.2	2.2	0.43	mg/Kg	U		1	6010C
7440-38-2	Arsenic	2.6	1.7	0.33	mg/Kg			1	6010C
7440-39-3	Barium	14	22	0.079	mg/Kg	J	B	1	6010C
7440-41-7	Beryllium	0.061	0.55	0.048	mg/Kg	J		1	6010C
7440-43-9	Cadmium	0.55	0.55	0.040	mg/Kg	U		1	6010C
7440-47-3	Chromium	8.7	1.1	0.22	mg/Kg			1	6010C
7440-48-4	Cobalt	1.4	1.1	0.18	mg/Kg			1	6010C
7440-50-8	Copper	5.8	2.8	0.82	mg/Kg			1	6010C
7439-92-1	Lead	8.1	1.1	0.21	mg/Kg			1	6010C
7439-98-7	Molybdenum	0.40	4.4	0.30	mg/Kg	J		1	6010C
7440-02-0	Nickel	3.0	4.4	0.30	mg/Kg	J		1	6010C
7782-49-2	Selenium	2.2	2.2	0.50	mg/Kg	U		1	6010C
7440-22-4	Silver	1.1	1.1	0.11	mg/Kg	U		1	6010C
7440-28-0	Thallium	2.2	2.2	0.61	mg/Kg	U		1	6010C
7440-62-2	Vanadium	18	1.1	0.13	mg/Kg			1	6010C
7440-66-6	Zinc	12	5.5	1.1	mg/Kg			1	6010C
7439-97-6	Hg	0.12	0.12	0.018	mg/Kg	U		1	7471B

1A-IN
INORGANIC ANALYSIS DATA SHEET
METALS

Client Sample ID: DR-TP-A47-10
Lab Sample ID: 240-1028-1
Lab Name: TestAmerica North Canton
Job No.: 240-1028-1
SDG ID.:
Matrix: Solid
Date Sampled: 06/10/2011 10:05
Reporting Basis: DRY
Date Received: 06/11/2011 09:45
% Solids: 64.2

CAS No.	Analyte	Result	RL	MDL	Units	C	Q	DIL	Method
7440-36-0	Antimony	3.1	3.1	0.60	mg/Kg	U		1	6010C
7440-38-2	Arsenic	6.7	2.3	0.46	mg/Kg			1	6010C
7440-39-3	Barium	30	31	0.11	mg/Kg	J	B	1	6010C
7440-41-7	Beryllium	0.84	0.77	0.066	mg/Kg			1	6010C
7440-43-9	Cadmium	0.77	0.77	0.056	mg/Kg	U		1	6010C
7440-47-3	Chromium	29	1.5	0.31	mg/Kg			1	6010C
7440-48-4	Cobalt	10	1.5	0.25	mg/Kg			1	6010C
7440-50-8	Copper	15	3.9	1.1	mg/Kg			1	6010C
7439-92-1	Lead	13	1.5	0.29	mg/Kg			1	6010C
7439-98-7	Molybdenum	0.81	6.2	0.42	mg/Kg	J		1	6010C
7440-02-0	Nickel	15	6.2	0.42	mg/Kg			1	6010C
7782-49-2	Selenium	0.69	3.1	0.69	mg/Kg	J		1	6010C
7440-22-4	Silver	1.5	1.5	0.15	mg/Kg	U		1	6010C
7440-28-0	Thallium	3.1	3.1	0.85	mg/Kg	U		1	6010C
7440-62-2	Vanadium	36	1.5	0.19	mg/Kg			1	6010C
7440-66-6	Zinc	57	7.7	1.5	mg/Kg			1	6010C
7439-97-6	Hg	0.15	0.15	0.023	mg/Kg	U		1	7471B

1A-IN
INORGANIC ANALYSIS DATA SHEET
METALS

Client Sample ID: DR-TP-A48-04 Lab Sample ID: 240-1028-4

Lab Name: TestAmerica North Canton Job No.: 240-1028-1

SDG ID.:

Matrix: Solid Date Sampled: 06/10/2011 14:50

Reporting Basis: DRY Date Received: 06/11/2011 09:45

% Solids: 45.9

CAS No.	Analyte	Result	RL	MDL	Units	C	Q	DIL	Method
7440-36-0	Antimony	3.9	3.9	0.77	mg/Kg	U		1	6010C
7440-38-2	Arsenic	8.9	2.9	0.59	mg/Kg			1	6010C
7440-39-3	Barium	30	39	0.14	mg/Kg	J	B	1	6010C
7440-41-7	Beryllium	1.8	0.98	0.084	mg/Kg			1	6010C
7440-43-9	Cadmium	0.98	0.98	0.071	mg/Kg	U		1	6010C
7440-47-3	Chromium	43	2.0	0.39	mg/Kg			1	6010C
7440-48-4	Cobalt	17	2.0	0.31	mg/Kg			1	6010C
7440-50-8	Copper	20	4.9	1.5	mg/Kg			1	6010C
7439-92-1	Lead	20	2.0	0.37	mg/Kg			1	6010C
7439-98-7	Molybdenum	1.2	7.9	0.53	mg/Kg	J		1	6010C
7440-02-0	Nickel	25	7.9	0.53	mg/Kg			1	6010C
7782-49-2	Selenium	3.9	3.9	0.88	mg/Kg	U		1	6010C
7440-22-4	Silver	2.0	2.0	0.20	mg/Kg	U		1	6010C
7440-28-0	Thallium	3.9	3.9	1.1	mg/Kg	U		1	6010C
7440-62-2	Vanadium	43	2.0	0.24	mg/Kg			1	6010C
7440-66-6	Zinc	83	9.8	2.0	mg/Kg			1	6010C
7439-97-6	Hg	0.041	0.18	0.027	mg/Kg	J		1	7471B

APPENDIX C
SUPPORT DOCUMENTATION

HOLDTIM

PROJ_NO 03328

SDG	SORT	UNITS	NSAMPLE	LAB_ID	QC_TYPE	SAMP_DATE	EXTR_DATE	ANAL_DATE	SMP_EXTR	EXTR_ANL	SMP_ANL
240-1028-1	HG	MG/KG	DR-TP-A46-06	240-1028-3	NM	06/10/2011	07/01/2011	07/05/2011	21	4	25
240-1028-1	HG	MG/KG	DR-TP-A47-10	240-1028-1	NM	06/10/2011	07/01/2011	07/05/2011	21	4	25
240-1028-1	HG	MG/KG	DR-TP-A45-08	240-1028-2	NM	06/10/2011	07/01/2011	07/05/2011	21	4	25
240-1028-1	HG	MG/KG	DR-TP-A48-04	240-1028-4	NM	06/10/2011	07/01/2011	07/05/2011	21	4	25
240-1112-1	HG	MG/KG	DR-SB-34-02	240-1112-17	NM	06/14/2011	07/06/2011	07/08/2011	22	2	24
240-1112-1	HG	MG/KG	DR-SB-29-10	240-1112-8	NM	06/13/2011	07/06/2011	07/08/2011	23	2	25
240-1112-1	HG	MG/KG	DR-SB-30-02	240-1112-9	NM	06/14/2011	07/06/2011	07/08/2011	22	2	24
240-1112-1	HG	MG/KG	DR-SB-28-02	240-1112-5	NM	06/13/2011	07/06/2011	07/08/2011	23	2	25
240-1112-1	HG	MG/KG	DR-SB-28-10	240-1112-6	NM	06/13/2011	07/06/2011	07/08/2011	23	2	25
240-1112-1	HG	MG/KG	DR-SB-33-02	240-1112-15	NM	06/14/2011	07/06/2011	07/08/2011	22	2	24
240-1112-1	HG	MG/KG	DR-SB-32-12	240-1112-14	NM	06/14/2011	07/06/2011	07/08/2011	22	2	24
240-1112-1	HG	MG/KG	DR-SB-32-02	240-1112-13	NM	06/14/2011	07/06/2011	07/08/2011	22	2	24
240-1112-1	HG	MG/KG	DR-SB-27-02	240-1112-3	NM	06/13/2011	07/01/2011	07/05/2011	18	4	22
240-1112-1	HG	MG/KG	DR-SB-34-08	240-1112-18	NM	06/14/2011	07/06/2011	07/08/2011	22	2	24
240-1112-1	HG	MG/KG	DR-SB-31-02	240-1112-11	NM	06/14/2011	07/06/2011	07/08/2011	22	2	24
240-1112-1	HG	MG/KG	DR-SB-30-08	240-1112-10	NM	06/14/2011	07/06/2011	07/08/2011	22	2	24

SDG	SORT	UNITS	NSAMPLE	LAB_ID	QC_TYPE	SAMP_DATE	EXTR_DATE	ANAL_DATE	SMP_EXTR	EXTR_ANL	SMP_ANL
240-1112-1	HG	MG/KG	DR-SB-29-02	240-1112-7	NM	06/13/2011	07/06/2011	07/08/2011	23	2	25
240-1112-1	HG	MG/KG	DR-SB-35-10	240-1112-20	NM	06/14/2011	07/06/2011	07/08/2011	22	2	24
240-1112-1	HG	MG/KG	DR-SB-31-14	240-1112-12	NM	06/14/2011	07/06/2011	07/08/2011	22	2	24
240-1112-1	HG	MG/KG	DR-SB-27-10	240-1112-4	NM	06/13/2011	07/06/2011	07/08/2011	23	2	25
240-1112-1	HG	MG/KG	DR-SB-35-02	240-1112-19	NM	06/14/2011	07/06/2011	07/08/2011	22	2	24
240-1112-1	HG	MG/KG	DR-SB-33-12	240-1112-16	NM	06/14/2011	07/06/2011	07/08/2011	22	2	24
240-1112-1	HG	MG/KG	DR-SB-26-10	240-1112-2	NM	06/13/2011	07/01/2011	07/05/2011	18	4	22
240-1112-1	HG	MG/KG	DR-SB-26-02	240-1112-1	NM	06/13/2011	07/01/2011	07/05/2011	18	4	22
240-1564-1	HG	UG/L	MSA-MW-39S-062811	240-1564-1	NM	06/28/2011	07/12/2011	07/13/2011	14	1	15
240-1564-1	HG	UG/L	MSA-MW30I-062911	240-1591-2	NM	06/29/2011	07/12/2011	07/13/2011	13	1	14
240-1564-1	HG	UG/L	MSA-MW38S-062911	240-1591-1	NM	06/29/2011	07/12/2011	07/13/2011	13	1	14
240-1564-1	HG	UG/L	MSA-MW-35S-062811	240-1564-2	NM	06/28/2011	07/12/2011	07/13/2011	14	1	15
240-1564-1	HG	UG/L	MSA-MW-37S-062811	240-1564-3	NM	06/28/2011	07/12/2011	07/13/2011	14	1	15
240-1702-1	HG	UG/L	MSA-MW36S-070511	240-1702-1	NM	07/05/2011	07/14/2011	07/15/2011	9	1	10
240-1028-1	M	MG/KG	DR-TP-A48-04	240-1028-4	NM	06/10/2011	07/01/2011	07/08/2011	21	7	28
240-1028-1	M	MG/KG	DR-TP-A47-10	240-1028-1	NM	06/10/2011	07/01/2011	07/08/2011	21	7	28
240-1028-1	M	MG/KG	DR-TP-A46-06	240-1028-3	NM	06/10/2011	07/01/2011	07/08/2011	21	7	28
240-1028-1	M	MG/KG	DR-TP-A45-08	240-1028-2	NM	06/10/2011	07/01/2011	07/08/2011	21	7	28
240-1112-1	M	MG/KG	DR-SB-33-12	240-1112-16	NM	06/14/2011	07/05/2011	07/08/2011	21	3	24

SDG	SORT	UNITS	NSAMPLE	LAB_ID	QC_TYPE	SAMP_DATE	EXTR_DATE	ANAL_DATE	SMP_EXTR	EXTR_ANL	SMP_ANL
240-1112-1	M	MG/KG	DR-SB-33-12	240-1112-16	NM	06/14/2011	07/11/2011	07/14/2011	27	3	30
240-1112-1	M	MG/KG	DR-SB-27-02	240-1112-3	NM	06/13/2011	07/11/2011	07/14/2011	28	3	31
240-1112-1	M	MG/KG	DR-SB-26-10	240-1112-2	NM	06/13/2011	07/11/2011	07/14/2011	28	3	31
240-1112-1	M	MG/KG	DR-SB-26-10	240-1112-2	NM	06/13/2011	07/05/2011	07/08/2011	22	3	25
240-1112-1	M	MG/KG	DR-SB-27-02	240-1112-3	NM	06/13/2011	07/05/2011	07/08/2011	22	3	25
240-1112-1	M	MG/KG	DR-SB-29-10	240-1112-8	NM	06/13/2011	07/05/2011	07/08/2011	22	3	25
240-1112-1	M	MG/KG	DR-SB-31-14	240-1112-12	NM	06/14/2011	07/05/2011	07/08/2011	21	3	24
240-1112-1	M	MG/KG	DR-SB-31-02	240-1112-11	NM	06/14/2011	07/11/2011	07/14/2011	27	3	30
240-1112-1	M	MG/KG	DR-SB-32-02	240-1112-13	NM	06/14/2011	07/05/2011	07/08/2011	21	3	24
240-1112-1	M	MG/KG	DR-SB-31-02	240-1112-11	NM	06/14/2011	07/05/2011	07/08/2011	21	3	24
240-1112-1	M	MG/KG	DR-SB-30-08	240-1112-10	NM	06/14/2011	07/05/2011	07/08/2011	21	3	24
240-1112-1	M	MG/KG	DR-SB-32-02	240-1112-13	NM	06/14/2011	07/11/2011	07/14/2011	27	3	30
240-1112-1	M	MG/KG	DR-SB-33-02	240-1112-15	NM	06/14/2011	07/05/2011	07/08/2011	21	3	24
240-1112-1	M	MG/KG	DR-SB-30-02	240-1112-9	NM	06/14/2011	07/05/2011	07/08/2011	21	3	24
240-1112-1	M	MG/KG	DR-SB-27-10	240-1112-4	NM	06/13/2011	07/05/2011	07/08/2011	22	3	25
240-1112-1	M	MG/KG	DR-SB-32-12	240-1112-14	NM	06/14/2011	07/05/2011	07/08/2011	21	3	24
240-1112-1	M	MG/KG	DR-SB-29-02	240-1112-7	NM	06/13/2011	07/11/2011	07/15/2011	28	4	32
240-1112-1	M	MG/KG	DR-SB-29-02	240-1112-7	NM	06/13/2011	07/05/2011	07/08/2011	22	3	25
240-1112-1	M	MG/KG	DR-SB-28-10	240-1112-6	NM	06/13/2011	07/05/2011	07/08/2011	22	3	25

SDG	SORT	UNITS	NSAMPLE	LAB_ID	QC_TYPE	SAMP_DATE	EXTR_DATE	ANAL_DATE	SMP_EXTR	EXTR_ANL	SMP_ANL
240-1112-1	M	MG/KG	DR-SB-28-02	240-1112-5	NM	06/13/2011	07/11/2011	07/14/2011	28	3	31
240-1112-1	M	MG/KG	DR-SB-33-02	240-1112-15	NM	06/14/2011	07/11/2011	07/14/2011	27	3	30
240-1112-1	M	MG/KG	DR-SB-30-02	240-1112-9	NM	06/14/2011	07/11/2011	07/14/2011	27	3	30
240-1112-1	M	MG/KG	DR-SB-26-02	240-1112-1	NM	06/13/2011	07/11/2011	07/14/2011	28	3	31
240-1112-1	M	MG/KG	DR-SB-28-02	240-1112-5	NM	06/13/2011	07/05/2011	07/08/2011	22	3	25
240-1112-1	M	MG/KG	DR-SB-34-08	240-1112-18	NM	06/14/2011	07/13/2011	07/15/2011	29	2	31
240-1112-1	M	MG/KG	DR-SB-34-02	240-1112-17	NM	06/14/2011	07/11/2011	07/14/2011	27	3	30
240-1112-1	M	MG/KG	DR-SB-34-02	240-1112-17	NM	06/14/2011	07/05/2011	07/08/2011	21	3	24
240-1112-1	M	MG/KG	DR-SB-35-10	240-1112-20	NM	06/14/2011	07/13/2011	07/15/2011	29	2	31
240-1112-1	M	MG/KG	DR-SB-26-02	240-1112-1	NM	06/13/2011	07/05/2011	07/08/2011	22	3	25
240-1112-1	M	MG/KG	DR-SB-35-02	240-1112-19	NM	06/14/2011	07/13/2011	07/15/2011	29	2	31
240-1564-1	M	UG/L	MSA-MW38S-062911	240-1591-1	NM	06/29/2011	07/12/2011	08/04/2011	13	23	36
240-1564-1	M	UG/L	MSA-MW-35S-062811	240-1564-2	NM	06/28/2011	07/12/2011	08/04/2011	14	23	37
240-1564-1	M	UG/L	MSA-MW30I-062911	240-1591-2	NM	06/29/2011	07/12/2011	08/04/2011	13	23	36
240-1564-1	M	UG/L	MSA-MW-39S-062811	240-1564-1	NM	06/28/2011	07/12/2011	08/04/2011	14	23	37
240-1564-1	M	UG/L	MSA-MW-37S-062811	240-1564-3	NM	06/28/2011	07/12/2011	08/04/2011	14	23	37
240-1702-1	M	UG/L	MSA-MW36S-070511	240-1702-1	NM	07/05/2011	07/13/2011	07/30/2011	8	17	25
240-1702-1	M	UG/L	MSA-MW36S-070511	240-1702-1	NM	07/05/2011	07/13/2011	08/04/2011	8	22	30
240-1564-1	HGF	UG/L	MSA-MW-39S-062811	240-1564-1	NM	06/28/2011	07/12/2011	07/13/2011	14	1	15

SDG	SORT	UNITS	NSAMPLE	LAB_ID	QC_TYPE	SAMP_DATE	EXTR_DATE	ANAL_DATE	SMP_EXTR	EXTR_ANL	SMP_ANL
240-1564-1	HGF	UG/L	MSA-MW38S-062911	240-1591-1	NM	06/29/2011	07/12/2011	07/13/2011	13	1	14
240-1564-1	HGF	UG/L	MSA-MW-37S-062811	240-1564-3	NM	06/28/2011	07/12/2011	07/13/2011	14	1	15
240-1564-1	HGF	UG/L	MSA-MW-35S-062811	240-1564-2	NM	06/28/2011	07/12/2011	07/13/2011	14	1	15
240-1564-1	HGF	UG/L	MSA-MW30I-062911	240-1591-2	NM	06/29/2011	07/12/2011	07/13/2011	13	1	14
240-1702-1	HGF	UG/L	MSA-MW36S-070511	240-1702-1	NM	07/05/2011	07/14/2011	07/15/2011	9	1	10
240-1564-1	MF	UG/L	MSA-MW-39S-062811	240-1564-1	NM	06/28/2011	07/12/2011	08/04/2011	14	23	37
240-1564-1	MF	UG/L	MSA-MW-35S-062811	240-1564-2	NM	06/28/2011	07/12/2011	08/04/2011	14	23	37
240-1564-1	MF	UG/L	MSA-MW30I-062911	240-1591-2	NM	06/29/2011	07/13/2011	08/04/2011	14	22	36
240-1564-1	MF	UG/L	MSA-MW-37S-062811	240-1564-3	NM	06/28/2011	07/12/2011	08/04/2011	14	23	37
240-1564-1	MF	UG/L	MSA-MW38S-062911	240-1591-1	NM	06/29/2011	07/13/2011	08/04/2011	14	22	36
240-1702-1	MF	UG/L	MSA-MW36S-070511	240-1702-1	NM	07/05/2011	07/13/2011	08/04/2011	8	22	30
240-1702-1	MF	UG/L	MSA-MW36S-070511	240-1702-1	NM	07/05/2011	07/13/2011	07/30/2011	8	17	25
240-1564-1	PCL	UG/L	MSA-MW38S-062911	240-1591-1	NM	06/29/2011	07/19/2011	07/19/2011	20	0	20
240-1564-1	PCL	UG/L	MSA-MW30I-062911	240-1591-2	NM	06/29/2011	07/19/2011	07/19/2011	20	0	20
240-1564-1	PCL	UG/L	MSA-MW-35S-062811	240-1564-2	NM	06/28/2011	07/19/2011	07/19/2011	21	0	21
240-1564-1	PCL	UG/L	MSA-MW-39S-062811	240-1564-1	NM	06/28/2011	07/19/2011	07/19/2011	21	0	21
240-1564-1	PCL	UG/L	MSA-MW-37S-062811	240-1564-3	NM	06/28/2011	07/19/2011	07/19/2011	21	0	21
240-1702-1	PCL	UG/L	MSA-MW36S-070511	240-1702-1	NM	07/05/2011	07/19/2011	07/19/2011	14	0	14
240-1028-1	OS	UG/KG	DR-TP-A45-08	240-1028-2	NM	06/10/2011	06/23/2011	07/07/2011	13	14	27

SDG	SORT	UNITS	NSAMPLE	LAB_ID	QC_TYPE	SAMP_DATE	EXTR_DATE	ANAL_DATE	SMP_EXTR	EXTR_ANL	SMP_ANL
240-1028-1	OS	UG/KG	DR-TP-A47-10	240-1028-1	NM	06/10/2011	06/23/2011	07/07/2011	13	14	27
240-1028-1	OS	UG/KG	DR-TP-A48-04	240-1028-4	NM	06/10/2011	06/23/2011	07/07/2011	13	14	27
240-1028-1	OS	UG/KG	DR-TP-A46-06	240-1028-3	NM	06/10/2011	06/23/2011	07/07/2011	13	14	27
240-1112-1	OS	UG/KG	DR-SB-28-02	240-1112-5	NM	06/13/2011	06/25/2011	07/13/2011	12	18	30
240-1112-1	OS	UG/KG	DR-SB-28-10	240-1112-6	NM	06/13/2011	06/25/2011	07/18/2011	12	23	35
240-1112-1	OS	UG/KG	DR-SB-31-14	240-1112-12	NM	06/14/2011	06/25/2011	07/18/2011	11	23	34
240-1112-1	OS	UG/KG	DR-SB-33-02	240-1112-15	NM	06/14/2011	06/27/2011	07/06/2011	13	9	22
240-1112-1	OS	UG/KG	DR-SB-31-02	240-1112-11	NM	06/14/2011	06/25/2011	07/18/2011	11	23	34
240-1112-1	OS	UG/KG	DR-SB-30-08	240-1112-10	NM	06/14/2011	06/25/2011	07/18/2011	11	23	34
240-1112-1	OS	UG/KG	DR-SB-26-02	240-1112-1	NM	06/13/2011	06/24/2011	07/13/2011	11	19	30
240-1112-1	OS	UG/KG	DR-SB-27-10	240-1112-4	NM	06/13/2011	06/25/2011	07/18/2011	12	23	35
240-1112-1	OS	UG/KG	DR-SB-29-02	240-1112-7	NM	06/13/2011	06/25/2011	07/13/2011	12	18	30
240-1112-1	OS	UG/KG	DR-SB-27-02	240-1112-3	NM	06/13/2011	06/25/2011	07/13/2011	12	18	30
240-1112-1	OS	UG/KG	DR-SB-30-02	240-1112-9	NM	06/14/2011	06/25/2011	07/18/2011	11	23	34
240-1112-1	OS	UG/KG	DR-SB-29-10	240-1112-8	NM	06/13/2011	06/25/2011	07/18/2011	12	23	35
240-1112-1	OS	UG/KG	DR-SB-26-10	240-1112-2	NM	06/13/2011	06/24/2011	07/13/2011	11	19	30
240-1112-1	OS	UG/KG	DR-SB-32-12	240-1112-14	NM	06/14/2011	06/25/2011	07/18/2011	11	23	34
240-1112-1	OS	UG/KG	DR-SB-32-02	240-1112-13	NM	06/14/2011	06/25/2011	07/18/2011	11	23	34
240-1112-1	OS	UG/KG	DR-SB-33-12	240-1112-16	NM	06/14/2011	06/27/2011	07/06/2011	13	9	22

SDG	SORT	UNITS	NSAMPLE	LAB_ID	QC_TYPE	SAMP_DATE	EXTR_DATE	ANAL_DATE	SMP_EXTR	EXTR_ANL	SMP_ANL
240-1112-1	OS	UG/KG	DR-SB-34-02	240-1112-17	NM	06/14/2011	06/27/2011	07/06/2011	13	9	22
240-1112-1	OS	UG/KG	DR-SB-34-08	240-1112-18	NM	06/14/2011	06/27/2011	07/03/2011	13	6	19
240-1112-1	OS	UG/KG	DR-SB-35-02	240-1112-19	NM	06/14/2011	06/27/2011	07/03/2011	13	6	19
240-1112-1	OS	UG/KG	DR-SB-35-10	240-1112-20	NM	06/14/2011	06/27/2011	07/03/2011	13	6	19
240-1564-1	OS	UG/L	MSA-MW38S-062911	240-1591-1	NM	06/29/2011	07/01/2011	07/16/2011	2	15	17
240-1564-1	OS	UG/L	MSA-MW-39S-062811	240-1564-1	NM	06/28/2011	07/02/2011	07/17/2011	4	15	19
240-1564-1	OS	UG/L	MSA-MW-37S-062811	240-1564-3	NM	06/28/2011	07/02/2011	07/17/2011	4	15	19
240-1564-1	OS	UG/L	MSA-MW-35S-062811	240-1564-2	NM	06/28/2011	07/02/2011	07/17/2011	4	15	19
240-1564-1	OS	UG/L	MSA-MW30I-062911	240-1591-2	NM	06/29/2011	07/01/2011	07/21/2011	2	20	22
240-1702-1	OS	UG/L	MSA-MW36S-070511	240-1702-1	NM	07/05/2011	07/08/2011	07/23/2011	3	15	18
240-1028-1	OV	UG/KG	DR-TP-A45-08	240-1028-2	NM	06/11/2011	06/11/2011	06/21/2011	0	10	10
240-1028-1	OV	UG/KG	DR-TP-A46-06	240-1028-3	NM	06/11/2011	06/11/2011	06/21/2011	0	10	10
240-1028-1	OV	UG/KG	DR-TP-A47-10	240-1028-1	NM	06/11/2011	06/11/2011	06/21/2011	0	10	10
240-1028-1	OV	UG/KG	DR-TP-A48-04	240-1028-4	NM	06/11/2011	06/11/2011	06/21/2011	0	10	10
240-1112-1	OV	UG/KG	DR-SB-33-02	240-1112-15	NM	06/15/2011	06/15/2011	06/27/2011	0	12	12
240-1112-1	OV	UG/KG	DR-SB-29-10	240-1112-8	NM	06/15/2011	06/15/2011	06/27/2011	0	12	12
240-1112-1	OV	UG/KG	DR-SB-34-02	240-1112-17	NM	06/15/2011	06/15/2011	06/27/2011	0	12	12
240-1112-1	OV	UG/KG	DR-SB-27-02	240-1112-3	NM	06/15/2011	06/15/2011	06/27/2011	0	12	12
240-1112-1	OV	UG/KG	DR-SB-26-02	240-1112-1	NM	06/15/2011	06/15/2011	06/27/2011	0	12	12

SDG	SORT	UNITS	NSAMPLE	LAB_ID	QC_TYPE	SAMP_DATE	EXTR_DATE	ANAL_DATE	SMP_EXTR	EXTR_ANL	SMP_ANL
240-1112-1	OV	UG/KG	DR-SB-32-12	240-1112-14	NM	06/15/2011	06/15/2011	06/27/2011	0	12	12
240-1112-1	OV	UG/KG	DR-SB-34-08	240-1112-18	NM	06/15/2011	06/15/2011	06/27/2011	0	12	12
240-1112-1	OV	UG/KG	DR-SB-29-02	240-1112-7	NM	06/15/2011	06/15/2011	06/27/2011	0	12	12
240-1112-1	OV	UG/KG	DR-SB-30-08	240-1112-10	NM	06/15/2011	06/15/2011	06/27/2011	0	12	12
240-1112-1	OV	UG/KG	DR-SB-26-10	240-1112-2	NM	06/15/2011	06/15/2011	06/27/2011	0	12	12
240-1112-1	OV	UG/KG	DR-SB-35-02	240-1112-19	NM	06/15/2011	06/15/2011	06/27/2011	0	12	12
240-1112-1	OV	UG/KG	DR-SB-30-02	240-1112-9	NM	06/15/2011	06/15/2011	06/27/2011	0	12	12
240-1112-1	OV	UG/KG	DR-SB-31-02	240-1112-11	NM	06/15/2011	06/15/2011	06/27/2011	0	12	12
240-1112-1	OV	UG/KG	DR-SB-28-02	240-1112-5	NM	06/15/2011	06/15/2011	06/27/2011	0	12	12
240-1112-1	OV	UG/KG	DR-SB-27-10	240-1112-4	NM	06/23/2011	06/23/2011	06/27/2011	0	4	4
240-1112-1	OV	UG/KG	DR-SB-32-02	240-1112-13	NM	06/15/2011	06/15/2011	06/27/2011	0	12	12
240-1112-1	OV	UG/KG	DR-SB-33-12	240-1112-16	NM	06/15/2011	06/15/2011	06/27/2011	0	12	12
240-1112-1	OV	UG/KG	DR-SB-31-14	240-1112-12	NM	06/23/2011	06/23/2011	06/27/2011	0	4	4
240-1112-1	OV	UG/KG	DR-SB-28-10	240-1112-6	NM	06/15/2011	06/15/2011	06/27/2011	0	12	12
240-1112-1	OV	UG/KG	DR-SB-35-10	240-1112-20	NM	06/15/2011	06/15/2011	06/28/2011	0	13	13
240-1564-1	OV	UG/L	TB-062911	240-1591-3	NM	06/29/2011	07/07/2011	07/07/2011	8	0	8
240-1564-1	OV	UG/L	TB-062911	240-1591-3	TB	06/29/2011	07/07/2011	07/07/2011	8	0	8
240-1564-1	OV	UG/L	TB-062811	240-1564-4	NM	06/28/2011	07/06/2011	07/06/2011	8	0	8
240-1564-1	OV	UG/L	MSA-MW38S-062911	240-1591-1	NM	06/29/2011	07/06/2011	07/06/2011	7	0	7

SDG	SORT	UNITS	NSAMPLE	LAB_ID	QC_TYPE	SAMP_DATE	EXTR_DATE	ANAL_DATE	SMP_EXTR	EXTR_ANL	SMP_ANL
240-1564-1	OV	UG/L	MSA-MW-39S-062811	240-1564-1	NM	06/28/2011	07/06/2011	07/06/2011	8	0	8
240-1564-1	OV	UG/L	MSA-MW30I-062911	240-1591-2	NM	06/29/2011	07/06/2011	07/06/2011	7	0	7
240-1564-1	OV	UG/L	MSA-MW-37S-062811	240-1564-3	NM	06/28/2011	07/06/2011	07/06/2011	8	0	8
240-1564-1	OV	UG/L	MSA-MW-35S-062811	240-1564-2	NM	06/28/2011	07/06/2011	07/06/2011	8	0	8
240-1702-1	OV	UG/L	MSA-MW36S-070511	240-1702-1	NM	07/05/2011	07/18/2011	07/18/2011	13	0	13
240-1702-1	OV	UG/L	TB-070511	240-1702-2	NM	07/05/2011	07/12/2011	07/12/2011	7	0	7
240-1028-1	PCB	UG/KG	DR-TP-A45-08	240-1028-2	NM	06/10/2011	06/24/2011	06/28/2011	14	4	18
240-1028-1	PCB	UG/KG	DR-TP-A46-06	240-1028-3	NM	06/10/2011	06/24/2011	06/28/2011	14	4	18
240-1028-1	PCB	UG/KG	DR-TP-A47-10	240-1028-1	NM	06/10/2011	06/24/2011	06/28/2011	14	4	18
240-1028-1	PCB	UG/KG	DR-TP-A48-04	240-1028-4	NM	06/10/2011	06/24/2011	06/28/2011	14	4	18
240-1112-1	PCB	UG/KG	DR-SB-26-10	240-1112-2	NM	06/13/2011	06/24/2011	07/01/2011	11	7	18
240-1112-1	PCB	UG/KG	DR-SB-27-02	240-1112-3	NM	06/13/2011	06/24/2011	07/01/2011	11	7	18
240-1112-1	PCB	UG/KG	DR-SB-27-10	240-1112-4	NM	06/13/2011	06/24/2011	07/01/2011	11	7	18
240-1112-1	PCB	UG/KG	DR-SB-26-02	240-1112-1	NM	06/13/2011	06/24/2011	07/01/2011	11	7	18
240-1112-1	PCB	UG/KG	DR-SB-32-02	240-1112-13	NM	06/14/2011	06/24/2011	07/02/2011	10	8	18
240-1112-1	PCB	UG/KG	DR-SB-31-14	240-1112-12	NM	06/14/2011	06/24/2011	07/02/2011	10	8	18
240-1112-1	PCB	UG/KG	DR-SB-28-02	240-1112-5	NM	06/13/2011	06/24/2011	07/01/2011	11	7	18
240-1112-1	PCB	UG/KG	DR-SB-35-10	240-1112-20	NM	06/14/2011	06/24/2011	07/02/2011	10	8	18
240-1112-1	PCB	UG/KG	DR-SB-29-10	240-1112-8	NM	06/13/2011	06/24/2011	07/02/2011	11	8	19

SDG	SORT	UNITS	NSAMPLE	LAB_ID	QC_TYPE	SAMP_DATE	EXTR_DATE	ANAL_DATE	SMP_EXTR	EXTR_ANL	SMP_ANL
240-1112-1	PCB	UG/KG	DR-SB-35-02	240-1112-19	NM	06/14/2011	06/24/2011	07/02/2011	10	8	18
240-1112-1	PCB	UG/KG	DR-SB-34-08	240-1112-18	NM	06/14/2011	06/24/2011	07/02/2011	10	8	18
240-1112-1	PCB	UG/KG	DR-SB-30-08	240-1112-10	NM	06/14/2011	06/24/2011	07/02/2011	10	8	18
240-1112-1	PCB	UG/KG	DR-SB-31-02	240-1112-11	NM	06/14/2011	06/24/2011	07/02/2011	10	8	18
240-1112-1	PCB	UG/KG	DR-SB-30-02	240-1112-9	NM	06/14/2011	06/24/2011	07/02/2011	10	8	18
240-1112-1	PCB	UG/KG	DR-SB-29-02	240-1112-7	NM	06/13/2011	06/24/2011	07/02/2011	11	8	19
240-1112-1	PCB	UG/KG	DR-SB-33-12	240-1112-16	NM	06/14/2011	06/24/2011	07/02/2011	10	8	18
240-1112-1	PCB	UG/KG	DR-SB-34-02	240-1112-17	NM	06/14/2011	06/24/2011	07/02/2011	10	8	18
240-1112-1	PCB	UG/KG	DR-SB-33-02	240-1112-15	NM	06/14/2011	06/24/2011	07/02/2011	10	8	18
240-1112-1	PCB	UG/KG	DR-SB-28-10	240-1112-6	NM	06/13/2011	06/24/2011	07/02/2011	11	8	19
240-1112-1	PCB	UG/KG	DR-SB-32-12	240-1112-14	NM	06/14/2011	06/24/2011	07/02/2011	10	8	18
240-1028-1	DRO	MG/KG	DR-TP-A48-04	240-1028-4	NM	06/10/2011	06/23/2011	06/27/2011	13	4	17
240-1028-1	DRO	MG/KG	DR-TP-A47-10	240-1028-1	NM	06/10/2011	06/23/2011	06/27/2011	13	4	17
240-1028-1	DRO	MG/KG	DR-TP-A46-06	240-1028-3	NM	06/10/2011	06/23/2011	06/27/2011	13	4	17
240-1028-1	DRO	MG/KG	DR-TP-A45-08	240-1028-2	NM	06/10/2011	06/23/2011	06/27/2011	13	4	17
240-1112-1	DRO	MG/KG	DR-SB-29-02	240-1112-7	NM	06/13/2011	06/24/2011	06/28/2011	11	4	15
240-1112-1	DRO	MG/KG	DR-SB-29-10	240-1112-8	NM	06/13/2011	06/24/2011	06/27/2011	11	3	14
240-1112-1	DRO	MG/KG	DR-SB-34-08	240-1112-18	NM	06/14/2011	06/27/2011	06/30/2011	13	3	16
240-1112-1	DRO	MG/KG	DR-SB-34-02	240-1112-17	NM	06/14/2011	06/27/2011	07/01/2011	13	4	17

SDG	SORT	UNITS	NSAMPLE	LAB_ID	QC_TYPE	SAMP_DATE	EXTR_DATE	ANAL_DATE	SMP_EXTR	EXTR_ANL	SMP_ANL
240-1112-1	DRO	MG/KG	DR-SB-33-12	240-1112-16	NM	06/14/2011	06/27/2011	06/30/2011	13	3	16
240-1112-1	DRO	MG/KG	DR-SB-30-08	240-1112-10	NM	06/14/2011	06/27/2011	06/30/2011	13	3	16
240-1112-1	DRO	MG/KG	DR-SB-33-02	240-1112-15	NM	06/14/2011	06/27/2011	06/30/2011	13	3	16
240-1112-1	DRO	MG/KG	DR-SB-31-02	240-1112-11	NM	06/14/2011	06/27/2011	07/01/2011	13	4	17
240-1112-1	DRO	MG/KG	DR-SB-31-14	240-1112-12	NM	06/14/2011	06/27/2011	06/30/2011	13	3	16
240-1112-1	DRO	MG/KG	DR-SB-32-12	240-1112-14	NM	06/14/2011	06/27/2011	06/30/2011	13	3	16
240-1112-1	DRO	MG/KG	DR-SB-30-02	240-1112-9	NM	06/14/2011	06/27/2011	06/30/2011	13	3	16
240-1112-1	DRO	MG/KG	DR-SB-26-10	240-1112-2	NM	06/13/2011	06/24/2011	06/27/2011	11	3	14
240-1112-1	DRO	MG/KG	DR-SB-35-02	240-1112-19	NM	06/14/2011	06/27/2011	07/01/2011	13	4	17
240-1112-1	DRO	MG/KG	DR-SB-26-02	240-1112-1	NM	06/13/2011	06/24/2011	06/27/2011	11	3	14
240-1112-1	DRO	MG/KG	DR-SB-32-02	240-1112-13	NM	06/14/2011	06/27/2011	07/01/2011	13	4	17
240-1112-1	DRO	MG/KG	DR-SB-27-02	240-1112-3	NM	06/13/2011	06/24/2011	06/28/2011	11	4	15
240-1112-1	DRO	MG/KG	DR-SB-27-10	240-1112-4	NM	06/13/2011	06/24/2011	06/27/2011	11	3	14
240-1112-1	DRO	MG/KG	DR-SB-28-02	240-1112-5	NM	06/13/2011	06/24/2011	06/27/2011	11	3	14
240-1112-1	DRO	MG/KG	DR-SB-35-10	240-1112-20	NM	06/14/2011	06/27/2011	06/30/2011	13	3	16
240-1112-1	DRO	MG/KG	DR-SB-28-10	240-1112-6	NM	06/13/2011	06/24/2011	06/27/2011	11	3	14
240-1564-1	DRO	UG/L	MSA-MW-37S-062811	240-1564-3	NM	06/28/2011	06/30/2011	07/05/2011	2	5	7
240-1564-1	DRO	UG/L	MSA-MW30I-062911	240-1591-2	NM	06/29/2011	07/01/2011	07/05/2011	2	4	6
240-1564-1	DRO	UG/L	MSA-MW-39S-062811	240-1564-1	NM	06/28/2011	06/30/2011	07/05/2011	2	5	7

SDG	SORT	UNITS	NSAMPLE	LAB_ID	QC_TYPE	SAMP_DATE	EXTR_DATE	ANAL_DATE	SMP_EXTR	EXTR_ANL	SMP_ANL
240-1564-1	DRO	UG/L	MSA-MW38S-062911	240-1591-1	NM	06/29/2011	07/01/2011	07/05/2011	2	4	6
240-1564-1	DRO	UG/L	MSA-MW-35S-062811	240-1564-2	NM	06/28/2011	06/30/2011	07/05/2011	2	5	7
240-1702-1	DRO	UG/L	MSA-MW36S-070511	240-1702-1	NM	07/05/2011	07/07/2011	07/11/2011	2	4	6
240-1028-1	GRO	UG/KG	DR-TP-A45-08	240-1028-2	NM	06/10/2011	06/18/2011	06/18/2011	8	0	8
240-1028-1	GRO	UG/KG	DR-TP-A46-06	240-1028-3	NM	06/10/2011	06/18/2011	06/18/2011	8	0	8
240-1028-1	GRO	UG/KG	DR-TP-A47-10	240-1028-1	NM	06/10/2011	06/18/2011	06/18/2011	8	0	8
240-1028-1	GRO	UG/KG	DR-TP-A48-04	240-1028-4	NM	06/10/2011	06/18/2011	06/18/2011	8	0	8
240-1112-1	GRO	UG/KG	DR-SB-35-10	240-1112-20	NM	06/14/2011	06/23/2011	06/23/2011	9	0	9
240-1112-1	GRO	UG/KG	DR-SB-33-02	240-1112-15	NM	06/14/2011	06/23/2011	06/23/2011	9	0	9
240-1112-1	GRO	UG/KG	DR-SB-34-08	240-1112-18	NM	06/14/2011	06/23/2011	06/23/2011	9	0	9
240-1112-1	GRO	UG/KG	DR-SB-35-02	240-1112-19	NM	06/14/2011	06/23/2011	06/23/2011	9	0	9
240-1112-1	GRO	UG/KG	DR-SB-34-02	240-1112-17	NM	06/14/2011	06/23/2011	06/23/2011	9	0	9
240-1112-1	GRO	UG/KG	DR-SB-28-10	240-1112-6	NM	06/13/2011	06/22/2011	06/22/2011	9	0	9
240-1112-1	GRO	UG/KG	DR-SB-32-12	240-1112-14	NM	06/14/2011	06/23/2011	06/23/2011	9	0	9
240-1112-1	GRO	UG/KG	DR-SB-33-12	240-1112-16	NM	06/14/2011	06/23/2011	06/23/2011	9	0	9
240-1112-1	GRO	UG/KG	DR-SB-26-10	240-1112-2	NM	06/13/2011	06/22/2011	06/22/2011	9	0	9
240-1112-1	GRO	UG/KG	DR-SB-28-02	240-1112-5	NM	06/13/2011	06/22/2011	06/22/2011	9	0	9
240-1112-1	GRO	UG/KG	DR-SB-30-02	240-1112-9	NM	06/14/2011	06/23/2011	06/23/2011	9	0	9
240-1112-1	GRO	UG/KG	DR-SB-31-02	240-1112-11	NM	06/14/2011	06/23/2011	06/23/2011	9	0	9

SDG	SORT	UNITS	NSAMPLE	LAB_ID	QC_TYPE	SAMP_DATE	EXTR_DATE	ANAL_DATE	SMP_EXTR	EXTR_ANL	SMP_ANL
240-1112-1	GRO	UG/KG	DR-SB-26-02	240-1112-1	NM	06/13/2011	06/22/2011	06/22/2011	9	0	9
240-1112-1	GRO	UG/KG	DR-SB-27-10	240-1112-4	NM	06/13/2011	06/22/2011	06/22/2011	9	0	9
240-1112-1	GRO	UG/KG	DR-SB-31-14	240-1112-12	NM	06/13/2011	06/13/2011	06/22/2011	0	9	9
240-1112-1	GRO	UG/KG	DR-SB-32-02	240-1112-13	NM	06/14/2011	06/23/2011	06/23/2011	9	0	9
240-1112-1	GRO	UG/KG	DR-SB-30-08	240-1112-10	NM	06/14/2011	06/23/2011	06/23/2011	9	0	9
240-1112-1	GRO	UG/KG	DR-SB-27-02	240-1112-3	NM	06/13/2011	06/22/2011	06/22/2011	9	0	9
240-1112-1	GRO	UG/KG	DR-SB-29-10	240-1112-8	NM	06/13/2011	06/23/2011	06/23/2011	10	0	10
240-1112-1	GRO	UG/KG	DR-SB-29-02	240-1112-7	NM	06/13/2011	06/13/2011	06/22/2011	0	9	9
240-1564-1	GRO	UG/L	MSA-MW30I-062911	240-1591-2	NM	06/29/2011	07/07/2011	07/07/2011	8	0	8
240-1564-1	GRO	UG/L	MSA-MW-35S-062811	240-1564-2	NM	06/28/2011	07/04/2011	07/04/2011	6	0	6
240-1564-1	GRO	UG/L	MSA-MW38S-062911	240-1591-1	NM	06/29/2011	07/04/2011	07/04/2011	5	0	5
240-1564-1	GRO	UG/L	MSA-MW-39S-062811	240-1564-1	NM	06/28/2011	07/04/2011	07/04/2011	6	0	6
240-1564-1	GRO	UG/L	MSA-MW-37S-062811	240-1564-3	NM	06/28/2011	07/04/2011	07/04/2011	6	0	6
240-1702-1	GRO	UG/L	MSA-MW36S-070511	240-1702-1	NM	07/05/2011	07/14/2011	07/14/2011	9	0	9
240-1028-1	TPH	MG/KG	DR-TP-A48-04	240-1028-4	NM	06/10/2011	06/23/2011	06/27/2011	13	4	17
240-1028-1	TPH	MG/KG	DR-TP-A47-10	240-1028-1	NM	06/10/2011	06/23/2011	06/27/2011	13	4	17
240-1028-1	TPH	MG/KG	DR-TP-A45-08	240-1028-2	NM	06/10/2011	06/23/2011	06/27/2011	13	4	17
240-1028-1	TPH	MG/KG	DR-TP-A46-06	240-1028-3	NM	06/10/2011	06/23/2011	06/27/2011	13	4	17
240-1112-1	TPH	MG/KG	DR-SB-35-02	240-1112-19	NM	06/14/2011	06/27/2011	07/01/2011	13	4	17

SDG	SORT	UNITS	NSAMPLE	LAB_ID	QC_TYPE	SAMP_DATE	EXTR_DATE	ANAL_DATE	SMP_EXTR	EXTR_ANL	SMP_ANL
240-1112-1	TPH	MG/KG	DR-SB-28-02	240-1112-5	NM	06/13/2011	06/24/2011	06/27/2011	11	3	14
240-1112-1	TPH	MG/KG	DR-SB-35-10	240-1112-20	NM	06/14/2011	06/27/2011	06/30/2011	13	3	16
240-1112-1	TPH	MG/KG	DR-SB-26-02	240-1112-1	NM	06/13/2011	06/24/2011	06/27/2011	11	3	14
240-1112-1	TPH	MG/KG	DR-SB-27-02	240-1112-3	NM	06/13/2011	06/24/2011	06/28/2011	11	4	15
240-1112-1	TPH	MG/KG	DR-SB-32-02	240-1112-13	NM	06/14/2011	06/27/2011	07/01/2011	13	4	17
240-1112-1	TPH	MG/KG	DR-SB-26-10	240-1112-2	NM	06/13/2011	06/24/2011	06/27/2011	11	3	14
240-1112-1	TPH	MG/KG	DR-SB-27-10	240-1112-4	NM	06/13/2011	06/24/2011	06/27/2011	11	3	14
240-1112-1	TPH	MG/KG	DR-SB-34-02	240-1112-17	NM	06/14/2011	06/27/2011	07/01/2011	13	4	17
240-1112-1	TPH	MG/KG	DR-SB-30-08	240-1112-10	NM	06/14/2011	06/27/2011	06/30/2011	13	3	16
240-1112-1	TPH	MG/KG	DR-SB-33-12	240-1112-16	NM	06/14/2011	06/27/2011	06/30/2011	13	3	16
240-1112-1	TPH	MG/KG	DR-SB-31-02	240-1112-11	NM	06/14/2011	06/27/2011	07/01/2011	13	4	17
240-1112-1	TPH	MG/KG	DR-SB-29-10	240-1112-8	NM	06/13/2011	06/24/2011	06/27/2011	11	3	14
240-1112-1	TPH	MG/KG	DR-SB-33-02	240-1112-15	NM	06/14/2011	06/27/2011	06/30/2011	13	3	16
240-1112-1	TPH	MG/KG	DR-SB-32-12	240-1112-14	NM	06/14/2011	06/27/2011	06/30/2011	13	3	16
240-1112-1	TPH	MG/KG	DR-SB-30-02	240-1112-9	NM	06/14/2011	06/27/2011	06/30/2011	13	3	16
240-1112-1	TPH	MG/KG	DR-SB-31-14	240-1112-12	NM	06/14/2011	06/27/2011	06/30/2011	13	3	16
240-1112-1	TPH	MG/KG	DR-SB-29-02	240-1112-7	NM	06/13/2011	06/24/2011	06/28/2011	11	4	15
240-1112-1	TPH	MG/KG	DR-SB-28-10	240-1112-6	NM	06/13/2011	06/24/2011	06/27/2011	11	3	14
240-1112-1	TPH	MG/KG	DR-SB-34-08	240-1112-18	NM	06/14/2011	06/27/2011	06/30/2011	13	3	16

SDG	SORT	UNITS	NSAMPLE	LAB_ID	QC_TYPE	SAMP_DATE	EXTR_DATE	ANAL_DATE	SMP_EXTR	EXTR_ANL	SMP_ANL
240-1028-1	TPH	UG/KG	DR-TP-A48-04	240-1028-4	NM	06/10/2011	06/18/2011	06/18/2011	8	0	8
240-1028-1	TPH	UG/KG	DR-TP-A45-08	240-1028-2	NM	06/10/2011	06/18/2011	06/18/2011	8	0	8
240-1028-1	TPH	UG/KG	DR-TP-A47-10	240-1028-1	NM	06/10/2011	06/18/2011	06/18/2011	8	0	8
240-1028-1	TPH	UG/KG	DR-TP-A46-06	240-1028-3	NM	06/10/2011	06/18/2011	06/18/2011	8	0	8
240-1112-1	TPH	UG/KG	DR-SB-31-14	240-1112-12	NM	06/13/2011	06/13/2011	06/22/2011	0	9	9
240-1112-1	TPH	UG/KG	DR-SB-28-10	240-1112-6	NM	06/13/2011	06/22/2011	06/22/2011	9	0	9
240-1112-1	TPH	UG/KG	DR-SB-26-10	240-1112-2	NM	06/13/2011	06/22/2011	06/22/2011	9	0	9
240-1112-1	TPH	UG/KG	DR-SB-27-02	240-1112-3	NM	06/13/2011	06/22/2011	06/22/2011	9	0	9
240-1112-1	TPH	UG/KG	DR-SB-33-12	240-1112-16	NM	06/14/2011	06/23/2011	06/23/2011	9	0	9
240-1112-1	TPH	UG/KG	DR-SB-29-02	240-1112-7	NM	06/13/2011	06/13/2011	06/22/2011	0	9	9
240-1112-1	TPH	UG/KG	DR-SB-35-10	240-1112-20	NM	06/14/2011	06/23/2011	06/23/2011	9	0	9
240-1112-1	TPH	UG/KG	DR-SB-34-08	240-1112-18	NM	06/14/2011	06/23/2011	06/23/2011	9	0	9
240-1112-1	TPH	UG/KG	DR-SB-32-12	240-1112-14	NM	06/14/2011	06/23/2011	06/23/2011	9	0	9
240-1112-1	TPH	UG/KG	DR-SB-35-02	240-1112-19	NM	06/14/2011	06/23/2011	06/23/2011	9	0	9
240-1112-1	TPH	UG/KG	DR-SB-30-08	240-1112-10	NM	06/14/2011	06/23/2011	06/23/2011	9	0	9
240-1112-1	TPH	UG/KG	DR-SB-32-02	240-1112-13	NM	06/14/2011	06/23/2011	06/23/2011	9	0	9
240-1112-1	TPH	UG/KG	DR-SB-30-02	240-1112-9	NM	06/14/2011	06/23/2011	06/23/2011	9	0	9
240-1112-1	TPH	UG/KG	DR-SB-33-02	240-1112-15	NM	06/14/2011	06/23/2011	06/23/2011	9	0	9
240-1112-1	TPH	UG/KG	DR-SB-26-02	240-1112-1	NM	06/13/2011	06/22/2011	06/22/2011	9	0	9

SDG	SORT	UNITS	NSAMPLE	LAB_ID	QC_TYPE	SAMP_DATE	EXTR_DATE	ANAL_DATE	SMP_EXTR	EXTR_ANL	SMP_ANL
240-1112-1	TPH	UG/KG	DR-SB-29-10	240-1112-8	NM	06/13/2011	06/23/2011	06/23/2011	10	0	10
240-1112-1	TPH	UG/KG	DR-SB-31-02	240-1112-11	NM	06/14/2011	06/23/2011	06/23/2011	9	0	9
240-1112-1	TPH	UG/KG	DR-SB-27-10	240-1112-4	NM	06/13/2011	06/22/2011	06/22/2011	9	0	9
240-1112-1	TPH	UG/KG	DR-SB-34-02	240-1112-17	NM	06/14/2011	06/23/2011	06/23/2011	9	0	9
240-1112-1	TPH	UG/KG	DR-SB-28-02	240-1112-5	NM	06/13/2011	06/22/2011	06/22/2011	9	0	9
240-1564-1	TPH	UG/L	MSA-MW-39S-062811	240-1564-1	NM	06/28/2011	06/30/2011	07/05/2011	2	5	7
240-1564-1	TPH	UG/L	MSA-MW-39S-062811	240-1564-1	NM	06/28/2011	07/04/2011	07/04/2011	6	0	6
240-1564-1	TPH	UG/L	MSA-MW38S-062911	240-1591-1	NM	06/29/2011	07/04/2011	07/04/2011	5	0	5
240-1564-1	TPH	UG/L	MSA-MW38S-062911	240-1591-1	NM	06/29/2011	07/01/2011	07/05/2011	2	4	6
240-1564-1	TPH	UG/L	MSA-MW-35S-062811	240-1564-2	NM	06/28/2011	07/04/2011	07/04/2011	6	0	6
240-1564-1	TPH	UG/L	MSA-MW-37S-062811	240-1564-3	NM	06/28/2011	07/04/2011	07/04/2011	6	0	6
240-1564-1	TPH	UG/L	MSA-MW-35S-062811	240-1564-2	NM	06/28/2011	06/30/2011	07/05/2011	2	5	7
240-1564-1	TPH	UG/L	MSA-MW30I-062911	240-1591-2	NM	06/29/2011	07/07/2011	07/07/2011	8	0	8
240-1564-1	TPH	UG/L	MSA-MW-37S-062811	240-1564-3	NM	06/28/2011	06/30/2011	07/05/2011	2	5	7
240-1564-1	TPH	UG/L	MSA-MW30I-062911	240-1591-2	NM	06/29/2011	07/01/2011	07/05/2011	2	4	6
240-1702-1	TPH	UG/L	MSA-MW36S-070511	240-1702-1	NM	07/05/2011	07/07/2011	07/11/2011	2	4	6
240-1702-1	TPH	UG/L	MSA-MW36S-070511	240-1702-1	NM	07/05/2011	07/14/2011	07/14/2011	9	0	9
240-1028-1	OV	UG/KG	DR-TP-A48-04	240-1028-4	NM	06/11/2011	06/11/2011	06/21/2011	0	10	10
240-1028-1	OV	UG/KG	DR-TP-A47-10	240-1028-1	NM	06/11/2011	06/11/2011	06/21/2011	0	10	10

SDG	SORT	UNITS	NSAMPLE	LAB_ID	QC_TYPE	SAMP_DATE	EXTR_DATE	ANAL_DATE	SMP_EXTR	EXTR_ANL	SMP_ANL
240-1112-1	OV	UG/KG	DR-SB-32-02	240-1112-13	NM	06/15/2011	06/15/2011	06/27/2011	0	12	12
240-1112-1	OV	UG/KG	DR-SB-33-02	240-1112-15	NM	06/15/2011	06/15/2011	06/27/2011	0	12	12
240-1112-1	OV	UG/KG	DR-SB-31-14	240-1112-12	NM	06/23/2011	06/23/2011	06/27/2011	0	4	4
240-1112-1	OV	UG/KG	DR-SB-30-02	240-1112-9	NM	06/15/2011	06/15/2011	06/27/2011	0	12	12
240-1112-1	OV	UG/KG	DR-SB-33-12	240-1112-16	NM	06/15/2011	06/15/2011	06/27/2011	0	12	12
240-1112-1	OV	UG/KG	DR-SB-31-02	240-1112-11	NM	06/15/2011	06/15/2011	06/27/2011	0	12	12
240-1112-1	OV	UG/KG	DR-SB-27-10	240-1112-4	NM	06/23/2011	06/23/2011	06/27/2011	0	4	4
240-1112-1	OV	UG/KG	DR-SB-35-10	240-1112-20	NM	06/15/2011	06/15/2011	06/28/2011	0	13	13
240-1112-1	OV	UG/KG	DR-SB-34-02	240-1112-17	NM	06/15/2011	06/15/2011	06/27/2011	0	12	12
240-1112-1	OV	UG/KG	DR-SB-35-02	240-1112-19	NM	06/15/2011	06/15/2011	06/27/2011	0	12	12
240-1112-1	OV	UG/KG	DR-SB-27-02	240-1112-3	NM	06/15/2011	06/15/2011	06/27/2011	0	12	12
240-1564-1	OV	UG/L	MSA-MW-39S-062811	240-1564-1	NM	06/28/2011	07/06/2011	07/06/2011	8	0	8
240-1564-1	OV	UG/L	MSA-MW-35S-062811	240-1564-2	NM	06/28/2011	07/06/2011	07/06/2011	8	0	8
240-1564-1	OV	UG/L	TB-062811	240-1564-4	NM	06/28/2011	07/06/2011	07/06/2011	8	0	8
240-1702-1	OV	UG/L	TB-070511	240-1702-2	NM	07/05/2011	07/12/2011	07/12/2011	7	0	7
240-1702-1	OV	UG/L	MSA-MW36S-070511	240-1702-1	NM	07/05/2011	07/18/2011	07/18/2011	13	0	13

CASE NARRATIVE

Client: Tetra Tech NUS Inc

Project: MSA Compass Rose Investigation 2011

Report Number: 240-1028-1

With the exceptions noted as flags or footnotes, standard analytical protocols were followed in the analysis of the samples and no problems were encountered or anomalies observed. In addition all laboratory quality control samples were within established control limits, with any exceptions noted below. Each sample was analyzed to achieve the lowest possible reporting limit within the constraints of the method. In some cases, due to interference or analytes present at high concentrations, samples were diluted. For diluted samples, the reporting limits are adjusted relative to the dilution required.

TestAmerica North Canton attests to the validity of the laboratory data generated by TestAmerica facilities reported herein. All analyses performed by TestAmerica facilities were done using established laboratory SOPs that incorporate QA/QC procedures described in the application methods. TestAmerica's operations groups have reviewed the data for compliance with the laboratory QA/QC plan, and data have been found to be compliant with laboratory protocols unless otherwise noted below.

The test results in this report meet all NELAP requirements for parameters for which accreditation is required or available. Any exceptions to NELAP requirements are noted in this report. Pursuant to NELAP, this report may not be reproduced, except in full, without the written approval of the laboratory.

Calculations are performed before rounding to avoid round-off errors in calculated results.

All holding times were met and proper preservation noted for the methods performed on these samples, unless otherwise detailed in the individual sections below.

All solid sample results are reported on an "as received" basis unless otherwise indicated by the presence of a % solids value in the method header.

This laboratory report is confidential and is intended for the sole use of TestAmerica and its client.

RECEIPT

The samples were received on 06/11/2011; the samples arrived in good condition, properly preserved and on ice. The temperature of the coolers at receipt was 3.2 C.

VOLATILE ORGANIC COMPOUNDS (GC-MS)

Samples DR-TP-A47-10 (240-1028-1), DR-TP-A45-08 (240-1028-2), DR-TP-A46-06 (240-1028-3) and DR-TP-A48-04 (240-1028-4) were analyzed for volatile organic compounds (GC-MS) in accordance with EPA SW-846 Method 8260B. The samples were analyzed on 06/21/2011.

o Acetone and Methylene Chloride were detected in method blank MB 240-5403/6 at levels exceeding the reporting limit. If the associated sample reported a result above the MDL and/or RL, the result has been "B" flagged.

o Naphthalene was detected in method blank MB 240-5403/6 at a level that was above the method detection limit but below the reporting limit. The value should be considered an estimate, and has been flagged "J". If the associated sample reported a result above the MDL and/or RL, the result has been "B" flagged. Refer to the QC report for details.

Chloroethane failed the recovery criteria high for LCS 240-5403/7. Refer to the QC report for details.

No data has been generated for Sample TB-061011. The sample was logged when samples were received, and there is no anomaly documented on the cooler receipt information. However, the GC-MS group leader indicates that the sample was never recorded as received by that group after login. The sample was never analyzed, and the sample vials cannot be found.

The laboratory control sample for batch 5403 exceeded control limits for the following analyte: Chloroethane. Chloroethane has been identified as a poor performing analyte when analyzed using this method; therefore, re-extraction/re-analysis was not performed. Batch precision also exceeded control limits for these analyte. These results have been reported and qualified

There were no client requested MS/MSD on samples in batch 5403.

No other difficulties were encountered during the volatiles analyses.

All other quality control parameters were within the acceptance limits.

SEMIVOLATILES
Samples DR-TP-A47-10 (240-1028-1), DR-TP-A45-08 (240-1028-2), DR-TP-A46-06 (240-1028-3) and DR-TP-A48-04 (240-1028-4) were analyzed for Semivolatiles in accordance with 8270D. The samples were analyzed on 07/07/2011.

No difficulties were encountered during the Semi volatiles analyses.

All quality control parameters were within the acceptance limits.

GRO
Samples DR-TP-A47-10 (240-1028-1), DR-TP-A45-08 (240-1028-2), DR-TP-A46-06 (240-1028-3) and DR-TP-A48-04 (240-1028-4) were analyzed for GRO in accordance with 8015C. The samples were analyzed on 06/18/2011.

No difficulties were encountered during the GRO analyses.

All quality control parameters were within the acceptance limits.

DRO
Samples DR-TP-A47-10 (240-1028-1), DR-TP-A45-08 (240-1028-2), DR-TP-A46-06 (240-1028-3) and DR-TP-A48-04 (240-1028-4) were analyzed for DRO in accordance with 8015C. The samples were analyzed on 06/27/2011.

No difficulties were encountered during the DRO analyses.

All quality control parameters were within the acceptance limits.

PCBS
Samples DR-TP-A47-10 (240-1028-1), DR-TP-A45-08 (240-1028-2), DR-TP-A46-06 (240-1028-3) and DR-TP-A48-04 (240-1028-4) were analyzed for PCBs in accordance with 8082A. The samples were analyzed on 06/28/2011.

The following samples required a tetrabutylammonium sulfite (TBA) clean-up to reduce matrix interferences caused by sulfur: DR-TP-A45-08 (240-1028-2), DR-TP-A46-06 (240-1028-3), DR-TP-A47-10 (240-1028-1), and DR-TP-A48-04 (240-1028-4).

No difficulties were encountered during the PCBs analyses.

All quality control parameters were within the acceptance limits.

METALS (ICP)
Samples DR-TP-A47-10 (240-1028-1), DR-TP-A45-08 (240-1028-2), DR-TP-A46-06 (240-1028-3) and DR-TP-A48-04 (240-1028-4) were analyzed for Metals (ICP) in accordance with EPA SW-846 Method 6010C. The samples were analyzed on 07/08/2011.

Barium was detected in method blank MB 240-6908/1-A at a level that was above the method detection limit but below the reporting limit. The value should be considered an estimate, and has been flagged "J". If the associated sample reported a result above the MDL and/or RL, the result has been "B" flagged. Refer to the QC report for details.

Antimony failed the recovery criteria low for the MS and MSD of sample 240-944-2 in batch 240-7831. Chromium failed the recovery criteria high.

No other difficulties were encountered during the metals analyses.

All other quality control parameters were within the acceptance limits.

MERCURY
Samples DR-TP-A47-10 (240-1028-1), DR-TP-A45-08 (240-1028-2), DR-TP-A46-06 (240-1028-3) and DR-TP-A48-04 (240-1028-4) were analyzed for mercury in accordance with EPA SW-846 Method 7471B. The samples were analyzed on 07/05/2011.

No difficulties were encountered during the mercury analyses.

All quality control parameters were within the acceptance limits.

PERCENT SOLIDS
Samples DR-TP-A47-10 (240-1028-1), DR-TP-A45-08 (240-1028-2), DR-TP-A46-06 (240-1028-3) and DR-TP-A48-04 (240-1028-4) were analyzed for percent solids in accordance with EPA SW846 3550C. The samples were analyzed on 06/13/2011.

No difficulties were encountered during the % solids analyses.

All quality control parameters were within the acceptance limits.

Sample Login Acknowledgement

Job 240-1028-1

Client Job Description:	MSA Compass Rose Investigation 2011	**Report To:**	Tetra Tech NUS Inc
Purchase Order #:	1072975		Dev Murali
Work Order #:	112IC03328		20251 Century Blvd Suite 200 Germantown, MD 20874
Project Manager:	Patrick J O'Meara		
Job Due Date:	7/1/2011		
Job TAT:	15 Days		
Max Deliverable Level:	IV	**Bill To:**	Tetra Tech NUS Inc
			Dev Murali
Earliest Deliverable Due:	7/1/2011		20251 Century Blvd Suite 200 Germantown, MD 20874

Login 240-1028

Sample Receipt:	6/11/2011 9:45:00 AM	**Number of Coolers:**	1
Method of Delivery:	FedEx Std Overnight	**Cooler Temperature(s) (C°):**	3.2;

Lab Sample # / Method	Client Sample ID / Method Description / Work Location	Date Sampled	Matrix	Rpt Basis	Dry / Wet **
240-1028-1	**DR-TP-A47-10**	**6/10/2011 10:05:00 AM**	**Solid**		
6010C	Project ICPMS Metals / In-Lab			Total	Dry
	Analytes: Ag, As, Ba, Be, Cd, Co, Cr, Cu, Mo, Ni, Pb, Sb, Se, Tl, V, Zn				
7471B	Mercury / In-Lab			Total	Dry
	Analytes: Hg				
8015C_DRO	TPH DRO / In-Lab			Total	Dry
8015C_GRO	TPH GRO - Chicago / TestAmerica Chicago			Total	Dry
8082A	PCBs / In-Lab			Total	Dry
8260B	Project VOCs + TICs (includes Terracores) / In-Lab			Total	Dry
8270D	Project SVOCs+1,4-dioxane / In-Lab			Total	Dry
Moisture	Percent Solids / In-Lab			Total	Wet
	Analytes: Percent Solids				
240-1028-2	**DR-TP-A45-08**	**6/10/2011 11:40:00 AM**	**Solid**		
6010C	Project ICPMS Metals / In-Lab			Total	Dry
	Analytes: Ag, As, Ba, Be, Cd, Co, Cr, Cu, Mo, Ni, Pb, Sb, Se, Tl, V, Zn				
7471B	Mercury / In-Lab			Total	Dry
	Analytes: Hg				
8015C_DRO	TPH DRO / In-Lab			Total	Dry
8015C_GRO	TPH GRO - Chicago / TestAmerica Chicago			Total	Dry
8082A	PCBs / In-Lab			Total	Dry
8260B	Project VOCs + TICs (includes Terracores) / In-Lab			Total	Dry
8270D	Project SVOCs+1,4-dioxane / In-Lab			Total	Dry
Moisture	Percent Solids / In-Lab			Total	Wet
	Analytes: Percent Solids				
240-1028-3	**DR-TP-A46-06**	**6/10/2011 12:40:00 PM**	**Solid**		
6010C	Project ICPMS Metals / In-Lab			Total	Dry
	Analytes: Ag, As, Ba, Be, Cd, Co, Cr, Cu, Mo, Ni, Pb, Sb, Se, Tl, V, Zn				
7471B	Mercury / In-Lab			Total	Dry
	Analytes: Hg				
8015C_DRO	TPH DRO / In-Lab			Total	Dry

* Method on-hold

** Wet/Dry indicates whether the reported results will be corrected for moisture content, and based on sample Wet weight or Dry

Sample Login Acknowledgement

Lab Sample #	Client Sample ID	Date Sampled	Matrix		
Method	**Method Description / Work Location**			**Rpt Basis**	**Dry / Wet ****
8015C_GRO	TPH GRO - Chicago / TestAmerica Chicago			Total	Dry
8082A	PCBs / In-Lab			Total	Dry
8260B	Project VOCs + TICs (includes Terracores) / In-Lab			Total	Dry
8270D	Project SVOCs+1,4-dioxane / In-Lab			Total	Dry
Moisture	Percent Solids / In-Lab			Total	Wet
	Analytes: Percent Solids				
240-1028-4	**DR-TP-A48-04**	**6/10/2011 2:50:00 PM**	**Solid**		
6010C	Project ICPMS Metals / In-Lab			Total	Dry
	Analytes: Ag, As, Ba, Be, Cd, Co, Cr, Cu, Mo, Ni, Pb, Sb, Se, Tl, V, Zn				
7471B	Mercury / In-Lab			Total	Dry
	Analytes: Hg				
8015C_DRO	TPH DRO / In-Lab			Total	Dry
8015C_GRO	TPH GRO - Chicago / TestAmerica Chicago			Total	Dry
8082A	PCBs / In-Lab			Total	Dry
8260B	Project VOCs + TICs (includes Terracores) / In-Lab			Total	Dry
8270D	Project SVOCs+1,4-dioxane / In-Lab			Total	Dry
Moisture	Percent Solids / In-Lab			Total	Wet
	Analytes: Percent Solids				
240-1028-5	**TB-061011**	**6/10/2011 12:00:00 AM**	**Water**		
8260B	Project VOCs + TICs-Trip Blank / In-Lab			Total	Wet

* Method on-hold

** Wet/Dry indicates whether the reported results will be corrected for moisture content, and based on sample Wet weight or Dry

12-IN
PREPARATION LOG
METALS

Lab Name: TestAmerica North Canton Job No.: 240-1028-1

SDG No.:

Prep Method: 3050B

Lab Sample ID	Preparation Date	Prep Batch	Initial Weight (g)	Initial Volume	Final Volume (mL)
MB 240-6908/1-A	07/01/2011 12:26	6908	1.00		100
LCS 240-6908/2-A	07/01/2011 12:26	6908	1.00		100
240-944-F-2-E MS	07/01/2011 12:26	6908	1.03		100
240-944-F-2-F MSD	07/01/2011 12:26	6908	1.03		100
240-1028-1	07/01/2011 12:26	6908	1.01		100
240-1028-2	07/01/2011 12:26	6908	1.09		100
240-1028-3	07/01/2011 12:26	6908	1.10		100
240-1028-4	07/01/2011 12:26	6908	1.11		100

12-IN
PREPARATION LOG
METALS

Lab Name: TestAmerica North Canton Job No.: 240-1028-1

SDG No.:

Prep Method: 7471B

Lab Sample ID	Preparation Date	Prep Batch	Initial Weight (g)	Initial Volume	Final Volume (mL)
MB 240-6861/1-A	07/01/2011 15:20	6861	0.60		100
LCS 240-6861/2-A	07/01/2011 15:20	6861	0.60		100
240-888-F-1-E MS	07/01/2011 15:20	6861	0.63		100
240-888-F-1-F MSD	07/01/2011 15:20	6861	0.63		100
240-1028-2	07/01/2011 15:20	6861	0.60		100
240-1028-3	07/01/2011 15:20	6861	0.62		100
240-1028-4	07/01/2011 15:20	6861	0.74		100
240-1028-1	07/01/2011 15:20	6861	0.62		100

FORM XII-IN

13-IN
ANALYSIS RUN LOG
METALS

Lab Name: TestAmerica North Canton Job No.: 240-1028-1

SDG No.:

Instrument ID: I6 Method: 6010C

Start Date: 07/08/2011 06:26 End Date: 07/08/2011 21:06

Lab Sample ID	D/F	Type	Time	Analytes															
				Ag	As	Ba	Be	Cd	Co	Cr	Cu	Mo	Ni	Pb	Sb	Se	Tl	V	Zn
STD 240-7831/1 IC			06:26	X	X	X	X	X	X	X	X	X	X	X	X	X	X	X	X
CALSTD 240-7831/2 IC			06:32	X	X	X	X	X	X	X	X	X	X	X	X	X	X	X	X
CALSTD 240-7831/3 IC			06:38	X	X	X	X	X	X	X	X	X	X	X	X	X	X	X	X
CALSTD 240-7831/4 IC			06:44	X	X	X	X	X	X	X	X	X	X	X	X	X	X	X	X
ICV 240-7831/5	1		06:48	X	X	X	X	X	X	X	X	X	X	X	X	X	X	X	X
ICBIS 240-7831/6	1		06:54	X	X	X	X	X	X	X	X	X	X	X	X	X	X	X	X
CRI 240-7831/7			07:00																
CRI 240-7831/8			07:08																
ICSA 240-7831/9	1		07:15	X	X	X	X	X	X	X	X	X	X	X	X	X	X	X	X
ICSAB 240-7831/10	1		07:21	X	X	X	X	X	X	X	X	X	X	X	X	X	X	X	X
CCV 240-7831/11			07:27																
CCB 240-7831/12			07:33																
ZZZZZZ			07:39																
ZZZZZZ			07:45																
ZZZZZZ			07:51																
ZZZZZZ			07:58																
ZZZZZZ			08:04																
ZZZZZZ			08:10																
ZZZZZZ			08:16																
ZZZZZZ			08:22																
ZZZZZZ			08:28																
ZZZZZZ			08:34																
CCV 240-7831/23			08:41																
CCB 240-7831/24			08:47																
ZZZZZZ			08:53																
ZZZZZZ			08:59																
ZZZZZZ			09:05																
ZZZZZZ			09:11																
ZZZZZZ			09:17																
ZZZZZZ			09:24																
ZZZZZZ			09:30																
ZZZZZZ			09:36																
ZZZZZZ			09:42																
CRI 240-7831/34			09:48																
CCV 240-7831/35			09:54																
CCB 240-7831/36			10:00																
ZZZZZZ			10:07																
ZZZZZZ			10:13																
ZZZZZZ			10:19																
ZZZZZZ			10:25																
ZZZZZZ			10:31																
ZZZZZZ			10:37																

13-IN
ANALYSIS RUN LOG
METALS

Lab Name: TestAmerica North Canton Job No.: 240-1028-1

SDG No.:

Instrument ID: I6 Method: 6010C

Start Date: 07/08/2011 06:26 End Date: 07/08/2011 21:06

Lab Sample ID	D/F	Type	Time	Analytes															
				Ag	As	Ba	Be	Cd	Co	Cr	Cu	Mo	Ni	Pb	Sb	Se	Tl	V	Zn
ZZZZZZ			10:43																
ZZZZZZ			10:50																
ZZZZZZ			10:56																
ZZZZZZ			11:02																
CCV 240-7831/47			11:08																
CCB 240-7831/48			11:14																
ZZZZZZ			11:20																
ZZZZZZ			11:26																
ZZZZZZ			11:33																
ZZZZZZ			11:39																
ZZZZZZ			11:45																
ZZZZZZ			11:51																
ZZZZZZ			11:57																
ZZZZZZ			12:03																
ZZZZZZ			12:09																
ZZZZZZ			12:16																
CCV 240-7831/59	1		12:22	X	X	X	X	X	X	X	X	X	X	X	X	X	X	X	X
CCB 240-7831/60	1		12:28	X	X	X	X	X	X	X	X	X	X	X	X	X	X	X	X
ZZZZZZ			12:35																
ZZZZZZ			12:42																
ZZZZZZ			12:48																
ZZZZZZ			12:54																
ZZZZZZ			13:00																
ZZZZZZ			13:06																
CRI 240-7831/67	1		13:12	X	X	X	X	X	X	X	X	X	X	X	X	X	X	X	X
MB 240-6908/1-A	1	T	13:18	X	X	X	X	X	X	X	X	X	X	X	X	X	X	X	X
LCS 240-6908/2-A	1	T	13:25	X	X	X	X	X	X	X	X	X	X	X	X	X	X	X	X
ZZZZZZ			13:31																
CCV 240-7831/71	1		13:37	X	X	X	X	X	X	X	X	X	X	X	X	X	X	X	X
CCB 240-7831/72	1		13:43	X	X	X	X	X	X	X	X	X	X	X	X	X	X	X	X
240-944-F-2-D SD ^5	5	T	13:49	X	X	X	X	X	X	X	X	X	X	X	X	X	X	X	X
240-944-F-2-D PDS	1	T	13:55							X					X				
240-944-F-2-E MS	1	T	14:01	X	X	X	X	X	X	X	X	X	X	X	X	X	X	X	X
240-944-F-2-F MSD	1	T	14:08	X	X	X	X	X	X	X	X	X	X	X	X	X	X	X	X
ZZZZZZ			14:14																
ZZZZZZ			14:20																
ZZZZZZ			14:26																
ZZZZZZ			14:32																
ZZZZZZ			14:38																
ZZZZZZ			14:44																
CCV 240-7831/83	1		14:51	X	X	X	X	X	X	X	X	X	X	X	X	X	X	X	X
CCB 240-7831/84	1		14:57	X	X	X	X	X	X	X	X	X	X	X	X	X	X	X	X

13-IN
ANALYSIS RUN LOG
METALS

Lab Name: TestAmerica North Canton Job No.: 240-1028-1

SDG No.:

Instrument ID: I6 Method: 6010C

Start Date: 07/08/2011 06:26 End Date: 07/08/2011 21:06

Lab Sample ID	D/F	Type	Time	Analytes															
				Ag	As	Ba	Be	Cd	Co	Cr	Cu	Mo	Ni	Pb	Sb	Se	Tl	V	Zn
ZZZZZZ			15:03																
ZZZZZZ			15:09																
ZZZZZZ			15:15																
240-1028-1	1	T	15:21	X	X	X	X	X	X	X	X	X	X	X	X	X	X	X	X
240-1028-2	1	T	15:28	X	X	X	X	X	X	X	X	X	X	X	X	X	X	X	X
240-1028-3	1	T	15:34	X	X	X	X	X	X	X	X	X	X	X	X	X	X	X	X
240-1028-4	1	T	15:40	X	X	X	X	X	X	X	X	X	X	X	X	X	X	X	X
CRI 240-7831/92	1		15:46	X	X	X	X	X	X	X	X	X	X	X	X	X	X	X	X
ZZZZZZ			15:52																
ZZZZZZ			15:58																
CCV 240-7831/95	1		16:04	X	X	X	X	X	X	X	X	X	X	X	X	X	X	X	X
CCB 240-7831/96	1		16:11	X	X	X	X	X	X	X	X	X	X	X	X	X	X	X	X
ZZZZZZ			16:17																
ZZZZZZ			16:23																
ZZZZZZ			16:29																
ZZZZZZ			16:35																
ZZZZZZ			16:41																
ZZZZZZ			16:48																
ZZZZZZ			16:54																
ZZZZZZ			17:00																
ZZZZZZ			17:06																
ZZZZZZ			17:12																
CCV 240-7831/107			17:18																
CCB 240-7831/108			17:24																
ZZZZZZ			17:31																
ZZZZZZ			17:37																
ZZZZZZ			17:43																
ZZZZZZ			17:49																
ZZZZZZ			17:55																
ZZZZZZ			18:01																
ZZZZZZ			18:08																
ZZZZZZ			18:14																
ZZZZZZ			18:20																
ZZZZZZ			18:26																
CCV 240-7831/119			18:32																
CCB 240-7831/120			18:38																
ZZZZZZ			18:45																
ZZZZZZ			18:51																
ZZZZZZ			18:57																
ZZZZZZ			19:03																
CRI 240-7831/125			19:09																
ZZZZZZ			19:15																

13-IN
ANALYSIS RUN LOG
METALS

Lab Name: TestAmerica North Canton Job No.: 240-1028-1

SDG No.:

Instrument ID: I6 Method: 6010C

Start Date: 07/08/2011 06:26 End Date: 07/08/2011 21:06

Lab Sample ID	D/F	Type	Time	Analytes
ZZZZZZ			19:21	
ZZZZZZ			19:28	
ZZZZZZ			19:34	
ZZZZZZ			19:40	
CCV 240-7831/131			19:46	
CCB 240-7831/132			19:52	
ZZZZZZ			19:58	
ZZZZZZ			20:05	
ZZZZZZ			20:11	
ZZZZZZ			20:17	
ZZZZZZ			20:23	
ZZZZZZ			20:29	
ZZZZZZ			20:35	
ZZZZZZ			20:42	
ZZZZZZ			20:48	
ZZZZZZ			20:54	
CCV 240-7831/143			21:00	
CCB 240-7831/144			21:06	

Analytes: Ag As Ba Be Cd Co Cr Cu Mo Ni Pb Sb Se Tl V Zn

Prep Types

T = Total/NA

13-IN
ANALYSIS RUN LOG
METALS

Lab Name: TestAmerica North Canton Job No.: 240-1028-1

SDG No.:

Instrument ID: H1 Method: 7471B

Start Date: 07/05/2011 13:56 End Date: 07/05/2011 19:02

Lab Sample ID	D/F	Type	Time	Analytes: Hg
IC 240-7112/1-A			13:56	X
IC 240-7112/2-A			13:57	X
IC 240-7112/3-A			13:58	X
IC 240-7112/4-A			14:00	X
IC 240-7112/5-A			14:01	X
IC 240-7112/6-A			14:02	X
ICV 240-7112/7-A	1		14:03	X
ICB 240-7112/8-A	1		14:05	X
CRA 240-7112/9-A	1		14:06	X
CCV 240-7112/10-A	1		14:07	X
CCB 240-7112/11-A	1		14:09	X
MB 240-6861/1-A	1	T	14:10	X
LCS 240-6861/2-A	1	T	14:11	X
ZZZZZZ			14:12	
240-888-F-1-E MS	1	T	14:14	X
240-888-F-1-F MSD	1	T	14:15	X
ZZZZZZ			14:16	
ZZZZZZ			14:17	
ZZZZZZ			14:19	
ZZZZZZ			14:20	
ZZZZZZ			14:21	
CCV 240-7112/10-A	1		14:23	X
CCB 240-7112/11-A	1		14:24	X
ZZZZZZ			14:25	
ZZZZZZ			14:26	
ZZZZZZ			14:28	
ZZZZZZ			14:29	
ZZZZZZ			14:30	
ZZZZZZ			14:31	
240-1028-2	1	T	14:33	X
240-1028-3	1	T	14:34	X
240-1028-4	1	T	14:35	X
ZZZZZZ			14:36	
CCV 240-7112/10-A	1		14:38	X
CCB 240-7112/11-A	1		14:39	X
240-1028-1	1	T	14:40	X
ZZZZZZ			14:41	
ZZZZZZ			14:43	
ZZZZZZ			14:44	
ZZZZZZ			14:45	
ZZZZZZ			14:47	
ZZZZZZ			14:48	

13-IN
ANALYSIS RUN LOG
METALS

Lab Name: TestAmerica North Canton Job No.: 240-1028-1

SDG No.:

Instrument ID: H1 Method: 7471B

Start Date: 07/05/2011 13:56 End Date: 07/05/2011 19:02

Lab Sample ID	D/F	Type	Time	Analytes: Hg
ZZZZZZ			14:49	
ZZZZZZ			14:50	
CCV 240-7112/10-A	1		14:52	X
CCB 240-7112/11-A	1		14:53	X
CCV 240-7112/10-A			17:24	
CCB 240-7112/11-A			17:25	
ZZZZZZ			17:27	
ZZZZZZ			17:28	
ZZZZZZ			17:29	
ZZZZZZ			17:30	
ZZZZZZ			17:32	
ZZZZZZ			17:33	
ZZZZZZ			17:34	
ZZZZZZ			17:35	
ZZZZZZ			17:37	
ZZZZZZ			17:38	
CCV 240-7112/10-A			17:39	
CCB 240-7112/11-A			17:40	
ZZZZZZ			17:42	
ZZZZZZ			17:43	
ZZZZZZ			17:44	
ZZZZZZ			17:45	
ZZZZZZ			17:47	
ZZZZZZ			17:48	
ZZZZZZ			17:49	
ZZZZZZ			17:51	
ZZZZZZ			17:52	
ZZZZZZ			17:53	
CCV 240-7112/10-A			17:54	
CCB 240-7112/11-A			17:56	
ZZZZZZ			17:57	
ZZZZZZ			17:58	
ZZZZZZ			18:00	
ZZZZZZ			18:01	
ZZZZZZ			18:02	
ZZZZZZ			18:03	
ZZZZZZ			18:05	
ZZZZZZ			18:06	
ZZZZZZ			18:07	
ZZZZZZ			18:08	
CCV 240-7112/10-A			18:10	
CCB 240-7112/11-A			18:11	

13-IN
ANALYSIS RUN LOG
METALS

Lab Name: TestAmerica North Canton Job No.: 240-1028-1

SDG No.:

Instrument ID: H1 Method: 7471B

Start Date: 07/05/2011 13:56 End Date: 07/05/2011 19:02

Lab Sample ID	D/F	Type	Time	Analytes Hg
ZZZZZZ			18:12	
ZZZZZZ			18:14	
ZZZZZZ			18:15	
ZZZZZZ			18:16	
ZZZZZZ			18:17	
ZZZZZZ			18:19	
ZZZZZZ			18:20	
ZZZZZZ			18:21	
ZZZZZZ			18:22	
ZZZZZZ			18:24	
CCV 240-7112/10-A			18:25	
CCB 240-7112/11-A			18:26	
ZZZZZZ			18:28	
ZZZZZZ			18:29	
ZZZZZZ			18:30	
ZZZZZZ			18:31	
ZZZZZZ			18:33	
ZZZZZZ			18:34	
ZZZZZZ			18:35	
ZZZZZZ			18:37	
ZZZZZZ			18:38	
ZZZZZZ			18:39	
CCV 240-7112/10-A			18:40	
CCB 240-7112/11-A			18:42	
ZZZZZZ			18:43	
ZZZZZZ			18:44	
ZZZZZZ			18:45	
ZZZZZZ			18:47	
ZZZZZZ			18:48	
ZZZZZZ			18:49	
ZZZZZZ			18:51	
ZZZZZZ			18:52	
ZZZZZZ			18:53	
ZZZZZZ			18:55	
CCV 240-7112/10-A			18:56	
CCB 240-7112/11-A			18:57	
ZZZZZZ			18:58	
ZZZZZZ			19:00	
CCV 240-7112/10-A			19:01	
CCB 240-7112/11-A			19:02	

13-IN
ANALYSIS RUN LOG
METALS

Lab Name: TestAmerica North Canton Job No.: 240-1028-1

SDG No.:

Instrument ID: H1 Method: 7471B

Start Date: 07/05/2011 13:56 End Date: 07/05/2011 19:02

Prep Types
T = Total/NA

2A-IN
CALIBRATION VERIFICATIONS
METALS

Lab Name: TestAmerica North Canton Job No.: 240-1028-1

SDG No.:

ICV Source: MTTRICV_00008 Concentration Units: ug/L

CCV Source: MTTRCCV_00008

	ICV 240-7831/5 07/08/2011 06:48				CCV 240-7831/59 07/08/2011 12:22				CCV 240-7831/71 07/08/2011 13:37			
Analyte	Found	C	True	%R	Found	C	True	%R	Found	C	True	%R
Antimony	256		250	102	524		500	105	526		500	105
Arsenic	251		250	100	506		500	101	507		500	101
Barium	1020		1000	102	2080		2000	104	2090		2000	104
Beryllium	1060		1000	106	2090		2000	104	2080		2000	104
Cadmium	256		250	102	502		500	100	498		500	100
Chromium	1050		1000	105	2070		2000	103	2050		2000	103
Cobalt	1040		1000	104	2080		2000	104	2060		2000	103
Copper	1020		1000	102	2060		2000	103	2060		2000	103
Lead	257		250	103	502		500	100	499		500	100
Molybdenum	1050		1000	105	2010		2000	101	1980		2000	99
Nickel	1030		1000	103	2070		2000	104	2060		2000	103
Selenium	251		250	100	503		500	101	501		500	100
Silver	515		500	103	1040		1000	104	1040		1000	104
Thallium	261		250	104	995		1000	100	990		1000	99
Vanadium	1030		1000	103	2050		2000	102	2040		2000	102
Zinc	1080		1000	108	2120		2000	106	2120		2000	106

Note! Calculations are performed before rounding to avoid round-off errors in calculated results.
Italicized analytes were not requested for this sequence.

2A-IN
CALIBRATION VERIFICATIONS
METALS

Lab Name: TestAmerica North Canton Job No.: 240-1028-1

SDG No.:

ICV Source: MTTRICV_00008 Concentration Units: ug/L

CCV Source: MTTRCCV_00008

	CCV 240-7831/83 07/08/2011 14:51				CCV 240-7831/95 07/08/2011 16:04							
Analyte	Found	C	True	%R	Found	C	True	%R	Found	C	True	%R
Antimony	519		500	104	515		500	103				
Arsenic	521		500	104	521		500	104				
Barium	2080		2000	104	2060		2000	103				
Beryllium	2120		2000	106	2120		2000	106				
Cadmium	509		500	102	507		500	101				
Chromium	2050		2000	102	2050		2000	102				
Cobalt	2060		2000	103	2050		2000	102				
Copper	2050		2000	103	2020		2000	101				
Lead	510		500	102	509		500	102				
Molybdenum	1970		2000	98	1940		2000	97				
Nickel	2070		2000	103	2070		2000	103				
Selenium	510		500	102	505		500	101				
Silver	1030		1000	103	1020		1000	102				
Thallium	996		1000	100	982		1000	98				
Vanadium	2030		2000	101	2010		2000	101				
Zinc	2100		2000	105	2090		2000	105				

Note! Calculations are performed before rounding to avoid round-off errors in calculated results.
Italicized analytes were not requested for this sequence.

2A-IN
CALIBRATION VERIFICATIONS
METALS

Lab Name: TestAmerica North Canton Job No.: 240-1028-1

SDG No.:

ICV Source: MTHGICVW_00064 Concentration Units: ug/L

CCV Source: MTHGCALW_00039

	ICV 240-7112/7-A 07/05/2011 14:03				CCV 240-7112/10-A 07/05/2011 14:07				CCV 240-7112/10-A 07/05/2011 14:23			
Analyte	Found	C	True	%R	Found	C	True	%R	Found	C	True	%R
Hg	2.56		2.50	102	5.24		5.00	105	5.21		5.00	104

Note! Calculations are performed before rounding to avoid round-off errors in calculated results.
Italicized analytes were not requested for this sequence.

2A-IN
CALIBRATION VERIFICATIONS
METALS

Lab Name: TestAmerica North Canton Job No.: 240-1028-1

SDG No.:

ICV Source: MTHGICVW_00064 Concentration Units: ug/L

CCV Source: MTHGCALW_00039

	CCV 240-7112/10-A 07/05/2011 14:38				CCV 240-7112/10-A 07/05/2011 14:52							
Analyte	Found	C	True	%R	Found	C	True	%R	Found	C	True	%R
Hg	5.04		5.00	101	5.23		5.00	105				

Note! Calculations are performed before rounding to avoid round-off errors in calculated results.
Italicized analytes were not requested for this sequence.

2B-IN
CRQL CHECK STANDARD
METALS

Lab Name: TestAmerica North Canton Job No.: 240-1028-1

SDG No.:

Method: 6010C Instrument ID: I6

Lab Sample ID: CRI 240-7831/67 Concentration Units: ug/L

CRQL Check Standard Source: MTTRCRIC_00001

Analyte	CRQL Check Standard				
	True	Found	Qualifiers	%R(1)	Limits
Antimony	20.0	21.0		105	70-130
Arsenic	15.0	15.6		104	70-130
Barium	200	207		104	70-130
Beryllium	5.00	5.22		104	70-130
Cadmium	5.00	5.27		105	70-130
Chromium	10.0	10.9		109	70-130
Cobalt	10.0	10.4		104	70-130
Copper	20.0	20.7	J	103	70-130
Lead	10.0	12.3		123	70-130
Molybdenum	40.0	42.0		105	70-130
Nickel	40.0	41.3		103	70-130
Selenium	20.0	20.2		101	70-130
Silver	10.0	10.3		103	70-130
Thallium	20.0	22.9		114	70-130
Vanadium	10.0	10.4		104	70-130
Zinc	50.0	57.0		114	70-130

Lab Sample ID: CRI 240-7831/92 Concentration Units: ug/L

CRQL Check Standard Source: MTTRCRIC_00001

Analyte	CRQL Check Standard				
	True	Found	Qualifiers	%R(1)	Limits
Antimony	20.0	19.9	J	100	70-130
Arsenic	15.0	15.2		101	70-130
Barium	200	210		105	70-130
Beryllium	5.00	5.20		104	70-130
Cadmium	5.00	5.00		100	70-130
Chromium	10.0	10.8		108	70-130
Cobalt	10.0	9.78	J	98	70-130
Copper	20.0	18.0	J	90	70-130
Lead	10.0	11.8		118	70-130
Molybdenum	40.0	41.3		103	70-130
Nickel	40.0	41.1		103	70-130
Selenium	20.0	21.3		106	70-130
Silver	10.0	9.90	J	99	70-130
Thallium	20.0	17.7	J	89	70-130

Note! Calculations are performed before rounding to avoid round-off errors in calculated results.

FORM IIB-IN

2B-IN
CRQL CHECK STANDARD
METALS

Lab Name: TestAmerica North Canton Job No.: 240-1028-1

SDG No.:

Method: 6010C Instrument ID: I6

Lab Sample ID: CRI 240-7831/92 Concentration Units: ug/L

CRQL Check Standard Source: MTTRCRIC_00001

	CRQL Check Standard				
Analyte	True	Found	Qualifiers	%R(1)	Limits
Vanadium	10.0	9.95	J	100	70-130
Zinc	50.0	56.9		114	70-130

Note! Calculations are performed before rounding to avoid round-off errors in calculated results.

FORM IIB-IN

2B-IN
CRQL CHECK STANDARD
METALS

Lab Name: TestAmerica North Canton Job No.: 240-1028-1

SDG No.:

Method: 7471B Instrument ID: H1

Lab Sample ID: CRA 240-7112/9-A Concentration Units: ug/L

CRQL Check Standard Source: MTHGCALW_00039

	CRQL Check Standard				
Analyte	True	Found	Qualifiers	%R(1)	Limits
Hg	0.200	0.191	J	96	50-150

Note! Calculations are performed before rounding to avoid round-off errors in calculated results.

FORM IIB-IN

3-IN
METHOD BLANK
METALS

Lab Name: TestAmerica North Canton Job No.: 240-1028-1

SDG No.:

Concentration Units: mg/Kg Lab Sample ID: MB 240-6908/1-A

Instrument Code: I6 Batch No.: 7831

CAS No.	Analyte	Concentration	C	Q	Method
7440-36-0	Antimony	2.0	U		6010C
7440-38-2	Arsenic	1.5	U		6010C
7440-39-3	Barium	0.0767	J		6010C
7440-41-7	Beryllium	0.50	U		6010C
7440-43-9	Cadmium	0.50	U		6010C
7440-47-3	Chromium	1.0	U		6010C
7440-48-4	Cobalt	1.0	U		6010C
7440-50-8	Copper	2.5	U		6010C
7439-92-1	Lead	1.0	U		6010C
7439-98-7	Molybdenum	4.0	U		6010C
7440-02-0	Nickel	4.0	U		6010C
7782-49-2	Selenium	2.0	U		6010C
7440-22-4	Silver	1.0	U		6010C
7440-28-0	Thallium	2.0	U		6010C
7440-62-2	Vanadium	1.0	U		6010C
7440-66-6	Zinc	5.0	U		6010C

3-IN
METHOD BLANK
METALS

Lab Name: TestAmerica North Canton Job No.: 240-1028-1

SDG No.:

Concentration Units: mg/Kg Lab Sample ID: MB 240-6861/1-A

Instrument Code: H1 Batch No.: 7354

CAS No.	Analyte	Concentration	C	Q	Method
7439-97-6	Hg	0.10	U		7471B

FORM III-IN

3-IN
INSTRUMENT BLANKS
METALS

Lab Name: TestAmerica North Canton Job No.: 240-1028-1

SDG No.:

Concentration Units: ug/L

		ICBIS 240-7831/6 07/08/2011 06:54		CCB 240-7831/60 07/08/2011 12:28		CCB 240-7831/72 07/08/2011 13:43		CCB 240-7831/84 07/08/2011 14:57	
Analyte	RL	Found	C	Found	C	Found	C	Found	C
Antimony	20	20	U	20	U	20	U	20	U
Arsenic	15	15	U	15	U	15	U	15	U
Barium	200	200	U	200	U	200	U	200	U
Beryllium	5.0	5.0	U	5.0	U	5.0	U	5.0	U
Cadmium	5.0	5.0	U	5.0	U	5.0	U	5.0	U
Chromium	10	10	U	10	U	10	U	10	U
Cobalt	10	10	U	10	U	10	U	10	U
Copper	25	25	U	25	U	25	U	25	U
Lead	10	10	U	10	U	1.94	J	2.15	J
Molybdenum	40	5.60	J	17.3	J	18.2	J	12.5	J
Nickel	40	40	U	40	U	40	U	40	U
Selenium	20	20	U	20	U	20	U	20	U
Silver	10	10	U	10	U	10	U	10	U
Thallium	20	20	U	20	U	20	U	20	U
Vanadium	10	10	U	10	U	10	U	10	U
Zinc	50	50	U	50	U	50	U	50	U

Italicized analytes were not requested for this sequence.

3-IN
INSTRUMENT BLANKS
METALS

Lab Name: TestAmerica North Canton Job No.: 240-1028-1

SDG No.:

Concentration Units: ug/L

		CCB 240-7831/96 07/08/2011 16:11							
Analyte	RL	Found	C	Found	C	Found	C	Found	C
Antimony	20	20	U						
Arsenic	15	15	U						
Barium	200	200	U						
Beryllium	5.0	5.0	U						
Cadmium	5.0	5.0	U						
Chromium	10	10	U						
Cobalt	10	10	U						
Copper	25	25	U						
Lead	10	10	U						
Molybdenum	40	13.0	J						
Nickel	40	40	U						
Selenium	20	20	U						
Silver	10	10	U						
Thallium	20	20	U						
Vanadium	10	10	U						
Zinc	50	50	U						

Italicized analytes were not requested for this sequence.

3-IN
INSTRUMENT BLANKS
METALS

Lab Name: TestAmerica North Canton Job No.: 240-1028-1

SDG No.:

Concentration Units: ug/L

		ICB 240-7112/8-A 07/05/2011 14:05		CCB 240-7112/11-A 07/05/2011 14:09		CCB 240-7112/11-A 07/05/2011 14:24		CCB 240-7112/11-A 07/05/2011 14:39	
Analyte	RL	Found	C	Found	C	Found	C	Found	C
Hg	0.60	0.60	U	0.60	U	0.60	U	0.60	U

Italicized analytes were not requested for this sequence.

3-IN
INSTRUMENT BLANKS
METALS

Lab Name: TestAmerica North Canton Job No.: 240-1028-1

SDG No.:

Concentration Units: ug/L

		CCB 240-7112/11-A 07/05/2011 14:53							
Analyte	RL	Found	C	Found	C	Found	C	Found	C
Hg	0.60	0.60	U						

Italicized analytes were not requested for this sequence.

4A-IN
INTERFERENCE CHECK STANDARD
METALS

Lab Name: TestAmerica North Canton Job No.: 240-1028-1

SDG No.:

Lab Sample ID: ICSA 240-7831/9 Instrument ID: I6

Lab File ID: I60708A ICS Source: MTTRICSAW_00005

Concentration Units: ug/L

Analyte	True Solution A	Found Solution A	Percent Recovery
Antimony		-0.195	
Arsenic		5.56	
Barium		2.15	
Beryllium		0.318	
Cadmium		0.540	
Chromium		0.724	
Cobalt		3.77	
Copper		4.44	
Lead		-0.740	
Molybdenum		-2.58	
Nickel		1.01	
Selenium		2.82	
Silver		0.0953	
Thallium		-2.12	
Vanadium		1.17	
Zinc		-2.20	
Aluminum	*500000*	*424943*	*85*
Boron		*-11.5*	
Calcium	*500000*	*450713*	*90*
Iron	*200000*	*188083*	*94*
Magnesium	*500000*	*484246*	*97*
Manganese		*4.18*	
Potassium		*139*	
Sodium		*-307*	
Tin		*1.38*	

Calculations are performed before rounding to avoid round-off errors in calculated results.

FORM IVA-IN

4A-IN
INTERFERENCE CHECK STANDARD
METALS

Lab Name: TestAmerica North Canton Job No.: 240-1028-1

SDG No.:

Lab Sample ID: ICSAB 240-7831/10 Instrument ID: I6

Lab File ID: I60708A ICS Source: MTTRICSABW_00004

Concentration Units: ug/L

Analyte	True Solution AB	Found Solution AB	Percent Recovery
Antimony	**1000**	**997**	**100**
Arsenic	**1000**	**976**	**98**
Barium	**500**	**524**	**105**
Beryllium	**500**	**499**	**100**
Cadmium	**1000**	**933**	**93**
Chromium	**500**	**484**	**97**
Cobalt	**500**	**487**	**97**
Copper	**500**	**541**	**108**
Lead	**1000**	**936**	**94**
Molybdenum	**1000**	**990**	**99**
Nickel	**1000**	**962**	**96**
Selenium	**1000**	**969**	**97**
Silver	**1000**	**1047**	**105**
Thallium	**1000**	**907**	**91**
Vanadium	**500**	**491**	**98**
Zinc	**1000**	**1045**	**105**
Aluminum	*500000*	*429995*	*86*
Boron	*1000*	*1021*	*102*
Calcium	*500000*	*453439*	*91*
Iron	*200000*	*190707*	*95*
Magnesium	*500000*	*490027*	*98*
Manganese	*500*	*498*	*100*
Potassium	*10000*	*10479*	*105*
Sodium	*10000*	*11393*	*114*
Tin	*1000*	*1020*	*102*

Calculations are performed before rounding to avoid round-off errors in calculated results.

FORM IVA-IN

7A-IN
LAB CONTROL SAMPLE
METALS

Lab ID: LCS 240-6908/2-A

Lab Name: TestAmerica North Canton

Job No.: 240-1028-1

Sample Matrix: Solid

LCS Source: MTICP1_00005

Solid(mg/Kg)

Analyte	True	Found	C	%R	Limits		Q	Method
Antimony	50.0	51.2		102	80	120		6010C
Arsenic	200	205		102	80	120		6010C
Barium	200	216		108	80	120		6010C
Beryllium	5.00	5.43		109	80	120		6010C
Cadmium	5.00	5.27		105	80	120		6010C
Chromium	20.0	21.6		108	80	120		6010C
Cobalt	50.0	53.2		106	80	120		6010C
Copper	25.0	26.7		107	80	120		6010C
Lead	50.0	51.8		104	80	120		6010C
Molybdenum	100	104		104	80	120		6010C
Nickel	50.0	54.5		109	80	120		6010C
Selenium	200	201		101	80	120		6010C
Silver	5.00	5.37		107	80	120		6010C
Thallium	200	202		101	80	120		6010C
Vanadium	50.0	53.2		106	80	120		6010C
Zinc	50.0	57.2		114	80	120		6010C

Calculations are performed before rounding to avoid round-off errors in calculated results.

FORM VIIA - IN

7A-IN
LAB CONTROL SAMPLE
METALS

Lab ID: LCS 240-6861/2-A

Lab Name: TestAmerica North Canton Job No.: 240-1028-1

Sample Matrix: Solid LCS Source: MTHGICVW_00063

Solid(mg/Kg)

Analyte	True	Found	C	%R	Limits		Q	Method
Hg	0.833	0.846		102	73	121		7471B

Calculations are performed before rounding to avoid round-off errors in calculated results.

FORM VIIA - IN

5A-IN
MATRIX SPIKE SAMPLE RECOVERY
METALS

Client ID: Lab ID: 240-944-F-2-E MS

Lab Name: TestAmerica North Canton Job No.: 240-1028-1

SDG No.:

Matrix: Solid Concentration Units: mg/Kg

% Solids: 90.6

Analyte	SSR	C	Sample Result (SR)	C	Spike Added (SA)	%R	Control Limit %R	Q	Method
Antimony	30.7		2.2	U	53.6	57	75-125	F	6010C
Arsenic	208		1.9		214	96	75-125		6010C
Barium	235		3.9	J	214	108	75-125		6010C
Beryllium	5.46		0.55	U	5.36	102	75-125		6010C
Cadmium	5.20		0.55	U	5.36	97	75-125		6010C
Chromium	33.4		5.6		21.4	130	75-125	F	6010C
Cobalt	53.7		0.21	J	53.6	100	75-125		6010C
Copper	29.5		1.5	J	26.8	104	75-125		6010C
Lead	56.7		2.1		53.6	102	75-125		6010C
Molybdenum	99.6		0.50	J	107	92	75-125		6010C
Nickel	54.0		4.4	U	53.6	101	75-125		6010C
Selenium	201		2.2	U	214	94	75-125		6010C
Silver	5.36		1.1	U	5.36	100	75-125		6010C
Thallium	202		2.2	U	214	94	75-125		6010C
Vanadium	66.1		12		53.6	101	75-125		6010C
Zinc	59.7		1.8	J	53.6	108	75-125		6010C

SSR = Spiked Sample Result

Calculations are performed before rounding to avoid round-off errors in calculated results.
Note - Results and Reporting Limits have been adjusted for dry weight.

FORM VA - IN

5A-IN
MATRIX SPIKE DUPLICATE SAMPLE RECOVERY
METALS

Client ID: Lab ID: 240-944-F-2-F MSD

Lab Name: TestAmerica North Canton Job No.: 240-1028-1

SDG No.:

Matrix: Solid Concentration Units: mg/Kg

% Solids: 90.6

Analyte	(SDR) C	Spike Added (SA)	%R	Control Limit %R	RPD	RPD Limit	Q	Method
Antimony	28.4	53.6	53	75-125	8	20	F	6010C
Arsenic	200	214	92	75-125	4	20		6010C
Barium	230	214	105	75-125	2	20		6010C
Beryllium	5.25	5.36	98	75-125	4	20		6010C
Cadmium	5.03	5.36	94	75-125	3	20		6010C
Chromium	32.9	21.4	127	75-125	2	20	F	6010C
Cobalt	52.1	53.6	97	75-125	3	20		6010C
Copper	29.2	26.8	103	75-125	1	20		6010C
Lead	55.3	53.6	99	75-125	3	20		6010C
Molybdenum	94.9	107	88	75-125	5	20		6010C
Nickel	52.8	53.6	99	75-125	2	20		6010C
Selenium	194	214	90	75-125	4	20		6010C
Silver	5.19	5.36	97	75-125	3	20		6010C
Thallium	193	214	90	75-125	5	20		6010C
Vanadium	63.2	53.6	95	75-125	4	20		6010C
Zinc	58.7	53.6	106	75-125	2	20		6010C

SDR = Sample Duplicate Result

Calculations are performed before rounding to avoid round-off errors in calculated results.
Note - Results and Reporting Limits have been adjusted for dry weight.

FORM VD - IN

5B-IN
POST DIGESTION SPIKE SAMPLE RECOVERY
METALS

Client ID: Lab ID: 240-944-F-2-D PDS

Lab Name: TestAmerica North Canton Job No.: 240-1028-1

SDG No.:

Matrix: Solid Concentration Units: mg/Kg

Analyte	SSR	C	Sample Result (SR)	C	Spike Added (SA)	%R	Control Limit %R	Q	Method
Antimony	51.2		2.2	U	54.7	94	80-120		6010C
Chromium	27.0		5.6		21.9	98	80-120		6010C

SSR = Spiked Sample Result

Calculations are performed before rounding to avoid round-off errors in calculated results.
Note - Results and Reporting Limits have been adjusted for dry weight.

FORM VB - IN

5A-IN
MATRIX SPIKE SAMPLE RECOVERY
METALS

Client ID: Lab ID: 240-888-F-1-E MS

Lab Name: TestAmerica North Canton Job No.: 240-1028-1

SDG No.:

Matrix: Solid Concentration Units: mg/Kg

% Solids: 86.0

Analyte	SSR	C	Sample Result (SR)	C	Spike Added (SA)	%R	Control Limit %R	Q	Method
Hg	0.180		0.11	U	0.185	97	11-192		7471B

SSR = Spiked Sample Result

Calculations are performed before rounding to avoid round-off errors in calculated results.
Note - Results and Reporting Limits have been adjusted for dry weight.

FORM VA - IN

5A-IN
MATRIX SPIKE DUPLICATE SAMPLE RECOVERY
METALS

Client ID: Lab ID: 240-888-F-1-F MSD

Lab Name: TestAmerica North Canton Job No.: 240-1028-1

SDG No.:

Matrix: Solid Concentration Units: mg/Kg

% Solids: 86.0

Analyte	(SDR) C	Spike Added (SA)	%R	Control Limit %R	RPD	RPD Limit	Q	Method
Hg	0.184	0.185	100	11-192	2	20		7471B

SDR = Sample Duplicate Result

Calculations are performed before rounding to avoid round-off errors in calculated results.
Note - Results and Reporting Limits have been adjusted for dry weight.

FORM VD - IN

8-IN
ICP-AES AND ICP-MS SERIAL DILUTIONS
METALS

Lab ID: 240-944-F-2-D SD ^5

SDG No:

Lab Name: TestAmerica North Canton Job No: 240-1028-1

Matrix: Solid Concentration Units: mg/Kg

Analyte	Initial Sample Result (I)	C	Serial Dilution Result (S)	C	% Difference	Q	Method
Antimony	2.2	U	11	U	NC		6010C
Arsenic	1.9		2.34	J	NC		6010C
Barium	3.9	J	3.99	J	1.0		6010C
Beryllium	0.55	U	2.7	U	NC		6010C
Cadmium	0.55	U	2.7	U	NC		6010C
Chromium	5.6		5.61		NC		6010C
Cobalt	0.21	J	5.5	U	NC		6010C
Copper	1.5	J	14	U	NC		6010C
Lead	2.1		3.20	J	NC		6010C
Molybdenum	0.50	J	22	U	NC		6010C
Nickel	4.4	U	22	U	NC		6010C
Selenium	2.2	U	11	U	NC		6010C
Silver	1.1	U	5.5	U	NC		6010C
Thallium	2.2	U	11	U	NC		6010C
Vanadium	12		12.1		0.28		6010C
Zinc	1.8	J	27	U	NC		6010C

Calculations are performed before rounding to avoid round-off errors in calculated results.

FORM VIII-IN

9-IN
DETECTION LIMITS
METALS

Lab Name: TestAmerica North Canton Job Number: 240-1028-1

SDG Number:

Matrix: Solid Instrument ID: I6

Method: 6010C MDL Date: 03/01/2011 14:59

Prep Method: 3050B

Analyte	Wavelength/ Mass	RL (mg/Kg)	MDL (mg/Kg)
Antimony	206.838	2	0.39
Arsenic	189.042	1.5	0.3
Barium	493.409	20	0.071
Beryllium	313.042	0.5	0.043
Cadmium	226.502	0.5	0.036
Chromium	267.716	1	0.2
Cobalt	228.616	1	0.16
Copper	324.753	2.5	0.74
Lead	220.353	1	0.19
Molybdenum	202.030	4	0.27
Nickel	231.604	4	0.27
Selenium	196.026	2	0.45
Silver	328.068	1	0.1
Thallium	190.864	2	0.55
Vanadium	292.402	1	0.12
Zinc	213.856	5	1

9-IN
CALIBRATION BLANK DETECTION LIMITS
METALS

Lab Name: TestAmerica North Canton Job Number: 240-1028-1

SDG Number:

Matrix: Solid Instrument ID: I6

Method: 6010C XMDL Date: 03/01/2011 15:00

Analyte	Wavelength/ Mass	XRL (ug/L)	XMDL (ug/L)
Antimony	206.838	20	1.8
Arsenic	189.042	15	3.2
Barium	493.409	200	0.67
Beryllium	313.042	5	0.46
Cadmium	226.502	5	0.66
Chromium	267.716	10	2.2
Cobalt	228.616	10	1.7
Copper	324.753	25	4.5
Lead	220.353	10	1.9
Molybdenum	202.030	40	1.3
Nickel	231.604	40	3.2
Selenium	196.026	20	4.1
Silver	328.068	10	2.2
Thallium	190.864	20	4.7
Vanadium	292.402	10	0.64
Zinc	213.856	50	5

9-IN
DETECTION LIMITS
METALS

Lab Name: TestAmerica North Canton Job Number: 240-1028-1

SDG Number:

Matrix: Solid Instrument ID: H1

Method: 7471B MDL Date: 02/16/2010 09:48

Prep Method: 7471B

Analyte	Wavelength/ Mass	RL (mg/Kg)	MDL (mg/Kg)
Hg	253.7	0.1	0.015

9-IN
CALIBRATION BLANK DETECTION LIMITS
METALS

Lab Name: TestAmerica North Canton Job Number: 240-1028-1

SDG Number:

Matrix: Solid Instrument ID: H1

Method: 7471B XMDL Date: 02/16/2010 09:48

Analyte	Wavelength/ Mass	XRL (ug/L)	XMDL (ug/L)
Hg	253.7	0.6	0.12

FORM IX - IN

10-IN
ICP-AES INTERELEMENT CORRECTION FACTORS
METALS

Lab Name: TestAmerica North Canton Job Number: 240-1028-1

SDG No.:

ICP-AES Instrument ID: I6 Date: 04/26/2011

Analyte	Wave Length	Al	Cr	Cu	Fe	Mn	Mo	Ni	V
Aluminum	308.215						0.01066		0.0075
Antimony	206.8		0.00654		0.00000333		-0.0019733 3	-0.0001033 3	-0.0034533 3
Arsenic	189.042 /2		-0.00289				-0.00057		
Beryllium	313.042								0.00012
Cadmium	226.502 /2				0.000114			-0.00002	
Chromium	267.716						-0.00014		0.00024
Cobalt	228.616							0.000214	
Copper	324.753						0.000493		-0.0003
Iron	271.441		0.00222				0.00273		0.007534
Lead	220.3	-0.0000546 7			0.00006433		-0.0005	0.000136	-0.0002466 7
Manganese	257.610				0.000002				
Molybdenum	202.030								
Nickel	231.604 /2								
Selenium	196.0	-0.0000086 7			-0.0001633 3	0.00050667			
Silver	328.068					0.00015			
Thallium	190.864 /2		0.000307		-0.00002	-0.0045			0.002542
Vanadium	292.402				0.000018		-0.00224	0	
Zinc	213.856 /2	0.000016		0.000806	0.000099			0.0041	

X-IN

11-IN
LINEAR RANGES
METALS

Lab Name: TestAmerica North Canton Job No: 240-1028-1

SDG No.:

Instrument ID: I6 Date: 01/01/2011 09:50

Analyte	Integ. Time (Sec.)	Concentration (ppb)	Method
Antimony		10000	6010C
Arsenic		10000	6010C
Barium		25000	6010C
Beryllium		4000	6010C
Cadmium		2500	6010C
Chromium		50000	6010C
Cobalt		50000	6010C
Copper		30000	6010C
Lead		15000	6010C
Molybdenum		50000	6010C
Nickel		50000	6010C
Selenium		10000	6010C
Silver		2000	6010C
Thallium		20000	6010C
Vanadium		50000	6010C
Zinc		10000	6010C

11-IN
LINEAR RANGES
METALS

Lab Name: TestAmerica North Canton Job No: 240-1028-1

SDG No.:

Instrument ID: H1 Date: 04/01/2011 10:45

Analyte	Integ. Time (Sec.)	Concentration (ppb)	Method
Hg		10	7471B

FORM XI - IN

Sample Calculation

Analysis Report Averages 07/11/11 05:28:54 AM page 88

DR-TP-A47-10

Method: TOTAL Sample Name: 240-1028-g-1-d Operator:
Run Time: 07/08/11 15:21 Filename: I60708A
Mode: CONC Type: S Corr. Factor: 1.00000
Lab ID.: N.CANTON Cust. Smpl. ID.: Cust. ID.:

Elems	Ag	Al	As	B	Ba	Be
Units	PPB	PPB	PPB	PPB	PPB	PPB
Avge	.5742	64940.	43.63	16.01	191.5	5.477
SDev	.4747	6.571	.0342	1.022	.035	.013
%RSD	82.68	.0101	.0783	6.384	.0183	.237

Elems	Ca	Cd	Co	Cr	Cu	Fe
Units	PPB	PPB	PPB	PPB	PPB	PPB
Avge	2081.	-3.152	67.31	189.7	99.78	145400.
SDev	7.791	.1771	.2467	.3938	.2846	298.4
%RSD	.3744	5.619	.3665	.2075	.2852	.2052

Elems	K	Mg	Mn	Mo	Na3302	Ni
Units	PPB	PPB	PPB	PPB	PPB	PPB
Avge	8286.	12670.	1615.	5.236	3130.	99.14
SDev	2.473	17.69	2.683	1.555	24.13	.2225
%RSD	.0298	.1397	.1662	29.69	.7707	.2244

Elems	Pb	Se	Sb	Sn	Tl	V
Units	PPB	PPB	PPB	PPB	PPB	PPB
Avge	83.98	4.495	.8594	8.555	2.450	231.0
SDev	1.014	.7768	.3627	1.706	.941	.6489
%RSD	1.207	17.28	42.21	19.94	38.42	.281

Elems	Zn	2203/1	2203/2	2068/2	2068/1	1960/1
Units	PPB	PPB	PPB	PPB	PPB	PPB
Avge	370.5	72.83	89.54	2.454	.0633	-12.26
SDev	1.053	1.547	2.292	.5361	.8115	.3931
%RSD	.2843	2.124	2.56	21.85	1283	3.207

Elems	1960/2	*Y
Units	PPB	
Avge	12.86	10951.8
SDev	1.361	1.76776
%RSD	10.58	.01614

$$43.63 \times \frac{0.1\ L}{1.03\ g} \times \frac{1}{0.642} = 6.6\ mg/kg$$

volume / weight

% solids

Reported Result: 6.7 mg/kg

Tetra Tech NUS **INTERNAL CORRESPONDENCE**

TO: **D. MURALI** **DATE:** **SEPTEMBER 20, 2011**

FROM: **A. COGNETTI** **COPIES:** **DV FILE**

SUBJECT: **ORGANIC DATA VALIDATION- VOC/SVOC/PCB/GRO/DRO**
MARTIN STATE AIRPORT- COMPASS ROSE– FULL REVIEW
SAMPLE DELIVERY GROUP (SDG) 240-1112-1

SAMPLES: 20/Sediment/VOC/SVOC/PCB/GRO/DRO

DR-SB-26-02	DR-SB-26-10	DR-SB-27-02	DR-SB-27-10
DR-SB-28-02	DR-SB-28-10	DR-SB-29-02	DR-SB-29-10
DR-SB-30-02	DR-SB-30-08	DR-SB-31-02	DR-SB-31-14
DR-SB-32-02	DR-SB-32-12	DR-SB-33-02	DR-SB-33-12
DR-SB-34-02	DR-SB-34-08	DR-SB-35-02	DR-SB-35-10

Overview

The sample set for Martin State Airport, Compass Rose, SDG 240-1112-1 consists of twenty (20) environmental sediment samples. All samples were analyzed for volatile organic compounds (VOC), semivolatile organic compounds (SVOC), polychlorinated biphenyls (PCBs), gasoline range organics (GRO) and diesel range organics (DRO).

The samples were collected on June 13 and 14, 2011 and analyzed by Test America. Volatile organic compound analyses were conducted in accordance to SW-846 Method 8260B, SVOCs SW-846 Method 8270D, PCBs SW-846 Method 8082A, GRO and DRO analyses followed SW-846 Method 8015C.

Summary

The data contained in this SDG were validated with regard to the following parameters: data completeness, system performance, holding times, GC/MS tuning, initial / continuing calibrations, laboratory method blank results, surrogate spike/internal standard recoveries, laboratory control sample results, matrix spike/matrix spike duplicate results, compound identification, compound quantitation, and detection limits.

Areas of concern with respect to data quality are listed below.

Major Problems

- In the VOC initial calibration of instrument A3UX14 on May 13, 2011 and the continuing calibrations on June 27, 2011 @ 10:30 and June 28, 2011 @ 11:50, tert-butyl alcohol and vinyl acetate had relative retention factors (RRFs) less than the 0.05 quality control limit. The nondetected vinyl acetate and tert-butyl alcohol results were qualified as rejected (UR) in the affected samples.

- In the VOC initial calibration of instrument A3UX8 on June 19, 2011 and the continuing calibration on June 26, 2011 @ 21:14, tert-butyl alcohol, vinyl acetate and 2-chloroethyl vinyl ether had RRFs less than the 0.05 quality control limit. The nondetected vinyl acetate, tert-butyl alcohol and 2-chloroethyl vinyl ether results were qualified as rejected (UR) in the affected samples.

- The matrix spike/ matrix spike duplicate (MS/MSD) %Rs of 2,4-dinitrophenol, 4,6-dinitro-2-methylphenol, hexachlorocylcopentadiene and pentachlorophenol were 0% in sample DR-SB-34-02. The nondetected 2,4-dinitrophenol, 4,6-dinitro-2-methylphenol, hexachlorocylcopentadiene and pentachlorophenol results in sample DR-SB-34-02 were qualified as rejected (UR).

Minor Problems

- The continuing VOC calibration percent differences (%Ds) for chloroethane was greater than 50% on June 27, 2011 @ 10:30 and June 28, 2011 @ 11:50 on instrument A3UX14. The nondetected chloroethane results were qualified as estimated (UJ) in the affected samples DR-SB-27-10, DR-SB-31-14, DR-SB-30-02, DR-SB-30-08, DR-SB-31-02, DR-SB-32-02, DR-SB-32-12, DR-SB-33-02, DR-SB-33-12, DR-SB-34-02, DR-SB-34-08, DR-SB-35-02 and DR-SB-35-10.

- Laboratory contaminants were detected in the volatile fraction in several method blanks.

Contaminant	Maximum Concentration (ug/kg)	Action Level (ug/kg)
Naphthalene (1)	0.38	1.9
Methylene chloride (2)	5.05	50.5
Naphthalene (2)	0.405	2.025
Acetone (3)	7.01	70.1
Naphthalene (3)	0.387	1.935
Methylene chloride (3)	6.30	63.0
Methylene chloride (4)	255	2550

(1) Maximum concentration of contaminant detected in laboratory method blank 240-6132/6 affecting samples DR-SB-26-02, DR-SB-26-10, DR-SB-27-02, DR-SB-28-02, DR-SB-28-10, DR-SB-29-02 and DR-SB-29-10.
(2) Maximum concentration of contaminant detected in laboratory method blank 240-6180/6 affecting samples DR-SB-30-02, DR-SB-30-08, DR-SB-31-02, DR-SB-32-02, DR-SB-32-12, DR-SB-33-02, DR-SB-33-12, DR-SB-34-02, DR-SB-34-08 and DR-SB-35-02.
(3) Maximum concentration of contaminants detected in laboratory method blank 240-6372/6 affecting sample DR-SB-35-10.
(4) Maximum concentration of contaminant detected in laboratory method blank 240-5929/1-A affecting samples DR-SB-27-10 and DR-SB-31-14.

An action level of 5X the maximum concentration level of naphthalene and 10X the concentration of common laboratory contaminants, acetone and methylene chloride, were used in order to evaluate sample data for blank contamination. Sample aliquot, percent solids and dilution factors were taken into account in validation of data. Positive results less than the action level were qualified (B) as a result of blank contamination.

- The percent recovery (%R) of surrogate toluene-d8 was greater than the upper quality control limit in sample DR-SB-35-10. The positive and nondetected results in sample DR-SB-35-10 were qualified as estimated (J) and (UJ), respectively.

- The internal standard areas for all three internal standards in sample DR-SB-34-08 were less than the lower quality control limit. The positive and nondetected results in sample DR-SB-34-08 were qualified as estimated (J) and (UJ), respectively.

- The internal standard area for 1,4-dichlorobenzene-d4 in sample DR-SB-35-10 was less than the lower quality control limit. The nondetected results quantitated using this internal standard were qualified as estimated (UJ).

- The MS/MSD %Rs of caprolactam were less than the lower quality control limit in sample DR-SB-34-02. The nondetected caprolactam result was qualified as biased low (UL). The %R of 4-nitrophenol was 0% in the MSD. The %R of 4-nitrophenol in the MS was within quality control limits. The nondetected 4-nitrophenol results were qualified as biased low (UL). The relative percent differences (RPDs) for pyrene, chrysene, benzo(b)fluoranthene and benzo(a)pyrene were greater than the quality control limit. No action was taken.

- The %Rs of surrogates tetrachloro-m-xylene (column 1) and decachlorobiphenyl (column 2) were greater than the upper quality control limit in sample DR-SB-32-02. The positive Aroclor 1260 result in sample DR-SB-32-02 was qualified as estimated (J).

- The RPD between columns exceeded 40% for the positive Aroclor 1260 result in sample DR-SB-27-02. The positive Aroclor 1260 result in sample DR-SB-27-02 was qualified as estimated (J).

- Positive results reported below the reporting limit (RL) but above the method detection limit (MDL) for the organic analyses were qualified as estimated, (J).

Notes

Nondetected results were reported to the MDL.

Form 1s of the VOC Tentatively Identified Compounds (TICs) are included in this SDG in Appendix B. No action was taken on these findings.

The VOC continuing calibration %Ds for several analytes were greater than the 20% quality control limit but less than 50% on June 27, 2011 @ 10:30 on instrument A3UX14. The analytes were dichlorodifluoromethane, bromomethane, trichlorofluoromethane, tert-butyl alcohol, vinyl acetate and 1,2-dibromo-3-chloropropane. No action was taken on the nondetected results of the aforementioned analytes in the affected samples DR-SB-27-10, DR-SB-31-14, DR-SB-30-02, DR-SB-30-08, DR-SB-31-02, DR-SB-32-02, DR-SB-32-12, DR-SB-33-02, DR-SB-33-12, DR-SB-34-02, DR-SB-34-08 and DR-SB-35-02.

The VOC continuing calibration %Ds for several analytes were greater than the 20% quality control limit but less than 50% on June 28, 2011 @ 11:50 on instrument A3UX14. The analytes were dichlorodifluoromethane, bromomethane, tert-butyl alcohol, vinyl acetate and 1,2-dibromo-3-chloropropane. No action was taken on the nondetected results of the aforementioned analytes in the affected sample DR-SB-35-10.

The VOC continuing calibration %Ds for several analytes were greater than the 20% quality control limit but less than 50% on June 26, 2011 @ 21:14 on instrument A3UX8. The analytes were tert-butyl alcohol, vinyl acetate, 2,2-dichloropropane, carbon tetrachloride, dibromochloroethane, bromoform, 1,2-dibromo-3-chloropropane and naphthalene. No action was taken on the nondetected results of the aforementioned analytes in the affected samples DR-SB-26-02, DR-SB-26-10, DR-SB-27-02, DR-SB-28-02, DR-SB-28-10, DR-SB-29-02 and DR-SB-29-10.

The VOC laboratory control samples associated with batches 240-5929/2-A, 240-6180/5 and 240-6372/5 had %Rs of chloroethane greater than the upper quality control limit. No action was taken on the nondetected chloroethane results in the affected samples.

The VOC MS/MSDs were analyzed on batches and not specific samples within this SDG. No action was taken on the noncompliances noted for MS/MSDs 240-1145-B-3-A, 240-1121-F-48-A and 240-1230-B-1.

The SVOC initial calibration percent relative standard deviation (%RSD) for 3,3-dimethoxybenzidine was greater than the 15% quality control limit but less than 50% on June 30, 2011 on instrument A4AG2. No action was taken on the nondetected 3,3-dimethoxybenzidine results in the affected samples.

The SVOC continuing calibration %D for benzaldehyde was greater than the 20% quality control limit but less than 50% on July 3, 2011 @ 9:26 on instrument A4AG2. No action was taken on the nondetected benzaldehyde results in the affected samples DR-SB-35-10, DR-SB-35-02 and DR-SB-34-08.

The SVOC continuing calibration %Ds for 1,4-dioxane and 2,4-dinitrophenol were greater than the 20% quality control limit but less than 50% on July 6, 2011 @ 9:44 on instrument A4AG2. No action was taken on the nondetected 1,4-dioxane and 2,4-dinitrophenol results in the affected samples DR-SB-33-12, DR-SB-34-02 and DR-SB-33-02.

The SVOC initial calibration %RSD for benzaldehyde was greater than the 15% quality control limit but less than 50% on July 11, 2011 on instrument A4AG2. No action was taken on the nondetected benzaldehyde results in the affected samples.

The SVOC initial calibration %RSD for 4-nitrophenol was greater than the 15% quality control limit but less than 50% on July 10, 2011 on instrument A4HP9. No action was taken on the nondetected 4-nitrophenol results in the affected samples.

The SVOC continuing calibration %D for benzaldehyde was greater than the 20% quality control limit but less than 50% on July 12, 2011 @ 16:21 on instrument A4HP9. No action was taken on the nondetected benzaldehyde results in the affected samples DR-SB-27-02, DR-SB-29-02 and DR-SB-028-02.

The SVOC initial calibration %RSD for 4,6-dinitro-2-methylphenol was greater than the 15% quality control limit but less than 50% on July 14, 2011 on instrument A4HP9. No action was taken on the nondetected 4,6-dinitro-2-methylphenol results in the affected samples.

The %Rs of all SVOC surrogates were outside of quality control limits in sample DR-SB-32-02. No action was taken. Sample DR-SB-32-02 was diluted 133X and the surrogates diluted out.

The %R of SVOC surrogate phenol d-5 was less than the lower quality control limit in samples DR-SB-34-08, DR-SB-35-02 and DR-SB-35-10. No action was taken on this single surrogate noncompliance.

The %Rs of PCB surrogate decachlorobiphenyl was greater than the upper quality control limit on column 1 in samples DR-SB-27-10 and DR-SB-29-10. No action was taken.

EXECUTIVE SUMMARY

Laboratory Performance Issues: Several volatile compounds had RRFs less than the quality control limits in the initial and continuing calibrations resulting in the rejection of data. Continuing calibration %Ds exceeded quality control limits in the VOC fraction resulting in the qualification of data. Naphthalene and acetone were detected in laboratory method blanks. Surrogate %R noncompliances were noted in the VOC and PCB fractions. Internal standard areas were outside quality control limits in the VOC fraction for samples DR-SB-35-10 and DR-SB-34-08. The RPD between columns for Aroclor 1260 in sample DR-SB-27-02 was greater than 40%.

Other Factors Affecting Data Quality: MS/MSD %Rs were outside quality control limits in the SVOC fraction.

The data for these analyses were reviewed with reference to the Region III EPA Functional Guidelines for Organic Data Validation (9/94).

Tetra Tech NUS
Ann Cognetti
Chemist/Data Validator

TetraTech NUS
Joseph A. Samchuck
Data Validation Quality Assurance Officer

Attachments:
Appendix A – Qualified Analytical Results
Appendix B – Results as Reported by the Laboratory
Appendix C – Support Documentation

Appendix A

Qualified Analytical Results

Data Validation Qualifier Codes:

A = Lab Blank Contamination
B = Field Blank Contamination
C = Calibration Noncompliance (e.g. % RSDs, %Ds, ICVs, CCVs, RRFs, etc.)
C01 = GC/MS Tuning Noncompliance
D = MS/MSD Recovery Noncompliance
E = LCS/LCSD Recovery Noncompliance
F = Lab Duplicate Imprecision
G = Field Duplicate Imprecision
H = Holding Time Exceedance
I = ICP Serial Dilution Noncompliance
J = GFAA PDS - GFAA MSA's $r < 0.995$
K = ICP Interference - includes ICS % R Noncompliance
L = Instrument Calibration Range Exceedance
M = Sample Preservation Noncompliance
N = Internal Standard Noncompliance
N01 = Internal Standard Recovery Noncompliance Dioxins
N02 = Recovery Standard Noncompliance Dioxins
N03 = Clean-up Standard Noncompliance Dioxins
O = Poor Instrument Performance (e.g. base-line drifting)
P = Uncertainty near detection limit (< 2 x IDL for inorganics and <CRQL for organics)
Q = Other problems (can be any number of issues; e.g. poor chromatography,interferences, etc.)
R = Surrogates Recovery Noncompliance
S = Pesticide/PCB Resolution
T = % Breakdown Noncompliance for DDT and Endrin
U = % Difference between columns/detectors >25% for positive results determined via GC/HPLC
V = Non-linear calibrations; correlation coefficient $r < 0.995$
W = EMPC result
X = Signal to noise response drop
Y = Percent solids <30%
Z = Uncertainty at 2 sigma deviation is greater than sample activity

PROJ_NO: 03328	NSAMPLE	DR-SB-26-02			DR-SB-26-10			DR-SB-27-02			DR-SB-27-10		
SDG: 240-1112-1	LAB_ID	240-1112-1			240-1112-2			240-1112-3			240-1112-4		
FRACTION: OV	SAMP_DATE	6/13/2011			6/13/2011			6/13/2011			6/13/2011		
MEDIA: SOIL	QC_TYPE	NM			NM			NM			NM		
	UNITS	UG/KG			UG/KG			UG/KG			UG/KG		
	PCT_SOLIDS	86.4			86.1			80.7			86.3		
	DUP_OF												
PARAMETER		RESULT	VQL	QLCD	RESULT	VQL	QLCD	RESULT	VQL	QLCD	RESULT	VQL	QLCD
1,1,1,2-TETRACHLOROETHANE		0.57	U		0.55	U		0.54	U		30	U	
1,1,1-TRICHLOROETHANE		0.51	U		0.49	U		0.49	U		69	U	
1,1,2,2-TETRACHLOROETHANE		0.31	U		0.3	U		0.3	U		29	U	
1,1,2-TRICHLOROTRIFLUOROETHANE		1.2	U		1.1	U		1.1	U		130	U	
1,1-DICHLOROETHANE		0.33	U		0.32	U		0.31	U		56	U	
1,1-DICHLOROETHENE		0.48	U		0.46	U		0.45	U		59	U	
1,1-DICHLOROPROPENE		0.28	U		0.26	U		0.26	U		33	U	
1,2,3-TRICHLOROBENZENE		0.35	U		0.33	U		0.33	U		33	U	
1,2,3-TRICHLOROPROPANE		0.83	U		0.79	U		0.78	U		69	U	
1,2,3-TRIMETHYLBENZENE		0.16	U		0.15	U		0.15	U		0.56	U	
1,2,4-TRICHLOROBENZENE		0.25	U		0.24	U		0.23	U		24	U	
1,2,4-TRIMETHYLBENZENE		0.6	U		0.57	U		0.56	U		16	U	
1,2-DIBROMO-3-CHLOROPROPANE		1.2	U		1.1	U		1.1	U		160	U	
1,2-DIBROMOETHANE		0.46	U		0.44	U		0.43	U		33	U	
1,2-DICHLOROBENZENE		0.33	U		0.32	U		0.31	U		28	U	
1,2-DICHLOROETHANE		0.31	U		0.3	U		0.3	U		33	U	
1,2-DICHLOROPROPANE		0.63	U		0.61	U		0.6	U		27	U	
1,3-DICHLOROBENZENE		0.32	U		0.31	U		0.3	U		16	U	
1,3-DICHLOROPROPANE		0.31	U		0.3	U		0.3	U		72	U	
1,4-DICHLOROBENZENE		0.61	U		0.58	U		0.57	U		26	U	
2,2-DICHLOROPROPANE		0.86	U		0.83	U		0.82	U		75	U	
2-BUTANONE		1.3	U		1.2	U		1.2	U		140	U	
2-CHLOROETHYL VINYL ETHER		1.3	UR	C	1.2	UR	C	1.2	UR	C	140	U	
2-CHLOROTOLUENE		0.37	U		0.35	U		0.35	U		29	U	
2-HEXANONE		0.58	U		0.56	U		0.55	U		65	U	
4-CHLOROTOLUENE		0.38	U		0.36	U		0.36	U		32	U	
4-ISOPROPYLTOLUENE		0.19	U		0.19	U		0.18	U		16	U	
4-METHYL-2-PENTANONE		0.5	U		0.48	U		0.47	U		160	U	
ACETONE		5.8	U		19			73			560	U	
BENZENE		0.21	U		0.2	U		0.2	U		39	U	
BROMOBENZENE		0.3	U		0.29	U		0.29	U		42	U	
BROMOCHLOROMETHANE		0.65	U		0.63	U		0.62	U		42	U	
BROMODICHLOROMETHANE		0.26	U		0.25	U		0.24	U		32	U	
BROMOFORM		0.3	U		0.29	U		0.29	U		62	U	
BROMOMETHANE		0.5	U		0.48	U		0.47	U		95	U	

PROJ_NO: 03328	NSAMPLE	DR-SB-28-02			DR-SB-28-10			DR-SB-29-02			DR-SB-29-10		
SDG: 240-1112-1	LAB_ID	240-1112-5			240-1112-6			240-1112-7			240-1112-8		
FRACTION: OV	SAMP_DATE	6/13/2011			6/13/2011			6/13/2011			6/13/2011		
MEDIA: SOIL	QC_TYPE	NM			NM			NM			NM		
	UNITS	UG/KG			UG/KG			UG/KG			UG/KG		
	PCT_SOLIDS	81.9			86.2			82.5			83.4		
	DUP_OF												
PARAMETER		RESULT	VQL	QLCD	RESULT	VQL	QLCD	RESULT	VQL	QLCD	RESULT	VQL	QLCD
1,1,1,2-TETRACHLOROETHANE		0.69	U		0.59	U		0.57	U		0.53	U	
1,1,1-TRICHLOROETHANE		0.63	U		0.54	U		0.51	U		0.48	U	
1,1,2,2-TETRACHLOROETHANE		0.38	U		0.33	U		0.31	U		0.29	U	
1,1,2-TRICHLOROTRIFLUOROETHANE		1.5	U		1.2	U		1.2	U		1.1	U	
1,1-DICHLOROETHANE		0.4	U		0.34	U		0.33	U		0.31	U	
1,1-DICHLOROETHENE		0.58	U		0.5	U		0.48	U		0.45	U	
1,1-DICHLOROPROPENE		0.34	U		0.29	U		0.27	U		0.26	U	
1,2,3-TRICHLOROBENZENE		0.42	U		0.36	U		0.35	U		0.33	U	
1,2,3-TRICHLOROPROPANE		1	U		0.86	U		0.82	U		0.78	U	
1,2,3-TRIMETHYLBENZENE		0.19	U		0.16	U		0.16	U		0.15	U	
1,2,4-TRICHLOROBENZENE		0.3	U		0.26	U		0.25	U		0.23	U	
1,2,4-TRIMETHYLBENZENE		0.73	U		0.62	U		0.59	U		0.56	U	
1,2-DIBROMO-3-CHLOROPROPANE		1.5	U		1.2	U		1.2	U		1.1	U	
1,2-DIBROMOETHANE		0.56	U		0.48	U		0.46	U		0.43	U	
1,2-DICHLOROBENZENE		0.4	U		0.34	U		0.33	U		0.31	U	
1,2-DICHLOROETHANE		0.38	U		0.33	U		0.31	U		0.29	U	
1,2-DICHLOROPROPANE		0.77	U		0.66	U		0.63	U		0.59	U	
1,3-DICHLOROBENZENE		0.39	U		0.33	U		0.32	U		0.3	U	
1,3-DICHLOROPROPANE		0.38	U		0.33	U		0.31	U		0.29	U	
1,4-DICHLOROBENZENE		0.74	U		0.63	U		0.6	U		0.57	U	
2,2-DICHLOROPROPANE		1.1	U		0.9	U		0.86	U		0.81	U	
2-BUTANONE		1.6	U		1.3	U		1.3	U		3.1	J	P
2-CHLOROETHYL VINYL ETHER		1.6	UR	C	1.3	UR	C	1.3	UR	C	1.2	UR	C
2-CHLOROTOLUENE		0.45	U		0.38	U		0.37	U		0.34	U	
2-HEXANONE		0.7	U		0.6	U		0.58	U		0.54	U	
4-CHLOROTOLUENE		0.46	U		0.39	U		0.37	U		0.35	U	
4-ISOPROPYLTOLUENE		0.23	U		0.2	U		0.19	U		0.18	U	
4-METHYL-2-PENTANONE		0.6	U		0.52	U		0.49	U		0.47	U	
ACETONE		31			71			5.8	U		78		
BENZENE		0.26	U		0.22	U		0.21	U		0.2	U	
BROMOBENZENE		0.37	U		0.32	U		0.3	U		0.28	U	
BROMOCHLOROMETHANE		0.79	U		0.68	U		0.65	U		0.61	U	
BROMODICHLOROMETHANE		0.31	U		0.27	U		0.26	U		0.24	U	
BROMOFORM		0.37	U		0.32	U		0.3	U		0.28	U	
BROMOMETHANE		0.6	U		0.52	U		0.49	U		0.47	U	

PROJ_NO: 03328	NSAMPLE	DR-SB-30-02			DR-SB-30-08			DR-SB-31-02			DR-SB-31-14		
SDG: 240-1112-1	LAB_ID	240-1112-9			240-1112-10			240-1112-11			240-1112-12		
FRACTION: OV	SAMP_DATE	6/14/2011			6/14/2011			6/14/2011			6/14/2011		
MEDIA: SOIL	QC_TYPE	NM			NM			NM			NM		
	UNITS	UG/KG			UG/KG			UG/KG			UG/KG		
	PCT_SOLIDS	88.3			81.1			91.6			82.2		
	DUP_OF												
PARAMETER		RESULT	VQL	QLCD	RESULT	VQL	QLCD	RESULT	VQL	QLCD	RESULT	VQL	QLCD
1,1,1,2-TETRACHLOROETHANE		0.68	U		0.7	U		0.54	U		8.1	U	
1,1,1-TRICHLOROETHANE		0.61	U		0.64	U		0.48	U		19	U	
1,1,2,2-TETRACHLOROETHANE		0.37	U		0.39	U		0.29	U		7.9	U	
1,1,2-TRICHLOROTRIFLUOROETHANE		1.4	U		1.5	U		1.1	U		35	U	
1,1-DICHLOROETHANE		0.39	U		0.41	U		0.31	U		15	U	
1,1-DICHLOROETHENE		0.57	U		0.59	U		0.45	U		16	U	
1,1-DICHLOROPROPENE		0.33	U		0.34	U		0.26	U		8.9	U	
1,2,3-TRICHLOROBENZENE		0.41	U		0.43	U		0.33	U		8.9	U	
1,2,3-TRICHLOROPROPANE		0.98	U		1	U		0.78	U		19	U	
1,2,3-TRIMETHYLBENZENE		0.19	U		0.19	U		0.15	U		0.15	U	
1,2,4-TRICHLOROBENZENE		0.29	U		0.31	U		0.23	U		6.5	U	
1,2,4-TRIMETHYLBENZENE		0.71	U		0.74	U		0.56	U		4.4	U	
1,2-DIBROMO-3-CHLOROPROPANE		1.4	U		1.5	U		1.1	U		44	U	
1,2-DIBROMOETHANE		0.55	U		0.57	U		0.43	U		8.9	U	
1,2-DICHLOROBENZENE		0.39	U		0.41	U		0.31	U		7.6	U	
1,2-DICHLOROETHANE		0.37	U		0.39	U		0.29	U		8.9	U	
1,2-DICHLOROPROPANE		0.75	U		0.78	U		0.6	U		7.3	U	
1,3-DICHLOROBENZENE		0.38	U		0.4	U		0.3	U		4.3	U	
1,3-DICHLOROPROPANE		0.37	U		0.39	U		0.29	U		19	U	
1,4-DICHLOROBENZENE		0.72	U		0.75	U		0.57	U		7.1	U	
2,2-DICHLOROPROPANE		1	U		1.1	U		0.81	U		20	U	
2-BUTANONE		1.5	U		1.6	U		1.2	U		38	U	
2-CHLOROETHYL VINYL ETHER		1.5	U		1.6	U		1.2	U		38	U	
2-CHLOROTOLUENE		0.44	U		0.45	U		0.35	U		8	U	
2-HEXANONE		0.69	U		0.72	U		0.54	U		18	U	
4-CHLOROTOLUENE		0.45	U		0.47	U		0.35	U		8.8	U	
4-ISOPROPYLTOLUENE		0.23	U		0.24	U		0.18	U		4.3	U	
4-METHYL-2-PENTANONE		0.59	U		0.61	U		0.47	U		43	U	
ACETONE		53			57			5.4	U		150	U	
BENZENE		0.25	U		0.26	U		0.2	U		11	U	
BROMOBENZENE		0.36	U		0.37	U		0.29	U		12	U	
BROMOCHLOROMETHANE		0.77	U		0.81	U		0.61	U		12	U	
BROMODICHLOROMETHANE		0.31	U		0.32	U		0.24	U		8.8	U	
BROMOFORM		0.36	U		0.37	U		0.29	U		17	U	
BROMOMETHANE		0.59	U		0.61	U		0.47	U		26	U	

PROJ_NO: 03328	NSAMPLE	DR-SB-32-02			DR-SB-32-12			DR-SB-33-02			DR-SB-33-12		
SDG: 240-1112-1	LAB_ID	240-1112-13			240-1112-14			240-1112-15			240-1112-16		
FRACTION: OV	SAMP_DATE	6/14/2011			6/14/2011			6/14/2011			6/14/2011		
MEDIA: SOIL	QC_TYPE	NM			NM			NM			NM		
	UNITS	UG/KG			UG/KG			UG/KG			UG/KG		
	PCT_SOLIDS	93.7			86.8			86.9			79.6		
	DUP_OF												
PARAMETER		RESULT	VQL	QLCD	RESULT	VQL	QLCD	RESULT	VQL	QLCD	RESULT	VQL	QLCD
1,1,1,2-TETRACHLOROETHANE		0.66	U		0.53	U		0.58	U		0.62	U	
1,1,1-TRICHLOROETHANE		0.6	U		0.48	U		0.52	U		0.56	U	
1,1,2,2-TETRACHLOROETHANE		0.36	U		0.29	U		0.32	U		0.34	U	
1,1,2-TRICHLOROTRIFLUOROETHANE		1.4	U		1.1	U		1.2	U		1.3	U	
1,1-DICHLOROETHANE		0.38	U		0.31	U		0.34	U		0.36	U	
1,1-DICHLOROETHENE		0.55	U		0.45	U		0.49	U		0.52	U	
1,1-DICHLOROPROPENE		0.32	U		0.26	U		0.28	U		0.3	U	
1,2,3-TRICHLOROBENZENE		0.41	U		0.33	U		0.36	U		0.38	U	
1,2,3-TRICHLOROPROPANE		0.96	U		0.77	U		0.84	U		0.89	U	
1,2,3-TRIMETHYLBENZENE		0.18	U		0.15	U		0.16	U		0.17	U	
1,2,4-TRICHLOROBENZENE		0.29	U		0.23	U		0.25	U		0.27	U	
1,2,4-TRIMETHYLBENZENE		0.69	U		0.56	U		0.61	U		0.65	U	
1,2-DIBROMO-3-CHLOROPROPANE		1.4	U		1.1	U		1.2	U		1.3	U	
1,2-DIBROMOETHANE		0.53	U		0.43	U		0.47	U		0.5	U	
1,2-DICHLOROBENZENE		0.38	U		0.31	U		0.34	U		0.36	U	
1,2-DICHLOROETHANE		0.36	U		0.29	U		0.32	U		0.34	U	
1,2-DICHLOROPROPANE		0.74	U		0.59	U		0.65	U		0.69	U	
1,3-DICHLOROBENZENE		0.37	U		0.3	U		0.33	U		0.35	U	
1,3-DICHLOROPROPANE		0.36	U		0.29	U		0.32	U		0.34	U	
1,4-DICHLOROBENZENE		0.7	U		0.57	U		0.62	U		0.66	U	
2,2-DICHLOROPROPANE		1	U		0.81	U		0.88	U		0.93	U	
2-BUTANONE		1.5	U		1.2	U		4	J	P	16	J	P
2-CHLOROETHYL VINYL ETHER		1.5	U		1.2	U		1.3	U		1.4	U	
2-CHLOROTOLUENE		0.43	U		0.34	U		0.37	U		0.4	U	
2-HEXANONE		0.67	U		0.54	U		0.59	U		0.63	U	
4-CHLOROTOLUENE		0.44	U		0.35	U		0.38	U		0.41	U	
4-ISOPROPYLTOLUENE		0.22	U		0.18	U		0.2	U		0.21	U	
4-METHYL-2-PENTANONE		0.58	U		0.46	U		0.51	U		0.54	U	
ACETONE		6.7	U		14	J	P	140			170		
BENZENE		0.25	U		0.2	U		0.22	U		0.23	U	
BROMOBENZENE		0.35	U		0.28	U		0.31	U		0.33	U	
BROMOCHLOROMETHANE		0.76	U		0.61	U		0.67	U		0.7	U	
BROMODICHLOROMETHANE		0.3	U		0.24	U		0.26	U		0.28	U	
BROMOFORM		0.35	U		0.28	U		0.31	U		0.33	U	
BROMOMETHANE		0.58	U		0.46	U		0.51	U		0.54	U	

PROJ_NO: 03328	NSAMPLE	DR-SB-34-02			DR-SB-34-08			DR-SB-35-02			DR-SB-35-10		
SDG: 240-1112-1	LAB_ID	240-1112-17			240-1112-18			240-1112-19			240-1112-20		
FRACTION: OV	SAMP_DATE	6/14/2011			6/14/2011			6/14/2011			6/14/2011		
MEDIA: SOIL	QC_TYPE	NM			NM			NM			NM		
	UNITS	UG/KG			UG/KG			UG/KG			UG/KG		
	PCT_SOLIDS	90.4			86.7			88.7			80.5		
	DUP_OF												
PARAMETER		RESULT	VQL	QLCD	RESULT	VQL	QLCD	RESULT	VQL	QLCD	RESULT	VQL	QLCD
1,1,1,2-TETRACHLOROETHANE		0.56	U		0.48	UJ	N	0.53	U		0.64	UJ	R
1,1,1-TRICHLOROETHANE		0.51	U		0.44	UJ	N	0.48	U		0.58	UJ	R
1,1,2,2-TETRACHLOROETHANE		0.31	U		0.27	UJ	N	0.29	U		0.35	UJ	NR
1,1,2-TRICHLOROTRIFLUOROETHANE		1.2	U		1	UJ	N	1.1	U		1.3	UJ	R
1,1-DICHLOROETHANE		0.32	U		0.28	UJ	N	0.31	U		0.37	UJ	R
1,1-DICHLOROETHENE		0.47	U		0.41	UJ	N	0.45	U		0.54	UJ	R
1,1-DICHLOROPROPENE		0.27	U		0.23	UJ	N	0.26	U		0.31	UJ	R
1,2,3-TRICHLOROBENZENE		0.34	U		0.3	UJ	N	0.33	U		0.39	UJ	NR
1,2,3-TRICHLOROPROPANE		0.81	U		0.7	UJ	N	0.78	U		0.93	UJ	R
1,2,3-TRIMETHYLBENZENE		0.15	U		0.13	UJ	N	0.15	U		0.18	UJ	R
1,2,4-TRICHLOROBENZENE		0.24	U		0.21	UJ	N	0.23	U		0.28	UJ	NR
1,2,4-TRIMETHYLBENZENE		0.59	U		0.51	UJ	N	0.56	U		0.67	UJ	R
1,2-DIBROMO-3-CHLOROPROPANE		1.2	U		1	UJ	N	1.1	U		1.3	UJ	NR
1,2-DIBROMOETHANE		0.45	U		0.39	UJ	N	0.43	U		0.52	UJ	R
1,2-DICHLOROBENZENE		0.32	U		0.28	UJ	N	0.31	U		0.37	UJ	NR
1,2-DICHLOROETHANE		0.31	U		0.27	UJ	N	0.29	U		0.35	UJ	R
1,2-DICHLOROPROPANE		0.62	U		0.54	UJ	N	0.59	U		0.71	UJ	R
1,3-DICHLOROBENZENE		0.32	U		0.27	UJ	N	0.3	U		0.36	UJ	NR
1,3-DICHLOROPROPANE		0.31	U		0.27	UJ	N	0.29	U		0.35	UJ	R
1,4-DICHLOROBENZENE		0.6	U		0.52	UJ	N	0.57	U		0.68	UJ	NR
2,2-DICHLOROPROPANE		0.85	U		0.73	UJ	N	0.81	U		0.97	UJ	R
2-BUTANONE		1.3	U		1.1	UJ	N	1.2	U		7.5	J	PR
2-CHLOROETHYL VINYL ETHER		1.3	U		1.1	UJ	N	1.2	U		1.4	UJ	R
2-CHLOROTOLUENE		0.36	U		0.31	UJ	N	0.34	U		0.41	UJ	R
2-HEXANONE		0.57	U		0.49	UJ	N	0.54	U		0.65	UJ	R
4-CHLOROTOLUENE		0.37	U		0.32	UJ	N	0.35	U		0.42	UJ	R
4-ISOPROPYLTOLUENE		0.19	U		0.16	UJ	N	0.18	U		0.22	UJ	NR
4-METHYL-2-PENTANONE		0.49	U		0.42	UJ	N	0.47	U		0.56	UJ	R
ACETONE		5.7	U		51	J	N	11	J	P	170	J	R
BENZENE		0.21	U		0.18	UJ	N	0.2	U		0.24	UJ	R
BROMOBENZENE		0.3	U		0.26	UJ	N	0.28	U		0.34	UJ	R
BROMOCHLOROMETHANE		0.64	U		0.55	UJ	N	0.61	U		0.73	UJ	R
BROMODICHLOROMETHANE		0.25	U		0.22	UJ	N	0.24	U		0.29	UJ	R
BROMOFORM		0.3	U		0.26	UJ	N	0.28	U		0.34	UJ	R
BROMOMETHANE		0.49	U		0.42	UJ	N	0.47	U		0.56	UJ	R

PROJ_NO: 03328	NSAMPLE	DR-SB-26-02			DR-SB-26-10			DR-SB-27-02			DR-SB-27-10		
SDG: 240-1112-1	LAB_ID	240-1112-1			240-1112-2			240-1112-3			240-1112-4		
FRACTION: OV	SAMP_DATE	6/13/2011			6/13/2011			6/13/2011			6/13/2011		
MEDIA: SOIL	QC_TYPE	NM			NM			NM			NM		
	UNITS	UG/KG			UG/KG			UG/KG			UG/KG		
	PCT_SOLIDS	86.4			86.1			80.7			86.3		
	DUP_OF												
PARAMETER		RESULT	VQL	QLCD	RESULT	VQL	QLCD	RESULT	VQL	QLCD	RESULT	VQL	QLCD
CARBON DISULFIDE		0.4	U		0.39	U		0.38	U		39	U	
CARBON TETRACHLORIDE		0.34	U		0.33	U		0.32	U		21	U	
CHLOROBENZENE		0.3	U		0.29	U		0.29	U		21	U	
CHLORODIBROMOMETHANE		0.5	U		0.48	U		0.48	U		39	U	
CHLOROETHANE		0.79	U		0.76	U		0.75	U		200	UJ	C
CHLOROFORM		0.27	U		0.26	U		0.25	U		29	U	
CHLOROMETHANE		0.38	U		0.36	U		0.36	U		46	U	
CIS-1,2-DICHLOROETHENE		0.33	U		0.32	U		0.31	U		1000		
CIS-1,3-DICHLOROPROPENE		0.31	U		0.3	U		0.3	U		26	U	
DIBROMOMETHANE		0.58	U		0.56	U		0.55	U		46	U	
DICHLORODIFLUOROMETHANE		0.46	U		0.44	U		0.43	U		52	U	
DIISOPROPYL ETHER		1.4	U		1.3	U		1.3	U		160	U	
ETHYL TERT-BUTYL ETHER		0.2	U		0.19	U		0.19	U		0.72	U	
ETHYLBENZENE		0.24	U		0.23	U		0.23	U		18	U	
HEXACHLOROBUTADIENE		1.1	U		1.1	U		1	U		46	U	
ISOPROPYLBENZENE		0.15	U		0.14	U		0.14	U		21	U	
M+P-XYLENES		1.1	U		1.1	U		1	U		76	J	P
METHYL TERT-BUTYL ETHER		0.39	U		0.38	U		0.37	U		23	U	
METHYLENE CHLORIDE		0.61	U		0.59	U		0.58	U		700	B	A
NAPHTHALENE		0.17	U		0.17	U		0.17	U		22	U	
N-BUTYLBENZENE		0.21	U		0.2	U		0.2	U		26	U	
N-PROPYLBENZENE		0.37	U		0.35	U		0.35	U		46	U	
O-XYLENE		0.32	U		0.31	U		0.3	U		28	U	
SEC-BUTYLBENZENE		0.17	U		0.16	U		0.16	U		15	U	
STYRENE		0.14	U		0.13	U		0.13	U		18	U	
TERT-AMYL METHYL ETHER		0.34	U		0.33	U		0.32	U		1.2	U	
TERT-BUTYLBENZENE		0.27	U		0.26	U		0.25	U		21	U	
TERTIARY-BUTYL ALCOHOL		7	UR	C	6.7	UR	C	6.6	UR	C	780	UR	C
TETRACHLOROETHENE		0.48	U		0.46	U		0.45	U		64	J	P
TOLUENE		0.46	J	P	0.4	J	P	0.37	J	P	56	U	
TOTAL XYLENES		0.61	U		0.59	U		0.58	U		76	J	P
TRANS-1,2-DICHLOROETHENE		0.38	U		0.36	U		0.36	U		410	J	P
TRANS-1,3-DICHLOROPROPENE		0.5	U		0.48	U		0.47	U		65	U	
TRICHLOROETHENE		0.39	U		0.37	U		0.37	U		11000		
TRICHLOROFLUOROMETHANE		0.31	U		0.3	U		0.3	U		52	U	

PROJ_NO: 03328	NSAMPLE	DR-SB-28-02			DR-SB-28-10			DR-SB-29-02			DR-SB-29-10		
SDG: 240-1112-1	LAB_ID	240-1112-5			240-1112-6			240-1112-7			240-1112-8		
FRACTION: OV	SAMP_DATE	6/13/2011			6/13/2011			6/13/2011			6/13/2011		
MEDIA: SOIL	QC_TYPE	NM			NM			NM			NM		
	UNITS	UG/KG			UG/KG			UG/KG			UG/KG		
	PCT_SOLIDS	81.9			86.2			82.5			83.4		
	DUP_OF												
PARAMETER		RESULT	VQL	QLCD	RESULT	VQL	QLCD	RESULT	VQL	QLCD	RESULT	VQL	QLCD
CARBON DISULFIDE		0.49	U		0.42	U		0.4	U		0.38	U	
CARBON TETRACHLORIDE		0.41	U		0.35	U		0.34	U		0.32	U	
CHLOROBENZENE		0.37	U		0.32	U		0.3	U		0.28	U	
CHLORODIBROMOMETHANE		0.61	U		0.53	U		0.5	U		0.47	U	
CHLOROETHANE		0.96	U		0.82	U		0.79	U		0.74	U	
CHLOROFORM		0.32	U		0.28	U		0.27	U		0.25	U	
CHLOROMETHANE		0.46	U		0.39	U		0.37	U		0.35	U	
CIS-1,2-DICHLOROETHENE		0.4	U		0.34	U		0.33	U		0.31	U	
CIS-1,3-DICHLOROPROPENE		0.38	U		0.33	U		0.31	U		0.29	U	
DIBROMOMETHANE		0.7	U		0.6	U		0.58	U		0.54	U	
DICHLORODIFLUOROMETHANE		0.56	U		0.48	U		0.46	U		0.43	U	
DIISOPROPYL ETHER		1.7	U		1.4	U		1.4	U		1.3	U	
ETHYL TERT-BUTYL ETHER		0.25	U		0.21	U		0.2	U		0.19	U	
ETHYLBENZENE		0.29	U		0.25	U		0.24	U		0.22	U	
HEXACHLOROBUTADIENE		1.3	U		1.1	U		1.1	U		1	U	
ISOPROPYLBENZENE		0.18	U		0.15	U		0.15	U		0.14	U	
M+P-XYLENES		1.3	U		1.1	U		1.1	U		1	U	
METHYL TERT-BUTYL ETHER		0.48	U		0.41	U		0.39	U		0.37	U	
METHYLENE CHLORIDE		0.75	U		0.64	U		0.61	U		0.58	U	
NAPHTHALENE		0.21	U		0.18	U		0.17	U		0.16	U	
N-BUTYLBENZENE		0.26	U		0.22	U		0.21	U		0.2	U	
N-PROPYLBENZENE		0.45	U		0.38	U		0.37	U		0.34	U	
O-XYLENE		0.39	U		0.33	U		0.32	U		0.3	U	
SEC-BUTYLBENZENE		0.2	U		0.17	U		0.16	U		0.16	U	
STYRENE		0.17	U		0.14	U		0.14	U		0.13	U	
TERT-AMYL METHYL ETHER		0.41	U		0.35	U		0.34	U		0.32	U	
TERT-BUTYLBENZENE		0.32	U		0.28	U		0.27	U		0.25	U	
TERTIARY-BUTYL ALCOHOL		8.5	UR	C	7.3	UR	C	6.9	UR	C	6.5	UR	C
TETRACHLOROETHENE		0.58	U		0.5	U		0.48	U		0.45	U	
TOLUENE		0.45	J	P	0.49	J	P	0.25	U		0.31	J	P
TOTAL XYLENES		0.75	U		0.64	U		0.61	U		0.58	U	
TRANS-1,2-DICHLOROETHENE		0.46	U		0.39	U		0.37	U		0.35	U	
TRANS-1,3-DICHLOROPROPENE		0.6	U		0.52	U		0.49	U		0.47	U	
TRICHLOROETHENE		0.47	U		0.4	U		12			0.36	U	
TRICHLOROFLUOROMETHANE		0.38	U		0.33	U		0.31	U		0.29	U	

PROJ_NO: 03328	NSAMPLE	DR-SB-30-02			DR-SB-30-08			DR-SB-31-02			DR-SB-31-14		
SDG: 240-1112-1	LAB_ID	240-1112-9			240-1112-10			240-1112-11			240-1112-12		
FRACTION: OV	SAMP_DATE	6/14/2011			6/14/2011			6/14/2011			6/14/2011		
MEDIA: SOIL	QC_TYPE	NM			NM			NM			NM		
	UNITS	UG/KG			UG/KG			UG/KG			UG/KG		
	PCT_SOLIDS	88.3			81.1			91.6			82.2		
	DUP_OF												
PARAMETER		RESULT	VQL	QLCD	RESULT	VQL	QLCD	RESULT	VQL	QLCD	RESULT	VQL	QLCD
CARBON DISULFIDE		0.48	U		0.5	U		0.38	U		11	U	
CARBON TETRACHLORIDE		0.4	U		0.42	U		0.32	U		5.7	U	
CHLOROBENZENE		0.36	U		0.37	U		0.29	U		5.7	U	
CHLORODIBROMOMETHANE		0.6	U		0.62	U		0.48	U		11	U	
CHLOROETHANE		0.94	UJ	C	0.98	UJ	C	0.74	UJ	C	54	UJ	C
CHLOROFORM		0.32	U		0.33	U		0.25	U		7.8	U	
CHLOROMETHANE		0.45	U		0.47	U		0.35	U		12	U	
CIS-1,2-DICHLOROETHENE		0.46	J	P	0.41	U		0.31	U		4400		
CIS-1,3-DICHLOROPROPENE		0.37	U		0.39	U		0.29	U		7	U	
DIBROMOMETHANE		0.69	U		0.72	U		0.54	U		12	U	
DICHLORODIFLUOROMETHANE		0.55	U		0.57	U		0.43	U		14	U	
DIISOPROPYL ETHER		1.6	U		1.7	U		1.3	U		44	U	
ETHYL TERT-BUTYL ETHER		0.24	U		0.25	U		0.19	U		0.19	U	
ETHYLBENZENE		0.28	U		0.3	U		0.22	U		4.8	U	
HEXACHLOROBUTADIENE		1.3	U		1.4	U		1	U		12	U	
ISOPROPYLBENZENE		0.17	U		0.18	U		0.14	U		5.8	U	
M+P-XYLENES		1.3	U		1.4	U		1	U		5.5	U	
METHYL TERT-BUTYL ETHER		0.47	U		0.49	U		0.37	U		6.3	U	
METHYLENE CHLORIDE		3.2	B	A	3.7	B	A	3.1	B	A	200	B	A
NAPHTHALENE		0.21	U		0.22	U		0.16	U		5.9	U	
N-BUTYLBENZENE		0.25	U		0.26	U		0.2	U		7.1	U	
N-PROPYLBENZENE		0.44	U		0.45	U		0.35	U		12	U	
O-XYLENE		0.38	U		0.4	U		0.3	U		7.5	U	
SEC-BUTYLBENZENE		0.2	U		0.2	U		0.16	U		4.2	U	
STYRENE		0.16	U		0.17	U		0.13	U		5	U	
TERT-AMYL METHYL ETHER		0.4	U		0.42	U		0.32	U		0.33	U	
TERT-BUTYLBENZENE		0.32	U		0.33	U		0.25	U		5.8	U	
TERTIARY-BUTYL ALCOHOL		8.3	UR	C	8.6	UR	C	6.6	UR	C	210	UR	C
TETRACHLOROETHENE		0.57	U		0.59	U		0.45	U		11	U	
TOLUENE		0.44	J	P	0.59	J	P	0.57	J	P	15	U	
TOTAL XYLENES		0.73	U		0.76	U		0.58	U		7.2	U	
TRANS-1,2-DICHLOROETHENE		0.45	U		0.47	U		0.35	U		34	J	P
TRANS-1,3-DICHLOROPROPENE		0.59	U		0.61	U		0.47	U		18	U	
TRICHLOROETHENE		0.46	U		0.48	U		0.36	U		1100		
TRICHLOROFLUOROMETHANE		0.37	U		0.39	U		0.29	U		14	U	

PROJ_NO: 03328	NSAMPLE	DR-SB-32-02			DR-SB-32-12			DR-SB-33-02			DR-SB-33-12		
SDG: 240-1112-1	LAB_ID	240-1112-13			240-1112-14			240-1112-15			240-1112-16		
FRACTION: OV	SAMP_DATE	6/14/2011			6/14/2011			6/14/2011			6/14/2011		
MEDIA: SOIL	QC_TYPE	NM			NM			NM			NM		
	UNITS	UG/KG			UG/KG			UG/KG			UG/KG		
	PCT_SOLIDS	93.7			86.8			86.9			79.6		
	DUP_OF												
PARAMETER		RESULT	VQL	QLCD	RESULT	VQL	QLCD	RESULT	VQL	QLCD	RESULT	VQL	QLCD
CARBON DISULFIDE		0.47	U		0.38	U		1.9	J	P	4	J	P
CARBON TETRACHLORIDE		0.39	U		0.32	U		0.35	U		0.37	U	
CHLOROBENZENE		0.35	U		0.28	U		0.31	U		0.33	U	
CHLORODIBROMOMETHANE		0.59	U		0.47	U		0.52	U		0.55	U	
CHLOROETHANE		0.92	UJ	C	0.74	UJ	C	0.81	UJ	C	0.85	UJ	C
CHLOROFORM		0.31	U		0.25	U		0.27	U		0.29	U	
CHLOROMETHANE		0.44	U		0.35	U		0.38	U		0.41	U	
CIS-1,2-DICHLOROETHENE		0.38	U		0.31	U		0.34	U		0.36	U	
CIS-1,3-DICHLOROPROPENE		0.36	U		0.29	U		0.32	U		0.34	U	
DIBROMOMETHANE		0.67	U		0.54	U		0.59	U		0.63	U	
DICHLORODIFLUOROMETHANE		0.53	U		0.43	U		0.47	U		0.5	U	
DIISOPROPYL ETHER		1.6	U		1.3	U		1.4	U		1.5	U	
ETHYL TERT-BUTYL ETHER		0.23	U		0.19	U		0.21	U		0.22	U	
ETHYLBENZENE		0.28	U		0.22	U		0.24	U		0.26	U	
HEXACHLOROBUTADIENE		1.3	U		1	U		1.1	U		1.2	U	
ISOPROPYLBENZENE		0.17	U		0.14	U		0.15	U		0.16	U	
M+P-XYLENES		1.3	U		1	U		1.1	U		1.2	U	
METHYL TERT-BUTYL ETHER		0.46	U		0.37	U		0.4	U		0.43	U	
METHYLENE CHLORIDE		3.4	B	A	2.8	B	A	3.7	B	A	3.9	B	A
NAPHTHALENE		1.2	B	A	0.16	U		0.18	U		0.19	U	
N-BUTYLBENZENE		0.25	U		0.2	U		0.22	U		0.23	U	
N-PROPYLBENZENE		0.43	U		0.34	U		0.37	U		0.4	U	
O-XYLENE		0.37	U		0.31	J	P	0.7	J	P	0.35	U	
SEC-BUTYLBENZENE		0.19	U		0.15	U		0.17	U		0.18	U	
STYRENE		0.16	U		0.13	U		0.14	U		0.15	U	
TERT-AMYL METHYL ETHER		0.39	U		0.32	U		0.35	U		0.37	U	
TERT-BUTYLBENZENE		0.31	U		0.25	U		0.27	U		0.29	U	
TERTIARY-BUTYL ALCOHOL		8.1	UR	C	6.5	UR	C	7.1	UR	C	7.5	UR	C
TETRACHLOROETHENE		0.55	U		0.45	U		0.49	U		0.52	U	
TOLUENE		0.29	U		0.37	J	P	0.53	J	P	0.58	J	P
TOTAL XYLENES		0.71	U		0.57	U		0.7	J	P	0.67	U	
TRANS-1,2-DICHLOROETHENE		0.44	U		0.35	U		0.38	U		0.41	U	
TRANS-1,3-DICHLOROPROPENE		0.58	U		0.46	U		0.51	U		0.54	U	
TRICHLOROETHENE		0.45	U		0.36	U		0.39	U		0.42	U	
TRICHLOROFLUOROMETHANE		0.36	U		0.29	U		0.32	U		0.34	U	

PROJ_NO: 03328	NSAMPLE	DR-SB-34-02			DR-SB-34-08			DR-SB-35-02			DR-SB-35-10		
SDG: 240-1112-1	LAB_ID	240-1112-17			240-1112-18			240-1112-19			240-1112-20		
FRACTION: OV	SAMP_DATE	6/14/2011			6/14/2011			6/14/2011			6/14/2011		
MEDIA: SOIL	QC_TYPE	NM			NM			NM			NM		
	UNITS	UG/KG			UG/KG			UG/KG			UG/KG		
	PCT_SOLIDS	90.4			86.7			88.7			80.5		
	DUP_OF												
PARAMETER		RESULT	VQL	QLCD	RESULT	VQL	QLCD	RESULT	VQL	QLCD	RESULT	VQL	QLCD
CARBON DISULFIDE		0.4	U		0.34	UJ	N	0.38	U		1.8	J	PR
CARBON TETRACHLORIDE		0.33	U		0.29	UJ	N	0.32	U		0.38	UJ	R
CHLOROBENZENE		0.3	U		0.26	UJ	N	0.28	U		0.34	UJ	R
CHLORODIBROMOMETHANE		0.5	U		0.43	UJ	N	0.47	U		0.57	UJ	R
CHLOROETHANE		0.78	UJ	C	0.67	UJ	CN	0.74	UJ	C	0.89	UJ	CR
CHLOROFORM		0.26	U		0.23	UJ	N	0.25	U		0.3	UJ	R
CHLOROMETHANE		0.37	U		0.32	UJ	N	0.35	U		0.42	UJ	R
CIS-1,2-DICHLOROETHENE		0.32	U		0.28	UJ	N	0.31	U		0.37	UJ	R
CIS-1,3-DICHLOROPROPENE		0.31	U		0.27	UJ	N	0.29	U		0.35	UJ	R
DIBROMOMETHANE		0.57	U		0.49	UJ	N	0.54	U		0.65	UJ	R
DICHLORODIFLUOROMETHANE		0.45	U		0.39	UJ	N	0.43	U		0.52	UJ	R
DIISOPROPYL ETHER		1.4	U		1.2	UJ	N	1.3	U		1.5	UJ	R
ETHYL TERT-BUTYL ETHER		0.2	U		0.17	UJ	N	0.19	U		0.23	UJ	R
ETHYLBENZENE		0.23	U		0.2	UJ	N	0.22	U		0.27	UJ	R
HEXACHLOROBUTADIENE		1.1	U		0.94	UJ	N	1	U		1.2	UJ	NR
ISOPROPYLBENZENE		0.14	U		0.12	UJ	N	0.14	U		0.16	UJ	R
M+P-XYLENES		1.1	U		0.94	UJ	N	1	U		1.2	UJ	R
METHYL TERT-BUTYL ETHER		0.39	U		0.34	UJ	N	0.37	U		0.44	UJ	R
METHYLENE CHLORIDE		2.7	B	A	3.5	B	A	2.9	B	A	3	B	A
NAPHTHALENE		0.17	U		0.15	UJ	N	0.16	U		0.29	B	A
N-BUTYLBENZENE		0.21	U		0.18	UJ	N	0.2	U		0.24	UJ	NR
N-PROPYLBENZENE		0.36	U		0.31	UJ	N	0.34	U		0.41	UJ	R
O-XYLENE		0.32	U		0.27	UJ	N	0.3	U		0.36	UJ	R
SEC-BUTYLBENZENE		0.16	U		0.14	UJ	N	0.16	U		0.19	UJ	R
STYRENE		0.14	U		0.12	UJ	N	0.13	U		0.15	UJ	R
TERT-AMYL METHYL ETHER		0.33	U		0.29	UJ	N	0.32	U		0.38	UJ	R
TERT-BUTYLBENZENE		0.26	U		0.23	UJ	N	0.25	U		0.3	UJ	R
TERTIARY-BUTYL ALCOHOL		6.9	UR	C	5.9	UR	C	6.5	UR	C	7.8	UR	C
TETRACHLOROETHENE		0.47	U		0.41	UJ	N	0.45	U		0.54	UJ	R
TOLUENE		0.3	J	P	0.25	J	NP	0.35	J	P	0.51	J	PR
TOTAL XYLENES		0.6	U		0.52	UJ	N	0.58	U		0.69	UJ	R
TRANS-1,2-DICHLOROETHENE		0.37	U		0.32	UJ	N	0.35	U		0.42	UJ	R
TRANS-1,3-DICHLOROPROPENE		0.49	U		0.42	UJ	N	0.47	U		0.56	UJ	R
TRICHLOROETHENE		0.38	U		0.33	UJ	N	0.36	U		0.43	UJ	R
TRICHLOROFLUOROMETHANE		0.31	U		0.27	UJ	N	0.29	U		0.35	UJ	R

PROJ_NO: 03328	NSAMPLE	DR-SB-26-02			DR-SB-26-10			DR-SB-27-02			DR-SB-27-10		
SDG: 240-1112-1	LAB_ID	240-1112-1			240-1112-2			240-1112-3			240-1112-4		
FRACTION: OV	SAMP_DATE	6/13/2011			6/13/2011			6/13/2011			6/13/2011		
MEDIA: SOIL	QC_TYPE	NM			NM			NM			NM		
	UNITS	UG/KG			UG/KG			UG/KG			UG/KG		
	PCT_SOLIDS	86.4			86.1			80.7			86.3		
	DUP_OF												
PARAMETER		RESULT	VQL	QLCD	RESULT	VQL	QLCD	RESULT	VQL	QLCD	RESULT	VQL	QLCD
VINYL ACETATE		0.23	UR	C	0.22	UR	C	0.22	UR	C	75	UR	C
VINYL CHLORIDE		0.36	U		0.34	U		3.6	J	P	59	U	

PROJ_NO: 03328	NSAMPLE	DR-SB-28-02			DR-SB-28-10			DR-SB-29-02			DR-SB-29-10		
SDG: 240-1112-1	LAB_ID	240-1112-5			240-1112-6			240-1112-7			240-1112-8		
FRACTION: OV	SAMP_DATE	6/13/2011			6/13/2011			6/13/2011			6/13/2011		
MEDIA: SOIL	QC_TYPE	NM			NM			NM			NM		
	UNITS	UG/KG			UG/KG			UG/KG			UG/KG		
	PCT_SOLIDS	81.9			86.2			82.5			83.4		
	DUP_OF												
PARAMETER		RESULT	VQL	QLCD	RESULT	VQL	QLCD	RESULT	VQL	QLCD	RESULT	VQL	QLCD
VINYL ACETATE		0.28	UR	C	0.24	UR	C	0.23	UR	C	0.22	UR	C
VINYL CHLORIDE		0.44	U		0.37	U		0.36	U		0.34	U	

PROJ_NO: 03328	NSAMPLE	DR-SB-30-02			DR-SB-30-08			DR-SB-31-02			DR-SB-31-14		
SDG: 240-1112-1	LAB_ID	240-1112-9			240-1112-10			240-1112-11			240-1112-12		
FRACTION: OV	SAMP_DATE	6/14/2011			6/14/2011			6/14/2011			6/14/2011		
MEDIA: SOIL	QC_TYPE	NM			NM			NM			NM		
	UNITS	UG/KG			UG/KG			UG/KG			UG/KG		
	PCT_SOLIDS	88.3			81.1			91.6			82.2		
	DUP_OF												
PARAMETER		RESULT	VQL	QLCD	RESULT	VQL	QLCD	RESULT	VQL	QLCD	RESULT	VQL	QLCD
VINYL ACETATE		0.27	UR	C	0.28	UR	C	0.22	UR	C	20	UR	C
VINYL CHLORIDE		0.43	U		0.44	U		0.34	U		580		

PROJ_NO: 03328	NSAMPLE	DR-SB-32-02			DR-SB-32-12			DR-SB-33-02			DR-SB-33-12		
SDG: 240-1112-1	LAB_ID	240-1112-13			240-1112-14			240-1112-15			240-1112-16		
FRACTION: OV	SAMP_DATE	6/14/2011			6/14/2011			6/14/2011			6/14/2011		
MEDIA: SOIL	QC_TYPE	NM			NM			NM			NM		
	UNITS	UG/KG			UG/KG			UG/KG			UG/KG		
	PCT_SOLIDS	93.7			86.8			86.9			79.6		
	DUP_OF												
PARAMETER		RESULT	VQL	QLCD	RESULT	VQL	QLCD	RESULT	VQL	QLCD	RESULT	VQL	QLCD
VINYL ACETATE		0.27	UR	C	0.21	UR	C	0.23	UR	C	0.25	UR	C
VINYL CHLORIDE		0.42	U		0.33	U		0.37	U		0.39	U	

PROJ_NO: 03328	NSAMPLE	DR-SB-34-02			DR-SB-34-08			DR-SB-35-02			DR-SB-35-10		
SDG: 240-1112-1	LAB_ID	240-1112-17			240-1112-18			240-1112-19			240-1112-20		
FRACTION: OV	SAMP_DATE	6/14/2011			6/14/2011			6/14/2011			6/14/2011		
MEDIA: SOIL	QC_TYPE	NM			NM			NM			NM		
	UNITS	UG/KG			UG/KG			UG/KG			UG/KG		
	PCT_SOLIDS	90.4			86.7			88.7			80.5		
	DUP_OF												
PARAMETER		RESULT	VQL	QLCD	RESULT	VQL	QLCD	RESULT	VQL	QLCD	RESULT	VQL	QLCD
VINYL ACETATE		0.23	UR	C	0.2	UR	C	0.22	UR	C	0.26	UR	C
VINYL CHLORIDE		0.35	U		0.3	UJ	N	0.34	U		0.4	UJ	R

PROJ_NO: 03328	NSAMPLE	DR-SB-26-02			DR-SB-26-10			DR-SB-27-02			DR-SB-27-10		
SDG: 240-1112-1	LAB_ID	240-1112-1			240-1112-2			240-1112-3			240-1112-4		
FRACTION: OS	SAMP_DATE	6/13/2011			6/13/2011			6/13/2011			6/13/2011		
MEDIA: SOIL	QC_TYPE	NM			NM			NM			NM		
	UNITS	UG/KG			UG/KG			UG/KG			UG/KG		
	PCT_SOLIDS	86.4			86.1			80.7			86.3		
	DUP_OF												

PARAMETER	RESULT	VQL	QLCD	RESULT	VQL	QLCD	RESULT	VQL	QLCD	RESULT	VQL	QLCD
1,1-BIPHENYL	31	U		31	U		170	U		31	U	
1,4-DIOXANE	25	U		26	U		140	U		25	U	
2,2'-OXYBIS(1-CHLOROPROPANE)	11	U		11	U		59	U		11	U	
2,4,5-TRICHLOROPHENOL	29	U		29	U		150	U		29	U	
2,4,6-TRICHLOROPHENOL	92	U		93	U		490	U		93	U	
2,4-DICHLOROPHENOL	23	U		23	U		120	U		23	U	
2,4-DIMETHYLPHENOL	23	U		23	U		120	U		23	U	
2,4-DINITROPHENOL	92	U		93	U		490	U		93	U	
2,4-DINITROTOLUENE	31	U		31	U		170	U		31	U	
2,6-DINITROTOLUENE	24	U		24	U		130	U		24	U	
2-CHLORONAPHTHALENE	3.8	U		3.8	U		20	U		3.8	U	
2-CHLOROPHENOL	31	U		31	U		170	U		31	U	
2-METHYLNAPHTHALENE	3.8	U		3.8	U		20	U		3.8	U	
2-METHYLPHENOL	92	U		93	U		490	U		93	U	
2-NITROANILINE	10	U		11	U		56	U		11	U	
2-NITROPHENOL	31	U		31	U		170	U		31	U	
3&4-METHYLPHENOL	23	U		23	U		120	U		23	U	
3,3'-DICHLOROBENZIDINE	21	U		21	U		110	U		21	U	
3-NITROANILINE	18	U		19	U		99	U		19	U	
4,6-DINITRO-2-METHYLPHENOL	92	U		93	U		490	U		93	U	
4-BROMOPHENYL PHENYL ETHER	15	U		15	U		80	U		15	U	
4-CHLORO-3-METHYLPHENOL	24	U		24	U		130	U		24	U	
4-CHLOROANILINE	20	U		20	U		110	U		20	U	
4-CHLOROPHENYL PHENYL ETHER	15	U		15	U		80	U		15	U	
4-NITROANILINE	30	U		30	U		160	U		30	U	
4-NITROPHENOL	92	U		93	U		490	U		93	U	
ACENAPHTHENE	3.8	U		3.8	U		20	U		3.8	U	
ACENAPHTHYLENE	3.8	U		3.8	U		20	U		3.8	U	
ACETOPHENONE	11	U		11	U		57	U		11	U	
ANTHRACENE	3.8	U		3.8	U		20	U		3.8	U	
ATRAZINE	10	U		11	U		56	U		11	U	
BENZALDEHYDE	14	U		14	U		74	U		14	U	
BENZO(A)ANTHRACENE	14			3.8	U		77			3.8	U	
BENZO(A)PYRENE	16			3.8	U		90			3.8	U	
BENZO(B)FLUORANTHENE	19			3.8	U		95			3.8	U	

PROJ_NO: 03328	NSAMPLE	DR-SB-28-02			DR-SB-28-10			DR-SB-29-02			DR-SB-29-10		
SDG: 240-1112-1	LAB_ID	240-1112-5			240-1112-6			240-1112-7			240-1112-8		
FRACTION: OS	SAMP_DATE	6/13/2011			6/13/2011			6/13/2011			6/13/2011		
MEDIA: SOIL	QC_TYPE	NM			NM			NM			NM		
	UNITS	UG/KG			UG/KG			UG/KG			UG/KG		
	PCT_SOLIDS	81.9			86.2			82.5			83.4		
	DUP_OF												
PARAMETER		RESULT	VQL	QLCD	RESULT	VQL	QLCD	RESULT	VQL	QLCD	RESULT	VQL	QLCD
1,1-BIPHENYL		33	U		31	U		160	U		32	U	
1,4-DIOXANE		27	U		25	U		130	U		26	U	
2,2'-OXYBIS(1-CHLOROPROPANE)		12	U		11	U		57	U		11	U	
2,4,5-TRICHLOROPHENOL		30	U		29	U		150	U		30	U	
2,4,6-TRICHLOROPHENOL		98	U		93	U		480	U		96	U	
2,4-DICHLOROPHENOL		24	U		23	U		120	U		24	U	
2,4-DIMETHYLPHENOL		24	U		23	U		120	U		24	U	
2,4-DINITROPHENOL		98	U		93	U		480	U		96	U	
2,4-DINITROTOLUENE		33	U		31	U		160	U		32	U	
2,6-DINITROTOLUENE		26	U		24	U		130	U		25	U	
2-CHLORONAPHTHALENE		4	U		3.8	U		20	U		3.9	U	
2-CHLOROPHENOL		33	U		31	U		160	U		32	U	
2-METHYLNAPHTHALENE		12			3.8	U		20	U		3.9	U	
2-METHYLPHENOL		98	U		93	U		480	U		96	U	
2-NITROANILINE		11	U		11	U		55	U		11	U	
2-NITROPHENOL		33	U		31	U		160	U		32	U	
3&4-METHYLPHENOL		24	U		23	U		120	U		24	U	
3,3'-DICHLOROBENZIDINE		22	U		21	U		110	U		22	U	
3-NITROANILINE		20	U		19	U		97	U		19	U	
4,6-DINITRO-2-METHYLPHENOL		98	U		93	U		480	U		96	U	
4-BROMOPHENYL PHENYL ETHER		16	U		15	U		79	U		16	U	
4-CHLORO-3-METHYLPHENOL		26	U		24	U		130	U		25	U	
4-CHLOROANILINE		21	U		20	U		100	U		20	U	
4-CHLOROPHENYL PHENYL ETHER		16	U		15	U		79	U		16	U	
4-NITROANILINE		32	U		30	U		160	U		31	U	
4-NITROPHENOL		98	U		93	U		480	U		96	U	
ACENAPHTHENE		4	U		3.8	U		20	U		3.9	U	
ACENAPHTHYLENE		18			3.8	U		52			3.9	U	
ACETOPHENONE		11	U		11	U		56	U		11	U	
ANTHRACENE		34			3.8	U		49			3.9	U	
ATRAZINE		11	U		11	U		55	U		11	U	
BENZALDEHYDE		15	U		14	U		72	U		14	U	
BENZO(A)ANTHRACENE		140			3.8	U		200			3.9	U	
BENZO(A)PYRENE		160			3.8	U		220			3.9	U	
BENZO(B)FLUORANTHENE		180			3.8	U		270			3.9	U	

PROJ_NO: 03328	NSAMPLE	DR-SB-30-02			DR-SB-30-08			DR-SB-31-02			DR-SB-31-14		
SDG: 240-1112-1	LAB_ID	240-1112-9			240-1112-10			240-1112-11			240-1112-12		
FRACTION: OS	SAMP_DATE	6/14/2011			6/14/2011			6/14/2011			6/14/2011		
MEDIA: SOIL	QC_TYPE	NM			NM			NM			NM		
	UNITS	UG/KG			UG/KG			UG/KG			UG/KG		
	PCT_SOLIDS	88.3			81.1			91.6			82.2		
	DUP_OF												
PARAMETER		RESULT	VQL	QLCD	RESULT	VQL	QLCD	RESULT	VQL	QLCD	RESULT	VQL	QLCD
1,1-BIPHENYL		31	U		33	U		29	U		33	U	
1,4-DIOXANE		25	U		27	U		24	U		27	U	
2,2'-OXYBIS(1-CHLOROPROPANE)		11	U		12	U		10	U		12	U	
2,4,5-TRICHLOROPHENOL		28	U		31	U		27	U		30	U	
2,4,6-TRICHLOROPHENOL		91	U		98	U		87	U		97	U	
2,4-DICHLOROPHENOL		23	U		25	U		22	U		24	U	
2,4-DIMETHYLPHENOL		23	U		25	U		22	U		24	U	
2,4-DINITROPHENOL		91	U		98	U		87	U		97	U	
2,4-DINITROTOLUENE		31	U		33	U		29	U		33	U	
2,6-DINITROTOLUENE		24	U		26	U		23	U		26	U	
2-CHLORONAPHTHALENE		3.7	U		4.1	U		3.6	U		4	U	
2-CHLOROPHENOL		31	U		33	U		29	U		33	U	
2-METHYLNAPHTHALENE		3.7	U		4.1	U		3.6	U		4	U	
2-METHYLPHENOL		91	U		98	U		87	U		97	U	
2-NITROANILINE		10	U		11	U		9.9	U		11	U	
2-NITROPHENOL		31	U		33	U		29	U		33	U	
3&4-METHYLPHENOL		23	U		25	U		22	U		24	U	
3,3'-DICHLOROBENZIDINE		20	U		22	U		20	U		22	U	
3-NITROANILINE		18	U		20	U		17	U		19	U	
4,6-DINITRO-2-METHYLPHENOL		91	U		98	U		87	U		97	U	
4-BROMOPHENYL PHENYL ETHER		15	U		16	U		14	U		16	U	
4-CHLORO-3-METHYLPHENOL		24	U		26	U		23	U		26	U	
4-CHLOROANILINE		19	U		21	U		18	U		21	U	
4-CHLOROPHENYL PHENYL ETHER		15	U		16	U		14	U		16	U	
4-NITROANILINE		29	U		32	U		28	U		32	U	
4-NITROPHENOL		91	U		98	U		87	U		97	U	
ACENAPHTHENE		3.7	U		4.1	U		3.6	U		4	U	
ACENAPHTHYLENE		3.7	U		4.1	U		3.6	U		4	U	
ACETOPHENONE		10	U		11	U		10	U		11	U	
ANTHRACENE		7.7			4.1	U		3.6	U		4	U	
ATRAZINE		10	U		11	U		9.9	U		11	U	
BENZALDEHYDE		14	U		15	U		13	U		15	U	
BENZO(A)ANTHRACENE		33			4.1	U		3.6	U		4	U	
BENZO(A)PYRENE		34			4.1	U		3.6	U		4	U	
BENZO(B)FLUORANTHENE		42			4.1	U		3.6	U		4	U	

PROJ_NO: 03328	NSAMPLE	DR-SB-32-02			DR-SB-32-12			DR-SB-33-02			DR-SB-33-12		
SDG: 240-1112-1	LAB_ID	240-1112-13			240-1112-14			240-1112-15			240-1112-16		
FRACTION: OS	SAMP_DATE	6/14/2011			6/14/2011			6/14/2011			6/14/2011		
MEDIA: SOIL	QC_TYPE	NM			NM			NM			NM		
	UNITS	UG/KG			UG/KG			UG/KG			UG/KG		
	PCT_SOLIDS	93.7			86.8			86.9			79.6		
	DUP_OF												
PARAMETER		RESULT	VQL	QLCD	RESULT	VQL	QLCD	RESULT	VQL	QLCD	RESULT	VQL	QLCD
1,1-BIPHENYL		3800	U		31	U		31	U		34	U	
1,4-DIOXANE		3100	U		25	U		25	U		28	U	
2,2'-OXYBIS(1-CHLOROPROPANE)		1300	U		11	U		11	U		12	U	
2,4,5-TRICHLOROPHENOL		3500	U		29	U		29	U		32	U	
2,4,6-TRICHLOROPHENOL		11000	U		92	U		92	U		100	U	
2,4-DICHLOROPHENOL		2800	U		23	U		23	U		25	U	
2,4-DIMETHYLPHENOL		2800	U		23	U		23	U		25	U	
2,4-DINITROPHENOL		11000	U		92	U		92	U		100	U	
2,4-DINITROTOLUENE		3800	U		31	U		31	U		34	U	
2,6-DINITROTOLUENE		3000	U		24	U		24	U		26	U	
2-CHLORONAPHTHALENE		470	U		3.8	U		3.8	U		4.2	U	
2-CHLOROPHENOL		3800	U		31	U		31	U		34	U	
2-METHYLNAPHTHALENE		470	U		3.8	U		3.8	U		4.2	U	
2-METHYLPHENOL		11000	U		92	U		92	U		100	U	
2-NITROANILINE		1300	U		10	U		10	U		11	U	
2-NITROPHENOL		3800	U		31	U		31	U		34	U	
3&4-METHYLPHENOL		2800	U		23	U		23	U		25	U	
3,3'-DICHLOROBENZIDINE		2600	U		21	U		21	U		23	U	
3-NITROANILINE		2300	U		18	U		18	U		20	U	
4,6-DINITRO-2-METHYLPHENOL		11000	U		92	U		92	U		100	U	
4-BROMOPHENYL PHENYL ETHER		1800	U		15	U		15	U		16	U	
4-CHLORO-3-METHYLPHENOL		3000	U		24	U		24	U		26	U	
4-CHLOROANILINE		2400	U		20	U		20	U		21	U	
4-CHLOROPHENYL PHENYL ETHER		1800	U		15	U		15	U		16	U	
4-NITROANILINE		3700	U		30	U		30	U		33	U	
4-NITROPHENOL		11000	U		92	U		92	U		100	U	
ACENAPHTHENE		4100			3.8	U		3.8	U		4.2	U	
ACENAPHTHYLENE		470	U		3.8	U		17			4.2	U	
ACETOPHENONE		1300	U		11	U		11	U		12	U	
ANTHRACENE		9100			3.8	U		17			4.2	U	
ATRAZINE		1300	U		10	U		10	U		11	U	
BENZALDEHYDE		1700	U		14	U		14	U		15	U	
BENZO(A)ANTHRACENE		45000			23			150			7.2	J	P
BENZO(A)PYRENE		41000			21			120			5.7	J	P
BENZO(B)FLUORANTHENE		52000			26			110			7.3	J	P

PROJ_NO: 03328	NSAMPLE	DR-SB-34-02			DR-SB-34-08			DR-SB-35-02			DR-SB-35-10		
SDG: 240-1112-1	LAB_ID	240-1112-17			240-1112-18			240-1112-19			240-1112-20		
FRACTION: OS	SAMP_DATE	6/14/2011			6/14/2011			6/14/2011			6/14/2011		
MEDIA: SOIL	QC_TYPE	NM			NM			NM			NM		
	UNITS	UG/KG			UG/KG			UG/KG			UG/KG		
	PCT_SOLIDS	90.4			86.7			88.7			80.5		
	DUP_OF												
PARAMETER		RESULT	VQL	QLCD	RESULT	VQL	QLCD	RESULT	VQL	QLCD	RESULT	VQL	QLCD
1,1-BIPHENYL		60	U		31	U		31	U		34	U	
1,4-DIOXANE		49	U		25	U		25	U		27	U	
2,2'-OXYBIS(1-CHLOROPROPANE)		21	U		11	U		11	U		12	U	
2,4,5-TRICHLOROPHENOL		55	U		29	U		28	U		31	U	
2,4,6-TRICHLOROPHENOL		180	U		93	U		91	U		99	U	
2,4-DICHLOROPHENOL		44	U		23	U		23	U		25	U	
2,4-DIMETHYLPHENOL		44	U		23	U		23	U		25	U	
2,4-DINITROPHENOL		180	UR	D	93	U		91	U		99	U	
2,4-DINITROTOLUENE		60	U		31	U		31	U		34	U	
2,6-DINITROTOLUENE		47	U		24	U		24	U		26	U	
2-CHLORONAPHTHALENE		7.3	U		3.8	U		3.7	U		4.1	U	
2-CHLOROPHENOL		60	U		31	U		31	U		34	U	
2-METHYLNAPHTHALENE		51			3.8	U		3.7	U		4.1	U	
2-METHYLPHENOL		180	U		93	U		91	U		99	U	
2-NITROANILINE		20	U		11	U		10	U		11	U	
2-NITROPHENOL		60	U		31	U		31	U		34	U	
3&4-METHYLPHENOL		44	U		23	U		23	U		25	U	
3,3'-DICHLOROBENZIDINE		40	U		21	U		20	U		22	U	
3-NITROANILINE		36	U		19	U		18	U		20	U	
4,6-DINITRO-2-METHYLPHENOL		180	UR	D	93	U		91	U		99	U	
4-BROMOPHENYL PHENYL ETHER		29	U		15	U		15	U		16	U	
4-CHLORO-3-METHYLPHENOL		47	U		24	U		24	U		26	U	
4-CHLOROANILINE		38	U		20	U		19	U		21	U	
4-CHLOROPHENYL PHENYL ETHER		29	U		15	U		15	U		16	U	
4-NITROANILINE		58	U		30	U		29	U		32	U	
4-NITROPHENOL		180	U		93	U		91	U		99	U	
ACENAPHTHENE		23			3.8	U		28			4.1	U	
ACENAPHTHYLENE		70			3.8	U		3.7	U		4.1	U	
ACETOPHENONE		20	U		11	U		10	U		11	U	
ANTHRACENE		170			13			120			4.1	U	
ATRAZINE		20	U		11	U		10	U		11	U	
BENZALDEHYDE		27	U		14	U		14	U		15	U	
BENZO(A)ANTHRACENE		820			12			360			4.1	U	
BENZO(A)PYRENE		1100			9.6			360			4.1	U	
BENZO(B)FLUORANTHENE		1000			8.3			470			4.1	U	

PROJ_NO: 03328	NSAMPLE	DR-SB-26-02			DR-SB-26-10			DR-SB-27-02			DR-SB-27-10		
SDG: 240-1112-1	LAB_ID	240-1112-1			240-1112-2			240-1112-3			240-1112-4		
FRACTION: OS	SAMP_DATE	6/13/2011			6/13/2011			6/13/2011			6/13/2011		
MEDIA: SOIL	QC_TYPE	NM			NM			NM			NM		
	UNITS	UG/KG			UG/KG			UG/KG			UG/KG		
	PCT_SOLIDS	86.4			86.1			80.7			86.3		
	DUP_OF												
PARAMETER		RESULT	VQL	QLCD	RESULT	VQL	QLCD	RESULT	VQL	QLCD	RESULT	VQL	QLCD
BENZO(G,H,I)PERYLENE		13			3.8	U		93			3.8	U	
BENZO(K)FLUORANTHENE		10			3.8	U		57			3.8	U	
BIS(2-CHLOROETHOXY)METHANE		25	U		26	U		140	U		25	U	
BIS(2-CHLOROETHYL)ETHER		2.3	U		2.3	U		12	U		2.3	U	
BIS(2-ETHYLHEXYL)PHTHALATE		22	U		22	U		120	U		22	U	
BUTYL BENZYL PHTHALATE		12	U		12	U		62	U		12	U	
CAPROLACTAM		43	U		43	U		230	U		43	U	
CARBAZOLE		31	U		31	U		170	U		31	U	
CHRYSENE		17			1.3	U		100			1.3	U	
DIBENZO(A,H)ANTHRACENE		3.8	U		3.8	U		20	U		3.8	U	
DIBENZOFURAN		3.8	U		3.8	U		20	U		3.8	U	
DIETHYL PHTHALATE		18	U		19	U		99	U		19	U	
DIMETHYL PHTHALATE		20	U		20	U		110	U		20	U	
DI-N-BUTYL PHTHALATE		17	U		17	U		93	U		17	U	
DI-N-OCTYL PHTHALATE		31	U		31	U		170	U		31	U	
FLUORANTHENE		27			3.8	U		96			3.8	U	
FLUORENE		3.8	U		3.8	U		20	U		3.8	U	
HEXACHLOROBENZENE		2.4	U		2.4	U		13	U		2.4	U	
HEXACHLOROBUTADIENE		31	U		31	U		170	U		31	U	
HEXACHLOROCYCLOPENTADIENE		31	U		31	U		170	U		31	U	
HEXACHLOROETHANE		10	U		10	U		56	U		10	U	
INDENO(1,2,3-CD)PYRENE		8.9			3.8	U		55			3.8	U	
ISOPHORONE		15	U		15	U		80	U		15	U	
NAPHTHALENE		3.8	U		3.8	U		20	U		3.8	U	
NITROBENZENE		2.5	U		2.6	U		14	U		2.5	U	
N-NITROSODIMETHYLAMINE		18	U		19	U		99	U		19	U	
N-NITROSO-DI-N-PROPYLAMINE		31	U		31	U		170	U		31	U	
N-NITROSODIPHENYLAMINE		24	U		24	U		130	U		24	U	
PENTACHLOROPHENOL		92	U		93	U		490	U		93	U	
PHENANTHRENE		3.8	U		3.8	U		78			3.8	U	
PHENOL		31	U		31	U		170	U		31	U	
PYRENE		26			3.8	U		150			3.8	U	

PROJ_NO: 03328	NSAMPLE	DR-SB-28-02			DR-SB-28-10			DR-SB-29-02			DR-SB-29-10		
SDG: 240-1112-1	LAB_ID	240-1112-5			240-1112-6			240-1112-7			240-1112-8		
FRACTION: OS	SAMP_DATE	6/13/2011			6/13/2011			6/13/2011			6/13/2011		
MEDIA: SOIL	QC_TYPE	NM			NM			NM			NM		
	UNITS	UG/KG			UG/KG			UG/KG			UG/KG		
	PCT_SOLIDS	81.9			86.2			82.5			83.4		
	DUP_OF												
PARAMETER		RESULT	VQL	QLCD	RESULT	VQL	QLCD	RESULT	VQL	QLCD	RESULT	VQL	QLCD
BENZO(G,H,I)PERYLENE		100			3.8	U		190			3.9	U	
BENZO(K)FLUORANTHENE		90			3.8	U		180			3.9	U	
BIS(2-CHLOROETHOXY)METHANE		27	U		25	U		130	U		26	U	
BIS(2-CHLOROETHYL)ETHER		2.4	U		2.3	U		12	U		2.4	U	
BIS(2-ETHYLHEXYL)PHTHALATE		25	J	P	22	U		110	U		23	U	
BUTYL BENZYL PHTHALATE		12	U		12	U		60	U		12	U	
CAPROLACTAM		45	U		43	U		220	U		44	U	
CARBAZOLE		33	U		31	U		160	U		32	U	
CHRYSENE		150			1.3	U		210			1.3	U	
DIBENZO(A,H)ANTHRACENE		25			3.8	U		20	U		3.9	U	
DIBENZOFURAN		4	U		3.8	U		20	U		3.9	U	
DIETHYL PHTHALATE		20	U		19	U		97	U		19	U	
DIMETHYL PHTHALATE		21	U		20	U		100	U		20	U	
DI-N-BUTYL PHTHALATE		18	U		17	U		91	U		18	U	
DI-N-OCTYL PHTHALATE		33	U		31	U		160	U		32	U	
FLUORANTHENE		220			3.8	U		320			3.9	U	
FLUORENE		8.6			3.8	U		20	U		3.9	U	
HEXACHLOROBENZENE		2.6	U		2.4	U		13	U		2.5	U	
HEXACHLOROBUTADIENE		33	U		31	U		160	U		32	U	
HEXACHLOROCYCLOPENTADIENE		33	U		31	U		160	U		32	U	
HEXACHLOROETHANE		11	U		10	U		54	U		11	U	
INDENO(1,2,3-CD)PYRENE		77			3.8	U		170			3.9	U	
ISOPHORONE		16	U		15	U		79	U		16	U	
NAPHTHALENE		12			3.8	U		20	U		3.9	U	
NITROBENZENE		2.7	U		2.5	U		13	U		2.6	U	
N-NITROSODIMETHYLAMINE		20	U		19	U		97	U		19	U	
N-NITROSO-DI-N-PROPYLAMINE		33	U		31	U		160	U		32	U	
N-NITROSODIPHENYLAMINE		26	U		24	U		130	U		25	U	
PENTACHLOROPHENOL		98	U		93	U		480	U		96	U	
PHENANTHRENE		110			3.8	U		150			3.9	U	
PHENOL		33	U		31	U		160	U		32	U	
PYRENE		270			3.8	U		290			3.9	U	

PROJ_NO: 03328	NSAMPLE	DR-SB-30-02			DR-SB-30-08			DR-SB-31-02			DR-SB-31-14		
SDG: 240-1112-1	LAB_ID	240-1112-9			240-1112-10			240-1112-11			240-1112-12		
FRACTION: OS	SAMP_DATE	6/14/2011			6/14/2011			6/14/2011			6/14/2011		
MEDIA: SOIL	QC_TYPE	NM			NM			NM			NM		
	UNITS	UG/KG			UG/KG			UG/KG			UG/KG		
	PCT_SOLIDS	88.3			81.1			91.6			82.2		
	DUP_OF												
PARAMETER		RESULT	VQL	QLCD	RESULT	VQL	QLCD	RESULT	VQL	QLCD	RESULT	VQL	QLCD
BENZO(G,H,I)PERYLENE		26			4.1	U		3.6	U		4	U	
BENZO(K)FLUORANTHENE		22			4.1	U		3.6	U		4	U	
BIS(2-CHLOROETHOXY)METHANE		25	U		27	U		24	U		27	U	
BIS(2-CHLOROETHYL)ETHER		2.3	U		2.5	U		2.2	U		2.4	U	
BIS(2-ETHYLHEXYL)PHTHALATE		24	J	P	23	U		21	U		23	U	
BUTYL BENZYL PHTHALATE		11	U		12	U		11	U		12	U	
CAPROLACTAM		42	U		45	U		40	U		45	U	
CARBAZOLE		31	U		33	U		29	U		33	U	
CHRYSENE		36			1.4	U		1.2	U		1.3	U	
DIBENZO(A,H)ANTHRACENE		3.7	U		4.1	U		3.6	U		4	U	
DIBENZOFURAN		3.7	U		4.1	U		3.6	U		4	U	
DIETHYL PHTHALATE		18	U		20	U		17	U		19	U	
DIMETHYL PHTHALATE		19	U		21	U		18	U		21	U	
DI-N-BUTYL PHTHALATE		17	U		18	U		16	U		18	U	
DI-N-OCTYL PHTHALATE		31	U		33	U		29	U		33	U	
FLUORANTHENE		71			4.1	U		3.6	U		4	U	
FLUORENE		3.7	U		4.1	U		3.6	U		4	U	
HEXACHLOROBENZENE		2.4	U		2.6	U		2.3	U		2.6	U	
HEXACHLOROBUTADIENE		31	U		33	U		29	U		33	U	
HEXACHLOROCYCLOPENTADIENE		31	U		33	U		29	U		33	U	
HEXACHLOROETHANE		10	U		11	U		9.8	U		11	U	
INDENO(1,2,3-CD)PYRENE		19			4.1	U		3.6	U		4	U	
ISOPHORONE		15	U		16	U		14	U		16	U	
NAPHTHALENE		3.7	U		4.1	U		3.6	U		4	U	
NITROBENZENE		2.5	U		2.7	U		2.4	U		2.7	U	
N-NITROSODIMETHYLAMINE		18	U		20	U		17	U		19	U	
N-NITROSO-DI-N-PROPYLAMINE		31	U		33	U		29	U		33	U	
N-NITROSODIPHENYLAMINE		24	U		26	U		23	U		26	U	
PENTACHLOROPHENOL		91	U		98	U		87	U		97	U	
PHENANTHRENE		31			4.1	U		3.6	U		4	U	
PHENOL		31	U		33	U		29	U		33	U	
PYRENE		61			4.1	U		3.6	U		4	U	

PROJ_NO: 03328	NSAMPLE	DR-SB-32-02			DR-SB-32-12			DR-SB-33-02			DR-SB-33-12		
SDG: 240-1112-1	LAB_ID	240-1112-13			240-1112-14			240-1112-15			240-1112-16		
FRACTION: OS	SAMP_DATE	6/14/2011			6/14/2011			6/14/2011			6/14/2011		
MEDIA: SOIL	QC_TYPE	NM			NM			NM			NM		
	UNITS	UG/KG			UG/KG			UG/KG			UG/KG		
	PCT_SOLIDS	93.7			86.8			86.9			79.6		
	DUP_OF												
PARAMETER		RESULT	VQL	QLCD	RESULT	VQL	QLCD	RESULT	VQL	QLCD	RESULT	VQL	QLCD
BENZO(G,H,I)PERYLENE		28000			14			66			4.2	U	
BENZO(K)FLUORANTHENE		27000			14			61			4.2	U	
BIS(2-CHLOROETHOXY)METHANE		3100	U		25	U		25	U		28	U	
BIS(2-CHLOROETHYL)ETHER		280	U		2.3	U		2.3	U		2.5	U	
BIS(2-ETHYLHEXYL)PHTHALATE		2700	U		87			22	U		24	U	
BUTYL BENZYL PHTHALATE		1400	U		12	U		12	U		13	U	
CAPROLACTAM		5200	U		43	U		43	U		47	U	
CARBAZOLE		3800	U		31	U		31	U		34	U	
CHRYSENE		45000			23			200			6.4	J	P
DIBENZO(A,H)ANTHRACENE		5800			3.8	U		3.8	U		4.2	U	
DIBENZOFURAN		1300	J	P	3.8	U		3.8	U		4.2	U	
DIETHYL PHTHALATE		2300	U		18	U		18	U		20	U	
DIMETHYL PHTHALATE		2400	U		20	U		20	U		21	U	
DI-N-BUTYL PHTHALATE		2100	U		17	U		17	U		19	U	
DI-N-OCTYL PHTHALATE		3800	U		31	U		31	U		34	U	
FLUORANTHENE		97000			48			220			16		
FLUORENE		2400			3.8	U		5.4	J	P	4.2	U	
HEXACHLOROBENZENE		300	U		2.4	U		2.4	U		2.6	U	
HEXACHLOROBUTADIENE		3800	U		31	U		31	U		34	U	
HEXACHLOROCYCLOPENTADIENE		3800	U		31	U		31	U		34	U	
HEXACHLOROETHANE		1300	U		10	U		10	U		11	U	
INDENO(1,2,3-CD)PYRENE		23000			12			49			4.2	U	
ISOPHORONE		1800	U		15	U		15	U		16	U	
NAPHTHALENE		470	U		3.8	U		3.8	U		4.2	U	
NITROBENZENE		310	U		2.5	U		2.5	U		2.8	U	
N-NITROSODIMETHYLAMINE		2300	U		18	U		18	U		20	U	
N-NITROSO-DI-N-PROPYLAMINE		3800	U		31	U		31	U		34	U	
N-NITROSODIPHENYLAMINE		3000	U		24	U		24	U		26	U	
PENTACHLOROPHENOL		11000	U		92	U		92	U		100	U	
PHENANTHRENE		36000			19			100			6.1	J	P
PHENOL		3800	U		31	U		31	U		34	U	
PYRENE		81000			40			270			11		

PROJ_NO: 03328	NSAMPLE	DR-SB-34-02			DR-SB-34-08			DR-SB-35-02			DR-SB-35-10		
SDG: 240-1112-1	LAB_ID	240-1112-17			240-1112-18			240-1112-19			240-1112-20		
FRACTION: OS	SAMP_DATE	6/14/2011			6/14/2011			6/14/2011			6/14/2011		
MEDIA: SOIL	QC_TYPE	NM			NM			NM			NM		
	UNITS	UG/KG			UG/KG			UG/KG			UG/KG		
	PCT_SOLIDS	90.4			86.7			88.7			80.5		
	DUP_OF												
PARAMETER		RESULT	VQL	QLCD	RESULT	VQL	QLCD	RESULT	VQL	QLCD	RESULT	VQL	QLCD
BENZO(G,H,I)PERYLENE		910			7.4	J	P	240			4.1	U	
BENZO(K)FLUORANTHENE		640			6.5	J	P	280			4.1	U	
BIS(2-CHLOROETHOXY)METHANE		49	U		25	U		25	U		27	U	
BIS(2-CHLOROETHYL)ETHER		4.4	U		2.3	U		2.3	U		2.5	U	
BIS(2-ETHYLHEXYL)PHTHALATE		42	U		46	J	P	22	U		24	U	
BUTYL BENZYL PHTHALATE		22	U		12	U		11	U		12	U	
CAPROLACTAM		82	UL	D	43	U		42	U		46	U	
CARBAZOLE		60	U		31	U		31	U		34	U	
CHRYSENE		900			15			420			1.4	U	
DIBENZO(A,H)ANTHRACENE		7.3	U		3.8	U		54			4.1	U	
DIBENZOFURAN		7.3	U		3.8	U		3.7	U		4.1	U	
DIETHYL PHTHALATE		36	U		19	U		18	U		20	U	
DIMETHYL PHTHALATE		38	U		20	U		19	U		21	U	
DI-N-BUTYL PHTHALATE		33	U		17	U		17	U		19	U	
DI-N-OCTYL PHTHALATE		60	U		31	U		31	U		34	U	
FLUORANTHENE		870			25			890			4.1	U	
FLUORENE		40			10			18			4.1	U	
HEXACHLOROBENZENE		4.7	U		2.4	U		2.4	U		2.6	U	
HEXACHLOROBUTADIENE		60	U		31	U		31	U		34	U	
HEXACHLOROCYCLOPENTADIENE		60	UR	D	31	U		31	U		34	U	
HEXACHLOROETHANE		20	U		10	U		10	U		11	U	
INDENO(1,2,3-CD)PYRENE		660			5.6	J	P	210			4.1	U	
ISOPHORONE		29	U		15	U		15	U		16	U	
NAPHTHALENE		69			3.8	U		3.7	U		4.1	U	
NITROBENZENE		4.9	U		2.5	U		2.5	U		2.7	U	
N-NITROSODIMETHYLAMINE		36	U		19	U		18	U		20	U	
N-NITROSO-DI-N-PROPYLAMINE		60	U		31	U		31	U		34	U	
N-NITROSODIPHENYLAMINE		47	U		24	U		24	U		26	U	
PENTACHLOROPHENOL		180	UR	D	93	U		91	U		99	U	
PHENANTHRENE		290			23			310			4.1	U	
PHENOL		60	U		31	U		31	U		34	U	
PYRENE		1400			32			670			4.1	U	

PROJ_NO: 03328	NSAMPLE	DR-SB-26-02			DR-SB-26-10			DR-SB-27-02			DR-SB-27-10		
SDG: 240-1112-1	LAB_ID	240-1112-1			240-1112-2			240-1112-3			240-1112-4		
FRACTION: PCB	SAMP_DATE	6/13/2011			6/13/2011			6/13/2011			6/13/2011		
MEDIA: SOIL	QC_TYPE	NM			NM			NM			NM		
	UNITS	UG/KG			UG/KG			UG/KG			UG/KG		
	PCT_SOLIDS	86.4			86.1			80.7			86.3		
	DUP_OF												
PARAMETER		RESULT	VQL	QLCD	RESULT	VQL	QLCD	RESULT	VQL	QLCD	RESULT	VQL	QLCD
AROCLOR-1016		24	U		24	U		26	U		24	U	
AROCLOR-1221		19	U		19	U		20	U		18	U	
AROCLOR-1232		16	U		16	U		17	U		16	U	
AROCLOR-1242		15	U		15	U		16	U		15	U	
AROCLOR-1248		20	U		20	U		21	U		20	U	
AROCLOR-1254		20	U		20	U		21	U		20	U	
AROCLOR-1260		22	J	P	20	U		27	J	PU	20	U	

PROJ_NO: 03328	NSAMPLE	DR-SB-28-02			DR-SB-28-10			DR-SB-29-02			DR-SB-29-10		
SDG: 240-1112-1	LAB_ID	240-1112-5			240-1112-6			240-1112-7			240-1112-8		
FRACTION: PCB	SAMP_DATE	6/13/2011			6/13/2011			6/13/2011			6/13/2011		
MEDIA: SOIL	QC_TYPE	NM			NM			NM			NM		
	UNITS	UG/KG			UG/KG			UG/KG			UG/KG		
	PCT_SOLIDS	81.9			86.2			82.5			83.4		
	DUP_OF												
PARAMETER		RESULT	VQL	QLCD	RESULT	VQL	QLCD	RESULT	VQL	QLCD	RESULT	VQL	QLCD
AROCLOR-1016		26	U		24	U		25	U		25	U	
AROCLOR-1221		19	U		18	U		19	U		19	U	
AROCLOR-1232		17	U		16	U		17	U		17	U	
AROCLOR-1242		16	U		15	U		16	U		16	U	
AROCLOR-1248		21	U		20	U		21	U		20	U	
AROCLOR-1254		21	U		20	U		21	U		20	U	
AROCLOR-1260		21	U		20	U		76			20	U	

PROJ_NO: 03328	NSAMPLE	DR-SB-30-02			DR-SB-30-08			DR-SB-31-02			DR-SB-31-14		
SDG: 240-1112-1	LAB_ID	240-1112-9			240-1112-10			240-1112-11			240-1112-12		
FRACTION: PCB	SAMP_DATE	6/14/2011			6/14/2011			6/14/2011			6/14/2011		
MEDIA: SOIL	QC_TYPE	NM			NM			NM			NM		
	UNITS	UG/KG			UG/KG			UG/KG			UG/KG		
	PCT_SOLIDS	88.3			81.1			91.6			82.2		
	DUP_OF												
PARAMETER		RESULT	VQL	QLCD	RESULT	VQL	QLCD	RESULT	VQL	QLCD	RESULT	VQL	QLCD
AROCLOR-1016		24	U		26	U		23	U		26	U	
AROCLOR-1221		18	U		20	U		17	U		19	U	
AROCLOR-1232		16	U		17	U		15	U		17	U	
AROCLOR-1242		15	U		16	U		14	U		16	U	
AROCLOR-1248		19	U		21	U		19	U		21	U	
AROCLOR-1254		19	U		21	U		19	U		21	U	
AROCLOR-1260		19	U		21	U		19	U		21	U	

PROJ_NO: 03328	NSAMPLE	DR-SB-32-02			DR-SB-32-12			DR-SB-33-02			DR-SB-33-12		
SDG: 240-1112-1	LAB_ID	240-1112-13			240-1112-14			240-1112-15			240-1112-16		
FRACTION: PCB	SAMP_DATE	6/14/2011			6/14/2011			6/14/2011			6/14/2011		
MEDIA: SOIL	QC_TYPE	NM			NM			NM			NM		
	UNITS	UG/KG			UG/KG			UG/KG			UG/KG		
	PCT_SOLIDS	93.7			86.8			86.9			79.6		
	DUP_OF												
PARAMETER		RESULT	VQL	QLCD	RESULT	VQL	QLCD	RESULT	VQL	QLCD	RESULT	VQL	QLCD
AROCLOR-1016		22	U		24	U		24	U		26	U	
AROCLOR-1221		17	U		18	U		18	U		20	U	
AROCLOR-1232		15	U		16	U		16	U		18	U	
AROCLOR-1242		14	U		15	U		15	U		16	U	
AROCLOR-1248		18	U		20	U		20	U		21	U	
AROCLOR-1254		18	U		20	U		20	U		21	U	
AROCLOR-1260		220	J	R	20	U		20	U		21	U	

PROJ_NO: 03328	NSAMPLE	DR-SB-34-02			DR-SB-34-08			DR-SB-35-02			DR-SB-35-10		
SDG: 240-1112-1	LAB_ID	240-1112-17			240-1112-18			240-1112-19			240-1112-20		
FRACTION: PCB	SAMP_DATE	6/14/2011			6/14/2011			6/14/2011			6/14/2011		
MEDIA: SOIL	QC_TYPE	NM			NM			NM			NM		
	UNITS	UG/KG			UG/KG			UG/KG			UG/KG		
	PCT_SOLIDS	90.4			86.7			88.7			80.5		
	DUP_OF												
PARAMETER		RESULT	VQL	QLCD	RESULT	VQL	QLCD	RESULT	VQL	QLCD	RESULT	VQL	QLCD
AROCLOR-1016		23	U		24	U		24	U		26	U	
AROCLOR-1221		18	U		18	U		18	U		20	U	
AROCLOR-1232		15	U		16	U		16	U		17	U	
AROCLOR-1242		14	U		15	U		15	U		16	U	
AROCLOR-1248		19	U		20	U		19	U		21	U	
AROCLOR-1254		19	U		20	U		19	U		21	U	
AROCLOR-1260		19	U		20	U		28	J	P	21	U	

PROJ_NO: 03328	NSAMPLE	DR-SB-26-02						DR-SB-26-10					
SDG: 240-1112-1	LAB_ID	240-1112-1						240-1112-2					
FRACTION: PET	SAMP_DATE	6/13/2011						6/13/2011					
MEDIA: SOIL	QC_TYPE	NM						NM					
	UNITS	MG/KG			UG/KG			MG/KG			UG/KG		
	PCT_SOLIDS	86.4			86.4			86.1			86.1		
	DUP_OF												
PARAMETER		RESULT	VQL	QLCD	RESULT	VQL	QLCD	RESULT	VQL	QLCD	RESULT	VQL	QLCD
DIESEL RANGE ORGANICS		11	U					11	U				
GASOLINE RANGE ORGANICS					23	U					23	U	

PROJ_NO: 03328	NSAMPLE	DR-SB-27-02						DR-SB-27-10					
SDG: 240-1112-1	LAB_ID	240-1112-3						240-1112-4					
FRACTION: PET	SAMP_DATE	6/13/2011						6/13/2011					
MEDIA: SOIL	QC_TYPE	NM						NM					
	UNITS	MG/KG			UG/KG			MG/KG			UG/KG		
	PCT_SOLIDS	80.7			80.7			86.3			86.3		
	DUP_OF												
PARAMETER		RESULT	VQL	QLCD	RESULT	VQL	QLCD	RESULT	VQL	QLCD	RESULT	VQL	QLCD
DIESEL RANGE ORGANICS		1200						14	J	P			
GASOLINE RANGE ORGANICS					25	U					23	U	

PROJ_NO: 03328	NSAMPLE	DR-SB-28-02						DR-SB-28-10					
SDG: 240-1112-1	LAB_ID	240-1112-5						240-1112-6					
FRACTION: PET	SAMP_DATE	6/13/2011						6/13/2011					
MEDIA: SOIL	QC_TYPE	NM						NM					
	UNITS	MG/KG			UG/KG			MG/KG			UG/KG		
	PCT_SOLIDS	81.9			81.9			86.2			86.2		
	DUP_OF												
PARAMETER		RESULT	VQL	QLCD	RESULT	VQL	QLCD	RESULT	VQL	QLCD	RESULT	VQL	QLCD
DIESEL RANGE ORGANICS		70						11	U				
GASOLINE RANGE ORGANICS					24	U					23	U	

PROJ_NO: 03328	NSAMPLE	DR-SB-29-02						DR-SB-29-10					
SDG: 240-1112-1	LAB_ID	240-1112-7						240-1112-8					
FRACTION: PET	SAMP_DATE	6/13/2011						6/13/2011					
MEDIA: SOIL	QC_TYPE	NM						NM					
	UNITS	MG/KG			UG/KG			MG/KG			UG/KG		
	PCT_SOLIDS	82.5			82.5			83.4			83.4		
	DUP_OF												
PARAMETER		RESULT	VQL	QLCD	RESULT	VQL	QLCD	RESULT	VQL	QLCD	RESULT	VQL	QLCD
DIESEL RANGE ORGANICS		520						11	U				
GASOLINE RANGE ORGANICS					7900						24	U	

PROJ_NO: 03328	NSAMPLE	DR-SB-30-02						DR-SB-30-08					
SDG: 240-1112-1	LAB_ID	240-1112-9						240-1112-10					
FRACTION: PET	SAMP_DATE	6/14/2011						6/14/2011					
MEDIA: SOIL	QC_TYPE	NM						NM					
	UNITS	MG/KG			UG/KG			MG/KG			UG/KG		
	PCT_SOLIDS	88.3			88.3			81.1			81.1		
	DUP_OF												
PARAMETER		RESULT	VQL	QLCD	RESULT	VQL	QLCD	RESULT	VQL	QLCD	RESULT	VQL	QLCD
DIESEL RANGE ORGANICS		11	U					11	U				
GASOLINE RANGE ORGANICS					23	U					25	U	

PROJ_NO: 03328	NSAMPLE	DR-SB-31-02						DR-SB-31-14					
SDG: 240-1112-1	LAB_ID	240-1112-11						240-1112-12					
FRACTION: PET	SAMP_DATE	6/14/2011						6/13/2011			6/14/2011		
MEDIA: SOIL	QC_TYPE	NM						NM			NM		
	UNITS	MG/KG			UG/KG			UG/KG			MG/KG		
	PCT_SOLIDS	91.6			91.6			82.2			82.2		
	DUP_OF												
PARAMETER		RESULT	VQL	QLCD	RESULT	VQL	QLCD	RESULT	VQL	QLCD	RESULT	VQL	QLCD
DIESEL RANGE ORGANICS		100									11	U	
GASOLINE RANGE ORGANICS					22	U		1400	J	P			

PROJ_NO: 03328	NSAMPLE	DR-SB-32-02						DR-SB-32-12					
SDG: 240-1112-1	LAB_ID	240-1112-13						240-1112-14					
FRACTION: PET	SAMP_DATE	6/14/2011						6/14/2011					
MEDIA: SOIL	QC_TYPE	NM						NM					
	UNITS	MG/KG			UG/KG			MG/KG			UG/KG		
	PCT_SOLIDS	93.7			93.7			86.8			86.8		
	DUP_OF												
PARAMETER		RESULT	VQL	QLCD	RESULT	VQL	QLCD	RESULT	VQL	QLCD	RESULT	VQL	QLCD
DIESEL RANGE ORGANICS		3400						11	U				
GASOLINE RANGE ORGANICS					21	U					23	U	

PROJ_NO: 03328	NSAMPLE	DR-SB-33-02						DR-SB-33-12					
SDG: 240-1112-1	LAB_ID	240-1112-15						240-1112-16					
FRACTION: PET	SAMP_DATE	6/14/2011						6/14/2011					
MEDIA: SOIL	QC_TYPE	NM						NM					
	UNITS	MG/KG			UG/KG			MG/KG			UG/KG		
	PCT_SOLIDS	86.9			86.9			79.6			79.6		
	DUP_OF												
PARAMETER		RESULT	VQL	QLCD	RESULT	VQL	QLCD	RESULT	VQL	QLCD	RESULT	VQL	QLCD
DIESEL RANGE ORGANICS		11	U					12	U				
GASOLINE RANGE ORGANICS					23	U					25	U	

PROJ_NO: 03328	NSAMPLE	DR-SB-34-02						DR-SB-34-08					
SDG: 240-1112-1	LAB_ID	240-1112-17						240-1112-18					
FRACTION: PET	SAMP_DATE	6/14/2011						6/14/2011					
MEDIA: SOIL	QC_TYPE	NM						NM					
	UNITS	MG/KG			UG/KG			MG/KG			UG/KG		
	PCT_SOLIDS	90.4			90.4			86.7			86.7		
	DUP_OF												
PARAMETER		RESULT	VQL	QLCD	RESULT	VQL	QLCD	RESULT	VQL	QLCD	RESULT	VQL	QLCD
DIESEL RANGE ORGANICS		230						11	U				
GASOLINE RANGE ORGANICS					22	U					23	U	

PROJ_NO: 03328	NSAMPLE	DR-SB-35-02						DR-SB-35-10					
SDG: 240-1112-1	LAB_ID	240-1112-19						240-1112-20					
FRACTION: PET	SAMP_DATE	6/14/2011						6/14/2011					
MEDIA: SOIL	QC_TYPE	NM						NM					
	UNITS	MG/KG			UG/KG			MG/KG			UG/KG		
	PCT_SOLIDS	88.7			88.7			80.5			80.5		
	DUP_OF												
PARAMETER		RESULT	VQL	QLCD	RESULT	VQL	QLCD	RESULT	VQL	QLCD	RESULT	VQL	QLCD
DIESEL RANGE ORGANICS		300						12	U				
GASOLINE RANGE ORGANICS					23	U					25	U	

Appendix B

Results as Reported by the Laboratory

FORM I
GC/MS VOA ORGANICS ANALYSIS DATA SHEET

Lab Name: TestAmerica North Canton | Job No.: 240-1112-1

SDG No.:

Client Sample ID: DR-SB-26-02 | Lab Sample ID: 240-1112-1

Matrix: Solid | Lab File ID: UX83003.D

Analysis Method: 8260B | Date Collected: 06/13/2011 23:02

Sample wt/vol: 6.31(g) | Date Analyzed: 06/27/2011 01:57

Soil Aliquot Vol: | Dilution Factor: 1

Soil Extract Vol.: | GC Column: DB-624 ID: 0.18(mm)

% Moisture: 13.6 | Level: (low/med) Low

Analysis Batch No.: 6132 | Units: ug/Kg

CAS NO.	COMPOUND NAME	RESULT	Q	RL	MDL
630-20-6	1,1,1,2-Tetrachloroethane	4.6	U	4.6	0.57
71-55-6	1,1,1-Trichloroethane	4.6	U	4.6	0.51
79-34-5	1,1,2,2-Tetrachloroethane	4.6	U	4.6	0.31
76-13-1	1,1,2-Trichloro-1,2,2-trichfluoroethane	4.6	U	4.6	1.2
75-34-3	1,1-Dichloroethane	4.6	U	4.6	0.33
75-35-4	1,1-Dichloroethene	4.6	U	4.6	0.48
563-58-6	1,1-Dichloropropene	4.6	U	4.6	0.28
87-61-6	1,2,3-Trichlorobenzene	4.6	U	4.6	0.35
96-18-4	1,2,3-Trichloropropane	4.6	U	4.6	0.83
526-73-8	1,2,3-Trimethylbenzene	4.6	U	4.6	0.16
120-82-1	1,2,4-Trichlorobenzene	4.6	U	4.6	0.25
95-63-6	1,2,4-Trimethylbenzene	4.6	U	4.6	0.60
96-12-8	1,2-Dibromo-3-Chloropropane	9.2	U	9.2	1.2
95-50-1	1,2-Dichlorobenzene	4.6	U	4.6	0.33
107-06-2	1,2-Dichloroethane	4.6	U	4.6	0.31
78-87-5	1,2-Dichloropropane	4.6	U	4.6	0.63
541-73-1	1,3-Dichlorobenzene	4.6	U	4.6	0.32
142-28-9	1,3-Dichloropropane	4.6	U	4.6	0.31
106-46-7	1,4-Dichlorobenzene	4.6	U	4.6	0.61
594-20-7	2,2-Dichloropropane	4.6	U	4.6	0.86
78-93-3	2-Butanone	18	U	18	1.3
110-75-8	2-Chloroethyl vinyl ether	46	U	46	1.3
95-49-8	2-Chlorotoluene	4.6	U	4.6	0.37
591-78-6	2-Hexanone	18	U	18	0.58
106-43-4	4-Chlorotoluene	4.6	U	4.6	0.38
99-87-6	p-Isopropyltoluene	4.6	U	4.6	0.19
108-10-1	4-Methyl-2-pentanone	18	U	18	0.50
67-64-1	Acetone	18	U	18	5.8
71-43-2	Benzene	4.6	U	4.6	0.21
108-86-1	Bromobenzene	4.6	U	4.6	0.30
75-25-2	Bromoform	4.6	U	4.6	0.30
74-83-9	Bromomethane	4.6	U	4.6	0.50
75-15-0	Carbon disulfide	4.6	U	4.6	0.40
56-23-5	Carbon tetrachloride	4.6	U	4.6	0.34
108-90-7	Chlorobenzene	4.6	U	4.6	0.30

FORM I
GC/MS VOA ORGANICS ANALYSIS DATA SHEET

Lab Name: TestAmerica North Canton | Job No.: 240-1112-1

SDG No.:

Client Sample ID: DR-SB-26-02 | Lab Sample ID: 240-1112-1

Matrix: Solid | Lab File ID: UX83003.D

Analysis Method: 8260B | Date Collected: 06/13/2011 23:02

Sample wt/vol: 6.31(g) | Date Analyzed: 06/27/2011 01:57

Soil Aliquot Vol: | Dilution Factor: 1

Soil Extract Vol.: | GC Column: DB-624 ID: 0.18(mm)

% Moisture: 13.6 | Level: (low/med) Low

Analysis Batch No.: 6132 | Units: ug/Kg

CAS NO.	COMPOUND NAME	RESULT	Q	RL	MDL
124-48-1	Dibromochloromethane	4.6	U	4.6	0.50
75-00-3	Chloroethane	4.6	U	4.6	0.79
67-66-3	Chloroform	4.6	U	4.6	0.27
74-87-3	Chloromethane	4.6	U	4.6	0.38
156-59-2	cis-1,2-Dichloroethene	4.6	U	4.6	0.33
10061-01-5	cis-1,3-Dichloropropene	4.6	U	4.6	0.31
74-95-3	Dibromomethane	4.6	U	4.6	0.58
74-97-5	Bromochloromethane	4.6	U	4.6	0.65
75-71-8	Dichlorodifluoromethane	4.6	U	4.6	0.46
75-27-4	Bromodichloromethane	4.6	U	4.6	0.26
75-65-0	tert-Butyl alcohol	180	U	180	7.0
100-41-4	Ethylbenzene	4.6	U	4.6	0.24
87-68-3	Hexachlorobutadiene	4.6	U	4.6	1.1
108-20-3	Diisopropyl ether	9.2	U	9.2	1.4
98-82-8	Isopropylbenzene	4.6	U	4.6	0.15
1634-04-4	Methyl tert-butyl ether	18	U	18	0.39
75-09-2	Methylene Chloride	4.6	U	4.6	0.61
179601-23-1	m-Xylene & p-Xylene	9.2	U	9.2	1.1
91-20-3	Naphthalene	4.6	U	4.6	0.17
104-51-8	n-Butylbenzene	4.6	U	4.6	0.21
103-65-1	n-Propylbenzene	4.6	U	4.6	0.37
95-47-6	o-Xylene	4.6	U	4.6	0.32
135-98-8	sec-Butylbenzene	4.6	U	4.6	0.17
100-42-5	Styrene	4.6	U	4.6	0.14
994-05-8	Tert-amyl-methyl ether (TAME)	4.6	U	4.6	0.34
637-92-3	Ethyl-t-butyl ether (ETBE)	4.6	U	4.6	0.20
127-18-4	Tetrachloroethene	4.6	U	4.6	0.48
108-88-3	Toluene	0.46	J	4.6	0.25
156-60-5	trans-1,2-Dichloroethene	4.6	U	4.6	0.38
10061-02-6	trans-1,3-Dichloropropene	4.6	U	4.6	0.50
79-01-6	Trichloroethene	4.6	U	4.6	0.39
75-69-4	Trichlorofluoromethane	4.6	U	4.6	0.31
108-05-4	Vinyl acetate	9.2	U	9.2	0.23
75-01-4	Vinyl chloride	4.6	U	4.6	0.36
1330-20-7	Xylenes, Total	9.2	U	9.2	0.61

FORM I
GC/MS VOA ORGANICS ANALYSIS DATA SHEET

Lab Name: TestAmerica North Canton Job No.: 240-1112-1

SDG No.:

Client Sample ID: DR-SB-26-02 Lab Sample ID: 240-1112-1

Matrix: Solid Lab File ID: UX83003.D

Analysis Method: 8260B Date Collected: 06/13/2011 23:02

Sample wt/vol: 6.31(g) Date Analyzed: 06/27/2011 01:57

Soil Aliquot Vol: Dilution Factor: 1

Soil Extract Vol.: GC Column: DB-624 ID: 0.18(mm)

% Moisture: 13.6 Level: (low/med) Low

Analysis Batch No.: 6132 Units: ug/Kg

CAS NO.	COMPOUND NAME	RESULT	Q	RL	MDL
98-06-6	tert-Butylbenzene	4.6	U	4.6	0.27
106-93-4	1,2-Dibromoethane	4.6	U	4.6	0.46

CAS NO.	SURROGATE	%REC	Q	LIMITS
2037-26-5	Toluene-d8 (Surr)	98		67-125
1868-53-7	Dibromofluoromethane (Surr)	86		37-132
460-00-4	4-Bromofluorobenzene (Surr)	90		52-136
17060-07-0	1,2-Dichloroethane-d4 (Surr)	91		58-123

FORM I
GC/MS VOA ORGANICS ANALYSIS DATA SHEET
TENTATIVELY IDENTIFIED COMPOUNDS

Lab Name: TestAmerica North Canton | Job No.: 240-1112-1

SDG No.:

Client Sample ID: DR-SB-26-02 | Lab Sample ID: 240-1112-1

Matrix: Solid | Lab File ID: UX83003.D

Analysis Method: 8260B | Date Collected: 06/13/2011 23:02

Sample wt/vol: 6.31(g) | Date Analyzed: 06/27/2011 01:57

Soil Aliquot Vol: | Dilution Factor: 1

Soil Extract Vol.: | GC Column: DB-624 ID: 0.18(mm)

% Moisture: 13.6 | Level: (low/med) Low

Analysis Batch No.: 6132 | Units: ug/Kg

Number TICs Found: 0 | TIC Result Total: 0

CAS NO.	COMPOUND NAME	RT	RESULT	Q
	Tentatively Identified Compound		None	

FORM I-TIC 8260B

FORM I
GC/MS VOA ORGANICS ANALYSIS DATA SHEET

Lab Name: TestAmerica North Canton | Job No.: 240-1112-1

SDG No.:

Client Sample ID: DR-SB-26-10 | Lab Sample ID: 240-1112-2

Matrix: Solid | Lab File ID: UX83004.D

Analysis Method: 8260B | Date Collected: 06/13/2011 23:05

Sample wt/vol: 6.59(g) | Date Analyzed: 06/27/2011 02:19

Soil Aliquot Vol: | Dilution Factor: 1

Soil Extract Vol.: | GC Column: DB-624 ID: 0.18(mm)

% Moisture: 13.9 | Level: (low/med) Low

Analysis Batch No.: 6132 | Units: ug/Kg

CAS NO.	COMPOUND NAME	RESULT	Q	RL	MDL
630-20-6	1,1,1,2-Tetrachloroethane	4.4	U	4.4	0.55
71-55-6	1,1,1-Trichloroethane	4.4	U	4.4	0.49
79-34-5	1,1,2,2-Tetrachloroethane	4.4	U	4.4	0.30
76-13-1	1,1,2-Trichloro-1,2,2-trichfluoroethane	4.4	U	4.4	1.1
75-34-3	1,1-Dichloroethane	4.4	U	4.4	0.32
75-35-4	1,1-Dichloroethene	4.4	U	4.4	0.46
563-58-6	1,1-Dichloropropene	4.4	U	4.4	0.26
87-61-6	1,2,3-Trichlorobenzene	4.4	U	4.4	0.33
96-18-4	1,2,3-Trichloropropane	4.4	U	4.4	0.79
526-73-8	1,2,3-Trimethylbenzene	4.4	U	4.4	0.15
120-82-1	1,2,4-Trichlorobenzene	4.4	U	4.4	0.24
95-63-6	1,2,4-Trimethylbenzene	4.4	U	4.4	0.57
96-12-8	1,2-Dibromo-3-Chloropropane	8.8	U	8.8	1.1
95-50-1	1,2-Dichlorobenzene	4.4	U	4.4	0.32
107-06-2	1,2-Dichloroethane	4.4	U	4.4	0.30
78-87-5	1,2-Dichloropropane	4.4	U	4.4	0.61
541-73-1	1,3-Dichlorobenzene	4.4	U	4.4	0.31
142-28-9	1,3-Dichloropropane	4.4	U	4.4	0.30
106-46-7	1,4-Dichlorobenzene	4.4	U	4.4	0.58
594-20-7	2,2-Dichloropropane	4.4	U	4.4	0.83
78-93-3	2-Butanone	18	U	18	1.2
110-75-8	2-Chloroethyl vinyl ether	44	U	44	1.2
95-49-8	2-Chlorotoluene	4.4	U	4.4	0.35
591-78-6	2-Hexanone	18	U	18	0.56
106-43-4	4-Chlorotoluene	4.4	U	4.4	0.36
99-87-6	p-Isopropyltoluene	4.4	U	4.4	0.19
108-10-1	4-Methyl-2-pentanone	18	U	18	0.48
67-64-1	Acetone	19		18	5.6
71-43-2	Benzene	4.4	U	4.4	0.20
108-86-1	Bromobenzene	4.4	U	4.4	0.29
75-25-2	Bromoform	4.4	U	4.4	0.29
74-83-9	Bromomethane	4.4	U	4.4	0.48
75-15-0	Carbon disulfide	4.4	U	4.4	0.39
56-23-5	Carbon tetrachloride	4.4	U	4.4	0.33
108-90-7	Chlorobenzene	4.4	U	4.4	0.29

FORM I
GC/MS VOA ORGANICS ANALYSIS DATA SHEET

Lab Name: TestAmerica North Canton | Job No.: 240-1112-1

SDG No.:

Client Sample ID: DR-SB-26-10 | Lab Sample ID: 240-1112-2

Matrix: Solid | Lab File ID: UX83004.D

Analysis Method: 8260B | Date Collected: 06/13/2011 23:05

Sample wt/vol: 6.59(g) | Date Analyzed: 06/27/2011 02:19

Soil Aliquot Vol: | Dilution Factor: 1

Soil Extract Vol.: | GC Column: DB-624 ID: 0.18(mm)

% Moisture: 13.9 | Level: (low/med) Low

Analysis Batch No.: 6132 | Units: ug/Kg

CAS NO.	COMPOUND NAME	RESULT	Q	RL	MDL
124-48-1	Dibromochloromethane	4.4	U	4.4	0.48
75-00-3	Chloroethane	4.4	U	4.4	0.76
67-66-3	Chloroform	4.4	U	4.4	0.26
74-87-3	Chloromethane	4.4	U	4.4	0.36
156-59-2	cis-1,2-Dichloroethene	4.4	U	4.4	0.32
10061-01-5	cis-1,3-Dichloropropene	4.4	U	4.4	0.30
74-95-3	Dibromomethane	4.4	U	4.4	0.56
74-97-5	Bromochloromethane	4.4	U	4.4	0.63
75-71-8	Dichlorodifluoromethane	4.4	U	4.4	0.44
75-27-4	Bromodichloromethane	4.4	U	4.4	0.25
75-65-0	tert-Butyl alcohol	180	U	180	6.7
100-41-4	Ethylbenzene	4.4	U	4.4	0.23
87-68-3	Hexachlorobutadiene	4.4	U	4.4	1.1
108-20-3	Diisopropyl ether	8.8	U	8.8	1.3
98-82-8	Isopropylbenzene	4.4	U	4.4	0.14
1634-04-4	Methyl tert-butyl ether	18	U	18	0.38
75-09-2	Methylene Chloride	4.4	U	4.4	0.59
179601-23-1	m-Xylene & p-Xylene	8.8	U	8.8	1.1
91-20-3	Naphthalene	4.4	U	4.4	0.17
104-51-8	n-Butylbenzene	4.4	U	4.4	0.20
103-65-1	n-Propylbenzene	4.4	U	4.4	0.35
95-47-6	o-Xylene	4.4	U	4.4	0.31
135-98-8	sec-Butylbenzene	4.4	U	4.4	0.16
100-42-5	Styrene	4.4	U	4.4	0.13
994-05-8	Tert-amyl-methyl ether (TAME)	4.4	U	4.4	0.33
637-92-3	Ethyl-t-butyl ether (ETBE)	4.4	U	4.4	0.19
127-18-4	Tetrachloroethene	4.4	U	4.4	0.46
108-88-3	Toluene	0.40	J	4.4	0.24
156-60-5	trans-1,2-Dichloroethene	4.4	U	4.4	0.36
10061-02-6	trans-1,3-Dichloropropene	4.4	U	4.4	0.48
79-01-6	Trichloroethene	4.4	U	4.4	0.37
75-69-4	Trichlorofluoromethane	4.4	U	4.4	0.30
108-05-4	Vinyl acetate	8.8	U	8.8	0.22
75-01-4	Vinyl chloride	4.4	U	4.4	0.34
1330-20-7	Xylenes, Total	8.8	U	8.8	0.59

FORM I
GC/MS VOA ORGANICS ANALYSIS DATA SHEET

Lab Name: TestAmerica North Canton Job No.: 240-1112-1

SDG No.:

Client Sample ID: DR-SB-26-10 Lab Sample ID: 240-1112-2

Matrix: Solid Lab File ID: UX83004.D

Analysis Method: 8260B Date Collected: 06/13/2011 23:05

Sample wt/vol: 6.59(g) Date Analyzed: 06/27/2011 02:19

Soil Aliquot Vol: Dilution Factor: 1

Soil Extract Vol.: GC Column: DB-624 ID: 0.18(mm)

% Moisture: 13.9 Level: (low/med) Low

Analysis Batch No.: 6132 Units: ug/Kg

CAS NO.	COMPOUND NAME	RESULT	Q	RL	MDL
98-06-6	tert-Butylbenzene	4.4	U	4.4	0.26
106-93-4	1,2-Dibromoethane	4.4	U	4.4	0.44

CAS NO.	SURROGATE	%REC	Q	LIMITS
2037-26-5	Toluene-d8 (Surr)	94		67-125
1868-53-7	Dibromofluoromethane (Surr)	96		37-132
460-00-4	4-Bromofluorobenzene (Surr)	101		52-136
17060-07-0	1,2-Dichloroethane-d4 (Surr)	102		58-123

FORM I
GC/MS VOA ORGANICS ANALYSIS DATA SHEET
TENTATIVELY IDENTIFIED COMPOUNDS

Lab Name: TestAmerica North Canton | Job No.: 240-1112-1

SDG No.:

Client Sample ID: DR-SB-26-10 | Lab Sample ID: 240-1112-2

Matrix: Solid | Lab File ID: UX83004.D

Analysis Method: 8260B | Date Collected: 06/13/2011 23:05

Sample wt/vol: 6.59(g) | Date Analyzed: 06/27/2011 02:19

Soil Aliquot Vol: | Dilution Factor: 1

Soil Extract Vol.: | GC Column: DB-624 ID: 0.18(mm)

% Moisture: 13.9 | Level: (low/med) Low

Analysis Batch No.: 6132 | Units: ug/Kg

Number TICs Found: 0 | TIC Result Total: 0

CAS NO.	COMPOUND NAME	RT	RESULT	Q
	Tentatively Identified Compound		None	

FORM I-TIC 8260B

FORM I
GC/MS VOA ORGANICS ANALYSIS DATA SHEET

Lab Name: TestAmerica North Canton | Job No.: 240-1112-1

SDG No.:

Client Sample ID: DR-SB-27-02 | Lab Sample ID: 240-1112-3

Matrix: Solid | Lab File ID: UX83005.D

Analysis Method: 8260B | Date Collected: 06/13/2011 22:35

Sample wt/vol: 7.13(g) | Date Analyzed: 06/27/2011 02:40

Soil Aliquot Vol: | Dilution Factor: 1

Soil Extract Vol.: | GC Column: DB-624 ID: 0.18(mm)

% Moisture: 19.3 | Level: (low/med) Low

Analysis Batch No.: 6132 | Units: ug/Kg

CAS NO.	COMPOUND NAME	RESULT	Q	RL	MDL
630-20-6	1,1,1,2-Tetrachloroethane	4.3	U	4.3	0.54
71-55-6	1,1,1-Trichloroethane	4.3	U	4.3	0.49
79-34-5	1,1,2,2-Tetrachloroethane	4.3	U	4.3	0.30
76-13-1	1,1,2-Trichloro-1,2,2-trichfluoroeth ane	4.3	U	4.3	1.1
75-34-3	1,1-Dichloroethane	4.3	U	4.3	0.31
75-35-4	1,1-Dichloroethene	4.3	U	4.3	0.45
563-58-6	1,1-Dichloropropene	4.3	U	4.3	0.26
87-61-6	1,2,3-Trichlorobenzene	4.3	U	4.3	0.33
96-18-4	1,2,3-Trichloropropane	4.3	U	4.3	0.78
526-73-8	1,2,3-Trimethylbenzene	4.3	U	4.3	0.15
120-82-1	1,2,4-Trichlorobenzene	4.3	U	4.3	0.23
95-63-6	1,2,4-Trimethylbenzene	4.3	U	4.3	0.56
96-12-8	1,2-Dibromo-3-Chloropropane	8.7	U	8.7	1.1
95-50-1	1,2-Dichlorobenzene	4.3	U	4.3	0.31
107-06-2	1,2-Dichloroethane	4.3	U	4.3	0.30
78-87-5	1,2-Dichloropropane	4.3	U	4.3	0.60
541-73-1	1,3-Dichlorobenzene	4.3	U	4.3	0.30
142-28-9	1,3-Dichloropropane	4.3	U	4.3	0.30
106-46-7	1,4-Dichlorobenzene	4.3	U	4.3	0.57
594-20-7	2,2-Dichloropropane	4.3	U	4.3	0.82
78-93-3	2-Butanone	17	U	17	1.2
110-75-8	2-Chloroethyl vinyl ether	43	U	43	1.2
95-49-8	2-Chlorotoluene	4.3	U	4.3	0.35
591-78-6	2-Hexanone	17	U	17	0.55
106-43-4	4-Chlorotoluene	4.3	U	4.3	0.36
99-87-6	p-Isopropyltoluene	4.3	U	4.3	0.18
108-10-1	4-Methyl-2-pentanone	17	U	17	0.47
67-64-1	Acetone	73		17	5.5
71-43-2	Benzene	4.3	U	4.3	0.20
108-86-1	Bromobenzene	4.3	U	4.3	0.29
75-25-2	Bromoform	4.3	U	4.3	0.29
74-83-9	Bromomethane	4.3	U	4.3	0.47
75-15-0	Carbon disulfide	4.3	U	4.3	0.38
56-23-5	Carbon tetrachloride	4.3	U	4.3	0.32
108-90-7	Chlorobenzene	4.3	U	4.3	0.29

FORM I
GC/MS VOA ORGANICS ANALYSIS DATA SHEET

Lab Name: TestAmerica North Canton | Job No.: 240-1112-1

SDG No.:

Client Sample ID: DR-SB-27-02 | Lab Sample ID: 240-1112-3

Matrix: Solid | Lab File ID: UX83005.D

Analysis Method: 8260B | Date Collected: 06/13/2011 22:35

Sample wt/vol: 7.13(g) | Date Analyzed: 06/27/2011 02:40

Soil Aliquot Vol: | Dilution Factor: 1

Soil Extract Vol.: | GC Column: DB-624 ID: 0.18(mm)

% Moisture: 19.3 | Level: (low/med) Low

Analysis Batch No.: 6132 | Units: ug/Kg

CAS NO.	COMPOUND NAME	RESULT	Q	RL	MDL
124-48-1	Dibromochloromethane	4.3	U	4.3	0.48
75-00-3	Chloroethane	4.3	U	4.3	0.75
67-66-3	Chloroform	4.3	U	4.3	0.25
74-87-3	Chloromethane	4.3	U	4.3	0.36
156-59-2	cis-1,2-Dichloroethene	4.3	U	4.3	0.31
10061-01-5	cis-1,3-Dichloropropene	4.3	U	4.3	0.30
74-95-3	Dibromomethane	4.3	U	4.3	0.55
74-97-5	Bromochloromethane	4.3	U	4.3	0.62
75-71-8	Dichlorodifluoromethane	4.3	U	4.3	0.43
75-27-4	Bromodichloromethane	4.3	U	4.3	0.24
75-65-0	tert-Butyl alcohol	170	U	170	6.6
100-41-4	Ethylbenzene	4.3	U	4.3	0.23
87-68-3	Hexachlorobutadiene	4.3	U	4.3	1.0
108-20-3	Diisopropyl ether	8.7	U	8.7	1.3
98-82-8	Isopropylbenzene	4.3	U	4.3	0.14
1634-04-4	Methyl tert-butyl ether	17	U	17	0.37
75-09-2	Methylene Chloride	4.3	U	4.3	0.58
179601-23-1	m-Xylene & p-Xylene	8.7	U	8.7	1.0
91-20-3	Naphthalene	4.3	U	4.3	0.17
104-51-8	n-Butylbenzene	4.3	U	4.3	0.20
103-65-1	n-Propylbenzene	4.3	U	4.3	0.35
95-47-6	o-Xylene	4.3	U	4.3	0.30
135-98-8	sec-Butylbenzene	4.3	U	4.3	0.16
100-42-5	Styrene	4.3	U	4.3	0.13
994-05-8	Tert-amyl-methyl ether (TAME)	4.3	U	4.3	0.32
637-92-3	Ethyl-t-butyl ether (ETBE)	4.3	U	4.3	0.19
127-18-4	Tetrachloroethene	4.3	U	4.3	0.45
108-88-3	Toluene	0.37	J	4.3	0.23
156-60-5	trans-1,2-Dichloroethene	4.3	U	4.3	0.36
10061-02-6	trans-1,3-Dichloropropene	4.3	U	4.3	0.47
79-01-6	Trichloroethene	4.3	U	4.3	0.37
75-69-4	Trichlorofluoromethane	4.3	U	4.3	0.30
108-05-4	Vinyl acetate	8.7	U	8.7	0.22
75-01-4	Vinyl chloride	3.6	J	4.3	0.34
1330-20-7	Xylenes, Total	8.7	U	8.7	0.58

FORM I
GC/MS VOA ORGANICS ANALYSIS DATA SHEET

Lab Name: TestAmerica North Canton Job No.: 240-1112-1

SDG No.:

Client Sample ID: DR-SB-27-02 Lab Sample ID: 240-1112-3

Matrix: Solid Lab File ID: UX83005.D

Analysis Method: 8260B Date Collected: 06/13/2011 22:35

Sample wt/vol: 7.13(g) Date Analyzed: 06/27/2011 02:40

Soil Aliquot Vol: Dilution Factor: 1

Soil Extract Vol.: GC Column: DB-624 ID: 0.18(mm)

% Moisture: 19.3 Level: (low/med) Low

Analysis Batch No.: 6132 Units: ug/Kg

CAS NO.	COMPOUND NAME	RESULT	Q	RL	MDL
98-06-6	tert-Butylbenzene	4.3	U	4.3	0.25
106-93-4	1,2-Dibromoethane	4.3	U	4.3	0.43

CAS NO.	SURROGATE	%REC	Q	LIMITS
2037-26-5	Toluene-d8 (Surr)	91		67-125
1868-53-7	Dibromofluoromethane (Surr)	89		37-132
460-00-4	4-Bromofluorobenzene (Surr)	97		52-136
17060-07-0	1,2-Dichloroethane-d4 (Surr)	97		58-123

FORM I
GC/MS VOA ORGANICS ANALYSIS DATA SHEET
TENTATIVELY IDENTIFIED COMPOUNDS

Lab Name: TestAmerica North Canton | Job No.: 240-1112-1

SDG No.:

Client Sample ID: DR-SB-27-02 | Lab Sample ID: 240-1112-3

Matrix: Solid | Lab File ID: UX83005.D

Analysis Method: 8260B | Date Collected: 06/13/2011 22:35

Sample wt/vol: 7.13(g) | Date Analyzed: 06/27/2011 02:40

Soil Aliquot Vol: | Dilution Factor: 1

Soil Extract Vol.: | GC Column: DB-624 ID: 0.18(mm)

% Moisture: 19.3 | Level: (low/med) Low

Analysis Batch No.: 6132 | Units: ug/Kg

Number TICs Found: 2 | TIC Result Total: 1.13

CAS NO.	COMPOUND NAME	RT	RESULT	Q
	Tentatively Identified Compound		None	
110-82-7	Cyclohexane	4.72	0.61	J
108-87-2	Methylcyclohexane	5.61	0.52	J

FORM I
GC/MS VOA ORGANICS ANALYSIS DATA SHEET

Lab Name: TestAmerica North Canton | Job No.: 240-1112-1

SDG No.:

Client Sample ID: DR-SB-27-10 | Lab Sample ID: 240-1112-4

Matrix: Solid | Lab File ID: 149241.D

Analysis Method: 8260B | Date Collected: 06/13/2011 23:45

Sample wt/vol: 5.91(g) | Date Analyzed: 06/27/2011 12:39

Soil Aliquot Vol: 100 (uL) | Dilution Factor: 3.333

Soil Extract Vol.: 5(mL) | GC Column: DB-624 ID: 0.18(mm)

% Moisture: 13.7 | Level: (low/med) Medium

Analysis Batch No.: 6180 | Units: ug/Kg

CAS NO.	COMPOUND NAME	RESULT	Q	RL	MDL
630-20-6	1,1,1,2-Tetrachloroethane	820	U	820	30
71-55-6	1,1,1-Trichloroethane	820	U	820	69
79-34-5	1,1,2,2-Tetrachloroethane	820	U	820	29
76-13-1	1,1,2-Trichloro-1,2,2-trichfluoroethane	820	U	820	130
75-34-3	1,1-Dichloroethane	820	U	820	56
75-35-4	1,1-Dichloroethene	820	U	820	59
563-58-6	1,1-Dichloropropene	820	U	820	33
87-61-6	1,2,3-Trichlorobenzene	820	U	820	33
96-18-4	1,2,3-Trichloropropane	820	U	820	69
526-73-8	1,2,3-Trimethylbenzene	820	U	820	0.56
120-82-1	1,2,4-Trichlorobenzene	820	U	820	24
95-63-6	1,2,4-Trimethylbenzene	820	U	820	16
96-12-8	1,2-Dibromo-3-Chloropropane	1600	U *	1600	160
95-50-1	1,2-Dichlorobenzene	820	U	820	28
107-06-2	1,2-Dichloroethane	820	U	820	33
78-87-5	1,2-Dichloropropane	820	U	820	27
541-73-1	1,3-Dichlorobenzene	820	U	820	16
142-28-9	1,3-Dichloropropane	820	U	820	72
106-46-7	1,4-Dichlorobenzene	820	U	820	26
594-20-7	2,2-Dichloropropane	820	U	820	75
78-93-3	2-Butanone	3300	U	3300	140
110-75-8	2-Chloroethyl vinyl ether	3300	U	3300	140
95-49-8	2-Chlorotoluene	820	U	820	29
591-78-6	2-Hexanone	3300	U	3300	65
106-43-4	4-Chlorotoluene	820	U	820	32
99-87-6	p-Isopropyltoluene	820	U	820	16
108-10-1	4-Methyl-2-pentanone	3300	U	3300	160
67-64-1	Acetone	3300	U	3300	560
71-43-2	Benzene	820	U	820	39
108-86-1	Bromobenzene	820	U	820	42
75-25-2	Bromoform	820	U	820	62
74-83-9	Bromomethane	820	U	820	95
75-15-0	Carbon disulfide	820	U	820	39
56-23-5	Carbon tetrachloride	820	U	820	21
108-90-7	Chlorobenzene	820	U	820	21

FORM I
GC/MS VOA ORGANICS ANALYSIS DATA SHEET

Lab Name: TestAmerica North Canton | Job No.: 240-1112-1

SDG No.:

Client Sample ID: DR-SB-27-10 | Lab Sample ID: 240-1112-4

Matrix: Solid | Lab File ID: 149241.D

Analysis Method: 8260B | Date Collected: 06/13/2011 23:45

Sample wt/vol: 5.91(g) | Date Analyzed: 06/27/2011 12:39

Soil Aliquot Vol: 100 (uL) | Dilution Factor: 3.333

Soil Extract Vol.: 5(mL) | GC Column: DB-624 ID: 0.18(mm)

% Moisture: 13.7 | Level: (low/med) Medium

Analysis Batch No.: 6180 | Units: ug/Kg

CAS NO.	COMPOUND NAME	RESULT	Q	RL	MDL
124-48-1	Dibromochloromethane	820	U	820	39
75-00-3	Chloroethane	820	U *	820	200
67-66-3	Chloroform	820	U	820	29
74-87-3	Chloromethane	820	U	820	46
156-59-2	cis-1,2-Dichloroethene	1000		820	23
10061-01-5	cis-1,3-Dichloropropene	820	U	820	26
74-95-3	Dibromomethane	820	U	820	46
74-97-5	Bromochloromethane	820	U	820	42
75-71-8	Dichlorodifluoromethane	820	U	820	52
75-27-4	Bromodichloromethane	820	U	820	32
75-65-0	tert-Butyl alcohol	33000	U	33000	780
100-41-4	Ethylbenzene	820	U	820	18
87-68-3	Hexachlorobutadiene	820	U	820	46
108-20-3	Diisopropyl ether	1600	U	1600	160
98-82-8	Isopropylbenzene	820	U	820	21
1634-04-4	Methyl tert-butyl ether	3300	U	3300	23
75-09-2	Methylene Chloride	700	J B	820	250
179601-23-1	m-Xylene & p-Xylene	76	J	1600	20
91-20-3	Naphthalene	820	U	820	22
104-51-8	n-Butylbenzene	820	U	820	26
103-65-1	n-Propylbenzene	820	U	820	46
95-47-6	o-Xylene	820	U	820	28
135-98-8	sec-Butylbenzene	820	U	820	15
100-42-5	Styrene	820	U	820	18
994-05-8	Tert-amyl-methyl ether (TAME)	820	U	820	1.2
637-92-3	Ethyl-t-butyl ether (ETBE)	820	U	820	0.72
127-18-4	Tetrachloroethene	64	J	820	39
108-88-3	Toluene	820	U	820	56
156-60-5	trans-1,2-Dichloroethene	410	J	820	30
10061-02-6	trans-1,3-Dichloropropene	820	U	820	65
79-01-6	Trichloroethene	11000		820	32
75-69-4	Trichlorofluoromethane	820	U	820	52
108-05-4	Vinyl acetate	1600	U	1600	75
75-01-4	Vinyl chloride	820	U	820	59
1330-20-7	Xylenes, Total	76	J	1600	26

FORM I
GC/MS VOA ORGANICS ANALYSIS DATA SHEET

Lab Name: TestAmerica North Canton | Job No.: 240-1112-1

SDG No.:

Client Sample ID: DR-SB-27-10 | Lab Sample ID: 240-1112-4

Matrix: Solid | Lab File ID: 149241.D

Analysis Method: 8260B | Date Collected: 06/13/2011 23:45

Sample wt/vol: 5.91(g) | Date Analyzed: 06/27/2011 12:39

Soil Aliquot Vol: 100 (uL) | Dilution Factor: 3.333

Soil Extract Vol.: 5(mL) | GC Column: DB-624 ID: 0.18(mm)

% Moisture: 13.7 | Level: (low/med) Medium

Analysis Batch No.: 6180 | Units: ug/Kg

CAS NO.	COMPOUND NAME	RESULT	Q	RL	MDL
98-06-6	tert-Butylbenzene	820	U	820	21
106-93-4	1,2-Dibromoethane	820	U	820	33

CAS NO.	SURROGATE	%REC	Q	LIMITS
2037-26-5	Toluene-d8 (Surr)	67	D	33-134
1868-53-7	Dibromofluoromethane (Surr)	65	D	30-122
460-00-4	4-Bromofluorobenzene (Surr)	73	D	26-141
17060-07-0	1,2-Dichloroethane-d4 (Surr)	80	D	39-128

FORM I
GC/MS VOA ORGANICS ANALYSIS DATA SHEET
TENTATIVELY IDENTIFIED COMPOUNDS

Lab Name: TestAmerica North Canton | Job No.: 240-1112-1

SDG No.:

Client Sample ID: DR-SB-27-10 | Lab Sample ID: 240-1112-4

Matrix: Solid | Lab File ID: 149241.D

Analysis Method: 8260B | Date Collected: 06/13/2011 23:45

Sample wt/vol: 5.91(g) | Date Analyzed: 06/27/2011 12:39

Soil Aliquot Vol: 100 (uL) | Dilution Factor: 3.333

Soil Extract Vol.: 5(mL) | GC Column: DB-624 ID: 0.18(mm)

% Moisture: 13.7 | Level: (low/med) Medium

Analysis Batch No.: 6180 | Units: ug/Kg

Number TICs Found: 2 | TIC Result Total: 1000

CAS NO.	COMPOUND NAME	RT	RESULT	Q
79-20-9	Methyl acetate	3.77	100	J
107-46-0	Disiloxane, hexamethyl-	6.60	900	T J N

FORM I
GC/MS VOA ORGANICS ANALYSIS DATA SHEET

Lab Name: TestAmerica North Canton Job No.: 240-1112-1

SDG No.:

Client Sample ID: DR-SB-28-02 Lab Sample ID: 240-1112-5

Matrix: Solid Lab File ID: UX83006.D

Analysis Method: 8260B Date Collected: 06/13/2011 23:41

Sample wt/vol: 5.46(g) Date Analyzed: 06/27/2011 03:01

Soil Aliquot Vol: Dilution Factor: 1

Soil Extract Vol.: GC Column: DB-624 ID: 0.18(mm)

% Moisture: 18.1 Level: (low/med) Low

Analysis Batch No.: 6132 Units: ug/Kg

CAS NO.	COMPOUND NAME	RESULT	Q	RL	MDL
630-20-6	1,1,1,2-Tetrachloroethane	5.6	U	5.6	0.69
71-55-6	1,1,1-Trichloroethane	5.6	U	5.6	0.63
79-34-5	1,1,2,2-Tetrachloroethane	5.6	U	5.6	0.38
76-13-1	1,1,2-Trichloro-1,2,2-trichfluoroeth ane	5.6	U	5.6	1.5
75-34-3	1,1-Dichloroethane	5.6	U	5.6	0.40
75-35-4	1,1-Dichloroethene	5.6	U	5.6	0.58
563-58-6	1,1-Dichloropropene	5.6	U	5.6	0.34
87-61-6	1,2,3-Trichlorobenzene	5.6	U	5.6	0.42
96-18-4	1,2,3-Trichloropropane	5.6	U	5.6	1.0
526-73-8	1,2,3-Trimethylbenzene	5.6	U	5.6	0.19
120-82-1	1,2,4-Trichlorobenzene	5.6	U	5.6	0.30
95-63-6	1,2,4-Trimethylbenzene	5.6	U	5.6	0.73
96-12-8	1,2-Dibromo-3-Chloropropane	11	U	11	1.5
95-50-1	1,2-Dichlorobenzene	5.6	U	5.6	0.40
107-06-2	1,2-Dichloroethane	5.6	U	5.6	0.38
78-87-5	1,2-Dichloropropane	5.6	U	5.6	0.77
541-73-1	1,3-Dichlorobenzene	5.6	U	5.6	0.39
142-28-9	1,3-Dichloropropane	5.6	U	5.6	0.38
106-46-7	1,4-Dichlorobenzene	5.6	U	5.6	0.74
594-20-7	2,2-Dichloropropane	5.6	U	5.6	1.1
78-93-3	2-Butanone	22	U	22	1.6
110-75-8	2-Chloroethyl vinyl ether	56	U	56	1.6
95-49-8	2-Chlorotoluene	5.6	U	5.6	0.45
591-78-6	2-Hexanone	22	U	22	0.70
106-43-4	4-Chlorotoluene	5.6	U	5.6	0.46
99-87-6	p-Isopropyltoluene	5.6	U	5.6	0.23
108-10-1	4-Methyl-2-pentanone	22	U	22	0.60
67-64-1	Acetone	31		22	7.0
71-43-2	Benzene	5.6	U	5.6	0.26
108-86-1	Bromobenzene	5.6	U	5.6	0.37
75-25-2	Bromoform	5.6	U	5.6	0.37
74-83-9	Bromomethane	5.6	U	5.6	0.60
75-15-0	Carbon disulfide	5.6	U	5.6	0.49
56-23-5	Carbon tetrachloride	5.6	U	5.6	0.41
108-90-7	Chlorobenzene	5.6	U	5.6	0.37

FORM I
GC/MS VOA ORGANICS ANALYSIS DATA SHEET

Lab Name: TestAmerica North Canton | Job No.: 240-1112-1

SDG No.:

Client Sample ID: DR-SB-28-02 | Lab Sample ID: 240-1112-5

Matrix: Solid | Lab File ID: UX83006.D

Analysis Method: 8260B | Date Collected: 06/13/2011 23:41

Sample wt/vol: 5.46(g) | Date Analyzed: 06/27/2011 03:01

Soil Aliquot Vol: | Dilution Factor: 1

Soil Extract Vol.: | GC Column: DB-624 ID: 0.18(mm)

% Moisture: 18.1 | Level: (low/med) Low

Analysis Batch No.: 6132 | Units: ug/Kg

CAS NO.	COMPOUND NAME	RESULT	Q	RL	MDL
124-48-1	Dibromochloromethane	5.6	U	5.6	0.61
75-00-3	Chloroethane	5.6	U	5.6	0.96
67-66-3	Chloroform	5.6	U	5.6	0.32
74-87-3	Chloromethane	5.6	U	5.6	0.46
156-59-2	cis-1,2-Dichloroethene	5.6	U	5.6	0.40
10061-01-5	cis-1,3-Dichloropropene	5.6	U	5.6	0.38
74-95-3	Dibromomethane	5.6	U	5.6	0.70
74-97-5	Bromochloromethane	5.6	U	5.6	0.79
75-71-8	Dichlorodifluoromethane	5.6	U	5.6	0.56
75-27-4	Bromodichloromethane	5.6	U	5.6	0.31
75-65-0	tert-Butyl alcohol	220	U	220	8.5
100-41-4	Ethylbenzene	5.6	U	5.6	0.29
87-68-3	Hexachlorobutadiene	5.6	U	5.6	1.3
108-20-3	Diisopropyl ether	11	U	11	1.7
98-82-8	Isopropylbenzene	5.6	U	5.6	0.18
1634-04-4	Methyl tert-butyl ether	22	U	22	0.48
75-09-2	Methylene Chloride	5.6	U	5.6	0.75
179601-23-1	m-Xylene & p-Xylene	11	U	11	1.3
91-20-3	Naphthalene	5.6	U	5.6	0.21
104-51-8	n-Butylbenzene	5.6	U	5.6	0.26
103-65-1	n-Propylbenzene	5.6	U	5.6	0.45
95-47-6	o-Xylene	5.6	U	5.6	0.39
135-98-8	sec-Butylbenzene	5.6	U	5.6	0.20
100-42-5	Styrene	5.6	U	5.6	0.17
994-05-8	Tert-amyl-methyl ether (TAME)	5.6	U	5.6	0.41
637-92-3	Ethyl-t-butyl ether (ETBE)	5.6	U	5.6	0.25
127-18-4	Tetrachloroethene	5.6	U	5.6	0.58
108-88-3	Toluene	0.45	J	5.6	0.30
156-60-5	trans-1,2-Dichloroethene	5.6	U	5.6	0.46
10061-02-6	trans-1,3-Dichloropropene	5.6	U	5.6	0.60
79-01-6	Trichloroethene	5.6	U	5.6	0.47
75-69-4	Trichlorofluoromethane	5.6	U	5.6	0.38
108-05-4	Vinyl acetate	11	U	11	0.28
75-01-4	Vinyl chloride	5.6	U	5.6	0.44
1330-20-7	Xylenes, Total	11	U	11	0.75

FORM I
GC/MS VOA ORGANICS ANALYSIS DATA SHEET

Lab Name: TestAmerica North Canton Job No.: 240-1112-1

SDG No.:

Client Sample ID: DR-SB-28-02 Lab Sample ID: 240-1112-5

Matrix: Solid Lab File ID: UX83006.D

Analysis Method: 8260B Date Collected: 06/13/2011 23:41

Sample wt/vol: 5.46(g) Date Analyzed: 06/27/2011 03:01

Soil Aliquot Vol: Dilution Factor: 1

Soil Extract Vol.: GC Column: DB-624 ID: 0.18(mm)

% Moisture: 18.1 Level: (low/med) Low

Analysis Batch No.: 6132 Units: ug/Kg

CAS NO.	COMPOUND NAME	RESULT	Q	RL	MDL
98-06-6	tert-Butylbenzene	5.6	U	5.6	0.32
106-93-4	1,2-Dibromoethane	5.6	U	5.6	0.56

CAS NO.	SURROGATE	%REC	Q	LIMITS
2037-26-5	Toluene-d8 (Surr)	93		67-125
1868-53-7	Dibromofluoromethane (Surr)	90		37-132
460-00-4	4-Bromofluorobenzene (Surr)	99		52-136
17060-07-0	1,2-Dichloroethane-d4 (Surr)	100		58-123

FORM I
GC/MS VOA ORGANICS ANALYSIS DATA SHEET
TENTATIVELY IDENTIFIED COMPOUNDS

Lab Name: TestAmerica North Canton | Job No.: 240-1112-1

SDG No.:

Client Sample ID: DR-SB-28-02 | Lab Sample ID: 240-1112-5

Matrix: Solid | Lab File ID: UX83006.D

Analysis Method: 8260B | Date Collected: 06/13/2011 23:41

Sample wt/vol: 5.46(g) | Date Analyzed: 06/27/2011 03:01

Soil Aliquot Vol: | Dilution Factor: 1

Soil Extract Vol.: | GC Column: DB-624 ID: 0.18(mm)

% Moisture: 18.1 | Level: (low/med) Low

Analysis Batch No.: 6132 | Units: ug/Kg

Number TICs Found: 0 | TIC Result Total: 0

CAS NO.	COMPOUND NAME	RT	RESULT	Q
	Tentatively Identified Compound		None	

FORM I-TIC 8260B

FORM I
GC/MS VOA ORGANICS ANALYSIS DATA SHEET

Lab Name: TestAmerica North Canton Job No.: 240-1112-1

SDG No.:

Client Sample ID: DR-SB-28-10 Lab Sample ID: 240-1112-6

Matrix: Solid Lab File ID: UX83007.D

Analysis Method: 8260B Date Collected: 06/13/2011 23:45

Sample wt/vol: 6.06(g) Date Analyzed: 06/27/2011 03:22

Soil Aliquot Vol: Dilution Factor: 1

Soil Extract Vol.: GC Column: DB-624 ID: 0.18(mm)

% Moisture: 13.8 Level: (low/med) Low

Analysis Batch No.: 6132 Units: ug/Kg

CAS NO.	COMPOUND NAME	RESULT	Q	RL	MDL
630-20-6	1,1,1,2-Tetrachloroethane	4.8	U	4.8	0.59
71-55-6	1,1,1-Trichloroethane	4.8	U	4.8	0.54
79-34-5	1,1,2,2-Tetrachloroethane	4.8	U	4.8	0.33
76-13-1	1,1,2-Trichloro-1,2,2-trichfluoroethane	4.8	U	4.8	1.2
75-34-3	1,1-Dichloroethane	4.8	U	4.8	0.34
75-35-4	1,1-Dichloroethene	4.8	U	4.8	0.50
563-58-6	1,1-Dichloropropene	4.8	U	4.8	0.29
87-61-6	1,2,3-Trichlorobenzene	4.8	U	4.8	0.36
96-18-4	1,2,3-Trichloropropane	4.8	U	4.8	0.86
526-73-8	1,2,3-Trimethylbenzene	4.8	U	4.8	0.16
120-82-1	1,2,4-Trichlorobenzene	4.8	U	4.8	0.26
95-63-6	1,2,4-Trimethylbenzene	4.8	U	4.8	0.62
96-12-8	1,2-Dibromo-3-Chloropropane	9.6	U	9.6	1.2
95-50-1	1,2-Dichlorobenzene	4.8	U	4.8	0.34
107-06-2	1,2-Dichloroethane	4.8	U	4.8	0.33
78-87-5	1,2-Dichloropropane	4.8	U	4.8	0.66
541-73-1	1,3-Dichlorobenzene	4.8	U	4.8	0.33
142-28-9	1,3-Dichloropropane	4.8	U	4.8	0.33
106-46-7	1,4-Dichlorobenzene	4.8	U	4.8	0.63
594-20-7	2,2-Dichloropropane	4.8	U	4.8	0.90
78-93-3	2-Butanone	19	U	19	1.3
110-75-8	2-Chloroethyl vinyl ether	48	U	48	1.3
95-49-8	2-Chlorotoluene	4.8	U	4.8	0.38
591-78-6	2-Hexanone	19	U	19	0.60
106-43-4	4-Chlorotoluene	4.8	U	4.8	0.39
99-87-6	p-Isopropyltoluene	4.8	U	4.8	0.20
108-10-1	4-Methyl-2-pentanone	19	U	19	0.52
67-64-1	Acetone	71		19	6.0
71-43-2	Benzene	4.8	U	4.8	0.22
108-86-1	Bromobenzene	4.8	U	4.8	0.32
75-25-2	Bromoform	4.8	U	4.8	0.32
74-83-9	Bromomethane	4.8	U	4.8	0.52
75-15-0	Carbon disulfide	4.8	U	4.8	0.42
56-23-5	Carbon tetrachloride	4.8	U	4.8	0.35
108-90-7	Chlorobenzene	4.8	U	4.8	0.32

FORM I
GC/MS VOA ORGANICS ANALYSIS DATA SHEET

Lab Name: TestAmerica North Canton Job No.: 240-1112-1

SDG No.:

Client Sample ID: DR-SB-28-10 Lab Sample ID: 240-1112-6

Matrix: Solid Lab File ID: UX83007.D

Analysis Method: 8260B Date Collected: 06/13/2011 23:45

Sample wt/vol: 6.06(g) Date Analyzed: 06/27/2011 03:22

Soil Aliquot Vol: Dilution Factor: 1

Soil Extract Vol.: GC Column: DB-624 ID: 0.18(mm)

% Moisture: 13.8 Level: (low/med) Low

Analysis Batch No.: 6132 Units: ug/Kg

CAS NO.	COMPOUND NAME	RESULT	Q	RL	MDL
124-48-1	Dibromochloromethane	4.8	U	4.8	0.53
75-00-3	Chloroethane	4.8	U	4.8	0.82
67-66-3	Chloroform	4.8	U	4.8	0.28
74-87-3	Chloromethane	4.8	U	4.8	0.39
156-59-2	cis-1,2-Dichloroethene	4.8	U	4.8	0.34
10061-01-5	cis-1,3-Dichloropropene	4.8	U	4.8	0.33
74-95-3	Dibromomethane	4.8	U	4.8	0.60
74-97-5	Bromochloromethane	4.8	U	4.8	0.68
75-71-8	Dichlorodifluoromethane	4.8	U	4.8	0.48
75-27-4	Bromodichloromethane	4.8	U	4.8	0.27
75-65-0	tert-Butyl alcohol	190	U	190	7.3
100-41-4	Ethylbenzene	4.8	U	4.8	0.25
87-68-3	Hexachlorobutadiene	4.8	U	4.8	1.1
108-20-3	Diisopropyl ether	9.6	U	9.6	1.4
98-82-8	Isopropylbenzene	4.8	U	4.8	0.15
1634-04-4	Methyl tert-butyl ether	19	U	19	0.41
75-09-2	Methylene Chloride	4.8	U	4.8	0.64
179601-23-1	m-Xylene & p-Xylene	9.6	U	9.6	1.1
91-20-3	Naphthalene	4.8	U	4.8	0.18
104-51-8	n-Butylbenzene	4.8	U	4.8	0.22
103-65-1	n-Propylbenzene	4.8	U	4.8	0.38
95-47-6	o-Xylene	4.8	U	4.8	0.33
135-98-8	sec-Butylbenzene	4.8	U	4.8	0.17
100-42-5	Styrene	4.8	U	4.8	0.14
994-05-8	Tert-amyl-methyl ether (TAME)	4.8	U	4.8	0.35
637-92-3	Ethyl-t-butyl ether (ETBE)	4.8	U	4.8	0.21
127-18-4	Tetrachloroethene	4.8	U	4.8	0.50
108-88-3	Toluene	0.49	J	4.8	0.26
156-60-5	trans-1,2-Dichloroethene	4.8	U	4.8	0.39
10061-02-6	trans-1,3-Dichloropropene	4.8	U	4.8	0.52
79-01-6	Trichloroethene	4.8	U	4.8	0.40
75-69-4	Trichlorofluoromethane	4.8	U	4.8	0.33
108-05-4	Vinyl acetate	9.6	U	9.6	0.24
75-01-4	Vinyl chloride	4.8	U	4.8	0.37
1330-20-7	Xylenes, Total	9.6	U	9.6	0.64

FORM I
GC/MS VOA ORGANICS ANALYSIS DATA SHEET

Lab Name: TestAmerica North Canton | Job No.: 240-1112-1

SDG No.:

Client Sample ID: DR-SB-28-10 | Lab Sample ID: 240-1112-6

Matrix: Solid | Lab File ID: UX83007.D

Analysis Method: 8260B | Date Collected: 06/13/2011 23:45

Sample wt/vol: 6.06(g) | Date Analyzed: 06/27/2011 03:22

Soil Aliquot Vol: | Dilution Factor: 1

Soil Extract Vol.: | GC Column: DB-624 ID: 0.18(mm)

% Moisture: 13.8 | Level: (low/med) Low

Analysis Batch No.: 6132 | Units: ug/Kg

CAS NO.	COMPOUND NAME	RESULT	Q	RL	MDL
98-06-6	tert-Butylbenzene	4.8	U	4.8	0.28
106-93-4	1,2-Dibromoethane	4.8	U	4.8	0.48

CAS NO.	SURROGATE	%REC	Q	LIMITS
2037-26-5	Toluene-d8 (Surr)	91		67-125
1868-53-7	Dibromofluoromethane (Surr)	89		37-132
460-00-4	4-Bromofluorobenzene (Surr)	97		52-136
17060-07-0	1,2-Dichloroethane-d4 (Surr)	97		58-123

FORM I
GC/MS VOA ORGANICS ANALYSIS DATA SHEET
TENTATIVELY IDENTIFIED COMPOUNDS

Lab Name: TestAmerica North Canton | Job No.: 240-1112-1

SDG No.:

Client Sample ID: DR-SB-28-10 | Lab Sample ID: 240-1112-6

Matrix: Solid | Lab File ID: UX83007.D

Analysis Method: 8260B | Date Collected: 06/13/2011 23:45

Sample wt/vol: 6.06(g) | Date Analyzed: 06/27/2011 03:22

Soil Aliquot Vol: | Dilution Factor: 1

Soil Extract Vol.: | GC Column: DB-624 ID: 0.18(mm)

% Moisture: 13.8 | Level: (low/med) Low

Analysis Batch No.: 6132 | Units: ug/Kg

Number TICs Found: 0 | TIC Result Total: 0

CAS NO.	COMPOUND NAME	RT	RESULT	Q
	Tentatively Identified Compound		None	

FORM I-TIC 8260B

FORM I
GC/MS VOA ORGANICS ANALYSIS DATA SHEET

Lab Name: TestAmerica North Canton | Job No.: 240-1112-1

SDG No.:

Client Sample ID: DR-SB-29-02 | Lab Sample ID: 240-1112-7

Matrix: Solid | Lab File ID: UX83008.D

Analysis Method: 8260B | Date Collected: 06/13/2011 23:50

Sample wt/vol: 6.63(g) | Date Analyzed: 06/27/2011 03:44

Soil Aliquot Vol: | Dilution Factor: 1

Soil Extract Vol.: | GC Column: DB-624 ID: 0.18(mm)

% Moisture: 17.5 | Level: (low/med) Low

Analysis Batch No.: 6132 | Units: ug/Kg

CAS NO.	COMPOUND NAME	RESULT	Q	RL	MDL
630-20-6	1,1,1,2-Tetrachloroethane	4.6	U	4.6	0.57
71-55-6	1,1,1-Trichloroethane	4.6	U	4.6	0.51
79-34-5	1,1,2,2-Tetrachloroethane	4.6	U	4.6	0.31
76-13-1	1,1,2-Trichloro-1,2,2-trichfluoroethane	4.6	U	4.6	1.2
75-34-3	1,1-Dichloroethane	4.6	U	4.6	0.33
75-35-4	1,1-Dichloroethene	4.6	U	4.6	0.48
563-58-6	1,1-Dichloropropene	4.6	U	4.6	0.27
87-61-6	1,2,3-Trichlorobenzene	4.6	U	4.6	0.35
96-18-4	1,2,3-Trichloropropane	4.6	U	4.6	0.82
526-73-8	1,2,3-Trimethylbenzene	4.6	U	4.6	0.16
120-82-1	1,2,4-Trichlorobenzene	4.6	U	4.6	0.25
95-63-6	1,2,4-Trimethylbenzene	4.6	U	4.6	0.59
96-12-8	1,2-Dibromo-3-Chloropropane	9.1	U	9.1	1.2
95-50-1	1,2-Dichlorobenzene	4.6	U	4.6	0.33
107-06-2	1,2-Dichloroethane	4.6	U	4.6	0.31
78-87-5	1,2-Dichloropropane	4.6	U	4.6	0.63
541-73-1	1,3-Dichlorobenzene	4.6	U	4.6	0.32
142-28-9	1,3-Dichloropropane	4.6	U	4.6	0.31
106-46-7	1,4-Dichlorobenzene	4.6	U	4.6	0.60
594-20-7	2,2-Dichloropropane	4.6	U	4.6	0.86
78-93-3	2-Butanone	18	U	18	1.3
110-75-8	2-Chloroethyl vinyl ether	46	U	46	1.3
95-49-8	2-Chlorotoluene	4.6	U	4.6	0.37
591-78-6	2-Hexanone	18	U	18	0.58
106-43-4	4-Chlorotoluene	4.6	U	4.6	0.37
99-87-6	p-Isopropyltoluene	4.6	U	4.6	0.19
108-10-1	4-Methyl-2-pentanone	18	U	18	0.49
67-64-1	Acetone	18	U	18	5.8
71-43-2	Benzene	4.6	U	4.6	0.21
108-86-1	Bromobenzene	4.6	U	4.6	0.30
75-25-2	Bromoform	4.6	U	4.6	0.30
74-83-9	Bromomethane	4.6	U	4.6	0.49
75-15-0	Carbon disulfide	4.6	U	4.6	0.40
56-23-5	Carbon tetrachloride	4.6	U	4.6	0.34
108-90-7	Chlorobenzene	4.6	U	4.6	0.30

FORM I
GC/MS VOA ORGANICS ANALYSIS DATA SHEET

Lab Name: TestAmerica North Canton Job No.: 240-1112-1

SDG No.:

Client Sample ID: DR-SB-29-02 Lab Sample ID: 240-1112-7

Matrix: Solid Lab File ID: UX83008.D

Analysis Method: 8260B Date Collected: 06/13/2011 23:50

Sample wt/vol: 6.63(g) Date Analyzed: 06/27/2011 03:44

Soil Aliquot Vol: Dilution Factor: 1

Soil Extract Vol.: GC Column: DB-624 ID: 0.18(mm)

% Moisture: 17.5 Level: (low/med) Low

Analysis Batch No.: 6132 Units: ug/Kg

CAS NO.	COMPOUND NAME	RESULT	Q	RL	MDL
124-48-1	Dibromochloromethane	4.6	U	4.6	0.50
75-00-3	Chloroethane	4.6	U	4.6	0.79
67-66-3	Chloroform	4.6	U	4.6	0.27
74-87-3	Chloromethane	4.6	U	4.6	0.37
156-59-2	cis-1,2-Dichloroethene	4.6	U	4.6	0.33
10061-01-5	cis-1,3-Dichloropropene	4.6	U	4.6	0.31
74-95-3	Dibromomethane	4.6	U	4.6	0.58
74-97-5	Bromochloromethane	4.6	U	4.6	0.65
75-71-8	Dichlorodifluoromethane	4.6	U	4.6	0.46
75-27-4	Bromodichloromethane	4.6	U	4.6	0.26
75-65-0	tert-Butyl alcohol	180	U	180	6.9
100-41-4	Ethylbenzene	4.6	U	4.6	0.24
87-68-3	Hexachlorobutadiene	4.6	U	4.6	1.1
108-20-3	Diisopropyl ether	9.1	U	9.1	1.4
98-82-8	Isopropylbenzene	4.6	U	4.6	0.15
1634-04-4	Methyl tert-butyl ether	18	U	18	0.39
75-09-2	Methylene Chloride	4.6	U	4.6	0.61
179601-23-1	m-Xylene & p-Xylene	9.1	U	9.1	1.1
91-20-3	Naphthalene	4.6	U	4.6	0.17
104-51-8	n-Butylbenzene	4.6	U	4.6	0.21
103-65-1	n-Propylbenzene	4.6	U	4.6	0.37
95-47-6	o-Xylene	4.6	U	4.6	0.32
135-98-8	sec-Butylbenzene	4.6	U	4.6	0.16
100-42-5	Styrene	4.6	U	4.6	0.14
994-05-8	Tert-amyl-methyl ether (TAME)	4.6	U	4.6	0.34
637-92-3	Ethyl-t-butyl ether (ETBE)	4.6	U	4.6	0.20
127-18-4	Tetrachloroethene	4.6	U	4.6	0.48
108-88-3	Toluene	4.6	U	4.6	0.25
156-60-5	trans-1,2-Dichloroethene	4.6	U	4.6	0.37
10061-02-6	trans-1,3-Dichloropropene	4.6	U	4.6	0.49
79-01-6	Trichloroethene	12		4.6	0.38
75-69-4	Trichlorofluoromethane	4.6	U	4.6	0.31
108-05-4	Vinyl acetate	9.1	U	9.1	0.23
75-01-4	Vinyl chloride	4.6	U	4.6	0.36
1330-20-7	Xylenes, Total	9.1	U	9.1	0.61

FORM I
GC/MS VOA ORGANICS ANALYSIS DATA SHEET

Lab Name: TestAmerica North Canton Job No.: 240-1112-1

SDG No.:

Client Sample ID: DR-SB-29-02 Lab Sample ID: 240-1112-7

Matrix: Solid Lab File ID: UX83008.D

Analysis Method: 8260B Date Collected: 06/13/2011 23:50

Sample wt/vol: 6.63(g) Date Analyzed: 06/27/2011 03:44

Soil Aliquot Vol: Dilution Factor: 1

Soil Extract Vol.: GC Column: DB-624 ID: 0.18(mm)

% Moisture: 17.5 Level: (low/med) Low

Analysis Batch No.: 6132 Units: ug/Kg

CAS NO.	COMPOUND NAME	RESULT	Q	RL	MDL
98-06-6	tert-Butylbenzene	4.6	U	4.6	0.27
106-93-4	1,2-Dibromoethane	4.6	U	4.6	0.46

CAS NO.	SURROGATE	%REC	Q	LIMITS
2037-26-5	Toluene-d8 (Surr)	98		67-125
1868-53-7	Dibromofluoromethane (Surr)	91		37-132
460-00-4	4-Bromofluorobenzene (Surr)	92		52-136
17060-07-0	1,2-Dichloroethane-d4 (Surr)	103		58-123

FORM I
GC/MS VOA ORGANICS ANALYSIS DATA SHEET
TENTATIVELY IDENTIFIED COMPOUNDS

Lab Name: TestAmerica North Canton | Job No.: 240-1112-1

SDG No.:

Client Sample ID: DR-SB-29-02 | Lab Sample ID: 240-1112-7

Matrix: Solid | Lab File ID: UX83008.D

Analysis Method: 8260B | Date Collected: 06/13/2011 23:50

Sample wt/vol: 6.63(g) | Date Analyzed: 06/27/2011 03:44

Soil Aliquot Vol: | Dilution Factor: 1

Soil Extract Vol.: | GC Column: DB-624 ID: 0.18(mm)

% Moisture: 17.5 | Level: (low/med) Low

Analysis Batch No.: 6132 | Units: ug/Kg

Number TICs Found: 0 | TIC Result Total: 0

CAS NO.	COMPOUND NAME	RT	RESULT	Q
	Tentatively Identified Compound		None	

FORM I-TIC 8260B

FORM I
GC/MS VOA ORGANICS ANALYSIS DATA SHEET

Lab Name: TestAmerica North Canton | Job No.: 240-1112-1

SDG No.:

Client Sample ID: DR-SB-29-10 | Lab Sample ID: 240-1112-8

Matrix: Solid | Lab File ID: UX83009.D

Analysis Method: 8260B | Date Collected: 06/13/2011 23:55

Sample wt/vol: 6.96(g) | Date Analyzed: 06/27/2011 04:05

Soil Aliquot Vol: | Dilution Factor: 1

Soil Extract Vol.: | GC Column: DB-624 ID: 0.18(mm)

% Moisture: 16.6 | Level: (low/med) Low

Analysis Batch No.: 6132 | Units: ug/Kg

CAS NO.	COMPOUND NAME	RESULT	Q	RL	MDL
630-20-6	1,1,1,2-Tetrachloroethane	4.3	U	4.3	0.53
71-55-6	1,1,1-Trichloroethane	4.3	U	4.3	0.48
79-34-5	1,1,2,2-Tetrachloroethane	4.3	U	4.3	0.29
76-13-1	1,1,2-Trichloro-1,2,2-trichfluoroeth ane	4.3	U	4.3	1.1
75-34-3	1,1-Dichloroethane	4.3	U	4.3	0.31
75-35-4	1,1-Dichloroethene	4.3	U	4.3	0.45
563-58-6	1,1-Dichloropropene	4.3	U	4.3	0.26
87-61-6	1,2,3-Trichlorobenzene	4.3	U	4.3	0.33
96-18-4	1,2,3-Trichloropropane	4.3	U	4.3	0.78
526-73-8	1,2,3-Trimethylbenzene	4.3	U	4.3	0.15
120-82-1	1,2,4-Trichlorobenzene	4.3	U	4.3	0.23
95-63-6	1,2,4-Trimethylbenzene	4.3	U	4.3	0.56
96-12-8	1,2-Dibromo-3-Chloropropane	8.6	U	8.6	1.1
95-50-1	1,2-Dichlorobenzene	4.3	U	4.3	0.31
107-06-2	1,2-Dichloroethane	4.3	U	4.3	0.29
78-87-5	1,2-Dichloropropane	4.3	U	4.3	0.59
541-73-1	1,3-Dichlorobenzene	4.3	U	4.3	0.30
142-28-9	1,3-Dichloropropane	4.3	U	4.3	0.29
106-46-7	1,4-Dichlorobenzene	4.3	U	4.3	0.57
594-20-7	2,2-Dichloropropane	4.3	U	4.3	0.81
78-93-3	2-Butanone	3.1	J	17	1.2
110-75-8	2-Chloroethyl vinyl ether	43	U	43	1.2
95-49-8	2-Chlorotoluene	4.3	U	4.3	0.34
591-78-6	2-Hexanone	17	U	17	0.54
106-43-4	4-Chlorotoluene	4.3	U	4.3	0.35
99-87-6	p-Isopropyltoluene	4.3	U	4.3	0.18
108-10-1	4-Methyl-2-pentanone	17	U	17	0.47
67-64-1	Acetone	78		17	5.4
71-43-2	Benzene	4.3	U	4.3	0.20
108-86-1	Bromobenzene	4.3	U	4.3	0.28
75-25-2	Bromoform	4.3	U	4.3	0.28
74-83-9	Bromomethane	4.3	U	4.3	0.47
75-15-0	Carbon disulfide	4.3	U	4.3	0.38
56-23-5	Carbon tetrachloride	4.3	U	4.3	0.32
108-90-7	Chlorobenzene	4.3	U	4.3	0.28

FORM I
GC/MS VOA ORGANICS ANALYSIS DATA SHEET

Lab Name: TestAmerica North Canton | Job No.: 240-1112-1

SDG No.:

Client Sample ID: DR-SB-29-10 | Lab Sample ID: 240-1112-8

Matrix: Solid | Lab File ID: UX83009.D

Analysis Method: 8260B | Date Collected: 06/13/2011 23:55

Sample wt/vol: 6.96(g) | Date Analyzed: 06/27/2011 04:05

Soil Aliquot Vol: | Dilution Factor: 1

Soil Extract Vol.: | GC Column: DB-624 ID: 0.18(mm)

% Moisture: 16.6 | Level: (low/med) Low

Analysis Batch No.: 6132 | Units: ug/Kg

CAS NO.	COMPOUND NAME	RESULT	Q	RL	MDL
124-48-1	Dibromochloromethane	4.3	U	4.3	0.47
75-00-3	Chloroethane	4.3	U	4.3	0.74
67-66-3	Chloroform	4.3	U	4.3	0.25
74-87-3	Chloromethane	4.3	U	4.3	0.35
156-59-2	cis-1,2-Dichloroethene	4.3	U	4.3	0.31
10061-01-5	cis-1,3-Dichloropropene	4.3	U	4.3	0.29
74-95-3	Dibromomethane	4.3	U	4.3	0.54
74-97-5	Bromochloromethane	4.3	U	4.3	0.61
75-71-8	Dichlorodifluoromethane	4.3	U	4.3	0.43
75-27-4	Bromodichloromethane	4.3	U	4.3	0.24
75-65-0	tert-Butyl alcohol	170	U	170	6.5
100-41-4	Ethylbenzene	4.3	U	4.3	0.22
87-68-3	Hexachlorobutadiene	4.3	U	4.3	1.0
108-20-3	Diisopropyl ether	8.6	U	8.6	1.3
98-82-8	Isopropylbenzene	4.3	U	4.3	0.14
1634-04-4	Methyl tert-butyl ether	17	U	17	0.37
75-09-2	Methylene Chloride	4.3	U	4.3	0.58
179601-23-1	m-Xylene & p-Xylene	8.6	U	8.6	1.0
91-20-3	Naphthalene	4.3	U	4.3	0.16
104-51-8	n-Butylbenzene	4.3	U	4.3	0.20
103-65-1	n-Propylbenzene	4.3	U	4.3	0.34
95-47-6	o-Xylene	4.3	U	4.3	0.30
135-98-8	sec-Butylbenzene	4.3	U	4.3	0.16
100-42-5	Styrene	4.3	U	4.3	0.13
994-05-8	Tert-amyl-methyl ether (TAME)	4.3	U	4.3	0.32
637-92-3	Ethyl-t-butyl ether (ETBE)	4.3	U	4.3	0.19
127-18-4	Tetrachloroethene	4.3	U	4.3	0.45
108-88-3	Toluene	0.31	J	4.3	0.23
156-60-5	trans-1,2-Dichloroethene	4.3	U	4.3	0.35
10061-02-6	trans-1,3-Dichloropropene	4.3	U	4.3	0.47
79-01-6	Trichloroethene	4.3	U	4.3	0.36
75-69-4	Trichlorofluoromethane	4.3	U	4.3	0.29
108-05-4	Vinyl acetate	8.6	U	8.6	0.22
75-01-4	Vinyl chloride	4.3	U	4.3	0.34
1330-20-7	Xylenes, Total	8.6	U	8.6	0.58

FORM I
GC/MS VOA ORGANICS ANALYSIS DATA SHEET

Lab Name: TestAmerica North Canton Job No.: 240-1112-1

SDG No.:

Client Sample ID: DR-SB-29-10 Lab Sample ID: 240-1112-8

Matrix: Solid Lab File ID: UX83009.D

Analysis Method: 8260B Date Collected: 06/13/2011 23:55

Sample wt/vol: 6.96(g) Date Analyzed: 06/27/2011 04:05

Soil Aliquot Vol: Dilution Factor: 1

Soil Extract Vol.: GC Column: DB-624 ID: 0.18(mm)

% Moisture: 16.6 Level: (low/med) Low

Analysis Batch No.: 6132 Units: ug/Kg

CAS NO.	COMPOUND NAME	RESULT	Q	RL	MDL
98-06-6	tert-Butylbenzene	4.3	U	4.3	0.25
106-93-4	1,2-Dibromoethane	4.3	U	4.3	0.43

CAS NO.	SURROGATE	%REC	Q	LIMITS
2037-26-5	Toluene-d8 (Surr)	91		67-125
1868-53-7	Dibromofluoromethane (Surr)	91		37-132
460-00-4	4-Bromofluorobenzene (Surr)	99		52-136
17060-07-0	1,2-Dichloroethane-d4 (Surr)	101		58-123

FORM I
GC/MS VOA ORGANICS ANALYSIS DATA SHEET
TENTATIVELY IDENTIFIED COMPOUNDS

Lab Name: TestAmerica North Canton | Job No.: 240-1112-1

SDG No.:

Client Sample ID: DR-SB-29-10 | Lab Sample ID: 240-1112-8

Matrix: Solid | Lab File ID: UX83009.D

Analysis Method: 8260B | Date Collected: 06/13/2011 23:55

Sample wt/vol: 6.96(g) | Date Analyzed: 06/27/2011 04:05

Soil Aliquot Vol: | Dilution Factor: 1

Soil Extract Vol.: | GC Column: DB-624 ID: 0.18(mm)

% Moisture: 16.6 | Level: (low/med) Low

Analysis Batch No.: 6132 | Units: ug/Kg

Number TICs Found: 0 | TIC Result Total: 0

CAS NO.	COMPOUND NAME	RT	RESULT	Q
	Tentatively Identified Compound		None	

FORM I-TIC 8260B

FORM I
GC/MS VOA ORGANICS ANALYSIS DATA SHEET

Lab Name: TestAmerica North Canton | Job No.: 240-1112-1

SDG No.:

Client Sample ID: DR-SB-30-02 | Lab Sample ID: 240-1112-9

Matrix: Solid | Lab File ID: 149251.D

Analysis Method: 8260B | Date Collected: 06/14/2011 00:50

Sample wt/vol: 5.19(g) | Date Analyzed: 06/27/2011 16:13

Soil Aliquot Vol: | Dilution Factor: 1

Soil Extract Vol.: | GC Column: DB-624 ID: 0.18(mm)

% Moisture: 11.7 | Level: (low/med) Low

Analysis Batch No.: 6180 | Units: ug/Kg

CAS NO.	COMPOUND NAME	RESULT	Q	RL	MDL
630-20-6	1,1,1,2-Tetrachloroethane	5.5	U	5.5	0.68
71-55-6	1,1,1-Trichloroethane	5.5	U	5.5	0.61
79-34-5	1,1,2,2-Tetrachloroethane	5.5	U	5.5	0.37
76-13-1	1,1,2-Trichloro-1,2,2-trichfluoroethane	5.5	U	5.5	1.4
75-34-3	1,1-Dichloroethane	5.5	U	5.5	0.39
75-35-4	1,1-Dichloroethene	5.5	U	5.5	0.57
563-58-6	1,1-Dichloropropene	5.5	U	5.5	0.33
87-61-6	1,2,3-Trichlorobenzene	5.5	U	5.5	0.41
96-18-4	1,2,3-Trichloropropane	5.5	U	5.5	0.98
526-73-8	1,2,3-Trimethylbenzene	5.5	U	5.5	0.19
120-82-1	1,2,4-Trichlorobenzene	5.5	U	5.5	0.29
95-63-6	1,2,4-Trimethylbenzene	5.5	U	5.5	0.71
96-12-8	1,2-Dibromo-3-Chloropropane	11	U	11	1.4
95-50-1	1,2-Dichlorobenzene	5.5	U	5.5	0.39
107-06-2	1,2-Dichloroethane	5.5	U	5.5	0.37
78-87-5	1,2-Dichloropropane	5.5	U	5.5	0.75
541-73-1	1,3-Dichlorobenzene	5.5	U	5.5	0.38
142-28-9	1,3-Dichloropropane	5.5	U	5.5	0.37
106-46-7	1,4-Dichlorobenzene	5.5	U	5.5	0.72
594-20-7	2,2-Dichloropropane	5.5	U	5.5	1.0
78-93-3	2-Butanone	22	U	22	1.5
110-75-8	2-Chloroethyl vinyl ether	55	U	55	1.5
95-49-8	2-Chlorotoluene	5.5	U	5.5	0.44
591-78-6	2-Hexanone	22	U	22	0.69
106-43-4	4-Chlorotoluene	5.5	U	5.5	0.45
99-87-6	p-Isopropyltoluene	5.5	U	5.5	0.23
108-10-1	4-Methyl-2-pentanone	22	U	22	0.59
67-64-1	Acetone	53		22	6.9
71-43-2	Benzene	5.5	U	5.5	0.25
108-86-1	Bromobenzene	5.5	U	5.5	0.36
75-25-2	Bromoform	5.5	U	5.5	0.36
74-83-9	Bromomethane	5.5	U	5.5	0.59
75-15-0	Carbon disulfide	5.5	U	5.5	0.48
56-23-5	Carbon tetrachloride	5.5	U	5.5	0.40
108-90-7	Chlorobenzene	5.5	U	5.5	0.36

FORM I
GC/MS VOA ORGANICS ANALYSIS DATA SHEET

Lab Name: TestAmerica North Canton | Job No.: 240-1112-1

SDG No.:

Client Sample ID: DR-SB-30-02 | Lab Sample ID: 240-1112-9

Matrix: Solid | Lab File ID: 149251.D

Analysis Method: 8260B | Date Collected: 06/14/2011 00:50

Sample wt/vol: 5.19(g) | Date Analyzed: 06/27/2011 16:13

Soil Aliquot Vol: | Dilution Factor: 1

Soil Extract Vol.: | GC Column: DB-624 ID: 0.18(mm)

% Moisture: 11.7 | Level: (low/med) Low

Analysis Batch No.: 6180 | Units: ug/Kg

CAS NO.	COMPOUND NAME	RESULT	Q	RL	MDL
124-48-1	Dibromochloromethane	5.5	U	5.5	0.60
75-00-3	Chloroethane	5.5	U *	5.5	0.94
67-66-3	Chloroform	5.5	U	5.5	0.32
74-87-3	Chloromethane	5.5	U	5.5	0.45
156-59-2	cis-1,2-Dichloroethene	0.46	J	5.5	0.39
10061-01-5	cis-1,3-Dichloropropene	5.5	U	5.5	0.37
74-95-3	Dibromomethane	5.5	U	5.5	0.69
74-97-5	Bromochloromethane	5.5	U	5.5	0.77
75-71-8	Dichlorodifluoromethane	5.5	U	5.5	0.55
75-27-4	Bromodichloromethane	5.5	U	5.5	0.31
75-65-0	tert-Butyl alcohol	220	U	220	8.3
100-41-4	Ethylbenzene	5.5	U	5.5	0.28
87-68-3	Hexachlorobutadiene	5.5	U	5.5	1.3
108-20-3	Diisopropyl ether	11	U	11	1.6
98-82-8	Isopropylbenzene	5.5	U	5.5	0.17
1634-04-4	Methyl tert-butyl ether	22	U	22	0.47
75-09-2	Methylene Chloride	3.2	J B	5.5	0.73
179601-23-1	m-Xylene & p-Xylene	11	U	11	1.3
91-20-3	Naphthalene	5.5	U	5.5	0.21
104-51-8	n-Butylbenzene	5.5	U	5.5	0.25
103-65-1	n-Propylbenzene	5.5	U	5.5	0.44
95-47-6	o-Xylene	5.5	U	5.5	0.38
135-98-8	sec-Butylbenzene	5.5	U	5.5	0.20
100-42-5	Styrene	5.5	U	5.5	0.16
994-05-8	Tert-amyl-methyl ether (TAME)	5.5	U	5.5	0.40
637-92-3	Ethyl-t-butyl ether (ETBE)	5.5	U	5.5	0.24
127-18-4	Tetrachloroethene	5.5	U	5.5	0.57
108-88-3	Toluene	0.44	J	5.5	0.29
156-60-5	trans-1,2-Dichloroethene	5.5	U	5.5	0.45
10061-02-6	trans-1,3-Dichloropropene	5.5	U	5.5	0.59
79-01-6	Trichloroethene	5.5	U	5.5	0.46
75-69-4	Trichlorofluoromethane	5.5	U	5.5	0.37
108-05-4	Vinyl acetate	11	U	11	0.27
75-01-4	Vinyl chloride	5.5	U	5.5	0.43
1330-20-7	Xylenes, Total	11	U	11	0.73

FORM I
GC/MS VOA ORGANICS ANALYSIS DATA SHEET

Lab Name: TestAmerica North Canton | Job No.: 240-1112-1

SDG No.:

Client Sample ID: DR-SB-30-02 | Lab Sample ID: 240-1112-9

Matrix: Solid | Lab File ID: 149251.D

Analysis Method: 8260B | Date Collected: 06/14/2011 00:50

Sample wt/vol: 5.19(g) | Date Analyzed: 06/27/2011 16:13

Soil Aliquot Vol: | Dilution Factor: 1

Soil Extract Vol.: | GC Column: DB-624 ID: 0.18(mm)

% Moisture: 11.7 | Level: (low/med) Low

Analysis Batch No.: 6180 | Units: ug/Kg

CAS NO.	COMPOUND NAME	RESULT	Q	RL	MDL
98-06-6	tert-Butylbenzene	5.5	U	5.5	0.32
106-93-4	1,2-Dibromoethane	5.5	U	5.5	0.55

CAS NO.	SURROGATE	%REC	Q	LIMITS
2037-26-5	Toluene-d8 (Surr)	108		67-125
1868-53-7	Dibromofluoromethane (Surr)	86		37-132
460-00-4	4-Bromofluorobenzene (Surr)	100		52-136
17060-07-0	1,2-Dichloroethane-d4 (Surr)	105		58-123

FORM I
GC/MS VOA ORGANICS ANALYSIS DATA SHEET
TENTATIVELY IDENTIFIED COMPOUNDS

Lab Name: TestAmerica North Canton Job No.: 240-1112-1

SDG No.:

Client Sample ID: DR-SB-30-02 Lab Sample ID: 240-1112-9

Matrix: Solid Lab File ID: 149251.D

Analysis Method: 8260B Date Collected: 06/14/2011 00:50

Sample wt/vol: 5.19(g) Date Analyzed: 06/27/2011 16:13

Soil Aliquot Vol: Dilution Factor: 1

Soil Extract Vol.: GC Column: DB-624 ID: 0.18(mm)

% Moisture: 11.7 Level: (low/med) Low

Analysis Batch No.: 6180 Units: ug/Kg

Number TICs Found: 1 TIC Result Total: 1.5

CAS NO.	COMPOUND NAME	RT	RESULT	Q
	Tentatively Identified Compound		None	
79-20-9	Methyl acetate	3.78	1.5	J

FORM I-TIC 8260B

FORM I
GC/MS VOA ORGANICS ANALYSIS DATA SHEET

Lab Name: TestAmerica North Canton Job No.: 240-1112-1

SDG No.:

Client Sample ID: DR-SB-30-08 Lab Sample ID: 240-1112-10

Matrix: Solid Lab File ID: 149252.D

Analysis Method: 8260B Date Collected: 06/14/2011 00:55

Sample wt/vol: 5.43(g) Date Analyzed: 06/27/2011 16:35

Soil Aliquot Vol: Dilution Factor: 1

Soil Extract Vol.: GC Column: DB-624 ID: 0.18(mm)

% Moisture: 18.9 Level: (low/med) Low

Analysis Batch No.: 6180 Units: ug/Kg

CAS NO.	COMPOUND NAME	RESULT	Q	RL	MDL
630-20-6	1,1,1,2-Tetrachloroethane	5.7	U	5.7	0.70
71-55-6	1,1,1-Trichloroethane	5.7	U	5.7	0.64
79-34-5	1,1,2,2-Tetrachloroethane	5.7	U	5.7	0.39
76-13-1	1,1,2-Trichloro-1,2,2-trichfluoroethane	5.7	U	5.7	1.5
75-34-3	1,1-Dichloroethane	5.7	U	5.7	0.41
75-35-4	1,1-Dichloroethene	5.7	U	5.7	0.59
563-58-6	1,1-Dichloropropene	5.7	U	5.7	0.34
87-61-6	1,2,3-Trichlorobenzene	5.7	U	5.7	0.43
96-18-4	1,2,3-Trichloropropane	5.7	U	5.7	1.0
526-73-8	1,2,3-Trimethylbenzene	5.7	U	5.7	0.19
120-82-1	1,2,4-Trichlorobenzene	5.7	U	5.7	0.31
95-63-6	1,2,4-Trimethylbenzene	5.7	U	5.7	0.74
96-12-8	1,2-Dibromo-3-Chloropropane	11	U	11	1.5
95-50-1	1,2-Dichlorobenzene	5.7	U	5.7	0.41
107-06-2	1,2-Dichloroethane	5.7	U	5.7	0.39
78-87-5	1,2-Dichloropropane	5.7	U	5.7	0.78
541-73-1	1,3-Dichlorobenzene	5.7	U	5.7	0.40
142-28-9	1,3-Dichloropropane	5.7	U	5.7	0.39
106-46-7	1,4-Dichlorobenzene	5.7	U	5.7	0.75
594-20-7	2,2-Dichloropropane	5.7	U	5.7	1.1
78-93-3	2-Butanone	23	U	23	1.6
110-75-8	2-Chloroethyl vinyl ether	57	U	57	1.6
95-49-8	2-Chlorotoluene	5.7	U	5.7	0.45
591-78-6	2-Hexanone	23	U	23	0.72
106-43-4	4-Chlorotoluene	5.7	U	5.7	0.47
99-87-6	p-Isopropyltoluene	5.7	U	5.7	0.24
108-10-1	4-Methyl-2-pentanone	23	U	23	0.61
67-64-1	Acetone	57		23	7.2
71-43-2	Benzene	5.7	U	5.7	0.26
108-86-1	Bromobenzene	5.7	U	5.7	0.37
75-25-2	Bromoform	5.7	U	5.7	0.37
74-83-9	Bromomethane	5.7	U	5.7	0.61
75-15-0	Carbon disulfide	5.7	U	5.7	0.50
56-23-5	Carbon tetrachloride	5.7	U	5.7	0.42
108-90-7	Chlorobenzene	5.7	U	5.7	0.37

FORM I
GC/MS VOA ORGANICS ANALYSIS DATA SHEET

Lab Name: TestAmerica North Canton | Job No.: 240-1112-1

SDG No.:

Client Sample ID: DR-SB-30-08 | Lab Sample ID: 240-1112-10

Matrix: Solid | Lab File ID: 149252.D

Analysis Method: 8260B | Date Collected: 06/14/2011 00:55

Sample wt/vol: 5.43(g) | Date Analyzed: 06/27/2011 16:35

Soil Aliquot Vol: | Dilution Factor: 1

Soil Extract Vol.: | GC Column: DB-624 ID: 0.18(mm)

% Moisture: 18.9 | Level: (low/med) Low

Analysis Batch No.: 6180 | Units: ug/Kg

CAS NO.	COMPOUND NAME	RESULT	Q	RL	MDL
124-48-1	Dibromochloromethane	5.7	U	5.7	0.62
75-00-3	Chloroethane	5.7	U *	5.7	0.98
67-66-3	Chloroform	5.7	U	5.7	0.33
74-87-3	Chloromethane	5.7	U	5.7	0.47
156-59-2	cis-1,2-Dichloroethene	5.7	U	5.7	0.41
10061-01-5	cis-1,3-Dichloropropene	5.7	U	5.7	0.39
74-95-3	Dibromomethane	5.7	U	5.7	0.72
74-97-5	Bromochloromethane	5.7	U	5.7	0.81
75-71-8	Dichlorodifluoromethane	5.7	U	5.7	0.57
75-27-4	Bromodichloromethane	5.7	U	5.7	0.32
75-65-0	tert-Butyl alcohol	230	U	230	8.6
100-41-4	Ethylbenzene	5.7	U	5.7	0.30
87-68-3	Hexachlorobutadiene	5.7	U	5.7	1.4
108-20-3	Diisopropyl ether	11	U	11	1.7
98-82-8	Isopropylbenzene	5.7	U	5.7	0.18
1634-04-4	Methyl tert-butyl ether	23	U	23	0.49
75-09-2	Methylene Chloride	3.7	J B	5.7	0.76
179601-23-1	m-Xylene & p-Xylene	11	U	11	1.4
91-20-3	Naphthalene	5.7	U	5.7	0.22
104-51-8	n-Butylbenzene	5.7	U	5.7	0.26
103-65-1	n-Propylbenzene	5.7	U	5.7	0.45
95-47-6	o-Xylene	5.7	U	5.7	0.40
135-98-8	sec-Butylbenzene	5.7	U	5.7	0.20
100-42-5	Styrene	5.7	U	5.7	0.17
994-05-8	Tert-amyl-methyl ether (TAME)	5.7	U	5.7	0.42
637-92-3	Ethyl-t-butyl ether (ETBE)	5.7	U	5.7	0.25
127-18-4	Tetrachloroethene	5.7	U	5.7	0.59
108-88-3	Toluene	0.59	J	5.7	0.31
156-60-5	trans-1,2-Dichloroethene	5.7	U	5.7	0.47
10061-02-6	trans-1,3-Dichloropropene	5.7	U	5.7	0.61
79-01-6	Trichloroethene	5.7	U	5.7	0.48
75-69-4	Trichlorofluoromethane	5.7	U	5.7	0.39
108-05-4	Vinyl acetate	11	U	11	0.28
75-01-4	Vinyl chloride	5.7	U	5.7	0.44
1330-20-7	Xylenes, Total	11	U	11	0.76

FORM I
GC/MS VOA ORGANICS ANALYSIS DATA SHEET

Lab Name: TestAmerica North Canton Job No.: 240-1112-1

SDG No.:

Client Sample ID: DR-SB-30-08 Lab Sample ID: 240-1112-10

Matrix: Solid Lab File ID: 149252.D

Analysis Method: 8260B Date Collected: 06/14/2011 00:55

Sample wt/vol: 5.43(g) Date Analyzed: 06/27/2011 16:35

Soil Aliquot Vol: Dilution Factor: 1

Soil Extract Vol.: GC Column: DB-624 ID: 0.18(mm)

% Moisture: 18.9 Level: (low/med) Low

Analysis Batch No.: 6180 Units: ug/Kg

CAS NO.	COMPOUND NAME	RESULT	Q	RL	MDL
98-06-6	tert-Butylbenzene	5.7	U	5.7	0.33
106-93-4	1,2-Dibromoethane	5.7	U	5.7	0.57

CAS NO.	SURROGATE	%REC	Q	LIMITS
2037-26-5	Toluene-d8 (Surr)	102		67-125
1868-53-7	Dibromofluoromethane (Surr)	85		37-132
460-00-4	4-Bromofluorobenzene (Surr)	95		52-136
17060-07-0	1,2-Dichloroethane-d4 (Surr)	105		58-123

FORM I
GC/MS VOA ORGANICS ANALYSIS DATA SHEET
TENTATIVELY IDENTIFIED COMPOUNDS

Lab Name: TestAmerica North Canton | Job No.: 240-1112-1

SDG No.:

Client Sample ID: DR-SB-30-08 | Lab Sample ID: 240-1112-10

Matrix: Solid | Lab File ID: 149252.D

Analysis Method: 8260B | Date Collected: 06/14/2011 00:55

Sample wt/vol: 5.43(g) | Date Analyzed: 06/27/2011 16:35

Soil Aliquot Vol: | Dilution Factor: 1

Soil Extract Vol.: | GC Column: DB-624 ID: 0.18(mm)

% Moisture: 18.9 | Level: (low/med) Low

Analysis Batch No.: 6180 | Units: ug/Kg

Number TICs Found: 0 | TIC Result Total: 0

CAS NO.	COMPOUND NAME	RT	RESULT	Q
	Tentatively Identified Compound		None	

FORM I-TIC 8260B

FORM I
GC/MS VOA ORGANICS ANALYSIS DATA SHEET

Lab Name: TestAmerica North Canton | Job No.: 240-1112-1

SDG No.:

Client Sample ID: DR-SB-31-02 | Lab Sample ID: 240-1112-11

Matrix: Solid | Lab File ID: 149253.D

Analysis Method: 8260B | Date Collected: 06/14/2011 00:18

Sample wt/vol: 6.31(g) | Date Analyzed: 06/27/2011 16:56

Soil Aliquot Vol: | Dilution Factor: 1

Soil Extract Vol.: | GC Column: DB-624 ID: 0.18(mm)

% Moisture: 8.4 | Level: (low/med) Low

Analysis Batch No.: 6180 | Units: ug/Kg

CAS NO.	COMPOUND NAME	RESULT	Q	RL	MDL
630-20-6	1,1,1,2-Tetrachloroethane	4.3	U	4.3	0.54
71-55-6	1,1,1-Trichloroethane	4.3	U	4.3	0.48
79-34-5	1,1,2,2-Tetrachloroethane	4.3	U	4.3	0.29
76-13-1	1,1,2-Trichloro-1,2,2-trichfluoroeth ane	4.3	U	4.3	1.1
75-34-3	1,1-Dichloroethane	4.3	U	4.3	0.31
75-35-4	1,1-Dichloroethene	4.3	U	4.3	0.45
563-58-6	1,1-Dichloropropene	4.3	U	4.3	0.26
87-61-6	1,2,3-Trichlorobenzene	4.3	U	4.3	0.33
96-18-4	1,2,3-Trichloropropane	4.3	U	4.3	0.78
526-73-8	1,2,3-Trimethylbenzene	4.3	U	4.3	0.15
120-82-1	1,2,4-Trichlorobenzene	4.3	U	4.3	0.23
95-63-6	1,2,4-Trimethylbenzene	4.3	U	4.3	0.56
96-12-8	1,2-Dibromo-3-Chloropropane	8.6	U	8.6	1.1
95-50-1	1,2-Dichlorobenzene	4.3	U	4.3	0.31
107-06-2	1,2-Dichloroethane	4.3	U	4.3	0.29
78-87-5	1,2-Dichloropropane	4.3	U	4.3	0.60
541-73-1	1,3-Dichlorobenzene	4.3	U	4.3	0.30
142-28-9	1,3-Dichloropropane	4.3	U	4.3	0.29
106-46-7	1,4-Dichlorobenzene	4.3	U	4.3	0.57
594-20-7	2,2-Dichloropropane	4.3	U	4.3	0.81
78-93-3	2-Butanone	17	U	17	1.2
110-75-8	2-Chloroethyl vinyl ether	43	U	43	1.2
95-49-8	2-Chlorotoluene	4.3	U	4.3	0.35
591-78-6	2-Hexanone	17	U	17	0.54
106-43-4	4-Chlorotoluene	4.3	U	4.3	0.35
99-87-6	p-Isopropyltoluene	4.3	U	4.3	0.18
108-10-1	4-Methyl-2-pentanone	17	U	17	0.47
67-64-1	Acetone	17	U	17	5.4
71-43-2	Benzene	4.3	U	4.3	0.20
108-86-1	Bromobenzene	4.3	U	4.3	0.29
75-25-2	Bromoform	4.3	U	4.3	0.29
74-83-9	Bromomethane	4.3	U	4.3	0.47
75-15-0	Carbon disulfide	4.3	U	4.3	0.38
56-23-5	Carbon tetrachloride	4.3	U	4.3	0.32
108-90-7	Chlorobenzene	4.3	U	4.3	0.29

FORM I
GC/MS VOA ORGANICS ANALYSIS DATA SHEET

Lab Name: TestAmerica North Canton Job No.: 240-1112-1

SDG No.:

Client Sample ID: DR-SB-31-02 Lab Sample ID: 240-1112-11

Matrix: Solid Lab File ID: 149253.D

Analysis Method: 8260B Date Collected: 06/14/2011 00:18

Sample wt/vol: 6.31(g) Date Analyzed: 06/27/2011 16:56

Soil Aliquot Vol: Dilution Factor: 1

Soil Extract Vol.: GC Column: DB-624 ID: 0.18(mm)

% Moisture: 8.4 Level: (low/med) Low

Analysis Batch No.: 6180 Units: ug/Kg

CAS NO.	COMPOUND NAME	RESULT	Q	RL	MDL
124-48-1	Dibromochloromethane	4.3	U	4.3	0.48
75-00-3	Chloroethane	4.3	U *	4.3	0.74
67-66-3	Chloroform	4.3	U	4.3	0.25
74-87-3	Chloromethane	4.3	U	4.3	0.35
156-59-2	cis-1,2-Dichloroethene	4.3	U	4.3	0.31
10061-01-5	cis-1,3-Dichloropropene	4.3	U	4.3	0.29
74-95-3	Dibromomethane	4.3	U	4.3	0.54
74-97-5	Bromochloromethane	4.3	U	4.3	0.61
75-71-8	Dichlorodifluoromethane	4.3	U	4.3	0.43
75-27-4	Bromodichloromethane	4.3	U	4.3	0.24
75-65-0	tert-Butyl alcohol	170	U	170	6.6
100-41-4	Ethylbenzene	4.3	U	4.3	0.22
87-68-3	Hexachlorobutadiene	4.3	U	4.3	1.0
108-20-3	Diisopropyl ether	8.6	U	8.6	1.3
98-82-8	Isopropylbenzene	4.3	U	4.3	0.14
1634-04-4	Methyl tert-butyl ether	17	U	17	0.37
75-09-2	Methylene Chloride	3.1	J B	4.3	0.58
179601-23-1	m-Xylene & p-Xylene	8.6	U	8.6	1.0
91-20-3	Naphthalene	4.3	U	4.3	0.16
104-51-8	n-Butylbenzene	4.3	U	4.3	0.20
103-65-1	n-Propylbenzene	4.3	U	4.3	0.35
95-47-6	o-Xylene	4.3	U	4.3	0.30
135-98-8	sec-Butylbenzene	4.3	U	4.3	0.16
100-42-5	Styrene	4.3	U	4.3	0.13
994-05-8	Tert-amyl-methyl ether (TAME)	4.3	U	4.3	0.32
637-92-3	Ethyl-t-butyl ether (ETBE)	4.3	U	4.3	0.19
127-18-4	Tetrachloroethene	4.3	U	4.3	0.45
108-88-3	Toluene	0.57	J	4.3	0.23
156-60-5	trans-1,2-Dichloroethene	4.3	U	4.3	0.35
10061-02-6	trans-1,3-Dichloropropene	4.3	U	4.3	0.47
79-01-6	Trichloroethene	4.3	U	4.3	0.36
75-69-4	Trichlorofluoromethane	4.3	U	4.3	0.29
108-05-4	Vinyl acetate	8.6	U	8.6	0.22
75-01-4	Vinyl chloride	4.3	U	4.3	0.34
1330-20-7	Xylenes, Total	8.6	U	8.6	0.58

FORM I
GC/MS VOA ORGANICS ANALYSIS DATA SHEET

Lab Name: TestAmerica North Canton Job No.: 240-1112-1

SDG No.:

Client Sample ID: DR-SB-31-02 Lab Sample ID: 240-1112-11

Matrix: Solid Lab File ID: 149253.D

Analysis Method: 8260B Date Collected: 06/14/2011 00:18

Sample wt/vol: 6.31(g) Date Analyzed: 06/27/2011 16:56

Soil Aliquot Vol: Dilution Factor: 1

Soil Extract Vol.: GC Column: DB-624 ID: 0.18(mm)

% Moisture: 8.4 Level: (low/med) Low

Analysis Batch No.: 6180 Units: ug/Kg

CAS NO.	COMPOUND NAME	RESULT	Q	RL	MDL
98-06-6	tert-Butylbenzene	4.3	U	4.3	0.25
106-93-4	1,2-Dibromoethane	4.3	U	4.3	0.43

CAS NO.	SURROGATE	%REC	Q	LIMITS
2037-26-5	Toluene-d8 (Surr)	111		67-125
1868-53-7	Dibromofluoromethane (Surr)	93		37-132
460-00-4	4-Bromofluorobenzene (Surr)	119		52-136
17060-07-0	1,2-Dichloroethane-d4 (Surr)	110		58-123

FORM I
GC/MS VOA ORGANICS ANALYSIS DATA SHEET
TENTATIVELY IDENTIFIED COMPOUNDS

Lab Name: TestAmerica North Canton | Job No.: 240-1112-1

SDG No.:

Client Sample ID: DR-SB-31-02 | Lab Sample ID: 240-1112-11

Matrix: Solid | Lab File ID: 149253.D

Analysis Method: 8260B | Date Collected: 06/14/2011 00:18

Sample wt/vol: 6.31(g) | Date Analyzed: 06/27/2011 16:56

Soil Aliquot Vol: | Dilution Factor: 1

Soil Extract Vol.: | GC Column: DB-624 ID: 0.18(mm)

% Moisture: 8.4 | Level: (low/med) Low

Analysis Batch No.: 6180 | Units: ug/Kg

Number TICs Found: 1 | TIC Result Total: 6.2

CAS NO.	COMPOUND NAME	RT	RESULT	Q
	Tentatively Identified Compound		None	
79-20-9	Methyl acetate	3.79	6.2	J

FORM I
GC/MS VOA ORGANICS ANALYSIS DATA SHEET

Lab Name: TestAmerica North Canton | Job No.: 240-1112-1

SDG No.:

Client Sample ID: DR-SB-31-14 | Lab Sample ID: 240-1112-12

Matrix: Solid | Lab File ID: 149250.D

Analysis Method: 8260B | Date Collected: 06/14/2011 00:22

Sample wt/vol: 6.87(g) | Date Analyzed: 06/27/2011 15:52

Soil Aliquot Vol: 100 (uL) | Dilution Factor: 1

Soil Extract Vol.: 5(mL) | GC Column: DB-624 ID: 0.18(mm)

% Moisture: 17.8 | Level: (low/med) Medium

Analysis Batch No.: 6180 | Units: ug/Kg

CAS NO.	COMPOUND NAME	RESULT	Q	RL	MDL
630-20-6	1,1,1,2-Tetrachloroethane	220	U	220	8.1
71-55-6	1,1,1-Trichloroethane	220	U	220	19
79-34-5	1,1,2,2-Tetrachloroethane	220	U	220	7.9
76-13-1	1,1,2-Trichloro-1,2,2-trichfluoroethane	220	U	220	35
75-34-3	1,1-Dichloroethane	220	U	220	15
75-35-4	1,1-Dichloroethene	220	U	220	16
563-58-6	1,1-Dichloropropene	220	U	220	8.9
87-61-6	1,2,3-Trichlorobenzene	220	U	220	8.9
96-18-4	1,2,3-Trichloropropane	220	U	220	19
526-73-8	1,2,3-Trimethylbenzene	220	U	220	0.15
120-82-1	1,2,4-Trichlorobenzene	220	U	220	6.5
95-63-6	1,2,4-Trimethylbenzene	220	U	220	4.4
96-12-8	1,2-Dibromo-3-Chloropropane	440	U *	440	44
95-50-1	1,2-Dichlorobenzene	220	U	220	7.6
107-06-2	1,2-Dichloroethane	220	U	220	8.9
78-87-5	1,2-Dichloropropane	220	U	220	7.3
541-73-1	1,3-Dichlorobenzene	220	U	220	4.3
142-28-9	1,3-Dichloropropane	220	U	220	19
106-46-7	1,4-Dichlorobenzene	220	U	220	7.1
594-20-7	2,2-Dichloropropane	220	U	220	20
78-93-3	2-Butanone	890	U	890	38
110-75-8	2-Chloroethyl vinyl ether	890	U	890	38
95-49-8	2-Chlorotoluene	220	U	220	8.0
591-78-6	2-Hexanone	890	U	890	18
106-43-4	4-Chlorotoluene	220	U	220	8.8
99-87-6	p-Isopropyltoluene	220	U	220	4.3
108-10-1	4-Methyl-2-pentanone	890	U	890	43
67-64-1	Acetone	890	U	890	150
71-43-2	Benzene	220	U	220	11
108-86-1	Bromobenzene	220	U	220	12
75-25-2	Bromoform	220	U	220	17
74-83-9	Bromomethane	220	U	220	26
75-15-0	Carbon disulfide	220	U	220	11
56-23-5	Carbon tetrachloride	220	U	220	5.7
108-90-7	Chlorobenzene	220	U	220	5.7

FORM I
GC/MS VOA ORGANICS ANALYSIS DATA SHEET

Lab Name: TestAmerica North Canton | Job No.: 240-1112-1

SDG No.:

Client Sample ID: DR-SB-31-14 | Lab Sample ID: 240-1112-12

Matrix: Solid | Lab File ID: 149250.D

Analysis Method: 8260B | Date Collected: 06/14/2011 00:22

Sample wt/vol: 6.87(g) | Date Analyzed: 06/27/2011 15:52

Soil Aliquot Vol: 100 (uL) | Dilution Factor: 1

Soil Extract Vol.: 5(mL) | GC Column: DB-624 ID: 0.18(mm)

% Moisture: 17.8 | Level: (low/med) Medium

Analysis Batch No.: 6180 | Units: ug/Kg

CAS NO.	COMPOUND NAME	RESULT	Q	RL	MDL
124-48-1	Dibromochloromethane	220	U	220	11
75-00-3	Chloroethane	220	U *	220	54
67-66-3	Chloroform	220	U	220	7.8
74-87-3	Chloromethane	220	U	220	12
156-59-2	cis-1,2-Dichloroethene	4400		220	6.1
10061-01-5	cis-1,3-Dichloropropene	220	U	220	7.0
74-95-3	Dibromomethane	220	U	220	12
74-97-5	Bromochloromethane	220	U	220	12
75-71-8	Dichlorodifluoromethane	220	U	220	14
75-27-4	Bromodichloromethane	220	U	220	8.8
75-65-0	tert-Butyl alcohol	8900	U	8900	210
100-41-4	Ethylbenzene	220	U	220	4.8
87-68-3	Hexachlorobutadiene	220	U	220	12
108-20-3	Diisopropyl ether	440	U	440	44
98-82-8	Isopropylbenzene	220	U	220	5.8
1634-04-4	Methyl tert-butyl ether	890	U	890	6.3
75-09-2	Methylene Chloride	200	J B	220	68
179601-23-1	m-Xylene & p-Xylene	440	U	440	5.5
91-20-3	Naphthalene	220	U	220	5.9
104-51-8	n-Butylbenzene	220	U	220	7.1
103-65-1	n-Propylbenzene	220	U	220	12
95-47-6	o-Xylene	220	U	220	7.5
135-98-8	sec-Butylbenzene	220	U	220	4.2
100-42-5	Styrene	220	U	220	5.0
994-05-8	Tert-amyl-methyl ether (TAME)	220	U	220	0.33
637-92-3	Ethyl-t-butyl ether (ETBE)	220	U	220	0.19
127-18-4	Tetrachloroethene	220	U	220	11
108-88-3	Toluene	220	U	220	15
156-60-5	trans-1,2-Dichloroethene	34	J	220	8.1
10061-02-6	trans-1,3-Dichloropropene	220	U	220	18
79-01-6	Trichloroethene	1100		220	8.6
75-69-4	Trichlorofluoromethane	220	U	220	14
108-05-4	Vinyl acetate	440	U	440	20
75-01-4	Vinyl chloride	580		220	16
1330-20-7	Xylenes, Total	440	U	440	7.2

FORM I
GC/MS VOA ORGANICS ANALYSIS DATA SHEET

Lab Name: TestAmerica North Canton Job No.: 240-1112-1

SDG No.:

Client Sample ID: DR-SB-31-14 Lab Sample ID: 240-1112-12

Matrix: Solid Lab File ID: 149250.D

Analysis Method: 8260B Date Collected: 06/14/2011 00:22

Sample wt/vol: 6.87(g) Date Analyzed: 06/27/2011 15:52

Soil Aliquot Vol: 100 (uL) Dilution Factor: 1

Soil Extract Vol.: 5(mL) GC Column: DB-624 ID: 0.18(mm)

% Moisture: 17.8 Level: (low/med) Medium

Analysis Batch No.: 6180 Units: ug/Kg

CAS NO.	COMPOUND NAME	RESULT	Q	RL	MDL
98-06-6	tert-Butylbenzene	220	U	220	5.8
106-93-4	1,2-Dibromoethane	220	U	220	8.9

CAS NO.	SURROGATE	%REC	Q	LIMITS
2037-26-5	Toluene-d8 (Surr)	68		33-134
1868-53-7	Dibromofluoromethane (Surr)	59		30-122
460-00-4	4-Bromofluorobenzene (Surr)	63		26-141
17060-07-0	1,2-Dichloroethane-d4 (Surr)	76		39-128

FORM I
GC/MS VOA ORGANICS ANALYSIS DATA SHEET
TENTATIVELY IDENTIFIED COMPOUNDS

Lab Name: TestAmerica North Canton | Job No.: 240-1112-1

SDG No.:

Client Sample ID: DR-SB-31-14 | Lab Sample ID: 240-1112-12

Matrix: Solid | Lab File ID: 149250.D

Analysis Method: 8260B | Date Collected: 06/14/2011 00:22

Sample wt/vol: 6.87(g) | Date Analyzed: 06/27/2011 15:52

Soil Aliquot Vol: 100 (uL) | Dilution Factor: 1

Soil Extract Vol.: 5(mL) | GC Column: DB-624 ID: 0.18(mm)

% Moisture: 17.8 | Level: (low/med) Medium

Analysis Batch No.: 6180 | Units: ug/Kg

Number TICs Found: 2 | TIC Result Total: 41

CAS NO.	COMPOUND NAME	RT	RESULT	Q
	Tentatively Identified Compound		None	
79-20-9	Methyl acetate	3.78	23	J
79-00-5	1,1,2-Trichloroethane	8.78	18	J

FORM I
GC/MS VOA ORGANICS ANALYSIS DATA SHEET

Lab Name: TestAmerica North Canton | Job No.: 240-1112-1

SDG No.:

Client Sample ID: DR-SB-32-02 | Lab Sample ID: 240-1112-13

Matrix: Solid | Lab File ID: 149254.D

Analysis Method: 8260B | Date Collected: 06/14/2011 01:54

Sample wt/vol: 5(g) | Date Analyzed: 06/27/2011 17:18

Soil Aliquot Vol: | Dilution Factor: 1

Soil Extract Vol.: | GC Column: DB-624 ID: 0.18(mm)

% Moisture: 6.3 | Level: (low/med) Low

Analysis Batch No.: 6180 | Units: ug/Kg

CAS NO.	COMPOUND NAME	RESULT	Q	RL	MDL
630-20-6	1,1,1,2-Tetrachloroethane	5.3	U	5.3	0.66
71-55-6	1,1,1-Trichloroethane	5.3	U	5.3	0.60
79-34-5	1,1,2,2-Tetrachloroethane	5.3	U	5.3	0.36
76-13-1	1,1,2-Trichloro-1,2,2-trichfluoroeth ane	5.3	U	5.3	1.4
75-34-3	1,1-Dichloroethane	5.3	U	5.3	0.38
75-35-4	1,1-Dichloroethene	5.3	U	5.3	0.55
563-58-6	1,1-Dichloropropene	5.3	U	5.3	0.32
87-61-6	1,2,3-Trichlorobenzene	5.3	U	5.3	0.41
96-18-4	1,2,3-Trichloropropane	5.3	U	5.3	0.96
526-73-8	1,2,3-Trimethylbenzene	5.3	U	5.3	0.18
120-82-1	1,2,4-Trichlorobenzene	5.3	U	5.3	0.29
95-63-6	1,2,4-Trimethylbenzene	5.3	U	5.3	0.69
96-12-8	1,2-Dibromo-3-Chloropropane	11	U	11	1.4
95-50-1	1,2-Dichlorobenzene	5.3	U	5.3	0.38
107-06-2	1,2-Dichloroethane	5.3	U	5.3	0.36
78-87-5	1,2-Dichloropropane	5.3	U	5.3	0.74
541-73-1	1,3-Dichlorobenzene	5.3	U	5.3	0.37
142-28-9	1,3-Dichloropropane	5.3	U	5.3	0.36
106-46-7	1,4-Dichlorobenzene	5.3	U	5.3	0.70
594-20-7	2,2-Dichloropropane	5.3	U	5.3	1.0
78-93-3	2-Butanone	21	U	21	1.5
110-75-8	2-Chloroethyl vinyl ether	53	U	53	1.5
95-49-8	2-Chlorotoluene	5.3	U	5.3	0.43
591-78-6	2-Hexanone	21	U	21	0.67
106-43-4	4-Chlorotoluene	5.3	U	5.3	0.44
99-87-6	p-Isopropyltoluene	5.3	U	5.3	0.22
108-10-1	4-Methyl-2-pentanone	21	U	21	0.58
67-64-1	Acetone	21	U	21	6.7
71-43-2	Benzene	5.3	U	5.3	0.25
108-86-1	Bromobenzene	5.3	U	5.3	0.35
75-25-2	Bromoform	5.3	U	5.3	0.35
74-83-9	Bromomethane	5.3	U	5.3	0.58
75-15-0	Carbon disulfide	5.3	U	5.3	0.47
56-23-5	Carbon tetrachloride	5.3	U	5.3	0.39
108-90-7	Chlorobenzene	5.3	U	5.3	0.35

FORM I
GC/MS VOA ORGANICS ANALYSIS DATA SHEET

Lab Name: TestAmerica North Canton | Job No.: 240-1112-1

SDG No.:

Client Sample ID: DR-SB-32-02 | Lab Sample ID: 240-1112-13

Matrix: Solid | Lab File ID: 149254.D

Analysis Method: 8260B | Date Collected: 06/14/2011 01:54

Sample wt/vol: 5(g) | Date Analyzed: 06/27/2011 17:18

Soil Aliquot Vol: | Dilution Factor: 1

Soil Extract Vol.: | GC Column: DB-624 ID: 0.18(mm)

% Moisture: 6.3 | Level: (low/med) Low

Analysis Batch No.: 6180 | Units: ug/Kg

CAS NO.	COMPOUND NAME	RESULT	Q	RL	MDL
124-48-1	Dibromochloromethane	5.3	U	5.3	0.59
75-00-3	Chloroethane	5.3	U *	5.3	0.92
67-66-3	Chloroform	5.3	U	5.3	0.31
74-87-3	Chloromethane	5.3	U	5.3	0.44
156-59-2	cis-1,2-Dichloroethene	5.3	U	5.3	0.38
10061-01-5	cis-1,3-Dichloropropene	5.3	U	5.3	0.36
74-95-3	Dibromomethane	5.3	U	5.3	0.67
74-97-5	Bromochloromethane	5.3	U	5.3	0.76
75-71-8	Dichlorodifluoromethane	5.3	U	5.3	0.53
75-27-4	Bromodichloromethane	5.3	U	5.3	0.30
75-65-0	tert-Butyl alcohol	210	U	210	8.1
100-41-4	Ethylbenzene	5.3	U	5.3	0.28
87-68-3	Hexachlorobutadiene	5.3	U	5.3	1.3
108-20-3	Diisopropyl ether	11	U	11	1.6
98-82-8	Isopropylbenzene	5.3	U	5.3	0.17
1634-04-4	Methyl tert-butyl ether	21	U	21	0.46
75-09-2	Methylene Chloride	3.4	J B	5.3	0.71
179601-23-1	m-Xylene & p-Xylene	11	U	11	1.3
91-20-3	Naphthalene	1.2	J B	5.3	0.20
104-51-8	n-Butylbenzene	5.3	U	5.3	0.25
103-65-1	n-Propylbenzene	5.3	U	5.3	0.43
95-47-6	o-Xylene	5.3	U	5.3	0.37
135-98-8	sec-Butylbenzene	5.3	U	5.3	0.19
100-42-5	Styrene	5.3	U	5.3	0.16
994-05-8	Tert-amyl-methyl ether (TAME)	5.3	U	5.3	0.39
637-92-3	Ethyl-t-butyl ether (ETBE)	5.3	U	5.3	0.23
127-18-4	Tetrachloroethene	5.3	U	5.3	0.55
108-88-3	Toluene	5.3	U	5.3	0.29
156-60-5	trans-1,2-Dichloroethene	5.3	U	5.3	0.44
10061-02-6	trans-1,3-Dichloropropene	5.3	U	5.3	0.58
79-01-6	Trichloroethene	5.3	U	5.3	0.45
75-69-4	Trichlorofluoromethane	5.3	U	5.3	0.36
108-05-4	Vinyl acetate	11	U	11	0.27
75-01-4	Vinyl chloride	5.3	U	5.3	0.42
1330-20-7	Xylenes, Total	11	U	11	0.71

FORM I
GC/MS VOA ORGANICS ANALYSIS DATA SHEET

Lab Name: TestAmerica North Canton Job No.: 240-1112-1

SDG No.:

Client Sample ID: DR-SB-32-02 Lab Sample ID: 240-1112-13

Matrix: Solid Lab File ID: 149254.D

Analysis Method: 8260B Date Collected: 06/14/2011 01:54

Sample wt/vol: 5(g) Date Analyzed: 06/27/2011 17:18

Soil Aliquot Vol: Dilution Factor: 1

Soil Extract Vol.: GC Column: DB-624 ID: 0.18(mm)

% Moisture: 6.3 Level: (low/med) Low

Analysis Batch No.: 6180 Units: ug/Kg

CAS NO.	COMPOUND NAME	RESULT	Q	RL	MDL
98-06-6	tert-Butylbenzene	5.3	U	5.3	0.31
106-93-4	1,2-Dibromoethane	5.3	U	5.3	0.53

CAS NO.	SURROGATE	%REC	Q	LIMITS
2037-26-5	Toluene-d8 (Surr)	107		67-125
1868-53-7	Dibromofluoromethane (Surr)	84		37-132
460-00-4	4-Bromofluorobenzene (Surr)	109		52-136
17060-07-0	1,2-Dichloroethane-d4 (Surr)	105		58-123

FORM I
GC/MS VOA ORGANICS ANALYSIS DATA SHEET
TENTATIVELY IDENTIFIED COMPOUNDS

Lab Name: TestAmerica North Canton | Job No.: 240-1112-1

SDG No.:

Client Sample ID: DR-SB-32-02 | Lab Sample ID: 240-1112-13

Matrix: Solid | Lab File ID: 149254.D

Analysis Method: 8260B | Date Collected: 06/14/2011 01:54

Sample wt/vol: 5(g) | Date Analyzed: 06/27/2011 17:18

Soil Aliquot Vol: | Dilution Factor: 1

Soil Extract Vol.: | GC Column: DB-624 ID: 0.18(mm)

% Moisture: 6.3 | Level: (low/med) Low

Analysis Batch No.: 6180 | Units: ug/Kg

Number TICs Found: 1 | TIC Result Total: 16

CAS NO.	COMPOUND NAME	RT	RESULT	Q
	Tentatively Identified Compound		None	
79-20-9	Methyl acetate	3.79	16	

FORM I-TIC 8260B

FORM I
GC/MS VOA ORGANICS ANALYSIS DATA SHEET

Lab Name: TestAmerica North Canton Job No.: 240-1112-1

SDG No.:

Client Sample ID: DR-SB-32-12 Lab Sample ID: 240-1112-14

Matrix: Solid Lab File ID: 149255.D

Analysis Method: 8260B Date Collected: 06/14/2011 02:00

Sample wt/vol: 6.72(g) Date Analyzed: 06/27/2011 17:39

Soil Aliquot Vol: Dilution Factor: 1

Soil Extract Vol.: GC Column: DB-624 ID: 0.18(mm)

% Moisture: 13.2 Level: (low/med) Low

Analysis Batch No.: 6180 Units: ug/Kg

CAS NO.	COMPOUND NAME	RESULT	Q	RL	MDL
630-20-6	1,1,1,2-Tetrachloroethane	4.3	U	4.3	0.53
71-55-6	1,1,1-Trichloroethane	4.3	U	4.3	0.48
79-34-5	1,1,2,2-Tetrachloroethane	4.3	U	4.3	0.29
76-13-1	1,1,2-Trichloro-1,2,2-trichfluoroethane	4.3	U	4.3	1.1
75-34-3	1,1-Dichloroethane	4.3	U	4.3	0.31
75-35-4	1,1-Dichloroethene	4.3	U	4.3	0.45
563-58-6	1,1-Dichloropropene	4.3	U	4.3	0.26
87-61-6	1,2,3-Trichlorobenzene	4.3	U	4.3	0.33
96-18-4	1,2,3-Trichloropropane	4.3	U	4.3	0.77
526-73-8	1,2,3-Trimethylbenzene	4.3	U	4.3	0.15
120-82-1	1,2,4-Trichlorobenzene	4.3	U	4.3	0.23
95-63-6	1,2,4-Trimethylbenzene	4.3	U	4.3	0.56
96-12-8	1,2-Dibromo-3-Chloropropane	8.6	U	8.6	1.1
95-50-1	1,2-Dichlorobenzene	4.3	U	4.3	0.31
107-06-2	1,2-Dichloroethane	4.3	U	4.3	0.29
78-87-5	1,2-Dichloropropane	4.3	U	4.3	0.59
541-73-1	1,3-Dichlorobenzene	4.3	U	4.3	0.30
142-28-9	1,3-Dichloropropane	4.3	U	4.3	0.29
106-46-7	1,4-Dichlorobenzene	4.3	U	4.3	0.57
594-20-7	2,2-Dichloropropane	4.3	U	4.3	0.81
78-93-3	2-Butanone	17	U	17	1.2
110-75-8	2-Chloroethyl vinyl ether	43	U	43	1.2
95-49-8	2-Chlorotoluene	4.3	U	4.3	0.34
591-78-6	2-Hexanone	17	U	17	0.54
106-43-4	4-Chlorotoluene	4.3	U	4.3	0.35
99-87-6	p-Isopropyltoluene	4.3	U	4.3	0.18
108-10-1	4-Methyl-2-pentanone	17	U	17	0.46
67-64-1	Acetone	14	J	17	5.4
71-43-2	Benzene	4.3	U	4.3	0.20
108-86-1	Bromobenzene	4.3	U	4.3	0.28
75-25-2	Bromoform	4.3	U	4.3	0.28
74-83-9	Bromomethane	4.3	U	4.3	0.46
75-15-0	Carbon disulfide	4.3	U	4.3	0.38
56-23-5	Carbon tetrachloride	4.3	U	4.3	0.32
108-90-7	Chlorobenzene	4.3	U	4.3	0.28

FORM I
GC/MS VOA ORGANICS ANALYSIS DATA SHEET

Lab Name: TestAmerica North Canton Job No.: 240-1112-1

SDG No.:

Client Sample ID: DR-SB-32-12 Lab Sample ID: 240-1112-14

Matrix: Solid Lab File ID: 149255.D

Analysis Method: 8260B Date Collected: 06/14/2011 02:00

Sample wt/vol: 6.72(g) Date Analyzed: 06/27/2011 17:39

Soil Aliquot Vol: Dilution Factor: 1

Soil Extract Vol.: GC Column: DB-624 ID: 0.18(mm)

% Moisture: 13.2 Level: (low/med) Low

Analysis Batch No.: 6180 Units: ug/Kg

CAS NO.	COMPOUND NAME	RESULT	Q	RL	MDL
124-48-1	Dibromochloromethane	4.3	U	4.3	0.47
75-00-3	Chloroethane	4.3	U *	4.3	0.74
67-66-3	Chloroform	4.3	U	4.3	0.25
74-87-3	Chloromethane	4.3	U	4.3	0.35
156-59-2	cis-1,2-Dichloroethene	4.3	U	4.3	0.31
10061-01-5	cis-1,3-Dichloropropene	4.3	U	4.3	0.29
74-95-3	Dibromomethane	4.3	U	4.3	0.54
74-97-5	Bromochloromethane	4.3	U	4.3	0.61
75-71-8	Dichlorodifluoromethane	4.3	U	4.3	0.43
75-27-4	Bromodichloromethane	4.3	U	4.3	0.24
75-65-0	tert-Butyl alcohol	170	U	170	6.5
100-41-4	Ethylbenzene	4.3	U	4.3	0.22
87-68-3	Hexachlorobutadiene	4.3	U	4.3	1.0
108-20-3	Diisopropyl ether	8.6	U	8.6	1.3
98-82-8	Isopropylbenzene	4.3	U	4.3	0.14
1634-04-4	Methyl tert-butyl ether	17	U	17	0.37
75-09-2	Methylene Chloride	2.8	J B	4.3	0.57
179601-23-1	m-Xylene & p-Xylene	8.6	U	8.6	1.0
91-20-3	Naphthalene	4.3	U	4.3	0.16
104-51-8	n-Butylbenzene	4.3	U	4.3	0.20
103-65-1	n-Propylbenzene	4.3	U	4.3	0.34
95-47-6	o-Xylene	0.31	J	4.3	0.30
135-98-8	sec-Butylbenzene	4.3	U	4.3	0.15
100-42-5	Styrene	4.3	U	4.3	0.13
994-05-8	Tert-amyl-methyl ether (TAME)	4.3	U	4.3	0.32
637-92-3	Ethyl-t-butyl ether (ETBE)	4.3	U	4.3	0.19
127-18-4	Tetrachloroethene	4.3	U	4.3	0.45
108-88-3	Toluene	0.37	J	4.3	0.23
156-60-5	trans-1,2-Dichloroethene	4.3	U	4.3	0.35
10061-02-6	trans-1,3-Dichloropropene	4.3	U	4.3	0.46
79-01-6	Trichloroethene	4.3	U	4.3	0.36
75-69-4	Trichlorofluoromethane	4.3	U	4.3	0.29
108-05-4	Vinyl acetate	8.6	U	8.6	0.21
75-01-4	Vinyl chloride	4.3	U	4.3	0.33
1330-20-7	Xylenes, Total	8.6	U	8.6	0.57

FORM I
GC/MS VOA ORGANICS ANALYSIS DATA SHEET

Lab Name: TestAmerica North Canton | Job No.: 240-1112-1

SDG No.:

Client Sample ID: DR-SB-32-12 | Lab Sample ID: 240-1112-14

Matrix: Solid | Lab File ID: 149255.D

Analysis Method: 8260B | Date Collected: 06/14/2011 02:00

Sample wt/vol: 6.72(g) | Date Analyzed: 06/27/2011 17:39

Soil Aliquot Vol: | Dilution Factor: 1

Soil Extract Vol.: | GC Column: DB-624 ID: 0.18(mm)

% Moisture: 13.2 | Level: (low/med) Low

Analysis Batch No.: 6180 | Units: ug/Kg

CAS NO.	COMPOUND NAME	RESULT	Q	RL	MDL
98-06-6	tert-Butylbenzene	4.3	U	4.3	0.25
106-93-4	1,2-Dibromoethane	4.3	U	4.3	0.43

CAS NO.	SURROGATE	%REC	Q	LIMITS
2037-26-5	Toluene-d8 (Surr)	103		67-125
1868-53-7	Dibromofluoromethane (Surr)	85		37-132
460-00-4	4-Bromofluorobenzene (Surr)	94		52-136
17060-07-0	1,2-Dichloroethane-d4 (Surr)	106		58-123

FORM I
GC/MS VOA ORGANICS ANALYSIS DATA SHEET
TENTATIVELY IDENTIFIED COMPOUNDS

Lab Name: TestAmerica North Canton Job No.: 240-1112-1

SDG No.:

Client Sample ID: DR-SB-32-12 Lab Sample ID: 240-1112-14

Matrix: Solid Lab File ID: 149255.D

Analysis Method: 8260B Date Collected: 06/14/2011 02:00

Sample wt/vol: 6.72(g) Date Analyzed: 06/27/2011 17:39

Soil Aliquot Vol: Dilution Factor: 1

Soil Extract Vol.: GC Column: DB-624 ID: 0.18(mm)

% Moisture: 13.2 Level: (low/med) Low

Analysis Batch No.: 6180 Units: ug/Kg

Number TICs Found: 0 TIC Result Total: 0

CAS NO.	COMPOUND NAME	RT	RESULT	Q
Tentatively Identified Compound			None	

FORM I
GC/MS VOA ORGANICS ANALYSIS DATA SHEET

Lab Name: TestAmerica North Canton | Job No.: 240-1112-1

SDG No.:

Client Sample ID: DR-SB-33-02 | Lab Sample ID: 240-1112-15

Matrix: Solid | Lab File ID: 149256.D

Analysis Method: 8260B | Date Collected: 06/14/2011 01:14

Sample wt/vol: 6.14(g) | Date Analyzed: 06/27/2011 18:01

Soil Aliquot Vol: | Dilution Factor: 1

Soil Extract Vol.: | GC Column: DB-624 ID: 0.18(mm)

% Moisture: 13.1 | Level: (low/med) Low

Analysis Batch No.: 6180 | Units: ug/Kg

CAS NO.	COMPOUND NAME	RESULT	Q	RL	MDL
630-20-6	1,1,1,2-Tetrachloroethane	4.7	U	4.7	0.58
71-55-6	1,1,1-Trichloroethane	4.7	U	4.7	0.52
79-34-5	1,1,2,2-Tetrachloroethane	4.7	U	4.7	0.32
76-13-1	1,1,2-Trichloro-1,2,2-trichfluoroeth ane	4.7	U	4.7	1.2
75-34-3	1,1-Dichloroethane	4.7	U	4.7	0.34
75-35-4	1,1-Dichloroethene	4.7	U	4.7	0.49
563-58-6	1,1-Dichloropropene	4.7	U	4.7	0.28
87-61-6	1,2,3-Trichlorobenzene	4.7	U	4.7	0.36
96-18-4	1,2,3-Trichloropropane	4.7	U	4.7	0.84
526-73-8	1,2,3-Trimethylbenzene	4.7	U	4.7	0.16
120-82-1	1,2,4-Trichlorobenzene	4.7	U	4.7	0.25
95-63-6	1,2,4-Trimethylbenzene	4.7	U	4.7	0.61
96-12-8	1,2-Dibromo-3-Chloropropane	9.4	U	9.4	1.2
95-50-1	1,2-Dichlorobenzene	4.7	U	4.7	0.34
107-06-2	1,2-Dichloroethane	4.7	U	4.7	0.32
78-87-5	1,2-Dichloropropane	4.7	U	4.7	0.65
541-73-1	1,3-Dichlorobenzene	4.7	U	4.7	0.33
142-28-9	1,3-Dichloropropane	4.7	U	4.7	0.32
106-46-7	1,4-Dichlorobenzene	4.7	U	4.7	0.62
594-20-7	2,2-Dichloropropane	4.7	U	4.7	0.88
78-93-3	2-Butanone	4.0	J	19	1.3
110-75-8	2-Chloroethyl vinyl ether	47	U	47	1.3
95-49-8	2-Chlorotoluene	4.7	U	4.7	0.37
591-78-6	2-Hexanone	19	U	19	0.59
106-43-4	4-Chlorotoluene	4.7	U	4.7	0.38
99-87-6	p-Isopropyltoluene	4.7	U	4.7	0.20
108-10-1	4-Methyl-2-pentanone	19	U	19	0.51
67-64-1	Acetone	140		19	5.9
71-43-2	Benzene	4.7	U	4.7	0.22
108-86-1	Bromobenzene	4.7	U	4.7	0.31
75-25-2	Bromoform	4.7	U	4.7	0.31
74-83-9	Bromomethane	4.7	U	4.7	0.51
75-15-0	Carbon disulfide	1.9	J	4.7	0.41
56-23-5	Carbon tetrachloride	4.7	U	4.7	0.35
108-90-7	Chlorobenzene	4.7	U	4.7	0.31

FORM I
GC/MS VOA ORGANICS ANALYSIS DATA SHEET

Lab Name: TestAmerica North Canton | Job No.: 240-1112-1

SDG No.:

Client Sample ID: DR-SB-33-02 | Lab Sample ID: 240-1112-15

Matrix: Solid | Lab File ID: 149256.D

Analysis Method: 8260B | Date Collected: 06/14/2011 01:14

Sample wt/vol: 6.14(g) | Date Analyzed: 06/27/2011 18:01

Soil Aliquot Vol: | Dilution Factor: 1

Soil Extract Vol.: | GC Column: DB-624 ID: 0.18(mm)

% Moisture: 13.1 | Level: (low/med) Low

Analysis Batch No.: 6180 | Units: ug/Kg

CAS NO.	COMPOUND NAME	RESULT	Q	RL	MDL
124-48-1	Dibromochloromethane	4.7	U	4.7	0.52
75-00-3	Chloroethane	4.7	U *	4.7	0.81
67-66-3	Chloroform	4.7	U	4.7	0.27
74-87-3	Chloromethane	4.7	U	4.7	0.38
156-59-2	cis-1,2-Dichloroethene	4.7	U	4.7	0.34
10061-01-5	cis-1,3-Dichloropropene	4.7	U	4.7	0.32
74-95-3	Dibromomethane	4.7	U	4.7	0.59
74-97-5	Bromochloromethane	4.7	U	4.7	0.67
75-71-8	Dichlorodifluoromethane	4.7	U	4.7	0.47
75-27-4	Bromodichloromethane	4.7	U	4.7	0.26
75-65-0	tert-Butyl alcohol	190	U	190	7.1
100-41-4	Ethylbenzene	4.7	U	4.7	0.24
87-68-3	Hexachlorobutadiene	4.7	U	4.7	1.1
108-20-3	Diisopropyl ether	9.4	U	9.4	1.4
98-82-8	Isopropylbenzene	4.7	U	4.7	0.15
1634-04-4	Methyl tert-butyl ether	19	U	19	0.40
75-09-2	Methylene Chloride	3.7	J B	4.7	0.63
179601-23-1	m-Xylene & p-Xylene	9.4	U	9.4	1.1
91-20-3	Naphthalene	4.7	U	4.7	0.18
104-51-8	n-Butylbenzene	4.7	U	4.7	0.22
103-65-1	n-Propylbenzene	4.7	U	4.7	0.37
95-47-6	o-Xylene	0.70	J	4.7	0.33
135-98-8	sec-Butylbenzene	4.7	U	4.7	0.17
100-42-5	Styrene	4.7	U	4.7	0.14
994-05-8	Tert-amyl-methyl ether (TAME)	4.7	U	4.7	0.35
637-92-3	Ethyl-t-butyl ether (ETBE)	4.7	U	4.7	0.21
127-18-4	Tetrachloroethene	4.7	U	4.7	0.49
108-88-3	Toluene	0.53	J	4.7	0.25
156-60-5	trans-1,2-Dichloroethene	4.7	U	4.7	0.38
10061-02-6	trans-1,3-Dichloropropene	4.7	U	4.7	0.51
79-01-6	Trichloroethene	4.7	U	4.7	0.39
75-69-4	Trichlorofluoromethane	4.7	U	4.7	0.32
108-05-4	Vinyl acetate	9.4	U	9.4	0.23
75-01-4	Vinyl chloride	4.7	U	4.7	0.37
1330-20-7	Xylenes, Total	0.70	J	9.4	0.63

FORM I
GC/MS VOA ORGANICS ANALYSIS DATA SHEET

Lab Name: TestAmerica North Canton | Job No.: 240-1112-1

SDG No.:

Client Sample ID: DR-SB-33-02 | Lab Sample ID: 240-1112-15

Matrix: Solid | Lab File ID: 149256.D

Analysis Method: 8260B | Date Collected: 06/14/2011 01:14

Sample wt/vol: 6.14(g) | Date Analyzed: 06/27/2011 18:01

Soil Aliquot Vol: | Dilution Factor: 1

Soil Extract Vol.: | GC Column: DB-624 ID: 0.18(mm)

% Moisture: 13.1 | Level: (low/med) Low

Analysis Batch No.: 6180 | Units: ug/Kg

CAS NO.	COMPOUND NAME	RESULT	Q	RL	MDL
98-06-6	tert-Butylbenzene	4.7	U	4.7	0.27
106-93-4	1,2-Dibromoethane	4.7	U	4.7	0.47

CAS NO.	SURROGATE	%REC	Q	LIMITS
2037-26-5	Toluene-d8 (Surr)	109		67-125
1868-53-7	Dibromofluoromethane (Surr)	86		37-132
460-00-4	4-Bromofluorobenzene (Surr)	104		52-136
17060-07-0	1,2-Dichloroethane-d4 (Surr)	104		58-123

FORM I
GC/MS VOA ORGANICS ANALYSIS DATA SHEET
TENTATIVELY IDENTIFIED COMPOUNDS

Lab Name: TestAmerica North Canton Job No.: 240-1112-1

SDG No.:

Client Sample ID: DR-SB-33-02 Lab Sample ID: 240-1112-15

Matrix: Solid Lab File ID: 149256.D

Analysis Method: 8260B Date Collected: 06/14/2011 01:14

Sample wt/vol: 6.14(g) Date Analyzed: 06/27/2011 18:01

Soil Aliquot Vol: Dilution Factor: 1

Soil Extract Vol.: GC Column: DB-624 ID: 0.18(mm)

% Moisture: 13.1 Level: (low/med) Low

Analysis Batch No.: 6180 Units: ug/Kg

Number TICs Found: 4 TIC Result Total: 15.8

CAS NO.	COMPOUND NAME	RT	RESULT	Q
79-20-9	Methyl acetate	3.78	7.3	J
110-54-3	Hexane	4.74	1.1	J
141-78-6	Ethyl acetate	5.73	2.3	J
1534-27-6	3-Dodecanone	14.69	5.1	T J N

FORM I
GC/MS VOA ORGANICS ANALYSIS DATA SHEET

Lab Name: TestAmerica North Canton | Job No.: 240-1112-1

SDG No.:

Client Sample ID: DR-SB-33-12 | Lab Sample ID: 240-1112-16

Matrix: Solid | Lab File ID: 149257.D

Analysis Method: 8260B | Date Collected: 06/14/2011 01:18

Sample wt/vol: 6.33(g) | Date Analyzed: 06/27/2011 18:22

Soil Aliquot Vol: | Dilution Factor: 1

Soil Extract Vol.: | GC Column: DB-624 ID: 0.18(mm)

% Moisture: 20.4 | Level: (low/med) Low

Analysis Batch No.: 6180 | Units: ug/Kg

CAS NO.	COMPOUND NAME	RESULT	Q	RL	MDL
630-20-6	1,1,1,2-Tetrachloroethane	5.0	U	5.0	0.62
71-55-6	1,1,1-Trichloroethane	5.0	U	5.0	0.56
79-34-5	1,1,2,2-Tetrachloroethane	5.0	U	5.0	0.34
76-13-1	1,1,2-Trichloro-1,2,2-trichfluoroeth ane	5.0	U	5.0	1.3
75-34-3	1,1-Dichloroethane	5.0	U	5.0	0.36
75-35-4	1,1-Dichloroethene	5.0	U	5.0	0.52
563-58-6	1,1-Dichloropropene	5.0	U	5.0	0.30
87-61-6	1,2,3-Trichlorobenzene	5.0	U	5.0	0.38
96-18-4	1,2,3-Trichloropropane	5.0	U	5.0	0.89
526-73-8	1,2,3-Trimethylbenzene	5.0	U	5.0	0.17
120-82-1	1,2,4-Trichlorobenzene	5.0	U	5.0	0.27
95-63-6	1,2,4-Trimethylbenzene	5.0	U	5.0	0.65
96-12-8	1,2-Dibromo-3-Chloropropane	9.9	U	9.9	1.3
95-50-1	1,2-Dichlorobenzene	5.0	U	5.0	0.36
107-06-2	1,2-Dichloroethane	5.0	U	5.0	0.34
78-87-5	1,2-Dichloropropane	5.0	U	5.0	0.69
541-73-1	1,3-Dichlorobenzene	5.0	U	5.0	0.35
142-28-9	1,3-Dichloropropane	5.0	U	5.0	0.34
106-46-7	1,4-Dichlorobenzene	5.0	U	5.0	0.66
594-20-7	2,2-Dichloropropane	5.0	U	5.0	0.93
78-93-3	2-Butanone	16	J	20	1.4
110-75-8	2-Chloroethyl vinyl ether	50	U	50	1.4
95-49-8	2-Chlorotoluene	5.0	U	5.0	0.40
591-78-6	2-Hexanone	20	U	20	0.63
106-43-4	4-Chlorotoluene	5.0	U	5.0	0.41
99-87-6	p-Isopropyltoluene	5.0	U	5.0	0.21
108-10-1	4-Methyl-2-pentanone	20	U	20	0.54
67-64-1	Acetone	170		20	6.3
71-43-2	Benzene	5.0	U	5.0	0.23
108-86-1	Bromobenzene	5.0	U	5.0	0.33
75-25-2	Bromoform	5.0	U	5.0	0.33
74-83-9	Bromomethane	5.0	U	5.0	0.54
75-15-0	Carbon disulfide	4.0	J	5.0	0.44
56-23-5	Carbon tetrachloride	5.0	U	5.0	0.37
108-90-7	Chlorobenzene	5.0	U	5.0	0.33

FORM I
GC/MS VOA ORGANICS ANALYSIS DATA SHEET

Lab Name: TestAmerica North Canton | Job No.: 240-1112-1

SDG No.:

Client Sample ID: DR-SB-33-12 | Lab Sample ID: 240-1112-16

Matrix: Solid | Lab File ID: 149257.D

Analysis Method: 8260B | Date Collected: 06/14/2011 01:18

Sample wt/vol: 6.33(g) | Date Analyzed: 06/27/2011 18:22

Soil Aliquot Vol: | Dilution Factor: 1

Soil Extract Vol.: | GC Column: DB-624 ID: 0.18(mm)

% Moisture: 20.4 | Level: (low/med) Low

Analysis Batch No.: 6180 | Units: ug/Kg

CAS NO.	COMPOUND NAME	RESULT	Q	RL	MDL
124-48-1	Dibromochloromethane	5.0	U	5.0	0.55
75-00-3	Chloroethane	5.0	U *	5.0	0.85
67-66-3	Chloroform	5.0	U	5.0	0.29
74-87-3	Chloromethane	5.0	U	5.0	0.41
156-59-2	cis-1,2-Dichloroethene	5.0	U	5.0	0.36
10061-01-5	cis-1,3-Dichloropropene	5.0	U	5.0	0.34
74-95-3	Dibromomethane	5.0	U	5.0	0.63
74-97-5	Bromochloromethane	5.0	U	5.0	0.70
75-71-8	Dichlorodifluoromethane	5.0	U	5.0	0.50
75-27-4	Bromodichloromethane	5.0	U	5.0	0.28
75-65-0	tert-Butyl alcohol	200	U	200	7.5
100-41-4	Ethylbenzene	5.0	U	5.0	0.26
87-68-3	Hexachlorobutadiene	5.0	U	5.0	1.2
108-20-3	Diisopropyl ether	9.9	U	9.9	1.5
98-82-8	Isopropylbenzene	5.0	U	5.0	0.16
1634-04-4	Methyl tert-butyl ether	20	U	20	0.43
75-09-2	Methylene Chloride	3.9	J B	5.0	0.67
179601-23-1	m-Xylene & p-Xylene	9.9	U	9.9	1.2
91-20-3	Naphthalene	5.0	U	5.0	0.19
104-51-8	n-Butylbenzene	5.0	U	5.0	0.23
103-65-1	n-Propylbenzene	5.0	U	5.0	0.40
95-47-6	o-Xylene	5.0	U	5.0	0.35
135-98-8	sec-Butylbenzene	5.0	U	5.0	0.18
100-42-5	Styrene	5.0	U	5.0	0.15
994-05-8	Tert-amyl-methyl ether (TAME)	5.0	U	5.0	0.37
637-92-3	Ethyl-t-butyl ether (ETBE)	5.0	U	5.0	0.22
127-18-4	Tetrachloroethene	5.0	U	5.0	0.52
108-88-3	Toluene	0.58	J	5.0	0.27
156-60-5	trans-1,2-Dichloroethene	5.0	U	5.0	0.41
10061-02-6	trans-1,3-Dichloropropene	5.0	U	5.0	0.54
79-01-6	Trichloroethene	5.0	U	5.0	0.42
75-69-4	Trichlorofluoromethane	5.0	U	5.0	0.34
108-05-4	Vinyl acetate	9.9	U	9.9	0.25
75-01-4	Vinyl chloride	5.0	U	5.0	0.39
1330-20-7	Xylenes, Total	9.9	U	9.9	0.67

FORM I
GC/MS VOA ORGANICS ANALYSIS DATA SHEET

Lab Name: TestAmerica North Canton Job No.: 240-1112-1

SDG No.:

Client Sample ID: DR-SB-33-12 Lab Sample ID: 240-1112-16

Matrix: Solid Lab File ID: 149257.D

Analysis Method: 8260B Date Collected: 06/14/2011 01:18

Sample wt/vol: 6.33(g) Date Analyzed: 06/27/2011 18:22

Soil Aliquot Vol: Dilution Factor: 1

Soil Extract Vol.: GC Column: DB-624 ID: 0.18(mm)

% Moisture: 20.4 Level: (low/med) Low

Analysis Batch No.: 6180 Units: ug/Kg

CAS NO.	COMPOUND NAME	RESULT	Q	RL	MDL
98-06-6	tert-Butylbenzene	5.0	U	5.0	0.29
106-93-4	1,2-Dibromoethane	5.0	U	5.0	0.50

CAS NO.	SURROGATE	%REC	Q	LIMITS
2037-26-5	Toluene-d8 (Surr)	107		67-125
1868-53-7	Dibromofluoromethane (Surr)	88		37-132
460-00-4	4-Bromofluorobenzene (Surr)	103		52-136
17060-07-0	1,2-Dichloroethane-d4 (Surr)	109		58-123

FORM I
GC/MS VOA ORGANICS ANALYSIS DATA SHEET
TENTATIVELY IDENTIFIED COMPOUNDS

Lab Name: TestAmerica North Canton Job No.: 240-1112-1

SDG No.:

Client Sample ID: DR-SB-33-12 Lab Sample ID: 240-1112-16

Matrix: Solid Lab File ID: 149257.D

Analysis Method: 8260B Date Collected: 06/14/2011 01:18

Sample wt/vol: 6.33(g) Date Analyzed: 06/27/2011 18:22

Soil Aliquot Vol: Dilution Factor: 1

Soil Extract Vol.: GC Column: DB-624 ID: 0.18(mm)

% Moisture: 20.4 Level: (low/med) Low

Analysis Batch No.: 6180 Units: ug/Kg

Number TICs Found: 3 TIC Result Total: 15.5

CAS NO.	COMPOUND NAME	RT	RESULT	Q
	Tentatively Identified Compound		None	
79-20-9	Methyl acetate	3.78	2.1	J
141-78-6	Ethyl acetate	5.71	9.1	J
79-46-9	2-Nitropropane	8.02	4.3	J

FORM I
GC/MS VOA ORGANICS ANALYSIS DATA SHEET

Lab Name: TestAmerica North Canton | Job No.: 240-1112-1

SDG No.:

Client Sample ID: DR-SB-34-02 | Lab Sample ID: 240-1112-17

Matrix: Solid | Lab File ID: 149258.D

Analysis Method: 8260B | Date Collected: 06/14/2011 01:32

Sample wt/vol: 6.13(g) | Date Analyzed: 06/27/2011 18:43

Soil Aliquot Vol: | Dilution Factor: 1

Soil Extract Vol.: | GC Column: DB-624 ID: 0.18(mm)

% Moisture: 9.6 | Level: (low/med) Low

Analysis Batch No.: 6180 | Units: ug/Kg

CAS NO.	COMPOUND NAME	RESULT	Q	RL	MDL
630-20-6	1,1,1,2-Tetrachloroethane	4.5	U	4.5	0.56
71-55-6	1,1,1-Trichloroethane	4.5	U	4.5	0.51
79-34-5	1,1,2,2-Tetrachloroethane	4.5	U	4.5	0.31
76-13-1	1,1,2-Trichloro-1,2,2-trichfluoroeth ane	4.5	U	4.5	1.2
75-34-3	1,1-Dichloroethane	4.5	U	4.5	0.32
75-35-4	1,1-Dichloroethene	4.5	U	4.5	0.47
563-58-6	1,1-Dichloropropene	4.5	U	4.5	0.27
87-61-6	1,2,3-Trichlorobenzene	4.5	U	4.5	0.34
96-18-4	1,2,3-Trichloropropane	4.5	U	4.5	0.81
526-73-8	1,2,3-Trimethylbenzene	4.5	U	4.5	0.15
120-82-1	1,2,4-Trichlorobenzene	4.5	U	4.5	0.24
95-63-6	1,2,4-Trimethylbenzene	4.5	U	4.5	0.59
96-12-8	1,2-Dibromo-3-Chloropropane	9.0	U	9.0	1.2
95-50-1	1,2-Dichlorobenzene	4.5	U	4.5	0.32
107-06-2	1,2-Dichloroethane	4.5	U	4.5	0.31
78-87-5	1,2-Dichloropropane	4.5	U	4.5	0.62
541-73-1	1,3-Dichlorobenzene	4.5	U	4.5	0.32
142-28-9	1,3-Dichloropropane	4.5	U	4.5	0.31
106-46-7	1,4-Dichlorobenzene	4.5	U	4.5	0.60
594-20-7	2,2-Dichloropropane	4.5	U	4.5	0.85
78-93-3	2-Butanone	18	U	18	1.3
110-75-8	2-Chloroethyl vinyl ether	45	U	45	1.3
95-49-8	2-Chlorotoluene	4.5	U	4.5	0.36
591-78-6	2-Hexanone	18	U	18	0.57
106-43-4	4-Chlorotoluene	4.5	U	4.5	0.37
99-87-6	p-Isopropyltoluene	4.5	U	4.5	0.19
108-10-1	4-Methyl-2-pentanone	18	U	18	0.49
67-64-1	Acetone	18	U	18	5.7
71-43-2	Benzene	4.5	U	4.5	0.21
108-86-1	Bromobenzene	4.5	U	4.5	0.30
75-25-2	Bromoform	4.5	U	4.5	0.30
74-83-9	Bromomethane	4.5	U	4.5	0.49
75-15-0	Carbon disulfide	4.5	U	4.5	0.40
56-23-5	Carbon tetrachloride	4.5	U	4.5	0.33
108-90-7	Chlorobenzene	4.5	U	4.5	0.30

FORM I
GC/MS VOA ORGANICS ANALYSIS DATA SHEET

Lab Name: TestAmerica North Canton | Job No.: 240-1112-1

SDG No.:

Client Sample ID: DR-SB-34-02 | Lab Sample ID: 240-1112-17

Matrix: Solid | Lab File ID: 149258.D

Analysis Method: 8260B | Date Collected: 06/14/2011 01:32

Sample wt/vol: 6.13(g) | Date Analyzed: 06/27/2011 18:43

Soil Aliquot Vol: | Dilution Factor: 1

Soil Extract Vol.: | GC Column: DB-624 ID: 0.18(mm)

% Moisture: 9.6 | Level: (low/med) Low

Analysis Batch No.: 6180 | Units: ug/Kg

CAS NO.	COMPOUND NAME	RESULT	Q	RL	MDL
124-48-1	Dibromochloromethane	4.5	U	4.5	0.50
75-00-3	Chloroethane	4.5	U *	4.5	0.78
67-66-3	Chloroform	4.5	U	4.5	0.26
74-87-3	Chloromethane	4.5	U	4.5	0.37
156-59-2	cis-1,2-Dichloroethene	4.5	U	4.5	0.32
10061-01-5	cis-1,3-Dichloropropene	4.5	U	4.5	0.31
74-95-3	Dibromomethane	4.5	U	4.5	0.57
74-97-5	Bromochloromethane	4.5	U	4.5	0.64
75-71-8	Dichlorodifluoromethane	4.5	U	4.5	0.45
75-27-4	Bromodichloromethane	4.5	U	4.5	0.25
75-65-0	tert-Butyl alcohol	180	U	180	6.9
100-41-4	Ethylbenzene	4.5	U	4.5	0.23
87-68-3	Hexachlorobutadiene	4.5	U	4.5	1.1
108-20-3	Diisopropyl ether	9.0	U	9.0	1.4
98-82-8	Isopropylbenzene	4.5	U	4.5	0.14
1634-04-4	Methyl tert-butyl ether	18	U	18	0.39
75-09-2	Methylene Chloride	2.7	J B	4.5	0.60
179601-23-1	m-Xylene & p-Xylene	9.0	U	9.0	1.1
91-20-3	Naphthalene	4.5	U	4.5	0.17
104-51-8	n-Butylbenzene	4.5	U	4.5	0.21
103-65-1	n-Propylbenzene	4.5	U	4.5	0.36
95-47-6	o-Xylene	4.5	U	4.5	0.32
135-98-8	sec-Butylbenzene	4.5	U	4.5	0.16
100-42-5	Styrene	4.5	U	4.5	0.14
994-05-8	Tert-amyl-methyl ether (TAME)	4.5	U	4.5	0.33
637-92-3	Ethyl-t-butyl ether (ETBE)	4.5	U	4.5	0.20
127-18-4	Tetrachloroethene	4.5	U	4.5	0.47
108-88-3	Toluene	0.30	J	4.5	0.24
156-60-5	trans-1,2-Dichloroethene	4.5	U	4.5	0.37
10061-02-6	trans-1,3-Dichloropropene	4.5	U	4.5	0.49
79-01-6	Trichloroethene	4.5	U	4.5	0.38
75-69-4	Trichlorofluoromethane	4.5	U	4.5	0.31
108-05-4	Vinyl acetate	9.0	U	9.0	0.23
75-01-4	Vinyl chloride	4.5	U	4.5	0.35
1330-20-7	Xylenes, Total	9.0	U	9.0	0.60

FORM I
GC/MS VOA ORGANICS ANALYSIS DATA SHEET

Lab Name: TestAmerica North Canton | Job No.: 240-1112-1

SDG No.:

Client Sample ID: DR-SB-34-02 | Lab Sample ID: 240-1112-17

Matrix: Solid | Lab File ID: 149258.D

Analysis Method: 8260B | Date Collected: 06/14/2011 01:32

Sample wt/vol: 6.13(g) | Date Analyzed: 06/27/2011 18:43

Soil Aliquot Vol: | Dilution Factor: 1

Soil Extract Vol.: | GC Column: DB-624 ID: 0.18(mm)

% Moisture: 9.6 | Level: (low/med) Low

Analysis Batch No.: 6180 | Units: ug/Kg

CAS NO.	COMPOUND NAME	RESULT	Q	RL	MDL
98-06-6	tert-Butylbenzene	4.5	U	4.5	0.26
106-93-4	1,2-Dibromoethane	4.5	U	4.5	0.45

CAS NO.	SURROGATE	%REC	Q	LIMITS
2037-26-5	Toluene-d8 (Surr)	104		67-125
1868-53-7	Dibromofluoromethane (Surr)	88		37-132
460-00-4	4-Bromofluorobenzene (Surr)	95		52-136
17060-07-0	1,2-Dichloroethane-d4 (Surr)	111		58-123

FORM I
GC/MS VOA ORGANICS ANALYSIS DATA SHEET
TENTATIVELY IDENTIFIED COMPOUNDS

Lab Name: TestAmerica North Canton Job No.: 240-1112-1

SDG No.:

Client Sample ID: DR-SB-34-02 Lab Sample ID: 240-1112-17

Matrix: Solid Lab File ID: 149258.D

Analysis Method: 8260B Date Collected: 06/14/2011 01:32

Sample wt/vol: 6.13(g) Date Analyzed: 06/27/2011 18:43

Soil Aliquot Vol: Dilution Factor: 1

Soil Extract Vol.: GC Column: DB-624 ID: 0.18(mm)

% Moisture: 9.6 Level: (low/med) Low

Analysis Batch No.: 6180 Units: ug/Kg

Number TICs Found: 1 TIC Result Total: 8.1

CAS NO.	COMPOUND NAME	RT	RESULT	Q
	Tentatively Identified Compound		None	
79-20-9	Methyl acetate	3.78	8.1	J

FORM I-TIC 8260B

FORM I
GC/MS VOA ORGANICS ANALYSIS DATA SHEET

Lab Name: TestAmerica North Canton | Job No.: 240-1112-1

SDG No.:

Client Sample ID: DR-SB-34-08 | Lab Sample ID: 240-1112-18

Matrix: Solid | Lab File ID: 149259.D

Analysis Method: 8260B | Date Collected: 06/14/2011 01:40

Sample wt/vol: 7.39(g) | Date Analyzed: 06/27/2011 19:05

Soil Aliquot Vol: | Dilution Factor: 1

Soil Extract Vol.: | GC Column: DB-624 ID: 0.18(mm)

% Moisture: 13.3 | Level: (low/med) Low

Analysis Batch No.: 6180 | Units: ug/Kg

CAS NO.	COMPOUND NAME	RESULT	Q	RL	MDL
630-20-6	1,1,1,2-Tetrachloroethane	3.9	U	3.9	0.48
71-55-6	1,1,1-Trichloroethane	3.9	U	3.9	0.44
79-34-5	1,1,2,2-Tetrachloroethane	3.9	U	3.9	0.27
76-13-1	1,1,2-Trichloro-1,2,2-trichfluoroethane	3.9	U	3.9	1.0
75-34-3	1,1-Dichloroethane	3.9	U	3.9	0.28
75-35-4	1,1-Dichloroethene	3.9	U	3.9	0.41
563-58-6	1,1-Dichloropropene	3.9	U	3.9	0.23
87-61-6	1,2,3-Trichlorobenzene	3.9	U	3.9	0.30
96-18-4	1,2,3-Trichloropropane	3.9	U	3.9	0.70
526-73-8	1,2,3-Trimethylbenzene	3.9	U	3.9	0.13
120-82-1	1,2,4-Trichlorobenzene	3.9	U	3.9	0.21
95-63-6	1,2,4-Trimethylbenzene	3.9	U	3.9	0.51
96-12-8	1,2-Dibromo-3-Chloropropane	7.8	U	7.8	1.0
95-50-1	1,2-Dichlorobenzene	3.9	U	3.9	0.28
107-06-2	1,2-Dichloroethane	3.9	U	3.9	0.27
78-87-5	1,2-Dichloropropane	3.9	U	3.9	0.54
541-73-1	1,3-Dichlorobenzene	3.9	U	3.9	0.27
142-28-9	1,3-Dichloropropane	3.9	U	3.9	0.27
106-46-7	1,4-Dichlorobenzene	3.9	U	3.9	0.52
594-20-7	2,2-Dichloropropane	3.9	U	3.9	0.73
78-93-3	2-Butanone	16	U	16	1.1
110-75-8	2-Chloroethyl vinyl ether	39	U	39	1.1
95-49-8	2-Chlorotoluene	3.9	U	3.9	0.31
591-78-6	2-Hexanone	16	U	16	0.49
106-43-4	4-Chlorotoluene	3.9	U	3.9	0.32
99-87-6	p-Isopropyltoluene	3.9	U	3.9	0.16
108-10-1	4-Methyl-2-pentanone	16	U	16	0.42
67-64-1	Acetone	51		16	4.9
71-43-2	Benzene	3.9	U	3.9	0.18
108-86-1	Bromobenzene	3.9	U	3.9	0.26
75-25-2	Bromoform	3.9	U	3.9	0.26
74-83-9	Bromomethane	3.9	U	3.9	0.42
75-15-0	Carbon disulfide	3.9	U	3.9	0.34
56-23-5	Carbon tetrachloride	3.9	U	3.9	0.29
108-90-7	Chlorobenzene	3.9	U	3.9	0.26

FORM I
GC/MS VOA ORGANICS ANALYSIS DATA SHEET

Lab Name: TestAmerica North Canton | Job No.: 240-1112-1

SDG No.:

Client Sample ID: DR-SB-34-08 | Lab Sample ID: 240-1112-18

Matrix: Solid | Lab File ID: 149259.D

Analysis Method: 8260B | Date Collected: 06/14/2011 01:40

Sample wt/vol: 7.39(g) | Date Analyzed: 06/27/2011 19:05

Soil Aliquot Vol: | Dilution Factor: 1

Soil Extract Vol.: | GC Column: DB-624 ID: 0.18(mm)

% Moisture: 13.3 | Level: (low/med) Low

Analysis Batch No.: 6180 | Units: ug/Kg

CAS NO.	COMPOUND NAME	RESULT	Q	RL	MDL
124-48-1	Dibromochloromethane	3.9	U	3.9	0.43
75-00-3	Chloroethane	3.9	U *	3.9	0.67
67-66-3	Chloroform	3.9	U	3.9	0.23
74-87-3	Chloromethane	3.9	U	3.9	0.32
156-59-2	cis-1,2-Dichloroethene	3.9	U	3.9	0.28
10061-01-5	cis-1,3-Dichloropropene	3.9	U	3.9	0.27
74-95-3	Dibromomethane	3.9	U	3.9	0.49
74-97-5	Bromochloromethane	3.9	U	3.9	0.55
75-71-8	Dichlorodifluoromethane	3.9	U	3.9	0.39
75-27-4	Bromodichloromethane	3.9	U	3.9	0.22
75-65-0	tert-Butyl alcohol	160	U	160	5.9
100-41-4	Ethylbenzene	3.9	U	3.9	0.20
87-68-3	Hexachlorobutadiene	3.9	U	3.9	0.94
108-20-3	Diisopropyl ether	7.8	U	7.8	1.2
98-82-8	Isopropylbenzene	3.9	U	3.9	0.12
1634-04-4	Methyl tert-butyl ether	16	U	16	0.34
75-09-2	Methylene Chloride	3.5	J B	3.9	0.52
179601-23-1	m-Xylene & p-Xylene	7.8	U	7.8	0.94
91-20-3	Naphthalene	3.9	U	3.9	0.15
104-51-8	n-Butylbenzene	3.9	U	3.9	0.18
103-65-1	n-Propylbenzene	3.9	U	3.9	0.31
95-47-6	o-Xylene	3.9	U	3.9	0.27
135-98-8	sec-Butylbenzene	3.9	U	3.9	0.14
100-42-5	Styrene	3.9	U	3.9	0.12
994-05-8	Tert-amyl-methyl ether (TAME)	3.9	U	3.9	0.29
637-92-3	Ethyl-t-butyl ether (ETBE)	3.9	U	3.9	0.17
127-18-4	Tetrachloroethene	3.9	U	3.9	0.41
108-88-3	Toluene	0.25	J	3.9	0.21
156-60-5	trans-1,2-Dichloroethene	3.9	U	3.9	0.32
10061-02-6	trans-1,3-Dichloropropene	3.9	U	3.9	0.42
79-01-6	Trichloroethene	3.9	U	3.9	0.33
75-69-4	Trichlorofluoromethane	3.9	U	3.9	0.27
108-05-4	Vinyl acetate	7.8	U	7.8	0.20
75-01-4	Vinyl chloride	3.9	U	3.9	0.30
1330-20-7	Xylenes, Total	7.8	U	7.8	0.52

FORM I
GC/MS VOA ORGANICS ANALYSIS DATA SHEET

Lab Name: TestAmerica North Canton Job No.: 240-1112-1

SDG No.:

Client Sample ID: DR-SB-34-08 Lab Sample ID: 240-1112-18

Matrix: Solid Lab File ID: 149259.D

Analysis Method: 8260B Date Collected: 06/14/2011 01:40

Sample wt/vol: 7.39(g) Date Analyzed: 06/27/2011 19:05

Soil Aliquot Vol: Dilution Factor: 1

Soil Extract Vol.: GC Column: DB-624 ID: 0.18(mm)

% Moisture: 13.3 Level: (low/med) Low

Analysis Batch No.: 6180 Units: ug/Kg

CAS NO.	COMPOUND NAME	RESULT	Q	RL	MDL
98-06-6	tert-Butylbenzene	3.9	U	3.9	0.23
106-93-4	1,2-Dibromoethane	3.9	U	3.9	0.39

CAS NO.	SURROGATE	%REC	Q	LIMITS
2037-26-5	Toluene-d8 (Surr)	101		67-125
1868-53-7	Dibromofluoromethane (Surr)	85		37-132
460-00-4	4-Bromofluorobenzene (Surr)	96		52-136
17060-07-0	1,2-Dichloroethane-d4 (Surr)	99		58-123

FORM I
GC/MS VOA ORGANICS ANALYSIS DATA SHEET
TENTATIVELY IDENTIFIED COMPOUNDS

Lab Name: TestAmerica North Canton | Job No.: 240-1112-1

SDG No.:

Client Sample ID: DR-SB-34-08 | Lab Sample ID: 240-1112-18

Matrix: Solid | Lab File ID: 149259.D

Analysis Method: 8260B | Date Collected: 06/14/2011 01:40

Sample wt/vol: 7.39(g) | Date Analyzed: 06/27/2011 19:05

Soil Aliquot Vol: | Dilution Factor: 1

Soil Extract Vol.: | GC Column: DB-624 ID: 0.18(mm)

% Moisture: 13.3 | Level: (low/med) Low

Analysis Batch No.: 6180 | Units: ug/Kg

Number TICs Found: 0 | TIC Result Total: 0

CAS NO.	COMPOUND NAME	RT	RESULT	Q
	Tentatively Identified Compound		None	

FORM I
GC/MS VOA ORGANICS ANALYSIS DATA SHEET

Lab Name: TestAmerica North Canton | Job No.: 240-1112-1

SDG No.:

Client Sample ID: DR-SB-35-02 | Lab Sample ID: 240-1112-19

Matrix: Solid | Lab File ID: 149260.D

Analysis Method: 8260B | Date Collected: 06/14/2011 02:00

Sample wt/vol: 6.54(g) | Date Analyzed: 06/27/2011 19:26

Soil Aliquot Vol: | Dilution Factor: 1

Soil Extract Vol.: | GC Column: DB-624 ID: 0.18(mm)

% Moisture: 11.3 | Level: (low/med) Low

Analysis Batch No.: 6180 | Units: ug/Kg

CAS NO.	COMPOUND NAME	RESULT	Q	RL	MDL
630-20-6	1,1,1,2-Tetrachloroethane	4.3	U	4.3	0.53
71-55-6	1,1,1-Trichloroethane	4.3	U	4.3	0.48
79-34-5	1,1,2,2-Tetrachloroethane	4.3	U	4.3	0.29
76-13-1	1,1,2-Trichloro-1,2,2-trichfluoroethane	4.3	U	4.3	1.1
75-34-3	1,1-Dichloroethane	4.3	U	4.3	0.31
75-35-4	1,1-Dichloroethene	4.3	U	4.3	0.45
563-58-6	1,1-Dichloropropene	4.3	U	4.3	0.26
87-61-6	1,2,3-Trichlorobenzene	4.3	U	4.3	0.33
96-18-4	1,2,3-Trichloropropane	4.3	U	4.3	0.78
526-73-8	1,2,3-Trimethylbenzene	4.3	U	4.3	0.15
120-82-1	1,2,4-Trichlorobenzene	4.3	U	4.3	0.23
95-63-6	1,2,4-Trimethylbenzene	4.3	U	4.3	0.56
96-12-8	1,2-Dibromo-3-Chloropropane	8.6	U	8.6	1.1
95-50-1	1,2-Dichlorobenzene	4.3	U	4.3	0.31
107-06-2	1,2-Dichloroethane	4.3	U	4.3	0.29
78-87-5	1,2-Dichloropropane	4.3	U	4.3	0.59
541-73-1	1,3-Dichlorobenzene	4.3	U	4.3	0.30
142-28-9	1,3-Dichloropropane	4.3	U	4.3	0.29
106-46-7	1,4-Dichlorobenzene	4.3	U	4.3	0.57
594-20-7	2,2-Dichloropropane	4.3	U	4.3	0.81
78-93-3	2-Butanone	17	U	17	1.2
110-75-8	2-Chloroethyl vinyl ether	43	U	43	1.2
95-49-8	2-Chlorotoluene	4.3	U	4.3	0.34
591-78-6	2-Hexanone	17	U	17	0.54
106-43-4	4-Chlorotoluene	4.3	U	4.3	0.35
99-87-6	p-Isopropyltoluene	4.3	U	4.3	0.18
108-10-1	4-Methyl-2-pentanone	17	U	17	0.47
67-64-1	Acetone	11	J	17	5.4
71-43-2	Benzene	4.3	U	4.3	0.20
108-86-1	Bromobenzene	4.3	U	4.3	0.28
75-25-2	Bromoform	4.3	U	4.3	0.28
74-83-9	Bromomethane	4.3	U	4.3	0.47
75-15-0	Carbon disulfide	4.3	U	4.3	0.38
56-23-5	Carbon tetrachloride	4.3	U	4.3	0.32
108-90-7	Chlorobenzene	4.3	U	4.3	0.28

FORM I
GC/MS VOA ORGANICS ANALYSIS DATA SHEET

Lab Name: TestAmerica North Canton | Job No.: 240-1112-1

SDG No.:

Client Sample ID: DR-SB-35-02 | Lab Sample ID: 240-1112-19

Matrix: Solid | Lab File ID: 149260.D

Analysis Method: 8260B | Date Collected: 06/14/2011 02:00

Sample wt/vol: 6.54(g) | Date Analyzed: 06/27/2011 19:26

Soil Aliquot Vol: | Dilution Factor: 1

Soil Extract Vol.: | GC Column: DB-624 ID: 0.18(mm)

% Moisture: 11.3 | Level: (low/med) Low

Analysis Batch No.: 6180 | Units: ug/Kg

CAS NO.	COMPOUND NAME	RESULT	Q	RL	MDL
124-48-1	Dibromochloromethane	4.3	U	4.3	0.47
75-00-3	Chloroethane	4.3	U *	4.3	0.74
67-66-3	Chloroform	4.3	U	4.3	0.25
74-87-3	Chloromethane	4.3	U	4.3	0.35
156-59-2	cis-1,2-Dichloroethene	4.3	U	4.3	0.31
10061-01-5	cis-1,3-Dichloropropene	4.3	U	4.3	0.29
74-95-3	Dibromomethane	4.3	U	4.3	0.54
74-97-5	Bromochloromethane	4.3	U	4.3	0.61
75-71-8	Dichlorodifluoromethane	4.3	U	4.3	0.43
75-27-4	Bromodichloromethane	4.3	U	4.3	0.24
75-65-0	tert-Butyl alcohol	170	U	170	6.5
100-41-4	Ethylbenzene	4.3	U	4.3	0.22
87-68-3	Hexachlorobutadiene	4.3	U	4.3	1.0
108-20-3	Diisopropyl ether	8.6	U	8.6	1.3
98-82-8	Isopropylbenzene	4.3	U	4.3	0.14
1634-04-4	Methyl tert-butyl ether	17	U	17	0.37
75-09-2	Methylene Chloride	2.9	J B	4.3	0.58
179601-23-1	m-Xylene & p-Xylene	8.6	U	8.6	1.0
91-20-3	Naphthalene	4.3	U	4.3	0.16
104-51-8	n-Butylbenzene	4.3	U	4.3	0.20
103-65-1	n-Propylbenzene	4.3	U	4.3	0.34
95-47-6	o-Xylene	4.3	U	4.3	0.30
135-98-8	sec-Butylbenzene	4.3	U	4.3	0.16
100-42-5	Styrene	4.3	U	4.3	0.13
994-05-8	Tert-amyl-methyl ether (TAME)	4.3	U	4.3	0.32
637-92-3	Ethyl-t-butyl ether (ETBE)	4.3	U	4.3	0.19
127-18-4	Tetrachloroethene	4.3	U	4.3	0.45
108-88-3	Toluene	0.35	J	4.3	0.23
156-60-5	trans-1,2-Dichloroethene	4.3	U	4.3	0.35
10061-02-6	trans-1,3-Dichloropropene	4.3	U	4.3	0.47
79-01-6	Trichloroethene	4.3	U	4.3	0.36
75-69-4	Trichlorofluoromethane	4.3	U	4.3	0.29
108-05-4	Vinyl acetate	8.6	U	8.6	0.22
75-01-4	Vinyl chloride	4.3	U	4.3	0.34
1330-20-7	Xylenes, Total	8.6	U	8.6	0.58

FORM I
GC/MS VOA ORGANICS ANALYSIS DATA SHEET

Lab Name: TestAmerica North Canton Job No.: 240-1112-1

SDG No.:

Client Sample ID: DR-SB-35-02 Lab Sample ID: 240-1112-19

Matrix: Solid Lab File ID: 149260.D

Analysis Method: 8260B Date Collected: 06/14/2011 02:00

Sample wt/vol: 6.54(g) Date Analyzed: 06/27/2011 19:26

Soil Aliquot Vol: Dilution Factor: 1

Soil Extract Vol.: GC Column: DB-624 ID: 0.18(mm)

% Moisture: 11.3 Level: (low/med) Low

Analysis Batch No.: 6180 Units: ug/Kg

CAS NO.	COMPOUND NAME	RESULT	Q	RL	MDL
98-06-6	tert-Butylbenzene	4.3	U	4.3	0.25
106-93-4	1,2-Dibromoethane	4.3	U	4.3	0.43

CAS NO.	SURROGATE	%REC	Q	LIMITS
2037-26-5	Toluene-d8 (Surr)	111		67-125
1868-53-7	Dibromofluoromethane (Surr)	83		37-132
460-00-4	4-Bromofluorobenzene (Surr)	109		52-136
17060-07-0	1,2-Dichloroethane-d4 (Surr)	103		58-123

FORM I
GC/MS VOA ORGANICS ANALYSIS DATA SHEET
TENTATIVELY IDENTIFIED COMPOUNDS

Lab Name: TestAmerica North Canton | Job No.: 240-1112-1

SDG No.:

Client Sample ID: DR-SB-35-02 | Lab Sample ID: 240-1112-19

Matrix: Solid | Lab File ID: 149260.D

Analysis Method: 8260B | Date Collected: 06/14/2011 02:00

Sample wt/vol: 6.54(g) | Date Analyzed: 06/27/2011 19:26

Soil Aliquot Vol: | Dilution Factor: 1

Soil Extract Vol.: | GC Column: DB-624 ID: 0.18(mm)

% Moisture: 11.3 | Level: (low/med) Low

Analysis Batch No.: 6180 | Units: ug/Kg

Number TICs Found: 1 | TIC Result Total: 4

CAS NO.	COMPOUND NAME	RT	RESULT	Q
	Tentatively Identified Compound		None	
79-20-9	Methyl acetate	3.78	4.0	J

FORM I-TIC 8260B

FORM I
GC/MS VOA ORGANICS ANALYSIS DATA SHEET

Lab Name: TestAmerica North Canton | Job No.: 240-1112-1

SDG No.:

Client Sample ID: DR-SB-35-10 | Lab Sample ID: 240-1112-20

Matrix: Solid | Lab File ID: 149281.D

Analysis Method: 8260B | Date Collected: 06/14/2011 02:05

Sample wt/vol: 6.03(g) | Date Analyzed: 06/28/2011 16:28

Soil Aliquot Vol: | Dilution Factor: 1

Soil Extract Vol.: | GC Column: DB-624 ID: 0.18(mm)

% Moisture: 19.5 | Level: (low/med) Low

Analysis Batch No.: 6372 | Units: ug/Kg

CAS NO.	COMPOUND NAME	RESULT	Q	RL	MDL
630-20-6	1,1,1,2-Tetrachloroethane	5.2	U	5.2	0.64
71-55-6	1,1,1-Trichloroethane	5.2	U	5.2	0.58
79-34-5	1,1,2,2-Tetrachloroethane	5.2	U	5.2	0.35
76-13-1	1,1,2-Trichloro-1,2,2-trichfluoroethane	5.2	U	5.2	1.3
75-34-3	1,1-Dichloroethane	5.2	U	5.2	0.37
75-35-4	1,1-Dichloroethene	5.2	U	5.2	0.54
563-58-6	1,1-Dichloropropene	5.2	U	5.2	0.31
87-61-6	1,2,3-Trichlorobenzene	5.2	U	5.2	0.39
96-18-4	1,2,3-Trichloropropane	5.2	U	5.2	0.93
526-73-8	1,2,3-Trimethylbenzene	5.2	U	5.2	0.18
120-82-1	1,2,4-Trichlorobenzene	5.2	U	5.2	0.28
95-63-6	1,2,4-Trimethylbenzene	5.2	U	5.2	0.67
96-12-8	1,2-Dibromo-3-Chloropropane	10	U	10	1.3
95-50-1	1,2-Dichlorobenzene	5.2	U	5.2	0.37
107-06-2	1,2-Dichloroethane	5.2	U	5.2	0.35
78-87-5	1,2-Dichloropropane	5.2	U	5.2	0.71
541-73-1	1,3-Dichlorobenzene	5.2	U	5.2	0.36
142-28-9	1,3-Dichloropropane	5.2	U	5.2	0.35
106-46-7	1,4-Dichlorobenzene	5.2	U	5.2	0.68
594-20-7	2,2-Dichloropropane	5.2	U	5.2	0.97
78-93-3	2-Butanone	7.5	J	21	1.4
110-75-8	2-Chloroethyl vinyl ether	52	U	52	1.4
95-49-8	2-Chlorotoluene	5.2	U	5.2	0.41
591-78-6	2-Hexanone	21	U	21	0.65
106-43-4	4-Chlorotoluene	5.2	U	5.2	0.42
99-87-6	p-Isopropyltoluene	5.2	U	5.2	0.22
108-10-1	4-Methyl-2-pentanone	21	U	21	0.56
67-64-1	Acetone	170	B	21	6.5
71-43-2	Benzene	5.2	U	5.2	0.24
108-86-1	Bromobenzene	5.2	U	5.2	0.34
75-25-2	Bromoform	5.2	U	5.2	0.34
74-83-9	Bromomethane	5.2	U	5.2	0.56
75-15-0	Carbon disulfide	1.8	J	5.2	0.45
56-23-5	Carbon tetrachloride	5.2	U	5.2	0.38
108-90-7	Chlorobenzene	5.2	U	5.2	0.34

FORM I
GC/MS VOA ORGANICS ANALYSIS DATA SHEET

Lab Name: TestAmerica North Canton | Job No.: 240-1112-1

SDG No.:

Client Sample ID: DR-SB-35-10 | Lab Sample ID: 240-1112-20

Matrix: Solid | Lab File ID: 149281.D

Analysis Method: 8260B | Date Collected: 06/14/2011 02:05

Sample wt/vol: 6.03(g) | Date Analyzed: 06/28/2011 16:28

Soil Aliquot Vol: | Dilution Factor: 1

Soil Extract Vol.: | GC Column: DB-624 ID: 0.18(mm)

% Moisture: 19.5 | Level: (low/med) Low

Analysis Batch No.: 6372 | Units: ug/Kg

CAS NO.	COMPOUND NAME	RESULT	Q	RL	MDL
124-48-1	Dibromochloromethane	5.2	U	5.2	0.57
75-00-3	Chloroethane	5.2	U *	5.2	0.89
67-66-3	Chloroform	5.2	U	5.2	0.30
74-87-3	Chloromethane	5.2	U	5.2	0.42
156-59-2	cis-1,2-Dichloroethene	5.2	U	5.2	0.37
10061-01-5	cis-1,3-Dichloropropene	5.2	U	5.2	0.35
74-95-3	Dibromomethane	5.2	U	5.2	0.65
74-97-5	Bromochloromethane	5.2	U	5.2	0.73
75-71-8	Dichlorodifluoromethane	5.2	U	5.2	0.52
75-27-4	Bromodichloromethane	5.2	U	5.2	0.29
75-65-0	tert-Butyl alcohol	210	U	210	7.8
100-41-4	Ethylbenzene	5.2	U	5.2	0.27
87-68-3	Hexachlorobutadiene	5.2	U	5.2	1.2
108-20-3	Diisopropyl ether	10	U	10	1.5
98-82-8	Isopropylbenzene	5.2	U	5.2	0.16
1634-04-4	Methyl tert-butyl ether	21	U	21	0.44
75-09-2	Methylene Chloride	3.0	J B	5.2	0.69
179601-23-1	m-Xylene & p-Xylene	10	U	10	1.2
91-20-3	Naphthalene	0.29	J B	5.2	0.20
104-51-8	n-Butylbenzene	5.2	U	5.2	0.24
103-65-1	n-Propylbenzene	5.2	U	5.2	0.41
95-47-6	o-Xylene	5.2	U	5.2	0.36
135-98-8	sec-Butylbenzene	5.2	U	5.2	0.19
100-42-5	Styrene	5.2	U	5.2	0.15
994-05-8	Tert-amyl-methyl ether (TAME)	5.2	U	5.2	0.38
637-92-3	Ethyl-t-butyl ether (ETBE)	5.2	U	5.2	0.23
127-18-4	Tetrachloroethene	5.2	U	5.2	0.54
108-88-3	Toluene	0.51	J	5.2	0.28
156-60-5	trans-1,2-Dichloroethene	5.2	U	5.2	0.42
10061-02-6	trans-1,3-Dichloropropene	5.2	U	5.2	0.56
79-01-6	Trichloroethene	5.2	U	5.2	0.43
75-69-4	Trichlorofluoromethane	5.2	U	5.2	0.35
108-05-4	Vinyl acetate	10	U	10	0.26
75-01-4	Vinyl chloride	5.2	U	5.2	0.40
1330-20-7	Xylenes, Total	10	U	10	0.69

FORM I
GC/MS VOA ORGANICS ANALYSIS DATA SHEET

Lab Name: TestAmerica North Canton | Job No.: 240-1112-1

SDG No.:

Client Sample ID: DR-SB-35-10 | Lab Sample ID: 240-1112-20

Matrix: Solid | Lab File ID: 149281.D

Analysis Method: 8260B | Date Collected: 06/14/2011 02:05

Sample wt/vol: 6.03(g) | Date Analyzed: 06/28/2011 16:28

Soil Aliquot Vol: | Dilution Factor: 1

Soil Extract Vol.: | GC Column: DB-624 ID: 0.18(mm)

% Moisture: 19.5 | Level: (low/med) Low

Analysis Batch No.: 6372 | Units: ug/Kg

CAS NO.	COMPOUND NAME	RESULT	Q	RL	MDL
98-06-6	tert-Butylbenzene	5.2	U	5.2	0.30
106-93-4	1,2-Dibromoethane	5.2	U	5.2	0.52

CAS NO.	SURROGATE	%REC	Q	LIMITS
2037-26-5	Toluene-d8 (Surr)	129	X	67-125
1868-53-7	Dibromofluoromethane (Surr)	87		37-132
460-00-4	4-Bromofluorobenzene (Surr)	129		52-136
17060-07-0	1,2-Dichloroethane-d4 (Surr)	103		58-123

FORM I
GC/MS VOA ORGANICS ANALYSIS DATA SHEET
TENTATIVELY IDENTIFIED COMPOUNDS

Lab Name: TestAmerica North Canton | Job No.: 240-1112-1

SDG No.:

Client Sample ID: DR-SB-35-10 | Lab Sample ID: 240-1112-20

Matrix: Solid | Lab File ID: 149281.D

Analysis Method: 8260B | Date Collected: 06/14/2011 02:05

Sample wt/vol: 6.03(g) | Date Analyzed: 06/28/2011 16:28

Soil Aliquot Vol: | Dilution Factor: 1

Soil Extract Vol.: | GC Column: DB-624 ID: 0.18(mm)

% Moisture: 19.5 | Level: (low/med) Low

Analysis Batch No.: 6372 | Units: ug/Kg

Number TICs Found: 3 | TIC Result Total: 10.5

CAS NO.	COMPOUND NAME	RT	RESULT	Q
	Tentatively Identified Compound		None	
79-20-9	Methyl acetate	3.78	2.8	J
141-78-6	Ethyl acetate	5.71	4.3	J
79-46-9	2-Nitropropane	7.93	3.4	J

FORM I
GC/MS SEMI VOA ORGANICS ANALYSIS DATA SHEET

Lab Name: TestAmerica North Canton | Job No.: 240-1112-1

SDG No.:

Client Sample ID: DR-SB-26-02 | Lab Sample ID: 240-1112-1

Matrix: Solid | Lab File ID: 0713132.D

Analysis Method: 8270D | Date Collected: 06/13/2011 23:02

Extract. Method: 3540C | Date Extracted: 06/24/2011 10:31

Sample wt/vol: 30.11(g) | Date Analyzed: 07/13/2011 18:58

Con. Extract Vol.: 2.00(mL) | Dilution Factor: 1

Injection Volume: 1(uL) | Level: (low/med) Low

% Moisture: 13.6 | GPC Cleanup:(Y/N) N

Analysis Batch No.: 8217 | Units: ug/Kg

CAS NO.	COMPOUND NAME	RESULT	Q	RL	MDL
92-52-4	1,1'-Biphenyl	58	U	58	31
123-91-1	1,4-Dioxane	120	U	120	25
88-06-2	2,4,6-Trichlorophenol	170	U	170	92
95-95-4	2,4,5-Trichlorophenol	170	U	170	29
120-83-2	2,4-Dichlorophenol	170	U	170	23
105-67-9	2,4-Dimethylphenol	170	U	170	23
51-28-5	2,4-Dinitrophenol	380	U	380	92
121-14-2	2,4-Dinitrotoluene	230	U	230	31
91-58-7	2-Chloronaphthalene	58	U	58	3.8
95-57-8	2-Chlorophenol	58	U	58	31
91-57-6	2-Methylnaphthalene	7.7	U	7.7	3.8
95-48-7	2-Methylphenol	230	U	230	92
88-74-4	2-Nitroaniline	230	U	230	10
88-75-5	2-Nitrophenol	58	U	58	31
15831-10-4	3 & 4 Methylphenol	460	U	460	23
91-94-1	3,3'-Dichlorobenzidine	120	U	120	21
99-09-2	3-Nitroaniline	230	U	230	18
534-52-1	4,6-Dinitro-2-methylphenol	170	U	170	92
101-55-3	4-Bromophenyl phenyl ether	58	U	58	15
59-50-7	4-Chloro-3-methylphenol	170	U	170	24
106-47-8	4-Chloroaniline	170	U	170	20
7005-72-3	4-Chlorophenyl phenyl ether	58	U	58	15
100-01-6	4-Nitroaniline	230	U	230	30
83-32-9	Acenaphthene	7.7	U	7.7	3.8
208-96-8	Acenaphthylene	7.7	U	7.7	3.8
98-86-2	Acetophenone	120	U	120	11
120-12-7	Anthracene	7.7	U	7.7	3.8
1912-24-9	Atrazine	230	U	230	10
100-52-7	Benzaldehyde	120	U	120	14
56-55-3	Benzo[a]anthracene	14		7.7	3.8
50-32-8	Benzo[a]pyrene	16		7.7	3.8
205-99-2	Benzo[b]fluoranthene	19		7.7	3.8
191-24-2	Benzo[g,h,i]perylene	13		7.7	3.8
207-08-9	Benzo[k]fluoranthene	10		7.7	3.8

FORM I
GC/MS SEMI VOA ORGANICS ANALYSIS DATA SHEET

Lab Name: TestAmerica North Canton | Job No.: 240-1112-1

SDG No.:

Client Sample ID: DR-SB-26-02 | Lab Sample ID: 240-1112-1

Matrix: Solid | Lab File ID: 0713132.D

Analysis Method: 8270D | Date Collected: 06/13/2011 23:02

Extract. Method: 3540C | Date Extracted: 06/24/2011 10:31

Sample wt/vol: 30.11(g) | Date Analyzed: 07/13/2011 18:58

Con. Extract Vol.: 2.00(mL) | Dilution Factor: 1

Injection Volume: 1(uL) | Level: (low/med) Low

% Moisture: 13.6 | GPC Cleanup:(Y/N) N

Analysis Batch No.: 8217 | Units: ug/Kg

CAS NO.	COMPOUND NAME	RESULT	Q	RL	MDL
111-91-1	Bis(2-chloroethoxy)methane	120	U	120	25
111-44-4	Bis(2-chloroethyl)ether	120	U	120	2.3
117-81-7	Bis(2-ethylhexyl) phthalate	58	U	58	22
85-68-7	Butyl benzyl phthalate	58	U	58	12
105-60-2	Caprolactam	380	U	380	43
86-74-8	Carbazole	58	U	58	31
218-01-9	Chrysene	17		7.7	1.3
84-74-2	Di-n-butyl phthalate	58	U	58	17
117-84-0	Di-n-octyl phthalate	58	U	58	31
53-70-3	Dibenzo(a,h)anthracene	7.7	U	7.7	3.8
132-64-9	Dibenzofuran	58	U	58	3.8
84-66-2	Diethyl phthalate	58	U	58	18
131-11-3	Dimethyl phthalate	58	U	58	20
206-44-0	Fluoranthene	27		7.7	3.8
86-73-7	Fluorene	7.7	U	7.7	3.8
118-74-1	Hexachlorobenzene	7.7	U	7.7	2.4
87-68-3	Hexachlorobutadiene	58	U	58	31
77-47-4	Hexachlorocyclopentadiene	380	U	380	31
67-72-1	Hexachloroethane	58	U	58	10
193-39-5	Indeno[1,2,3-cd]pyrene	8.9		7.7	3.8
78-59-1	Isophorone	58	U	58	15
621-64-7	N-Nitrosodi-n-propylamine	58	U	58	31
62-75-9	N-Nitrosodimethylamine	120	U	120	18
86-30-6	N-Nitrosodiphenylamine	58	U	58	24
91-20-3	Naphthalene	7.7	U	7.7	3.8
98-95-3	Nitrobenzene	120	U	120	2.5
87-86-5	Pentachlorophenol	170	U	170	92
85-01-8	Phenanthrene	7.7	U	7.7	3.8
108-95-2	Phenol	58	U	58	31
129-00-0	Pyrene	26		7.7	3.8
108-60-1	2,2'-oxybis[1-chloropropane]	120	U	120	11
606-20-2	2,6-Dinitrotoluene	230	U	230	24
100-02-7	4-Nitrophenol	380	U	380	92

FORM I
GC/MS SEMI VOA ORGANICS ANALYSIS DATA SHEET

Lab Name: TestAmerica North Canton | Job No.: 240-1112-1

SDG No.:

Client Sample ID: DR-SB-26-02 | Lab Sample ID: 240-1112-1

Matrix: Solid | Lab File ID: 0713132.D

Analysis Method: 8270D | Date Collected: 06/13/2011 23:02

Extract. Method: 3540C | Date Extracted: 06/24/2011 10:31

Sample wt/vol: 30.11(g) | Date Analyzed: 07/13/2011 18:58

Con. Extract Vol.: 2.00(mL) | Dilution Factor: 1

Injection Volume: 1(uL) | Level: (low/med) Low

% Moisture: 13.6 | GPC Cleanup:(Y/N) N

Analysis Batch No.: 8217 | Units: ug/Kg

CAS NO.	SURROGATE	%REC	Q	LIMITS
1718-51-0	Terphenyl-d14 (Surr)	66		41-119
4165-62-2	Phenol-d5 (Surr)	69		28-110
4165-60-0	Nitrobenzene-d5 (Surr)	51		24-112
367-12-4	2-Fluorophenol (Surr)	67		26-110
321-60-8	2-Fluorobiphenyl (Surr)	53		34-110
118-79-6	2,4,6-Tribromophenol (Surr)	45		10-118

FORM I
GC/MS SEMI VOA ORGANICS ANALYSIS DATA SHEET

Lab Name: TestAmerica North Canton | Job No.: 240-1112-1

SDG No.:

Client Sample ID: DR-SB-26-10 | Lab Sample ID: 240-1112-2

Matrix: Solid | Lab File ID: 0713133.D

Analysis Method: 8270D | Date Collected: 06/13/2011 23:05

Extract. Method: 3540C | Date Extracted: 06/24/2011 10:31

Sample wt/vol: 30.03(g) | Date Analyzed: 07/13/2011 19:14

Con. Extract Vol.: 2.00(mL) | Dilution Factor: 1

Injection Volume: 1(uL) | Level: (low/med) Low

% Moisture: 13.9 | GPC Cleanup:(Y/N) N

Analysis Batch No.: 8217 | Units: ug/Kg

CAS NO.	COMPOUND NAME	RESULT	Q	RL	MDL
92-52-4	1,1'-Biphenyl	58	U	58	31
123-91-1	1,4-Dioxane	120	U	120	26
88-06-2	2,4,6-Trichlorophenol	170	U	170	93
95-95-4	2,4,5-Trichlorophenol	170	U	170	29
120-83-2	2,4-Dichlorophenol	170	U	170	23
105-67-9	2,4-Dimethylphenol	170	U	170	23
51-28-5	2,4-Dinitrophenol	380	U	380	93
121-14-2	2,4-Dinitrotoluene	230	U	230	31
91-58-7	2-Chloronaphthalene	58	U	58	3.8
95-57-8	2-Chlorophenol	58	U	58	31
91-57-6	2-Methylnaphthalene	7.7	U	7.7	3.8
95-48-7	2-Methylphenol	230	U	230	93
88-74-4	2-Nitroaniline	230	U	230	11
88-75-5	2-Nitrophenol	58	U	58	31
15831-10-4	3 & 4 Methylphenol	460	U	460	23
91-94-1	3,3'-Dichlorobenzidine	120	U	120	21
99-09-2	3-Nitroaniline	230	U	230	19
534-52-1	4,6-Dinitro-2-methylphenol	170	U	170	93
101-55-3	4-Bromophenyl phenyl ether	58	U	58	15
59-50-7	4-Chloro-3-methylphenol	170	U	170	24
106-47-8	4-Chloroaniline	170	U	170	20
7005-72-3	4-Chlorophenyl phenyl ether	58	U	58	15
100-01-6	4-Nitroaniline	230	U	230	30
83-32-9	Acenaphthene	7.7	U	7.7	3.8
208-96-8	Acenaphthylene	7.7	U	7.7	3.8
98-86-2	Acetophenone	120	U	120	11
120-12-7	Anthracene	7.7	U	7.7	3.8
1912-24-9	Atrazine	230	U	230	11
100-52-7	Benzaldehyde	120	U	120	14
56-55-3	Benzo[a]anthracene	7.7	U	7.7	3.8
50-32-8	Benzo[a]pyrene	7.7	U	7.7	3.8
205-99-2	Benzo[b]fluoranthene	7.7	U	7.7	3.8
191-24-2	Benzo[g,h,i]perylene	7.7	U	7.7	3.8
207-08-9	Benzo[k]fluoranthene	7.7	U	7.7	3.8

FORM I
GC/MS SEMI VOA ORGANICS ANALYSIS DATA SHEET

Lab Name: TestAmerica North Canton | Job No.: 240-1112-1

SDG No.:

Client Sample ID: DR-SB-26-10 | Lab Sample ID: 240-1112-2

Matrix: Solid | Lab File ID: 0713133.D

Analysis Method: 8270D | Date Collected: 06/13/2011 23:05

Extract. Method: 3540C | Date Extracted: 06/24/2011 10:31

Sample wt/vol: 30.03(g) | Date Analyzed: 07/13/2011 19:14

Con. Extract Vol.: 2.00(mL) | Dilution Factor: 1

Injection Volume: 1(uL) | Level: (low/med) Low

% Moisture: 13.9 | GPC Cleanup:(Y/N) N

Analysis Batch No.: 8217 | Units: ug/Kg

CAS NO.	COMPOUND NAME	RESULT	Q	RL	MDL
111-91-1	Bis(2-chloroethoxy)methane	120	U	120	26
111-44-4	Bis(2-chloroethyl)ether	120	U	120	2.3
117-81-7	Bis(2-ethylhexyl) phthalate	58	U	58	22
85-68-7	Butyl benzyl phthalate	58	U	58	12
105-60-2	Caprolactam	380	U	380	43
86-74-8	Carbazole	58	U	58	31
218-01-9	Chrysene	7.7	U	7.7	1.3
84-74-2	Di-n-butyl phthalate	58	U	58	17
117-84-0	Di-n-octyl phthalate	58	U	58	31
53-70-3	Dibenzo(a,h)anthracene	7.7	U	7.7	3.8
132-64-9	Dibenzofuran	58	U	58	3.8
84-66-2	Diethyl phthalate	58	U	58	19
131-11-3	Dimethyl phthalate	58	U	58	20
206-44-0	Fluoranthene	7.7	U	7.7	3.8
86-73-7	Fluorene	7.7	U	7.7	3.8
118-74-1	Hexachlorobenzene	7.7	U	7.7	2.4
87-68-3	Hexachlorobutadiene	58	U	58	31
77-47-4	Hexachlorocyclopentadiene	380	U	380	31
67-72-1	Hexachloroethane	58	U	58	10
193-39-5	Indeno[1,2,3-cd]pyrene	7.7	U	7.7	3.8
78-59-1	Isophorone	58	U	58	15
621-64-7	N-Nitrosodi-n-propylamine	58	U	58	31
62-75-9	N-Nitrosodimethylamine	120	U	120	19
86-30-6	N-Nitrosodiphenylamine	58	U	58	24
91-20-3	Naphthalene	7.7	U	7.7	3.8
98-95-3	Nitrobenzene	120	U	120	2.6
87-86-5	Pentachlorophenol	170	U	170	93
85-01-8	Phenanthrene	7.7	U	7.7	3.8
108-95-2	Phenol	58	U	58	31
129-00-0	Pyrene	7.7	U	7.7	3.8
108-60-1	2,2'-oxybis[1-chloropropane]	120	U	120	11
606-20-2	2,6-Dinitrotoluene	230	U	230	24
100-02-7	4-Nitrophenol	380	U	380	93

FORM I
GC/MS SEMI VOA ORGANICS ANALYSIS DATA SHEET

Lab Name: TestAmerica North Canton	Job No.: 240-1112-1
SDG No.:	
Client Sample ID: DR-SB-26-10	Lab Sample ID: 240-1112-2
Matrix: Solid	Lab File ID: 0713133.D
Analysis Method: 8270D	Date Collected: 06/13/2011 23:05
Extract. Method: 3540C	Date Extracted: 06/24/2011 10:31
Sample wt/vol: 30.03(g)	Date Analyzed: 07/13/2011 19:14
Con. Extract Vol.: 2.00(mL)	Dilution Factor: 1
Injection Volume: 1(uL)	Level: (low/med) Low
% Moisture: 13.9	GPC Cleanup:(Y/N) N
Analysis Batch No.: 8217	Units: ug/Kg

CAS NO.	SURROGATE	%REC	Q	LIMITS
1718-51-0	Terphenyl-d14 (Surr)	65		41-119
4165-62-2	Phenol-d5 (Surr)	63		28-110
4165-60-0	Nitrobenzene-d5 (Surr)	51		24-112
367-12-4	2-Fluorophenol (Surr)	64		26-110
321-60-8	2-Fluorobiphenyl (Surr)	53		34-110
118-79-6	2,4,6-Tribromophenol (Surr)	27		10-118

FORM I
GC/MS SEMI VOA ORGANICS ANALYSIS DATA SHEET

Lab Name: TestAmerica North Canton | Job No.: 240-1112-1

SDG No.:

Client Sample ID: DR-SB-27-02 | Lab Sample ID: 240-1112-3

Matrix: Solid | Lab File ID: 1112G3C.D

Analysis Method: 8270D | Date Collected: 06/13/2011 22:35

Extract. Method: 3540C | Date Extracted: 06/25/2011 07:44

Sample wt/vol: 30.08(g) | Date Analyzed: 07/13/2011 03:05

Con. Extract Vol.: 2(mL) | Dilution Factor: 5

Injection Volume: 1(uL) | Level: (low/med) Low

% Moisture: 19.3 | GPC Cleanup:(Y/N) N

Analysis Batch No.: 8302 | Units: ug/Kg

CAS NO.	COMPOUND NAME	RESULT	Q	RL	MDL
92-52-4	1,1'-Biphenyl	310	U	310	170
123-91-1	1,4-Dioxane	620	U	620	140
88-06-2	2,4,6-Trichlorophenol	930	U	930	490
95-95-4	2,4,5-Trichlorophenol	930	U	930	150
120-83-2	2,4-Dichlorophenol	930	U	930	120
105-67-9	2,4-Dimethylphenol	930	U	930	120
51-28-5	2,4-Dinitrophenol	2000	U	2000	490
121-14-2	2,4-Dinitrotoluene	1200	U	1200	170
91-58-7	2-Chloronaphthalene	310	U	310	20
95-57-8	2-Chlorophenol	310	U	310	170
91-57-6	2-Methylnaphthalene	41	U	41	20
95-48-7	2-Methylphenol	1200	U	1200	490
88-74-4	2-Nitroaniline	1200	U	1200	56
88-75-5	2-Nitrophenol	310	U	310	170
15831-10-4	3 & 4 Methylphenol	2500	U	2500	120
91-94-1	3,3'-Dichlorobenzidine	620	U	620	110
99-09-2	3-Nitroaniline	1200	U	1200	99
534-52-1	4,6-Dinitro-2-methylphenol	930	U	930	490
101-55-3	4-Bromophenyl phenyl ether	310	U	310	80
59-50-7	4-Chloro-3-methylphenol	930	U	930	130
106-47-8	4-Chloroaniline	930	U	930	110
7005-72-3	4-Chlorophenyl phenyl ether	310	U	310	80
100-01-6	4-Nitroaniline	1200	U	1200	160
83-32-9	Acenaphthene	41	U	41	20
208-96-8	Acenaphthylene	41	U	41	20
98-86-2	Acetophenone	620	U	620	57
120-12-7	Anthracene	41	U	41	20
1912-24-9	Atrazine	1200	U	1200	56
100-52-7	Benzaldehyde	620	U	620	74
56-55-3	Benzo[a]anthracene	77		41	20
50-32-8	Benzo[a]pyrene	90		41	20
205-99-2	Benzo[b]fluoranthene	95		41	20
191-24-2	Benzo[g,h,i]perylene	93		41	20
207-08-9	Benzo[k]fluoranthene	57		41	20

FORM I
GC/MS SEMI VOA ORGANICS ANALYSIS DATA SHEET

Lab Name: TestAmerica North Canton | Job No.: 240-1112-1

SDG No.:

Client Sample ID: DR-SB-27-02 | Lab Sample ID: 240-1112-3

Matrix: Solid | Lab File ID: 1112G3C.D

Analysis Method: 8270D | Date Collected: 06/13/2011 22:35

Extract. Method: 3540C | Date Extracted: 06/25/2011 07:44

Sample wt/vol: 30.08(g) | Date Analyzed: 07/13/2011 03:05

Con. Extract Vol.: 2(mL) | Dilution Factor: 5

Injection Volume: 1(uL) | Level: (low/med) Low

% Moisture: 19.3 | GPC Cleanup:(Y/N) N

Analysis Batch No.: 8302 | Units: ug/Kg

CAS NO.	COMPOUND NAME	RESULT	Q	RL	MDL
111-91-1	Bis(2-chloroethoxy)methane	620	U	620	140
111-44-4	Bis(2-chloroethyl)ether	620	U	620	12
117-81-7	Bis(2-ethylhexyl) phthalate	310	U	310	120
85-68-7	Butyl benzyl phthalate	310	U	310	62
105-60-2	Caprolactam	2000	U	2000	230
86-74-8	Carbazole	310	U	310	170
218-01-9	Chrysene	100		41	6.8
84-74-2	Di-n-butyl phthalate	310	U	310	93
117-84-0	Di-n-octyl phthalate	310	U	310	170
53-70-3	Dibenzo(a,h)anthracene	41	U	41	20
132-64-9	Dibenzofuran	310	U	310	20
84-66-2	Diethyl phthalate	310	U	310	99
131-11-3	Dimethyl phthalate	310	U	310	110
206-44-0	Fluoranthene	96		41	20
86-73-7	Fluorene	41	U	41	20
118-74-1	Hexachlorobenzene	41	U	41	13
87-68-3	Hexachlorobutadiene	310	U	310	170
77-47-4	Hexachlorocyclopentadiene	2000	U	2000	170
67-72-1	Hexachloroethane	310	U	310	56
193-39-5	Indeno[1,2,3-cd]pyrene	55		41	20
78-59-1	Isophorone	310	U	310	80
621-64-7	N-Nitrosodi-n-propylamine	310	U	310	170
62-75-9	N-Nitrosodimethylamine	620	U	620	99
86-30-6	N-Nitrosodiphenylamine	310	U	310	130
91-20-3	Naphthalene	41	U	41	20
98-95-3	Nitrobenzene	620	U	620	14
87-86-5	Pentachlorophenol	930	U	930	490
85-01-8	Phenanthrene	78		41	20
108-95-2	Phenol	310	U	310	170
129-00-0	Pyrene	150		41	20
108-60-1	2,2'-oxybis[1-chloropropane]	620	U	620	59
606-20-2	2,6-Dinitrotoluene	1200	U	1200	130
100-02-7	4-Nitrophenol	2000	U	2000	490

FORM I
GC/MS SEMI VOA ORGANICS ANALYSIS DATA SHEET

Lab Name: TestAmerica North Canton | Job No.: 240-1112-1

SDG No.:

Client Sample ID: DR-SB-27-02 | Lab Sample ID: 240-1112-3

Matrix: Solid | Lab File ID: 1112G3C.D

Analysis Method: 8270D | Date Collected: 06/13/2011 22:35

Extract. Method: 3540C | Date Extracted: 06/25/2011 07:44

Sample wt/vol: 30.08(g) | Date Analyzed: 07/13/2011 03:05

Con. Extract Vol.: 2(mL) | Dilution Factor: 5

Injection Volume: 1(uL) | Level: (low/med) Low

% Moisture: 19.3 | GPC Cleanup:(Y/N) N

Analysis Batch No.: 8302 | Units: ug/Kg

CAS NO.	SURROGATE	%REC	Q	LIMITS
1718-51-0	Terphenyl-d14 (Surr)	86		41-119
4165-62-2	Phenol-d5 (Surr)	64		28-110
4165-60-0	Nitrobenzene-d5 (Surr)	56		24-112
367-12-4	2-Fluorophenol (Surr)	64		26-110
321-60-8	2-Fluorobiphenyl (Surr)	60		34-110
118-79-6	2,4,6-Tribromophenol (Surr)	71		10-118

FORM I
GC/MS SEMI VOA ORGANICS ANALYSIS DATA SHEET

Lab Name: TestAmerica North Canton | Job No.: 240-1112-1

SDG No.:

Client Sample ID: DR-SB-27-10 | Lab Sample ID: 240-1112-4

Matrix: Solid | Lab File ID: 1112G4C.D

Analysis Method: 8270D | Date Collected: 06/13/2011 23:45

Extract. Method: 3540C | Date Extracted: 06/25/2011 07:44

Sample wt/vol: 30.05(g) | Date Analyzed: 07/18/2011 15:46

Con. Extract Vol.: 2(mL) | Dilution Factor: 1

Injection Volume: 1(uL) | Level: (low/med) Low

% Moisture: 13.7 | GPC Cleanup:(Y/N) N

Analysis Batch No.: 9079 | Units: ug/Kg

CAS NO.	COMPOUND NAME	RESULT	Q	RL	MDL
92-52-4	1,1'-Biphenyl	58	U	58	31
123-91-1	1,4-Dioxane	120	U	120	25
88-06-2	2,4,6-Trichlorophenol	170	U	170	93
95-95-4	2,4,5-Trichlorophenol	170	U	170	29
120-83-2	2,4-Dichlorophenol	170	U	170	23
105-67-9	2,4-Dimethylphenol	170	U	170	23
51-28-5	2,4-Dinitrophenol	380	U	380	93
121-14-2	2,4-Dinitrotoluene	230	U	230	31
91-58-7	2-Chloronaphthalene	58	U	58	3.8
95-57-8	2-Chlorophenol	58	U	58	31
91-57-6	2-Methylnaphthalene	7.7	U	7.7	3.8
95-48-7	2-Methylphenol	230	U	230	93
88-74-4	2-Nitroaniline	230	U	230	11
88-75-5	2-Nitrophenol	58	U	58	31
15831-10-4	3 & 4 Methylphenol	460	U	460	23
91-94-1	3,3'-Dichlorobenzidine	120	U	120	21
99-09-2	3-Nitroaniline	230	U	230	19
534-52-1	4,6-Dinitro-2-methylphenol	170	U	170	93
101-55-3	4-Bromophenyl phenyl ether	58	U	58	15
59-50-7	4-Chloro-3-methylphenol	170	U	170	24
106-47-8	4-Chloroaniline	170	U	170	20
7005-72-3	4-Chlorophenyl phenyl ether	58	U	58	15
100-01-6	4-Nitroaniline	230	U	230	30
83-32-9	Acenaphthene	7.7	U	7.7	3.8
208-96-8	Acenaphthylene	7.7	U	7.7	3.8
98-86-2	Acetophenone	120	U	120	11
120-12-7	Anthracene	7.7	U	7.7	3.8
1912-24-9	Atrazine	230	U	230	11
100-52-7	Benzaldehyde	120	U	120	14
56-55-3	Benzo[a]anthracene	7.7	U	7.7	3.8
50-32-8	Benzo[a]pyrene	7.7	U	7.7	3.8
205-99-2	Benzo[b]fluoranthene	7.7	U	7.7	3.8
191-24-2	Benzo[g,h,i]perylene	7.7	U	7.7	3.8
207-08-9	Benzo[k]fluoranthene	7.7	U	7.7	3.8

FORM I

GC/MS SEMI VOA ORGANICS ANALYSIS DATA SHEET

Lab Name: TestAmerica North Canton | Job No.: 240-1112-1

SDG No.:

Client Sample ID: DR-SB-27-10 | Lab Sample ID: 240-1112-4

Matrix: Solid | Lab File ID: 1112G4C.D

Analysis Method: 8270D | Date Collected: 06/13/2011 23:45

Extract. Method: 3540C | Date Extracted: 06/25/2011 07:44

Sample wt/vol: 30.05(g) | Date Analyzed: 07/18/2011 15:46

Con. Extract Vol.: 2(mL) | Dilution Factor: 1

Injection Volume: 1(uL) | Level: (low/med) Low

% Moisture: 13.7 | GPC Cleanup:(Y/N) N

Analysis Batch No.: 9079 | Units: ug/Kg

CAS NO.	COMPOUND NAME	RESULT	Q	RL	MDL
111-91-1	Bis(2-chloroethoxy)methane	120	U	120	25
111-44-4	Bis(2-chloroethyl)ether	120	U	120	2.3
117-81-7	Bis(2-ethylhexyl) phthalate	58	U	58	22
85-68-7	Butyl benzyl phthalate	58	U	58	12
105-60-2	Caprolactam	380	U	380	43
86-74-8	Carbazole	58	U	58	31
218-01-9	Chrysene	7.7	U	7.7	1.3
84-74-2	Di-n-butyl phthalate	58	U	58	17
117-84-0	Di-n-octyl phthalate	58	U	58	31
53-70-3	Dibenzo(a,h)anthracene	7.7	U	7.7	3.8
132-64-9	Dibenzofuran	58	U	58	3.8
84-66-2	Diethyl phthalate	58	U	58	19
131-11-3	Dimethyl phthalate	58	U	58	20
206-44-0	Fluoranthene	7.7	U	7.7	3.8
86-73-7	Fluorene	7.7	U	7.7	3.8
118-74-1	Hexachlorobenzene	7.7	U	7.7	2.4
87-68-3	Hexachlorobutadiene	58	U	58	31
77-47-4	Hexachlorocyclopentadiene	380	U	380	31
67-72-1	Hexachloroethane	58	U	58	10
193-39-5	Indeno[1,2,3-cd]pyrene	7.7	U	7.7	3.8
78-59-1	Isophorone	58	U	58	15
621-64-7	N-Nitrosodi-n-propylamine	58	U	58	31
62-75-9	N-Nitrosodimethylamine	120	U	120	19
86-30-6	N-Nitrosodiphenylamine	58	U	58	24
91-20-3	Naphthalene	7.7	U	7.7	3.8
98-95-3	Nitrobenzene	120	U	120	2.5
87-86-5	Pentachlorophenol	170	U	170	93
85-01-8	Phenanthrene	7.7	U	7.7	3.8
108-95-2	Phenol	58	U	58	31
129-00-0	Pyrene	7.7	U	7.7	3.8
108-60-1	2,2'-oxybis[1-chloropropane]	120	U	120	11
606-20-2	2,6-Dinitrotoluene	230	U	230	24
100-02-7	4-Nitrophenol	380	U	380	93

FORM I
GC/MS SEMI VOA ORGANICS ANALYSIS DATA SHEET

Lab Name: TestAmerica North Canton | Job No.: 240-1112-1

SDG No.:

Client Sample ID: DR-SB-27-10 | Lab Sample ID: 240-1112-4

Matrix: Solid | Lab File ID: 1112G4C.D

Analysis Method: 8270D | Date Collected: 06/13/2011 23:45

Extract. Method: 3540C | Date Extracted: 06/25/2011 07:44

Sample wt/vol: 30.05(g) | Date Analyzed: 07/18/2011 15:46

Con. Extract Vol.: 2(mL) | Dilution Factor: 1

Injection Volume: 1(uL) | Level: (low/med) Low

% Moisture: 13.7 | GPC Cleanup:(Y/N) N

Analysis Batch No.: 9079 | Units: ug/Kg

CAS NO.	SURROGATE	%REC	Q	LIMITS
1718-51-0	Terphenyl-d14 (Surr)	77		41-119
4165-62-2	Phenol-d5 (Surr)	73		28-110
4165-60-0	Nitrobenzene-d5 (Surr)	61		24-112
367-12-4	2-Fluorophenol (Surr)	71		26-110
321-60-8	2-Fluorobiphenyl (Surr)	61		34-110
118-79-6	2,4,6-Tribromophenol (Surr)	58		10-118

FORM I
GC/MS SEMI VOA ORGANICS ANALYSIS DATA SHEET

Lab Name: TestAmerica North Canton | Job No.: 240-1112-1

SDG No.:

Client Sample ID: DR-SB-28-02 | Lab Sample ID: 240-1112-5

Matrix: Solid | Lab File ID: 1112G5C.D

Analysis Method: 8270D | Date Collected: 06/13/2011 23:41

Extract. Method: 3540C | Date Extracted: 06/25/2011 07:44

Sample wt/vol: 30.03(g) | Date Analyzed: 07/13/2011 03:43

Con. Extract Vol.: 2(mL) | Dilution Factor: 1

Injection Volume: 1(uL) | Level: (low/med) Low

% Moisture: 18.1 | GPC Cleanup:(Y/N) N

Analysis Batch No.: 8302 | Units: ug/Kg

CAS NO.	COMPOUND NAME	RESULT	Q	RL	MDL
92-52-4	1,1'-Biphenyl	61	U	61	33
123-91-1	1,4-Dioxane	120	U	120	27
88-06-2	2,4,6-Trichlorophenol	180	U	180	98
95-95-4	2,4,5-Trichlorophenol	180	U	180	30
120-83-2	2,4-Dichlorophenol	180	U	180	24
105-67-9	2,4-Dimethylphenol	180	U	180	24
51-28-5	2,4-Dinitrophenol	400	U	400	98
121-14-2	2,4-Dinitrotoluene	240	U	240	33
91-58-7	2-Chloronaphthalene	61	U	61	4.0
95-57-8	2-Chlorophenol	61	U	61	33
91-57-6	2-Methylnaphthalene	12		8.1	4.0
95-48-7	2-Methylphenol	240	U	240	98
88-74-4	2-Nitroaniline	240	U	240	11
88-75-5	2-Nitrophenol	61	U	61	33
15831-10-4	3 & 4 Methylphenol	490	U	490	24
91-94-1	3,3'-Dichlorobenzidine	120	U	120	22
99-09-2	3-Nitroaniline	240	U	240	20
534-52-1	4,6-Dinitro-2-methylphenol	180	U	180	98
101-55-3	4-Bromophenyl phenyl ether	61	U	61	16
59-50-7	4-Chloro-3-methylphenol	180	U	180	26
106-47-8	4-Chloroaniline	180	U	180	21
7005-72-3	4-Chlorophenyl phenyl ether	61	U	61	16
100-01-6	4-Nitroaniline	240	U	240	32
83-32-9	Acenaphthene	8.1	U	8.1	4.0
208-96-8	Acenaphthylene	18		8.1	4.0
98-86-2	Acetophenone	120	U	120	11
120-12-7	Anthracene	34		8.1	4.0
1912-24-9	Atrazine	240	U	240	11
100-52-7	Benzaldehyde	120	U	120	15
56-55-3	Benzo[a]anthracene	140		8.1	4.0
50-32-8	Benzo[a]pyrene	160		8.1	4.0
205-99-2	Benzo[b]fluoranthene	180		8.1	4.0
191-24-2	Benzo[g,h,i]perylene	100		8.1	4.0
207-08-9	Benzo[k]fluoranthene	90		8.1	4.0

FORM I
GC/MS SEMI VOA ORGANICS ANALYSIS DATA SHEET

Lab Name: TestAmerica North Canton
Job No.: 240-1112-1
SDG No.:
Client Sample ID: DR-SB-28-02
Lab Sample ID: 240-1112-5
Matrix: Solid
Lab File ID: 1112G5C.D
Analysis Method: 8270D
Date Collected: 06/13/2011 23:41
Extract. Method: 3540C
Date Extracted: 06/25/2011 07:44
Sample wt/vol: 30.03(g)
Date Analyzed: 07/13/2011 03:43
Con. Extract Vol.: 2(mL)
Dilution Factor: 1
Injection Volume: 1(uL)
Level: (low/med) Low
% Moisture: 18.1
GPC Cleanup:(Y/N) N
Analysis Batch No.: 8302
Units: ug/Kg

CAS NO.	COMPOUND NAME	RESULT	Q	RL	MDL
111-91-1	Bis(2-chloroethoxy)methane	120	U	120	27
111-44-4	Bis(2-chloroethyl)ether	120	U	120	2.4
117-81-7	Bis(2-ethylhexyl) phthalate	25	J	61	23
85-68-7	Butyl benzyl phthalate	61	U	61	12
105-60-2	Caprolactam	400	U	400	45
86-74-8	Carbazole	61	U	61	33
218-01-9	Chrysene	150		8.1	1.3
84-74-2	Di-n-butyl phthalate	61	U	61	18
117-84-0	Di-n-octyl phthalate	61	U	61	33
53-70-3	Dibenzo(a,h)anthracene	25		8.1	4.0
132-64-9	Dibenzofuran	61	U	61	4.0
84-66-2	Diethyl phthalate	61	U	61	20
131-11-3	Dimethyl phthalate	61	U	61	21
206-44-0	Fluoranthene	220		8.1	4.0
86-73-7	Fluorene	8.6		8.1	4.0
118-74-1	Hexachlorobenzene	8.1	U	8.1	2.6
87-68-3	Hexachlorobutadiene	61	U	61	33
77-47-4	Hexachlorocyclopentadiene	400	U	400	33
67-72-1	Hexachloroethane	61	U	61	11
193-39-5	Indeno[1,2,3-cd]pyrene	77		8.1	4.0
78-59-1	Isophorone	61	U	61	16
621-64-7	N-Nitrosodi-n-propylamine	61	U	61	33
62-75-9	N-Nitrosodimethylamine	120	U	120	20
86-30-6	N-Nitrosodiphenylamine	61	U	61	26
91-20-3	Naphthalene	12		8.1	4.0
98-95-3	Nitrobenzene	120	U	120	2.7
87-86-5	Pentachlorophenol	180	U	180	98
85-01-8	Phenanthrene	110		8.1	4.0
108-95-2	Phenol	61	U	61	33
129-00-0	Pyrene	270		8.1	4.0
108-60-1	2,2'-oxybis[1-chloropropane]	120	U	120	12
606-20-2	2,6-Dinitrotoluene	240	U	240	26
100-02-7	4-Nitrophenol	400	U	400	98

FORM I
GC/MS SEMI VOA ORGANICS ANALYSIS DATA SHEET

Lab Name: TestAmerica North Canton | Job No.: 240-1112-1

SDG No.:

Client Sample ID: DR-SB-28-02 | Lab Sample ID: 240-1112-5

Matrix: Solid | Lab File ID: 1112G5C.D

Analysis Method: 8270D | Date Collected: 06/13/2011 23:41

Extract. Method: 3540C | Date Extracted: 06/25/2011 07:44

Sample wt/vol: 30.03(g) | Date Analyzed: 07/13/2011 03:43

Con. Extract Vol.: 2(mL) | Dilution Factor: 1

Injection Volume: 1(uL) | Level: (low/med) Low

% Moisture: 18.1 | GPC Cleanup:(Y/N) N

Analysis Batch No.: 8302 | Units: ug/Kg

CAS NO.	SURROGATE	%REC	Q	LIMITS
1718-51-0	Terphenyl-d14 (Surr)	80		41-119
4165-62-2	Phenol-d5 (Surr)	60		28-110
4165-60-0	Nitrobenzene-d5 (Surr)	42		24-112
367-12-4	2-Fluorophenol (Surr)	53		26-110
321-60-8	2-Fluorobiphenyl (Surr)	50		34-110
118-79-6	2,4,6-Tribromophenol (Surr)	48		10-118

FORM I
GC/MS SEMI VOA ORGANICS ANALYSIS DATA SHEET

Lab Name: TestAmerica North Canton | Job No.: 240-1112-1

SDG No.:

Client Sample ID: DR-SB-28-10 | Lab Sample ID: 240-1112-6

Matrix: Solid | Lab File ID: 1112G6C.D

Analysis Method: 8270D | Date Collected: 06/13/2011 23:45

Extract. Method: 3540C | Date Extracted: 06/25/2011 07:44

Sample wt/vol: 30.08(g) | Date Analyzed: 07/18/2011 16:06

Con. Extract Vol.: 2(mL) | Dilution Factor: 1

Injection Volume: 1(uL) | Level: (low/med) Low

% Moisture: 13.8 | GPC Cleanup:(Y/N) N

Analysis Batch No.: 9079 | Units: ug/Kg

CAS NO.	COMPOUND NAME	RESULT	Q	RL	MDL
92-52-4	1,1'-Biphenyl	58	U	58	31
123-91-1	1,4-Dioxane	120	U	120	25
88-06-2	2,4,6-Trichlorophenol	170	U	170	93
95-95-4	2,4,5-Trichlorophenol	170	U	170	29
120-83-2	2,4-Dichlorophenol	170	U	170	23
105-67-9	2,4-Dimethylphenol	170	U	170	23
51-28-5	2,4-Dinitrophenol	380	U	380	93
121-14-2	2,4-Dinitrotoluene	230	U	230	31
91-58-7	2-Chloronaphthalene	58	U	58	3.8
95-57-8	2-Chlorophenol	58	U	58	31
91-57-6	2-Methylnaphthalene	7.7	U	7.7	3.8
95-48-7	2-Methylphenol	230	U	230	93
88-74-4	2-Nitroaniline	230	U	230	11
88-75-5	2-Nitrophenol	58	U	58	31
15831-10-4	3 & 4 Methylphenol	460	U	460	23
91-94-1	3,3'-Dichlorobenzidine	120	U	120	21
99-09-2	3-Nitroaniline	230	U	230	19
534-52-1	4,6-Dinitro-2-methylphenol	170	U	170	93
101-55-3	4-Bromophenyl phenyl ether	58	U	58	15
59-50-7	4-Chloro-3-methylphenol	170	U	170	24
106-47-8	4-Chloroaniline	170	U	170	20
7005-72-3	4-Chlorophenyl phenyl ether	58	U	58	15
100-01-6	4-Nitroaniline	230	U	230	30
83-32-9	Acenaphthene	7.7	U	7.7	3.8
208-96-8	Acenaphthylene	7.7	U	7.7	3.8
98-86-2	Acetophenone	120	U	120	11
120-12-7	Anthracene	7.7	U	7.7	3.8
1912-24-9	Atrazine	230	U	230	11
100-52-7	Benzaldehyde	120	U	120	14
56-55-3	Benzo[a]anthracene	7.7	U	7.7	3.8
50-32-8	Benzo[a]pyrene	7.7	U	7.7	3.8
205-99-2	Benzo[b]fluoranthene	7.7	U	7.7	3.8
191-24-2	Benzo[g,h,i]perylene	7.7	U	7.7	3.8
207-08-9	Benzo[k]fluoranthene	7.7	U	7.7	3.8

FORM I
GC/MS SEMI VOA ORGANICS ANALYSIS DATA SHEET

Lab Name: TestAmerica North Canton | Job No.: 240-1112-1

SDG No.:

Client Sample ID: DR-SB-28-10 | Lab Sample ID: 240-1112-6

Matrix: Solid | Lab File ID: 1112G6C.D

Analysis Method: 8270D | Date Collected: 06/13/2011 23:45

Extract. Method: 3540C | Date Extracted: 06/25/2011 07:44

Sample wt/vol: 30.08(g) | Date Analyzed: 07/18/2011 16:06

Con. Extract Vol.: 2(mL) | Dilution Factor: 1

Injection Volume: 1(uL) | Level: (low/med) Low

% Moisture: 13.8 | GPC Cleanup:(Y/N) N

Analysis Batch No.: 9079 | Units: ug/Kg

CAS NO.	COMPOUND NAME	RESULT	Q	RL	MDL
111-91-1	Bis(2-chloroethoxy)methane	120	U	120	25
111-44-4	Bis(2-chloroethyl)ether	120	U	120	2.3
117-81-7	Bis(2-ethylhexyl) phthalate	58	U	58	22
85-68-7	Butyl benzyl phthalate	58	U	58	12
105-60-2	Caprolactam	380	U	380	43
86-74-8	Carbazole	58	U	58	31
218-01-9	Chrysene	7.7	U	7.7	1.3
84-74-2	Di-n-butyl phthalate	58	U	58	17
117-84-0	Di-n-octyl phthalate	58	U	58	31
53-70-3	Dibenzo(a,h)anthracene	7.7	U	7.7	3.8
132-64-9	Dibenzofuran	58	U	58	3.8
84-66-2	Diethyl phthalate	58	U	58	19
131-11-3	Dimethyl phthalate	58	U	58	20
206-44-0	Fluoranthene	7.7	U	7.7	3.8
86-73-7	Fluorene	7.7	U	7.7	3.8
118-74-1	Hexachlorobenzene	7.7	U	7.7	2.4
87-68-3	Hexachlorobutadiene	58	U	58	31
77-47-4	Hexachlorocyclopentadiene	380	U	380	31
67-72-1	Hexachloroethane	58	U	58	10
193-39-5	Indeno[1,2,3-cd]pyrene	7.7	U	7.7	3.8
78-59-1	Isophorone	58	U	58	15
621-64-7	N-Nitrosodi-n-propylamine	58	U	58	31
62-75-9	N-Nitrosodimethylamine	120	U	120	19
86-30-6	N-Nitrosodiphenylamine	58	U	58	24
91-20-3	Naphthalene	7.7	U	7.7	3.8
98-95-3	Nitrobenzene	120	U	120	2.5
87-86-5	Pentachlorophenol	170	U	170	93
85-01-8	Phenanthrene	7.7	U	7.7	3.8
108-95-2	Phenol	58	U	58	31
129-00-0	Pyrene	7.7	U	7.7	3.8
108-60-1	2,2'-oxybis[1-chloropropane]	120	U	120	11
606-20-2	2,6-Dinitrotoluene	230	U	230	24
100-02-7	4-Nitrophenol	380	U	380	93

FORM I
GC/MS SEMI VOA ORGANICS ANALYSIS DATA SHEET

Lab Name: TestAmerica North Canton | Job No.: 240-1112-1

SDG No.:

Client Sample ID: DR-SB-28-10 | Lab Sample ID: 240-1112-6

Matrix: Solid | Lab File ID: 1112G6C.D

Analysis Method: 8270D | Date Collected: 06/13/2011 23:45

Extract. Method: 3540C | Date Extracted: 06/25/2011 07:44

Sample wt/vol: 30.08(g) | Date Analyzed: 07/18/2011 16:06

Con. Extract Vol.: 2(mL) | Dilution Factor: 1

Injection Volume: 1(uL) | Level: (low/med) Low

% Moisture: 13.8 | GPC Cleanup:(Y/N) N

Analysis Batch No.: 9079 | Units: ug/Kg

CAS NO.	SURROGATE	%REC	Q	LIMITS
1718-51-0	Terphenyl-d14 (Surr)	73		41-119
4165-62-2	Phenol-d5 (Surr)	77		28-110
4165-60-0	Nitrobenzene-d5 (Surr)	63		24-112
367-12-4	2-Fluorophenol (Surr)	74		26-110
321-60-8	2-Fluorobiphenyl (Surr)	62		34-110
118-79-6	2,4,6-Tribromophenol (Surr)	46		10-118

FORM I
GC/MS SEMI VOA ORGANICS ANALYSIS DATA SHEET

Lab Name: TestAmerica North Canton | Job No.: 240-1112-1

SDG No.:

Client Sample ID: DR-SB-29-02 | Lab Sample ID: 240-1112-7

Matrix: Solid | Lab File ID: 1112G7C.D

Analysis Method: 8270D | Date Collected: 06/13/2011 23:50

Extract. Method: 3540C | Date Extracted: 06/25/2011 07:44

Sample wt/vol: 30.10(g) | Date Analyzed: 07/13/2011 03:24

Con. Extract Vol.: 2(mL) | Dilution Factor: 5

Injection Volume: 1(uL) | Level: (low/med) Low

% Moisture: 17.5 | GPC Cleanup:(Y/N) N

Analysis Batch No.: 8302 | Units: ug/Kg

CAS NO.	COMPOUND NAME	RESULT	Q	RL	MDL
92-52-4	1,1'-Biphenyl	300	U	300	160
123-91-1	1,4-Dioxane	600	U	600	130
88-06-2	2,4,6-Trichlorophenol	910	U	910	480
95-95-4	2,4,5-Trichlorophenol	910	U	910	150
120-83-2	2,4-Dichlorophenol	910	U	910	120
105-67-9	2,4-Dimethylphenol	910	U	910	120
51-28-5	2,4-Dinitrophenol	2000	U	2000	480
121-14-2	2,4-Dinitrotoluene	1200	U	1200	160
91-58-7	2-Chloronaphthalene	300	U	300	20
95-57-8	2-Chlorophenol	300	U	300	160
91-57-6	2-Methylnaphthalene	40	U	40	20
95-48-7	2-Methylphenol	1200	U	1200	480
88-74-4	2-Nitroaniline	1200	U	1200	55
88-75-5	2-Nitrophenol	300	U	300	160
15831-10-4	3 & 4 Methylphenol	2400	U	2400	120
91-94-1	3,3'-Dichlorobenzidine	600	U	600	110
99-09-2	3-Nitroaniline	1200	U	1200	97
534-52-1	4,6-Dinitro-2-methylphenol	910	U	910	480
101-55-3	4-Bromophenyl phenyl ether	300	U	300	79
59-50-7	4-Chloro-3-methylphenol	910	U	910	130
106-47-8	4-Chloroaniline	910	U	910	100
7005-72-3	4-Chlorophenyl phenyl ether	300	U	300	79
100-01-6	4-Nitroaniline	1200	U	1200	160
83-32-9	Acenaphthene	40	U	40	20
208-96-8	Acenaphthylene	52		40	20
98-86-2	Acetophenone	600	U	600	56
120-12-7	Anthracene	49		40	20
1912-24-9	Atrazine	1200	U	1200	55
100-52-7	Benzaldehyde	600	U	600	72
56-55-3	Benzo[a]anthracene	200		40	20
50-32-8	Benzo[a]pyrene	220		40	20
205-99-2	Benzo[b]fluoranthene	270		40	20
191-24-2	Benzo[g,h,i]perylene	190		40	20
207-08-9	Benzo[k]fluoranthene	180		40	20

FORM I
GC/MS SEMI VOA ORGANICS ANALYSIS DATA SHEET

Lab Name: TestAmerica North Canton Job No.: 240-1112-1

SDG No.:

Client Sample ID: DR-SB-29-02 Lab Sample ID: 240-1112-7

Matrix: Solid Lab File ID: 1112G7C.D

Analysis Method: 8270D Date Collected: 06/13/2011 23:50

Extract. Method: 3540C Date Extracted: 06/25/2011 07:44

Sample wt/vol: 30.10(g) Date Analyzed: 07/13/2011 03:24

Con. Extract Vol.: 2(mL) Dilution Factor: 5

Injection Volume: 1(uL) Level: (low/med) Low

% Moisture: 17.5 GPC Cleanup:(Y/N) N

Analysis Batch No.: 8302 Units: ug/Kg

CAS NO.	COMPOUND NAME	RESULT	Q	RL	MDL
111-91-1	Bis(2-chloroethoxy)methane	600	U	600	130
111-44-4	Bis(2-chloroethyl)ether	600	U	600	12
117-81-7	Bis(2-ethylhexyl) phthalate	300	U	300	110
85-68-7	Butyl benzyl phthalate	300	U	300	60
105-60-2	Caprolactam	2000	U	2000	220
86-74-8	Carbazole	300	U	300	160
218-01-9	Chrysene	210		40	6.6
84-74-2	Di-n-butyl phthalate	300	U	300	91
117-84-0	Di-n-octyl phthalate	300	U	300	160
53-70-3	Dibenzo(a,h)anthracene	40	U	40	20
132-64-9	Dibenzofuran	300	U	300	20
84-66-2	Diethyl phthalate	300	U	300	97
131-11-3	Dimethyl phthalate	300	U	300	100
206-44-0	Fluoranthene	320		40	20
86-73-7	Fluorene	40	U	40	20
118-74-1	Hexachlorobenzene	40	U	40	13
87-68-3	Hexachlorobutadiene	300	U	300	160
77-47-4	Hexachlorocyclopentadiene	2000	U	2000	160
67-72-1	Hexachloroethane	300	U	300	54
193-39-5	Indeno[1,2,3-cd]pyrene	170		40	20
78-59-1	Isophorone	300	U	300	79
621-64-7	N-Nitrosodi-n-propylamine	300	U	300	160
62-75-9	N-Nitrosodimethylamine	600	U	600	97
86-30-6	N-Nitrosodiphenylamine	300	U	300	130
91-20-3	Naphthalene	40	U	40	20
98-95-3	Nitrobenzene	600	U	600	13
87-86-5	Pentachlorophenol	910	U	910	480
85-01-8	Phenanthrene	150		40	20
108-95-2	Phenol	300	U	300	160
129-00-0	Pyrene	290		40	20
108-60-1	2,2'-oxybis[1-chloropropane]	600	U	600	57
606-20-2	2,6-Dinitrotoluene	1200	U	1200	130
100-02-7	4-Nitrophenol	2000	U	2000	480

FORM I
GC/MS SEMI VOA ORGANICS ANALYSIS DATA SHEET

Lab Name: TestAmerica North Canton | Job No.: 240-1112-1

SDG No.:

Client Sample ID: DR-SB-29-02 | Lab Sample ID: 240-1112-7

Matrix: Solid | Lab File ID: 1112G7C.D

Analysis Method: 8270D | Date Collected: 06/13/2011 23:50

Extract. Method: 3540C | Date Extracted: 06/25/2011 07:44

Sample wt/vol: 30.10(g) | Date Analyzed: 07/13/2011 03:24

Con. Extract Vol.: 2(mL) | Dilution Factor: 5

Injection Volume: 1(uL) | Level: (low/med) Low

% Moisture: 17.5 | GPC Cleanup:(Y/N) N

Analysis Batch No.: 8302 | Units: ug/Kg

CAS NO.	SURROGATE	%REC	Q	LIMITS
1718-51-0	Terphenyl-d14 (Surr)	90		41-119
4165-62-2	Phenol-d5 (Surr)	73		28-110
4165-60-0	Nitrobenzene-d5 (Surr)	61		24-112
367-12-4	2-Fluorophenol (Surr)	71		26-110
321-60-8	2-Fluorobiphenyl (Surr)	68		34-110
118-79-6	2,4,6-Tribromophenol (Surr)	76		10-118

FORM I
GC/MS SEMI VOA ORGANICS ANALYSIS DATA SHEET

Lab Name: TestAmerica North Canton | Job No.: 240-1112-1

SDG No.:

Client Sample ID: DR-SB-29-10 | Lab Sample ID: 240-1112-8

Matrix: Solid | Lab File ID: 1112G8C.D

Analysis Method: 8270D | Date Collected: 06/13/2011 23:55

Extract. Method: 3540C | Date Extracted: 06/25/2011 07:44

Sample wt/vol: 30.08(g) | Date Analyzed: 07/18/2011 16:25

Con. Extract Vol.: 2(mL) | Dilution Factor: 1

Injection Volume: 1(uL) | Level: (low/med) Low

% Moisture: 16.6 | GPC Cleanup:(Y/N) N

Analysis Batch No.: 9079 | Units: ug/Kg

CAS NO.	COMPOUND NAME	RESULT	Q	RL	MDL
92-52-4	1,1'-Biphenyl	60	U	60	32
123-91-1	1,4-Dioxane	120	U	120	26
88-06-2	2,4,6-Trichlorophenol	180	U	180	96
95-95-4	2,4,5-Trichlorophenol	180	U	180	30
120-83-2	2,4-Dichlorophenol	180	U	180	24
105-67-9	2,4-Dimethylphenol	180	U	180	24
51-28-5	2,4-Dinitrophenol	390	U	390	96
121-14-2	2,4-Dinitrotoluene	240	U	240	32
91-58-7	2-Chloronaphthalene	60	U	60	3.9
95-57-8	2-Chlorophenol	60	U	60	32
91-57-6	2-Methylnaphthalene	8.0	U	8.0	3.9
95-48-7	2-Methylphenol	240	U	240	96
88-74-4	2-Nitroaniline	240	U	240	11
88-75-5	2-Nitrophenol	60	U	60	32
15831-10-4	3 & 4 Methylphenol	480	U	480	24
91-94-1	3,3'-Dichlorobenzidine	120	U	120	22
99-09-2	3-Nitroaniline	240	U	240	19
534-52-1	4,6-Dinitro-2-methylphenol	180	U	180	96
101-55-3	4-Bromophenyl phenyl ether	60	U	60	16
59-50-7	4-Chloro-3-methylphenol	180	U	180	25
106-47-8	4-Chloroaniline	180	U	180	20
7005-72-3	4-Chlorophenyl phenyl ether	60	U	60	16
100-01-6	4-Nitroaniline	240	U	240	31
83-32-9	Acenaphthene	8.0	U	8.0	3.9
208-96-8	Acenaphthylene	8.0	U	8.0	3.9
98-86-2	Acetophenone	120	U	120	11
120-12-7	Anthracene	8.0	U	8.0	3.9
1912-24-9	Atrazine	240	U	240	11
100-52-7	Benzaldehyde	120	U	120	14
56-55-3	Benzo[a]anthracene	8.0	U	8.0	3.9
50-32-8	Benzo[a]pyrene	8.0	U	8.0	3.9
205-99-2	Benzo[b]fluoranthene	8.0	U	8.0	3.9
191-24-2	Benzo[g,h,i]perylene	8.0	U	8.0	3.9
207-08-9	Benzo[k]fluoranthene	8.0	U	8.0	3.9

FORM I
GC/MS SEMI VOA ORGANICS ANALYSIS DATA SHEET

Lab Name: TestAmerica North Canton | Job No.: 240-1112-1

SDG No.:

Client Sample ID: DR-SB-29-10 | Lab Sample ID: 240-1112-8

Matrix: Solid | Lab File ID: 1112G8C.D

Analysis Method: 8270D | Date Collected: 06/13/2011 23:55

Extract. Method: 3540C | Date Extracted: 06/25/2011 07:44

Sample wt/vol: 30.08(g) | Date Analyzed: 07/18/2011 16:25

Con. Extract Vol.: 2(mL) | Dilution Factor: 1

Injection Volume: 1(uL) | Level: (low/med) Low

% Moisture: 16.6 | GPC Cleanup:(Y/N) N

Analysis Batch No.: 9079 | Units: ug/Kg

CAS NO.	COMPOUND NAME	RESULT	Q	RL	MDL
111-91-1	Bis(2-chloroethoxy)methane	120	U	120	26
111-44-4	Bis(2-chloroethyl)ether	120	U	120	2.4
117-81-7	Bis(2-ethylhexyl) phthalate	60	U	60	23
85-68-7	Butyl benzyl phthalate	60	U	60	12
105-60-2	Caprolactam	390	U	390	44
86-74-8	Carbazole	60	U	60	32
218-01-9	Chrysene	8.0	U	8.0	1.3
84-74-2	Di-n-butyl phthalate	60	U	60	18
117-84-0	Di-n-octyl phthalate	60	U	60	32
53-70-3	Dibenzo(a,h)anthracene	8.0	U	8.0	3.9
132-64-9	Dibenzofuran	60	U	60	3.9
84-66-2	Diethyl phthalate	60	U	60	19
131-11-3	Dimethyl phthalate	60	U	60	20
206-44-0	Fluoranthene	8.0	U	8.0	3.9
86-73-7	Fluorene	8.0	U	8.0	3.9
118-74-1	Hexachlorobenzene	8.0	U	8.0	2.5
87-68-3	Hexachlorobutadiene	60	U	60	32
77-47-4	Hexachlorocyclopentadiene	390	U	390	32
67-72-1	Hexachloroethane	60	U	60	11
193-39-5	Indeno[1,2,3-cd]pyrene	8.0	U	8.0	3.9
78-59-1	Isophorone	60	U	60	16
621-64-7	N-Nitrosodi-n-propylamine	60	U	60	32
62-75-9	N-Nitrosodimethylamine	120	U	120	19
86-30-6	N-Nitrosodiphenylamine	60	U	60	25
91-20-3	Naphthalene	8.0	U	8.0	3.9
98-95-3	Nitrobenzene	120	U	120	2.6
87-86-5	Pentachlorophenol	180	U	180	96
85-01-8	Phenanthrene	8.0	U	8.0	3.9
108-95-2	Phenol	60	U	60	32
129-00-0	Pyrene	8.0	U	8.0	3.9
108-60-1	2,2'-oxybis[1-chloropropane]	120	U	120	11
606-20-2	2,6-Dinitrotoluene	240	U	240	25
100-02-7	4-Nitrophenol	390	U	390	96

FORM I
GC/MS SEMI VOA ORGANICS ANALYSIS DATA SHEET

Lab Name: TestAmerica North Canton Job No.: 240-1112-1

SDG No.:

Client Sample ID: DR-SB-29-10 Lab Sample ID: 240-1112-8

Matrix: Solid Lab File ID: 1112G8C.D

Analysis Method: 8270D Date Collected: 06/13/2011 23:55

Extract. Method: 3540C Date Extracted: 06/25/2011 07:44

Sample wt/vol: 30.08(g) Date Analyzed: 07/18/2011 16:25

Con. Extract Vol.: 2(mL) Dilution Factor: 1

Injection Volume: 1(uL) Level: (low/med) Low

% Moisture: 16.6 GPC Cleanup: (Y/N) N

Analysis Batch No.: 9079 Units: ug/Kg

CAS NO.	SURROGATE	%REC	Q	LIMITS
1718-51-0	Terphenyl-d14 (Surr)	70		41-119
4165-62-2	Phenol-d5 (Surr)	67		28-110
4165-60-0	Nitrobenzene-d5 (Surr)	52		24-112
367-12-4	2-Fluorophenol (Surr)	63		26-110
321-60-8	2-Fluorobiphenyl (Surr)	54		34-110
118-79-6	2,4,6-Tribromophenol (Surr)	44		10-118

FORM I
GC/MS SEMI VOA ORGANICS ANALYSIS DATA SHEET

Lab Name: TestAmerica North Canton | Job No.: 240-1112-1

SDG No.:

Client Sample ID: DR-SB-30-02 | Lab Sample ID: 240-1112-9

Matrix: Solid | Lab File ID: 1112G9B.D

Analysis Method: 8270D | Date Collected: 06/14/2011 00:50

Extract. Method: 3540C | Date Extracted: 06/25/2011 07:44

Sample wt/vol: 30.00(g) | Date Analyzed: 07/18/2011 18:02

Con. Extract Vol.: 2(mL) | Dilution Factor: 1

Injection Volume: 1(uL) | Level: (low/med) Low

% Moisture: 11.7 | GPC Cleanup:(Y/N) N

Analysis Batch No.: 9079 | Units: ug/Kg

CAS NO.	COMPOUND NAME	RESULT	Q	RL	MDL
92-52-4	1,1'-Biphenyl	57	U	57	31
123-91-1	1,4-Dioxane	110	U	110	25
88-06-2	2,4,6-Trichlorophenol	170	U	170	91
95-95-4	2,4,5-Trichlorophenol	170	U	170	28
120-83-2	2,4-Dichlorophenol	170	U	170	23
105-67-9	2,4-Dimethylphenol	170	U	170	23
51-28-5	2,4-Dinitrophenol	370	U	370	91
121-14-2	2,4-Dinitrotoluene	230	U	230	31
91-58-7	2-Chloronaphthalene	57	U	57	3.7
95-57-8	2-Chlorophenol	57	U	57	31
91-57-6	2-Methylnaphthalene	7.6	U	7.6	3.7
95-48-7	2-Methylphenol	230	U	230	91
88-74-4	2-Nitroaniline	230	U	230	10
88-75-5	2-Nitrophenol	57	U	57	31
15831-10-4	3 & 4 Methylphenol	450	U	450	23
91-94-1	3,3'-Dichlorobenzidine	110	U	110	20
99-09-2	3-Nitroaniline	230	U	230	18
534-52-1	4,6-Dinitro-2-methylphenol	170	U	170	91
101-55-3	4-Bromophenyl phenyl ether	57	U	57	15
59-50-7	4-Chloro-3-methylphenol	170	U	170	24
106-47-8	4-Chloroaniline	170	U	170	19
7005-72-3	4-Chlorophenyl phenyl ether	57	U	57	15
100-01-6	4-Nitroaniline	230	U	230	29
83-32-9	Acenaphthene	7.6	U	7.6	3.7
208-96-8	Acenaphthylene	7.6	U	7.6	3.7
98-86-2	Acetophenone	110	U	110	10
120-12-7	Anthracene	7.7		7.6	3.7
1912-24-9	Atrazine	230	U	230	10
100-52-7	Benzaldehyde	110	U	110	14
56-55-3	Benzo[a]anthracene	33		7.6	3.7
50-32-8	Benzo[a]pyrene	34		7.6	3.7
205-99-2	Benzo[b]fluoranthene	42		7.6	3.7
191-24-2	Benzo[g,h,i]perylene	26		7.6	3.7
207-08-9	Benzo[k]fluoranthene	22		7.6	3.7

FORM I
GC/MS SEMI VOA ORGANICS ANALYSIS DATA SHEET

Lab Name: TestAmerica North Canton | Job No.: 240-1112-1

SDG No.:

Client Sample ID: DR-SB-30-02 | Lab Sample ID: 240-1112-9

Matrix: Solid | Lab File ID: 1112G9B.D

Analysis Method: 8270D | Date Collected: 06/14/2011 00:50

Extract. Method: 3540C | Date Extracted: 06/25/2011 07:44

Sample wt/vol: 30.00(g) | Date Analyzed: 07/18/2011 18:02

Con. Extract Vol.: 2(mL) | Dilution Factor: 1

Injection Volume: 1(uL) | Level: (low/med) Low

% Moisture: 11.7 | GPC Cleanup:(Y/N) N

Analysis Batch No.: 9079 | Units: ug/Kg

CAS NO.	COMPOUND NAME	RESULT	Q	RL	MDL
111-91-1	Bis(2-chloroethoxy)methane	110	U	110	25
111-44-4	Bis(2-chloroethyl)ether	110	U	110	2.3
117-81-7	Bis(2-ethylhexyl) phthalate	24	J	57	22
85-68-7	Butyl benzyl phthalate	57	U	57	11
105-60-2	Caprolactam	370	U	370	42
86-74-8	Carbazole	57	U	57	31
218-01-9	Chrysene	36		7.6	1.2
84-74-2	Di-n-butyl phthalate	57	U	57	17
117-84-0	Di-n-octyl phthalate	57	U	57	31
53-70-3	Dibenzo(a,h)anthracene	7.6	U	7.6	3.7
132-64-9	Dibenzofuran	57	U	57	3.7
84-66-2	Diethyl phthalate	57	U	57	18
131-11-3	Dimethyl phthalate	57	U	57	19
206-44-0	Fluoranthene	71		7.6	3.7
86-73-7	Fluorene	7.6	U	7.6	3.7
118-74-1	Hexachlorobenzene	7.6	U	7.6	2.4
87-68-3	Hexachlorobutadiene	57	U	57	31
77-47-4	Hexachlorocyclopentadiene	370	U	370	31
67-72-1	Hexachloroethane	57	U	57	10
193-39-5	Indeno[1,2,3-cd]pyrene	19		7.6	3.7
78-59-1	Isophorone	57	U	57	15
621-64-7	N-Nitrosodi-n-propylamine	57	U	57	31
62-75-9	N-Nitrosodimethylamine	110	U	110	18
86-30-6	N-Nitrosodiphenylamine	57	U	57	24
91-20-3	Naphthalene	7.6	U	7.6	3.7
98-95-3	Nitrobenzene	110	U	110	2.5
87-86-5	Pentachlorophenol	170	U	170	91
85-01-8	Phenanthrene	31		7.6	3.7
108-95-2	Phenol	57	U	57	31
129-00-0	Pyrene	61		7.6	3.7
108-60-1	2,2'-oxybis[1-chloropropane]	110	U	110	11
606-20-2	2,6-Dinitrotoluene	230	U	230	24
100-02-7	4-Nitrophenol	370	U	370	91

FORM I
GC/MS SEMI VOA ORGANICS ANALYSIS DATA SHEET

Lab Name: TestAmerica North Canton | Job No.: 240-1112-1

SDG No.:

Client Sample ID: DR-SB-30-02 | Lab Sample ID: 240-1112-9

Matrix: Solid | Lab File ID: 1112G9B.D

Analysis Method: 8270D | Date Collected: 06/14/2011 00:50

Extract. Method: 3540C | Date Extracted: 06/25/2011 07:44

Sample wt/vol: 30.00(g) | Date Analyzed: 07/18/2011 18:02

Con. Extract Vol.: 2(mL) | Dilution Factor: 1

Injection Volume: 1(uL) | Level: (low/med) Low

% Moisture: 11.7 | GPC Cleanup:(Y/N) N

Analysis Batch No.: 9079 | Units: ug/Kg

CAS NO.	SURROGATE	%REC	Q	LIMITS
1718-51-0	Terphenyl-d14 (Surr)	70		41-119
4165-62-2	Phenol-d5 (Surr)	71		28-110
4165-60-0	Nitrobenzene-d5 (Surr)	55		24-112
367-12-4	2-Fluorophenol (Surr)	66		26-110
321-60-8	2-Fluorobiphenyl (Surr)	57		34-110
118-79-6	2,4,6-Tribromophenol (Surr)	42		10-118

FORM I
GC/MS SEMI VOA ORGANICS ANALYSIS DATA SHEET

Lab Name: TestAmerica North Canton | Job No.: 240-1112-1

SDG No.:

Client Sample ID: DR-SB-30-08 | Lab Sample ID: 240-1112-10

Matrix: Solid | Lab File ID: 1112G10B.D

Analysis Method: 8270D | Date Collected: 06/14/2011 00:55

Extract. Method: 3540C | Date Extracted: 06/25/2011 07:44

Sample wt/vol: 30.10(g) | Date Analyzed: 07/18/2011 17:04

Con. Extract Vol.: 2(mL) | Dilution Factor: 1

Injection Volume: 1(uL) | Level: (low/med) Low

% Moisture: 18.9 | GPC Cleanup:(Y/N) N

Analysis Batch No.: 9079 | Units: ug/Kg

CAS NO.	COMPOUND NAME	RESULT	Q	RL	MDL
92-52-4	1,1'-Biphenyl	61	U	61	33
123-91-1	1,4-Dioxane	120	U	120	27
88-06-2	2,4,6-Trichlorophenol	180	U	180	98
95-95-4	2,4,5-Trichlorophenol	180	U	180	31
120-83-2	2,4-Dichlorophenol	180	U	180	25
105-67-9	2,4-Dimethylphenol	180	U	180	25
51-28-5	2,4-Dinitrophenol	410	U	410	98
121-14-2	2,4-Dinitrotoluene	250	U	250	33
91-58-7	2-Chloronaphthalene	61	U	61	4.1
95-57-8	2-Chlorophenol	61	U	61	33
91-57-6	2-Methylnaphthalene	8.2	U	8.2	4.1
95-48-7	2-Methylphenol	250	U	250	98
88-74-4	2-Nitroaniline	250	U	250	11
88-75-5	2-Nitrophenol	61	U	61	33
15831-10-4	3 & 4 Methylphenol	490	U	490	25
91-94-1	3,3'-Dichlorobenzidine	120	U	120	22
99-09-2	3-Nitroaniline	250	U	250	20
534-52-1	4,6-Dinitro-2-methylphenol	180	U	180	98
101-55-3	4-Bromophenyl phenyl ether	61	U	61	16
59-50-7	4-Chloro-3-methylphenol	180	U	180	26
106-47-8	4-Chloroaniline	180	U	180	21
7005-72-3	4-Chlorophenyl phenyl ether	61	U	61	16
100-01-6	4-Nitroaniline	250	U	250	32
83-32-9	Acenaphthene	8.2	U	8.2	4.1
208-96-8	Acenaphthylene	8.2	U	8.2	4.1
98-86-2	Acetophenone	120	U	120	11
120-12-7	Anthracene	8.2	U	8.2	4.1
1912-24-9	Atrazine	250	U	250	11
100-52-7	Benzaldehyde	120	U	120	15
56-55-3	Benzo[a]anthracene	8.2	U	8.2	4.1
50-32-8	Benzo[a]pyrene	8.2	U	8.2	4.1
205-99-2	Benzo[b]fluoranthene	8.2	U	8.2	4.1
191-24-2	Benzo[g,h,i]perylene	8.2	U	8.2	4.1
207-08-9	Benzo[k]fluoranthene	8.2	U	8.2	4.1

FORM I
GC/MS SEMI VOA ORGANICS ANALYSIS DATA SHEET

Lab Name: TestAmerica North Canton | Job No.: 240-1112-1

SDG No.:

Client Sample ID: DR-SB-30-08 | Lab Sample ID: 240-1112-10

Matrix: Solid | Lab File ID: 1112G10B.D

Analysis Method: 8270D | Date Collected: 06/14/2011 00:55

Extract. Method: 3540C | Date Extracted: 06/25/2011 07:44

Sample wt/vol: 30.10(g) | Date Analyzed: 07/18/2011 17:04

Con. Extract Vol.: 2(mL) | Dilution Factor: 1

Injection Volume: 1(uL) | Level: (low/med) Low

% Moisture: 18.9 | GPC Cleanup:(Y/N) N

Analysis Batch No.: 9079 | Units: ug/Kg

CAS NO.	COMPOUND NAME	RESULT	Q	RL	MDL
111-91-1	Bis(2-chloroethoxy)methane	120	U	120	27
111-44-4	Bis(2-chloroethyl)ether	120	U	120	2.5
117-81-7	Bis(2-ethylhexyl) phthalate	61	U	61	23
85-68-7	Butyl benzyl phthalate	61	U	61	12
105-60-2	Caprolactam	410	U	410	45
86-74-8	Carbazole	61	U	61	33
218-01-9	Chrysene	8.2	U	8.2	1.4
84-74-2	Di-n-butyl phthalate	61	U	61	18
117-84-0	Di-n-octyl phthalate	61	U	61	33
53-70-3	Dibenzo(a,h)anthracene	8.2	U	8.2	4.1
132-64-9	Dibenzofuran	61	U	61	4.1
84-66-2	Diethyl phthalate	61	U	61	20
131-11-3	Dimethyl phthalate	61	U	61	21
206-44-0	Fluoranthene	8.2	U	8.2	4.1
86-73-7	Fluorene	8.2	U	8.2	4.1
118-74-1	Hexachlorobenzene	8.2	U	8.2	2.6
87-68-3	Hexachlorobutadiene	61	U	61	33
77-47-4	Hexachlorocyclopentadiene	410	U	410	33
67-72-1	Hexachloroethane	61	U	61	11
193-39-5	Indeno[1,2,3-cd]pyrene	8.2	U	8.2	4.1
78-59-1	Isophorone	61	U	61	16
621-64-7	N-Nitrosodi-n-propylamine	61	U	61	33
62-75-9	N-Nitrosodimethylamine	120	U	120	20
86-30-6	N-Nitrosodiphenylamine	61	U	61	26
91-20-3	Naphthalene	8.2	U	8.2	4.1
98-95-3	Nitrobenzene	120	U	120	2.7
87-86-5	Pentachlorophenol	180	U	180	98
85-01-8	Phenanthrene	8.2	U	8.2	4.1
108-95-2	Phenol	61	U	61	33
129-00-0	Pyrene	8.2	U	8.2	4.1
108-60-1	2,2'-oxybis[1-chloropropane]	120	U	120	12
606-20-2	2,6-Dinitrotoluene	250	U	250	26
100-02-7	4-Nitrophenol	410	U	410	98

FORM I
GC/MS SEMI VOA ORGANICS ANALYSIS DATA SHEET

Lab Name: TestAmerica North Canton | Job No.: 240-1112-1

SDG No.:

Client Sample ID: DR-SB-30-08 | Lab Sample ID: 240-1112-10

Matrix: Solid | Lab File ID: 1112G10B.D

Analysis Method: 8270D | Date Collected: 06/14/2011 00:55

Extract. Method: 3540C | Date Extracted: 06/25/2011 07:44

Sample wt/vol: 30.10(g) | Date Analyzed: 07/18/2011 17:04

Con. Extract Vol.: 2(mL) | Dilution Factor: 1

Injection Volume: 1(uL) | Level: (low/med) Low

% Moisture: 18.9 | GPC Cleanup:(Y/N) N

Analysis Batch No.: 9079 | Units: ug/Kg

CAS NO.	SURROGATE	%REC	Q	LIMITS
1718-51-0	Terphenyl-d14 (Surr)	70		41-119
4165-62-2	Phenol-d5 (Surr)	71		28-110
4165-60-0	Nitrobenzene-d5 (Surr)	57		24-112
367-12-4	2-Fluorophenol (Surr)	68		26-110
321-60-8	2-Fluorobiphenyl (Surr)	55		34-110
118-79-6	2,4,6-Tribromophenol (Surr)	45		10-118

FORM I
GC/MS SEMI VOA ORGANICS ANALYSIS DATA SHEET

Lab Name: TestAmerica North Canton | Job No.: 240-1112-1

SDG No.:

Client Sample ID: DR-SB-31-02 | Lab Sample ID: 240-1112-11

Matrix: Solid | Lab File ID: 1112G11B.D

Analysis Method: 8270D | Date Collected: 06/14/2011 00:18

Extract. Method: 3540C | Date Extracted: 06/25/2011 07:44

Sample wt/vol: 30.10(g) | Date Analyzed: 07/18/2011 16:44

Con. Extract Vol.: 2(mL) | Dilution Factor: 1

Injection Volume: 1(uL) | Level: (low/med) Low

% Moisture: 8.4 | GPC Cleanup:(Y/N) N

Analysis Batch No.: 9079 | Units: ug/Kg

CAS NO.	COMPOUND NAME	RESULT	Q	RL	MDL
92-52-4	1,1'-Biphenyl	54	U	54	29
123-91-1	1,4-Dioxane	110	U	110	24
88-06-2	2,4,6-Trichlorophenol	160	U	160	87
95-95-4	2,4,5-Trichlorophenol	160	U	160	27
120-83-2	2,4-Dichlorophenol	160	U	160	22
105-67-9	2,4-Dimethylphenol	160	U	160	22
51-28-5	2,4-Dinitrophenol	360	U	360	87
121-14-2	2,4-Dinitrotoluene	220	U	220	29
91-58-7	2-Chloronaphthalene	54	U	54	3.6
95-57-8	2-Chlorophenol	54	U	54	29
91-57-6	2-Methylnaphthalene	7.3	U	7.3	3.6
95-48-7	2-Methylphenol	220	U	220	87
88-74-4	2-Nitroaniline	220	U	220	9.9
88-75-5	2-Nitrophenol	54	U	54	29
15831-10-4	3 & 4 Methylphenol	440	U	440	22
91-94-1	3,3'-Dichlorobenzidine	110	U	110	20
99-09-2	3-Nitroaniline	220	U	220	17
534-52-1	4,6-Dinitro-2-methylphenol	160	U	160	87
101-55-3	4-Bromophenyl phenyl ether	54	U	54	14
59-50-7	4-Chloro-3-methylphenol	160	U	160	23
106-47-8	4-Chloroaniline	160	U	160	18
7005-72-3	4-Chlorophenyl phenyl ether	54	U	54	14
100-01-6	4-Nitroaniline	220	U	220	28
83-32-9	Acenaphthene	7.3	U	7.3	3.6
208-96-8	Acenaphthylene	7.3	U	7.3	3.6
98-86-2	Acetophenone	110	U	110	10
120-12-7	Anthracene	7.3	U	7.3	3.6
1912-24-9	Atrazine	220	U	220	9.9
100-52-7	Benzaldehyde	110	U	110	13
56-55-3	Benzo[a]anthracene	7.3	U	7.3	3.6
50-32-8	Benzo[a]pyrene	7.3	U	7.3	3.6
205-99-2	Benzo[b]fluoranthene	7.3	U	7.3	3.6
191-24-2	Benzo[g,h,i]perylene	7.3	U	7.3	3.6
207-08-9	Benzo[k]fluoranthene	7.3	U	7.3	3.6

FORM I
GC/MS SEMI VOA ORGANICS ANALYSIS DATA SHEET

Lab Name: TestAmerica North Canton | Job No.: 240-1112-1

SDG No.:

Client Sample ID: DR-SB-31-02 | Lab Sample ID: 240-1112-11

Matrix: Solid | Lab File ID: 1112G11B.D

Analysis Method: 8270D | Date Collected: 06/14/2011 00:18

Extract. Method: 3540C | Date Extracted: 06/25/2011 07:44

Sample wt/vol: 30.10(g) | Date Analyzed: 07/18/2011 16:44

Con. Extract Vol.: 2(mL) | Dilution Factor: 1

Injection Volume: 1(uL) | Level: (low/med) Low

% Moisture: 8.4 | GPC Cleanup:(Y/N) N

Analysis Batch No.: 9079 | Units: ug/Kg

CAS NO.	COMPOUND NAME	RESULT	Q	RL	MDL
111-91-1	Bis(2-chloroethoxy)methane	110	U	110	24
111-44-4	Bis(2-chloroethyl)ether	110	U	110	2.2
117-81-7	Bis(2-ethylhexyl) phthalate	54	U	54	21
85-68-7	Butyl benzyl phthalate	54	U	54	11
105-60-2	Caprolactam	360	U	360	40
86-74-8	Carbazole	54	U	54	29
218-01-9	Chrysene	7.3	U	7.3	1.2
84-74-2	Di-n-butyl phthalate	54	U	54	16
117-84-0	Di-n-octyl phthalate	54	U	54	29
53-70-3	Dibenzo(a,h)anthracene	7.3	U	7.3	3.6
132-64-9	Dibenzofuran	54	U	54	3.6
84-66-2	Diethyl phthalate	54	U	54	17
131-11-3	Dimethyl phthalate	54	U	54	18
206-44-0	Fluoranthene	7.3	U	7.3	3.6
86-73-7	Fluorene	7.3	U	7.3	3.6
118-74-1	Hexachlorobenzene	7.3	U	7.3	2.3
87-68-3	Hexachlorobutadiene	54	U	54	29
77-47-4	Hexachlorocyclopentadiene	360	U	360	29
67-72-1	Hexachloroethane	54	U	54	9.8
193-39-5	Indeno[1,2,3-cd]pyrene	7.3	U	7.3	3.6
78-59-1	Isophorone	54	U	54	14
621-64-7	N-Nitrosodi-n-propylamine	54	U	54	29
62-75-9	N-Nitrosodimethylamine	110	U	110	17
86-30-6	N-Nitrosodiphenylamine	54	U	54	23
91-20-3	Naphthalene	7.3	U	7.3	3.6
98-95-3	Nitrobenzene	110	U	110	2.4
87-86-5	Pentachlorophenol	160	U	160	87
85-01-8	Phenanthrene	7.3	U	7.3	3.6
108-95-2	Phenol	54	U	54	29
129-00-0	Pyrene	7.3	U	7.3	3.6
108-60-1	2,2'-oxybis[1-chloropropane]	110	U	110	10
606-20-2	2,6-Dinitrotoluene	220	U	220	23
100-02-7	4-Nitrophenol	360	U	360	87

FORM I
GC/MS SEMI VOA ORGANICS ANALYSIS DATA SHEET

Lab Name: TestAmerica North Canton | Job No.: 240-1112-1

SDG No.:

Client Sample ID: DR-SB-31-02 | Lab Sample ID: 240-1112-11

Matrix: Solid | Lab File ID: 1112G11B.D

Analysis Method: 8270D | Date Collected: 06/14/2011 00:18

Extract. Method: 3540C | Date Extracted: 06/25/2011 07:44

Sample wt/vol: 30.10(g) | Date Analyzed: 07/18/2011 16:44

Con. Extract Vol.: 2(mL) | Dilution Factor: 1

Injection Volume: 1(uL) | Level: (low/med) Low

% Moisture: 8.4 | GPC Cleanup:(Y/N) N

Analysis Batch No.: 9079 | Units: ug/Kg

CAS NO.	SURROGATE	%REC	Q	LIMITS
1718-51-0	Terphenyl-d14 (Surr)	72		41-119
4165-62-2	Phenol-d5 (Surr)	71		28-110
4165-60-0	Nitrobenzene-d5 (Surr)	57		24-112
367-12-4	2-Fluorophenol (Surr)	68		26-110
321-60-8	2-Fluorobiphenyl (Surr)	57		34-110
118-79-6	2,4,6-Tribromophenol (Surr)	41		10-118

FORM I
GC/MS SEMI VOA ORGANICS ANALYSIS DATA SHEET

Lab Name: TestAmerica North Canton | Job No.: 240-1112-1

SDG No.:

Client Sample ID: DR-SB-31-14 | Lab Sample ID: 240-1112-12

Matrix: Solid | Lab File ID: 1112G12B.D

Analysis Method: 8270D | Date Collected: 06/14/2011 00:22

Extract. Method: 3540C | Date Extracted: 06/25/2011 07:44

Sample wt/vol: 30.02(g) | Date Analyzed: 07/18/2011 17:43

Con. Extract Vol.: 2(mL) | Dilution Factor: 1

Injection Volume: 1(uL) | Level: (low/med) Low

% Moisture: 17.8 | GPC Cleanup:(Y/N) N

Analysis Batch No.: 9079 | Units: ug/Kg

CAS NO.	COMPOUND NAME	RESULT	Q	RL	MDL
92-52-4	1,1'-Biphenyl	61	U	61	33
123-91-1	1,4-Dioxane	120	U	120	27
88-06-2	2,4,6-Trichlorophenol	180	U	180	97
95-95-4	2,4,5-Trichlorophenol	180	U	180	30
120-83-2	2,4-Dichlorophenol	180	U	180	24
105-67-9	2,4-Dimethylphenol	180	U	180	24
51-28-5	2,4-Dinitrophenol	400	U	400	97
121-14-2	2,4-Dinitrotoluene	240	U	240	33
91-58-7	2-Chloronaphthalene	61	U	61	4.0
95-57-8	2-Chlorophenol	61	U	61	33
91-57-6	2-Methylnaphthalene	8.1	U	8.1	4.0
95-48-7	2-Methylphenol	240	U	240	97
88-74-4	2-Nitroaniline	240	U	240	11
88-75-5	2-Nitrophenol	61	U	61	33
15831-10-4	3 & 4 Methylphenol	490	U	490	24
91-94-1	3,3'-Dichlorobenzidine	120	U	120	22
99-09-2	3-Nitroaniline	240	U	240	19
534-52-1	4,6-Dinitro-2-methylphenol	180	U	180	97
101-55-3	4-Bromophenyl phenyl ether	61	U	61	16
59-50-7	4-Chloro-3-methylphenol	180	U	180	26
106-47-8	4-Chloroaniline	180	U	180	21
7005-72-3	4-Chlorophenyl phenyl ether	61	U	61	16
100-01-6	4-Nitroaniline	240	U	240	32
83-32-9	Acenaphthene	8.1	U	8.1	4.0
208-96-8	Acenaphthylene	8.1	U	8.1	4.0
98-86-2	Acetophenone	120	U	120	11
120-12-7	Anthracene	8.1	U	8.1	4.0
1912-24-9	Atrazine	240	U	240	11
100-52-7	Benzaldehyde	120	U	120	15
56-55-3	Benzo[a]anthracene	8.1	U	8.1	4.0
50-32-8	Benzo[a]pyrene	8.1	U	8.1	4.0
205-99-2	Benzo[b]fluoranthene	8.1	U	8.1	4.0
191-24-2	Benzo[g,h,i]perylene	8.1	U	8.1	4.0
207-08-9	Benzo[k]fluoranthene	8.1	U	8.1	4.0

FORM I
GC/MS SEMI VOA ORGANICS ANALYSIS DATA SHEET

Lab Name: TestAmerica North Canton | Job No.: 240-1112-1

SDG No.:

Client Sample ID: DR-SB-31-14 | Lab Sample ID: 240-1112-12

Matrix: Solid | Lab File ID: 1112G12B.D

Analysis Method: 8270D | Date Collected: 06/14/2011 00:22

Extract. Method: 3540C | Date Extracted: 06/25/2011 07:44

Sample wt/vol: 30.02(g) | Date Analyzed: 07/18/2011 17:43

Con. Extract Vol.: 2(mL) | Dilution Factor: 1

Injection Volume: 1(uL) | Level: (low/med) Low

% Moisture: 17.8 | GPC Cleanup:(Y/N) N

Analysis Batch No.: 9079 | Units: ug/Kg

CAS NO.	COMPOUND NAME	RESULT	Q	RL	MDL
111-91-1	Bis(2-chloroethoxy)methane	120	U	120	27
111-44-4	Bis(2-chloroethyl)ether	120	U	120	2.4
117-81-7	Bis(2-ethylhexyl) phthalate	61	U	61	23
85-68-7	Butyl benzyl phthalate	61	U	61	12
105-60-2	Caprolactam	400	U	400	45
86-74-8	Carbazole	61	U	61	33
218-01-9	Chrysene	8.1	U	8.1	1.3
84-74-2	Di-n-butyl phthalate	61	U	61	18
117-84-0	Di-n-octyl phthalate	61	U	61	33
53-70-3	Dibenzo(a,h)anthracene	8.1	U	8.1	4.0
132-64-9	Dibenzofuran	61	U	61	4.0
84-66-2	Diethyl phthalate	61	U	61	19
131-11-3	Dimethyl phthalate	61	U	61	21
206-44-0	Fluoranthene	8.1	U	8.1	4.0
86-73-7	Fluorene	8.1	U	8.1	4.0
118-74-1	Hexachlorobenzene	8.1	U	8.1	2.6
87-68-3	Hexachlorobutadiene	61	U	61	33
77-47-4	Hexachlorocyclopentadiene	400	U	400	33
67-72-1	Hexachloroethane	61	U	61	11
193-39-5	Indeno[1,2,3-cd]pyrene	8.1	U	8.1	4.0
78-59-1	Isophorone	61	U	61	16
621-64-7	N-Nitrosodi-n-propylamine	61	U	61	33
62-75-9	N-Nitrosodimethylamine	120	U	120	19
86-30-6	N-Nitrosodiphenylamine	61	U	61	26
91-20-3	Naphthalene	8.1	U	8.1	4.0
98-95-3	Nitrobenzene	120	U	120	2.7
87-86-5	Pentachlorophenol	180	U	180	97
85-01-8	Phenanthrene	8.1	U	8.1	4.0
108-95-2	Phenol	61	U	61	33
129-00-0	Pyrene	8.1	U	8.1	4.0
108-60-1	2,2'-oxybis[1-chloropropane]	120	U	120	12
606-20-2	2,6-Dinitrotoluene	240	U	240	26
100-02-7	4-Nitrophenol	400	U	400	97

FORM I
GC/MS SEMI VOA ORGANICS ANALYSIS DATA SHEET

Lab Name: TestAmerica North Canton | Job No.: 240-1112-1

SDG No.:

Client Sample ID: DR-SB-31-14 | Lab Sample ID: 240-1112-12

Matrix: Solid | Lab File ID: 1112G12B.D

Analysis Method: 8270D | Date Collected: 06/14/2011 00:22

Extract. Method: 3540C | Date Extracted: 06/25/2011 07:44

Sample wt/vol: 30.02(g) | Date Analyzed: 07/18/2011 17:43

Con. Extract Vol.: 2(mL) | Dilution Factor: 1

Injection Volume: 1(uL) | Level: (low/med) Low

% Moisture: 17.8 | GPC Cleanup:(Y/N) N

Analysis Batch No.: 9079 | Units: ug/Kg

CAS NO.	SURROGATE	%REC	Q	LIMITS
1718-51-0	Terphenyl-d14 (Surr)	72		41-119
4165-62-2	Phenol-d5 (Surr)	69		28-110
4165-60-0	Nitrobenzene-d5 (Surr)	56		24-112
367-12-4	2-Fluorophenol (Surr)	67		26-110
321-60-8	2-Fluorobiphenyl (Surr)	55		34-110
118-79-6	2,4,6-Tribromophenol (Surr)	41		10-118

FORM I
GC/MS SEMI VOA ORGANICS ANALYSIS DATA SHEET

Lab Name: TestAmerica North Canton | Job No.: 240-1112-1

SDG No.:

Client Sample ID: DR-SB-32-02 | Lab Sample ID: 240-1112-13

Matrix: Solid | Lab File ID: 1112G13B.D

Analysis Method: 8270D | Date Collected: 06/14/2011 01:54

Extract. Method: 3540C | Date Extracted: 06/25/2011 07:44

Sample wt/vol: 30.10(g) | Date Analyzed: 07/18/2011 18:22

Con. Extract Vol.: 2(mL) | Dilution Factor: 133.33

Injection Volume: 1(uL) | Level: (low/med) Low

% Moisture: 6.3 | GPC Cleanup:(Y/N) N

Analysis Batch No.: 9079 | Units: ug/Kg

CAS NO.	COMPOUND NAME	RESULT	Q	RL	MDL
92-52-4	1,1'-Biphenyl	7100	U	7100	3800
123-91-1	1,4-Dioxane	14000	U	14000	3100
88-06-2	2,4,6-Trichlorophenol	21000	U	21000	11000
95-95-4	2,4,5-Trichlorophenol	21000	U	21000	3500
120-83-2	2,4-Dichlorophenol	21000	U	21000	2800
105-67-9	2,4-Dimethylphenol	21000	U	21000	2800
51-28-5	2,4-Dinitrophenol	47000	U	47000	11000
121-14-2	2,4-Dinitrotoluene	28000	U	28000	3800
91-58-7	2-Chloronaphthalene	7100	U	7100	470
95-57-8	2-Chlorophenol	7100	U	7100	3800
91-57-6	2-Methylnaphthalene	950	U	950	470
95-48-7	2-Methylphenol	28000	U	28000	11000
88-74-4	2-Nitroaniline	28000	U	28000	1300
88-75-5	2-Nitrophenol	7100	U	7100	3800
15831-10-4	3 & 4 Methylphenol	57000	U	57000	2800
91-94-1	3,3'-Dichlorobenzidine	14000	U	14000	2600
99-09-2	3-Nitroaniline	28000	U	28000	2300
534-52-1	4,6-Dinitro-2-methylphenol	21000	U	21000	11000
101-55-3	4-Bromophenyl phenyl ether	7100	U	7100	1800
59-50-7	4-Chloro-3-methylphenol	21000	U	21000	3000
106-47-8	4-Chloroaniline	21000	U	21000	2400
7005-72-3	4-Chlorophenyl phenyl ether	7100	U	7100	1800
100-01-6	4-Nitroaniline	28000	U	28000	3700
83-32-9	Acenaphthene	4100		950	470
208-96-8	Acenaphthylene	950	U	950	470
98-86-2	Acetophenone	14000	U	14000	1300
120-12-7	Anthracene	9100		950	470
1912-24-9	Atrazine	28000	U	28000	1300
100-52-7	Benzaldehyde	14000	U	14000	1700
56-55-3	Benzo[a]anthracene	45000		950	470
50-32-8	Benzo[a]pyrene	41000		950	470
205-99-2	Benzo[b]fluoranthene	52000		950	470
191-24-2	Benzo[g,h,i]perylene	28000		950	470
207-08-9	Benzo[k]fluoranthene	27000		950	470

FORM I
GC/MS SEMI VOA ORGANICS ANALYSIS DATA SHEET

Lab Name: TestAmerica North Canton | Job No.: 240-1112-1

SDG No.:

Client Sample ID: DR-SB-32-02 | Lab Sample ID: 240-1112-13

Matrix: Solid | Lab File ID: 1112G13B.D

Analysis Method: 8270D | Date Collected: 06/14/2011 01:54

Extract. Method: 3540C | Date Extracted: 06/25/2011 07:44

Sample wt/vol: 30.10(g) | Date Analyzed: 07/18/2011 18:22

Con. Extract Vol.: 2(mL) | Dilution Factor: 133.33

Injection Volume: 1(uL) | Level: (low/med) Low

% Moisture: 6.3 | GPC Cleanup:(Y/N) N

Analysis Batch No.: 9079 | Units: ug/Kg

CAS NO.	COMPOUND NAME	RESULT	Q	RL	MDL
111-91-1	Bis(2-chloroethoxy)methane	14000	U	14000	3100
111-44-4	Bis(2-chloroethyl)ether	14000	U	14000	280
117-81-7	Bis(2-ethylhexyl) phthalate	7100	U	7100	2700
85-68-7	Butyl benzyl phthalate	7100	U	7100	1400
105-60-2	Caprolactam	47000	U	47000	5200
86-74-8	Carbazole	7100	U	7100	3800
218-01-9	Chrysene	45000		950	160
84-74-2	Di-n-butyl phthalate	7100	U	7100	2100
117-84-0	Di-n-octyl phthalate	7100	U	7100	3800
53-70-3	Dibenzo(a,h)anthracene	5800		950	470
132-64-9	Dibenzofuran	1300	J	7100	470
84-66-2	Diethyl phthalate	7100	U	7100	2300
131-11-3	Dimethyl phthalate	7100	U	7100	2400
206-44-0	Fluoranthene	97000		950	470
86-73-7	Fluorene	2400		950	470
118-74-1	Hexachlorobenzene	950	U	950	300
87-68-3	Hexachlorobutadiene	7100	U	7100	3800
77-47-4	Hexachlorocyclopentadiene	47000	U	47000	3800
67-72-1	Hexachloroethane	7100	U	7100	1300
193-39-5	Indeno[1,2,3-cd]pyrene	23000		950	470
78-59-1	Isophorone	7100	U	7100	1800
621-64-7	N-Nitrosodi-n-propylamine	7100	U	7100	3800
62-75-9	N-Nitrosodimethylamine	14000	U	14000	2300
86-30-6	N-Nitrosodiphenylamine	7100	U	7100	3000
91-20-3	Naphthalene	950	U	950	470
98-95-3	Nitrobenzene	14000	U	14000	310
87-86-5	Pentachlorophenol	21000	U	21000	11000
85-01-8	Phenanthrene	36000		950	470
108-95-2	Phenol	7100	U	7100	3800
129-00-0	Pyrene	81000		950	470
108-60-1	2,2'-oxybis[1-chloropropane]	14000	U	14000	1300
606-20-2	2,6-Dinitrotoluene	28000	U	28000	3000
100-02-7	4-Nitrophenol	47000	U	47000	11000

FORM I
GC/MS SEMI VOA ORGANICS ANALYSIS DATA SHEET

Lab Name: TestAmerica North Canton | Job No.: 240-1112-1

SDG No.:

Client Sample ID: DR-SB-32-02 | Lab Sample ID: 240-1112-13

Matrix: Solid | Lab File ID: 1112G13B.D

Analysis Method: 8270D | Date Collected: 06/14/2011 01:54

Extract. Method: 3540C | Date Extracted: 06/25/2011 07:44

Sample wt/vol: 30.10(g) | Date Analyzed: 07/18/2011 18:22

Con. Extract Vol.: 2(mL) | Dilution Factor: 133.33

Injection Volume: 1(uL) | Level: (low/med) Low

% Moisture: 6.3 | GPC Cleanup:(Y/N) N

Analysis Batch No.: 9079 | Units: ug/Kg

CAS NO.	SURROGATE	%REC	Q	LIMITS
1718-51-0	Terphenyl-d14 (Surr)	154	X	41-119
4165-62-2	Phenol-d5 (Surr)	113	X	28-110
4165-60-0	Nitrobenzene-d5 (Surr)	0	X	24-112
367-12-4	2-Fluorophenol (Surr)	0	X	26-110
321-60-8	2-Fluorobiphenyl (Surr)	0	X	34-110
118-79-6	2,4,6-Tribromophenol (Surr)	0	X	10-118

FORM I
GC/MS SEMI VOA ORGANICS ANALYSIS DATA SHEET

Lab Name: TestAmerica North Canton | Job No.: 240-1112-1

SDG No.:

Client Sample ID: DR-SB-32-12 | Lab Sample ID: 240-1112-14

Matrix: Solid | Lab File ID: 1112G14B.D

Analysis Method: 8270D | Date Collected: 06/14/2011 02:00

Extract. Method: 3540C | Date Extracted: 06/25/2011 07:44

Sample wt/vol: 30.05(g) | Date Analyzed: 07/18/2011 17:23

Con. Extract Vol.: 2(mL) | Dilution Factor: 1

Injection Volume: 1(uL) | Level: (low/med) Low

% Moisture: 13.2 | GPC Cleanup:(Y/N) N

Analysis Batch No.: 9079 | Units: ug/Kg

CAS NO.	COMPOUND NAME	RESULT	Q	RL	MDL
92-52-4	1,1'-Biphenyl	58	U	58	31
123-91-1	1,4-Dioxane	120	U	120	25
88-06-2	2,4,6-Trichlorophenol	170	U	170	92
95-95-4	2,4,5-Trichlorophenol	170	U	170	29
120-83-2	2,4-Dichlorophenol	170	U	170	23
105-67-9	2,4-Dimethylphenol	170	U	170	23
51-28-5	2,4-Dinitrophenol	380	U	380	92
121-14-2	2,4-Dinitrotoluene	230	U	230	31
91-58-7	2-Chloronaphthalene	58	U	58	3.8
95-57-8	2-Chlorophenol	58	U	58	31
91-57-6	2-Methylnaphthalene	7.7	U	7.7	3.8
95-48-7	2-Methylphenol	230	U	230	92
88-74-4	2-Nitroaniline	230	U	230	10
88-75-5	2-Nitrophenol	58	U	58	31
15831-10-4	3 & 4 Methylphenol	460	U	460	23
91-94-1	3,3'-Dichlorobenzidine	120	U	120	21
99-09-2	3-Nitroaniline	230	U	230	18
534-52-1	4,6-Dinitro-2-methylphenol	170	U	170	92
101-55-3	4-Bromophenyl phenyl ether	58	U	58	15
59-50-7	4-Chloro-3-methylphenol	170	U	170	24
106-47-8	4-Chloroaniline	170	U	170	20
7005-72-3	4-Chlorophenyl phenyl ether	58	U	58	15
100-01-6	4-Nitroaniline	230	U	230	30
83-32-9	Acenaphthene	7.7	U	7.7	3.8
208-96-8	Acenaphthylene	7.7	U	7.7	3.8
98-86-2	Acetophenone	120	U	120	11
120-12-7	Anthracene	7.7	U	7.7	3.8
1912-24-9	Atrazine	230	U	230	10
100-52-7	Benzaldehyde	120	U	120	14
56-55-3	Benzo[a]anthracene	23		7.7	3.8
50-32-8	Benzo[a]pyrene	21		7.7	3.8
205-99-2	Benzo[b]fluoranthene	26		7.7	3.8
191-24-2	Benzo[g,h,i]perylene	14		7.7	3.8
207-08-9	Benzo[k]fluoranthene	14		7.7	3.8

FORM I
GC/MS SEMI VOA ORGANICS ANALYSIS DATA SHEET

Lab Name: TestAmerica North Canton
Job No.: 240-1112-1
SDG No.:
Client Sample ID: DR-SB-32-12
Lab Sample ID: 240-1112-14
Matrix: Solid
Lab File ID: 1112G14B.D
Analysis Method: 8270D
Date Collected: 06/14/2011 02:00
Extract. Method: 3540C
Date Extracted: 06/25/2011 07:44
Sample wt/vol: 30.05(g)
Date Analyzed: 07/18/2011 17:23
Con. Extract Vol.: 2(mL)
Dilution Factor: 1
Injection Volume: 1(uL)
Level: (low/med) Low
% Moisture: 13.2
GPC Cleanup:(Y/N) N
Analysis Batch No.: 9079
Units: ug/Kg

CAS NO.	COMPOUND NAME	RESULT	Q	RL	MDL
111-91-1	Bis(2-chloroethoxy)methane	120	U	120	25
111-44-4	Bis(2-chloroethyl)ether	120	U	120	2.3
117-81-7	Bis(2-ethylhexyl) phthalate	87		58	22
85-68-7	Butyl benzyl phthalate	58	U	58	12
105-60-2	Caprolactam	380	U	380	43
86-74-8	Carbazole	58	U	58	31
218-01-9	Chrysene	23		7.7	1.3
84-74-2	Di-n-butyl phthalate	58	U	58	17
117-84-0	Di-n-octyl phthalate	58	U	58	31
53-70-3	Dibenzo(a,h)anthracene	7.7	U	7.7	3.8
132-64-9	Dibenzofuran	58	U	58	3.8
84-66-2	Diethyl phthalate	58	U	58	18
131-11-3	Dimethyl phthalate	58	U	58	20
206-44-0	Fluoranthene	48		7.7	3.8
86-73-7	Fluorene	7.7	U	7.7	3.8
118-74-1	Hexachlorobenzene	7.7	U	7.7	2.4
87-68-3	Hexachlorobutadiene	58	U	58	31
77-47-4	Hexachlorocyclopentadiene	380	U	380	31
67-72-1	Hexachloroethane	58	U	58	10
193-39-5	Indeno[1,2,3-cd]pyrene	12		7.7	3.8
78-59-1	Isophorone	58	U	58	15
621-64-7	N-Nitrosodi-n-propylamine	58	U	58	31
62-75-9	N-Nitrosodimethylamine	120	U	120	18
86-30-6	N-Nitrosodiphenylamine	58	U	58	24
91-20-3	Naphthalene	7.7	U	7.7	3.8
98-95-3	Nitrobenzene	120	U	120	2.5
87-86-5	Pentachlorophenol	170	U	170	92
85-01-8	Phenanthrene	19		7.7	3.8
108-95-2	Phenol	58	U	58	31
129-00-0	Pyrene	40		7.7	3.8
108-60-1	2,2'-oxybis[1-chloropropane]	120	U	120	11
606-20-2	2,6-Dinitrotoluene	230	U	230	24
100-02-7	4-Nitrophenol	380	U	380	92

FORM I
GC/MS SEMI VOA ORGANICS ANALYSIS DATA SHEET

Lab Name: TestAmerica North Canton	Job No.: 240-1112-1
SDG No.:	
Client Sample ID: DR-SB-32-12	Lab Sample ID: 240-1112-14
Matrix: Solid	Lab File ID: 1112G14B.D
Analysis Method: 8270D	Date Collected: 06/14/2011 02:00
Extract. Method: 3540C	Date Extracted: 06/25/2011 07:44
Sample wt/vol: 30.05(g)	Date Analyzed: 07/18/2011 17:23
Con. Extract Vol.: 2(mL)	Dilution Factor: 1
Injection Volume: 1(uL)	Level: (low/med) Low
% Moisture: 13.2	GPC Cleanup:(Y/N) N
Analysis Batch No.: 9079	Units: ug/Kg

CAS NO.	SURROGATE	%REC	Q	LIMITS
1718-51-0	Terphenyl-d14 (Surr)	74		41-119
4165-62-2	Phenol-d5 (Surr)	77		28-110
4165-60-0	Nitrobenzene-d5 (Surr)	64		24-112
367-12-4	2-Fluorophenol (Surr)	75		26-110
321-60-8	2-Fluorobiphenyl (Surr)	63		34-110
118-79-6	2,4,6-Tribromophenol (Surr)	37		10-118

FORM I
GC/MS SEMI VOA ORGANICS ANALYSIS DATA SHEET

Lab Name: TestAmerica North Canton | Job No.: 240-1112-1

SDG No.:

Client Sample ID: DR-SB-33-02 | Lab Sample ID: 240-1112-15

Matrix: Solid | Lab File ID: 0706126.D

Analysis Method: 8270D | Date Collected: 06/14/2011 01:14

Extract. Method: 3540C | Date Extracted: 06/27/2011 11:35

Sample wt/vol: 29.98(g) | Date Analyzed: 07/06/2011 16:25

Con. Extract Vol.: 2(mL) | Dilution Factor: 1

Injection Volume: 1(uL) | Level: (low/med) Low

% Moisture: 13.1 | GPC Cleanup:(Y/N) N

Analysis Batch No.: 7237 | Units: ug/Kg

CAS NO.	COMPOUND NAME	RESULT	Q	RL	MDL
92-52-4	1,1'-Biphenyl	58	U	58	31
123-91-1	1,4-Dioxane	120	U	120	25
88-06-2	2,4,6-Trichlorophenol	170	U	170	92
95-95-4	2,4,5-Trichlorophenol	170	U	170	29
120-83-2	2,4-Dichlorophenol	170	U	170	23
105-67-9	2,4-Dimethylphenol	170	U	170	23
51-28-5	2,4-Dinitrophenol	380	U	380	92
121-14-2	2,4-Dinitrotoluene	230	U	230	31
91-58-7	2-Chloronaphthalene	58	U	58	3.8
95-57-8	2-Chlorophenol	58	U	58	31
91-57-6	2-Methylnaphthalene	7.7	U	7.7	3.8
95-48-7	2-Methylphenol	230	U	230	92
88-74-4	2-Nitroaniline	230	U	230	10
88-75-5	2-Nitrophenol	58	U	58	31
15831-10-4	3 & 4 Methylphenol	460	U	460	23
91-94-1	3,3'-Dichlorobenzidine	120	U	120	21
99-09-2	3-Nitroaniline	230	U	230	18
534-52-1	4,6-Dinitro-2-methylphenol	170	U	170	92
101-55-3	4-Bromophenyl phenyl ether	58	U	58	15
59-50-7	4-Chloro-3-methylphenol	170	U	170	24
106-47-8	4-Chloroaniline	170	U	170	20
7005-72-3	4-Chlorophenyl phenyl ether	58	U	58	15
100-01-6	4-Nitroaniline	230	U	230	30
83-32-9	Acenaphthene	7.7	U	7.7	3.8
208-96-8	Acenaphthylene	17		7.7	3.8
98-86-2	Acetophenone	120	U	120	11
120-12-7	Anthracene	17		7.7	3.8
1912-24-9	Atrazine	230	U	230	10
100-52-7	Benzaldehyde	120	U	120	14
56-55-3	Benzo[a]anthracene	150		7.7	3.8
50-32-8	Benzo[a]pyrene	120		7.7	3.8
205-99-2	Benzo[b]fluoranthene	110		7.7	3.8
191-24-2	Benzo[g,h,i]perylene	66		7.7	3.8
207-08-9	Benzo[k]fluoranthene	61		7.7	3.8

FORM I
GC/MS SEMI VOA ORGANICS ANALYSIS DATA SHEET

Lab Name: TestAmerica North Canton | Job No.: 240-1112-1

SDG No.:

Client Sample ID: DR-SB-33-02 | Lab Sample ID: 240-1112-15

Matrix: Solid | Lab File ID: 0706126.D

Analysis Method: 8270D | Date Collected: 06/14/2011 01:14

Extract. Method: 3540C | Date Extracted: 06/27/2011 11:35

Sample wt/vol: 29.98(g) | Date Analyzed: 07/06/2011 16:25

Con. Extract Vol.: 2(mL) | Dilution Factor: 1

Injection Volume: 1(uL) | Level: (low/med) Low

% Moisture: 13.1 | GPC Cleanup:(Y/N) N

Analysis Batch No.: 7237 | Units: ug/Kg

CAS NO.	COMPOUND NAME	RESULT	Q	RL	MDL
111-91-1	Bis(2-chloroethoxy)methane	120	U	120	25
111-44-4	Bis(2-chloroethyl)ether	120	U	120	2.3
117-81-7	Bis(2-ethylhexyl) phthalate	58	U	58	22
85-68-7	Butyl benzyl phthalate	58	U	58	12
105-60-2	Caprolactam	380	U	380	43
86-74-8	Carbazole	58	U	58	31
218-01-9	Chrysene	200		7.7	1.3
84-74-2	Di-n-butyl phthalate	58	U	58	17
117-84-0	Di-n-octyl phthalate	58	U	58	31
53-70-3	Dibenzo(a,h)anthracene	7.7	U	7.7	3.8
132-64-9	Dibenzofuran	58	U	58	3.8
84-66-2	Diethyl phthalate	58	U	58	18
131-11-3	Dimethyl phthalate	58	U	58	20
206-44-0	Fluoranthene	220		7.7	3.8
86-73-7	Fluorene	5.4	J	7.7	3.8
118-74-1	Hexachlorobenzene	7.7	U	7.7	2.4
87-68-3	Hexachlorobutadiene	58	U	58	31
77-47-4	Hexachlorocyclopentadiene	380	U	380	31
67-72-1	Hexachloroethane	58	U	58	10
193-39-5	Indeno[1,2,3-cd]pyrene	49		7.7	3.8
78-59-1	Isophorone	58	U	58	15
621-64-7	N-Nitrosodi-n-propylamine	58	U	58	31
62-75-9	N-Nitrosodimethylamine	120	U	120	18
86-30-6	N-Nitrosodiphenylamine	58	U	58	24
91-20-3	Naphthalene	7.7	U	7.7	3.8
98-95-3	Nitrobenzene	120	U	120	2.5
87-86-5	Pentachlorophenol	170	U	170	92
85-01-8	Phenanthrene	100		7.7	3.8
108-95-2	Phenol	58	U	58	31
129-00-0	Pyrene	270		7.7	3.8
108-60-1	2,2'-oxybis[1-chloropropane]	120	U	120	11
606-20-2	2,6-Dinitrotoluene	230	U	230	24
100-02-7	4-Nitrophenol	380	U	380	92

FORM I
GC/MS SEMI VOA ORGANICS ANALYSIS DATA SHEET

Lab Name: TestAmerica North Canton
Job No.: 240-1112-1
SDG No.:
Client Sample ID: DR-SB-33-02
Lab Sample ID: 240-1112-15
Matrix: Solid
Lab File ID: 0706126.D
Analysis Method: 8270D
Date Collected: 06/14/2011 01:14
Extract. Method: 3540C
Date Extracted: 06/27/2011 11:35
Sample wt/vol: 29.98(g)
Date Analyzed: 07/06/2011 16:25
Con. Extract Vol.: 2(mL)
Dilution Factor: 1
Injection Volume: 1(uL)
Level: (low/med) Low
% Moisture: 13.1
GPC Cleanup:(Y/N) N
Analysis Batch No.: 7237
Units: ug/Kg

CAS NO.	SURROGATE	%REC	Q	LIMITS
1718-51-0	Terphenyl-d14 (Surr)	67		41-119
4165-62-2	Phenol-d5 (Surr)	40		28-110
4165-60-0	Nitrobenzene-d5 (Surr)	32		24-112
367-12-4	2-Fluorophenol (Surr)	40		26-110
321-60-8	2-Fluorobiphenyl (Surr)	42		34-110
118-79-6	2,4,6-Tribromophenol (Surr)	75		10-118

FORM I
GC/MS SEMI VOA ORGANICS ANALYSIS DATA SHEET

Lab Name: TestAmerica North Canton | Job No.: 240-1112-1

SDG No.:

Client Sample ID: DR-SB-33-12 | Lab Sample ID: 240-1112-16

Matrix: Solid | Lab File ID: 0706122.D

Analysis Method: 8270D | Date Collected: 06/14/2011 01:18

Extract. Method: 3540C | Date Extracted: 06/27/2011 11:35

Sample wt/vol: 29.90(g) | Date Analyzed: 07/06/2011 15:18

Con. Extract Vol.: 2(mL) | Dilution Factor: 1

Injection Volume: 1(uL) | Level: (low/med) Low

% Moisture: 20.4 | GPC Cleanup:(Y/N) N

Analysis Batch No.: 7237 | Units: ug/Kg

CAS NO.	COMPOUND NAME	RESULT	Q	RL	MDL
92-52-4	1,1'-Biphenyl	63	U	63	34
123-91-1	1,4-Dioxane	130	U	130	28
88-06-2	2,4,6-Trichlorophenol	190	U	190	100
95-95-4	2,4,5-Trichlorophenol	190	U	190	32
120-83-2	2,4-Dichlorophenol	190	U	190	25
105-67-9	2,4-Dimethylphenol	190	U	190	25
51-28-5	2,4-Dinitrophenol	420	U	420	100
121-14-2	2,4-Dinitrotoluene	250	U	250	34
91-58-7	2-Chloronaphthalene	63	U	63	4.2
95-57-8	2-Chlorophenol	63	U	63	34
91-57-6	2-Methylnaphthalene	8.4	U	8.4	4.2
95-48-7	2-Methylphenol	250	U	250	100
88-74-4	2-Nitroaniline	250	U	250	11
88-75-5	2-Nitrophenol	63	U	63	34
15831-10-4	3 & 4 Methylphenol	500	U	500	25
91-94-1	3,3'-Dichlorobenzidine	130	U	130	23
99-09-2	3-Nitroaniline	250	U	250	20
534-52-1	4,6-Dinitro-2-methylphenol	190	U	190	100
101-55-3	4-Bromophenyl phenyl ether	63	U	63	16
59-50-7	4-Chloro-3-methylphenol	190	U	190	26
106-47-8	4-Chloroaniline	190	U	190	21
7005-72-3	4-Chlorophenyl phenyl ether	63	U	63	16
100-01-6	4-Nitroaniline	250	U	250	33
83-32-9	Acenaphthene	8.4	U	8.4	4.2
208-96-8	Acenaphthylene	8.4	U	8.4	4.2
98-86-2	Acetophenone	130	U	130	12
120-12-7	Anthracene	8.4	U	8.4	4.2
1912-24-9	Atrazine	250	U	250	11
100-52-7	Benzaldehyde	130	U	130	15
56-55-3	Benzo[a]anthracene	7.2	J	8.4	4.2
50-32-8	Benzo[a]pyrene	5.7	J	8.4	4.2
205-99-2	Benzo[b]fluoranthene	7.3	J	8.4	4.2
191-24-2	Benzo[g,h,i]perylene	8.4	U	8.4	4.2
207-08-9	Benzo[k]fluoranthene	8.4	U	8.4	4.2

FORM I
GC/MS SEMI VOA ORGANICS ANALYSIS DATA SHEET

Lab Name: TestAmerica North Canton | Job No.: 240-1112-1

SDG No.:

Client Sample ID: DR-SB-33-12 | Lab Sample ID: 240-1112-16

Matrix: Solid | Lab File ID: 0706122.D

Analysis Method: 8270D | Date Collected: 06/14/2011 01:18

Extract. Method: 3540C | Date Extracted: 06/27/2011 11:35

Sample wt/vol: 29.90(g) | Date Analyzed: 07/06/2011 15:18

Con. Extract Vol.: 2(mL) | Dilution Factor: 1

Injection Volume: 1(uL) | Level: (low/med) Low

% Moisture: 20.4 | GPC Cleanup:(Y/N) N

Analysis Batch No.: 7237 | Units: ug/Kg

CAS NO.	COMPOUND NAME	RESULT	Q	RL	MDL
111-91-1	Bis(2-chloroethoxy)methane	130	U	130	28
111-44-4	Bis(2-chloroethyl)ether	130	U	130	2.5
117-81-7	Bis(2-ethylhexyl) phthalate	63	U	63	24
85-68-7	Butyl benzyl phthalate	63	U	63	13
105-60-2	Caprolactam	420	U	420	47
86-74-8	Carbazole	63	U	63	34
218-01-9	Chrysene	6.4	J	8.4	1.4
84-74-2	Di-n-butyl phthalate	63	U	63	19
117-84-0	Di-n-octyl phthalate	63	U	63	34
53-70-3	Dibenzo(a,h)anthracene	8.4	U	8.4	4.2
132-64-9	Dibenzofuran	63	U	63	4.2
84-66-2	Diethyl phthalate	63	U	63	20
131-11-3	Dimethyl phthalate	63	U	63	21
206-44-0	Fluoranthene	16		8.4	4.2
86-73-7	Fluorene	8.4	U	8.4	4.2
118-74-1	Hexachlorobenzene	8.4	U	8.4	2.6
87-68-3	Hexachlorobutadiene	63	U	63	34
77-47-4	Hexachlorocyclopentadiene	420	U	420	34
67-72-1	Hexachloroethane	63	U	63	11
193-39-5	Indeno[1,2,3-cd]pyrene	8.4	U	8.4	4.2
78-59-1	Isophorone	63	U	63	16
621-64-7	N-Nitrosodi-n-propylamine	63	U	63	34
62-75-9	N-Nitrosodimethylamine	130	U	130	20
86-30-6	N-Nitrosodiphenylamine	63	U	63	26
91-20-3	Naphthalene	8.4	U	8.4	4.2
98-95-3	Nitrobenzene	130	U	130	2.8
87-86-5	Pentachlorophenol	190	U	190	100
85-01-8	Phenanthrene	6.1	J	8.4	4.2
108-95-2	Phenol	63	U	63	34
129-00-0	Pyrene	11		8.4	4.2
108-60-1	2,2'-oxybis[1-chloropropane]	130	U	130	12
606-20-2	2,6-Dinitrotoluene	250	U	250	26
100-02-7	4-Nitrophenol	420	U	420	100

FORM I
GC/MS SEMI VOA ORGANICS ANALYSIS DATA SHEET

Lab Name: TestAmerica North Canton | Job No.: 240-1112-1

SDG No.:

Client Sample ID: DR-SB-33-12 | Lab Sample ID: 240-1112-16

Matrix: Solid | Lab File ID: 0706122.D

Analysis Method: 8270D | Date Collected: 06/14/2011 01:18

Extract. Method: 3540C | Date Extracted: 06/27/2011 11:35

Sample wt/vol: 29.90(g) | Date Analyzed: 07/06/2011 15:18

Con. Extract Vol.: 2(mL) | Dilution Factor: 1

Injection Volume: 1(uL) | Level: (low/med) Low

% Moisture: 20.4 | GPC Cleanup:(Y/N) N

Analysis Batch No.: 7237 | Units: ug/Kg

CAS NO.	SURROGATE	%REC	Q	LIMITS
1718-51-0	Terphenyl-d14 (Surr)	71		41-119
4165-62-2	Phenol-d5 (Surr)	59		28-110
4165-60-0	Nitrobenzene-d5 (Surr)	52		24-112
367-12-4	2-Fluorophenol (Surr)	61		26-110
321-60-8	2-Fluorobiphenyl (Surr)	61		34-110
118-79-6	2,4,6-Tribromophenol (Surr)	45		10-118

FORM I
GC/MS SEMI VOA ORGANICS ANALYSIS DATA SHEET

Lab Name: TestAmerica North Canton | Job No.: 240-1112-1

SDG No.:

Client Sample ID: DR-SB-34-02 | Lab Sample ID: 240-1112-17

Matrix: Solid | Lab File ID: 0706123.D

Analysis Method: 8270D | Date Collected: 06/14/2011 01:32

Extract. Method: 3540C | Date Extracted: 06/27/2011 11:35

Sample wt/vol: 29.90(g) | Date Analyzed: 07/06/2011 15:35

Con. Extract Vol.: 2(mL) | Dilution Factor: 2

Injection Volume: 1(uL) | Level: (low/med) Low

% Moisture: 9.6 | GPC Cleanup:(Y/N) N

Analysis Batch No.: 7237 | Units: ug/Kg

CAS NO.	COMPOUND NAME	RESULT	Q	RL	MDL
92-52-4	1,1'-Biphenyl	110	U	110	60
123-91-1	1,4-Dioxane	220	U	220	49
88-06-2	2,4,6-Trichlorophenol	330	U	330	180
95-95-4	2,4,5-Trichlorophenol	330	U	330	55
120-83-2	2,4-Dichlorophenol	330	U	330	44
105-67-9	2,4-Dimethylphenol	330	U	330	44
51-28-5	2,4-Dinitrophenol	730	U	730	180
121-14-2	2,4-Dinitrotoluene	440	U	440	60
91-58-7	2-Chloronaphthalene	110	U	110	7.3
95-57-8	2-Chlorophenol	110	U	110	60
91-57-6	2-Methylnaphthalene	51		15	7.3
95-48-7	2-Methylphenol	440	U	440	180
88-74-4	2-Nitroaniline	440	U	440	20
88-75-5	2-Nitrophenol	110	U	110	60
15831-10-4	3 & 4 Methylphenol	890	U	890	44
91-94-1	3,3'-Dichlorobenzidine	220	U	220	40
99-09-2	3-Nitroaniline	440	U	440	36
534-52-1	4,6-Dinitro-2-methylphenol	330	U	330	180
101-55-3	4-Bromophenyl phenyl ether	110	U	110	29
59-50-7	4-Chloro-3-methylphenol	330	U	330	47
106-47-8	4-Chloroaniline	330	U	330	38
7005-72-3	4-Chlorophenyl phenyl ether	110	U	110	29
100-01-6	4-Nitroaniline	440	U	440	58
83-32-9	Acenaphthene	23		15	7.3
208-96-8	Acenaphthylene	70		15	7.3
98-86-2	Acetophenone	220	U	220	20
120-12-7	Anthracene	170		15	7.3
1912-24-9	Atrazine	440	U	440	20
100-52-7	Benzaldehyde	220	U	220	27
56-55-3	Benzo[a]anthracene	820		15	7.3
50-32-8	Benzo[a]pyrene	1100		15	7.3
205-99-2	Benzo[b]fluoranthene	1000		15	7.3
191-24-2	Benzo[g,h,i]perylene	910		15	7.3
207-08-9	Benzo[k]fluoranthene	640		15	7.3

FORM I
GC/MS SEMI VOA ORGANICS ANALYSIS DATA SHEET

Lab Name: TestAmerica North Canton
Job No.: 240-1112-1
SDG No.:
Client Sample ID: DR-SB-34-02
Lab Sample ID: 240-1112-17
Matrix: Solid
Lab File ID: 0706123.D
Analysis Method: 8270D
Date Collected: 06/14/2011 01:32
Extract. Method: 3540C
Date Extracted: 06/27/2011 11:35
Sample wt/vol: 29.90(g)
Date Analyzed: 07/06/2011 15:35
Con. Extract Vol.: 2(mL)
Dilution Factor: 2
Injection Volume: 1(uL)
Level: (low/med) Low
% Moisture: 9.6
GPC Cleanup:(Y/N) N
Analysis Batch No.: 7237
Units: ug/Kg

CAS NO.	COMPOUND NAME	RESULT	Q	RL	MDL
111-91-1	Bis(2-chloroethoxy)methane	220	U	220	49
111-44-4	Bis(2-chloroethyl)ether	220	U	220	4.4
117-81-7	Bis(2-ethylhexyl) phthalate	110	U	110	42
85-68-7	Butyl benzyl phthalate	110	U	110	22
105-60-2	Caprolactam	730	U	730	82
86-74-8	Carbazole	110	U	110	60
218-01-9	Chrysene	900		15	2.4
84-74-2	Di-n-butyl phthalate	110	U	110	33
117-84-0	Di-n-octyl phthalate	110	U	110	60
53-70-3	Dibenzo(a,h)anthracene	15	U	15	7.3
132-64-9	Dibenzofuran	110	U	110	7.3
84-66-2	Diethyl phthalate	110	U	110	36
131-11-3	Dimethyl phthalate	110	U	110	38
206-44-0	Fluoranthene	870		15	7.3
86-73-7	Fluorene	40		15	7.3
118-74-1	Hexachlorobenzene	15	U	15	4.7
87-68-3	Hexachlorobutadiene	110	U	110	60
77-47-4	Hexachlorocyclopentadiene	730	U	730	60
67-72-1	Hexachloroethane	110	U	110	20
193-39-5	Indeno[1,2,3-cd]pyrene	660		15	7.3
78-59-1	Isophorone	110	U	110	29
621-64-7	N-Nitrosodi-n-propylamine	110	U	110	60
62-75-9	N-Nitrosodimethylamine	220	U	220	36
86-30-6	N-Nitrosodiphenylamine	110	U	110	47
91-20-3	Naphthalene	69		15	7.3
98-95-3	Nitrobenzene	220	U	220	4.9
87-86-5	Pentachlorophenol	330	U	330	180
85-01-8	Phenanthrene	290		15	7.3
108-95-2	Phenol	110	U	110	60
129-00-0	Pyrene	1400		15	7.3
108-60-1	2,2'-oxybis[1-chloropropane]	220	U	220	21
606-20-2	2,6-Dinitrotoluene	440	U	440	47
100-02-7	4-Nitrophenol	730	U	730	180

FORM I
GC/MS SEMI VOA ORGANICS ANALYSIS DATA SHEET

Lab Name: TestAmerica North Canton
Job No.: 240-1112-1
SDG No.:
Client Sample ID: DR-SB-34-02
Lab Sample ID: 240-1112-17
Matrix: Solid
Lab File ID: 0706123.D
Analysis Method: 8270D
Date Collected: 06/14/2011 01:32
Extract. Method: 3540C
Date Extracted: 06/27/2011 11:35
Sample wt/vol: 29.90(g)
Date Analyzed: 07/06/2011 15:35
Con. Extract Vol.: 2(mL)
Dilution Factor: 2
Injection Volume: 1(uL)
Level: (low/med) Low
% Moisture: 9.6
GPC Cleanup:(Y/N) N
Analysis Batch No.: 7237
Units: ug/Kg

CAS NO.	SURROGATE	%REC	Q	LIMITS
1718-51-0	Terphenyl-d14 (Surr)	74		41-119
4165-62-2	Phenol-d5 (Surr)	46		28-110
4165-60-0	Nitrobenzene-d5 (Surr)	37		24-112
367-12-4	2-Fluorophenol (Surr)	46		26-110
321-60-8	2-Fluorobiphenyl (Surr)	57		34-110
118-79-6	2,4,6-Tribromophenol (Surr)	45		10-118

FORM I
GC/MS SEMI VOA ORGANICS ANALYSIS DATA SHEET

Lab Name: TestAmerica North Canton | Job No.: 240-1112-1

SDG No.:

Client Sample ID: DR-SB-34-08 | Lab Sample ID: 240-1112-18

Matrix: Solid | Lab File ID: 0703137.D

Analysis Method: 8270D | Date Collected: 06/14/2011 01:40

Extract. Method: 3540C | Date Extracted: 06/27/2011 11:35

Sample wt/vol: 29.90(g) | Date Analyzed: 07/03/2011 19:12

Con. Extract Vol.: 2(mL) | Dilution Factor: 1

Injection Volume: 1(uL) | Level: (low/med) Low

% Moisture: 13.3 | GPC Cleanup:(Y/N) N

Analysis Batch No.: 7002 | Units: ug/Kg

CAS NO.	COMPOUND NAME	RESULT	Q	RL	MDL
92-52-4	1,1'-Biphenyl	58	U	58	31
123-91-1	1,4-Dioxane	120	U	120	25
88-06-2	2,4,6-Trichlorophenol	170	U	170	93
95-95-4	2,4,5-Trichlorophenol	170	U	170	29
120-83-2	2,4-Dichlorophenol	170	U	170	23
105-67-9	2,4-Dimethylphenol	170	U	170	23
51-28-5	2,4-Dinitrophenol	380	U	380	93
121-14-2	2,4-Dinitrotoluene	230	U	230	31
91-58-7	2-Chloronaphthalene	58	U	58	3.8
95-57-8	2-Chlorophenol	58	U	58	31
91-57-6	2-Methylnaphthalene	7.7	U	7.7	3.8
95-48-7	2-Methylphenol	230	U	230	93
88-74-4	2-Nitroaniline	230	U	230	11
88-75-5	2-Nitrophenol	58	U	58	31
15831-10-4	3 & 4 Methylphenol	460	U	460	23
91-94-1	3,3'-Dichlorobenzidine	120	U	120	21
99-09-2	3-Nitroaniline	230	U	230	19
534-52-1	4,6-Dinitro-2-methylphenol	170	U	170	93
101-55-3	4-Bromophenyl phenyl ether	58	U	58	15
59-50-7	4-Chloro-3-methylphenol	170	U	170	24
106-47-8	4-Chloroaniline	170	U	170	20
7005-72-3	4-Chlorophenyl phenyl ether	58	U	58	15
100-01-6	4-Nitroaniline	230	U	230	30
83-32-9	Acenaphthene	7.7	U	7.7	3.8
208-96-8	Acenaphthylene	7.7	U	7.7	3.8
98-86-2	Acetophenone	120	U	120	11
120-12-7	Anthracene	13		7.7	3.8
1912-24-9	Atrazine	230	U	230	11
100-52-7	Benzaldehyde	120	U	120	14
56-55-3	Benzo[a]anthracene	12		7.7	3.8
50-32-8	Benzo[a]pyrene	9.6		7.7	3.8
205-99-2	Benzo[b]fluoranthene	8.3		7.7	3.8
191-24-2	Benzo[g,h,i]perylene	7.4	J	7.7	3.8
207-08-9	Benzo[k]fluoranthene	6.5	J	7.7	3.8

FORM I
GC/MS SEMI VOA ORGANICS ANALYSIS DATA SHEET

Lab Name: TestAmerica North Canton | Job No.: 240-1112-1

SDG No.:

Client Sample ID: DR-SB-34-08 | Lab Sample ID: 240-1112-18

Matrix: Solid | Lab File ID: 0703137.D

Analysis Method: 8270D | Date Collected: 06/14/2011 01:40

Extract. Method: 3540C | Date Extracted: 06/27/2011 11:35

Sample wt/vol: 29.90(g) | Date Analyzed: 07/03/2011 19:12

Con. Extract Vol.: 2(mL) | Dilution Factor: 1

Injection Volume: 1(uL) | Level: (low/med) Low

% Moisture: 13.3 | GPC Cleanup:(Y/N) N

Analysis Batch No.: 7002 | Units: ug/Kg

CAS NO.	COMPOUND NAME	RESULT	Q	RL	MDL
111-91-1	Bis(2-chloroethoxy)methane	120	U	120	25
111-44-4	Bis(2-chloroethyl)ether	120	U	120	2.3
117-81-7	Bis(2-ethylhexyl) phthalate	46	J	58	22
85-68-7	Butyl benzyl phthalate	58	U	58	12
105-60-2	Caprolactam	380	U	380	43
86-74-8	Carbazole	58	U	58	31
218-01-9	Chrysene	15		7.7	1.3
84-74-2	Di-n-butyl phthalate	58	U	58	17
117-84-0	Di-n-octyl phthalate	58	U	58	31
53-70-3	Dibenzo(a,h)anthracene	7.7	U	7.7	3.8
132-64-9	Dibenzofuran	58	U	58	3.8
84-66-2	Diethyl phthalate	58	U	58	19
131-11-3	Dimethyl phthalate	58	U	58	20
206-44-0	Fluoranthene	25		7.7	3.8
86-73-7	Fluorene	10		7.7	3.8
118-74-1	Hexachlorobenzene	7.7	U	7.7	2.4
87-68-3	Hexachlorobutadiene	58	U	58	31
77-47-4	Hexachlorocyclopentadiene	380	U	380	31
67-72-1	Hexachloroethane	58	U	58	10
193-39-5	Indeno[1,2,3-cd]pyrene	5.6	J	7.7	3.8
78-59-1	Isophorone	58	U	58	15
621-64-7	N-Nitrosodi-n-propylamine	58	U	58	31
62-75-9	N-Nitrosodimethylamine	120	U	120	19
86-30-6	N-Nitrosodiphenylamine	58	U	58	24
91-20-3	Naphthalene	7.7	U	7.7	3.8
98-95-3	Nitrobenzene	120	U	120	2.5
87-86-5	Pentachlorophenol	170	U	170	93
85-01-8	Phenanthrene	23		7.7	3.8
108-95-2	Phenol	58	U	58	31
129-00-0	Pyrene	32		7.7	3.8
108-60-1	2,2'-oxybis[1-chloropropane]	120	U	120	11
606-20-2	2,6-Dinitrotoluene	230	U	230	24
100-02-7	4-Nitrophenol	380	U	380	93

FORM I
GC/MS SEMI VOA ORGANICS ANALYSIS DATA SHEET

Lab Name: TestAmerica North Canton | Job No.: 240-1112-1

SDG No.:

Client Sample ID: DR-SB-34-08 | Lab Sample ID: 240-1112-18

Matrix: Solid | Lab File ID: 0703137.D

Analysis Method: 8270D | Date Collected: 06/14/2011 01:40

Extract. Method: 3540C | Date Extracted: 06/27/2011 11:35

Sample wt/vol: 29.90(g) | Date Analyzed: 07/03/2011 19:12

Con. Extract Vol.: 2(mL) | Dilution Factor: 1

Injection Volume: 1(uL) | Level: (low/med) Low

% Moisture: 13.3 | GPC Cleanup:(Y/N) N

Analysis Batch No.: 7002 | Units: ug/Kg

CAS NO.	SURROGATE	%REC	Q	LIMITS
1718-51-0	Terphenyl-d14 (Surr)	63		41-119
4165-62-2	Phenol-d5 (Surr)	22	X	28-110
4165-60-0	Nitrobenzene-d5 (Surr)	35		24-112
367-12-4	2-Fluorophenol (Surr)	53		26-110
321-60-8	2-Fluorobiphenyl (Surr)	52		34-110
118-79-6	2,4,6-Tribromophenol (Surr)	26		10-118

FORM I
GC/MS SEMI VOA ORGANICS ANALYSIS DATA SHEET

Lab Name: TestAmerica North Canton
Job No.: 240-1112-1
SDG No.:
Client Sample ID: DR-SB-35-02
Lab Sample ID: 240-1112-19
Matrix: Solid
Lab File ID: 0703136.D
Analysis Method: 8270D
Date Collected: 06/14/2011 02:00
Extract. Method: 3540C
Date Extracted: 06/27/2011 11:35
Sample wt/vol: 29.82(g)
Date Analyzed: 07/03/2011 18:55
Con. Extract Vol.: 2(mL)
Dilution Factor: 1
Injection Volume: 1(uL)
Level: (low/med) Low
% Moisture: 11.3
GPC Cleanup:(Y/N) N
Analysis Batch No.: 7002
Units: ug/Kg

CAS NO.	COMPOUND NAME	RESULT	Q	RL	MDL
92-52-4	1,1'-Biphenyl	57	U	57	31
123-91-1	1,4-Dioxane	110	U	110	25
88-06-2	2,4,6-Trichlorophenol	170	U	170	91
95-95-4	2,4,5-Trichlorophenol	170	U	170	28
120-83-2	2,4-Dichlorophenol	170	U	170	23
105-67-9	2,4-Dimethylphenol	170	U	170	23
51-28-5	2,4-Dinitrophenol	370	U	370	91
121-14-2	2,4-Dinitrotoluene	230	U	230	31
91-58-7	2-Chloronaphthalene	57	U	57	3.7
95-57-8	2-Chlorophenol	57	U	57	31
91-57-6	2-Methylnaphthalene	7.6	U	7.6	3.7
95-48-7	2-Methylphenol	230	U	230	91
88-74-4	2-Nitroaniline	230	U	230	10
88-75-5	2-Nitrophenol	57	U	57	31
15831-10-4	3 & 4 Methylphenol	450	U	450	23
91-94-1	3,3'-Dichlorobenzidine	110	U	110	20
99-09-2	3-Nitroaniline	230	U	230	18
534-52-1	4,6-Dinitro-2-methylphenol	170	U	170	91
101-55-3	4-Bromophenyl phenyl ether	57	U	57	15
59-50-7	4-Chloro-3-methylphenol	170	U	170	24
106-47-8	4-Chloroaniline	170	U	170	19
7005-72-3	4-Chlorophenyl phenyl ether	57	U	57	15
100-01-6	4-Nitroaniline	230	U	230	29
83-32-9	Acenaphthene	28		7.6	3.7
208-96-8	Acenaphthylene	7.6	U	7.6	3.7
98-86-2	Acetophenone	110	U	110	10
120-12-7	Anthracene	120		7.6	3.7
1912-24-9	Atrazine	230	U	230	10
100-52-7	Benzaldehyde	110	U	110	14
56-55-3	Benzo[a]anthracene	360		7.6	3.7
50-32-8	Benzo[a]pyrene	360		7.6	3.7
205-99-2	Benzo[b]fluoranthene	470		7.6	3.7
191-24-2	Benzo[g,h,i]perylene	240		7.6	3.7
207-08-9	Benzo[k]fluoranthene	280		7.6	3.7

FORM I
GC/MS SEMI VOA ORGANICS ANALYSIS DATA SHEET

Lab Name: TestAmerica North Canton | Job No.: 240-1112-1

SDG No.:

Client Sample ID: DR-SB-35-02 | Lab Sample ID: 240-1112-19

Matrix: Solid | Lab File ID: 0703136.D

Analysis Method: 8270D | Date Collected: 06/14/2011 02:00

Extract. Method: 3540C | Date Extracted: 06/27/2011 11:35

Sample wt/vol: 29.82(g) | Date Analyzed: 07/03/2011 18:55

Con. Extract Vol.: 2(mL) | Dilution Factor: 1

Injection Volume: 1(uL) | Level: (low/med) Low

% Moisture: 11.3 | GPC Cleanup:(Y/N) N

Analysis Batch No.: 7002 | Units: ug/Kg

CAS NO.	COMPOUND NAME	RESULT	Q	RL	MDL
111-91-1	Bis(2-chloroethoxy)methane	110	U	110	25
111-44-4	Bis(2-chloroethyl)ether	110	U	110	2.3
117-81-7	Bis(2-ethylhexyl) phthalate	57	U	57	22
85-68-7	Butyl benzyl phthalate	57	U	57	11
105-60-2	Caprolactam	370	U	370	42
86-74-8	Carbazole	57	U	57	31
218-01-9	Chrysene	420		7.6	1.2
84-74-2	Di-n-butyl phthalate	57	U	57	17
117-84-0	Di-n-octyl phthalate	57	U	57	31
53-70-3	Dibenzo(a,h)anthracene	54		7.6	3.7
132-64-9	Dibenzofuran	57	U	57	3.7
84-66-2	Diethyl phthalate	57	U	57	18
131-11-3	Dimethyl phthalate	57	U	57	19
206-44-0	Fluoranthene	890		7.6	3.7
86-73-7	Fluorene	18		7.6	3.7
118-74-1	Hexachlorobenzene	7.6	U	7.6	2.4
87-68-3	Hexachlorobutadiene	57	U	57	31
77-47-4	Hexachlorocyclopentadiene	370	U	370	31
67-72-1	Hexachloroethane	57	U	57	10
193-39-5	Indeno[1,2,3-cd]pyrene	210		7.6	3.7
78-59-1	Isophorone	57	U	57	15
621-64-7	N-Nitrosodi-n-propylamine	57	U	57	31
62-75-9	N-Nitrosodimethylamine	110	U	110	18
86-30-6	N-Nitrosodiphenylamine	57	U	57	24
91-20-3	Naphthalene	7.6	U	7.6	3.7
98-95-3	Nitrobenzene	110	U	110	2.5
87-86-5	Pentachlorophenol	170	U	170	91
85-01-8	Phenanthrene	310		7.6	3.7
108-95-2	Phenol	57	U	57	31
129-00-0	Pyrene	670		7.6	3.7
108-60-1	2,2'-oxybis[1-chloropropane]	110	U	110	11
606-20-2	2,6-Dinitrotoluene	230	U	230	24
100-02-7	4-Nitrophenol	370	U	370	91

FORM I
GC/MS SEMI VOA ORGANICS ANALYSIS DATA SHEET

Lab Name: TestAmerica North Canton
Job No.: 240-1112-1
SDG No.:
Client Sample ID: DR-SB-35-02
Lab Sample ID: 240-1112-19
Matrix: Solid
Lab File ID: 0703136.D
Analysis Method: 8270D
Date Collected: 06/14/2011 02:00
Extract. Method: 3540C
Date Extracted: 06/27/2011 11:35
Sample wt/vol: 29.82(g)
Date Analyzed: 07/03/2011 18:55
Con. Extract Vol.: 2(mL)
Dilution Factor: 1
Injection Volume: 1(uL)
Level: (low/med) Low
% Moisture: 11.3
GPC Cleanup:(Y/N) N
Analysis Batch No.: 7002
Units: ug/Kg

CAS NO.	SURROGATE	%REC	Q	LIMITS
1718-51-0	Terphenyl-d14 (Surr)	57		41-119
4165-62-2	Phenol-d5 (Surr)	25	X	28-110
4165-60-0	Nitrobenzene-d5 (Surr)	35		24-112
367-12-4	2-Fluorophenol (Surr)	49		26-110
321-60-8	2-Fluorobiphenyl (Surr)	43		34-110
118-79-6	2,4,6-Tribromophenol (Surr)	31		10-118

FORM I
GC/MS SEMI VOA ORGANICS ANALYSIS DATA SHEET

Lab Name: TestAmerica North Canton | Job No.: 240-1112-1

SDG No.:

Client Sample ID: DR-SB-35-10 | Lab Sample ID: 240-1112-20

Matrix: Solid | Lab File ID: 0703135.D

Analysis Method: 8270D | Date Collected: 06/14/2011 02:05

Extract. Method: 3540C | Date Extracted: 06/27/2011 11:35

Sample wt/vol: 30.03(g) | Date Analyzed: 07/03/2011 18:39

Con. Extract Vol.: 2(mL) | Dilution Factor: 1

Injection Volume: 1(uL) | Level: (low/med) Low

% Moisture: 19.5 | GPC Cleanup:(Y/N) N

Analysis Batch No.: 7002 | Units: ug/Kg

CAS NO.	COMPOUND NAME	RESULT	Q	RL	MDL
92-52-4	1,1'-Biphenyl	62	U	62	34
123-91-1	1,4-Dioxane	120	U	120	27
88-06-2	2,4,6-Trichlorophenol	190	U	190	99
95-95-4	2,4,5-Trichlorophenol	190	U	190	31
120-83-2	2,4-Dichlorophenol	190	U	190	25
105-67-9	2,4-Dimethylphenol	190	U	190	25
51-28-5	2,4-Dinitrophenol	410	U	410	99
121-14-2	2,4-Dinitrotoluene	250	U	250	34
91-58-7	2-Chloronaphthalene	62	U	62	4.1
95-57-8	2-Chlorophenol	62	U	62	34
91-57-6	2-Methylnaphthalene	8.3	U	8.3	4.1
95-48-7	2-Methylphenol	250	U	250	99
88-74-4	2-Nitroaniline	250	U	250	11
88-75-5	2-Nitrophenol	62	U	62	34
15831-10-4	3 & 4 Methylphenol	500	U	500	25
91-94-1	3,3'-Dichlorobenzidine	120	U	120	22
99-09-2	3-Nitroaniline	250	U	250	20
534-52-1	4,6-Dinitro-2-methylphenol	190	U	190	99
101-55-3	4-Bromophenyl phenyl ether	62	U	62	16
59-50-7	4-Chloro-3-methylphenol	190	U	190	26
106-47-8	4-Chloroaniline	190	U	190	21
7005-72-3	4-Chlorophenyl phenyl ether	62	U	62	16
100-01-6	4-Nitroaniline	250	U	250	32
83-32-9	Acenaphthene	8.3	U	8.3	4.1
208-96-8	Acenaphthylene	8.3	U	8.3	4.1
98-86-2	Acetophenone	120	U	120	11
120-12-7	Anthracene	8.3	U	8.3	4.1
1912-24-9	Atrazine	250	U	250	11
100-52-7	Benzaldehyde	120	U	120	15
56-55-3	Benzo[a]anthracene	8.3	U	8.3	4.1
50-32-8	Benzo[a]pyrene	8.3	U	8.3	4.1
205-99-2	Benzo[b]fluoranthene	8.3	U	8.3	4.1
191-24-2	Benzo[g,h,i]perylene	8.3	U	8.3	4.1
207-08-9	Benzo[k]fluoranthene	8.3	U	8.3	4.1

FORM I
GC/MS SEMI VOA ORGANICS ANALYSIS DATA SHEET

Lab Name: TestAmerica North Canton
Job No.: 240-1112-1
SDG No.:
Client Sample ID: DR-SB-35-10
Lab Sample ID: 240-1112-20
Matrix: Solid
Lab File ID: 0703135.D
Analysis Method: 8270D
Date Collected: 06/14/2011 02:05
Extract. Method: 3540C
Date Extracted: 06/27/2011 11:35
Sample wt/vol: 30.03(g)
Date Analyzed: 07/03/2011 18:39
Con. Extract Vol.: 2(mL)
Dilution Factor: 1
Injection Volume: 1(uL)
Level: (low/med) Low
% Moisture: 19.5
GPC Cleanup:(Y/N) N
Analysis Batch No.: 7002
Units: ug/Kg

CAS NO.	COMPOUND NAME	RESULT	Q	RL	MDL
111-91-1	Bis(2-chloroethoxy)methane	120	U	120	27
111-44-4	Bis(2-chloroethyl)ether	120	U	120	2.5
117-81-7	Bis(2-ethylhexyl) phthalate	62	U	62	24
85-68-7	Butyl benzyl phthalate	62	U	62	12
105-60-2	Caprolactam	410	U	410	46
86-74-8	Carbazole	62	U	62	34
218-01-9	Chrysene	8.3	U	8.3	1.4
84-74-2	Di-n-butyl phthalate	62	U	62	19
117-84-0	Di-n-octyl phthalate	62	U	62	34
53-70-3	Dibenzo(a,h)anthracene	8.3	U	8.3	4.1
132-64-9	Dibenzofuran	62	U	62	4.1
84-66-2	Diethyl phthalate	62	U	62	20
131-11-3	Dimethyl phthalate	62	U	62	21
206-44-0	Fluoranthene	8.3	U	8.3	4.1
86-73-7	Fluorene	8.3	U	8.3	4.1
118-74-1	Hexachlorobenzene	8.3	U	8.3	2.6
87-68-3	Hexachlorobutadiene	62	U	62	34
77-47-4	Hexachlorocyclopentadiene	410	U	410	34
67-72-1	Hexachloroethane	62	U	62	11
193-39-5	Indeno[1,2,3-cd]pyrene	8.3	U	8.3	4.1
78-59-1	Isophorone	62	U	62	16
621-64-7	N-Nitrosodi-n-propylamine	62	U	62	34
62-75-9	N-Nitrosodimethylamine	120	U	120	20
86-30-6	N-Nitrosodiphenylamine	62	U	62	26
91-20-3	Naphthalene	8.3	U	8.3	4.1
98-95-3	Nitrobenzene	120	U	120	2.7
87-86-5	Pentachlorophenol	190	U	190	99
85-01-8	Phenanthrene	8.3	U	8.3	4.1
108-95-2	Phenol	62	U	62	34
129-00-0	Pyrene	8.3	U	8.3	4.1
108-60-1	2,2'-oxybis[1-chloropropane]	120	U	120	12
606-20-2	2,6-Dinitrotoluene	250	U	250	26
100-02-7	4-Nitrophenol	410	U	410	99

FORM I
GC/MS SEMI VOA ORGANICS ANALYSIS DATA SHEET

Lab Name: TestAmerica North Canton | Job No.: 240-1112-1

SDG No.:

Client Sample ID: DR-SB-35-10 | Lab Sample ID: 240-1112-20

Matrix: Solid | Lab File ID: 0703135.D

Analysis Method: 8270D | Date Collected: 06/14/2011 02:05

Extract. Method: 3540C | Date Extracted: 06/27/2011 11:35

Sample wt/vol: 30.03(g) | Date Analyzed: 07/03/2011 18:39

Con. Extract Vol.: 2(mL) | Dilution Factor: 1

Injection Volume: 1(uL) | Level: (low/med) Low

% Moisture: 19.5 | GPC Cleanup:(Y/N) N

Analysis Batch No.: 7002 | Units: ug/Kg

CAS NO.	SURROGATE	%REC	Q	LIMITS
1718-51-0	Terphenyl-d14 (Surr)	60		41-119
4165-62-2	Phenol-d5 (Surr)	21	X	28-110
4165-60-0	Nitrobenzene-d5 (Surr)	36		24-112
367-12-4	2-Fluorophenol (Surr)	47		26-110
321-60-8	2-Fluorobiphenyl (Surr)	45		34-110
118-79-6	2,4,6-Tribromophenol (Surr)	40		10-118

FORM I
GC SEMI VOA ORGANICS ANALYSIS DATA SHEET

Lab Name: TestAmerica North Canton Job No.: 240-1112-1

SDG No.:

Client Sample ID: DR-SB-26-02 Lab Sample ID: 240-1112-1

Matrix: Solid Lab File ID: P1270136.D

Analysis Method: 8082A Date Collected: 06/13/2011 23:02

Extraction Method: 3540C Date Extracted: 06/24/2011 14:16

Sample wt/vol: 30.01(g) Date Analyzed: 07/01/2011 23:00

Con. Extract Vol.: 10(mL) Dilution Factor: 1

Injection Volume: 1(uL) GC Column: CLP-1 ID: 0.53(mm)

% Moisture: 13.6 GPC Cleanup:(Y/N) N

Analysis Batch No.: 6928 Units: ug/Kg

CAS NO.	COMPOUND NAME	RESULT	Q	RL	MDL
12674-11-2	Aroclor-1016	38	U	38	24
11104-28-2	Aroclor-1221	38	U	38	19
11141-16-5	Aroclor-1232	38	U	38	16
53469-21-9	Aroclor-1242	38	U	38	15
12672-29-6	Aroclor-1248	38	U	38	20
11097-69-1	Aroclor-1254	38	U	38	20
11096-82-5	Aroclor-1260	22	J	38	20

CAS NO.	SURROGATE	%REC	Q	LIMITS
877-09-8	Tetrachloro-m-xylene	91		29-151
2051-24-3	Decachlorobiphenyl	133		14-163

FORM I
GC SEMI VOA ORGANICS ANALYSIS DATA SHEET

Lab Name: TestAmerica North Canton | Job No.: 240-1112-1

SDG No.:

Client Sample ID: DR-SB-26-02 | Lab Sample ID: 240-1112-1

Matrix: Solid | Lab File ID: P1270136.D

Analysis Method: 8082A | Date Collected: 06/13/2011 23:02

Extraction Method: 3540C | Date Extracted: 06/24/2011 14:16

Sample wt/vol: 30.01(g) | Date Analyzed: 07/01/2011 23:00

Con. Extract Vol.: 10(mL) | Dilution Factor: 1

Injection Volume: 1(uL) | GC Column: CLP-2 ID: 0.53(mm)

% Moisture: 13.6 | GPC Cleanup:(Y/N) N

Analysis Batch No.: 6928 | Units: ug/Kg

CAS NO.	COMPOUND NAME	RESULT	Q	RL	MDL
12674-11-2	Aroclor-1016	38	U	38	24
11104-28-2	Aroclor-1221	38	U	38	19
11141-16-5	Aroclor-1232	38	U	38	16
53469-21-9	Aroclor-1242	38	U	38	15
12672-29-6	Aroclor-1248	38	U	38	20
11097-69-1	Aroclor-1254	38	U	38	20
11096-82-5	Aroclor-1260	21	J	38	20

CAS NO.	SURROGATE	%REC	Q	LIMITS
877-09-8	Tetrachloro-m-xylene	87		29-151
2051-24-3	Decachlorobiphenyl	123		14-163

FORM I
GC SEMI VOA ORGANICS ANALYSIS DATA SHEET

Lab Name: TestAmerica North Canton
Job No.: 240-1112-1
SDG No.:
Client Sample ID: DR-SB-26-10
Lab Sample ID: 240-1112-2
Matrix: Solid
Lab File ID: P1270137.D
Analysis Method: 8082A
Date Collected: 06/13/2011 23:05
Extraction Method: 3540C
Date Extracted: 06/24/2011 14:16
Sample wt/vol: 30.02(g)
Date Analyzed: 07/01/2011 23:15
Con. Extract Vol.: 10(mL)
Dilution Factor: 1
Injection Volume: 1(uL)
GC Column: CLP-1 ID: 0.53(mm)
% Moisture: 13.9
GPC Cleanup:(Y/N) N
Analysis Batch No.: 6928
Units: ug/Kg

CAS NO.	COMPOUND NAME	RESULT	Q	RL	MDL
12674-11-2	Aroclor-1016	38	U	38	24
11104-28-2	Aroclor-1221	38	U	38	19
11141-16-5	Aroclor-1232	38	U	38	16
53469-21-9	Aroclor-1242	38	U	38	15
12672-29-6	Aroclor-1248	38	U	38	20
11097-69-1	Aroclor-1254	38	U	38	20
11096-82-5	Aroclor-1260	38	U	38	20

CAS NO.	SURROGATE	%REC	Q	LIMITS
877-09-8	Tetrachloro-m-xylene	91		29-151
2051-24-3	Decachlorobiphenyl	98		14-163

FORM I
GC SEMI VOA ORGANICS ANALYSIS DATA SHEET

Lab Name: TestAmerica North Canton Job No.: 240-1112-1

SDG No.:

Client Sample ID: DR-SB-26-10 Lab Sample ID: 240-1112-2

Matrix: Solid Lab File ID: P1270137.D

Analysis Method: 8082A Date Collected: 06/13/2011 23:05

Extraction Method: 3540C Date Extracted: 06/24/2011 14:16

Sample wt/vol: 30.02(g) Date Analyzed: 07/01/2011 23:15

Con. Extract Vol.: 10(mL) Dilution Factor: 1

Injection Volume: 1(uL) GC Column: CLP-2 ID: 0.53(mm)

% Moisture: 13.9 GPC Cleanup:(Y/N) N

Analysis Batch No.: 6928 Units: ug/Kg

CAS NO.	COMPOUND NAME	RESULT	Q	RL	MDL
12674-11-2	*Aroclor-1016*	*38*	*U*	*38*	*24*
11104-28-2	*Aroclor-1221*	*38*	*U*	*38*	*19*
11141-16-5	*Aroclor-1232*	*38*	*U*	*38*	*16*
53469-21-9	*Aroclor-1242*	*38*	*U*	*38*	*15*
12672-29-6	*Aroclor-1248*	*38*	*U*	*38*	*20*
11097-69-1	*Aroclor-1254*	*38*	*U*	*38*	*20*
11096-82-5	*Aroclor-1260*	*38*	*U*	*38*	*20*

CAS NO.	SURROGATE	%REC	Q	LIMITS
877-09-8	Tetrachloro-m-xylene	87		29-151
2051-24-3	Decachlorobiphenyl	89		14-163

FORM I
GC SEMI VOA ORGANICS ANALYSIS DATA SHEET

Lab Name: TestAmerica North Canton
Job No.: 240-1112-1
SDG No.:
Client Sample ID: DR-SB-27-02
Lab Sample ID: 240-1112-3
Matrix: Solid
Lab File ID: P1270138.D
Analysis Method: 8082A
Date Collected: 06/13/2011 22:35
Extraction Method: 3540C
Date Extracted: 06/24/2011 14:16
Sample wt/vol: 30.09(g)
Date Analyzed: 07/01/2011 23:29
Con. Extract Vol.: 10(mL)
Dilution Factor: 1
Injection Volume: 1(uL)
GC Column: CLP-1 ID: 0.53(mm)
% Moisture: 19.3
GPC Cleanup:(Y/N) N
Analysis Batch No.: 6928
Units: ug/Kg

CAS NO.	COMPOUND NAME	RESULT	Q	RL	MDL
12674-11-2	Aroclor-1016	41	U	41	26
11104-28-2	Aroclor-1221	41	U	41	20
11141-16-5	Aroclor-1232	41	U	41	17
53469-21-9	Aroclor-1242	41	U	41	16
12672-29-6	Aroclor-1248	41	U	41	21
11097-69-1	Aroclor-1254	41	U	41	21
11096-82-5	Aroclor-1260	27	J	41	21

CAS NO.	SURROGATE	%REC	Q	LIMITS
877-09-8	Tetrachloro-m-xylene	80		29-151
2051-24-3	Decachlorobiphenyl	83		14-163

FORM I
GC SEMI VOA ORGANICS ANALYSIS DATA SHEET

Lab Name: TestAmerica North Canton
Job No.: 240-1112-1
SDG No.:
Client Sample ID: DR-SB-27-02
Lab Sample ID: 240-1112-3
Matrix: Solid
Lab File ID: P1270138.D
Analysis Method: 8082A
Date Collected: 06/13/2011 22:35
Extraction Method: 3540C
Date Extracted: 06/24/2011 14:16
Sample wt/vol: 30.09(g)
Date Analyzed: 07/01/2011 23:29
Con. Extract Vol.: 10(mL)
Dilution Factor: 1
Injection Volume: 1(uL)
GC Column: CLP-2 ID: 0.53(mm)
% Moisture: 19.3
GPC Cleanup:(Y/N) N
Analysis Batch No.: 6928
Units: ug/Kg

CAS NO.	COMPOUND NAME	RESULT	Q	RL	MDL
12674-11-2	Aroclor-1016	41	U	41	26
11104-28-2	Aroclor-1221	41	U	41	20
11141-16-5	Aroclor-1232	41	U	41	17
53469-21-9	Aroclor-1242	41	U	41	16
12672-29-6	Aroclor-1248	41	U	41	21
11097-69-1	Aroclor-1254	41	U	41	21
11096-82-5	Aroclor-1260	46		41	21

CAS NO.	SURROGATE	%REC	Q	LIMITS
877-09-8	Tetrachloro-m-xylene	77		29-151
2051-24-3	Decachlorobiphenyl	78		14-163

FORM I
GC SEMI VOA ORGANICS ANALYSIS DATA SHEET

Lab Name: TestAmerica North Canton | Job No.: 240-1112-1

SDG No.:

Client Sample ID: DR-SB-27-10 | Lab Sample ID: 240-1112-4

Matrix: Solid | Lab File ID: P1270139.D

Analysis Method: 8082A | Date Collected: 06/13/2011 23:45

Extraction Method: 3540C | Date Extracted: 06/24/2011 14:16

Sample wt/vol: 30.09(g) | Date Analyzed: 07/01/2011 23:44

Con. Extract Vol.: 10(mL) | Dilution Factor: 1

Injection Volume: 1(uL) | GC Column: CLP-1 ID: 0.53(mm)

% Moisture: 13.7 | GPC Cleanup:(Y/N) N

Analysis Batch No.: 6928 | Units: ug/Kg

CAS NO.	COMPOUND NAME	RESULT	Q	RL	MDL
12674-11-2	*Aroclor-1016*	*38*	*U*	*38*	*24*
11104-28-2	*Aroclor-1221*	*38*	*U*	*38*	*18*
11141-16-5	*Aroclor-1232*	*38*	*U*	*38*	*16*
53469-21-9	*Aroclor-1242*	*38*	*U*	*38*	*15*
12672-29-6	*Aroclor-1248*	*38*	*U*	*38*	*20*
11097-69-1	*Aroclor-1254*	*38*	*U*	*38*	*20*
11096-82-5	*Aroclor-1260*	*38*	*U*	*38*	*20*

CAS NO.	SURROGATE	%REC	Q	LIMITS
877-09-8	Tetrachloro-m-xylene	75		29-151
2051-24-3	Decachlorobiphenyl	210	X	14-163

FORM I
GC SEMI VOA ORGANICS ANALYSIS DATA SHEET

Lab Name: TestAmerica North Canton Job No.: 240-1112-1

SDG No.:

Client Sample ID: DR-SB-27-10 Lab Sample ID: 240-1112-4

Matrix: Solid Lab File ID: P1270139.D

Analysis Method: 8082A Date Collected: 06/13/2011 23:45

Extraction Method: 3540C Date Extracted: 06/24/2011 14:16

Sample wt/vol: 30.09(g) Date Analyzed: 07/01/2011 23:44

Con. Extract Vol.: 10(mL) Dilution Factor: 1

Injection Volume: 1(uL) GC Column: CLP-2 ID: 0.53(mm)

% Moisture: 13.7 GPC Cleanup:(Y/N) N

Analysis Batch No.: 6928 Units: ug/Kg

CAS NO.	COMPOUND NAME	RESULT	Q	RL	MDL
12674-11-2	Aroclor-1016	38	U	38	24
11104-28-2	Aroclor-1221	38	U	38	18
11141-16-5	Aroclor-1232	38	U	38	16
53469-21-9	Aroclor-1242	38	U	38	15
12672-29-6	Aroclor-1248	38	U	38	20
11097-69-1	Aroclor-1254	38	U	38	20
11096-82-5	Aroclor-1260	38	U	38	20

CAS NO.	SURROGATE	%REC	Q	LIMITS
877-09-8	Tetrachloro-m-xylene	70		29-151
2051-24-3	Decachlorobiphenyl	57		14-163

FORM I
GC SEMI VOA ORGANICS ANALYSIS DATA SHEET

Lab Name: TestAmerica North Canton
Job No.: 240-1112-1
SDG No.:
Client Sample ID: DR-SB-28-02
Lab Sample ID: 240-1112-5
Matrix: Solid
Lab File ID: P1270140.D
Analysis Method: 8082A
Date Collected: 06/13/2011 23:41
Extraction Method: 3540C
Date Extracted: 06/24/2011 14:16
Sample wt/vol: 30.05(g)
Date Analyzed: 07/01/2011 23:58
Con. Extract Vol.: 10(mL)
Dilution Factor: 1
Injection Volume: 1(uL)
GC Column: CLP-1 ID: 0.53(mm)
% Moisture: 18.1
GPC Cleanup:(Y/N) N
Analysis Batch No.: 6928
Units: ug/Kg

CAS NO.	COMPOUND NAME	RESULT	Q	RL	MDL
12674-11-2	Aroclor-1016	40	U	40	26
11104-28-2	Aroclor-1221	40	U	40	19
11141-16-5	Aroclor-1232	40	U	40	17
53469-21-9	Aroclor-1242	40	U	40	16
12672-29-6	Aroclor-1248	40	U	40	21
11097-69-1	Aroclor-1254	40	U	40	21
11096-82-5	Aroclor-1260	40	U	40	21

CAS NO.	SURROGATE	%REC	Q	LIMITS
877-09-8	Tetrachloro-m-xylene	77		29-151
2051-24-3	Decachlorobiphenyl	136		14-163

FORM I
GC SEMI VOA ORGANICS ANALYSIS DATA SHEET

Lab Name: TestAmerica North Canton | Job No.: 240-1112-1

SDG No.:

Client Sample ID: DR-SB-28-02 | Lab Sample ID: 240-1112-5

Matrix: Solid | Lab File ID: P1270140.D

Analysis Method: 8082A | Date Collected: 06/13/2011 23:41

Extraction Method: 3540C | Date Extracted: 06/24/2011 14:16

Sample wt/vol: 30.05(g) | Date Analyzed: 07/01/2011 23:58

Con. Extract Vol.: 10(mL) | Dilution Factor: 1

Injection Volume: 1(uL) | GC Column: CLP-2 ID: 0.53(mm)

% Moisture: 18.1 | GPC Cleanup:(Y/N) N

Analysis Batch No.: 6928 | Units: ug/Kg

CAS NO.	COMPOUND NAME	RESULT	Q	RL	MDL
12674-11-2	*Aroclor-1016*	*40*	*U*	*40*	*26*
11104-28-2	*Aroclor-1221*	*40*	*U*	*40*	*19*
11141-16-5	*Aroclor-1232*	*40*	*U*	*40*	*17*
53469-21-9	*Aroclor-1242*	*40*	*U*	*40*	*16*
12672-29-6	*Aroclor-1248*	*40*	*U*	*40*	*21*
11097-69-1	*Aroclor-1254*	*40*	*U*	*40*	*21*
11096-82-5	*Aroclor-1260*	*40*	*U*	*40*	*21*

CAS NO.	SURROGATE	%REC	Q	LIMITS
877-09-8	Tetrachloro-m-xylene	79		29-151
2051-24-3	Decachlorobiphenyl	134		14-163

FORM I
GC SEMI VOA ORGANICS ANALYSIS DATA SHEET

Lab Name: TestAmerica North Canton | Job No.: 240-1112-1

SDG No.:

Client Sample ID: DR-SB-28-10 | Lab Sample ID: 240-1112-6

Matrix: Solid | Lab File ID: P1270141.D

Analysis Method: 8082A | Date Collected: 06/13/2011 23:45

Extraction Method: 3540C | Date Extracted: 06/24/2011 14:16

Sample wt/vol: 30.10(g) | Date Analyzed: 07/02/2011 00:13

Con. Extract Vol.: 10(mL) | Dilution Factor: 1

Injection Volume: 1(uL) | GC Column: CLP-1 ID: 0.53(mm)

% Moisture: 13.8 | GPC Cleanup:(Y/N) N

Analysis Batch No.: 6928 | Units: ug/Kg

CAS NO.	COMPOUND NAME	RESULT	Q	RL	MDL
12674-11-2	Aroclor-1016	38	U	38	24
11104-28-2	Aroclor-1221	38	U	38	18
11141-16-5	Aroclor-1232	38	U	38	16
53469-21-9	Aroclor-1242	38	U	38	15
12672-29-6	Aroclor-1248	38	U	38	20
11097-69-1	Aroclor-1254	38	U	38	20
11096-82-5	Aroclor-1260	38	U	38	20

CAS NO.	SURROGATE	%REC	Q	LIMITS
877-09-8	Tetrachloro-m-xylene	70		29-151
2051-24-3	Decachlorobiphenyl	77		14-163

FORM I
GC SEMI VOA ORGANICS ANALYSIS DATA SHEET

Lab Name: TestAmerica North Canton | Job No.: 240-1112-1

SDG No.:

Client Sample ID: DR-SB-28-10 | Lab Sample ID: 240-1112-6

Matrix: Solid | Lab File ID: P1270141.D

Analysis Method: 8082A | Date Collected: 06/13/2011 23:45

Extraction Method: 3540C | Date Extracted: 06/24/2011 14:16

Sample wt/vol: 30.10(g) | Date Analyzed: 07/02/2011 00:13

Con. Extract Vol.: 10(mL) | Dilution Factor: 1

Injection Volume: 1(uL) | GC Column: CLP-2 ID: 0.53(mm)

% Moisture: 13.8 | GPC Cleanup:(Y/N) N

Analysis Batch No.: 6928 | Units: ug/Kg

CAS NO.	COMPOUND NAME	RESULT	Q	RL	MDL
12674-11-2	*Aroclor-1016*	*38*	*U*	*38*	*24*
11104-28-2	*Aroclor-1221*	*38*	*U*	*38*	*18*
11141-16-5	*Aroclor-1232*	*38*	*U*	*38*	*16*
53469-21-9	*Aroclor-1242*	*38*	*U*	*38*	*15*
12672-29-6	*Aroclor-1248*	*38*	*U*	*38*	*20*
11097-69-1	*Aroclor-1254*	*38*	*U*	*38*	*20*
11096-82-5	*Aroclor-1260*	*38*	*U*	*38*	*20*

CAS NO.	SURROGATE	%REC	Q	LIMITS
877-09-8	Tetrachloro-m-xylene	68		29-151
2051-24-3	Decachlorobiphenyl	80		14-163

FORM I
GC SEMI VOA ORGANICS ANALYSIS DATA SHEET

Lab Name: TestAmerica North Canton Job No.: 240-1112-1

SDG No.:

Client Sample ID: DR-SB-29-02 Lab Sample ID: 240-1112-7

Matrix: Solid Lab File ID: P1270142.D

Analysis Method: 8082A Date Collected: 06/13/2011 23:50

Extraction Method: 3540C Date Extracted: 06/24/2011 14:16

Sample wt/vol: 30.06(g) Date Analyzed: 07/02/2011 00:27

Con. Extract Vol.: 10(mL) Dilution Factor: 1

Injection Volume: 1(uL) GC Column: CLP-1 ID: 0.53(mm)

% Moisture: 17.5 GPC Cleanup:(Y/N) N

Analysis Batch No.: 6928 Units: ug/Kg

CAS NO.	COMPOUND NAME	RESULT	Q	RL	MDL
12674-11-2	Aroclor-1016	40	U	40	25
11104-28-2	Aroclor-1221	40	U	40	19
11141-16-5	Aroclor-1232	40	U	40	17
53469-21-9	Aroclor-1242	40	U	40	16
12672-29-6	Aroclor-1248	40	U	40	21
11097-69-1	Aroclor-1254	40	U	40	21
11096-82-5	Aroclor-1260	76		40	21

CAS NO.	SURROGATE	%REC	Q	LIMITS
877-09-8	Tetrachloro-m-xylene	75		29-151
2051-24-3	Decachlorobiphenyl	115		14-163

FORM I
GC SEMI VOA ORGANICS ANALYSIS DATA SHEET

Lab Name: TestAmerica North Canton | Job No.: 240-1112-1

SDG No.:

Client Sample ID: DR-SB-29-02 | Lab Sample ID: 240-1112-7

Matrix: Solid | Lab File ID: P1270142.D

Analysis Method: 8082A | Date Collected: 06/13/2011 23:50

Extraction Method: 3540C | Date Extracted: 06/24/2011 14:16

Sample wt/vol: 30.06(g) | Date Analyzed: 07/02/2011 00:27

Con. Extract Vol.: 10(mL) | Dilution Factor: 1

Injection Volume: 1(uL) | GC Column: CLP-2 ID: 0.53(mm)

% Moisture: 17.5 | GPC Cleanup:(Y/N) N

Analysis Batch No.: 6928 | Units: ug/Kg

CAS NO.	COMPOUND NAME	RESULT	Q	RL	MDL
12674-11-2	*Aroclor-1016*	*40*	*U*	*40*	*25*
11104-28-2	*Aroclor-1221*	*40*	*U*	*40*	*19*
11141-16-5	*Aroclor-1232*	*40*	*U*	*40*	*17*
53469-21-9	*Aroclor-1242*	*40*	*U*	*40*	*16*
12672-29-6	*Aroclor-1248*	*40*	*U*	*40*	*21*
11097-69-1	*Aroclor-1254*	*40*	*U*	*40*	*21*
11096-82-5	*Aroclor-1260*	*110*		*40*	*21*

CAS NO.	SURROGATE	%REC	Q	LIMITS
877-09-8	Tetrachloro-m-xylene	77		29-151
2051-24-3	Decachlorobiphenyl	110		14-163

FORM I
GC SEMI VOA ORGANICS ANALYSIS DATA SHEET

Lab Name: TestAmerica North Canton | Job No.: 240-1112-1

SDG No.:

Client Sample ID: DR-SB-29-10 | Lab Sample ID: 240-1112-8

Matrix: Solid | Lab File ID: P1270143.D

Analysis Method: 8082A | Date Collected: 06/13/2011 23:55

Extraction Method: 3540C | Date Extracted: 06/24/2011 14:16

Sample wt/vol: 30.08(g) | Date Analyzed: 07/02/2011 00:42

Con. Extract Vol.: 10(mL) | Dilution Factor: 1

Injection Volume: 1(uL) | GC Column: CLP-1 ID: 0.53(mm)

% Moisture: 16.6 | GPC Cleanup:(Y/N) N

Analysis Batch No.: 6928 | Units: ug/Kg

CAS NO.	COMPOUND NAME	RESULT	Q	RL	MDL
12674-11-2	*Aroclor-1016*	*39*	*U*	*39*	*25*
11104-28-2	*Aroclor-1221*	*39*	*U*	*39*	*19*
11141-16-5	*Aroclor-1232*	*39*	*U*	*39*	*17*
53469-21-9	*Aroclor-1242*	*39*	*U*	*39*	*16*
12672-29-6	*Aroclor-1248*	*39*	*U*	*39*	*20*
11097-69-1	*Aroclor-1254*	*39*	*U*	*39*	*20*
11096-82-5	*Aroclor-1260*	*39*	*U*	*39*	*20*

CAS NO.	SURROGATE	%REC	Q	LIMITS
877-09-8	Tetrachloro-m-xylene	86		29-151
2051-24-3	Decachlorobiphenyl	199	*X*	14-163

FORM I
GC SEMI VOA ORGANICS ANALYSIS DATA SHEET

Lab Name: TestAmerica North Canton | Job No.: 240-1112-1

SDG No.:

Client Sample ID: DR-SB-29-10 | Lab Sample ID: 240-1112-8

Matrix: Solid | Lab File ID: P1270143.D

Analysis Method: 8082A | Date Collected: 06/13/2011 23:55

Extraction Method: 3540C | Date Extracted: 06/24/2011 14:16

Sample wt/vol: 30.08(g) | Date Analyzed: 07/02/2011 00:42

Con. Extract Vol.: 10(mL) | Dilution Factor: 1

Injection Volume: 1(uL) | GC Column: CLP-2 ID: 0.53(mm)

% Moisture: 16.6 | GPC Cleanup:(Y/N) N

Analysis Batch No.: 6928 | Units: ug/Kg

CAS NO.	COMPOUND NAME	RESULT	Q	RL	MDL
12674-11-2	Aroclor-1016	39	U	39	25
11104-28-2	Aroclor-1221	39	U	39	19
11141-16-5	Aroclor-1232	39	U	39	17
53469-21-9	Aroclor-1242	39	U	39	16
12672-29-6	Aroclor-1248	39	U	39	20
11097-69-1	Aroclor-1254	39	U	39	20
11096-82-5	Aroclor-1260	39	U	39	20

CAS NO.	SURROGATE	%REC	Q	LIMITS
877-09-8	Tetrachloro-m-xylene	79		29-151
2051-24-3	Decachlorobiphenyl	65		14-163

FORM I
GC SEMI VOA ORGANICS ANALYSIS DATA SHEET

Lab Name: TestAmerica North Canton | Job No.: 240-1112-1

SDG No.:

Client Sample ID: DR-SB-30-02 | Lab Sample ID: 240-1112-9

Matrix: Solid | Lab File ID: P1270146.D

Analysis Method: 8082A | Date Collected: 06/14/2011 00:50

Extraction Method: 3540C | Date Extracted: 06/24/2011 14:16

Sample wt/vol: 30.05(g) | Date Analyzed: 07/02/2011 01:26

Con. Extract Vol.: 10(mL) | Dilution Factor: 1

Injection Volume: 1(uL) | GC Column: CLP-1 ID: 0.53(mm)

% Moisture: 11.7 | GPC Cleanup:(Y/N) N

Analysis Batch No.: 6928 | Units: ug/Kg

CAS NO.	COMPOUND NAME	RESULT	Q	RL	MDL
12674-11-2	Aroclor-1016	37	U	37	24
11104-28-2	Aroclor-1221	37	U	37	18
11141-16-5	Aroclor-1232	37	U	37	16
53469-21-9	Aroclor-1242	37	U	37	15
12672-29-6	Aroclor-1248	37	U	37	19
11097-69-1	Aroclor-1254	37	U	37	19
11096-82-5	Aroclor-1260	37	U	37	19

CAS NO.	SURROGATE	%REC	Q	LIMITS
877-09-8	Tetrachloro-m-xylene	85		29-151
2051-24-3	Decachlorobiphenyl	91		14-163

FORM I
GC SEMI VOA ORGANICS ANALYSIS DATA SHEET

Lab Name: TestAmerica North Canton | Job No.: 240-1112-1

SDG No.:

Client Sample ID: DR-SB-30-02 | Lab Sample ID: 240-1112-9

Matrix: Solid | Lab File ID: P1270146.D

Analysis Method: 8082A | Date Collected: 06/14/2011 00:50

Extraction Method: 3540C | Date Extracted: 06/24/2011 14:16

Sample wt/vol: 30.05(g) | Date Analyzed: 07/02/2011 01:26

Con. Extract Vol.: 10(mL) | Dilution Factor: 1

Injection Volume: 1(uL) | GC Column: CLP-2 ID: 0.53(mm)

% Moisture: 11.7 | GPC Cleanup:(Y/N) N

Analysis Batch No.: 6928 | Units: ug/Kg

CAS NO.	COMPOUND NAME	RESULT	Q	RL	MDL
12674-11-2	*Aroclor-1016*	*37*	*U*	*37*	*24*
11104-28-2	*Aroclor-1221*	*37*	*U*	*37*	*18*
11141-16-5	*Aroclor-1232*	*37*	*U*	*37*	*16*
53469-21-9	*Aroclor-1242*	*37*	*U*	*37*	*15*
12672-29-6	*Aroclor-1248*	*37*	*U*	*37*	*19*
11097-69-1	*Aroclor-1254*	*37*	*U*	*37*	*19*
11096-82-5	*Aroclor-1260*	*37*	*U*	*37*	*19*

CAS NO.	SURROGATE	%REC	Q	LIMITS
877-09-8	Tetrachloro-m-xylene	80		29-151
2051-24-3	Decachlorobiphenyl	84		14-163

FORM I
GC SEMI VOA ORGANICS ANALYSIS DATA SHEET

Lab Name: TestAmerica North Canton Job No.: 240-1112-1

SDG No.:

Client Sample ID: DR-SB-30-08 Lab Sample ID: 240-1112-10

Matrix: Solid Lab File ID: P1270147.D

Analysis Method: 8082A Date Collected: 06/14/2011 00:55

Extraction Method: 3540C Date Extracted: 06/24/2011 14:16

Sample wt/vol: 30.02(g) Date Analyzed: 07/02/2011 01:41

Con. Extract Vol.: 10(mL) Dilution Factor: 1

Injection Volume: 1(uL) GC Column: CLP-1 ID: 0.53(mm)

% Moisture: 18.9 GPC Cleanup:(Y/N) N

Analysis Batch No.: 6928 Units: ug/Kg

CAS NO.	COMPOUND NAME	RESULT	Q	RL	MDL
12674-11-2	Aroclor-1016	41	U	41	26
11104-28-2	Aroclor-1221	41	U	41	20
11141-16-5	Aroclor-1232	41	U	41	17
53469-21-9	Aroclor-1242	41	U	41	16
12672-29-6	Aroclor-1248	41	U	41	21
11097-69-1	Aroclor-1254	41	U	41	21
11096-82-5	Aroclor-1260	41	U	41	21

CAS NO.	SURROGATE	%REC	Q	LIMITS
877-09-8	Tetrachloro-m-xylene	75		29-151
2051-24-3	Decachlorobiphenyl	79		14-163

FORM I
GC SEMI VOA ORGANICS ANALYSIS DATA SHEET

Lab Name: TestAmerica North Canton | Job No.: 240-1112-1

SDG No.:

Client Sample ID: DR-SB-30-08 | Lab Sample ID: 240-1112-10

Matrix: Solid | Lab File ID: P1270147.D

Analysis Method: 8082A | Date Collected: 06/14/2011 00:55

Extraction Method: 3540C | Date Extracted: 06/24/2011 14:16

Sample wt/vol: 30.02(g) | Date Analyzed: 07/02/2011 01:41

Con. Extract Vol.: 10(mL) | Dilution Factor: 1

Injection Volume: 1(uL) | GC Column: CLP-2 ID: 0.53(mm)

% Moisture: 18.9 | GPC Cleanup:(Y/N) N

Analysis Batch No.: 6928 | Units: ug/Kg

CAS NO.	COMPOUND NAME	RESULT	Q	RL	MDL
12674-11-2	*Aroclor-1016*	*41*	*U*	*41*	*26*
11104-28-2	*Aroclor-1221*	*41*	*U*	*41*	*20*
11141-16-5	*Aroclor-1232*	*41*	*U*	*41*	*17*
53469-21-9	*Aroclor-1242*	*41*	*U*	*41*	*16*
12672-29-6	*Aroclor-1248*	*41*	*U*	*41*	*21*
11097-69-1	*Aroclor-1254*	*41*	*U*	*41*	*21*
11096-82-5	*Aroclor-1260*	*41*	*U*	*41*	*21*

CAS NO.	SURROGATE	%REC	Q	LIMITS
877-09-8	Tetrachloro-m-xylene	72		29-151
2051-24-3	Decachlorobiphenyl	74		14-163

FORM I
GC SEMI VOA ORGANICS ANALYSIS DATA SHEET

Lab Name: TestAmerica North Canton | Job No.: 240-1112-1

SDG No.:

Client Sample ID: DR-SB-31-02 | Lab Sample ID: 240-1112-11

Matrix: Solid | Lab File ID: P1270148.D

Analysis Method: 8082A | Date Collected: 06/14/2011 00:18

Extraction Method: 3540C | Date Extracted: 06/24/2011 14:16

Sample wt/vol: 30.08(g) | Date Analyzed: 07/02/2011 01:55

Con. Extract Vol.: 10(mL) | Dilution Factor: 1

Injection Volume: 1(uL) | GC Column: CLP-1 ID: 0.53(mm)

% Moisture: 8.4 | GPC Cleanup:(Y/N) N

Analysis Batch No.: 6928 | Units: ug/Kg

CAS NO.	COMPOUND NAME	RESULT	Q	RL	MDL
12674-11-2	Aroclor-1016	36	U	36	23
11104-28-2	Aroclor-1221	36	U	36	17
11141-16-5	Aroclor-1232	36	U	36	15
53469-21-9	Aroclor-1242	36	U	36	14
12672-29-6	Aroclor-1248	36	U	36	19
11097-69-1	Aroclor-1254	36	U	36	19
11096-82-5	Aroclor-1260	36	U	36	19

CAS NO.	SURROGATE	%REC	Q	LIMITS
877-09-8	Tetrachloro-m-xylene	88		29-151
2051-24-3	Decachlorobiphenyl	124		14-163

FORM I
GC SEMI VOA ORGANICS ANALYSIS DATA SHEET

Lab Name: TestAmerica North Canton | Job No.: 240-1112-1

SDG No.:

Client Sample ID: DR-SB-31-02 | Lab Sample ID: 240-1112-11

Matrix: Solid | Lab File ID: P1270148.D

Analysis Method: 8082A | Date Collected: 06/14/2011 00:18

Extraction Method: 3540C | Date Extracted: 06/24/2011 14:16

Sample wt/vol: 30.08(g) | Date Analyzed: 07/02/2011 01:55

Con. Extract Vol.: 10(mL) | Dilution Factor: 1

Injection Volume: 1(uL) | GC Column: CLP-2 ID: 0.53(mm)

% Moisture: 8.4 | GPC Cleanup:(Y/N) N

Analysis Batch No.: 6928 | Units: ug/Kg

CAS NO.	COMPOUND NAME	RESULT	Q	RL	MDL
12674-11-2	*Aroclor-1016*	*36*	*U*	*36*	*23*
11104-28-2	*Aroclor-1221*	*36*	*U*	*36*	*17*
11141-16-5	*Aroclor-1232*	*36*	*U*	*36*	*15*
53469-21-9	*Aroclor-1242*	*36*	*U*	*36*	*14*
12672-29-6	*Aroclor-1248*	*36*	*U*	*36*	*19*
11097-69-1	*Aroclor-1254*	*36*	*U*	*36*	*19*
11096-82-5	*Aroclor-1260*	*36*	*U*	*36*	*19*

CAS NO.	SURROGATE	%REC	Q	LIMITS
877-09-8	Tetrachloro-m-xylene	84		29-151
2051-24-3	Decachlorobiphenyl	125		14-163

FORM I
GC SEMI VOA ORGANICS ANALYSIS DATA SHEET

Lab Name: TestAmerica North Canton | Job No.: 240-1112-1

SDG No.:

Client Sample ID: DR-SB-31-14 | Lab Sample ID: 240-1112-12

Matrix: Solid | Lab File ID: P1270149.D

Analysis Method: 8082A | Date Collected: 06/14/2011 00:22

Extraction Method: 3540C | Date Extracted: 06/24/2011 14:16

Sample wt/vol: 30.03(g) | Date Analyzed: 07/02/2011 02:10

Con. Extract Vol.: 10(mL) | Dilution Factor: 1

Injection Volume: 1(uL) | GC Column: CLP-1 ID: 0.53(mm)

% Moisture: 17.8 | GPC Cleanup:(Y/N) N

Analysis Batch No.: 6928 | Units: ug/Kg

CAS NO.	COMPOUND NAME	RESULT	Q	RL	MDL
12674-11-2	Aroclor-1016	40	U	40	26
11104-28-2	Aroclor-1221	40	U	40	19
11141-16-5	Aroclor-1232	40	U	40	17
53469-21-9	Aroclor-1242	40	U	40	16
12672-29-6	Aroclor-1248	40	U	40	21
11097-69-1	Aroclor-1254	40	U	40	21
11096-82-5	Aroclor-1260	40	U	40	21

CAS NO.	SURROGATE	%REC	Q	LIMITS
877-09-8	Tetrachloro-m-xylene	71		29-151
2051-24-3	Decachlorobiphenyl	74		14-163

FORM I
GC SEMI VOA ORGANICS ANALYSIS DATA SHEET

Lab Name: TestAmerica North Canton | Job No.: 240-1112-1

SDG No.:

Client Sample ID: DR-SB-31-14 | Lab Sample ID: 240-1112-12

Matrix: Solid | Lab File ID: P1270149.D

Analysis Method: 8082A | Date Collected: 06/14/2011 00:22

Extraction Method: 3540C | Date Extracted: 06/24/2011 14:16

Sample wt/vol: 30.03(g) | Date Analyzed: 07/02/2011 02:10

Con. Extract Vol.: 10(mL) | Dilution Factor: 1

Injection Volume: 1(uL) | GC Column: CLP-2 ID: 0.53(mm)

% Moisture: 17.8 | GPC Cleanup:(Y/N) N

Analysis Batch No.: 6928 | Units: ug/Kg

CAS NO.	COMPOUND NAME	RESULT	Q	RL	MDL
12674-11-2	*Aroclor-1016*	*40*	*U*	*40*	*26*
11104-28-2	*Aroclor-1221*	*40*	*U*	*40*	*19*
11141-16-5	*Aroclor-1232*	*40*	*U*	*40*	*17*
53469-21-9	*Aroclor-1242*	*40*	*U*	*40*	*16*
12672-29-6	*Aroclor-1248*	*40*	*U*	*40*	*21*
11097-69-1	*Aroclor-1254*	*40*	*U*	*40*	*21*
11096-82-5	*Aroclor-1260*	*40*	*U*	*40*	*21*

CAS NO.	SURROGATE	%REC	Q	LIMITS
877-09-8	Tetrachloro-m-xylene	66		29-151
2051-24-3	Decachlorobiphenyl	67		14-163

FORM I
GC SEMI VOA ORGANICS ANALYSIS DATA SHEET

Lab Name: TestAmerica North Canton | Job No.: 240-1112-1

SDG No.:

Client Sample ID: DR-SB-32-02 | Lab Sample ID: 240-1112-13

Matrix: Solid | Lab File ID: P1270150.D

Analysis Method: 8082A | Date Collected: 06/14/2011 01:54

Extraction Method: 3540C | Date Extracted: 06/24/2011 14:16

Sample wt/vol: 30.01(g) | Date Analyzed: 07/02/2011 02:24

Con. Extract Vol.: 10(mL) | Dilution Factor: 1

Injection Volume: 1(uL) | GC Column: CLP-1 ID: 0.53(mm)

% Moisture: 6.3 | GPC Cleanup:(Y/N) N

Analysis Batch No.: 6928 | Units: ug/Kg

CAS NO.	COMPOUND NAME	RESULT	Q	RL	MDL
12674-11-2	Aroclor-1016	35	U	35	22
11104-28-2	Aroclor-1221	35	U	35	17
11141-16-5	Aroclor-1232	35	U	35	15
53469-21-9	Aroclor-1242	35	U	35	14
12672-29-6	Aroclor-1248	35	U	35	18
11097-69-1	Aroclor-1254	35	U	35	18
11096-82-5	Aroclor-1260	220		35	18

CAS NO.	SURROGATE	%REC	Q	LIMITS
877-09-8	Tetrachloro-m-xylene	73		29-151
2051-24-3	Decachlorobiphenyl	1115	X	14-163

FORM I
GC SEMI VOA ORGANICS ANALYSIS DATA SHEET

Lab Name: TestAmerica North Canton Job No.: 240-1112-1

SDG No.:

Client Sample ID: DR-SB-32-02 Lab Sample ID: 240-1112-13

Matrix: Solid Lab File ID: P1270150.D

Analysis Method: 8082A Date Collected: 06/14/2011 01:54

Extraction Method: 3540C Date Extracted: 06/24/2011 14:16

Sample wt/vol: 30.01(g) Date Analyzed: 07/02/2011 02:24

Con. Extract Vol.: 10(mL) Dilution Factor: 1

Injection Volume: 1(uL) GC Column: CLP-2 ID: 0.53(mm)

% Moisture: 6.3 GPC Cleanup:(Y/N) N

Analysis Batch No.: 6928 Units: ug/Kg

CAS NO.	COMPOUND NAME	RESULT	Q	RL	MDL
12674-11-2	*Aroclor-1016*	*35*	*U*	*35*	*22*
11104-28-2	*Aroclor-1221*	*35*	*U*	*35*	*17*
11141-16-5	*Aroclor-1232*	*35*	*U*	*35*	*15*
53469-21-9	*Aroclor-1242*	*35*	*U*	*35*	*14*
12672-29-6	*Aroclor-1248*	*35*	*U*	*35*	*18*
11097-69-1	*Aroclor-1254*	*35*	*U*	*35*	*18*
11096-82-5	*Aroclor-1260*	*310*		*35*	*18*

CAS NO.	SURROGATE	%REC	Q	LIMITS
877-09-8	Tetrachloro-m-xylene	200	*X*	29-151
2051-24-3	Decachlorobiphenyl	153		14-163

FORM I
GC SEMI VOA ORGANICS ANALYSIS DATA SHEET

Lab Name: TestAmerica North Canton | Job No.: 240-1112-1

SDG No.:

Client Sample ID: DR-SB-32-12 | Lab Sample ID: 240-1112-14

Matrix: Solid | Lab File ID: P1270151.D

Analysis Method: 8082A | Date Collected: 06/14/2011 02:00

Extraction Method: 3540C | Date Extracted: 06/24/2011 14:16

Sample wt/vol: 30.02(g) | Date Analyzed: 07/02/2011 02:39

Con. Extract Vol.: 10(mL) | Dilution Factor: 1

Injection Volume: 1(uL) | GC Column: CLP-1 ID: 0.53(mm)

% Moisture: 13.2 | GPC Cleanup:(Y/N) N

Analysis Batch No.: 6928 | Units: ug/Kg

CAS NO.	COMPOUND NAME	RESULT	Q	RL	MDL
12674-11-2	Aroclor-1016	38	U	38	24
11104-28-2	Aroclor-1221	38	U	38	18
11141-16-5	Aroclor-1232	38	U	38	16
53469-21-9	Aroclor-1242	38	U	38	15
12672-29-6	Aroclor-1248	38	U	38	20
11097-69-1	Aroclor-1254	38	U	38	20
11096-82-5	Aroclor-1260	38	U	38	20

CAS NO.	SURROGATE	%REC	Q	LIMITS
877-09-8	Tetrachloro-m-xylene	89		29-151
2051-24-3	Decachlorobiphenyl	88		14-163

FORM I
GC SEMI VOA ORGANICS ANALYSIS DATA SHEET

Lab Name: TestAmerica North Canton | Job No.: 240-1112-1

SDG No.:

Client Sample ID: DR-SB-32-12 | Lab Sample ID: 240-1112-14

Matrix: Solid | Lab File ID: P1270151.D

Analysis Method: 8082A | Date Collected: 06/14/2011 02:00

Extraction Method: 3540C | Date Extracted: 06/24/2011 14:16

Sample wt/vol: 30.02(g) | Date Analyzed: 07/02/2011 02:39

Con. Extract Vol.: 10(mL) | Dilution Factor: 1

Injection Volume: 1(uL) | GC Column: CLP-2 ID: 0.53(mm)

% Moisture: 13.2 | GPC Cleanup:(Y/N) N

Analysis Batch No.: 6928 | Units: ug/Kg

CAS NO.	COMPOUND NAME	RESULT	Q	RL	MDL
12674-11-2	*Aroclor-1016*	*38*	*U*	*38*	*24*
11104-28-2	*Aroclor-1221*	*38*	*U*	*38*	*18*
11141-16-5	*Aroclor-1232*	*38*	*U*	*38*	*16*
53469-21-9	*Aroclor-1242*	*38*	*U*	*38*	*15*
12672-29-6	*Aroclor-1248*	*38*	*U*	*38*	*20*
11097-69-1	*Aroclor-1254*	*38*	*U*	*38*	*20*
11096-82-5	*Aroclor-1260*	*38*	*U*	*38*	*20*

CAS NO.	SURROGATE	%REC	Q	LIMITS
877-09-8	Tetrachloro-m-xylene	84		29-151
2051-24-3	Decachlorobiphenyl	87		14-163

FORM I
GC SEMI VOA ORGANICS ANALYSIS DATA SHEET

Lab Name: TestAmerica North Canton | Job No.: 240-1112-1

SDG No.:

Client Sample ID: DR-SB-33-02 | Lab Sample ID: 240-1112-15

Matrix: Solid | Lab File ID: P1270152.D

Analysis Method: 8082A | Date Collected: 06/14/2011 01:14

Extraction Method: 3540C | Date Extracted: 06/24/2011 14:16

Sample wt/vol: 30.01(g) | Date Analyzed: 07/02/2011 02:53

Con. Extract Vol.: 10(mL) | Dilution Factor: 1

Injection Volume: 1(uL) | GC Column: CLP-1 ID: 0.53(mm)

% Moisture: 13.1 | GPC Cleanup:(Y/N) N

Analysis Batch No.: 6928 | Units: ug/Kg

CAS NO.	COMPOUND NAME	RESULT	Q	RL	MDL
12674-11-2	Aroclor-1016	38	U	38	24
11104-28-2	Aroclor-1221	38	U	38	18
11141-16-5	Aroclor-1232	38	U	38	16
53469-21-9	Aroclor-1242	38	U	38	15
12672-29-6	Aroclor-1248	38	U	38	20
11097-69-1	Aroclor-1254	38	U	38	20
11096-82-5	Aroclor-1260	38	U	38	20

CAS NO.	SURROGATE	%REC	Q	LIMITS
877-09-8	Tetrachloro-m-xylene	86		29-151
2051-24-3	Decachlorobiphenyl	108		14-163

FORM I
GC SEMI VOA ORGANICS ANALYSIS DATA SHEET

Lab Name: TestAmerica North Canton | Job No.: 240-1112-1

SDG No.:

Client Sample ID: DR-SB-33-02 | Lab Sample ID: 240-1112-15

Matrix: Solid | Lab File ID: P1270152.D

Analysis Method: 8082A | Date Collected: 06/14/2011 01:14

Extraction Method: 3540C | Date Extracted: 06/24/2011 14:16

Sample wt/vol: 30.01(g) | Date Analyzed: 07/02/2011 02:53

Con. Extract Vol.: 10(mL) | Dilution Factor: 1

Injection Volume: 1(uL) | GC Column: CLP-2 ID: 0.53(mm)

% Moisture: 13.1 | GPC Cleanup:(Y/N) N

Analysis Batch No.: 6928 | Units: ug/Kg

CAS NO.	COMPOUND NAME	RESULT	Q	RL	MDL
12674-11-2	*Aroclor-1016*	*38*	*U*	*38*	*24*
11104-28-2	*Aroclor-1221*	*38*	*U*	*38*	*18*
11141-16-5	*Aroclor-1232*	*38*	*U*	*38*	*16*
53469-21-9	*Aroclor-1242*	*38*	*U*	*38*	*15*
12672-29-6	*Aroclor-1248*	*38*	*U*	*38*	*20*
11097-69-1	*Aroclor-1254*	*38*	*U*	*38*	*20*
11096-82-5	*Aroclor-1260*	*38*	*U*	*38*	*20*

CAS NO.	SURROGATE	%REC	Q	LIMITS
877-09-8	Tetrachloro-m-xylene	82		29-151
2051-24-3	Decachlorobiphenyl	78		14-163

FORM I
GC SEMI VOA ORGANICS ANALYSIS DATA SHEET

Lab Name: TestAmerica North Canton | Job No.: 240-1112-1

SDG No.:

Client Sample ID: DR-SB-33-12 | Lab Sample ID: 240-1112-16

Matrix: Solid | Lab File ID: P1270155.D

Analysis Method: 8082A | Date Collected: 06/14/2011 01:18

Extraction Method: 3540C | Date Extracted: 06/24/2011 14:16

Sample wt/vol: 30.00(g) | Date Analyzed: 07/02/2011 03:37

Con. Extract Vol.: 10(mL) | Dilution Factor: 1

Injection Volume: 1(uL) | GC Column: CLP-1 ID: 0.53(mm)

% Moisture: 20.4 | GPC Cleanup:(Y/N) N

Analysis Batch No.: 6928 | Units: ug/Kg

CAS NO.	COMPOUND NAME	RESULT	Q	RL	MDL
12674-11-2	Aroclor-1016	41	U	41	26
11104-28-2	Aroclor-1221	41	U	41	20
11141-16-5	Aroclor-1232	41	U	41	18
53469-21-9	Aroclor-1242	41	U	41	16
12672-29-6	Aroclor-1248	41	U	41	21
11097-69-1	Aroclor-1254	41	U	41	21
11096-82-5	Aroclor-1260	41	U	41	21

CAS NO.	SURROGATE	%REC	Q	LIMITS
877-09-8	Tetrachloro-m-xylene	70		29-151
2051-24-3	Decachlorobiphenyl	84		14-163

FORM I
GC SEMI VOA ORGANICS ANALYSIS DATA SHEET

Lab Name: TestAmerica North Canton Job No.: 240-1112-1

SDG No.:

Client Sample ID: DR-SB-33-12 Lab Sample ID: 240-1112-16

Matrix: Solid Lab File ID: P1270155.D

Analysis Method: 8082A Date Collected: 06/14/2011 01:18

Extraction Method: 3540C Date Extracted: 06/24/2011 14:16

Sample wt/vol: 30.00(g) Date Analyzed: 07/02/2011 03:37

Con. Extract Vol.: 10(mL) Dilution Factor: 1

Injection Volume: 1(uL) GC Column: CLP-2 ID: 0.53(mm)

% Moisture: 20.4 GPC Cleanup:(Y/N) N

Analysis Batch No.: 6928 Units: ug/Kg

CAS NO.	COMPOUND NAME	RESULT	Q	RL	MDL
12674-11-2	*Aroclor-1016*	*41*	*U*	*41*	*26*
11104-28-2	*Aroclor-1221*	*41*	*U*	*41*	*20*
11141-16-5	*Aroclor-1232*	*41*	*U*	*41*	*18*
53469-21-9	*Aroclor-1242*	*41*	*U*	*41*	*16*
12672-29-6	*Aroclor-1248*	*41*	*U*	*41*	*21*
11097-69-1	*Aroclor-1254*	*41*	*U*	*41*	*21*
11096-82-5	*Aroclor-1260*	*41*	*U*	*41*	*21*

CAS NO.	SURROGATE	%REC	Q	LIMITS
877-09-8	Tetrachloro-m-xylene	68		29-151
2051-24-3	Decachlorobiphenyl	78		14-163

FORM I
GC SEMI VOA ORGANICS ANALYSIS DATA SHEET

Lab Name: TestAmerica North Canton Job No.: 240-1112-1

SDG No.:

Client Sample ID: DR-SB-34-02 Lab Sample ID: 240-1112-17

Matrix: Solid Lab File ID: P1270156.D

Analysis Method: 8082A Date Collected: 06/14/2011 01:32

Extraction Method: 3540C Date Extracted: 06/24/2011 14:16

Sample wt/vol: 30.05(g) Date Analyzed: 07/02/2011 03:52

Con. Extract Vol.: 10(mL) Dilution Factor: 1

Injection Volume: 1(uL) GC Column: CLP-1 ID: 0.53(mm)

% Moisture: 9.6 GPC Cleanup:(Y/N) N

Analysis Batch No.: 6928 Units: ug/Kg

CAS NO.	COMPOUND NAME	RESULT	Q	RL	MDL
12674-11-2	Aroclor-1016	36	U	36	23
11104-28-2	Aroclor-1221	36	U	36	18
11141-16-5	Aroclor-1232	36	U	36	15
53469-21-9	Aroclor-1242	36	U	36	14
12672-29-6	Aroclor-1248	36	U	36	19
11097-69-1	Aroclor-1254	36	U	36	19
11096-82-5	Aroclor-1260	36	U	36	19

CAS NO.	SURROGATE	%REC	Q	LIMITS
877-09-8	Tetrachloro-m-xylene	69		29-151
2051-24-3	Decachlorobiphenyl	129		14-163

FORM I
GC SEMI VOA ORGANICS ANALYSIS DATA SHEET

Lab Name: TestAmerica North Canton | Job No.: 240-1112-1

SDG No.:

Client Sample ID: DR-SB-34-02 | Lab Sample ID: 240-1112-17

Matrix: Solid | Lab File ID: P1270156.D

Analysis Method: 8082A | Date Collected: 06/14/2011 01:32

Extraction Method: 3540C | Date Extracted: 06/24/2011 14:16

Sample wt/vol: 30.05(g) | Date Analyzed: 07/02/2011 03:52

Con. Extract Vol.: 10(mL) | Dilution Factor: 1

Injection Volume: 1(uL) | GC Column: CLP-2 ID: 0.53(mm)

% Moisture: 9.6 | GPC Cleanup:(Y/N) N

Analysis Batch No.: 6928 | Units: ug/Kg

CAS NO.	COMPOUND NAME	RESULT	Q	RL	MDL
12674-11-2	*Aroclor-1016*	*36*	*U*	*36*	*23*
11104-28-2	*Aroclor-1221*	*36*	*U*	*36*	*18*
11141-16-5	*Aroclor-1232*	*36*	*U*	*36*	*15*
53469-21-9	*Aroclor-1242*	*36*	*U*	*36*	*14*
12672-29-6	*Aroclor-1248*	*36*	*U*	*36*	*19*
11097-69-1	*Aroclor-1254*	*36*	*U*	*36*	*19*
11096-82-5	*Aroclor-1260*	*36*	*U*	*36*	*19*

CAS NO.	SURROGATE	%REC	Q	LIMITS
877-09-8	Tetrachloro-m-xylene	73		29-151
2051-24-3	Decachlorobiphenyl	70		14-163

FORM I
GC SEMI VOA ORGANICS ANALYSIS DATA SHEET

Lab Name: TestAmerica North Canton
Job No.: 240-1112-1
SDG No.:
Client Sample ID: DR-SB-34-08
Lab Sample ID: 240-1112-18
Matrix: Solid
Lab File ID: P1270157.D
Analysis Method: 8082A
Date Collected: 06/14/2011 01:40
Extraction Method: 3540C
Date Extracted: 06/24/2011 14:16
Sample wt/vol: 30.10(g)
Date Analyzed: 07/02/2011 04:07
Con. Extract Vol.: 10(mL)
Dilution Factor: 1
Injection Volume: 1(uL)
GC Column: CLP-1 ID: 0.53(mm)
% Moisture: 13.3
GPC Cleanup:(Y/N) N
Analysis Batch No.: 6928
Units: ug/Kg

CAS NO.	COMPOUND NAME	RESULT	Q	RL	MDL
12674-11-2	Aroclor-1016	38	U	38	24
11104-28-2	Aroclor-1221	38	U	38	18
11141-16-5	Aroclor-1232	38	U	38	16
53469-21-9	Aroclor-1242	38	U	38	15
12672-29-6	Aroclor-1248	38	U	38	20
11097-69-1	Aroclor-1254	38	U	38	20
11096-82-5	Aroclor-1260	38	U	38	20

CAS NO.	SURROGATE	%REC	Q	LIMITS
877-09-8	Tetrachloro-m-xylene	83		29-151
2051-24-3	Decachlorobiphenyl	88		14-163

FORM I
GC SEMI VOA ORGANICS ANALYSIS DATA SHEET

Lab Name: TestAmerica North Canton | Job No.: 240-1112-1

SDG No.:

Client Sample ID: DR-SB-34-08 | Lab Sample ID: 240-1112-18

Matrix: Solid | Lab File ID: P1270157.D

Analysis Method: 8082A | Date Collected: 06/14/2011 01:40

Extraction Method: 3540C | Date Extracted: 06/24/2011 14:16

Sample wt/vol: 30.10(g) | Date Analyzed: 07/02/2011 04:07

Con. Extract Vol.: 10(mL) | Dilution Factor: 1

Injection Volume: 1(uL) | GC Column: CLP-2 ID: 0.53(mm)

% Moisture: 13.3 | GPC Cleanup:(Y/N) N

Analysis Batch No.: 6928 | Units: ug/Kg

CAS NO.	COMPOUND NAME	RESULT	Q	RL	MDL
12674-11-2	*Aroclor-1016*	*38*	*U*	*38*	*24*
11104-28-2	*Aroclor-1221*	*38*	*U*	*38*	*18*
11141-16-5	*Aroclor-1232*	*38*	*U*	*38*	*16*
53469-21-9	*Aroclor-1242*	*38*	*U*	*38*	*15*
12672-29-6	*Aroclor-1248*	*38*	*U*	*38*	*20*
11097-69-1	*Aroclor-1254*	*38*	*U*	*38*	*20*
11096-82-5	*Aroclor-1260*	*38*	*U*	*38*	*20*

CAS NO.	SURROGATE	%REC	Q	LIMITS
877-09-8	Tetrachloro-m-xylene	81		29-151
2051-24-3	Decachlorobiphenyl	76		14-163

FORM I
GC SEMI VOA ORGANICS ANALYSIS DATA SHEET

Lab Name: TestAmerica North Canton
Job No.: 240-1112-1
SDG No.:
Client Sample ID: DR-SB-35-02
Lab Sample ID: 240-1112-19
Matrix: Solid
Lab File ID: P1270158.D
Analysis Method: 8082A
Date Collected: 06/14/2011 02:00
Extraction Method: 3540C
Date Extracted: 06/24/2011 14:16
Sample wt/vol: 30.00(g)
Date Analyzed: 07/02/2011 04:21
Con. Extract Vol.: 10(mL)
Dilution Factor: 1
Injection Volume: 1(uL)
GC Column: CLP-1 ID: 0.53(mm)
% Moisture: 11.3
GPC Cleanup:(Y/N) N
Analysis Batch No.: 6928
Units: ug/Kg

CAS NO.	COMPOUND NAME	RESULT	Q	RL	MDL
12674-11-2	Aroclor-1016	37	U	37	24
11104-28-2	Aroclor-1221	37	U	37	18
11141-16-5	Aroclor-1232	37	U	37	16
53469-21-9	Aroclor-1242	37	U	37	15
12672-29-6	Aroclor-1248	37	U	37	19
11097-69-1	Aroclor-1254	37	U	37	19
11096-82-5	Aroclor-1260	28	J	37	19

CAS NO.	SURROGATE	%REC	Q	LIMITS
877-09-8	Tetrachloro-m-xylene	67		29-151
2051-24-3	Decachlorobiphenyl	148		14-163

FORM I
GC SEMI VOA ORGANICS ANALYSIS DATA SHEET

Lab Name: TestAmerica North Canton Job No.: 240-1112-1

SDG No.:

Client Sample ID: DR-SB-35-02 Lab Sample ID: 240-1112-19

Matrix: Solid Lab File ID: P1270158.D

Analysis Method: 8082A Date Collected: 06/14/2011 02:00

Extraction Method: 3540C Date Extracted: 06/24/2011 14:16

Sample wt/vol: 30.00(g) Date Analyzed: 07/02/2011 04:21

Con. Extract Vol.: 10(mL) Dilution Factor: 1

Injection Volume: 1(uL) GC Column: CLP-2 ID: 0.53(mm)

% Moisture: 11.3 GPC Cleanup:(Y/N) N

Analysis Batch No.: 6928 Units: ug/Kg

CAS NO.	COMPOUND NAME	RESULT	Q	RL	MDL
12674-11-2	Aroclor-1016	37	U	37	24
11104-28-2	Aroclor-1221	37	U	37	18
11141-16-5	Aroclor-1232	37	U	37	16
53469-21-9	Aroclor-1242	37	U	37	15
12672-29-6	Aroclor-1248	37	U	37	19
11097-69-1	Aroclor-1254	37	U	37	19
11096-82-5	Aroclor-1260	35	J	37	19

CAS NO.	SURROGATE	%REC	Q	LIMITS
877-09-8	Tetrachloro-m-xylene	74		29-151
2051-24-3	Decachlorobiphenyl	72		14-163

FORM I
GC SEMI VOA ORGANICS ANALYSIS DATA SHEET

Lab Name: TestAmerica North Canton
Job No.: 240-1112-1
SDG No.:
Client Sample ID: DR-SB-35-10
Lab Sample ID: 240-1112-20
Matrix: Solid
Lab File ID: P1270159.D
Analysis Method: 8082A
Date Collected: 06/14/2011 02:05
Extraction Method: 3540C
Date Extracted: 06/24/2011 14:16
Sample wt/vol: 30.05(g)
Date Analyzed: 07/02/2011 04:36
Con. Extract Vol.: 10(mL)
Dilution Factor: 1
Injection Volume: 1(uL)
GC Column: CLP-1 ID: 0.53(mm)
% Moisture: 19.5
GPC Cleanup:(Y/N) N
Analysis Batch No.: 6928
Units: ug/Kg

CAS NO.	COMPOUND NAME	RESULT	Q	RL	MDL
12674-11-2	Aroclor-1016	41	U	41	26
11104-28-2	Aroclor-1221	41	U	41	20
11141-16-5	Aroclor-1232	41	U	41	17
53469-21-9	Aroclor-1242	41	U	41	16
12672-29-6	Aroclor-1248	41	U	41	21
11097-69-1	Aroclor-1254	41	U	41	21
11096-82-5	Aroclor-1260	41	U	41	21

CAS NO.	SURROGATE	%REC	Q	LIMITS
877-09-8	Tetrachloro-m-xylene	83		29-151
2051-24-3	Decachlorobiphenyl	84		14-163

FORM I
GC SEMI VOA ORGANICS ANALYSIS DATA SHEET

Lab Name: TestAmerica North Canton | Job No.: 240-1112-1

SDG No.:

Client Sample ID: DR-SB-35-10 | Lab Sample ID: 240-1112-20

Matrix: Solid | Lab File ID: P1270159.D

Analysis Method: 8082A | Date Collected: 06/14/2011 02:05

Extraction Method: 3540C | Date Extracted: 06/24/2011 14:16

Sample wt/vol: 30.05(g) | Date Analyzed: 07/02/2011 04:36

Con. Extract Vol.: 10(mL) | Dilution Factor: 1

Injection Volume: 1(uL) | GC Column: CLP-2 ID: 0.53(mm)

% Moisture: 19.5 | GPC Cleanup:(Y/N) N

Analysis Batch No.: 6928 | Units: ug/Kg

CAS NO.	COMPOUND NAME	RESULT	Q	RL	MDL
12674-11-2	*Aroclor-1016*	*41*	*U*	*41*	*26*
11104-28-2	*Aroclor-1221*	*41*	*U*	*41*	*20*
11141-16-5	*Aroclor-1232*	*41*	*U*	*41*	*17*
53469-21-9	*Aroclor-1242*	*41*	*U*	*41*	*16*
12672-29-6	*Aroclor-1248*	*41*	*U*	*41*	*21*
11097-69-1	*Aroclor-1254*	*41*	*U*	*41*	*21*
11096-82-5	*Aroclor-1260*	*41*	*U*	*41*	*21*

CAS NO.	SURROGATE	%REC	Q	LIMITS
877-09-8	Tetrachloro-m-xylene	76		29-151
2051-24-3	Decachlorobiphenyl	76		14-163

FORM I
GC VOA ORGANICS ANALYSIS DATA SHEET

Lab Name: TestAmerica Chicago | Job No.: 240-1112-1

SDG No.:

Client Sample ID: DR-SB-26-02 | Lab Sample ID: 240-1112-1

Matrix: Solid | Lab File ID: 06221114_014.d

Analysis Method: 8015C | Date Collected: 06/13/2011 23:02

Sample wt/vol: 5(g) | Date Analyzed: 06/22/2011 13:57

Soil Aliquot Vol: | Dilution Factor: 1

Soil Extract Vol.: | GC Column: DB624 ID: 0.2(mm)

% Moisture: 13.6 | Level: (low/med) Low

Analysis Batch No.: 117229 | Units: ug/Kg

CAS NO.	COMPOUND NAME	RESULT	Q	RL	MDL
8006-61-9	Gasoline Range Organics (GRO)-C6-C10	58	U	58	23

CAS NO.	SURROGATE	%REC	Q	LIMITS
98-08-8	a,a,a-Trifluorotoluene	101		64-116
460-00-4	4-Bromofluorobenzene	94		51-117

FORM I
GC VOA ORGANICS ANALYSIS DATA SHEET

Lab Name: TestAmerica Chicago	Job No.: 240-1112-1
SDG No.:	
Client Sample ID: DR-SB-26-10	Lab Sample ID: 240-1112-2
Matrix: Solid	Lab File ID: 06221114_017.d
Analysis Method: 8015C	Date Collected: 06/13/2011 23:05
Sample wt/vol: 5(g)	Date Analyzed: 06/22/2011 15:44
Soil Aliquot Vol:	Dilution Factor: 1
Soil Extract Vol.:	GC Column: DB624 ID: 0.2(mm)
% Moisture: 13.9	Level: (low/med) Low
Analysis Batch No.: 117229	Units: ug/Kg

CAS NO.	COMPOUND NAME	RESULT	Q	RL	MDL
8006-61-9	Gasoline Range Organics (GRO)-C6-C10	58	U	58	23

CAS NO.	SURROGATE	%REC	Q	LIMITS
98-08-8	a,a,a-Trifluorotoluene	98		64-116
460-00-4	4-Bromofluorobenzene	90		51-117

FORM I
GC VOA ORGANICS ANALYSIS DATA SHEET

Lab Name: TestAmerica Chicago | Job No.: 240-1112-1

SDG No.:

Client Sample ID: DR-SB-27-02 | Lab Sample ID: 240-1112-3

Matrix: Solid | Lab File ID: 06221114_018.d

Analysis Method: 8015C | Date Collected: 06/13/2011 22:35

Sample wt/vol: 5(g) | Date Analyzed: 06/22/2011 16:19

Soil Aliquot Vol: | Dilution Factor: 1

Soil Extract Vol.: | GC Column: DB624 ID: 0.2(mm)

% Moisture: 19.3 | Level: (low/med) Low

Analysis Batch No.: 117229 | Units: ug/Kg

CAS NO.	COMPOUND NAME	RESULT	Q	RL	MDL
8006-61-9	Gasoline Range Organics (GRO)-C6-C10	62	U	62	25

CAS NO.	SURROGATE	%REC	Q	LIMITS
98-08-8	a,a,a-Trifluorotoluene	90		64-116
460-00-4	4-Bromofluorobenzene	79		51-117

FORM I
GC VOA ORGANICS ANALYSIS DATA SHEET

Lab Name: TestAmerica Chicago | Job No.: 240-1112-1

SDG No.:

Client Sample ID: DR-SB-27-10 | Lab Sample ID: 240-1112-4

Matrix: Solid | Lab File ID: 06221114_019.d

Analysis Method: 8015C | Date Collected: 06/13/2011 23:45

Sample wt/vol: 5(g) | Date Analyzed: 06/22/2011 16:55

Soil Aliquot Vol: | Dilution Factor: 1

Soil Extract Vol.: | GC Column: DB624 ID: 0.2(mm)

% Moisture: 13.7 | Level: (low/med) Low

Analysis Batch No.: 117229 | Units: ug/Kg

CAS NO.	COMPOUND NAME	RESULT	Q	RL	MDL
8006-61-9	Gasoline Range Organics (GRO)-C6-C10	58	U	58	23

CAS NO.	SURROGATE	%REC	Q	LIMITS
98-08-8	a,a,a-Trifluorotoluene	100		64-116
460-00-4	4-Bromofluorobenzene	90		51-117

FORM I
GC VOA ORGANICS ANALYSIS DATA SHEET

Lab Name: TestAmerica Chicago | Job No.: 240-1112-1

SDG No.:

Client Sample ID: DR-SB-28-02 | Lab Sample ID: 240-1112-5

Matrix: Solid | Lab File ID: 06221114_020.d

Analysis Method: 8015C | Date Collected: 06/13/2011 23:41

Sample wt/vol: 5(g) | Date Analyzed: 06/22/2011 17:31

Soil Aliquot Vol: | Dilution Factor: 1

Soil Extract Vol.: | GC Column: DB624 ID: 0.2(mm)

% Moisture: 18.1 | Level: (low/med) Low

Analysis Batch No.: 117229 | Units: ug/Kg

CAS NO.	COMPOUND NAME	RESULT	Q	RL	MDL
8006-61-9	Gasoline Range Organics (GRO)-C6-C10	61	U	61	24

CAS NO.	SURROGATE	%REC	Q	LIMITS
98-08-8	a,a,a-Trifluorotoluene	93		64-116
460-00-4	4-Bromofluorobenzene	84		51-117

FORM I
GC VOA ORGANICS ANALYSIS DATA SHEET

Lab Name: TestAmerica Chicago | Job No.: 240-1112-1

SDG No.:

Client Sample ID: DR-SB-28-10 | Lab Sample ID: 240-1112-6

Matrix: Solid | Lab File ID: 06221114_021.d

Analysis Method: 8015C | Date Collected: 06/13/2011 23:45

Sample wt/vol: 5(g) | Date Analyzed: 06/22/2011 18:06

Soil Aliquot Vol: | Dilution Factor: 1

Soil Extract Vol.: | GC Column: DB624 ID: 0.2(mm)

% Moisture: 13.8 | Level: (low/med) Low

Analysis Batch No.: 117229 | Units: ug/Kg

CAS NO.	COMPOUND NAME	RESULT	Q	RL	MDL
8006-61-9	Gasoline Range Organics (GRO)-C6-C10	58	U	58	23

CAS NO.	SURROGATE	%REC	Q	LIMITS
98-08-8	a,a,a-Trifluorotoluene	103		64-116
460-00-4	4-Bromofluorobenzene	91		51-117

FORM I
GC VOA ORGANICS ANALYSIS DATA SHEET

Lab Name: TestAmerica Chicago | Job No.: 240-1112-1

SDG No.:

Client Sample ID: DR-SB-29-02 | Lab Sample ID: 240-1112-7

Matrix: Solid | Lab File ID: 06221114_005.d

Analysis Method: 8015C | Date Collected: 06/13/2011 23:50

Sample wt/vol: 5(g) | Date Analyzed: 06/22/2011 08:37

Soil Aliquot Vol: 5 (mL) | Dilution Factor: 50

Soil Extract Vol.: 5(mL) | GC Column: DB624 ID: 0.2(mm)

% Moisture: 17.5 | Level: (low/med) Medium

Analysis Batch No.: 117225 | Units: ug/Kg

CAS NO.	COMPOUND NAME	RESULT	Q	RL	MDL
8006-61-9	Gasoline Range Organics (GRO)-C6-C10	7900		3000	1200

CAS NO.	SURROGATE	%REC	Q	LIMITS
98-08-8	a,a,a-Trifluorotoluene	103		70-130
460-00-4	4-Bromofluorobenzene	101		70-130

FORM I
GC VOA ORGANICS ANALYSIS DATA SHEET

Lab Name: TestAmerica Chicago
Job No.: 240-1112-1
SDG No.:
Client Sample ID: DR-SB-29-10
Lab Sample ID: 240-1112-8
Matrix: Solid
Lab File ID: 06231114_005.d
Analysis Method: 8015C
Date Collected: 06/13/2011 23:55
Sample wt/vol: 5(g)
Date Analyzed: 06/23/2011 15:28
Soil Aliquot Vol:
Dilution Factor: 1
Soil Extract Vol.:
GC Column: DB624 ID: 0.2(mm)
% Moisture: 16.6
Level: (low/med) Low
Analysis Batch No.: 117437
Units: ug/Kg

CAS NO.	COMPOUND NAME	RESULT	Q	RL	MDL
8006-61-9	Gasoline Range Organics (GRO)-C6-C10	60	U	60	24

CAS NO.	SURROGATE	%REC	Q	LIMITS
98-08-8	a,a,a-Trifluorotoluene	104		64-116
460-00-4	4-Bromofluorobenzene	98		51-117

FORM I
GC VOA ORGANICS ANALYSIS DATA SHEET

Lab Name: TestAmerica Chicago | Job No.: 240-1112-1

SDG No.:

Client Sample ID: DR-SB-30-02 | Lab Sample ID: 240-1112-9

Matrix: Solid | Lab File ID: 06231114_008.d

Analysis Method: 8015C | Date Collected: 06/14/2011 00:50

Sample wt/vol: 5(g) | Date Analyzed: 06/23/2011 17:15

Soil Aliquot Vol: | Dilution Factor: 1

Soil Extract Vol.: | GC Column: DB624 ID: 0.2(mm)

% Moisture: 11.7 | Level: (low/med) Low

Analysis Batch No.: 117437 | Units: ug/Kg

CAS NO.	COMPOUND NAME	RESULT	Q	RL	MDL
8006-61-9	Gasoline Range Organics (GRO)-C6-C10	57	U	57	23

CAS NO.	SURROGATE	%REC	Q	LIMITS
98-08-8	a,a,a-Trifluorotoluene	100		64-116
460-00-4	4-Bromofluorobenzene	92		51-117

FORM I
GC VOA ORGANICS ANALYSIS DATA SHEET

Lab Name: TestAmerica Chicago | Job No.: 240-1112-1

SDG No.:

Client Sample ID: DR-SB-30-08 | Lab Sample ID: 240-1112-10

Matrix: Solid | Lab File ID: 06231114_009.d

Analysis Method: 8015C | Date Collected: 06/14/2011 00:55

Sample wt/vol: 5(g) | Date Analyzed: 06/23/2011 17:50

Soil Aliquot Vol: | Dilution Factor: 1

Soil Extract Vol.: | GC Column: DB624 ID: 0.2(mm)

% Moisture: 18.9 | Level: (low/med) Low

Analysis Batch No.: 117437 | Units: ug/Kg

CAS NO.	COMPOUND NAME	RESULT	Q	RL	MDL
8006-61-9	Gasoline Range Organics (GRO)-C6-C10	62	U	62	25

CAS NO.	SURROGATE	%REC	Q	LIMITS
98-08-8	a,a,a-Trifluorotoluene	101		64-116
460-00-4	4-Bromofluorobenzene	93		51-117

FORM I
GC VOA ORGANICS ANALYSIS DATA SHEET

Lab Name: TestAmerica Chicago | Job No.: 240-1112-1

SDG No.:

Client Sample ID: DR-SB-31-02 | Lab Sample ID: 240-1112-11

Matrix: Solid | Lab File ID: 06231114_010.d

Analysis Method: 8015C | Date Collected: 06/14/2011 00:18

Sample wt/vol: 5(g) | Date Analyzed: 06/23/2011 18:26

Soil Aliquot Vol: | Dilution Factor: 1

Soil Extract Vol.: | GC Column: DB624 ID: 0.2(mm)

% Moisture: 8.4 | Level: (low/med) Low

Analysis Batch No.: 117437 | Units: ug/Kg

CAS NO.	COMPOUND NAME	RESULT	Q	RL	MDL
8006-61-9	Gasoline Range Organics (GRO)-C6-C10	55	U	55	22

CAS NO.	SURROGATE	%REC	Q	LIMITS
98-08-8	a,a,a-Trifluorotoluene	91		64-116
460-00-4	4-Bromofluorobenzene	82		51-117

FORM I
GC VOA ORGANICS ANALYSIS DATA SHEET

Lab Name: TestAmerica Chicago
Job No.: 240-1112-1
SDG No.:
Client Sample ID: DR-SB-31-14
Lab Sample ID: 240-1112-12
Matrix: Solid
Lab File ID: 06221114_008.d
Analysis Method: 8015C
Date Collected: 06/14/2011 00:22
Sample wt/vol: 5(g)
Date Analyzed: 06/22/2011 10:24
Soil Aliquot Vol: 5 (mL)
Dilution Factor: 50
Soil Extract Vol.: 5(mL)
GC Column: DB624 ID: 0.2(mm)
% Moisture: 17.8
Level: (low/med) Medium
Analysis Batch No.: 117225
Units: ug/Kg

CAS NO.	COMPOUND NAME	RESULT	Q	RL	MDL
8006-61-9	Gasoline Range Organics (GRO)-C6-C10	1400	J	3000	1200

CAS NO.	SURROGATE	%REC	Q	LIMITS
98-08-8	a,a,a-Trifluorotoluene	102		70-130
460-00-4	4-Bromofluorobenzene	97		70-130

FORM I
GC VOA ORGANICS ANALYSIS DATA SHEET

Lab Name: TestAmerica Chicago | Job No.: 240-1112-1

SDG No.:

Client Sample ID: DR-SB-32-02 | Lab Sample ID: 240-1112-13

Matrix: Solid | Lab File ID: 06231114_011.d

Analysis Method: 8015C | Date Collected: 06/14/2011 01:54

Sample wt/vol: 5(g) | Date Analyzed: 06/23/2011 19:01

Soil Aliquot Vol: | Dilution Factor: 1

Soil Extract Vol.: | GC Column: DB624 ID: 0.2(mm)

% Moisture: 6.3 | Level: (low/med) Low

Analysis Batch No.: 117437 | Units: ug/Kg

CAS NO.	COMPOUND NAME	RESULT	Q	RL	MDL
8006-61-9	Gasoline Range Organics (GRO)-C6-C10	53	U	53	21

CAS NO.	SURROGATE	%REC	Q	LIMITS
98-08-8	a,a,a-Trifluorotoluene	96		64-116
460-00-4	4-Bromofluorobenzene	86		51-117

FORM I
GC VOA ORGANICS ANALYSIS DATA SHEET

Lab Name: TestAmerica Chicago
Job No.: 240-1112-1
SDG No.:
Client Sample ID: DR-SB-32-12
Lab Sample ID: 240-1112-14
Matrix: Solid
Lab File ID: 06231114_012.d
Analysis Method: 8015C
Date Collected: 06/14/2011 02:00
Sample wt/vol: 5(g)
Date Analyzed: 06/23/2011 19:37
Soil Aliquot Vol:
Dilution Factor: 1
Soil Extract Vol.:
GC Column: DB624 ID: 0.2(mm)
% Moisture: 13.2
Level: (low/med) Low
Analysis Batch No.: 117437
Units: ug/Kg

CAS NO.	COMPOUND NAME	RESULT	Q	RL	MDL
8006-61-9	Gasoline Range Organics (GRO)-C6-C10	58	U	58	23

CAS NO.	SURROGATE	%REC	Q	LIMITS
98-08-8	a,a,a-Trifluorotoluene	97		64-116
460-00-4	4-Bromofluorobenzene	91		51-117

FORM I
GC VOA ORGANICS ANALYSIS DATA SHEET

Lab Name: TestAmerica Chicago | Job No.: 240-1112-1

SDG No.:

Client Sample ID: DR-SB-33-02 | Lab Sample ID: 240-1112-15

Matrix: Solid | Lab File ID: 06231114_014.d

Analysis Method: 8015C | Date Collected: 06/14/2011 01:14

Sample wt/vol: 5(g) | Date Analyzed: 06/23/2011 20:48

Soil Aliquot Vol: | Dilution Factor: 1

Soil Extract Vol.: | GC Column: DB624 ID: 0.2(mm)

% Moisture: 13.1 | Level: (low/med) Low

Analysis Batch No.: 117437 | Units: ug/Kg

CAS NO.	COMPOUND NAME	RESULT	Q	RL	MDL
8006-61-9	Gasoline Range Organics (GRO)-C6-C10	58	U	58	23

CAS NO.	SURROGATE	%REC	Q	LIMITS
98-08-8	a,a,a-Trifluorotoluene	90		64-116
460-00-4	4-Bromofluorobenzene	80		51-117

FORM I
GC VOA ORGANICS ANALYSIS DATA SHEET

Lab Name: TestAmerica Chicago | Job No.: 240-1112-1

SDG No.:

Client Sample ID: DR-SB-33-12 | Lab Sample ID: 240-1112-16

Matrix: Solid | Lab File ID: 06231114_015.d

Analysis Method: 8015C | Date Collected: 06/14/2011 01:18

Sample wt/vol: 5(g) | Date Analyzed: 06/23/2011 21:23

Soil Aliquot Vol: | Dilution Factor: 1

Soil Extract Vol.: | GC Column: DB624 ID: 0.2(mm)

% Moisture: 20.4 | Level: (low/med) Low

Analysis Batch No.: 117437 | Units: ug/Kg

CAS NO.	COMPOUND NAME	RESULT	Q	RL	MDL
8006-61-9	Gasoline Range Organics (GRO)-C6-C10	63	U	63	25

CAS NO.	SURROGATE	%REC	Q	LIMITS
98-08-8	a,a,a-Trifluorotoluene	96		64-116
460-00-4	4-Bromofluorobenzene	86		51-117

FORM I
GC VOA ORGANICS ANALYSIS DATA SHEET

Lab Name: TestAmerica Chicago | Job No.: 240-1112-1

SDG No.:

Client Sample ID: DR-SB-34-02 | Lab Sample ID: 240-1112-17

Matrix: Solid | Lab File ID: 06231114_016.d

Analysis Method: 8015C | Date Collected: 06/14/2011 01:32

Sample wt/vol: 5(g) | Date Analyzed: 06/23/2011 21:59

Soil Aliquot Vol: | Dilution Factor: 1

Soil Extract Vol.: | GC Column: DB624 ID: 0.2(mm)

% Moisture: 9.6 | Level: (low/med) Low

Analysis Batch No.: 117437 | Units: ug/Kg

CAS NO.	COMPOUND NAME	RESULT	Q	RL	MDL
8006-61-9	Gasoline Range Organics (GRO)-C6-C10	55	U	55	22

CAS NO.	SURROGATE	%REC	Q	LIMITS
98-08-8	a,a,a-Trifluorotoluene	93		64-116
460-00-4	4-Bromofluorobenzene	84		51-117

FORM I
GC VOA ORGANICS ANALYSIS DATA SHEET

Lab Name: TestAmerica Chicago | Job No.: 240-1112-1

SDG No.:

Client Sample ID: DR-SB-34-08 | Lab Sample ID: 240-1112-18

Matrix: Solid | Lab File ID: 06231114_017.d

Analysis Method: 8015C | Date Collected: 06/14/2011 01:40

Sample wt/vol: 5(g) | Date Analyzed: 06/23/2011 22:34

Soil Aliquot Vol: | Dilution Factor: 1

Soil Extract Vol.: | GC Column: DB624 ID: 0.2(mm)

% Moisture: 13.3 | Level: (low/med) Low

Analysis Batch No.: 117437 | Units: ug/Kg

CAS NO.	COMPOUND NAME	RESULT	Q	RL	MDL
8006-61-9	Gasoline Range Organics (GRO)-C6-C10	58	U	58	23

CAS NO.	SURROGATE	%REC	Q	LIMITS
98-08-8	a,a,a-Trifluorotoluene	93		64-116
460-00-4	4-Bromofluorobenzene	84		51-117

FORM I
GC VOA ORGANICS ANALYSIS DATA SHEET

Lab Name: TestAmerica Chicago Job No.: 240-1112-1

SDG No.:

Client Sample ID: DR-SB-35-02 Lab Sample ID: 240-1112-19

Matrix: Solid Lab File ID: 06231114_018.d

Analysis Method: 8015C Date Collected: 06/14/2011 02:00

Sample wt/vol: 5(g) Date Analyzed: 06/23/2011 23:10

Soil Aliquot Vol: Dilution Factor: 1

Soil Extract Vol.: GC Column: DB624 ID: 0.2(mm)

% Moisture: 11.3 Level: (low/med) Low

Analysis Batch No.: 117437 Units: ug/Kg

CAS NO.	COMPOUND NAME	RESULT	Q	RL	MDL
8006-61-9	Gasoline Range Organics (GRO)-C6-C10	56	U	56	23

CAS NO.	SURROGATE	%REC	Q	LIMITS
98-08-8	a,a,a-Trifluorotoluene	93		64-116
460-00-4	4-Bromofluorobenzene	86		51-117

FORM I
GC VOA ORGANICS ANALYSIS DATA SHEET

Lab Name: TestAmerica Chicago | Job No.: 240-1112-1

SDG No.:

Client Sample ID: DR-SB-35-10 | Lab Sample ID: 240-1112-20

Matrix: Solid | Lab File ID: 06231114_019.d

Analysis Method: 8015C | Date Collected: 06/14/2011 02:05

Sample wt/vol: 5(g) | Date Analyzed: 06/23/2011 23:45

Soil Aliquot Vol: | Dilution Factor: 1

Soil Extract Vol.: | GC Column: DB624 ID: 0.2(mm)

% Moisture: 19.5 | Level: (low/med) Low

Analysis Batch No.: 117437 | Units: ug/Kg

CAS NO.	COMPOUND NAME	RESULT	Q	RL	MDL
8006-61-9	Gasoline Range Organics (GRO)-C6-C10	62	U	62	25

CAS NO.	SURROGATE	%REC	Q	LIMITS
98-08-8	a,a,a-Trifluorotoluene	80		64-116
460-00-4	4-Bromofluorobenzene	69		51-117

FORM I
GC SEMI VOA ORGANICS ANALYSIS DATA SHEET

Lab Name: TestAmerica North Canton Job No.: 240-1112-1

SDG No.:

Client Sample ID: DR-SB-26-02 Lab Sample ID: 240-1112-1

Matrix: Solid Lab File ID: P14R0000022.D

Analysis Method: 8015C Date Collected: 06/13/2011 23:02

Extraction Method: 3540C Date Extracted: 06/24/2011 10:55

Sample wt/vol: 30.03(g) Date Analyzed: 06/27/2011 20:53

Con. Extract Vol.: 5.00(mL) Dilution Factor: 1

Injection Volume: 1(uL) GC Column: RTX-5 ID: 0.53(mm)

% Moisture: 13.6 GPC Cleanup:(Y/N) N

Analysis Batch No.: 6199 Units: mg/Kg

CAS NO.	COMPOUND NAME	RESULT	Q	RL	MDL
STL00141	Total Petroleum Hydrocarbons (C10-C32)	19	U	19	11

CAS NO.	SURROGATE	%REC	Q	LIMITS
111-84-2	n-Nonane	38		10-110

FORM I
GC SEMI VOA ORGANICS ANALYSIS DATA SHEET

Lab Name: TestAmerica North Canton | Job No.: 240-1112-1

SDG No.:

Client Sample ID: DR-SB-26-10 | Lab Sample ID: 240-1112-2

Matrix: Solid | Lab File ID: P14R0000023.D

Analysis Method: 8015C | Date Collected: 06/13/2011 23:05

Extraction Method: 3540C | Date Extracted: 06/24/2011 10:55

Sample wt/vol: 30.02(g) | Date Analyzed: 06/27/2011 21:18

Con. Extract Vol.: 5.00(mL) | Dilution Factor: 1

Injection Volume: 1(uL) | GC Column: RTX-5 ID: 0.53(mm)

% Moisture: 13.9 | GPC Cleanup:(Y/N) N

Analysis Batch No.: 6199 | Units: mg/Kg

CAS NO.	COMPOUND NAME	RESULT	Q	RL	MDL
STL00141	Total Petroleum Hydrocarbons (C10-C32)	19	U	19	11

CAS NO.	SURROGATE	%REC	Q	LIMITS
111-84-2	n-Nonane	46		10-110

FORM I
GC SEMI VOA ORGANICS ANALYSIS DATA SHEET

Lab Name: TestAmerica North Canton Job No.: 240-1112-1

SDG No.:

Client Sample ID: DR-SB-27-02 Lab Sample ID: 240-1112-3

Matrix: Solid Lab File ID: P14R0000008.D

Analysis Method: 8015C Date Collected: 06/13/2011 22:35

Extraction Method: 3540C Date Extracted: 06/24/2011 10:55

Sample wt/vol: 30.04(g) Date Analyzed: 06/28/2011 15:01

Con. Extract Vol.: 5.00(mL) Dilution Factor: 5

Injection Volume: 1(uL) GC Column: RTX-5 ID: 0.53(mm)

% Moisture: 19.3 GPC Cleanup:(Y/N) N

Analysis Batch No.: 6391 Units: mg/Kg

CAS NO.	COMPOUND NAME	RESULT	Q	RL	MDL
STL00141	Total Petroleum Hydrocarbons (C10-C32)	1200		100	57

CAS NO.	SURROGATE	%REC	Q	LIMITS
111-84-2	n-Nonane	47		10-110

FORM I
GC SEMI VOA ORGANICS ANALYSIS DATA SHEET

Lab Name: TestAmerica North Canton Job No.: 240-1112-1

SDG No.:

Client Sample ID: DR-SB-27-10 Lab Sample ID: 240-1112-4

Matrix: Solid Lab File ID: P14R0000025.D

Analysis Method: 8015C Date Collected: 06/13/2011 23:45

Extraction Method: 3540C Date Extracted: 06/24/2011 10:55

Sample wt/vol: 29.95(g) Date Analyzed: 06/27/2011 22:06

Con. Extract Vol.: 5.00(mL) Dilution Factor: 1

Injection Volume: 1(uL) GC Column: RTX-5 ID: 0.53(mm)

% Moisture: 13.7 GPC Cleanup:(Y/N) N

Analysis Batch No.: 6199 Units: mg/Kg

CAS NO.	COMPOUND NAME	RESULT	Q	RL	MDL
STL00141	Total Petroleum Hydrocarbons (C10-C32)	14	J	19	11

CAS NO.	SURROGATE	%REC	Q	LIMITS
111-84-2	n-Nonane	46		10-110

FORM I
GC SEMI VOA ORGANICS ANALYSIS DATA SHEET

Lab Name: TestAmerica North Canton | Job No.: 240-1112-1

SDG No.:

Client Sample ID: DR-SB-28-02 | Lab Sample ID: 240-1112-5

Matrix: Solid | Lab File ID: P14R0000026.D

Analysis Method: 8015C | Date Collected: 06/13/2011 23:41

Extraction Method: 3540C | Date Extracted: 06/24/2011 10:55

Sample wt/vol: 30.05(g) | Date Analyzed: 06/27/2011 22:31

Con. Extract Vol.: 5.00(mL) | Dilution Factor: 1

Injection Volume: 1(uL) | GC Column: RTX-5 ID: 0.53(mm)

% Moisture: 18.1 | GPC Cleanup:(Y/N) N

Analysis Batch No.: 6199 | Units: mg/Kg

CAS NO.	COMPOUND NAME	RESULT	Q	RL	MDL
STL00141	Total Petroleum Hydrocarbons (C10-C32)	70		20	11

CAS NO.	SURROGATE	%REC	Q	LIMITS
111-84-2	n-Nonane	26		10-110

FORM I
GC SEMI VOA ORGANICS ANALYSIS DATA SHEET

Lab Name: TestAmerica North Canton | Job No.: 240-1112-1

SDG No.:

Client Sample ID: DR-SB-28-10 | Lab Sample ID: 240-1112-6

Matrix: Solid | Lab File ID: P14R0000027.D

Analysis Method: 8015C | Date Collected: 06/13/2011 23:45

Extraction Method: 3540C | Date Extracted: 06/24/2011 10:55

Sample wt/vol: 30.18(g) | Date Analyzed: 06/27/2011 22:55

Con. Extract Vol.: 5.00(mL) | Dilution Factor: 1

Injection Volume: 1(uL) | GC Column: RTX-5 ID: 0.53(mm)

% Moisture: 13.8 | GPC Cleanup:(Y/N) N

Analysis Batch No.: 6199 | Units: mg/Kg

CAS NO.	COMPOUND NAME	RESULT	Q	RL	MDL
STL00141	Total Petroleum Hydrocarbons (C10-C32)	19	U	19	11

CAS NO.	SURROGATE	%REC	Q	LIMITS
111-84-2	n-Nonane	45		10-110

FORM I
GC SEMI VOA ORGANICS ANALYSIS DATA SHEET

Lab Name: TestAmerica North Canton | Job No.: 240-1112-1

SDG No.:

Client Sample ID: DR-SB-29-02 | Lab Sample ID: 240-1112-7

Matrix: Solid | Lab File ID: P14R0000009.D

Analysis Method: 8015C | Date Collected: 06/13/2011 23:50

Extraction Method: 3540C | Date Extracted: 06/24/2011 10:55

Sample wt/vol: 30.04(g) | Date Analyzed: 06/28/2011 15:25

Con. Extract Vol.: 5.00(mL) | Dilution Factor: 2

Injection Volume: 1(uL) | GC Column: RTX-5 ID: 0.53(mm)

% Moisture: 17.5 | GPC Cleanup:(Y/N) N

Analysis Batch No.: 6391 | Units: mg/Kg

CAS NO.	COMPOUND NAME	RESULT	Q	RL	MDL
STL00141	Total Petroleum Hydrocarbons (C10-C32)	520		40	22

CAS NO.	SURROGATE	%REC	Q	LIMITS
111-84-2	n-Nonane	40		10-110

FORM I
GC SEMI VOA ORGANICS ANALYSIS DATA SHEET

Lab Name: TestAmerica North Canton Job No.: 240-1112-1

SDG No.:

Client Sample ID: DR-SB-29-10 Lab Sample ID: 240-1112-8

Matrix: Solid Lab File ID: P14R0000029.D

Analysis Method: 8015C Date Collected: 06/13/2011 23:55

Extraction Method: 3540C Date Extracted: 06/24/2011 10:55

Sample wt/vol: 30.08(g) Date Analyzed: 06/27/2011 23:44

Con. Extract Vol.: 5.00(mL) Dilution Factor: 1

Injection Volume: 1(uL) GC Column: RTX-5 ID: 0.53(mm)

% Moisture: 16.6 GPC Cleanup:(Y/N) N

Analysis Batch No.: 6199 Units: mg/Kg

CAS NO.	COMPOUND NAME	RESULT	Q	RL	MDL
STL00141	Total Petroleum Hydrocarbons (C10-C32)	20	U	20	11

CAS NO.	SURROGATE	%REC	Q	LIMITS
111-84-2	n-Nonane	50		10-110

FORM I
GC SEMI VOA ORGANICS ANALYSIS DATA SHEET

Lab Name: TestAmerica North Canton Job No.: 240-1112-1

SDG No.:

Client Sample ID: DR-SB-30-02 Lab Sample ID: 240-1112-9

Matrix: Solid Lab File ID: P14F0000012.D

Analysis Method: 8015C Date Collected: 06/14/2011 00:50

Extraction Method: 3540C Date Extracted: 06/27/2011 10:50

Sample wt/vol: 29.93(g) Date Analyzed: 06/30/2011 15:00

Con. Extract Vol.: 5(mL) Dilution Factor: 1

Injection Volume: 1(uL) GC Column: RTX-5 ID: 0.53(mm)

% Moisture: 11.7 GPC Cleanup:(Y/N) N

Analysis Batch No.: 6661 Units: mg/Kg

CAS NO.	COMPOUND NAME	RESULT	Q	RL	MDL
STL00141	Total Petroleum Hydrocarbons (C10-C32)	19	U	19	11

CAS NO.	SURROGATE	%REC	Q	LIMITS
111-84-2	n-Nonane	39		10-110

FORM I
GC SEMI VOA ORGANICS ANALYSIS DATA SHEET

Lab Name: TestAmerica North Canton | Job No.: 240-1112-1

SDG No.:

Client Sample ID: DR-SB-30-08 | Lab Sample ID: 240-1112-10

Matrix: Solid | Lab File ID: P14F0000013.D

Analysis Method: 8015C | Date Collected: 06/14/2011 00:55

Extraction Method: 3540C | Date Extracted: 06/27/2011 10:50

Sample wt/vol: 29.87(g) | Date Analyzed: 06/30/2011 15:24

Con. Extract Vol.: 5(mL) | Dilution Factor: 1

Injection Volume: 1(uL) | GC Column: RTX-5 ID: 0.53(mm)

% Moisture: 18.9 | GPC Cleanup:(Y/N) N

Analysis Batch No.: 6661 | Units: mg/Kg

CAS NO.	COMPOUND NAME	RESULT	Q	RL	MDL
STL00141	Total Petroleum Hydrocarbons (C10-C32)	21	U	21	11

CAS NO.	SURROGATE	%REC	Q	LIMITS
111-84-2	n-Nonane	42		10-110

FORM I
GC SEMI VOA ORGANICS ANALYSIS DATA SHEET

Lab Name: TestAmerica North Canton
Job No.: 240-1112-1
SDG No.:
Client Sample ID: DR-SB-31-02
Lab Sample ID: 240-1112-11
Matrix: Solid
Lab File ID: P14F0000016.D
Analysis Method: 8015C
Date Collected: 06/14/2011 00:18
Extraction Method: 3540C
Date Extracted: 06/27/2011 10:50
Sample wt/vol: 29.92(g)
Date Analyzed: 07/01/2011 15:16
Con. Extract Vol.: 5(mL)
Dilution Factor: 1
Injection Volume: 1(uL)
GC Column: RTX-5 ID: 0.53(mm)
% Moisture: 8.4
GPC Cleanup:(Y/N) N
Analysis Batch No.: 6867
Units: mg/Kg

CAS NO.	COMPOUND NAME	RESULT	Q	RL	MDL
STL00141	Total Petroleum Hydrocarbons (C10-C32)	100		18	10

CAS NO.	SURROGATE	%REC	Q	LIMITS
111-84-2	n-Nonane	38		10-110

FORM I
GC SEMI VOA ORGANICS ANALYSIS DATA SHEET

Lab Name: TestAmerica North Canton | Job No.: 240-1112-1

SDG No.:

Client Sample ID: DR-SB-31-14 | Lab Sample ID: 240-1112-12

Matrix: Solid | Lab File ID: P14F0000015.D

Analysis Method: 8015C | Date Collected: 06/14/2011 00:22

Extraction Method: 3540C | Date Extracted: 06/27/2011 10:50

Sample wt/vol: 29.95(g) | Date Analyzed: 06/30/2011 16:13

Con. Extract Vol.: 5(mL) | Dilution Factor: 1

Injection Volume: 1(uL) | GC Column: RTX-5 ID: 0.53(mm)

% Moisture: 17.8 | GPC Cleanup:(Y/N) N

Analysis Batch No.: 6661 | Units: mg/Kg

CAS NO.	COMPOUND NAME	RESULT	Q	RL	MDL
STL00141	Total Petroleum Hydrocarbons (C10-C32)	20	U	20	11

CAS NO.	SURROGATE	%REC	Q	LIMITS
111-84-2	n-Nonane	43		10-110

FORM I 8015C

FORM I
GC SEMI VOA ORGANICS ANALYSIS DATA SHEET

Lab Name: TestAmerica North Canton Job No.: 240-1112-1

SDG No.:

Client Sample ID: DR-SB-32-02 Lab Sample ID: 240-1112-13

Matrix: Solid Lab File ID: P14F0000017.D

Analysis Method: 8015C Date Collected: 06/14/2011 01:54

Extraction Method: 3540C Date Extracted: 06/27/2011 10:50

Sample wt/vol: 29.99(g) Date Analyzed: 07/01/2011 15:41

Con. Extract Vol.: 5(mL) Dilution Factor: 10

Injection Volume: 1(uL) GC Column: RTX-5 ID: 0.53(mm)

% Moisture: 6.3 GPC Cleanup:(Y/N) N

Analysis Batch No.: 6867 Units: mg/Kg

CAS NO.	COMPOUND NAME	RESULT	Q	RL	MDL
STL00141	Total Petroleum Hydrocarbons (C10-C32)	3400		180	99

CAS NO.	SURROGATE	%REC	Q	LIMITS
111-84-2	n-Nonane	41		10-110

FORM I
GC SEMI VOA ORGANICS ANALYSIS DATA SHEET

Lab Name: TestAmerica North Canton | Job No.: 240-1112-1

SDG No.:

Client Sample ID: DR-SB-32-12 | Lab Sample ID: 240-1112-14

Matrix: Solid | Lab File ID: P14F0000019.D

Analysis Method: 8015C | Date Collected: 06/14/2011 02:00

Extraction Method: 3540C | Date Extracted: 06/27/2011 10:50

Sample wt/vol: 29.97(g) | Date Analyzed: 06/30/2011 17:51

Con. Extract Vol.: 5(mL) | Dilution Factor: 1

Injection Volume: 1(uL) | GC Column: RTX-5 ID: 0.53(mm)

% Moisture: 13.2 | GPC Cleanup:(Y/N) N

Analysis Batch No.: 6661 | Units: mg/Kg

CAS NO.	COMPOUND NAME	RESULT	Q	RL	MDL
STL00141	Total Petroleum Hydrocarbons (C10-C32)	19	U	19	11

CAS NO.	SURROGATE	%REC	Q	LIMITS
111-84-2	n-Nonane	44		10-110

FORM I
GC SEMI VOA ORGANICS ANALYSIS DATA SHEET

Lab Name: TestAmerica North Canton | Job No.: 240-1112-1

SDG No.:

Client Sample ID: DR-SB-33-02 | Lab Sample ID: 240-1112-15

Matrix: Solid | Lab File ID: P14F0000020.D

Analysis Method: 8015C | Date Collected: 06/14/2011 01:14

Extraction Method: 3540C | Date Extracted: 06/27/2011 10:50

Sample wt/vol: 29.94(g) | Date Analyzed: 06/30/2011 18:15

Con. Extract Vol.: 5(mL) | Dilution Factor: 1

Injection Volume: 1(uL) | GC Column: RTX-5 ID: 0.53(mm)

% Moisture: 13.1 | GPC Cleanup:(Y/N) N

Analysis Batch No.: 6661 | Units: mg/Kg

CAS NO.	COMPOUND NAME	RESULT	Q	RL	MDL
STL00141	Total Petroleum Hydrocarbons (C10-C32)	19	U	19	11

CAS NO.	SURROGATE	%REC	Q	LIMITS
111-84-2	n-Nonane	37		10-110

FORM I
GC SEMI VOA ORGANICS ANALYSIS DATA SHEET

Lab Name: TestAmerica North Canton Job No.: 240-1112-1

SDG No.:

Client Sample ID: DR-SB-33-12 Lab Sample ID: 240-1112-16

Matrix: Solid Lab File ID: P14F0000021.D

Analysis Method: 8015C Date Collected: 06/14/2011 01:18

Extraction Method: 3540C Date Extracted: 06/27/2011 10:50

Sample wt/vol: 29.91(g) Date Analyzed: 06/30/2011 18:39

Con. Extract Vol.: 5(mL) Dilution Factor: 1

Injection Volume: 1(uL) GC Column: RTX-5 ID: 0.53(mm)

% Moisture: 20.4 GPC Cleanup:(Y/N) N

Analysis Batch No.: 6661 Units: mg/Kg

CAS NO.	COMPOUND NAME	RESULT	Q	RL	MDL
STL00141	Total Petroleum Hydrocarbons (C10-C32)	21	U	21	12

CAS NO.	SURROGATE	%REC	Q	LIMITS
111-84-2	n-Nonane	41		10-110

FORM I 8015C

FORM I
GC SEMI VOA ORGANICS ANALYSIS DATA SHEET

Lab Name: TestAmerica North Canton | Job No.: 240-1112-1

SDG No.:

Client Sample ID: DR-SB-34-02 | Lab Sample ID: 240-1112-17

Matrix: Solid | Lab File ID: P14F0000018.D

Analysis Method: 8015C | Date Collected: 06/14/2011 01:32

Extraction Method: 3540C | Date Extracted: 06/27/2011 10:50

Sample wt/vol: 30.02(g) | Date Analyzed: 07/01/2011 16:05

Con. Extract Vol.: 5(mL) | Dilution Factor: 5

Injection Volume: 1(uL) | GC Column: RTX-5 ID: 0.53(mm)

% Moisture: 9.6 | GPC Cleanup:(Y/N) N

Analysis Batch No.: 6867 | Units: mg/Kg

CAS NO.	COMPOUND NAME	RESULT	Q	RL	MDL
STL00141	Total Petroleum Hydrocarbons (C10-C32)	230		92	51

CAS NO.	SURROGATE	%REC	Q	LIMITS
111-84-2	n-Nonane	42		10-110

FORM I
GC SEMI VOA ORGANICS ANALYSIS DATA SHEET

Lab Name: TestAmerica North Canton | Job No.: 240-1112-1

SDG No.:

Client Sample ID: DR-SB-34-08 | Lab Sample ID: 240-1112-18

Matrix: Solid | Lab File ID: P14F0000025.D

Analysis Method: 8015C | Date Collected: 06/14/2011 01:40

Extraction Method: 3540C | Date Extracted: 06/27/2011 10:50

Sample wt/vol: 30.12(g) | Date Analyzed: 06/30/2011 20:16

Con. Extract Vol.: 5(mL) | Dilution Factor: 1

Injection Volume: 1(uL) | GC Column: RTX-5 ID: 0.53(mm)

% Moisture: 13.3 | GPC Cleanup:(Y/N) N

Analysis Batch No.: 6661 | Units: mg/Kg

CAS NO.	COMPOUND NAME	RESULT	Q	RL	MDL
STL00141	Total Petroleum Hydrocarbons (C10-C32)	19	U	19	11

CAS NO.	SURROGATE	%REC	Q	LIMITS
111-84-2	n-Nonane	43		10-110

FORM I
GC SEMI VOA ORGANICS ANALYSIS DATA SHEET

Lab Name: TestAmerica North Canton | Job No.: 240-1112-1

SDG No.:

Client Sample ID: DR-SB-35-02 | Lab Sample ID: 240-1112-19

Matrix: Solid | Lab File ID: P14F0000019.D

Analysis Method: 8015C | Date Collected: 06/14/2011 02:00

Extraction Method: 3540C | Date Extracted: 06/27/2011 10:50

Sample wt/vol: 30.00(g) | Date Analyzed: 07/01/2011 16:29

Con. Extract Vol.: 5(mL) | Dilution Factor: 5

Injection Volume: 1(uL) | GC Column: RTX-5 ID: 0.53(mm)

% Moisture: 11.3 | GPC Cleanup:(Y/N) N

Analysis Batch No.: 6867 | Units: mg/Kg

CAS NO.	COMPOUND NAME	RESULT	Q	RL	MDL
STL00141	Total Petroleum Hydrocarbons (C10-C32)	300		94	52

CAS NO.	SURROGATE	%REC	Q	LIMITS
111-84-2	n-Nonane	37		10-110

FORM I
GC SEMI VOA ORGANICS ANALYSIS DATA SHEET

Lab Name: TestAmerica North Canton | Job No.: 240-1112-1

SDG No.:

Client Sample ID: DR-SB-35-10 | Lab Sample ID: 240-1112-20

Matrix: Solid | Lab File ID: P14F0000027.D

Analysis Method: 8015C | Date Collected: 06/14/2011 02:05

Extraction Method: 3540C | Date Extracted: 06/27/2011 10:50

Sample wt/vol: 29.85(g) | Date Analyzed: 06/30/2011 21:04

Con. Extract Vol.: 5(mL) | Dilution Factor: 1

Injection Volume: 1(uL) | GC Column: RTX-5 ID: 0.53(mm)

% Moisture: 19.5 | GPC Cleanup:(Y/N) N

Analysis Batch No.: 6661 | Units: mg/Kg

CAS NO.	COMPOUND NAME	RESULT	Q	RL	MDL
STL00141	Total Petroleum Hydrocarbons (C10-C32)	21	U	21	12

CAS NO.	SURROGATE	%REC	Q	LIMITS
111-84-2	n-Nonane	49		10-110

Appendix C

Support Documentation

CASE NARRATIVE

Client: Tetra Tech NUS Inc

Project: MSA Compass Rose Investigation 2011

Report Number: 240-1112-1

With the exceptions noted as flags or footnotes, standard analytical protocols were followed in the analysis of the samples and no problems were encountered or anomalies observed. In addition all laboratory quality control samples were within established control limits, with any exceptions noted below. Each sample was analyzed to achieve the lowest possible reporting limit within the constraints of the method. In some cases, due to interference or analytes present at high concentrations, samples were diluted. For diluted samples, the reporting limits are adjusted relative to the dilution required.

TestAmerica North Canton attests to the validity of the laboratory data generated by TestAmerica facilities reported herein. All analyses performed by TestAmerica facilities were done using established laboratory SOPs that incorporate QA/QC procedures described in the application methods. TestAmerica's operations groups have reviewed the data for compliance with the laboratory QA/QC plan, and data have been found to be compliant with laboratory protocols unless otherwise noted below.

The test results in this report meet all NELAP requirements for parameters for which accreditation is required or available. Any exceptions to NELAP requirements are noted in this report. Pursuant to NELAP, this report may not be reproduced, except in full, without the written approval of the laboratory.

Calculations are performed before rounding to avoid round-off errors in calculated results.

All holding times were met and proper preservation noted for the methods performed on these samples, unless otherwise detailed in the individual sections below.

All solid sample results are reported on an "as received" basis unless otherwise indicated by the presence of a % solids value in the method header.

This laboratory report is confidential and is intended for the sole use of TestAmerica and its client.

RECEIPT

The samples were received on 06/15/2011; the samples arrived in good condition, properly preserved and on ice. The temperature of the coolers at receipt was 2.7, 3.2 C.

TestAmerica's Chicago laboratory supported GRO analyses on this project. The laboratory's narrative information is incorporated herein. See the method summary for additional information.

VOLATILE ORGANIC COMPOUNDS (GC-MS)

Samples DR-SB-26-02 (240-1112-1), DR-SB-26-10 (240-1112-2), DR-SB-27-02 (240-1112-3), DR-SB-27-10 (240-1112-4), DR-SB-28-02 (240-1112-5), DR-SB-28-10 (240-1112-6), DR-SB-29-02 (240-1112-7), DR-SB-29-10 (240-1112-8), DR-SB-30-02 (240-1112-9), DR-SB-30-08 (240-1112-10), DR-SB-31-02 (240-1112-11), DR-SB-31-14 (240-1112-12), DR-SB-32-02 (240-1112-13), DR-SB-32-12 (240-1112-14), DR-SB-33-02 (240-1112-15), DR-SB-33-12 (240-1112-16), DR-SB-34-02 (240-1112-17), DR-SB-34-08 (240-1112-18), DR-SB-35-02 (240-1112-19) and DR-SB-35-10 (240-1112-20) were analyzed for volatile organic compounds (GC-MS) in accordance with EPA SW-846 Method 8260B. The samples were analyzed on 06/27/2011 and 06/28/2011.

o Methylene Chloride was detected in method blanks MB 240-5929/1-A and MB 240-6180/6 at a level exceeding the reporting limit. Because Methylene Chloride is a common lab contaminant and was below the method allowable of five times the reporting limit, no further action was taken. The Ohio VAP samples had to be analyzed to avoid missing holding times.

o Naphthalene was detected in method blanks MB 240-6132/6, 240-6180/6 and 240-6372/6 at levels that were above the method detection limit but below the reporting limit.
The values should be considered estimates, and have been flagged "J".

o Acetone and Methylene Chloride were detected in method blank MB 240-6372/6 at levels exceeding the reporting limit.

If the associated sample reported a result above the MDL and/or RL, the result has been "B" flagged. Methylene Chloride is a common lab contaminant and laboratory QC criteria is that constituent must be below the method allowable level of five times the reporting limit. In these cases, no further action has been taken. The Ohio VAP samples had to be analyzed to avoid missing holding times.

Refer to the QC report for details.

The laboratory control sample (LCS) for batches 5929 and 6067:
- o recovered outside acceptance limits for 1,2-Dibromo-3-Chloropropane. There was insufficient sample to perform a re-extraction or re-analysis; therefore, the data have been reported.
- o exceeded control limits for Chloroethane. This analyte was biased high in the LCS and were not detected in the associated samples.

The laboratory control sample (LCS) for batch 6180 exceeded control limits for chloroethane. This analyte was biased high in the LCS and was not detected in the associated samples; therefore, the data have been reported.

The laboratory control sample for batch 6372 exceeded control limits for Chloroethane. Chloroethane has been identified as a poor performing analyte when analyzed using this method; therefore, re-extraction/re-analysis was not performed. Batch precision also exceeded control limits for this analyte. These results have been reported and qualified.

1,2,3-Trimethylbenzene, Hexachlorobutadiene and Vinyl acetate failed the recovery criteria low for the MS and MSD of sample 240-1121-48 in batch 240-6180. Chloroethane failed the recovery criteria high. Also, Vinyl acetate exceeded the rpd limit in the MSD.

Several analytes failed the recovery criteria low for the MS and MSD of sample 240-1145-3 in batch 240-6180. Bromoform failed the recovery criteria high. Also, Vinyl acetate and Vinyl chloride exceeded the rpd limit in the MSD.

m-Xylene & p-Xylene failed the recovery criteria high for the MS of sample 240-1230-1 in batch 240-6132.

The presence of the '4' qualifier in the data indicates analytes where the concentration in the unspiked sample exceeded four times the spiking amount.

Sample DR-SB-27-10 (240-1112-4)[3X] required dilution prior to analysis. The reporting limits have been adjusted accordingly.

Internal standard (ISTD) response for sample DR-SB-35-10 (240-1112-20) was outside control limits. The sample was re-analyzed with concurring results.

Toluene-d8 (Surr) failed the surrogate recovery criteria high for the second analysis of DR-SB-35-10 (240-1112-20). There was insufficient sample to perform a re-extraction; therefore, the data have been reported. The first analysis passed all surrogate recoveries however all internal standards recoveries failed low. This analysis had only one internal standard recovery fail low.

No other difficulties were encountered during the volatiles analyses. All other quality control parameters were within the acceptance limits.

SEMI VOLATILES

Samples DR-SB-26-02 (240-1112-1), DR-SB-26-10 (240-1112-2), DR-SB-27-02 (240-1112-3), DR-SB-27-10 (240-1112-4), DR-SB-28-02 (240-1112-5), DR-SB-28-10 (240-1112-6), DR-SB-29-02 (240-1112-7), DR-SB-29-10 (240-1112-8), DR-SB-30-02 (240-1112-9), DR-SB-30-08 (240-1112-10), DR-SB-31-02 (240-1112-11), DR-SB-31-14 (240-1112-12), DR-SB-32-02 (240-1112-13), DR-SB-32-12 (240-1112-14), DR-SB-33-02 (240-1112-15), DR-SB-33-12 (240-1112-16), DR-SB-34-02 (240-1112-17), DR-SB-34-08 (240-1112-18), DR-SB-35-02 (240-1112-19) and DR-SB-35-10 (240-1112-20) were analyzed for Semi volatiles in accordance with 8270D. The samples were analyzed on 07/03/2011, 07/06/2011, 07/13/2011 and 07/18/2011.

2,4,6-Tribromophenol (Surr), 2-Fluorobiphenyl (Surr), 2-Fluorophenol (Surr) and Nitrobenzene-d5 (Surr) failed the surrogate recovery criteria low for DR-SB-32-02 (240-1112-13). Phenol-d5 (Surr) and Terphenyl-d14 (Surr) failed the surrogate recovery criteria high. Phenol-d5 (Surr) failed the surrogate recovery criteria low for DR-SB-34-08 (240-1112-18). Phenol-d5 (Surr) failed the surrogate recovery criteria low for DR-SB-35-02 (240-1112-19). Phenol-d5 (Surr) failed the surrogate recovery criteria low for DR-SB-35-10 (240-1112-20). Refer to the QC report for details.

Several analytes failed the recovery criteria low for the MS and MSD of sample DR-SB-34-02 (240-1112-17) in batch 240-7237. Benzo[a]pyrene, Benzo[b]fluoranthene, Chrysene and Pyrene exceeded the rpd limit.

Refer to the QC report for details.

Samples DR-SB-27-02 (240-1112-3)[5X], DR-SB-29-02 (240-1112-7)[5X], DR-SB-32-02 (240-1112-13)[133X] and DR-SB-34-02 (240-1112-17)[2X] required dilution prior to analysis. The reporting limits have been adjusted accordingly.

The generic batch MS/MSD for batches 5977 and 6086 were extracted and analyzed, but unable to be reported due to LIMS limitations. The associated samples were DR-SB-26-02 (240-1112-1), DR-SB-26-10 (240-1112-2), DR-SB-27-02 (240-1112-3), DR-SB-27-10 (240-1112-4), DR-SB-28-02 (240-1112-5), DR-SB-28-10 (240-1112-6), DR-SB-29-02 (240-1112-7), DR-SB-29-10 (240-1112-8), DR-SB-30-02 (240-1112-9), DR-SB-30-08 (240-1112-10), DR-SB-31-02 (240-1112-11), DR-SB-31-14 (240-1112-12), DR-SB-32-02 (240-1112-13), DR-SB-32-12 (240-1112-14)

Sample(s) DR-SB-34-08 (240-1112-18), DR-SB-35-02 (240-1112-19), and DR-SB-35-10 (240-1112-20) contained one acid and/or one base surrogate outside acceptance limits. The laboratory's SOP allows one acid surrogate and/or one base surrogate to be outside acceptance limits; therefore, re-extraction/re-analysis was not performed. These results have been reported and qualified.

The continuing calibration verification (CCV) for analytical batch 7237 exceeded control criteria for 1,4 - Dioxane and 2,4 - Dinitrophenol. Since they were out high, and associated samples were ND, no corrective action was taken.

The continuing calibration verification (CCV 8302) for benzaldehyde recovered above the upper control limit. The samples associated with this CCV were non-detect for the affected analyte; therefore, the data have been reported.

The following sample(s) was diluted due to the nature of the sample matrix: DR-SB-27-02 (240-1112-3), DR-SB-29-02 (240-1112-7). Elevated reporting limits (RLs) are provided.

No other difficulties were encountered during the Semi volatiles analyses. All other quality control parameters were within the acceptance limits.

GRO (C6-C10)

Samples DR-SB-26-02 (240-1112-1), DR-SB-26-10 (240-1112-2), DR-SB-27-02 (240-1112-3), DR-SB-27-10 (240-1112-4), DR-SB-28-02 (240-1112-5), DR-SB-28-10 (240-1112-6), DR-SB-29-02 (240-1112-7), DR-SB-29-10 (240-1112-8), DR-SB-30-02 (240-1112-9), DR-SB-30-08 (240-1112-10), DR-SB-31-02 (240-1112-11), DR-SB-31-14 (240-1112-12), DR-SB-32-02 (240-1112-13), DR-SB-32-12 (240-1112-14), DR-SB-33-02 (240-1112-15), DR-SB-33-12 (240-1112-16), DR-SB-34-02 (240-1112-17), DR-SB-34-08 (240-1112-18), DR-SB-35-02 (240-1112-19) and DR-SB-35-10 (240-1112-20) were analyzed for GRO in accordance with 8015C. The samples were analyzed on 06/22/2011 and 06/23/2011.

The following sample(s) was diluted due to the abundance of a single peak within the area of GRO: DR-SB-31-14 (240-1112-12). Elevated reporting limits (RLs) as a J value are provided.

No difficulties were encountered during the GRO analyses. All quality control parameters were within the acceptance limits.

DRO (C10-C32)

Samples DR-SB-26-02 (240-1112-1), DR-SB-26-10 (240-1112-2), DR-SB-27-02 (240-1112-3), DR-SB-27-10 (240-1112-4), DR-SB-28-02 (240-1112-5), DR-SB-28-10 (240-1112-6), DR-SB-29-02 (240-1112-7), DR-SB-29-10 (240-1112-8), DR-SB-30-02 (240-1112-9), DR-SB-30-08 (240-1112-10), DR-SB-31-02 (240-1112-11), DR-SB-31-14 (240-1112-12), DR-SB-32-02 (240-1112-13), DR-SB-32-12 (240-1112-14), DR-SB-33-02 (240-1112-15), DR-SB-33-12 (240-1112-16), DR-SB-34-02 (240-1112-17), DR-SB-34-08 (240-1112-18), DR-SB-35-02 (240-1112-19) and DR-SB-35-10 (240-1112-20) were analyzed for DRO in accordance with 8015C. The samples were analyzed on 06/27/2011, 06/28/2011, 06/30/2011 and 07/01/2011.

Samples DR-SB-27-02 (240-1112-3)[5X], DR-SB-29-02 (240-1112-7)[2X], DR-SB-32-02 (240-1112-13)[10X], DR-SB-34-02 (240-1112-17)[5X] and DR-SB-35-02 (240-1112-19)[5X] required dilution prior to analysis. The reporting limits have been adjusted accordingly.

No difficulties were encountered during the DRO analyses. All quality control parameters were within the acceptance limits.

POLYCHLORINATED BIPHENYLS (PCBS)

Samples DR-SB-26-02 (240-1112-1), DR-SB-26-10 (240-1112-2), DR-SB-27-02 (240-1112-3), DR-SB-27-10 (240-1112-4), DR-SB-28-02 (240-1112-5), DR-SB-28-10 (240-1112-6), DR-SB-29-02 (240-1112-7), DR-SB-29-10 (240-1112-8), DR-SB-30-02 (240-1112-9), DR-SB-30-08 (240-1112-10), DR-SB-31-02 (240-1112-11), DR-SB-31-14 (240-1112-12), DR-SB-32-02 (240-1112-13), DR-SB-32-12 (240-1112-14), DR-SB-33-02 (240-1112-15), DR-SB-33-12 (240-1112-16), DR-SB-34-02 (240-1112-17), DR-SB-34-08 (240-1112-18), DR-SB-35-02 (240-1112-19) and DR-SB-35-10 (240-1112-20) were analyzed for Polychlorinated biphenyls (PCBs) in accordance with EPA SW-846 Method 8082A. The samples were analyzed on 07/01/2011 and 07/02/2011.

Decachlorobiphenyl failed the surrogate recovery criteria high for DR-SB-32-02 (240-1112-13).

Refer to the QC report for details.

The following samples required a tetrabutylammonium sulfite (TBA) clean-up to reduce matrix interferences caused by sulfur: (240-1112-20 MS), (240-1112-20 MSD), DR-SB-26-02 (240-1112-1), DR-SB-26-10 (240-1112-2), DR-SB-27-02 (240-1112-3), DR-SB-27-10 (240-1112-4), DR-SB-28-02 (240-1112-5), DR-SB-28-10 (240-1112-6), DR-SB-29-02 (240-1112-7), DR-SB-29-10 (240-1112-8), DR-SB-30-02 (240-1112-9), DR-SB-30-08 (240-1112-10), DR-SB-31-02 (240-1112-11), DR-SB-31-14 (240-1112-12), DR-SB-32-02 (240-1112-13), DR-SB-32-12 (240-1112-14), DR-SB-33-02 (240-1112-15), DR-SB-33-12 (240-1112-16), DR-SB-34-02 (240-1112-17), DR-SB-34-08 (240-1112-18), DR-SB-35-02 (240-1112-19), DR-SB-35-10 (240-1112-20).

Two surrogates are used for this analysis. The laboratory's SOP allows 1 of these surrogates to be outside acceptance criteria without performing re-extraction/re-analysis. Sample DR-SB-32-02 (240-1112-13) contained an allowable number of surrogate compounds outside limits. These results have been reported and qualified.

No other difficulties were encountered during the Polychlorinated biphenyls (PCBs) analyses. All other quality control parameters were within the acceptance limits.

METALS (ICP)

Samples DR-SB-26-02 (240-1112-1), DR-SB-26-10 (240-1112-2), DR-SB-27-02 (240-1112-3), DR-SB-27-10 (240-1112-4), DR-SB-28-02 (240-1112-5), DR-SB-28-10 (240-1112-6), DR-SB-29-02 (240-1112-7), DR-SB-29-10 (240-1112-8), DR-SB-30-02 (240-1112-9), DR-SB-30-08 (240-1112-10), DR-SB-31-02 (240-1112-11), DR-SB-31-14 (240-1112-12), DR-SB-32-02 (240-1112-13), DR-SB-32-12 (240-1112-14), DR-SB-33-02 (240-1112-15), DR-SB-33-12 (240-1112-16), DR-SB-34-02 (240-1112-17), DR-SB-34-08 (240-1112-18), DR-SB-35-02 (240-1112-19) and DR-SB-35-10 (240-1112-20) were analyzed for Metals (ICP) in accordance with EPA SW-846 Method 6010C. The samples were analyzed on 07/08/2011, 07/14/2011 and 07/15/2011.

Barium and Lead were detected in method blank MB 240-7155/1-A at levels that were above the method detection limit but below the reporting limit. The values should be considered estimates, and have been flagged "J". If the associated sample reported a result above the MDL and/or RL, the result has been "B" flagged.

Barium, Selenium and Zinc were detected in method blank MB 240-8200/1-A at levels that were above the method detection limit but below the reporting limit. The values should be considered estimates, and have been flagged "J". If the associated sample reported a result above the MDL and/or RL, the result has been "B" flagged. Refer to the QC report for details.

Zinc failed the recovery criteria high for LCS 240-7155/2-A. This analyte was biased high in the LCS and were not detected in the associated samples; therefore, the data have been reported.
Refer to the QC report for details.

Antimony failed the recovery criteria low for the MS and MSD of sample DR-SB-34-08 (240-1112-18) in batch 240-8513.

Antimony failed the recovery criteria low for the MS and MSD of sample 240-888-1 in batch 240-7831.

Refer to the QC report for details.

Sample DR-SB-29-02 (240-1112-7)[5X] required dilution prior to analysis. The reporting limits have been adjusted accordingly.

No other difficulties were encountered during the metals analyses. All other quality control parameters were within the acceptance limits.

MERCURY

Samples DR-SB-26-02 (240-1112-1), DR-SB-26-10 (240-1112-2), DR-SB-27-02 (240-1112-3), DR-SB-27-10 (240-1112-4), DR-SB-28-02 (240-1112-5), DR-SB-28-10 (240-1112-6), DR-SB-29-02 (240-1112-7), DR-SB-29-10 (240-1112-8), DR-SB-30-02 (240-1112-9), DR-SB-30-08 (240-1112-10), DR-SB-31-02 (240-1112-11), DR-SB-31-14 (240-1112-12), DR-SB-32-02 (240-1112-13), DR-SB-32-12 (240-1112-14), DR-SB-33-02 (240-1112-15), DR-SB-33-12 (240-1112-16), DR-SB-34-02 (240-1112-17), DR-SB-34-08 (240-1112-18), DR-SB-35-02 (240-1112-19) and DR-SB-35-10 (240-1112-20) were analyzed for mercury in accordance with EPA SW-846 Method 7471B. The samples were analyzed on 07/05/2011 and 07/08/2011.

No difficulties were encountered during the mercury analyses. All quality control parameters were within the acceptance limits.

PERCENT SOLIDS

Samples DR-SB-26-02 (240-1112-1), DR-SB-26-10 (240-1112-2), DR-SB-27-02 (240-1112-3), DR-SB-27-10 (240-1112-4), DR-SB-28-02 (240-1112-5), DR-SB-28-10 (240-1112-6), DR-SB-29-02 (240-1112-7), DR-SB-29-10 (240-1112-8), DR-SB-30-02 (240-1112-9), DR-SB-30-08 (240-1112-10), DR-SB-31-02 (240-1112-11), DR-SB-31-14 (240-1112-12), DR-SB-32-02 (240-1112-13), DR-SB-32-12 (240-1112-14), DR-SB-33-02 (240-1112-15), DR-SB-33-12 (240-1112-16), DR-SB-34-02 (240-1112-17), DR-SB-34-08 (240-1112-18), DR-SB-35-02 (240-1112-19) and DR-SB-35-10 (240-1112-20) were analyzed for percent solids in accordance with EPA SW846 3550C. The samples were analyzed on 06/16/2011.

No difficulties were encountered during the % solids analyses. All quality control parameters were within the acceptance limits.

METHOD SUMMARY

Client: Tetra Tech NUS Inc

Job Number: 240-1112-1

Description	Lab Location	Method	Preparation Method
Matrix Solid			
Volatile Organic Compounds (GC/MS)	TAL NC	SW846 8260B	
Closed System Purge and Trap			SW846 5035
Semivolatile Organic Compounds (GC/MS)	TAL NC	SW846 8270D	
Soxhlet Extraction			SW846 3540C
Nonhalogenated Organics using GC/FID -Modified (Diesel Range Organics)	TAL NC	SW846 8015C	
Soxhlet Extraction			SW846 3540C
Polychlorinated Biphenyls (PCBs) by Gas Chromatography	TAL NC	SW846 8082A	
Soxhlet Extraction			SW846 3540C
Metals (ICP)	TAL NC	SW846 6010C	
Preparation, Metals			SW846 3050B
Mercury in Solid or Semisolid Waste (Manual Cold Vapor Technique)	TAL NC	SW846 7471B	
Preparation, Mercury			SW846 7471B
Percent Moisture	TAL NC	EPA Moisture	
Nonhalogenated Organics using GC/FID -Modified (Gasoline Range Organics)	TAL CHI	SW846 8015C	
Purge and Trap	TAL CHI		SW846 5030C
Nonhalogenated Organics using GC/FID -Modified (Gasoline Range Organics)	TAL CHI	SW846 8015C	
Closed System Purge and Trap			SW846 5035

Lab References:

TAL CHI = TestAmerica Chicago

TAL NC = TestAmerica North Canton

Method References:

EPA = US Environmental Protection Agency

SW846 = "Test Methods For Evaluating Solid Waste, Physical/Chemical Methods", Third Edition, November 1986 And Its Updates.

Chain of Custody Record

TestAmerica
THE LEADER IN ENVIRONMENTAL TESTING

TestAmerica Laboratory location: _____
Regulatory program: ☐ DW ☐ NPDES ☐ RCRA ☐ Other _____

TestAmerica Laboratories, Inc.

Client Contact				
Company Name: Tetra Tech	Client Project Manager: Dev Murali	Site Contact: Stu Cameron	Lab Contact: Pat O'Meara	COC No: 007044
Address: 20251 Century Blvd Ste 200	Telephone: (301)528-5552	Telephone: (703)342-8389	Telephone: (330)497-9396	1 of 2 COCs
City/State/Zip: Germantown MD, 20874	Email: Dev.Murali@tetratech.com	Analysis Turnaround Time (in BUS days)	Analyses	For lab use only
Phone: (301)528-5552		TAT if different from below _____ ☐ 3 weeks ☐ 2 weeks ☐ 1 week ☐ 2 days ☐ 1 day		Walk in client ☐ Lab pickup ☐ Lab sampling ☐
Project Name: Compass Rose + Runway	Method of Shipment/Carrier:			
Project Number: 1121C03279	Shipping/Tracking No:			Job/SDG No:
PO#				

Matrix: Air, Aqueous, Sediment, Solid, Other:
Containers & Preservatives: H2SO4, HNO3, HCl, NaOH, ZnAc/NaOH, Unpres, Other: Methyl Ethyl Ketone, Filtered Sample (Y/N), Composite-C / Grab-G

Sample Identification	Sample Date	Sample Time	Air	Aqueous	Sediment	Solid	Other:	H2SO4	HNO3	HCl	NaOH	ZnAc/NaOH	Unpres	Other: Methyl Ethyl Ketone	Filtered Sample (Y/N)	Composite-C / Grab-G	VOCs	SVOCs	PCBs	Metals	Mercury	GRO	DRO				Sample Specific Notes / Special Instructions:
DR-SB-26-02	6/13/11	2302			X								3	3	N	C	X	X	X	X	X	X	X				
DR-SB-26-10		2305																									
DR-SB-27-02		2335																									
DR-SB-27-10		2345																									
DR-SB-28-02		2341																									
DR-SB-28-10		2345																									
DR-SB-29-02		2350																									
DR-SB-29-10		2355																									
DR-SB-30-02	6/14/11	0050																									
DR-SB-30-08	6/14/11	0055																									

Possible Hazard Identification: ☒ Non-Hazard ☐ Flammable ☐ Skin Irritant ☐ Poison B ☐ Unknown

Sample Disposal (A fee may be assessed if samples are retained longer than 1 month): ☐ Return to Client ☒ Disposal By Lab ☐ Archive For _____ Months

Special Instructions/QC Requirements & Comments:

Relinquished by:	Company:	Date/Time:	Received by:	Company:	Date/Time:
Walt Rose	Tetra	6-14-11 / 1610	M Hocker	Test America	6-14-11 1610
M Hocker	Test America	6-14-11 1652			
			Received in Laboratory by: Terry Burns	TA	6/15/11 930

©2006, TestAmerica Laboratories, Inc. All rights reserved.
TestAmerica & Design ™ are trademarks of TestAmerica Laboratories, Inc.

TAL 0018-1 (04/10)

Chain of Custody Record

TestAmerica
THE LEADER IN ENVIRONMENTAL TESTING

TestAmerica Laboratory location: _____
Regulatory program: ☐ DW ☐ NPDES ☐ RCRA ☐ Other _____

TestAmerica Laboratories, Inc.

Client Contact				
Company Name: Tetra Tech	Client Project Manager: Dev Murali	Site Contact: Stu Cameron	Lab Contact: Pat O'Meara	COC No: 007045
Address: 20251 Century Blvd Ste 200	Telephone: (301) 528-5552	Telephone: (703) 342-8389	Telephone: (330) 497-9396	2 of 2 COCs
City/State/Zip: Germantown MD 20874	Email: Dev.Murali@Tetratech.com	Analysis Turnaround Time (in BUS days)	Analyses	For lab use only
Phone: (301) 528-5552		TAT if different from below _____		Walk-in client: ☐
Project Name: Compass Rose & Runway	Method of Shipment/Carrier:	☐ 3 weeks ☐ 2 weeks ☐ 1 week ☐ 2 days ☐ 1 day		Lab pickup: ☐
Project Number: 1121C03259	Shipping/Tracking No:			Lab sampling: ☐
PO#				Job/SDG No:

Sample Identification	Sample Date	Sample Time	Matrix: Air	Aqueous	Sediment	Solid	Other:	Containers & Preservatives: H2SO4	HNO3	HCl	NaOH	ZnAc/NaOH	Unpres	Other: MeOH	Filtered Sample (Y/N)	Composite (C) / Grab (G)	VOCs	SVOCs	PCBs	Metals	Mercury	GRO	DRO	Sample Specific Notes / Special Instructions:
DR-SB-31-~~14~~02	6/14/11	~~1418~~ 0918			X								3	3	N	G	X	X	X	X	X	X	X	
DR-SB-31-~~20~~14	6/14/11	~~1420~~ 0914																						
DR-SB-32-02		~~0932~~ 0154																						
DR-SB-32-~~08~~12		~~0940~~ 0200																						
DR-SB-33-02		0114																						
DR-SB-33-12		0118																						
DR-SB-34-02		0132																						
DR-SB-34-08		0140																						
DR-SB-35-02		0200																						
DR-SB-35-10		0205																						

Possible Hazard Identification
☒ Non-Hazard ☐ Flammable ☐ Skin Irritant ☐ Poison B ☐ Unknown

Sample Disposal (A fee may be assessed if samples are retained longer than 1 month)
☐ Return to Client ☒ Disposal By Lab ☐ Archive For _____ Months

Special Instructions/QC Requirements & Comments:

Relinquished by:	Company: Tetra	Date/Time: 6-14-11 / 1610	Received by: M Rocker	Company: TestAmerica	Date/Time: 6-14-11 1610
Relinquished by: M Rocker	Company: TestAmerica	Date/Time: 6-14-11 1652	Received by:	Company:	Date/Time:
Relinquished by:	Company:	Date/Time:	Received in Laboratory by: Terry Burns	Company: TA	Date/Time: 6/15/11 930

©2008, TestAmerica Laboratories, Inc. All rights reserved.
TestAmerica & Design ™ are trademarks of TestAmerica Laboratories, Inc.

TAL 0018- 1 (04/10)

TestAmerica Cooler Receipt Form/Narrative **Lot Number:** #1112
North Canton Facility

Client Tetra Tech Project Compass By Derry Burns (Signature)
Cooler Received on 6/15/11 Opened on 6/15/11
FedEx ☒ UPS ☐ DHL ☐ FAS ☐ Stetson ☐ Client Drop Off ☐ TestAmerica Courier ☐ Other _____
TestAmerica Cooler # _____ Multiple Coolers ☒ Foam Box ☐ Client Cooler ☐ Other _____

1. Were custody seals on the outside of the cooler(s)? Yes ☒ No ☐ Intact? Yes ☒ No ☐ NA ☐
   If YES, Quantity 1 each Quantity Unsalvageable _____
   Were custody seals on the outside of cooler(s) signed and dated? Yes ☒ No ☐ NA ☐
   Were custody seals on the bottle(s)? Yes ☐ No ☒
   If YES, are there any exceptions? _____
2. Shippers' packing slip attached to the cooler(s)? Yes ☒ No ☐
3. Did custody papers accompany the sample(s)? Yes ☒ No ☐ Relinquished by client? Yes ☒ No ☐
4. Were the custody papers signed in the appropriate place? Yes ☒ No ☐
5. Packing material used: Bubble Wrap ☒ Foam ☐ None ☐ Other _____
6. Cooler temperature upon receipt _____ °C See back of form for multiple coolers/temps ☒
   METHOD: IR ☒ Other ☐ _____
   COOLANT: Wet Ice ☒ Blue Ice ☐ Dry Ice ☐ Water ☐ None ☐
7. Did all bottles arrive in good condition (Unbroken)? Yes ☒ No ☐
8. Could all bottle labels be reconciled with the COC? Yes ☒ No ☐
9. Were sample(s) at the correct pH upon receipt? Yes ☐ No ☐ NA ☒
10. Were correct bottle(s) used for the test(s) indicated? Yes ☒ No ☐
11. Were air bubbles >6 mm in any VOA vials? Yes ☐ No ☐ NA ☒
12. Sufficient quantity received to perform indicated analyses? Yes ☒ No ☐
13. Was a trip blank present in the cooler(s)? Yes ☐ No ☒ Were VOAs on the COC? Yes ☐ No ☒

Contacted PM _____ Date _____ by _____ via Verbal ☐ Voice Mail ☐ Other ☐
Concerning _____

14. CHAIN OF CUSTODY

The following discrepancies occurred:

15. SAMPLE CONDITION

Sample(s) _____ were received after the recommended holding time had expired.
Sample(s) _____ were received in a broken container.
Sample(s) _____ were received with bubble >6 mm in diameter. (Notify PM)

16. SAMPLE PRESERVATION

Sample(s) _____ were further preserved in Sample Receiving to meet recommended pH level(s). *Nitric Acid Lot#* 100110-HNO_3; *Sulfuric Acid Lot#* 110410-H_2SO_4; *Sodium Hydroxide Lot#* 100108 -*NaOH; Hydrochloric Acid Lot#* 092006-*HCl; Sodium Hydroxide and Zinc Acetate Lot#* 100108-$(CH_3COO)_2ZN/NaOH$. What time was preservative added to sample(s)? _____

Client ID	pH	Date	Initials

TestAmerica Cooler Receipt Form/Narrative
North Canton Facility

Client ID	pH	Date	Initials

Login Sample Receipt Checklist

Client: Tetra Tech NUS Inc

Job Number: 240-1112-1

Login Number: 1112
List Number: 1
Creator: Maddux, Ann

List Source: TestAmerica North Canton

Question	Answer	Comment
Radioactivity either was not measured or, if measured, is at or below background	N/A	
The cooler's custody seal, if present, is intact.	True	
The cooler or samples do not appear to have been compromised or tampered with.	True	
Samples were received on ice.	True	
Cooler Temperature is acceptable.	True	
Cooler Temperature is recorded.	True	2.7, 3.2
COC is present.	True	
COC is filled out in ink and legible.	True	
COC is filled out with all pertinent information.	True	
Is the Field Sampler's name present on COC?	True	
There are no discrepancies between the sample IDs on the containers and the COC.	True	
Samples are received within Holding Time.	True	
Sample containers have legible labels.	True	
Containers are not broken or leaking.	True	
Sample collection date/times are provided.	True	
Appropriate sample containers are used.	True	
Sample bottles are completely filled.	True	
Sample Preservation Verified.	True	
There is sufficient vol. for all requested analyses, incl. any requested MS/MSDs	True	
VOA sample vials do not have headspace or bubble is <6mm (1/4") in diameter.	True	
Multiphasic samples are not present.	True	
Samples do not require splitting or compositing.	True	
Residual Chlorine Checked.	N/A	

Login Sample Receipt Checklist

Client: Tetra Tech NUS Inc

Job Number: 240-1112-1

Login Number: 1112
List Number: 1
Creator: Kelsey, Shawn M

List Source: TestAmerica Chicago
List Creation: 06/17/11 12:17 PM

Question	Answer	Comment
Radioactivity either was not measured or, if measured, is at or below background	True	
The cooler's custody seal, if present, is intact.	True	
The cooler or samples do not appear to have been compromised or tampered with.	True	
Samples were received on ice.	True	
Cooler Temperature is acceptable.	True	
Cooler Temperature is recorded.	True	
COC is present.	True	
COC is filled out in ink and legible.	True	
COC is filled out with all pertinent information.	True	
Is the Field Sampler's name present on COC?	True	
There are no discrepancies between the sample IDs on the containers and the COC.	True	
Samples are received within Holding Time.	True	
Sample containers have legible labels.	True	
Containers are not broken or leaking.	True	
Sample collection date/times are provided.	True	
Appropriate sample containers are used.	True	
Sample bottles are completely filled.	True	
Sample Preservation Verified.	True	
There is sufficient vol. for all requested analyses, incl. any requested MS/MSDs	True	
VOA sample vials do not have headspace or bubble is <6mm (1/4") in diameter.	True	
Multiphasic samples are not present.	True	
Samples do not require splitting or compositing.	True	
Residual Chlorine Checked.	True	

HOLDTIM

PROJ_NO 03328

SDG	SORT	UNITS	NSAMPLE	LAB_ID	QC_TYPE	SAMP_DATE	EXTR_DATE	ANAL_DATE	SMP_EXTR	EXTR_ANL	SMP_ANL
240-1028-1	HG	MG/KG	DR-TP-A46-06	240-1028-3	NM	06/10/2011	07/01/2011	07/05/2011	21	4	25
240-1028-1	HG	MG/KG	DR-TP-A47-10	240-1028-1	NM	06/10/2011	07/01/2011	07/05/2011	21	4	25
240-1028-1	HG	MG/KG	DR-TP-A45-08	240-1028-2	NM	06/10/2011	07/01/2011	07/05/2011	21	4	25
240-1028-1	HG	MG/KG	DR-TP-A48-04	240-1028-4	NM	06/10/2011	07/01/2011	07/05/2011	21	4	25
240-1112-1	HG	MG/KG	DR-SB-34-02	240-1112-17	NM	06/14/2011	07/06/2011	07/08/2011	22	2	24
240-1112-1	HG	MG/KG	DR-SB-29-10	240-1112-8	NM	06/13/2011	07/06/2011	07/08/2011	23	2	25
240-1112-1	HG	MG/KG	DR-SB-30-02	240-1112-9	NM	06/14/2011	07/06/2011	07/08/2011	22	2	24
240-1112-1	HG	MG/KG	DR-SB-28-02	240-1112-5	NM	06/13/2011	07/06/2011	07/08/2011	23	2	25
240-1112-1	HG	MG/KG	DR-SB-28-10	240-1112-6	NM	06/13/2011	07/06/2011	07/08/2011	23	2	25
240-1112-1	HG	MG/KG	DR-SB-33-02	240-1112-15	NM	06/14/2011	07/06/2011	07/08/2011	22	2	24
240-1112-1	HG	MG/KG	DR-SB-32-12	240-1112-14	NM	06/14/2011	07/06/2011	07/08/2011	22	2	24
240-1112-1	HG	MG/KG	DR-SB-32-02	240-1112-13	NM	06/14/2011	07/06/2011	07/08/2011	22	2	24
240-1112-1	HG	MG/KG	DR-SB-27-02	240-1112-3	NM	06/13/2011	07/01/2011	07/05/2011	18	4	22
240-1112-1	HG	MG/KG	DR-SB-34-08	240-1112-18	NM	06/14/2011	07/06/2011	07/08/2011	22	2	24
240-1112-1	HG	MG/KG	DR-SB-31-02	240-1112-11	NM	06/14/2011	07/06/2011	07/08/2011	22	2	24
240-1112-1	HG	MG/KG	DR-SB-30-08	240-1112-10	NM	06/14/2011	07/06/2011	07/08/2011	22	2	24

SDG	SORT	UNITS	NSAMPLE	LAB_ID	QC_TYPE	SAMP_DATE	EXTR_DATE	ANAL_DATE	SMP_EXTR	EXTR_ANL	SMP_ANL
240-1112-1	HG	MG/KG	DR-SB-29-02	240-1112-7	NM	06/13/2011	07/06/2011	07/08/2011	23	2	25
240-1112-1	HG	MG/KG	DR-SB-35-10	240-1112-20	NM	06/14/2011	07/06/2011	07/08/2011	22	2	24
240-1112-1	HG	MG/KG	DR-SB-31-14	240-1112-12	NM	06/14/2011	07/06/2011	07/08/2011	22	2	24
240-1112-1	HG	MG/KG	DR-SB-27-10	240-1112-4	NM	06/13/2011	07/06/2011	07/08/2011	23	2	25
240-1112-1	HG	MG/KG	DR-SB-35-02	240-1112-19	NM	06/14/2011	07/06/2011	07/08/2011	22	2	24
240-1112-1	HG	MG/KG	DR-SB-33-12	240-1112-16	NM	06/14/2011	07/06/2011	07/08/2011	22	2	24
240-1112-1	HG	MG/KG	DR-SB-26-10	240-1112-2	NM	06/13/2011	07/01/2011	07/05/2011	18	4	22
240-1112-1	HG	MG/KG	DR-SB-26-02	240-1112-1	NM	06/13/2011	07/01/2011	07/05/2011	18	4	22
240-1564-1	HG	UG/L	MSA-MW-39S-062811	240-1564-1	NM	06/28/2011	07/12/2011	07/13/2011	14	1	15
240-1564-1	HG	UG/L	MSA-MW30I-062911	240-1591-2	NM	06/29/2011	07/12/2011	07/13/2011	13	1	14
240-1564-1	HG	UG/L	MSA-MW38S-062911	240-1591-1	NM	06/29/2011	07/12/2011	07/13/2011	13	1	14
240-1564-1	HG	UG/L	MSA-MW-35S-062811	240-1564-2	NM	06/28/2011	07/12/2011	07/13/2011	14	1	15
240-1564-1	HG	UG/L	MSA-MW-37S-062811	240-1564-3	NM	06/28/2011	07/12/2011	07/13/2011	14	1	15
240-1702-1	HG	UG/L	MSA-MW36S-070511	240-1702-1	NM	07/05/2011	07/14/2011	07/15/2011	9	1	10
240-1028-1	M	MG/KG	DR-TP-A48-04	240-1028-4	NM	06/10/2011	07/01/2011	07/08/2011	21	7	28
240-1028-1	M	MG/KG	DR-TP-A47-10	240-1028-1	NM	06/10/2011	07/01/2011	07/08/2011	21	7	28
240-1028-1	M	MG/KG	DR-TP-A46-06	240-1028-3	NM	06/10/2011	07/01/2011	07/08/2011	21	7	28
240-1028-1	M	MG/KG	DR-TP-A45-08	240-1028-2	NM	06/10/2011	07/01/2011	07/08/2011	21	7	28
240-1112-1	M	MG/KG	DR-SB-33-12	240-1112-16	NM	06/14/2011	07/05/2011	07/08/2011	21	3	24

SDG	SORT	UNITS	NSAMPLE	LAB_ID	QC_TYPE	SAMP_DATE	EXTR_DATE	ANAL_DATE	SMP_EXTR	EXTR_ANL	SMP_ANL
240-1112-1	M	MG/KG	DR-SB-33-12	240-1112-16	NM	06/14/2011	07/11/2011	07/14/2011	27	3	30
240-1112-1	M	MG/KG	DR-SB-27-02	240-1112-3	NM	06/13/2011	07/11/2011	07/14/2011	28	3	31
240-1112-1	M	MG/KG	DR-SB-26-10	240-1112-2	NM	06/13/2011	07/11/2011	07/14/2011	28	3	31
240-1112-1	M	MG/KG	DR-SB-26-10	240-1112-2	NM	06/13/2011	07/05/2011	07/08/2011	22	3	25
240-1112-1	M	MG/KG	DR-SB-27-02	240-1112-3	NM	06/13/2011	07/05/2011	07/08/2011	22	3	25
240-1112-1	M	MG/KG	DR-SB-29-10	240-1112-8	NM	06/13/2011	07/05/2011	07/08/2011	22	3	25
240-1112-1	M	MG/KG	DR-SB-31-14	240-1112-12	NM	06/14/2011	07/05/2011	07/08/2011	21	3	24
240-1112-1	M	MG/KG	DR-SB-31-02	240-1112-11	NM	06/14/2011	07/11/2011	07/14/2011	27	3	30
240-1112-1	M	MG/KG	DR-SB-32-02	240-1112-13	NM	06/14/2011	07/05/2011	07/08/2011	21	3	24
240-1112-1	M	MG/KG	DR-SB-31-02	240-1112-11	NM	06/14/2011	07/05/2011	07/08/2011	21	3	24
240-1112-1	M	MG/KG	DR-SB-30-08	240-1112-10	NM	06/14/2011	07/05/2011	07/08/2011	21	3	24
240-1112-1	M	MG/KG	DR-SB-32-02	240-1112-13	NM	06/14/2011	07/11/2011	07/14/2011	27	3	30
240-1112-1	M	MG/KG	DR-SB-33-02	240-1112-15	NM	06/14/2011	07/05/2011	07/08/2011	21	3	24
240-1112-1	M	MG/KG	DR-SB-30-02	240-1112-9	NM	06/14/2011	07/05/2011	07/08/2011	21	3	24
240-1112-1	M	MG/KG	DR-SB-27-10	240-1112-4	NM	06/13/2011	07/05/2011	07/08/2011	22	3	25
240-1112-1	M	MG/KG	DR-SB-32-12	240-1112-14	NM	06/14/2011	07/05/2011	07/08/2011	21	3	24
240-1112-1	M	MG/KG	DR-SB-29-02	240-1112-7	NM	06/13/2011	07/11/2011	07/15/2011	28	4	32
240-1112-1	M	MG/KG	DR-SB-29-02	240-1112-7	NM	06/13/2011	07/05/2011	07/08/2011	22	3	25
240-1112-1	M	MG/KG	DR-SB-28-10	240-1112-6	NM	06/13/2011	07/05/2011	07/08/2011	22	3	25

SDG	SORT	UNITS	NSAMPLE	LAB_ID	QC_TYPE	SAMP_DATE	EXTR_DATE	ANAL_DATE	SMP_EXTR	EXTR_ANL	SMP_ANL
240-1112-1	M	MG/KG	DR-SB-28-02	240-1112-5	NM	06/13/2011	07/11/2011	07/14/2011	28	3	31
240-1112-1	M	MG/KG	DR-SB-33-02	240-1112-15	NM	06/14/2011	07/11/2011	07/14/2011	27	3	30
240-1112-1	M	MG/KG	DR-SB-30-02	240-1112-9	NM	06/14/2011	07/11/2011	07/14/2011	27	3	30
240-1112-1	M	MG/KG	DR-SB-26-02	240-1112-1	NM	06/13/2011	07/11/2011	07/14/2011	28	3	31
240-1112-1	M	MG/KG	DR-SB-28-02	240-1112-5	NM	06/13/2011	07/05/2011	07/08/2011	22	3	25
240-1112-1	M	MG/KG	DR-SB-34-08	240-1112-18	NM	06/14/2011	07/13/2011	07/15/2011	29	2	31
240-1112-1	M	MG/KG	DR-SB-34-02	240-1112-17	NM	06/14/2011	07/11/2011	07/14/2011	27	3	30
240-1112-1	M	MG/KG	DR-SB-34-02	240-1112-17	NM	06/14/2011	07/05/2011	07/08/2011	21	3	24
240-1112-1	M	MG/KG	DR-SB-35-10	240-1112-20	NM	06/14/2011	07/13/2011	07/15/2011	29	2	31
240-1112-1	M	MG/KG	DR-SB-26-02	240-1112-1	NM	06/13/2011	07/05/2011	07/08/2011	22	3	25
240-1112-1	M	MG/KG	DR-SB-35-02	240-1112-19	NM	06/14/2011	07/13/2011	07/15/2011	29	2	31
240-1564-1	M	UG/L	MSA-MW38S-062911	240-1591-1	NM	06/29/2011	07/12/2011	08/04/2011	13	23	36
240-1564-1	M	UG/L	MSA-MW-35S-062811	240-1564-2	NM	06/28/2011	07/12/2011	08/04/2011	14	23	37
240-1564-1	M	UG/L	MSA-MW30I-062911	240-1591-2	NM	06/29/2011	07/12/2011	08/04/2011	13	23	36
240-1564-1	M	UG/L	MSA-MW-39S-062811	240-1564-1	NM	06/28/2011	07/12/2011	08/04/2011	14	23	37
240-1564-1	M	UG/L	MSA-MW-37S-062811	240-1564-3	NM	06/28/2011	07/12/2011	08/04/2011	14	23	37
240-1702-1	M	UG/L	MSA-MW36S-070511	240-1702-1	NM	07/05/2011	07/13/2011	07/30/2011	8	17	25
240-1702-1	M	UG/L	MSA-MW36S-070511	240-1702-1	NM	07/05/2011	07/13/2011	08/04/2011	8	22	30
240-1564-1	HGF	UG/L	MSA-MW-39S-062811	240-1564-1	NM	06/28/2011	07/12/2011	07/13/2011	14	1	15

SDG	SORT	UNITS	NSAMPLE	LAB_ID	QC_TYPE	SAMP_DATE	EXTR_DATE	ANAL_DATE	SMP_EXTR	EXTR_ANL	SMP_ANL
240-1564-1	HGF	UG/L	MSA-MW38S-062911	240-1591-1	NM	06/29/2011	07/12/2011	07/13/2011	13	1	14
240-1564-1	HGF	UG/L	MSA-MW-37S-062811	240-1564-3	NM	06/28/2011	07/12/2011	07/13/2011	14	1	15
240-1564-1	HGF	UG/L	MSA-MW-35S-062811	240-1564-2	NM	06/28/2011	07/12/2011	07/13/2011	14	1	15
240-1564-1	HGF	UG/L	MSA-MW30I-062911	240-1591-2	NM	06/29/2011	07/12/2011	07/13/2011	13	1	14
240-1702-1	HGF	UG/L	MSA-MW36S-070511	240-1702-1	NM	07/05/2011	07/14/2011	07/15/2011	9	1	10
240-1564-1	MF	UG/L	MSA-MW-39S-062811	240-1564-1	NM	06/28/2011	07/12/2011	08/04/2011	14	23	37
240-1564-1	MF	UG/L	MSA-MW-35S-062811	240-1564-2	NM	06/28/2011	07/12/2011	08/04/2011	14	23	37
240-1564-1	MF	UG/L	MSA-MW30I-062911	240-1591-2	NM	06/29/2011	07/13/2011	08/04/2011	14	22	36
240-1564-1	MF	UG/L	MSA-MW-37S-062811	240-1564-3	NM	06/28/2011	07/12/2011	08/04/2011	14	23	37
240-1564-1	MF	UG/L	MSA-MW38S-062911	240-1591-1	NM	06/29/2011	07/13/2011	08/04/2011	14	22	36
240-1702-1	MF	UG/L	MSA-MW36S-070511	240-1702-1	NM	07/05/2011	07/13/2011	08/04/2011	8	22	30
240-1702-1	MF	UG/L	MSA-MW36S-070511	240-1702-1	NM	07/05/2011	07/13/2011	07/30/2011	8	17	25
240-1564-1	PCL	UG/L	MSA-MW38S-062911	240-1591-1	NM	06/29/2011	07/19/2011	07/19/2011	20	0	20
240-1564-1	PCL	UG/L	MSA-MW30I-062911	240-1591-2	NM	06/29/2011	07/19/2011	07/19/2011	20	0	20
240-1564-1	PCL	UG/L	MSA-MW-35S-062811	240-1564-2	NM	06/28/2011	07/19/2011	07/19/2011	21	0	21
240-1564-1	PCL	UG/L	MSA-MW-39S-062811	240-1564-1	NM	06/28/2011	07/19/2011	07/19/2011	21	0	21
240-1564-1	PCL	UG/L	MSA-MW-37S-062811	240-1564-3	NM	06/28/2011	07/19/2011	07/19/2011	21	0	21
240-1702-1	PCL	UG/L	MSA-MW36S-070511	240-1702-1	NM	07/05/2011	07/19/2011	07/19/2011	14	0	14
240-1028-1	OS	UG/KG	DR-TP-A45-08	240-1028-2	NM	06/10/2011	06/23/2011	07/07/2011	13	14	27

SDG	SORT	UNITS	NSAMPLE	LAB_ID	QC_TYPE	SAMP_DATE	EXTR_DATE	ANAL_DATE	SMP_EXTR	EXTR_ANL	SMP_ANL
240-1028-1	OS	UG/KG	DR-TP-A47-10	240-1028-1	NM	06/10/2011	06/23/2011	07/07/2011	13	14	27
240-1028-1	OS	UG/KG	DR-TP-A48-04	240-1028-4	NM	06/10/2011	06/23/2011	07/07/2011	13	14	27
240-1028-1	OS	UG/KG	DR-TP-A46-06	240-1028-3	NM	06/10/2011	06/23/2011	07/07/2011	13	14	27
240-1112-1	OS	UG/KG	DR-SB-28-02	240-1112-5	NM	06/13/2011	06/25/2011	07/13/2011	12	18	30
240-1112-1	OS	UG/KG	DR-SB-28-10	240-1112-6	NM	06/13/2011	06/25/2011	07/18/2011	12	23	35
240-1112-1	OS	UG/KG	DR-SB-31-14	240-1112-12	NM	06/14/2011	06/25/2011	07/18/2011	11	23	34
240-1112-1	OS	UG/KG	DR-SB-33-02	240-1112-15	NM	06/14/2011	06/27/2011	07/06/2011	13	9	22
240-1112-1	OS	UG/KG	DR-SB-31-02	240-1112-11	NM	06/14/2011	06/25/2011	07/18/2011	11	23	34
240-1112-1	OS	UG/KG	DR-SB-30-08	240-1112-10	NM	06/14/2011	06/25/2011	07/18/2011	11	23	34
240-1112-1	OS	UG/KG	DR-SB-26-02	240-1112-1	NM	06/13/2011	06/24/2011	07/13/2011	11	19	30
240-1112-1	OS	UG/KG	DR-SB-27-10	240-1112-4	NM	06/13/2011	06/25/2011	07/18/2011	12	23	35
240-1112-1	OS	UG/KG	DR-SB-29-02	240-1112-7	NM	06/13/2011	06/25/2011	07/13/2011	12	18	30
240-1112-1	OS	UG/KG	DR-SB-27-02	240-1112-3	NM	06/13/2011	06/25/2011	07/13/2011	12	18	30
240-1112-1	OS	UG/KG	DR-SB-30-02	240-1112-9	NM	06/14/2011	06/25/2011	07/18/2011	11	23	34
240-1112-1	OS	UG/KG	DR-SB-29-10	240-1112-8	NM	06/13/2011	06/25/2011	07/18/2011	12	23	35
240-1112-1	OS	UG/KG	DR-SB-26-10	240-1112-2	NM	06/13/2011	06/24/2011	07/13/2011	11	19	30
240-1112-1	OS	UG/KG	DR-SB-32-12	240-1112-14	NM	06/14/2011	06/25/2011	07/18/2011	11	23	34
240-1112-1	OS	UG/KG	DR-SB-32-02	240-1112-13	NM	06/14/2011	06/25/2011	07/18/2011	11	23	34
240-1112-1	OS	UG/KG	DR-SB-33-12	240-1112-16	NM	06/14/2011	06/27/2011	07/06/2011	13	9	22

SDG	SORT	UNITS	NSAMPLE	LAB_ID	QC_TYPE	SAMP_DATE	EXTR_DATE	ANAL_DATE	SMP_EXTR	EXTR_ANL	SMP_ANL
240-1112-1	OS	UG/KG	DR-SB-34-02	240-1112-17	NM	06/14/2011	06/27/2011	07/06/2011	13	9	22
240-1112-1	OS	UG/KG	DR-SB-34-08	240-1112-18	NM	06/14/2011	06/27/2011	07/03/2011	13	6	19
240-1112-1	OS	UG/KG	DR-SB-35-02	240-1112-19	NM	06/14/2011	06/27/2011	07/03/2011	13	6	19
240-1112-1	OS	UG/KG	DR-SB-35-10	240-1112-20	NM	06/14/2011	06/27/2011	07/03/2011	13	6	19
240-1564-1	OS	UG/L	MSA-MW38S-062911	240-1591-1	NM	06/29/2011	07/01/2011	07/16/2011	2	15	17
240-1564-1	OS	UG/L	MSA-MW-39S-062811	240-1564-1	NM	06/28/2011	07/02/2011	07/17/2011	4	15	19
240-1564-1	OS	UG/L	MSA-MW-37S-062811	240-1564-3	NM	06/28/2011	07/02/2011	07/17/2011	4	15	19
240-1564-1	OS	UG/L	MSA-MW-35S-062811	240-1564-2	NM	06/28/2011	07/02/2011	07/17/2011	4	15	19
240-1564-1	OS	UG/L	MSA-MW30I-062911	240-1591-2	NM	06/29/2011	07/01/2011	07/21/2011	2	20	22
240-1702-1	OS	UG/L	MSA-MW36S-070511	240-1702-1	NM	07/05/2011	07/08/2011	07/23/2011	3	15	18
240-1028-1	OV	UG/KG	DR-TP-A45-08	240-1028-2	NM	06/11/2011	06/11/2011	06/21/2011	0	10	10
240-1028-1	OV	UG/KG	DR-TP-A46-06	240-1028-3	NM	06/11/2011	06/11/2011	06/21/2011	0	10	10
240-1028-1	OV	UG/KG	DR-TP-A47-10	240-1028-1	NM	06/11/2011	06/11/2011	06/21/2011	0	10	10
240-1028-1	OV	UG/KG	DR-TP-A48-04	240-1028-4	NM	06/11/2011	06/11/2011	06/21/2011	0	10	10
240-1112-1	OV	UG/KG	DR-SB-33-02	240-1112-15	NM	06/15/2011	06/15/2011	06/27/2011	0	12	12
240-1112-1	OV	UG/KG	DR-SB-29-10	240-1112-8	NM	06/15/2011	06/15/2011	06/27/2011	0	12	12
240-1112-1	OV	UG/KG	DR-SB-34-02	240-1112-17	NM	06/15/2011	06/15/2011	06/27/2011	0	12	12
240-1112-1	OV	UG/KG	DR-SB-27-02	240-1112-3	NM	06/15/2011	06/15/2011	06/27/2011	0	12	12
240-1112-1	OV	UG/KG	DR-SB-26-02	240-1112-1	NM	06/15/2011	06/15/2011	06/27/2011	0	12	12

SDG	SORT	UNITS	NSAMPLE	LAB_ID	QC_TYPE	SAMP_DATE	EXTR_DATE	ANAL_DATE	SMP_EXTR	EXTR_ANL	SMP_ANL
240-1112-1	OV	UG/KG	DR-SB-32-12	240-1112-14	NM	06/15/2011	06/15/2011	06/27/2011	0	12	12
240-1112-1	OV	UG/KG	DR-SB-34-08	240-1112-18	NM	06/15/2011	06/15/2011	06/27/2011	0	12	12
240-1112-1	OV	UG/KG	DR-SB-29-02	240-1112-7	NM	06/15/2011	06/15/2011	06/27/2011	0	12	12
240-1112-1	OV	UG/KG	DR-SB-30-08	240-1112-10	NM	06/15/2011	06/15/2011	06/27/2011	0	12	12
240-1112-1	OV	UG/KG	DR-SB-26-10	240-1112-2	NM	06/15/2011	06/15/2011	06/27/2011	0	12	12
240-1112-1	OV	UG/KG	DR-SB-35-02	240-1112-19	NM	06/15/2011	06/15/2011	06/27/2011	0	12	12
240-1112-1	OV	UG/KG	DR-SB-30-02	240-1112-9	NM	06/15/2011	06/15/2011	06/27/2011	0	12	12
240-1112-1	OV	UG/KG	DR-SB-31-02	240-1112-11	NM	06/15/2011	06/15/2011	06/27/2011	0	12	12
240-1112-1	OV	UG/KG	DR-SB-28-02	240-1112-5	NM	06/15/2011	06/15/2011	06/27/2011	0	12	12
240-1112-1	OV	UG/KG	DR-SB-27-10	240-1112-4	NM	06/23/2011	06/23/2011	06/27/2011	0	4	4
240-1112-1	OV	UG/KG	DR-SB-32-02	240-1112-13	NM	06/15/2011	06/15/2011	06/27/2011	0	12	12
240-1112-1	OV	UG/KG	DR-SB-33-12	240-1112-16	NM	06/15/2011	06/15/2011	06/27/2011	0	12	12
240-1112-1	OV	UG/KG	DR-SB-31-14	240-1112-12	NM	06/23/2011	06/23/2011	06/27/2011	0	4	4
240-1112-1	OV	UG/KG	DR-SB-28-10	240-1112-6	NM	06/15/2011	06/15/2011	06/27/2011	0	12	12
240-1112-1	OV	UG/KG	DR-SB-35-10	240-1112-20	NM	06/15/2011	06/15/2011	06/28/2011	0	13	13
240-1564-1	OV	UG/L	TB-062911	240-1591-3	NM	06/29/2011	07/07/2011	07/07/2011	8	0	8
240-1564-1	OV	UG/L	TB-062911	240-1591-3	TB	06/29/2011	07/07/2011	07/07/2011	8	0	8
240-1564-1	OV	UG/L	TB-062811	240-1564-4	NM	06/28/2011	07/06/2011	07/06/2011	8	0	8
240-1564-1	OV	UG/L	MSA-MW38S-062911	240-1591-1	NM	06/29/2011	07/06/2011	07/06/2011	7	0	7

SDG	SORT	UNITS	NSAMPLE	LAB_ID	QC_TYPE	SAMP_DATE	EXTR_DATE	ANAL_DATE	SMP_EXTR	EXTR_ANL	SMP_ANL
240-1564-1	OV	UG/L	MSA-MW-39S-062811	240-1564-1	NM	06/28/2011	07/06/2011	07/06/2011	8	0	8
240-1564-1	OV	UG/L	MSA-MW30I-062911	240-1591-2	NM	06/29/2011	07/06/2011	07/06/2011	7	0	7
240-1564-1	OV	UG/L	MSA-MW-37S-062811	240-1564-3	NM	06/28/2011	07/06/2011	07/06/2011	8	0	8
240-1564-1	OV	UG/L	MSA-MW-35S-062811	240-1564-2	NM	06/28/2011	07/06/2011	07/06/2011	8	0	8
240-1702-1	OV	UG/L	MSA-MW36S-070511	240-1702-1	NM	07/05/2011	07/18/2011	07/18/2011	13	0	13
240-1702-1	OV	UG/L	TB-070511	240-1702-2	NM	07/05/2011	07/12/2011	07/12/2011	7	0	7
240-1028-1	PCB	UG/KG	DR-TP-A45-08	240-1028-2	NM	06/10/2011	06/24/2011	06/28/2011	14	4	18
240-1028-1	PCB	UG/KG	DR-TP-A46-06	240-1028-3	NM	06/10/2011	06/24/2011	06/28/2011	14	4	18
240-1028-1	PCB	UG/KG	DR-TP-A47-10	240-1028-1	NM	06/10/2011	06/24/2011	06/28/2011	14	4	18
240-1028-1	PCB	UG/KG	DR-TP-A48-04	240-1028-4	NM	06/10/2011	06/24/2011	06/28/2011	14	4	18
240-1112-1	PCB	UG/KG	DR-SB-26-10	240-1112-2	NM	06/13/2011	06/24/2011	07/01/2011	11	7	18
240-1112-1	PCB	UG/KG	DR-SB-27-02	240-1112-3	NM	06/13/2011	06/24/2011	07/01/2011	11	7	18
240-1112-1	PCB	UG/KG	DR-SB-27-10	240-1112-4	NM	06/13/2011	06/24/2011	07/01/2011	11	7	18
240-1112-1	PCB	UG/KG	DR-SB-26-02	240-1112-1	NM	06/13/2011	06/24/2011	07/01/2011	11	7	18
240-1112-1	PCB	UG/KG	DR-SB-32-02	240-1112-13	NM	06/14/2011	06/24/2011	07/02/2011	10	8	18
240-1112-1	PCB	UG/KG	DR-SB-31-14	240-1112-12	NM	06/14/2011	06/24/2011	07/02/2011	10	8	18
240-1112-1	PCB	UG/KG	DR-SB-28-02	240-1112-5	NM	06/13/2011	06/24/2011	07/01/2011	11	7	18
240-1112-1	PCB	UG/KG	DR-SB-35-10	240-1112-20	NM	06/14/2011	06/24/2011	07/02/2011	10	8	18
240-1112-1	PCB	UG/KG	DR-SB-29-10	240-1112-8	NM	06/13/2011	06/24/2011	07/02/2011	11	8	19

SDG	SORT	UNITS	NSAMPLE	LAB_ID	QC_TYPE	SAMP_DATE	EXTR_DATE	ANAL_DATE	SMP_EXTR	EXTR_ANL	SMP_ANL
240-1112-1	PCB	UG/KG	DR-SB-35-02	240-1112-19	NM	06/14/2011	06/24/2011	07/02/2011	10	8	18
240-1112-1	PCB	UG/KG	DR-SB-34-08	240-1112-18	NM	06/14/2011	06/24/2011	07/02/2011	10	8	18
240-1112-1	PCB	UG/KG	DR-SB-30-08	240-1112-10	NM	06/14/2011	06/24/2011	07/02/2011	10	8	18
240-1112-1	PCB	UG/KG	DR-SB-31-02	240-1112-11	NM	06/14/2011	06/24/2011	07/02/2011	10	8	18
240-1112-1	PCB	UG/KG	DR-SB-30-02	240-1112-9	NM	06/14/2011	06/24/2011	07/02/2011	10	8	18
240-1112-1	PCB	UG/KG	DR-SB-29-02	240-1112-7	NM	06/13/2011	06/24/2011	07/02/2011	11	8	19
240-1112-1	PCB	UG/KG	DR-SB-33-12	240-1112-16	NM	06/14/2011	06/24/2011	07/02/2011	10	8	18
240-1112-1	PCB	UG/KG	DR-SB-34-02	240-1112-17	NM	06/14/2011	06/24/2011	07/02/2011	10	8	18
240-1112-1	PCB	UG/KG	DR-SB-33-02	240-1112-15	NM	06/14/2011	06/24/2011	07/02/2011	10	8	18
240-1112-1	PCB	UG/KG	DR-SB-28-10	240-1112-6	NM	06/13/2011	06/24/2011	07/02/2011	11	8	19
240-1112-1	PCB	UG/KG	DR-SB-32-12	240-1112-14	NM	06/14/2011	06/24/2011	07/02/2011	10	8	18
240-1028-1	DRO	MG/KG	DR-TP-A48-04	240-1028-4	NM	06/10/2011	06/23/2011	06/27/2011	13	4	17
240-1028-1	DRO	MG/KG	DR-TP-A47-10	240-1028-1	NM	06/10/2011	06/23/2011	06/27/2011	13	4	17
240-1028-1	DRO	MG/KG	DR-TP-A46-06	240-1028-3	NM	06/10/2011	06/23/2011	06/27/2011	13	4	17
240-1028-1	DRO	MG/KG	DR-TP-A45-08	240-1028-2	NM	06/10/2011	06/23/2011	06/27/2011	13	4	17
240-1112-1	DRO	MG/KG	DR-SB-29-02	240-1112-7	NM	06/13/2011	06/24/2011	06/28/2011	11	4	15
240-1112-1	DRO	MG/KG	DR-SB-29-10	240-1112-8	NM	06/13/2011	06/24/2011	06/27/2011	11	3	14
240-1112-1	DRO	MG/KG	DR-SB-34-08	240-1112-18	NM	06/14/2011	06/27/2011	06/30/2011	13	3	16
240-1112-1	DRO	MG/KG	DR-SB-34-02	240-1112-17	NM	06/14/2011	06/27/2011	07/01/2011	13	4	17

SDG	SORT	UNITS	NSAMPLE	LAB_ID	QC_TYPE	SAMP_DATE	EXTR_DATE	ANAL_DATE	SMP_EXTR	EXTR_ANL	SMP_ANL
240-1112-1	DRO	MG/KG	DR-SB-33-12	240-1112-16	NM	06/14/2011	06/27/2011	06/30/2011	13	3	16
240-1112-1	DRO	MG/KG	DR-SB-30-08	240-1112-10	NM	06/14/2011	06/27/2011	06/30/2011	13	3	16
240-1112-1	DRO	MG/KG	DR-SB-33-02	240-1112-15	NM	06/14/2011	06/27/2011	06/30/2011	13	3	16
240-1112-1	DRO	MG/KG	DR-SB-31-02	240-1112-11	NM	06/14/2011	06/27/2011	07/01/2011	13	4	17
240-1112-1	DRO	MG/KG	DR-SB-31-14	240-1112-12	NM	06/14/2011	06/27/2011	06/30/2011	13	3	16
240-1112-1	DRO	MG/KG	DR-SB-32-12	240-1112-14	NM	06/14/2011	06/27/2011	06/30/2011	13	3	16
240-1112-1	DRO	MG/KG	DR-SB-30-02	240-1112-9	NM	06/14/2011	06/27/2011	06/30/2011	13	3	16
240-1112-1	DRO	MG/KG	DR-SB-26-10	240-1112-2	NM	06/13/2011	06/24/2011	06/27/2011	11	3	14
240-1112-1	DRO	MG/KG	DR-SB-35-02	240-1112-19	NM	06/14/2011	06/27/2011	07/01/2011	13	4	17
240-1112-1	DRO	MG/KG	DR-SB-26-02	240-1112-1	NM	06/13/2011	06/24/2011	06/27/2011	11	3	14
240-1112-1	DRO	MG/KG	DR-SB-32-02	240-1112-13	NM	06/14/2011	06/27/2011	07/01/2011	13	4	17
240-1112-1	DRO	MG/KG	DR-SB-27-02	240-1112-3	NM	06/13/2011	06/24/2011	06/28/2011	11	4	15
240-1112-1	DRO	MG/KG	DR-SB-27-10	240-1112-4	NM	06/13/2011	06/24/2011	06/27/2011	11	3	14
240-1112-1	DRO	MG/KG	DR-SB-28-02	240-1112-5	NM	06/13/2011	06/24/2011	06/27/2011	11	3	14
240-1112-1	DRO	MG/KG	DR-SB-35-10	240-1112-20	NM	06/14/2011	06/27/2011	06/30/2011	13	3	16
240-1112-1	DRO	MG/KG	DR-SB-28-10	240-1112-6	NM	06/13/2011	06/24/2011	06/27/2011	11	3	14
240-1564-1	DRO	UG/L	MSA-MW-37S-062811	240-1564-3	NM	06/28/2011	06/30/2011	07/05/2011	2	5	7
240-1564-1	DRO	UG/L	MSA-MW30I-062911	240-1591-2	NM	06/29/2011	07/01/2011	07/05/2011	2	4	6
240-1564-1	DRO	UG/L	MSA-MW-39S-062811	240-1564-1	NM	06/28/2011	06/30/2011	07/05/2011	2	5	7

SDG	SORT	UNITS	NSAMPLE	LAB_ID	QC_TYPE	SAMP_DATE	EXTR_DATE	ANAL_DATE	SMP_EXTR	EXTR_ANL	SMP_ANL
240-1564-1	DRO	UG/L	MSA-MW38S-062911	240-1591-1	NM	06/29/2011	07/01/2011	07/05/2011	2	4	6
240-1564-1	DRO	UG/L	MSA-MW-35S-062811	240-1564-2	NM	06/28/2011	06/30/2011	07/05/2011	2	5	7
240-1702-1	DRO	UG/L	MSA-MW36S-070511	240-1702-1	NM	07/05/2011	07/07/2011	07/11/2011	2	4	6
240-1028-1	GRO	UG/KG	DR-TP-A45-08	240-1028-2	NM	06/10/2011	06/18/2011	06/18/2011	8	0	8
240-1028-1	GRO	UG/KG	DR-TP-A46-06	240-1028-3	NM	06/10/2011	06/18/2011	06/18/2011	8	0	8
240-1028-1	GRO	UG/KG	DR-TP-A47-10	240-1028-1	NM	06/10/2011	06/18/2011	06/18/2011	8	0	8
240-1028-1	GRO	UG/KG	DR-TP-A48-04	240-1028-4	NM	06/10/2011	06/18/2011	06/18/2011	8	0	8
240-1112-1	GRO	UG/KG	DR-SB-35-10	240-1112-20	NM	06/14/2011	06/23/2011	06/23/2011	9	0	9
240-1112-1	GRO	UG/KG	DR-SB-33-02	240-1112-15	NM	06/14/2011	06/23/2011	06/23/2011	9	0	9
240-1112-1	GRO	UG/KG	DR-SB-34-08	240-1112-18	NM	06/14/2011	06/23/2011	06/23/2011	9	0	9
240-1112-1	GRO	UG/KG	DR-SB-35-02	240-1112-19	NM	06/14/2011	06/23/2011	06/23/2011	9	0	9
240-1112-1	GRO	UG/KG	DR-SB-34-02	240-1112-17	NM	06/14/2011	06/23/2011	06/23/2011	9	0	9
240-1112-1	GRO	UG/KG	DR-SB-28-10	240-1112-6	NM	06/13/2011	06/22/2011	06/22/2011	9	0	9
240-1112-1	GRO	UG/KG	DR-SB-32-12	240-1112-14	NM	06/14/2011	06/23/2011	06/23/2011	9	0	9
240-1112-1	GRO	UG/KG	DR-SB-33-12	240-1112-16	NM	06/14/2011	06/23/2011	06/23/2011	9	0	9
240-1112-1	GRO	UG/KG	DR-SB-26-10	240-1112-2	NM	06/13/2011	06/22/2011	06/22/2011	9	0	9
240-1112-1	GRO	UG/KG	DR-SB-28-02	240-1112-5	NM	06/13/2011	06/22/2011	06/22/2011	9	0	9
240-1112-1	GRO	UG/KG	DR-SB-30-02	240-1112-9	NM	06/14/2011	06/23/2011	06/23/2011	9	0	9
240-1112-1	GRO	UG/KG	DR-SB-31-02	240-1112-11	NM	06/14/2011	06/23/2011	06/23/2011	9	0	9

SDG	SORT	UNITS	NSAMPLE	LAB_ID	QC_TYPE	SAMP_DATE	EXTR_DATE	ANAL_DATE	SMP_EXTR	EXTR_ANL	SMP_ANL
240-1112-1	GRO	UG/KG	DR-SB-26-02	240-1112-1	NM	06/13/2011	06/22/2011	06/22/2011	9	0	9
240-1112-1	GRO	UG/KG	DR-SB-27-10	240-1112-4	NM	06/13/2011	06/22/2011	06/22/2011	9	0	9
240-1112-1	GRO	UG/KG	DR-SB-31-14	240-1112-12	NM	06/13/2011	06/13/2011	06/22/2011	0	9	9
240-1112-1	GRO	UG/KG	DR-SB-32-02	240-1112-13	NM	06/14/2011	06/23/2011	06/23/2011	9	0	9
240-1112-1	GRO	UG/KG	DR-SB-30-08	240-1112-10	NM	06/14/2011	06/23/2011	06/23/2011	9	0	9
240-1112-1	GRO	UG/KG	DR-SB-27-02	240-1112-3	NM	06/13/2011	06/22/2011	06/22/2011	9	0	9
240-1112-1	GRO	UG/KG	DR-SB-29-10	240-1112-8	NM	06/13/2011	06/23/2011	06/23/2011	10	0	10
240-1112-1	GRO	UG/KG	DR-SB-29-02	240-1112-7	NM	06/13/2011	06/13/2011	06/22/2011	0	9	9
240-1564-1	GRO	UG/L	MSA-MW30I-062911	240-1591-2	NM	06/29/2011	07/07/2011	07/07/2011	8	0	8
240-1564-1	GRO	UG/L	MSA-MW-35S-062811	240-1564-2	NM	06/28/2011	07/04/2011	07/04/2011	6	0	6
240-1564-1	GRO	UG/L	MSA-MW38S-062911	240-1591-1	NM	06/29/2011	07/04/2011	07/04/2011	5	0	5
240-1564-1	GRO	UG/L	MSA-MW-39S-062811	240-1564-1	NM	06/28/2011	07/04/2011	07/04/2011	6	0	6
240-1564-1	GRO	UG/L	MSA-MW-37S-062811	240-1564-3	NM	06/28/2011	07/04/2011	07/04/2011	6	0	6
240-1702-1	GRO	UG/L	MSA-MW36S-070511	240-1702-1	NM	07/05/2011	07/14/2011	07/14/2011	9	0	9
240-1028-1	TPH	MG/KG	DR-TP-A48-04	240-1028-4	NM	06/10/2011	06/23/2011	06/27/2011	13	4	17
240-1028-1	TPH	MG/KG	DR-TP-A47-10	240-1028-1	NM	06/10/2011	06/23/2011	06/27/2011	13	4	17
240-1028-1	TPH	MG/KG	DR-TP-A45-08	240-1028-2	NM	06/10/2011	06/23/2011	06/27/2011	13	4	17
240-1028-1	TPH	MG/KG	DR-TP-A46-06	240-1028-3	NM	06/10/2011	06/23/2011	06/27/2011	13	4	17
240-1112-1	TPH	MG/KG	DR-SB-35-02	240-1112-19	NM	06/14/2011	06/27/2011	07/01/2011	13	4	17

SDG	SORT	UNITS	NSAMPLE	LAB_ID	QC_TYPE	SAMP_DATE	EXTR_DATE	ANAL_DATE	SMP_EXTR	EXTR_ANL	SMP_ANL
240-1112-1	TPH	MG/KG	DR-SB-28-02	240-1112-5	NM	06/13/2011	06/24/2011	06/27/2011	11	3	14
240-1112-1	TPH	MG/KG	DR-SB-35-10	240-1112-20	NM	06/14/2011	06/27/2011	06/30/2011	13	3	16
240-1112-1	TPH	MG/KG	DR-SB-26-02	240-1112-1	NM	06/13/2011	06/24/2011	06/27/2011	11	3	14
240-1112-1	TPH	MG/KG	DR-SB-27-02	240-1112-3	NM	06/13/2011	06/24/2011	06/28/2011	11	4	15
240-1112-1	TPH	MG/KG	DR-SB-32-02	240-1112-13	NM	06/14/2011	06/27/2011	07/01/2011	13	4	17
240-1112-1	TPH	MG/KG	DR-SB-26-10	240-1112-2	NM	06/13/2011	06/24/2011	06/27/2011	11	3	14
240-1112-1	TPH	MG/KG	DR-SB-27-10	240-1112-4	NM	06/13/2011	06/24/2011	06/27/2011	11	3	14
240-1112-1	TPH	MG/KG	DR-SB-34-02	240-1112-17	NM	06/14/2011	06/27/2011	07/01/2011	13	4	17
240-1112-1	TPH	MG/KG	DR-SB-30-08	240-1112-10	NM	06/14/2011	06/27/2011	06/30/2011	13	3	16
240-1112-1	TPH	MG/KG	DR-SB-33-12	240-1112-16	NM	06/14/2011	06/27/2011	06/30/2011	13	3	16
240-1112-1	TPH	MG/KG	DR-SB-31-02	240-1112-11	NM	06/14/2011	06/27/2011	07/01/2011	13	4	17
240-1112-1	TPH	MG/KG	DR-SB-29-10	240-1112-8	NM	06/13/2011	06/24/2011	06/27/2011	11	3	14
240-1112-1	TPH	MG/KG	DR-SB-33-02	240-1112-15	NM	06/14/2011	06/27/2011	06/30/2011	13	3	16
240-1112-1	TPH	MG/KG	DR-SB-32-12	240-1112-14	NM	06/14/2011	06/27/2011	06/30/2011	13	3	16
240-1112-1	TPH	MG/KG	DR-SB-30-02	240-1112-9	NM	06/14/2011	06/27/2011	06/30/2011	13	3	16
240-1112-1	TPH	MG/KG	DR-SB-31-14	240-1112-12	NM	06/14/2011	06/27/2011	06/30/2011	13	3	16
240-1112-1	TPH	MG/KG	DR-SB-29-02	240-1112-7	NM	06/13/2011	06/24/2011	06/28/2011	11	4	15
240-1112-1	TPH	MG/KG	DR-SB-28-10	240-1112-6	NM	06/13/2011	06/24/2011	06/27/2011	11	3	14
240-1112-1	TPH	MG/KG	DR-SB-34-08	240-1112-18	NM	06/14/2011	06/27/2011	06/30/2011	13	3	16

SDG	SORT	UNITS	NSAMPLE	LAB_ID	QC_TYPE	SAMP_DATE	EXTR_DATE	ANAL_DATE	SMP_EXTR	EXTR_ANL	SMP_ANL
240-1028-1	TPH	UG/KG	DR-TP-A48-04	240-1028-4	NM	06/10/2011	06/18/2011	06/18/2011	8	0	8
240-1028-1	TPH	UG/KG	DR-TP-A45-08	240-1028-2	NM	06/10/2011	06/18/2011	06/18/2011	8	0	8
240-1028-1	TPH	UG/KG	DR-TP-A47-10	240-1028-1	NM	06/10/2011	06/18/2011	06/18/2011	8	0	8
240-1028-1	TPH	UG/KG	DR-TP-A46-06	240-1028-3	NM	06/10/2011	06/18/2011	06/18/2011	8	0	8
240-1112-1	TPH	UG/KG	DR-SB-31-14	240-1112-12	NM	06/13/2011	06/13/2011	06/22/2011	0	9	9
240-1112-1	TPH	UG/KG	DR-SB-28-10	240-1112-6	NM	06/13/2011	06/22/2011	06/22/2011	9	0	9
240-1112-1	TPH	UG/KG	DR-SB-26-10	240-1112-2	NM	06/13/2011	06/22/2011	06/22/2011	9	0	9
240-1112-1	TPH	UG/KG	DR-SB-27-02	240-1112-3	NM	06/13/2011	06/22/2011	06/22/2011	9	0	9
240-1112-1	TPH	UG/KG	DR-SB-33-12	240-1112-16	NM	06/14/2011	06/23/2011	06/23/2011	9	0	9
240-1112-1	TPH	UG/KG	DR-SB-29-02	240-1112-7	NM	06/13/2011	06/13/2011	06/22/2011	0	9	9
240-1112-1	TPH	UG/KG	DR-SB-35-10	240-1112-20	NM	06/14/2011	06/23/2011	06/23/2011	9	0	9
240-1112-1	TPH	UG/KG	DR-SB-34-08	240-1112-18	NM	06/14/2011	06/23/2011	06/23/2011	9	0	9
240-1112-1	TPH	UG/KG	DR-SB-32-12	240-1112-14	NM	06/14/2011	06/23/2011	06/23/2011	9	0	9
240-1112-1	TPH	UG/KG	DR-SB-35-02	240-1112-19	NM	06/14/2011	06/23/2011	06/23/2011	9	0	9
240-1112-1	TPH	UG/KG	DR-SB-30-08	240-1112-10	NM	06/14/2011	06/23/2011	06/23/2011	9	0	9
240-1112-1	TPH	UG/KG	DR-SB-32-02	240-1112-13	NM	06/14/2011	06/23/2011	06/23/2011	9	0	9
240-1112-1	TPH	UG/KG	DR-SB-30-02	240-1112-9	NM	06/14/2011	06/23/2011	06/23/2011	9	0	9
240-1112-1	TPH	UG/KG	DR-SB-33-02	240-1112-15	NM	06/14/2011	06/23/2011	06/23/2011	9	0	9
240-1112-1	TPH	UG/KG	DR-SB-26-02	240-1112-1	NM	06/13/2011	06/22/2011	06/22/2011	9	0	9

SDG	SORT	UNITS	NSAMPLE	LAB_ID	QC_TYPE	SAMP_DATE	EXTR_DATE	ANAL_DATE	SMP_EXTR	EXTR_ANL	SMP_ANL
240-1112-1	TPH	UG/KG	DR-SB-29-10	240-1112-8	NM	06/13/2011	06/23/2011	06/23/2011	10	0	10
240-1112-1	TPH	UG/KG	DR-SB-31-02	240-1112-11	NM	06/14/2011	06/23/2011	06/23/2011	9	0	9
240-1112-1	TPH	UG/KG	DR-SB-27-10	240-1112-4	NM	06/13/2011	06/22/2011	06/22/2011	9	0	9
240-1112-1	TPH	UG/KG	DR-SB-34-02	240-1112-17	NM	06/14/2011	06/23/2011	06/23/2011	9	0	9
240-1112-1	TPH	UG/KG	DR-SB-28-02	240-1112-5	NM	06/13/2011	06/22/2011	06/22/2011	9	0	9
240-1564-1	TPH	UG/L	MSA-MW-39S-062811	240-1564-1	NM	06/28/2011	06/30/2011	07/05/2011	2	5	7
240-1564-1	TPH	UG/L	MSA-MW-39S-062811	240-1564-1	NM	06/28/2011	07/04/2011	07/04/2011	6	0	6
240-1564-1	TPH	UG/L	MSA-MW38S-062911	240-1591-1	NM	06/29/2011	07/04/2011	07/04/2011	5	0	5
240-1564-1	TPH	UG/L	MSA-MW38S-062911	240-1591-1	NM	06/29/2011	07/01/2011	07/05/2011	2	4	6
240-1564-1	TPH	UG/L	MSA-MW-35S-062811	240-1564-2	NM	06/28/2011	07/04/2011	07/04/2011	6	0	6
240-1564-1	TPH	UG/L	MSA-MW-37S-062811	240-1564-3	NM	06/28/2011	07/04/2011	07/04/2011	6	0	6
240-1564-1	TPH	UG/L	MSA-MW-35S-062811	240-1564-2	NM	06/28/2011	06/30/2011	07/05/2011	2	5	7
240-1564-1	TPH	UG/L	MSA-MW30I-062911	240-1591-2	NM	06/29/2011	07/07/2011	07/07/2011	8	0	8
240-1564-1	TPH	UG/L	MSA-MW-37S-062811	240-1564-3	NM	06/28/2011	06/30/2011	07/05/2011	2	5	7
240-1564-1	TPH	UG/L	MSA-MW30I-062911	240-1591-2	NM	06/29/2011	07/01/2011	07/05/2011	2	4	6
240-1702-1	TPH	UG/L	MSA-MW36S-070511	240-1702-1	NM	07/05/2011	07/07/2011	07/11/2011	2	4	6
240-1702-1	TPH	UG/L	MSA-MW36S-070511	240-1702-1	NM	07/05/2011	07/14/2011	07/14/2011	9	0	9
240-1028-1	OV	UG/KG	DR-TP-A48-04	240-1028-4	NM	06/11/2011	06/11/2011	06/21/2011	0	10	10
240-1028-1	OV	UG/KG	DR-TP-A47-10	240-1028-1	NM	06/11/2011	06/11/2011	06/21/2011	0	10	10

SDG	SORT	UNITS	NSAMPLE	LAB_ID	QC_TYPE	SAMP_DATE	EXTR_DATE	ANAL_DATE	SMP_EXTR	EXTR_ANL	SMP_ANL
240-1112-1	OV	UG/KG	DR-SB-32-02	240-1112-13	NM	06/15/2011	06/15/2011	06/27/2011	0	12	12
240-1112-1	OV	UG/KG	DR-SB-33-02	240-1112-15	NM	06/15/2011	06/15/2011	06/27/2011	0	12	12
240-1112-1	OV	UG/KG	DR-SB-31-14	240-1112-12	NM	06/23/2011	06/23/2011	06/27/2011	0	4	4
240-1112-1	OV	UG/KG	DR-SB-30-02	240-1112-9	NM	06/15/2011	06/15/2011	06/27/2011	0	12	12
240-1112-1	OV	UG/KG	DR-SB-33-12	240-1112-16	NM	06/15/2011	06/15/2011	06/27/2011	0	12	12
240-1112-1	OV	UG/KG	DR-SB-31-02	240-1112-11	NM	06/15/2011	06/15/2011	06/27/2011	0	12	12
240-1112-1	OV	UG/KG	DR-SB-27-10	240-1112-4	NM	06/23/2011	06/23/2011	06/27/2011	0	4	4
240-1112-1	OV	UG/KG	DR-SB-35-10	240-1112-20	NM	06/15/2011	06/15/2011	06/28/2011	0	13	13
240-1112-1	OV	UG/KG	DR-SB-34-02	240-1112-17	NM	06/15/2011	06/15/2011	06/27/2011	0	12	12
240-1112-1	OV	UG/KG	DR-SB-35-02	240-1112-19	NM	06/15/2011	06/15/2011	06/27/2011	0	12	12
240-1112-1	OV	UG/KG	DR-SB-27-02	240-1112-3	NM	06/15/2011	06/15/2011	06/27/2011	0	12	12
240-1564-1	OV	UG/L	MSA-MW-39S-062811	240-1564-1	NM	06/28/2011	07/06/2011	07/06/2011	8	0	8
240-1564-1	OV	UG/L	MSA-MW-35S-062811	240-1564-2	NM	06/28/2011	07/06/2011	07/06/2011	8	0	8
240-1564-1	OV	UG/L	TB-062811	240-1564-4	NM	06/28/2011	07/06/2011	07/06/2011	8	0	8
240-1702-1	OV	UG/L	TB-070511	240-1702-2	NM	07/05/2011	07/12/2011	07/12/2011	7	0	7
240-1702-1	OV	UG/L	MSA-MW36S-070511	240-1702-1	NM	07/05/2011	07/18/2011	07/18/2011	13	0	13

FORM V
GC/MS VOA INSTRUMENT PERFORMANCE CHECK
BROMOFLUOROBENZENE (BFB)

Lab Name: TestAmerica North Canton Job No.: 240-1112-1

SDG No.:

Lab File ID: BFB14821.D BFB Injection Date: 05/13/2011

Instrument ID: A3UX14 BFB Injection Time: 10:01

Analysis Batch No.: 1969

M/E	ION ABUNDANCE CRITERIA	% RELATIVE ABUNDANCE	
50	15.0 - 40.0 % of mass 95	23.9	
75	30.0 - 60.0 % of mass 95	45.2	
95	Base Peak, 100% relative abundance	100.0	
96	5.0 - 9.0 % of mass 95	6.5	
173	Less than 2.0 % of mass 174	0.0	(0.0)1
174	50.0 - 120.00 % of mass 95	79.5	
175	5.0 - 9.0 % of mass 174	5.8	(7.3)1
176	95.0 - 101.0 % of mass 174	77.0	(96.9)1
177	5.0 - 9.0 % of mass 176	5.0	(6.5)2

1-Value is % mass 174 2-Value is % mass 176

THIS CHECK APPLIES TO THE FOLLOWING SAMPLES, MS, MSD, BLANKS AND STANDARDS:

CLIENT SAMPLE ID	LAB SAMPLE ID	LAB FILE ID	DATE ANALYZED	TIME ANALYZED
	STD8260 240-1969/3	148155.D	05/13/2011	10:44
	STD8260 240-1969/4	148156.D	05/13/2011	11:06
	STD8260 240-1969/5	148157.D	05/13/2011	11:27
	STD8260 240-1969/6	148158.D	05/13/2011	11:49
	STD8260 240-1969/7	148159.D	05/13/2011	12:10
	STD8260 240-1969/8	148160.D	05/13/2011	12:31
	STD8260 240-1969/9	148161.D	05/13/2011	12:53
	STD8260 240-1969/10	148162.D	05/13/2011	13:14
	ICV 240-1969/11	148163.D	05/13/2011	13:36
	STD8A9 240-1969/13	148164.D	05/13/2011	13:57
	STD7A9 240-1969/14	148165.D	05/13/2011	14:19
	STD6A9 240-1969/15	148166.D	05/13/2011	14:40
	STD5A9 240-1969/16	148167.D	05/13/2011	15:02
	STD4A9 240-1969/17	148168.D	05/13/2011	15:23
	STD3A9 240-1969/18	148169.D	05/13/2011	15:44
	STD2A9 240-1969/19	148170.D	05/13/2011	16:06
	STD1A9 240-1969/20	148171.D	05/13/2011	16:27

FORM VI
GC/MS VOA INITIAL CALIBRATION DATA
INTERNAL STANDARD CURVE EVALUTION

Lab Name: TestAmerica North Canton Job No.: 240-1112-1 Analy Batch No.: 1969

SDG No.:

Instrument ID: A3UX14 GC Column: DB-624 ID: 0.18(mm) Heated Purge: (Y/N) Y

Calibration Start Date: 05/13/2011 10:44 Calibration End Date: 05/13/2011 13:14 Calibration ID: 985

Calibration Files:

LEVEL:	LAB SAMPLE ID:	LAB FILE ID:
Level 1	STD8260 240-1969/10	148162.D
Level 2	STD8260 240-1969/9	148161.D
Level 3	STD8260 240-1969/8	148160.D
Level 4	STD8260 240-1969/7	148159.D
Level 5	STD8260 240-1969/6	148158.D
Level 6	STD8260 240-1969/5	148157.D
Level 7	STD8260 240-1969/4	148156.D
Level 8	STD8260 240-1969/3	148155.D

ANALYTE	RRF					CURVE TYPE	COEFFICIENT			#	MIN RRF	%RSD	#	MAX %RSD	R^2 OR COD	#	MIN R^2 OR COD
	LVL 1	LVL 2	LVL 3	LVL 4	LVL 5		B	M1	M2								
	LVL 6	LVL 7	LVL 8														
Dichlorodifluoromethane	+++++	0.1307	0.1813	0.1935	0.1905	Ave		0.1809				12.0		15.0			
	0.1910	0.1876	0.1917														
Chloromethane	0.3183	0.2746	0.2949	0.2980	0.2897	Ave		0.2918			0.1000	4.4		15.0			
	0.2888	0.2850	0.2852														
Vinyl chloride	0.2115	0.1963	0.2324	0.2339	0.2328	Ave		0.2223				5.9		15.0			
	0.2285	0.2237	0.2193														
Bromomethane	+++++	+++++	0.0802	0.0741	0.0726	Ave		0.0706				8.8		15.0			
	0.0670	0.0659	0.0635														
Chloroethane	+++++	0.0616	0.0517	0.0536	0.0498	Ave		0.0509				11.0		15.0			
	0.0491	0.0451	0.0455														
Trichlorofluoromethane	0.1628	0.1645	0.2193	0.2342	0.2237	Ave		0.2149				15.0		15.0			
	0.2383	0.2350	0.2411														
Acrolein	0.0438	0.0390	0.0403	0.0394	0.0411	Ave		0.0402				4.1		15.0			
	0.0387	0.0394	0.0401														
1,1-Dichloroethene	0.1825	0.1653	0.2063	0.1906	0.1861	Ave		0.1866				6.1		15.0			
	0.1926	0.1838	0.1855														
1,1,2-Trichloro-1,2,2-trichfluoroethane	0.1552	0.1274	0.2001	0.1855	0.1814	Ave		0.1753				13.0		15.0			
	0.1873	0.1828	0.1831														
Acetone	0.1352	0.1017	0.0883	0.0916	0.0946	Lin1	0.4864	0.0818							0.9980		0.9900
	0.0835	0.0851	0.0825														
Iodomethane	0.3452	0.3376	0.3939	0.3758	0.3610	Ave		0.3631				4.8		15.0			
	0.3704	0.3620	0.3593														
Carbon disulfide	0.3858	0.3626	0.4688	0.4573	0.4652	Ave		0.4616				13.0		15.0			
	0.5030	0.5187	0.5315														
Acetonitrile	0.0465	0.0390	0.0352	0.0353	0.0360	Ave		0.0363				13.0		15.0			
	0.0325	0.0328	0.0328														
Methyl acetate	0.2396	0.2188	0.2257	0.2123	0.2208	Ave		0.2191				4.8		15.0			
	0.2042	0.2136	0.2180														

Note: The m1 coefficient is the same as Ave RRF for an Ave curve type.

FORM VI
GC/MS VOA INITIAL CALIBRATION DATA
INTERNAL STANDARD CURVE EVALUTION

Lab Name: TestAmerica North Canton Job No.: 240-1112-1 Analy Batch No.: 1969

SDG No.:

Instrument ID: A3UX14 GC Column: DB-624 ID: 0.18(mm) Heated Purge: (Y/N) Y

Calibration Start Date: 05/13/2011 10:44 Calibration End Date: 05/13/2011 13:14 Calibration ID: 985

ANALYTE	RRF					CURVE TYPE	COEFFICIENT			#	MIN RRF	%RSD	#	MAX %RSD	R^2 OR COD	#	MIN R^2 OR COD
	LVL 1 LVL 6	LVL 2 LVL 7	LVL 3 LVL 8	LVL 4	LVL 5		B	M1	M2								
tert-Butyl alcohol	0.0220 0.0192	0.0203 0.0230	0.0215 0.0236	0.0212	0.0224	Ave		0.0217				6.6		15.0			
Acrylonitrile	0.1161 0.0979	0.1061 0.1004	0.1061 0.0993	0.1047	0.1060	Ave		0.1046				5.5		15.0			
trans-1,2-Dichloroethene	0.2375 0.2281	0.2083 0.2212	0.2518 0.2204	0.2275	0.2254	Ave		0.2275				5.7		15.0			
Methyl tert-butyl ether	0.5833 0.5556	0.5341 0.5732	0.5924 0.5770	0.5609	0.5714	Ave		0.5685				3.2		15.0			
Hexane	0.0388 0.0532	0.0386 0.0532	0.0568 0.0541	0.0546	0.0515	Ave		0.0501				14.0		15.0			
1,1-Dichloroethane	0.3859 0.4303	0.3709 0.4229	0.4539 0.4280	0.4277	0.4229	Ave		0.4178			0.1000	6.4		15.0			
Vinyl acetate	0.0354 0.0308	0.0292 0.0356	0.0259 0.0367	0.0286	0.0307	Ave		0.0316				12.0		15.0			
2,2-Dichloropropane	0.1247 0.1678	0.1337 0.1684	0.1588 0.1656	0.1527	0.1561	Ave		0.1535				11.0		15.0			
cis-1,2-Dichloroethene	0.2399 0.2500	0.2284 0.2408	0.2726 0.2399	0.2462	0.2467	Ave		0.2456				5.2		15.0			
2-Butanone	0.1370 0.1102	0.1203 0.1204	0.1136 0.1218	0.1204	0.1187	Ave		0.1203				6.5		15.0			
Bromochloromethane	0.1367 0.1293	0.1233 0.1279	0.1399 0.1275	0.1309	0.1300	Ave		0.1307				4.1		15.0			
Tetrahydrofuran	+++++ 0.0717	0.0761 0.0791	0.0931 0.0806	0.0811	0.0776	Ave		0.0799				8.3		15.0			
Chloroform	0.3577 0.3701	0.3286 0.3691	0.3971 0.3712	0.3589	0.3673	Ave		0.3650				5.2		15.0			
1,1,1-Trichloroethane	0.2243 0.3146	0.2320 0.3171	0.2950 0.3165	0.2924	0.2941	Ave		0.2857				13.0		15.0			
Cyclohexane	0.3955 0.5007	0.3242 0.4878	0.5235 0.4917	0.4931	0.4835	Ave		0.4625				15.0		15.0			
Carbon tetrachloride	+++++ 0.3061	+++++ 0.3162	0.2718 0.3225	0.2675	0.2786	Ave		0.2938				8.2		15.0			
1,1-Dichloropropene	0.2512 0.2939	0.2451 0.2837	0.3099 0.2865	0.2800	0.2821	Ave		0.2791				7.6		15.0			
Benzene	0.9367 0.8594	0.8077 0.8486	0.9426 0.8677	0.8592	0.8405	Ave		0.8703				5.3		15.0			
1,2-Dichloroethane	0.3610 0.3297	0.3234 0.3352	0.3750 0.3387	0.3268	0.3387	Ave		0.3410				5.2		15.0			
Trichloroethene	0.2480 0.2692	0.2251 0.2589	0.2912 0.2607	0.2569	0.2553	Ave		0.2582				7.2		15.0			

Note: The m1 coefficient is the same as Ave RRF for an Ave curve type.

FORM VI
GC/MS VOA INITIAL CALIBRATION DATA
INTERNAL STANDARD CURVE EVALUTION

Lab Name: TestAmerica North Canton Job No.: 240-1112-1 Analy Batch No.: 1969

SDG No.:

Instrument ID: A3UX14 GC Column: DB-624 ID: 0.18(mm) Heated Purge: (Y/N) Y

Calibration Start Date: 05/13/2011 10:44 Calibration End Date: 05/13/2011 13:14 Calibration ID: 985

ANALYTE	RRF					CURVE TYPE	COEFFICIENT			#	MIN RRF	%RSD	#	MAX %RSD	R^2 OR COD	#	MIN R^2 OR COD
	LVL 1 LVL 6	LVL 2 LVL 7	LVL 3 LVL 8	LVL 4	LVL 5		B	M1	M2								
Methylcyclohexane	+++++ 0.4093	0.2626 0.4016	0.4415 0.3981	0.3974	0.3950	Ave		0.3865				15.0		15.0			
1,2-Dichloropropane	0.2291 0.2280	0.2260 0.2354	0.2529 0.2334	0.2372	0.2228	Ave		0.2331				4.0		15.0			
Dibromomethane	0.1140 0.1227	0.1172 0.1257	0.1238 0.1232	0.1241	0.1236	Ave		0.1218				3.3		15.0			
1,4-Dioxane	0.0023 0.0021	0.0025 0.0023	0.0025 0.0022	0.0024	0.0024	Ave		0.0023				4.9		15.0			
Bromodichloromethane	0.1842 0.2400	0.1814 0.2538	0.2199 0.2597	0.2049	0.2169	Ave		0.2201				13.0		15.0			
2-Chloroethyl vinyl ether	0.1201 0.1052	0.1129 0.1323	0.1024 0.1235	0.1270	0.1037	Ave		0.1159				9.9		15.0			
cis-1,3-Dichloropropene	+++++ 0.2809	0.2163 0.3106	0.2481 0.3122	0.2518	0.2532	Ave		0.2676				13.0		15.0			
4-Methyl-2-pentanone	0.2914 0.3159	0.2977 0.3375	0.3153 0.3537	0.3153	0.3391	Ave		0.3207				6.6		15.0			
Toluene	1.3797 1.2781	1.1975 1.2323	1.4438 1.2907	1.2030	1.2369	Ave		1.2828				6.8		15.0			
trans-1,3-Dichloropropene	0.2288 0.3204	0.2213 0.3613	0.2588 0.3771	0.2740	0.2849	Lin1	-0.301	0.3618							0.9940		0.9900
Ethyl methacrylate	0.2341 0.2877	0.2570 0.3373	0.3081 0.3365	0.2879	0.2864	Ave		0.2919				12.0		15.0			
1,1,2-Trichloroethane	0.2269 0.2175	0.2238 0.2267	0.2486 0.2289	0.2237	0.2209	Ave		0.2271				4.1		15.0			
Tetrachloroethene	0.2466 0.2851	0.2328 0.2696	0.3191 0.2733	0.2613	0.2722	Ave		0.2700				9.6		15.0			
1,3-Dichloropropane	0.3855 0.3629	0.3693 0.3850	0.4084 0.3819	0.3691	0.3606	Ave		0.3779				4.2		15.0			
2-Hexanone	0.1867 0.1916	0.1953 0.2308	0.2006 0.2307	0.2184	0.2103	Ave		0.2080				8.3		15.0			
Dibromochloromethane	+++++ 0.2647	+++++ 0.2895	0.2290 0.3055	0.2069	0.2361	Ave		0.2553				15.0		15.0			
1,2-Dibromoethane	0.2185 0.2299	0.2084 0.2463	0.2478 0.2477	0.2257	0.2236	Ave		0.2310				6.4		15.0			
Chlorobenzene	0.9274 0.8639	0.8393 0.8712	0.9758 0.8825	0.8681	0.8514	Ave		0.8850			0.3000	5.1		15.0			
1,1,1,2-Tetrachloroethane	+++++ 0.3204	+++++ 0.3112	0.2895 0.3289	0.2495	0.2979	Ave		0.2996				9.5		15.0			
Ethylbenzene	0.4701 0.4565	0.4216 0.4523	0.4985 0.4551	0.4497	0.4424	Ave		0.4558				4.9		15.0			

Note: The m1 coefficient is the same as Ave RRF for an Ave curve type.

FORM VI
GC/MS VOA INITIAL CALIBRATION DATA
INTERNAL STANDARD CURVE EVALUTION

Lab Name: TestAmerica North Canton Job No.: 240-1112-1 Analy Batch No.: 1969

SDG No.:

Instrument ID: A3UX14 GC Column: DB-624 ID: 0.18(mm) Heated Purge: (Y/N) Y

Calibration Start Date: 05/13/2011 10:44 Calibration End Date: 05/13/2011 13:14 Calibration ID: 985

ANALYTE	RRF					CURVE TYPE	COEFFICIENT			#	MIN RRF	%RSD	#	MAX %RSD	R^2 OR COD	#	MIN R^2 OR COD
	LVL 1 LVL 6	LVL 2 LVL 7	LVL 3 LVL 8	LVL 4	LVL 5		B	M1	M2								
m-Xylene & p-Xylene	0.5516 0.5569	0.5079 0.5488	0.6088 0.5499	0.5483	0.5344	Ave		0.5508				5.1		15.0			
o-Xylene	0.5646 0.5652	0.5079 0.5334	0.6234 0.5321	0.5321	0.5541	Ave		0.5516				6.3		15.0			
Styrene	0.8149 0.8802	0.7539 0.9285	0.9192 0.9239	0.8589	0.8639	Ave		0.8679				7.0		15.0			
Bromoform	0.0856 0.1469	0.0938 0.1780	0.1141 0.1879	0.1157	0.1287	Qua	-0.352	0.1602	0.0001		0.1000				0.9990		0.9900
Isopropylbenzene	1.2781 1.5490	1.2333 1.4885	1.6120 1.5613	1.4126	1.4701	Ave		1.4506				9.3		15.0			
1,1,2,2-Tetrachloroethane	0.4608 0.5165	0.4211 0.5093	0.5159 0.5146	0.4928	0.4989	Ave		0.4912			0.3000	6.9		15.0			
Bromobenzene	0.7470 0.7148	0.6925 0.7174	0.7921 0.7008	0.7563	0.7003	Ave		0.7277				4.7		15.0			
1,2,3-Trichloropropane	0.2089 0.1764	0.1790 0.1831	0.1944 0.1786	0.1892	0.1833	Ave		0.1866				5.8		15.0			
trans-1,4-Dichloro-2-butene	0.1636 0.1691	0.1704 0.2159	0.1683 0.2131	0.1701	0.1698	Ave		0.1800				12.0		15.0			
n-Propylbenzene	0.7738 0.8272	0.7050 0.7944	0.8646 0.7944	0.7963	0.7847	Ave		0.7926				5.7		15.0			
2-Chlorotoluene	0.7565 0.7429	0.6995 0.7115	0.8022 0.7134	0.7326	0.7184	Ave		0.7346				4.5		15.0			
1,3,5-Trimethylbenzene	2.0302 2.4951	1.9774 2.2842	2.4837 2.4078	2.2922	2.3398	Ave		2.2888				8.4		15.0			
4-Chlorotoluene	0.7661 0.7198	0.6853 0.7200	0.7828 0.7152	0.7401	0.7067	Ave		0.7295				4.4		15.0			
tert-Butylbenzene	1.8911 2.3939	1.9120 2.1518	2.3161 2.3077	2.0751	2.1555	Ave		2.1504				8.6		15.0			
1,2,4-Trimethylbenzene	2.1779 2.4862	2.0485 2.3360	2.5549 2.4254	2.3446	2.3266	Ave		2.3375				7.0		15.0			
sec-Butylbenzene	2.4199 3.2401	2.3931 2.9565	3.2020 3.1679	2.8781	2.9685	Ave		2.9033				11.0		15.0			
1,3-Dichlorobenzene	1.4217 1.3933	1.3260 1.3602	1.5660 1.3460	1.3769	1.3557	Ave		1.3932				5.4		15.0			
p-Isopropyltoluene	2.1473 2.7849	2.0718 2.6216	2.7358 2.7414	2.5559	2.5552	Ave		2.5268				11.0		15.0			
1,4-Dichlorobenzene	1.4903 1.3883	1.3816 1.3867	1.5928 1.3833	1.3848	1.3745	Ave		1.4228				5.5		15.0			
n-Butylbenzene	1.7590 2.2383	1.7428 2.1573	2.2739 2.2436	2.0719	2.1098	Ave		2.0746				10.0		15.0			

Note: The m1 coefficient is the same as Ave RRF for an Ave curve type.

FORM VI
GC/MS VOA INITIAL CALIBRATION DATA
INTERNAL STANDARD CURVE EVALUTION

Lab Name: TestAmerica North Canton Job No.: 240-1112-1 Analy Batch No.: 1969

SDG No.:

Instrument ID: A3UX14 GC Column: DB-624 ID: 0.18(mm) Heated Purge: (Y/N) Y

Calibration Start Date: 05/13/2011 10:44 Calibration End Date: 05/13/2011 13:14 Calibration ID: 985

ANALYTE	RRF					CURVE TYPE	COEFFICIENT			#	MIN RRF	%RSD	#	MAX %RSD	R^2 OR COD	#	MIN R^2 OR COD
	LVL 1 LVL 6	LVL 2 LVL 7	LVL 3 LVL 8	LVL 4	LVL 5		B	M1	M2								
1,2-Dichlorobenzene	1.3968 1.3577	1.2998 1.2950	1.4899 1.3060	1.3053	1.3320	Ave		1.3478				5.0		15.0			
1,2-Dibromo-3-Chloropropane	0.0707 0.1046	0.0876 0.1247	0.0952 0.1329	0.0857	0.0954	Lin1	-0.109	0.1254							0.9900		0.9900
1,3,5-Trichlorobenzene	0.9946 1.1061	0.9513 1.0267	1.1209 1.0624	1.0151	1.0582	Ave		1.0419				5.4		15.0			
1,2,4-Trichlorobenzene	0.9861 1.0305	0.8526 0.9312	1.0951 0.9734	0.9084	1.0057	Ave		0.9729				7.8		15.0			
Hexachlorobutadiene	0.3762 0.5137	0.3615 0.4619	0.5023 0.4733	0.4571	0.4662	Ave		0.4515				12.0		15.0			
Naphthalene	2.2685 2.4252	2.1387 2.3049	2.5447 2.5154	2.1018	2.3987	Ave		2.3372				7.0		15.0			
1,2,3-Trichlorobenzene	0.9222 0.9831	0.8033 0.8870	1.0574 0.9142	0.8671	0.9714	Ave		0.9257				8.4		15.0			
Dibromofluoromethane (Surr)	0.2238 0.2544	0.2114 0.2370	0.2193 0.2265	0.2214	0.2271	Qua	-0.161	0.2546	0						1.0000		0.9900
1,2-Dichloroethane-d4 (Surr)	0.2940 0.2809	0.2856 0.2666	0.2688 0.2610	0.2569	0.2604	Qua	-0.052	0.2774	0						1.0000		0.9900
Toluene-d8 (Surr)	1.1464 1.2650	1.0512 1.1381	1.1588 1.1451	1.0183	1.0737	Qua	-0.404	1.1914	0						0.9990		0.9900
4-Bromofluorobenzene (Surr)	1.0754 0.8680	0.8867 0.8378	0.8327 0.7886	0.8199	0.7755	Qua	-0.431	0.8899	0						1.0000		0.9900

Note: The m1 coefficient is the same as Ave RRF for an Ave curve type.

FORM VI
GC/MS VOA INITIAL CALIBRATION DATA
INTERNAL STANDARD CURVE EVALUTION

Lab Name: TestAmerica North Canton Job No.: 240-1112-1 Analy Batch No.: 1969

SDG No.:

Instrument ID: A3UX14 GC Column: DB-624 ID: 0.18(mm) Heated Purge: (Y/N) Y

Calibration Start Date: 05/13/2011 13:57 Calibration End Date: 05/13/2011 16:27 Calibration ID: 987

Calibration Files:

LEVEL:	LAB SAMPLE ID:	LAB FILE ID:
Level 1	STD1A9 240-1969/20	148171.D
Level 2	STD2A9 240-1969/19	148170.D
Level 3	STD3A9 240-1969/18	148169.D
Level 4	STD4A9 240-1969/17	148168.D
Level 5	STD5A9 240-1969/16	148167.D
Level 6	STD6A9 240-1969/15	148166.D
Level 7	STD7A9 240-1969/14	148165.D
Level 8	STD8A9 240-1969/13	148164.D

ANALYTE	RRF					CURVE TYPE	COEFFICIENT			#	MIN RRF	%RSD	#	MAX %RSD	R^2 OR COD	#	MIN R^2 OR COD
	LVL 1 LVL 6	LVL 2 LVL 7	LVL 3 LVL 8	LVL 4	LVL 5		B	M1	M2								
Dichlorofluoromethane	0.3307 0.2592	0.2526 0.2622	0.2552 0.2677	0.2634	0.2556	Ave		0.2683				9.6		15.0			
Ethyl ether	0.2444 0.1903	0.2216 0.2071	0.2105 0.1866	0.2175	0.2109	Ave		0.2111				8.6		15.0			
3-Chloro-1-propene	0.0919 0.0996	0.0769 0.1071	0.0810 0.1116	0.0945	0.0950	Ave		0.0947				12.0		15.0			
Methylene Chloride	0.2962 0.2168	0.2181 0.2234	0.2173 0.2182	0.2215	0.2173	Ave		0.2286				12.0		15.0			
2-Chloro-1,3-butadiene	0.3698 0.4360	0.3394 0.4568	0.3825 0.4648	0.4155	0.4091	Ave		0.4092				11.0		15.0			
Diisopropyl ether	0.1961 0.1929	0.1770 0.1941	0.1837 0.1866	0.1942	0.1894	Ave		0.1893				3.4		15.0			
Ethyl-t-butyl ether (ETBE)	0.6828 0.7382	0.6579 0.7700	0.6589 0.8071	0.7073	0.7035	Ave		0.7157				7.4		15.0			
Propionitrile	0.0390 0.0375	0.0395 0.0364	0.0358 0.0352	0.0358	0.0355	Ave		0.0368				4.5		15.0			
Ethyl acetate	0.1831 0.2330	0.1796 0.2325	0.1900 0.2311	0.2155	0.2123	Ave		0.2096				11.0		15.0			
Methacrylonitrile	0.1228 0.1529	0.1452 0.1572	0.1353 0.1584	0.1473	0.1506	Ave		0.1462				8.2		15.0			
Isobutyl alcohol	0.0060 0.0086	0.0069 0.0092	0.0070 0.0090	0.0072	0.0076	Ave		0.0077				15.0		15.0			
Tert-amyl-methyl ether (TAME)	0.4511 0.4885	0.4394 0.5147	0.4308 0.5252	0.4700	0.4748	Ave		0.4743				7.2		15.0			
n-Heptane	0.0512 0.0612	0.0372 0.0610	0.0575 0.0622	0.0601	0.0578	Ave		0.0560				15.0		15.0			
n-Butanol	0.0060 0.0080	0.0085 0.0090	0.0068 0.0091	0.0061	0.0079	Lin1	-0.101	0.0088							0.9950		0.9900

Note: The m1 coefficient is the same as Ave RRF for an Ave curve type.

FORM VI
GC/MS VOA INITIAL CALIBRATION DATA
INTERNAL STANDARD CURVE EVALUTION

Lab Name: TestAmerica North Canton Job No.: 240-1112-1 Analy Batch No.: 1969

SDG No.:

Instrument ID: A3UX14 GC Column: DB-624 ID: 0.18(mm) Heated Purge: (Y/N) Y

Calibration Start Date: 05/13/2011 13:57 Calibration End Date: 05/13/2011 16:27 Calibration ID: 987

ANALYTE	RRF					CURVE TYPE	COEFFICIENT			#	MIN RRF	%RSD	#	MAX %RSD	R^2 OR COD	#	MIN R^2 OR COD
	LVL 1 LVL 6	LVL 2 LVL 7	LVL 3 LVL 8	LVL 4	LVL 5		B	M1	M2								
Methyl methacrylate	0.1770 0.2231	0.1634 0.2265	0.1737 0.2260	0.2207	0.1790	Ave		0.1987				14.0		15.0			
2-Nitropropane	0.0285 0.0323	0.0235 0.0414	0.0250 0.0511	0.0283	0.0255	Qua	-0.092	0.0302	0.0001						1.0000		0.9900
n-Butyl acetate	0.3656 0.4982	0.4015 0.5066	0.3763 0.5120	0.4143	0.4242	Ave		0.4373				14.0		15.0			
Cyclohexanone	0.0227 0.0277	0.0195 0.0298	0.0245 0.0291	0.0247	0.0273	Ave		0.0257				14.0		15.0			
1,2,3-Trimethylbenzene	1.9349 2.1478	1.9001 2.2411	1.9102 2.2835	2.1068	2.0922	Ave		2.0771				7.2		15.0			
2-Methylnaphthalene	1.4494 1.3723	1.3533 1.5439	1.2640 1.4798	1.2633	1.3960	Ave		1.3902				7.1		15.0			

Note: The m1 coefficient is the same as Ave RRF for an Ave curve type.

FORM VII
GC/MS VOA CONTINUING CALIBRATION DATA

Lab Name: TestAmerica North Canton Job No.: 240-1112-1

SDG No.:

Lab Sample ID: ICV 240-1969/11 Calibration Date: 05/13/2011 13:36

Instrument ID: A3UX14 Calib Start Date: 05/13/2011 10:44

GC Column: DB-624 ID: 0.18(mm) Calib End Date: 05/13/2011 13:14

Lab File ID: 148163.D Conc. Units: ng/L Heated Purge: (Y/N) Y

ANALYTE	CURVE TYPE	AVE RRF	RRF	MIN RRF	CALC AMOUNT	SPIKE AMOUNT	%D	MAX %D
Dichlorodifluoromethane	Ave	0.1809	0.1714		47400	50000	-5.2	50.0
Chloromethane	Ave	0.2918	0.2785	0.1000	47700	50000	-4.6	50.0
Vinyl chloride	Ave	0.2223	0.2152		48400	50000	-3.2	20.0
Bromomethane	Ave	0.0706	0.0622		44100	50000	-11.8	50.0
Chloroethane	Ave	0.0509	0.0444		43600	50000	-12.8	50.0
Trichlorofluoromethane	Ave	0.2149	0.2429		56500	50000	13.0	50.0
Acrolein	Ave	0.0402	0.0393		146000	150000	-2.4	50.0
1,1-Dichloroethene	Ave	0.1866	0.2081		55800	50000	11.5	20.0
1,1,2-Trichloro-1,2,2-trichfluoroethane	Ave	0.1753	0.2091		59600	50000	19.2	50.0
Acetone	Lin1		0.0853		98300	100000	-1.7	50.0
Iodomethane	Ave	0.3631	0.4066		56000	50000	12.0	50.0
Carbon disulfide	Ave	0.4616	0.5060		54800	50000	9.6	50.0
Acetonitrile	Ave	0.0363	0.0348		144000	150000	-4.1	50.0
Methyl acetate	Ave	0.2191	0.2252		51400	50000	2.8	50.0
tert-Butyl alcohol	Ave	0.0217	0.0223		1030000	1000000	3.0	50.0
Acrylonitrile	Ave	0.1046	0.1012		145000	150000	-3.2	50.0
trans-1,2-Dichloroethene	Ave	0.2275	0.2306		50700	50000	1.4	50.0
Methyl tert-butyl ether	Ave	0.5685	0.5747		50500	50000	1.1	50.0
Hexane	Ave	0.0501	0.0561		56000	50000	12.0	20.0
1,1-Dichloroethane	Ave	0.4178	0.4336	0.1000	51900	50000	3.8	50.0
Vinyl acetate	Ave	0.0316	0.0332		52500	50000	4.9	50.0
2,2-Dichloropropane	Ave	0.1535	0.1471		47900	50000	-4.1	50.0
cis-1,2-Dichloroethene	Ave	0.2456	0.2479		50500	50000	1.0	50.0
2-Butanone	Ave	0.1203	0.1115		92700	100000	-7.3	50.0
Bromochloromethane	Ave	0.1307	0.1294		49500	50000	-1.0	50.0
Tetrahydrofuran	Ave	0.0799	0.0797		49900	50000	-0.3	50.0
Chloroform	Ave	0.3650	0.3722		51000	50000	2.0	20.0
1,1,1-Trichloroethane	Ave	0.2857	0.3007		52600	50000	5.2	50.0
Cyclohexane	Ave	0.4625	0.5050		54600	50000	9.2	50.0
1,1-Dichloropropene	Ave	0.2791	0.2861		51300	50000	2.5	50.0
Carbon tetrachloride	Ave	0.2938	0.2949		50200	50000	0.4	50.0
Benzene	Ave	0.8703	0.8392		48200	50000	-3.6	50.0
1,2-Dichloroethane	Ave	0.3410	0.3395		49800	50000	-0.5	50.0
Trichloroethene	Ave	0.2582	0.2622		50800	50000	1.5	50.0
Methylcyclohexane	Ave	0.3865	0.4050		52400	50000	4.8	50.0
1,2-Dichloropropane	Ave	0.2331	0.2274		48800	50000	-2.5	20.0
Dibromomethane	Ave	0.1218	0.1278		52500	50000	4.9	50.0
Bromodichloromethane	Ave	0.2201	0.2314		52600	50000	5.1	50.0
2-Chloroethyl vinyl ether	Ave	0.1159	0.1029		44400	50000	-11.2	50.0
cis-1,3-Dichloropropene	Ave	0.2676	0.2522		47100	50000	-5.7	50.0

FORM VII
GC/MS VOA CONTINUING CALIBRATION DATA

Lab Name: TestAmerica North Canton Job No.: 240-1112-1

SDG No.:

Lab Sample ID: ICV 240-1969/11 Calibration Date: 05/13/2011 13:36

Instrument ID: A3UX14 Calib Start Date: 05/13/2011 10:44

GC Column: DB-624 ID: 0.18(mm) Calib End Date: 05/13/2011 13:14

Lab File ID: 148163.D Conc. Units: ng/L Heated Purge: (Y/N) Y

ANALYTE	CURVE TYPE	AVE RRF	RRF	MIN RRF	CALC AMOUNT	SPIKE AMOUNT	%D	MAX %D
4-Methyl-2-pentanone	Ave	0.3207	0.3246		101000	100000	1.2	50.0
Toluene	Ave	1.283	1.237		48200	50000	-3.6	20.0
trans-1,3-Dichloropropene	Lin1		0.3046		42900	50000	-14.2	50.0
1,1,2-Trichloroethane	Ave	0.2271	0.2258		49700	50000	-0.6	50.0
Tetrachloroethene	Ave	0.2700	0.2778		51400	50000	2.9	50.0
1,3-Dichloropropane	Ave	0.3779	0.3691		48800	50000	-2.3	50.0
2-Hexanone	Ave	0.2080	0.2004		96300	100000	-3.7	50.0
Dibromochloromethane	Ave	0.2553	0.2494		48900	50000	-2.3	50.0
1,2-Dibromoethane	Ave	0.2310	0.2313		50100	50000	0.1	50.0
Chlorobenzene	Ave	0.8850	0.8444	0.3000	47700	50000	-4.6	50.0
1,1,1,2-Tetrachloroethane	Ave	0.2996	0.3092		51600	50000	3.2	50.0
Ethylbenzene	Ave	0.4558	0.4441		48700	50000	-2.6	20.0
m-Xylene & p-Xylene	Ave	0.5508	0.5403		98100	100000	-1.9	50.0
o-Xylene	Ave	0.5516	0.5538		50200	50000	0.4	50.0
Styrene	Ave	0.8679	0.8479		48800	50000	-2.3	50.0
Bromoform	Qua		0.1386	0.1000	43700	50000	-12.6	50.0
Isopropylbenzene	Ave	1.451	1.487		51200	50000	2.5	50.0
1,1,2,2-Tetrachloroethane	Ave	0.4912	0.5016	0.3000	51100	50000	2.1	50.0
Bromobenzene	Ave	0.7277	0.7047		48400	50000	-3.2	50.0
1,2,3-Trichloropropane	Ave	0.1866	0.1847		49500	50000	-1.0	50.0
trans-1,4-Dichloro-2-butene	Ave	0.1800	0.1839		102000	100000	2.1	50.0
n-Propylbenzene	Ave	0.7926	0.8123		51200	50000	2.5	50.0
2-Chlorotoluene	Ave	0.7346	0.7204		49000	50000	-1.9	50.0
1,3,5-Trimethylbenzene	Ave	2.289	2.364		51600	50000	3.3	50.0
4-Chlorotoluene	Ave	0.7295	0.6905		47300	50000	-5.3	50.0
tert-Butylbenzene	Ave	2.150	2.293		53300	50000	6.6	50.0
1,2,4-Trimethylbenzene	Ave	2.338	2.419		51700	50000	3.5	50.0
sec-Butylbenzene	Ave	2.903	3.072		52900	50000	5.8	50.0
1,3-Dichlorobenzene	Ave	1.393	1.334		47900	50000	-4.2	50.0
p-Isopropyltoluene	Ave	2.527	2.726		53900	50000	7.9	50.0
1,4-Dichlorobenzene	Ave	1.423	1.337		47000	50000	-6.1	50.0
n-Butylbenzene	Ave	2.075	2.151		51800	50000	3.7	50.0
1,2-Dichlorobenzene	Ave	1.348	1.307		48500	50000	-3.0	50.0
1,2-Dibromo-3-Chloropropane	Lin1		0.1066		43400	50000	-13.2	50.0
1,2,4-Trichlorobenzene	Ave	0.9729	1.017		52200	50000	4.5	50.0
Hexachlorobutadiene	Ave	0.4515	0.4695		52000	50000	4.0	50.0
Naphthalene	Ave	2.337	2.454		52500	50000	5.0	50.0
1,2,3-Trichlorobenzene	Ave	0.9257	0.9622		52000	50000	3.9	50.0
Dibromofluoromethane (Surr)	Qua		0.2552		52200	50000	4.4	50.0
1,2-Dichloroethane-d4 (Surr)	Qua		0.2845		52300	50000	4.6	50.0
Toluene-d8 (Surr)	Qua		1.268		54100	50000	8.2	50.0

FORM VII
GC/MS VOA CONTINUING CALIBRATION DATA

Lab Name: TestAmerica North Canton Job No.: 240-1112-1

SDG No.:

Lab Sample ID: ICV 240-1969/11 Calibration Date: 05/13/2011 13:36

Instrument ID: A3UX14 Calib Start Date: 05/13/2011 10:44

GC Column: DB-624 ID: 0.18(mm) Calib End Date: 05/13/2011 13:14

Lab File ID: 148163.D Conc. Units: ng/L Heated Purge: (Y/N) Y

ANALYTE	CURVE TYPE	AVE RRF	RRF	MIN RRF	CALC AMOUNT	SPIKE AMOUNT	%D	MAX %D
4-Bromofluorobenzene (Surr)	Qua		0.8627		50400	50000	0.8	50.0

FORM VII
GC/MS VOA CONTINUING CALIBRATION DATA

Lab Name: TestAmerica North Canton Job No.: 240-1112-1

SDG No.:

Lab Sample ID: ICV 240-1969/11 Calibration Date: 05/13/2011 13:36

Instrument ID: A3UX14 Calib Start Date: 05/13/2011 13:57

GC Column: DB-624 ID: 0.18(mm) Calib End Date: 05/13/2011 16:27

Lab File ID: 148163.D Conc. Units: ng/L Heated Purge: (Y/N) Y

ANALYTE	CURVE TYPE	AVE RRF	RRF	MIN RRF	CALC AMOUNT	SPIKE AMOUNT	%D	MAX %D
Ethyl ether	Ave	0.2111	0.1902		45000	50000	-9.9	50.0
Methylene Chloride	Ave	0.2286	0.2191		47900	50000	-4.1	50.0
Diisopropyl ether	Ave	0.1893	0.1964		51900	50000	3.8	50.0
Isobutyl alcohol	Ave	0.0077	0.0091		2970000	2500000	18.7	50.0
Cyclohexanone	Ave	0.0257	0.0129		504000	1000000	-49.6	50.0
1,2,3-Trimethylbenzene	Ave	2.077	2.474		59500	50000	19.1	50.0

FORM V
GC/MS VOA INSTRUMENT PERFORMANCE CHECK
BROMOFLUOROBENZENE (BFB)

Lab Name: TestAmerica North Canton Job No.: 240-1112-1

SDG No.:

Lab File ID: BFB14861.D BFB Injection Date: 06/27/2011

Instrument ID: A3UX14 BFB Injection Time: 09:46

Analysis Batch No.: 6180

M/E	ION ABUNDANCE CRITERIA	% RELATIVE ABUNDANCE	
50	15.0 - 40.0 % of mass 95	25.4	
75	30.0 - 60.0 % of mass 95	45.4	
95	Base Peak, 100% relative abundance	100.0	
96	5.0 - 9.0 % of mass 95	6.6	
173	Less than 2.0 % of mass 174	0.0	(0.0)1
174	50.0 - 120.00 % of mass 95	91.0	
175	5.0 - 9.0 % of mass 174	6.4	(7.0)1
176	95.0 - 101.0 % of mass 174	86.7	(95.3)1
177	5.0 - 9.0 % of mass 176	5.6	(6.5)2

1-Value is % mass 174 2-Value is % mass 176

THIS CHECK APPLIES TO THE FOLLOWING SAMPLES, MS, MSD, BLANKS AND STANDARDS:

CLIENT SAMPLE ID	LAB SAMPLE ID	LAB FILE ID	DATE ANALYZED	TIME ANALYZED
	CCV 240-6180/3	149235.D	06/27/2011	10:30
	CCV 240-6180/4	149236.D	06/27/2011	10:52
	LCS 240-6180/5	149237.D	06/27/2011	11:13
	MB 240-6180/6	149238.D	06/27/2011	11:35
	LCS 240-5929/2-A	149239.D	06/27/2011	11:56
	MB 240-5929/1-A	149240.D	06/27/2011	12:18
DR-SB-27-10	240-1112-4	149241.D	06/27/2011	12:39
	240-1145-B-3-A MS	149247.D	06/27/2011	14:47
	240-1145-C-3-A MSD	149248.D	06/27/2011	15:09
DR-SB-31-14	240-1112-12	149250.D	06/27/2011	15:52
DR-SB-30-02	240-1112-9	149251.D	06/27/2011	16:13
DR-SB-30-08	240-1112-10	149252.D	06/27/2011	16:35
DR-SB-31-02	240-1112-11	149253.D	06/27/2011	16:56
DR-SB-32-02	240-1112-13	149254.D	06/27/2011	17:18
DR-SB-32-12	240-1112-14	149255.D	06/27/2011	17:39
DR-SB-33-02	240-1112-15	149256.D	06/27/2011	18:01
DR-SB-33-12	240-1112-16	149257.D	06/27/2011	18:22
DR-SB-34-02	240-1112-17	149258.D	06/27/2011	18:43
DR-SB-34-08	240-1112-18	149259.D	06/27/2011	19:05
DR-SB-35-02	240-1112-19	149260.D	06/27/2011	19:26
	240-1121-F-48-A MS	149264.D	06/27/2011	20:52
	240-1121-H-48-A MSD	149265.D	06/27/2011	21:14

FORM VII
GC/MS VOA CONTINUING CALIBRATION DATA

Lab Name: TestAmerica North Canton Job No.: 240-1112-1

SDG No.:

Lab Sample ID: CCV 240-6180/3 Calibration Date: 06/27/2011 10:30

Instrument ID: A3UX14 Calib Start Date: 05/13/2011 10:44

GC Column: DB-624 ID: 0.18(mm) Calib End Date: 05/13/2011 13:14

Lab File ID: 149235.D Conc. Units: ng/uL Heated Purge: (Y/N) Y

ANALYTE	CURVE TYPE	AVE RRF	RRF	MIN RRF	CALC AMOUNT	SPIKE AMOUNT	%D	MAX %D
Dichlorodifluoromethane	Ave	0.1809	0.2377		0.0657	0.0500	31.4	50.0
Chloromethane	Ave	0.2918	0.3416	0.1000	0.0585	0.0500	17.1	50.0
Vinyl chloride	Ave	0.2223	0.2513		0.0565	0.0500	13.0	20.0
Bromomethane	Ave	0.0706	0.0865		0.0613	0.0500	22.7	50.0
Chloroethane	Ave	0.0509	0.1318		0.130	0.0500	159.0*	50.0
Trichlorofluoromethane	Ave	0.2149	0.2674		0.0622	0.0500	24.5	50.0
Acrolein	Ave	0.0402	0.0303		0.377	0.500	-24.7 NT	50.0
1,1-Dichloroethene	Ave	0.1866	0.1918		0.0514	0.0500	2.8	20.0
1,1,2-Trichloro-1,2,2-trichfluoroethane	Ave	0.1753	0.1984		0.0566	0.0500	13.2	50.0
Acetone	Lin1		0.0846		0.0975	0.100	-2.5	50.0
Iodomethane	Ave	0.3631	0.3684		0.0507	0.0500	1.4	50.0
Carbon disulfide	Ave	0.4616	0.4314		0.0467	0.0500	-6.5	50.0
Acetonitrile	Ave	0.0363	0.0302		0.416	0.500	-16.9	50.0
Methyl acetate	Ave	0.2191	0.2188		0.0999	0.100	-0.1	50.0
tert-Butyl alcohol	Ave	0.0217	0.0171		0.788	1.00	-21.2	50.0
Acrylonitrile	Ave	0.1046	0.0967		0.0925	0.100	-7.5	50.0
trans-1,2-Dichloroethene	Ave	0.2275	0.2279		0.0501	0.0500	0.2	50.0
Methyl tert-butyl ether	Ave	0.5685	0.5576		0.0490	0.0500	-1.9	50.0
Hexane	Ave	0.0501	0.0567		0.0566	0.0500	13.1	20.0
1,1-Dichloroethane	Ave	0.4178	0.4287	0.1000	0.0513	0.0500	2.6	50.0
Vinyl acetate	Ave	0.0316	0.0245		0.0388	0.0500	-22.4	50.0
2,2-Dichloropropane	Ave	0.1535	0.1737		0.0566	0.0500	13.1	50.0
cis-1,2-Dichloroethene	Ave	0.2456	0.2436		0.0496	0.0500	-0.8	50.0
2-Butanone	Ave	0.1203	0.1127		0.0937	0.100	-6.3	50.0
Bromochloromethane	Ave	0.1307	0.1276		0.0488	0.0500	-2.4	50.0
Tetrahydrofuran	Ave	0.0799	0.0775		0.0485	0.0500	-3.0	50.0
Chloroform	Ave	0.3650	0.3811		0.0522	0.0500	4.4	20.0
1,1,1-Trichloroethane	Ave	0.2857	0.3216		0.0563	0.0500	12.6	50.0
Cyclohexane	Ave	0.4625	0.5265		0.0569	0.0500	13.8	50.0
1,1-Dichloropropene	Ave	0.2791	0.2985		0.0535	0.0500	7.0	50.0
Carbon tetrachloride	Ave	0.2938	0.3084		0.0525	0.0500	5.0	50.0
Benzene	Ave	0.8703	0.8622		0.0495	0.0500	-0.9	50.0
1,2-Dichloroethane	Ave	0.3410	0.3505		0.0514	0.0500	2.8	50.0
Trichloroethene	Ave	0.2582	0.2674		0.0518	0.0500	3.6	50.0
Methylcyclohexane	Ave	0.3865	0.4044		0.0523	0.0500	4.6	50.0
1,2-Dichloropropane	Ave	0.2331	0.2312		0.0496	0.0500	-0.8	20.0
Dibromomethane	Ave	0.1218	0.1231		0.0505	0.0500	1.1	50.0
1,4-Dioxane	Ave	0.0023	0.0019		2.01	2.50	-19.7	50.0
Bromodichloromethane	Ave	0.2201	0.2281		0.0518	0.0500	3.6	50.0
2-Chloroethyl vinyl ether	Ave	0.1159	0.1021		0.0881	0.100	-11.9	50.0

FORM VII 8260B

FORM VII
GC/MS VOA CONTINUING CALIBRATION DATA

Lab Name: TestAmerica North Canton Job No.: 240-1112-1

SDG No.:

Lab Sample ID: CCV 240-6180/3 Calibration Date: 06/27/2011 10:30

Instrument ID: A3UX14 Calib Start Date: 05/13/2011 10:44

GC Column: DB-624 ID: 0.18(mm) Calib End Date: 05/13/2011 13:14

Lab File ID: 149235.D Conc. Units: ng/uL Heated Purge: (Y/N) Y

ANALYTE	CURVE TYPE	AVE RRF	RRF	MIN RRF	CALC AMOUNT	SPIKE AMOUNT	%D	MAX %D
cis-1,3-Dichloropropene	Ave	0.2676	0.2789		0.0521	0.0500	4.2	50.0
4-Methyl-2-pentanone	Ave	0.3207	0.3004		0.0937	0.100	-6.3	50.0
Toluene	Ave	1.283	1.225		0.0477	0.0500	-4.5	20.0
trans-1,3-Dichloropropene	Lin1		0.3197		0.0450	0.0500	-10.0	50.0
Ethyl methacrylate	Ave	0.2919	0.2777		0.0476	0.0500	-4.9	50.0
1,1,2-Trichloroethane	Ave	0.2271	0.2228		0.0490	0.0500	-1.9	50.0
Tetrachloroethene	Ave	0.2700	0.2793		0.0517	0.0500	3.4	50.0
1,3-Dichloropropane	Ave	0.3779	0.3644		0.0482	0.0500	-3.6	50.0
2-Hexanone	Ave	0.2080	0.1970		0.0947	0.100	-5.3	50.0
Dibromochloromethane	Ave	0.2553	0.2422		0.0474	0.0500	-5.1	50.0
1,2-Dibromoethane	Ave	0.2310	0.2314		0.0501	0.0500	0.2	50.0
Chlorobenzene	Ave	0.8850	0.8579	0.3000	0.0485	0.0500	-3.1	50.0
1,1,1,2-Tetrachloroethane	Ave	0.2996	0.3108		0.0519	0.0500	3.7	50.0
Ethylbenzene	Ave	0.4558	0.4508		0.0495	0.0500	-1.1	20.0
m-Xylene & p-Xylene	Ave	0.5508	0.5547		0.101	0.100	0.7	50.0
o-Xylene	Ave	0.5516	0.5382		0.0488	0.0500	-2.4	50.0
Styrene	Ave	0.8679	0.8883		0.0512	0.0500	2.4	50.0
Bromoform	Qua		0.1314	0.1000	0.0416	0.0500	-16.8	50.0
Isopropylbenzene	Ave	1.451	1.464		0.0505	0.0500	0.9	50.0
1,1,2,2-Tetrachloroethane	Ave	0.4912	0.4758	0.3000	0.0484	0.0500	-3.1	50.0
Bromobenzene	Ave	0.7277	0.7159		0.0492	0.0500	-1.6	50.0
1,2,3-Trichloropropane	Ave	0.1866	0.1740		0.0466	0.0500	-6.8	50.0
trans-1,4-Dichloro-2-butene	Ave	0.1800	0.1951		0.0542	0.0500	8.3	50.0
n-Propylbenzene	Ave	0.7926	0.7795		0.0492	0.0500	-1.7	50.0
2-Chlorotoluene	Ave	0.7346	0.6990		0.0476	0.0500	-4.9	50.0
1,3,5-Trimethylbenzene	Ave	2.289	2.270		0.0496	0.0500	-0.8	50.0
4-Chlorotoluene	Ave	0.7295	0.7295		0.0500	0.0500	-0.0	50.0
tert-Butylbenzene	Ave	2.150	2.106		0.0490	0.0500	-2.1	50.0
1,2,4-Trimethylbenzene	Ave	2.338	2.292		0.0490	0.0500	-1.9	50.0
sec-Butylbenzene	Ave	2.903	2.882		0.0496	0.0500	-0.7	50.0
1,3-Dichlorobenzene	Ave	1.393	1.369		0.0491	0.0500	-1.8	50.0
p-Isopropyltoluene	Ave	2.527	2.517		0.0498	0.0500	-0.4	50.0
1,4-Dichlorobenzene	Ave	1.423	1.392		0.0489	0.0500	-2.2	50.0
n-Butylbenzene	Ave	2.075	2.093		0.0504	0.0500	0.9	50.0
1,2-Dichlorobenzene	Ave	1.348	1.292		0.0479	0.0500	-4.1	50.0
1,2-Dibromo-3-Chloropropane	Lin1		0.0855		0.0350	0.0500	-30.0	50.0
1,3,5-Trichlorobenzene	Ave	1.042	0.995		0.0478	0.0500	-4.5	50.0
1,2,4-Trichlorobenzene	Ave	0.9729	0.8779		0.0451	0.0500	-9.8	50.0
Hexachlorobutadiene	Ave	0.4515	0.4455		0.0493	0.0500	-1.3	50.0
Naphthalene	Ave	2.337	2.006		0.0429	0.0500	-14.2	50.0
1,2,3-Trichlorobenzene	Ave	0.9257	0.8504		0.0459	0.0500	-8.1	50.0

FORM VII
GC/MS VOA CONTINUING CALIBRATION DATA

Lab Name: TestAmerica North Canton Job No.: 240-1112-1

SDG No.:

Lab Sample ID: CCV 240-6180/3 Calibration Date: 06/27/2011 10:30

Instrument ID: A3UX14 Calib Start Date: 05/13/2011 10:44

GC Column: DB-624 ID: 0.18(mm) Calib End Date: 05/13/2011 13:14

Lab File ID: 149235.D Conc. Units: ng/uL Heated Purge: (Y/N) Y

ANALYTE	CURVE TYPE	AVE RRF	RRF	MIN RRF	CALC AMOUNT	SPIKE AMOUNT	%D	MAX %D
Dibromofluoromethane (Surr)	Qua		0.2453		0.0502	0.0500	0.4	50.0
1,2-Dichloroethane-d4 (Surr)	Qua		0.2888		0.0531	0.0500	6.2	50.0
Toluene-d8 (Surr)	Qua		1.184		0.0505	0.0500	1.0	50.0
4-Bromofluorobenzene (Surr)	Qua		0.8341		0.0487	0.0500	-2.6	50.0

FORM VII
GC/MS VOA CONTINUING CALIBRATION DATA

Lab Name: TestAmerica North Canton Job No.: 240-1112-1

SDG No.:

Lab Sample ID: CCV 240-6180/4 Calibration Date: 06/27/2011 10:52

Instrument ID: A3UX14 Calib Start Date: 05/13/2011 10:44

GC Column: DB-624 ID: 0.18(mm) Calib End Date: 05/13/2011 13:14

Lab File ID: 149236.D Conc. Units: ng/uL Heated Purge: (Y/N) Y

ANALYTE	CURVE TYPE	AVE RRF	RRF	MIN RRF	CALC AMOUNT	SPIKE AMOUNT	%D	MAX %D
Dibromofluoromethane (Surr)	Qua		0.2346		0.0479	0.0500	-4.2	50.0
1,2-Dichloroethane-d4 (Surr)	Qua		0.2825		0.0519	0.0500	3.8	50.0
Toluene-d8 (Surr)	Qua		1.201		0.0512	0.0500	2.4	50.0
4-Bromofluorobenzene (Surr)	Qua		0.8647		0.0505	0.0500	1.0	50.0

FORM VII
GC/MS VOA CONTINUING CALIBRATION DATA

Lab Name: TestAmerica North Canton Job No.: 240-1112-1

SDG No.:

Lab Sample ID: CCV 240-6180/4 Calibration Date: 06/27/2011 10:52

Instrument ID: A3UX14 Calib Start Date: 05/13/2011 13:57

GC Column: DB-624 ID: 0.18(mm) Calib End Date: 05/13/2011 16:27

Lab File ID: 149236.D Conc. Units: ng/uL Heated Purge: (Y/N) Y

ANALYTE	CURVE TYPE	AVE RRF	RRF	MIN RRF	CALC AMOUNT	SPIKE AMOUNT	%D	MAX %D
Dichlorofluoromethane	Ave	0.2683	0.2887		0.0538	0.0500	7.6	50.0
Ethyl ether	Ave	0.2111	0.1995		0.0472	0.0500	-5.5	50.0
3-Chloro-1-propene	Ave	0.0947	0.0954		0.0503	0.0500	0.7	50.0
Methylene Chloride	Ave	0.2286	0.2313		0.101	0.100	1.2	50.0
2-Chloro-1,3-butadiene	Ave	0.4092	0.4481		0.0548	0.0500	9.5	50.0
Diisopropyl ether	Ave	0.1893	0.1862		0.246	0.250	-1.6	50.0
Ethyl-t-butyl ether (ETBE)	Ave	0.7157	0.7358		0.0514	0.0500	2.8	50.0
Propionitrile	Ave	0.0368	0.0349		0.0948	0.100	-5.2	50.0
Ethyl acetate	Ave	0.2096	0.2122		0.101	0.100	1.2	50.0
Methacrylonitrile	Ave	0.1462	0.1542		0.0527	0.0500	5.4	50.0
Isobutyl alcohol	Ave	0.0077	0.0081		1.06	1.00	5.6	50.0
Tert-amyl-methyl ether (TAME)	Ave	0.4743	0.4815		0.0508	0.0500	1.5	50.0
n-Heptane	Ave	0.0560	0.0590		0.0526	0.0500	5.2	50.0
n-Butanol	Lin1		0.0085		0.970	1.00	-3.0	50.0
Methyl methacrylate	Ave	0.1987	0.1750		0.0440	0.0500	-11.9	50.0
2-Nitropropane	Qua		0.0368		0.105	0.100	5.4	50.0
Cyclohexanone	Ave	0.0257	0.0317		0.617	0.500	23.4	50.0
1,2,3-Trimethylbenzene	Ave	2.077	2.310		0.0556	0.0500	11.2	50.0
2-Methylnaphthalene	Ave	1.390	1.406		0.101	0.100	1.2	50.0

FORM V
GC/MS VOA INSTRUMENT PERFORMANCE CHECK
BROMOFLUOROBENZENE (BFB)

Lab Name: TestAmerica North Canton Job No.: 240-1112-1

SDG No.:

Lab File ID: BFB14862.D BFB Injection Date: 06/28/2011

Instrument ID: A3UX14 BFB Injection Time: 11:07

Analysis Batch No.: 6372

M/E	ION ABUNDANCE CRITERIA	% RELATIVE ABUNDANCE	
50	15.0 - 40.0 % of mass 95	26.4	
75	30.0 - 60.0 % of mass 95	47.0	
95	Base Peak, 100% relative abundance	100.0	
96	5.0 - 9.0 % of mass 95	6.4	
173	Less than 2.0 % of mass 174	0.0	(0.0)1
174	50.0 - 120.00 % of mass 95	81.1	
175	5.0 - 9.0 % of mass 174	5.9	(7.3)1
176	95.0 - 101.0 % of mass 174	77.7	(95.9)1
177	5.0 - 9.0 % of mass 176	4.8	(6.2)2

1-Value is % mass 174 2-Value is % mass 176

THIS CHECK APPLIES TO THE FOLLOWING SAMPLES, MS, MSD, BLANKS AND STANDARDS:

CLIENT SAMPLE ID	LAB SAMPLE ID	LAB FILE ID	DATE ANALYZED	TIME ANALYZED
	CCV 240-6372/3	149268.D	06/28/2011	11:50
	CCV 240-6372/4	149269.D	06/28/2011	12:11
	LCS 240-6372/5	149270.D	06/28/2011	12:33
	MB 240-6372/6	149271.D	06/28/2011	12:54
DR-SB-35-10	240-1112-20	149281.D	06/28/2011	16:28

FORM VII
GC/MS VOA CONTINUING CALIBRATION DATA

Lab Name: TestAmerica North Canton Job No.: 240-1112-1

SDG No.:

Lab Sample ID: CCV 240-6372/3 Calibration Date: 06/28/2011 11:50

Instrument ID: A3UX14 Calib Start Date: 05/13/2011 10:44

GC Column: DB-624 ID: 0.18(mm) Calib End Date: 05/13/2011 13:14

Lab File ID: 149268.D Conc. Units: ng/L Heated Purge: (Y/N) Y

ANALYTE	CURVE TYPE	AVE RRF	RRF	MIN RRF	CALC AMOUNT	SPIKE AMOUNT	%D	MAX %D
Dichlorodifluoromethane	Ave	0.1809	0.2331		64400	50000	28.8	50.0
Chloromethane	Ave	0.2918	0.3419	0.1000	58600	50000	17.2	50.0
Vinyl chloride	Ave	0.2223	0.2503		56300	50000	12.6	20.0
Bromomethane	Ave	0.0706	0.0871		61800	50000	23.5	50.0
Chloroethane	Ave	0.0509	0.1287		126000	50000	152.8*	50.0
Trichlorofluoromethane	Ave	0.2149	0.2580		60000	50000	20.1	50.0
Acrolein	Ave	0.0402	0.0279		347000	500000	-30.6 NJ	50.0
1,1-Dichloroethene	Ave	0.1866	0.1925		51600	50000	3.2	20.0
1,1,2-Trichloro-1,2,2-trichfluoroethane	Ave	0.1753	0.2008		57300	50000	14.5	50.0
Acetone	Lin1		0.0810		93000	100000	-7.0	50.0
Iodomethane	Ave	0.3631	0.3553		48900	50000	-2.2	50.0
Carbon disulfide	Ave	0.4616	0.4097		44400	50000	-11.3	50.0
Acetonitrile	Ave	0.0363	0.0285		393000	500000	-21.5	50.0
Methyl acetate	Ave	0.2191	0.2222		101000	100000	1.4	50.0
tert-Butyl alcohol	Ave	0.0217	0.0159		733000	1000000	-26.7	50.0
Acrylonitrile	Ave	0.1046	0.0952		91000	100000	-9.0	50.0
trans-1,2-Dichloroethene	Ave	0.2275	0.2294		50400	50000	0.8	50.0
Methyl tert-butyl ether	Ave	0.5685	0.5308		46700	50000	-6.6	50.0
Hexane	Ave	0.0501	0.0587		58600	50000	17.2	20.0
1,1-Dichloroethane	Ave	0.4178	0.4329	0.1000	51800	50000	3.6	50.0
Vinyl acetate	Ave	0.0316	0.0234		37000	50000	-26.0	50.0
2,2-Dichloropropane	Ave	0.1535	0.1641		53400	50000	6.9	50.0
cis-1,2-Dichloroethene	Ave	0.2456	0.2412		49100	50000	-1.8	50.0
2-Butanone	Ave	0.1203	0.1150		95600	100000	-4.4	50.0
Bromochloromethane	Ave	0.1307	0.1248		47700	50000	-4.5	50.0
Tetrahydrofuran	Ave	0.0799	0.0811		50800	50000	1.5	50.0
Chloroform	Ave	0.3650	0.3759		51500	50000	3.0	20.0
1,1,1-Trichloroethane	Ave	0.2857	0.3208		56100	50000	12.3	50.0
Cyclohexane	Ave	0.4625	0.5350		57800	50000	15.7	50.0
1,1-Dichloropropene	Ave	0.2791	0.3055		54700	50000	9.5	50.0
Carbon tetrachloride	Ave	0.2938	0.3093		52600	50000	5.3	50.0
Benzene	Ave	0.8703	0.8743		50200	50000	0.5	50.0
1,2-Dichloroethane	Ave	0.3410	0.3547		52000	50000	4.0	50.0
Trichloroethene	Ave	0.2582	0.2735		53000	50000	5.9	50.0
Methylcyclohexane	Ave	0.3865	0.4122		53300	50000	6.7	50.0
1,2-Dichloropropane	Ave	0.2331	0.2412		51700	50000	3.5	20.0
Dibromomethane	Ave	0.1218	0.1231		50500	50000	1.1	50.0
1,4-Dioxane	Ave	0.0023	0.0020		2140000	2500000	-14.4	50.0
Bromodichloromethane	Ave	0.2201	0.2293		52100	50000	4.2	50.0
2-Chloroethyl vinyl ether	Ave	0.1159	0.1016		87600	100000	-12.4	50.0

FORM VII 8260B

FORM VII
GC/MS VOA CONTINUING CALIBRATION DATA

Lab Name: TestAmerica North Canton Job No.: 240-1112-1

SDG No.:

Lab Sample ID: CCV 240-6372/3 Calibration Date: 06/28/2011 11:50

Instrument ID: A3UX14 Calib Start Date: 05/13/2011 10:44

GC Column: DB-624 ID: 0.18(mm) Calib End Date: 05/13/2011 13:14

Lab File ID: 149268.D Conc. Units: ng/L Heated Purge: (Y/N) Y

ANALYTE	CURVE TYPE	AVE RRF	RRF	MIN RRF	CALC AMOUNT	SPIKE AMOUNT	%D	MAX %D
cis-1,3-Dichloropropene	Ave	0.2676	0.2885		53900	50000	7.8	50.0
4-Methyl-2-pentanone	Ave	0.3207	0.3091		96400	100000	-3.6	50.0
Toluene	Ave	1.283	1.295		50500	50000	1.0	20.0
trans-1,3-Dichloropropene	Lin1		0.3288		46300	50000	-7.4	50.0
Ethyl methacrylate	Ave	0.2919	0.2784		47700	50000	-4.6	50.0
1,1,2-Trichloroethane	Ave	0.2271	0.2326		51200	50000	2.4	50.0
Tetrachloroethene	Ave	0.2700	0.2962		54900	50000	9.7	50.0
1,3-Dichloropropane	Ave	0.3779	0.3843		50900	50000	1.7	50.0
2-Hexanone	Ave	0.2080	0.1974		94900	100000	-5.1	50.0
Dibromochloromethane	Ave	0.2553	0.2423		47400	50000	-5.1	50.0
1,2-Dibromoethane	Ave	0.2310	0.2392		51800	50000	3.6	50.0
Chlorobenzene	Ave	0.8850	0.8903	0.3000	50300	50000	0.6	50.0
1,1,1,2-Tetrachloroethane	Ave	0.2996	0.3150		52600	50000	5.1	50.0
Ethylbenzene	Ave	0.4558	0.4610		50600	50000	1.1	20.0
m-Xylene & p-Xylene	Ave	0.5508	0.5711		104000	100000	3.7	50.0
o-Xylene	Ave	0.5516	0.5562		50400	50000	0.8	50.0
Styrene	Ave	0.8679	0.8797		50700	50000	1.4	50.0
Bromoform	Qua		0.1260	0.1000	40000	50000	-20.0	50.0
Isopropylbenzene	Ave	1.451	1.531		52800	50000	5.5	50.0
1,1,2,2-Tetrachloroethane	Ave	0.4912	0.4898	0.3000	49900	50000	-0.3	50.0
Bromobenzene	Ave	0.7277	0.7255		49900	50000	-0.3	50.0
1,2,3-Trichloropropane	Ave	0.1866	0.1870		50100	50000	0.2	50.0
trans-1,4-Dichloro-2-butene	Ave	0.1800	0.1939		53900	50000	7.7	50.0
n-Propylbenzene	Ave	0.7926	0.8243		52000	50000	4.0	50.0
2-Chlorotoluene	Ave	0.7346	0.7355		50100	50000	0.1	50.0
1,3,5-Trimethylbenzene	Ave	2.289	2.424		53000	50000	5.9	50.0
4-Chlorotoluene	Ave	0.7295	0.7483		51300	50000	2.6	50.0
tert-Butylbenzene	Ave	2.150	2.281		53000	50000	6.1	50.0
1,2,4-Trimethylbenzene	Ave	2.338	2.385		51000	50000	2.0	50.0
sec-Butylbenzene	Ave	2.903	3.071		52900	50000	5.8	50.0
1,3-Dichlorobenzene	Ave	1.393	1.386		49700	50000	-0.6	50.0
p-Isopropyltoluene	Ave	2.527	2.653		52500	50000	5.0	50.0
1,4-Dichlorobenzene	Ave	1.423	1.417		49800	50000	-0.4	50.0
n-Butylbenzene	Ave	2.075	2.138		51500	50000	3.1	50.0
1,2-Dichlorobenzene	Ave	1.348	1.304		48400	50000	-3.2	50.0
1,2-Dibromo-3-Chloropropane	Lin1		0.0856		35000	50000	-30.0	50.0
1,3,5-Trichlorobenzene	Ave	1.042	1.011		48500	50000	-3.0	50.0
1,2,4-Trichlorobenzene	Ave	0.9729	0.8700		44700	50000	-10.6	50.0
Hexachlorobutadiene	Ave	0.4515	0.4617		51100	50000	2.3	50.0
Naphthalene	Ave	2.337	2.007		42900	50000	-14.1	50.0
1,2,3-Trichlorobenzene	Ave	0.9257	0.8375		45200	50000	-9.5	50.0

FORM VII
GC/MS VOA CONTINUING CALIBRATION DATA

Lab Name: TestAmerica North Canton Job No.: 240-1112-1

SDG No.:

Lab Sample ID: CCV 240-6372/3 Calibration Date: 06/28/2011 11:50

Instrument ID: A3UX14 Calib Start Date: 05/13/2011 10:44

GC Column: DB-624 ID: 0.18(mm) Calib End Date: 05/13/2011 13:14

Lab File ID: 149268.D Conc. Units: ng/L Heated Purge: (Y/N) Y

ANALYTE	CURVE TYPE	AVE RRF	RRF	MIN RRF	CALC AMOUNT	SPIKE AMOUNT	%D	MAX %D
Dibromofluoromethane (Surr)	Qua		0.2400		49100	50000	-1.8	50.0
1,2-Dichloroethane-d4 (Surr)	Qua		0.2881		52900	50000	5.8	50.0
Toluene-d8 (Surr)	Qua		1.248		53300	50000	6.6	50.0
4-Bromofluorobenzene (Surr)	Qua		0.8385		48900	50000	-2.2	50.0

FORM VII
GC/MS VOA CONTINUING CALIBRATION DATA

Lab Name: TestAmerica North Canton Job No.: 240-1112-1

SDG No.:

Lab Sample ID: CCV 240-6372/4 Calibration Date: 06/28/2011 12:11

Instrument ID: A3UX14 Calib Start Date: 05/13/2011 10:44

GC Column: DB-624 ID: 0.18(mm) Calib End Date: 05/13/2011 13:14

Lab File ID: 149269.D Conc. Units: ng/L Heated Purge: (Y/N) Y

ANALYTE	CURVE TYPE	AVE RRF	RRF	MIN RRF	CALC AMOUNT	SPIKE AMOUNT	%D	MAX %D
Dibromofluoromethane (Surr)	Qua		0.2296		46900	50000	-6.2	50.0
1,2-Dichloroethane-d4 (Surr)	Qua		0.2886		53000	50000	6.0	50.0
Toluene-d8 (Surr)	Qua		1.253		53500	50000	7.0	50.0
4-Bromofluorobenzene (Surr)	Qua		0.8777		51300	50000	2.6	50.0

FORM VII
GC/MS VOA CONTINUING CALIBRATION DATA

Lab Name: TestAmerica North Canton Job No.: 240-1112-1

SDG No.:

Lab Sample ID: CCV 240-6372/4 Calibration Date: 06/28/2011 12:11

Instrument ID: A3UX14 Calib Start Date: 05/13/2011 13:57

GC Column: DB-624 ID: 0.18(mm) Calib End Date: 05/13/2011 16:27

Lab File ID: 149269.D Conc. Units: ng/L Heated Purge: (Y/N) Y

ANALYTE	CURVE TYPE	AVE RRF	RRF	MIN RRF	CALC AMOUNT	SPIKE AMOUNT	%D	MAX %D
Dichlorofluoromethane	Ave	0.2683	0.2755		51300	50000	2.7	50.0
Ethyl ether	Ave	0.2111	0.2098		49700	50000	-0.6	50.0
3-Chloro-1-propene	Ave	0.0947	0.0912		48100	50000	-3.7	50.0
Methylene Chloride	Ave	0.2286	0.2320		102000	100000	1.5	50.0
2-Chloro-1,3-butadiene	Ave	0.4092	0.4386		53600	50000	7.2	50.0
Diisopropyl ether	Ave	0.1893	0.1850		244000	250000	-2.3	50.0
Ethyl-t-butyl ether (ETBE)	Ave	0.7157	0.7150		50000	50000	-0.0	50.0
Propionitrile	Ave	0.0368	0.0369		100000	100000	0.2	50.0
Ethyl acetate	Ave	0.2096	0.2242		107000	100000	6.9	50.0
Methacrylonitrile	Ave	0.1462	0.1530		52300	50000	4.6	50.0
Isobutyl alcohol	Ave	0.0077	0.0087		1140000	1000000	13.6	50.0
Tert-amyl-methyl ether (TAME)	Ave	0.4743	0.4629		48800	50000	-2.4	50.0
n-Heptane	Ave	0.0560	0.0610		54400	50000	8.9	50.0
n-Butanol	Lin1		0.0090		1030000	1000000	3.2	50.0
Methyl methacrylate	Ave	0.1987	0.1804		45400	50000	-9.2	50.0
2-Nitropropane	Qua		0.0354		102000	100000	2.1	50.0
Cyclohexanone	Ave	0.0257	0.0337		657000	500000	31.4	50.0
1,2,3-Trimethylbenzene	Ave	2.077	2.290		55100	50000	10.3	50.0
2-Methylnaphthalene	Ave	1.390	1.352		97300	100000	-2.7	50.0

FORM V
GC/MS VOA INSTRUMENT PERFORMANCE CHECK
BROMOFLUOROBENZENE (BFB)

Lab Name: TestAmerica North Canton Job No.: 240-1112-1

SDG No.:

Lab File ID: BFB8719.D BFB Injection Date: 06/19/2011

Instrument ID: A3UX8 BFB Injection Time: 01:03

Analysis Batch No.: 5261

M/E	ION ABUNDANCE CRITERIA	% RELATIVE ABUNDANCE	
50	15.0 - 40.0 % of mass 95	18.7	
75	30.0 - 60.0 % of mass 95	48.9	
95	Base Peak, 100% relative abundance	100.0	
96	5.0 - 9.0 % of mass 95	6.8	
173	Less than 2.0 % of mass 174	0.4	(0.4)1
174	50.0 - 120.00 % of mass 95	88.6	
175	5.0 - 9.0 % of mass 174	6.3	(7.1)1
176	95.0 - 101.0 % of mass 174	86.0	(97.0)1
177	5.0 - 9.0 % of mass 176	5.5	(6.4)2

1-Value is % mass 174 2-Value is % mass 176

THIS CHECK APPLIES TO THE FOLLOWING SAMPLES, MS, MSD, BLANKS AND STANDARDS:

CLIENT SAMPLE ID	LAB SAMPLE ID	LAB FILE ID	DATE ANALYZED	TIME ANALYZED
	STD8260 240-5261/3	UX82772.D	06/19/2011	01:46
	STD8260 240-5261/4	UX82773.D	06/19/2011	02:07
	STD8260 240-5261/5	UX82774.D	06/19/2011	02:28
	STD8260 240-5261/6	UX82775.D	06/19/2011	02:49
	STD8260 240-5261/7	UX82776.D	06/19/2011	03:10
	STD8260 240-5261/8	UX82777.D	06/19/2011	03:32
	STD8260 240-5261/9	UX82778.D	06/19/2011	03:53
	STD8260 240-5261/10	UX82779.D	06/19/2011	04:14
	STDA9 240-5261/11	UX82780.D	06/19/2011	04:35
	STDA9 240-5261/12	UX82781.D	06/19/2011	04:56
	STDA9 240-5261/13	UX82782.D	06/19/2011	05:18
	STDA9 240-5261/14	UX82783.D	06/19/2011	05:39
	STDA9 240-5261/15	UX82784.D	06/19/2011	06:00
	STDA9 240-5261/16	UX82785.D	06/19/2011	06:21
	ICV 240-5261/18	UX82787.D	06/19/2011	07:04

FORM VI
GC/MS VOA INITIAL CALIBRATION DATA
INTERNAL STANDARD CURVE EVALUTION

Lab Name: TestAmerica North Canton Job No.: 240-1112-1 Analy Batch No.: 5261

SDG No.:

Instrument ID: A3UX8 GC Column: DB-624 ID: 0.18(mm) Heated Purge: (Y/N) Y

Calibration Start Date: 06/19/2011 01:46 Calibration End Date: 06/19/2011 04:14 Calibration ID: 1768

Calibration Files:

LEVEL:	LAB SAMPLE ID:	LAB FILE ID:
Level 1	STD8260 240-5261/10	UX82779.D
Level 2	STD8260 240-5261/9	UX82778.D
Level 3	STD8260 240-5261/8	UX82777.D
Level 4	STD8260 240-5261/7	UX82776.D
Level 5	STD8260 240-5261/6	UX82775.D
Level 6	STD8260 240-5261/5	UX82774.D
Level 7	STD8260 240-5261/4	UX82773.D
Level 8	STD8260 240-5261/3	UX82772.D

ANALYTE	RRF					CURVE TYPE	COEFFICIENT			#	MIN RRF	%RSD	#	MAX %RSD	R^2 OR COD	#	MIN R^2 OR COD
	LVL 1	LVL 2	LVL 3	LVL 4	LVL 5		B	M1	M2								
	LVL 6	LVL 7	LVL 8														
Dichlorodifluoromethane	0.1637	0.1679	0.1655	0.1704	0.1704	Ave		0.1774				8.7		15.0			
	0.1920	0.1812	0.2081														
Chloromethane	0.2059	0.2040	0.1825	0.1892	0.1874	Ave		0.1950			0.1000	4.7		15.0			
	0.1962	0.1892	0.2058														
Vinyl chloride	0.1662	0.1600	0.1619	0.1624	0.1663	Ave		0.1704				6.4		15.0			
	0.1821	0.1735	0.1905														
Bromomethane	0.1437	0.1312	0.1210	0.1113	0.1056	Qua	-0.002	0.1176	0						1.0000		0.9900
	0.1042	0.0876	+++++														
Acetone	+++++	+++++	0.1306	0.1052	0.0972	Lin1	0.5889	0.0745							0.9960		0.9900
	0.0712	0.0798	0.0763														
Chloroethane	0.1309	0.1210	0.1000	0.1082	0.1055	Ave		0.1106				9.5		15.0			
	0.1110	0.1003	0.1080														
Methylene Chloride	+++++	+++++	0.6239	0.4100	0.3656	Lin1	1.9473	0.2343							0.9950		0.9900
	0.2685	0.2355	0.2519														
Trichlorofluoromethane	0.1998	0.2243	0.2219	0.2340	0.2303	Ave		0.2281				6.3		15.0			
	0.2490	0.2275	0.2379														
Acetonitrile	+++++	0.0355	0.0279	0.0291	0.0305	Ave		0.0298				9.9		15.0			
	0.0261	0.0303	0.0293														
Acrolein	0.0422	0.0384	0.0317	0.0339	0.0363	Ave		0.0353				11.0		15.0			
	0.0307	0.0352	0.0339														
Vinyl acetate	+++++	+++++	0.0373	0.0384	0.0428	Ave		0.0418				11.0		15.0			
	0.0381	0.0474	0.0466														
1,1-Dichloroethene	0.1952	0.1733	0.1694	0.1877	0.1864	Ave		0.1832				6.0		15.0			
	0.1878	0.1693	0.1965														
1,1,2-Trichloro-1,2,2-trichfluoroethane	0.1445	0.1463	0.1496	0.1513	0.1619	Ave		0.1555				6.8		15.0			
	0.1664	0.1500	0.1737														
Iodomethane	0.3524	0.3500	0.3167	0.3693	0.3633	Ave		0.3523				5.6		15.0			
	0.3616	0.3305	0.3747														

Note: The m1 coefficient is the same as Ave RRF for an Ave curve type.

FORM VI
GC/MS VOA INITIAL CALIBRATION DATA
INTERNAL STANDARD CURVE EVALUTION

Lab Name: TestAmerica North Canton Job No.: 240-1112-1 Analy Batch No.: 5261

SDG No.:

Instrument ID: A3UX8 GC Column: DB-624 ID: 0.18(mm) Heated Purge: (Y/N) Y

Calibration Start Date: 06/19/2011 01:46 Calibration End Date: 06/19/2011 04:14 Calibration ID: 1768

ANALYTE	RRF					CURVE TYPE	COEFFICIENT			#	MIN RRF	%RSD	#	MAX %RSD	R^2 OR COD	#	MIN R^2 OR COD
	LVL 1 LVL 6	LVL 2 LVL 7	LVL 3 LVL 8	LVL 4	LVL 5		B	M1	M2								
Carbon disulfide	0.5853 0.6401	0.5832 0.5768	0.5328 0.6807	0.6216	0.6205	Ave		0.6051				7.5		15.0			
2-Butanone	+++++ 0.0847	+++++ 0.1091	0.0999 0.1019	0.0985	0.1090	Ave		0.1005				8.9		15.0			
Methyl acetate	0.2022 0.1537	0.1943 0.1883	0.1530 0.1907	0.1735	0.1822	Ave		0.1797				10.0		15.0			
Tetrahydrofuran	+++++ 0.0613	+++++ 0.0728	0.0875 0.0729	0.0827	0.0815	Ave		0.0765				12.0		15.0			
tert-Butyl alcohol	0.0285 0.0230	0.0306 0.0279	0.0233 0.0277	0.0315	0.0298	Ave		0.0278				11.0		15.0			
Acrylonitrile	0.0919 0.0767	0.0918 0.0903	0.0782 0.0886	0.0838	0.0873	Ave		0.0861				6.9		15.0			
trans-1,2-Dichloroethene	0.2433 0.2259	0.2322 0.2094	0.2045 0.2348	0.2263	0.2241	Ave		0.2251				5.7		15.0			
Methyl tert-butyl ether	0.7322 0.7035	0.7562 0.7217	0.6482 0.7680	0.7458	0.7540	Ave		0.7287				5.3		15.0			
Hexane	0.0560 0.0526	0.0577 0.0530	0.0559 0.0608	0.0525	0.0576	Ave		0.0558				5.3		15.0			
1,1-Dichloroethane	0.3604 0.3644	0.3622 0.3479	0.3312 0.3971	0.3702	0.3691	Ave		0.3628			0.1000	5.2		15.0			
cis-1,2-Dichloroethene	0.2477 0.2466	0.2519 0.2328	0.2270 0.2595	0.2416	0.2499	Ave		0.2446				4.3		15.0			
2,2-Dichloropropane	0.2874 0.2911	0.2971 0.2540	0.2582 0.2793	0.2915	0.2861	Ave		0.2806				5.7		15.0			
Bromochloromethane	0.1238 0.1195	0.1310 0.1200	0.1099 0.1281	0.1201	0.1253	Ave		0.1222				5.3		15.0			
Chloroform	0.3709 0.3777	0.3980 0.3657	0.3627 0.4120	0.3836	0.3846	Ave		0.3819				4.4		15.0			
2-Chloroethyl vinyl ether	+++++ 0.0095	+++++ 0.0140	0.0095 0.0158	0.0087	0.0115	Qua	-0.058	0.0111	0						0.9970		0.9900
1,1,1-Trichloroethane	0.3181 0.3475	0.3324 0.3163	0.2939 0.3617	0.3421	0.3361	Ave		0.3310				6.4		15.0			
Cyclohexane	0.3829 0.3811	0.3696 0.3456	0.3306 0.3990	0.3714	0.3750	Ave		0.3694				5.9		15.0			
4-Methyl-2-pentanone	+++++ 0.1866	+++++ 0.2364	0.1895 0.2215	0.2066	0.2227	Ave		0.2106				9.4		15.0			
1,1-Dichloropropene	0.2464 0.2757	0.2604 0.2658	0.2463 0.3030	0.2705	0.2763	Ave		0.2681				6.8		15.0			
Carbon tetrachloride	0.2526 0.3002	0.2717 0.2736	0.2580 0.3203	0.2925	0.2885	Ave		0.2822				8.0		15.0			

Note: The m1 coefficient is the same as Ave RRF for an Ave curve type.

FORM VI
GC/MS VOA INITIAL CALIBRATION DATA
INTERNAL STANDARD CURVE EVALUTION

Lab Name: TestAmerica North Canton Job No.: 240-1112-1 Analy Batch No.: 5261

SDG No.:

Instrument ID: A3UX8 GC Column: DB-624 ID: 0.18(mm) Heated Purge: (Y/N) Y

Calibration Start Date: 06/19/2011 01:46 Calibration End Date: 06/19/2011 04:14 Calibration ID: 1768

ANALYTE	RRF					CURVE TYPE	COEFFICIENT			#	MIN RRF	%RSD	#	MAX %RSD	R^2 OR COD	#	MIN R^2 OR COD
	LVL 1 LVL 6	LVL 2 LVL 7	LVL 3 LVL 8	LVL 4	LVL 5		B	M1	M2								
1,2-Dichloroethane	0.2951 0.2843	0.3032 0.2925	0.2654 0.3132	0.2925	0.3040	Ave		0.2938				4.9		15.0			
Benzene	0.9338 0.8547	0.8457 0.8290	0.7825 0.9327	0.8543	0.8627	Ave		0.8619				5.9		15.0			
2-Hexanone	+++++ 0.1642	+++++ 0.2190	0.2044 0.2000	0.1908	0.2014	Ave		0.1967				9.3		15.0			
Trichloroethene	0.2283 0.2258	0.2374 0.2176	0.2103 0.2460	0.2250	0.2278	Ave		0.2273				4.8		15.0			
Methylcyclohexane	0.3947 0.4088	0.3656 0.3746	0.3605 0.4312	0.3957	0.3993	Ave		0.3913				6.0		15.0			
1,2-Dichloropropane	0.1984 0.1971	0.2020 0.1958	0.1824 0.2099	0.1970	0.2064	Ave		0.1986				4.1		15.0			
Dibromomethane	0.1471 0.1228	0.1359 0.1287	0.1176 0.1363	0.1298	0.1322	Ave		0.1313				6.8		15.0			
1,4-Dioxane	0.0021 0.0021	0.0024 0.0024	0.0021 0.0024	0.0026	0.0025	Ave		0.0023				8.6		15.0			
Bromodichloromethane	0.2334 0.2792	0.2743 0.2830	0.2475 0.3112	0.2697	0.2828	Ave		0.2726				8.7		15.0			
cis-1,3-Dichloropropene	0.3249 0.3388	0.3286 0.3513	0.3099 0.3755	0.3376	0.3467	Ave		0.3391				5.8		15.0			
Toluene	1.5094 1.2999	1.4042 1.2571	1.2343 1.4171	1.3080	1.3030	Ave		1.3416				6.9		15.0			
trans-1,3-Dichloropropene	0.4055 0.4303	0.3982 0.4637	0.3811 0.4947	0.4260	0.4426	Ave		0.4303				8.6		15.0			
Ethyl methacrylate	0.4049 0.3727	0.4156 0.4260	0.3611 0.4322	0.4183	0.4141	Ave		0.4056				6.3		15.0			
1,1,2-Trichloroethane	0.2637 0.2474	0.2815 0.2613	0.2346 0.2778	0.2611	0.2638	Ave		0.2614				5.8		15.0			
1,3-Dichloropropane	0.4645 0.4273	0.4592 0.4503	0.4077 0.4718	0.4479	0.4620	Ave		0.4488				4.8		15.0			
Tetrachloroethene	0.2251 0.2730	0.2472 0.2603	0.2450 0.2949	0.2721	0.2636	Ave		0.2601				8.2		15.0			
Dibromochloromethane	0.2687 0.2894	0.2740 0.3092	0.2424 0.3360	0.2872	0.2911	Ave		0.2873				9.7		15.0			
1,2-Dibromoethane	0.2819 0.2521	0.2857 0.2727	0.2455 0.2873	0.2640	0.2666	Ave		0.2695				5.7		15.0			
Chlorobenzene	0.8783 0.8401	0.8677 0.8321	0.7843 0.9074	0.8509	0.8426	Ave		0.8504			0.3000	4.3		15.0			
1,1,1,2-Tetrachloroethane	0.3035 0.3288	0.3378 0.3184	0.2920 0.3539	0.3306	0.3208	Ave		0.3232				6.0		15.0			

Note: The m1 coefficient is the same as Ave RRF for an Ave curve type.

FORM VI
GC/MS VOA INITIAL CALIBRATION DATA
INTERNAL STANDARD CURVE EVALUTION

Lab Name: TestAmerica North Canton Job No.: 240-1112-1 Analy Batch No.: 5261

SDG No.:

Instrument ID: A3UX8 GC Column: DB-624 ID: 0.18(mm) Heated Purge: (Y/N) Y

Calibration Start Date: 06/19/2011 01:46 Calibration End Date: 06/19/2011 04:14 Calibration ID: 1768

ANALYTE	RRF					CURVE TYPE	COEFFICIENT			#	MIN RRF	%RSD	#	MAX %RSD	R^2 OR COD	#	MIN R^2 OR COD
	LVL 1 LVL 6	LVL 2 LVL 7	LVL 3 LVL 8	LVL 4	LVL 5		B	M1	M2								
Ethylbenzene	0.4955 0.4727	0.4632 0.4540	0.4307 0.5033	0.4746	0.4624	Ave		0.4695				4.9		15.0			
m-Xylene & p-Xylene	0.5560 0.5841	0.5518 0.5466	0.5257 0.6036	0.5821	0.5663	Ave		0.5645				4.4		15.0			
1,2-Dibromo-3-Chloropropane	+++++ 0.1311	+++++ 0.1611	0.1210 0.1690	0.1423	0.1498	Ave		0.1457				12.0		15.0			
o-Xylene	0.6260 0.5909	0.5991 0.5533	0.5475 0.5884	0.5890	0.5798	Ave		0.5843				4.3		15.0			
Styrene	0.9025 0.9476	0.9196 0.9236	0.8704 0.9872	0.9602	0.9544	Ave		0.9332				3.9		15.0			
Bromoform	0.1931 0.2012	0.1869 0.2247	0.1666 0.2373	0.1953	0.2052	Ave		0.2013			0.1000	11.0		15.0			
Isopropylbenzene	1.4814 1.5455	1.4003 1.4448	1.3765 1.6266	1.5166	1.4806	Ave		1.4840				5.4		15.0			
1,1,2,2-Tetrachloroethane	0.6366 0.5760	0.6276 0.6276	0.5557 0.6755	0.6329	0.6457	Ave		0.6222			0.3000	6.2		15.0			
Bromobenzene	0.6840 0.7163	0.7027 0.7082	0.6821 0.7804	0.7299	0.7297	Ave		0.7167				4.4		15.0			
1,2,3-Trichloropropane	0.2040 0.1986	0.2400 0.2173	0.2004 0.2232	0.2266	0.2253	Ave		0.2169				6.8		15.0			
trans-1,4-Dichloro-2-butene	0.1931 0.1660	0.1972 0.1974	0.1543 0.2061	0.1865	0.1926	Ave		0.1866				9.4		15.0			
n-Propylbenzene	0.6616 0.7724	0.6740 0.7086	0.6872 0.8219	0.7450	0.7307	Ave		0.7252				7.4		15.0			
2-Chlorotoluene	0.6100 0.6680	0.6173 0.6228	0.6004 0.7153	0.6383	0.6370	Ave		0.6386				5.8		15.0			
1,3,5-Trimethylbenzene	2.0640 2.3925	2.0875 2.2195	2.0631 2.5793	2.2762	2.2773	Ave		2.2449				8.0		15.0			
4-Chlorotoluene	0.6868 0.6545	0.6361 0.6214	0.6099 0.6968	0.6597	0.6395	Ave		0.6506				4.6		15.0			
tert-Butylbenzene	1.7779 2.1153	1.7394 1.9577	1.8297 2.3750	2.1200	1.9915	Ave		1.9883				11.0		15.0			
1,2,4-Trimethylbenzene	2.1472 2.3893	2.2240 2.2399	2.0772 2.5942	2.3006	2.3284	Ave		2.2876				6.9		15.0			
sec-Butylbenzene	2.6651 3.0386	2.5036 2.8117	2.6351 3.3125	2.8809	2.8271	Ave		2.8343				9.0		15.0			
1,3-Dichlorobenzene	1.4390 1.3078	1.3073 1.2470	1.2228 1.3971	1.2948	1.3009	Ave		1.3146				5.5		15.0			
p-Isopropyltoluene	1.9850 2.4938	2.0927 2.3368	2.1175 2.7007	2.3571	2.3475	Ave		2.3039				10.0		15.0			

Note: The m1 coefficient is the same as Ave RRF for an Ave curve type.

FORM VI
GC/MS VOA INITIAL CALIBRATION DATA
INTERNAL STANDARD CURVE EVALUTION

Lab Name: TestAmerica North Canton Job No.: 240-1112-1 Analy Batch No.: 5261

SDG No.:

Instrument ID: A3UX8 GC Column: DB-624 ID: 0.18(mm) Heated Purge: (Y/N) Y

Calibration Start Date: 06/19/2011 01:46 Calibration End Date: 06/19/2011 04:14 Calibration ID: 1768

ANALYTE	RRF					CURVE TYPE	COEFFICIENT			#	MIN RRF	%RSD	#	MAX %RSD	R^2 OR COD	#	MIN R^2 OR COD
	LVL 1 LVL 6	LVL 2 LVL 7	LVL 3 LVL 8	LVL 4	LVL 5		B	M1	M2								
1,4-Dichlorobenzene	1.4390 1.3009	1.3134 1.2650	1.2378 1.4084	1.2821	1.3170	Ave		1.3204				5.2		15.0			
n-Butylbenzene	1.8844 2.1302	1.8715 2.0415	1.8700 2.3482	1.9839	2.0441	Ave		2.0217				8.0		15.0			
1,2-Dichlorobenzene	1.2780 1.2665	1.2707 1.2194	1.1963 1.3365	1.2694	1.2830	Ave		1.2650				3.3		15.0			
1,3,5-Trichlorobenzene	1.0373 1.0497	0.9398 1.0121	0.9563 1.1527	0.9856	1.0255	Ave		1.0199				6.5		15.0			
1,2,4-Trichlorobenzene	0.9707 0.9318	0.8653 0.9375	0.8475 1.0285	0.8940	0.9364	Ave		0.9265				6.3		15.0			
Hexachlorobutadiene	0.5049 0.5596	0.4585 0.5348	0.5180 0.6133	0.5129	0.5504	Ave		0.5315				8.5		15.0			
Naphthalene	2.3675 2.0396	2.2748 2.2412	1.9392 2.3563	2.0415	2.1872	Ave		2.1809				7.3		15.0			
1,2,3-Trichlorobenzene	0.8815 0.8621	0.8625 0.8784	0.8094 0.9657	0.8194	0.8857	Ave		0.8706				5.5		15.0			
Dibromofluoromethane (Surr)	+++++ 0.1915	+++++ 0.1970	+++++ 0.2103	0.2081	0.2015	Ave		0.2017				3.8		15.0			
1,2-Dichloroethane-d4 (Surr)	+++++ 0.2071	+++++ 0.2347	+++++ 0.2461	0.2437	0.2474	Ave		0.2358				7.1		15.0			
Toluene-d8 (Surr)	+++++ 1.0725	+++++ 1.0602	+++++ 1.1289	1.0892	1.0458	Ave		1.0793				3.0		15.0			
4-Bromofluorobenzene (Surr)	+++++ 0.3917	+++++ 0.3966	+++++ 0.4064	0.4174	0.4104	Ave		0.4045				2.6		15.0			

Note: The m1 coefficient is the same as Ave RRF for an Ave curve type.

FORM VI
GC/MS VOA INITIAL CALIBRATION DATA
INTERNAL STANDARD CURVE EVALUTION

Lab Name: TestAmerica North Canton Job No.: 240-1112-1 Analy Batch No.: 5261

SDG No.:

Instrument ID: A3UX8 GC Column: DB-624 ID: 0.18(mm) Heated Purge: (Y/N) Y

Calibration Start Date: 06/19/2011 04:35 Calibration End Date: 06/19/2011 06:21 Calibration ID: 1770

Calibration Files:

LEVEL:	LAB SAMPLE ID:	LAB FILE ID:
Level 1	STDA9 240-5261/16	UX82785.D
Level 2	STDA9 240-5261/15	UX82784.D
Level 3	STDA9 240-5261/14	UX82783.D
Level 4	STDA9 240-5261/13	UX82782.D
Level 5	STDA9 240-5261/12	UX82781.D
Level 6	STDA9 240-5261/11	UX82780.D

ANALYTE	RRF					CURVE TYPE	COEFFICIENT			#	MIN RRF	%RSD	#	MAX %RSD	R^2 OR COD	#	MIN R^2 OR COD
	LVL 1 LVL 6	LVL 2	LVL 3	LVL 4	LVL 5		B	M1	M2								
Dichlorofluoromethane	0.2672 0.2200	0.3327	0.2466	0.2236	0.2382	Lin1	0.5060	0.2222							0.9950		0.9900
Ethyl ether	0.1698 0.1695	0.1737	0.1578	0.1642	0.1628	Ave		0.1663				3.5		15.0			
3-Chloro-1-propene	0.1027 0.1097	0.1306	0.1023	0.1003	0.1101	Ave		0.1093				10.0		15.0			
Diisopropyl ether	0.2103 0.1990	0.2416	0.2082	0.2039	0.2157	Ave		0.2131				7.1		15.0			
2-Chloro-1,3-butadiene	0.2903 0.3010	0.3668	0.2818	0.2852	0.2988	Ave		0.3040				10.0		15.0			
Ethyl-t-butyl ether (ETBE)	0.7737 0.7803	0.8240	0.7225	0.7118	0.7907	Ave		0.7672				5.5		15.0			
Ethyl acetate	0.2133 0.1967	0.1706	0.1983	0.2050	0.2074	Ave		0.1986				7.6		15.0			
Propionitrile	0.0297 0.0300	0.0237	0.0298	0.0311	0.0328	Ave		0.0295				10.0		15.0			
Methacrylonitrile	0.1430 0.1321	0.1185	0.1329	0.1338	0.1386	Ave		0.1331				6.2		15.0			
Isobutyl alcohol	0.0096 0.0082	0.0073	0.0089	0.0093	0.0091	Ave		0.0087				9.8		15.0			
Tert-amyl-methyl ether (TAME)	0.7177 0.7392	0.7480	0.6870	0.6954	0.7685	Ave		0.7260				4.4		15.0			
n-Heptane	0.0446 0.0535	0.0652	0.0552	0.0523	0.0538	Ave		0.0541				12.0		15.0			
n-Butanol	0.0070 0.0071	0.0061	0.0073	0.0080	0.0078	Ave		0.0072				9.5		15.0			
Ethyl acrylate	0.2705 0.2846	0.2466	0.2698	0.2995	0.3013	Ave		0.2787				7.5		15.0			
Methyl methacrylate	0.2071 0.1942	0.1722	0.1882	0.1947	0.2034	Ave		0.1933				6.4		15.0			

Note: The m1 coefficient is the same as Ave RRF for an Ave curve type.

FORM VI
GC/MS VOA INITIAL CALIBRATION DATA
INTERNAL STANDARD CURVE EVALUTION

Lab Name: TestAmerica North Canton Job No.: 240-1112-1 Analy Batch No.: 5261

SDG No.:

Instrument ID: A3UX8 GC Column: DB-624 ID: 0.18(mm) Heated Purge: (Y/N) Y

Calibration Start Date: 06/19/2011 04:35 Calibration End Date: 06/19/2011 06:21 Calibration ID: 1770

ANALYTE	RRF					CURVE TYPE	COEFFICIENT			#	MIN RRF	%RSD	#	MAX %RSD	R^2 OR COD	#	MIN R^2 OR COD
	LVL 1 LVL 6	LVL 2	LVL 3	LVL 4	LVL 5		B	M1	M2								
2-Nitropropane	0.0667 0.0641	0.0512	0.0620	0.0647	0.0667	Ave		0.0626				9.3		15.0			
n-Butyl acetate	0.3619 0.3253	0.2865	0.3244	0.3349	0.3388	Ave		0.3286				7.5		15.0			
Cyclohexanone	0.0423 0.0405	0.0306	0.0435	0.0441	0.0432	Ave		0.0407				13.0		15.0			
1,2,3-Trimethylbenzene	2.2342 2.4976	2.6972	2.3408	2.3239	2.5072	Ave		2.4335				6.9		15.0			
2-Methylnaphthalene	1.2463 1.2956	1.0280	1.2001	1.2529	1.3591	Ave		1.2303				9.2		15.0			

Note: The m1 coefficient is the same as Ave RRF for an Ave curve type.

FORM VII
GC/MS VOA CONTINUING CALIBRATION DATA

Lab Name: TestAmerica North Canton Job No.: 240-1112-1

SDG No.:

Lab Sample ID: ICV 240-5261/18 Calibration Date: 06/19/2011 07:04

Instrument ID: A3UX8 Calib Start Date: 06/19/2011 01:46

GC Column: DB-624 ID: 0.18(mm) Calib End Date: 06/19/2011 04:14

Lab File ID: UX82787.D Conc. Units: ng/L Heated Purge: (Y/N) Y

ANALYTE	CURVE TYPE	AVE RRF	RRF	MIN RRF	CALC AMOUNT	SPIKE AMOUNT	%D	MAX %D
Dichlorodifluoromethane	Ave	0.1774	0.1378		38800	50000	-48.7	50.0
Chloromethane	Ave	0.1950	0.1719	0.1000	44100	50000	-51.0*	50.0
Vinyl chloride	Ave	0.1704	0.1600		47000	50000	-38.2*	20.0
Bromomethane	Qua		0.0946		45500	50000	-9.0	50.0
Chloroethane	Ave	0.1106	0.1031		46600	50000	-32.7	50.0
Trichlorofluoromethane	Ave	0.2281	0.2415		52900	50000	-2.7	50.0
1,1-Dichloroethene	Ave	0.1832	0.1878		51300	50000	-21.2*	20.0
1,1,2-Trichloro-1,2,2-trichfluoroethane	Ave	0.1555	0.1585		51000	50000	5.6	50.0
Acetone	Lin1		0.0721		88900	100000	-11.1	50.0
Iodomethane	Ave	0.3523	0.3936		55900	50000	8.2	50.0
Carbon disulfide	Ave	0.6051	0.5994		49500	50000	-31.2	50.0
Methyl acetate	Ave	0.1797	0.1633		45400	50000	-39.0	50.0
Methylene Chloride	Lin1		0.2827		52000	50000	4.0	50.0
tert-Butyl alcohol	Ave	0.0278	0.0225		810000	1000000	-42.7	50.0
Methyl tert-butyl ether	Ave	0.7287	0.7176		49200	50000	-22.8	50.0
trans-1,2-Dichloroethene	Ave	0.2251	0.2186		48600	50000	-21.8	50.0
Hexane	Ave	0.0558	0.0520		46700	50000	-8.4	20.0
1,1-Dichloroethane	Ave	0.3628	0.3687	0.1000	50800	50000	-28.0	50.0
Vinyl acetate	Ave	0.0418	0.0410		49100	50000	-6.1	50.0
2-Butanone	Ave	0.1005	0.0878		87300	100000	-36.0	50.0
cis-1,2-Dichloroethene	Ave	0.2446	0.2443		49900	50000	-17.3	50.0
2,2-Dichloropropane	Ave	0.2806	0.2676		47700	50000	-27.6	50.0
Bromochloromethane	Ave	0.1222	0.1215		49700	50000	-2.5	50.0
Tetrahydrofuran	Ave	0.0765	0.0630		41200	50000	-17.6	50.0
Chloroform	Ave	0.3819	0.3893		51000	50000	-13.2	20.0
1,1,1-Trichloroethane	Ave	0.3310	0.3307		49900	50000	-12.9	50.0
Cyclohexane	Ave	0.3694	0.3404		46100	50000	-37.4	50.0
1,1-Dichloropropene	Ave	0.2681	0.2629		49000	50000	-12.6	50.0
Carbon tetrachloride	Ave	0.2822	0.2796		49500	50000	-4.6	50.0
1,2-Dichloroethane	Ave	0.2938	0.2947		50200	50000	-13.0	50.0
Benzene	Ave	0.8619	0.8466		49100	50000	-13.9	50.0
Trichloroethene	Ave	0.2273	0.2191		48200	50000	19.0	50.0
Methylcyclohexane	Ave	0.3913	0.3728		47600	50000	-23.6	50.0
1,2-Dichloropropane	Ave	0.1986	0.2009		50600	50000	-12.7	20.0
Dibromomethane	Ave	0.1313	0.1282		48800	50000	-0.2	50.0
Bromodichloromethane	Ave	0.2726	0.2756		50500	50000	-3.8	50.0
2-Chloroethyl vinyl ether	Qua		0.0096		46100	50000	-7.8	50.0
cis-1,3-Dichloropropene	Ave	0.3391	0.3142		46300	50000	-0.2	50.0
4-Methyl-2-pentanone	Ave	0.2106	0.1943		92300	100000	-34.4	50.0
Toluene	Ave	1.342	1.276		47600	50000	-8.4	20.0

FORM VII
GC/MS VOA CONTINUING CALIBRATION DATA

Lab Name: TestAmerica North Canton Job No.: 240-1112-1

SDG No.:

Lab Sample ID: ICV 240-5261/18 Calibration Date: 06/19/2011 07:04

Instrument ID: A3UX8 Calib Start Date: 06/19/2011 01:46

GC Column: DB-624 ID: 0.18(mm) Calib End Date: 06/19/2011 04:14

Lab File ID: UX82787.D Conc. Units: ng/L Heated Purge: (Y/N) Y

ANALYTE	CURVE TYPE	AVE RRF	RRF	MIN RRF	CALC AMOUNT	SPIKE AMOUNT	%D	MAX %D
trans-1,3-Dichloropropene	Ave	0.4303	0.4203		48800	50000	-7.3	50.0
1,1,2-Trichloroethane	Ave	0.2614	0.2534		48500	50000	-2.2	50.0
1,3-Dichloropropane	Ave	0.4488	0.4435		49400	50000	-6.7	50.0
Tetrachloroethene	Ave	0.2601	0.2564		49300	50000	21.2	50.0
2-Hexanone	Ave	0.1967	0.1786		90800	100000	-9.2	50.0
Dibromochloromethane	Ave	0.2873	0.2807		48900	50000	8.9	50.0
1,2-Dibromoethane	Ave	0.2695	0.2573		47700	50000	-2.6	50.0
Chlorobenzene	Ave	0.8504	0.8148	0.3000	47900	50000	-5.1	50.0
1,1,1,2-Tetrachloroethane	Ave	0.3232	0.3271		50600	50000	-3.8	50.0
Ethylbenzene	Ave	0.4695	0.4553		48500	50000	-9.7	20.0
m-Xylene & p-Xylene	Ave	0.5645	0.5403		95700	100000	-13.0	50.0
o-Xylene	Ave	0.5843	0.5707		48800	50000	-14.2	50.0
Styrene	Ave	0.9332	0.9242		49500	50000	-12.4	50.0
Bromoform	Ave	0.2013	0.1902	0.1000	47200	50000	3.3	50.0
Isopropylbenzene	Ave	1.484	1.428		48100	50000	-17.6	50.0
1,1,2,2-Tetrachloroethane	Ave	0.6222	0.5589	0.3000	44900	50000	-30.2	50.0
Bromobenzene	Ave	0.7167	0.7199		50200	50000	9.0	50.0
1,2,3-Trichloropropane	Ave	0.2169	0.2042		47100	50000	-11.4	50.0
trans-1,4-Dichloro-2-butene	Ave	0.1866	0.1809		96900	100000	-42.2	50.0
n-Propylbenzene	Ave	0.7252	0.7234		49900	50000	-9.5	50.0
2-Chlorotoluene	Ave	0.6386	0.6272		49100	50000	-7.0	50.0
1,3,5-Trimethylbenzene	Ave	2.245	2.223		49500	50000	-15.0	50.0
4-Chlorotoluene	Ave	0.6506	0.6190		47600	50000	-8.2	50.0
tert-Butylbenzene	Ave	1.988	2.050		51600	50000	-8.4	50.0
1,2,4-Trimethylbenzene	Ave	2.288	2.264		49500	50000	-15.4	50.0
sec-Butylbenzene	Ave	2.834	2.772		48900	50000	-16.4	50.0
1,3-Dichlorobenzene	Ave	1.315	1.211		46100	50000	-6.2	50.0
p-Isopropyltoluene	Ave	2.304	2.333		50600	50000	-9.7	50.0
1,4-Dichlorobenzene	Ave	1.320	1.201		45500	50000	-7.9	50.0
n-Butylbenzene	Ave	2.022	1.914		47300	50000	-23.9	50.0
1,2-Dichlorobenzene	Ave	1.265	1.200		47400	50000	-3.7	50.0
1,2-Dibromo-3-Chloropropane	Ave	0.1457	0.1247		42800	50000	-16.7	50.0
1,2,4-Trichlorobenzene	Ave	0.9265	0.7739		41800	50000	-8.9	50.0
Hexachlorobutadiene	Ave	0.5315	0.4843		45600	50000	-1.8	50.0
Naphthalene	Ave	2.181	1.900		43600	50000	-15.4	50.0
1,2,3-Trichlorobenzene	Ave	0.8706	0.7863		45200	50000	0.3	50.0
Dibromofluoromethane (Surr)	Ave	0.2017	0.1886		46700	50000	-10.1	50.0
1,2-Dichloroethane-d4 (Surr)	Ave	0.2358	0.2084		44200	50000	-22.1	50.0
Toluene-d8 (Surr)	Ave	1.079	1.077		49900	50000	-7.1	50.0
4-Bromofluorobenzene (Surr)	Ave	0.4045	0.3866		47800	50000	-22.0	50.0

FORM VII
GC/MS VOA CONTINUING CALIBRATION DATA

Lab Name: TestAmerica North Canton Job No.: 240-1112-1

SDG No.:

Lab Sample ID: ICV 240-5261/18 Calibration Date: 06/19/2011 07:04

Instrument ID: A3UX8 Calib Start Date: 06/19/2011 04:35

GC Column: DB-624 ID: 0.18(mm) Calib End Date: 06/19/2011 06:21

Lab File ID: UX82787.D Conc. Units: ng/L Heated Purge: (Y/N) Y

ANALYTE	CURVE TYPE	AVE RRF	RRF	MIN RRF	CALC AMOUNT	SPIKE AMOUNT	%D	MAX %D
Ethyl ether	Ave	0.1663	0.1800		54100	50000	-19.7	50.0
Diisopropyl ether	Ave	0.2131	0.2222		52100	50000	-13.7	50.0
Isobutyl alcohol	Ave	0.0087	0.0067		1920000	2500000	-42.0	50.0
Cyclohexanone	Ave	0.0407	0.0093		230000	1000000	-83.7*	50.0
1,2,3-Trimethylbenzene	Ave	2.433	2.378		48900	50000	-10.1	50.0

FORM V
GC/MS VOA INSTRUMENT PERFORMANCE CHECK
BROMOFLUOROBENZENE (BFB)

Lab Name: TestAmerica North Canton Job No.: 240-1112-1

SDG No.:

Lab File ID: BFB8728.D BFB Injection Date: 06/26/2011

Instrument ID: A3UX8 BFB Injection Time: 20:32

Analysis Batch No.: 6132

M/E	ION ABUNDANCE CRITERIA	% RELATIVE ABUNDANCE	
50	15.0 - 40.0 % of mass 95	19.4	
75	30.0 - 60.0 % of mass 95	51.5	
95	Base Peak, 100% relative abundance	100.0	
96	5.0 - 9.0 % of mass 95	6.6	
173	Less than 2.0 % of mass 174	0.1	(0.1)1
174	50.0 - 120.00 % of mass 95	86.6	
175	5.0 - 9.0 % of mass 174	6.5	(7.5)1
176	95.0 - 101.0 % of mass 174	82.6	(95.4)1
177	5.0 - 9.0 % of mass 176	5.4	(6.5)2

1-Value is % mass 174 2-Value is % mass 176

THIS CHECK APPLIES TO THE FOLLOWING SAMPLES, MS, MSD, BLANKS AND STANDARDS:

CLIENT SAMPLE ID	LAB SAMPLE ID	LAB FILE ID	DATE ANALYZED	TIME ANALYZED
	CCVIS 240-6132/3	UX82990.D	06/26/2011	21:14
	CCV 240-6132/4	UX82991.D	06/26/2011	21:35
	MB 240-6132/6	UX82993.D	06/26/2011	22:18
	LCS 240-6132/7	UX82994.D	06/26/2011	22:40
	240-1230-B-1 MS	UX82996.D	06/26/2011	23:29
	240-1230-B-1 MSD	UX82997.D	06/26/2011	23:50
DR-SB-26-02	240-1112-1	UX83003.D	06/27/2011	01:57
DR-SB-26-10	240-1112-2	UX83004.D	06/27/2011	02:19
DR-SB-27-02	240-1112-3	UX83005.D	06/27/2011	02:40
DR-SB-28-02	240-1112-5	UX83006.D	06/27/2011	03:01
DR-SB-28-10	240-1112-6	UX83007.D	06/27/2011	03:22
DR-SB-29-02	240-1112-7	UX83008.D	06/27/2011	03:44
DR-SB-29-10	240-1112-8	UX83009.D	06/27/2011	04:05

FORM VII
GC/MS VOA CONTINUING CALIBRATION DATA

Lab Name: TestAmerica North Canton Job No.: 240-1112-1

SDG No.:

Lab Sample ID: CCVIS 240-6132/3 Calibration Date: 06/26/2011 21:14

Instrument ID: A3UX8 Calib Start Date: 06/19/2011 01:46

GC Column: DB-624 ID: 0.18(mm) Calib End Date: 06/19/2011 04:14

Lab File ID: UX82990.D Conc. Units: ng/L Heated Purge: (Y/N) Y

ANALYTE	CURVE TYPE	AVE RRF	RRF	MIN RRF	CALC AMOUNT	SPIKE AMOUNT	%D	MAX %D
Dichlorodifluoromethane	Ave	0.1774	0.1725		48600	50000	-2.7	50.0
Chloromethane	Ave	0.1950	0.1829	0.1000	46900	50000	-6.2	50.0
Vinyl chloride	Ave	0.1704	0.1699		49900	50000	-0.3	20.0
Bromomethane	Qua		0.1015		49300	50000	-1.4	50.0
Chloroethane	Ave	0.1106	0.1084		49000	50000	-2.0	50.0
Trichlorofluoromethane	Ave	0.2281	0.2546		55800	50000	11.6	50.0
Acrolein	Ave	0.0353	0.0256		363000	500000	-27.4	50.0
1,1-Dichloroethene	Ave	0.1832	0.1652		45100	50000	-9.8	20.0
1,1,2-Trichloro-1,2,2-trichfluoroethane	Ave	0.1555	0.1430		46000	50000	-8.0	50.0
Acetone	Lin1		0.0697		85600	100000	-14.4	50.0
Iodomethane	Ave	0.3523	0.3192		45300	50000	-9.4	50.0
Carbon disulfide	Ave	0.6051	0.5385		44500	50000	-11.0	50.0
Acetonitrile	Ave	0.0298	0.0258 N		432000	500000	-13.6	50.0
Methyl acetate	Ave	0.1797	0.1495		83200	100000	-16.8	50.0
Methylene Chloride	Lin1		0.2363		42100	50000	-15.8	50.0
tert-Butyl alcohol	Ave	0.0278	0.0165		593000	1000000	-40.7	50.0
Acrylonitrile	Ave	0.0861	0.0732		85000	100000	-15.0	50.0
Methyl tert-butyl ether	Ave	0.7287	0.6630		45500	50000	-9.0	50.0
trans-1,2-Dichloroethene	Ave	0.2251	0.2033		45200	50000	-9.7	50.0
Hexane	Ave	0.0558	0.0504		45200	50000	-9.5	20.0
1,1-Dichloroethane	Ave	0.3628	0.3381	0.1000	46600	50000	-6.8	50.0
Vinyl acetate	Ave	0.0418	0.0234		28000	50000	-44.0	50.0
2-Butanone	Ave	0.1005	0.0899		89400	100000	-10.6	50.0
cis-1,2-Dichloroethene	Ave	0.2446	0.2241		45800	50000	-8.4	50.0
2,2-Dichloropropane	Ave	0.2806	0.2200		39200	50000	-21.6	50.0
Bromochloromethane	Ave	0.1222	0.1072		43900	50000	-12.3	50.0
Tetrahydrofuran	Ave	0.0765	0.0620		40600	50000	-18.9	50.0
Chloroform	Ave	0.3819	0.3533		46300	50000	-7.5	20.0
1,1,1-Trichloroethane	Ave	0.3310	0.2951		44600	50000	-10.9	50.0
Cyclohexane	Ave	0.3694	0.3388		45900	50000	-8.3	50.0
1,1-Dichloropropene	Ave	0.2681	0.2625		49000	50000	-2.1	50.0
Carbon tetrachloride	Ave	0.2822	0.2189		38800	50000	-22.4	50.0
1,2-Dichloroethane	Ave	0.2938	0.2869		48800	50000	-2.4	50.0
Benzene	Ave	0.8619	0.7954		46100	50000	-7.7	50.0
Trichloroethene	Ave	0.2273	0.2090		46000	50000	-8.1	50.0
Methylcyclohexane	Ave	0.3913	0.3684		47100	50000	-5.8	50.0
1,2-Dichloropropane	Ave	0.1986	0.1856		46700	50000	-6.5	20.0
1,4-Dioxane	Ave	0.0023	0.0020		2200000	2500000	-11.9	50.0
Dibromomethane	Ave	0.1313	0.1185		45100	50000	-9.7	50.0
Bromodichloromethane	Ave	0.2726	0.2402		44100	50000	-11.9	50.0

FORM VII
GC/MS VOA CONTINUING CALIBRATION DATA

Lab Name: TestAmerica North Canton Job No.: 240-1112-1

SDG No.:

Lab Sample ID: CCVIS 240-6132/3 Calibration Date: 06/26/2011 21:14

Instrument ID: A3UX8 Calib Start Date: 06/19/2011 01:46

GC Column: DB-624 ID: 0.18(mm) Calib End Date: 06/19/2011 04:14

Lab File ID: UX82990.D Conc. Units: ng/L Heated Purge: (Y/N) Y

ANALYTE	CURVE TYPE	AVE RRF	RRF	MIN RRF	CALC AMOUNT	SPIKE AMOUNT	%D	MAX %D
2-Chloroethyl vinyl ether	Qua		0.0104		89800	100000	-10.2	50.0
cis-1,3-Dichloropropene	Ave	0.3391	0.3001		44200	50000	-11.5	50.0
4-Methyl-2-pentanone	Ave	0.2106	0.1969		93500	100000	-6.5	50.0
Toluene	Ave	1.342	1.235		46000	50000	-7.9	20.0
trans-1,3-Dichloropropene	Ave	0.4303	0.3796		44100	50000	-11.8	50.0
Ethyl methacrylate	Ave	0.4056	0.3112		38400	50000	-23.3	50.0
1,1,2-Trichloroethane	Ave	0.2614	0.2444		46800	50000	-6.5	50.0
1,3-Dichloropropane	Ave	0.4488	0.4262		47500	50000	-5.0	50.0
Tetrachloroethene	Ave	0.2601	0.2586		49700	50000	-0.6	50.0
2-Hexanone	Ave	0.1967	0.1823		92700	100000	-7.3	50.0
Dibromochloromethane	Ave	0.2873	0.2277		39600	50000	-20.7	50.0
1,2-Dibromoethane	Ave	0.2695	0.2424		45000	50000	-10.1	50.0
Chlorobenzene	Ave	0.8504	0.7991	0.3000	47000	50000	-6.0	50.0
1,1,1,2-Tetrachloroethane	Ave	0.3232	0.2574		39800	50000	-20.4	50.0
Ethylbenzene	Ave	0.4695	0.4461		47500	50000	-5.0	20.0
m-Xylene & p-Xylene	Ave	0.5645	0.5455		96600	100000	-3.4	50.0
o-Xylene	Ave	0.5843	0.5354		45800	50000	-8.4	50.0
Styrene	Ave	0.9332	0.8881		47600	50000	-4.8	50.0
Bromoform	Ave	0.2013	0.1380	0.1000	34300	50000	-31.4	50.0
Isopropylbenzene	Ave	1.484	1.410		47500	50000	-5.0	50.0
1,1,2,2-Tetrachloroethane	Ave	0.6222	0.5864	0.3000	47100	50000	-5.8	50.0
Bromobenzene	Ave	0.7167	0.7214		50300	50000	0.7	50.0
1,2,3-Trichloropropane	Ave	0.2169	0.2097		48300	50000	-3.3	50.0
trans-1,4-Dichloro-2-butene	Ave	0.1866	0.1582		42400	50000	-15.2	50.0
n-Propylbenzene	Ave	0.7252	0.7347		50700	50000	1.3	50.0
2-Chlorotoluene	Ave	0.6386	0.6390		50000	50000	0.0	50.0
1,3,5-Trimethylbenzene	Ave	2.245	2.288		51000	50000	1.9	50.0
4-Chlorotoluene	Ave	0.6506	0.6437		49500	50000	-1.1	50.0
tert-Butylbenzene	Ave	1.988	2.071		52100	50000	4.2	50.0
1,2,4-Trimethylbenzene	Ave	2.288	2.275		49700	50000	-0.5	50.0
sec-Butylbenzene	Ave	2.834	2.847		50200	50000	0.4	50.0
1,3-Dichlorobenzene	Ave	1.315	1.241		47200	50000	-5.6	50.0
p-Isopropyltoluene	Ave	2.304	2.330		50600	50000	1.1	50.0
1,4-Dichlorobenzene	Ave	1.320	1.235		46800	50000	-6.5	50.0
n-Butylbenzene	Ave	2.022	2.007		49600	50000	-0.7	50.0
1,2-Dichlorobenzene	Ave	1.265	1.182		46700	50000	-6.6	50.0
1,2-Dibromo-3-Chloropropane	Ave	0.1457	0.0946		32500	50000	-35.1	50.0
1,3,5-Trichlorobenzene	Ave	1.020	0.9291		45500	50000	-8.9	50.0
1,2,4-Trichlorobenzene	Ave	0.9265	0.8068		43500	50000	-12.9	50.0
Hexachlorobutadiene	Ave	0.5315	0.4839		45500	50000	-9.0	50.0
Naphthalene	Ave	2.181	1.738		39900	50000	-20.3	50.0

FORM VII
GC/MS VOA CONTINUING CALIBRATION DATA

Lab Name: TestAmerica North Canton Job No.: 240-1112-1

SDG No.:

Lab Sample ID: CCVIS 240-6132/3 Calibration Date: 06/26/2011 21:14

Instrument ID: A3UX8 Calib Start Date: 06/19/2011 01:46

GC Column: DB-624 ID: 0.18(mm) Calib End Date: 06/19/2011 04:14

Lab File ID: UX82990.D Conc. Units: ng/L Heated Purge: (Y/N) Y

ANALYTE	CURVE TYPE	AVE RRF	RRF	MIN RRF	CALC AMOUNT	SPIKE AMOUNT	%D	MAX %D
1,2,3-Trichlorobenzene	Ave	0.8706	0.7443		42700	50000	-14.5	50.0
Dibromofluoromethane (Surr)	Ave	0.2017	0.1744		43200	50000	-13.5	50.0
1,2-Dichloroethane-d4 (Surr)	Ave	0.2358	0.2152		45600	50000	-8.8	50.0
Toluene-d8 (Surr)	Ave	1.079	1.004		46500	50000	-6.9	50.0
4-Bromofluorobenzene (Surr)	Ave	0.4045	0.3760		46500	50000	-7.0	50.0

FORM VII
GC/MS VOA CONTINUING CALIBRATION DATA

Lab Name: TestAmerica North Canton Job No.: 240-1112-1

SDG No.:

Lab Sample ID: CCV 240-6132/4 Calibration Date: 06/26/2011 21:35

Instrument ID: A3UX8 Calib Start Date: 06/19/2011 01:46

GC Column: DB-624 ID: 0.18(mm) Calib End Date: 06/19/2011 04:14

Lab File ID: UX82991.D Conc. Units: ng/L Heated Purge: (Y/N) Y

ANALYTE	CURVE TYPE	AVE RRF	RRF	MIN RRF	CALC AMOUNT	SPIKE AMOUNT	%D	MAX %D
Dibromofluoromethane (Surr)	Ave	0.2017	0.1855		46000	50000	-8.0	50.0
1,2-Dichloroethane-d4 (Surr)	Ave	0.2358	0.2297		48700	50000	-2.6	50.0
Toluene-d8 (Surr)	Ave	1.079	0.9947		46100	50000	-7.8	50.0
4-Bromofluorobenzene (Surr)	Ave	0.4045	0.4015		49600	50000	-0.7	50.0

FORM VII
GC/MS VOA CONTINUING CALIBRATION DATA

Lab Name: TestAmerica North Canton Job No.: 240-1112-1

SDG No.:

Lab Sample ID: CCV 240-6132/4 Calibration Date: 06/26/2011 21:35

Instrument ID: A3UX8 Calib Start Date: 06/19/2011 04:35

GC Column: DB-624 ID: 0.18(mm) Calib End Date: 06/19/2011 06:21

Lab File ID: UX82991.D Conc. Units: ng/L Heated Purge: (Y/N) Y

ANALYTE	CURVE TYPE	AVE RRF	RRF	MIN RRF	CALC AMOUNT	SPIKE AMOUNT	%D	MAX %D
Dichlorofluoromethane	Lin1		0.2699		58400	50000	16.8	50.0
Ethyl ether	Ave	0.1663	0.1772		53300	50000	6.6	50.0
3-Chloro-1-propene	Ave	0.1093	0.1058		48400	50000	-3.2	50.0
Diisopropyl ether	Ave	0.2131	0.1985		233000	250000	-6.8	50.0
2-Chloro-1,3-butadiene	Ave	0.3040	0.3220		53000	50000	5.9	50.0
Ethyl-t-butyl ether (ETBE)	Ave	0.7672	0.7033		45800	50000	-8.3	50.0
Ethyl acetate	Ave	0.1986	0.1852		93300	100000	-6.7	50.0
Propionitrile	Ave	0.0295	0.0324		110000	100000	9.6	50.0
Methacrylonitrile	Ave	0.1331	0.1350		50700	50000	1.4	50.0
Isobutyl alcohol	Ave	0.0087	0.0077		880000	1000000	-12.0	50.0
Tert-amyl-methyl ether (TAME)	Ave	0.7260	0.6611		45500	50000	-8.9	50.0
n-Heptane	Ave	0.0541	0.0573		53000	50000	6.0	50.0
n-Butanol	Ave	0.0072	0.0057		790000	1000000	-21.0	50.0
Methyl methacrylate	Ave	0.1933	0.1652		42700	50000	-14.5	50.0
2-Nitropropane	Ave	0.0626	0.0322		51400	100000	-48.6	50.0
Cyclohexanone	Ave	0.0407	0.0460		565000	500000	12.9	50.0
1,2,3-Trimethylbenzene	Ave	2.433	2.136		43900	50000	-12.2	50.0
2-Methylnaphthalene	Ave	1.230	1.283		104000	100000	4.3	50.0

FORM IV
GC/MS VOA METHOD BLANK SUMMARY

Lab Name: TestAmerica North Canton Job No.: 240-1112-1

SDG No.:

Lab File ID: 149240.D Lab Sample ID: MB 240-5929/1-A

Matrix: Solid Heated Purge:(Y/N) Y

Instrument ID: A3UX14 Date Analyzed: 06/27/2011 12:18

GC Column: DB-624 ID: 0.18(mm)

THIS METHOD BLANK APPLIES TO THE FOLLOWING SAMPLES:

CLIENT SAMPLE ID	LAB SAMPLE ID	LAB FILE ID	DATE ANALYZED
	LCS 240-5929/2-A	149239.D	06/27/2011 11:56
DR-SB-27-10	240-1112-4	149241.D	06/27/2011 12:39
DR-SB-31-14	240-1112-12	149250.D	06/27/2011 15:52

FORM I
GC/MS VOA ORGANICS ANALYSIS DATA SHEET

Lab Name: TestAmerica North Canton Job No.: 240-1112-1

SDG No.:

Client Sample ID: Lab Sample ID: MB 240-5929/1-A

Matrix: Solid Lab File ID: 149240.D

Analysis Method: 8260B Date Collected:

Sample wt/vol: 5.00(g) Date Analyzed: 06/27/2011 12:18

Soil Aliquot Vol: 100 (uL) Dilution Factor: 1

Soil Extract Vol.: 5(mL) GC Column: DB-624 ID: 0.18(mm)

% Moisture: Level: (low/med) Medium

Analysis Batch No.: 6180 Units: ug/Kg

CAS NO.	COMPOUND NAME	RESULT	Q	RL	MDL
630-20-6	1,1,1,2-Tetrachloroethane	250	U	250	9.1
71-55-6	1,1,1-Trichloroethane	250	U	250	21
79-34-5	1,1,2,2-Tetrachloroethane	250	U	250	8.9
76-13-1	1,1,2-Trichloro-1,2,2-trichfluoroethane	250	U	250	39
75-34-3	1,1-Dichloroethane	250	U	250	17
75-35-4	1,1-Dichloroethene	250	U	250	18
563-58-6	1,1-Dichloropropene	250	U	250	10
87-61-6	1,2,3-Trichlorobenzene	250	U	250	10
96-18-4	1,2,3-Trichloropropane	250	U	250	21
526-73-8	1,2,3-Trimethylbenzene	250	U	250	0.17
120-82-1	1,2,4-Trichlorobenzene	250	U	250	7.3
95-63-6	1,2,4-Trimethylbenzene	250	U	250	5.0
96-12-8	1,2-Dibromo-3-Chloropropane	500	U	500	50
95-50-1	1,2-Dichlorobenzene	250	U	250	8.6
107-06-2	1,2-Dichloroethane	250	U	250	10
78-87-5	1,2-Dichloropropane	250	U	250	8.2
541-73-1	1,3-Dichlorobenzene	250	U	250	4.8
142-28-9	1,3-Dichloropropane	250	U	250	22
106-46-7	1,4-Dichlorobenzene	250	U	250	8.0
594-20-7	2,2-Dichloropropane	250	U	250	23
78-93-3	2-Butanone	1000	U	1000	43
110-75-8	2-Chloroethyl vinyl ether	1000	U	1000	43
95-49-8	2-Chlorotoluene	250	U	250	9.0
591-78-6	2-Hexanone	1000	U	1000	20
106-43-4	4-Chlorotoluene	250	U	250	9.9
99-87-6	p-Isopropyltoluene	250	U	250	4.8
108-10-1	4-Methyl-2-pentanone	1000	U	1000	48
67-64-1	Acetone	1000	U	1000	170
71-43-2	Benzene	250	U	250	12
108-86-1	Bromobenzene	250	U	250	13
75-25-2	Bromoform	250	U	250	19
74-83-9	Bromomethane	250	U	250	29
75-15-0	Carbon disulfide	250	U	250	12
56-23-5	Carbon tetrachloride	250	U	250	6.4
108-90-7	Chlorobenzene	250	U	250	6.4

FORM I
GC/MS VOA ORGANICS ANALYSIS DATA SHEET

Lab Name: TestAmerica North Canton Job No.: 240-1112-1

SDG No.:

Client Sample ID: Lab Sample ID: MB 240-5929/1-A

Matrix: Solid Lab File ID: 149240.D

Analysis Method: 8260B Date Collected:

Sample wt/vol: 5.00(g) Date Analyzed: 06/27/2011 12:18

Soil Aliquot Vol: 100 (uL) Dilution Factor: 1

Soil Extract Vol.: 5(mL) GC Column: DB-624 ID: 0.18(mm)

% Moisture: Level: (low/med) Medium

Analysis Batch No.: 6180 Units: ug/Kg

CAS NO.	COMPOUND NAME	RESULT	Q	RL	MDL
124-48-1	Dibromochloromethane	250	U	250	12
75-00-3	Chloroethane	250	U	250	61
67-66-3	Chloroform	250	U	250	8.8
74-87-3	Chloromethane	250	U	250	14
156-59-2	cis-1,2-Dichloroethene	250	U	250	6.9
10061-01-5	cis-1,3-Dichloropropene	250	U	250	7.9
74-95-3	Dibromomethane	250	U	250	14
74-97-5	Bromochloromethane	250	U	250	13
75-71-8	Dichlorodifluoromethane	250	U	250	16
75-27-4	Bromodichloromethane	250	U	250	9.9
75-65-0	tert-Butyl alcohol	10000	U	10000	240
100-41-4	Ethylbenzene	250	U	250	5.4
87-68-3	Hexachlorobutadiene	250	U	250	14
108-20-3	Diisopropyl ether	500	U	500	50
98-82-8	Isopropylbenzene	250	U	250	6.5
1634-04-4	Methyl tert-butyl ether	1000	U	1000	7.1
75-09-2	Methylene Chloride	255		250	77
179601-23-1	m-Xylene & p-Xylene	500	U	500	6.2
91-20-3	Naphthalene	250	U	250	6.7
104-51-8	n-Butylbenzene	250	U	250	8.0
103-65-1	n-Propylbenzene	250	U	250	14
95-47-6	o-Xylene	250	U	250	8.5
135-98-8	sec-Butylbenzene	250	U	250	4.7
100-42-5	Styrene	250	U	250	5.6
994-05-8	Tert-amyl-methyl ether (TAME)	250	U	250	0.37
637-92-3	Ethyl-t-butyl ether (ETBE)	250	U	250	0.22
127-18-4	Tetrachloroethene	250	U	250	12
108-88-3	Toluene	250	U	250	17
156-60-5	trans-1,2-Dichloroethene	250	U	250	9.2
10061-02-6	trans-1,3-Dichloropropene	250	U	250	20
79-01-6	Trichloroethene	250	U	250	9.7
75-69-4	Trichlorofluoromethane	250	U	250	16
108-05-4	Vinyl acetate	500	U	500	23
75-01-4	Vinyl chloride	250	U	250	18
1330-20-7	Xylenes, Total	500	U	500	8.1

FORM I
GC/MS VOA ORGANICS ANALYSIS DATA SHEET

Lab Name: TestAmerica North Canton Job No.: 240-1112-1

SDG No.:

Client Sample ID: Lab Sample ID: MB 240-5929/1-A

Matrix: Solid Lab File ID: 149240.D

Analysis Method: 8260B Date Collected:

Sample wt/vol: 5.00(g) Date Analyzed: 06/27/2011 12:18

Soil Aliquot Vol: 100 (uL) Dilution Factor: 1

Soil Extract Vol.: 5(mL) GC Column: DB-624 ID: 0.18(mm)

% Moisture: Level: (low/med) Medium

Analysis Batch No.: 6180 Units: ug/Kg

CAS NO.	COMPOUND NAME	RESULT	Q	RL	MDL
98-06-6	tert-Butylbenzene	250	U	250	6.5
106-93-4	1,2-Dibromoethane	250	U	250	10

CAS NO.	SURROGATE	%REC	Q	LIMITS
2037-26-5	Toluene-d8 (Surr)	84		33-134
1868-53-7	Dibromofluoromethane (Surr)	76		30-122
460-00-4	4-Bromofluorobenzene (Surr)	86		26-141
17060-07-0	1,2-Dichloroethane-d4 (Surr)	92		39-128

FORM I
GC/MS VOA ORGANICS ANALYSIS DATA SHEET
TENTATIVELY IDENTIFIED COMPOUNDS

Lab Name: TestAmerica North Canton | Job No.: 240-1112-1

SDG No.:

Client Sample ID: | Lab Sample ID: MB 240-5929/1-A

Matrix: Solid | Lab File ID: 149240.D

Analysis Method: 8260B | Date Collected:

Sample wt/vol: 5.00(g) | Date Analyzed: 06/27/2011 12:18

Soil Aliquot Vol: 100 (uL) | Dilution Factor: 1

Soil Extract Vol.: 5(mL) | GC Column: DB-624 ID: 0.18(mm)

% Moisture: | Level: (low/med) Medium

Analysis Batch No.: 6180 | Units: ug/Kg

Number TICs Found: 0 | TIC Result Total: 0

CAS NO.	COMPOUND NAME	RT	RESULT	Q
	Tentatively Identified Compound		None	

FORM I-TIC 8260B

FORM IV
GC/MS VOA METHOD BLANK SUMMARY

Lab Name: TestAmerica North Canton Job No.: 240-1112-1

SDG No.:

Lab File ID: 149238.D Lab Sample ID: MB 240-6180/6

Matrix: Solid Heated Purge:(Y/N) Y

Instrument ID: A3UX14 Date Analyzed: 06/27/2011 11:35

GC Column: DB-624 ID: 0.18(mm)

THIS METHOD BLANK APPLIES TO THE FOLLOWING SAMPLES:

CLIENT SAMPLE ID	LAB SAMPLE ID	LAB FILE ID	DATE ANALYZED
	LCS 240-6180/5	149237.D	06/27/2011 11:13
DR-SB-30-02	240-1112-9	149251.D	06/27/2011 16:13
DR-SB-30-08	240-1112-10	149252.D	06/27/2011 16:35
DR-SB-31-02	240-1112-11	149253.D	06/27/2011 16:56
DR-SB-32-02	240-1112-13	149254.D	06/27/2011 17:18
DR-SB-32-12	240-1112-14	149255.D	06/27/2011 17:39
DR-SB-33-02	240-1112-15	149256.D	06/27/2011 18:01
DR-SB-33-12	240-1112-16	149257.D	06/27/2011 18:22
DR-SB-34-02	240-1112-17	149258.D	06/27/2011 18:43
DR-SB-34-08	240-1112-18	149259.D	06/27/2011 19:05
DR-SB-35-02	240-1112-19	149260.D	06/27/2011 19:26

FORM I
GC/MS VOA ORGANICS ANALYSIS DATA SHEET

Lab Name: TestAmerica North Canton | Job No.: 240-1112-1

SDG No.:

Client Sample ID: | Lab Sample ID: MB 240-6180/6

Matrix: Solid | Lab File ID: 149238.D

Analysis Method: 8260B | Date Collected:

Sample wt/vol: 5(g) | Date Analyzed: 06/27/2011 11:35

Soil Aliquot Vol: | Dilution Factor: 1

Soil Extract Vol.: | GC Column: DB-624 ID: 0.18(mm)

% Moisture: | Level: (low/med) Low

Analysis Batch No.: 6180 | Units: ug/Kg

CAS NO.	COMPOUND NAME	RESULT	Q	RL	MDL
630-20-6	1,1,1,2-Tetrachloroethane	5.0	U	5.0	0.62
71-55-6	1,1,1-Trichloroethane	5.0	U	5.0	0.56
79-34-5	1,1,2,2-Tetrachloroethane	5.0	U	5.0	0.34
76-13-1	1,1,2-Trichloro-1,2,2-trichfluoroethane	5.0	U	5.0	1.3
75-34-3	1,1-Dichloroethane	5.0	U	5.0	0.36
75-35-4	1,1-Dichloroethene	5.0	U	5.0	0.52
563-58-6	1,1-Dichloropropene	5.0	U	5.0	0.30
87-61-6	1,2,3-Trichlorobenzene	5.0	U	5.0	0.38
96-18-4	1,2,3-Trichloropropane	5.0	U	5.0	0.90
526-73-8	1,2,3-Trimethylbenzene	5.0	U	5.0	0.17
120-82-1	1,2,4-Trichlorobenzene	5.0	U	5.0	0.27
95-63-6	1,2,4-Trimethylbenzene	5.0	U	5.0	0.65
96-12-8	1,2-Dibromo-3-Chloropropane	10	U	10	1.3
95-50-1	1,2-Dichlorobenzene	5.0	U	5.0	0.36
107-06-2	1,2-Dichloroethane	5.0	U	5.0	0.34
78-87-5	1,2-Dichloropropane	5.0	U	5.0	0.69
541-73-1	1,3-Dichlorobenzene	5.0	U	5.0	0.35
142-28-9	1,3-Dichloropropane	5.0	U	5.0	0.34
106-46-7	1,4-Dichlorobenzene	5.0	U	5.0	0.66
594-20-7	2,2-Dichloropropane	5.0	U	5.0	0.94
78-93-3	2-Butanone	20	U	20	1.4
110-75-8	2-Chloroethyl vinyl ether	50	U	50	1.4
95-49-8	2-Chlorotoluene	5.0	U	5.0	0.40
591-78-6	2-Hexanone	20	U	20	0.63
106-43-4	4-Chlorotoluene	5.0	U	5.0	0.41
99-87-6	p-Isopropyltoluene	5.0	U	5.0	0.21
108-10-1	4-Methyl-2-pentanone	20	U	20	0.54
67-64-1	Acetone	20	U	20	6.3
71-43-2	Benzene	5.0	U	5.0	0.23
108-86-1	Bromobenzene	5.0	U	5.0	0.33
75-25-2	Bromoform	5.0	U	5.0	0.33
74-83-9	Bromomethane	5.0	U	5.0	0.54
75-15-0	Carbon disulfide	5.0	U	5.0	0.44
56-23-5	Carbon tetrachloride	5.0	U	5.0	0.37
108-90-7	Chlorobenzene	5.0	U	5.0	0.33

FORM I
GC/MS VOA ORGANICS ANALYSIS DATA SHEET

Lab Name: TestAmerica North Canton Job No.: 240-1112-1

SDG No.:

Client Sample ID: Lab Sample ID: MB 240-6180/6

Matrix: Solid Lab File ID: 149238.D

Analysis Method: 8260B Date Collected:

Sample wt/vol: 5(g) Date Analyzed: 06/27/2011 11:35

Soil Aliquot Vol: Dilution Factor: 1

Soil Extract Vol.: GC Column: DB-624 ID: 0.18(mm)

% Moisture: Level: (low/med) Low

Analysis Batch No.: 6180 Units: ug/Kg

CAS NO.	COMPOUND NAME	RESULT	Q	RL	MDL
124-48-1	Dibromochloromethane	5.0	U	5.0	0.55
75-00-3	Chloroethane	5.0	U	5.0	0.86
67-66-3	Chloroform	5.0	U	5.0	0.29
74-87-3	Chloromethane	5.0	U	5.0	0.41
156-59-2	cis-1,2-Dichloroethene	5.0	U	5.0	0.36
10061-01-5	cis-1,3-Dichloropropene	5.0	U	5.0	0.34
74-95-3	Dibromomethane	5.0	U	5.0	0.63
74-97-5	Bromochloromethane	5.0	U	5.0	0.71
75-71-8	Dichlorodifluoromethane	5.0	U	5.0	0.50
75-27-4	Bromodichloromethane	5.0	U	5.0	0.28
75-65-0	tert-Butyl alcohol	200	U	200	7.6
100-41-4	Ethylbenzene	5.0	U	5.0	0.26
87-68-3	Hexachlorobutadiene	5.0	U	5.0	1.2
108-20-3	Diisopropyl ether	10	U	10	1.5
98-82-8	Isopropylbenzene	5.0	U	5.0	0.16
1634-04-4	Methyl tert-butyl ether	20	U	20	0.43
75-09-2	Methylene Chloride	5.05		5.0	0.67
179601-23-1	m-Xylene & p-Xylene	10	U	10	1.2
91-20-3	Naphthalene	0.405	J	5.0	0.19
104-51-8	n-Butylbenzene	5.0	U	5.0	0.23
103-65-1	n-Propylbenzene	5.0	U	5.0	0.40
95-47-6	o-Xylene	5.0	U	5.0	0.35
135-98-8	sec-Butylbenzene	5.0	U	5.0	0.18
100-42-5	Styrene	5.0	U	5.0	0.15
994-05-8	Tert-amyl-methyl ether (TAME)	5.0	U	5.0	0.37
637-92-3	Ethyl-t-butyl ether (ETBE)	5.0	U	5.0	0.22
127-18-4	Tetrachloroethene	5.0	U	5.0	0.52
108-88-3	Toluene	5.0	U	5.0	0.27
156-60-5	trans-1,2-Dichloroethene	5.0	U	5.0	0.41
10061-02-6	trans-1,3-Dichloropropene	5.0	U	5.0	0.54
79-01-6	Trichloroethene	5.0	U	5.0	0.42
75-69-4	Trichlorofluoromethane	5.0	U	5.0	0.34
108-05-4	Vinyl acetate	10	U	10	0.25
75-01-4	Vinyl chloride	5.0	U	5.0	0.39
1330-20-7	Xylenes, Total	10	U	10	0.67

FORM I
GC/MS VOA ORGANICS ANALYSIS DATA SHEET

Lab Name: TestAmerica North Canton Job No.: 240-1112-1

SDG No.:

Client Sample ID: Lab Sample ID: MB 240-6180/6

Matrix: Solid Lab File ID: 149238.D

Analysis Method: 8260B Date Collected:

Sample wt/vol: 5(g) Date Analyzed: 06/27/2011 11:35

Soil Aliquot Vol: Dilution Factor: 1

Soil Extract Vol.: GC Column: DB-624 ID: 0.18(mm)

% Moisture: Level: (low/med) Low

Analysis Batch No.: 6180 Units: ug/Kg

CAS NO.	COMPOUND NAME	RESULT	Q	RL	MDL
98-06-6	tert-Butylbenzene	5.0	U	5.0	0.29
106-93-4	1,2-Dibromoethane	5.0	U	5.0	0.50

CAS NO.	SURROGATE	%REC	Q	LIMITS
2037-26-5	Toluene-d8 (Surr)	106		67-125
1868-53-7	Dibromofluoromethane (Surr)	92		37-132
460-00-4	4-Bromofluorobenzene (Surr)	96		52-136
17060-07-0	1,2-Dichloroethane-d4 (Surr)	105		58-123

FORM I
GC/MS VOA ORGANICS ANALYSIS DATA SHEET
TENTATIVELY IDENTIFIED COMPOUNDS

Lab Name: TestAmerica North Canton | Job No.: 240-1112-1

SDG No.:

Client Sample ID: | Lab Sample ID: MB 240-6180/6

Matrix: Solid | Lab File ID: 149238.D

Analysis Method: 8260B | Date Collected:

Sample wt/vol: 5(g) | Date Analyzed: 06/27/2011 11:35

Soil Aliquot Vol: | Dilution Factor: 1

Soil Extract Vol.: | GC Column: DB-624 ID: 0.18(mm)

% Moisture: | Level: (low/med) Low

Analysis Batch No.: 6180 | Units: ug/Kg

Number TICs Found: 0 | TIC Result Total: 0

CAS NO.	COMPOUND NAME	RT	RESULT	Q
	Tentatively Identified Compound		None	

FORM I-TIC 8260B

FORM IV
GC/MS VOA METHOD BLANK SUMMARY

Lab Name: TestAmerica North Canton Job No.: 240-1112-1

SDG No.:

Lab File ID: 149271.D Lab Sample ID: MB 240-6372/6

Matrix: Solid Heated Purge:(Y/N) Y

Instrument ID: A3UX14 Date Analyzed: 06/28/2011 12:54

GC Column: DB-624 ID: 0.18(mm)

THIS METHOD BLANK APPLIES TO THE FOLLOWING SAMPLES:

CLIENT SAMPLE ID	LAB SAMPLE ID	LAB FILE ID	DATE ANALYZED
	LCS 240-6372/5	149270.D	06/28/2011 12:33
DR-SB-35-10	240-1112-20	149281.D	06/28/2011 16:28

FORM I
GC/MS VOA ORGANICS ANALYSIS DATA SHEET

Lab Name: TestAmerica North Canton | Job No.: 240-1112-1

SDG No.:

Client Sample ID: | Lab Sample ID: MB 240-6372/6

Matrix: Solid | Lab File ID: 149271.D

Analysis Method: 8260B | Date Collected:

Sample wt/vol: 5(g) | Date Analyzed: 06/28/2011 12:54

Soil Aliquot Vol: | Dilution Factor: 1

Soil Extract Vol.: | GC Column: DB-624 ID: 0.18(mm)

% Moisture: | Level: (low/med) Low

Analysis Batch No.: 6372 | Units: ug/Kg

CAS NO.	COMPOUND NAME	RESULT	Q	RL	MDL
630-20-6	1,1,1,2-Tetrachloroethane	5.0	U	5.0	0.62
71-55-6	1,1,1-Trichloroethane	5.0	U	5.0	0.56
79-34-5	1,1,2,2-Tetrachloroethane	5.0	U	5.0	0.34
76-13-1	1,1,2-Trichloro-1,2,2-trichfluoroethane	5.0	U	5.0	1.3
75-34-3	1,1-Dichloroethane	5.0	U	5.0	0.36
75-35-4	1,1-Dichloroethene	5.0	U	5.0	0.52
563-58-6	1,1-Dichloropropene	5.0	U	5.0	0.30
87-61-6	1,2,3-Trichlorobenzene	5.0	U	5.0	0.38
96-18-4	1,2,3-Trichloropropane	5.0	U	5.0	0.90
526-73-8	1,2,3-Trimethylbenzene	5.0	U	5.0	0.17
120-82-1	1,2,4-Trichlorobenzene	5.0	U	5.0	0.27
95-63-6	1,2,4-Trimethylbenzene	5.0	U	5.0	0.65
96-12-8	1,2-Dibromo-3-Chloropropane	10	U	10	1.3
95-50-1	1,2-Dichlorobenzene	5.0	U	5.0	0.36
107-06-2	1,2-Dichloroethane	5.0	U	5.0	0.34
78-87-5	1,2-Dichloropropane	5.0	U	5.0	0.69
541-73-1	1,3-Dichlorobenzene	5.0	U	5.0	0.35
142-28-9	1,3-Dichloropropane	5.0	U	5.0	0.34
106-46-7	1,4-Dichlorobenzene	5.0	U	5.0	0.66
594-20-7	2,2-Dichloropropane	5.0	U	5.0	0.94
78-93-3	2-Butanone	20	U	20	1.4
110-75-8	2-Chloroethyl vinyl ether	50	U	50	1.4
95-49-8	2-Chlorotoluene	5.0	U	5.0	0.40
591-78-6	2-Hexanone	20	U	20	0.63
106-43-4	4-Chlorotoluene	5.0	U	5.0	0.41
99-87-6	p-Isopropyltoluene	5.0	U	5.0	0.21
108-10-1	4-Methyl-2-pentanone	20	U	20	0.54
67-64-1	Acetone	7.01	J	20	6.3
71-43-2	Benzene	5.0	U	5.0	0.23
108-86-1	Bromobenzene	5.0	U	5.0	0.33
75-25-2	Bromoform	5.0	U	5.0	0.33
74-83-9	Bromomethane	5.0	U	5.0	0.54
75-15-0	Carbon disulfide	5.0	U	5.0	0.44
56-23-5	Carbon tetrachloride	5.0	U	5.0	0.37
108-90-7	Chlorobenzene	5.0	U	5.0	0.33

FORM I
GC/MS VOA ORGANICS ANALYSIS DATA SHEET

Lab Name: TestAmerica North Canton Job No.: 240-1112-1

SDG No.:

Client Sample ID: Lab Sample ID: MB 240-6372/6

Matrix: Solid Lab File ID: 149271.D

Analysis Method: 8260B Date Collected:

Sample wt/vol: 5(g) Date Analyzed: 06/28/2011 12:54

Soil Aliquot Vol: Dilution Factor: 1

Soil Extract Vol.: GC Column: DB-624 ID: 0.18(mm)

% Moisture: Level: (low/med) Low

Analysis Batch No.: 6372 Units: ug/Kg

CAS NO.	COMPOUND NAME	RESULT	Q	RL	MDL
124-48-1	Dibromochloromethane	5.0	U	5.0	0.55
75-00-3	Chloroethane	5.0	U	5.0	0.86
67-66-3	Chloroform	5.0	U	5.0	0.29
74-87-3	Chloromethane	5.0	U	5.0	0.41
156-59-2	cis-1,2-Dichloroethene	5.0	U	5.0	0.36
10061-01-5	cis-1,3-Dichloropropene	5.0	U	5.0	0.34
74-95-3	Dibromomethane	5.0	U	5.0	0.63
74-97-5	Bromochloromethane	5.0	U	5.0	0.71
75-71-8	Dichlorodifluoromethane	5.0	U	5.0	0.50
75-27-4	Bromodichloromethane	5.0	U	5.0	0.28
75-65-0	tert-Butyl alcohol	200	U	200	7.6
100-41-4	Ethylbenzene	5.0	U	5.0	0.26
87-68-3	Hexachlorobutadiene	5.0	U	5.0	1.2
108-20-3	Diisopropyl ether	10	U	10	1.5
98-82-8	Isopropylbenzene	5.0	U	5.0	0.16
1634-04-4	Methyl tert-butyl ether	20	U	20	0.43
75-09-2	Methylene Chloride	6.30		5.0	0.67
179601-23-1	m-Xylene & p-Xylene	10	U	10	1.2
91-20-3	Naphthalene	0.387	J	5.0	0.19
104-51-8	n-Butylbenzene	5.0	U	5.0	0.23
103-65-1	n-Propylbenzene	5.0	U	5.0	0.40
95-47-6	o-Xylene	5.0	U	5.0	0.35
135-98-8	sec-Butylbenzene	5.0	U	5.0	0.18
100-42-5	Styrene	5.0	U	5.0	0.15
994-05-8	Tert-amyl-methyl ether (TAME)	5.0	U	5.0	0.37
637-92-3	Ethyl-t-butyl ether (ETBE)	5.0	U	5.0	0.22
127-18-4	Tetrachloroethene	5.0	U	5.0	0.52
108-88-3	Toluene	5.0	U	5.0	0.27
156-60-5	trans-1,2-Dichloroethene	5.0	U	5.0	0.41
10061-02-6	trans-1,3-Dichloropropene	5.0	U	5.0	0.54
79-01-6	Trichloroethene	5.0	U	5.0	0.42
75-69-4	Trichlorofluoromethane	5.0	U	5.0	0.34
108-05-4	Vinyl acetate	10	U	10	0.25
75-01-4	Vinyl chloride	5.0	U	5.0	0.39
1330-20-7	Xylenes, Total	10	U	10	0.67

FORM I
GC/MS VOA ORGANICS ANALYSIS DATA SHEET

Lab Name: TestAmerica North Canton Job No.: 240-1112-1

SDG No.:

Client Sample ID: Lab Sample ID: MB 240-6372/6

Matrix: Solid Lab File ID: 149271.D

Analysis Method: 8260B Date Collected:

Sample wt/vol: 5(g) Date Analyzed: 06/28/2011 12:54

Soil Aliquot Vol: Dilution Factor: 1

Soil Extract Vol.: GC Column: DB-624 ID: 0.18(mm)

% Moisture: Level: (low/med) Low

Analysis Batch No.: 6372 Units: ug/Kg

CAS NO.	COMPOUND NAME	RESULT	Q	RL	MDL
98-06-6	tert-Butylbenzene	5.0	U	5.0	0.29
106-93-4	1,2-Dibromoethane	5.0	U	5.0	0.50

CAS NO.	SURROGATE	%REC	Q	LIMITS
2037-26-5	Toluene-d8 (Surr)	105		67-125
1868-53-7	Dibromofluoromethane (Surr)	96		37-132
460-00-4	4-Bromofluorobenzene (Surr)	94		52-136
17060-07-0	1,2-Dichloroethane-d4 (Surr)	110		58-123

FORM IV
GC/MS VOA METHOD BLANK SUMMARY

Lab Name: TestAmerica North Canton Job No.: 240-1112-1

SDG No.:

Lab File ID: UX82993.D Lab Sample ID: MB 240-6132/6

Matrix: Solid Heated Purge:(Y/N) Y

Instrument ID: A3UX8 Date Analyzed: 06/26/2011 22:18

GC Column: DB-624 ID: 0.18(mm)

THIS METHOD BLANK APPLIES TO THE FOLLOWING SAMPLES:

CLIENT SAMPLE ID	LAB SAMPLE ID	LAB FILE ID	DATE ANALYZED
	LCS 240-6132/7	UX82994.D	06/26/2011 22:40
	240-1230-B-1 MS	UX82996.D	06/26/2011 23:29
	240-1230-B-1 MSD	UX82997.D	06/26/2011 23:50
DR-SB-26-02	240-1112-1	UX83003.D	06/27/2011 01:57
DR-SB-26-10	240-1112-2	UX83004.D	06/27/2011 02:19
DR-SB-27-02	240-1112-3	UX83005.D	06/27/2011 02:40
DR-SB-28-02	240-1112-5	UX83006.D	06/27/2011 03:01
DR-SB-28-10	240-1112-6	UX83007.D	06/27/2011 03:22
DR-SB-29-02	240-1112-7	UX83008.D	06/27/2011 03:44
DR-SB-29-10	240-1112-8	UX83009.D	06/27/2011 04:05

FORM I
GC/MS VOA ORGANICS ANALYSIS DATA SHEET

Lab Name: TestAmerica North Canton Job No.: 240-1112-1

SDG No.:

Client Sample ID: Lab Sample ID: MB 240-6132/6

Matrix: Solid Lab File ID: UX82993.D

Analysis Method: 8260B Date Collected:

Sample wt/vol: 5(mL) Date Analyzed: 06/26/2011 22:18

Soil Aliquot Vol: Dilution Factor: 1

Soil Extract Vol.: GC Column: DB-624 ID: 0.18(mm)

% Moisture: Level: (low/med) Low

Analysis Batch No.: 6132 Units: ug/Kg

CAS NO.	COMPOUND NAME	RESULT	Q	RL	MDL
630-20-6	1,1,1,2-Tetrachloroethane	5.0	U	5.0	0.62
71-55-6	1,1,1-Trichloroethane	5.0	U	5.0	0.56
79-34-5	1,1,2,2-Tetrachloroethane	5.0	U	5.0	0.34
76-13-1	1,1,2-Trichloro-1,2,2-trichfluoroethane	5.0	U	5.0	1.3
75-34-3	1,1-Dichloroethane	5.0	U	5.0	0.36
75-35-4	1,1-Dichloroethene	5.0	U	5.0	0.52
563-58-6	1,1-Dichloropropene	5.0	U	5.0	0.30
87-61-6	1,2,3-Trichlorobenzene	5.0	U	5.0	0.38
96-18-4	1,2,3-Trichloropropane	5.0	U	5.0	0.90
526-73-8	1,2,3-Trimethylbenzene	5.0	U	5.0	0.17
120-82-1	1,2,4-Trichlorobenzene	5.0	U	5.0	0.27
95-63-6	1,2,4-Trimethylbenzene	5.0	U	5.0	0.65
96-12-8	1,2-Dibromo-3-Chloropropane	10	U	10	1.3
95-50-1	1,2-Dichlorobenzene	5.0	U	5.0	0.36
107-06-2	1,2-Dichloroethane	5.0	U	5.0	0.34
78-87-5	1,2-Dichloropropane	5.0	U	5.0	0.69
541-73-1	1,3-Dichlorobenzene	5.0	U	5.0	0.35
142-28-9	1,3-Dichloropropane	5.0	U	5.0	0.34
106-46-7	1,4-Dichlorobenzene	5.0	U	5.0	0.66
594-20-7	2,2-Dichloropropane	5.0	U	5.0	0.94
78-93-3	2-Butanone	20	U	20	1.4
110-75-8	2-Chloroethyl vinyl ether	50	U	50	1.4
95-49-8	2-Chlorotoluene	5.0	U	5.0	0.40
591-78-6	2-Hexanone	20	U	20	0.63
106-43-4	4-Chlorotoluene	5.0	U	5.0	0.41
99-87-6	p-Isopropyltoluene	5.0	U	5.0	0.21
108-10-1	4-Methyl-2-pentanone	20	U	20	0.54
67-64-1	Acetone	20	U	20	6.3
71-43-2	Benzene	5.0	U	5.0	0.23
108-86-1	Bromobenzene	5.0	U	5.0	0.33
75-25-2	Bromoform	5.0	U	5.0	0.33
74-83-9	Bromomethane	5.0	U	5.0	0.54
75-15-0	Carbon disulfide	5.0	U	5.0	0.44
56-23-5	Carbon tetrachloride	5.0	U	5.0	0.37
108-90-7	Chlorobenzene	5.0	U	5.0	0.33

FORM I
GC/MS VOA ORGANICS ANALYSIS DATA SHEET

Lab Name: TestAmerica North Canton | Job No.: 240-1112-1

SDG No.:

Client Sample ID: | Lab Sample ID: MB 240-6132/6

Matrix: Solid | Lab File ID: UX82993.D

Analysis Method: 8260B | Date Collected:

Sample wt/vol: 5(mL) | Date Analyzed: 06/26/2011 22:18

Soil Aliquot Vol: | Dilution Factor: 1

Soil Extract Vol.: | GC Column: DB-624 ID: 0.18(mm)

% Moisture: | Level: (low/med) Low

Analysis Batch No.: 6132 | Units: ug/Kg

CAS NO.	COMPOUND NAME	RESULT	Q	RL	MDL
124-48-1	Dibromochloromethane	5.0	U	5.0	0.55
75-00-3	Chloroethane	5.0	U	5.0	0.86
67-66-3	Chloroform	5.0	U	5.0	0.29
74-87-3	Chloromethane	5.0	U	5.0	0.41
156-59-2	cis-1,2-Dichloroethene	5.0	U	5.0	0.36
10061-01-5	cis-1,3-Dichloropropene	5.0	U	5.0	0.34
74-95-3	Dibromomethane	5.0	U	5.0	0.63
74-97-5	Bromochloromethane	5.0	U	5.0	0.71
75-71-8	Dichlorodifluoromethane	5.0	U	5.0	0.50
75-27-4	Bromodichloromethane	5.0	U	5.0	0.28
75-65-0	tert-Butyl alcohol	200	U	200	7.6
100-41-4	Ethylbenzene	5.0	U	5.0	0.26
87-68-3	Hexachlorobutadiene	5.0	U	5.0	1.2
108-20-3	Diisopropyl ether	10	U	10	1.5
98-82-8	Isopropylbenzene	5.0	U	5.0	0.16
1634-04-4	Methyl tert-butyl ether	20	U	20	0.43
75-09-2	Methylene Chloride	5.0	U	5.0	0.67
179601-23-1	m-Xylene & p-Xylene	10	U	10	1.2
91-20-3	Naphthalene	0.380	J	5.0	0.19
104-51-8	n-Butylbenzene	5.0	U	5.0	0.23
103-65-1	n-Propylbenzene	5.0	U	5.0	0.40
95-47-6	o-Xylene	5.0	U	5.0	0.35
135-98-8	sec-Butylbenzene	5.0	U	5.0	0.18
100-42-5	Styrene	5.0	U	5.0	0.15
994-05-8	Tert-amyl-methyl ether (TAME)	5.0	U	5.0	0.37
637-92-3	Ethyl-t-butyl ether (ETBE)	5.0	U	5.0	0.22
127-18-4	Tetrachloroethene	5.0	U	5.0	0.52
108-88-3	Toluene	5.0	U	5.0	0.27
156-60-5	trans-1,2-Dichloroethene	5.0	U	5.0	0.41
10061-02-6	trans-1,3-Dichloropropene	5.0	U	5.0	0.54
79-01-6	Trichloroethene	5.0	U	5.0	0.42
75-69-4	Trichlorofluoromethane	5.0	U	5.0	0.34
108-05-4	Vinyl acetate	10	U	10	0.25
75-01-4	Vinyl chloride	5.0	U	5.0	0.39
1330-20-7	Xylenes, Total	10	U	10	0.67

FORM I
GC/MS VOA ORGANICS ANALYSIS DATA SHEET

Lab Name: TestAmerica North Canton Job No.: 240-1112-1

SDG No.:

Client Sample ID: Lab Sample ID: MB 240-6132/6

Matrix: Solid Lab File ID: UX82993.D

Analysis Method: 8260B Date Collected:

Sample wt/vol: 5(mL) Date Analyzed: 06/26/2011 22:18

Soil Aliquot Vol: Dilution Factor: 1

Soil Extract Vol.: GC Column: DB-624 ID: 0.18(mm)

% Moisture: Level: (low/med) Low

Analysis Batch No.: 6132 Units: ug/Kg

CAS NO.	COMPOUND NAME	RESULT	Q	RL	MDL
98-06-6	tert-Butylbenzene	5.0	U	5.0	0.29
106-93-4	1,2-Dibromoethane	5.0	U	5.0	0.50

CAS NO.	SURROGATE	%REC	Q	LIMITS
2037-26-5	Toluene-d8 (Surr)	92		67-125
1868-53-7	Dibromofluoromethane (Surr)	93		37-132
460-00-4	4-Bromofluorobenzene (Surr)	98		52-136
17060-07-0	1,2-Dichloroethane-d4 (Surr)	96		58-123

FORM I
GC/MS VOA ORGANICS ANALYSIS DATA SHEET
TENTATIVELY IDENTIFIED COMPOUNDS

Lab Name: TestAmerica North Canton | Job No.: 240-1112-1

SDG No.:

Client Sample ID: | Lab Sample ID: MB 240-6132/6

Matrix: Solid | Lab File ID: UX82993.D

Analysis Method: 8260B | Date Collected:

Sample wt/vol: 5(mL) | Date Analyzed: 06/26/2011 22:18

Soil Aliquot Vol: | Dilution Factor: 1

Soil Extract Vol.: | GC Column: DB-624 ID: 0.18(mm)

% Moisture: | Level: (low/med) Low

Analysis Batch No.: 6132 | Units: ug/Kg

Number TICs Found: 0 | TIC Result Total: 0

CAS NO.	COMPOUND NAME	RT	RESULT	Q
	Tentatively Identified Compound		None	

FORM I-TIC 8260B

FORM II
GC/MS VOA SURROGATE RECOVERY

Lab Name: TestAmerica North Canton Job No.: 240-1112-1

SDG No.:

Matrix: Solid Level: Low

GC Column (1): DB-624 ID: 0.18 (mm)

Client Sample ID	Lab Sample ID	DBFM	#	DCA	#	TOL	#	BFB	#
DR-SB-26-02	240-1112-1	86		91		98		90	
DR-SB-26-10	240-1112-2	96		102		94		101	
DR-SB-27-02	240-1112-3	89		97		91		97	
DR-SB-28-02	240-1112-5	90		100		93		99	
DR-SB-28-10	240-1112-6	89		97		91		97	
DR-SB-29-02	240-1112-7	91		103		98		92	
DR-SB-29-10	240-1112-8	91		101		91		99	
DR-SB-30-02	240-1112-9	86		105		108		100	
DR-SB-30-08	240-1112-10	85		105		102		95	
DR-SB-31-02	240-1112-11	93		110		111		119	
DR-SB-32-02	240-1112-13	84		105		107		109	
DR-SB-32-12	240-1112-14	85		106		103		94	
DR-SB-33-02	240-1112-15	86		104		109		104	
DR-SB-33-12	240-1112-16	88		109		107		103	
DR-SB-34-02	240-1112-17	88		111		104		95	
DR-SB-34-08	240-1112-18	85		99		101		96	
DR-SB-35-02	240-1112-19	83		103		111		109	
DR-SB-35-10	240-1112-20	87		103		129	X	129	
	MB 240-6132/6	93		96		92		98	
	MB 240-6180/6	92		105		106		96	
	MB 240-6372/6	96		110		105		94	
	LCS 240-6132/7	96		100		93		99	
	LCS 240-6180/5	102		105		106		99	
	LCS 240-6372/5	99		103		106		99	
	240-1121-F-48-A MS	100		105		112		117	
	240-1230-B-1 MS	98		101		99		97	
	240-1121-H-48-A MSD	107		107		111		108	
	240-1230-B-1 MSD	95		98		98		96	

	QC LIMITS
DBFM = Dibromofluoromethane (Surr)	37-132
DCA = 1,2-Dichloroethane-d4 (Surr)	58-123
TOL = Toluene-d8 (Surr)	67-125
BFB = 4-Bromofluorobenzene (Surr)	52-136

Column to be used to flag recovery values

FORM II 8260B

FORM II
GC/MS VOA SURROGATE RECOVERY

Lab Name: TestAmerica North Canton Job No.: 240-1112-1

SDG No.:

Matrix: Solid Level: Medium

GC Column (1): DB-624 ID: 0.18 (mm)

Client Sample ID	Lab Sample ID	DBFM	#	DCA	#	TOL	#	BFB	#
DR-SB-27-10	240-1112-4	65	D	80	D	67	D	73	D
DR-SB-31-14	240-1112-12	59		76		68		63	
	MB 240-5929/1-A	76		92		84		86	
	LCS 240-5929/2-A	79		91		84		82	
	240-1145-B-3-A MS	61	D	75	D	63	D	64	D
	240-1145-C-3-A MSD	65	D	78	D	66	D	64	D

	QC LIMITS
DBFM = Dibromofluoromethane (Surr)	30-122
DCA = 1,2-Dichloroethane-d4 (Surr)	39-128
TOL = Toluene-d8 (Surr)	33-134
BFB = 4-Bromofluorobenzene (Surr)	26-141

Column to be used to flag recovery values

FORM II 8260B

FORM III
GC/MS VOA LAB CONTROL SAMPLE RECOVERY

Lab Name: TestAmerica North Canton Job No.: 240-1112-1

SDG No.:

Matrix: Solid Level: Medium Lab File ID: 149239.D

Lab ID: LCS 240-5929/2-A Client ID:

COMPOUND	SPIKE ADDED (ug/Kg)	LCS CONCENTRATION (ug/Kg)	LCS % REC	QC LIMITS REC	#
1,1,1,2-Tetrachloroethane	500	437	87	27-121	
1,1,1-Trichloroethane	500	485	97	38-122	
1,1,2,2-Tetrachloroethane	500	455	91	54-121	
1,1,2-Trichloro-1,2,2-trichfluoroethane	500	560	112	48-151	
1,1-Dichloroethane	500	498	100	63-117	
1,1-Dichloroethene	500	475	95	44-143	
1,1-Dichloropropene	500	474	95	60-123	
1,2,3-Trichlorobenzene	500	445	89	43-129	
1,2,3-Trichloropropane	500	472	94	74-124	
1,2,3-Trimethylbenzene	500	540	108	70-130	
1,2,4-Trichlorobenzene	500	432	86	41-135	
1,2,4-Trimethylbenzene	500	469	94	62-133	
1,2-Dibromo-3-Chloropropane	500	294 J	59	10-129	
1,2-Dichlorobenzene	500	485	97	68-118	
1,2-Dichloroethane	500	510	102	68-119	
1,2-Dichloropropane	500	469	94	73-113	
1,3-Dichlorobenzene	500	480	96	66-121	
1,3-Dichloropropane	500	457	91	74-119	
1,4-Dichlorobenzene	500	466	93	65-119	
2,2-Dichloropropane	500	459	92	25-123	
2-Butanone	1000	960 J	96	10-199	
2-Chloroethyl vinyl ether	500	351 J	70	25-140	
2-Chlorotoluene	500	480	96	68-122	
2-Hexanone	1000	860 J	86	43-130	
4-Chlorotoluene	500	484	97	68-122	
p-Isopropyltoluene	500	481	96	56-136	
4-Methyl-2-pentanone	1000	880 J	88	49-121	
Acetone	1000	950 J	95	16-156	
Benzene	500	481	96	70-117	
Bromobenzene	500	475	95	72-120	
Bromoform	500	370	74	10-117	
Bromomethane	500	500	100	10-114	
Carbon disulfide	500	277	55	10-132	
Carbon tetrachloride	500	425	85	29-118	
Chlorobenzene	500	471	94	71-116	
Dibromochloromethane	500	323	65	22-113	
Chloroethane	500	1060	212	10-120	*
Chloroform	500	496	99	63-116	
Chloromethane	500	414	83	25-110	
cis-1,2-Dichloroethene	500	478	96	60-125	
cis-1,3-Dichloropropene	500	359	72	25-120	

Column to be used to flag recovery and RPD values

FORM III 8260B

FORM III
GC/MS VOA LAB CONTROL SAMPLE RECOVERY

Lab Name: TestAmerica North Canton Job No.: 240-1112-1

SDG No.:

Matrix: Solid Level: Medium Lab File ID: 149239.D

Lab ID: LCS 240-5929/2-A Client ID:

COMPOUND	SPIKE ADDED (ug/Kg)	LCS CONCENTRATION (ug/Kg)	LCS % REC	QC LIMITS REC	#
Dibromomethane	500	465	93	68-118	
Bromochloromethane	500	464	93	56-128	
Dichlorodifluoromethane	500	268	54	10-110	
Bromodichloromethane	500	389	78	28-123	
tert-Butyl alcohol	10000	7580 J	76	70-130	
Ethylbenzene	500	466	93	66-119	
Hexachlorobutadiene	500	456	91	34-135	
Diisopropyl ether	500	463 J	93	71-113	
Isopropylbenzene	500	459	92	61-123	
Methyl tert-butyl ether	500	456 J	91	34-157	
Methylene Chloride	500	730	146	27-172	
m-Xylene & p-Xylene	1000	930	93	67-118	
Naphthalene	500	378	76	37-126	
n-Butylbenzene	500	462	92	51-137	
n-Propylbenzene	500	473	95	64-130	
o-Xylene	500	466	93	68-120	
sec-Butylbenzene	500	468	94	58-131	
Styrene	500	418	84	60-120	
Tetrachloroethene	500	510	102	58-131	
Toluene	500	466	93	66-123	
trans-1,2-Dichloroethene	500	461	92	58-121	
trans-1,3-Dichloropropene	500	354	71	22-122	
Trichloroethene	500	483	97	59-124	
Trichlorofluoromethane	500	497	99	17-145	
Vinyl acetate	500	446 J	89	60-125	
Vinyl chloride	500	404	81	33-110	
tert-Butylbenzene	500	447	89	58-128	
1,2-Dibromoethane	500	439	88	47-123	

Column to be used to flag recovery and RPD values

FORM III 8260B

FORM III
GC/MS VOA LAB CONTROL SAMPLE RECOVERY

Lab Name: TestAmerica North Canton Job No.: 240-1112-1

SDG No.:

Matrix: Solid Level: Low Lab File ID: UX82994.D

Lab ID: LCS 240-6132/7 Client ID:

COMPOUND	SPIKE ADDED (ug/Kg)	LCS CONCENTRATION (ug/Kg)	LCS % REC	QC LIMITS REC	#
1,1,1,2-Tetrachloroethane	50.0	43.2	86	81-119	
1,1,1-Trichloroethane	50.0	51.5	103	77-126	
1,1,2,2-Tetrachloroethane	50.0	50.7	101	77-123	
1,1,2-Trichloro-1,2,2-trichfluoroethane	50.0	59.8	120	82-138	
1,1-Dichloroethane	50.0	54.9	110	76-115	
1,1-Dichloroethene	50.0	55.8	112	75-135	
1,1-Dichloropropene	50.0	58.5	117	80-120	
1,2,3-Trichlorobenzene	50.0	51.5	103	61-121	
1,2,3-Trichloropropane	50.0	54.7	109	84-126	
1,2,3-Trimethylbenzene	50.0	49.2	98	70-130	
1,2,4-Trichlorobenzene	50.0	49.4	99	64-124	
1,2,4-Trimethylbenzene	50.0	52.0	104	80-129	
1,2-Dibromo-3-Chloropropane	50.0	43.3	87	61-132	
1,2-Dichlorobenzene	50.0	49.4	99	76-110	
1,2-Dichloroethane	50.0	57.0	114	72-120	
1,2-Dichloropropane	50.0	51.8	104	87-113	
1,3-Dichlorobenzene	50.0	50.2	100	78-111	
1,3-Dichloropropane	50.0	52.5	105	82-118	
1,4-Dichlorobenzene	50.0	50.3	101	75-110	
2,2-Dichloropropane	50.0	45.4	91	69-135	
2-Butanone	100	121	121	52-131	
2-Chloroethyl vinyl ether	50.0	60.1	120	28-173	
2-Chlorotoluene	50.0	49.8	100	78-119	
2-Hexanone	100	125	125	64-136	
4-Chlorotoluene	50.0	50.9	102	79-118	
p-Isopropyltoluene	50.0	54.6	109	77-131	
4-Methyl-2-pentanone	100	122	122	67-135	
Acetone	100	126	126	41-137	
Benzene	50.0	52.4	105	79-112	
Bromobenzene	50.0	51.2	102	81-115	
Bromoform	50.0	39.9	80	62-133	
Bromomethane	50.0	46.4	93	42-136	
Carbon disulfide	50.0	50.9	102	62-146	
Carbon tetrachloride	50.0	47.0	94	71-129	
Chlorobenzene	50.0	51.0	102	78-110	
Dibromochloromethane	50.0	41.4	83	72-127	
Chloroethane	50.0	49.0	98	58-117	
Chloroform	50.0	55.1	110	77-114	
Chloromethane	50.0	45.4	91	50-110	
cis-1,2-Dichloroethene	50.0	53.9	108	76-113	
cis-1,3-Dichloropropene	50.0	45.3	91	74-128	

Column to be used to flag recovery and RPD values

FORM III 8260B

FORM III
GC/MS VOA LAB CONTROL SAMPLE RECOVERY

Lab Name: TestAmerica North Canton Job No.: 240-1112-1

SDG No.:

Matrix: Solid Level: Low Lab File ID: UX82994.D

Lab ID: LCS 240-6132/7 Client ID:

COMPOUND	SPIKE ADDED (ug/Kg)	LCS CONCENTRATION (ug/Kg)	LCS % REC	QC LIMITS REC	#
Dibromomethane	50.0	53.8	108	85-120	
Bromochloromethane	50.0	51.8	104	79-111	
Dichlorodifluoromethane	50.0	38.8	78	26-113	
Bromodichloromethane	50.0	48.6	97	84-122	
tert-Butyl alcohol	1000	904	90	60-125	
Ethylbenzene	50.0	51.0	102	79-117	
Hexachlorobutadiene	50.0	50.8	102	54-131	
Diisopropyl ether	50.0	52.4	105	82-119	
Isopropylbenzene	50.0	51.4	103	76-122	
Methyl tert-butyl ether	50.0	53.2	106	49-165	
Methylene Chloride	50.0	51.4	103	75-118	
m-Xylene & p-Xylene	100	103	103	80-117	
Naphthalene	50.0	50.4	101	65-123	
n-Butylbenzene	50.0	54.4	109	68-135	
n-Propylbenzene	50.0	52.9	106	81-129	
o-Xylene	50.0	49.5	99	80-120	
sec-Butylbenzene	50.0	51.1	102	74-129	
Styrene	50.0	52.2	104	87-117	
Tetrachloroethene	50.0	53.4	107	79-114	
Toluene	50.0	47.6	95	75-111	
trans-1,2-Dichloroethene	50.0	52.1	104	78-117	
trans-1,3-Dichloropropene	50.0	47.2	94	73-131	
Trichloroethene	50.0	51.3	103	79-113	
Trichlorofluoromethane	50.0	59.5	119	57-146	
Vinyl acetate	50.0	50.7	101	70-130	
Vinyl chloride	50.0	49.9	100	57-114	
tert-Butylbenzene	50.0	49.5	99	76-126	
1,2-Dibromoethane	50.0	51.7	103	83-117	

Column to be used to flag recovery and RPD values

FORM III 8260B

FORM III
GC/MS VOA LAB CONTROL SAMPLE RECOVERY

Lab Name: TestAmerica North Canton Job No.: 240-1112-1

SDG No.:

Matrix: Solid Level: Low Lab File ID: 149237.D

Lab ID: LCS 240-6180/5 Client ID:

COMPOUND	SPIKE ADDED (ug/Kg)	LCS CONCENTRATION (ug/Kg)	LCS % REC	QC LIMITS REC	#
1,1,1,2-Tetrachloroethane	50.0	52.1	104	81-119	
1,1,1-Trichloroethane	50.0	56.0	112	77-126	
1,1,2,2-Tetrachloroethane	50.0	49.6	99	77-123	
1,1,2-Trichloro-1,2,2-trichfluoroethane	50.0	61.3	123	82-138	
1,1-Dichloroethane	50.0	52.5	105	76-115	
1,1-Dichloroethene	50.0	55.1	110	75-135	
1,1-Dichloropropene	50.0	50.6	101	80-120	
1,2,3-Trichlorobenzene	50.0	48.4	97	61-121	
1,2,3-Trichloropropane	50.0	48.8	98	84-126	
1,2,3-Trimethylbenzene	50.0	58.5	117	70-130	
1,2,4-Trichlorobenzene	50.0	45.2	90	64-124	
1,2,4-Trimethylbenzene	50.0	50.8	102	80-129	
1,2-Dibromo-3-Chloropropane	50.0	36.9	74	61-132	
1,2-Dichlorobenzene	50.0	47.7	95	76-110	
1,2-Dichloroethane	50.0	50.1	100	72-120	
1,2-Dichloropropane	50.0	48.0	96	87-113	
1,3-Dichlorobenzene	50.0	47.5	95	78-111	
1,3-Dichloropropane	50.0	46.9	94	82-118	
1,4-Dichlorobenzene	50.0	46.5	93	75-110	
2,2-Dichloropropane	50.0	54.7	109	69-135	
2-Butanone	100	92.3	92	52-131	
2-Chloroethyl vinyl ether	50.0	41.3 J	83	28-173	
2-Chlorotoluene	50.0	48.5	97	78-119	
2-Hexanone	100	90.4	90	64-136	
4-Chlorotoluene	50.0	47.5	95	79-118	
p-Isopropyltoluene	50.0	53.3	107	77-131	
4-Methyl-2-pentanone	100	99.3	99	67-135	
Acetone	100	102	102	41-137	
Benzene	50.0	47.7	95	79-112	
Bromobenzene	50.0	47.6	95	81-115	
Bromoform	50.0	38.0	76	62-133	
Bromomethane	50.0	54.4	109	42-136	
Carbon disulfide	50.0	45.2	90	62-146	
Carbon tetrachloride	50.0	52.6	105	71-129	
Chlorobenzene	50.0	46.9	94	78-110	
Dibromochloromethane	50.0	43.3	87	72-127	
Chloroethane	50.0	123	245	58-117	*
Chloroform	50.0	52.7	105	77-114	
Chloromethane	50.0	51.0	102	50-110	
cis-1,2-Dichloroethene	50.0	50.0	100	76-113	
cis-1,3-Dichloropropene	50.0	45.7	91	74-128	

Column to be used to flag recovery and RPD values

FORM III 8260B

FORM III
GC/MS VOA LAB CONTROL SAMPLE RECOVERY

Lab Name: TestAmerica North Canton Job No.: 240-1112-1

SDG No.:

Matrix: Solid Level: Low Lab File ID: 149237.D

Lab ID: LCS 240-6180/5 Client ID:

COMPOUND	SPIKE ADDED (ug/Kg)	LCS CONCENTRATION (ug/Kg)	LCS % REC	QC LIMITS REC	#
Dibromomethane	50.0	51.2	102	85-120	
Bromochloromethane	50.0	48.7	97	79-111	
Dichlorodifluoromethane	50.0	40.5	81	26-113	
Bromodichloromethane	50.0	48.9	98	84-122	
tert-Butyl alcohol	1000	755	76	60-125	
Ethylbenzene	50.0	47.6	95	79-117	
Hexachlorobutadiene	50.0	50.1	100	54-131	
Diisopropyl ether	50.0	49.0	98	82-119	
Isopropylbenzene	50.0	50.9	102	76-122	
Methyl tert-butyl ether	50.0	49.4	99	49-165	
Methylene Chloride	50.0	52.4	105	75-118	
m-Xylene & p-Xylene	100	95.6	96	80-117	
Naphthalene	50.0	46.1	92	65-123	
n-Butylbenzene	50.0	51.0	102	68-135	
n-Propylbenzene	50.0	50.6	101	81-129	
o-Xylene	50.0	48.8	98	80-120	
sec-Butylbenzene	50.0	52.0	104	74-129	
Styrene	50.0	45.7	91	87-117	
Tetrachloroethene	50.0	51.6	103	79-114	
Toluene	50.0	47.4	95	75-111	
trans-1,2-Dichloroethene	50.0	50.7	101	78-117	
trans-1,3-Dichloropropene	50.0	41.5	83	73-131	
Trichloroethene	50.0	49.9	100	79-113	
Trichlorofluoromethane	50.0	59.6	119	57-146	
Vinyl acetate	50.0	50.1	100	70-130	
Vinyl chloride	50.0	51.2	102	57-114	
tert-Butylbenzene	50.0	51.2	102	76-126	
1,2-Dibromoethane	50.0	48.1	96	83-117	

Column to be used to flag recovery and RPD values

FORM III 8260B

FORM III
GC/MS VOA LAB CONTROL SAMPLE RECOVERY

Lab Name: TestAmerica North Canton Job No.: 240-1112-1

SDG No.:

Matrix: Solid Level: Low Lab File ID: 149270.D

Lab ID: LCS 240-6372/5 Client ID:

COMPOUND	SPIKE ADDED (ug/Kg)	LCS CONCENTRATION (ug/Kg)	LCS % REC	QC LIMITS REC	#
1,1,1,2-Tetrachloroethane	50.0	49.8	100	81-119	
1,1,1-Trichloroethane	50.0	52.9	106	77-126	
1,1,2,2-Tetrachloroethane	50.0	46.7	93	77-123	
1,1,2-Trichloro-1,2,2-trichfluoroethane	50.0	57.4	115	82-138	
1,1-Dichloroethane	50.0	50.2	100	76-115	
1,1-Dichloroethene	50.0	51.6	103	75-135	
1,1-Dichloropropene	50.0	50.1	100	80-120	
1,2,3-Trichlorobenzene	50.0	43.2	86	61-121	
1,2,3-Trichloropropane	50.0	46.1	92	84-126	
1,2,3-Trimethylbenzene	50.0	55.5	111	70-130	
1,2,4-Trichlorobenzene	50.0	41.5	83	64-124	
1,2,4-Trimethylbenzene	50.0	49.0	98	80-129	
1,2-Dibromo-3-Chloropropane	50.0	33.0	66	61-132	
1,2-Dichlorobenzene	50.0	45.9	92	76-110	
1,2-Dichloroethane	50.0	49.2	98	72-120	
1,2-Dichloropropane	50.0	47.8	96	87-113	
1,3-Dichlorobenzene	50.0	46.4	93	78-111	
1,3-Dichloropropane	50.0	46.9	94	82-118	
1,4-Dichlorobenzene	50.0	46.0	92	75-110	
2,2-Dichloropropane	50.0	50.3	101	69-135	
2-Butanone	100	92.9	93	52-131	
2-Chloroethyl vinyl ether	50.0	40.5 J	81	28-173	
2-Chlorotoluene	50.0	46.6	93	78-119	
2-Hexanone	100	91.3	91	64-136	
4-Chlorotoluene	50.0	46.7	93	79-118	
p-Isopropyltoluene	50.0	50.7	101	77-131	
4-Methyl-2-pentanone	100	93.9	94	67-135	
Acetone	100	101	101	41-137	
Benzene	50.0	47.5	95	79-112	
Bromobenzene	50.0	47.1	94	81-115	
Bromoform	50.0	37.2	74	62-133	
Bromomethane	50.0	49.9	100	42-136	
Carbon disulfide	50.0	41.7	83	62-146	
Carbon tetrachloride	50.0	49.7	99	71-129	
Chlorobenzene	50.0	46.1	92	78-110	
Dibromochloromethane	50.0	42.1	84	72-127	
Chloroethane	50.0	111	222	58-117	*
Chloroform	50.0	51.0	102	77-114	
Chloromethane	50.0	47.7	95	50-110	
cis-1,2-Dichloroethene	50.0	47.8	96	76-113	
cis-1,3-Dichloropropene	50.0	44.5	89	74-128	

Column to be used to flag recovery and RPD values

FORM III 8260B

FORM III
GC/MS VOA LAB CONTROL SAMPLE RECOVERY

Lab Name: TestAmerica North Canton Job No.: 240-1112-1

SDG No.:

Matrix: Solid Level: Low Lab File ID: 149270.D

Lab ID: LCS 240-6372/5 Client ID:

COMPOUND	SPIKE ADDED (ug/Kg)	LCS CONCENTRATION (ug/Kg)	LCS % REC	QC LIMITS REC	#
Dibromomethane	50.0	49.0	98	85-120	
Bromochloromethane	50.0	46.3	93	79-111	
Dichlorodifluoromethane	50.0	37.4	75	26-113	
Bromodichloromethane	50.0	47.4	95	84-122	
tert-Butyl alcohol	1000	676	68	60-125	
Ethylbenzene	50.0	46.8	94	79-117	
Hexachlorobutadiene	50.0	46.9	94	54-131	
Diisopropyl ether	50.0	47.4	95	82-119	
Isopropylbenzene	50.0	49.0	98	76-122	
Methyl tert-butyl ether	50.0	45.1	90	49-165	
Methylene Chloride	50.0	49.8	100	75-118	
m-Xylene & p-Xylene	100	94.0	94	80-117	
Naphthalene	50.0	40.6	81	65-123	
n-Butylbenzene	50.0	49.2	98	68-135	
n-Propylbenzene	50.0	49.2	98	81-129	
o-Xylene	50.0	47.4	95	80-120	
sec-Butylbenzene	50.0	49.8	100	74-129	
Styrene	50.0	46.3	93	87-117	
Tetrachloroethene	50.0	50.5	101	79-114	
Toluene	50.0	46.8	94	75-111	
trans-1,2-Dichloroethene	50.0	48.3	97	78-117	
trans-1,3-Dichloropropene	50.0	42.1	84	73-131	
Trichloroethene	50.0	49.2	98	79-113	
Trichlorofluoromethane	50.0	55.1	110	57-146	
Vinyl acetate	50.0	48.9	98	70-130	
Vinyl chloride	50.0	47.6	95	57-114	
tert-Butylbenzene	50.0	48.7	97	76-126	
1,2-Dibromoethane	50.0	47.5	95	83-117	

Column to be used to flag recovery and RPD values

FORM III 8260B

FORM III
GC/MS VOA MATRIX SPIKE RECOVERY

Lab Name: TestAmerica North Canton Job No.: 240-1112-1

SDG No.:

Matrix: Solid Level: Medium Lab File ID: 149247.D

Lab ID: 240-1145-B-3-A MS Client ID:

COMPOUND	SPIKE ADDED (ug/Kg)	SAMPLE CONCENTRATION (ug/Kg)	MS CONCENTRATION (ug/Kg)	MS % REC	QC LIMITS REC	#
1,1,1,2-Tetrachloroethane	584	2300 U	280 J	48	19-124	
1,1,1-Trichloroethane	584	2300 U	2400 U	0	10-159	F
1,1,2,2-Tetrachloroethane	584	2300 U	343 J	59	16-158	
1,1,2-Trichloro-1,2,2-trichfluoroethane	584	2300 U	411 J	70	23-168	
1,1-Dichloroethane	584	2300 U	481 J	82	18-160	
1,1-Dichloroethene	584	2300 U	440 J	75	10-179	
1,1-Dichloropropene	584	2300 U	416 J	71	42-126	
1,2,3-Trichlorobenzene	584	2300 U	359 J	61	10-123	
1,2,3-Trichloropropane	584	2300 U	416 J	71	54-142	
1,2,3-Trimethylbenzene	584	2300 U	373 J	64	70-130	F
1,2,4-Trichlorobenzene	584	2300 U	352 J	60	10-136	
1,2,4-Trimethylbenzene	584	2300 U	288 J	49	10-199	
1,2-Dibromo-3-Chloropropane	584	4500 U	662 J	113	10-137	
1,2-Dichlorobenzene	584	2300 U	439 J	75	27-126	
1,2-Dichloroethane	584	44000	33000	1812	25-150	4
1,2-Dichloropropane	584	2300 U	447 J	76	58-118	
1,3-Dichlorobenzene	584	2300 U	387 J	66	29-124	
1,3-Dichloropropane	584	2300 U	482 J	82	58-117	
1,4-Dichlorobenzene	584	2300 U	417 J	71	30-123	
2,2-Dichloropropane	584	2300 U	377 J	65	26-127	
2-Butanone	1170	9000 U	9700 U	0	10-172	F
2-Chloroethyl vinyl ether	584	9000 U	9700 U	0	10-137	F
2-Chlorotoluene	584	2300 U	354 J	61	51-118	
2-Hexanone	1170	9000 U	711 J	61	21-141	
4-Chlorotoluene	584	2300 U	329 J	56	43-120	
p-Isopropyltoluene	584	2300 U	257 J	44	33-139	
4-Methyl-2-pentanone	1170	9000 U	862 J	74	19-151	
Acetone	1170	9000 U	9700 U	NC	10-142	
Benzene	584	400 J	735 J	58	10-199	
Bromobenzene	584	2300 U	395 J	68	49-119	
Bromoform	584	2300 U	1260 J	215	10-147	F
Bromomethane	584	2300 U	545 J	93	10-151	
Carbon disulfide	584	2300 U	225 J	38	10-155	
Carbon tetrachloride	584	210 J	473 J	45	12-135	
Chlorobenzene	584	2300 U	481 J	82	47-118	
Dibromochloromethane	584	2300 U	217 J	37	10-128	
Chloroethane	584	2300 U	1250 J	NC	10-168	
Chloroform	584	1000 J	1170 J	26	51-120	F
Chloromethane	584	2300 U	448 J	77	16-115	
cis-1,2-Dichloroethene	584	2300 U	443 J	76	34-137	
cis-1,3-Dichloropropene	584	2300 U	256 J	44	19-121	

Column to be used to flag recovery and RPD values

FORM III 8260B

FORM III
GC/MS VOA MATRIX SPIKE RECOVERY

Lab Name: TestAmerica North Canton Job No.: 240-1112-1

SDG No.:

Matrix: Solid Level: Medium Lab File ID: 149247.D

Lab ID: 240-1145-B-3-A MS Client ID:

COMPOUND	SPIKE ADDED (ug/Kg)	SAMPLE CONCENTRATION (ug/Kg)	MS CONCENTRATION (ug/Kg)	MS % REC	QC LIMITS REC	#
Dibromomethane	584	2300 U	432 J	74	45-121	
Bromochloromethane	584	2300 U	422 J	72	42-123	
Dichlorodifluoromethane	584	2300 U	227 J	39	10-113	
Bromodichloromethane	584	2300 U	280 J	48	18-133	
tert-Butyl alcohol	11700	90000 U	7500 J	64	70-130	F
Ethylbenzene	584	2300 U	392 J	67	27-143	
Hexachlorobutadiene	584	2300 U	241 J	41	10-134	
Diisopropyl ether	584	4500 U	4900 U	0	63-111	F
Isopropylbenzene	584	2300 U	315 J	54	39-126	
Methyl tert-butyl ether	584	9000 U	417 J	71	26-159	
Methylene Chloride	584	2000 J	2590	103	10-148	
m-Xylene & p-Xylene	1170	4500 U	706 J	60	14-151	
Naphthalene	584	130 J	526 J	67	10-199	
n-Butylbenzene	584	2300 U	270 J	46	13-154	
n-Propylbenzene	584	2300 U	286 J	49	41-135	
o-Xylene	584	2300 U	369 J	63	18-151	
sec-Butylbenzene	584	2300 U	262 J	45	41-133	
Styrene	584	2300 U	271 J	46	31-137	
Tetrachloroethene	584	190 J	574 J	65	19-153	
Toluene	584	2300 U	436 J	75	10-168	
trans-1,2-Dichloroethene	584	2300 U	422 J	72	40-126	
trans-1,3-Dichloropropene	584	2300 U	618 J	106	10-136	
Trichloroethene	584	2300 U	511 J	87	10-193	
Trichlorofluoromethane	584	2300 U	391 J	67	10-157	
Vinyl acetate	584	4500 U	425 J	73	60-125	
Vinyl chloride	584	600 J	672 J	12	15-123	F
tert-Butylbenzene	584	2300 U	291 J	50	45-132	
1,2-Dibromoethane	584	2300 U	366 J	63	32-127	

Column to be used to flag recovery and RPD values

FORM III 8260B

FORM III
GC/MS VOA MATRIX SPIKE RECOVERY

Lab Name: TestAmerica North Canton Job No.: 240-1112-1

SDG No.:

Matrix: Solid Level: Low Lab File ID: 149264.D

Lab ID: 240-1121-F-48-A MS Client ID:

COMPOUND	SPIKE ADDED (ug/Kg)	SAMPLE CONCENTRATION (ug/Kg)	MS CONCENTRATION (ug/Kg)	MS % REC	QC LIMITS REC	#
1,1,1,2-Tetrachloroethane	47.3	4.8 U	30.8	65	34-135	
1,1,1-Trichloroethane	47.3	4.8 U	39.8	84	51-128	
1,1,2,2-Tetrachloroethane	47.3	4.8 U	44.9	95	16-179	
1,1,2-Trichloro-1,2,2-trichfluoroethane	47.3	4.8 U	50.9	108	50-147	
1,1-Dichloroethane	47.3	4.8 U	43.5	92	54-122	
1,1-Dichloroethene	47.3	4.8 U	42.3	90	49-157	
1,1-Dichloropropene	47.3	4.8 U	33.9	72	50-122	
1,2,3-Trichlorobenzene	47.3	4.8 U	7.75	16	10-110	
1,2,3-Trichloropropane	47.3	4.8 U	47.7	101	32-174	
1,2,3-Trimethylbenzene	47.3	4.8 U	17.7	37	70-130	F
1,2,4-Trichlorobenzene	47.3	4.8 U	7.04	15	10-111	
1,2,4-Trimethylbenzene	47.3	4.8 U	13.5	29	10-173	
1,2-Dibromo-3-Chloropropane	47.3	9.6 U	24.6	52	10-153	
1,2-Dichlorobenzene	47.3	4.8 U	16.5	35	17-122	
1,2-Dichloroethane	47.3	4.8 U	42.2	89	49-123	
1,2-Dichloropropane	47.3	4.8 U	36.6	77	61-117	
1,3-Dichlorobenzene	47.3	4.8 U	14.4	30	16-126	
1,3-Dichloropropane	47.3	4.8 U	37.0	78	54-128	
1,4-Dichlorobenzene	47.3	4.8 U	13.8	29	15-121	
2,2-Dichloropropane	47.3	4.8 U	38.0	80	49-132	
2-Butanone	94.5	19 U	84.3	89	30-143	
2-Chloroethyl vinyl ether	47.3	48 U	30.1 J	64	10-162	
2-Chlorotoluene	47.3	4.8 U	16.9	36	11-162	
2-Hexanone	94.5	19 U	88.9	94	37-147	
4-Chlorotoluene	47.3	4.8 U	14.4	30	15-149	
p-Isopropyltoluene	47.3	4.8 U	8.40	18	10-165	
4-Methyl-2-pentanone	94.5	19 U	97.3	103	43-147	
Acetone	94.5	19 U	101	107	24-140	
Benzene	47.3	4.8 U	35.3	75	53-118	
Bromobenzene	47.3	4.8 U	23.8	50	24-144	
Bromoform	47.3	4.8 U	23.4	50	18-129	
Bromomethane	47.3	4.8 U	48.2	102	33-130	
Carbon disulfide	47.3	4.8 U	27.1	57	20-151	
Carbon tetrachloride	47.3	4.8 U	34.7	73	32-137	
Chlorobenzene	47.3	4.8 U	21.8	46	37-116	
Dibromochloromethane	47.3	4.8 U	29.1	62	29-135	
Chloroethane	47.3	4.8 U	96.9	205	45-118	F
Chloroform	47.3	4.8 U	42.2	89	53-119	
Chloromethane	47.3	4.8 U	44.6	94	34-117	
cis-1,2-Dichloroethene	47.3	4.8 U	38.6	82	50-119	
cis-1,3-Dichloropropene	47.3	4.8 U	28.0	59	27-133	

Column to be used to flag recovery and RPD values

FORM III 8260B

FORM III
GC/MS VOA MATRIX SPIKE RECOVERY

Lab Name: TestAmerica North Canton Job No.: 240-1112-1

SDG No.:

Matrix: Solid Level: Low Lab File ID: 149264.D

Lab ID: 240-1121-F-48-A MS Client ID:

COMPOUND	SPIKE ADDED (ug/Kg)	SAMPLE CONCENTRATION (ug/Kg)	MS CONCENTRATION (ug/Kg)	MS % REC	QC LIMITS REC	#
Dibromomethane	47.3	4.8 U	40.2	85	52-123	
Bromochloromethane	47.3	4.8 U	40.4	85	53-116	
Dichlorodifluoromethane	47.3	4.8 U	35.3	75	17-115	
Bromodichloromethane	47.3	4.8 U	33.9	72	35-132	
tert-Butyl alcohol	945	190 U	648	69	60-125	
Ethylbenzene	47.3	4.8 U	18.1	38	30-131	
Hexachlorobutadiene	47.3	4.8 U	2.84 J	6	10-131	F
Diisopropyl ether	47.3	9.6 U	41.2	87	62-128	
Isopropylbenzene	47.3	4.8 U	13.7	29	21-134	
Methyl tert-butyl ether	47.3	19 U	44.8	95	51-157	
Methylene Chloride	47.3	3.8 J	46.5	90	54-115	
m-Xylene & p-Xylene	94.5	9.6 U	33.9	36	29-131	
Naphthalene	47.3	4.8 U	13.0	28	10-124	
n-Butylbenzene	47.3	4.8 U	5.58	12	10-148	
n-Propylbenzene	47.3	4.8 U	13.0	28	10-178	
o-Xylene	47.3	4.8 U	19.1	40	29-134	
sec-Butylbenzene	47.3	4.8 U	9.83	21	10-172	
Styrene	47.3	4.8 U	16.9	36	27-127	
Tetrachloroethene	47.3	4.8 U	23.3	49	31-135	
Toluene	47.3	0.30 J	28.0	59	39-129	
trans-1,2-Dichloroethene	47.3	4.8 U	37.8	80	50-123	
trans-1,3-Dichloropropene	47.3	4.8 U	27.5	58	28-137	
Trichloroethene	47.3	4.8 U	31.2	66	10-177	
Trichlorofluoromethane	47.3	4.8 U	44.7	95	36-142	
Vinyl acetate	47.3	9.6 U	9.01 J	19	70-130	F
Vinyl chloride	47.3	4.8 U	42.9	91	42-117	
tert-Butylbenzene	47.3	4.8 U	12.9	27	10-163	
1,2-Dibromoethane	47.3	4.8 U	36.3	77	45-127	

Column to be used to flag recovery and RPD values

FORM III 8260B

FORM III
GC/MS VOA MATRIX SPIKE RECOVERY

Lab Name: TestAmerica North Canton Job No.: 240-1112-1

SDG No.:

Matrix: Solid Level: Low Lab File ID: UX82996.D

Lab ID: 240-1230-B-1 MS Client ID:

COMPOUND	SPIKE ADDED (ug/Kg)	SAMPLE CONCENTRATION (ug/Kg)	MS CONCENTRATION (ug/Kg)	MS % REC	QC LIMITS REC	#
1,1,1,2-Tetrachloroethane	58.2	5.8 U	45.2	78	34-135	
1,1,1-Trichloroethane	58.2	5.8 U	56.0	96	51-128	
1,1,2,2-Tetrachloroethane	58.2	5.8 U	51.5	88	16-179	
1,1,2-Trichloro-1,2,2-trichfluoroethane	58.2	5.8 U	63.7	109	50-147	
1,1-Dichloroethane	58.2	5.8 U	59.9	103	54-122	
1,1-Dichloroethene	58.2	5.8 U	59.7	103	49-157	
1,1-Dichloropropene	58.2	5.8 U	59.2	102	50-122	
1,2,3-Trichlorobenzene	58.2	5.8 U	34.1	59	10-110	
1,2,3-Trichloropropane	58.2	5.8 U	54.8	94	32-174	
1,2,3-Trimethylbenzene	58.2	5.8 U	54.5	94	70-130	
1,2,4-Trichlorobenzene	58.2	0.32 J	34.8	59	10-111	
1,2,4-Trimethylbenzene	58.2	1.4 J	62.0	104	10-173	
1,2-Dibromo-3-Chloropropane	58.2	12 U	36.1	62	10-153	
1,2-Dichlorobenzene	58.2	5.8 U	45.9	79	17-122	
1,2-Dichloroethane	58.2	5.8 U	59.8	103	49-123	
1,2-Dichloropropane	58.2	5.8 U	55.4	95	61-117	
1,3-Dichlorobenzene	58.2	5.8 U	47.4	81	16-126	
1,3-Dichloropropane	58.2	5.8 U	54.4	93	54-128	
1,4-Dichlorobenzene	58.2	5.8 U	47.3	81	15-121	
2,2-Dichloropropane	58.2	5.8 U	51.5	88	49-132	
2-Butanone	116	5.2 J	124	102	30-143	
2-Chloroethyl vinyl ether	58.2	58 U	56.3 J	97	10-162	
2-Chlorotoluene	58.2	5.8 U	54.6	94	11-162	
2-Hexanone	116	23 U	119	102	37-147	
4-Chlorotoluene	58.2	5.8 U	51.9	89	15-149	
p-Isopropyltoluene	58.2	5.8 U	55.4	95	10-165	
4-Methyl-2-pentanone	116	23 U	119	102	43-147	
Acetone	116	33	179	126	24-140	
Benzene	58.2	7.2	70.5	109	53-118	
Bromobenzene	58.2	5.8 U	53.5	92	24-144	
Bromoform	58.2	5.8 U	35.4	61	18-129	
Bromomethane	58.2	5.8 U	52.0	89	33-130	
Carbon disulfide	58.2	5.8 U	56.0	96	20-151	
Carbon tetrachloride	58.2	5.8 U	49.4	85	32-137	
Chlorobenzene	58.2	5.8 U	51.0	88	37-116	
Dibromochloromethane	58.2	5.8 U	42.6	73	29-135	
Chloroethane	58.2	5.8 U	57.0	98	45-118	
Chloroform	58.2	5.8 U	60.6	104	53-119	
Chloromethane	58.2	5.8 U	51.5	88	34-117	
cis-1,2-Dichloroethene	58.2	5.8 U	57.7	99	50-119	
cis-1,3-Dichloropropene	58.2	5.8 U	45.6	78	27-133	

Column to be used to flag recovery and RPD values

FORM III 8260B

FORM III
GC/MS VOA MATRIX SPIKE RECOVERY

Lab Name: TestAmerica North Canton Job No.: 240-1112-1

SDG No.:

Matrix: Solid Level: Low Lab File ID: UX82996.D

Lab ID: 240-1230-B-1 MS Client ID:

COMPOUND	SPIKE ADDED (ug/Kg)	SAMPLE CONCENTRATION (ug/Kg)	MS CONCENTRATION (ug/Kg)	MS % REC	QC LIMITS REC	#
Dibromomethane	58.2	5.8 U	55.3	95	52-123	
Bromochloromethane	58.2	5.8 U	56.5	97	53-116	
Dichlorodifluoromethane	58.2	5.8 U	42.1	72	17-115	
Bromodichloromethane	58.2	5.8 U	49.7	85	35-132	
tert-Butyl alcohol	1160	230 U	971	83	60-125	
Ethylbenzene	58.2	6.4	73.2	115	30-131	
Hexachlorobutadiene	58.2	5.8 U	42.4	73	10-131	
Diisopropyl ether	58.2	12 U	58.6	101	62-128	
Isopropylbenzene	58.2	5.8 U	51.9	89	21-134	
Methyl tert-butyl ether	58.2	23 U	59.0	101	51-157	
Methylene Chloride	58.2	2.6 J	61.9	102	54-115	
m-Xylene & p-Xylene	116	22	182	138	29-131	F
Naphthalene	58.2	0.59 J	32.4	55	10-124	
n-Butylbenzene	58.2	5.8 U	51.5	88	10-148	
n-Propylbenzene	58.2	0.49 J	58.1	99	10-178	
o-Xylene	58.2	4.6 J	68.1	109	29-134	
sec-Butylbenzene	58.2	5.8 U	53.2	91	10-172	
Styrene	58.2	5.8 U	50.3	86	27-127	
Tetrachloroethene	58.2	5.8 U	54.5	94	31-135	
Toluene	58.2	4.8 J	64.4	102	39-129	
trans-1,2-Dichloroethene	58.2	5.8 U	57.2	98	50-123	
trans-1,3-Dichloropropene	58.2	5.8 U	48.4	83	28-137	
Trichloroethene	58.2	5.8 U	52.5	90	10-177	
Trichlorofluoromethane	58.2	5.8 U	64.7	111	36-142	
Vinyl acetate	58.2	12 U	41.1	71	70-130	
Vinyl chloride	58.2	5.8 U	57.0	98	42-117	
tert-Butylbenzene	58.2	5.8 U	54.6	94	10-163	
1,2-Dibromoethane	58.2	5.8 U	51.2	88	45-127	

Column to be used to flag recovery and RPD values

FORM III 8260B

FORM III
GC/MS VOA MATRIX SPIKE DUPLICATE RECOVERY

Lab Name: TestAmerica North Canton Job No.: 240-1112-1

SDG No.:

Matrix: Solid Level: Medium Lab File ID: 149248.D

Lab ID: 240-1145-C-3-A MSD Client ID:

COMPOUND	SPIKE ADDED (ug/Kg)	MSD CONCENTRATION (ug/Kg)	MSD % REC	% RPD	QC LIMITS RPD	QC LIMITS REC	#
1,1,1,2-Tetrachloroethane	545	263 J	48	6	30	19-124	
1,1,1-Trichloroethane	545	326 J	60	NC	30	10-159	
1,1,2,2-Tetrachloroethane	545	349 J	64	2	30	16-158	
1,1,2-Trichloro-1,2,2-trichfluoroethane	545	425 J	78	3	30	23-168	
1,1-Dichloroethane	545	495 J	91	3	30	18-160	
1,1-Dichloroethene	545	368 J	68	18	30	10-179	
1,1-Dichloropropene	545	372 J	68	11	30	42-126	
1,2,3-Trichlorobenzene	545	304 J	56	17	30	10-123	
1,2,3-Trichloropropane	545	458 J	84	10	30	54-142	
1,2,3-Trimethylbenzene	545	359 J	66	4	30	70-130	F
1,2,4-Trichlorobenzene	545	328 J	60	7	30	10-136	
1,2,4-Trimethylbenzene	545	270 J	50	6	30	10-199	
1,2-Dibromo-3-Chloropropane	545	599 J	110	10	30	10-137	
1,2-Dichlorobenzene	545	363 J	67	19	30	27-126	
1,2-Dichloroethane	545	44000	88	29	30	25-150	4
1,2-Dichloropropane	545	383 J	70	15	30	58-118	
1,3-Dichlorobenzene	545	355 J	65	9	30	29-124	
1,3-Dichloropropane	545	467 J	86	3	30	58-117	
1,4-Dichlorobenzene	545	409 J	75	2	30	30-123	
2,2-Dichloropropane	545	347 J	64	8	30	26-127	
2-Butanone	1090	9100 U	0	NC	30	10-172	F
2-Chloroethyl vinyl ether	545	9100 U	0	NC	30	10-137	F
2-Chlorotoluene	545	302 J	55	16	30	51-118	
2-Hexanone	1090	699 J	64	2	30	21-141	
4-Chlorotoluene	545	278 J	51	17	30	43-120	
p-Isopropyltoluene	545	219 J	40	16	30	33-139	
4-Methyl-2-pentanone	1090	767 J	70	12	30	19-151	
Acetone	1090	9100 U	NC	NC	30	10-142	
Benzene	545	772 J	68	5	30	10-199	
Bromobenzene	545	364 J	67	8	30	49-119	
Bromoform	545	1180 J	216	7	30	10-147	F
Bromomethane	545	672 J	123	21	30	10-151	
Carbon disulfide	545	167 J	31	29	30	10-155	
Carbon tetrachloride	545	549 J	62	15	30	12-135	
Chlorobenzene	545	412 J	76	15	30	47-118	
Dibromochloromethane	545	222 J	41	2	30	10-128	
Chloroethane	545	1070 J	NC	16	30	10-168	
Chloroform	545	1460 J	81	22	30	51-120	
Chloromethane	545	376 J	69	17	30	16-115	
cis-1,2-Dichloroethene	545	440 J	81	1	30	34-137	
cis-1,3-Dichloropropene	545	213 J	39	18	30	19-121	

Column to be used to flag recovery and RPD values

FORM III 8260B

FORM III
GC/MS VOA MATRIX SPIKE DUPLICATE RECOVERY

Lab Name: TestAmerica North Canton Job No.: 240-1112-1

SDG No.:

Matrix: Solid Level: Medium Lab File ID: 149248.D

Lab ID: 240-1145-C-3-A MSD Client ID:

COMPOUND	SPIKE ADDED (ug/Kg)	MSD CONCENTRATION (ug/Kg)	MSD % REC	% RPD	QC LIMITS RPD	QC LIMITS REC	#
Dibromomethane	545	425 J	78	2	30	45-121	
Bromochloromethane	545	340 J	62	21	30	42-123	
Dichlorodifluoromethane	545	207 J	38	9	30	10-113	
Bromodichloromethane	545	265 J	49	5	30	18-133	
tert-Butyl alcohol	10900	6350 J	58	17	30	70-130	F
Ethylbenzene	545	351 J	64	11	30	27-143	
Hexachlorobutadiene	545	225 J	41	7	30	10-134	
Diisopropyl ether	545	4500 U	0	NC	30	63-111	F
Isopropylbenzene	545	286 J	52	10	30	39-126	
Methyl tert-butyl ether	545	370 J	68	12	30	26-159	
Methylene Chloride	545	2420	79	7	30	10-148	
m-Xylene & p-Xylene	1090	631 J	58	11	30	14-151	
Naphthalene	545	454 J	59	15	30	10-199	
n-Butylbenzene	545	258 J	47	4	30	13-154	
n-Propylbenzene	545	263 J	48	8	30	41-135	
o-Xylene	545	329 J	60	11	30	18-151	
sec-Butylbenzene	545	226 J	41	15	30	41-133	
Styrene	545	265 J	49	2	30	31-137	
Tetrachloroethene	545	572 J	69	0	30	19-153	
Toluene	545	384 J	71	13	30	10-168	
trans-1,2-Dichloroethene	545	374 J	69	12	30	40-126	
trans-1,3-Dichloropropene	545	581 J	107	6	30	10-136	
Trichloroethene	545	517 J	95	1	30	10-193	
Trichlorofluoromethane	545	312 J	57	23	30	10-157	
Vinyl acetate	545	255 J	47	50	30	60-125	F
Vinyl chloride	545	940 J	62	33	30	15-123	F
tert-Butylbenzene	545	242 J	44	18	30	45-132	F
1,2-Dibromoethane	545	281 J	52	26	30	32-127	

Column to be used to flag recovery and RPD values

FORM III 8260B

FORM III
GC/MS VOA MATRIX SPIKE DUPLICATE RECOVERY

Lab Name: TestAmerica North Canton Job No.: 240-1112-1

SDG No.:

Matrix: Solid Level: Low Lab File ID: 149265.D

Lab ID: 240-1121-H-48-A MSD Client ID:

COMPOUND	SPIKE ADDED (ug/Kg)	MSD CONCENTRATION (ug/Kg)	MSD % REC	% RPD	QC LIMITS RPD	QC LIMITS REC	#
1,1,1,2-Tetrachloroethane	47.8	29.7	62	4	30	34-135	
1,1,1-Trichloroethane	47.8	42.0	88	5	30	51-128	
1,1,2,2-Tetrachloroethane	47.8	41.2	86	9	30	16-179	
1,1,2-Trichloro-1,2,2-trichfluoroethane	47.8	54.2	113	6	30	50-147	
1,1-Dichloroethane	47.8	44.5	93	2	30	54-122	
1,1-Dichloroethene	47.8	44.9	94	6	30	49-157	
1,1-Dichloropropene	47.8	34.1	71	1	30	50-122	
1,2,3-Trichlorobenzene	47.8	8.94	19	14	30	10-110	
1,2,3-Trichloropropane	47.8	43.5	91	9	30	32-174	
1,2,3-Trimethylbenzene	47.8	16.4	34	8	30	70-130	F
1,2,4-Trichlorobenzene	47.8	7.80	16	10	30	10-111	
1,2,4-Trimethylbenzene	47.8	12.3	26	9	30	10-173	
1,2-Dibromo-3-Chloropropane	47.8	24.9	52	1	30	10-153	
1,2-Dichlorobenzene	47.8	15.3	32	8	30	17-122	
1,2-Dichloroethane	47.8	42.0	88	0	30	49-123	
1,2-Dichloropropane	47.8	35.6	74	3	30	61-117	
1,3-Dichlorobenzene	47.8	13.0	27	10	30	16-126	
1,3-Dichloropropane	47.8	34.8	73	6	30	54-128	
1,4-Dichlorobenzene	47.8	12.9	27	7	30	15-121	
2,2-Dichloropropane	47.8	41.3	86	8	30	49-132	
2-Butanone	95.6	84.1	88	0	30	30-143	
2-Chloroethyl vinyl ether	47.8	27.8 J	58	8	30	10-162	
2-Chlorotoluene	47.8	15.0	31	12	30	11-162	
2-Hexanone	95.6	88.9	93	0	30	37-147	
4-Chlorotoluene	47.8	13.6	28	6	30	15-149	
p-Isopropyltoluene	47.8	7.84	16	7	30	10-165	
4-Methyl-2-pentanone	95.6	97.0	101	0	30	43-147	
Acetone	95.6	106	110	4	30	24-140	
Benzene	47.8	34.5	72	2	30	53-118	
Bromobenzene	47.8	21.1	44	12	30	24-144	
Bromoform	47.8	23.9	50	2	30	18-129	
Bromomethane	47.8	51.3	107	6	30	33-130	
Carbon disulfide	47.8	31.0	65	13	30	20-151	
Carbon tetrachloride	47.8	36.8	77	6	30	32-137	
Chlorobenzene	47.8	20.2	42	8	30	37-116	
Dibromochloromethane	47.8	28.5	60	2	30	29-135	
Chloroethane	47.8	105	219	8	30	45-118	F
Chloroform	47.8	42.6	89	1	30	53-119	
Chloromethane	47.8	47.8	100	7	30	34-117	
cis-1,2-Dichloroethene	47.8	39.4	82	2	30	50-119	
cis-1,3-Dichloropropene	47.8	27.0	56	4	30	27-133	

Column to be used to flag recovery and RPD values

FORM III 8260B

FORM III
GC/MS VOA MATRIX SPIKE DUPLICATE RECOVERY

Lab Name: TestAmerica North Canton Job No.: 240-1112-1

SDG No.:

Matrix: Solid Level: Low Lab File ID: 149265.D

Lab ID: 240-1121-H-48-A MSD Client ID:

COMPOUND	SPIKE ADDED (ug/Kg)	MSD CONCENTRATION (ug/Kg)	MSD % REC	% RPD	QC LIMITS RPD	QC LIMITS REC	#
Dibromomethane	47.8	40.1	84	0	30	52-123	
Bromochloromethane	47.8	41.5	87	3	30	53-116	
Dichlorodifluoromethane	47.8	37.8	79	7	30	17-115	
Bromodichloromethane	47.8	33.6	70	1	30	35-132	
tert-Butyl alcohol	956	686	72	6	30	60-125	
Ethylbenzene	47.8	17.3	36	5	30	30-131	
Hexachlorobutadiene	47.8	3.18 J	7	12	30	10-131	F
Diisopropyl ether	47.8	43.8	92	6	30	62-128	
Isopropylbenzene	47.8	13.4	28	2	30	21-134	
Methyl tert-butyl ether	47.8	47.1	99	5	30	51-157	
Methylene Chloride	47.8	52.1	101	11	30	54-115	
m-Xylene & p-Xylene	95.6	31.5	33	8	30	29-131	
Naphthalene	47.8	14.3	30	10	30	10-124	
n-Butylbenzene	47.8	5.50	12	1	30	10-148	
n-Propylbenzene	47.8	11.8	25	10	30	10-178	
o-Xylene	47.8	18.1	38	5	30	29-134	
sec-Butylbenzene	47.8	8.88	19	10	30	10-172	
Styrene	47.8	16.0	33	6	30	27-127	
Tetrachloroethene	47.8	22.7	47	3	30	31-135	
Toluene	47.8	26.1	54	7	30	39-129	
trans-1,2-Dichloroethene	47.8	39.2	82	4	30	50-123	
trans-1,3-Dichloropropene	47.8	26.2	55	5	30	28-137	
Trichloroethene	47.8	30.2	63	3	30	10-177	
Trichlorofluoromethane	47.8	49.5	104	10	30	36-142	
Vinyl acetate	47.8	15.0	31	50	30	70-130	F
Vinyl chloride	47.8	45.8	96	7	30	42-117	
tert-Butylbenzene	47.8	11.4	24	12	30	10-163	
1,2-Dibromoethane	47.8	35.0	73	4	30	45-127	

Column to be used to flag recovery and RPD values

FORM III 8260B

FORM III
GC/MS VOA MATRIX SPIKE DUPLICATE RECOVERY

Lab Name: TestAmerica North Canton Job No.: 240-1112-1

SDG No.:

Matrix: Solid Level: Low Lab File ID: UX82997.D

Lab ID: 240-1230-B-1 MSD Client ID:

COMPOUND	SPIKE ADDED (ug/Kg)	MSD CONCENTRATION (ug/Kg)	MSD % REC	% RPD	QC LIMITS RPD	QC LIMITS REC	#
1,1,1,2-Tetrachloroethane	58.2	45.9	79	2	30	34-135	
1,1,1-Trichloroethane	58.2	54.4	93	3	30	51-128	
1,1,2,2-Tetrachloroethane	58.2	51.6	89	0	30	16-179	
1,1,2-Trichloro-1,2,2-trichfluoroethane	58.2	60.4	104	5	30	50-147	
1,1-Dichloroethane	58.2	58.0	100	3	30	54-122	
1,1-Dichloroethene	58.2	59.7	103	0	30	49-157	
1,1-Dichloropropene	58.2	56.6	97	5	30	50-122	
1,2,3-Trichlorobenzene	58.2	38.3	66	12	30	10-110	
1,2,3-Trichloropropane	58.2	56.8	98	4	30	32-174	
1,2,3-Trimethylbenzene	58.2	51.1	88	6	30	70-130	
1,2,4-Trichlorobenzene	58.2	37.8	64	8	30	10-111	
1,2,4-Trimethylbenzene	58.2	55.5	93	11	30	10-173	
1,2-Dibromo-3-Chloropropane	58.2	39.1	67	8	30	10-153	
1,2-Dichlorobenzene	58.2	44.7	77	3	30	17-122	
1,2-Dichloroethane	58.2	58.8	101	2	30	49-123	
1,2-Dichloropropane	58.2	53.0	91	5	30	61-117	
1,3-Dichlorobenzene	58.2	45.4	78	4	30	16-126	
1,3-Dichloropropane	58.2	54.0	93	1	30	54-128	
1,4-Dichlorobenzene	58.2	45.0	77	5	30	15-121	
2,2-Dichloropropane	58.2	50.5	87	2	30	49-132	
2-Butanone	116	133	110	8	30	30-143	
2-Chloroethyl vinyl ether	58.2	55.3 J	95	2	30	10-162	
2-Chlorotoluene	58.2	49.8	86	9	30	11-162	
2-Hexanone	116	130	112	9	30	37-147	
4-Chlorotoluene	58.2	48.4	83	7	30	15-149	
p-Isopropyltoluene	58.2	53.7	92	3	30	10-165	
4-Methyl-2-pentanone	116	128	110	7	30	43-147	
Acetone	116	182	128	1	30	24-140	
Benzene	58.2	63.9	97	10	30	53-118	
Bromobenzene	58.2	50.3	86	6	30	24-144	
Bromoform	58.2	35.7	61	1	30	18-129	
Bromomethane	58.2	50.9	87	2	30	33-130	
Carbon disulfide	58.2	53.9	93	4	30	20-151	
Carbon tetrachloride	58.2	48.5	83	2	30	32-137	
Chlorobenzene	58.2	49.5	85	3	30	37-116	
Dibromochloromethane	58.2	41.6	71	2	30	29-135	
Chloroethane	58.2	54.8	94	4	30	45-118	
Chloroform	58.2	57.7	99	5	30	53-119	
Chloromethane	58.2	49.7	85	3	30	34-117	
cis-1,2-Dichloroethene	58.2	56.2	97	3	30	50-119	
cis-1,3-Dichloropropene	58.2	45.2	78	1	30	27-133	

Column to be used to flag recovery and RPD values

FORM III 8260B

FORM III
GC/MS VOA MATRIX SPIKE DUPLICATE RECOVERY

Lab Name: TestAmerica North Canton Job No.: 240-1112-1

SDG No.:

Matrix: Solid Level: Low Lab File ID: UX82997.D

Lab ID: 240-1230-B-1 MSD Client ID:

COMPOUND	SPIKE ADDED (ug/Kg)	MSD CONCENTRATION (ug/Kg)	MSD % REC	% RPD	QC LIMITS RPD	QC LIMITS REC	#
Dibromomethane	58.2	55.3	95	0	30	52-123	
Bromochloromethane	58.2	54.6	94	3	30	53-116	
Dichlorodifluoromethane	58.2	40.0	69	5	30	17-115	
Bromodichloromethane	58.2	48.8	84	2	30	35-132	
tert-Butyl alcohol	1160	1200	103	21	30	60-125	
Ethylbenzene	58.2	63.9	99	14	30	30-131	
Hexachlorobutadiene	58.2	45.3	78	7	30	10-131	
Diisopropyl ether	58.2	57.2	98	2	30	62-128	
Isopropylbenzene	58.2	50.5	87	3	30	21-134	
Methyl tert-butyl ether	58.2	59.8	103	1	30	51-157	
Methylene Chloride	58.2	59.2	97	4	30	54-115	
m-Xylene & p-Xylene	116	147	108	21	30	29-131	
Naphthalene	58.2	38.9	66	18	30	10-124	
n-Butylbenzene	58.2	49.6	85	4	30	10-148	
n-Propylbenzene	58.2	52.6	90	10	30	10-178	
o-Xylene	58.2	59.7	95	13	30	29-134	
sec-Butylbenzene	58.2	50.9	87	4	30	10-172	
Styrene	58.2	48.3	83	4	30	27-127	
Tetrachloroethene	58.2	52.4	90	4	30	31-135	
Toluene	58.2	57.9	91	11	30	39-129	
trans-1,2-Dichloroethene	58.2	55.6	96	3	30	50-123	
trans-1,3-Dichloropropene	58.2	47.8	82	1	30	28-137	
Trichloroethene	58.2	51.1	88	3	30	10-177	
Trichlorofluoromethane	58.2	62.9	108	3	30	36-142	
Vinyl acetate	58.2	43.0	74	4	30	70-130	
Vinyl chloride	58.2	54.7	94	4	30	42-117	
tert-Butylbenzene	58.2	51.0	88	7	30	10-163	
1,2-Dibromoethane	58.2	52.3	90	2	30	45-127	

Column to be used to flag recovery and RPD values

FORM III 8260B

FORM VIII
GC/MS VOA INTERNAL STANDARD AREA AND RETENTION TIME SUMMARY

Lab Name: TestAmerica North Canton Job No.: 240-1112-1

SDG No.:

Sample No.: STD8260 240-1969/5 Date Analyzed: 05/13/2011 11:27

Instrument ID: A3UX14 GC Column: DB-624 ID: 0.18 (mm)

Lab File ID (Standard): 148157.D Heated Purge: (Y/N) Y

Calibration ID: 985

		FB		CBZ		DCB	
		AREA #	RT #	AREA #	RT #	AREA #	RT #
INITIAL CALIBRATION MID-POINT		1868366	6.90	1308047	9.61	665164	11.57
UPPER LIMIT		3736732	7.40	2616094	10.11	1330328	12.07
LOWER LIMIT		934183	6.40	654024	9.11	332582	11.07
LAB SAMPLE ID	CLIENT SAMPLE ID						
ICV 240-1969/11		1872329	6.90	1293714	9.61	666495	11.57
CCV 240-6180/3 CCVIS		1356355	6.90	1000804	9.61	533998	11.57
CCV 240-6372/3 CCVIS		1364461	6.90	998118	9.61	522114	11.57

FB = Fluorobenzene
CBZ = Chlorobenzene-d5
DCB = 1,4-Dichlorobenzene-d4

Area Limit = 50%-200% of internal standard area
RT Limit = ± 0.5 minutes of internal standard RT

Column used to flag values outside QC limits

FORM VIII 8260B

FORM VIII
GC/MS VOA INTERNAL STANDARD AREA AND RETENTION TIME SUMMARY

Lab Name: TestAmerica North Canton Job No.: 240-1112-1

SDG No.:

Sample No.: CCV 240-6180/3 Date Analyzed: 06/27/2011 10:30

Instrument ID: A3UX14 GC Column: DB-624 ID: 0.18(mm)

Lab File ID (Standard): 149235.D Heated Purge: (Y/N) Y

Calibration ID: 987

		FB		CBZ		DCB	
		AREA #	RT #	AREA #	RT #	AREA #	RT #
12/24 HOUR STD		1356355	6.90	1000804	9.61	533998	11.57
UPPER LIMIT		2712710	7.40	2001608	10.11	1067996	12.07
LOWER LIMIT		678178	6.40	500402	9.11	266999	11.07
LAB SAMPLE ID	CLIENT SAMPLE ID						
CCV 240-6180/4		1321705	6.90	911808	9.61	451134	11.57
LCS 240-6180/5		1284284	6.90	899202	9.61	458282	11.57
MB 240-6180/6		1324838	6.90	891631	9.61	462571	11.57
LCS 240-5929/2-A		1293185	6.90	910290	9.61	481457	11.57
MB 240-5929/1-A		1306384	6.90	949171	9.61	483607	11.57
240-1112-4	DR-SB-27-10	1319171	6.90	1041026	9.61	499516	11.57
240-1145-B-3-A MS		1330778	6.90	930911	9.61	472457	11.57
240-1145-C-3-A MSD		1296683	6.90	872620	9.61	451445	11.57
240-1112-12	DR-SB-31-14	1308615	6.90	893464	9.61	453804	11.57
240-1112-9	DR-SB-30-02	1333426	6.90	905311	9.61	426638	11.57
240-1112-10	DR-SB-30-08	1284298	6.90	929625	9.61	468760	11.57
240-1112-11	DR-SB-31-02	1278410	6.90	846588	9.61	314139	11.57
240-1112-13	DR-SB-32-02	1331983	6.90	901013	9.61	375808	11.57
240-1112-14	DR-SB-32-12	1190600	6.90	811249	9.61	411878	11.57
240-1112-15	DR-SB-33-02	1303310	6.90	850327	9.61	371517	11.57
240-1112-16	DR-SB-33-12	969679	6.90	632358	9.61	280369	11.57
240-1112-17	DR-SB-34-02	1318557	6.90	907842	9.61	458921	11.57
240-1112-18	DR-SB-34-08	541747*	6.90	418545*	9.61	190115*	11.57
240-1112-19	DR-SB-35-02	1253734	6.90	798509	9.61	316356	11.57
240-1121-F-48-A MS		1251841	6.90	809884	9.61	326778	11.57
240-1121-H-48-A MSD		1200991	6.90	773834	9.61	341568	11.57

FB = Fluorobenzene
CBZ = Chlorobenzene-d5
DCB = 1,4-Dichlorobenzene-d4

Area Limit = 50%-200% of internal standard area
RT Limit = ± 0.5 minutes of internal standard RT

Column used to flag values outside QC limits

FORM VIII 8260B

FORM VIII
GC/MS VOA INTERNAL STANDARD AREA AND RETENTION TIME SUMMARY

Lab Name: TestAmerica North Canton Job No.: 240-1112-1

SDG No.:

Sample No.: CCV 240-6372/3 Date Analyzed: 06/28/2011 11:50

Instrument ID: A3UX14 GC Column: DB-624 ID: 0.18(mm)

Lab File ID (Standard): 149268.D Heated Purge: (Y/N) Y

Calibration ID: 987

		FB		CBZ		DCB	
		AREA #	RT #	AREA #	RT #	AREA #	RT #
12/24 HOUR STD		1364461	6.90	998118	9.61	522114	11.57
UPPER LIMIT		2728922	7.40	1996236	10.11	1044228	12.07
LOWER LIMIT		682231	6.40	499059	9.11	261057	11.07
LAB SAMPLE ID	CLIENT SAMPLE ID						
CCV 240-6372/4		1321500	6.90	890050	9.61	447318	11.57
LCS 240-6372/5		1363275	6.90	968676	9.61	501070	11.57
MB 240-6372/6		1215921	6.90	800349	9.61	411617	11.57
240-1112-20	DR-SB-35-10	1205669	6.90	629086	9.61	175786*	11.57

FB = Fluorobenzene
CBZ = Chlorobenzene-d5
DCB = 1,4-Dichlorobenzene-d4

Area Limit = 50%-200% of internal standard area
RT Limit = ± 0.5 minutes of internal standard RT

Column used to flag values outside QC limits

FORM VIII 8260B

FORM VIII
GC/MS VOA INTERNAL STANDARD AREA AND RETENTION TIME SUMMARY

Lab Name: TestAmerica North Canton Job No.: 240-1112-1

SDG No.:

Sample No.: STD8260 240-5261/5 Date Analyzed: 06/19/2011 02:28

Instrument ID: A3UX8 GC Column: DB-624 ID: 0.18(mm)

Lab File ID (Standard): UX82774.D Heated Purge: (Y/N) Y

Calibration ID: 1768

	FB		CBZ		DCB	
	AREA #	RT #	AREA #	RT #	AREA #	RT #
INITIAL CALIBRATION MID-POINT	1482315	5.15	1034461	7.68	549698	9.87
UPPER LIMIT	2964630	5.65	2068922	8.18	1099396	10.37
LOWER LIMIT	741158	4.65	517231	7.18	274849	9.37
LAB SAMPLE ID CLIENT SAMPLE ID						
ICV 240-5261/18	1441181	5.16	1008560	7.68	531415	9.88
CCVIS 240-6132/3	1567653	5.15	1097351	7.68	546111	9.88

FB = Fluorobenzene
CBZ = Chlorobenzene-d5
DCB = 1,4-Dichlorobenzene-d4

Area Limit = 50%-200% of internal standard area
RT Limit = ± 0.5 minutes of internal standard RT

Column used to flag values outside QC limits

FORM VIII 8260B

FORM VIII
GC/MS VOA INTERNAL STANDARD AREA AND RETENTION TIME SUMMARY

Lab Name: TestAmerica North Canton Job No.: 240-1112-1

SDG No.:

Sample No.: CCVIS 240-6132/3 Date Analyzed: 06/26/2011 21:14

Instrument ID: A3UX8 GC Column: DB-624 ID: 0.18(mm)

Lab File ID (Standard): UX82990.D Heated Purge: (Y/N) Y

Calibration ID: 1770

		FB		CBZ		DCB	
		AREA #	RT #	AREA #	RT #	AREA #	RT #
12/24 HOUR STD		1567653	5.15	1097351	7.68	546111	9.88
UPPER LIMIT		3135306	5.65	2194702	8.18	1092222	10.38
LOWER LIMIT		783827	4.65	548676	7.18	273056	9.38
LAB SAMPLE ID	CLIENT SAMPLE ID						
CCV 240-6132/4		1461751	5.15	1024754	7.68	573605	9.87
MB 240-6132/6		1401680	5.16	1065405	7.68	561958	9.88
LCS 240-6132/7		1428579	5.15	1041791	7.68	574284	9.88
240-1230-B-1 MS		1335195	5.15	930307	7.68	454357	9.87
240-1230-B-1 MSD		1331448	5.15	919437	7.68	472260	9.88
240-1112-1	DR-SB-26-02	1373190	5.16	980401	7.68	417917	9.88
240-1112-2	DR-SB-26-10	1333163	5.15	996298	7.68	560970	9.88
240-1112-3	DR-SB-27-02	1346640	5.15	1071347	7.68	580730	9.87
240-1112-5	DR-SB-28-02	1426700	5.15	1004178	7.68	575710	9.87
240-1112-6	DR-SB-28-10	1238476	5.15	911826	7.68	497596	9.88
240-1112-7	DR-SB-29-02	1294016	5.16	878183	7.68	412457	9.88
240-1112-8	DR-SB-29-10	1322621	5.15	1019143	7.68	565949	9.87

FB = Fluorobenzene
CBZ = Chlorobenzene-d5
DCB = 1,4-Dichlorobenzene-d4

Area Limit = 50%-200% of internal standard area
RT Limit = ± 0.5 minutes of internal standard RT

Column used to flag values outside QC limits

FORM VIII 8260B

Report Date: 29-Jun-2011 11:08:12 Chrom Revision: 1.2 03-Jun-2011 08:44:02

TestAmerica Laboratories
Target Compound Quantitation Report

Data File: \\NCChrom\ChromData\A3UX14\20110628-1441.b\149268.D
Lims ID: CCV L6 Client ID:
Inject. Date: 28-Jun-2011 11:50:30 Dil. Factor: 1.0000
Sample Type: CCVIS
Sample ID: ccv l6
Misc. Info.: 240-0001441-003 =240-0001441-003
Operator: 2807 Instrument ID: A3UX14
Vol. Injected: 1.0000 ALS Bottle#: 2
Lims Batch ID: 6372 Lims Sample ID: 3
Sublist: chrom-8260_14*sub7
Detector: MS SCAN

Method: \\NCChrom\ChromData\A3UX14\20110628-1441.b\8260_14.m
Last Update: 29-Jun-2011 11:08:12 Calib Date: 13-May-2011 16:27:30
Quant Method: Internal Standard Quant By: Initial Calibration
Last ICal File: \\NCChrom\ChromData\A3UX14\20110513-528.b\148171.D
Limit Group: MSV 8260B ICAL
Integrator: RTE ID Type: Deconvolution ID
Process Host: CORP-CTX-15

First Level Reviewer: macenczaks Date: 28-Jun-2011 12:10:27

Compound	Sig	RT	EXP RT	DLT RT	Q	Response	On-Col Amt ug/l	Flags
* 1 Fluorobenzene	96	6.896	6.896	0.0	100	1364461	50.0	
* 2 Chlorobenzene-d5	117	9.606	9.606	0.0	77	998118	50.0	
* 3 1,4-Dichlorobenzene-d4	152	11.570	11.570	0.0	99	522114	50.0	
$ 5 Dibromofluoromethane (Surr)	113	6.222	6.222	0.0	88	327520	49.1	
$ 6 1,2-Dichloroethane-d4 (Surr)	65	6.553	6.553	0.0	93	393085	52.9	
$ 7 Toluene-d8 (Surr)	98	8.364	8.364	0.0	94	1245368	53.3	
$ 131 4-Bromofluorobenzene (Surr)	95	10.600	10.600	0.0	92	437769	48.9	
12 Dichlorodifluoromethane	85	1.442	1.442	0.0	87	318022	64.4	
13 Chloromethane	50	1.607	1.607	0.0	89	466527	58.6	
14 Vinyl chloride	62	1.737	1.737	0.0	84	341490	56.3	
15 Bromomethane	94	2.081	2.081	0.0	90	118897	61.8	
16 Chloroethane	64	2.199	2.199	0.0	92	175605	126.4	
18 Trichlorofluoromethane	101	2.506	2.506	0.0	80	352073	60.0	
20 Acrolein	56	3.051	3.051	0.0	94	380971	347.2	
21 1,1-Dichloroethene	96	3.157	3.157	0.0	86	262685	51.6	
23 1,1,2-Trichloro-1,2,2-trifluoroethane	151	3.193	3.193	0.0	77	274017	57.3	
22 Acetone	43	3.276	3.276	0.0	97	220975	93.0	
24 Iodomethane	142	3.358	3.358	0.0	99	484820	48.9	
26 Carbon disulfide	76	3.429	3.429	0.0	99	558970	44.4	
27 Acetonitrile	41	3.678	3.678	0.0	94	388783	392.7	
28 Methyl acetate	43	3.773	3.773	0.0	98	606402	101.4	
31 2-Methyl-2-propanol	59	4.222	4.222	0.0	90	433364	733.1	
32 Acrylonitrile	53	4.317	4.317	0.0	96	259721	91.0	
33 trans-1,2-Dichloroethene	96	4.329	4.329	0.0	91	312945	50.4	
34 Methyl tert-butyl ether	73	4.364	4.364	0.0	85	724210	46.7	
35 Hexane	86	4.755	4.755	0.0	95	80146	58.6	
36 1,1-Dichloroethane	63	4.932	4.932	0.0	86	590633	51.8	
37 Vinyl acetate	86	5.051	5.051	0.0	95	31936	37.0	
43 2,2-Dichloropropane	77	5.654	5.654	0.0	78	223837	53.4	
42 cis-1,2-Dichloroethene	96	5.666	5.666	0.0	73	329136	49.1	

Report Date: 29-Jun-2011 11:08:12 Chrom Revision: 1.2 03-Jun-2011 08:44:02
Data File: \\NCChrom\ChromData\A3UX14\20110628-1441.b\149268.D

Compound	Sig	RT	EXP RT	DLT RT	Q	Response	On-Col Amt ug/l	Flags
41 2-Butanone (MEK)	43	5.713	5.713	0.0	96	313913	95.6	
47 Chlorobromomethane	128	5.938	5.938	0.0	90	170276	47.7	
48 Tetrahydrofuran	42	5.997	5.997	0.0	90	110669	50.8	
49 Chloroform	83	6.045	6.045	0.0	84	512878	51.5	
50 1,1,1-Trichloroethane	97	6.222	6.222	0.0	90	437679	56.1	
51 Cyclohexane	56	6.269	6.269	0.0	94	729919	57.8	
53 Carbon tetrachloride	117	6.400	6.400	0.0	73	422072	52.6	
52 1,1-Dichloropropene	75	6.400	6.400	0.0	82	416774	54.7	
55 Benzene	78	6.613	6.613	0.0	97	1192997	50.2	
56 1,2-Dichloroethane	62	6.636	6.636	0.0	89	483965	52.0	
60 Trichloroethene	130	7.251	7.251	0.0	91	373187	53.0	
63 Methylcyclohexane	83	7.429	7.429	0.0	92	562468	53.3	
62 1,2-Dichloropropane	63	7.464	7.464	0.0	87	329119	51.7	
65 Dibromomethane	93	7.571	7.571	0.0	84	167960	50.5	
66 1,4-Dioxane	88	7.595	7.595	0.0	95	136395	2140.7	
67 Dichlorobromomethane	83	7.725	7.725	0.0	90	312849	52.1	
69 2-Chloroethyl vinyl ether	63	7.997	7.997	0.0	88	277135	87.6	
70 cis-1,3-Dichloropropene	75	8.127	8.127	0.0	82	393685	53.9	
71 4-Methyl-2-pentanone (MIBK)	43	8.269	8.269	0.0	99	616969	96.4	
72 Toluene	91	8.423	8.423	0.0	97	1293024	50.5	
73 trans-1,3-Dichloropropene	75	8.612	8.612	0.0	90	328160	46.3	
74 Ethyl methacrylate	69	8.695	8.695	0.0	91	277890	47.7	
75 1,1,2-Trichloroethane	97	8.778	8.778	0.0	88	232144	51.2	
77 Tetrachloroethene	164	8.896	8.896	0.0	90	295635	54.9	
76 1,3-Dichloropropane	76	8.920	8.920	0.0	90	383582	50.9	
78 2-Hexanone	43	8.991	8.991	0.0	98	394146	94.9	
79 Chlorodibromomethane	129	9.121	9.121	0.0	89	241793	47.4	
123 Ethylene Dibromide	107	9.216	9.216	0.0	99	238745	51.8	
82 Chlorobenzene	112	9.630	9.630	0.0	84	888658	50.3	
83 1,1,1,2-Tetrachloroethane	131	9.701	9.701	0.0	88	314383	52.6	
84 Ethylbenzene	106	9.725	9.725	0.0	98	460099	50.6	
10 m-Xylene & p-Xylene	106	9.819	9.819	0.0	98	1140105	103.7	
85 o-Xylene	106	10.162	10.162	0.0	95	555121	50.4	
86 Styrene	104	10.162	10.162	0.0	93	878021	50.7	
87 Bromoform	173	10.328	10.328	0.0	98	125790	40.0	
88 Isopropylbenzene	105	10.470	10.470	0.0	96	1528219	52.8	
90 1,1,2,2-Tetrachloroethane	83	10.707	10.707	0.0	80	255738	49.9	
91 Bromobenzene	156	10.730	10.730	0.0	78	378806	49.9	
93 trans-1,4-Dichloro-2-butene	53	10.754	10.754	0.0	62	101253	53.9	
92 1,2,3-Trichloropropane	110	10.754	10.754	0.0	81	97627	50.1	
94 N-Propylbenzene	120	10.813	10.813	0.0	96	430402	52.0	
95 2-Chlorotoluene	126	10.896	10.896	0.0	97	384020	50.1	
96 1,3,5-Trimethylbenzene	105	10.955	10.955	0.0	68	1265768	53.0	
104 4-Chlorotoluene	126	10.979	10.979	0.0	97	390673	51.3	
97 tert-Butylbenzene	119	11.239	11.239	0.0	78	1191188	53.0	
98 1,2,4-Trimethylbenzene	105	11.275	11.275	0.0	71	1245101	51.0	
99 sec-Butylbenzene	105	11.417	11.417	0.0	94	1603602	52.9	
100 1,3-Dichlorobenzene	146	11.523	11.523	0.0	91	723403	49.7	
101 4-Isopropyltoluene	119	11.535	11.535	0.0	87	1384969	52.5	
102 1,4-Dichlorobenzene	146	11.594	11.594	0.0	84	739807	49.8	
105 n-Butylbenzene	91	11.878	11.878	0.0	89	1116334	51.5	
106 1,2-Dichlorobenzene	146	11.914	11.914	0.0	97	680858	48.4	

Report Date: 29-Jun-2011 11:08:12 Chrom Revision: 1.2 03-Jun-2011 08:44:02
Data File: \\NCChrom\ChromData\A3UX14\20110628-1441.b\149268.D

Compound	Sig	RT	EXP RT	DLT RT	Q	Response	On-Col Amt ug/l	Flags
107 1,2-Dibromo-3-Chloropropane	157	12.564	12.564	0.0	77	44688	35.0	
108 1,3,5-Trichlorobenzene	180	12.742	12.742	0.0	97	527678	48.5	
109 1,2,4-Trichlorobenzene	180	13.251	13.251	0.0	91	454240	44.7	
110 Hexachlorobutadiene	225	13.381	13.381	0.0	96	241057	51.1	
111 Naphthalene	128	13.440	13.440	0.0	97	1047927	42.9	
112 1,2,3-Trichlorobenzene	180	13.629	13.629	0.0	96	437274	45.2	
S 11 1,2-Dichloroethene, Total	96				0		99.5	
S 9 1,3-Dichloropropene, Total	75				0		100.2	
S 114 Xylenes, Total	106				0		154.1	

FORM V
GC/MS SEMI VOA INSTRUMENT PERFORMANCE CHECK
DECAFLUOROTRIPHENYLPHOSPHINE (DFTPP)

Lab Name: TestAmerica North Canton Job No.: 240-1112-1

SDG No.:

Lab File ID: 0630101B.D DFTPP Injection Date: 06/30/2011

Instrument ID: A4AG2 DFTPP Injection Time: 13:42

Analysis Batch No.: 6760

M/E	ION ABUNDANCE CRITERIA	% RELATIVE ABUNDANCE	
51	30.0- 80.0% of mass 198	41.4	
68	Less than 2.0% of mass 69	0.8	(1.9)1
69	Mass 69 relative abundance	42.1	
70	Less than 2.0% of mass 69	0.2	(0.4)1
127	25.0 - 75.0% of mass 198	56.7	
197	Less than 1.0% of mass 198	0.1	
198	Base Peak, 100% relative abundance	100.0	
199	5.0 to 9.0% of mass 198	6.9	
275	10.0- 30.0% of mass 198	22.0	
365	Greater than 0.75% of mass 198	2.9	
441	Present, but less than mass 443	7.7	
442	40.0 - 110.0% of mass 198	53.0	
443	15.0 - 24.0% of mass 442	11.0	(20.7)2

1-Value is % mass 69 2-Value is % mass 442

THIS CHECK APPLIES TO THE FOLLOWING SAMPLES, MS, MSD, BLANKS AND STANDARDS:

CLIENT SAMPLE ID	LAB SAMPLE ID	LAB FILE ID	DATE ANALYZED	TIME ANALYZED
	STD9 240-6760/4	0630102.D	06/30/2011	13:59
	STD8 240-6760/5	0630103.D	06/30/2011	14:15
	STD7 240-6760/6	0630104.D	06/30/2011	14:32
	STD6 240-6760/7	0630105.D	06/30/2011	14:49
	STD5 240-6760/8	0630106.D	06/30/2011	15:05
	STD4 240-6760/9	0630107.D	06/30/2011	15:22
	STD3 240-6760/10	0630108.D	06/30/2011	15:39
	STD2 240-6760/11	0630109.D	06/30/2011	15:56
	STD1 240-6760/12	0630110.D	06/30/2011	16:13
	ICV 240-6760/13	0630111.D	06/30/2011	16:29
	ICV 240-6760/24	0630122.D	06/30/2011	19:33
	MB 240-6212/23-A	0630141.D	06/30/2011	19:50
	LCS 240-6212/24-A	0630142.D	06/30/2011	20:07

FORM VI
GC/MS SEMI VOA INITIAL CALIBRATION DATA
INTERNAL STANDARD CURVE EVALUTION

Lab Name: TestAmerica North Canton Job No.: 240-1112-1 Analy Batch No.: 6760

SDG No.:

Instrument ID: A4AG2 GC Column: RXI-5SILMS ID: 0.45(mm) Heated Purge: (Y/N) N

Calibration Start Date: 06/30/2011 13:59 Calibration End Date: 06/30/2011 16:13 Calibration ID: 1922

Calibration Files:

LEVEL:	LAB SAMPLE ID:	LAB FILE ID:
Level 1	STD1 240-6760/12	0630110.D
Level 2	STD2 240-6760/11	0630109.D
Level 3	STD3 240-6760/10	0630108.D
Level 4	STD4 240-6760/9	0630107.D
Level 5	STD5 240-6760/8	0630106.D
Level 6	STD6 240-6760/7	0630105.D
Level 7	STD7 240-6760/6	0630104.D
Level 8	STD8 240-6760/5	0630103.D
Level 9	STD9 240-6760/4	0630102.D

ANALYTE	RRF					CURVE TYPE	COEFFICIENT			#	MIN RRF	%RSD	#	MAX %RSD	R^2 OR COD	#	MIN R^2 OR COD
	LVL 1 LVL 6	LVL 2 LVL 7	LVL 3 LVL 8	LVL 4 LVL 9	LVL 5		B	M1	M2								
1,4-Dioxane	0.5312	0.5669 0.5247	0.5567 0.5088	0.5481 0.5408	0.5144	Ave		0.5365				3.8		20.0			
N-Nitrosodimethylamine	0.8964	0.9406 0.9089	0.9275 0.8760	0.9403 0.9369	0.9159	Ave		0.9178				2.5		20.0			
Pyridine	1.4255	1.4190 1.4366	1.2605 1.4132	1.4106 1.5103	1.4319	Ave		1.4134				4.9		20.0			
Ethyl methacrylate	1.1505	1.2062 1.1253	1.2323 1.0794	1.2270 1.1354	1.1703	Ave		1.1658				4.6		20.0			
3-Chloropropionitrile	0.7614	0.7928 0.7474	0.8089 0.7290	0.7982 0.7740	0.7790	Ave		0.7738				3.5		20.0			
Malononitrile	1.6286	1.6134 1.5766	1.6418 1.5934	1.6420 1.5630	1.6391	Ave		1.6122				1.9		20.0			
Benzoic acid	0.2249	+++++ 0.2304	+++++ 0.2427	0.1143 0.2628	0.1794	Qua	-0.359	0.2083	0.0012						0.9990		0.9900
Benzaldehyde	0.8592	1.1945 0.8551	1.2005	1.2052	1.1269	Ave		1.0736			0.0100	16.0		20.0			
Phenol	1.7400	1.6739 1.6943	1.7321 1.6623	1.7958 1.7122	1.7908	Ave		1.7252			0.8000	2.9		20.0			
Aniline	2.3732	2.0960 2.2594	2.1859 2.2093	2.3304 2.4575	2.3238	Ave		2.2794				5.1		20.0			
Bis(2-chloroethyl)ether	1.3584	1.5149 1.3761	1.5347 1.3807	1.4782 1.3244	1.4298	Ave		1.4246			0.7000	5.4		20.0			
2-Chlorophenol	1.3904	1.3277 1.3825	1.3893 1.3217	1.4388 1.3371	1.4391	Ave		1.3783			0.8000	3.4		20.0			
1,3-Dichlorobenzene	1.4353	1.4865 1.4128	1.5026 1.3724	1.5137 1.3806	1.4670	Ave		1.4464				3.8		20.0			

Note: The m1 coefficient is the same as Ave RRF for an Ave curve type.

FORM VI
GC/MS SEMI VOA INITIAL CALIBRATION DATA
INTERNAL STANDARD CURVE EVALUTION

Lab Name: TestAmerica North Canton Job No.: 240-1112-1 Analy Batch No.: 6760

SDG No.:

Instrument ID: A4AG2 GC Column: RXI-5SILMS ID: 0.45(mm) Heated Purge: (Y/N) N

Calibration Start Date: 06/30/2011 13:59 Calibration End Date: 06/30/2011 16:13 Calibration ID: 1922

ANALYTE	RRF					CURVE TYPE	COEFFICIENT			#	MIN RRF	%RSD	#	MAX %RSD	R^2 OR COD	#	MIN R^2 OR COD
	LVL 1 LVL 6	LVL 2 LVL 7	LVL 3 LVL 8	LVL 4 LVL 9	LVL 5		B	M1	M2								
1,4-Dichlorobenzene	1.4805	1.5524 1.4569	1.5700 1.4012	1.5618 1.4215	1.5375	Ave		1.4977				4.4		20.0			
Benzyl alcohol	0.9038	0.7393 0.8960	0.7643 0.9053	0.8883 0.9446	0.9134	Ave		0.8694				8.6		20.0			
1,2-Dichlorobenzene	1.3472	1.4388 1.3125	1.4300 1.2597	1.4447 1.2423	1.4110	Ave		1.3608				6.0		20.0			
2-Methylphenol	1.3374	1.2660 1.3187	1.3160 1.2661	1.3598 1.3061	1.3851	Ave		1.3194			0.7000	3.2		20.0			
2,2'-oxybis[1-chloropropane]	1.7547	1.9444 1.7121	1.9442 1.6492	1.9152 1.6895	1.8769	Ave		1.8108				6.8		20.0			
3 & 4 Methylphenol	1.3649	1.1916 1.3723	1.3053 1.3329	1.4212 1.3795	1.4333	Ave		1.3501				5.7		20.0			
N-Nitrosodi-n-propylamine	0.9976	0.9959 0.9353	1.0489 0.8710	1.0715 0.8734	1.0659	Ave		0.9824			0.5000	8.3		20.0			
Acetophenone	1.8358	1.8156 1.7537	1.8890 1.6416	1.9359 1.6490	1.9377	Ave		1.8073			0.0100	6.5		20.0			
Hexachloroethane	0.5267	0.5216 0.5246	0.5526 0.5046	0.5617 0.5088	0.5480	Ave		0.5311			0.3000	3.9		20.0			
Nitrobenzene	0.3594	0.3387 0.3546	0.3657 0.3478	0.3814 0.3567	0.3622	Ave		0.3583			0.2000	3.5		20.0			
Isophorone	0.7015	0.6806 0.6793	0.7208 0.6583	0.7393 0.7132	0.7171	Ave		0.7013			0.4000	3.8		20.0			
Caprolactam	0.1246	+++++ 0.1226	0.0820 0.1185	0.1196 0.1290	0.1262	Ave		0.1175			0.0100	14.0		20.0			
2,4-Dimethylphenol	0.3359	0.3082 0.3133	0.3278 0.2917	0.3518 0.2882	0.3478	Ave		0.3206			0.2000	7.5		20.0			
2,4-Toluene diamine	0.1736	0.1642 0.1597	0.1698 0.1492	0.1833 0.1441	0.1809	Ave		0.1656				8.5		20.0			
2-Nitrophenol	0.1734	0.1265 0.1662	0.1600 0.1556	0.1786 0.1489	0.1786	Ave		0.1610			0.1000	11.0		20.0			
1,3,5-Trichlorobenzene	0.2658	0.2717 0.2632	0.2786 0.2530	0.2763 0.2462	0.2706	Ave		0.2657				4.2		20.0			
Bis(2-chloroethoxy)methane	0.3923	0.3699 0.3799	0.4047 0.3648	0.4199 0.3828	0.4066	Ave		0.3901			0.3000	4.9		20.0			
2,4-Dinitrophenol	0.1512	+++++ 0.1511	+++++ 0.1476	0.0794 0.1577	0.1296	Qua	-0.260	0.1554	0.0001		0.0100				0.9980		0.9900
2,4-Dichlorophenol	0.2723	0.1943 0.2614	0.2464 0.2555	0.2682 0.2698	0.2667	Ave		0.2543			0.2000	10.0		20.0			
4-Nitrophenol	0.1400	+++++ 0.1475	+++++ 0.1629	0.0860 0.1824	0.1193	Qua	-0.019	0.1044	0.0031						0.9990		0.9900

Note: The m1 coefficient is the same as Ave RRF for an Ave curve type.

FORM VI
GC/MS SEMI VOA INITIAL CALIBRATION DATA
INTERNAL STANDARD CURVE EVALUTION

Lab Name: TestAmerica North Canton Job No.: 240-1112-1 Analy Batch No.: 6760

SDG No.:

Instrument ID: A4AG2 GC Column: RXI-5SILMS ID: 0.45(mm) Heated Purge: (Y/N) N

Calibration Start Date: 06/30/2011 13:59 Calibration End Date: 06/30/2011 16:13 Calibration ID: 1922

ANALYTE	RRF					CURVE TYPE	COEFFICIENT			#	MIN RRF	%RSD	#	MAX %RSD	R^2 OR COD	#	MIN R^2 OR COD
	LVL 1 LVL 6	LVL 2 LVL 7	LVL 3 LVL 8	LVL 4 LVL 9	LVL 5		B	M1	M2								
1,2,4-Trichlorobenzene	0.2680	0.2651 0.2651	0.2739 0.2597	0.2724 0.2616	0.2666	Ave		0.2665				1.8		20.0			
Naphthalene	1.2057 1.0653	1.0991 1.0178	1.1148 0.8598	1.1212 0.7784	1.0865	Ave		1.0387			0.7000	13.0		20.0			
4-Chloroaniline	0.4437	0.4088 0.4370	0.4436 0.4211	0.4633 0.4568	0.4692	Ave		0.4429			0.0100	4.7		20.0			
Hexachlorobutadiene	0.1153	0.1143 0.1160	0.1140 0.1139	0.1170 0.1157	0.1137	Ave		0.1150			0.0100	1.0		20.0			
1,2,3-Trichlorobenzene	0.2503	0.2442 0.2493	0.2496 0.2435	0.2574 0.2473	0.2476	Ave		0.2486				1.7		20.0			
4-Chloro-3-methylphenol	0.3078	0.2337 0.2920	0.2818 0.2838	0.3100 0.3093	0.3072	Ave		0.2907			0.2000	8.9		20.0			
2-Methylnaphthalene	0.5719 0.5689	0.5753 0.5523	0.5893 0.5293	0.5953 0.5367	0.5858	Ave		0.5672			0.4000	4.1		20.0			
1-Methylnaphthalene	0.6848 0.6446	0.6697 0.6198	0.6937 0.5892	0.6957 0.5842	0.6690	Ave		0.6501				6.6		20.0			
1,2,3,5-Tetrachlorobenzene	0.3958	0.4045 0.3934	0.4052 0.3748	0.4146 0.3766	0.4070	Ave		0.3965				3.6		20.0			
Hexachlorocyclopentadiene	0.2447	0.1504 0.2491	0.1879 0.2413	0.2230 0.2432	0.2378	Ave		0.2222			0.0500	16.0		20.0			
2,4,6-Trichlorophenol	0.2878	0.1920 0.3002	0.2401 0.2977	0.2774 0.3092	0.2856	Ave		0.2738			0.2000	14.0		20.0			
2,4,5-Trichlorophenol	0.3294	0.2598 0.3043	0.2934 0.3233	0.3210 0.3483	0.3185	Ave		0.3123			0.2000	8.6		20.0			
1,1'-Biphenyl	1.5367 1.3452	1.4973 1.2676	1.5249 1.1509	1.5621 1.1239	1.4913	Ave		1.3889			0.0100	12.0		20.0			
1,2,3,4 -Tetrachlorobenzene	0.3653	0.3986 0.3577	0.3825 0.3450	0.3995 0.3480	0.3801	Ave		0.3721				5.7		20.0			
2-Chloronaphthalene	1.1287 1.0687	1.0884 1.0694	1.1058 1.0351	1.1207 1.0413	1.0839	Ave		1.0824			0.8000	3.0		20.0			
4-Nitroaniline	0.3740	+++++ 0.3677	0.3318 0.3501	0.3652 0.3569	0.3913	Ave		0.3624			0.0100	5.2		20.0			
2-Nitroaniline	0.3557	0.3323 0.3551	0.3337 0.3506	0.3573 0.3674	0.3594	Ave		0.3514			0.0100	3.5		20.0			
4,6-Dinitro-2-methylphenol	0.1093	+++++ 0.1149	0.0483 0.1142	0.0740 0.1244	0.0981	Qua	-0.052	0.1033	0.0009		0.0100				0.9990		0.9900
Dimethyl phthalate	1.2491	1.2781 1.2675	1.2361 1.2303	1.2875 1.2917	1.2866	Ave		1.2659			0.0100	1.9		20.0			
2,6-Dinitrotoluene	0.2701	0.2141 0.2788	0.2357 0.2736	0.2611 0.2870	0.2721	Ave		0.2616				9.4		20.0			

Note: The m1 coefficient is the same as Ave RRF for an Ave curve type.

FORM VI
GC/MS SEMI VOA INITIAL CALIBRATION DATA
INTERNAL STANDARD CURVE EVALUTION

Lab Name: TestAmerica North Canton Job No.: 240-1112-1 Analy Batch No.: 6760

SDG No.:

Instrument ID: A4AG2 GC Column: RXI-5SILMS ID: 0.45(mm) Heated Purge: (Y/N) N

Calibration Start Date: 06/30/2011 13:59 Calibration End Date: 06/30/2011 16:13 Calibration ID: 1922

ANALYTE	RRF					CURVE TYPE	COEFFICIENT			#	MIN RRF	%RSD	#	MAX %RSD	R^2 OR COD	#	MIN R^2 OR COD
	LVL 1 LVL 6	LVL 2 LVL 7	LVL 3 LVL 8	LVL 4 LVL 9	LVL 5		B	M1	M2								
1,2-Dinitrobenzene	0.1422	0.0968 0.1445	0.1153 0.1415	0.1317 0.1498	0.1403	Ave		0.1328				13.0		20.0			
Acenaphthylene	2.0413 1.9179	1.9436 1.8565	1.9330 1.6453	2.0177 1.5629	1.9684	Ave		1.8763			0.9000	8.8		20.0			
3-Nitroaniline	0.3634	0.2919 0.3655	0.3102 0.3617	0.3522 0.3822	0.3652	Ave		0.3490			0.0100	8.9		20.0			
Acenaphthene	1.3237 1.0811	1.1811 1.0141	1.1829 0.9432	1.2150 0.9236	1.1546	Ave		1.1133			0.9000	12.0		20.0			
2,4-Dinitrotoluene	0.3662	0.2576 0.3729	0.3088 0.3662	0.3558 0.3895	0.3678	Ave		0.3481			0.2000	12.0		20.0			
Pentachlorophenol	0.1066	+++++ 0.1154	0.0606 0.1163	0.0789 0.1188	0.0969	Qua	-0.134	0.1116	0.0002		0.0500				1.0000		0.9900
Dibenzofuran	1.7771 1.5435	1.5827 1.5258	1.5659 1.4610	1.6029 1.3557	1.5842	Ave		1.5554			0.8000	7.3		20.0			
2,3,5,6-Tetrachlorophenol	0.2052	0.1070 0.2144	0.1669 0.2092	0.1822 0.2216	0.1946	Ave		0.1876				20.0		20.0			
Diethyl phthalate	1.2824	1.3128 1.2691	1.2926 1.2449	1.3476 1.2346	1.3299	Ave		1.2892			0.0100	3.1		20.0			
4-Chlorophenyl phenyl ether	0.5075	0.4975 0.5141	0.5061 0.4946	0.5216 0.5075	0.5200	Ave		0.5086			0.4000	1.9		20.0			
Fluorene	1.4451 1.2414	1.3246 1.2081	1.3202 1.1406	1.3686 1.1357	1.3080	Ave		1.2769			0.9000	8.1		20.0			
N-Nitrosodiphenylamine	0.5998	0.6342 0.6256	0.6420 0.6077	0.6531 0.5954	0.6449	Ave		0.6253			0.0100	3.5		20.0			
1,2-Diphenylhydrazine(as Azobenzene)	0.9099	0.9611 0.8953	0.9759 0.8726	1.0219 0.8554	0.9664	Ave		0.9330				6.2		20.0			
Azobenzene	0.9099	0.9664 0.8955	0.9757 0.8726	1.0219 0.8554	0.9664	Ave		0.9330				6.2		20.0			
4-Bromophenyl phenyl ether	0.1641	0.1630 0.1698	0.1668 0.1657	0.1705 0.1732	0.1665	Ave		0.1675			0.1000	2.1		20.0			
Hexachlorobenzene	0.1580 0.1696	0.1596 0.1710	0.1599 0.1737	0.1664 0.1806	0.1650	Ave		0.1671			0.1000	4.4		20.0			
Atrazine	0.1813	0.1842 0.1836	0.1896 0.1712	0.1986 0.1700	0.1935	Ave		0.1840			0.0100	5.4		20.0			
Phenanthrene	1.2560 1.1384	1.1803 1.1256	1.1796 1.0422	1.2235 0.9846	1.1871	Ave		1.1464			0.7000	7.5		20.0			
Anthracene	1.3645 1.1590	1.1962 1.1364	1.1804 1.0447	1.2354 1.0122	1.2025	Ave		1.1701			0.7000	8.9		20.0			
Carbazole	1.1585	1.1718 1.1444	1.1885 1.0630	1.2264 1.0230	1.1838	Ave		1.1449			0.0100	6.0		20.0			

Note: The m1 coefficient is the same as Ave RRF for an Ave curve type.

FORM VI
GC/MS SEMI VOA INITIAL CALIBRATION DATA
INTERNAL STANDARD CURVE EVALUTION

Lab Name: TestAmerica North Canton Job No.: 240-1112-1 Analy Batch No.: 6760

SDG No.:

Instrument ID: A4AG2 GC Column: RXI-5SILMS ID: 0.45(mm) Heated Purge: (Y/N) N

Calibration Start Date: 06/30/2011 13:59 Calibration End Date: 06/30/2011 16:13 Calibration ID: 1922

ANALYTE	RRF					CURVE TYPE	COEFFICIENT			#	MIN RRF	%RSD	#	MAX %RSD	R^2 OR COD	#	MIN R^2 OR COD
	LVL 1 LVL 6	LVL 2 LVL 7	LVL 3 LVL 8	LVL 4 LVL 9	LVL 5		B	M1	M2								
Di-n-butyl phthalate	1.4112	1.4190 1.2213	1.4457 1.1095	1.5202 1.0687	1.5005	Ave		1.3370			0.0100	13.0		20.0			
Fluoranthene	1.1850 1.0846	1.0813 1.0818	1.1004 1.0350	1.1332 0.9751	1.1156	Ave		1.0880			0.6000	5.4		20.0			
Benzidine	0.8184	0.4321 0.8410	0.4815 0.8258	0.6549 0.8733	0.7858	Qua	-0.232	0.8016	0.0029						0.9990		0.9900
Pyrene	1.5454 1.2611	1.3077 1.2801	1.3357 1.2653	1.3276 1.1491	1.3073	Ave		1.3088			0.6000	8.0		20.0			
Butyl benzyl phthalate	0.6887	0.6582 0.6925	0.6961 0.6819	0.7971 0.7043	0.7124	Ave		0.7039			0.0100	5.8		20.0			
3,3'-Dimethoxybenzidine	0.2771	0.1490 0.2250	0.1706 0.2473	0.2143 0.2655	0.2331	Ave		0.2227				20.0		20.0			
Bis(2-ethylhexyl) phthalate	0.9657	0.9707 0.9674	0.9973 0.9112	1.0322 0.8388	1.0124	Ave		0.9620			0.0100	6.4		20.0			
4,4'-Methylene bis(2-chloroaniline)	0.2075	0.1670 0.2105	0.1809 0.2046	0.1985 0.2181	0.2060	Ave		0.1991				8.5		20.0			
3,3'-Dichlorobenzidine	0.4187	0.3621 0.4238	0.3902 0.4232	0.4030 0.4443	0.4175	Ave		0.4104			0.0100	6.1		20.0			
Benzo[a]anthracene	1.3235 1.0824	1.0720 1.0947	1.0799 1.0902	1.1154 1.1646	1.0854	Ave		1.1231			0.8000	7.1		20.0			
Chrysene	1.2744 1.0329	1.0703 1.0584	1.0542 1.0648	1.0650 1.0834	1.0379	Ave		1.0824			0.7000	6.8		20.0			
Di-n-octyl phthalate	1.9440	1.6414 1.9001	1.7861 1.7448	1.9305 1.6120	1.9529	Ave		1.8140			0.0100	7.6		20.0			
Benzo[b]fluoranthene	1.2569 1.1924	1.0797 1.2152	1.1482 1.2316	1.1852 1.4738	1.2295	Ave		1.2236			0.7000	8.8		20.0			
Benzo[k]fluoranthene	1.4899 1.3143	1.2663 1.2862	1.2322 1.3343	1.2673 1.2256	1.2359	Ave		1.2947			0.7000	6.3		20.0			
Benzo[a]pyrene	1.2068 1.1417	1.0777 1.1680	1.0965 1.1692	1.1217 1.2384	1.1341	Ave		1.1505			0.7000	4.4		20.0			
Indeno[1,2,3-cd]pyrene	1.2972 1.2922	1.1551 1.3235	1.1877 1.3319	1.2639 1.3453	1.2727	Ave		1.2744			0.5000	5.1		20.0			
Dibenzo(a,h)anthracene	1.0230 1.0973	0.9339 1.1314	0.9824 1.1370	1.0463 1.1986	1.0815	Ave		1.0702			0.4000	7.7		20.0			
Benzo[g,h,i]perylene	0.8928 1.0368	0.9523 1.0629	0.9678 1.0810	1.0259 1.1522	1.0157	Ave		1.0208			0.5000	7.5		20.0			
2-Fluorophenol (Surr)	1.2720	1.2009 1.2385	1.2778 1.2013	1.2908 1.2671	1.2681	Ave		1.2521				2.8		20.0			
Phenol-d5 (Surr)	1.6161	1.6006 1.5967	1.5970 1.5532	1.7221 1.6263	1.6763	Ave		1.6236				3.2		20.0			

Note: The m1 coefficient is the same as Ave RRF for an Ave curve type.

FORM VI
GC/MS SEMI VOA INITIAL CALIBRATION DATA
INTERNAL STANDARD CURVE EVALUTION

Lab Name: TestAmerica North Canton Job No.: 240-1112-1 Analy Batch No.: 6760

SDG No.:

Instrument ID: A4AG2 GC Column: RXI-5SILMS ID: 0.45(mm) Heated Purge: (Y/N) N

Calibration Start Date: 06/30/2011 13:59 Calibration End Date: 06/30/2011 16:13 Calibration ID: 1922

ANALYTE	RRF					CURVE TYPE	COEFFICIENT			#	MIN RRF	%RSD	#	MAX %RSD	R^2 OR COD	#	MIN R^2 OR COD
	LVL 1 LVL 6	LVL 2 LVL 7	LVL 3 LVL 8	LVL 4 LVL 9	LVL 5		B	M1	M2								
Nitrobenzene-d5 (Surr)	0.3966 0.3867	0.3631 0.3816	0.3848 0.3750	0.3991 0.3747	0.3890	Ave		0.3834				3.0		20.0			
2-Fluorobiphenyl (Surr)	1.2845 1.2274	1.2460 1.2141	1.2446 1.1689	1.3056 1.1707	1.2650	Ave		1.2363				3.8		20.0			
2,4,6-Tribromophenol (Surr)	 0.1053	0.0719 0.1117	0.0827 0.1120	0.0967 0.1189	0.1019	Ave		0.1001				16.0		20.0			
Terphenyl-d14 (Surr)	0.7424 0.6925	0.6863 0.7041	0.6980 0.7020	0.7088 0.7176	0.6937	Ave		0.7050				2.4		20.0			

Note: The m1 coefficient is the same as Ave RRF for an Ave curve type.

FORM VII
GC/MS SEMI VOA CONTINUING CALIBRATION DATA

Lab Name: TestAmerica North Canton Job No.: 240-1112-1

SDG No.:

Lab Sample ID: ICV 240-6760/13 Calibration Date: 06/30/2011 16:29

Instrument ID: A4AG2 Calib Start Date: 06/30/2011 13:59

GC Column: RXI-5SILMS ID: 0.45(mm) Calib End Date: 06/30/2011 16:13

Lab File ID: 0630111.D Conc. Units: ng/uL

ANALYTE	CURVE TYPE	AVE RRF	RRF	MIN RRF	CALC AMOUNT	SPIKE AMOUNT	%D	MAX %D
1,4-Dioxane	Ave	0.5365	0.5074		9.46	10.0	-5.4	30.0
N-Nitrosodimethylamine	Ave	0.9178	0.8937		9.74	10.0	-2.6	30.0
Pyridine	Ave	1.413	1.425		10.1	10.0	0.8	30.0
Ethyl methacrylate	Ave	1.166	1.125		9.65	10.0	-3.5	30.0
3-Chloropropionitrile	Ave	0.7738	0.7641		9.87	10.0	-1.3	30.0
Malononitrile	Ave	1.612	1.630		10.1	10.0	1.1	30.0
Benzaldehyde	Ave	1.074	0.9429	0.0100	8.78	10.0	-12.2	30.0
Phenol	Ave	1.725	1.745	0.8000	10.1	10.0	1.2	30.0
Aniline	Ave	2.279	2.386		10.5	10.0	4.7	30.0
Bis(2-chloroethyl)ether	Ave	1.425	1.367	0.7000	9.60	10.0	-4.0	30.0
2-Chlorophenol	Ave	1.378	1.412	0.8000	10.2	10.0	2.5	30.0
1,3-Dichlorobenzene	Ave	1.446	1.446		10.0	10.0	-0.0	30.0
1,4-Dichlorobenzene	Ave	1.498	1.487		9.93	10.0	-0.7	30.0
Benzyl alcohol	Ave	0.8694	0.9433		10.9	10.0	8.5	30.0
1,2-Dichlorobenzene	Ave	1.361	1.366		10.0	10.0	0.4	30.0
2-Methylphenol	Ave	1.319	1.332	0.7000	10.1	10.0	1.0	30.0
2,2'-oxybis[1-chloropropane]	Ave	1.811	1.773		9.79	10.0	-2.1	30.0
3 & 4 Methylphenol	Ave	1.350	1.405		10.4	10.0	4.0	30.0
N-Nitrosodi-n-propylamine	Ave	0.9824	1.000	0.5000	10.2	10.0	1.8	30.0
Acetophenone	Ave	1.807	1.838	0.0100	10.2	10.0	1.7	30.0
Hexachloroethane	Ave	0.5311	0.5297	0.3000	9.97	10.0	-0.3	30.0
Nitrobenzene	Ave	0.3583	0.3542	0.2000	9.89	10.0	-1.1	30.0
Isophorone	Ave	0.7013	0.7025	0.4000	10.0	10.0	0.2	30.0
2,4-Dimethylphenol	Ave	0.3206	0.3326	0.2000	10.4	10.0	3.7	30.0
2,4-Toluene diamine	Ave	0.1656	0.1697		10.2	10.0	2.4	30.0
2-Nitrophenol	Ave	0.1610	0.1674	0.1000	10.4	10.0	4.0	30.0
1,3,5-Trichlorobenzene	Ave	0.2657	0.2653		9.99	10.0	-0.1	30.0
Bis(2-chloroethoxy)methane	Ave	0.3901	0.3890	0.3000	9.97	10.0	-0.3	30.0
Benzoic acid	Qua		0.2276		21.0	20.0	5.0	30.0
2,4-Dichlorophenol	Ave	0.2543	0.2714	0.2000	10.7	10.0	6.7	30.0
1,2,4-Trichlorobenzene	Ave	0.2665	0.2661		9.98	10.0	-0.2	30.0
Naphthalene	Ave	1.039	1.047	0.7000	10.1	10.0	0.8	30.0
4-Chloroaniline	Ave	0.4429	0.4531	0.0100	10.2	10.0	2.3	30.0
Hexachlorobutadiene	Ave	0.1150	0.1138	0.0100	9.90	10.0	-1.0	30.0
1,2,3-Trichlorobenzene	Ave	0.2486	0.2482		9.98	10.0	-0.2	30.0
Caprolactam	Ave	0.1175	0.1246	0.0100	10.6	10.0	6.1	30.0
4-Chloro-3-methylphenol	Ave	0.2907	0.3097	0.2000	10.7	10.0	6.5	30.0
2-Methylnaphthalene	Ave	0.5672	0.5669	0.4000	10.0	10.0	-0.0	30.0
1-Methylnaphthalene	Ave	0.6501	0.6397		9.84	10.0	-1.6	30.0
1,2,3,5-Tetrachlorobenzene	Ave	0.3965	0.3813		9.62	10.0	-3.8	30.0
Hexachlorocyclopentadiene	Ave	0.2222	0.2335	0.0500	10.5	10.0	5.1	30.0

FORM VII
GC/MS SEMI VOA CONTINUING CALIBRATION DATA

Lab Name: TestAmerica North Canton Job No.: 240-1112-1

SDG No.:

Lab Sample ID: ICV 240-6760/13 Calibration Date: 06/30/2011 16:29

Instrument ID: A4AG2 Calib Start Date: 06/30/2011 13:59

GC Column: RXI-5SILMS ID: 0.45(mm) Calib End Date: 06/30/2011 16:13

Lab File ID: 0630111.D Conc. Units: ng/uL

ANALYTE	CURVE TYPE	AVE RRF	RRF	MIN RRF	CALC AMOUNT	SPIKE AMOUNT	%D	MAX %D
2,4,6-Trichlorophenol	Ave	0.2738	0.2947	0.2000	10.8	10.0	7.6	30.0
2,4,5-Trichlorophenol	Ave	0.3123	0.3250	0.2000	10.4	10.0	4.1	30.0
1,1'-Biphenyl	Ave	1.389	1.309	0.0100	9.42	10.0	-5.8	30.0
1,2,3,4 -Tetrachlorobenzene	Ave	0.3721	0.3563		9.57	10.0	-4.3	30.0
2-Chloronaphthalene	Ave	1.082	1.061	0.8000	9.80	10.0	-2.0	30.0
2-Nitroaniline	Ave	0.3514	0.3505	0.0100	9.97	10.0	-0.3	30.0
Dimethyl phthalate	Ave	1.266	1.272	0.0100	10.0	10.0	0.5	30.0
2,6-Dinitrotoluene	Ave	0.2616	0.2735		10.5	10.0	4.6	30.0
1,2-Dinitrobenzene	Ave	0.1328	0.1414		10.6	10.0	6.5	30.0
Acenaphthylene	Ave	1.876	1.901	0.9000	10.1	10.0	1.3	30.0
3-Nitroaniline	Ave	0.3490	0.3656	0.0100	10.5	10.0	4.8	30.0
2,4-Dinitrophenol	Qua		0.1427	0.0100	19.8	20.0	-1.0	30.0
Acenaphthene	Ave	1.113	1.060	0.9000	9.52	10.0	-4.8	30.0
4-Nitrophenol	Qua		0.1404		10.4	10.0	4.0	30.0
2,4-Dinitrotoluene	Ave	0.3481	0.3741	0.2000	10.7	10.0	7.5	30.0
Dibenzofuran	Ave	1.555	1.550	0.8000	9.97	10.0	-0.3	30.0
2,3,5,6-Tetrachlorophenol	Ave	0.1876	0.2088		11.1	10.0	11.3	30.0
Diethyl phthalate	Ave	1.289	1.285	0.0100	9.97	10.0	-0.3	30.0
4-Chlorophenyl phenyl ether	Ave	0.5086	0.5147	0.4000	10.1	10.0	1.2	30.0
4-Nitroaniline	Ave	0.3624	0.3712	0.0100	10.2	10.0	2.4	30.0
Fluorene	Ave	1.277	1.236	0.9000	9.68	10.0	-3.2	30.0
4,6-Dinitro-2-methylphenol	Qua		0.1119	0.0100	10.4	10.0	4.0	30.0
N-Nitrosodiphenylamine	Ave	0.6253	0.6281	0.0100	10.0	10.0	0.4	30.0
Azobenzene	Ave	0.9330	0.9093		9.75	10.0	-2.5	30.0
4-Bromophenyl phenyl ether	Ave	0.1675	0.1649	0.1000	9.84	10.0	-1.6	30.0
Hexachlorobenzene	Ave	0.1671	0.1690	0.1000	10.1	10.0	1.1	30.0
Atrazine	Ave	0.1840	0.1896	0.0100	10.3	10.0	3.0	30.0
Pentachlorophenol	Qua		0.1117	0.0500	20.5	20.0	2.5	30.0
Phenanthrene	Ave	1.146	1.127	0.7000	9.83	10.0	-1.7	30.0
Anthracene	Ave	1.170	1.154	0.7000	9.86	10.0	-1.4	30.0
Carbazole	Ave	1.145	1.158	0.0100	10.1	10.0	1.1	30.0
Di-n-butyl phthalate	Ave	1.337	1.419	0.0100	10.6	10.0	6.1	30.0
Fluoranthene	Ave	1.088	1.084	0.6000	9.96	10.0	-0.4	30.0
Benzidine	Qua		0.8100		10.0	10.0	0.0	30.0
Pyrene	Ave	1.309	1.278	0.6000	9.77	10.0	-2.3	30.0
Butyl benzyl phthalate	Ave	0.7039	0.7184	0.0100	10.2	10.0	2.1	30.0
3,3'-Dimethoxybenzidine	Ave	0.2227	0.2211		9.93	10.0	-0.7	30.0
Bis(2-ethylhexyl) phthalate	Ave	0.9620	0.9749	0.0100	10.1	10.0	1.3	30.0
4,4'-Methylene bis(2-chloroaniline)	Ave	0.1991	0.2047		10.3	10.0	2.8	30.0
3,3'-Dichlorobenzidine	Ave	0.4104	0.4185	0.0100	10.2	10.0	2.0	30.0

FORM VII
GC/MS SEMI VOA CONTINUING CALIBRATION DATA

Lab Name: TestAmerica North Canton Job No.: 240-1112-1

SDG No.:

Lab Sample ID: ICV 240-6760/13 Calibration Date: 06/30/2011 16:29

Instrument ID: A4AG2 Calib Start Date: 06/30/2011 13:59

GC Column: RXI-5SILMS ID: 0.45(mm) Calib End Date: 06/30/2011 16:13

Lab File ID: 0630111.D Conc. Units: ng/uL

ANALYTE	CURVE TYPE	AVE RRF	RRF	MIN RRF	CALC AMOUNT	SPIKE AMOUNT	%D	MAX %D
Benzo[a]anthracene	Ave	1.123	1.118	0.8000	9.95	10.0	-0.5	30.0
Chrysene	Ave	1.082	1.053	0.7000	9.73	10.0	-2.7	30.0
Di-n-octyl phthalate	Ave	1.814	1.944	0.0100	10.7	10.0	7.2	30.0
Benzo[b]fluoranthene	Ave	1.224	1.286	0.7000	10.5	10.0	5.1	30.0
Benzo[k]fluoranthene	Ave	1.295	1.249	0.7000	9.65	10.0	-3.5	30.0
Benzo[a]pyrene	Ave	1.150	1.151	0.7000	10.0	10.0	0.0	30.0
Indeno[1,2,3-cd]pyrene	Ave	1.274	1.304	0.5000	10.2	10.0	2.3	30.0
Dibenzo(a,h)anthracene	Ave	1.070	1.115	0.4000	10.4	10.0	4.2	30.0
Benzo[g,h,i]perylene	Ave	1.021	1.050	0.5000	10.3	10.0	2.8	30.0
2-Fluorophenol (Surr)	Ave	1.252	1.237		9.88	10.0	-1.2	30.0
Phenol-d5 (Surr)	Ave	1.624	1.620		9.98	10.0	-0.2	30.0
Nitrobenzene-d5 (Surr)	Ave	0.3834	0.3808		9.93	10.0	-0.7	30.0
2-Fluorobiphenyl (Surr)	Ave	1.236	1.227		9.93	10.0	-0.7	30.0
2,4,6-Tribromophenol (Surr)	Ave	0.1001	0.1093		10.9	10.0	9.1	30.0
Terphenyl-d14 (Surr)	Ave	0.7050	0.6999		9.93	10.0	-0.7	30.0

FORM V

GC/MS SEMI VOA INSTRUMENT PERFORMANCE CHECK

DECAFLUOROTRIPHENYLPHOSPHINE (DFTPP)

Lab Name: TestAmerica North Canton Job No.: 240-1112-1

SDG No.:

Lab File ID: 0703101B.D DFTPP Injection Date: 07/03/2011

Instrument ID: A4AG2 DFTPP Injection Time: 09:09

Analysis Batch No.: 7002

M/E	ION ABUNDANCE CRITERIA	% RELATIVE ABUNDANCE	
51	30.0- 80.0% of mass 198	37.2	
68	Less than 2.0% of mass 69	0.7	(1.8)1
69	Mass 69 relative abundance	38.1	
70	Less than 2.0% of mass 69	0.2	(0.6)1
127	25.0 - 75.0% of mass 198	54.4	
197	Less than 1.0% of mass 198	0.3	
198	Base Peak, 100% relative abundance	100.0	
199	5.0 to 9.0% of mass 198	6.7	
275	10.0- 30.0% of mass 198	23.2	
365	Greater than 0.75% of mass 198	3.2	
441	Present, but less than mass 443	9.0	
442	40.0 - 110.0% of mass 198	62.2	
443	15.0 - 24.0% of mass 442	12.7	(20.5)2

1-Value is % mass 69 2-Value is % mass 442

THIS CHECK APPLIES TO THE FOLLOWING SAMPLES, MS, MSD, BLANKS AND STANDARDS:

CLIENT SAMPLE ID	LAB SAMPLE ID	LAB FILE ID	DATE ANALYZED	TIME ANALYZED
	CCV 240-7002/4	0703102.D	07/03/2011	09:26
	CCV 240-7002/5	0703103.D	07/03/2011	09:43
DR-SB-35-10	240-1112-20	0703135.D	07/03/2011	18:39
DR-SB-35-02	240-1112-19	0703136.D	07/03/2011	18:55
DR-SB-34-08	240-1112-18	0703137.D	07/03/2011	19:12

FORM VII
GC/MS SEMI VOA CONTINUING CALIBRATION DATA

Lab Name: TestAmerica North Canton Job No.: 240-1112-1

SDG No.:

Lab Sample ID: CCV 240-7002/4 Calibration Date: 07/03/2011 09:26

Instrument ID: A4AG2 Calib Start Date: 06/30/2011 13:59

GC Column: RXI-5SILMS ID: 0.45(mm) Calib End Date: 06/30/2011 16:13

Lab File ID: 0703102.D Conc. Units: ng/uL

ANALYTE	CURVE TYPE	AVE RRF	RRF	MIN RRF	CALC AMOUNT	SPIKE AMOUNT	%D	MAX %D
1,4-Dioxane	Ave	0.5365	0.5212		9.72	10.0	-2.8	20.0
N-Nitrosodimethylamine	Ave	0.9178	0.8807		9.60	10.0	-4.0	20.0
Pyridine	Ave	1.413	1.293		9.15	10.0	-8.5	20.0
Ethyl methacrylate	Ave	1.166	1.106		9.49	10.0	-5.1	20.0
3-Chloropropionitrile	Ave	0.7738	0.7208		9.31	10.0	-6.9	20.0
Malononitrile	Ave	1.612	1.496		9.28	10.0	-7.2	20.0
Benzaldehyde	Ave	1.074	0.7990	0.0100	7.44	10.0	-25.6*	20.0
Phenol	Ave	1.725	1.624	0.8000	9.41	10.0	-5.9	20.0
Aniline	Ave	2.279	1.983		8.70	10.0	-13.0	20.0
Bis(2-chloroethyl)ether	Ave	1.425	1.589	0.7000	11.2	10.0	11.6	20.0
2-Chlorophenol	Ave	1.378	1.383	0.8000	10.0	10.0	0.4	20.0
1,3-Dichlorobenzene	Ave	1.446	1.435		9.92	10.0	-0.8	20.0
1,4-Dichlorobenzene	Ave	1.498	1.490		9.95	10.0	-0.5	20.0
Benzyl alcohol	Ave	0.8694	0.8359		9.61	10.0	-3.9	20.0
1,2-Dichlorobenzene	Ave	1.361	1.369		10.1	10.0	0.6	20.0
2-Methylphenol	Ave	1.319	1.351	0.7000	10.2	10.0	2.4	20.0
2,2'-oxybis[1-chloropropane]	Ave	1.811	1.694		9.35	10.0	-6.5	20.0
3 & 4 Methylphenol	Ave	1.350	1.354		10.0	10.0	0.3	20.0
N-Nitrosodi-n-propylamine	Ave	0.9824	0.9635	0.5000	9.81	10.0	-1.9	20.0
Acetophenone	Ave	1.807	1.823	0.0100	10.1	10.0	0.9	20.0
Hexachloroethane	Ave	0.5311	0.5263	0.3000	9.91	10.0	-0.9	20.0
Nitrobenzene	Ave	0.3583	0.3521	0.2000	9.83	10.0	-1.7	20.0
Isophorone	Ave	0.7013	0.6873	0.4000	9.80	10.0	-2.0	20.0
2-Nitrophenol	Ave	0.1610	0.1825	0.1000	11.3	10.0	13.4	20.0
2,4-Dimethylphenol	Ave	0.3206	0.3508	0.2000	10.9	10.0	9.4	20.0
2,4-Toluene diamine	Ave	0.1656	0.1823		11.0	10.0	10.1	20.0
1,3,5-Trichlorobenzene	Ave	0.2657	0.2730		10.3	10.0	2.8	20.0
Bis(2-chloroethoxy)methane	Ave	0.3901	0.3869	0.3000	9.92	10.0	-0.8	20.0
Benzoic acid	Qua		0.1725		16.7	20.0	-16.5	20.0
2,4-Dichlorophenol	Ave	0.2543	0.2775	0.2000	10.9	10.0	9.1	20.0
1,2,4-Trichlorobenzene	Ave	0.2665	0.2726		10.2	10.0	2.3	20.0
Naphthalene	Ave	1.039	1.077	0.7000	10.4	10.0	3.7	20.0
4-Chloroaniline	Ave	0.4429	0.4543	0.0100	10.3	10.0	2.6	20.0
Hexachlorobutadiene	Ave	0.1150	0.1175	0.0100	10.2	10.0	2.2	20.0
1,2,3-Trichlorobenzene	Ave	0.2486	0.2538		10.2	10.0	2.1	20.0
Caprolactam	Ave	0.1175	0.1013	0.0100	8.62	10.0	-13.8	20.0
4-Chloro-3-methylphenol	Ave	0.2907	0.3083	0.2000	10.6	10.0	6.0	20.0
2-Methylnaphthalene	Ave	0.5672	0.5854	0.4000	10.3	10.0	3.2	20.0
1-Methylnaphthalene	Ave	0.6501	0.6708		10.3	10.0	3.2	20.0
1,2,3,5-Tetrachlorobenzene	Ave	0.3965	0.3990		10.1	10.0	0.6	20.0
Hexachlorocyclopentadiene	Ave	0.2222	0.2308	0.0500	10.4	10.0	3.9	20.0

FORM VII
GC/MS SEMI VOA CONTINUING CALIBRATION DATA

Lab Name: TestAmerica North Canton Job No.: 240-1112-1

SDG No.:

Lab Sample ID: CCV 240-7002/4 Calibration Date: 07/03/2011 09:26

Instrument ID: A4AG2 Calib Start Date: 06/30/2011 13:59

GC Column: RXI-5SILMS ID: 0.45(mm) Calib End Date: 06/30/2011 16:13

Lab File ID: 0703102.D Conc. Units: ng/uL

ANALYTE	CURVE TYPE	AVE RRF	RRF	MIN RRF	CALC AMOUNT	SPIKE AMOUNT	%D	MAX %D
2,4,6-Trichlorophenol	Ave	0.2738	0.3003	0.2000	11.0	10.0	9.7	20.0
2,4,5-Trichlorophenol	Ave	0.3123	0.3409	0.2000	10.9	10.0	9.2	20.0
1,1'-Biphenyl	Ave	1.389	1.423	0.0100	10.2	10.0	2.4	20.0
1,2,3,4 -Tetrachlorobenzene	Ave	0.3721	0.3783		10.2	10.0	1.7	20.0
2-Chloronaphthalene	Ave	1.082	1.091	0.8000	10.1	10.0	0.8	20.0
2-Nitroaniline	Ave	0.3514	0.3475	0.0100	9.89	10.0	-1.1	20.0
Dimethyl phthalate	Ave	1.266	1.258	0.0100	9.94	10.0	-0.6	20.0
2,6-Dinitrotoluene	Ave	0.2616	0.2719		10.4	10.0	4.0	20.0
1,2-Dinitrobenzene	Ave	0.1328	0.1423		10.7	10.0	7.2	20.0
Acenaphthylene	Ave	1.876	1.938	0.9000	10.3	10.0	3.3	20.0
3-Nitroaniline	Ave	0.3490	0.3585	0.0100	10.3	10.0	2.7	20.0
2,4-Dinitrophenol	Qua		0.1361	0.0100	18.9	20.0	-5.5	20.0
Acenaphthene	Ave	1.113	1.121	0.9000	10.1	10.0	0.7	20.0
4-Nitrophenol	Qua		0.1072		8.37	10.0	-16.3	20.0
2,4-Dinitrotoluene	Ave	0.3481	0.3695	0.2000	10.6	10.0	6.1	20.0
Dibenzofuran	Ave	1.555	1.557	0.8000	10.0	10.0	0.1	20.0
2,3,5,6-Tetrachlorophenol	Ave	0.1876	0.2163		11.5	10.0	15.3	20.0
Diethyl phthalate	Ave	1.289	1.275	0.0100	9.89	10.0	-1.1	20.0
4-Chlorophenyl phenyl ether	Ave	0.5086	0.5132	0.4000	10.1	10.0	0.9	20.0
4-Nitroaniline	Ave	0.3624	0.3638	0.0100	10.0	10.0	0.4	20.0
Fluorene	Ave	1.277	1.292	0.9000	10.1	10.0	1.2	20.0
4,6-Dinitro-2-methylphenol	Qua		0.1020	0.0100	9.60	10.0	-4.0	20.0
N-Nitrosodiphenylamine	Ave	0.6253	0.6358	0.0100	10.2	10.0	1.7	20.0
1,2-Diphenylhydrazine(as Azobenzene)	Ave	0.9330	0.9136		9.79	10.0	-2.1	20.0
Azobenzene	Ave	0.9330	0.9136		9.79	10.0	-2.1	20.0
4-Bromophenyl phenyl ether	Ave	0.1675	0.1688	0.1000	10.1	10.0	0.8	20.0
Hexachlorobenzene	Ave	0.1671	0.1695	0.1000	10.1	10.0	1.4	20.0
Atrazine	Ave	0.1840	0.1945	0.0100	10.6	10.0	5.7	20.0
Pentachlorophenol	Qua		0.1005	0.0500	18.6	20.0	-7.0	20.0
Phenanthrene	Ave	1.146	1.182	0.7000	10.3	10.0	3.1	20.0
Anthracene	Ave	1.170	1.215	0.7000	10.4	10.0	3.8	20.0
Carbazole	Ave	1.145	1.190	0.0100	10.4	10.0	3.9	20.0
Di-n-butyl phthalate	Ave	1.337	1.475	0.0100	11.0	10.0	10.4	20.0
Fluoranthene	Ave	1.088	1.105	0.6000	10.2	10.0	1.6	20.0
Benzidine	Qua		0.6345		7.97	10.0	-20.3	20.0
Pyrene	Ave	1.309	1.292	0.6000	9.87	10.0	-1.3	20.0
Butyl benzyl phthalate	Ave	0.7039	0.6913	0.0100	9.82	10.0	-1.8	20.0
3,3'-Dimethoxybenzidine	Ave	0.2227	0.2180		9.79	10.0	-2.1	20.0
Bis(2-ethylhexyl) phthalate	Ave	0.9620	0.9866	0.0100	10.3	10.0	2.6	20.0
4,4'-Methylene bis(2-chloroaniline)	Ave	0.1991	0.2021		10.1	10.0	1.5	20.0

FORM VII
GC/MS SEMI VOA CONTINUING CALIBRATION DATA

Lab Name: TestAmerica North Canton Job No.: 240-1112-1

SDG No.:

Lab Sample ID: CCV 240-7002/4 Calibration Date: 07/03/2011 09:26

Instrument ID: A4AG2 Calib Start Date: 06/30/2011 13:59

GC Column: RXI-5SILMS ID: 0.45(mm) Calib End Date: 06/30/2011 16:13

Lab File ID: 0703102.D Conc. Units: ng/uL

ANALYTE	CURVE TYPE	AVE RRF	RRF	MIN RRF	CALC AMOUNT	SPIKE AMOUNT	%D	MAX %D
3,3'-Dichlorobenzidine	Ave	0.4104	0.4112	0.0100	10.0	10.0	0.2	20.0
Benzo[a]anthracene	Ave	1.123	1.102	0.8000	9.81	10.0	-1.9	20.0
Chrysene	Ave	1.082	1.071	0.7000	9.89	10.0	-1.1	20.0
Di-n-octyl phthalate	Ave	1.814	1.946	0.0100	10.7	10.0	7.3	20.0
Benzo[b]fluoranthene	Ave	1.224	1.280	0.7000	10.5	10.0	4.6	20.0
Benzo[k]fluoranthene	Ave	1.295	1.274	0.7000	9.84	10.0	-1.6	20.0
Benzo[a]pyrene	Ave	1.150	1.146	0.7000	9.96	10.0	-0.4	20.0
Dibenzo(a,h)anthracene	Ave	1.070	1.092	0.4000	10.2	10.0	2.1	20.0
Indeno[1,2,3-cd]pyrene	Ave	1.274	1.285	0.5000	10.1	10.0	0.9	20.0
Benzo[g,h,i]perylene	Ave	1.021	1.044	0.5000	10.2	10.0	2.2	20.0
2-Fluorophenol (Surr)	Ave	1.252	1.221		9.75	10.0	-2.5	20.0
Phenol-d5 (Surr)	Ave	1.624	1.595		9.82	10.0	-1.8	20.0
Nitrobenzene-d5 (Surr)	Ave	0.3834	0.3786		9.87	10.0	-1.3	20.0
2-Fluorobiphenyl (Surr)	Ave	1.236	1.255		10.2	10.0	1.5	20.0
2,4,6-Tribromophenol (Surr)	Ave	0.1001	0.1141		11.4	10.0	13.9	20.0
Terphenyl-d14 (Surr)	Ave	0.7050	0.6958		9.87	10.0	-1.3	20.0

FORM V
GC/MS SEMI VOA INSTRUMENT PERFORMANCE CHECK
DECAFLUOROTRIPHENYLPHOSPHINE (DFTPP)

Lab Name: TestAmerica North Canton Job No.: 240-1112-1

SDG No.:

Lab File ID: 0706101B.D DFTPP Injection Date: 07/06/2011

Instrument ID: A4AG2 DFTPP Injection Time: 09:27

Analysis Batch No.: 7237

M/E	ION ABUNDANCE CRITERIA	% RELATIVE ABUNDANCE	
51	30.0- 80.0% of mass 198	31.6	
68	Less than 2.0% of mass 69	0.4	(1.2)1
69	Mass 69 relative abundance	33.4	
70	Less than 2.0% of mass 69	0.3	(0.8)1
127	25.0 - 75.0% of mass 198	50.2	
197	Less than 1.0% of mass 198	0.1	
198	Base Peak, 100% relative abundance	100.0	
199	5.0 to 9.0% of mass 198	6.7	
275	10.0- 30.0% of mass 198	25.3	
365	Greater than 0.75% of mass 198	3.6	
441	Present, but less than mass 443	10.6	
442	40.0 - 110.0% of mass 198	73.6	
443	15.0 - 24.0% of mass 442	14.9	(20.2)2

1-Value is % mass 69 2-Value is % mass 442

THIS CHECK APPLIES TO THE FOLLOWING SAMPLES, MS, MSD, BLANKS AND STANDARDS:

CLIENT SAMPLE ID	LAB SAMPLE ID	LAB FILE ID	DATE ANALYZED	TIME ANALYZED
	CCV 240-7237/4	0706102.D	07/06/2011	09:44
	CCV 240-7237/5	0706103.D	07/06/2011	10:01
DR-SB-33-12	240-1112-16	0706122.D	07/06/2011	15:18
DR-SB-34-02	240-1112-17	0706123.D	07/06/2011	15:35
DR-SB-34-02 MS	240-1112-17 MS	0706124.D	07/06/2011	15:52
DR-SB-34-02 MSD	240-1112-17 MSD	0706125.D	07/06/2011	16:08
DR-SB-33-02	240-1112-15	0706126.D	07/06/2011	16:25

FORM VII
GC/MS SEMI VOA CONTINUING CALIBRATION DATA

Lab Name: TestAmerica North Canton Job No.: 240-1112-1

SDG No.:

Lab Sample ID: CCV 240-7237/4 Calibration Date: 07/06/2011 09:44

Instrument ID: A4AG2 Calib Start Date: 06/30/2011 13:59

GC Column: RXI-5SILMS ID: 0.45(mm) Calib End Date: 06/30/2011 16:13

Lab File ID: 0706102.D Conc. Units: ng/uL

ANALYTE	CURVE TYPE	AVE RRF	RRF	MIN RRF	CALC AMOUNT	SPIKE AMOUNT	%D	MAX %D
1,4-Dioxane	Ave	0.5365	0.7197		13.4	10.0	34.2*	20.0
N-Nitrosodimethylamine	Ave	0.9178	0.7675		8.36	10.0	-16.4	20.0
Pyridine	Ave	1.413	1.255		8.88	10.0	-11.2	20.0
Ethyl methacrylate	Ave	1.166	0.9754		8.37	10.0	-16.3	20.0
3-Chloropropionitrile	Ave	0.7738	0.6359		8.22	10.0	-17.8	20.0
Malononitrile	Ave	1.612	1.378		8.55	10.0	-14.5	20.0
Benzaldehyde	Ave	1.074	0.8610	0.0100	8.02	10.0	-19.8	20.0
Phenol	Ave	1.725	1.564	0.8000	9.07	10.0	-9.3	20.0
Aniline	Ave	2.279	1.974		8.66	10.0	-13.4	20.0
Bis(2-chloroethyl)ether	Ave	1.425	1.358	0.7000	9.53	10.0	-4.7	20.0
2-Chlorophenol	Ave	1.378	1.364	0.8000	9.90	10.0	-1.0	20.0
1,3-Dichlorobenzene	Ave	1.446	1.443		9.98	10.0	-0.2	20.0
1,4-Dichlorobenzene	Ave	1.498	1.488		9.93	10.0	-0.7	20.0
Benzyl alcohol	Ave	0.8694	0.7363		8.47	10.0	-15.3	20.0
1,2-Dichlorobenzene	Ave	1.361	1.367		10.0	10.0	0.4	20.0
2-Methylphenol	Ave	1.319	1.339	0.7000	10.1	10.0	1.5	20.0
2,2'-oxybis[1-chloropropane]	Ave	1.811	1.460		8.06	10.0	-19.4	20.0
3 & 4 Methylphenol	Ave	1.350	1.319		9.77	10.0	-2.3	20.0
N-Nitrosodi-n-propylamine	Ave	0.9824	0.8644	0.5000	8.80	10.0	-12.0	20.0
Acetophenone	Ave	1.807	1.705	0.0100	9.43	10.0	-5.7	20.0
Hexachloroethane	Ave	0.5311	0.5158	0.3000	9.71	10.0	-2.9	20.0
Nitrobenzene	Ave	0.3583	0.3308	0.2000	9.23	10.0	-7.7	20.0
Isophorone	Ave	0.7013	0.6388	0.4000	9.11	10.0	-8.9	20.0
2-Nitrophenol	Ave	0.1610	0.1903	0.1000	11.8	10.0	18.2	20.0
1,3,5-Trichlorobenzene	Ave	0.2657	0.2760		10.4	10.0	3.9	20.0
2,4-Dimethylphenol	Ave	0.3206	0.3326	0.2000	10.4	10.0	3.8	20.0
2,4-Toluene diamine	Ave	0.1656	0.1743		10.5	10.0	5.2	20.0
Bis(2-chloroethoxy)methane	Ave	0.3901	0.3709	0.3000	9.51	10.0	-4.9	20.0
Benzoic acid	Qua		0.1398		14.0	20.0	-30.0*	20.0
2,4-Dichlorophenol	Ave	0.2543	0.2802	0.2000	11.0	10.0	10.2	20.0
1,2,4-Trichlorobenzene	Ave	0.2665	0.2832		10.6	10.0	6.2	20.0
Naphthalene	Ave	1.039	1.045	0.7000	10.1	10.0	0.6	20.0
4-Chloroaniline	Ave	0.4429	0.4416	0.0100	9.97	10.0	-0.3	20.0
Hexachlorobutadiene	Ave	0.1150	0.1310	0.0100	11.4	10.0	13.9	20.0
1,2,3-Trichlorobenzene	Ave	0.2486	0.2665		10.7	10.0	7.2	20.0
Caprolactam	Ave	0.1175	0.1160	0.0100	9.88	10.0	-1.2	20.0
4-Chloro-3-methylphenol	Ave	0.2907	0.3016	0.2000	10.4	10.0	3.8	20.0
2-Methylnaphthalene	Ave	0.5672	0.5884	0.4000	10.4	10.0	3.7	20.0
1-Methylnaphthalene	Ave	0.6501	0.6606		10.2	10.0	1.6	20.0
1,2,3,5-Tetrachlorobenzene	Ave	0.3965	0.4264		10.8	10.0	7.5	20.0
Hexachlorocyclopentadiene	Ave	0.2222	0.2611	0.0500	11.8	10.0	17.5	20.0

FORM VII
GC/MS SEMI VOA CONTINUING CALIBRATION DATA

Lab Name: TestAmerica North Canton Job No.: 240-1112-1

SDG No.:

Lab Sample ID: CCV 240-7237/4 Calibration Date: 07/06/2011 09:44

Instrument ID: A4AG2 Calib Start Date: 06/30/2011 13:59

GC Column: RXI-5SILMS ID: 0.45(mm) Calib End Date: 06/30/2011 16:13

Lab File ID: 0706102.D Conc. Units: ng/uL

ANALYTE	CURVE TYPE	AVE RRF	RRF	MIN RRF	CALC AMOUNT	SPIKE AMOUNT	%D	MAX %D
2,4,6-Trichlorophenol	Ave	0.2738	0.3175	0.2000	11.6	10.0	16.0	20.0
2,4,5-Trichlorophenol	Ave	0.3123	0.3690	0.2000	11.8	10.0	18.2	20.0
1,1'-Biphenyl	Ave	1.389	1.410	0.0100	10.1	10.0	1.5	20.0
1,2,3,4 -Tetrachlorobenzene	Ave	0.3721	0.4033		10.8	10.0	8.4	20.0
2-Chloronaphthalene	Ave	1.082	1.106	0.8000	10.2	10.0	2.2	20.0
2-Nitroaniline	Ave	0.3514	0.3245	0.0100	9.23	10.0	-7.7	20.0
Dimethyl phthalate	Ave	1.266	1.307	0.0100	10.3	10.0	3.3	20.0
2,6-Dinitrotoluene	Ave	0.2616	0.2904		11.1	10.0	11.0	20.0
1,2-Dinitrobenzene	Ave	0.1328	0.1535		11.6	10.0	15.6	20.0
Acenaphthylene	Ave	1.876	1.930	0.9000	10.3	10.0	2.8	20.0
3-Nitroaniline	Ave	0.3490	0.3622	0.0100	10.4	10.0	3.8	20.0
Acenaphthene	Ave	1.113	1.115	0.9000	10.0	10.0	0.2	20.0
2,4-Dinitrophenol	Qua		0.1799	0.0100	24.4	20.0	22.0*	20.0
4-Nitrophenol	Qua		0.1539		11.2	10.0	12.0	20.0
2,4-Dinitrotoluene	Ave	0.3481	0.3879	0.2000	11.1	10.0	11.4	20.0
Dibenzofuran	Ave	1.555	1.596	0.8000	10.3	10.0	2.6	20.0
2,3,5,6-Tetrachlorophenol	Ave	0.1876	0.2220		11.8	10.0	18.3	20.0
Diethyl phthalate	Ave	1.289	1.312	0.0100	10.2	10.0	1.8	20.0
4-Chlorophenyl phenyl ether	Ave	0.5086	0.5473	0.4000	10.8	10.0	7.6	20.0
Fluorene	Ave	1.277	1.317	0.9000	10.3	10.0	3.1	20.0
4-Nitroaniline	Ave	0.3624	0.3611	0.0100	9.96	10.0	-0.4	20.0
4,6-Dinitro-2-methylphenol	Qua		0.1216	0.0100	11.2	10.0	12.0	20.0
N-Nitrosodiphenylamine	Ave	0.6253	0.6299	0.0100	10.1	10.0	0.7	20.0
1,2-Diphenylhydrazine(as Azobenzene)	Ave	0.9330	0.7925		8.49	10.0	-15.1	20.0
Azobenzene	Ave	0.9330	0.7925		8.49	10.0	-15.1	20.0
4-Bromophenyl phenyl ether	Ave	0.1675	0.1765	0.1000	10.5	10.0	5.4	20.0
Hexachlorobenzene	Ave	0.1671	0.1811	0.1000	10.8	10.0	8.4	20.0
Atrazine	Ave	0.1840	0.1975	0.0100	10.7	10.0	7.3	20.0
Pentachlorophenol	Qua		0.1021	0.0500	18.8	20.0	-6.0	20.0
Phenanthrene	Ave	1.146	1.181	0.7000	10.3	10.0	3.0	20.0
Anthracene	Ave	1.170	1.204	0.7000	10.3	10.0	2.9	20.0
Carbazole	Ave	1.145	1.163	0.0100	10.2	10.0	1.5	20.0
Di-n-butyl phthalate	Ave	1.337	1.446	0.0100	10.8	10.0	8.2	20.0
Fluoranthene	Ave	1.088	1.134	0.6000	10.4	10.0	4.3	20.0
Benzidine	Qua		0.7754		9.63	10.0	-3.7	20.0
Pyrene	Ave	1.309	1.301	0.6000	9.94	10.0	-0.6	20.0
Butyl benzyl phthalate	Ave	0.7039	0.6720	0.0100	9.55	10.0	-4.5	20.0
3,3'-Dimethoxybenzidine	Ave	0.2227	0.2328		10.5	10.0	4.5	20.0
Bis(2-ethylhexyl) phthalate	Ave	0.9620	0.9533	0.0100	9.91	10.0	-0.9	20.0
4,4'-Methylene bis(2-chloroaniline)	Ave	0.1991	0.2181		11.0	10.0	9.5	20.0

FORM VII
GC/MS SEMI VOA CONTINUING CALIBRATION DATA

Lab Name: TestAmerica North Canton Job No.: 240-1112-1

SDG No.:

Lab Sample ID: CCV 240-7237/4 Calibration Date: 07/06/2011 09:44

Instrument ID: A4AG2 Calib Start Date: 06/30/2011 13:59

GC Column: RXI-5SILMS ID: 0.45(mm) Calib End Date: 06/30/2011 16:13

Lab File ID: 0706102.D Conc. Units: ng/uL

ANALYTE	CURVE TYPE	AVE RRF	RRF	MIN RRF	CALC AMOUNT	SPIKE AMOUNT	%D	MAX %D
3,3'-Dichlorobenzidine	Ave	0.4104	0.4359	0.0100	10.6	10.0	6.2	20.0
Benzo[a]anthracene	Ave	1.123	1.121	0.8000	9.98	10.0	-0.2	20.0
Chrysene	Ave	1.082	1.059	0.7000	9.78	10.0	-2.2	20.0
Di-n-octyl phthalate	Ave	1.814	1.855	0.0100	10.2	10.0	2.3	20.0
Benzo[b]fluoranthene	Ave	1.224	1.171	0.7000	9.57	10.0	-4.3	20.0
Benzo[k]fluoranthene	Ave	1.295	1.355	0.7000	10.5	10.0	4.6	20.0
Benzo[a]pyrene	Ave	1.150	1.150	0.7000	10.0	10.0	-0.0	20.0
Indeno[1,2,3-cd]pyrene	Ave	1.274	1.338	0.5000	10.5	10.0	5.0	20.0
Dibenzo(a,h)anthracene	Ave	1.070	1.133	0.4000	10.6	10.0	5.8	20.0
Benzo[g,h,i]perylene	Ave	1.021	1.085	0.5000	10.6	10.0	6.3	20.0
2-Fluorophenol (Surr)	Ave	1.252	1.207		9.64	10.0	-3.6	20.0
Phenol-d5 (Surr)	Ave	1.624	1.551		9.55	10.0	-4.5	20.0
Nitrobenzene-d5 (Surr)	Ave	0.3834	0.3391		8.84	10.0	-11.6	20.0
2-Fluorobiphenyl (Surr)	Ave	1.236	1.296		10.5	10.0	4.8	20.0
2,4,6-Tribromophenol (Surr)	Ave	0.1001	0.1240		12.4	10.0	23.9	20.0
Terphenyl-d14 (Surr)	Ave	0.7050	0.7250		10.3	10.0	2.8	20.0

FORM V
GC/MS SEMI VOA INSTRUMENT PERFORMANCE CHECK
DECAFLUOROTRIPHENYLPHOSPHINE (DFTPP)

Lab Name: TestAmerica North Canton Job No.: 240-1112-1

SDG No.:

Lab File ID: 0711101B.D DFTPP Injection Date: 07/11/2011

Instrument ID: A4AG2 DFTPP Injection Time: 16:55

Analysis Batch No.: 7975

M/E	ION ABUNDANCE CRITERIA	% RELATIVE ABUNDANCE	
51	30.0- 80.0% of mass 198	31.7	
68	Less than 2.0% of mass 69	0.0	(0.0)1
69	Mass 69 relative abundance	33.7	
70	Less than 2.0% of mass 69	0.1	(0.3)1
127	25.0 - 75.0% of mass 198	48.1	
197	Less than 1.0% of mass 198	0.0	
198	Base Peak, 100% relative abundance	100.0	
199	5.0 to 9.0% of mass 198	6.7	
275	10.0- 30.0% of mass 198	26.4	
365	Greater than 0.75% of mass 198	3.6	
441	Present, but less than mass 443	10.7	
442	40.0 - 110.0% of mass 198	74.9	
443	15.0 - 24.0% of mass 442	14.9	(19.8)2

1-Value is % mass 69 2-Value is % mass 442

THIS CHECK APPLIES TO THE FOLLOWING SAMPLES, MS, MSD, BLANKS AND STANDARDS:

CLIENT SAMPLE ID	LAB SAMPLE ID	LAB FILE ID	DATE ANALYZED	TIME ANALYZED
	STD9 240-7975/4	0711102.D	07/11/2011	17:12
	STD8 240-7975/5	0711103.D	07/11/2011	17:29
	STD7 240-7975/6	0711104.D	07/11/2011	17:46
	STD6 240-7975/7	0711105.D	07/11/2011	18:02
	STD5 240-7975/8	0711106.D	07/11/2011	18:19
	STD4 240-7975/9	0711107.D	07/11/2011	18:36
	STD3 240-7975/10	0711108.D	07/11/2011	18:53
	STD2 240-7975/11	0711109.D	07/11/2011	19:10
	STD1 240-7975/12	0711110.D	07/11/2011	19:27
	ICV 240-7975/13	0711111.D	07/11/2011	19:44
	MB 240-5977/23-A	0711123.D	07/11/2011	23:06

FORM VI
GC/MS SEMI VOA INITIAL CALIBRATION DATA
INTERNAL STANDARD CURVE EVALUTION

Lab Name: TestAmerica North Canton Job No.: 240-1112-1 Analy Batch No.: 7975

SDG No.:

Instrument ID: A4AG2 GC Column: RXI-5SILMS ID: 0.45(mm) Heated Purge: (Y/N) N

Calibration Start Date: 07/11/2011 17:12 Calibration End Date: 07/11/2011 19:27 Calibration ID: 2265

Calibration Files:

LEVEL:	LAB SAMPLE ID:	LAB FILE ID:
Level 1	STD1 240-7975/12	0711110.D
Level 2	STD2 240-7975/11	0711109.D
Level 3	STD3 240-7975/10	0711108.D
Level 4	STD4 240-7975/9	0711107.D
Level 5	STD5 240-7975/8	0711106.D
Level 6	STD6 240-7975/7	0711105.D
Level 7	STD7 240-7975/6	0711104.D
Level 8	STD8 240-7975/5	0711103.D
Level 9	STD9 240-7975/4	0711102.D

ANALYTE	RRF					CURVE TYPE	COEFFICIENT			#	MIN RRF	%RSD	#	MAX %RSD	R^2 OR COD	#	MIN R^2 OR COD
	LVL 1 LVL 6	LVL 2 LVL 7	LVL 3 LVL 8	LVL 4 LVL 9	LVL 5		B	M1	M2								
1,4-Dioxane	0.5025	0.5153 0.4759	0.5192 0.4361	0.5266 0.4896	0.4922	Ave		0.4947				5.9		20.0			
N-Nitrosodimethylamine	0.8212	0.8490 0.7829	0.8574 0.7501	0.8677 0.8182	0.7700	Ave		0.8146				5.3		20.0			
Pyridine	1.3615	1.3810 1.2778	1.3731 1.2615	1.3797 1.3626	1.3068	Ave		1.3380				3.6		20.0			
Ethyl methacrylate	1.0505	1.1489 0.9696	1.1331 0.9377	1.1253 0.9972	1.0275	Ave		1.0487				7.6		20.0			
3-Chloropropionitrile	0.6771	0.7339 0.6308	0.7206 0.6352	0.7426 0.6823	0.6588	Ave		0.6851				6.3		20.0			
Malononitrile	1.4529	1.5089 1.3117	1.5259 1.3205	1.5503 1.3434	1.3797	Ave		1.4242				6.8		20.0			
Benzaldehyde	0.7425	1.1316 0.7006	1.1336 0.6004	1.1066 0.3159	0.9820	Ave		0.8391			0.0100	36.0 *		20.0			
Phenol	1.6159	1.6079 1.5634	1.6693 1.5388	1.6803 1.5975	1.5907	Ave		1.6080			0.8000	3.0		20.0			
Aniline	2.1244	2.1426 2.2116	2.1456 2.2903	2.2964 2.4492	2.1072	Ave		2.2209				5.3		20.0			
Bis(2-chloroethyl)ether	1.4848	1.4877 1.2769	1.5153 1.1675	1.3611 1.2281	1.3358	Ave		1.3572			0.7000	9.6		20.0			
2-Chlorophenol	1.3620	1.3989 1.3348	1.4059 1.2973	1.4259 1.3049	1.3620	Ave		1.3615			0.8000	3.5		20.0			
1,3-Dichlorobenzene	1.4273	1.4937 1.4013	1.4848 1.3575	1.5056 1.4048	1.4152	Ave		1.4363				3.7		20.0			
1,4-Dichlorobenzene	1.4768	1.5749 1.4455	1.5175 1.4034	1.5581 1.4487	1.4709	Ave		1.4870				4.0		20.0			

Note: The m1 coefficient is the same as Ave RRF for an Ave curve type.

FORM VI
GC/MS SEMI VOA INITIAL CALIBRATION DATA
INTERNAL STANDARD CURVE EVALUTION

Lab Name: TestAmerica North Canton Job No.: 240-1112-1 Analy Batch No.: 7975

SDG No.:

Instrument ID: A4AG2 GC Column: RXI-5SILMS ID: 0.45(mm) Heated Purge: (Y/N) N

Calibration Start Date: 07/11/2011 17:12 Calibration End Date: 07/11/2011 19:27 Calibration ID: 2265

ANALYTE	RRF					CURVE TYPE	COEFFICIENT			#	MIN RRF	%RSD	#	MAX %RSD	R^2 OR COD	#	MIN R^2 OR COD
	LVL 1 LVL 6	LVL 2 LVL 7	LVL 3 LVL 8	LVL 4 LVL 9	LVL 5		B	M1	M2								
Benzyl alcohol		0.7977	0.8178	0.8730	0.8449	Ave		0.8485				3.4		20.0			
	0.8718	0.8567	0.8472	0.8789													
1,2-Dichlorobenzene		1.3937	1.4108	1.4491	1.3439	Ave		1.3430				5.5		20.0			
	1.3362	1.3173	1.2549	1.2383													
2-Methylphenol		1.2720	1.2182	1.2887	1.2243	Ave		1.2289			0.7000	3.0		20.0			
	1.2368	1.2082	1.1747	1.2087													
2,2'-oxybis[1-chloropropane]		1.7062	1.7336	1.7329	1.6251	Ave		1.6078				7.1		20.0			
	1.5775	1.5773	1.4616	1.4483													
Benzoic acid		+++++	0.0932	0.1718	0.1971	Qua	-0.376	0.2407	0.0011						0.9990		0.9900
	0.2346	0.2632	0.2785	0.2831													
3 & 4 Methylphenol		1.2660	1.2891	1.3151	1.2756	Ave		1.2841				1.7		20.0			
	1.3061	1.3029	1.2550	1.2629													
N-Nitrosodi-n-propylamine		0.9984	1.0131	1.0148	0.9645	Ave		0.9434			0.5000	7.1		20.0			
	0.9250	0.9322	0.8562	0.8435													
Acetophenone		1.8164	1.8297	1.8676	1.7554	Ave		1.7505			0.0100	4.9		20.0			
	1.7248	1.7344	1.6352	1.6408													
Hexachloroethane		0.5323	0.5280	0.5412	0.5191	Ave		0.5182			0.3000	3.2		20.0			
	0.5176	0.5134	0.4875	0.5069													
Nitrobenzene		0.3662	0.3557	0.3691	0.3438	Ave		0.3478			0.2000	4.2		20.0			
	0.3404	0.3343	0.3281	0.3451													
Isophorone		0.6933	0.6886	0.7077	0.6829	Ave		0.6749			0.4000	3.5		20.0			
	0.6585	0.6663	0.6316	0.6702													
2,4-Dimethylphenol		0.3609	0.3594	0.3678	0.3509	Ave		0.3413			0.2000	6.8		20.0			
	0.3465	0.3219	0.3039	0.3191													
2-Nitrophenol		0.1874	0.1948	0.2064	0.1972	Ave		0.1899			0.1000	5.3		20.0			
	0.1923	0.1871	0.1755	0.1780													
1,3,5-Trichlorobenzene		0.3093	0.3026	0.3135	0.2920	Ave		0.2943				4.4		20.0			
	0.2896	0.2871	0.2776	0.2827													
Bis(2-chloroethoxy)methane		0.4053	0.4034	0.4092	0.3946	Ave		0.3861			0.3000	5.2		20.0			
	0.3728	0.3804	0.3541	0.3688													
2,4-Dichlorophenol		0.2549	0.2741	0.2908	0.2825	Ave		0.2803			0.2000	4.4		20.0			
	0.2843	0.2835	0.2772	0.2953													
1,2,4-Trichlorobenzene		0.2961	0.2959	0.3067	0.2921	Ave		0.2930				2.8		20.0			
	0.2883	0.2861	0.2805	0.2987													
Naphthalene	1.2871	1.1093	1.1110	1.1302	1.0631	Ave		1.0862			0.7000	8.3		20.0			
	1.0564	1.0243	0.9845	1.0095													
4-Chloroaniline		0.4543	0.4614	0.4941	0.4756	Ave		0.4467			0.0100	8.1		20.0			
	0.3950	0.4470	0.4546	0.3917													
Hexachlorobutadiene		0.1385	0.1375	0.1461	0.1380	Ave		0.1395			0.0100	2.5		20.0			
	0.1366	0.1407	0.1355	0.1427													

Note: The m1 coefficient is the same as Ave RRF for an Ave curve type.

FORM VI
GC/MS SEMI VOA INITIAL CALIBRATION DATA
INTERNAL STANDARD CURVE EVALUTION

Lab Name: TestAmerica North Canton Job No.: 240-1112-1 Analy Batch No.: 7975

SDG No.:

Instrument ID: A4AG2 GC Column: RXI-5SILMS ID: 0.45(mm) Heated Purge: (Y/N) N

Calibration Start Date: 07/11/2011 17:12 Calibration End Date: 07/11/2011 19:27 Calibration ID: 2265

ANALYTE	RRF					CURVE TYPE	COEFFICIENT			#	MIN RRF	%RSD	#	MAX %RSD	R^2 OR COD	#	MIN R^2 OR COD
	LVL 1 LVL 6	LVL 2 LVL 7	LVL 3 LVL 8	LVL 4 LVL 9	LVL 5		B	M1	M2								
1,2,3-Trichlorobenzene	0.2684	0.2828 0.2717	0.2816 0.2639	0.2891 0.2788	0.2742	Ave		0.2763				3.0		20.0			
Caprolactam	0.1211	0.1213 0.1259	0.1194 0.1231	0.1261 0.1277	0.1257	Ave		0.1238			0.0100	2.4		20.0			
4-Chloro-3-methylphenol	0.3027	0.2759 0.2999	0.2969 0.2874	0.3103 0.3045	0.3088	Ave		0.2983			0.2000	3.9		20.0			
2-Methylnaphthalene	0.7137 0.5778	0.6017 0.5833	0.6052 0.5475	0.6175 0.5749	0.5932	Ave		0.6016			0.4000	7.8		20.0			
2,4-Dinitrophenol	0.2251	+++++ 0.2208	0.1230 0.2131	0.1588 0.2285	0.1986	Ave		0.1954			0.0100	20.0		20.0			
1-Methylnaphthalene	0.8363 0.6532	0.7053 0.6567	0.6887 0.6175	0.7152 0.6395	0.6767	Ave		0.6877				9.3		20.0			
4-Nitrophenol	0.1642	+++++ 0.1627	0.1292 0.1634	0.1437 0.1704	0.1510	Ave		0.1549				9.4		20.0			
1,2,3,5-Tetrachlorobenzene	0.4513	0.4554 0.4321	0.4547 0.4216	0.4609 0.4371	0.4478	Ave		0.4451				3.0		20.0			
Hexachlorocyclopentadiene	0.3048	0.2537 0.2972	0.2654 0.2902	0.2883 0.3053	0.2833	Ave		0.2860			0.0500	6.4		20.0			
2,4,6-Trichlorophenol	0.3446	0.3059 0.3344	0.3154 0.3270	0.3368 0.3566	0.3270	Ave		0.3310			0.2000	4.8		20.0			
2,4,5-Trichlorophenol	0.3452	0.3348 0.3400	0.3277 0.3513	0.3413 0.3876	0.3429	Ave		0.3464			0.2000	5.2		20.0			
2,4-Toluene diamine	0.2205	0.3330 0.1646	0.3339 0.1421	0.3080 0.0931	0.2801	Qua	0.0595	0.2918	-0.008						0.9920		0.9900
1,1'-Biphenyl	1.7027 1.4223	1.5204 1.3337	1.5229 1.2217	1.5355 1.2799	1.4696	Ave		1.4454			0.0100	10.0		20.0			
1,2,3,4 -Tetrachlorobenzene	0.4299	0.4350 0.4107	0.4396 0.3934	0.4481 0.4116	0.4243	Ave		0.4241				4.2		20.0			
2-Chloronaphthalene	1.2062 1.0839	1.0933 1.0549	1.1294 1.0261	1.1466 1.0731	1.0742	Ave		1.0986			0.8000	4.9		20.0			
2-Nitroaniline	0.3357	0.3416 0.3331	0.3534 0.3223	0.3557 0.3390	0.3386	Ave		0.3399			0.0100	3.2		20.0			
4,6-Dinitro-2-methylphenol	0.1479	+++++ 0.1453	0.1029 0.1489	0.1257 0.1587	0.1333	Ave		0.1375			0.0100	14.0		20.0			
Dimethyl phthalate	1.2519	1.2717 1.2798	1.2658 1.2369	1.3010 1.2860	1.2846	Ave		1.2722			0.0100	1.6		20.0			
2,6-Dinitrotoluene	0.2908	0.2562 0.2956	0.2710 0.2858	0.2865 0.2999	0.2863	Ave		0.2840				5.0		20.0			
1,2-Dinitrobenzene	0.1519	0.1308 0.1537	0.1424 0.1528	0.1518 0.1577	0.1519	Ave		0.1491				5.7		20.0			

Note: The m1 coefficient is the same as Ave RRF for an Ave curve type.

FORM VI
GC/MS SEMI VOA INITIAL CALIBRATION DATA
INTERNAL STANDARD CURVE EVALUTION

Lab Name: TestAmerica North Canton Job No.: 240-1112-1 Analy Batch No.: 7975

SDG No.:

Instrument ID: A4AG2 GC Column: RXI-5SILMS ID: 0.45(mm) Heated Purge: (Y/N) N

Calibration Start Date: 07/11/2011 17:12 Calibration End Date: 07/11/2011 19:27 Calibration ID: 2265

ANALYTE	RRF					CURVE TYPE	COEFFICIENT			#	MIN RRF	%RSD	#	MAX %RSD	R^2 OR COD	#	MIN R^2 OR COD
	LVL 1 LVL 6	LVL 2 LVL 7	LVL 3 LVL 8	LVL 4 LVL 9	LVL 5		B	M1	M2								
Acenaphthylene	2.0301 1.8814	1.9103 1.8366	1.9338 1.7541	1.9547 1.8291	1.8773	Ave		1.8897			0.9000	4.2		20.0			
3-Nitroaniline	 0.3550	0.3223 0.3529	0.3522 0.3454	0.3602 0.3666	0.3496	Ave		0.3505			0.0100	3.7		20.0			
Acenaphthene	1.3771 1.1026	1.1796 1.0395	1.1960 0.9603	1.2062 0.9859	1.1444	Ave		1.1324			0.9000	11.0		20.0			
2,4-Dinitrotoluene	 0.3851	0.3402 0.3997	0.3732 0.3834	0.3927 0.3997	0.3928	Ave		0.3833			0.2000	5.1		20.0			
Dibenzofuran	1.8435 1.5559	1.6000 1.5646	1.6240 1.5037	1.6515 1.5579	1.5804	Ave		1.6091			0.8000	6.1		20.0			
2,3,5,6-Tetrachlorophenol	 0.2582	0.2091 0.2660	0.2115 0.2670	0.2393 0.2787	0.2431	Ave		0.2466				10.0		20.0			
Diethyl phthalate	 1.2587	1.3311 1.2941	1.3274 1.2159	1.3083 1.2636	1.3185	Ave		1.2897			0.0100	3.1		20.0			
4-Chlorophenyl phenyl ether	 0.5458	0.5523 0.5649	0.5623 0.5368	0.5661 0.5506	0.5599	Ave		0.5548			0.4000	1.9		20.0			
4-Nitroaniline	 0.3734	0.3542 0.3635	0.3799 0.3476	0.3873 0.3469	0.3815	Ave		0.3668			0.0100	4.4		20.0			
Fluorene	1.4956 1.2979	1.3625 1.2642	1.3558 1.1816	1.3779 1.2042	1.3328	Ave		1.3192			0.9000	7.3		20.0			
N-Nitrosodiphenylamine	 0.6055	0.6275 0.6043	0.6293 0.5842	0.6441 0.6103	0.6076	Ave		0.6141			0.0100	3.0		20.0			
1,2-Diphenylhydrazine(as Azobenzene)	 0.8011	0.8241 0.7783	0.8456 0.7365	0.8517 0.7661	0.8127	Ave		0.8020				5.0		20.0			
Azobenzene	 0.8011	0.8249 0.7779	0.8456 0.7365	0.8515 0.7661	0.8125	Ave		0.8020				5.0		20.0			
4-Bromophenyl phenyl ether	 0.1840	0.1804 0.1868	0.1849 0.1840	0.1873 0.1900	0.1827	Ave		0.1850			0.1000	1.6		20.0			
Hexachlorobenzene	0.2244 0.1870	0.1883 0.1917	0.1886 0.1920	0.1917 0.2016	0.1846	Ave		0.1944			0.1000	6.3		20.0			
Atrazine	 0.2079	0.2009 0.1969	0.2054 0.1719	0.2137 0.2026	0.2094	Ave		0.2011			0.0100	6.4		20.0			
Pentachlorophenol	 0.1415	0.0780 0.1518	0.0923 0.1496	0.1147 0.1537	0.1299	Qua	-0.112	0.1449	0.0002		0.0500				1.0000		0.9900
Phenanthrene	1.4086 1.1352	1.1888 1.1242	1.1829 1.0906	1.1958 1.1285	1.1383	Ave		1.1770			0.7000	7.9		20.0			
Anthracene	1.3209 1.1542	1.1469 1.1312	1.1775 1.0929	1.1983 1.1422	1.1503	Ave		1.1683			0.7000	5.5		20.0			
Carbazole	 1.1137	1.1509 1.0977	1.1656 1.0783	1.1737 1.1223	1.1207	Ave		1.1278			0.0100	2.9		20.0			

Note: The m1 coefficient is the same as Ave RRF for an Ave curve type.

FORM VI
GC/MS SEMI VOA INITIAL CALIBRATION DATA
INTERNAL STANDARD CURVE EVALUTION

Lab Name: TestAmerica North Canton Job No.: 240-1112-1 Analy Batch No.: 7975

SDG No.:

Instrument ID: A4AG2 GC Column: RXI-5SILMS ID: 0.45(mm) Heated Purge: (Y/N) N

Calibration Start Date: 07/11/2011 17:12 Calibration End Date: 07/11/2011 19:27 Calibration ID: 2265

ANALYTE	RRF					CURVE TYPE	COEFFICIENT			#	MIN RRF	%RSD	#	MAX %RSD	R^2 OR COD	#	MIN R^2 OR COD
	LVL 1 LVL 6	LVL 2 LVL 7	LVL 3 LVL 8	LVL 4 LVL 9	LVL 5		B	M1	M2								
Di-n-butyl phthalate	1.3422	1.3935 1.3709	1.3763 1.2231	1.4054 1.2438	1.3980	Ave		1.3442			0.0100	5.3		20.0			
Fluoranthene	1.3416 1.1201	1.1176 1.1100	1.1352 1.0636	1.1601 1.1171	1.1403	Ave		1.1451			0.6000	6.8		20.0			
Benzidine	0.7401	0.7768 0.7694	0.7849 0.7521	0.8249 0.7903	0.7870	Ave		0.7782				3.3		20.0			
Pyrene	1.3640 1.2296	1.2442 1.1886	1.2548 1.1621	1.2705 1.2182	1.2115	Ave		1.2382			0.6000	4.7		20.0			
Butyl benzyl phthalate	0.6084	0.5910 0.6201	0.5964 0.5787	0.6351 0.6118	0.6222	Ave		0.6080			0.0100	3.0		20.0			
3,3'-Dimethoxybenzidine	0.2908	0.2910 0.2730	0.2951 0.2504	0.3122 0.2809	0.2927	Ave		0.2858				6.4		20.0			
Bis(2-ethylhexyl) phthalate	0.8528	0.8555 0.8681	0.8596 0.7707	0.9119 0.7646	0.8987	Ave		0.8477			0.0100	6.3		20.0			
4,4'-Methylene bis(2-chloroaniline)	0.2138	0.1918 0.2215	0.2075 0.2135	0.2192 0.2262	0.2151	Ave		0.2136				4.9		20.0			
3,3'-Dichlorobenzidine	0.4261	0.4073 0.4379	0.4162 0.4272	0.4438 0.4585	0.4260	Ave		0.4304			0.0100	3.7		20.0			
Benzo[a]anthracene	1.2842 1.1673	1.0841 1.1153	1.0854 1.0794	1.1253 1.2064	1.0911	Ave		1.1376			0.8000	6.1		20.0			
Chrysene	1.2128 0.9977	1.0347 1.0172	1.0518 1.0392	1.0661 1.0764	1.0160	Ave		1.0569			0.7000	6.0		20.0			
Di-n-octyl phthalate	1.6470	1.5012 1.6861	1.5661 1.5654	1.6339 1.6330	1.6517	Ave		1.6106			0.0100	3.8		20.0			
Benzo[b]fluoranthene	1.3131 1.4410	1.2761 1.2558	1.3404 1.3959	1.2043 1.4641	1.1896	Ave		1.3200			0.7000	7.5		20.0			
Benzo[k]fluoranthene	1.4053 1.0548	1.1402 1.2283	1.0943 1.0743	1.2886 1.1363	1.2365	Ave		1.1843			0.7000	9.7		20.0			
Benzo[a]pyrene	1.2416 1.1244	1.0614 1.1273	1.0855 1.1213	1.1228 1.1787	1.0957	Ave		1.1288			0.7000	4.7		20.0			
Indeno[1,2,3-cd]pyrene	1.3058 1.3004	1.1956 1.3171	1.2266 1.3102	1.2656 1.3848	1.2589	Ave		1.2850			0.5000	4.3		20.0			
Dibenzo(a,h)anthracene	1.1011 1.1014	1.0108 1.1333	1.0341 1.1159	1.0665 1.1789	1.0707	Ave		1.0903			0.4000	4.7		20.0			
Benzo[g,h,i]perylene	1.1201 1.0635	0.9899 1.0751	0.9959 1.0609	1.0488 1.1324	1.0414	Ave		1.0587			0.5000	4.5		20.0			
2-Fluorophenol (Surr)	1.1957	1.2049 1.1603	1.2224 1.0978	1.2407 1.1910	1.1722	Ave		1.1856				3.7		20.0			
Phenol-d5 (Surr)	1.5475	1.5527 1.4879	1.6057 1.4652	1.6245 1.5342	1.5230	Ave		1.5426				3.5		20.0			

Note: The m1 coefficient is the same as Ave RRF for an Ave curve type.

FORM VI
GC/MS SEMI VOA INITIAL CALIBRATION DATA
INTERNAL STANDARD CURVE EVALUTION

Lab Name: TestAmerica North Canton Job No.: 240-1112-1 Analy Batch No.: 7975

SDG No.:

Instrument ID: A4AG2 GC Column: RXI-5SILMS ID: 0.45(mm) Heated Purge: (Y/N) N

Calibration Start Date: 07/11/2011 17:12 Calibration End Date: 07/11/2011 19:27 Calibration ID: 2265

ANALYTE	RRF					CURVE TYPE	COEFFICIENT			#	MIN RRF	%RSD	#	MAX %RSD	R^2 OR COD	#	MIN R^2 OR COD
	LVL 1 LVL 6	LVL 2 LVL 7	LVL 3 LVL 8	LVL 4 LVL 9	LVL 5		B	M1	M2								
Nitrobenzene-d5 (Surr)	0.4238 0.3656	0.3914 0.3617	0.3826 0.3547	0.3944 0.3672	0.3733	Ave		0.3794				5.6		20.0			
2-Fluorobiphenyl (Surr)	1.4518 1.2637	1.3035 1.2368	1.3167 1.1955	1.3234 1.2378	1.2606	Ave		1.2878				5.8		20.0			
2,4,6-Tribromophenol (Surr)	 0.1399	0.1154 0.1492	0.1208 0.1490	0.1335 0.1586	0.1360	Ave		0.1378				11.0		20.0			
Terphenyl-d14 (Surr)	0.7797 0.7006	0.6948 0.7091	0.6956 0.6867	0.7229 0.7358	0.6912	Ave		0.7129				4.2		20.0			

Note: The m1 coefficient is the same as Ave RRF for an Ave curve type.

FORM VII
GC/MS SEMI VOA CONTINUING CALIBRATION DATA

Lab Name: TestAmerica North Canton Job No.: 240-1112-1

SDG No.:

Lab Sample ID: ICV 240-7975/13 Calibration Date: 07/11/2011 19:44

Instrument ID: A4AG2 Calib Start Date: 07/11/2011 17:12

GC Column: RXI-5SILMS ID: 0.45(mm) Calib End Date: 07/11/2011 19:27

Lab File ID: 0711111.D Conc. Units: ng/uL

ANALYTE	CURVE TYPE	AVE RRF	RRF	MIN RRF	CALC AMOUNT	SPIKE AMOUNT	%D	MAX %D
1,4-Dioxane	Ave	0.4947	0.4543		9.18	10.0	-8.2	30.0
N-Nitrosodimethylamine	Ave	0.8146	0.7866		9.66	10.0	-3.4	30.0
Pyridine	Ave	1.338	1.283		9.59	10.0	-4.1	30.0
Ethyl methacrylate	Ave	1.049	1.002		9.56	10.0	-4.4	30.0
3-Chloropropionitrile	Ave	0.6851	0.6580		9.60	10.0	-4.0	30.0
Malononitrile	Ave	1.424	1.401		9.84	10.0	-1.6	30.0
Benzaldehyde	Ave	0.8391	0.7952	0.0100	9.48	10.0	-5.2	30.0
Phenol	Ave	1.608	1.604	0.8000	9.97	10.0	-0.3	30.0
Aniline	Ave	2.221	2.295		10.3	10.0	3.3	30.0
Bis(2-chloroethyl)ether	Ave	1.357	1.266	0.7000	9.33	10.0	-6.7	30.0
2-Chlorophenol	Ave	1.361	1.345	0.8000	9.88	10.0	-1.2	30.0
1,3-Dichlorobenzene	Ave	1.436	1.404		9.77	10.0	-2.3	30.0
1,4-Dichlorobenzene	Ave	1.487	1.449		9.74	10.0	-2.6	30.0
Benzyl alcohol	Ave	0.8485	0.8862		10.4	10.0	4.4	30.0
1,2-Dichlorobenzene	Ave	1.343	1.317		9.81	10.0	-1.9	30.0
2-Methylphenol	Ave	1.229	1.227	0.7000	9.98	10.0	-0.2	30.0
2,2'-oxybis[1-chloropropane]	Ave	1.608	1.574		9.79	10.0	-2.1	30.0
3 & 4 Methylphenol	Ave	1.284	1.317		10.3	10.0	2.6	30.0
N-Nitrosodi-n-propylamine	Ave	0.9434	0.9462	0.5000	10.0	10.0	0.3	30.0
Acetophenone	Ave	1.751	1.760	0.0100	10.1	10.0	0.5	30.0
Hexachloroethane	Ave	0.5182	0.5055	0.3000	9.75	10.0	-2.5	30.0
Nitrobenzene	Ave	0.3478	0.3417	0.2000	9.82	10.0	-1.8	30.0
Isophorone	Ave	0.6749	0.6787	0.4000	10.1	10.0	0.6	30.0
2,4-Dimethylphenol	Ave	0.3413	0.3318	0.2000	9.72	10.0	-2.8	30.0
2-Nitrophenol	Ave	0.1899	0.1896	0.1000	9.99	10.0	-0.1	30.0
1,3,5-Trichlorobenzene	Ave	0.2943	0.2876		9.77	10.0	-2.3	30.0
Bis(2-chloroethoxy)methane	Ave	0.3861	0.3804	0.3000	9.85	10.0	-1.5	30.0
Benzoic acid	Qua		0.2396		19.8	20.0	-1.0	30.0
2,4-Dichlorophenol	Ave	0.2803	0.2789	0.2000	9.95	10.0	-0.5	30.0
1,2,4-Trichlorobenzene	Ave	0.2930	0.2876		9.81	10.0	-1.9	30.0
Naphthalene	Ave	1.086	1.043	0.7000	9.60	10.0	-4.0	30.0
4-Chloroaniline	Ave	0.4467	0.4451	0.0100	9.96	10.0	-0.4	30.0
Hexachlorobutadiene	Ave	0.1395	0.1367	0.0100	9.80	10.0	-2.0	30.0
1,2,3-Trichlorobenzene	Ave	0.2763	0.2726		9.87	10.0	-1.3	30.0
Caprolactam	Ave	0.1238	0.1294	0.0100	10.5	10.0	4.5	30.0
4-Chloro-3-methylphenol	Ave	0.2983	0.3080	0.2000	10.3	10.0	3.3	30.0
2-Methylnaphthalene	Ave	0.6016	0.5913	0.4000	9.83	10.0	-1.7	30.0
1-Methylnaphthalene	Ave	0.6877	0.6664		9.69	10.0	-3.1	30.0
1,2,3,5-Tetrachlorobenzene	Ave	0.4451	0.4274		9.60	10.0	-4.0	30.0
Hexachlorocyclopentadiene	Ave	0.2860	0.2795	0.0500	9.77	10.0	-2.3	30.0
2,4,6-Trichlorophenol	Ave	0.3310	0.3350	0.2000	10.1	10.0	1.2	30.0

FORM VII
GC/MS SEMI VOA CONTINUING CALIBRATION DATA

Lab Name: TestAmerica North Canton Job No.: 240-1112-1

SDG No.:

Lab Sample ID: ICV 240-7975/13 Calibration Date: 07/11/2011 19:44

Instrument ID: A4AG2 Calib Start Date: 07/11/2011 17:12

GC Column: RXI-5SILMS ID: 0.45(mm) Calib End Date: 07/11/2011 19:27

Lab File ID: 0711111.D Conc. Units: ng/uL

ANALYTE	CURVE TYPE	AVE RRF	RRF	MIN RRF	CALC AMOUNT	SPIKE AMOUNT	%D	MAX %D
2,4,5-Trichlorophenol	Ave	0.3464	0.3487	0.2000	10.1	10.0	0.7	30.0
2,4-Toluene diamine	Qua		0.2092		9.37	10.0	-6.3	30.0
1,1'-Biphenyl	Ave	1.445	1.351	0.0100	9.35	10.0	-6.5	30.0
1,2,3,4 -Tetrachlorobenzene	Ave	0.4241	0.4058		9.57	10.0	-4.3	30.0
2-Chloronaphthalene	Ave	1.099	1.052	0.8000	9.57	10.0	-4.3	30.0
2-Nitroaniline	Ave	0.3399	0.3373	0.0100	9.92	10.0	-0.8	30.0
Dimethyl phthalate	Ave	1.272	1.262	0.0100	9.92	10.0	-0.8	30.0
2,6-Dinitrotoluene	Ave	0.2840	0.2908		10.2	10.0	2.4	30.0
1,2-Dinitrobenzene	Ave	0.1491	0.1518		10.2	10.0	1.8	30.0
Acenaphthylene	Ave	1.890	1.836	0.9000	9.72	10.0	-2.8	30.0
3-Nitroaniline	Ave	0.3505	0.3568	0.0100	10.2	10.0	1.8	30.0
2,4-Dinitrophenol	Ave	0.1954	0.2103	0.0100	21.5	20.0	7.6	30.0
Acenaphthene	Ave	1.132	1.073	0.9000	9.48	10.0	-5.2	30.0
4-Nitrophenol	Ave	0.1549	0.1691		10.9	10.0	9.1	30.0
2,4-Dinitrotoluene	Ave	0.3833	0.3869	0.2000	10.1	10.0	0.9	30.0
Dibenzofuran	Ave	1.609	1.571	0.8000	9.77	10.0	-2.3	30.0
2,3,5,6-Tetrachlorophenol	Ave	0.2466	0.2642		10.7	10.0	7.1	30.0
Diethyl phthalate	Ave	1.290	1.274	0.0100	9.88	10.0	-1.2	30.0
4-Chlorophenyl phenyl ether	Ave	0.5548	0.5529	0.4000	9.97	10.0	-0.3	30.0
4-Nitroaniline	Ave	0.3668	0.3679	0.0100	10.0	10.0	0.3	30.0
Fluorene	Ave	1.319	1.268	0.9000	9.61	10.0	-3.9	30.0
4,6-Dinitro-2-methylphenol	Ave	0.1375	0.1414	0.0100	10.3	10.0	2.8	30.0
N-Nitrosodiphenylamine	Ave	0.6141	0.6128	0.0100	9.98	10.0	-0.2	30.0
1,2-Diphenylhydrazine(as Azobenzene)	Ave	0.8020	0.7970		9.94	10.0	-0.6	30.0
Azobenzene	Ave	0.8020	0.7970		9.94	10.0	-0.6	30.0
4-Bromophenyl phenyl ether	Ave	0.1850	0.1851	0.1000	10.0	10.0	0.0	30.0
Hexachlorobenzene	Ave	0.1944	0.1880	0.1000	9.67	10.0	-3.3	30.0
Atrazine	Ave	0.2011	0.1983	0.0100	9.86	10.0	-1.4	30.0
Pentachlorophenol	Qua		0.1461	0.0500	20.3	20.0	1.5	30.0
Phenanthrene	Ave	1.177	1.133	0.7000	9.62	10.0	-3.8	30.0
Anthracene	Ave	1.168	1.155	0.7000	9.89	10.0	-1.1	30.0
Carbazole	Ave	1.128	1.118	0.0100	9.91	10.0	-0.9	30.0
Di-n-butyl phthalate	Ave	1.344	1.354	0.0100	10.1	10.0	0.7	30.0
Fluoranthene	Ave	1.145	1.122	0.6000	9.80	10.0	-2.0	30.0
Benzidine	Ave	0.7782	0.7557		9.71	10.0	-2.9	30.0
Pyrene	Ave	1.238	1.208	0.6000	9.75	10.0	-2.5	30.0
Butyl benzyl phthalate	Ave	0.6080	0.6083	0.0100	10.0	10.0	0.0	30.0
3,3'-Dimethoxybenzidine	Ave	0.2858	0.2681		9.38	10.0	-6.2	30.0
Bis(2-ethylhexyl) phthalate	Ave	0.8477	0.8460	0.0100	9.98	10.0	-0.2	30.0
4,4'-Methylene bis(2-chloroaniline)	Ave	0.2136	0.2152		10.1	10.0	0.8	30.0

FORM VII
GC/MS SEMI VOA CONTINUING CALIBRATION DATA

Lab Name: TestAmerica North Canton Job No.: 240-1112-1

SDG No.:

Lab Sample ID: ICV 240-7975/13 Calibration Date: 07/11/2011 19:44

Instrument ID: A4AG2 Calib Start Date: 07/11/2011 17:12

GC Column: RXI-5SILMS ID: 0.45(mm) Calib End Date: 07/11/2011 19:27

Lab File ID: 0711111.D Conc. Units: ng/uL

ANALYTE	CURVE TYPE	AVE RRF	RRF	MIN RRF	CALC AMOUNT	SPIKE AMOUNT	%D	MAX %D
3,3'-Dichlorobenzidine	Ave	0.4304	0.4256	0.0100	9.89	10.0	-1.1	30.0
Benzo[a]anthracene	Ave	1.138	1.094	0.8000	9.61	10.0	-3.9	30.0
Chrysene	Ave	1.057	1.045	0.7000	9.89	10.0	-1.1	30.0
Di-n-octyl phthalate	Ave	1.611	1.604	0.0100	9.96	10.0	-0.4	30.0
Benzo[b]fluoranthene	Ave	1.320	1.377	0.7000	10.4	10.0	4.3	30.0
Benzo[k]fluoranthene	Ave	1.184	1.083	0.7000	9.14	10.0	-8.6	30.0
Benzo[a]pyrene	Ave	1.129	1.127	0.7000	9.98	10.0	-0.2	30.0
Dibenzo(a,h)anthracene	Ave	1.090	1.094	0.4000	10.0	10.0	0.4	30.0
Indeno[1,2,3-cd]pyrene	Ave	1.285	1.292	0.5000	10.1	10.0	0.6	30.0
Benzo[g,h,i]perylene	Ave	1.059	1.056	0.5000	9.98	10.0	-0.2	30.0
2-Fluorophenol (Surr)	Ave	1.186	1.150		9.70	10.0	-3.0	30.0
Phenol-d5 (Surr)	Ave	1.543	1.509		9.78	10.0	-2.2	30.0
Nitrobenzene-d5 (Surr)	Ave	0.3794	0.3656		9.64	10.0	-3.6	30.0
2-Fluorobiphenyl (Surr)	Ave	1.288	1.238		9.62	10.0	-3.8	30.0
2,4,6-Tribromophenol (Surr)	Ave	0.1378	0.1425		10.3	10.0	3.4	30.0
Terphenyl-d14 (Surr)	Ave	0.7129	0.6981		9.79	10.0	-2.1	30.0

FORM V
GC/MS SEMI VOA INSTRUMENT PERFORMANCE CHECK
DECAFLUOROTRIPHENYLPHOSPHINE (DFTPP)

Lab Name: TestAmerica North Canton Job No.: 240-1112-1

SDG No.:

Lab File ID: 0712101B.D DFTPP Injection Date: 07/12/2011

Instrument ID: A4AG2 DFTPP Injection Time: 10:19

Analysis Batch No.: 8046

M/E	ION ABUNDANCE CRITERIA	% RELATIVE ABUNDANCE	
51	30.0- 80.0% of mass 198	33.2	
68	Less than 2.0% of mass 69	0.1	(0.3)1
69	Mass 69 relative abundance	35.2	
70	Less than 2.0% of mass 69	0.2	(0.7)1
127	25.0 - 75.0% of mass 198	49.7	
197	Less than 1.0% of mass 198	0.0	
198	Base Peak, 100% relative abundance	100.0	
199	5.0 to 9.0% of mass 198	6.7	
275	10.0- 30.0% of mass 198	25.0	
365	Greater than 0.75% of mass 198	3.5	
441	Present, but less than mass 443	9.9	
442	40.0 - 110.0% of mass 198	67.7	
443	15.0 - 24.0% of mass 442	14.0	(20.7)2

1-Value is % mass 69 2-Value is % mass 442

THIS CHECK APPLIES TO THE FOLLOWING SAMPLES, MS, MSD, BLANKS AND STANDARDS:

CLIENT SAMPLE ID	LAB SAMPLE ID	LAB FILE ID	DATE ANALYZED	TIME ANALYZED
	CCV 240-8046/4	0712102.D	07/12/2011	10:36
	CCV 240-8046/5	0712103.D	07/12/2011	10:53
	LCS 240-5977/24-A	0712106.D	07/12/2011	11:43

FORM VII
GC/MS SEMI VOA CONTINUING CALIBRATION DATA

Lab Name: TestAmerica North Canton Job No.: 240-1112-1

SDG No.:

Lab Sample ID: CCV 240-8046/4 Calibration Date: 07/12/2011 10:36

Instrument ID: A4AG2 Calib Start Date: 07/11/2011 17:12

GC Column: RXI-5SILMS ID: 0.45(mm) Calib End Date: 07/11/2011 19:27

Lab File ID: 0712102.D Conc. Units: ng/uL

ANALYTE	CURVE TYPE	AVE RRF	RRF	MIN RRF	CALC AMOUNT	SPIKE AMOUNT	%D	MAX %D
1,4-Dioxane	Ave	0.4947	0.4862		9.83	10.0	-1.7	20.0
N-Nitrosodimethylamine	Ave	0.8146	0.8039		9.87	10.0	-1.3	20.0
Pyridine	Ave	1.338	1.327		9.92	10.0	-0.8	20.0
Ethyl methacrylate	Ave	1.049	1.065		10.2	10.0	1.6	20.0
3-Chloropropionitrile	Ave	0.6851	0.6890		10.1	10.0	0.6	20.0
Malononitrile	Ave	1.424	1.456		10.2	10.0	2.2	20.0
Benzaldehyde	Ave	0.8391	0.7953	0.0100	9.48	10.0	-5.2	20.0
Phenol	Ave	1.608	1.616	0.8000	10.1	10.0	0.5	20.0
Aniline	Ave	2.221	2.196		9.89	10.0	-1.1	20.0
Bis(2-chloroethyl)ether	Ave	1.357	1.288	0.7000	9.49	10.0	-5.1	20.0
2-Chlorophenol	Ave	1.361	1.356	0.8000	9.96	10.0	-0.4	20.0
1,3-Dichlorobenzene	Ave	1.436	1.421		9.89	10.0	-1.1	20.0
1,4-Dichlorobenzene	Ave	1.487	1.467		9.86	10.0	-1.4	20.0
Benzyl alcohol	Ave	0.8485	0.8642		10.2	10.0	1.8	20.0
1,2-Dichlorobenzene	Ave	1.343	1.334		9.93	10.0	-0.7	20.0
2-Methylphenol	Ave	1.229	1.255	0.7000	10.2	10.0	2.1	20.0
2,2'-oxybis[1-chloropropane]	Ave	1.608	1.570		9.76	10.0	-2.4	20.0
3 & 4 Methylphenol	Ave	1.284	1.297		10.1	10.0	1.0	20.0
N-Nitrosodi-n-propylamine	Ave	0.9434	0.9194	0.5000	9.74	10.0	-2.6	20.0
Acetophenone	Ave	1.751	1.735	0.0100	9.91	10.0	-0.9	20.0
Hexachloroethane	Ave	0.5182	0.5080	0.3000	9.80	10.0	-2.0	20.0
Nitrobenzene	Ave	0.3478	0.3447	0.2000	9.91	10.0	-0.9	20.0
Isophorone	Ave	0.6749	0.6521	0.4000	9.66	10.0	-3.4	20.0
2,4-Dimethylphenol	Ave	0.3413	0.3379	0.2000	9.90	10.0	-1.0	20.0
2-Nitrophenol	Ave	0.1899	0.1901	0.1000	10.0	10.0	0.1	20.0
1,3,5-Trichlorobenzene	Ave	0.2943	0.2895		9.84	10.0	-1.6	20.0
Bis(2-chloroethoxy)methane	Ave	0.3861	0.3756	0.3000	9.73	10.0	-2.7	20.0
Benzoic acid	Qua		0.2509		20.6	20.0	3.0	20.0
2,4-Dichlorophenol	Ave	0.2803	0.2835	0.2000	10.1	10.0	1.1	20.0
1,2,4-Trichlorobenzene	Ave	0.2930	0.2868		9.79	10.0	-2.1	20.0
Naphthalene	Ave	1.086	1.041	0.7000	9.59	10.0	-4.1	20.0
4-Chloroaniline	Ave	0.4467	0.4487	0.0100	10.0	10.0	0.4	20.0
Hexachlorobutadiene	Ave	0.1395	0.1361	0.0100	9.76	10.0	-2.4	20.0
1,2,3-Trichlorobenzene	Ave	0.2763	0.2711		9.81	10.0	-1.9	20.0
Caprolactam	Ave	0.1238	0.1211	0.0100	9.78	10.0	-2.2	20.0
4-Chloro-3-methylphenol	Ave	0.2983	0.2996	0.2000	10.0	10.0	0.4	20.0
2-Methylnaphthalene	Ave	0.6016	0.5787	0.4000	9.62	10.0	-3.8	20.0
1-Methylnaphthalene	Ave	0.6877	0.6559		9.54	10.0	-4.6	20.0
1,2,3,5-Tetrachlorobenzene	Ave	0.4451	0.4453		10.0	10.0	0.0	20.0
Hexachlorocyclopentadiene	Ave	0.2860	0.2882	0.0500	10.1	10.0	0.8	20.0
2,4,6-Trichlorophenol	Ave	0.3310	0.3365	0.2000	10.2	10.0	1.7	20.0

FORM VII
GC/MS SEMI VOA CONTINUING CALIBRATION DATA

Lab Name: TestAmerica North Canton Job No.: 240-1112-1

SDG No.:

Lab Sample ID: CCV 240-8046/4 Calibration Date: 07/12/2011 10:36

Instrument ID: A4AG2 Calib Start Date: 07/11/2011 17:12

GC Column: RXI-5SILMS ID: 0.45(mm) Calib End Date: 07/11/2011 19:27

Lab File ID: 0712102.D Conc. Units: ng/uL

ANALYTE	CURVE TYPE	AVE RRF	RRF	MIN RRF	CALC AMOUNT	SPIKE AMOUNT	%D	MAX %D
2,4,5-Trichlorophenol	Ave	0.3464	0.3623	0.2000	10.5	10.0	4.6	20.0
2,4-Toluene diamine	Qua		0.2110		9.49	10.0	-5.1	20.0
1,1'-Biphenyl	Ave	1.445	1.408	0.0100	9.74	10.0	-2.6	20.0
1,2,3,4 -Tetrachlorobenzene	Ave	0.4241	0.4234		9.98	10.0	-0.2	20.0
2-Chloronaphthalene	Ave	1.099	1.087	0.8000	9.89	10.0	-1.1	20.0
2-Nitroaniline	Ave	0.3399	0.3361	0.0100	9.89	10.0	-1.1	20.0
Dimethyl phthalate	Ave	1.272	1.262	0.0100	9.92	10.0	-0.8	20.0
2,6-Dinitrotoluene	Ave	0.2840	0.2841		10.0	10.0	0.0	20.0
1,2-Dinitrobenzene	Ave	0.1491	0.1488		9.98	10.0	-0.2	20.0
Acenaphthylene	Ave	1.890	1.867	0.9000	9.88	10.0	-1.2	20.0
3-Nitroaniline	Ave	0.3505	0.3501	0.0100	9.99	10.0	-0.1	20.0
2,4-Dinitrophenol	Ave	0.1954	0.2131	0.0100	21.8	20.0	9.0	20.0
Acenaphthene	Ave	1.132	1.100	0.9000	9.71	10.0	-2.9	20.0
4-Nitrophenol	Ave	0.1549	0.1765		11.4	10.0	13.9	20.0
2,4-Dinitrotoluene	Ave	0.3833	0.3794	0.2000	9.90	10.0	-1.0	20.0
Dibenzofuran	Ave	1.609	1.567	0.8000	9.74	10.0	-2.6	20.0
2,3,5,6-Tetrachlorophenol	Ave	0.2466	0.2581		10.5	10.0	4.7	20.0
Diethyl phthalate	Ave	1.290	1.260	0.0100	9.77	10.0	-2.3	20.0
4-Chlorophenyl phenyl ether	Ave	0.5548	0.5511	0.4000	9.93	10.0	-0.7	20.0
4-Nitroaniline	Ave	0.3668	0.3690	0.0100	10.1	10.0	0.6	20.0
Fluorene	Ave	1.319	1.293	0.9000	9.80	10.0	-2.0	20.0
4,6-Dinitro-2-methylphenol	Ave	0.1375	0.1413	0.0100	10.3	10.0	2.7	20.0
N-Nitrosodiphenylamine	Ave	0.6141	0.6061	0.0100	9.87	10.0	-1.3	20.0
1,2-Diphenylhydrazine(as Azobenzene)	Ave	0.8020	0.8003		9.98	10.0	-0.2	20.0
Azobenzene	Ave	0.8020	0.8002		9.98	10.0	-0.2	20.0
4-Bromophenyl phenyl ether	Ave	0.1850	0.1798	0.1000	9.72	10.0	-2.8	20.0
Hexachlorobenzene	Ave	0.1944	0.1856	0.1000	9.55	10.0	-4.5	20.0
Atrazine	Ave	0.2011	0.2022	0.0100	10.1	10.0	0.5	20.0
Pentachlorophenol	Qua		0.1286	0.0500	18.0	20.0	-10.0	20.0
Phenanthrene	Ave	1.177	1.130	0.7000	9.60	10.0	-4.0	20.0
Anthracene	Ave	1.168	1.140	0.7000	9.76	10.0	-2.4	20.0
Carbazole	Ave	1.128	1.119	0.0100	9.92	10.0	-0.8	20.0
Di-n-butyl phthalate	Ave	1.344	1.329	0.0100	9.89	10.0	-1.1	20.0
Fluoranthene	Ave	1.145	1.113	0.6000	9.72	10.0	-2.8	20.0
Benzidine	Ave	0.7782	0.8108		10.4	10.0	4.2	20.0
Pyrene	Ave	1.238	1.234	0.6000	9.97	10.0	-0.3	20.0
Butyl benzyl phthalate	Ave	0.6080	0.6237	0.0100	10.3	10.0	2.6	20.0
3,3'-Dimethoxybenzidine	Ave	0.2858	0.2863		10.0	10.0	0.2	20.0
Bis(2-ethylhexyl) phthalate	Ave	0.8477	0.8741	0.0100	10.3	10.0	3.1	20.0
4,4'-Methylene bis(2-chloroaniline)	Ave	0.2136	0.2166		10.1	10.0	1.4	20.0

FORM VII
GC/MS SEMI VOA CONTINUING CALIBRATION DATA

Lab Name: TestAmerica North Canton Job No.: 240-1112-1

SDG No.:

Lab Sample ID: CCV 240-8046/4 Calibration Date: 07/12/2011 10:36

Instrument ID: A4AG2 Calib Start Date: 07/11/2011 17:12

GC Column: RXI-5SILMS ID: 0.45(mm) Calib End Date: 07/11/2011 19:27

Lab File ID: 0712102.D Conc. Units: ng/uL

ANALYTE	CURVE TYPE	AVE RRF	RRF	MIN RRF	CALC AMOUNT	SPIKE AMOUNT	%D	MAX %D
3,3'-Dichlorobenzidine	Ave	0.4304	0.4332	0.0100	10.1	10.0	0.6	20.0
Benzo[a]anthracene	Ave	1.138	1.111	0.8000	9.77	10.0	-2.3	20.0
Chrysene	Ave	1.057	1.023	0.7000	9.68	10.0	-3.2	20.0
Di-n-octyl phthalate	Ave	1.611	1.641	0.0100	10.2	10.0	1.9	20.0
Benzo[b]fluoranthene	Ave	1.320	1.343	0.7000	10.2	10.0	1.8	20.0
Benzo[k]fluoranthene	Ave	1.184	1.142	0.7000	9.64	10.0	-3.6	20.0
Benzo[a]pyrene	Ave	1.129	1.140	0.7000	10.1	10.0	1.0	20.0
Indeno[1,2,3-cd]pyrene	Ave	1.285	1.303	0.5000	10.1	10.0	1.4	20.0
Dibenzo(a,h)anthracene	Ave	1.090	1.110	0.4000	10.2	10.0	1.8	20.0
Benzo[g,h,i]perylene	Ave	1.059	1.064	0.5000	10.0	10.0	0.5	20.0
2-Fluorophenol (Surr)	Ave	1.186	1.184		9.99	10.0	-0.1	20.0
Phenol-d5 (Surr)	Ave	1.543	1.528		9.91	10.0	-0.9	20.0
Nitrobenzene-d5 (Surr)	Ave	0.3794	0.3708		9.77	10.0	-2.3	20.0
2-Fluorobiphenyl (Surr)	Ave	1.288	1.270		9.86	10.0	-1.4	20.0
2,4,6-Tribromophenol (Surr)	Ave	0.1378	0.1397		10.1	10.0	1.4	20.0
Terphenyl-d14 (Surr)	Ave	0.7129	0.7082		9.93	10.0	-0.7	20.0

FORM V
GC/MS SEMI VOA INSTRUMENT PERFORMANCE CHECK
DECAFLUOROTRIPHENYLPHOSPHINE (DFTPP)

Lab Name: TestAmerica North Canton Job No.: 240-1112-1

SDG No.:

Lab File ID: 0713101B.D DFTPP Injection Date: 07/13/2011

Instrument ID: A4AG2 DFTPP Injection Time: 10:53

Analysis Batch No.: 8217

M/E	ION ABUNDANCE CRITERIA	% RELATIVE ABUNDANCE	
51	30.0- 80.0% of mass 198	32.6	
68	Less than 2.0% of mass 69	0.2	(0.4)1
69	Mass 69 relative abundance	35.3	
70	Less than 2.0% of mass 69	0.2	(0.5)1
127	25.0 - 75.0% of mass 198	50.3	
197	Less than 1.0% of mass 198	0.0	
198	Base Peak, 100% relative abundance	100.0	
199	5.0 to 9.0% of mass 198	6.7	
275	10.0- 30.0% of mass 198	25.8	
365	Greater than 0.75% of mass 198	3.7	
441	Present, but less than mass 443	9.7	
442	40.0 - 110.0% of mass 198	67.9	
443	15.0 - 24.0% of mass 442	13.7	(20.3)2

1-Value is % mass 69 2-Value is % mass 442

THIS CHECK APPLIES TO THE FOLLOWING SAMPLES, MS, MSD, BLANKS AND STANDARDS:

CLIENT SAMPLE ID	LAB SAMPLE ID	LAB FILE ID	DATE ANALYZED	TIME ANALYZED
	CCV 240-8217/4	0713102.D	07/13/2011	11:10
	CCV 240-8217/5	0713103.D	07/13/2011	11:27
DR-SB-26-02	240-1112-1	0713132.D	07/13/2011	18:58
DR-SB-26-10	240-1112-2	0713133.D	07/13/2011	19:14

FORM VII
GC/MS SEMI VOA CONTINUING CALIBRATION DATA

Lab Name: TestAmerica North Canton Job No.: 240-1112-1

SDG No.:

Lab Sample ID: CCV 240-8217/4 Calibration Date: 07/13/2011 11:10

Instrument ID: A4AG2 Calib Start Date: 07/11/2011 17:12

GC Column: RXI-5SILMS ID: 0.45(mm) Calib End Date: 07/11/2011 19:27

Lab File ID: 0713102.D Conc. Units: ng/uL

ANALYTE	CURVE TYPE	AVE RRF	RRF	MIN RRF	CALC AMOUNT	SPIKE AMOUNT	%D	MAX %D
1,4-Dioxane	Ave	0.4947	0.4635		9.37	10.0	-6.3	20.0
N-Nitrosodimethylamine	Ave	0.8146	0.7624		9.36	10.0	-6.4	20.0
Pyridine	Ave	1.338	1.295		9.68	10.0	-3.2	20.0
Ethyl methacrylate	Ave	1.049	1.022		9.75	10.0	-2.5	20.0
3-Chloropropionitrile	Ave	0.6851	0.6774		9.89	10.0	-1.1	20.0
Malononitrile	Ave	1.424	1.410		9.90	10.0	-1.0	20.0
Benzaldehyde	Ave	0.8391	0.7323	0.0100	8.73	10.0	-12.7	20.0
Phenol	Ave	1.608	1.586	0.8000	9.86	10.0	-1.4	20.0
Aniline	Ave	2.221	2.047		9.22	10.0	-7.8	20.0
Bis(2-chloroethyl)ether	Ave	1.357	1.406	0.7000	10.4	10.0	3.6	20.0
2-Chlorophenol	Ave	1.361	1.335	0.8000	9.80	10.0	-2.0	20.0
1,3-Dichlorobenzene	Ave	1.436	1.401		9.76	10.0	-2.4	20.0
1,4-Dichlorobenzene	Ave	1.487	1.457		9.80	10.0	-2.0	20.0
Benzyl alcohol	Ave	0.8485	0.7636		9.00	10.0	-10.0	20.0
1,2-Dichlorobenzene	Ave	1.343	1.352		10.1	10.0	0.7	20.0
2-Methylphenol	Ave	1.229	1.185	0.7000	9.64	10.0	-3.6	20.0
2,2'-oxybis[1-chloropropane]	Ave	1.608	1.552		9.66	10.0	-3.4	20.0
3 & 4 Methylphenol	Ave	1.284	1.268		9.87	10.0	-1.3	20.0
N-Nitrosodi-n-propylamine	Ave	0.9434	0.9166	0.5000	9.72	10.0	-2.8	20.0
Acetophenone	Ave	1.751	1.725	0.0100	9.85	10.0	-1.5	20.0
Hexachloroethane	Ave	0.5182	0.5105	0.3000	9.85	10.0	-1.5	20.0
Nitrobenzene	Ave	0.3478	0.3487	0.2000	10.0	10.0	0.3	20.0
Isophorone	Ave	0.6749	0.6630	0.4000	9.82	10.0	-1.8	20.0
2,4-Dimethylphenol	Ave	0.3413	0.3400	0.2000	9.96	10.0	-0.4	20.0
2-Nitrophenol	Ave	0.1899	0.1895	0.1000	9.98	10.0	-0.2	20.0
1,3,5-Trichlorobenzene	Ave	0.2943	0.2862		9.73	10.0	-2.7	20.0
Bis(2-chloroethoxy)methane	Ave	0.3861	0.3750	0.3000	9.71	10.0	-2.9	20.0
Benzoic acid	Qua		0.2320		19.2	20.0	-4.0	20.0
2,4-Dichlorophenol	Ave	0.2803	0.2851	0.2000	10.2	10.0	1.7	20.0
1,2,4-Trichlorobenzene	Ave	0.2930	0.2874		9.81	10.0	-1.9	20.0
Naphthalene	Ave	1.086	1.033	0.7000	9.51	10.0	-4.9	20.0
4-Chloroaniline	Ave	0.4467	0.4595	0.0100	10.3	10.0	2.9	20.0
Hexachlorobutadiene	Ave	0.1395	0.1369	0.0100	9.81	10.0	-1.9	20.0
1,2,3-Trichlorobenzene	Ave	0.2763	0.2715		9.83	10.0	-1.7	20.0
Caprolactam	Ave	0.1238	0.1225	0.0100	9.90	10.0	-1.0	20.0
4-Chloro-3-methylphenol	Ave	0.2983	0.3107	0.2000	10.4	10.0	4.2	20.0
2-Methylnaphthalene	Ave	0.6016	0.5755	0.4000	9.57	10.0	-4.3	20.0
1-Methylnaphthalene	Ave	0.6877	0.6541		9.51	10.0	-4.9	20.0
1,2,3,5-Tetrachlorobenzene	Ave	0.4451	0.4348		9.77	10.0	-2.3	20.0
Hexachlorocyclopentadiene	Ave	0.2860	0.2847	0.0500	9.95	10.0	-0.5	20.0
2,4,6-Trichlorophenol	Ave	0.3310	0.3257	0.2000	9.84	10.0	-1.6	20.0

FORM VII
GC/MS SEMI VOA CONTINUING CALIBRATION DATA

Lab Name: TestAmerica North Canton Job No.: 240-1112-1

SDG No.:

Lab Sample ID: CCV 240-8217/4 Calibration Date: 07/13/2011 11:10

Instrument ID: A4AG2 Calib Start Date: 07/11/2011 17:12

GC Column: RXI-5SILMS ID: 0.45(mm) Calib End Date: 07/11/2011 19:27

Lab File ID: 0713102.D Conc. Units: ng/uL

ANALYTE	CURVE TYPE	AVE RRF	RRF	MIN RRF	CALC AMOUNT	SPIKE AMOUNT	%D	MAX %D
2,4,5-Trichlorophenol	Ave	0.3464	0.3649	0.2000	10.5	10.0	5.3	20.0
2,4-Toluene diamine	Qua		0.1529		6.03	10.0	-39.7*	20.0
1,1'-Biphenyl	Ave	1.445	1.370	0.0100	9.48	10.0	-5.2	20.0
1,2,3,4 -Tetrachlorobenzene	Ave	0.4241	0.4101		9.67	10.0	-3.3	20.0
2-Chloronaphthalene	Ave	1.099	1.073	0.8000	9.76	10.0	-2.4	20.0
2-Nitroaniline	Ave	0.3399	0.3407	0.0100	10.0	10.0	0.2	20.0
Dimethyl phthalate	Ave	1.272	1.249	0.0100	9.82	10.0	-1.8	20.0
2,6-Dinitrotoluene	Ave	0.2840	0.2887		10.2	10.0	1.6	20.0
1,2-Dinitrobenzene	Ave	0.1491	0.1516		10.2	10.0	1.7	20.0
Acenaphthylene	Ave	1.890	1.851	0.9000	9.80	10.0	-2.0	20.0
3-Nitroaniline	Ave	0.3505	0.3555	0.0100	10.1	10.0	1.4	20.0
2,4-Dinitrophenol	Ave	0.1954	0.2039	0.0100	20.9	20.0	4.4	20.0
Acenaphthene	Ave	1.132	1.078	0.9000	9.52	10.0	-4.8	20.0
4-Nitrophenol	Ave	0.1549	0.1744		11.3	10.0	12.6	20.0
2,4-Dinitrotoluene	Ave	0.3833	0.3862	0.2000	10.1	10.0	0.7	20.0
Dibenzofuran	Ave	1.609	1.562	0.8000	9.70	10.0	-3.0	20.0
2,3,5,6-Tetrachlorophenol	Ave	0.2466	0.2457		9.97	10.0	-0.3	20.0
Diethyl phthalate	Ave	1.290	1.256	0.0100	9.74	10.0	-2.6	20.0
4-Chlorophenyl phenyl ether	Ave	0.5548	0.5466	0.4000	9.85	10.0	-1.5	20.0
4-Nitroaniline	Ave	0.3668	0.3622	0.0100	9.87	10.0	-1.3	20.0
Fluorene	Ave	1.319	1.268	0.9000	9.61	10.0	-3.9	20.0
4,6-Dinitro-2-methylphenol	Ave	0.1375	0.1379	0.0100	10.0	10.0	0.3	20.0
N-Nitrosodiphenylamine	Ave	0.6141	0.6019	0.0100	9.80	10.0	-2.0	20.0
1,2-Diphenylhydrazine(as Azobenzene)	Ave	0.8020	0.8057		10.0	10.0	0.5	20.0
Azobenzene	Ave	0.8020	0.8057		10.0	10.0	0.5	20.0
4-Bromophenyl phenyl ether	Ave	0.1850	0.1820	0.1000	9.84	10.0	-1.6	20.0
Hexachlorobenzene	Ave	0.1944	0.1831	0.1000	9.42	10.0	-5.8	20.0
Atrazine	Ave	0.2011	0.2001	0.0100	9.95	10.0	-0.5	20.0
Pentachlorophenol	Qua		0.1325	0.0500	18.5	20.0	-7.5	20.0
Phenanthrene	Ave	1.177	1.133	0.7000	9.63	10.0	-3.7	20.0
Anthracene	Ave	1.168	1.165	0.7000	9.97	10.0	-0.3	20.0
Carbazole	Ave	1.128	1.107	0.0100	9.81	10.0	-1.9	20.0
Di-n-butyl phthalate	Ave	1.344	1.362	0.0100	10.1	10.0	1.3	20.0
Fluoranthene	Ave	1.145	1.108	0.6000	9.68	10.0	-3.2	20.0
Benzidine	Ave	0.7782	0.7846		10.1	10.0	0.8	20.0
Pyrene	Ave	1.238	1.231	0.6000	9.94	10.0	-0.6	20.0
Butyl benzyl phthalate	Ave	0.6080	0.6315	0.0100	10.4	10.0	3.9	20.0
3,3'-Dimethoxybenzidine	Ave	0.2858	0.2638		9.23	10.0	-7.7	20.0
Bis(2-ethylhexyl) phthalate	Ave	0.8477	0.8771	0.0100	10.3	10.0	3.5	20.0
4,4'-Methylene bis(2-chloroaniline)	Ave	0.2136	0.2149		10.1	10.0	0.6	20.0

FORM VII
GC/MS SEMI VOA CONTINUING CALIBRATION DATA

Lab Name: TestAmerica North Canton Job No.: 240-1112-1

SDG No.:

Lab Sample ID: CCV 240-8217/4 Calibration Date: 07/13/2011 11:10

Instrument ID: A4AG2 Calib Start Date: 07/11/2011 17:12

GC Column: RXI-5SILMS ID: 0.45(mm) Calib End Date: 07/11/2011 19:27

Lab File ID: 0713102.D Conc. Units: ng/uL

ANALYTE	CURVE TYPE	AVE RRF	RRF	MIN RRF	CALC AMOUNT	SPIKE AMOUNT	%D	MAX %D
3,3'-Dichlorobenzidine	Ave	0.4304	0.4275	0.0100	9.93	10.0	-0.7	20.0
Benzo[a]anthracene	Ave	1.138	1.091	0.8000	9.59	10.0	-4.1	20.0
Chrysene	Ave	1.057	1.031	0.7000	9.76	10.0	-2.4	20.0
Di-n-octyl phthalate	Ave	1.611	1.672	0.0100	10.4	10.0	3.8	20.0
Benzo[b]fluoranthene	Ave	1.320	1.278	0.7000	9.68	10.0	-3.2	20.0
Benzo[k]fluoranthene	Ave	1.184	1.177	0.7000	9.94	10.0	-0.6	20.0
Benzo[a]pyrene	Ave	1.129	1.109	0.7000	9.83	10.0	-1.7	20.0
Indeno[1,2,3-cd]pyrene	Ave	1.285	1.291	0.5000	10.0	10.0	0.5	20.0
Dibenzo(a,h)anthracene	Ave	1.090	1.094	0.4000	10.0	10.0	0.4	20.0
Benzo[g,h,i]perylene	Ave	1.059	1.058	0.5000	10.0	10.0	-0.0	20.0
2-Fluorophenol (Surr)	Ave	1.186	1.161		9.79	10.0	-2.1	20.0
Phenol-d5 (Surr)	Ave	1.543	1.524		9.88	10.0	-1.2	20.0
Nitrobenzene-d5 (Surr)	Ave	0.3794	0.3625		9.56	10.0	-4.4	20.0
2-Fluorobiphenyl (Surr)	Ave	1.288	1.237		9.60	10.0	-4.0	20.0
2,4,6-Tribromophenol (Surr)	Ave	0.1378	0.1369		9.93	10.0	-0.7	20.0
Terphenyl-d14 (Surr)	Ave	0.7129	0.6954		9.75	10.0	-2.5	20.0

FORM V
GC/MS SEMI VOA INSTRUMENT PERFORMANCE CHECK
DECAFLUOROTRIPHENYLPHOSPHINE (DFTPP)

Lab Name: TestAmerica North Canton Job No.: 240-1112-1

SDG No.:

Lab File ID: 9DF0710.D DFTPP Injection Date: 07/10/2011

Instrument ID: A4HP9 DFTPP Injection Time: 12:53

Analysis Batch No.: 7869

M/E	ION ABUNDANCE CRITERIA	% RELATIVE ABUNDANCE	
51	30.0- 80.0% of mass 198	47.5	
68	Less than 2.0% of mass 69	0.0	(0.0)1
69	Mass 69 relative abundance	76.4	
70	Less than 2.0% of mass 69	0.2	(0.3)1
127	25.0 - 75.0% of mass 198	57.8	
197	Less than 1.0% of mass 198	0.0	
198	Base Peak, 100% relative abundance	100.0	
199	5.0 to 9.0% of mass 198	6.6	
275	10.0- 30.0% of mass 198	25.5	
365	Greater than 0.75% of mass 198	3.5	
441	Present, but less than mass 443	12.6	
442	40.0 - 110.0% of mass 198	71.9	
443	15.0 - 24.0% of mass 442	13.4	(18.7)2

1-Value is % mass 69 2-Value is % mass 442

THIS CHECK APPLIES TO THE FOLLOWING SAMPLES, MS, MSD, BLANKS AND STANDARDS:

CLIENT SAMPLE ID	LAB SAMPLE ID	LAB FILE ID	DATE ANALYZED	TIME ANALYZED
	STD6 240-7869/10	9SMH0710.D	07/10/2011	13:15
	STD5 240-7869/2	9SMM0710.D	07/10/2011	13:34
	STD4 240-7869/3	9SM0710.D	07/10/2011	14:13
	STD3 240-7869/4	9SML0710.D	07/10/2011	14:32
	STD2 240-7869/5	9SL0710.D	07/10/2011	14:51
	STD1 240-7869/6	9SLL0710.D	07/10/2011	15:11
	STD7 240-7869/9	9SH0710.D	07/10/2011	15:30
	STD8 240-7869/8	9SHH0710.D	07/10/2011	15:49
	STD9 240-7869/7	9HHH0710.D	07/10/2011	16:08
	ICV 240-7869/11	9TCLICV.D	07/10/2011	16:27

FORM VI
GC/MS SEMI VOA INITIAL CALIBRATION DATA
INTERNAL STANDARD CURVE EVALUTION

Lab Name: TestAmerica North Canton Job No.: 240-1112-1 Analy Batch No.: 7869

SDG No.:

Instrument ID: A4HP9 GC Column: RXI-5SILMS ID: 0.45(mm) Heated Purge: (Y/N) N

Calibration Start Date: 07/10/2011 13:15 Calibration End Date: 07/10/2011 16:08 Calibration ID: 2236

Calibration Files:

LEVEL:	LAB SAMPLE ID:	LAB FILE ID:
Level 1	STD1 240-7869/6	9SLL0710.D
Level 2	STD2 240-7869/5	9SL0710.D
Level 3	STD3 240-7869/4	9SML0710.D
Level 4	STD4 240-7869/3	9SM0710.D
Level 5	STD5 240-7869/2	9SMM0710.D
Level 6	STD6 240-7869/10	9SMH0710.D
Level 7	STD7 240-7869/9	9SH0710.D
Level 8	STD8 240-7869/8	9SHH0710.D
Level 9	STD9 240-7869/7	9HHH0710.D

ANALYTE	RRF					CURVE TYPE	COEFFICIENT			#	MIN RRF	%RSD	#	MAX %RSD	R^2 OR COD	#	MIN R^2 OR COD
	LVL 1 LVL 6	LVL 2 LVL 7	LVL 3 LVL 8	LVL 4 LVL 9	LVL 5		B	M1	M2								
1,4-Dioxane	0.8009	0.9006 0.7706	0.8786 0.7235	0.8794 0.7796	0.8218	Ave		0.8194				7.6		20.0			
N-Nitrosodimethylamine	1.4917	1.5027 1.4717	1.6050 1.4418	1.6102 1.5222	1.5302	Ave		1.5219				3.9		20.0			
Pyridine	2.3264	1.8463 2.3640	2.2447 2.2302	2.2561 2.3534	2.3289	Ave		2.2437				7.5		20.0			
Ethyl methacrylate	2.1534	2.2851 2.1240	2.3095 2.0394	2.3223 2.1437	2.2351	Ave		2.2016				4.6		20.0			
3-Chloropropionitrile	0.8985	0.9280 0.9076	0.9355 0.8745	0.9494 0.9075	0.9243	Ave		0.9157				2.6		20.0			
Malononitrile	2.5083	2.5547 2.5596	2.7158 2.4535	2.7541 2.4817	2.6225	Ave		2.5813				4.2		20.0			
Benzaldehyde	1.4023	2.0942 1.3734	2.1138 1.2635	2.1127 1.1167	1.8440	Qua	0.6209	1.6653	-0.023		0.0100				0.9970		0.9900
Phenol	2.4337	2.5970 2.5289	2.6041 2.4418	2.6216 2.5092	2.5604	Ave		2.5371			0.8000	2.8		20.0			
Aniline	3.1185	2.8743 3.2441	3.1224 3.1167	3.2646 3.1975	3.1634	Ave		3.1377				3.8		20.0			
Bis(2-chloroethyl)ether	1.8910	2.2156 1.9989	2.2067 1.9101	2.1172 2.0419	2.0880	Ave		2.0587			0.7000	5.9		20.0			
2-Chlorophenol	1.4099	1.4383 1.4201	1.4946 1.3817	1.5507 1.4366	1.4652	Ave		1.4496			0.8000	3.7		20.0			
1,3-Dichlorobenzene	1.3618	1.4451 1.3679	1.4893 1.3423	1.4972 1.3940	1.4341	Ave		1.4165				4.2		20.0			
1,4-Dichlorobenzene	1.4113	1.5084 1.4298	1.5050 1.3857	1.5349 1.4617	1.4680	Ave		1.4631				3.5		20.0			

Note: The m1 coefficient is the same as Ave RRF for an Ave curve type.

FORM VI
GC/MS SEMI VOA INITIAL CALIBRATION DATA
INTERNAL STANDARD CURVE EVALUTION

Lab Name: TestAmerica North Canton Job No.: 240-1112-1 Analy Batch No.: 7869

SDG No.:

Instrument ID: A4HP9 GC Column: RXI-5SILMS ID: 0.45(mm) Heated Purge: (Y/N) N

Calibration Start Date: 07/10/2011 13:15 Calibration End Date: 07/10/2011 16:08 Calibration ID: 2236

ANALYTE	RRF					CURVE TYPE	COEFFICIENT			#	MIN RRF	%RSD	#	MAX %RSD	R^2 OR COD	#	MIN R^2 OR COD
	LVL 1 LVL 6	LVL 2 LVL 7	LVL 3 LVL 8	LVL 4 LVL 9	LVL 5		B	M1	M2								
Benzyl alcohol	1.1165	1.0970 1.1536	1.1679 1.0998	1.1405 1.1219	1.1703	Ave		1.1334				2.6		20.0			
1,2-Dichlorobenzene	1.2826	1.4589 1.3135	1.4013 1.2729	1.4214 1.3203	1.3505	Ave		1.3527				5.0		20.0			
2-Methylphenol	1.5724	1.6045 1.6382	1.6634 1.5411	1.6626 1.6109	1.6545	Ave		1.6184			0.7000	2.8		20.0			
2,2'-oxybis[1-chloropropane]	1.7423	1.9047 1.8437	1.9031 1.7353	1.9150 1.7752	1.8775	Ave		1.8371				4.1		20.0			
Benzoic acid	0.2751	+++++ 0.3113	0.1244 0.3269	0.1770 0.3273	0.2539	Qua	-0.477	0.2969	0.0009						0.9990		0.9900
3 & 4 Methylphenol	1.6606	1.5923 1.7289	1.7527 1.6374	1.7688 1.6945	1.7435	Ave		1.6974				3.7		20.0			
N-Nitrosodi-n-propylamine	1.7795	1.7672 1.8614	1.8569 1.7321	1.8868 1.7942	1.8617	Ave		1.8175			0.5000	3.1		20.0			
Acetophenone	2.3481	2.4640 2.4994	2.5010 2.3790	2.5127 2.4534	2.5229	Ave		2.4601			0.0100	2.6		20.0			
Hexachloroethane	0.6515	0.6632 0.6635	0.6916 0.6427	0.7091 0.6700	0.6645	Ave		0.6695			0.3000	3.2		20.0			
Nitrobenzene	0.6660	0.7374 0.6678	0.7147 0.6612	0.7130 0.6964	0.6770	Ave		0.6917			0.2000	4.0		20.0			
Isophorone	1.1681	1.1405 1.1925	1.1894 1.1763	1.2116 1.2377	1.1727	Ave		1.1861			0.4000	2.5		20.0			
2-Nitrophenol	0.1954	0.1883 0.1925	0.1971 0.1913	0.2078 0.2042	0.1991	Ave		0.1970			0.1000	3.4		20.0			
2,4-Dimethylphenol	0.4937	0.4704 0.4846	0.4997 0.4817	0.5240 0.5111	0.4935	Ave		0.4948			0.2000	3.4		20.0			
1,3,5-Trichlorobenzene	0.2967	0.3282 0.2896	0.3232 0.2984	0.3186 0.3241	0.3027	Ave		0.3102				4.8		20.0			
Bis(2-chloroethoxy)methane	0.5706	0.5918 0.5815	0.6111 0.5707	0.6179 0.5934	0.5995	Ave		0.5921			0.3000	2.9		20.0			
2,4-Dichlorophenol	0.2750	0.2555 0.2750	0.2645 0.2726	0.2826 0.2829	0.2773	Ave		0.2732			0.2000	3.4		20.0			
1,2,4-Trichlorobenzene	0.2948	0.3230 0.2906	0.3054 0.2883	0.3149 0.3056	0.2998	Ave		0.3028				3.9		20.0			
Naphthalene	1.2035 1.0856	1.1698 1.0606	1.1697 1.0829	1.1620 1.1592	1.1187	Ave		1.1347			0.7000	4.3		20.0			
4-Chloroaniline	0.4572	0.4477 0.4658	0.4566 0.4534	0.4512 0.4808	0.4724	Ave		0.4606			0.0100	2.5		20.0			
Hexachlorobutadiene	0.1729	0.1825 0.1753	0.1800 0.1748	0.1880 0.1884	0.1807	Ave		0.1803			0.0100	3.2		20.0			

Note: The m1 coefficient is the same as Ave RRF for an Ave curve type.

FORM VI
GC/MS SEMI VOA INITIAL CALIBRATION DATA
INTERNAL STANDARD CURVE EVALUTION

Lab Name: TestAmerica North Canton Job No.: 240-1112-1 Analy Batch No.: 7869

SDG No.:

Instrument ID: A4HP9 GC Column: RXI-5SILMS ID: 0.45(mm) Heated Purge: (Y/N) N

Calibration Start Date: 07/10/2011 13:15 Calibration End Date: 07/10/2011 16:08 Calibration ID: 2236

ANALYTE	RRF					CURVE TYPE	COEFFICIENT			#	MIN RRF	%RSD	#	MAX %RSD	R^2 OR COD	#	MIN R^2 OR COD
	LVL 1 LVL 6	LVL 2 LVL 7	LVL 3 LVL 8	LVL 4 LVL 9	LVL 5		B	M1	M2								
1,2,3-Trichlorobenzene	0.2738	0.3044 0.2713	0.2950 0.2687	0.2987 0.2858	0.2832	Ave		0.2851				4.7		20.0			
1,1'-Biphenyl	+++++ 1.4874	1.5743 1.5307	1.6186 1.5450	1.6088 1.6806	1.4729	Ave		1.5648			0.0100	4.5		20.0			
Caprolactam	0.1496	0.1091 0.1496	0.1354 0.1456	0.1452 0.1526	0.1484	Ave		0.1419			0.0100	10.0		20.0			
4-Chloro-3-methylphenol	0.4279	0.4209 0.4336	0.4389 0.4204	0.4473 0.4386	0.4312	Ave		0.4324			0.2000	2.1		20.0			
2-Methylnaphthalene	0.5680 0.5664	0.5976 0.5652	0.5975 0.5671	0.6103 0.5935	0.5824	Ave		0.5831			0.4000	2.9		20.0			
1-Methylnaphthalene	0.6875 0.6422	0.7172 0.6513	0.6907 0.6537	0.6913 0.6775	0.6545	Ave		0.6740				3.7		20.0			
1,2,3,5-Tetrachlorobenzene	0.5139	0.5277 0.5078	0.5310 0.5293	0.5517 0.5632	0.4960	Ave		0.5276				4.2		20.0			
Hexachlorocyclopentadiene	0.3805	0.3208 0.3740	0.3261 0.3929	0.3675 0.4167	0.3586	Ave		0.3671			0.0500	8.8		20.0			
2,4,6-Trichlorophenol	0.3665	0.2913 0.3558	0.3288 0.3423	0.3607 0.3654	0.3704	Ave		0.3476			0.2000	7.7		20.0			
Dibenzofuran	+++++ 1.6848	1.7603 1.6928	1.8012 1.6418	1.7766 1.7302	1.6509	Ave		1.7173			0.8000	3.4		20.0			
2,4,5-Trichlorophenol	0.3943	0.3771 0.3851	0.4334 0.3754	0.4141 0.3971	0.3776	Ave		0.3943			0.2000	5.2		20.0			
2,4-Toluene diamine	0.1802	0.2223	0.3034	0.2996	0.2280	Ave		0.2467				22.0		20.0			
1,2,3,4 -Tetrachlorobenzene	0.4828	0.5030 0.4845	0.5072 0.4998	0.5087 0.5380	0.4773	Ave		0.5002				3.9		20.0			
2-Chloronaphthalene	1.2353 1.0956	1.1445 1.0925	1.1385 1.0473	1.1791 1.1212	1.0779	Ave		1.1258			0.8000	5.0		20.0			
4,6-Dinitro-2-methylphenol	0.1511	+++++ 0.1483	0.1088 0.1517	0.1285 0.1603	0.1480	Ave		0.1424			0.0100	12.0		20.0			
2-Nitroaniline	0.6410	0.5752 0.6423	0.6521 0.6144	0.6788 0.6445	0.6174	Ave		0.6332			0.0100	4.9		20.0			
Dimethyl phthalate	1.3370	1.3848 1.3375	1.3890 1.3002	1.4159 1.3590	1.2969	Ave		1.3525			0.0100	3.2		20.0			
2,6-Dinitrotoluene	0.3050	0.2933 0.2992	0.2983 0.2851	0.2955 0.2997	0.2927	Ave		0.2961				2.0		20.0			
1,2-Dinitrobenzene	0.1626	0.1426 0.1575	0.1412 0.1567	0.1746 0.1610	0.1598	Ave		0.1570				6.9		20.0			
Acenaphthylene	1.9407 1.9570	1.9794 1.9449	1.9877 1.9107	2.0466 2.0303	1.9003	Ave		1.9664			0.9000	2.5		20.0			

Note: The m1 coefficient is the same as Ave RRF for an Ave curve type.

FORM VI
GC/MS SEMI VOA INITIAL CALIBRATION DATA
INTERNAL STANDARD CURVE EVALUTION

Lab Name: TestAmerica North Canton Job No.: 240-1112-1 Analy Batch No.: 7869

SDG No.:

Instrument ID: A4HP9 GC Column: RXI-5SILMS ID: 0.45(mm) Heated Purge: (Y/N) N

Calibration Start Date: 07/10/2011 13:15 Calibration End Date: 07/10/2011 16:08 Calibration ID: 2236

ANALYTE	RRF					CURVE TYPE	COEFFICIENT			#	MIN RRF	%RSD	#	MAX %RSD	R^2 OR COD	#	MIN R^2 OR COD
	LVL 1 LVL 6	LVL 2 LVL 7	LVL 3 LVL 8	LVL 4 LVL 9	LVL 5		B	M1	M2								
3-Nitroaniline		0.3512	0.3657	0.3732	0.3528	Ave		0.3587			0.0100	2.8		20.0			
	0.3662	0.3601	0.3421	0.3585													
2,4-Dinitrophenol		0.0635	0.1403	0.1989	0.2281	Qua	-0.150	0.2338	0.0008		0.0100				0.9990		0.9900
	0.2512	0.2521	0.2566	0.2735													
Acenaphthene	1.3605	1.2648	1.2801	1.2861	1.1773	Ave		1.2417			0.9000	5.4		20.0			
	1.1845	1.1688	1.1816	1.2714													
4-Nitrophenol		0.1650	0.2713	0.2971	0.3081	Ave		0.2848				18.0		20.0			
	0.3260	0.3235	0.3005	0.2867													
2,4-Dinitrotoluene		0.3662	0.4000	0.4150	0.3969	Ave		0.4006			0.2000	4.1		20.0			
	0.4063	0.4162	0.3928	0.4112													
2,3,5,6-Tetrachlorophenol		0.2530	0.2946	0.3095	0.3053	Ave		0.3085				8.4		20.0			
	0.3231	0.3258	0.3209	0.3360													
Diethyl phthalate		1.4926	1.5138	1.5485	1.4309	Ave		1.4840			0.0100	2.8		20.0			
	1.4690	1.4764	1.4283	1.5125													
4-Chlorophenyl phenyl ether		0.6803	0.6753	0.6771	0.6359	Ave		0.6507			0.4000	3.8		20.0			
	0.6315	0.6303	0.6175	0.6574													
4-Nitroaniline		0.3641	0.3841	0.3884	0.3797	Ave		0.3823			0.0100	2.5		20.0			
	0.3900	0.3887	0.3736	0.3900													
Fluorene	1.4020	1.3509	1.3849	1.3510	1.2736	Ave		1.3302			0.9000	3.6		20.0			
	1.2823	1.2956	1.2815	1.3496													
N-Nitrosodiphenylamine		0.6252	0.6151	0.6176	0.5731	Ave		0.5993			0.0100	3.9		20.0			
	0.5714	0.5789	0.5905	0.6228													
1,2-Diphenylhydrazine(as Azobenzene)		1.5736	1.4953	1.5958	1.5201	Ave		1.5179				4.0		20.0			
	1.5014	1.5175	1.4979	1.3963													
Azobenzene		1.5736	1.5345	1.6001	1.5206	Ave		1.5179				4.0		20.0			
	1.5026	1.5175	1.4979	1.3963													
4-Bromophenyl phenyl ether		0.2027	0.1969	0.2104	0.1953	Ave		0.2001			0.1000	3.2		20.0			
	0.2006	0.1916	0.1956	0.2076													
Hexachlorobenzene	0.2009	0.2023	0.2061	0.1968	0.1920	Ave		0.1965			0.1000	3.6		20.0			
	0.1906	0.1859	0.1903	0.2039													
Atrazine		0.1996	0.2030	0.2180	0.2056	Ave		0.1965			0.0100	7.8		20.0			
	0.2046	0.1850	0.1686	0.1874													
Pentachlorophenol		0.0843	0.0950	0.1211	0.1361	Qua	-0.082	0.1408	0.0004		0.0500				1.0000		0.9900
	0.1445	0.1476	0.1582	0.1583													
Phenanthrene	1.1061	1.1358	1.1150	1.1582	1.0713	Ave		1.1121			0.7000	3.4		20.0			
	1.0752	1.0756	1.0959	1.1756													
Anthracene	1.0736	1.1268	1.1502	1.1634	1.1081	Ave		1.1243			0.7000	3.5		20.0			
	1.0848	1.0948	1.1204	1.1967													
Carbazole		1.1082	1.1367	1.1497	1.0957	Ave		1.1126			0.0100	3.1		20.0			
	1.0829	1.0819	1.0790	1.1669													

Note: The m1 coefficient is the same as Ave RRF for an Ave curve type.

FORM VI
GC/MS SEMI VOA INITIAL CALIBRATION DATA
INTERNAL STANDARD CURVE EVALUTION

Lab Name: TestAmerica North Canton Job No.: 240-1112-1 Analy Batch No.: 7869

SDG No.:

Instrument ID: A4HP9 GC Column: RXI-5SILMS ID: 0.45(mm) Heated Purge: (Y/N) N

Calibration Start Date: 07/10/2011 13:15 Calibration End Date: 07/10/2011 16:08 Calibration ID: 2236

ANALYTE	RRF					CURVE TYPE	COEFFICIENT			#	MIN RRF	%RSD	#	MAX %RSD	R^2 OR COD	#	MIN R^2 OR COD
	LVL 1 LVL 6	LVL 2 LVL 7	LVL 3 LVL 8	LVL 4 LVL 9	LVL 5		B	M1	M2								
Di-n-butyl phthalate	1.4374	1.4159 1.4319	1.3915 1.4751	1.4597 1.4429	1.4252	Ave		1.4350			0.0100	1.8		20.0			
Fluoranthene	1.1724 1.1907	1.2079 1.1841	1.1952 1.2346	1.2525 1.3070	1.1743	Ave		1.2132			0.6000	3.6		20.0			
Benzidine	0.7176	0.5950 0.6775	0.6443 0.7087	0.6688 0.7473	0.7107	Ave		0.6838				7.0		20.0			
Pyrene	1.1878 1.2386	1.2100 1.2189	1.2768 1.2576	1.3056 1.3164	1.2139	Ave		1.2473			0.6000	3.6		20.0			
Butyl benzyl phthalate	0.6284	0.8267 0.6025	0.6137 0.6031	0.6307 0.6224	0.6084	Ave		0.6420			0.0100	12.0		20.0			
3,3'-Dimethoxybenzidine	0.2770	0.2392 0.2454	0.2589 0.2536	0.2814 0.2539	0.2833	Ave		0.2616				6.5		20.0			
Bis(2-ethylhexyl) phthalate	0.8933	0.8247 0.8615	0.8621 0.8750	0.9151 0.9113	0.8554	Ave		0.8748			0.0100	3.5		20.0			
4,4'-Methylene bis(2-chloroaniline)	0.2279	0.1964 0.2274	0.2233 0.2401	0.2377 0.2578	0.2304	Ave		0.2301				7.6		20.0			
3,3'-Dichlorobenzidine	0.4316	0.4001 0.4406	0.4278 0.4543	0.4497 0.4859	0.4447	Ave		0.4418			0.0100	5.6		20.0			
Benzo[a]anthracene	1.2711 1.1949	1.1529 1.1440	1.2121 1.1650	1.2449 1.2511	1.2010	Ave		1.2041			0.8000	3.7		20.0			
Chrysene	1.1622 1.1044	1.1203 1.0999	1.1482 1.1661	1.1520 1.1983	1.0910	Ave		1.1380			0.7000	3.2		20.0			
Di-n-octyl phthalate	1.6856	1.4849 1.7113	1.5965 1.7177	1.7040 1.8462	1.6664	Ave		1.6766			0.0100	6.2		20.0			
Benzo[b]fluoranthene	1.1240 1.3047	1.3217 1.2851	1.3987 1.3290	1.3440 1.4603	1.3539	Ave		1.3246			0.7000	6.9		20.0			
Benzo[k]fluoranthene	1.2483 1.2616	1.3192 1.2900	1.2764 1.2892	1.4242 1.3245	1.2281	Ave		1.2957			0.7000	4.4		20.0			
Benzo[a]pyrene	1.1240 1.1832	1.1426 1.1737	1.1997 1.1912	1.2099 1.2485	1.1664	Ave		1.1821			0.7000	3.1		20.0			
Indeno[1,2,3-cd]pyrene	1.1288 1.2920	1.1869 1.3060	1.2512 1.3102	1.3293 1.3883	1.2982	Ave		1.2768			0.5000	6.1		20.0			
Dibenzo(a,h)anthracene	0.8639 1.0745	0.9608 1.0810	1.0235 1.0979	1.1060 1.1611	1.0593	Ave		1.0476			0.4000	8.4		20.0			
Benzo[g,h,i]perylene	0.9941 1.0554	0.9358 1.0663	1.0506 1.0612	1.1085 1.1213	1.0649	Ave		1.0509			0.5000	5.4		20.0			
2-Fluorophenol (Surr)	1.5558	1.4932 1.5744	1.6599 1.4496	1.6395 1.5390	1.5871	Ave		1.5623				4.5		20.0			
Phenol-d5 (Surr)	2.1319	2.1968 2.2080	2.2448 2.1257	2.2899 2.1945	2.2295	Ave		2.2026				2.5		20.0			

Note: The m1 coefficient is the same as Ave RRF for an Ave curve type.

FORM VI
GC/MS SEMI VOA INITIAL CALIBRATION DATA
INTERNAL STANDARD CURVE EVALUTION

Lab Name: TestAmerica North Canton Job No.: 240-1112-1 Analy Batch No.: 7869

SDG No.:

Instrument ID: A4HP9 GC Column: RXI-5SILMS ID: 0.45(mm) Heated Purge: (Y/N) N

Calibration Start Date: 07/10/2011 13:15 Calibration End Date: 07/10/2011 16:08 Calibration ID: 2236

ANALYTE	RRF					CURVE TYPE	COEFFICIENT			#	MIN RRF	%RSD	#	MAX %RSD	R^2 OR COD	#	MIN R^2 OR COD
	LVL 1 LVL 6	LVL 2 LVL 7	LVL 3 LVL 8	LVL 4 LVL 9	LVL 5		B	M1	M2								
Nitrobenzene-d5 (Surr)	0.6293 0.6761	0.7018 0.6186	0.7076 0.6100	0.7284 0.6421	0.6899	Ave		0.6671				6.5		20.0			
2-Fluorobiphenyl (Surr)	1.4411 1.3233	1.3608 1.3261	1.3830 1.2797	1.4179 1.3672	1.2957	Ave		1.3550				4.0		20.0			
2,4,6-Tribromophenol (Surr)	 0.1604	0.1388 0.1588	0.1459 0.1526	0.1598 0.1654	0.1517	Ave		0.1542				5.6		20.0			
Terphenyl-d14 (Surr)	0.7212 0.7382	0.7270 0.7243	0.7440 0.7618	0.7542 0.8020	0.7267	Ave		0.7444				3.5		20.0			

Note: The m1 coefficient is the same as Ave RRF for an Ave curve type.

FORM VII
GC/MS SEMI VOA CONTINUING CALIBRATION DATA

Lab Name: TestAmerica North Canton Job No.: 240-1112-1

SDG No.:

Lab Sample ID: ICV 240-7869/11 Calibration Date: 07/10/2011 16:27

Instrument ID: A4HP9 Calib Start Date: 07/10/2011 13:15

GC Column: RXI-5SILMS ID: 0.45(mm) Calib End Date: 07/10/2011 16:08

Lab File ID: 9TCLICV.D Conc. Units: ng/uL

ANALYTE	CURVE TYPE	AVE RRF	RRF	MIN RRF	CALC AMOUNT	SPIKE AMOUNT	%D	MAX %D
1,4-Dioxane	Ave	0.8194	0.7750		9.46	10.0	-5.4	30.0
N-Nitrosodimethylamine	Ave	1.522	1.452		9.54	10.0	-4.6	30.0
Pyridine	Ave	2.244	2.281		10.2	10.0	1.7	30.0
Ethyl methacrylate	Ave	2.202	2.128		9.67	10.0	-3.3	30.0
3-Chloropropionitrile	Ave	0.9157	0.8917		9.74	10.0	-2.6	30.0
Malononitrile	Ave	2.581	2.556		9.90	10.0	-1.0	30.0
Benzaldehyde	Qua		1.703	0.0100	11.7	10.0	17.0	30.0
Phenol	Ave	2.537	2.445	0.8000	9.64	10.0	-3.6	30.0
Aniline	Ave	3.138	3.111		9.92	10.0	-0.8	30.0
Bis(2-chloroethyl)ether	Ave	2.059	1.932	0.7000	9.39	10.0	-6.1	30.0
2-Chlorophenol	Ave	1.450	1.420	0.8000	9.80	10.0	-2.0	30.0
1,3-Dichlorobenzene	Ave	1.416	1.378		9.73	10.0	-2.7	30.0
1,4-Dichlorobenzene	Ave	1.463	1.442		9.85	10.0	-1.5	30.0
Benzyl alcohol	Ave	1.133	1.070		9.44	10.0	-5.6	30.0
1,2-Dichlorobenzene	Ave	1.353	1.311		9.69	10.0	-3.1	30.0
2-Methylphenol	Ave	1.618	1.566	0.7000	9.68	10.0	-3.2	30.0
2,2'-oxybis[1-chloropropane]	Ave	1.837	1.751		9.53	10.0	-4.7	30.0
3 & 4 Methylphenol	Ave	1.697	1.647		9.70	10.0	-3.0	30.0
N-Nitrosodi-n-propylamine	Ave	1.817	1.762	0.5000	9.69	10.0	-3.1	30.0
Acetophenone	Ave	2.460	2.397	0.0100	9.74	10.0	-2.6	30.0
Hexachloroethane	Ave	0.6695	0.6445	0.3000	9.63	10.0	-3.7	30.0
Nitrobenzene	Ave	0.6917	0.6603	0.2000	9.55	10.0	-4.5	30.0
Isophorone	Ave	1.186	1.163	0.4000	9.80	10.0	-2.0	30.0
2-Nitrophenol	Ave	0.1970	0.1936	0.1000	9.83	10.0	-1.7	30.0
2,4-Dimethylphenol	Ave	0.4948	0.4711	0.2000	9.52	10.0	-4.8	30.0
1,3,5-Trichlorobenzene	Ave	0.3102	0.2928		9.44	10.0	-5.6	30.0
Bis(2-chloroethoxy)methane	Ave	0.5921	0.5728	0.3000	9.68	10.0	-3.2	30.0
Benzoic acid	Qua		0.2886		19.9	20.0	-0.5	30.0
2,4-Dichlorophenol	Ave	0.2732	0.2723	0.2000	9.97	10.0	-0.3	30.0
1,2,4-Trichlorobenzene	Ave	0.3028	0.2875		9.49	10.0	-5.1	30.0
Naphthalene	Ave	1.135	1.075	0.7000	9.48	10.0	-5.2	30.0
4-Chloroaniline	Ave	0.4606	0.4553	0.0100	9.88	10.0	-1.2	30.0
Hexachlorobutadiene	Ave	0.1803	0.1707	0.0100	9.47	10.0	-5.3	30.0
1,2,3-Trichlorobenzene	Ave	0.2851	0.2722		9.55	10.0	-4.5	30.0
Caprolactam	Ave	0.1419	0.1508	0.0100	10.6	10.0	6.2	30.0
4-Chloro-3-methylphenol	Ave	0.4324	0.4285	0.2000	9.91	10.0	-0.9	30.0
2-Methylnaphthalene	Ave	0.5831	0.5644	0.4000	9.68	10.0	-3.2	30.0
1-Methylnaphthalene	Ave	0.6740	0.6399		9.49	10.0	-5.1	30.0
1,2,3,5-Tetrachlorobenzene	Ave	0.5276	0.4924		9.33	10.0	-6.7	30.0
Hexachlorocyclopentadiene	Ave	0.3671	0.3591	0.0500	9.78	10.0	-2.2	30.0
2,4,6-Trichlorophenol	Ave	0.3476	0.3471	0.2000	9.99	10.0	-0.1	30.0

FORM VII
GC/MS SEMI VOA CONTINUING CALIBRATION DATA

Lab Name: TestAmerica North Canton Job No.: 240-1112-1

SDG No.:

Lab Sample ID: ICV 240-7869/11 Calibration Date: 07/10/2011 16:27

Instrument ID: A4HP9 Calib Start Date: 07/10/2011 13:15

GC Column: RXI-5SILMS ID: 0.45(mm) Calib End Date: 07/10/2011 16:08

Lab File ID: 9TCLICV.D Conc. Units: ng/uL

ANALYTE	CURVE TYPE	AVE RRF	RRF	MIN RRF	CALC AMOUNT	SPIKE AMOUNT	%D	MAX %D
2,4,5-Trichlorophenol	Ave	0.3943	0.3711	0.2000	9.41	10.0	-5.9	30.0
2,4-Toluene diamine	Ave	0.2467	0.1868		7.57	10.0	-24.3	30.0
1,1'-Biphenyl	Ave	1.565	1.455	0.0100	9.30	10.0	-7.0	30.0
1,2,3,4 -Tetrachlorobenzene	Ave	0.5002	0.4693		9.38	10.0	-6.2	30.0
2-Chloronaphthalene	Ave	1.126	1.053	0.8000	9.36	10.0	-6.4	30.0
2-Nitroaniline	Ave	0.6332	0.6175	0.0100	9.75	10.0	-2.5	30.0
Dimethyl phthalate	Ave	1.353	1.325	0.0100	9.80	10.0	-2.0	30.0
2,6-Dinitrotoluene	Ave	0.2961	0.2911		9.83	10.0	-1.7	30.0
1,2-Dinitrobenzene	Ave	0.1570	0.1595		10.2	10.0	1.6	30.0
Acenaphthylene	Ave	1.966	1.892	0.9000	9.62	10.0	-3.8	30.0
3-Nitroaniline	Ave	0.3587	0.3513	0.0100	9.79	10.0	-2.1	30.0
2,4-Dinitrophenol	Qua		0.2368	0.0100	19.6	20.0	-2.0	30.0
Acenaphthene	Ave	1.242	1.139	0.9000	9.18	10.0	-8.2	30.0
4-Nitrophenol	Ave	0.2848	0.2839		9.97	10.0	-0.3	30.0
2,4-Dinitrotoluene	Ave	0.4006	0.4026	0.2000	10.1	10.0	0.5	30.0
Dibenzofuran	Ave	1.717	1.639	0.8000	9.54	10.0	-4.6	30.0
2,3,5,6-Tetrachlorophenol	Ave	0.3085	0.3109		10.1	10.0	0.8	30.0
Diethyl phthalate	Ave	1.484	1.435	0.0100	9.67	10.0	-3.3	30.0
4-Chlorophenyl phenyl ether	Ave	0.6507	0.6181	0.4000	9.50	10.0	-5.0	30.0
4-Nitroaniline	Ave	0.3823	0.3813	0.0100	9.97	10.0	-0.3	30.0
Fluorene	Ave	1.330	1.246	0.9000	9.37	10.0	-6.3	30.0
4,6-Dinitro-2-methylphenol	Ave	0.1424	0.1487	0.0100	10.4	10.0	4.4	30.0
N-Nitrosodiphenylamine	Ave	0.5993	0.5759	0.0100	9.61	10.0	-3.9	30.0
1,2-Diphenylhydrazine(as Azobenzene)	Ave	1.518	1.507		9.93	10.0	-0.7	30.0
Azobenzene	Ave	1.518	1.507		9.93	10.0	-0.7	30.0
4-Bromophenyl phenyl ether	Ave	0.2001	0.1899	0.1000	9.49	10.0	-5.1	30.0
Hexachlorobenzene	Ave	0.1965	0.1886	0.1000	9.60	10.0	-4.0	30.0
Atrazine	Ave	0.1965	0.1990	0.0100	10.1	10.0	1.3	30.0
Pentachlorophenol	Qua		0.1404	0.0500	19.4	20.0	-3.0	30.0
Phenanthrene	Ave	1.112	1.057	0.7000	9.50	10.0	-5.0	30.0
Anthracene	Ave	1.124	1.076	0.7000	9.57	10.0	-4.3	30.0
Carbazole	Ave	1.113	1.060	0.0100	9.53	10.0	-4.7	30.0
Di-n-butyl phthalate	Ave	1.435	1.418	0.0100	9.88	10.0	-1.2	30.0
Fluoranthene	Ave	1.213	1.182	0.6000	9.74	10.0	-2.6	30.0
Benzidine	Ave	0.6838	0.7111		10.4	10.0	4.0	30.0
Pyrene	Ave	1.247	1.210	0.6000	9.70	10.0	-3.0	30.0
Butyl benzyl phthalate	Ave	0.6420	0.6036	0.0100	9.40	10.0	-6.0	30.0
3,3'-Dimethoxybenzidine	Ave	0.2616	0.2597		9.93	10.0	-0.7	30.0
Bis(2-ethylhexyl) phthalate	Ave	0.8748	0.8520	0.0100	9.74	10.0	-2.6	30.0
4,4'-Methylene bis(2-chloroaniline)	Ave	0.2301	0.2298		9.98	10.0	-0.2	30.0

FORM VII
GC/MS SEMI VOA CONTINUING CALIBRATION DATA

Lab Name: TestAmerica North Canton Job No.: 240-1112-1

SDG No.:

Lab Sample ID: ICV 240-7869/11 Calibration Date: 07/10/2011 16:27

Instrument ID: A4HP9 Calib Start Date: 07/10/2011 13:15

GC Column: RXI-5SILMS ID: 0.45(mm) Calib End Date: 07/10/2011 16:08

Lab File ID: 9TCLICV.D Conc. Units: ng/uL

ANALYTE	CURVE TYPE	AVE RRF	RRF	MIN RRF	CALC AMOUNT	SPIKE AMOUNT	%D	MAX %D
3,3'-Dichlorobenzidine	Ave	0.4418	0.4344	0.0100	9.83	10.0	-1.7	30.0
Benzo[a]anthracene	Ave	1.204	1.134	0.8000	9.42	10.0	-5.8	30.0
Chrysene	Ave	1.138	1.107	0.7000	9.73	10.0	-2.7	30.0
Di-n-octyl phthalate	Ave	1.677	1.700	0.0100	10.1	10.0	1.4	30.0
Benzo[b]fluoranthene	Ave	1.325	1.271	0.7000	9.60	10.0	-4.0	30.0
Benzo[k]fluoranthene	Ave	1.296	1.299	0.7000	10.0	10.0	0.3	30.0
Benzo[a]pyrene	Ave	1.182	1.181	0.7000	10.0	10.0	-0.0	30.0
Dibenzo(a,h)anthracene	Ave	1.048	1.069	0.4000	10.2	10.0	2.1	30.0
Indeno[1,2,3-cd]pyrene	Ave	1.277	1.297	0.5000	10.2	10.0	1.6	30.0
Benzo[g,h,i]perylene	Ave	1.051	1.055	0.5000	10.0	10.0	0.4	30.0
2-Fluorophenol (Surr)	Ave	1.562	1.546		9.89	10.0	-1.1	30.0
Phenol-d5 (Surr)	Ave	2.203	2.126		9.65	10.0	-3.5	30.0
Nitrobenzene-d5 (Surr)	Ave	0.6671	0.6220		9.32	10.0	-6.8	30.0
2-Fluorobiphenyl (Surr)	Ave	1.355	1.272		9.38	10.0	-6.2	30.0
2,4,6-Tribromophenol (Surr)	Ave	0.1542	0.1508		9.78	10.0	-2.2	30.0
Terphenyl-d14 (Surr)	Ave	0.7444	0.7123		9.57	10.0	-4.3	30.0

FORM V
GC/MS SEMI VOA INSTRUMENT PERFORMANCE CHECK
DECAFLUOROTRIPHENYLPHOSPHINE (DFTPP)

Lab Name: TestAmerica North Canton Job No.: 240-1112-1

SDG No.:

Lab File ID: 9DF0712.D DFTPP Injection Date: 07/12/2011

Instrument ID: A4HP9 DFTPP Injection Time: 16:04

Analysis Batch No.: 8302

M/E	ION ABUNDANCE CRITERIA	% RELATIVE ABUNDANCE	
51	30.0- 80.0% of mass 198	49.2	
68	Less than 2.0% of mass 69	0.0	(0.0)1
69	Mass 69 relative abundance	80.7	
70	Less than 2.0% of mass 69	0.5	(0.6)1
127	25.0 - 75.0% of mass 198	57.6	
197	Less than 1.0% of mass 198	0.0	
198	Base Peak, 100% relative abundance	100.0	
199	5.0 to 9.0% of mass 198	6.7	
275	10.0- 30.0% of mass 198	24.4	
365	Greater than 0.75% of mass 198	3.2	
441	Present, but less than mass 443	11.0	
442	40.0 - 110.0% of mass 198	66.0	
443	15.0 - 24.0% of mass 442	12.1	(18.3)2

1-Value is % mass 69 2-Value is % mass 442

THIS CHECK APPLIES TO THE FOLLOWING SAMPLES, MS, MSD, BLANKS AND STANDARDS:

CLIENT SAMPLE ID	LAB SAMPLE ID	LAB FILE ID	DATE ANALYZED	TIME ANALYZED
	CCV 240-8302/2	9SMH0712.D	07/12/2011	16:21
	CCV 240-8302/3	9AMH0712.D	07/12/2011	17:27
	MB 240-6086/21-A	MB6086.D	07/12/2011	17:46
	LCS 240-6086/22-A	LCS6086.D	07/12/2011	18:05
DR-SB-27-02	240-1112-3	1112G3C.D	07/13/2011	03:05
DR-SB-29-02	240-1112-7	1112G7C.D	07/13/2011	03:24
DR-SB-28-02	240-1112-5	1112G5C.D	07/13/2011	03:43

FORM VII
GC/MS SEMI VOA CONTINUING CALIBRATION DATA

Lab Name: TestAmerica North Canton Job No.: 240-1112-1

SDG No.:

Lab Sample ID: CCV 240-8302/2 Calibration Date: 07/12/2011 16:21

Instrument ID: A4HP9 Calib Start Date: 07/10/2011 13:15

GC Column: RXI-5SILMS ID: 0.45(mm) Calib End Date: 07/10/2011 16:08

Lab File ID: 9SMH0712.D Conc. Units: ng/uL

ANALYTE	CURVE TYPE	AVE RRF	RRF	MIN RRF	CALC AMOUNT	SPIKE AMOUNT	%D	MAX %D
1,4-Dioxane	Ave	0.8194	0.7415		9.05	10.0	-9.5	20.0
N-Nitrosodimethylamine	Ave	1.522	1.500		9.86	10.0	-1.4	20.0
Pyridine	Ave	2.244	2.331		10.4	10.0	3.9	20.0
Ethyl methacrylate	Ave	2.202	2.004		9.10	10.0	-9.0	20.0
3-Chloropropionitrile	Ave	0.9157	0.8644		9.44	10.0	-5.6	20.0
Malononitrile	Ave	2.581	2.533		9.81	10.0	-1.9	20.0
Benzaldehyde	Qua		1.845	0.0100	13.0	10.0	30.0*	20.0
Phenol	Ave	2.537	2.564	0.8000	10.1	10.0	1.1	20.0
Aniline	Ave	3.138	3.287		10.5	10.0	4.8	20.0
Bis(2-chloroethyl)ether	Ave	2.059	2.089	0.7000	10.1	10.0	1.5	20.0
2-Chlorophenol	Ave	1.450	1.462	0.8000	10.1	10.0	0.8	20.0
1,3-Dichlorobenzene	Ave	1.416	1.407		9.93	10.0	-0.7	20.0
1,4-Dichlorobenzene	Ave	1.463	1.465		10.0	10.0	0.2	20.0
Benzyl alcohol	Ave	1.133	0.9319		8.22	10.0	-17.8	20.0
1,2-Dichlorobenzene	Ave	1.353	1.329		9.82	10.0	-1.8	20.0
2-Methylphenol	Ave	1.618	1.686	0.7000	10.4	10.0	4.2	20.0
2,2'-oxybis[1-chloropropane]	Ave	1.837	1.925		10.5	10.0	4.8	20.0
3 & 4 Methylphenol	Ave	1.697	1.764		10.4	10.0	3.9	20.0
N-Nitrosodi-n-propylamine	Ave	1.817	1.918	0.5000	10.6	10.0	5.5	20.0
Acetophenone	Ave	2.460	2.533	0.0100	10.3	10.0	3.0	20.0
Hexachloroethane	Ave	0.6695	0.6531	0.3000	9.76	10.0	-2.4	20.0
Nitrobenzene	Ave	0.6917	0.6620	0.2000	9.57	10.0	-4.3	20.0
Isophorone	Ave	1.186	1.204	0.4000	10.1	10.0	1.5	20.0
2-Nitrophenol	Ave	0.1970	0.1995	0.1000	10.1	10.0	1.3	20.0
1,3,5-Trichlorobenzene	Ave	0.3102	0.2831		9.13	10.0	-8.7	20.0
2,4-Dimethylphenol	Ave	0.4948	0.4851	0.2000	9.80	10.0	-2.0	20.0
Bis(2-chloroethoxy)methane	Ave	0.5921	0.5955	0.3000	10.1	10.0	0.6	20.0
Benzoic acid	Qua		0.2746		19.0	20.0	-5.0	20.0
2,4-Dichlorophenol	Ave	0.2732	0.2736	0.2000	10.0	10.0	0.1	20.0
1,2,4-Trichlorobenzene	Ave	0.3028	0.2799		9.24	10.0	-7.6	20.0
Naphthalene	Ave	1.135	1.092	0.7000	9.62	10.0	-3.8	20.0
4-Chloroaniline	Ave	0.4606	0.4665	0.0100	10.1	10.0	1.3	20.0
Hexachlorobutadiene	Ave	0.1803	0.1649	0.0100	9.15	10.0	-8.5	20.0
1,2,3-Trichlorobenzene	Ave	0.2851	0.2712		9.51	10.0	-4.9	20.0
Caprolactam	Ave	0.1419	0.1622	0.0100	11.4	10.0	14.3	20.0
4-Chloro-3-methylphenol	Ave	0.4324	0.4319	0.2000	9.99	10.0	-0.1	20.0
2-Methylnaphthalene	Ave	0.5831	0.5812	0.4000	9.97	10.0	-0.3	20.0
1-Methylnaphthalene	Ave	0.6740	0.6595		9.78	10.0	-2.2	20.0
1,2,3,5-Tetrachlorobenzene	Ave	0.5276	0.4835		9.16	10.0	-8.4	20.0
Hexachlorocyclopentadiene	Ave	0.3671	0.3300	0.0500	8.99	10.0	-10.1	20.0
2,4,6-Trichlorophenol	Ave	0.3476	0.3297	0.2000	9.48	10.0	-5.2	20.0

FORM VII
GC/MS SEMI VOA CONTINUING CALIBRATION DATA

Lab Name: TestAmerica North Canton Job No.: 240-1112-1

SDG No.:

Lab Sample ID: CCV 240-8302/2 Calibration Date: 07/12/2011 16:21

Instrument ID: A4HP9 Calib Start Date: 07/10/2011 13:15

GC Column: RXI-5SILMS ID: 0.45(mm) Calib End Date: 07/10/2011 16:08

Lab File ID: 9SMH0712.D Conc. Units: ng/uL

ANALYTE	CURVE TYPE	AVE RRF	RRF	MIN RRF	CALC AMOUNT	SPIKE AMOUNT	%D	MAX %D
2,4,5-Trichlorophenol	Ave	0.3943	0.3938	0.2000	9.99	10.0	-0.1	20.0
2,4-Toluene diamine	Ave	0.2467	0.1793		7.27	10.0	-27.3*	20.0
1,1'-Biphenyl	Ave	1.565	1.482	0.0100	9.47	10.0	-5.3	20.0
1,2,3,4 -Tetrachlorobenzene	Ave	0.5002	0.4569		9.13	10.0	-8.7	20.0
2-Chloronaphthalene	Ave	1.126	1.064	0.8000	9.45	10.0	-5.5	20.0
2-Nitroaniline	Ave	0.6332	0.6255	0.0100	9.88	10.0	-1.2	20.0
Dimethyl phthalate	Ave	1.353	1.314	0.0100	9.71	10.0	-2.9	20.0
2,6-Dinitrotoluene	Ave	0.2961	0.2980		10.1	10.0	0.6	20.0
1,2-Dinitrobenzene	Ave	0.1570	0.1592		10.1	10.0	1.4	20.0
Acenaphthylene	Ave	1.966	1.915	0.9000	9.74	10.0	-2.6	20.0
3-Nitroaniline	Ave	0.3587	0.3623	0.0100	10.1	10.0	1.0	20.0
2,4-Dinitrophenol	Qua		0.2163	0.0100	18.0	20.0	-10.0	20.0
Acenaphthene	Ave	1.242	1.146	0.9000	9.23	10.0	-7.7	20.0
4-Nitrophenol	Ave	0.2848	0.2979		10.5	10.0	4.6	20.0
2,4-Dinitrotoluene	Ave	0.4006	0.3996	0.2000	9.98	10.0	-0.2	20.0
Dibenzofuran	Ave	1.717	1.640	0.8000	9.55	10.0	-4.5	20.0
2,3,5,6-Tetrachlorophenol	Ave	0.3085	0.3065		9.94	10.0	-0.6	20.0
Diethyl phthalate	Ave	1.484	1.424	0.0100	9.60	10.0	-4.0	20.0
4-Chlorophenyl phenyl ether	Ave	0.6507	0.6176	0.4000	9.49	10.0	-5.1	20.0
4-Nitroaniline	Ave	0.3823	0.3810	0.0100	9.96	10.0	-0.4	20.0
Fluorene	Ave	1.330	1.251	0.9000	9.40	10.0	-6.0	20.0
4,6-Dinitro-2-methylphenol	Ave	0.1424	0.1413	0.0100	9.92	10.0	-0.8	20.0
N-Nitrosodiphenylamine	Ave	0.5993	0.5731	0.0100	9.56	10.0	-4.4	20.0
1,2-Diphenylhydrazine(as Azobenzene)	Ave	1.518	1.493		9.83	10.0	-1.7	20.0
Azobenzene	Ave	1.518	1.493		9.83	10.0	-1.7	20.0
4-Bromophenyl phenyl ether	Ave	0.2001	0.1897	0.1000	9.48	10.0	-5.2	20.0
Hexachlorobenzene	Ave	0.1965	0.1811	0.1000	9.21	10.0	-7.9	20.0
Atrazine	Ave	0.1965	0.1911	0.0100	9.72	10.0	-2.8	20.0
Pentachlorophenol	Qua		0.1318	0.0500	18.3	20.0	-8.5	20.0
Phenanthrene	Ave	1.112	1.055	0.7000	9.49	10.0	-5.1	20.0
Anthracene	Ave	1.124	1.069	0.7000	9.51	10.0	-4.9	20.0
Carbazole	Ave	1.113	1.069	0.0100	9.61	10.0	-3.9	20.0
Di-n-butyl phthalate	Ave	1.435	1.408	0.0100	9.81	10.0	-1.9	20.0
Fluoranthene	Ave	1.213	1.174	0.6000	9.67	10.0	-3.3	20.0
Benzidine	Ave	0.6838	0.6812		9.96	10.0	-0.4	20.0
Pyrene	Ave	1.247	1.197	0.6000	9.60	10.0	-4.0	20.0
Butyl benzyl phthalate	Ave	0.6420	0.6100	0.0100	9.50	10.0	-5.0	20.0
3,3'-Dimethoxybenzidine	Ave	0.2616	0.2191		8.38	10.0	-16.2	20.0
Bis(2-ethylhexyl) phthalate	Ave	0.8748	0.8635	0.0100	9.87	10.0	-1.3	20.0
4,4'-Methylene bis(2-chloroaniline)	Ave	0.2301	0.2248		9.77	10.0	-2.3	20.0

FORM VII
GC/MS SEMI VOA CONTINUING CALIBRATION DATA

Lab Name: TestAmerica North Canton Job No.: 240-1112-1

SDG No.:

Lab Sample ID: CCV 240-8302/2 Calibration Date: 07/12/2011 16:21

Instrument ID: A4HP9 Calib Start Date: 07/10/2011 13:15

GC Column: RXI-5SILMS ID: 0.45(mm) Calib End Date: 07/10/2011 16:08

Lab File ID: 9SMH0712.D Conc. Units: ng/uL

ANALYTE	CURVE TYPE	AVE RRF	RRF	MIN RRF	CALC AMOUNT	SPIKE AMOUNT	%D	MAX %D
3,3'-Dichlorobenzidine	Ave	0.4418	0.4166	0.0100	9.43	10.0	-5.7	20.0
Benzo[a]anthracene	Ave	1.204	1.117	0.8000	9.28	10.0	-7.2	20.0
Chrysene	Ave	1.138	1.093	0.7000	9.61	10.0	-3.9	20.0
Di-n-octyl phthalate	Ave	1.677	1.762	0.0100	10.5	10.0	5.1	20.0
Benzo[b]fluoranthene	Ave	1.325	1.224	0.7000	9.24	10.0	-7.6	20.0
Benzo[k]fluoranthene	Ave	1.296	1.337	0.7000	10.3	10.0	3.2	20.0
Benzo[a]pyrene	Ave	1.182	1.160	0.7000	9.81	10.0	-1.9	20.0
Indeno[1,2,3-cd]pyrene	Ave	1.277	1.275	0.5000	9.99	10.0	-0.1	20.0
Dibenzo(a,h)anthracene	Ave	1.048	1.070	0.4000	10.2	10.0	2.1	20.0
Benzo[g,h,i]perylene	Ave	1.051	1.028	0.5000	9.79	10.0	-2.1	20.0
2-Fluorophenol (Surr)	Ave	1.562	1.535		9.83	10.0	-1.7	20.0
Phenol-d5 (Surr)	Ave	2.203	2.308		10.5	10.0	4.8	20.0
Nitrobenzene-d5 (Surr)	Ave	0.6671	0.6285		9.42	10.0	-5.8	20.0
2-Fluorobiphenyl (Surr)	Ave	1.355	1.292		9.53	10.0	-4.7	20.0
2,4,6-Tribromophenol (Surr)	Ave	0.1542	0.1378		8.94	10.0	-10.6	20.0
Terphenyl-d14 (Surr)	Ave	0.7444	0.7099		9.54	10.0	-4.6	20.0

FORM V
GC/MS SEMI VOA INSTRUMENT PERFORMANCE CHECK
DECAFLUOROTRIPHENYLPHOSPHINE (DFTPP)

Lab Name: TestAmerica North Canton Job No.: 240-1112-1

SDG No.:

Lab File ID: 9DF0714.D DFTPP Injection Date: 07/14/2011

Instrument ID: A4HP9 DFTPP Injection Time: 10:04

Analysis Batch No.: 8519

M/E	ION ABUNDANCE CRITERIA	% RELATIVE ABUNDANCE	
51	30.0- 80.0% of mass 198	43.3	
68	Less than 2.0% of mass 69	0.0	(0.0)1
69	Mass 69 relative abundance	70.9	
70	Less than 2.0% of mass 69	0.3	(0.4)1
127	25.0 - 75.0% of mass 198	56.5	
197	Less than 1.0% of mass 198	0.0	
198	Base Peak, 100% relative abundance	100.0	
199	5.0 to 9.0% of mass 198	6.5	
275	10.0- 30.0% of mass 198	26.0	
365	Greater than 0.75% of mass 198	3.8	
441	Present, but less than mass 443	13.6	
442	40.0 - 110.0% of mass 198	78.2	
443	15.0 - 24.0% of mass 442	15.3	(19.5)2

1-Value is % mass 69 2-Value is % mass 442

THIS CHECK APPLIES TO THE FOLLOWING SAMPLES, MS, MSD, BLANKS AND STANDARDS:

CLIENT SAMPLE ID	LAB SAMPLE ID	LAB FILE ID	DATE ANALYZED	TIME ANALYZED
	STD6 240-8519/10	9SMH0714.D	07/14/2011	10:23
	STD5 240-8519/2	9SMM0714.D	07/14/2011	10:46
	STD4 240-8519/3	9SM0714.D	07/14/2011	11:06
	STD3 240-8519/4	9SML0714.D	07/14/2011	11:25
	STD2 240-8519/5	9SL0714.D	07/14/2011	11:45
	STD1 240-8519/6	9SLL0714.D	07/14/2011	12:04
	STD7 240-8519/9	9SH0714.D	07/14/2011	12:24
	STD8 240-8519/8	9SHH0714.D	07/14/2011	12:43
	STD9 240-8519/7	9HHH0714.D	07/14/2011	13:03
	ICV 240-8519/11	9TCLICV.D	07/14/2011	13:22

FORM VI
GC/MS SEMI VOA INITIAL CALIBRATION DATA
INTERNAL STANDARD CURVE EVALUTION

Lab Name: TestAmerica North Canton Job No.: 240-1112-1 Analy Batch No.: 8519

SDG No.:

Instrument ID: A4HP9 GC Column: RXI-5SILMS ID: 0.45(mm) Heated Purge: (Y/N) N

Calibration Start Date: 07/14/2011 10:23 Calibration End Date: 07/14/2011 13:03 Calibration ID: 2328

Calibration Files:

LEVEL:	LAB SAMPLE ID:	LAB FILE ID:
Level 1	STD1 240-8519/6	9SLL0714.D
Level 2	STD2 240-8519/5	9SL0714.D
Level 3	STD3 240-8519/4	9SML0714.D
Level 4	STD4 240-8519/3	9SM0714.D
Level 5	STD5 240-8519/2	9SMM0714.D
Level 6	STD6 240-8519/10	9SMH0714.D
Level 7	STD7 240-8519/9	9SH0714.D
Level 8	STD8 240-8519/8	9SHH0714.D
Level 9	STD9 240-8519/7	9HHH0714.D

ANALYTE	RRF					CURVE TYPE	COEFFICIENT			#	MIN RRF	%RSD	#	MAX %RSD	R^2 OR COD	#	MIN R^2 OR COD
	LVL 1 LVL 6	LVL 2 LVL 7	LVL 3 LVL 8	LVL 4 LVL 9	LVL 5		B	M1	M2								
1,4-Dioxane	0.7587	0.8043 0.7199	0.7702 0.6658	0.8026 0.7097	0.7368	Ave		0.7460				6.4		20.0			
N-Nitrosodimethylamine	1.3991	1.3232 1.3161	1.3928 1.3290	1.4622 1.3424	1.3439	Ave		1.3636				3.7		20.0			
Pyridine	2.1529	1.3459 2.0091	1.6427 2.1085	2.1613 2.1891	2.0902	Ave		1.9625				16.0		20.0			
Ethyl methacrylate	2.0326	2.1052 1.9970	2.0678 1.9396	2.1894 2.0042	1.9516	Ave		2.0359				4.1		20.0			
3-Chloropropionitrile	0.8164	0.8373 0.8386	0.8159 0.8260	0.9091 0.8429	0.8210	Ave		0.8384				3.6		20.0			
Malononitrile	2.3645	2.2613 2.3288	2.3080 2.2648	2.4927 2.2389	2.3657	Ave		2.3281				3.5		20.0			
Benzaldehyde	1.4947	1.9807 1.4267	1.9784 +++++	2.0479	1.9279	Ave		1.8094			0.0100	15.0		20.0			
Phenol	2.3398	2.3104 2.3310	2.2407 2.3426	2.4539 2.4335	2.2936	Ave		2.3432			0.8000	3.0		20.0			
Aniline	2.9948	2.6137 2.8451	2.5545 2.9465	2.9691 3.1817	2.9682	Ave		2.8842				7.2		20.0			
Bis(2-chloroethyl)ether	1.8417	2.0750 1.9499	1.9533 1.8813	1.9331 1.8823	2.0679	Ave		1.9481			0.7000	4.4		20.0			
2-Chlorophenol	1.3882	1.3606 1.3742	1.3754 1.3784	1.4402 1.4374	1.3903	Ave		1.3931			0.8000	2.1		20.0			
1,3-Dichlorobenzene	1.3331	1.4194 1.3489	1.3890 1.3363	1.4480 1.4030	1.3609	Ave		1.3798				3.0		20.0			
1,4-Dichlorobenzene	1.3842	1.4754 1.4072	1.4702 1.4122	1.5141 1.4775	1.4269	Ave		1.4460				3.1		20.0			

Note: The m1 coefficient is the same as Ave RRF for an Ave curve type.

FORM VI
GC/MS SEMI VOA INITIAL CALIBRATION DATA
INTERNAL STANDARD CURVE EVALUTION

Lab Name: TestAmerica North Canton Job No.: 240-1112-1 Analy Batch No.: 8519

SDG No.:

Instrument ID: A4HP9 GC Column: RXI-5SILMS ID: 0.45(mm) Heated Purge: (Y/N) N

Calibration Start Date: 07/14/2011 10:23 Calibration End Date: 07/14/2011 13:03 Calibration ID: 2328

ANALYTE	RRF					CURVE TYPE	COEFFICIENT			#	MIN RRF	%RSD	#	MAX %RSD	R^2 OR COD	#	MIN R^2 OR COD
	LVL 1 LVL 6	LVL 2 LVL 7	LVL 3 LVL 8	LVL 4 LVL 9	LVL 5		B	M1	M2								
Benzyl alcohol	1.0422	0.8975 1.0243	0.9436 1.0516	1.0611 1.0778	1.0959	Ave		1.0243				6.7		20.0			
1,2-Dichlorobenzene	1.2793	1.3721 1.2820	1.2917 1.3013	1.3866 1.3678	1.2926	Ave		1.3217				3.4		20.0			
2-Methylphenol	1.5307	1.3655 1.4953	1.5117 1.5190	1.5891 1.5792	1.5488	Ave		1.5174			0.7000	4.6		20.0			
Benzoic acid	0.2824	+++++ 0.2620	0.1041 0.3099	0.1704 0.3324	0.2382	Qua	-0.138	0.2172	0.0023						0.9970		0.9900
2,2'-oxybis[1-chloropropane]	1.5598	1.6730 1.5662	1.6291 1.5994	1.6911 1.6266	1.6447	Ave		1.6237				2.9		20.0			
3 & 4 Methylphenol	1.5793	1.4669 1.5789	1.3924 1.5890	1.5901 1.6641	1.6243	Ave		1.5606				5.6		20.0			
N-Nitrosodi-n-propylamine	1.7162	1.7163 1.7350	1.7206 1.7719	1.7458 1.8175	1.8192	Ave		1.7553			0.5000	2.5		20.0			
Acetophenone	2.3445	2.3786 2.3893	2.3968 2.4334	2.4540 2.4627	2.3996	Ave		2.4073			0.0100	1.7		20.0			
Hexachloroethane	0.6588	0.6388 0.6407	0.6660 0.6618	0.6838 0.6810	0.6755	Ave		0.6633			0.3000	2.6		20.0			
Nitrobenzene	0.6513	0.6905 0.6693	0.6630 0.6629	0.6688 0.7073	0.6622	Ave		0.6719			0.2000	2.7		20.0			
Isophorone	1.1419	1.1931 1.1685	1.1083 1.1800	1.1769 1.2549	1.1407	Ave		1.1705			0.4000	3.7		20.0			
2-Nitrophenol	0.1928	0.1677 0.1981	0.1822 0.2020	0.1991 0.2206	0.1918	Ave		0.1943			0.1000	7.9		20.0			
2,4-Dimethylphenol	0.5010	0.4931 0.4998	0.4917 0.5046	0.4959 0.5536	0.4980	Ave		0.5047			0.2000	4.0		20.0			
1,3,5-Trichlorobenzene	0.3005	0.3189 0.3108	0.3036 0.3211	0.3299 0.3549	0.3075	Ave		0.3184				5.6		20.0			
Bis(2-chloroethoxy)methane	0.5627	0.5403 0.5594	0.5394 0.5674	0.5852 0.6062	0.5712	Ave		0.5665			0.3000	3.9		20.0			
2,4-Dichlorophenol	0.2677	0.2123 0.2709	0.2575 0.2694	0.2681 0.2943	0.2755	Ave		0.2645			0.2000	8.9		20.0			
1,2,4-Trichlorobenzene	0.2977	0.2999 0.3018	0.3023 0.3049	0.3166 0.3287	0.3054	Ave		0.3072				3.4		20.0			
Naphthalene	1.1920 1.0757	1.1074 1.1144	1.0908 1.1077	1.1032 1.2104	1.0572	Ave		1.1176			0.7000	4.5		20.0			
4-Chloroaniline	0.4619	0.4510 0.4627	0.4381 0.4713	0.4568 0.5070	0.4338	Ave		0.4603			0.0100	4.9		20.0			
Hexachlorobutadiene	0.1814	0.1926 0.1902	0.1904 0.1923	0.1912 0.2066	0.1872	Ave		0.1915			0.0100	3.7		20.0			

Note: The m1 coefficient is the same as Ave RRF for an Ave curve type.

FORM VI
GC/MS SEMI VOA INITIAL CALIBRATION DATA
INTERNAL STANDARD CURVE EVALUTION

Lab Name: TestAmerica North Canton Job No.: 240-1112-1 Analy Batch No.: 8519

SDG No.:

Instrument ID: A4HP9 GC Column: RXI-5SILMS ID: 0.45(mm) Heated Purge: (Y/N) N

Calibration Start Date: 07/14/2011 10:23 Calibration End Date: 07/14/2011 13:03 Calibration ID: 2328

ANALYTE	RRF					CURVE TYPE	COEFFICIENT			#	MIN RRF	%RSD	#	MAX %RSD	R^2 OR COD	#	MIN R^2 OR COD
	LVL 1 LVL 6	LVL 2 LVL 7	LVL 3 LVL 8	LVL 4 LVL 9	LVL 5		B	M1	M2								
1,2,3-Trichlorobenzene	0.2788	0.2799 0.2858	0.2914 0.2836	0.2815 0.3090	0.2798	Ave		0.2862				3.5		20.0			
2,4-Toluene diamine	0.2162	0.2003 0.1650	0.2193 +++++	0.2965 0.1329	0.2252	Qua	0.0384	0.2404	-0.004						0.9920		0.9900
1,1'-Biphenyl	1.5185	+++++ 1.5901	1.5208 1.6610	1.5345 1.8550	1.5292	1.4603	Ave		1.5837			0.0100	7.9		20.0		
2-Chloronaphthalene	1.0894	+++++ 1.1031	1.0817 1.1155	1.1284 1.1844	1.1189	1.0842	Ave		1.1132			0.8000	3.0		20.0		
Caprolactam	0.1419	0.1026 0.1405	0.1260 0.1404	0.1328 0.1513	0.1422	Ave		0.1347				0.0100	11.0		20.0		
4-Chloro-3-methylphenol	0.4242	0.4073 0.4311	0.3923 0.4357	0.4270 0.4618	0.4221	Ave		0.4252				0.2000	4.8		20.0		
2-Methylnaphthalene	0.6066 0.5628	0.6007 0.5742	0.5628 0.5778	0.5914 0.6334	0.5644	Ave		0.5860				0.4000	4.1		20.0		
2,4-Dinitrophenol	0.2542	+++++ 0.2644	0.1280 0.2753	0.1822 0.3101	0.2315	Qua	-0.068	0.2061	0.0020			0.0100				0.9990	0.9900
4-Nitrophenol	0.3348	+++++ 0.3081	0.2025 0.3102	0.3099 0.3245	0.2854	Ave		0.2965					15.0		20.0		
1-Methylnaphthalene	0.7499 0.6336	0.6818 0.6630	0.6615 0.6615	0.6783 0.7277	0.6451	Ave		0.6781					5.6		20.0		
1,2,3,5-Tetrachlorobenzene	0.5260	0.4944 0.5622	0.5335 0.5681	0.5304 0.6338	0.5019	Ave		0.5438					8.2		20.0		
Hexachlorocyclopentadiene	0.4049	0.3156 0.4273	0.3335 0.4347	0.3765 0.4723	0.3738	Ave		0.3923				0.0500	13.0		20.0		
2,3,5,6-Tetrachlorophenol	0.3344	+++++ 0.3326	0.3153 0.3433	0.3205 0.3646	0.3176	Ave		0.3326					5.2		20.0		
2,4,6-Trichlorophenol	0.3653	0.2920 0.3547	0.3253 0.3615	0.3399 0.3910	0.3424	Ave		0.3465				0.2000	8.5		20.0		
Dibenzofuran	1.6514	+++++ 1.7106	1.7000 1.7622	1.6765 1.8660	1.7018	1.6221	Ave		1.7113			0.8000	4.4		20.0		
2,4,5-Trichlorophenol	0.4076	0.3829 0.3597	0.3827 0.3875	0.3738 0.4203	0.3827	Ave		0.3871				0.2000	4.9		20.0		
1,2,3,4 -Tetrachlorobenzene	0.5038	0.4968 0.5386	0.4910 0.5486	0.5111 0.6073	0.4824	Ave		0.5225					7.9		20.0		
4,6-Dinitro-2-methylphenol	0.1504	+++++ 0.1507	0.0982 0.1517	0.1234 0.1662	0.1429	Ave		0.1405				0.0100	16.0		20.0		
2-Nitroaniline	0.6182	0.5998 0.6270	0.5808 0.6250	0.6636 0.6433	0.6241	Ave		0.6227				0.0100	4.0		20.0		
Dimethyl phthalate	1.3552	1.2903 1.3439	1.3375 1.3695	1.3905 1.4617	1.3227	Ave		1.3589				0.0100	3.8		20.0		

Note: The m1 coefficient is the same as Ave RRF for an Ave curve type.

FORM VI
GC/MS SEMI VOA INITIAL CALIBRATION DATA
INTERNAL STANDARD CURVE EVALUTION

Lab Name: TestAmerica North Canton Job No.: 240-1112-1 Analy Batch No.: 8519

SDG No.:

Instrument ID: A4HP9 GC Column: RXI-5SILMS ID: 0.45(mm) Heated Purge: (Y/N) N

Calibration Start Date: 07/14/2011 10:23 Calibration End Date: 07/14/2011 13:03 Calibration ID: 2328

ANALYTE	RRF					CURVE TYPE	COEFFICIENT			#	MIN RRF	%RSD	#	MAX %RSD	R^2 OR COD	#	MIN R^2 OR COD
	LVL 1 LVL 6	LVL 2 LVL 7	LVL 3 LVL 8	LVL 4 LVL 9	LVL 5		B	M1	M2								
2,6-Dinitrotoluene	0.3030	0.2697 0.2971	0.2798 0.2975	0.2944 0.3129	0.2973	Ave		0.2940				4.6		20.0			
1,2-Dinitrobenzene	0.1634	0.1316 0.1528	0.1462 0.1565	0.1531 0.1672	0.1518	Ave		0.1528				7.1		20.0			
Acenaphthylene	2.0042 1.9242	1.9026 1.9559	1.9501 1.9806	1.9692 2.1310	1.8869	Ave		1.9672			0.9000	3.7		20.0			
3-Nitroaniline	0.3531	0.2983 0.3448	0.3273 0.3391	0.3376 0.3618	0.3428	Ave		0.3381			0.0100	5.7		20.0			
Acenaphthene	1.3429 1.2089	1.2033 1.2552	1.2609 1.2980	1.2102 1.4090	1.1716	Ave		1.2622			0.9000	6.0		20.0			
2,4-Dinitrotoluene	0.4045	0.3515 0.4047	0.3851 0.4157	0.4157 0.4266	0.3891	Ave		0.3991			0.2000	5.9		20.0			
Diethyl phthalate	1.4761	1.4805 1.5043	1.4507 1.5316	1.5137 1.6616	1.4662	Ave		1.5106			0.0100	4.4		20.0			
4-Chlorophenyl phenyl ether	0.6360	0.6752 0.6603	0.6392 0.6640	0.6643 0.7351	0.6226	Ave		0.6621			0.4000	5.2		20.0			
4-Nitroaniline	0.3781	0.3333 0.3817	0.3761 0.3912	0.3708 0.4096	0.3683	Ave		0.3761			0.0100	5.8		20.0			
Fluorene	1.3386 1.2866	1.2420 1.3390	1.3034 1.3871	1.2986 1.4854	1.2469	Ave		1.3253			0.9000	5.7		20.0			
N-Nitrosodiphenylamine	0.5560	0.5492 0.5953	0.5755 0.5918	0.5711 0.6507	0.5697	Ave		0.5824			0.0100	5.4		20.0			
1,2-Diphenylhydrazine(as Azobenzene)	1.4707	1.4050 1.5156	1.4478 1.4995	1.5045 1.5277	1.4639	Ave		1.4785				2.8		20.0			
Azobenzene	1.4718	1.4053 1.5167	1.4422 1.4957	1.5065 1.5277	1.4621	Ave		1.4785				2.8		20.0			
4-Bromophenyl phenyl ether	0.1997	0.1946 0.2062	0.1974 0.2085	0.1981 0.2271	0.2022	Ave		0.2042			0.1000	5.1		20.0			
Hexachlorobenzene	0.2175 0.1926	0.1915 0.1986	0.1895 0.1995	0.2024 0.2242	0.1932	Ave		0.2010			0.1000	6.0		20.0			
Atrazine	0.2105	0.1905 0.1960	0.2059 0.1839	0.2058 0.1840	0.2177	Ave		0.1993			0.0100	6.3		20.0			
Pentachlorophenol	0.1478	0.0795 0.1527	0.1215 0.1638	0.1279 0.1776	0.1423	Qua	0.0077	0.1224	0.0011		0.0500				1.0000		0.9900
Phenanthrene	1.1987 1.0588	1.0713 1.1112	1.0793 1.1179	1.0874 1.2700	1.0520	Ave		1.1163			0.7000	6.5		20.0			
Anthracene	1.0379 1.0893	1.0824 1.1531	1.0817 1.1741	1.1140 1.3073	1.0742	Ave		1.1238			0.7000	7.2		20.0			
Carbazole	1.0557	1.0652 1.0956	1.0781 1.1016	1.0738 1.2252	1.0357	Ave		1.0914			0.0100	5.3		20.0			

Note: The m1 coefficient is the same as Ave RRF for an Ave curve type.

FORM VI
GC/MS SEMI VOA INITIAL CALIBRATION DATA
INTERNAL STANDARD CURVE EVALUTION

Lab Name: TestAmerica North Canton Job No.: 240-1112-1 Analy Batch No.: 8519

SDG No.:

Instrument ID: A4HP9 GC Column: RXI-5SILMS ID: 0.45(mm) Heated Purge: (Y/N) N

Calibration Start Date: 07/14/2011 10:23 Calibration End Date: 07/14/2011 13:03 Calibration ID: 2328

ANALYTE	RRF					CURVE TYPE	COEFFICIENT			#	MIN RRF	%RSD	#	MAX %RSD	R^2 OR COD	#	MIN R^2 OR COD
	LVL 1 LVL 6	LVL 2 LVL 7	LVL 3 LVL 8	LVL 4 LVL 9	LVL 5		B	M1	M2								
Di-n-butyl phthalate	1.4178	1.3552 1.5045	1.3962 1.4989	1.4148 1.4629	1.4096	Ave		1.4325			0.0100	3.6		20.0			
Fluoranthene	1.1887 1.1727	1.1082 1.2641	1.2177 1.3015	1.1842 1.4319	1.1747	Ave		1.2271			0.6000	7.7		20.0			
Benzidine	0.6434	0.4961 0.6181	0.4956 0.6518	0.6194 0.6981	0.6498	Ave		0.6090				12.0		20.0			
Pyrene	1.2178 1.2011	1.1840 1.2171	1.2198 1.2836	1.1838 1.3788	1.1978	Ave		1.2315			0.6000	5.1		20.0			
Butyl benzyl phthalate	0.6120	0.5618 0.6041	0.6355 0.6331	0.7000 0.6471	0.6068	Ave		0.6251			0.0100	6.4		20.0			
3,3'-Dimethoxybenzidine	0.2613	0.1768 0.2343	0.2179 0.2488	0.2277 0.2865	0.2549	Ave		0.2385				14.0		20.0			
Bis(2-ethylhexyl) phthalate	0.8565	0.7725 0.8781	0.8684 0.8946	0.8342 0.9763	0.8698	Ave		0.8688			0.0100	6.6		20.0			
4,4'-Methylene bis(2-chloroaniline)	0.2264	0.1993 0.2364	0.2165 0.2445	0.2169 0.2630	0.2299	Ave		0.2291				8.5		20.0			
3,3'-Dichlorobenzidine	0.4312	0.3683 0.4380	0.4040 0.4510	0.4064 0.4927	0.4316	Ave		0.4279			0.0100	8.6		20.0			
Benzo[a]anthracene	1.2110 1.1340	1.0945 1.1555	1.1739 1.1704	1.1365 1.2554	1.1137	Ave		1.1605			0.8000	4.3		20.0			
Chrysene	1.2394 1.1231	1.0804 1.1183	1.1143 1.1409	1.0881 1.2145	1.0840	Ave		1.1337			0.7000	5.0		20.0			
Di-n-octyl phthalate	1.7336	1.4389 1.7619	1.5649 1.8117	1.6060 1.9378	1.6406	Ave		1.6869			0.0100	9.3		20.0			
Benzo[b]fluoranthene	1.1064 1.4585	1.1713 1.2539	1.1854 1.3061	1.2356 1.5219	1.2281	Ave		1.2741			0.7000	11.0		20.0			
Benzo[k]fluoranthene	1.4546 1.1580	1.2638 1.3782	1.3536 1.3828	1.2948 1.3816	1.2840	Ave		1.3279			0.7000	6.6		20.0			
Benzo[a]pyrene	1.1401 1.1741	1.0762 1.2035	1.1106 1.2212	1.1297 1.3029	1.1475	Ave		1.1673			0.7000	5.8		20.0			
Indeno[1,2,3-cd]pyrene	1.2705 1.3033	1.1882 1.3309	1.2235 1.3505	1.2401 1.4368	1.2740	Ave		1.2909			0.5000	5.8		20.0			
Dibenzo(a,h)anthracene	1.0061 1.0889	0.9215 1.1157	1.0240 1.1250	1.0288 1.2106	1.0478	Ave		1.0632			0.4000	7.8		20.0			
Benzo[g,h,i]perylene	0.9424 1.0527	0.9400 1.0674	0.9864 1.0813	1.0173 1.1331	1.0548	Ave		1.0306			0.5000	6.3		20.0			
2-Fluorophenol (Surr)	1.4758	1.4065 1.4396	1.3532 1.4441	1.5566 1.5052	1.4952	Ave		1.4595				4.3		20.0			
Phenol-d5 (Surr)	2.0412	1.9990 2.0291	1.9480 2.0551	2.1175 2.0894	2.0563	Ave		2.0420				2.6		20.0			

Note: The m1 coefficient is the same as Ave RRF for an Ave curve type.

FORM VI
GC/MS SEMI VOA INITIAL CALIBRATION DATA
INTERNAL STANDARD CURVE EVALUTION

Lab Name: TestAmerica North Canton Job No.: 240-1112-1 Analy Batch No.: 8519

SDG No.:

Instrument ID: A4HP9 GC Column: RXI-5SILMS ID: 0.45(mm) Heated Purge: (Y/N) N

Calibration Start Date: 07/14/2011 10:23 Calibration End Date: 07/14/2011 13:03 Calibration ID: 2328

ANALYTE	RRF					CURVE TYPE	COEFFICIENT			#	MIN RRF	%RSD	#	MAX %RSD	R^2 OR COD	#	MIN R^2 OR COD
	LVL 1 LVL 6	LVL 2 LVL 7	LVL 3 LVL 8	LVL 4 LVL 9	LVL 5		B	M1	M2								
Nitrobenzene-d5 (Surr)	0.7581 0.6688	0.6974 0.6160	0.6589 0.6132	0.7017 0.6610	0.6192	Ave		0.6660				7.2		20.0			
2-Fluorobiphenyl (Surr)	1.2615 1.3100	1.2963 1.3260	1.3419 1.3578	1.3322 1.4452	1.2942	Ave		1.3295				3.9		20.0			
2,4,6-Tribromophenol (Surr)	 0.1599	0.1390 0.1644	0.1526 0.1679	0.1601 0.1797	0.1538	Ave		0.1597				7.5		20.0			
Terphenyl-d14 (Surr)	0.7105 0.7125	0.7008 0.7382	0.7216 0.7764	0.7347 0.8331	0.7264	Ave		0.7394				5.6		20.0			

Note: The m1 coefficient is the same as Ave RRF for an Ave curve type.

FORM VII
GC/MS SEMI VOA CONTINUING CALIBRATION DATA

Lab Name: TestAmerica North Canton Job No.: 240-1112-1

SDG No.:

Lab Sample ID: ICV 240-8519/11 Calibration Date: 07/14/2011 13:22

Instrument ID: A4HP9 Calib Start Date: 07/14/2011 10:23

GC Column: RXI-5SILMS ID: 0.45(mm) Calib End Date: 07/14/2011 13:03

Lab File ID: 9TCLICV.D Conc. Units: ng/uL

ANALYTE	CURVE TYPE	AVE RRF	RRF	MIN RRF	CALC AMOUNT	SPIKE AMOUNT	%D	MAX %D
1,4-Dioxane	Ave	0.7460	0.7470		10.0	10.0	0.1	30.0
N-Nitrosodimethylamine	Ave	1.364	1.404		10.3	10.0	2.9	30.0
Pyridine	Ave	1.962	2.200		11.2	10.0	12.1	30.0
Ethyl methacrylate	Ave	2.036	2.062		10.1	10.0	1.3	30.0
3-Chloropropionitrile	Ave	0.8384	0.8567		10.2	10.0	2.2	30.0
Malononitrile	Ave	2.328	2.452		10.5	10.0	5.3	30.0
Benzaldehyde	Ave	1.809	1.694	0.0100	9.36	10.0	-6.4	30.0
Phenol	Ave	2.343	2.370	0.8000	10.1	10.0	1.1	30.0
Aniline	Ave	2.884	3.050		10.6	10.0	5.8	30.0
Bis(2-chloroethyl)ether	Ave	1.948	1.873	0.7000	9.62	10.0	-3.8	30.0
2-Chlorophenol	Ave	1.393	1.412	0.8000	10.1	10.0	1.4	30.0
1,3-Dichlorobenzene	Ave	1.380	1.401		10.2	10.0	1.5	30.0
1,4-Dichlorobenzene	Ave	1.446	1.440		9.96	10.0	-0.4	30.0
Benzyl alcohol	Ave	1.024	1.039		10.1	10.0	1.4	30.0
1,2-Dichlorobenzene	Ave	1.322	1.328		10.1	10.0	0.5	30.0
2-Methylphenol	Ave	1.517	1.485	0.7000	9.79	10.0	-2.1	30.0
2,2'-oxybis[1-chloropropane]	Ave	1.624	1.618		9.97	10.0	-0.3	30.0
3 & 4 Methylphenol	Ave	1.561	1.611		10.3	10.0	3.2	30.0
N-Nitrosodi-n-propylamine	Ave	1.755	1.780	0.5000	10.1	10.0	1.4	30.0
Acetophenone	Ave	2.407	2.379	0.0100	9.88	10.0	-1.2	30.0
Hexachloroethane	Ave	0.6633	0.6700	0.3000	10.1	10.0	1.0	30.0
Nitrobenzene	Ave	0.6719	0.6754	0.2000	10.1	10.0	0.5	30.0
Isophorone	Ave	1.171	1.211	0.4000	10.3	10.0	3.5	30.0
2-Nitrophenol	Ave	0.1943	0.1939	0.1000	9.98	10.0	-0.2	30.0
2,4-Dimethylphenol	Ave	0.5047	0.5176	0.2000	10.3	10.0	2.5	30.0
1,3,5-Trichlorobenzene	Ave	0.3184	0.3166		9.94	10.0	-0.6	30.0
Bis(2-chloroethoxy)methane	Ave	0.5665	0.5857	0.3000	10.3	10.0	3.4	30.0
Benzoic acid	Qua		0.3015		22.8	20.0	14.0	30.0
2,4-Dichlorophenol	Ave	0.2645	0.2707	0.2000	10.2	10.0	2.3	30.0
1,2,4-Trichlorobenzene	Ave	0.3072	0.3090		10.1	10.0	0.6	30.0
Naphthalene	Ave	1.118	1.110	0.7000	9.93	10.0	-0.7	30.0
4-Chloroaniline	Ave	0.4603	0.4575	0.0100	9.94	10.0	-0.6	30.0
Hexachlorobutadiene	Ave	0.1915	0.1945	0.0100	10.2	10.0	1.6	30.0
1,2,3-Trichlorobenzene	Ave	0.2862	0.2911		10.2	10.0	1.7	30.0
Caprolactam	Ave	0.1347	0.1493	0.0100	11.1	10.0	10.8	30.0
4-Chloro-3-methylphenol	Ave	0.4252	0.4492	0.2000	10.6	10.0	5.7	30.0
2-Methylnaphthalene	Ave	0.5860	0.5868	0.4000	10.0	10.0	0.1	30.0
1-Methylnaphthalene	Ave	0.6781	0.6727		9.92	10.0	-0.8	30.0
1,2,3,5-Tetrachlorobenzene	Ave	0.5438	0.5550		10.2	10.0	2.1	30.0
Hexachlorocyclopentadiene	Ave	0.3923	0.4172	0.0500	10.6	10.0	6.3	30.0
2,4,6-Trichlorophenol	Ave	0.3465	0.3701	0.2000	10.7	10.0	6.8	30.0

FORM VII
GC/MS SEMI VOA CONTINUING CALIBRATION DATA

Lab Name: TestAmerica North Canton Job No.: 240-1112-1

SDG No.:

Lab Sample ID: ICV 240-8519/11 Calibration Date: 07/14/2011 13:22

Instrument ID: A4HP9 Calib Start Date: 07/14/2011 10:23

GC Column: RXI-5SILMS ID: 0.45(mm) Calib End Date: 07/14/2011 13:03

Lab File ID: 9TCLICV.D Conc. Units: ng/uL

ANALYTE	CURVE TYPE	AVE RRF	RRF	MIN RRF	CALC AMOUNT	SPIKE AMOUNT	%D	MAX %D
2,4,5-Trichlorophenol	Ave	0.3871	0.4013	0.2000	10.4	10.0	3.7	30.0
2,4-Toluene diamine	Qua		0.2015		10.1	10.0	1.0	30.0
1,1'-Biphenyl	Ave	1.584	1.591	0.0100	10.0	10.0	0.5	30.0
1,2,3,4 -Tetrachlorobenzene	Ave	0.5225	0.5356		10.3	10.0	2.5	30.0
2-Chloronaphthalene	Ave	1.113	1.118	0.8000	10.0	10.0	0.4	30.0
2-Nitroaniline	Ave	0.6227	0.6559	0.0100	10.5	10.0	5.3	30.0
Dimethyl phthalate	Ave	1.359	1.421	0.0100	10.5	10.0	4.6	30.0
2,6-Dinitrotoluene	Ave	0.2940	0.3102		10.6	10.0	5.5	30.0
1,2-Dinitrobenzene	Ave	0.1528	0.1617		10.6	10.0	5.8	30.0
Acenaphthylene	Ave	1.967	1.980	0.9000	10.1	10.0	0.6	30.0
3-Nitroaniline	Ave	0.3381	0.3549	0.0100	10.5	10.0	5.0	30.0
2,4-Dinitrophenol	Qua		0.2585	0.0100	21.1	20.0	5.5	30.0
Acenaphthene	Ave	1.262	1.260	0.9000	9.99	10.0	-0.1	30.0
4-Nitrophenol	Ave	0.2965	0.2863		9.65	10.0	-3.5	30.0
2,4-Dinitrotoluene	Ave	0.3991	0.4240	0.2000	10.6	10.0	6.2	30.0
Dibenzofuran	Ave	1.711	1.736	0.8000	10.1	10.0	1.5	30.0
2,3,5,6-Tetrachlorophenol	Ave	0.3326	0.3359		10.1	10.0	1.0	30.0
Diethyl phthalate	Ave	1.511	1.585	0.0100	10.5	10.0	4.9	30.0
4-Chlorophenyl phenyl ether	Ave	0.6621	0.6744	0.4000	10.2	10.0	1.9	30.0
4-Nitroaniline	Ave	0.3761	0.3944	0.0100	10.5	10.0	4.9	30.0
Fluorene	Ave	1.325	1.357	0.9000	10.2	10.0	2.4	30.0
4,6-Dinitro-2-methylphenol	Ave	0.1405	0.1523	0.0100	10.8	10.0	8.4	30.0
N-Nitrosodiphenylamine	Ave	0.5824	0.6081	0.0100	10.4	10.0	4.4	30.0
1,2-Diphenylhydrazine(as Azobenzene)	Ave	1.479	1.508		10.2	10.0	2.0	30.0
Azobenzene	Ave	1.479	1.508		10.2	10.0	2.0	30.0
4-Bromophenyl phenyl ether	Ave	0.2042	0.2061	0.1000	10.1	10.0	0.9	30.0
Hexachlorobenzene	Ave	0.2010	0.2014	0.1000	10.0	10.0	0.2	30.0
Atrazine	Ave	0.1993	0.2126	0.0100	10.7	10.0	6.7	30.0
Pentachlorophenol	Qua		0.1528	0.0500	21.0	20.0	5.0	30.0
Phenanthrene	Ave	1.116	1.131	0.7000	10.1	10.0	1.3	30.0
Anthracene	Ave	1.124	1.149	0.7000	10.2	10.0	2.3	30.0
Carbazole	Ave	1.091	1.114	0.0100	10.2	10.0	2.1	30.0
Di-n-butyl phthalate	Ave	1.432	1.502	0.0100	10.5	10.0	4.8	30.0
Fluoranthene	Ave	1.227	1.264	0.6000	10.3	10.0	3.0	30.0
Benzidine	Ave	0.6090	0.7094		11.6	10.0	16.5	30.0
Pyrene	Ave	1.232	1.256	0.6000	10.2	10.0	2.0	30.0
Butyl benzyl phthalate	Ave	0.6251	0.6315	0.0100	10.1	10.0	1.0	30.0
3,3'-Dimethoxybenzidine	Ave	0.2385	0.2647		11.1	10.0	11.0	30.0
Bis(2-ethylhexyl) phthalate	Ave	0.8688	0.8960	0.0100	10.3	10.0	3.1	30.0
4,4'-Methylene bis(2-chloroaniline)	Ave	0.2291	0.2402		10.5	10.0	4.8	30.0

FORM VII
GC/MS SEMI VOA CONTINUING CALIBRATION DATA

Lab Name: TestAmerica North Canton Job No.: 240-1112-1

SDG No.:

Lab Sample ID: ICV 240-8519/11 Calibration Date: 07/14/2011 13:22

Instrument ID: A4HP9 Calib Start Date: 07/14/2011 10:23

GC Column: RXI-5SILMS ID: 0.45(mm) Calib End Date: 07/14/2011 13:03

Lab File ID: 9TCLICV.D Conc. Units: ng/uL

ANALYTE	CURVE TYPE	AVE RRF	RRF	MIN RRF	CALC AMOUNT	SPIKE AMOUNT	%D	MAX %D
3,3'-Dichlorobenzidine	Ave	0.4279	0.4419	0.0100	10.3	10.0	3.3	30.0
Benzo[a]anthracene	Ave	1.161	1.172	0.8000	10.1	10.0	1.0	30.0
Chrysene	Ave	1.134	1.118	0.7000	9.86	10.0	-1.4	30.0
Di-n-octyl phthalate	Ave	1.687	1.795	0.0100	10.6	10.0	6.4	30.0
Benzo[b]fluoranthene	Ave	1.274	1.239	0.7000	9.73	10.0	-2.7	30.0
Benzo[k]fluoranthene	Ave	1.328	1.415	0.7000	10.7	10.0	6.6	30.0
Benzo[a]pyrene	Ave	1.167	1.213	0.7000	10.4	10.0	3.9	30.0
Dibenzo(a,h)anthracene	Ave	1.063	1.125	0.4000	10.6	10.0	5.8	30.0
Indeno[1,2,3-cd]pyrene	Ave	1.291	1.349	0.5000	10.4	10.0	4.5	30.0
Benzo[g,h,i]perylene	Ave	1.031	1.079	0.5000	10.5	10.0	4.7	30.0
2-Fluorophenol (Surr)	Ave	1.460	1.504		10.3	10.0	3.0	30.0
Phenol-d5 (Surr)	Ave	2.042	2.073		10.2	10.0	1.5	30.0
Nitrobenzene-d5 (Surr)	Ave	0.6660	0.6335		9.51	10.0	-4.9	30.0
2-Fluorobiphenyl (Surr)	Ave	1.329	1.367		10.3	10.0	2.8	30.0
2,4,6-Tribromophenol (Surr)	Ave	0.1597	0.1629		10.2	10.0	2.0	30.0
Terphenyl-d14 (Surr)	Ave	0.7394	0.7550		10.2	10.0	2.1	30.0

FORM V
GC/MS SEMI VOA INSTRUMENT PERFORMANCE CHECK
DECAFLUOROTRIPHENYLPHOSPHINE (DFTPP)

Lab Name: TestAmerica North Canton Job No.: 240-1112-1

SDG No.:

Lab File ID: 9DF0718.D DFTPP Injection Date: 07/18/2011

Instrument ID: A4HP9 DFTPP Injection Time: 10:56

Analysis Batch No.: 9079

M/E	ION ABUNDANCE CRITERIA	% RELATIVE ABUNDANCE	
51	30.0- 80.0% of mass 198	49.1	
68	Less than 2.0% of mass 69	0.0	(0.0)1
69	Mass 69 relative abundance	80.2	
70	Less than 2.0% of mass 69	0.2	(0.2)1
127	25.0 - 75.0% of mass 198	57.6	
197	Less than 1.0% of mass 198	0.0	
198	Base Peak, 100% relative abundance	100.0	
199	5.0 to 9.0% of mass 198	6.6	
275	10.0- 30.0% of mass 198	25.7	
365	Greater than 0.75% of mass 198	3.8	
441	Present, but less than mass 443	12.2	
442	40.0 - 110.0% of mass 198	70.4	
443	15.0 - 24.0% of mass 442	13.7	(19.5)2

1-Value is % mass 69 2-Value is % mass 442

THIS CHECK APPLIES TO THE FOLLOWING SAMPLES, MS, MSD, BLANKS AND STANDARDS:

CLIENT SAMPLE ID	LAB SAMPLE ID	LAB FILE ID	DATE ANALYZED	TIME ANALYZED
	CCV 240-9079/2	9SMH0718.D	07/18/2011	11:12
	CCV 240-9079/3	9AMH0718.D	07/18/2011	11:32
DR-SB-27-10	240-1112-4	1112G4C.D	07/18/2011	15:46
DR-SB-28-10	240-1112-6	1112G6C.D	07/18/2011	16:06
DR-SB-29-10	240-1112-8	1112G8C.D	07/18/2011	16:25
DR-SB-31-02	240-1112-11	1112G11B.D	07/18/2011	16:44
DR-SB-30-08	240-1112-10	1112G10B.D	07/18/2011	17:04
DR-SB-32-12	240-1112-14	1112G14B.D	07/18/2011	17:23
DR-SB-31-14	240-1112-12	1112G12B.D	07/18/2011	17:43
DR-SB-30-02	240-1112-9	1112G9B.D	07/18/2011	18:02
DR-SB-32-02	240-1112-13	1112G13B.D	07/18/2011	18:22

FORM VII
GC/MS SEMI VOA CONTINUING CALIBRATION DATA

Lab Name: TestAmerica North Canton Job No.: 240-1112-1

SDG No.:

Lab Sample ID: CCV 240-9079/2 Calibration Date: 07/18/2011 11:12

Instrument ID: A4HP9 Calib Start Date: 07/14/2011 10:23

GC Column: RXI-5SILMS ID: 0.45(mm) Calib End Date: 07/14/2011 13:03

Lab File ID: 9SMH0718.D Conc. Units: ng/uL

ANALYTE	CURVE TYPE	AVE RRF	RRF	MIN RRF	CALC AMOUNT	SPIKE AMOUNT	%D	MAX %D
1,4-Dioxane	Ave	0.7460	0.7655		10.3	10.0	2.6	20.0
N-Nitrosodimethylamine	Ave	1.364	1.487		10.9	10.0	9.0	20.0
Pyridine	Ave	1.962	2.270		11.6	10.0	15.7	20.0
Ethyl methacrylate	Ave	2.036	2.098		10.3	10.0	3.0	20.0
3-Chloropropionitrile	Ave	0.8384	0.9260		11.0	10.0	10.5	20.0
Malononitrile	Ave	2.328	2.635		11.3	10.0	13.2	20.0
Benzaldehyde	Ave	1.809	1.756	0.0100	9.71	10.0	-2.9	20.0
Phenol	Ave	2.343	2.522	0.8000	10.8	10.0	7.6	20.0
Aniline	Ave	2.884	3.220		11.2	10.0	11.6	20.0
Bis(2-chloroethyl)ether	Ave	1.948	1.997	0.7000	10.3	10.0	2.5	20.0
2-Chlorophenol	Ave	1.393	1.433	0.8000	10.3	10.0	2.9	20.0
1,3-Dichlorobenzene	Ave	1.380	1.391		10.1	10.0	0.8	20.0
1,4-Dichlorobenzene	Ave	1.446	1.438		9.94	10.0	-0.6	20.0
Benzyl alcohol	Ave	1.024	1.087		10.6	10.0	6.2	20.0
1,2-Dichlorobenzene	Ave	1.322	1.333		10.1	10.0	0.8	20.0
2-Methylphenol	Ave	1.517	1.574	0.7000	10.4	10.0	3.7	20.0
2,2'-oxybis[1-chloropropane]	Ave	1.624	1.920		11.8	10.0	18.2	20.0
3 & 4 Methylphenol	Ave	1.561	1.655		10.6	10.0	6.1	20.0
N-Nitrosodi-n-propylamine	Ave	1.755	1.894	0.5000	10.8	10.0	7.9	20.0
Acetophenone	Ave	2.407	2.484	0.0100	10.3	10.0	3.2	20.0
Hexachloroethane	Ave	0.6633	0.6543	0.3000	9.86	10.0	-1.4	20.0
Nitrobenzene	Ave	0.6719	0.6786	0.2000	10.1	10.0	1.0	20.0
Isophorone	Ave	1.171	1.199	0.4000	10.2	10.0	2.5	20.0
2-Nitrophenol	Ave	0.1943	0.1976	0.1000	10.2	10.0	1.7	20.0
1,3,5-Trichlorobenzene	Ave	0.3184	0.2886		9.06	10.0	-9.4	20.0
2,4-Dimethylphenol	Ave	0.5047	0.4984	0.2000	9.88	10.0	-1.2	20.0
Bis(2-chloroethoxy)methane	Ave	0.5665	0.5969	0.3000	10.5	10.0	5.4	20.0
Benzoic acid	Qua		0.2441		19.2	20.0	-4.0	20.0
2,4-Dichlorophenol	Ave	0.2645	0.2691	0.2000	10.2	10.0	1.7	20.0
1,2,4-Trichlorobenzene	Ave	0.3072	0.2911		9.48	10.0	-5.2	20.0
Naphthalene	Ave	1.118	1.104	0.7000	9.88	10.0	-1.2	20.0
4-Chloroaniline	Ave	0.4603	0.4695	0.0100	10.2	10.0	2.0	20.0
Hexachlorobutadiene	Ave	0.1915	0.1687	0.0100	8.81	10.0	-11.9	20.0
1,2,3-Trichlorobenzene	Ave	0.2862	0.2700		9.43	10.0	-5.7	20.0
Caprolactam	Ave	0.1347	0.1518	0.0100	11.3	10.0	12.7	20.0
4-Chloro-3-methylphenol	Ave	0.4252	0.4304	0.2000	10.1	10.0	1.2	20.0
2-Methylnaphthalene	Ave	0.5860	0.5708	0.4000	9.74	10.0	-2.6	20.0
1-Methylnaphthalene	Ave	0.6781	0.6514		9.61	10.0	-3.9	20.0
1,2,3,5-Tetrachlorobenzene	Ave	0.5438	0.4959		9.12	10.0	-8.8	20.0
Hexachlorocyclopentadiene	Ave	0.3923	0.3236	0.0500	8.25	10.0	-17.5	20.0
2,4,6-Trichlorophenol	Ave	0.3465	0.3407	0.2000	9.83	10.0	-1.7	20.0

FORM VII
GC/MS SEMI VOA CONTINUING CALIBRATION DATA

Lab Name: TestAmerica North Canton Job No.: 240-1112-1

SDG No.:

Lab Sample ID: CCV 240-9079/2 Calibration Date: 07/18/2011 11:12

Instrument ID: A4HP9 Calib Start Date: 07/14/2011 10:23

GC Column: RXI-5SILMS ID: 0.45(mm) Calib End Date: 07/14/2011 13:03

Lab File ID: 9SMH0718.D Conc. Units: ng/uL

ANALYTE	CURVE TYPE	AVE RRF	RRF	MIN RRF	CALC AMOUNT	SPIKE AMOUNT	%D	MAX %D
2,4,5-Trichlorophenol	Ave	0.3871	0.3693	0.2000	9.54	10.0	-4.6	20.0
2,4-Toluene diamine	Qua		0.1504		7.00	10.0	-30.0*	20.0
1,1'-Biphenyl	Ave	1.584	1.512	0.0100	9.55	10.0	-4.5	20.0
1,2,3,4 -Tetrachlorobenzene	Ave	0.5225	0.4782		9.15	10.0	-8.5	20.0
2-Chloronaphthalene	Ave	1.113	1.093	0.8000	9.82	10.0	-1.8	20.0
2-Nitroaniline	Ave	0.6227	0.6658	0.0100	10.7	10.0	6.9	20.0
Dimethyl phthalate	Ave	1.359	1.336	0.0100	9.83	10.0	-1.7	20.0
2,6-Dinitrotoluene	Ave	0.2940	0.3014		10.3	10.0	2.5	20.0
1,2-Dinitrobenzene	Ave	0.1528	0.1577		10.3	10.0	3.2	20.0
Acenaphthylene	Ave	1.967	1.936	0.9000	9.84	10.0	-1.6	20.0
3-Nitroaniline	Ave	0.3381	0.3541	0.0100	10.5	10.0	4.7	20.0
2,4-Dinitrophenol	Qua		0.2228	0.0100	18.6	20.0	-7.0	20.0
Acenaphthene	Ave	1.262	1.205	0.9000	9.55	10.0	-4.5	20.0
4-Nitrophenol	Ave	0.2965	0.2901		9.78	10.0	-2.2	20.0
2,4-Dinitrotoluene	Ave	0.3991	0.4078	0.2000	10.2	10.0	2.2	20.0
Dibenzofuran	Ave	1.711	1.670	0.8000	9.76	10.0	-2.4	20.0
2,3,5,6-Tetrachlorophenol	Ave	0.3326	0.2848		8.56	10.0	-14.4	20.0
Diethyl phthalate	Ave	1.511	1.459	0.0100	9.66	10.0	-3.4	20.0
4-Chlorophenyl phenyl ether	Ave	0.6621	0.6287	0.4000	9.50	10.0	-5.0	20.0
4-Nitroaniline	Ave	0.3761	0.3845	0.0100	10.2	10.0	2.2	20.0
Fluorene	Ave	1.325	1.283	0.9000	9.68	10.0	-3.2	20.0
4,6-Dinitro-2-methylphenol	Ave	0.1405	0.1421	0.0100	10.1	10.0	1.2	20.0
N-Nitrosodiphenylamine	Ave	0.5824	0.5889	0.0100	10.1	10.0	1.1	20.0
1,2-Diphenylhydrazine(as Azobenzene)	Ave	1.479	1.571		10.6	10.0	6.2	20.0
Azobenzene	Ave	1.479	1.571		10.6	10.0	6.3	20.0
4-Bromophenyl phenyl ether	Ave	0.2042	0.1944	0.1000	9.52	10.0	-4.8	20.0
Hexachlorobenzene	Ave	0.2010	0.1918	0.1000	9.54	10.0	-4.6	20.0
Atrazine	Ave	0.1993	0.1956	0.0100	9.81	10.0	-1.9	20.0
Pentachlorophenol	Qua		0.1181	0.0500	16.8	20.0	-16.0	20.0
Phenanthrene	Ave	1.116	1.090	0.7000	9.76	10.0	-2.4	20.0
Anthracene	Ave	1.124	1.114	0.7000	9.91	10.0	-0.9	20.0
Carbazole	Ave	1.091	1.097	0.0100	10.1	10.0	0.6	20.0
Di-n-butyl phthalate	Ave	1.432	1.455	0.0100	10.2	10.0	1.6	20.0
Fluoranthene	Ave	1.227	1.184	0.6000	9.65	10.0	-3.5	20.0
Benzidine	Ave	0.6090	0.6648		10.9	10.0	9.2	20.0
Pyrene	Ave	1.232	1.222	0.6000	9.92	10.0	-0.8	20.0
Butyl benzyl phthalate	Ave	0.6251	0.6169	0.0100	9.87	10.0	-1.3	20.0
3,3'-Dimethoxybenzidine	Ave	0.2385	0.2462		10.3	10.0	3.2	20.0
Bis(2-ethylhexyl) phthalate	Ave	0.8688	0.8844	0.0100	10.2	10.0	1.8	20.0
4,4'-Methylene bis(2-chloroaniline)	Ave	0.2291	0.2307		10.1	10.0	0.7	20.0

FORM VII
GC/MS SEMI VOA CONTINUING CALIBRATION DATA

Lab Name: TestAmerica North Canton Job No.: 240-1112-1

SDG No.:

Lab Sample ID: CCV 240-9079/2 Calibration Date: 07/18/2011 11:12

Instrument ID: A4HP9 Calib Start Date: 07/14/2011 10:23

GC Column: RXI-5SILMS ID: 0.45(mm) Calib End Date: 07/14/2011 13:03

Lab File ID: 9SMH0718.D Conc. Units: ng/uL

ANALYTE	CURVE TYPE	AVE RRF	RRF	MIN RRF	CALC AMOUNT	SPIKE AMOUNT	%D	MAX %D
3,3'-Dichlorobenzidine	Ave	0.4279	0.4266	0.0100	9.97	10.0	-0.3	20.0
Benzo[a]anthracene	Ave	1.161	1.153	0.8000	9.93	10.0	-0.7	20.0
Chrysene	Ave	1.134	1.090	0.7000	9.61	10.0	-3.9	20.0
Di-n-octyl phthalate	Ave	1.687	1.761	0.0100	10.4	10.0	4.4	20.0
Benzo[b]fluoranthene	Ave	1.274	1.308	0.7000	10.3	10.0	2.7	20.0
Benzo[k]fluoranthene	Ave	1.328	1.298	0.7000	9.77	10.0	-2.3	20.0
Benzo[a]pyrene	Ave	1.167	1.179	0.7000	10.1	10.0	1.0	20.0
Dibenzo(a,h)anthracene	Ave	1.063	1.098	0.4000	10.3	10.0	3.3	20.0
Indeno[1,2,3-cd]pyrene	Ave	1.291	1.323	0.5000	10.3	10.0	2.5	20.0
Benzo[g,h,i]perylene	Ave	1.031	1.076	0.5000	10.4	10.0	4.4	20.0
2-Fluorophenol (Surr)	Ave	1.460	1.539		10.5	10.0	5.4	20.0
Phenol-d5 (Surr)	Ave	2.042	2.217		10.9	10.0	8.6	20.0
Nitrobenzene-d5 (Surr)	Ave	0.6660	0.6323		9.49	10.0	-5.1	20.0
2-Fluorobiphenyl (Surr)	Ave	1.329	1.303		9.80	10.0	-2.0	20.0
2,4,6-Tribromophenol (Surr)	Ave	0.1597	0.1478		9.25	10.0	-7.5	20.0
Terphenyl-d14 (Surr)	Ave	0.7394	0.7291		9.86	10.0	-1.4	20.0

FORM IV
GC/MS SEMI VOA METHOD BLANK SUMMARY

Lab Name: TestAmerica North Canton Job No.: 240-1112-1

SDG No.:

Lab File ID: 0711123.D Lab Sample ID: MB 240-5977/23-A

Matrix: Solid Date Extracted: 06/24/2011 10:31

Instrument ID: A4AG2 Date Analyzed: 07/11/2011 23:06

Level:(Low/Med) Low

THIS METHOD BLANK APPLIES TO THE FOLLOWING SAMPLES:

CLIENT SAMPLE ID	LAB SAMPLE ID	LAB FILE ID	DATE ANALYZED
	LCS 240-5977/24-A	0712106.D	07/12/2011 11:43
DR-SB-26-02	240-1112-1	0713132.D	07/13/2011 18:58
DR-SB-26-10	240-1112-2	0713133.D	07/13/2011 19:14

FORM I
GC/MS SEMI VOA ORGANICS ANALYSIS DATA SHEET

Lab Name: TestAmerica North Canton | Job No.: 240-1112-1

SDG No.:

Client Sample ID: | Lab Sample ID: MB 240-5977/23-A

Matrix: Solid | Lab File ID: 0711123.D

Analysis Method: 8270D | Date Collected:

Extract. Method: 3540C | Date Extracted: 06/24/2011 10:31

Sample wt/vol: 30.00(g) | Date Analyzed: 07/11/2011 23:06

Con. Extract Vol.: 2.00(mL) | Dilution Factor: 1

Injection Volume: 1(uL) | Level: (low/med) Low

% Moisture: | GPC Cleanup:(Y/N) N

Analysis Batch No.: 7975 | Units: ug/Kg

CAS NO.	COMPOUND NAME	RESULT	Q	RL	MDL
92-52-4	1,1'-Biphenyl	50	U	50	27
123-91-1	1,4-Dioxane	100	U	100	22
88-06-2	2,4,6-Trichlorophenol	150	U	150	80
95-95-4	2,4,5-Trichlorophenol	150	U	150	25
120-83-2	2,4-Dichlorophenol	150	U	150	20
105-67-9	2,4-Dimethylphenol	150	U	150	20
51-28-5	2,4-Dinitrophenol	330	U	330	80
121-14-2	2,4-Dinitrotoluene	200	U	200	27
91-58-7	2-Chloronaphthalene	50	U	50	3.3
95-57-8	2-Chlorophenol	50	U	50	27
91-57-6	2-Methylnaphthalene	6.7	U	6.7	3.3
95-48-7	2-Methylphenol	200	U	200	80
88-74-4	2-Nitroaniline	200	U	200	9.1
88-75-5	2-Nitrophenol	50	U	50	27
15831-10-4	3 & 4 Methylphenol	400	U	400	20
91-94-1	3,3'-Dichlorobenzidine	100	U	100	18
99-09-2	3-Nitroaniline	200	U	200	16
534-52-1	4,6-Dinitro-2-methylphenol	150	U	150	80
101-55-3	4-Bromophenyl phenyl ether	50	U	50	13
59-50-7	4-Chloro-3-methylphenol	150	U	150	21
106-47-8	4-Chloroaniline	150	U	150	17
7005-72-3	4-Chlorophenyl phenyl ether	50	U	50	13
100-01-6	4-Nitroaniline	200	U	200	26
83-32-9	Acenaphthene	6.7	U	6.7	3.3
208-96-8	Acenaphthylene	6.7	U	6.7	3.3
98-86-2	Acetophenone	100	U	100	9.2
120-12-7	Anthracene	6.7	U	6.7	3.3
1912-24-9	Atrazine	200	U	200	9.1
100-52-7	Benzaldehyde	100	U	100	12
56-55-3	Benzo[a]anthracene	6.7	U	6.7	3.3
50-32-8	Benzo[a]pyrene	6.7	U	6.7	3.3
205-99-2	Benzo[b]fluoranthene	6.7	U	6.7	3.3
191-24-2	Benzo[g,h,i]perylene	6.7	U	6.7	3.3
207-08-9	Benzo[k]fluoranthene	6.7	U	6.7	3.3

FORM I

GC/MS SEMI VOA ORGANICS ANALYSIS DATA SHEET

Lab Name: TestAmerica North Canton | Job No.: 240-1112-1

SDG No.:

Client Sample ID: | Lab Sample ID: MB 240-5977/23-A

Matrix: Solid | Lab File ID: 0711123.D

Analysis Method: 8270D | Date Collected:

Extract. Method: 3540C | Date Extracted: 06/24/2011 10:31

Sample wt/vol: 30.00(g) | Date Analyzed: 07/11/2011 23:06

Con. Extract Vol.: 2.00(mL) | Dilution Factor: 1

Injection Volume: 1(uL) | Level: (low/med) Low

% Moisture: | GPC Cleanup:(Y/N) N

Analysis Batch No.: 7975 | Units: ug/Kg

CAS NO.	COMPOUND NAME	RESULT	Q	RL	MDL
111-91-1	Bis(2-chloroethoxy)methane	100	U	100	22
111-44-4	Bis(2-chloroethyl)ether	100	U	100	2.0
117-81-7	Bis(2-ethylhexyl) phthalate	50	U	50	19
85-68-7	Butyl benzyl phthalate	50	U	50	10
105-60-2	Caprolactam	330	U	330	37
86-74-8	Carbazole	50	U	50	27
218-01-9	Chrysene	6.7	U	6.7	1.1
84-74-2	Di-n-butyl phthalate	50	U	50	15
117-84-0	Di-n-octyl phthalate	50	U	50	27
53-70-3	Dibenzo(a,h)anthracene	6.7	U	6.7	3.3
132-64-9	Dibenzofuran	50	U	50	3.3
84-66-2	Diethyl phthalate	50	U	50	16
131-11-3	Dimethyl phthalate	50	U	50	17
206-44-0	Fluoranthene	6.7	U	6.7	3.3
86-73-7	Fluorene	6.7	U	6.7	3.3
118-74-1	Hexachlorobenzene	6.7	U	6.7	2.1
87-68-3	Hexachlorobutadiene	50	U	50	27
77-47-4	Hexachlorocyclopentadiene	330	U	330	27
67-72-1	Hexachloroethane	50	U	50	9.0
193-39-5	Indeno[1,2,3-cd]pyrene	6.7	U	6.7	3.3
78-59-1	Isophorone	50	U	50	13
621-64-7	N-Nitrosodi-n-propylamine	50	U	50	27
62-75-9	N-Nitrosodimethylamine	100	U	100	16
86-30-6	N-Nitrosodiphenylamine	50	U	50	21
91-20-3	Naphthalene	6.7	U	6.7	3.3
98-95-3	Nitrobenzene	100	U	100	2.2
87-86-5	Pentachlorophenol	150	U	150	80
85-01-8	Phenanthrene	6.7	U	6.7	3.3
108-95-2	Phenol	50	U	50	27
129-00-0	Pyrene	6.7	U	6.7	3.3
108-60-1	2,2'-oxybis[1-chloropropane]	100	U	100	9.5
606-20-2	2,6-Dinitrotoluene	200	U	200	21
100-02-7	4-Nitrophenol	330	U	330	80

FORM I
GC/MS SEMI VOA ORGANICS ANALYSIS DATA SHEET

Lab Name: TestAmerica North Canton | Job No.: 240-1112-1

SDG No.:

Client Sample ID: | Lab Sample ID: MB 240-5977/23-A

Matrix: Solid | Lab File ID: 0711123.D

Analysis Method: 8270D | Date Collected:

Extract. Method: 3540C | Date Extracted: 06/24/2011 10:31

Sample wt/vol: 30.00(g) | Date Analyzed: 07/11/2011 23:06

Con. Extract Vol.: 2.00(mL) | Dilution Factor: 1

Injection Volume: 1(uL) | Level: (low/med) Low

% Moisture: | GPC Cleanup:(Y/N) N

Analysis Batch No.: 7975 | Units: ug/Kg

CAS NO.	SURROGATE	%REC	Q	LIMITS
1718-51-0	Terphenyl-d14 (Surr)	69		41-119
4165-62-2	Phenol-d5 (Surr)	53		28-110
4165-60-0	Nitrobenzene-d5 (Surr)	49		24-112
367-12-4	2-Fluorophenol (Surr)	54		26-110
321-60-8	2-Fluorobiphenyl (Surr)	50		34-110
118-79-6	2,4,6-Tribromophenol (Surr)	39		10-118

FORM IV
GC/MS SEMI VOA METHOD BLANK SUMMARY

Lab Name: TestAmerica North Canton Job No.: 240-1112-1

SDG No.:

Lab File ID: MB6086.D Lab Sample ID: MB 240-6086/21-A

Matrix: Solid Date Extracted: 06/25/2011 07:44

Instrument ID: A4HP9 Date Analyzed: 07/12/2011 17:46

Level:(Low/Med) Low

THIS METHOD BLANK APPLIES TO THE FOLLOWING SAMPLES:

CLIENT SAMPLE ID	LAB SAMPLE ID	LAB FILE ID	DATE ANALYZED
	LCS 240-6086/22-A	LCS6086.D	07/12/2011 18:05
DR-SB-27-02	240-1112-3	1112G3C.D	07/13/2011 03:05
DR-SB-29-02	240-1112-7	1112G7C.D	07/13/2011 03:24
DR-SB-28-02	240-1112-5	1112G5C.D	07/13/2011 03:43

FORM I
GC/MS SEMI VOA ORGANICS ANALYSIS DATA SHEET

Lab Name: TestAmerica North Canton | Job No.: 240-1112-1

SDG No.:

Client Sample ID: | Lab Sample ID: MB 240-6086/21-A

Matrix: Solid | Lab File ID: MB6086.D

Analysis Method: 8270D | Date Collected:

Extract. Method: 3540C | Date Extracted: 06/25/2011 07:44

Sample wt/vol: 30(g) | Date Analyzed: 07/12/2011 17:46

Con. Extract Vol.: 2(mL) | Dilution Factor: 1

Injection Volume: 1(uL) | Level: (low/med) Low

% Moisture: | GPC Cleanup:(Y/N) N

Analysis Batch No.: 8302 | Units: ug/Kg

CAS NO.	COMPOUND NAME	RESULT	Q	RL	MDL
92-52-4	1,1'-Biphenyl	50	U	50	27
123-91-1	1,4-Dioxane	100	U	100	22
88-06-2	2,4,6-Trichlorophenol	150	U	150	80
95-95-4	2,4,5-Trichlorophenol	150	U	150	25
120-83-2	2,4-Dichlorophenol	150	U	150	20
105-67-9	2,4-Dimethylphenol	150	U	150	20
51-28-5	2,4-Dinitrophenol	330	U	330	80
121-14-2	2,4-Dinitrotoluene	200	U	200	27
91-58-7	2-Chloronaphthalene	50	U	50	3.3
95-57-8	2-Chlorophenol	50	U	50	27
91-57-6	2-Methylnaphthalene	6.7	U	6.7	3.3
95-48-7	2-Methylphenol	200	U	200	80
88-74-4	2-Nitroaniline	200	U	200	9.1
88-75-5	2-Nitrophenol	50	U	50	27
15831-10-4	3 & 4 Methylphenol	400	U	400	20
91-94-1	3,3'-Dichlorobenzidine	100	U	100	18
99-09-2	3-Nitroaniline	200	U	200	16
534-52-1	4,6-Dinitro-2-methylphenol	150	U	150	80
101-55-3	4-Bromophenyl phenyl ether	50	U	50	13
59-50-7	4-Chloro-3-methylphenol	150	U	150	21
106-47-8	4-Chloroaniline	150	U	150	17
7005-72-3	4-Chlorophenyl phenyl ether	50	U	50	13
100-01-6	4-Nitroaniline	200	U	200	26
83-32-9	Acenaphthene	6.7	U	6.7	3.3
208-96-8	Acenaphthylene	6.7	U	6.7	3.3
98-86-2	Acetophenone	100	U	100	9.2
120-12-7	Anthracene	6.7	U	6.7	3.3
1912-24-9	Atrazine	200	U	200	9.1
100-52-7	Benzaldehyde	100	U	100	12
56-55-3	Benzo[a]anthracene	6.7	U	6.7	3.3
50-32-8	Benzo[a]pyrene	6.7	U	6.7	3.3
205-99-2	Benzo[b]fluoranthene	6.7	U	6.7	3.3
191-24-2	Benzo[g,h,i]perylene	6.7	U	6.7	3.3
207-08-9	Benzo[k]fluoranthene	6.7	U	6.7	3.3

FORM I
GC/MS SEMI VOA ORGANICS ANALYSIS DATA SHEET

Lab Name: TestAmerica North Canton | Job No.: 240-1112-1

SDG No.:

Client Sample ID: | Lab Sample ID: MB 240-6086/21-A

Matrix: Solid | Lab File ID: MB6086.D

Analysis Method: 8270D | Date Collected:

Extract. Method: 3540C | Date Extracted: 06/25/2011 07:44

Sample wt/vol: 30(g) | Date Analyzed: 07/12/2011 17:46

Con. Extract Vol.: 2(mL) | Dilution Factor: 1

Injection Volume: 1(uL) | Level: (low/med) Low

% Moisture: | GPC Cleanup:(Y/N) N

Analysis Batch No.: 8302 | Units: ug/Kg

CAS NO.	COMPOUND NAME	RESULT	Q	RL	MDL
111-91-1	Bis(2-chloroethoxy)methane	100	U	100	22
111-44-4	Bis(2-chloroethyl)ether	100	U	100	2.0
117-81-7	Bis(2-ethylhexyl) phthalate	50	U	50	19
85-68-7	Butyl benzyl phthalate	50	U	50	10
105-60-2	Caprolactam	330	U	330	37
86-74-8	Carbazole	50	U	50	27
218-01-9	Chrysene	6.7	U	6.7	1.1
84-74-2	Di-n-butyl phthalate	50	U	50	15
117-84-0	Di-n-octyl phthalate	50	U	50	27
53-70-3	Dibenzo(a,h)anthracene	6.7	U	6.7	3.3
132-64-9	Dibenzofuran	50	U	50	3.3
84-66-2	Diethyl phthalate	50	U	50	16
131-11-3	Dimethyl phthalate	50	U	50	17
206-44-0	Fluoranthene	6.7	U	6.7	3.3
86-73-7	Fluorene	6.7	U	6.7	3.3
118-74-1	Hexachlorobenzene	6.7	U	6.7	2.1
87-68-3	Hexachlorobutadiene	50	U	50	27
77-47-4	Hexachlorocyclopentadiene	330	U	330	27
67-72-1	Hexachloroethane	50	U	50	9.0
193-39-5	Indeno[1,2,3-cd]pyrene	6.7	U	6.7	3.3
78-59-1	Isophorone	50	U	50	13
621-64-7	N-Nitrosodi-n-propylamine	50	U	50	27
62-75-9	N-Nitrosodimethylamine	100	U	100	16
86-30-6	N-Nitrosodiphenylamine	50	U	50	21
91-20-3	Naphthalene	6.7	U	6.7	3.3
98-95-3	Nitrobenzene	100	U	100	2.2
87-86-5	Pentachlorophenol	150	U	150	80
85-01-8	Phenanthrene	6.7	U	6.7	3.3
108-95-2	Phenol	50	U	50	27
129-00-0	Pyrene	6.7	U	6.7	3.3
108-60-1	2,2'-oxybis[1-chloropropane]	100	U	100	9.5
606-20-2	2,6-Dinitrotoluene	200	U	200	21
100-02-7	4-Nitrophenol	330	U	330	80

FORM I
GC/MS SEMI VOA ORGANICS ANALYSIS DATA SHEET

Lab Name: TestAmerica North Canton | Job No.: 240-1112-1

SDG No.:

Client Sample ID: | Lab Sample ID: MB 240-6086/21-A

Matrix: Solid | Lab File ID: MB6086.D

Analysis Method: 8270D | Date Collected:

Extract. Method: 3540C | Date Extracted: 06/25/2011 07:44

Sample wt/vol: 30(g) | Date Analyzed: 07/12/2011 17:46

Con. Extract Vol.: 2(mL) | Dilution Factor: 1

Injection Volume: 1(uL) | Level: (low/med) Low

% Moisture: | GPC Cleanup:(Y/N) N

Analysis Batch No.: 8302 | Units: ug/Kg

CAS NO.	SURROGATE	%REC	Q	LIMITS
1718-51-0	Terphenyl-d14 (Surr)	70		41-119
4165-62-2	Phenol-d5 (Surr)	64		28-110
4165-60-0	Nitrobenzene-d5 (Surr)	52		24-112
367-12-4	2-Fluorophenol (Surr)	62		26-110
321-60-8	2-Fluorobiphenyl (Surr)	51		34-110
118-79-6	2,4,6-Tribromophenol (Surr)	39		10-118

FORM IV
GC/MS SEMI VOA METHOD BLANK SUMMARY

Lab Name: TestAmerica North Canton Job No.: 240-1112-1

SDG No.:

Lab File ID: 0630141.D Lab Sample ID: MB 240-6212/23-A

Matrix: Solid Date Extracted: 06/27/2011 11:35

Instrument ID: A4AG2 Date Analyzed: 06/30/2011 19:50

Level:(Low/Med) Low

THIS METHOD BLANK APPLIES TO THE FOLLOWING SAMPLES:

CLIENT SAMPLE ID	LAB SAMPLE ID	LAB FILE ID	DATE ANALYZED
	LCS 240-6212/24-A	0630142.D	06/30/2011 20:07
DR-SB-35-10	240-1112-20	0703135.D	07/03/2011 18:39
DR-SB-35-02	240-1112-19	0703136.D	07/03/2011 18:55
DR-SB-34-08	240-1112-18	0703137.D	07/03/2011 19:12
DR-SB-33-12	240-1112-16	0706122.D	07/06/2011 15:18
DR-SB-34-02	240-1112-17	0706123.D	07/06/2011 15:35
DR-SB-34-02 MS	240-1112-17 MS	0706124.D	07/06/2011 15:52
DR-SB-34-02 MSD	240-1112-17 MSD	0706125.D	07/06/2011 16:08
DR-SB-33-02	240-1112-15	0706126.D	07/06/2011 16:25

FORM I
GC/MS SEMI VOA ORGANICS ANALYSIS DATA SHEET

Lab Name: TestAmerica North Canton | Job No.: 240-1112-1

SDG No.:

Client Sample ID: | Lab Sample ID: MB 240-6212/23-A

Matrix: Solid | Lab File ID: 0630141.D

Analysis Method: 8270D | Date Collected:

Extract. Method: 3540C | Date Extracted: 06/27/2011 11:35

Sample wt/vol: 30.00(g) | Date Analyzed: 06/30/2011 19:50

Con. Extract Vol.: 2(mL) | Dilution Factor: 1

Injection Volume: 1(uL) | Level: (low/med) Low

% Moisture: | GPC Cleanup:(Y/N) N

Analysis Batch No.: 6760 | Units: ug/Kg

CAS NO.	COMPOUND NAME	RESULT	Q	RL	MDL
92-52-4	1,1'-Biphenyl	50	U	50	27
123-91-1	1,4-Dioxane	100	U	100	22
88-06-2	2,4,6-Trichlorophenol	150	U	150	80
95-95-4	2,4,5-Trichlorophenol	150	U	150	25
120-83-2	2,4-Dichlorophenol	150	U	150	20
105-67-9	2,4-Dimethylphenol	150	U	150	20
51-28-5	2,4-Dinitrophenol	330	U	330	80
121-14-2	2,4-Dinitrotoluene	200	U	200	27
91-58-7	2-Chloronaphthalene	50	U	50	3.3
95-57-8	2-Chlorophenol	50	U	50	27
91-57-6	2-Methylnaphthalene	6.7	U	6.7	3.3
95-48-7	2-Methylphenol	200	U	200	80
88-74-4	2-Nitroaniline	200	U	200	9.1
88-75-5	2-Nitrophenol	50	U	50	27
15831-10-4	3 & 4 Methylphenol	400	U	400	20
91-94-1	3,3'-Dichlorobenzidine	100	U	100	18
99-09-2	3-Nitroaniline	200	U	200	16
534-52-1	4,6-Dinitro-2-methylphenol	150	U	150	80
101-55-3	4-Bromophenyl phenyl ether	50	U	50	13
59-50-7	4-Chloro-3-methylphenol	150	U	150	21
106-47-8	4-Chloroaniline	150	U	150	17
7005-72-3	4-Chlorophenyl phenyl ether	50	U	50	13
100-01-6	4-Nitroaniline	200	U	200	26
83-32-9	Acenaphthene	6.7	U	6.7	3.3
208-96-8	Acenaphthylene	6.7	U	6.7	3.3
98-86-2	Acetophenone	100	U	100	9.2
120-12-7	Anthracene	6.7	U	6.7	3.3
1912-24-9	Atrazine	200	U	200	9.1
100-52-7	Benzaldehyde	100	U	100	12
56-55-3	Benzo[a]anthracene	6.7	U	6.7	3.3
50-32-8	Benzo[a]pyrene	6.7	U	6.7	3.3
205-99-2	Benzo[b]fluoranthene	6.7	U	6.7	3.3
191-24-2	Benzo[g,h,i]perylene	6.7	U	6.7	3.3
207-08-9	Benzo[k]fluoranthene	6.7	U	6.7	3.3

FORM I
GC/MS SEMI VOA ORGANICS ANALYSIS DATA SHEET

Lab Name: TestAmerica North Canton | Job No.: 240-1112-1

SDG No.:

Client Sample ID: | Lab Sample ID: MB 240-6212/23-A

Matrix: Solid | Lab File ID: 0630141.D

Analysis Method: 8270D | Date Collected:

Extract. Method: 3540C | Date Extracted: 06/27/2011 11:35

Sample wt/vol: 30.00(g) | Date Analyzed: 06/30/2011 19:50

Con. Extract Vol.: 2(mL) | Dilution Factor: 1

Injection Volume: 1(uL) | Level: (low/med) Low

% Moisture: | GPC Cleanup:(Y/N) N

Analysis Batch No.: 6760 | Units: ug/Kg

CAS NO.	COMPOUND NAME	RESULT	Q	RL	MDL
111-91-1	Bis(2-chloroethoxy)methane	100	U	100	22
111-44-4	Bis(2-chloroethyl)ether	100	U	100	2.0
117-81-7	Bis(2-ethylhexyl) phthalate	50	U	50	19
85-68-7	Butyl benzyl phthalate	50	U	50	10
105-60-2	Caprolactam	330	U	330	37
86-74-8	Carbazole	50	U	50	27
218-01-9	Chrysene	6.7	U	6.7	1.1
84-74-2	Di-n-butyl phthalate	50	U	50	15
117-84-0	Di-n-octyl phthalate	50	U	50	27
53-70-3	Dibenzo(a,h)anthracene	6.7	U	6.7	3.3
132-64-9	Dibenzofuran	50	U	50	3.3
84-66-2	Diethyl phthalate	50	U	50	16
131-11-3	Dimethyl phthalate	50	U	50	17
206-44-0	Fluoranthene	6.7	U	6.7	3.3
86-73-7	Fluorene	6.7	U	6.7	3.3
118-74-1	Hexachlorobenzene	6.7	U	6.7	2.1
87-68-3	Hexachlorobutadiene	50	U	50	27
77-47-4	Hexachlorocyclopentadiene	330	U	330	27
67-72-1	Hexachloroethane	50	U	50	9.0
193-39-5	Indeno[1,2,3-cd]pyrene	6.7	U	6.7	3.3
78-59-1	Isophorone	50	U	50	13
621-64-7	N-Nitrosodi-n-propylamine	50	U	50	27
62-75-9	N-Nitrosodimethylamine	100	U	100	16
86-30-6	N-Nitrosodiphenylamine	50	U	50	21
91-20-3	Naphthalene	6.7	U	6.7	3.3
98-95-3	Nitrobenzene	100	U	100	2.2
87-86-5	Pentachlorophenol	150	U	150	80
85-01-8	Phenanthrene	6.7	U	6.7	3.3
108-95-2	Phenol	50	U	50	27
129-00-0	Pyrene	6.7	U	6.7	3.3
108-60-1	2,2'-oxybis[1-chloropropane]	100	U	100	9.5
606-20-2	2,6-Dinitrotoluene	200	U	200	21
100-02-7	4-Nitrophenol	330	U	330	80

FORM I
GC/MS SEMI VOA ORGANICS ANALYSIS DATA SHEET

Lab Name: TestAmerica North Canton	Job No.: 240-1112-1
SDG No.:	
Client Sample ID:	Lab Sample ID: MB 240-6212/23-A
Matrix: Solid	Lab File ID: 0630141.D
Analysis Method: 8270D	Date Collected:
Extract. Method: 3540C	Date Extracted: 06/27/2011 11:35
Sample wt/vol: 30.00(g)	Date Analyzed: 06/30/2011 19:50
Con. Extract Vol.: 2(mL)	Dilution Factor: 1
Injection Volume: 1(uL)	Level: (low/med) Low
% Moisture:	GPC Cleanup:(Y/N) N
Analysis Batch No.: 6760	Units: ug/Kg

CAS NO.	SURROGATE	%REC	Q	LIMITS
1718-51-0	Terphenyl-d14 (Surr)	61		41-119
4165-62-2	Phenol-d5 (Surr)	52		28-110
4165-60-0	Nitrobenzene-d5 (Surr)	46		24-112
367-12-4	2-Fluorophenol (Surr)	54		26-110
321-60-8	2-Fluorobiphenyl (Surr)	49		34-110
118-79-6	2,4,6-Tribromophenol (Surr)	36		10-118

FORM II
GC/MS SEMI VOA SURROGATE RECOVERY

Lab Name: TestAmerica North Canton Job No.: 240-1112-1

SDG No.:

Matrix: Solid Level: Low

GC Column (1): RXI-5SILMS ID: 0.45 (mm)

Client Sample ID	Lab Sample ID	2FP	#	FBP	#	NBZ	#	TBP	#	PHL	#	TPH	#
DR-SB-32-02	240-1112-13	0	X	0	X	0	X	0	X	113	X	154	X

	QC LIMITS
2FP = 2-Fluorophenol (Surr)	26-110
FBP = 2-Fluorobiphenyl (Surr)	34-110
NBZ = Nitrobenzene-d5 (Surr)	24-112
TBP = 2,4,6-Tribromophenol (Surr)	10-118
PHL = Phenol-d5 (Surr)	28-110
TPH = Terphenyl-d14 (Surr)	41-119

Column to be used to flag recovery values

FORM II 8270D

FORM II
GC/MS SEMI VOA SURROGATE RECOVERY

Lab Name: TestAmerica North Canton Job No.: 240-1112-1

SDG No.:

Matrix: Solid Level: Low

GC Column (1): RXI-5SILMS ID: 0.45 (mm)

Client Sample ID	Lab Sample ID	2FP	#	PHL	#	NBZ	#	FBP	#	TBP	#	TPH	#
DR-SB-26-02	240-1112-1	67		69		51		53		45		66	
DR-SB-26-10	240-1112-2	64		63		51		53		27		65	
DR-SB-27-02	240-1112-3	64		64		56		60		71		86	
DR-SB-27-10	240-1112-4	71		73		61		61		58		77	
DR-SB-28-02	240-1112-5	53		60		42		50		48		80	
DR-SB-28-10	240-1112-6	74		77		63		62		46		73	
DR-SB-29-02	240-1112-7	71		73		61		68		76		90	
DR-SB-29-10	240-1112-8	63		67		52		54		44		70	
DR-SB-30-02	240-1112-9	66		71		55		57		42		70	
DR-SB-30-08	240-1112-10	68		71		57		55		45		70	
DR-SB-31-02	240-1112-11	68		71		57		57		41		72	
DR-SB-31-14	240-1112-12	67		69		56		55		41		72	
DR-SB-32-12	240-1112-14	75		77		64		63		37		74	
DR-SB-33-02	240-1112-15	40		40		32		42		75		67	
DR-SB-33-12	240-1112-16	61		59		52		61		45		71	
DR-SB-34-02	240-1112-17	46		46		37		57		45		74	
DR-SB-34-08	240-1112-18	53		22	X	35		52		26		63	
DR-SB-35-02	240-1112-19	49		25	X	35		43		31		57	
DR-SB-35-10	240-1112-20	47		21	X	36		45		40		60	
	MB 240-5977/23-A	54		53		49		50		39		69	
	MB 240-6086/21-A	62		64		52		51		39		70	
	MB 240-6212/23-A	54		52		46		49		36		61	
	LCS 240-5977/24-A	65		65		63		60		56		68	
	LCS 240-6086/22-A	62		65		55		56		60		72	
	LCS 240-6212/24-A	69		71		66		67		75		86	
DR-SB-34-02 MS	240-1112-17 MS	67		69		58		73		64		84	
DR-SB-34-02 MSD	240-1112-17 MSD	62		62		54		66		52		75	

	QC LIMITS
2FP = 2-Fluorophenol (Surr)	26-110
PHL = Phenol-d5 (Surr)	28-110
NBZ = Nitrobenzene-d5 (Surr)	24-112
FBP = 2-Fluorobiphenyl (Surr)	34-110
TBP = 2,4,6-Tribromophenol (Surr)	10-118
TPH = Terphenyl-d14 (Surr)	41-119

Column to be used to flag recovery values

FORM II 8270D

FORM III
GC/MS SEMI VOA LAB CONTROL SAMPLE RECOVERY

Lab Name: TestAmerica North Canton Job No.: 240-1112-1

SDG No.:

Matrix: Solid Level: Low Lab File ID: 0712106.D

Lab ID: LCS 240-5977/24-A Client ID:

COMPOUND	SPIKE ADDED (ug/Kg)	LCS CONCENTRATION (ug/Kg)	LCS % REC	QC LIMITS REC	#
1,1'-Biphenyl	667	411	62	50-130	
1,4-Dioxane	667	217	32	10-110	
2,4,6-Trichlorophenol	667	401	60	37-110	
2,4,5-Trichlorophenol	667	456	68	42-110	
2,4-Dichlorophenol	667	431	65	40-110	
2,4-Dimethylphenol	667	362	54	28-110	
2,4-Dinitrophenol	667	253 J	38	10-110	
2,4-Dinitrotoluene	667	443	66	55-116	
2-Chloronaphthalene	667	419	63	46-110	
2-Chlorophenol	667	431	65	39-110	
2-Methylnaphthalene	667	493	74	46-110	
2-Methylphenol	667	465	70	36-110	
2-Nitroaniline	667	431	65	47-124	
2-Nitrophenol	667	438	66	35-110	
3 & 4 Methylphenol	1330	853	64	40-110	
3,3'-Dichlorobenzidine	667	311	47	31-110	
3-Nitroaniline	667	403	60	44-110	
4,6-Dinitro-2-methylphenol	667	402	60	21-110	
4-Bromophenyl phenyl ether	667	413	62	53-112	
4-Chloro-3-methylphenol	667	443	66	42-110	
4-Chloroaniline	667	467	70	25-110	
4-Chlorophenyl phenyl ether	667	429	64	53-110	
4-Nitroaniline	667	425	64	50-110	
Acenaphthene	667	421	63	46-110	
Acenaphthylene	667	420	63	47-110	
Acetophenone	667	423	63	50-130	
Anthracene	667	427	64	56-111	
Atrazine	667	447	67	50-130	
Benzaldehyde	667	520	78	10-130	
Benzo[a]anthracene	667	421	63	58-111	
Benzo[a]pyrene	667	369	55	44-115	
Benzo[b]fluoranthene	667	511	77	43-124	
Benzo[g,h,i]perylene	667	433	65	44-120	
Benzo[k]fluoranthene	667	308	46	38-122	
Bis(2-chloroethoxy)methane	667	439	66	42-110	
Bis(2-chloroethyl)ether	667	421	63	41-110	
Bis(2-ethylhexyl) phthalate	667	455	68	56-123	
Butyl benzyl phthalate	667	445	67	57-121	
Caprolactam	667	431	65	50-130	
Carbazole	667	427	64	56-115	
Chrysene	667	421	63	56-111	
Di-n-butyl phthalate	667	454	68	57-119	

Column to be used to flag recovery and RPD values

FORM III 8270D

FORM III
GC/MS SEMI VOA LAB CONTROL SAMPLE RECOVERY

Lab Name: TestAmerica North Canton Job No.: 240-1112-1

SDG No.:

Matrix: Solid Level: Low Lab File ID: 0712106.D

Lab ID: LCS 240-5977/24-A Client ID:

COMPOUND	SPIKE ADDED (ug/Kg)	LCS CONCENTRATION (ug/Kg)	LCS % REC	QC LIMITS REC	#
Di-n-octyl phthalate	667	425	64	45-123	
Dibenzo(a,h)anthracene	667	427	64	45-122	
Dibenzofuran	667	416	62	50-110	
Diethyl phthalate	667	434	65	55-114	
Dimethyl phthalate	667	427	64	54-112	
Fluoranthene	667	440	66	55-118	
Fluorene	667	420	63	51-110	
Hexachlorobenzene	667	409	61	51-110	
Hexachlorobutadiene	667	407	61	39-110	
Hexachlorocyclopentadiene	667	345	52	10-110	
Hexachloroethane	667	404	61	38-110	
Indeno[1,2,3-cd]pyrene	667	427	64	45-121	
Isophorone	667	416	62	46-117	
N-Nitrosodi-n-propylamine	667	425	64	40-114	
N-Nitrosodimethylamine	667	401	60	10-130	
N-Nitrosodiphenylamine	667	411	62	54-112	
Naphthalene	667	417	62	42-110	
Nitrobenzene	667	433	65	40-110	
Pentachlorophenol	667	281	42	10-110	
Phenanthrene	667	419	63	54-110	
Phenol	667	443	66	39-110	
Pyrene	667	419	63	58-113	
2,2'-oxybis[1-chloropropane]	667	438	66	36-116	
2,6-Dinitrotoluene	667	455	68	54-115	
4-Nitrophenol	667	435	65	24-117	

Column to be used to flag recovery and RPD values

FORM III 8270D

FORM III
GC/MS SEMI VOA LAB CONTROL SAMPLE RECOVERY

Lab Name: TestAmerica North Canton Job No.: 240-1112-1

SDG No.:

Matrix: Solid Level: Low Lab File ID: LCS6086.D

Lab ID: LCS 240-6086/22-A Client ID:

COMPOUND	SPIKE ADDED (ug/Kg)	LCS CONCENTRATION (ug/Kg)	LCS % REC	QC LIMITS REC	#
1,1'-Biphenyl	667	368	55	50-130	
1,4-Dioxane	667	182	27	10-110	
2,4,6-Trichlorophenol	667	405	61	37-110	
2,4,5-Trichlorophenol	667	418	63	42-110	
2,4-Dichlorophenol	667	419	63	40-110	
2,4-Dimethylphenol	667	359	54	28-110	
2,4-Dinitrophenol	667	381	57	10-110	
2,4-Dinitrotoluene	667	458	69	55-116	
2-Chloronaphthalene	667	378	57	46-110	
2-Chlorophenol	667	383	57	39-110	
2-Methylnaphthalene	667	466	70	46-110	
2-Methylphenol	667	453	68	36-110	
2-Nitroaniline	667	433	65	47-124	
2-Nitrophenol	667	396	59	35-110	
3 & 4 Methylphenol	1330	833	63	40-110	
3,3'-Dichlorobenzidine	667	241	36	31-110	
3-Nitroaniline	667	379	57	44-110	
4,6-Dinitro-2-methylphenol	667	443	66	21-110	
4-Bromophenyl phenyl ether	667	399	60	53-112	
4-Chloro-3-methylphenol	667	443	66	42-110	
4-Chloroaniline	667	321	48	25-110	
4-Chlorophenyl phenyl ether	667	410	61	53-110	
4-Nitroaniline	667	423	63	50-110	
Acenaphthene	667	375	56	46-110	
Acenaphthylene	667	395	59	47-110	
Acetophenone	667	382	57	50-130	
Anthracene	667	405	61	56-111	
Atrazine	667	471	71	50-130	
Benzaldehyde	667	470	70	10-130	
Benzo[a]anthracene	667	413	62	58-111	
Benzo[a]pyrene	667	372	56	44-115	
Benzo[b]fluoranthene	667	408	61	43-124	
Benzo[g,h,i]perylene	667	445	67	44-120	
Benzo[k]fluoranthene	667	422	63	38-122	
Bis(2-chloroethoxy)methane	667	412	62	42-110	
Bis(2-chloroethyl)ether	667	382	57	41-110	
Bis(2-ethylhexyl) phthalate	667	452	68	56-123	
Butyl benzyl phthalate	667	433	65	57-121	
Caprolactam	667	513	77	50-130	
Carbazole	667	407	61	56-115	
Chrysene	667	413	62	56-111	
Di-n-butyl phthalate	667	445	67	57-119	

Column to be used to flag recovery and RPD values

FORM III 8270D

FORM III
GC/MS SEMI VOA LAB CONTROL SAMPLE RECOVERY

Lab Name: TestAmerica North Canton Job No.: 240-1112-1

SDG No.:

Matrix: Solid Level: Low Lab File ID: LCS6086.D

Lab ID: LCS 240-6086/22-A Client ID:

COMPOUND	SPIKE ADDED (ug/Kg)	LCS CONCENTRATION (ug/Kg)	LCS % REC	QC LIMITS REC	#
Di-n-octyl phthalate	667	443	66	45-123	
Dibenzo(a,h)anthracene	667	440	66	45-122	
Dibenzofuran	667	394	59	50-110	
Diethyl phthalate	667	427	64	55-114	
Dimethyl phthalate	667	419	63	54-112	
Fluoranthene	667	428	64	55-118	
Fluorene	667	396	59	51-110	
Hexachlorobenzene	667	402	60	51-110	
Hexachlorobutadiene	667	345	52	39-110	
Hexachlorocyclopentadiene	667	289 J	43	10-110	
Hexachloroethane	667	343	51	38-110	
Indeno[1,2,3-cd]pyrene	667	439	66	45-121	
Isophorone	667	395	59	46-117	
N-Nitrosodi-n-propylamine	667	399	60	40-114	
N-Nitrosodimethylamine	667	355	53	10-130	
N-Nitrosodiphenylamine	667	401	60	54-112	
Naphthalene	667	373	56	42-110	
Nitrobenzene	667	381	57	40-110	
Pentachlorophenol	667	359	54	10-110	
Phenanthrene	667	403	60	54-110	
Phenol	667	417	62	39-110	
Pyrene	667	415	62	58-113	
2,2'-oxybis[1-chloropropane]	667	385	58	36-116	
2,6-Dinitrotoluene	667	445	67	54-115	
4-Nitrophenol	667	487	73	24-117	

Column to be used to flag recovery and RPD values

FORM III 8270D

FORM III
GC/MS SEMI VOA LAB CONTROL SAMPLE RECOVERY

Lab Name: TestAmerica North Canton Job No.: 240-1112-1

SDG No.:

Matrix: Solid Level: Low Lab File ID: 0630142.D

Lab ID: LCS 240-6212/24-A Client ID:

COMPOUND	SPIKE ADDED (ug/Kg)	LCS CONCENTRATION (ug/Kg)	LCS % REC	QC LIMITS REC	#
1,1'-Biphenyl	667	473	71	50-130	
1,4-Dioxane	667	215	32	10-110	
2,4,6-Trichlorophenol	667	472	71	37-110	
2,4,5-Trichlorophenol	667	531	80	42-110	
2,4-Dichlorophenol	667	479	72	40-110	
2,4-Dimethylphenol	667	423	63	28-110	
2,4-Dinitrophenol	667	340	51	10-110	
2,4-Dinitrotoluene	667	573	86	55-116	
2-Chloronaphthalene	667	462	69	46-110	
2-Chlorophenol	667	460	69	39-110	
2-Methylnaphthalene	667	551	83	46-110	
2-Methylphenol	667	463	69	36-110	
2-Nitroaniline	667	506	76	47-124	
2-Nitrophenol	667	477	72	35-110	
3 & 4 Methylphenol	1330	927	70	40-110	
3,3'-Dichlorobenzidine	667	335	50	31-110	
3-Nitroaniline	667	471	71	44-110	
4,6-Dinitro-2-methylphenol	667	445	67	21-110	
4-Bromophenyl phenyl ether	667	496	74	53-112	
4-Chloro-3-methylphenol	667	490	73	42-110	
4-Chloroaniline	667	383	57	25-110	
4-Chlorophenyl phenyl ether	667	493	74	53-110	
4-Nitroaniline	667	518	78	50-110	
Acenaphthene	667	481	72	46-110	
Acenaphthylene	667	485	73	47-110	
Acetophenone	667	453	68	50-130	
Anthracene	667	531	80	56-111	
Atrazine	667	588	88	50-130	
Benzaldehyde	667	458	69	10-130	
Benzo[a]anthracene	667	509	76	58-111	
Benzo[a]pyrene	667	460	69	44-115	
Benzo[b]fluoranthene	667	475	71	43-124	
Benzo[g,h,i]perylene	667	542	81	44-120	
Benzo[k]fluoranthene	667	547	82	38-122	
Bis(2-chloroethoxy)methane	667	468	70	42-110	
Bis(2-chloroethyl)ether	667	491	74	41-110	
Bis(2-ethylhexyl) phthalate	667	575	86	56-123	
Butyl benzyl phthalate	667	546	82	57-121	
Caprolactam	667	511	77	50-130	
Carbazole	667	534	80	56-115	
Chrysene	667	504	76	56-111	
Di-n-butyl phthalate	667	614	92	57-119	

Column to be used to flag recovery and RPD values

FORM III 8270D

FORM III
GC/MS SEMI VOA LAB CONTROL SAMPLE RECOVERY

Lab Name: TestAmerica North Canton Job No.: 240-1112-1

SDG No.:

Matrix: Solid Level: Low Lab File ID: 0630142.D

Lab ID: LCS 240-6212/24-A Client ID:

COMPOUND	SPIKE ADDED (ug/Kg)	LCS CONCENTRATION (ug/Kg)	LCS % REC	QC LIMITS REC	#
Di-n-octyl phthalate	667	570	85	45-123	
Dibenzo(a,h)anthracene	667	531	80	45-122	
Dibenzofuran	667	481	72	50-110	
Diethyl phthalate	667	538	81	55-114	
Dimethyl phthalate	667	511	77	54-112	
Fluoranthene	667	565	85	55-118	
Fluorene	667	489	73	51-110	
Hexachlorobenzene	667	502	75	51-110	
Hexachlorobutadiene	667	427	64	39-110	
Hexachlorocyclopentadiene	667	353	53	10-110	
Hexachloroethane	667	426	64	38-110	
Indeno[1,2,3-cd]pyrene	667	531	80	45-121	
Isophorone	667	441	66	46-117	
N-Nitrosodi-n-propylamine	667	468	70	40-114	
N-Nitrosodimethylamine	667	401	60	10-130	
N-Nitrosodiphenylamine	667	503	75	54-112	
Naphthalene	667	459	69	42-110	
Nitrobenzene	667	455	68	40-110	
Pentachlorophenol	667	409	61	10-110	
Phenanthrene	667	529	79	54-110	
Phenol	667	463	69	39-110	
Pyrene	667	522	78	58-113	
2,2'-oxybis[1-chloropropane]	667	453	68	36-116	
2,6-Dinitrotoluene	667	553	83	54-115	
4-Nitrophenol	667	409	61	24-117	

Column to be used to flag recovery and RPD values

FORM III 8270D

FORM III
GC/MS SEMI VOA MATRIX SPIKE RECOVERY

Lab Name: TestAmerica North Canton Job No.: 240-1112-1

SDG No.:

Matrix: Solid Level: Low Lab File ID: 0706124.D

Lab ID: 240-1112-17 MS Client ID: DR-SB-34-02 MS

COMPOUND	SPIKE ADDED (ug/Kg)	SAMPLE CONCENTRATION (ug/Kg)	MS CONCENTRATION (ug/Kg)	MS % REC	QC LIMITS REC	#
1,1'-Biphenyl	741	110 U	566	76	50-130	
1,4-Dioxane	741	220 U	240	32	10-110	
2,4,6-Trichlorophenol	741	330 U	461	62	22-110	
2,4,5-Trichlorophenol	741	330 U	569	77	32-112	
2,4-Dichlorophenol	741	330 U	571	77	33-110	
2,4-Dimethylphenol	741	330 U	554	75	19-114	
2,4-Dinitrophenol	741	730 U	730 U	0	10-110	F
2,4-Dinitrotoluene	741	440 U	576	78	42-118	
2-Chloronaphthalene	741	110 U	541	73	40-110	
2-Chlorophenol	741	110 U	507	68	32-110	
2-Methylnaphthalene	741	51	691	86	10-200	
2-Methylphenol	741	440 U	536	72	19-124	
2-Nitroaniline	741	440 U	516	70	31-141	
2-Nitrophenol	741	110 U	493	67	17-110	
3 & 4 Methylphenol	1480	890 U	969	65	27-116	
3,3'-Dichlorobenzidine	741	220 U	247	33	10-110	
3-Nitroaniline	741	440 U	483	65	24-110	
4,6-Dinitro-2-methylphenol	741	330 U	330 U	0	10-110	F
4-Bromophenyl phenyl ether	741	110 U	581	78	44-120	
4-Chloro-3-methylphenol	741	330 U	562	76	32-117	
4-Chloroaniline	741	330 U	320 J	43	11-110	
4-Chlorophenyl phenyl ether	741	110 U	600	81	47-116	
4-Nitroaniline	741	440 U	483	65	23-124	
Acenaphthene	741	23	585	76	10-200	
Acenaphthylene	741	70	597	71	10-200	
Acetophenone	741	220 U	474	64	50-130	
Anthracene	741	170	699	72	10-200	
Atrazine	741	440 U	627	85	50-130	
Benzaldehyde	741	220 U	428	58	10-130	
Benzo[a]anthracene	741	820	1220	54	10-200	
Benzo[a]pyrene	741	1100	1390	42	10-200	
Benzo[b]fluoranthene	741	1000	1330	40	10-200	
Benzo[g,h,i]perylene	741	910	1320	56	10-200	
Benzo[k]fluoranthene	741	640	1010	50	10-200	
Bis(2-chloroethoxy)methane	741	220 U	488	66	36-110	
Bis(2-chloroethyl)ether	741	220 U	486	66	32-118	
Bis(2-ethylhexyl) phthalate	741	110 U	573	77	10-200	
Butyl benzyl phthalate	741	110 U	532	72	43-138	
Caprolactam	741	730 U	316 J	43	50-130	F
Carbazole	741	110 U	550	74	10-162	
Chrysene	741	900	1370	63	10-200	
Di-n-butyl phthalate	741	110 U	616	83	31-145	

Column to be used to flag recovery and RPD values

FORM III 8270D

FORM III
GC/MS SEMI VOA MATRIX SPIKE RECOVERY

Lab Name: TestAmerica North Canton Job No.: 240-1112-1

SDG No.:

Matrix: Solid Level: Low Lab File ID: 0706124.D

Lab ID: 240-1112-17 MS Client ID: DR-SB-34-02 MS

COMPOUND	SPIKE ADDED (ug/Kg)	SAMPLE CONCENTRATION (ug/Kg)	MS CONCENTRATION (ug/Kg)	MS % REC	QC LIMITS REC	#
Di-n-octyl phthalate	741	110 U	536	72	10-182	
Dibenzo(a,h)anthracene	741	15 U	695	94	10-200	
Dibenzofuran	741	110 U	571	77	10-200	
Diethyl phthalate	741	110 U	576	78	48-118	
Dimethyl phthalate	741	110 U	560	76	47-116	
Fluoranthene	741	870	1470	81	10-200	
Fluorene	741	40	596	75	10-187	
Hexachlorobenzene	741	15 U	584	79	37-122	
Hexachlorobutadiene	741	110 U	519	70	30-110	
Hexachlorocyclopentadiene	741	730 U	730 U	0	10-110	F
Hexachloroethane	741	110 U	408	55	13-110	
Indeno[1,2,3-cd]pyrene	741	660	1080	58	10-200	
Isophorone	741	110 U	443	60	32-129	
N-Nitrosodi-n-propylamine	741	110 U	445	60	30-121	
N-Nitrosodimethylamine	742	220 U	356	48	10-130	
N-Nitrosodiphenylamine	741	110 U	548	74	10-169	
Naphthalene	741	69	562	66	10-200	
Nitrobenzene	741	220 U	439	59	33-111	
Pentachlorophenol	741	330 U	330 U	0	10-182	F
Phenanthrene	741	290	886	80	10-200	
Phenol	741	110 U	461	62	10-144	
Pyrene	741	1400	1820	56	10-200	
2,2'-oxybis[1-chloropropane]	741	220 U	393	53	25-124	
2,6-Dinitrotoluene	741	440 U	603	81	28-137	
4-Nitrophenol	741	730 U	259 J	35	10-125	

Column to be used to flag recovery and RPD values

FORM III 8270D

FORM III
GC/MS SEMI VOA MATRIX SPIKE DUPLICATE RECOVERY

Lab Name: TestAmerica North Canton Job No.: 240-1112-1

SDG No.:

Matrix: Solid Level: Low Lab File ID: 0706125.D

Lab ID: 240-1112-17 MSD Client ID: DR-SB-34-02 MSD

COMPOUND	SPIKE ADDED (ug/Kg)	MSD CONCENTRATION (ug/Kg)	MSD % REC	% RPD	QC LIMITS RPD	QC LIMITS REC	#
1,1'-Biphenyl	741	521	70	8	30	50-130	
1,4-Dioxane	741	185 J	25	26	30	10-110	
2,4,6-Trichlorophenol	741	406	55	13	30	22-110	
2,4,5-Trichlorophenol	741	465	63	20	30	32-112	
2,4-Dichlorophenol	741	526	71	8	30	33-110	
2,4-Dimethylphenol	741	495	67	11	30	19-114	
2,4-Dinitrophenol	741	730 U	0	NC	30	10-110	F
2,4-Dinitrotoluene	741	539	73	7	30	42-118	
2-Chloronaphthalene	741	504	68	7	30	40-110	
2-Chlorophenol	741	474	64	7	30	32-110	
2-Methylnaphthalene	741	661	82	4	30	10-200	
2-Methylphenol	741	547	74	2	30	19-124	
2-Nitroaniline	741	480	65	7	30	31-141	
2-Nitrophenol	741	470	63	5	30	17-110	
3 & 4 Methylphenol	1480	970	66	0	30	27-116	
3,3'-Dichlorobenzidine	741	261	35	5	30	10-110	
3-Nitroaniline	741	456	62	6	30	24-110	
4,6-Dinitro-2-methylphenol	741	330 U	0	NC	30	10-110	F
4-Bromophenyl phenyl ether	741	529	71	9	30	44-120	
4-Chloro-3-methylphenol	741	514	69	9	30	32-117	
4-Chloroaniline	741	276 J	37	15	30	11-110	
4-Chlorophenyl phenyl ether	741	563	76	6	30	47-116	
4-Nitroaniline	741	459	62	5	30	23-124	
Acenaphthene	741	554	72	5	30	10-200	
Acenaphthylene	741	637	77	6	30	10-200	
Acetophenone	741	446	60	6	30	50-130	
Anthracene	741	775	82	10	30	10-200	
Atrazine	741	569	77	10	30	50-130	
Benzaldehyde	741	406	55	5	30	10-130	
Benzo[a]anthracene	741	1610	107	28	30	10-200	
Benzo[a]pyrene	741	1930	113	32	30	10-200	F
Benzo[b]fluoranthene	741	1970	127	39	30	10-200	F
Benzo[g,h,i]perylene	741	1700	107	25	30	10-200	
Benzo[k]fluoranthene	741	1100	62	9	30	10-200	
Bis(2-chloroethoxy)methane	741	456	62	7	30	36-110	
Bis(2-chloroethyl)ether	741	452	61	7	30	32-118	
Bis(2-ethylhexyl) phthalate	741	536	72	7	30	10-200	
Butyl benzyl phthalate	741	492	66	8	30	43-138	
Caprolactam	741	363 J	49	14	30	50-130	F
Carbazole	741	517	70	6	30	10-162	
Chrysene	741	1900	134	32	30	10-200	F
Di-n-butyl phthalate	741	570	77	8	30	31-145	

Column to be used to flag recovery and RPD values

FORM III 8270D

FORM III
GC/MS SEMI VOA MATRIX SPIKE DUPLICATE RECOVERY

Lab Name: TestAmerica North Canton Job No.: 240-1112-1

SDG No.:

Matrix: Solid Level: Low Lab File ID: 0706125.D

Lab ID: 240-1112-17 MSD Client ID: DR-SB-34-02 MSD

COMPOUND	SPIKE ADDED (ug/Kg)	MSD CONCENTRATION (ug/Kg)	MSD % REC	% RPD	QC LIMITS RPD	QC LIMITS REC	#
Di-n-octyl phthalate	741	484	65	10	30	10-182	
Dibenzo(a,h)anthracene	741	696	94	0	30	10-200	
Dibenzofuran	741	535	72	6	30	10-200	
Diethyl phthalate	741	541	73	6	30	48-118	
Dimethyl phthalate	741	532	72	5	30	47-116	
Fluoranthene	741	1960	147	29	30	10-200	
Fluorene	741	576	72	3	30	10-187	
Hexachlorobenzene	741	532	72	9	30	37-122	
Hexachlorobutadiene	741	501	68	4	30	30-110	
Hexachlorocyclopentadiene	741	730 U	0	NC	30	10-110	F
Hexachloroethane	741	393	53	4	30	13-110	
Indeno[1,2,3-cd]pyrene	741	1380	98	24	30	10-200	
Isophorone	741	412	56	7	30	32-129	
N-Nitrosodi-n-propylamine	741	434	59	2	30	30-121	
N-Nitrosodimethylamine	741	338	46	5	30	10-130	
N-Nitrosodiphenylamine	741	508	69	8	30	10-169	
Naphthalene	741	567	67	1	30	10-200	
Nitrobenzene	741	418	56	5	30	33-111	
Pentachlorophenol	741	244 J	33	NC	30	10-182	
Phenanthrene	741	1010	97	13	30	10-200	
Phenol	741	419	57	9	30	10-144	
Pyrene	741	2590	160	35	30	10-200	F
2,2'-oxybis[1-chloropropane]	741	376	51	4	30	25-124	
2,6-Dinitrotoluene	741	567	77	6	30	28-137	
4-Nitrophenol	741	730 U	0	NC	30	10-125	F

Column to be used to flag recovery and RPD values

FORM III 8270D

FORM VIII
GC/MS SEMI VOA INTERNAL STANDARD AREA AND RETENTION TIME SUMMARY

Lab Name: TestAmerica North Canton Job No.: 240-1112-1

SDG No.:

Sample No.: STD6 240-6760/7 Date Analyzed: 06/30/2011 14:49

Instrument ID: A4AG2 GC Column: RXI-5SILMS ID: 0.45(mm)

Lab File ID (Standard): 0630105.D Heated Purge: (Y/N) N

Calibration ID: 1922

		DCB		NPT		ANT	
		AREA #	RT #	AREA #	RT #	AREA #	RT #
INITIAL CALIBRATION MID-POINT		466034	3.50	1822043	4.40	994767	5.67
UPPER LIMIT		932068	4.00	3644086	4.90	1989534	6.17
LOWER LIMIT		233017	3.00	911022	3.90	497384	5.17
LAB SAMPLE ID	CLIENT SAMPLE ID						
ICV 240-6760/13		529014	3.50	2105872	4.40	1166159	5.67
ICV 240-6760/24		493967	3.50	1945242	4.40	1071966	5.66
MB 240-6212/23-A		428931	3.50	1708276	4.40	930294	5.66
LCS 240-6212/24-A		314768	3.50	1256324	4.40	701614	5.67
CCV 240-7002/4 CCVIS		410612	3.48	1580809	4.37	880507	5.64
CCV 240-7237/4 CCVIS		361907	3.38	1401189	4.28	786419	5.55

DCB = 1,4-Dichlorobenzene-d4
NPT = Naphthalene-d8
ANT = Acenaphthene-d10

Area Limit = 50%-200% of internal standard area
RT Limit = ± 0.5 minutes of internal standard RT

Column used to flag values outside QC limits

FORM VIII 8270D

FORM VIII
GC/MS SEMI VOA INTERNAL STANDARD AREA AND RETENTION TIME SUMMARY

Lab Name: TestAmerica North Canton Job No.: 240-1112-1

SDG No.:

Sample No.: STD6 240-6760/7 Date Analyzed: 06/30/2011 14:49

Instrument ID: A4AG2 GC Column: RXI-5SILMS ID: 0.45(mm)

Lab File ID (Standard): 0630105.D Heated Purge: (Y/N) N

Calibration ID: 1922

		PHN		CRY		PRY	
		AREA #	RT #	AREA #	RT #	AREA #	RT #
INITIAL CALIBRATION MID-POINT		1517389	6.76	1378609	8.73	1195191	10.10
UPPER LIMIT		3034778	7.26	2757218	9.23	2390382	10.60
LOWER LIMIT		758695	6.26	689305	8.23	597596	9.60
LAB SAMPLE ID	CLIENT SAMPLE ID						
ICV 240-6760/13		1801733	6.76	1618779	8.73	1426399	10.10
ICV 240-6760/24		1698793	6.75	1479119	8.72	1310188	10.09
MB 240-6212/23-A		1449180	6.75	1262720	8.72	1110113	10.09
LCS 240-6212/24-A		1077244	6.75	985062	8.73	861114	10.10
CCV 240-7002/4 CCVIS		1320579	6.73	1215383	8.69	1054843	10.05
CCV 240-7237/4 CCVIS		1244152	6.64	1149884	8.60	1046565	9.89

PHN = Phenanthrene-d10
CRY = Chrysene-d12
PRY = Perylene-d12

Area Limit = 50%-200% of internal standard area
RT Limit = ± 0.5 minutes of internal standard RT

Column used to flag values outside QC limits

FORM VIII 8270D

FORM VIII
GC/MS SEMI VOA INTERNAL STANDARD AREA AND RETENTION TIME SUMMARY

Lab Name: TestAmerica North Canton Job No.: 240-1112-1

SDG No.:

Sample No.: CCV 240-7002/4 Date Analyzed: 07/03/2011 09:26

Instrument ID: A4AG2 GC Column: RXI-5SILMS ID: 0.45(mm)

Lab File ID (Standard): 0703102.D Heated Purge: (Y/N) N

Calibration ID: 1926

		DCB		NPT		ANT	
		AREA #	RT #	AREA #	RT #	AREA #	RT #
12/24 HOUR STD		410612	3.48	1580809	4.37	880507	5.64
UPPER LIMIT		821224	3.98	3161618	4.87	1761014	6.14
LOWER LIMIT		205306	2.98	790405	3.87	440254	5.14
LAB SAMPLE ID	CLIENT SAMPLE ID						
CCV 240-7002/5		390502	3.47	1525444	4.37	847334	5.64
240-1112-20	DR-SB-35-10	253459	3.47	968961	4.38	520187	5.67
240-1112-19	DR-SB-35-02	254964	3.47	980362	4.38	566591	5.66
240-1112-18	DR-SB-34-08	319015	3.47	1264398	4.37	734743	5.66

DCB = 1,4-Dichlorobenzene-d4
NPT = Naphthalene-d8
ANT = Acenaphthene-d10

Area Limit = 50%-200% of internal standard area
RT Limit = ± 0.5 minutes of internal standard RT

Column used to flag values outside QC limits

FORM VIII 8270D

FORM VIII
GC/MS SEMI VOA INTERNAL STANDARD AREA AND RETENTION TIME SUMMARY

Lab Name: TestAmerica North Canton Job No.: 240-1112-1

SDG No.:

Sample No.: CCV 240-7002/4 Date Analyzed: 07/03/2011 09:26

Instrument ID: A4AG2 GC Column: RXI-5SILMS ID: 0.45(mm)

Lab File ID (Standard): 0703102.D Heated Purge: (Y/N) N

Calibration ID: 1926

		PHN		CRY		PRY	
		AREA #	RT #	AREA #	RT #	AREA #	RT #
12/24 HOUR STD		1320579	6.73	1215383	8.69	1054843	10.05
UPPER LIMIT		2641158	7.23	2430766	9.19	2109686	10.55
LOWER LIMIT		660290	6.23	607692	8.19	527422	9.55
LAB SAMPLE ID	CLIENT SAMPLE ID						
CCV 240-7002/5		1313410	6.73	1158900	8.69	996509	10.04
240-1112-20	DR-SB-35-10	884929	6.75	853192	8.70	775020	10.06
240-1112-19	DR-SB-35-02	944721	6.74	942882	8.70	879451	10.06
240-1112-18	DR-SB-34-08	1205367	6.75	1175884	8.70	1104311	10.07

PHN = Phenanthrene-d10
CRY = Chrysene-d12
PRY = Perylene-d12

Area Limit = 50%-200% of internal standard area
RT Limit = ± 0.5 minutes of internal standard RT

Column used to flag values outside QC limits

FORM VIII 8270D

FORM VIII
GC/MS SEMI VOA INTERNAL STANDARD AREA AND RETENTION TIME SUMMARY

Lab Name: TestAmerica North Canton Job No.: 240-1112-1

SDG No.:

Sample No.: CCV 240-7237/4 Date Analyzed: 07/06/2011 09:44

Instrument ID: A4AG2 GC Column: RXI-5SILMS ID: 0.45(mm)

Lab File ID (Standard): 0706102.D Heated Purge: (Y/N) N

Calibration ID: 1926

		DCB		NPT		ANT	
		AREA #	RT #	AREA #	RT #	AREA #	RT #
12/24 HOUR STD		361907	3.38	1401189	4.28	786419	5.55
UPPER LIMIT		723814	3.88	2802378	4.78	1572838	6.05
LOWER LIMIT		180954	2.88	700595	3.78	393210	5.05
LAB SAMPLE ID	CLIENT SAMPLE ID						
CCV 240-7237/5		328281	3.38	1280991	4.28	712886	5.55
240-1112-16	DR-SB-33-12	330274	3.38	1289971	4.27	724484	5.55
240-1112-17	DR-SB-34-02	325610	3.38	1268781	4.28	717802	5.55
240-1112-17 MS	DR-SB-34-02 MS	255212	3.38	1024224	4.28	592898	5.55
240-1112-17 MSD	DR-SB-34-02 MSD	264331	3.38	1045608	4.28	608044	5.55
240-1112-15	DR-SB-33-02	235839	3.38	924443	4.28	580315	5.55

DCB = 1,4-Dichlorobenzene-d4
NPT = Naphthalene-d8
ANT = Acenaphthene-d10

Area Limit = 50%-200% of internal standard area
RT Limit = ± 0.5 minutes of internal standard RT

Column used to flag values outside QC limits

FORM VIII 8270D

FORM VIII
GC/MS SEMI VOA INTERNAL STANDARD AREA AND RETENTION TIME SUMMARY

Lab Name: TestAmerica North Canton Job No.: 240-1112-1

SDG No.:

Sample No.: CCV 240-7237/4 Date Analyzed: 07/06/2011 09:44

Instrument ID: A4AG2 GC Column: RXI-5SILMS ID: 0.45(mm)

Lab File ID (Standard): 0706102.D Heated Purge: (Y/N) N

Calibration ID: 1926

		PHN		CRY		PRY	
		AREA #	RT #	AREA #	RT #	AREA #	RT #
12/24 HOUR STD		1244152	6.64	1149884	8.60	1046565	9.89
UPPER LIMIT		2488304	7.14	2299768	9.10	2093130	10.39
LOWER LIMIT		622076	6.14	574942	8.10	523283	9.39
LAB SAMPLE ID	CLIENT SAMPLE ID						
CCV 240-7237/5		1159322	6.64	1073985	8.59	959506	9.88
240-1112-16	DR-SB-33-12	1126954	6.63	1046778	8.59	933496	9.88
240-1112-17	DR-SB-34-02	1119018	6.63	1062089	8.59	991663	9.89
240-1112-17 MS	DR-SB-34-02 MS	951087	6.64	919721	8.60	844819	9.90
240-1112-17 MSD	DR-SB-34-02 MSD	995379	6.64	970396	8.60	912612	9.90
240-1112-15	DR-SB-33-02	979260	6.64	991035	8.60	900311	9.90

PHN = Phenanthrene-d10
CRY = Chrysene-d12
PRY = Perylene-d12

Area Limit = 50%-200% of internal standard area
RT Limit = ± 0.5 minutes of internal standard RT

Column used to flag values outside QC limits

FORM VIII 8270D

FORM VIII
GC/MS SEMI VOA INTERNAL STANDARD AREA AND RETENTION TIME SUMMARY

Lab Name: TestAmerica North Canton Job No.: 240-1112-1

SDG No.:

Sample No.: STD6 240-7975/7 Date Analyzed: 07/11/2011 18:02

Instrument ID: A4AG2 GC Column: RXI-5SILMS ID: 0.45(mm)

Lab File ID (Standard): 0711105.D Heated Purge: (Y/N) N

Calibration ID: 2265

		DCB		NPT		ANT	
		AREA #	RT #	AREA #	RT #	AREA #	RT #
INITIAL CALIBRATION MID-POINT		310055	3.56	1192812	4.45	668898	5.73
UPPER LIMIT		620110	4.06	2385624	4.95	1337796	6.23
LOWER LIMIT		155028	3.06	596406	3.95	334449	5.23
LAB SAMPLE ID	CLIENT SAMPLE ID						
ICV 240-7975/13		333654	3.56	1299920	4.45	774770	5.73
MB 240-5977/23-A		280968	3.55	1062442	4.44	618947	5.72
CCV 240-8046/4 CCVIS		267940	3.52	1022603	4.42	572719	5.69
CCV 240-8217/4 CCVIS		280763	3.46	1067164	4.36	608784	5.63

DCB = 1,4-Dichlorobenzene-d4
NPT = Naphthalene-d8
ANT = Acenaphthene-d10

Area Limit = 50%-200% of internal standard area
RT Limit = ± 0.5 minutes of internal standard RT

Column used to flag values outside QC limits

FORM VIII 8270D

FORM VIII
GC/MS SEMI VOA INTERNAL STANDARD AREA AND RETENTION TIME SUMMARY

Lab Name: TestAmerica North Canton Job No.: 240-1112-1

SDG No.:

Sample No.: STD6 240-7975/7 Date Analyzed: 07/11/2011 18:02

Instrument ID: A4AG2 GC Column: RXI-5SILMS ID: 0.45(mm)

Lab File ID (Standard): 0711105.D Heated Purge: (Y/N) N

Calibration ID: 2265

		PHN		CRY		PRY	
		AREA #	RT #	AREA #	RT #	AREA #	RT #
INITIAL CALIBRATION MID-POINT		1072163	6.82	1048564	8.79	943234	10.19
UPPER LIMIT		2144326	7.32	2097128	9.29	1886468	10.69
LOWER LIMIT		536082	6.32	524282	8.29	471617	9.69
LAB SAMPLE ID	CLIENT SAMPLE ID						
ICV 240-7975/13		1246700	6.82	1232181	8.79	1133045	10.20
MB 240-5977/23-A		1012151	6.81	986913	8.79	874715	10.19
CCV 240-8046/4 CCVIS		918422	6.79	872184	8.76	795548	10.15
CCV 240-8217/4 CCVIS		970506	6.72	927492	8.69	853027	10.02

PHN = Phenanthrene-d10
CRY = Chrysene-d12
PRY = Perylene-d12

Area Limit = 50%-200% of internal standard area
RT Limit = ± 0.5 minutes of internal standard RT

Column used to flag values outside QC limits

FORM VIII 8270D

FORM VIII
GC/MS SEMI VOA INTERNAL STANDARD AREA AND RETENTION TIME SUMMARY

Lab Name: TestAmerica North Canton Job No.: 240-1112-1

SDG No.:

Sample No.: CCV 240-8046/4 Date Analyzed: 07/12/2011 10:36

Instrument ID: A4AG2 GC Column: RXI-5SILMS ID: 0.45(mm)

Lab File ID (Standard): 0712102.D Heated Purge: (Y/N) N

Calibration ID: 2269

		DCB		NPT		ANT	
		AREA #	RT #	AREA #	RT #	AREA #	RT #
12/24 HOUR STD		267940	3.52	1022603	4.42	572719	5.69
UPPER LIMIT		535880	4.02	2045206	4.92	1145438	6.19
LOWER LIMIT		133970	3.02	511302	3.92	286360	5.19
LAB SAMPLE ID	CLIENT SAMPLE ID						
CCV 240-8046/5		248810	3.52	945714	4.42	543052	5.69
LCS 240-5977/24-A		264310	3.52	1021344	4.42	604473	5.69

DCB = 1,4-Dichlorobenzene-d4
NPT = Naphthalene-d8
ANT = Acenaphthene-d10

Area Limit = 50%-200% of internal standard area
RT Limit = ± 0.5 minutes of internal standard RT

Column used to flag values outside QC limits

FORM VIII 8270D

FORM VIII
GC/MS SEMI VOA INTERNAL STANDARD AREA AND RETENTION TIME SUMMARY

Lab Name: TestAmerica North Canton Job No.: 240-1112-1

SDG No.:

Sample No.: CCV 240-8046/4 Date Analyzed: 07/12/2011 10:36

Instrument ID: A4AG2 GC Column: RXI-5SILMS ID: 0.45(mm)

Lab File ID (Standard): 0712102.D Heated Purge: (Y/N) N

Calibration ID: 2269

		PHN		CRY		PRY	
		AREA #	RT #	AREA #	RT #	AREA #	RT #
12/24 HOUR STD		918422	6.79	872184	8.76	795548	10.15
UPPER LIMIT		1836844	7.29	1744368	9.26	1591096	10.65
LOWER LIMIT		459211	6.29	436092	8.26	397774	9.65
LAB SAMPLE ID	CLIENT SAMPLE ID						
CCV 240-8046/5		867747	6.79	817780	8.75	743508	10.14
LCS 240-5977/24-A		983489	6.79	976242	8.76	889240	10.14

PHN = Phenanthrene-d10
CRY = Chrysene-d12
PRY = Perylene-d12

Area Limit = 50%-200% of internal standard area
RT Limit = ± 0.5 minutes of internal standard RT

Column used to flag values outside QC limits

FORM VIII 8270D

FORM VIII
GC/MS SEMI VOA INTERNAL STANDARD AREA AND RETENTION TIME SUMMARY

Lab Name: TestAmerica North Canton Job No.: 240-1112-1

SDG No.:

Sample No.: CCV 240-8217/4 Date Analyzed: 07/13/2011 11:10

Instrument ID: A4AG2 GC Column: RXI-5SILMS ID: 0.45(mm)

Lab File ID (Standard): 0713102.D Heated Purge: (Y/N) N

Calibration ID: 2269

		DCB		NPT		ANT	
		AREA #	RT #	AREA #	RT #	AREA #	RT #
12/24 HOUR STD		280763	3.46	1067164	4.36	608784	5.63
UPPER LIMIT		561526	3.96	2134328	4.86	1217568	6.13
LOWER LIMIT		140382	2.96	533582	3.86	304392	5.13
LAB SAMPLE ID	CLIENT SAMPLE ID						
CCV 240-8217/5		270938	3.46	1027226	4.35	599318	5.62
240-1112-1	DR-SB-26-02	249387	3.46	1007161	4.36	669693	5.63
240-1112-2	DR-SB-26-10	250450	3.46	1031062	4.36	626142	5.63

DCB = 1,4-Dichlorobenzene-d4
NPT = Naphthalene-d8
ANT = Acenaphthene-d10

Area Limit = 50%-200% of internal standard area
RT Limit = ± 0.5 minutes of internal standard RT

Column used to flag values outside QC limits

FORM VIII 8270D

FORM VIII
GC/MS SEMI VOA INTERNAL STANDARD AREA AND RETENTION TIME SUMMARY

Lab Name: TestAmerica North Canton Job No.: 240-1112-1

SDG No.:

Sample No.: CCV 240-8217/4 Date Analyzed: 07/13/2011 11:10

Instrument ID: A4AG2 GC Column: RXI-5SILMS ID: 0.45 (mm)

Lab File ID (Standard): 0713102.D Heated Purge: (Y/N) N

Calibration ID: 2269

		PHN		CRY		PRY	
		AREA #	RT #	AREA #	RT #	AREA #	RT #
12/24 HOUR STD		970506	6.72	927492	8.69	853027	10.02
UPPER LIMIT		1941012	7.22	1854984	9.19	1706054	10.52
LOWER LIMIT		485253	6.22	463746	8.19	426514	9.52
LAB SAMPLE ID	CLIENT SAMPLE ID						
CCV 240-8217/5		953115	6.71	903393	8.68	835438	10.01
240-1112-1	DR-SB-26-02	1129164	6.73	1103140	8.70	968983	10.05
240-1112-2	DR-SB-26-10	1071992	6.72	1009063	8.70	951078	10.05

PHN = Phenanthrene-d10
CRY = Chrysene-d12
PRY = Perylene-d12

Area Limit = 50%-200% of internal standard area
RT Limit = ± 0.5 minutes of internal standard RT

Column used to flag values outside QC limits

FORM VIII 8270D

FORM VIII
GC/MS SEMI VOA INTERNAL STANDARD AREA AND RETENTION TIME SUMMARY

Lab Name: TestAmerica North Canton Job No.: 240-1112-1

SDG No.:

Sample No.: STD6 240-7869/10 Date Analyzed: 07/10/2011 13:15

Instrument ID: A4HP9 GC Column: RXI-5SILMS ID: 0.45(mm)

Lab File ID (Standard): 9SMH0710.D Heated Purge: (Y/N) N

Calibration ID: 2236

		DCB		NPT		ANT	
		AREA #	RT #	AREA #	RT #	AREA #	RT #
INITIAL CALIBRATION MID-POINT		174753	3.85	665125	4.81	365664	6.11
UPPER LIMIT		349506	4.35	1330250	5.31	731328	6.61
LOWER LIMIT		87377	3.35	332563	4.31	182832	5.61
LAB SAMPLE ID	CLIENT SAMPLE ID						
ICV 240-7869/11		208926	3.84	812434	4.81	461215	6.11
CCV 240-8302/2 CCVIS		182400	3.77	739308	4.74	421849	6.04

DCB = 1,4-Dichlorobenzene-d4
NPT = Naphthalene-d8
ANT = Acenaphthene-d10

Area Limit = 50%-200% of internal standard area
RT Limit = ± 0.5 minutes of internal standard RT

Column used to flag values outside QC limits

FORM VIII 8270D

FORM VIII
GC/MS SEMI VOA INTERNAL STANDARD AREA AND RETENTION TIME SUMMARY

Lab Name: TestAmerica North Canton Job No.: 240-1112-1

SDG No.:

Sample No.: STD6 240-7869/10 Date Analyzed: 07/10/2011 13:15

Instrument ID: A4HP9 GC Column: RXI-5SILMS ID: 0.45(mm)

Lab File ID (Standard): 9SMH0710.D Heated Purge: (Y/N) N

Calibration ID: 2236

		PHN		CRY		PRY	
		AREA #	RT #	AREA #	RT #	AREA #	RT #
INITIAL CALIBRATION MID-POINT		643269	7.20	660016	9.17	585691	10.55
UPPER LIMIT		1286538	7.70	1320032	9.67	1171382	11.05
LOWER LIMIT		321635	6.70	330008	8.67	292846	10.05
LAB SAMPLE ID	CLIENT SAMPLE ID						
ICV 240-7869/11		807266	7.19	841611	9.15	726049	10.54
CCV 240-8302/2 CCVIS		740489	7.12	758109	9.10	636580	10.44

PHN = Phenanthrene-d10
CRY = Chrysene-d12
PRY = Perylene-d12

Area Limit = 50%-200% of internal standard area
RT Limit = ± 0.5 minutes of internal standard RT

Column used to flag values outside QC limits

FORM VIII 8270D

FORM VIII
GC/MS SEMI VOA INTERNAL STANDARD AREA AND RETENTION TIME SUMMARY

Lab Name: TestAmerica North Canton Job No.: 240-1112-1

SDG No.:

Sample No.: CCV 240-8302/2 Date Analyzed: 07/12/2011 16:21

Instrument ID: A4HP9 GC Column: RXI-5SILMS ID: 0.45(mm)

Lab File ID (Standard): 9SMH0712.D Heated Purge: (Y/N) N

Calibration ID: 2232

		DCB		NPT		ANT	
		AREA #	RT #	AREA #	RT #	AREA #	RT #
12/24 HOUR STD		182400	3.77	739308	4.74	421849	6.04
UPPER LIMIT		364800	4.27	1478616	5.24	843698	6.54
LOWER LIMIT		91200	3.27	369654	4.24	210925	5.54
LAB SAMPLE ID	CLIENT SAMPLE ID						
CCV 240-8302/3		157645	3.78	678997	4.74	391632	6.04
MB 240-6086/21-A		160703	3.78	661496	4.74	391447	6.04
LCS 240-6086/22-A		168594	3.77	659334	4.74	389298	6.03
240-1112-3	DR-SB-27-02	103709	3.78	422747	4.75	282513	6.05
240-1112-7	DR-SB-29-02	102595	3.78	427453	4.75	285216	6.05
240-1112-5	DR-SB-28-02	106375	3.79	458712	4.75	308140	6.05

DCB = 1,4-Dichlorobenzene-d4
NPT = Naphthalene-d8
ANT = Acenaphthene-d10

Area Limit = 50%-200% of internal standard area
RT Limit = ± 0.5 minutes of internal standard RT

Column used to flag values outside QC limits

FORM VIII 8270D

FORM VIII
GC/MS SEMI VOA INTERNAL STANDARD AREA AND RETENTION TIME SUMMARY

Lab Name: TestAmerica North Canton Job No.: 240-1112-1

SDG No.:

Sample No.: CCV 240-8302/2 Date Analyzed: 07/12/2011 16:21

Instrument ID: A4HP9 GC Column: RXI-5SILMS ID: 0.45(mm)

Lab File ID (Standard): 9SMH0712.D Heated Purge: (Y/N) N

Calibration ID: 2232

		PHN		CRY		PRY	
		AREA #	RT #	AREA #	RT #	AREA #	RT #
12/24 HOUR STD		740489	7.12	758109	9.10	636580	10.44
UPPER LIMIT		1480978	7.62	1516218	9.60	1273160	10.94
LOWER LIMIT		370245	6.62	379055	8.60	318290	9.94
LAB SAMPLE ID	CLIENT SAMPLE ID						
CCV 240-8302/3		687401	7.13	710469	9.16	623823	10.52
MB 240-6086/21-A		690765	7.12	702762	9.09	608648	10.44
LCS 240-6086/22-A		692314	7.12	699678	9.09	611073	10.43
240-1112-3	DR-SB-27-02	532310	7.14	508654	9.10	398773	10.47
240-1112-7	DR-SB-29-02	513256	7.14	512796	9.10	391329	10.47
240-1112-5	DR-SB-28-02	569757	7.14	548519	9.10	403777	10.47

PHN = Phenanthrene-d10
CRY = Chrysene-d12
PRY = Perylene-d12

Area Limit = 50%-200% of internal standard area
RT Limit = ± 0.5 minutes of internal standard RT

Column used to flag values outside QC limits

FORM VIII 8270D

FORM VIII
GC/MS SEMI VOA INTERNAL STANDARD AREA AND RETENTION TIME SUMMARY

Lab Name: TestAmerica North Canton Job No.: 240-1112-1

SDG No.:

Sample No.: STD6 240-8519/10 Date Analyzed: 07/14/2011 10:23

Instrument ID: A4HP9 GC Column: RXI-5SILMS ID: 0.45(mm)

Lab File ID (Standard): 9SMH0714.D Heated Purge: (Y/N) N

Calibration ID: 2328

		DCB		NPT		ANT	
		AREA #	RT #	AREA #	RT #	AREA #	RT #
INITIAL CALIBRATION MID-POINT		160508	3.95	606881	4.91	335325	6.21
UPPER LIMIT		321016	4.45	1213762	5.41	670650	6.71
LOWER LIMIT		80254	3.45	303441	4.41	167663	5.71
LAB SAMPLE ID	CLIENT SAMPLE ID						
ICV 240-8519/11		199012	3.95	756353	4.91	433009	6.21
CCV 240-9079/2 CCVIS		161355	3.83	630719	4.80	349271	6.09

DCB = 1,4-Dichlorobenzene-d4
NPT = Naphthalene-d8
ANT = Acenaphthene-d10

Area Limit = 50%-200% of internal standard area
RT Limit = ± 0.5 minutes of internal standard RT

Column used to flag values outside QC limits

FORM VIII 8270D

FORM VIII
GC/MS SEMI VOA INTERNAL STANDARD AREA AND RETENTION TIME SUMMARY

Lab Name: TestAmerica North Canton Job No.: 240-1112-1

SDG No.:

Sample No.: STD6 240-8519/10 Date Analyzed: 07/14/2011 10:23

Instrument ID: A4HP9 GC Column: RXI-5SILMS ID: 0.45(mm)

Lab File ID (Standard): 9SMH0714.D Heated Purge: (Y/N) N

Calibration ID: 2328

		PHN		CRY		PRY	
		AREA #	RT #	AREA #	RT #	AREA #	RT #
INITIAL CALIBRATION MID-POINT		598446	7.30	627312	9.29	525856	10.75
UPPER LIMIT		1196892	7.80	1254624	9.79	1051712	11.25
LOWER LIMIT		299223	6.80	313656	8.79	262928	10.25
LAB SAMPLE ID	CLIENT SAMPLE ID						
ICV 240-8519/11		773447	7.30	828955	9.28	690267	10.74
CCV 240-9079/2 CCVIS		602029	7.18	626445	9.16	522377	10.53

PHN = Phenanthrene-d10
CRY = Chrysene-d12
PRY = Perylene-d12

Area Limit = 50%-200% of internal standard area
RT Limit = ± 0.5 minutes of internal standard RT

Column used to flag values outside QC limits

FORM VIII 8270D

FORM VIII
GC/MS SEMI VOA INTERNAL STANDARD AREA AND RETENTION TIME SUMMARY

Lab Name: TestAmerica North Canton Job No.: 240-1112-1

SDG No.:

Sample No.: CCV 240-9079/2 Date Analyzed: 07/18/2011 11:12

Instrument ID: A4HP9 GC Column: RXI-5SILMS ID: 0.45(mm)

Lab File ID (Standard): 9SMH0718.D Heated Purge: (Y/N) N

Calibration ID: 2324

		DCB		NPT		ANT	
		AREA #	RT #	AREA #	RT #	AREA #	RT #
12/24 HOUR STD		161355	3.83	630719	4.80	349271	6.09
UPPER LIMIT		322710	4.33	1261438	5.30	698542	6.59
LOWER LIMIT		80678	3.33	315360	4.30	174636	5.59
LAB SAMPLE ID	CLIENT SAMPLE ID						
CCV 240-9079/3		192422	3.83	783361	4.80	444177	6.09
240-1112-4	DR-SB-27-10	166482	3.84	655757	4.80	372114	6.09
240-1112-6	DR-SB-28-10	175908	3.83	699761	4.80	405192	6.09
240-1112-8	DR-SB-29-10	161892	3.83	641892	4.80	373065	6.09
240-1112-11	DR-SB-31-02	169007	3.84	671069	4.80	385288	6.09
240-1112-10	DR-SB-30-08	163421	3.83	652128	4.80	380766	6.09
240-1112-14	DR-SB-32-12	164056	3.84	655118	4.80	379737	6.10
240-1112-12	DR-SB-31-14	174544	3.83	701283	4.80	400175	6.09
240-1112-9	DR-SB-30-02	148088	3.83	590448	4.80	335070	6.09
240-1112-13	DR-SB-32-02	159481	3.83	641754	4.80	373774	6.10

DCB = 1,4-Dichlorobenzene-d4
NPT = Naphthalene-d8
ANT = Acenaphthene-d10

Area Limit = 50%-200% of internal standard area
RT Limit = ± 0.5 minutes of internal standard RT

Column used to flag values outside QC limits

FORM VIII 8270D

FORM VIII
GC/MS SEMI VOA INTERNAL STANDARD AREA AND RETENTION TIME SUMMARY

Lab Name: TestAmerica North Canton Job No.: 240-1112-1

SDG No.:

Sample No.: CCV 240-9079/2 Date Analyzed: 07/18/2011 11:12

Instrument ID: A4HP9 GC Column: RXI-5SILMS ID: 0.45(mm)

Lab File ID (Standard): 9SMH0718.D Heated Purge: (Y/N) N

Calibration ID: 2324

		PHN		CRY		PRY	
		AREA #	RT #	AREA #	RT #	AREA #	RT #
12/24 HOUR STD		602029	7.18	626445	9.16	522377	10.53
UPPER LIMIT		1204058	7.68	1252890	9.66	1044754	11.03
LOWER LIMIT		301015	6.68	313223	8.66	261189	10.03
LAB SAMPLE ID	CLIENT SAMPLE ID						
CCV 240-9079/3		764787	7.18	784700	9.14	660439	10.52
240-1112-4	DR-SB-27-10	683484	7.18	663816	9.14	545681	10.52
240-1112-6	DR-SB-28-10	725363	7.18	720213	9.14	604423	10.52
240-1112-8	DR-SB-29-10	666492	7.18	680950	9.13	570573	10.51
240-1112-11	DR-SB-31-02	687277	7.18	697546	9.14	581157	10.53
240-1112-10	DR-SB-30-08	667705	7.18	678855	9.14	579343	10.52
240-1112-14	DR-SB-32-12	692016	7.18	700721	9.14	585921	10.52
240-1112-12	DR-SB-31-14	723932	7.18	710678	9.15	599803	10.53
240-1112-9	DR-SB-30-02	603151	7.18	594629	9.14	491714	10.52
240-1112-13	DR-SB-32-02	687372	7.18	682835	9.14	578779	10.53

PHN = Phenanthrene-d10
CRY = Chrysene-d12
PRY = Perylene-d12

Area Limit = 50%-200% of internal standard area
RT Limit = ± 0.5 minutes of internal standard RT

Column used to flag values outside QC limits

FORM VIII 8270D

GC SEMI VOA ANALYSIS RUN LOG

Lab Name: TestAmerica North Canton Job No.: 240-1112-1

SDG No.:

Instrument ID: A2HP12 Start Date: 05/07/2011 10:37

Analysis Batch Number: 1720 End Date: 05/07/2011 22:28

LAB SAMPLE ID	CLIENT SAMPLE ID	DATE ANALYZED	DILUTION FACTOR	LAB FILE ID	COLUMN ID
STD005 240-1720/1 IC		05/07/2011 10:37	1	P1250702.D	CLP-1 0.53(mm)
STD005 240-1720/1 IC		05/07/2011 10:37	1	P1250702.D	CLP-2 0.53(mm)
STD01 240-1720/2 IC		05/07/2011 10:52	1	P1250703.D	CLP-1 0.53(mm)
STD01 240-1720/2 IC		05/07/2011 10:52	1	P1250703.D	CLP-2 0.53(mm)
STD02 240-1720/3 IC		05/07/2011 11:06	1	P1250704.D	CLP-1 0.53(mm)
STD02 240-1720/3 IC		05/07/2011 11:06	1	P1250704.D	CLP-2 0.53(mm)
STD05 240-1720/4 IC		05/07/2011 11:21	1	P1250705.D	CLP-1 0.53(mm)
STD05 240-1720/4 IC		05/07/2011 11:21	1	P1250705.D	CLP-2 0.53(mm)
STD1 240-1720/5 IC		05/07/2011 11:35	1	P1250706.D	CLP-1 0.53(mm)
STD1 240-1720/5 IC		05/07/2011 11:35	1	P1250706.D	CLP-2 0.53(mm)
STD2 240-1720/6 IC		05/07/2011 11:50	1	P1250707.D	CLP-1 0.53(mm)
STD2 240-1720/6 IC		05/07/2011 11:50	1	P1250707.D	CLP-2 0.53(mm)
STD005 240-1720/7 IC		05/07/2011 12:05	1	P1250708.D	CLP-1 0.53(mm)
STD005 240-1720/7 IC		05/07/2011 12:05	1	P1250708.D	CLP-2 0.53(mm)
STD01 240-1720/8 IC		05/07/2011 12:19	1	P1250709.D	CLP-1 0.53(mm)
STD01 240-1720/8 IC		05/07/2011 12:19	1	P1250709.D	CLP-2 0.53(mm)
STD02 240-1720/9 IC		05/07/2011 12:34	1	P1250710.D	CLP-1 0.53(mm)
STD02 240-1720/9 IC		05/07/2011 12:34	1	P1250710.D	CLP-2 0.53(mm)
STD05 240-1720/10 IC		05/07/2011 12:48	1	P1250711.D	CLP-1 0.53(mm)
STD05 240-1720/10 IC		05/07/2011 12:48	1	P1250711.D	CLP-2 0.53(mm)
STD1 240-1720/11 IC		05/07/2011 13:02	1	P1250712.D	CLP-1 0.53(mm)
STD1 240-1720/11 IC		05/07/2011 13:02	1	P1250712.D	CLP-2 0.53(mm)
STD2 240-1720/12 IC		05/07/2011 13:17	1	P1250713.D	CLP-1 0.53(mm)
STD2 240-1720/12 IC		05/07/2011 13:17	1	P1250713.D	CLP-2 0.53(mm)
STD005 240-1720/13 IC		05/07/2011 13:32	1	P1250714.D	CLP-1 0.53(mm)
STD005 240-1720/13 IC		05/07/2011 13:32	1	P1250714.D	CLP-2 0.53(mm)
STD01 240-1720/14 IC		05/07/2011 13:46	1	P1250715.D	CLP-1 0.53(mm)
STD01 240-1720/14 IC		05/07/2011 13:46	1	P1250715.D	CLP-2 0.53(mm)
STD02 240-1720/15 IC		05/07/2011 14:01	1	P1250716.D	CLP-1 0.53(mm)
STD02 240-1720/15 IC		05/07/2011 14:01	1	P1250716.D	CLP-2 0.53(mm)
STD05 240-1720/16 IC		05/07/2011 14:15	1	P1250717.D	CLP-1 0.53(mm)
STD05 240-1720/16 IC		05/07/2011 14:15	1	P1250717.D	CLP-2 0.53(mm)
STD1 240-1720/17 IC		05/07/2011 14:30	1	P1250718.D	CLP-1 0.53(mm)
STD1 240-1720/17 IC		05/07/2011 14:30	1	P1250718.D	CLP-2 0.53(mm)
STD2 240-1720/18 IC		05/07/2011 14:44	1	P1250719.D	CLP-1 0.53(mm)
STD2 240-1720/18 IC		05/07/2011 14:44	1	P1250719.D	CLP-2 0.53(mm)
STD005 240-1720/19 IC		05/07/2011 14:59	1	P1250720.D	CLP-1 0.53(mm)
STD005 240-1720/19 IC		05/07/2011 14:59	1	P1250720.D	CLP-2 0.53(mm)
STD01 240-1720/20 IC		05/07/2011 15:14	1	P1250721.D	CLP-1 0.53(mm)
STD01 240-1720/20 IC		05/07/2011 15:14	1	P1250721.D	CLP-2 0.53(mm)
STD02 240-1720/21 IC		05/07/2011 15:28	1	P1250722.D	CLP-1 0.53(mm)
STD02 240-1720/21 IC		05/07/2011 15:28	1	P1250722.D	CLP-2 0.53(mm)
STD05 240-1720/22 IC		05/07/2011 15:42	1	P1250723.D	CLP-1 0.53(mm)

GC SEMI VOA ANALYSIS RUN LOG

Lab Name: TestAmerica North Canton Job No.: 240-1112-1

SDG No.:

Instrument ID: A2HP12 Start Date: 05/07/2011 10:37

Analysis Batch Number: 1720 End Date: 05/07/2011 22:28

LAB SAMPLE ID	CLIENT SAMPLE ID	DATE ANALYZED	DILUTION FACTOR	LAB FILE ID	COLUMN ID
STD05 240-1720/22 IC		05/07/2011 15:42	1	P1250723.D	CLP-2 0.53(mm)
STD1 240-1720/23 IC		05/07/2011 15:56	1	P1250724.D	CLP-1 0.53(mm)
STD1 240-1720/23 IC		05/07/2011 15:56	1	P1250724.D	CLP-2 0.53(mm)
STD2 240-1720/24 IC		05/07/2011 16:11	1	P1250725.D	CLP-1 0.53(mm)
STD2 240-1720/24 IC		05/07/2011 16:11	1	P1250725.D	CLP-2 0.53(mm)
STD005 240-1720/25 IC		05/07/2011 16:26	1	P1250726.D	CLP-1 0.53(mm)
STD005 240-1720/25 IC		05/07/2011 16:26	1	P1250726.D	CLP-2 0.53(mm)
STD01 240-1720/26 IC		05/07/2011 16:40	1	P1250727.D	CLP-1 0.53(mm)
STD01 240-1720/26 IC		05/07/2011 16:40	1	P1250727.D	CLP-2 0.53(mm)
STD02 240-1720/27 IC		05/07/2011 16:54	1	P1250728.D	CLP-1 0.53(mm)
STD02 240-1720/27 IC		05/07/2011 16:54	1	P1250728.D	CLP-2 0.53(mm)
STD05 240-1720/28 ICRT		05/07/2011 17:09	1	P1250729.D	CLP-1 0.53(mm)
STD05 240-1720/28 ICRT		05/07/2011 17:09	1	P1250729.D	CLP-2 0.53(mm)
STD1 240-1720/29 IC		05/07/2011 17:24	1	P1250730.D	CLP-1 0.53(mm)
STD1 240-1720/29 IC		05/07/2011 17:24	1	P1250730.D	CLP-2 0.53(mm)
STD2 240-1720/30 IC		05/07/2011 17:38	1	P1250731.D	CLP-1 0.53(mm)
STD2 240-1720/30 IC		05/07/2011 17:38	1	P1250731.D	CLP-2 0.53(mm)
STD005 240-1720/31 IC		05/07/2011 17:53	1		CLP-1 0.53(mm)
STD005 240-1720/31 IC		05/07/2011 17:53	1		CLP-2 0.53(mm)
STD01 240-1720/32 IC		05/07/2011 18:07	1		CLP-1 0.53(mm)
STD01 240-1720/32 IC		05/07/2011 18:07	1		CLP-2 0.53(mm)
STD02 240-1720/33 IC		05/07/2011 18:22	1		CLP-1 0.53(mm)
STD02 240-1720/33 IC		05/07/2011 18:22	1		CLP-2 0.53(mm)
STD05 240-1720/34 IC		05/07/2011 18:36	1		CLP-1 0.53(mm)
STD05 240-1720/34 IC		05/07/2011 18:36	1		CLP-2 0.53(mm)
STD1 240-1720/35 IC		05/07/2011 18:51	1		CLP-1 0.53(mm)
STD1 240-1720/35 IC		05/07/2011 18:51	1		CLP-2 0.53(mm)
STD2 240-1720/36 IC		05/07/2011 19:05	1		CLP-1 0.53(mm)
STD2 240-1720/36 IC		05/07/2011 19:05	1		CLP-2 0.53(mm)
STD005 240-1720/37 IC		05/07/2011 19:19	1		CLP-1 0.53(mm)
STD005 240-1720/37 IC		05/07/2011 19:19	1		CLP-2 0.53(mm)
STD01 240-1720/38 IC		05/07/2011 19:34	1		CLP-1 0.53(mm)
STD01 240-1720/38 IC		05/07/2011 19:34	1		CLP-2 0.53(mm)
STD02 240-1720/39 IC		05/07/2011 19:48	1		CLP-1 0.53(mm)
STD02 240-1720/39 IC		05/07/2011 19:48	1		CLP-2 0.53(mm)
STD05 240-1720/40 IC		05/07/2011 20:03	1		CLP-1 0.53(mm)
STD05 240-1720/40 IC		05/07/2011 20:03	1		CLP-2 0.53(mm)
STD1 240-1720/41 IC		05/07/2011 20:18	1		CLP-1 0.53(mm)
STD1 240-1720/41 IC		05/07/2011 20:18	1		CLP-2 0.53(mm)
STD2 240-1720/42 IC		05/07/2011 20:32	1		CLP-1 0.53(mm)
STD2 240-1720/42 IC		05/07/2011 20:32	1		CLP-2 0.53(mm)

GC SEMI VOA ANALYSIS RUN LOG

Lab Name: TestAmerica North Canton Job No.: 240-1112-1

SDG No.:

Instrument ID: A2HP12 Start Date: 05/07/2011 10:37

Analysis Batch Number: 1720 End Date: 05/07/2011 22:28

LAB SAMPLE ID	CLIENT SAMPLE ID	DATE ANALYZED	DILUTION FACTOR	LAB FILE ID	COLUMN ID
ICV 240-1720/43		05/07/2011 20:46	1	P1250744.D	CLP-1 0.53(mm)
ICV 240-1720/43		05/07/2011 20:46	1	P1250744.D	CLP-2 0.53(mm)
ICV 240-1720/44		05/07/2011 21:01	1	P1250745.D	CLP-1 0.53(mm)
ICV 240-1720/44		05/07/2011 21:01	1	P1250745.D	CLP-2 0.53(mm)
ICV 240-1720/45		05/07/2011 21:15	1	P1250746.D	CLP-1 0.53(mm)
ICV 240-1720/45		05/07/2011 21:15	1	P1250746.D	CLP-2 0.53(mm)
ICV 240-1720/46		05/07/2011 21:30	1	P1250747.D	CLP-1 0.53(mm)
ICV 240-1720/46		05/07/2011 21:30	1	P1250747.D	CLP-2 0.53(mm)
ICV 240-1720/47		05/07/2011 21:44	1	P1250748.D	CLP-1 0.53(mm)
ICV 240-1720/47		05/07/2011 21:44	1	P1250748.D	CLP-2 0.53(mm)
ICV 240-1720/48		05/07/2011 21:59	1	P1250749.D	CLP-1 0.53(mm)
ICV 240-1720/48		05/07/2011 21:59	1	P1250749.D	CLP-2 0.53(mm)
ICV 240-1720/49		05/07/2011 22:13	1		CLP-1 0.53(mm)
ICV 240-1720/49		05/07/2011 22:13	1		CLP-2 0.53(mm)
ICV 240-1720/50		05/07/2011 22:28	1		CLP-1 0.53(mm)
ICV 240-1720/50		05/07/2011 22:28	1		CLP-2 0.53(mm)

GC SEMI VOA ANALYSIS RUN LOG

Lab Name: TestAmerica North Canton Job No.: 240-1112-1

SDG No.:

Instrument ID: A2HP12 Start Date: 07/01/2011 14:57

Analysis Batch Number: 6928 End Date: 07/02/2011 05:19

LAB SAMPLE ID	CLIENT SAMPLE ID	DATE ANALYZED	DILUTION FACTOR	LAB FILE ID	COLUMN ID
CCV 240-6928/3 CCVRT		07/01/2011 14:57	1		CLP-1 0.53(mm)
CCV 240-6928/3 CCVRT		07/01/2011 14:57	1		CLP-2 0.53(mm)
ZZZZZ		07/01/2011 16:55	1		CLP-1 0.53(mm)
ZZZZZ		07/01/2011 16:55	1		CLP-2 0.53(mm)
ZZZZZ		07/01/2011 17:09	1		CLP-1 0.53(mm)
ZZZZZ		07/01/2011 17:09	1		CLP-2 0.53(mm)
ZZZZZ		07/01/2011 17:24	1		CLP-1 0.53(mm)
ZZZZZ		07/01/2011 17:24	1		CLP-2 0.53(mm)
ZZZZZ		07/01/2011 17:39	1		CLP-1 0.53(mm)
ZZZZZ		07/01/2011 17:39	1		CLP-2 0.53(mm)
ZZZZZ		07/01/2011 17:53	1		CLP-1 0.53(mm)
ZZZZZ		07/01/2011 17:53	1		CLP-2 0.53(mm)
ZZZZZ		07/01/2011 18:08	2		CLP-1 0.53(mm)
ZZZZZ		07/01/2011 18:08	2		CLP-2 0.53(mm)
CCV 240-6928/17 CCVRT		07/01/2011 18:23	1		CLP-1 0.53(mm)
CCV 240-6928/17 CCVRT		07/01/2011 18:23	1		CLP-2 0.53(mm)
CCV 240-6928/26 CCVRT		07/01/2011 20:34	1		CLP-1 0.53(mm)
CCV 240-6928/26 CCVRT		07/01/2011 20:34	1		CLP-2 0.53(mm)
CCV 240-6928/35 CCVRT		07/01/2011 22:46	1	P1270135.D	CLP-1 0.53(mm)
CCV 240-6928/35 CCVRT		07/01/2011 22:46	1	P1270135.D	CLP-2 0.53(mm)
240-1112-1	DR-SB-26-02	07/01/2011 23:00	1	P1270136.D	CLP-1 0.53(mm)
240-1112-1	DR-SB-26-02	07/01/2011 23:00	1	P1270136.D	CLP-2 0.53(mm)
240-1112-2	DR-SB-26-10	07/01/2011 23:15	1	P1270137.D	CLP-1 0.53(mm)
240-1112-2	DR-SB-26-10	07/01/2011 23:15	1	P1270137.D	CLP-2 0.53(mm)
240-1112-3	DR-SB-27-02	07/01/2011 23:29	1	P1270138.D	CLP-1 0.53(mm)
240-1112-3	DR-SB-27-02	07/01/2011 23:29	1	P1270138.D	CLP-2 0.53(mm)
240-1112-4	DR-SB-27-10	07/01/2011 23:44	1	P1270139.D	CLP-1 0.53(mm)
240-1112-4	DR-SB-27-10	07/01/2011 23:44	1	P1270139.D	CLP-2 0.53(mm)
240-1112-5	DR-SB-28-02	07/01/2011 23:58	1	P1270140.D	CLP-1 0.53(mm)
240-1112-5	DR-SB-28-02	07/01/2011 23:58	1	P1270140.D	CLP-2 0.53(mm)
240-1112-6	DR-SB-28-10	07/02/2011 00:13	1	P1270141.D	CLP-1 0.53(mm)
240-1112-6	DR-SB-28-10	07/02/2011 00:13	1	P1270141.D	CLP-2 0.53(mm)
240-1112-7	DR-SB-29-02	07/02/2011 00:27	1	P1270142.D	CLP-1 0.53(mm)
240-1112-7	DR-SB-29-02	07/02/2011 00:27	1	P1270142.D	CLP-2 0.53(mm)
240-1112-8	DR-SB-29-10	07/02/2011 00:42	1	P1270143.D	CLP-1 0.53(mm)
240-1112-8	DR-SB-29-10	07/02/2011 00:42	1	P1270143.D	CLP-2 0.53(mm)
MB 240-6043/23-A		07/02/2011 00:57	1	P1270144.D	CLP-1 0.53(mm)
MB 240-6043/23-A		07/02/2011 00:57	1	P1270144.D	CLP-2 0.53(mm)
CCV 240-6928/45 CCVRT		07/02/2011 01:11	1	P1270145.D	CLP-1 0.53(mm)
CCV 240-6928/45 CCVRT		07/02/2011 01:11	1	P1270145.D	CLP-2 0.53(mm)
240-1112-9	DR-SB-30-02	07/02/2011 01:26	1	P1270146.D	CLP-1 0.53(mm)

8082A

GC SEMI VOA ANALYSIS RUN LOG

Lab Name: TestAmerica North Canton Job No.: 240-1112-1

SDG No.:

Instrument ID: A2HP12 Start Date: 07/01/2011 14:57

Analysis Batch Number: 6928 End Date: 07/02/2011 05:19

LAB SAMPLE ID	CLIENT SAMPLE ID	DATE ANALYZED	DILUTION FACTOR	LAB FILE ID	COLUMN ID
240-1112-9	DR-SB-30-02	07/02/2011 01:26	1	P1270146.D	CLP-2 0.53(mm)
240-1112-10	DR-SB-30-08	07/02/2011 01:41	1	P1270147.D	CLP-1 0.53(mm)
240-1112-10	DR-SB-30-08	07/02/2011 01:41	1	P1270147.D	CLP-2 0.53(mm)
240-1112-11	DR-SB-31-02	07/02/2011 01:55	1	P1270148.D	CLP-1 0.53(mm)
240-1112-11	DR-SB-31-02	07/02/2011 01:55	1	P1270148.D	CLP-2 0.53(mm)
240-1112-12	DR-SB-31-14	07/02/2011 02:10	1	P1270149.D	CLP-1 0.53(mm)
240-1112-12	DR-SB-31-14	07/02/2011 02:10	1	P1270149.D	CLP-2 0.53(mm)
240-1112-13	DR-SB-32-02	07/02/2011 02:24	1	P1270150.D	CLP-1 0.53(mm)
240-1112-13	DR-SB-32-02	07/02/2011 02:24	1	P1270150.D	CLP-2 0.53(mm)
240-1112-14	DR-SB-32-12	07/02/2011 02:39	1	P1270151.D	CLP-1 0.53(mm)
240-1112-14	DR-SB-32-12	07/02/2011 02:39	1	P1270151.D	CLP-2 0.53(mm)
240-1112-15	DR-SB-33-02	07/02/2011 02:53	1	P1270152.D	CLP-1 0.53(mm)
240-1112-15	DR-SB-33-02	07/02/2011 02:53	1	P1270152.D	CLP-2 0.53(mm)
LCS 240-6043/24-A		07/02/2011 03:08	1	P1270153.D	CLP-1 0.53(mm)
LCS 240-6043/24-A		07/02/2011 03:08	1	P1270153.D	CLP-2 0.53(mm)
CCV 240-6928/54 CCVRT		07/02/2011 03:23	1	P1270154.D	CLP-1 0.53(mm)
CCV 240-6928/54 CCVRT		07/02/2011 03:23	1	P1270154.D	CLP-2 0.53(mm)
240-1112-16	DR-SB-33-12	07/02/2011 03:37	1	P1270155.D	CLP-1 0.53(mm)
240-1112-16	DR-SB-33-12	07/02/2011 03:37	1	P1270155.D	CLP-2 0.53(mm)
240-1112-17	DR-SB-34-02	07/02/2011 03:52	1	P1270156.D	CLP-1 0.53(mm)
240-1112-17	DR-SB-34-02	07/02/2011 03:52	1	P1270156.D	CLP-2 0.53(mm)
240-1112-18	DR-SB-34-08	07/02/2011 04:07	1	P1270157.D	CLP-1 0.53(mm)
240-1112-18	DR-SB-34-08	07/02/2011 04:07	1	P1270157.D	CLP-2 0.53(mm)
240-1112-19	DR-SB-35-02	07/02/2011 04:21	1	P1270158.D	CLP-1 0.53(mm)
240-1112-19	DR-SB-35-02	07/02/2011 04:21	1	P1270158.D	CLP-2 0.53(mm)
240-1112-20	DR-SB-35-10	07/02/2011 04:36	1	P1270159.D	CLP-1 0.53(mm)
240-1112-20	DR-SB-35-10	07/02/2011 04:36	1	P1270159.D	CLP-2 0.53(mm)
240-1112-20 MS	DR-SB-35-10 MS	07/02/2011 04:51	1	P1270160.D	CLP-1 0.53(mm)
240-1112-20 MS	DR-SB-35-10 MS	07/02/2011 04:51	1	P1270160.D	CLP-2 0.53(mm)
240-1112-20 MSD	DR-SB-35-10 MSD	07/02/2011 05:05	1	P1270161.D	CLP-1 0.53(mm)
240-1112-20 MSD	DR-SB-35-10 MSD	07/02/2011 05:05	1	P1270161.D	CLP-2 0.53(mm)
CCV 240-6928/62 CCVRT		07/02/2011 05:19	1	P1270162.D	CLP-1 0.53(mm)
CCV 240-6928/62 CCVRT		07/02/2011 05:19	1	P1270162.D	CLP-2 0.53(mm)

FORM VI
GC SEMI VOA INITIAL CALIBRATION DATA
EXTERNAL STANDARD RETENTION TIME SUMMARY

Lab Name: TestAmerica North Canton Job No.: 240-1112-1 Analy Batch No.: 1720

SDG No.:

Instrument ID: A2HP12 GC Column: CLP-1 ID: 0.53(mm) Heated Purge: (Y/N) N

Calibration Start Date: 05/07/2011 10:37 Calibration End Date: 05/07/2011 11:50 Calibration ID: 864

Calibration Files:

LEVEL:	LAB SAMPLE ID:	LAB FILE ID:
Level 1	STD005 240-1720/1	P1250702.D
Level 2	STD01 240-1720/2	P1250703.D
Level 3	STD02 240-1720/3	P1250704.D
Level 4	STD05 240-1720/4	P1250705.D
Level 5	STD1 240-1720/5	P1250706.D
Level 6	STD2 240-1720/6	P1250707.D

ANALYTE	LVL 1	LVL 2	LVL 3	LVL 4	LVL 5	LVL 6	RT WINDOW	AVG RT
PCB-1232 Peak 1	1.666	1.666	1.666	1.665	1.666	1.666	1.616 - 1.716	1.666
PCB-1232 Peak 2	1.965	1.965	1.964	1.964	1.965	1.966	1.915 - 2.015	1.965
PCB-1232 Peak 3	2.373	2.374	2.373	2.373	2.375	2.375	2.323 - 2.423	2.374
PCB-1232 Peak 4	2.498	2.499	2.497	2.498	2.499	2.499	2.448 - 2.548	2.498
PCB-1232 Peak 5	3.320	3.318	3.319	3.319	3.318	3.319	3.270 - 3.370	3.319

FORM VI
GC SEMI VOA INITIAL CALIBRATION DATA
EXTERNAL STANDARD CURVE EVALUTION

Lab Name: TestAmerica North Canton Job No.: 240-1112-1 Analy Batch No.: 1720

SDG No.:

Instrument ID: A2HP12 GC Column: CLP-1 ID: 0.53(mm) Heated Purge: (Y/N) N

Calibration Start Date: 05/07/2011 10:37 Calibration End Date: 05/07/2011 11:50 Calibration ID: 864

Calibration Files:

LEVEL:	LAB SAMPLE ID:	LAB FILE ID:
Level 1	STD005 240-1720/1	P1250702.D
Level 2	STD01 240-1720/2	P1250703.D
Level 3	STD02 240-1720/3	P1250704.D
Level 4	STD05 240-1720/4	P1250705.D
Level 5	STD1 240-1720/5	P1250706.D
Level 6	STD2 240-1720/6	P1250707.D

ANALYTE	CF				CURVE TYPE	COEFFICIENT			#	MIN CF	%RSD	#	MAX %RSD	R^2 OR COD	#	MIN R^2 OR COD
	LVL 1 LVL 5	LVL 2 LVL 6	LVL 3	LVL 4		B	M1	M2								
PCB-1232 Peak 1	37106640 29154709	35392550 25552061	32128895	29847634	Ave		31530414.8				13.0		20.0			
PCB-1232 Peak 2	27348860 22025070	26227640 19774002	24324390	22280006	Ave		23663328.0				12.0		20.0			
PCB-1232 Peak 3	53229600 45744791	52000320 42330855	48321525	42529454	Ave		47359424.1				9.8		20.0			
PCB-1232 Peak 4	21005740 18085619	20940870 16663106	19521910	17702622	Ave		18986644.4				9.4		20.0			
PCB-1232 Peak 5	28182140 26403924	29035950 23973701	27566025	26195350	Ave		26892848.3				6.6		20.0			

Note: The m1 coefficient is the same as Ave CF for an Ave curve type.

FORM VI
GC SEMI VOA INITIAL CALIBRATION DATA
EXTERNAL STANDARD RESPONSE AND CONCENTRATION

Lab Name: TestAmerica North Canton Job No.: 240-1112-1 Analy Batch No.: 1720

SDG No.:

Instrument ID: A2HP12 GC Column: CLP-1 ID: 0.53(mm) Heated Purge: (Y/N) N

Calibration Start Date: 05/07/2011 10:37 Calibration End Date: 05/07/2011 11:50 Calibration ID: 864

Calibration Files:

LEVEL:	LAB SAMPLE ID:	LAB FILE ID:
Level 1	STD005 240-1720/1	P1250702.D
Level 2	STD01 240-1720/2	P1250703.D
Level 3	STD02 240-1720/3	P1250704.D
Level 4	STD05 240-1720/4	P1250705.D
Level 5	STD1 240-1720/5	P1250706.D
Level 6	STD2 240-1720/6	P1250707.D

ANALYTE	CURVE TYPE	RESPONSE					CONCENTRATION (NG/UL)				
		LVL 1	LVL 2	LVL 3	LVL 4	LVL 5	LVL 1	LVL 2	LVL 3	LVL 4	LVL 5
PCB-1232 Peak 1	Ave	1855332	3539255	6425779	14923817	29154709	0.0500	0.100	0.200	0.500	1.00
		51104121					2.00				
PCB-1232 Peak 2	Ave	1367443	2622764	4864878	11140003	22025070	0.0500	0.100	0.200	0.500	1.00
		39548004					2.00				
PCB-1232 Peak 3	Ave	2661480	5200032	9664305	21264727	45744791	0.0500	0.100	0.200	0.500	1.00
		84661709					2.00				
PCB-1232 Peak 4	Ave	1050287	2094087	3904382	8851311	18085619	0.0500	0.100	0.200	0.500	1.00
		33326211					2.00				
PCB-1232 Peak 5	Ave	1409107	2903595	5513205	13097675	26403924	0.0500	0.100	0.200	0.500	1.00
		47947401					2.00				

Curve Type Legend:
Ave = Average

FORM VI
GC SEMI VOA INITIAL CALIBRATION DATA
EXTERNAL STANDARD RETENTION TIME SUMMARY

Lab Name: TestAmerica North Canton Job No.: 240-1112-1 Analy Batch No.: 1720

SDG No.:

Instrument ID: A2HP12 GC Column: CLP-2 ID: 0.53(mm) Heated Purge: (Y/N) N

Calibration Start Date: 05/07/2011 10:37 Calibration End Date: 05/07/2011 11:50 Calibration ID: 865

Calibration Files:

LEVEL:	LAB SAMPLE ID:	LAB FILE ID:
Level 1	STD005 240-1720/1	P1250702.D
Level 2	STD01 240-1720/2	P1250703.D
Level 3	STD02 240-1720/3	P1250704.D
Level 4	STD05 240-1720/4	P1250705.D
Level 5	STD1 240-1720/5	P1250706.D
Level 6	STD2 240-1720/6	P1250707.D

ANALYTE	LVL 1	LVL 2	LVL 3	LVL 4	LVL 5	LVL 6	RT WINDOW	AVG RT
PCB-1232 Peak 1	2.323	2.323	2.323	2.323	2.324	2.324	2.273 - 2.373	2.323
PCB-1232 Peak 2	2.736	2.736	2.736	2.734	2.737	2.736	2.686 - 2.786	2.736
PCB-1232 Peak 3	3.203	3.203	3.203	3.204	3.205	3.204	3.153 - 3.253	3.204
PCB-1232 Peak 4	3.343	3.344	3.344	3.344	3.346	3.345	3.293 - 3.393	3.344
PCB-1232 Peak 5	3.449	3.448	3.449	3.449	3.450	3.450	3.399 - 3.499	3.449

FORM VI
GC SEMI VOA INITIAL CALIBRATION DATA
EXTERNAL STANDARD CURVE EVALUTION

Lab Name: TestAmerica North Canton Job No.: 240-1112-1 Analy Batch No.: 1720

SDG No.:

Instrument ID: A2HP12 GC Column: CLP-2 ID: 0.53(mm) Heated Purge: (Y/N) N

Calibration Start Date: 05/07/2011 10:37 Calibration End Date: 05/07/2011 11:50 Calibration ID: 865

Calibration Files:

LEVEL:	LAB SAMPLE ID:	LAB FILE ID:
Level 1	STD005 240-1720/1	P1250702.D
Level 2	STD01 240-1720/2	P1250703.D
Level 3	STD02 240-1720/3	P1250704.D
Level 4	STD05 240-1720/4	P1250705.D
Level 5	STD1 240-1720/5	P1250706.D
Level 6	STD2 240-1720/6	P1250707.D

ANALYTE	CF				CURVE TYPE	COEFFICIENT			#	MIN CF	%RSD	#	MAX %RSD	R^2 OR COD	#	MIN R^2 OR COD
	LVL 1 LVL 5	LVL 2 LVL 6	LVL 3	LVL 4		B	M1	M2								
PCB-1232 Peak 1	22443580 16994989	21246420 15268434	19530855	18179418	Ave		18943949.4				14.0		20.0			
PCB-1232 Peak 2	19289460 12967389	15677270 11627236	15052185	13904828	Ave		14753061.3				18.0		20.0			
PCB-1232 Peak 3	33246060 25768620	31220020 23851844	28859765	27253366	Ave		28366612.5				12.0		20.0			
PCB-1232 Peak 4	14224240 11213272	13662140 10422343	12297200	12026412	Ave		12307601.1				12.0		20.0			
PCB-1232 Peak 5	11074480 8749438	10454190 8253236	9617285	9336314	Ave		9580823.75				11.0		20.0			

Note: The m1 coefficient is the same as Ave CF for an Ave curve type.

FORM VI
GC SEMI VOA INITIAL CALIBRATION DATA
EXTERNAL STANDARD RESPONSE AND CONCENTRATION

Lab Name: TestAmerica North Canton Job No.: 240-1112-1 Analy Batch No.: 1720

SDG No.:

Instrument ID: A2HP12 GC Column: CLP-2 ID: 0.53(mm) Heated Purge: (Y/N) N

Calibration Start Date: 05/07/2011 10:37 Calibration End Date: 05/07/2011 11:50 Calibration ID: 865

Calibration Files:

LEVEL:	LAB SAMPLE ID:	LAB FILE ID:
Level 1	STD005 240-1720/1	P1250702.D
Level 2	STD01 240-1720/2	P1250703.D
Level 3	STD02 240-1720/3	P1250704.D
Level 4	STD05 240-1720/4	P1250705.D
Level 5	STD1 240-1720/5	P1250706.D
Level 6	STD2 240-1720/6	P1250707.D

ANALYTE	CURVE TYPE	RESPONSE					CONCENTRATION (NG/UL)				
		LVL 1 LVL 6	LVL 2	LVL 3	LVL 4	LVL 5	LVL 1 LVL 6	LVL 2	LVL 3	LVL 4	LVL 5
PCB-1232 Peak 1	Ave	1122179 30536869	2124642	3906171	9089709	16994989	0.0500 2.00	0.100	0.200	0.500	1.00
PCB-1232 Peak 2	Ave	964473 23254472	1567727	3010437	6952414	12967389	0.0500 2.00	0.100	0.200	0.500	1.00
PCB-1232 Peak 3	Ave	1662303 47703688	3122002	5771953	13626683	25768620	0.0500 2.00	0.100	0.200	0.500	1.00
PCB-1232 Peak 4	Ave	711212 20844685	1366214	2459440	6013206	11213272	0.0500 2.00	0.100	0.200	0.500	1.00
PCB-1232 Peak 5	Ave	553724 16506471	1045419	1923457	4668157	8749438	0.0500 2.00	0.100	0.200	0.500	1.00

Curve Type Legend:
Ave = Average

FORM VI
GC SEMI VOA INITIAL CALIBRATION DATA
EXTERNAL STANDARD RETENTION TIME SUMMARY

Lab Name: TestAmerica North Canton Job No.: 240-1112-1 Analy Batch No.: 1720

SDG No.:

Instrument ID: A2HP12 GC Column: CLP-1 ID: 0.53(mm) Heated Purge: (Y/N) N

Calibration Start Date: 05/07/2011 12:05 Calibration End Date: 05/07/2011 13:17 Calibration ID: 870

Calibration Files:

LEVEL:	LAB SAMPLE ID:	LAB FILE ID:
Level 1	STD005 240-1720/7	P1250708.D
Level 2	STD01 240-1720/8	P1250709.D
Level 3	STD02 240-1720/9	P1250710.D
Level 4	STD05 240-1720/10	P1250711.D
Level 5	STD1 240-1720/11	P1250712.D
Level 6	STD2 240-1720/12	P1250713.D

ANALYTE	LVL 1	LVL 2	LVL 3	LVL 4	LVL 5	LVL 6	RT WINDOW	AVG RT
PCB-1242 Peak 1	1.666	1.666	1.665	1.665	1.666	1.666	1.616 - 1.716	1.666
PCB-1242 Peak 2	1.965	1.965	1.964	1.963	1.966	1.965	1.915 - 2.015	1.965
PCB-1242 Peak 3	2.373	2.374	2.373	2.373	2.375	2.374	2.324 - 2.424	2.374
PCB-1242 Peak 4	2.498	2.499	2.498	2.498	2.499	2.498	2.448 - 2.548	2.498
PCB-1242 Peak 5	2.888	2.889	2.889	2.888	2.890	2.889	2.839 - 2.939	2.889

FORM VI
GC SEMI VOA INITIAL CALIBRATION DATA
EXTERNAL STANDARD CURVE EVALUTION

Lab Name: TestAmerica North Canton Job No.: 240-1112-1 Analy Batch No.: 1720

SDG No.:

Instrument ID: A2HP12 GC Column: CLP-1 ID: 0.53(mm) Heated Purge: (Y/N) N

Calibration Start Date: 05/07/2011 12:05 Calibration End Date: 05/07/2011 13:17 Calibration ID: 870

Calibration Files:

LEVEL:	LAB SAMPLE ID:	LAB FILE ID:
Level 1	STD005 240-1720/7	P1250708.D
Level 2	STD01 240-1720/8	P1250709.D
Level 3	STD02 240-1720/9	P1250710.D
Level 4	STD05 240-1720/10	P1250711.D
Level 5	STD1 240-1720/11	P1250712.D
Level 6	STD2 240-1720/12	P1250713.D

ANALYTE	CF				CURVE TYPE	COEFFICIENT			#	MIN CF	%RSD	#	MAX %RSD	R^2 OR COD	#	MIN R^2 OR COD
	LVL 1 LVL 5	LVL 2 LVL 6	LVL 3	LVL 4		B	M1	M2								
PCB-1242 Peak 1	25507740 20427645	24551550 18517727	23357115	21698950	Ave		22343454.4				12.0		20.0			
PCB-1242 Peak 2	47008720 37915517	45013400 34701999	43020160	40669136	Ave		41388155.3				11.0		20.0			
PCB-1242 Peak 3	98094440 85505307	94045830 80194740	91836830	88882988	Ave		89760022.5				7.1		20.0			
PCB-1242 Peak 4	40845520 33806501	38143330 31773537	37020645	35225618	Ave		36135858.4				8.9		20.0			
PCB-1242 Peak 5	40143640 34700700	38709450 32720607	38054950	36610870	Ave		36823369.4				7.4		20.0			

Note: The m1 coefficient is the same as Ave CF for an Ave curve type.

FORM VI
GC SEMI VOA INITIAL CALIBRATION DATA
EXTERNAL STANDARD RESPONSE AND CONCENTRATION

Lab Name: TestAmerica North Canton Job No.: 240-1112-1 Analy Batch No.: 1720

SDG No.:

Instrument ID: A2HP12 GC Column: CLP-1 ID: 0.53(mm) Heated Purge: (Y/N) N

Calibration Start Date: 05/07/2011 12:05 Calibration End Date: 05/07/2011 13:17 Calibration ID: 870

Calibration Files:

LEVEL:	LAB SAMPLE ID:	LAB FILE ID:
Level 1	STD005 240-1720/7	P1250708.D
Level 2	STD01 240-1720/8	P1250709.D
Level 3	STD02 240-1720/9	P1250710.D
Level 4	STD05 240-1720/10	P1250711.D
Level 5	STD1 240-1720/11	P1250712.D
Level 6	STD2 240-1720/12	P1250713.D

ANALYTE	CURVE TYPE	RESPONSE					CONCENTRATION (NG/UL)				
		LVL 1 LVL 6	LVL 2	LVL 3	LVL 4	LVL 5	LVL 1 LVL 6	LVL 2	LVL 3	LVL 4	LVL 5
PCB-1242 Peak 1	Ave	1275387 37035453	2455155	4671423	10849475	20427645	0.0500 2.00	0.100	0.200	0.500	1.00
PCB-1242 Peak 2	Ave	2350436 69403998	4501340	8604032	20334568	37915517	0.0500 2.00	0.100	0.200	0.500	1.00
PCB-1242 Peak 3	Ave	4904722 160389480	9404583	18367366	44441494	85505307	0.0500 2.00	0.100	0.200	0.500	1.00
PCB-1242 Peak 4	Ave	2042276 63547073	3814333	7404129	17612809	33806501	0.0500 2.00	0.100	0.200	0.500	1.00
PCB-1242 Peak 5	Ave	2007182 65441213	3870945	7610990	18305435	34700700	0.0500 2.00	0.100	0.200	0.500	1.00

Curve Type Legend:
Ave = Average

FORM VI
GC SEMI VOA INITIAL CALIBRATION DATA
EXTERNAL STANDARD RETENTION TIME SUMMARY

Lab Name: TestAmerica North Canton Job No.: 240-1112-1 Analy Batch No.: 1720

SDG No.:

Instrument ID: A2HP12 GC Column: CLP-2 ID: 0.53(mm) Heated Purge: (Y/N) N

Calibration Start Date: 05/07/2011 12:05 Calibration End Date: 05/07/2011 13:17 Calibration ID: 871

Calibration Files:

LEVEL:	LAB SAMPLE ID:	LAB FILE ID:
Level 1	STD005 240-1720/7	P1250708.D
Level 2	STD01 240-1720/8	P1250709.D
Level 3	STD02 240-1720/9	P1250710.D
Level 4	STD05 240-1720/10	P1250711.D
Level 5	STD1 240-1720/11	P1250712.D
Level 6	STD2 240-1720/12	P1250713.D

ANALYTE	LVL 1	LVL 2	LVL 3	LVL 4	LVL 5	LVL 6	RT WINDOW	AVG RT
PCB-1242 Peak 1	2.323	2.324	2.323	2.323	2.323	2.322	2.273 - 2.373	2.323
PCB-1242 Peak 2	2.735	2.736	2.736	2.736	2.736	2.737	2.685 - 2.785	2.736
PCB-1242 Peak 3	3.203	3.204	3.204	3.204	3.204	3.203	3.153 - 3.253	3.204
PCB-1242 Peak 4	3.345	3.345	3.344	3.345	3.345	3.344	3.295 - 3.395	3.345
PCB-1242 Peak 5	3.840	3.839	3.839	3.839	3.839	3.840	3.790 - 3.890	3.839

FORM VI
GC SEMI VOA INITIAL CALIBRATION DATA
EXTERNAL STANDARD CURVE EVALUTION

Lab Name: TestAmerica North Canton Job No.: 240-1112-1 Analy Batch No.: 1720

SDG No.:

Instrument ID: A2HP12 GC Column: CLP-2 ID: 0.53(mm) Heated Purge: (Y/N) N

Calibration Start Date: 05/07/2011 12:05 Calibration End Date: 05/07/2011 13:17 Calibration ID: 871

Calibration Files:

LEVEL:	LAB SAMPLE ID:	LAB FILE ID:
Level 1	STD005 240-1720/7	P1250708.D
Level 2	STD01 240-1720/8	P1250709.D
Level 3	STD02 240-1720/9	P1250710.D
Level 4	STD05 240-1720/10	P1250711.D
Level 5	STD1 240-1720/11	P1250712.D
Level 6	STD2 240-1720/12	P1250713.D

ANALYTE	CF				CURVE TYPE	COEFFICIENT			#	MIN CF	%RSD	#	MAX %RSD	R^2 OR COD	#	MIN R^2 OR COD
	LVL 1 LVL 5	LVL 2 LVL 6	LVL 3	LVL 4		B	M1	M2								
PCB-1242 Peak 1	16005320 12196983	15021730 11237429	14164405	13194406	Ave		13636712.2				13.0		20.0			
PCB-1242 Peak 2	29970200 23577483	27374250 21865573	27648880	25634632	Ave		26011836.3				11.0		20.0			
PCB-1242 Peak 3	59713920 47702346	55316730 45033825	52786570	50486030	Ave		51839903.5				10.0		20.0			
PCB-1242 Peak 4	25656540 20710812	23659930 19400343	22459450	22199450	Ave		22347754.1				9.8		20.0			
PCB-1242 Peak 5	22415660 15746402	19753290 14650093	18700825	17126606	Ave		18065479.3				16.0		20.0			

Note: The m1 coefficient is the same as Ave CF for an Ave curve type.

FORM VI
GC SEMI VOA INITIAL CALIBRATION DATA
EXTERNAL STANDARD RESPONSE AND CONCENTRATION

Lab Name: TestAmerica North Canton Job No.: 240-1112-1 Analy Batch No.: 1720

SDG No.:

Instrument ID: A2HP12 GC Column: CLP-2 ID: 0.53(mm) Heated Purge: (Y/N) N

Calibration Start Date: 05/07/2011 12:05 Calibration End Date: 05/07/2011 13:17 Calibration ID: 871

Calibration Files:

LEVEL:	LAB SAMPLE ID:	LAB FILE ID:
Level 1	STD005 240-1720/7	P1250708.D
Level 2	STD01 240-1720/8	P1250709.D
Level 3	STD02 240-1720/9	P1250710.D
Level 4	STD05 240-1720/10	P1250711.D
Level 5	STD1 240-1720/11	P1250712.D
Level 6	STD2 240-1720/12	P1250713.D

ANALYTE	CURVE TYPE	RESPONSE					CONCENTRATION (NG/UL)				
		LVL 1 LVL 6	LVL 2	LVL 3	LVL 4	LVL 5	LVL 1 LVL 6	LVL 2	LVL 3	LVL 4	LVL 5
PCB-1242 Peak 1	Ave	800266 22474858	1502173	2832881	6597203	12196983	0.0500 2.00	0.100	0.200	0.500	1.00
PCB-1242 Peak 2	Ave	1498510 43731146	2737425	5529776	12817316	23577483	0.0500 2.00	0.100	0.200	0.500	1.00
PCB-1242 Peak 3	Ave	2985696 90067650	5531673	10557314	25243015	47702346	0.0500 2.00	0.100	0.200	0.500	1.00
PCB-1242 Peak 4	Ave	1282827 38800685	2365993	4491890	11099725	20710812	0.0500 2.00	0.100	0.200	0.500	1.00
PCB-1242 Peak 5	Ave	1120783 29300186	1975329	3740165	8563303	15746402	0.0500 2.00	0.100	0.200	0.500	1.00

Curve Type Legend:
Ave = Average

FORM VI
GC SEMI VOA INITIAL CALIBRATION DATA
EXTERNAL STANDARD RETENTION TIME SUMMARY

Lab Name: TestAmerica North Canton Job No.: 240-1112-1 Analy Batch No.: 1720

SDG No.:

Instrument ID: A2HP12 GC Column: CLP-1 ID: 0.53(mm) Heated Purge: (Y/N) N

Calibration Start Date: 05/07/2011 13:32 Calibration End Date: 05/07/2011 14:44 Calibration ID: 876

Calibration Files:

LEVEL:	LAB SAMPLE ID:	LAB FILE ID:
Level 1	STD005 240-1720/13	P1250714.D
Level 2	STD01 240-1720/14	P1250715.D
Level 3	STD02 240-1720/15	P1250716.D
Level 4	STD05 240-1720/16	P1250717.D
Level 5	STD1 240-1720/17	P1250718.D
Level 6	STD2 240-1720/18	P1250719.D

ANALYTE	LVL 1	LVL 2	LVL 3	LVL 4	LVL 5	LVL 6	RT WINDOW	AVG RT
PCB-1248 Peak 1	1.966	1.963	1.963	1.965	1.964	1.964	1.916 - 2.016	1.964
PCB-1248 Peak 2	2.374	2.372	2.372	2.372	2.372	2.372	2.324 - 2.424	2.372
PCB-1248 Peak 3	2.891	2.889	2.888	2.889	2.889	2.889	2.841 - 2.941	2.889
PCB-1248 Peak 4	3.317	3.313	3.316	3.313	3.314	3.312	3.267 - 3.367	3.314
PCB-1248 Peak 5	3.917	3.916	3.916	3.916	3.917	3.916	3.867 - 3.967	3.916

FORM VI
GC SEMI VOA INITIAL CALIBRATION DATA
EXTERNAL STANDARD CURVE EVALUTION

Lab Name: TestAmerica North Canton Job No.: 240-1112-1 Analy Batch No.: 1720

SDG No.:

Instrument ID: A2HP12 GC Column: CLP-1 ID: 0.53(mm) Heated Purge: (Y/N) N

Calibration Start Date: 05/07/2011 13:32 Calibration End Date: 05/07/2011 14:44 Calibration ID: 876

Calibration Files:

LEVEL:	LAB SAMPLE ID:	LAB FILE ID:
Level 1	STD005 240-1720/13	P1250714.D
Level 2	STD01 240-1720/14	P1250715.D
Level 3	STD02 240-1720/15	P1250716.D
Level 4	STD05 240-1720/16	P1250717.D
Level 5	STD1 240-1720/17	P1250718.D
Level 6	STD2 240-1720/18	P1250719.D

ANALYTE	CF				CURVE TYPE	COEFFICIENT			#	MIN CF	%RSD	#	MAX %RSD	R^2 OR COD	#	MIN R^2 OR COD
	LVL 1 LVL 5	LVL 2 LVL 6	LVL 3	LVL 4		B	M1	M2								
PCB-1248 Peak 1	21556540 18946840	22152190 17060039	20438310	18941828	Ave		19849291.1				9.6		20.0			
PCB-1248 Peak 2	66455880 52238458	57675930 48102844	53138635	50483052	Ave		54682466.5				12.0		20.0			
PCB-1248 Peak 3	65685680 57155881	63285810 52425061	58857920	55435136	Ave		58807581.3				8.4		20.0			
PCB-1248 Peak 4	111523760 100944727	108535980 92371788	102029635	95978532	Ave		101897404				7.1		20.0			
PCB-1248 Peak 5	28478160 28325813	26570820 25813972	27068980	25997932	Ave		27042612.8				4.2		20.0			

Note: The m1 coefficient is the same as Ave CF for an Ave curve type.

FORM VI
GC SEMI VOA INITIAL CALIBRATION DATA
EXTERNAL STANDARD RESPONSE AND CONCENTRATION

Lab Name: TestAmerica North Canton Job No.: 240-1112-1 Analy Batch No.: 1720

SDG No.:

Instrument ID: A2HP12 GC Column: CLP-1 ID: 0.53(mm) Heated Purge: (Y/N) N

Calibration Start Date: 05/07/2011 13:32 Calibration End Date: 05/07/2011 14:44 Calibration ID: 876

Calibration Files:

LEVEL:	LAB SAMPLE ID:	LAB FILE ID:
Level 1	STD005 240-1720/13	P1250714.D
Level 2	STD01 240-1720/14	P1250715.D
Level 3	STD02 240-1720/15	P1250716.D
Level 4	STD05 240-1720/16	P1250717.D
Level 5	STD1 240-1720/17	P1250718.D
Level 6	STD2 240-1720/18	P1250719.D

ANALYTE	CURVE TYPE	RESPONSE					CONCENTRATION (NG/UL)				
		LVL 1 LVL 6	LVL 2	LVL 3	LVL 4	LVL 5	LVL 1 LVL 6	LVL 2	LVL 3	LVL 4	LVL 5
PCB-1248 Peak 1	Ave	1077827 34120077	2215219	4087662	9470914	18946840	0.0500 2.00	0.100	0.200	0.500	1.00
PCB-1248 Peak 2	Ave	3322794 96205688	5767593	10627727	25241526	52238458	0.0500 2.00	0.100	0.200	0.500	1.00
PCB-1248 Peak 3	Ave	3284284 104850122	6328581	11771584	27717568	57155881	0.0500 2.00	0.100	0.200	0.500	1.00
PCB-1248 Peak 4	Ave	5576188 184743576	10853598	20405927	47989266	100944727	0.0500 2.00	0.100	0.200	0.500	1.00
PCB-1248 Peak 5	Ave	1423908 51627944	2657082	5413796	12998966	28325813	0.0500 2.00	0.100	0.200	0.500	1.00

Curve Type Legend:
Ave = Average

FORM VI
GC SEMI VOA INITIAL CALIBRATION DATA
EXTERNAL STANDARD RETENTION TIME SUMMARY

Lab Name: TestAmerica North Canton Job No.: 240-1112-1 Analy Batch No.: 1720

SDG No.:

Instrument ID: A2HP12 GC Column: CLP-2 ID: 0.53(mm) Heated Purge: (Y/N) N

Calibration Start Date: 05/07/2011 13:32 Calibration End Date: 05/07/2011 14:44 Calibration ID: 877

Calibration Files:

LEVEL:	LAB SAMPLE ID:	LAB FILE ID:
Level 1	STD005 240-1720/13	P1250714.D
Level 2	STD01 240-1720/14	P1250715.D
Level 3	STD02 240-1720/15	P1250716.D
Level 4	STD05 240-1720/16	P1250717.D
Level 5	STD1 240-1720/17	P1250718.D
Level 6	STD2 240-1720/18	P1250719.D

ANALYTE	LVL 1	LVL 2	LVL 3	LVL 4	LVL 5	LVL 6	RT WINDOW	AVG RT
PCB-1248 Peak 1	2.737	2.735	2.735	2.735	2.734	2.734	2.684 - 2.784	2.735
PCB-1248 Peak 2	3.204	3.202	3.203	3.203	3.202	3.203	3.154 - 3.254	3.203
PCB-1248 Peak 3	3.841	3.840	3.840	3.840	3.840	3.839	3.791 - 3.891	3.840
PCB-1248 Peak 4	4.526	4.526	4.524	4.525	4.525	4.525	4.476 - 4.576	4.525
PCB-1248 Peak 5	4.978	4.978	4.977	4.978	4.978	4.978	4.928 - 5.028	4.978

FORM VI
GC SEMI VOA INITIAL CALIBRATION DATA
EXTERNAL STANDARD CURVE EVALUTION

Lab Name: TestAmerica North Canton Job No.: 240-1112-1 Analy Batch No.: 1720

SDG No.:

Instrument ID: A2HP12 GC Column: CLP-2 ID: 0.53(mm) Heated Purge: (Y/N) N

Calibration Start Date: 05/07/2011 13:32 Calibration End Date: 05/07/2011 14:44 Calibration ID: 877

Calibration Files:

LEVEL:	LAB SAMPLE ID:	LAB FILE ID:
Level 1	STD005 240-1720/13	P1250714.D
Level 2	STD01 240-1720/14	P1250715.D
Level 3	STD02 240-1720/15	P1250716.D
Level 4	STD05 240-1720/16	P1250717.D
Level 5	STD1 240-1720/17	P1250718.D
Level 6	STD2 240-1720/18	P1250719.D

ANALYTE	CF				CURVE TYPE	COEFFICIENT			#	MIN CF	%RSD	#	MAX %RSD	R^2 OR COD	#	MIN R^2 OR COD
	LVL 1 LVL 5	LVL 2 LVL 6	LVL 3	LVL 4		B	M1	M2								
PCB-1248 Peak 1	14125020 11811781	14169260 10520549	12862905	12010334	Ave		12583308.2				11.0		20.0			
PCB-1248 Peak 2	38630520 31683490	37189090 28864674	33918125	31488912	Ave		33629135.2				11.0		20.0			
PCB-1248 Peak 3	32929540 26343806	32688830 23806367	29416175	26388774	Ave		28595582.0				13.0		20.0			
PCB-1248 Peak 4	59130920 48863072	57092780 44287786	50281160	48443972	Ave		51349948.3				11.0		20.0			
PCB-1248 Peak 5	21747160 17827134	21204890 16054229	19212200	17157684	Ave		18867216.1				12.0		20.0			

Note: The m1 coefficient is the same as Ave CF for an Ave curve type.

FORM VI
GC SEMI VOA INITIAL CALIBRATION DATA
EXTERNAL STANDARD RESPONSE AND CONCENTRATION

Lab Name: TestAmerica North Canton Job No.: 240-1112-1 Analy Batch No.: 1720

SDG No.:

Instrument ID: A2HP12 GC Column: CLP-2 ID: 0.53(mm) Heated Purge: (Y/N) N

Calibration Start Date: 05/07/2011 13:32 Calibration End Date: 05/07/2011 14:44 Calibration ID: 877

Calibration Files:

LEVEL:	LAB SAMPLE ID:	LAB FILE ID:
Level 1	STD005 240-1720/13	P1250714.D
Level 2	STD01 240-1720/14	P1250715.D
Level 3	STD02 240-1720/15	P1250716.D
Level 4	STD05 240-1720/16	P1250717.D
Level 5	STD1 240-1720/17	P1250718.D
Level 6	STD2 240-1720/18	P1250719.D

ANALYTE	CURVE TYPE	RESPONSE					CONCENTRATION (NG/UL)				
		LVL 1 LVL 6	LVL 2	LVL 3	LVL 4	LVL 5	LVL 1 LVL 6	LVL 2	LVL 3	LVL 4	LVL 5
PCB-1248 Peak 1	Ave	706251 21041098	1416926	2572581	6005167	11811781	0.0500 2.00	0.100	0.200	0.500	1.00
PCB-1248 Peak 2	Ave	1931526 57729348	3718909	6783625	15744456	31683490	0.0500 2.00	0.100	0.200	0.500	1.00
PCB-1248 Peak 3	Ave	1646477 47612734	3268883	5883235	13194387	26343806	0.0500 2.00	0.100	0.200	0.500	1.00
PCB-1248 Peak 4	Ave	2956546 88575572	5709278	10056232	24221986	48863072	0.0500 2.00	0.100	0.200	0.500	1.00
PCB-1248 Peak 5	Ave	1087358 32108457	2120489	3842440	8578842	17827134	0.0500 2.00	0.100	0.200	0.500	1.00

Curve Type Legend:
Ave = Average

FORM VI
GC SEMI VOA INITIAL CALIBRATION DATA
EXTERNAL STANDARD RETENTION TIME SUMMARY

Lab Name: TestAmerica North Canton Job No.: 240-1112-1 Analy Batch No.: 1720

SDG No.:

Instrument ID: A2HP12 GC Column: CLP-1 ID: 0.53(mm) Heated Purge: (Y/N) N

Calibration Start Date: 05/07/2011 14:59 Calibration End Date: 05/07/2011 16:11 Calibration ID: 882

Calibration Files:

LEVEL:	LAB SAMPLE ID:	LAB FILE ID:
Level 1	STD005 240-1720/19	P1250720.D
Level 2	STD01 240-1720/20	P1250721.D
Level 3	STD02 240-1720/21	P1250722.D
Level 4	STD05 240-1720/22	P1250723.D
Level 5	STD1 240-1720/23	P1250724.D
Level 6	STD2 240-1720/24	P1250725.D

ANALYTE	LVL 1	LVL 2	LVL 3	LVL 4	LVL 5	LVL 6	RT WINDOW	AVG RT
PCB-1221 Peak 1	1.519	1.518	1.517	1.517	1.517	1.518	1.469 - 1.569	1.518
PCB-1221 Peak 2	1.634	1.633	1.633	1.633	1.633	1.634	1.584 - 1.684	1.633
PCB-1221 Peak 3	1.666	1.665	1.665	1.665	1.665	1.666	1.616 - 1.716	1.665
PCB-1254 Peak 1	3.260	3.260	3.260	3.259	3.260	3.260	3.210 - 3.310	3.260
PCB-1254 Peak 2	3.526	3.525	3.525	3.525	3.524	3.525	3.476 - 3.576	3.525
PCB-1254 Peak 3	3.917	3.916	3.917	3.915	3.915	3.917	3.867 - 3.967	3.916
PCB-1254 Peak 4	4.202	4.201	4.201	4.200	4.200	4.201	4.152 - 4.252	4.201
PCB-1254 Peak 5	4.678	4.677	4.677	4.677	4.677	4.677	4.628 - 4.728	4.677

FORM VI
GC SEMI VOA INITIAL CALIBRATION DATA
EXTERNAL STANDARD CURVE EVALUTION

Lab Name: TestAmerica North Canton Job No.: 240-1112-1 Analy Batch No.: 1720

SDG No.:

Instrument ID: A2HP12 GC Column: CLP-1 ID: 0.53(mm) Heated Purge: (Y/N) N

Calibration Start Date: 05/07/2011 14:59 Calibration End Date: 05/07/2011 16:11 Calibration ID: 882

Calibration Files:

LEVEL:	LAB SAMPLE ID:	LAB FILE ID:
Level 1	STD005 240-1720/19	P1250720.D
Level 2	STD01 240-1720/20	P1250721.D
Level 3	STD02 240-1720/21	P1250722.D
Level 4	STD05 240-1720/22	P1250723.D
Level 5	STD1 240-1720/23	P1250724.D
Level 6	STD2 240-1720/24	P1250725.D

ANALYTE	CF				CURVE TYPE	COEFFICIENT			#	MIN CF	%RSD	#	MAX %RSD	R^2 OR COD	#	MIN R^2 OR COD
	LVL 1 LVL 5	LVL 2 LVL 6	LVL 3	LVL 4		B	M1	M2								
PCB-1221 Peak 1	16604720 13382342	15906010 13062850	15523490	14225530	Ave		14784156.9				9.7		20.0			
PCB-1221 Peak 2	7478320 6492806	7982530 5993438	7896875	6956158	Ave		7133354.50				11.0		20.0			
PCB-1221 Peak 3	44094960 33522143	40407020 31565560	40016835	36140418	Ave		37624489.3				13.0		20.0			
PCB-1254 Peak 1	50526340 42103459	48201220 39878558	52421590	42826348	Ave		45992919.2				11.0		20.0			
PCB-1254 Peak 2	98084140 84793555	95547640 81010806	96349730	88473336	Ave		90709867.8				7.7		20.0			
PCB-1254 Peak 3	92018660 88945125	92194810 84049301	94596235	91296782	Ave		90516818.8				4.0		20.0			
PCB-1254 Peak 4	75285640 71087245	74869060 66396279	76518655	71609142	Ave		72627670.2				5.1		20.0			
PCB-1254 Peak 5	110459480 86944350	97299340 80625678	95261285	87697034	Ave		93047861.1				11.0		20.0			

Note: The m1 coefficient is the same as Ave CF for an Ave curve type.

FORM VI
GC SEMI VOA INITIAL CALIBRATION DATA
EXTERNAL STANDARD RESPONSE AND CONCENTRATION

Lab Name: TestAmerica North Canton Job No.: 240-1112-1 Analy Batch No.: 1720

SDG No.:

Instrument ID: A2HP12 GC Column: CLP-1 ID: 0.53(mm) Heated Purge: (Y/N) N

Calibration Start Date: 05/07/2011 14:59 Calibration End Date: 05/07/2011 16:11 Calibration ID: 882

Calibration Files:

LEVEL:	LAB SAMPLE ID:	LAB FILE ID:
Level 1	STD005 240-1720/19	P1250720.D
Level 2	STD01 240-1720/20	P1250721.D
Level 3	STD02 240-1720/21	P1250722.D
Level 4	STD05 240-1720/22	P1250723.D
Level 5	STD1 240-1720/23	P1250724.D
Level 6	STD2 240-1720/24	P1250725.D

ANALYTE	CURVE TYPE	RESPONSE					CONCENTRATION (NG/UL)				
		LVL 1 LVL 6	LVL 2	LVL 3	LVL 4	LVL 5	LVL 1 LVL 6	LVL 2	LVL 3	LVL 4	LVL 5
PCB-1221 Peak 1	Ave	830236 26125699	1590601	3104698	7112765	13382342	0.0500 2.00	0.100	0.200	0.500	1.00
PCB-1221 Peak 2	Ave	373916 11986876	798253	1579375	3478079	6492806	0.0500 2.00	0.100	0.200	0.500	1.00
PCB-1221 Peak 3	Ave	2204748 63131120	4040702	8003367	18070209	33522143	0.0500 2.00	0.100	0.200	0.500	1.00
PCB-1254 Peak 1	Ave	2526317 79757116	4820122	10484318	21413174	42103459	0.0500 2.00	0.100	0.200	0.500	1.00
PCB-1254 Peak 2	Ave	4904207 162021612	9554764	19269946	44236668	84793555	0.0500 2.00	0.100	0.200	0.500	1.00
PCB-1254 Peak 3	Ave	4600933 168098602	9219481	18919247	45648391	88945125	0.0500 2.00	0.100	0.200	0.500	1.00
PCB-1254 Peak 4	Ave	3764282 132792558	7486906	15303731	35804571	71087245	0.0500 2.00	0.100	0.200	0.500	1.00
PCB-1254 Peak 5	Ave	5522974 161251355	9729934	19052257	43848517	86944350	0.0500 2.00	0.100	0.200	0.500	1.00

Curve Type Legend:
Ave = Average

FORM VI
GC SEMI VOA INITIAL CALIBRATION DATA
EXTERNAL STANDARD RETENTION TIME SUMMARY

Lab Name: TestAmerica North Canton Job No.: 240-1112-1 Analy Batch No.: 1720

SDG No.:

Instrument ID: A2HP12 GC Column: CLP-2 ID: 0.53(mm) Heated Purge: (Y/N) N

Calibration Start Date: 05/07/2011 14:59 Calibration End Date: 05/07/2011 16:11 Calibration ID: 883

Calibration Files:

LEVEL:	LAB SAMPLE ID:	LAB FILE ID:
Level 1	STD005 240-1720/19	P1250720.D
Level 2	STD01 240-1720/20	P1250721.D
Level 3	STD02 240-1720/21	P1250722.D
Level 4	STD05 240-1720/22	P1250723.D
Level 5	STD1 240-1720/23	P1250724.D
Level 6	STD2 240-1720/24	P1250725.D

ANALYTE	LVL 1	LVL 2	LVL 3	LVL 4	LVL 5	LVL 6	RT WINDOW	AVG RT
PCB-1221 Peak 1	2.128	2.128	2.126	2.126	2.126	2.127	2.078 - 2.178	2.127
PCB-1221 Peak 2	2.265	2.264	2.264	2.264	2.264	2.264	2.215 - 2.315	2.264
PCB-1221 Peak 3	2.324	2.323	2.322	2.323	2.324	2.324	2.274 - 2.374	2.323
PCB-1254 Peak 1	4.286	4.285	4.285	4.285	4.285	4.285	4.236 - 4.336	4.285
PCB-1254 Peak 2	4.498	4.498	4.498	4.498	4.499	4.498	4.448 - 4.548	4.498
PCB-1254 Peak 3	4.978	4.978	4.977	4.977	4.977	4.977	4.928 - 5.028	4.977
PCB-1254 Peak 4	5.226	5.225	5.226	5.225	5.225	5.226	5.176 - 5.276	5.226
PCB-1254 Peak 5	5.793	5.793	5.792	5.791	5.793	5.792	5.743 - 5.843	5.792

FORM VI
GC SEMI VOA INITIAL CALIBRATION DATA
EXTERNAL STANDARD CURVE EVALUTION

Lab Name: TestAmerica North Canton Job No.: 240-1112-1 Analy Batch No.: 1720

SDG No.:

Instrument ID: A2HP12 GC Column: CLP-2 ID: 0.53(mm) Heated Purge: (Y/N) N

Calibration Start Date: 05/07/2011 14:59 Calibration End Date: 05/07/2011 16:11 Calibration ID: 883

Calibration Files:

LEVEL:	LAB SAMPLE ID:	LAB FILE ID:
Level 1	STD005 240-1720/19	P1250720.D
Level 2	STD01 240-1720/20	P1250721.D
Level 3	STD02 240-1720/21	P1250722.D
Level 4	STD05 240-1720/22	P1250723.D
Level 5	STD1 240-1720/23	P1250724.D
Level 6	STD2 240-1720/24	P1250725.D

ANALYTE	CF				CURVE TYPE	COEFFICIENT			#	MIN CF	%RSD	#	MAX %RSD	R^2 OR COD	#	MIN R^2 OR COD
	LVL 1 LVL 5	LVL 2 LVL 6	LVL 3	LVL 4		B	M1	M2								
PCB-1221 Peak 1	11303740 8536279	10719710 7934779	10105815	9260444	Ave		9643461.17				13.0		20.0			
PCB-1221 Peak 2	7359240 5628968	7116120 5153934	6625695	6142192	Ave		6337691.42				14.0		20.0			
PCB-1221 Peak 3	26865560 20189505	25212840 18819824	23862055	21876248	Ave		22804338.6				13.0		20.0			
PCB-1254 Peak 1	38376260 29099686	36292740 27457669	33237660	30576320	Ave		32506722.5				13.0		20.0			
PCB-1254 Peak 2	42928800 32265538	39416100 30053789	36629095	34248412	Ave		35923622.3				13.0		20.0			
PCB-1254 Peak 3	63505380 51021552	60877970 47684228	57588735	53082870	Ave		55626789.1				11.0		20.0			
PCB-1254 Peak 4	44594360 36009733	42874110 33339286	40930890	37442266	Ave		39198440.8				11.0		20.0			
PCB-1254 Peak 5	60688660 46533092	56651350 42784220	52755060	47864530	Ave		51212818.7				13.0		20.0			

Note: The m1 coefficient is the same as Ave CF for an Ave curve type.

FORM VI
GC SEMI VOA INITIAL CALIBRATION DATA
EXTERNAL STANDARD RESPONSE AND CONCENTRATION

Lab Name: TestAmerica North Canton Job No.: 240-1112-1 Analy Batch No.: 1720

SDG No.:

Instrument ID: A2HP12 GC Column: CLP-2 ID: 0.53(mm) Heated Purge: (Y/N) N

Calibration Start Date: 05/07/2011 14:59 Calibration End Date: 05/07/2011 16:11 Calibration ID: 883

Calibration Files:

LEVEL:	LAB SAMPLE ID:	LAB FILE ID:
Level 1	STD005 240-1720/19	P1250720.D
Level 2	STD01 240-1720/20	P1250721.D
Level 3	STD02 240-1720/21	P1250722.D
Level 4	STD05 240-1720/22	P1250723.D
Level 5	STD1 240-1720/23	P1250724.D
Level 6	STD2 240-1720/24	P1250725.D

ANALYTE	CURVE TYPE	RESPONSE					CONCENTRATION (NG/UL)				
		LVL 1 LVL 6	LVL 2	LVL 3	LVL 4	LVL 5	LVL 1 LVL 6	LVL 2	LVL 3	LVL 4	LVL 5
PCB-1221 Peak 1	Ave	565187 15869558	1071971	2021163	4630222	8536279	0.0500 2.00	0.100	0.200	0.500	1.00
PCB-1221 Peak 2	Ave	367962 10307867	711612	1325139	3071096	5628968	0.0500 2.00	0.100	0.200	0.500	1.00
PCB-1221 Peak 3	Ave	1343278 37639647	2521284	4772411	10938124	20189505	0.0500 2.00	0.100	0.200	0.500	1.00
PCB-1254 Peak 1	Ave	1918813 54915338	3629274	6647532	15288160	29099686	0.0500 2.00	0.100	0.200	0.500	1.00
PCB-1254 Peak 2	Ave	2146440 60107577	3941610	7325819	17124206	32265538	0.0500 2.00	0.100	0.200	0.500	1.00
PCB-1254 Peak 3	Ave	3175269 95368455	6087797	11517747	26541435	51021552	0.0500 2.00	0.100	0.200	0.500	1.00
PCB-1254 Peak 4	Ave	2229718 66678572	4287411	8186178	18721133	36009733	0.0500 2.00	0.100	0.200	0.500	1.00
PCB-1254 Peak 5	Ave	3034433 85568440	5665135	10551012	23932265	46533092	0.0500 2.00	0.100	0.200	0.500	1.00

Curve Type Legend:

Ave = Average

FORM VI
GC SEMI VOA INITIAL CALIBRATION DATA
EXTERNAL STANDARD RETENTION TIME SUMMARY

Lab Name: TestAmerica North Canton Job No.: 240-1112-1 Analy Batch No.: 1720

SDG No.:

Instrument ID: A2HP12 GC Column: CLP-1 ID: 0.53(mm) Heated Purge: (Y/N) N

Calibration Start Date: 05/07/2011 16:26 Calibration End Date: 05/07/2011 17:38 Calibration ID: 888

Calibration Files:

LEVEL:	LAB SAMPLE ID:	LAB FILE ID:
Level 1	STD005 240-1720/25	P1250726.D
Level 2	STD01 240-1720/26	P1250727.D
Level 3	STD02 240-1720/27	P1250728.D
Level 4	STD05 240-1720/28	P1250729.D
Level 5	STD1 240-1720/29	P1250730.D
Level 6	STD2 240-1720/30	P1250731.D

ANALYTE	LVL 1	LVL 2	LVL 3	LVL 4	LVL 5	LVL 6	RT WINDOW	AVG RT
PCB-1016 Peak 1	1.665	1.666	1.666	1.666	1.666	1.666	1.615 - 1.715	1.666
PCB-1016 Peak 2	1.963	1.965	1.966	1.965	1.964	1.965	1.914 - 2.014	1.965
PCB-1016 Peak 3	2.372	2.374	2.375	2.374	2.373	2.374	2.324 - 2.424	2.374
PCB-1016 Peak 4	2.498	2.499	2.499	2.499	2.498	2.499	2.449 - 2.549	2.499
PCB-1016 Peak 5	2.888	2.889	2.890	2.890	2.889	2.889	2.839 - 2.939	2.889
PCB-1260 Peak 1	4.107	4.106	4.107	4.106	4.107	4.106	4.056 - 4.156	4.107
PCB-1260 Peak 2	4.395	4.396	4.396	4.396	4.396	4.396	4.346 - 4.446	4.396
PCB-1260 Peak 3	4.677	4.677	4.677	4.677	4.677	4.677	4.627 - 4.727	4.677
PCB-1260 Peak 4	5.377	5.377	5.378	5.379	5.379	5.378	5.329 - 5.429	5.378
PCB-1260 Peak 5	5.662	5.661	5.661	5.662	5.662	5.661	5.612 - 5.712	5.662
Tetrachloro-m-xylene	1.377	1.376	1.377	1.377	1.377	1.377	1.327 - 1.427	1.377
Decachlorobiphenyl	6.815	6.814	6.814	6.815	6.815	6.815	6.765 - 6.865	6.815

FORM VI
GC SEMI VOA INITIAL CALIBRATION DATA
EXTERNAL STANDARD CURVE EVALUTION

Lab Name: TestAmerica North Canton Job No.: 240-1112-1 Analy Batch No.: 1720

SDG No.:

Instrument ID: A2HP12 GC Column: CLP-1 ID: 0.53(mm) Heated Purge: (Y/N) N

Calibration Start Date: 05/07/2011 16:26 Calibration End Date: 05/07/2011 17:38 Calibration ID: 888

Calibration Files:

LEVEL:	LAB SAMPLE ID:	LAB FILE ID:
Level 1	STD005 240-1720/25	P1250726.D
Level 2	STD01 240-1720/26	P1250727.D
Level 3	STD02 240-1720/27	P1250728.D
Level 4	STD05 240-1720/28	P1250729.D
Level 5	STD1 240-1720/29	P1250730.D
Level 6	STD2 240-1720/30	P1250731.D

ANALYTE	CF				CURVE TYPE	COEFFICIENT			#	MIN CF	%RSD	#	MAX %RSD	R^2 OR COD	#	MIN R^2 OR COD
	LVL 1 LVL 5	LVL 2 LVL 6	LVL 3	LVL 4		B	M1	M2								
PCB-1016 Peak 1	31185180 23587032	30569200 24343134	29261115	25736218	Ave		27446979.8				12.0		20.0			
PCB-1016 Peak 2	57177920 43567867	54670480 43383623	52253045	47011626	Ave		49677426.8				12.0		20.0			
PCB-1016 Peak 3	113937940 98806812	114042600 98224606	112490970	103574370	Ave		106846216				7.0		20.0			
PCB-1016 Peak 4	46401000 39312760	46210470 38980154	45196025	41672972	Ave		42962230.1				7.9		20.0			
PCB-1016 Peak 5	49292820 39993341	47206590 39215608	46102820	42287656	Ave		44016472.5				9.3		20.0			
PCB-1260 Peak 1	74242980 58856941	68746770 59186672	67854700	62777944	Ave		65277667.8				9.3		20.0			
PCB-1260 Peak 2	139964240 112415060	131235800 112530974	129928275	119863628	Ave		124322996				9.0		20.0			
PCB-1260 Peak 3	138365340 104474213	123471540 105547720	120717690	111405652	Ave		117330359				11.0		20.0			
PCB-1260 Peak 4	184401920 164268724	179169110 168079328	182484050	175631438	Ave		175672428				4.6		20.0			
PCB-1260 Peak 5	78461860 69725302	75831450 72258676	77206770	74021980	Ave		74584339.7				4.4		20.0			
Tetrachloro-m-xylene	1602893200 1403985080	1622869000 1366439960	1542661300	1485944280	Ave		1504132137				7.0		20.0			
Decachlorobiphenyl	1528204800 1401061420	1529682000 1436808850	1524026700	1548242760	Ave		1494671088				4.0		20.0			

Note: The m1 coefficient is the same as Ave CF for an Ave curve type.

FORM VI
GC SEMI VOA INITIAL CALIBRATION DATA
EXTERNAL STANDARD RESPONSE AND CONCENTRATION

Lab Name: TestAmerica North Canton Job No.: 240-1112-1 Analy Batch No.: 1720

SDG No.:

Instrument ID: A2HP12 GC Column: CLP-1 ID: 0.53(mm) Heated Purge: (Y/N) N

Calibration Start Date: 05/07/2011 16:26 Calibration End Date: 05/07/2011 17:38 Calibration ID: 888

Calibration Files:

LEVEL:	LAB SAMPLE ID:	LAB FILE ID:
Level 1	STD005 240-1720/25	P1250726.D
Level 2	STD01 240-1720/26	P1250727.D
Level 3	STD02 240-1720/27	P1250728.D
Level 4	STD05 240-1720/28	P1250729.D
Level 5	STD1 240-1720/29	P1250730.D
Level 6	STD2 240-1720/30	P1250731.D

ANALYTE	CURVE TYPE	RESPONSE					CONCENTRATION (NG/UL)				
		LVL 1 LVL 6	LVL 2	LVL 3	LVL 4	LVL 5	LVL 1 LVL 6	LVL 2	LVL 3	LVL 4	LVL 5
PCB-1016 Peak 1	Ave	1559259 48686268	3056920	5852223	12868109	23587032	0.0500 2.00	0.100	0.200	0.500	1.00
PCB-1016 Peak 2	Ave	2858896 86767245	5467048	10450609	23505813	43567867	0.0500 2.00	0.100	0.200	0.500	1.00
PCB-1016 Peak 3	Ave	5696897 196449211	11404260	22498194	51787185	98806812	0.0500 2.00	0.100	0.200	0.500	1.00
PCB-1016 Peak 4	Ave	2320050 77960307	4621047	9039205	20836486	39312760	0.0500 2.00	0.100	0.200	0.500	1.00
PCB-1016 Peak 5	Ave	2464641 78431216	4720659	9220564	21143828	39993341	0.0500 2.00	0.100	0.200	0.500	1.00
PCB-1260 Peak 1	Ave	3712149 118373344	6874677	13570940	31388972	58856941	0.0500 2.00	0.100	0.200	0.500	1.00
PCB-1260 Peak 2	Ave	6998212 225061948	13123580	25985655	59931814	112415060	0.0500 2.00	0.100	0.200	0.500	1.00
PCB-1260 Peak 3	Ave	6918267 211095439	12347154	24143538	55702826	104474213	0.0500 2.00	0.100	0.200	0.500	1.00
PCB-1260 Peak 4	Ave	9220096 336158655	17916911	36496810	87815719	164268724	0.0500 2.00	0.100	0.200	0.500	1.00
PCB-1260 Peak 5	Ave	3923093 144517352	7583145	15441354	37010990	69725302	0.0500 2.00	0.100	0.200	0.500	1.00
Tetrachloro-m-xylene	Ave	4007233 136643996	8114345	15426613	37148607	70199254	0.00250 0.100	0.00500	0.0100	0.0250	0.0500
Decachlorobiphenyl	Ave	3820512 143680885	7648410	15240267	38706069	70053071	0.00250 0.100	0.00500	0.0100	0.0250	0.0500

Curve Type Legend:
Ave = Average

FORM VI
GC SEMI VOA INITIAL CALIBRATION DATA
EXTERNAL STANDARD RETENTION TIME SUMMARY

Lab Name: TestAmerica North Canton Job No.: 240-1112-1 Analy Batch No.: 1720

SDG No.:

Instrument ID: A2HP12 GC Column: CLP-2 ID: 0.53(mm) Heated Purge: (Y/N) N

Calibration Start Date: 05/07/2011 16:26 Calibration End Date: 05/07/2011 17:38 Calibration ID: 889

Calibration Files:

LEVEL:	LAB SAMPLE ID:	LAB FILE ID:
Level 1	STD005 240-1720/25	P1250726.D
Level 2	STD01 240-1720/26	P1250727.D
Level 3	STD02 240-1720/27	P1250728.D
Level 4	STD05 240-1720/28	P1250729.D
Level 5	STD1 240-1720/29	P1250730.D
Level 6	STD2 240-1720/30	P1250731.D

ANALYTE	LVL 1	LVL 2	LVL 3	LVL 4	LVL 5	LVL 6	RT WINDOW	AVG RT
PCB-1016 Peak 1	2.322	2.323	2.324	2.323	2.322	2.323	2.273 - 2.373	2.323
PCB-1016 Peak 2	2.735	2.737	2.736	2.736	2.736	2.736	2.686 - 2.786	2.736
PCB-1016 Peak 3	3.203	3.205	3.204	3.205	3.204	3.204	3.155 - 3.255	3.204
PCB-1016 Peak 4	3.344	3.346	3.346	3.345	3.345	3.345	3.295 - 3.395	3.345
PCB-1016 Peak 5	3.449	3.450	3.450	3.450	3.450	3.449	3.400 - 3.500	3.450
PCB-1260 Peak 1	5.187	5.188	5.189	5.189	5.189	5.189	5.139 - 5.239	5.189
PCB-1260 Peak 2	5.421	5.421	5.421	5.421	5.422	5.422	5.371 - 5.471	5.421
PCB-1260 Peak 3	5.895	5.895	5.895	5.895	5.895	5.895	5.845 - 5.945	5.895
PCB-1260 Peak 4	6.478	6.480	6.479	6.480	6.480	6.480	6.430 - 6.530	6.480
PCB-1260 Peak 5	6.860	6.860	6.860	6.860	6.861	6.861	6.810 - 6.910	6.860
Tetrachloro-m-xylene	1.838	1.840	1.840	1.840	1.839	1.839	1.790 - 1.890	1.839
Decachlorobiphenyl	8.100	8.100	8.100	8.100	8.101	8.101	8.050 - 8.150	8.100

FORM VI
GC SEMI VOA INITIAL CALIBRATION DATA
EXTERNAL STANDARD CURVE EVALUTION

Lab Name: TestAmerica North Canton Job No.: 240-1112-1 Analy Batch No.: 1720

SDG No.:

Instrument ID: A2HP12 GC Column: CLP-2 ID: 0.53(mm) Heated Purge: (Y/N) N

Calibration Start Date: 05/07/2011 16:26 Calibration End Date: 05/07/2011 17:38 Calibration ID: 889

Calibration Files:

LEVEL:	LAB SAMPLE ID:	LAB FILE ID:
Level 1	STD005 240-1720/25	P1250726.D
Level 2	STD01 240-1720/26	P1250727.D
Level 3	STD02 240-1720/27	P1250728.D
Level 4	STD05 240-1720/28	P1250729.D
Level 5	STD1 240-1720/29	P1250730.D
Level 6	STD2 240-1720/30	P1250731.D

ANALYTE	CF				CURVE TYPE	COEFFICIENT			#	MIN CF	%RSD	#	MAX %RSD	R^2 OR COD	#	MIN R^2 OR COD
	LVL 1 LVL 5	LVL 2 LVL 6	LVL 3	LVL 4		B	M1	M2								
PCB-1016 Peak 1	19293900 13962036	17727260 13643931	17139565	15113100	Ave		16146632.0				14.0		20.0			
PCB-1016 Peak 2	37853700 27366554	35208780 26583196	33657715	29799692	Ave		31744939.5				14.0		20.0			
PCB-1016 Peak 3	71620200 55596050	66911640 55144366	65101810	59337196	Ave		62285210.3				11.0		20.0			
PCB-1016 Peak 4	30855900 24196974	28491560 23670933	28503095	26117014	Ave		26972579.3				10.0		20.0			
PCB-1016 Peak 5	24685360 19496466	22725550 19202212	22495740	21007644	Ave		21602161.9				9.7		20.0			
PCB-1260 Peak 1	45622980 33806518	42403080 33525969	40478040	36180682	Ave		38669544.8				13.0		20.0			
PCB-1260 Peak 2	53687440 40537827	50524710 39815058	47983705	43571932	Ave		46020111.9				12.0		20.0			
PCB-1260 Peak 3	43478700 34197841	42481920 33946963	40649460	36828202	Ave		38597181.0				11.0		20.0			
PCB-1260 Peak 4	90776400 78942668	92009040 80611241	90648385	84561440	Ave		86258195.6				6.6		20.0			
PCB-1260 Peak 5	69542900 54114536	64985470 55089670	63105620	59068634	Ave		60984471.7				9.8		20.0			
Tetrachloro-m-xylene	1064272400 854215820	1021974600 851563710	961174100	909245400	Ave		943741005				9.3		20.0			
Decachlorobiphenyl	774807200 647123480	748105800 658048170	736997500	729973960	Ave		715842685				7.2		20.0			

Note: The m1 coefficient is the same as Ave CF for an Ave curve type.

FORM VI
GC SEMI VOA INITIAL CALIBRATION DATA
EXTERNAL STANDARD RESPONSE AND CONCENTRATION

Lab Name: TestAmerica North Canton Job No.: 240-1112-1 Analy Batch No.: 1720

SDG No.:

Instrument ID: A2HP12 GC Column: CLP-2 ID: 0.53(mm) Heated Purge: (Y/N) N

Calibration Start Date: 05/07/2011 16:26 Calibration End Date: 05/07/2011 17:38 Calibration ID: 889

Calibration Files:

LEVEL:	LAB SAMPLE ID:	LAB FILE ID:
Level 1	STD005 240-1720/25	P1250726.D
Level 2	STD01 240-1720/26	P1250727.D
Level 3	STD02 240-1720/27	P1250728.D
Level 4	STD05 240-1720/28	P1250729.D
Level 5	STD1 240-1720/29	P1250730.D
Level 6	STD2 240-1720/30	P1250731.D

ANALYTE	CURVE TYPE	RESPONSE					CONCENTRATION (NG/UL)				
		LVL 1 LVL 6	LVL 2	LVL 3	LVL 4	LVL 5	LVL 1 LVL 6	LVL 2	LVL 3	LVL 4	LVL 5
PCB-1016 Peak 1	Ave	964695 27287862	1772726	3427913	7556550	13962036	0.0500 2.00	0.100	0.200	0.500	1.00
PCB-1016 Peak 2	Ave	1892685 53166392	3520878	6731543	14899846	27366554	0.0500 2.00	0.100	0.200	0.500	1.00
PCB-1016 Peak 3	Ave	3581010 110288731	6691164	13020362	29668598	55596050	0.0500 2.00	0.100	0.200	0.500	1.00
PCB-1016 Peak 4	Ave	1542795 47341865	2849156	5700619	13058507	24196974	0.0500 2.00	0.100	0.200	0.500	1.00
PCB-1016 Peak 5	Ave	1234268 38404423	2272555	4499148	10503822	19496466	0.0500 2.00	0.100	0.200	0.500	1.00
PCB-1260 Peak 1	Ave	2281149 67051937	4240308	8095608	18090341	33806518	0.0500 2.00	0.100	0.200	0.500	1.00
PCB-1260 Peak 2	Ave	2684372 79630115	5052471	9596741	21785966	40537827	0.0500 2.00	0.100	0.200	0.500	1.00
PCB-1260 Peak 3	Ave	2173935 67893926	4248192	8129892	18414101	34197841	0.0500 2.00	0.100	0.200	0.500	1.00
PCB-1260 Peak 4	Ave	4538820 161222481	9200904	18129677	42280720	78942668	0.0500 2.00	0.100	0.200	0.500	1.00
PCB-1260 Peak 5	Ave	3477145 110179340	6498547	12621124	29534317	54114536	0.0500 2.00	0.100	0.200	0.500	1.00
Tetrachloro-m-xylene	Ave	2660681 85156371	5109873	9611741	22731135	42710791	0.00250 0.100	0.00500	0.0100	0.0250	0.0500
Decachlorobiphenyl	Ave	1937018 65804817	3740529	7369975	18249349	32356174	0.00250 0.100	0.00500	0.0100	0.0250	0.0500

Curve Type Legend:
Ave = Average

FORM VII
GC SEMI VOA CONTINUING CALIBRATION DATA

Lab Name: TestAmerica North Canton Job No.: 240-1112-1

SDG No.:

Lab Sample ID: ICV 240-1720/43 Calibration Date: 05/07/2011 20:46

Instrument ID: A2HP12 Calib Start Date: 05/07/2011 14:59

GC Column: CLP-1 ID: 0.53(mm) Calib End Date: 05/07/2011 16:11

Lab File ID: P1250744.D Conc. Units: ng/uL

ANALYTE	CURVE TYPE	AVE CF	CF	MIN CF	CALC AMOUNT	SPIKE AMOUNT	%D	MAX %D
PCB-1221 Peak 1	Ave	14784157	13149702		0.889	1.00	-11.1	20.0
PCB-1221 Peak 2	Ave	7133355	6744677		0.946	1.00	-5.4	20.0
PCB-1221 Peak 3	Ave	37624489	31854991		0.847	1.00	-15.3	20.0

FORM VII
GC SEMI VOA CONTINUING CALIBRATION RETENTION TIME SUMMARY

Lab Name: TestAmerica North Canton Job No.: 240-1112-1

SDG No.:

Lab Sample ID: ICV 240-1720/43 Calibration Date: 05/07/2011 20:46

Instrument ID: A2HP12 Calib Start Date: 05/07/2011 14:59

GC Column: CLP-1 ID: 0.53(mm) Calib End Date: 05/07/2011 16:11

Lab File ID: P1250744.D

Analyte	RT	RT WINDOW	
		TO	FROM
PCB-1221 Peak 1	1.52	1.47	1.57
PCB-1221 Peak 2	1.63	1.58	1.68
PCB-1221 Peak 3	1.66	1.62	1.72

FORM VII
GC SEMI VOA CONTINUING CALIBRATION DATA

Lab Name: TestAmerica North Canton Job No.: 240-1112-1

SDG No.:

Lab Sample ID: ICV 240-1720/43 Calibration Date: 05/07/2011 20:46

Instrument ID: A2HP12 Calib Start Date: 05/07/2011 14:59

GC Column: CLP-2 ID: 0.53(mm) Calib End Date: 05/07/2011 16:11

Lab File ID: P1250744.D Conc. Units: ng/uL

ANALYTE	CURVE TYPE	AVE CF	CF	MIN CF	CALC AMOUNT	SPIKE AMOUNT	%D	MAX %D
PCB-1221 Peak 1	Ave	9643461	8297060		0.860	1.00	-14.0	20.0
PCB-1221 Peak 2	Ave	6337691	5483105		0.865	1.00	-13.5	20.0
PCB-1221 Peak 3	Ave	22804339	19633246		0.861	1.00	-13.9	20.0

FORM VII
GC SEMI VOA CONTINUING CALIBRATION RETENTION TIME SUMMARY

Lab Name: TestAmerica North Canton Job No.: 240-1112-1

SDG No.:

Lab Sample ID: ICV 240-1720/43 Calibration Date: 05/07/2011 20:46

Instrument ID: A2HP12 Calib Start Date: 05/07/2011 14:59

GC Column: CLP-2 ID: 0.53(mm) Calib End Date: 05/07/2011 16:11

Lab File ID: P1250744.D

Analyte	RT	RT WINDOW	
		TO	FROM
PCB-1221 Peak 1	2.13	2.08	2.18
PCB-1221 Peak 2	2.26	2.22	2.32
PCB-1221 Peak 3	2.32	2.27	2.37

FORM VII
GC SEMI VOA CONTINUING CALIBRATION DATA

Lab Name: TestAmerica North Canton Job No.: 240-1112-1

SDG No.:

Lab Sample ID: ICV 240-1720/44 Calibration Date: 05/07/2011 21:01

Instrument ID: A2HP12 Calib Start Date: 05/07/2011 10:37

GC Column: CLP-1 ID: 0.53(mm) Calib End Date: 05/07/2011 11:50

Lab File ID: P1250745.D Conc. Units: ng/uL

ANALYTE	CURVE TYPE	AVE CF	CF	MIN CF	CALC AMOUNT	SPIKE AMOUNT	%D	MAX %D
PCB-1232 Peak 1	Ave	31530415	28426271		0.902	1.00	-9.8	20.0
PCB-1232 Peak 2	Ave	23663328	24613686		1.04	1.00	4.0	20.0
PCB-1232 Peak 3	Ave	47359424	51117011		1.08	1.00	7.9	20.0
PCB-1232 Peak 4	Ave	18986644	20348425		1.07	1.00	7.2	20.0
PCB-1232 Peak 5	Ave	26892848	29191544		1.09	1.00	8.5	20.0

FORM VII
GC SEMI VOA CONTINUING CALIBRATION RETENTION TIME SUMMARY

Lab Name: TestAmerica North Canton Job No.: 240-1112-1

SDG No.:

Lab Sample ID: ICV 240-1720/44 Calibration Date: 05/07/2011 21:01

Instrument ID: A2HP12 Calib Start Date: 05/07/2011 10:37

GC Column: CLP-1 ID: 0.53(mm) Calib End Date: 05/07/2011 11:50

Lab File ID: P1250745.D

Analyte	RT	RT WINDOW	
		TO	FROM
PCB-1232 Peak 1	1.67	1.62	1.72
PCB-1232 Peak 2	1.96	1.92	2.02
PCB-1232 Peak 3	2.37	2.32	2.42
PCB-1232 Peak 4	2.50	2.45	2.55
PCB-1232 Peak 5	3.32	3.27	3.37

FORM VII
GC SEMI VOA CONTINUING CALIBRATION DATA

Lab Name: TestAmerica North Canton Job No.: 240-1112-1

SDG No.:

Lab Sample ID: ICV 240-1720/44 Calibration Date: 05/07/2011 21:01

Instrument ID: A2HP12 Calib Start Date: 05/07/2011 10:37

GC Column: CLP-2 ID: 0.53(mm) Calib End Date: 05/07/2011 11:50

Lab File ID: P1250745.D Conc. Units: ng/uL

ANALYTE	CURVE TYPE	AVE CF	CF	MIN CF	CALC AMOUNT	SPIKE AMOUNT	%D	MAX %D
PCB-1232 Peak 1	Ave	18943949	17470862		0.922	1.00	-7.8	20.0
PCB-1232 Peak 2	Ave	14753061	14708592		1.00	1.00	-0.3	20.0
PCB-1232 Peak 3	Ave	28366613	29413015		1.04	1.00	3.7	20.0
PCB-1232 Peak 4	Ave	12307601	13003823		1.06	1.00	5.7	20.0
PCB-1232 Peak 5	Ave	9580824	10358533		1.08	1.00	8.1	20.0

FORM VII
GC SEMI VOA CONTINUING CALIBRATION RETENTION TIME SUMMARY

Lab Name: TestAmerica North Canton Job No.: 240-1112-1

SDG No.:

Lab Sample ID: ICV 240-1720/44 Calibration Date: 05/07/2011 21:01

Instrument ID: A2HP12 Calib Start Date: 05/07/2011 10:37

GC Column: CLP-2 ID: 0.53(mm) Calib End Date: 05/07/2011 11:50

Lab File ID: P1250745.D

Analyte	RT	RT WINDOW	
		TO	FROM
PCB-1232 Peak 1	2.32	2.27	2.37
PCB-1232 Peak 2	2.74	2.69	2.79
PCB-1232 Peak 3	3.20	3.15	3.25
PCB-1232 Peak 4	3.35	3.29	3.39
PCB-1232 Peak 5	3.45	3.40	3.50

FORM VII
GC SEMI VOA CONTINUING CALIBRATION DATA

Lab Name: TestAmerica North Canton Job No.: 240-1112-1

SDG No.:

Lab Sample ID: ICV 240-1720/45 Calibration Date: 05/07/2011 21:15

Instrument ID: A2HP12 Calib Start Date: 05/07/2011 12:05

GC Column: CLP-1 ID: 0.53(mm) Calib End Date: 05/07/2011 13:17

Lab File ID: P1250746.D Conc. Units: ng/uL

ANALYTE	CURVE TYPE	AVE CF	CF	MIN CF	CALC AMOUNT	SPIKE AMOUNT	%D	MAX %D
PCB-1242 Peak 1	Ave	22343454	18828812		0.843	1.00	-15.7	20.0
PCB-1242 Peak 2	Ave	41388155	36683068		0.886	1.00	-11.4	20.0
PCB-1242 Peak 3	Ave	89760023	80404272		0.896	1.00	-10.4	20.0
PCB-1242 Peak 4	Ave	36135858	32432114		0.898	1.00	-10.2	20.0
PCB-1242 Peak 5	Ave	36823369	34102288		0.926	1.00	-7.4	20.0

FORM VII
GC SEMI VOA CONTINUING CALIBRATION RETENTION TIME SUMMARY

Lab Name: TestAmerica North Canton Job No.: 240-1112-1

SDG No.:

Lab Sample ID: ICV 240-1720/45 Calibration Date: 05/07/2011 21:15

Instrument ID: A2HP12 Calib Start Date: 05/07/2011 12:05

GC Column: CLP-1 ID: 0.53(mm) Calib End Date: 05/07/2011 13:17

Lab File ID: P1250746.D

Analyte	RT	RT WINDOW	
		TO	FROM
PCB-1242 Peak 1	1.67	1.62	1.72
PCB-1242 Peak 2	1.96	1.92	2.02
PCB-1242 Peak 3	2.37	2.32	2.42
PCB-1242 Peak 4	2.50	2.45	2.55
PCB-1242 Peak 5	2.89	2.84	2.94

FORM VII
GC SEMI VOA CONTINUING CALIBRATION DATA

Lab Name: TestAmerica North Canton Job No.: 240-1112-1

SDG No.:

Lab Sample ID: ICV 240-1720/45 Calibration Date: 05/07/2011 21:15

Instrument ID: A2HP12 Calib Start Date: 05/07/2011 12:05

GC Column: CLP-2 ID: 0.53(mm) Calib End Date: 05/07/2011 13:17

Lab File ID: P1250746.D Conc. Units: ng/uL

ANALYTE	CURVE TYPE	AVE CF	CF	MIN CF	CALC AMOUNT	SPIKE AMOUNT	%D	MAX %D
PCB-1242 Peak 1	Ave	13636712	11627515		0.853	1.00	-14.7	20.0
PCB-1242 Peak 2	Ave	26011836	22842923		0.878	1.00	-12.2	20.0
PCB-1242 Peak 3	Ave	51839904	45230115		0.873	1.00	-12.8	20.0
PCB-1242 Peak 4	Ave	22347754	19759867		0.884	1.00	-11.6	20.0
PCB-1242 Peak 5	Ave	18065479	15649944		0.866	1.00	-13.4	20.0

FORM VII
GC SEMI VOA CONTINUING CALIBRATION RETENTION TIME SUMMARY

Lab Name: TestAmerica North Canton Job No.: 240-1112-1

SDG No.:

Lab Sample ID: ICV 240-1720/45 Calibration Date: 05/07/2011 21:15

Instrument ID: A2HP12 Calib Start Date: 05/07/2011 12:05

GC Column: CLP-2 ID: 0.53(mm) Calib End Date: 05/07/2011 13:17

Lab File ID: P1250746.D

Analyte	RT	RT WINDOW	
		TO	FROM
PCB-1242 Peak 1	2.32	2.27	2.37
PCB-1242 Peak 2	2.74	2.69	2.79
PCB-1242 Peak 3	3.20	3.15	3.25
PCB-1242 Peak 4	3.34	3.30	3.40
PCB-1242 Peak 5	3.84	3.79	3.89

FORM VII
GC SEMI VOA CONTINUING CALIBRATION DATA

Lab Name: TestAmerica North Canton Job No.: 240-1112-1

SDG No.:

Lab Sample ID: ICV 240-1720/46 Calibration Date: 05/07/2011 21:30

Instrument ID: A2HP12 Calib Start Date: 05/07/2011 13:32

GC Column: CLP-1 ID: 0.53(mm) Calib End Date: 05/07/2011 14:44

Lab File ID: P1250747.D Conc. Units: ng/uL

ANALYTE	CURVE TYPE	AVE CF	CF	MIN CF	CALC AMOUNT	SPIKE AMOUNT	%D	MAX %D
PCB-1248 Peak 1	Ave	19849291	19750560		1.00	1.00	-0.5	20.0
PCB-1248 Peak 2	Ave	54682467	50544267		0.924	1.00	-7.6	20.0
PCB-1248 Peak 3	Ave	58807581	52026586		0.885	1.00	-11.5	20.0
PCB-1248 Peak 4	Ave	101897404	88963516		0.873	1.00	-12.7	20.0
PCB-1248 Peak 5	Ave	27042613	25819381		0.955	1.00	-4.5	20.0

FORM VII
GC SEMI VOA CONTINUING CALIBRATION RETENTION TIME SUMMARY

Lab Name: TestAmerica North Canton Job No.: 240-1112-1

SDG No.:

Lab Sample ID: ICV 240-1720/46 Calibration Date: 05/07/2011 21:30

Instrument ID: A2HP12 Calib Start Date: 05/07/2011 13:32

GC Column: CLP-1 ID: 0.53(mm) Calib End Date: 05/07/2011 14:44

Lab File ID: P1250747.D

Analyte	RT	RT WINDOW	
		TO	FROM
PCB-1248 Peak 1	1.97	1.92	2.02
PCB-1248 Peak 2	2.37	2.32	2.42
PCB-1248 Peak 3	2.89	2.84	2.94
PCB-1248 Peak 4	3.31	3.27	3.37
PCB-1248 Peak 5	3.92	3.87	3.97

FORM VII
GC SEMI VOA CONTINUING CALIBRATION DATA

Lab Name: TestAmerica North Canton Job No.: 240-1112-1

SDG No.:

Lab Sample ID: ICV 240-1720/46 Calibration Date: 05/07/2011 21:30

Instrument ID: A2HP12 Calib Start Date: 05/07/2011 13:32

GC Column: CLP-2 ID: 0.53(mm) Calib End Date: 05/07/2011 14:44

Lab File ID: P1250747.D Conc. Units: ng/uL

ANALYTE	CURVE TYPE	AVE CF	CF	MIN CF	CALC AMOUNT	SPIKE AMOUNT	%D	MAX %D
PCB-1248 Peak 1	Ave	12583308	12300498		0.978	1.00	-2.2	20.0
PCB-1248 Peak 2	Ave	33629135	30773353		0.915	1.00	-8.5	20.0
PCB-1248 Peak 3	Ave	28595582	24561984		0.859	1.00	-14.1	20.0
PCB-1248 Peak 4	Ave	51349948	44366191		0.864	1.00	-13.6	20.0
PCB-1248 Peak 5	Ave	18867216	16310269		0.865	1.00	-13.6	20.0

FORM VII
GC SEMI VOA CONTINUING CALIBRATION RETENTION TIME SUMMARY

Lab Name: TestAmerica North Canton Job No.: 240-1112-1

SDG No.:

Lab Sample ID: ICV 240-1720/46 Calibration Date: 05/07/2011 21:30

Instrument ID: A2HP12 Calib Start Date: 05/07/2011 13:32

GC Column: CLP-2 ID: 0.53(mm) Calib End Date: 05/07/2011 14:44

Lab File ID: P1250747.D

Analyte	RT	RT WINDOW	
		TO	FROM
PCB-1248 Peak 1	2.74	2.68	2.78
PCB-1248 Peak 2	3.20	3.15	3.25
PCB-1248 Peak 3	3.84	3.79	3.89
PCB-1248 Peak 4	4.53	4.48	4.58
PCB-1248 Peak 5	4.98	4.93	5.03

FORM VII
GC SEMI VOA CONTINUING CALIBRATION DATA

Lab Name: TestAmerica North Canton Job No.: 240-1112-1

SDG No.:

Lab Sample ID: ICV 240-1720/47 Calibration Date: 05/07/2011 21:44

Instrument ID: A2HP12 Calib Start Date: 05/07/2011 14:59

GC Column: CLP-1 ID: 0.53(mm) Calib End Date: 05/07/2011 16:11

Lab File ID: P1250748.D Conc. Units: ng/uL

ANALYTE	CURVE TYPE	AVE CF	CF	MIN CF	CALC AMOUNT	SPIKE AMOUNT	%D	MAX %D
PCB-1254 Peak 1	Ave	45992919	41246054		0.897	1.00	-10.3	20.0
PCB-1254 Peak 2	Ave	90709868	84862221		0.936	1.00	-6.4	20.0
PCB-1254 Peak 3	Ave	90516819	85079440		0.940	1.00	-6.0	20.0
PCB-1254 Peak 4	Ave	72627670	67649164		0.932	1.00	-6.9	20.0
PCB-1254 Peak 5	Ave	93047861	86842356		0.933	1.00	-6.7	20.0

FORM VII
GC SEMI VOA CONTINUING CALIBRATION RETENTION TIME SUMMARY

Lab Name: TestAmerica North Canton Job No.: 240-1112-1

SDG No.:

Lab Sample ID: ICV 240-1720/47 Calibration Date: 05/07/2011 21:44

Instrument ID: A2HP12 Calib Start Date: 05/07/2011 14:59

GC Column: CLP-1 ID: 0.53(mm) Calib End Date: 05/07/2011 16:11

Lab File ID: P1250748.D

Analyte	RT	RT WINDOW	
		TO	FROM
PCB-1254 Peak 1	3.26	3.21	3.31
PCB-1254 Peak 2	3.52	3.48	3.58
PCB-1254 Peak 3	3.92	3.87	3.97
PCB-1254 Peak 4	4.20	4.15	4.25
PCB-1254 Peak 5	4.68	4.63	4.73

FORM VII
GC SEMI VOA CONTINUING CALIBRATION DATA

Lab Name: TestAmerica North Canton Job No.: 240-1112-1

SDG No.:

Lab Sample ID: ICV 240-1720/47 Calibration Date: 05/07/2011 21:44

Instrument ID: A2HP12 Calib Start Date: 05/07/2011 14:59

GC Column: CLP-2 ID: 0.53(mm) Calib End Date: 05/07/2011 16:11

Lab File ID: P1250748.D Conc. Units: ng/uL

ANALYTE	CURVE TYPE	AVE CF	CF	MIN CF	CALC AMOUNT	SPIKE AMOUNT	%D	MAX %D
PCB-1254 Peak 1	Ave	32506723	28233611		0.869	1.00	-13.1	20.0
PCB-1254 Peak 2	Ave	35923622	31329176		0.872	1.00	-12.8	20.0
PCB-1254 Peak 3	Ave	55626789	48807048		0.877	1.00	-12.3	20.0
PCB-1254 Peak 4	Ave	39198441	34046999		0.869	1.00	-13.1	20.0
PCB-1254 Peak 5	Ave	51212819	46737712		0.913	1.00	-8.7	20.0

FORM VII
GC SEMI VOA CONTINUING CALIBRATION RETENTION TIME SUMMARY

Lab Name: TestAmerica North Canton Job No.: 240-1112-1

SDG No.:

Lab Sample ID: ICV 240-1720/47 Calibration Date: 05/07/2011 21:44

Instrument ID: A2HP12 Calib Start Date: 05/07/2011 14:59

GC Column: CLP-2 ID: 0.53(mm) Calib End Date: 05/07/2011 16:11

Lab File ID: P1250748.D

Analyte	RT	RT WINDOW	
		TO	FROM
PCB-1254 Peak 1	4.29	4.24	4.34
PCB-1254 Peak 2	4.50	4.45	4.55
PCB-1254 Peak 3	4.98	4.93	5.03
PCB-1254 Peak 4	5.23	5.18	5.28
PCB-1254 Peak 5	5.79	5.74	5.84

FORM VII
GC SEMI VOA CONTINUING CALIBRATION DATA

Lab Name: TestAmerica North Canton Job No.: 240-1112-1

SDG No.:

Lab Sample ID: ICV 240-1720/48 Calibration Date: 05/07/2011 21:59

Instrument ID: A2HP12 Calib Start Date: 05/07/2011 16:26

GC Column: CLP-1 ID: 0.53(mm) Calib End Date: 05/07/2011 17:38

Lab File ID: P1250749.D Conc. Units: ng/uL

ANALYTE	CURVE TYPE	AVE CF	CF	MIN CF	CALC AMOUNT	SPIKE AMOUNT	%D	MAX %D
PCB-1016 Peak 1	Ave	27446980	25811508		0.940	1.00	-6.0	20.0
PCB-1016 Peak 2	Ave	49677427	50902326		1.02	1.00	2.5	20.0
PCB-1016 Peak 3	Ave	106846216	113419200		1.06	1.00	6.2	20.0
PCB-1016 Peak 4	Ave	42962230	45027515		1.05	1.00	4.8	20.0
PCB-1016 Peak 5	Ave	44016473	45696419		1.04	1.00	3.8	20.0
PCB-1260 Peak 1	Ave	65277668	65594736		1.00	1.00	0.5	20.0
PCB-1260 Peak 2	Ave	124322996	123348411		0.990	1.00	-0.8	20.0
PCB-1260 Peak 3	Ave	117330359	111942283		0.954	1.00	-4.6	20.0
PCB-1260 Peak 4	Ave	175672428	182602040		1.04	1.00	3.9	20.0
PCB-1260 Peak 5	Ave	74584340	77969888		1.05	1.00	4.5	20.0

FORM VII
GC SEMI VOA CONTINUING CALIBRATION RETENTION TIME SUMMARY

Lab Name: TestAmerica North Canton Job No.: 240-1112-1

SDG No.:

Lab Sample ID: ICV 240-1720/48 Calibration Date: 05/07/2011 21:59

Instrument ID: A2HP12 Calib Start Date: 05/07/2011 16:26

GC Column: CLP-1 ID: 0.53(mm) Calib End Date: 05/07/2011 17:38

Lab File ID: P1250749.D

Analyte	RT	RT WINDOW	
		TO	FROM
PCB-1016 Peak 1	1.67	1.62	1.72
PCB-1016 Peak 2	1.96	1.91	2.01
PCB-1016 Peak 3	2.37	2.32	2.42
PCB-1016 Peak 4	2.50	2.45	2.55
PCB-1016 Peak 5	2.89	2.84	2.94
PCB-1260 Peak 1	4.11	4.06	4.16
PCB-1260 Peak 2	4.40	4.35	4.45
PCB-1260 Peak 3	4.68	4.63	4.73
PCB-1260 Peak 4	5.38	5.33	5.43
PCB-1260 Peak 5	5.66	5.61	5.71

FORM VII
GC SEMI VOA CONTINUING CALIBRATION DATA

Lab Name: TestAmerica North Canton Job No.: 240-1112-1

SDG No.:

Lab Sample ID: ICV 240-1720/48 Calibration Date: 05/07/2011 21:59

Instrument ID: A2HP12 Calib Start Date: 05/07/2011 16:26

GC Column: CLP-2 ID: 0.53(mm) Calib End Date: 05/07/2011 17:38

Lab File ID: P1250749.D Conc. Units: ng/uL

ANALYTE	CURVE TYPE	AVE CF	CF	MIN CF	CALC AMOUNT	SPIKE AMOUNT	%D	MAX %D
PCB-1016 Peak 1	Ave	16146632	16364401		1.01	1.00	1.3	20.0
PCB-1016 Peak 2	Ave	31744940	31646983		1.00	1.00	-0.3	20.0
PCB-1016 Peak 3	Ave	62285210	63860078		1.03	1.00	2.5	20.0
PCB-1016 Peak 4	Ave	26972579	27769813		1.03	1.00	3.0	20.0
PCB-1016 Peak 5	Ave	21602162	22296101		1.03	1.00	3.2	20.0
PCB-1260 Peak 1	Ave	38669545	37119686		0.960	1.00	-4.0	20.0
PCB-1260 Peak 2	Ave	46020112	44427171		0.965	1.00	-3.5	20.0
PCB-1260 Peak 3	Ave	38597181	38237663		0.990	1.00	-0.9	20.0
PCB-1260 Peak 4	Ave	86258196	88129700		1.02	1.00	2.2	20.0
PCB-1260 Peak 5	Ave	60984472	58919886		0.966	1.00	-3.4	20.0

FORM VII
GC SEMI VOA CONTINUING CALIBRATION RETENTION TIME SUMMARY

Lab Name: TestAmerica North Canton Job No.: 240-1112-1

SDG No.:

Lab Sample ID: ICV 240-1720/48 Calibration Date: 05/07/2011 21:59

Instrument ID: A2HP12 Calib Start Date: 05/07/2011 16:26

GC Column: CLP-2 ID: 0.53(mm) Calib End Date: 05/07/2011 17:38

Lab File ID: P1250749.D

Analyte	RT	RT WINDOW	
		TO	FROM
PCB-1016 Peak 1	2.32	2.27	2.37
PCB-1016 Peak 2	2.74	2.69	2.79
PCB-1016 Peak 3	3.20	3.15	3.25
PCB-1016 Peak 4	3.34	3.29	3.39
PCB-1016 Peak 5	3.45	3.40	3.50
PCB-1260 Peak 1	5.19	5.14	5.24
PCB-1260 Peak 2	5.42	5.37	5.47
PCB-1260 Peak 3	5.89	5.84	5.94
PCB-1260 Peak 4	6.48	6.43	6.53
PCB-1260 Peak 5	6.86	6.81	6.91

FORM VII
GC SEMI VOA CONTINUING CALIBRATION DATA

Lab Name: TestAmerica North Canton Job No.: 240-1112-1

SDG No.:

Lab Sample ID: CCV 240-6928/35 Calibration Date: 07/01/2011 22:46

Instrument ID: A2HP12 Calib Start Date: 05/07/2011 16:26

GC Column: CLP-1 ID: 0.53(mm) Calib End Date: 05/07/2011 17:38

Lab File ID: P1270135.D Conc. Units: ng/uL

ANALYTE	CURVE TYPE	AVE CF	CF	MIN CF	CALC AMOUNT	SPIKE AMOUNT	%D	MAX %D
PCB-1016 Peak 1	Ave	27446980	28929678		0.527	0.500	5.4	20.0
PCB-1016 Peak 2	Ave	49677427	52415086		0.528	0.500	5.5	20.0
PCB-1016 Peak 3	Ave	106846216	109694860		0.513	0.500	2.7	20.0
PCB-1016 Peak 4	Ave	42962230	45507426		0.530	0.500	5.9	20.0
PCB-1016 Peak 5	Ave	44016473	48158778		0.547	0.500	9.4	20.0
PCB-1260 Peak 1	Ave	65277668	71275724		0.546	0.500	9.2	20.0
PCB-1260 Peak 2	Ave	124322996	136137810		0.548	0.500	9.5	20.0
PCB-1260 Peak 3	Ave	117330359	125232764		0.534	0.500	6.7	20.0
PCB-1260 Peak 4	Ave	175672428	199949042		0.569	0.500	13.8	20.0
PCB-1260 Peak 5	Ave	74584340	86592384		0.581	0.500	16.1	20.0
Tetrachloro-m-xylene	Ave	1504132137	1645779840		0.0274	0.0250	9.4	20.0
Decachlorobiphenyl	Ave	1494671088	1713590280		0.0287	0.0250	14.6	20.0

FORM VII
GC SEMI VOA CONTINUING CALIBRATION RETENTION TIME SUMMARY

Lab Name: TestAmerica North Canton Job No.: 240-1112-1

SDG No.:

Lab Sample ID: CCV 240-6928/35 Calibration Date: 07/01/2011 22:46

Instrument ID: A2HP12 Calib Start Date: 05/07/2011 16:26

GC Column: CLP-1 ID: 0.53(mm) Calib End Date: 05/07/2011 17:38

Lab File ID: P1270135.D

Analyte	RT	RT WINDOW	
		TO	FROM
PCB-1016 Peak 1	1.64	1.59	1.69
PCB-1016 Peak 2	1.94	1.89	1.99
PCB-1016 Peak 3	2.34	2.29	2.39
PCB-1016 Peak 4	2.47	2.42	2.52
PCB-1016 Peak 5	2.86	2.81	2.91
PCB-1260 Peak 1	4.07	4.02	4.12
PCB-1260 Peak 2	4.36	4.31	4.41
PCB-1260 Peak 3	4.64	4.59	4.69
PCB-1260 Peak 4	5.34	5.29	5.39
PCB-1260 Peak 5	5.62	5.57	5.67
Tetrachloro-m-xylene	1.35	1.30	1.40
Decachlorobiphenyl	6.77	6.72	6.82

FORM VII
GC SEMI VOA CONTINUING CALIBRATION DATA

Lab Name: TestAmerica North Canton Job No.: 240-1112-1

SDG No.:

Lab Sample ID: CCV 240-6928/35 Calibration Date: 07/01/2011 22:46

Instrument ID: A2HP12 Calib Start Date: 05/07/2011 16:26

GC Column: CLP-2 ID: 0.53(mm) Calib End Date: 05/07/2011 17:38

Lab File ID: P1270135.D Conc. Units: ng/uL

ANALYTE	CURVE TYPE	AVE CF	CF	MIN CF	CALC AMOUNT	SPIKE AMOUNT	%D	MAX %D
PCB-1016 Peak 1	Ave	16146632	16465418		0.510	0.500	2.0	20.0
PCB-1016 Peak 2	Ave	31744940	31626988		0.498	0.500	-0.4	20.0
PCB-1016 Peak 3	Ave	62285210	65029438		0.522	0.500	4.4	20.0
PCB-1016 Peak 4	Ave	26972579	28750700		0.533	0.500	6.6	20.0
PCB-1016 Peak 5	Ave	21602162	23326598		0.540	0.500	8.0	20.0
PCB-1260 Peak 1	Ave	38669545	40623804		0.525	0.500	5.1	20.0
PCB-1260 Peak 2	Ave	46020112	54050680		0.587	0.500	17.5	20.0
PCB-1260 Peak 3	Ave	38597181	46877486		0.607	0.500	21.5*	20.0
PCB-1260 Peak 4	Ave	86258196	100771412		0.584	0.500	16.8	20.0
PCB-1260 Peak 5	Ave	60984472	66890212		0.548	0.500	9.7	20.0
Tetrachloro-m-xylene	Ave	943741005	926821320		0.0246	0.0250	-1.8	20.0
Decachlorobiphenyl	Ave	715842685	705177880		0.0246	0.0250	-1.5	20.0

FORM VII
GC SEMI VOA CONTINUING CALIBRATION RETENTION TIME SUMMARY

Lab Name: TestAmerica North Canton Job No.: 240-1112-1

SDG No.:

Lab Sample ID: CCV 240-6928/35 Calibration Date: 07/01/2011 22:46

Instrument ID: A2HP12 Calib Start Date: 05/07/2011 16:26

GC Column: CLP-2 ID: 0.53(mm) Calib End Date: 05/07/2011 17:38

Lab File ID: P1270135.D

Analyte	RT	RT WINDOW	
		TO	FROM
PCB-1016 Peak 1	2.29	2.24	2.34
PCB-1016 Peak 2	2.70	2.65	2.75
PCB-1016 Peak 3	3.17	3.12	3.22
PCB-1016 Peak 4	3.31	3.26	3.36
PCB-1016 Peak 5	3.41	3.36	3.46
PCB-1260 Peak 1	5.15	5.10	5.20
PCB-1260 Peak 2	5.38	5.33	5.43
PCB-1260 Peak 3	5.85	5.80	5.90
PCB-1260 Peak 4	6.44	6.39	6.49
PCB-1260 Peak 5	6.82	6.77	6.87
Tetrachloro-m-xylene	1.81	1.76	1.86
Decachlorobiphenyl	8.06	8.01	8.11

FORM VII
GC SEMI VOA CONTINUING CALIBRATION DATA

Lab Name: TestAmerica North Canton Job No.: 240-1112-1

SDG No.:

Lab Sample ID: CCV 240-6928/45 Calibration Date: 07/02/2011 01:11

Instrument ID: A2HP12 Calib Start Date: 05/07/2011 16:26

GC Column: CLP-1 ID: 0.53(mm) Calib End Date: 05/07/2011 17:38

Lab File ID: P1270145.D Conc. Units: ng/uL

ANALYTE	CURVE TYPE	AVE CF	CF	MIN CF	CALC AMOUNT	SPIKE AMOUNT	%D	MAX %D
PCB-1016 Peak 1	Ave	27446980	31477192		0.573	0.500	14.7	20.0
PCB-1016 Peak 2	Ave	49677427	56580276		0.570	0.500	13.9	20.0
PCB-1016 Peak 3	Ave	106846216	120529896		0.564	0.500	12.8	20.0
PCB-1016 Peak 4	Ave	42962230	50970980		0.593	0.500	18.6	20.0
PCB-1016 Peak 5	Ave	44016473	50995528		0.579	0.500	15.9	20.0
PCB-1260 Peak 1	Ave	65277668	72491686		0.555	0.500	11.1	20.0
PCB-1260 Peak 2	Ave	124322996	136217808		0.548	0.500	9.6	20.0
PCB-1260 Peak 3	Ave	117330359	125032782		0.533	0.500	6.6	20.0
PCB-1260 Peak 4	Ave	175672428	198714222		0.566	0.500	13.1	20.0
PCB-1260 Peak 5	Ave	74584340	84816264		0.569	0.500	13.7	20.0
Tetrachloro-m-xylene	Ave	1504132137	1710905240		0.0284	0.0250	13.7	20.0
Decachlorobiphenyl	Ave	1494671088	1519511560		0.0254	0.0250	1.7	20.0

FORM VII
GC SEMI VOA CONTINUING CALIBRATION RETENTION TIME SUMMARY

Lab Name: TestAmerica North Canton Job No.: 240-1112-1

SDG No.:

Lab Sample ID: CCV 240-6928/45 Calibration Date: 07/02/2011 01:11

Instrument ID: A2HP12 Calib Start Date: 05/07/2011 16:26

GC Column: CLP-1 ID: 0.53(mm) Calib End Date: 05/07/2011 17:38

Lab File ID: P1270145.D

Analyte	RT	RT WINDOW	
		TO	FROM
PCB-1016 Peak 1	1.64	1.59	1.69
PCB-1016 Peak 2	1.94	1.89	1.99
PCB-1016 Peak 3	2.34	2.29	2.39
PCB-1016 Peak 4	2.47	2.42	2.52
PCB-1016 Peak 5	2.86	2.81	2.91
PCB-1260 Peak 1	4.07	4.02	4.12
PCB-1260 Peak 2	4.36	4.31	4.41
PCB-1260 Peak 3	4.64	4.59	4.69
PCB-1260 Peak 4	5.34	5.29	5.39
PCB-1260 Peak 5	5.62	5.57	5.67
Tetrachloro-m-xylene	1.35	1.30	1.40
Decachlorobiphenyl	6.77	6.72	6.82

FORM VII
GC SEMI VOA CONTINUING CALIBRATION DATA

Lab Name: TestAmerica North Canton Job No.: 240-1112-1

SDG No.:

Lab Sample ID: CCV 240-6928/45 Calibration Date: 07/02/2011 01:11

Instrument ID: A2HP12 Calib Start Date: 05/07/2011 16:26

GC Column: CLP-2 ID: 0.53(mm) Calib End Date: 05/07/2011 17:38

Lab File ID: P1270145.D Conc. Units: ng/uL

ANALYTE	CURVE TYPE	AVE CF	CF	MIN CF	CALC AMOUNT	SPIKE AMOUNT	%D	MAX %D
PCB-1016 Peak 1	Ave	16146632	16796706		0.520	0.500	4.0	20.0
PCB-1016 Peak 2	Ave	31744940	32424908		0.511	0.500	2.1	20.0
PCB-1016 Peak 3	Ave	62285210	67087520		0.539	0.500	7.7	20.0
PCB-1016 Peak 4	Ave	26972579	29442278		0.546	0.500	9.2	20.0
PCB-1016 Peak 5	Ave	21602162	23781976		0.551	0.500	10.1	20.0
PCB-1260 Peak 1	Ave	38669545	39670924		0.513	0.500	2.6	20.0
PCB-1260 Peak 2	Ave	46020112	53004486		0.576	0.500	15.2	20.0
PCB-1260 Peak 3	Ave	38597181	45544268		0.590	0.500	18.0	20.0
PCB-1260 Peak 4	Ave	86258196	99092422		0.574	0.500	14.9	20.0
PCB-1260 Peak 5	Ave	60984472	64918836		0.532	0.500	6.5	20.0
Tetrachloro-m-xylene	Ave	943741005	951873160		0.0252	0.0250	0.9	20.0
Decachlorobiphenyl	Ave	715842685	689367720		0.0241	0.0250	-3.7	20.0

FORM VII
GC SEMI VOA CONTINUING CALIBRATION RETENTION TIME SUMMARY

Lab Name: TestAmerica North Canton Job No.: 240-1112-1

SDG No.:

Lab Sample ID: CCV 240-6928/45 Calibration Date: 07/02/2011 01:11

Instrument ID: A2HP12 Calib Start Date: 05/07/2011 16:26

GC Column: CLP-2 ID: 0.53(mm) Calib End Date: 05/07/2011 17:38

Lab File ID: P1270145.D

Analyte	RT	RT WINDOW	
		TO	FROM
PCB-1016 Peak 1	2.29	2.24	2.34
PCB-1016 Peak 2	2.70	2.65	2.75
PCB-1016 Peak 3	3.17	3.12	3.22
PCB-1016 Peak 4	3.31	3.26	3.36
PCB-1016 Peak 5	3.41	3.36	3.46
PCB-1260 Peak 1	5.15	5.10	5.20
PCB-1260 Peak 2	5.38	5.33	5.43
PCB-1260 Peak 3	5.85	5.80	5.90
PCB-1260 Peak 4	6.44	6.39	6.49
PCB-1260 Peak 5	6.82	6.77	6.87
Tetrachloro-m-xylene	1.81	1.76	1.86
Decachlorobiphenyl	8.06	8.01	8.11

FORM VII
GC SEMI VOA CONTINUING CALIBRATION DATA

Lab Name: TestAmerica North Canton Job No.: 240-1112-1

SDG No.:

Lab Sample ID: CCV 240-6928/54 Calibration Date: 07/02/2011 03:23

Instrument ID: A2HP12 Calib Start Date: 05/07/2011 16:26

GC Column: CLP-1 ID: 0.53(mm) Calib End Date: 05/07/2011 17:38

Lab File ID: P1270154.D Conc. Units: ng/uL

ANALYTE	CURVE TYPE	AVE CF	CF	MIN CF	CALC AMOUNT	SPIKE AMOUNT	%D	MAX %D
PCB-1016 Peak 1	Ave	27446980	30168014		0.550	0.500	9.9	20.0
PCB-1016 Peak 2	Ave	49677427	55847364		0.562	0.500	12.4	20.0
PCB-1016 Peak 3	Ave	106846216	119577122		0.560	0.500	11.9	20.0
PCB-1016 Peak 4	Ave	42962230	50899826		0.592	0.500	18.5	20.0
PCB-1016 Peak 5	Ave	44016473	50848040		0.578	0.500	15.5	20.0
PCB-1260 Peak 1	Ave	65277668	74695234		0.572	0.500	14.4	20.0
PCB-1260 Peak 2	Ave	124322996	142767892		0.574	0.500	14.8	20.0
PCB-1260 Peak 3	Ave	117330359	132283574		0.564	0.500	12.7	20.0
PCB-1260 Peak 4	Ave	175672428	208011420		0.592	0.500	18.4	20.0
PCB-1260 Peak 5	Ave	74584340	90146112		0.604	0.500	20.9*	20.0
Tetrachloro-m-xylene	Ave	1504132137	1702176920		0.0283	0.0250	13.2	20.0
Decachlorobiphenyl	Ave	1494671088	1698943040		0.0284	0.0250	13.7	20.0

FORM VII
GC SEMI VOA CONTINUING CALIBRATION RETENTION TIME SUMMARY

Lab Name: TestAmerica North Canton Job No.: 240-1112-1

SDG No.:

Lab Sample ID: CCV 240-6928/54 Calibration Date: 07/02/2011 03:23

Instrument ID: A2HP12 Calib Start Date: 05/07/2011 16:26

GC Column: CLP-1 ID: 0.53(mm) Calib End Date: 05/07/2011 17:38

Lab File ID: P1270154.D

Analyte	RT	RT WINDOW	
		TO	FROM
PCB-1016 Peak 1	1.64	1.59	1.69
PCB-1016 Peak 2	1.94	1.89	1.99
PCB-1016 Peak 3	2.34	2.29	2.39
PCB-1016 Peak 4	2.47	2.42	2.52
PCB-1016 Peak 5	2.86	2.81	2.91
PCB-1260 Peak 1	4.07	4.02	4.12
PCB-1260 Peak 2	4.36	4.31	4.41
PCB-1260 Peak 3	4.64	4.59	4.69
PCB-1260 Peak 4	5.34	5.29	5.39
PCB-1260 Peak 5	5.62	5.57	5.67
Tetrachloro-m-xylene	1.35	1.30	1.40
Decachlorobiphenyl	6.77	6.72	6.82

FORM VII
GC SEMI VOA CONTINUING CALIBRATION DATA

Lab Name: TestAmerica North Canton Job No.: 240-1112-1

SDG No.:

Lab Sample ID: CCV 240-6928/54 Calibration Date: 07/02/2011 03:23

Instrument ID: A2HP12 Calib Start Date: 05/07/2011 16:26

GC Column: CLP-2 ID: 0.53(mm) Calib End Date: 05/07/2011 17:38

Lab File ID: P1270154.D Conc. Units: ng/uL

ANALYTE	CURVE TYPE	AVE CF	CF	MIN CF	CALC AMOUNT	SPIKE AMOUNT	%D	MAX %D
PCB-1016 Peak 1	Ave	16146632	16592228		0.514	0.500	2.8	20.0
PCB-1016 Peak 2	Ave	31744940	30719056		0.484	0.500	-3.2	20.0
PCB-1016 Peak 3	Ave	62285210	67624948		0.543	0.500	8.6	20.0
PCB-1016 Peak 4	Ave	26972579	29564740		0.548	0.500	9.6	20.0
PCB-1016 Peak 5	Ave	21602162	23911090		0.553	0.500	10.7	20.0
PCB-1260 Peak 1	Ave	38669545	41737940		0.540	0.500	7.9	20.0
PCB-1260 Peak 2	Ave	46020112	55100276		0.599	0.500	19.7	20.0
PCB-1260 Peak 3	Ave	38597181	48547084		0.629	0.500	25.8*	20.0
PCB-1260 Peak 4	Ave	86258196	104447094		0.605	0.500	21.1*	20.0
PCB-1260 Peak 5	Ave	60984472	68484614		0.562	0.500	12.3	20.0
Tetrachloro-m-xylene	Ave	943741005	942792200		0.0250	0.0250	-0.1	20.0
Decachlorobiphenyl	Ave	715842685	703149840		0.0246	0.0250	-1.8	20.0

173

FORM VII
GC SEMI VOA CONTINUING CALIBRATION RETENTION TIME SUMMARY

Lab Name: TestAmerica North Canton Job No.: 240-1112-1

SDG No.:

Lab Sample ID: CCV 240-6928/54 Calibration Date: 07/02/2011 03:23

Instrument ID: A2HP12 Calib Start Date: 05/07/2011 16:26

GC Column: CLP-2 ID: 0.53(mm) Calib End Date: 05/07/2011 17:38

Lab File ID: P1270154.D

Analyte	RT	RT WINDOW	
		TO	FROM
PCB-1016 Peak 1	2.29	2.24	2.34
PCB-1016 Peak 2	2.70	2.65	2.75
PCB-1016 Peak 3	3.17	3.12	3.22
PCB-1016 Peak 4	3.31	3.26	3.36
PCB-1016 Peak 5	3.41	3.36	3.46
PCB-1260 Peak 1	5.15	5.10	5.20
PCB-1260 Peak 2	5.38	5.33	5.43
PCB-1260 Peak 3	5.85	5.80	5.90
PCB-1260 Peak 4	6.44	6.39	6.49
PCB-1260 Peak 5	6.82	6.77	6.87
Tetrachloro-m-xylene	1.81	1.76	1.86
Decachlorobiphenyl	8.06	8.01	8.11

FORM VII
GC SEMI VOA CONTINUING CALIBRATION DATA

Lab Name: TestAmerica North Canton Job No.: 240-1112-1

SDG No.:

Lab Sample ID: CCV 240-6928/62 Calibration Date: 07/02/2011 05:19

Instrument ID: A2HP12 Calib Start Date: 05/07/2011 16:26

GC Column: CLP-1 ID: 0.53(mm) Calib End Date: 05/07/2011 17:38

Lab File ID: P1270162.D Conc. Units: ng/uL

ANALYTE	CURVE TYPE	AVE CF	CF	MIN CF	CALC AMOUNT	SPIKE AMOUNT	%D	MAX %D
PCB-1016 Peak 1	Ave	27446980	26295586		0.479	0.500	-4.2	20.0
PCB-1016 Peak 2	Ave	49677427	53864260		0.542	0.500	8.4	20.0
PCB-1016 Peak 3	Ave	106846216	109496696		0.512	0.500	2.5	20.0
PCB-1016 Peak 4	Ave	42962230	44836526		0.522	0.500	4.4	20.0
PCB-1016 Peak 5	Ave	44016473	49370620		0.561	0.500	12.2	20.0
PCB-1260 Peak 1	Ave	65277668	72319200		0.554	0.500	10.8	20.0
PCB-1260 Peak 2	Ave	124322996	138095008		0.555	0.500	11.1	20.0
PCB-1260 Peak 3	Ave	117330359	127312586		0.543	0.500	8.5	20.0
PCB-1260 Peak 4	Ave	175672428	200236154		0.570	0.500	14.0	20.0
PCB-1260 Peak 5	Ave	74584340	85952502		0.576	0.500	15.2	20.0
Tetrachloro-m-xylene	Ave	1504132137	1666109160		0.0277	0.0250	10.8	20.0
Decachlorobiphenyl	Ave	1494671088	1616549440		0.0270	0.0250	8.2	20.0

FORM VII
GC SEMI VOA CONTINUING CALIBRATION RETENTION TIME SUMMARY

Lab Name: TestAmerica North Canton Job No.: 240-1112-1

SDG No.:

Lab Sample ID: CCV 240-6928/62 Calibration Date: 07/02/2011 05:19

Instrument ID: A2HP12 Calib Start Date: 05/07/2011 16:26

GC Column: CLP-1 ID: 0.53(mm) Calib End Date: 05/07/2011 17:38

Lab File ID: P1270162.D

Analyte	RT	RT WINDOW	
		TO	FROM
PCB-1016 Peak 1	1.64	1.59	1.69
PCB-1016 Peak 2	1.94	1.89	1.99
PCB-1016 Peak 3	2.34	2.29	2.39
PCB-1016 Peak 4	2.47	2.42	2.52
PCB-1016 Peak 5	2.86	2.81	2.91
PCB-1260 Peak 1	4.07	4.02	4.12
PCB-1260 Peak 2	4.36	4.31	4.41
PCB-1260 Peak 3	4.64	4.59	4.69
PCB-1260 Peak 4	5.34	5.29	5.39
PCB-1260 Peak 5	5.62	5.57	5.67
Tetrachloro-m-xylene	1.35	1.30	1.40
Decachlorobiphenyl	6.77	6.72	6.82

FORM VII
GC SEMI VOA CONTINUING CALIBRATION DATA

Lab Name: TestAmerica North Canton Job No.: 240-1112-1

SDG No.:

Lab Sample ID: CCV 240-6928/62 Calibration Date: 07/02/2011 05:19

Instrument ID: A2HP12 Calib Start Date: 05/07/2011 16:26

GC Column: CLP-2 ID: 0.53(mm) Calib End Date: 05/07/2011 17:38

Lab File ID: P1270162.D Conc. Units: ng/uL

ANALYTE	CURVE TYPE	AVE CF	CF	MIN CF	CALC AMOUNT	SPIKE AMOUNT	%D	MAX %D
PCB-1016 Peak 1	Ave	16146632	16220720		0.502	0.500	0.5	20.0
PCB-1016 Peak 2	Ave	31744940	31809948		0.501	0.500	0.2	20.0
PCB-1016 Peak 3	Ave	62285210	66080136		0.531	0.500	6.1	20.0
PCB-1016 Peak 4	Ave	26972579	29146402		0.540	0.500	8.1	20.0
PCB-1016 Peak 5	Ave	21602162	23597522		0.546	0.500	9.2	20.0
PCB-1260 Peak 1	Ave	38669545	40281968		0.521	0.500	4.2	20.0
PCB-1260 Peak 2	Ave	46020112	54102594		0.588	0.500	17.6	20.0
PCB-1260 Peak 3	Ave	38597181	46101166		0.597	0.500	19.4	20.0
PCB-1260 Peak 4	Ave	86258196	99300660		0.576	0.500	15.1	20.0
PCB-1260 Peak 5	Ave	60984472	64446422		0.528	0.500	5.7	20.0
Tetrachloro-m-xylene	Ave	943741005	926151040		0.0245	0.0250	-1.9	20.0
Decachlorobiphenyl	Ave	715842685	667594600		0.0233	0.0250	-6.7	20.0

FORM VII
GC SEMI VOA CONTINUING CALIBRATION RETENTION TIME SUMMARY

Lab Name: TestAmerica North Canton Job No.: 240-1112-1

SDG No.:

Lab Sample ID: CCV 240-6928/62 Calibration Date: 07/02/2011 05:19

Instrument ID: A2HP12 Calib Start Date: 05/07/2011 16:26

GC Column: CLP-2 ID: 0.53(mm) Calib End Date: 05/07/2011 17:38

Lab File ID: P1270162.D

Analyte	RT	RT WINDOW	
		TO	FROM
PCB-1016 Peak 1	2.29	2.24	2.34
PCB-1016 Peak 2	2.70	2.65	2.75
PCB-1016 Peak 3	3.17	3.12	3.22
PCB-1016 Peak 4	3.31	3.26	3.36
PCB-1016 Peak 5	3.41	3.36	3.46
PCB-1260 Peak 1	5.15	5.10	5.20
PCB-1260 Peak 2	5.38	5.33	5.43
PCB-1260 Peak 3	5.85	5.80	5.90
PCB-1260 Peak 4	6.44	6.39	6.49
PCB-1260 Peak 5	6.82	6.77	6.87
Tetrachloro-m-xylene	1.81	1.76	1.86
Decachlorobiphenyl	8.05	8.00	8.10

FORM IV
GC SEMI VOA METHOD BLANK SUMMARY

Lab Name: TestAmerica North Canton Job No.: 240-1112-1

SDG No.:

Lab Sample ID: MB 240-6043/23-A

Matrix: Solid Date Extracted: 06/24/2011 14:16

Lab File ID:(1) P1270144.D Lab File ID:(2) P1270144.D

Date Analyzed:(1) 07/02/2011 00:57 Date Analyzed:(2) 07/02/2011 00:57

Instrument ID:(1) A2HP12 Instrument ID:(2) A2HP12

GC Column:(1) CLP-2 ID: 0.53(mm) GC Column:(2) CLP-1 ID: 0.53(mm)

THIS METHOD BLANK APPLIES TO THE FOLLOWING SAMPLES:

CLIENT SAMPLE ID	LAB SAMPLE ID	DATE ANALYZED 1	DATE ANALYZED 2
DR-SB-26-02	240-1112-1	07/01/2011 23:00	07/01/2011 23:00
DR-SB-26-10	240-1112-2	07/01/2011 23:15	07/01/2011 23:15
DR-SB-27-02	240-1112-3	07/01/2011 23:29	07/01/2011 23:29
DR-SB-27-10	240-1112-4	07/01/2011 23:44	07/01/2011 23:44
DR-SB-28-02	240-1112-5	07/01/2011 23:58	07/01/2011 23:58
DR-SB-28-10	240-1112-6	07/02/2011 00:13	07/02/2011 00:13
DR-SB-29-02	240-1112-7	07/02/2011 00:27	07/02/2011 00:27
DR-SB-29-10	240-1112-8	07/02/2011 00:42	07/02/2011 00:42
DR-SB-30-02	240-1112-9	07/02/2011 01:26	07/02/2011 01:26
DR-SB-30-08	240-1112-10	07/02/2011 01:41	07/02/2011 01:41
DR-SB-31-02	240-1112-11	07/02/2011 01:55	07/02/2011 01:55
DR-SB-31-14	240-1112-12	07/02/2011 02:10	07/02/2011 02:10
DR-SB-32-02	240-1112-13	07/02/2011 02:24	07/02/2011 02:24
DR-SB-32-12	240-1112-14	07/02/2011 02:39	07/02/2011 02:39
DR-SB-33-02	240-1112-15	07/02/2011 02:53	07/02/2011 02:53
	LCS 240-6043/24-A	07/02/2011 03:08	07/02/2011 03:08
DR-SB-33-12	240-1112-16	07/02/2011 03:37	07/02/2011 03:37
DR-SB-34-02	240-1112-17	07/02/2011 03:52	07/02/2011 03:52
DR-SB-34-08	240-1112-18	07/02/2011 04:07	07/02/2011 04:07
DR-SB-35-02	240-1112-19	07/02/2011 04:21	07/02/2011 04:21
DR-SB-35-10	240-1112-20	07/02/2011 04:36	07/02/2011 04:36
DR-SB-35-10 MS	240-1112-20 MS	07/02/2011 04:51	07/02/2011 04:51
DR-SB-35-10 MSD	240-1112-20 MSD	07/02/2011 05:05	07/02/2011 05:05

FORM I
GC SEMI VOA ORGANICS ANALYSIS DATA SHEET

Lab Name: TestAmerica North Canton | Job No.: 240-1112-1

SDG No.:

Client Sample ID: | Lab Sample ID: MB 240-6043/23-A

Matrix: Solid | Lab File ID: P1270144.D

Analysis Method: 8082A | Date Collected:

Extraction Method: 3540C | Date Extracted: 06/24/2011 14:16

Sample wt/vol: 30(g) | Date Analyzed: 07/02/2011 00:57

Con. Extract Vol.: 10(mL) | Dilution Factor: 1

Injection Volume: 1(uL) | GC Column: CLP-1 ID: 0.53(mm)

% Moisture: | GPC Cleanup:(Y/N) N

Analysis Batch No.: 6928 | Units: ug/Kg

CAS NO.	COMPOUND NAME	RESULT	Q	RL	MDL
12674-11-2	Aroclor-1016	33	U	33	21
11104-28-2	Aroclor-1221	33	U	33	16
11141-16-5	Aroclor-1232	33	U	33	14
53469-21-9	Aroclor-1242	33	U	33	13
12672-29-6	Aroclor-1248	33	U	33	17
11097-69-1	Aroclor-1254	33	U	33	17
11096-82-5	Aroclor-1260	33	U	33	17

CAS NO.	SURROGATE	%REC	Q	LIMITS
877-09-8	Tetrachloro-m-xylene	99		29-151
2051-24-3	Decachlorobiphenyl	85		14-163

FORM I
GC SEMI VOA ORGANICS ANALYSIS DATA SHEET

Lab Name: TestAmerica North Canton | Job No.: 240-1112-1

SDG No.:

Client Sample ID: | Lab Sample ID: MB 240-6043/23-A

Matrix: Solid | Lab File ID: P1270144.D

Analysis Method: 8082A | Date Collected:

Extraction Method: 3540C | Date Extracted: 06/24/2011 14:16

Sample wt/vol: 30(g) | Date Analyzed: 07/02/2011 00:57

Con. Extract Vol.: 10(mL) | Dilution Factor: 1

Injection Volume: 1(uL) | GC Column: CLP-2 ID: 0.53(mm)

% Moisture: | GPC Cleanup:(Y/N) N

Analysis Batch No.: 6928 | Units: ug/Kg

CAS NO.	COMPOUND NAME	RESULT	Q	RL	MDL
12674-11-2	*Aroclor-1016*	*33*	*U*	*33*	*21*
11104-28-2	*Aroclor-1221*	*33*	*U*	*33*	*16*
11141-16-5	*Aroclor-1232*	*33*	*U*	*33*	*14*
53469-21-9	*Aroclor-1242*	*33*	*U*	*33*	*13*
12672-29-6	*Aroclor-1248*	*33*	*U*	*33*	*17*
11097-69-1	*Aroclor-1254*	*33*	*U*	*33*	*17*
11096-82-5	*Aroclor-1260*	*33*	*U*	*33*	*17*

CAS NO.	SURROGATE	%REC	Q	LIMITS
877-09-8	Tetrachloro-m-xylene	92		29-151
2051-24-3	Decachlorobiphenyl	132		14-163

FORM II
GC SEMI VOA SURROGATE RECOVERY

Lab Name: TestAmerica North Canton Job No.: 240-1112-1

SDG No.:

Matrix: Solid Level: Low

GC Column (1): CLP-2 ID: 0.53 (mm) GC Column (2): CLP-1 ID: 0.53 (mm)

Client Sample ID	Lab Sample ID	TCX1	#	TCX2	#	DCB1	#	DCB2	#
DR-SB-26-02	240-1112-1	87		91		123		133	
DR-SB-26-10	240-1112-2	87		91		89		98	
DR-SB-27-02	240-1112-3	77		80		78		83	
DR-SB-27-10	240-1112-4	70		75		57		210	X
DR-SB-28-02	240-1112-5	79		77		134		136	
DR-SB-28-10	240-1112-6	68		70		80		77	
DR-SB-29-02	240-1112-7	77		75		110		115	
DR-SB-29-10	240-1112-8	79		86		65		199	X
DR-SB-30-02	240-1112-9	80		85		84		91	
DR-SB-30-08	240-1112-10	72		75		74		79	
DR-SB-31-02	240-1112-11	84		88		125		124	
DR-SB-31-14	240-1112-12	66		71		67		74	
DR-SB-32-02	240-1112-13	200	X	73		153		1115	X
DR-SB-32-12	240-1112-14	84		89		87		88	
DR-SB-33-02	240-1112-15	82		86		78		108	
DR-SB-33-12	240-1112-16	68		70		78		84	
DR-SB-34-02	240-1112-17	73		69		70		129	
DR-SB-34-08	240-1112-18	81		83		76		88	
DR-SB-35-02	240-1112-19	74		67		72		148	
DR-SB-35-10	240-1112-20	76		83		76		84	
	MB 240-6043/23-A	92		99		132		85	
	LCS 240-6043/24-A	92		107		88		91	
DR-SB-35-10 MS	240-1112-20 MS	85		102		89		99	
DR-SB-35-10 MSD	240-1112-20 MSD	86		98		82		94	

	QC LIMITS
TCX = Tetrachloro-m-xylene	29-151
DCB = Decachlorobiphenyl	14-163

Column to be used to flag recovery values

FORM II 8082A

FORM III
GC SEMI VOA LAB CONTROL SAMPLE RECOVERY

Lab Name: TestAmerica North Canton Job No.: 240-1112-1

SDG No.:

Matrix: Solid Level: Low Lab File ID: P1270153.D

Lab ID: LCS 240-6043/24-A Client ID:

COMPOUND	SPIKE ADDED (ug/Kg)	LCS CONCENTRATION (ug/Kg)	LCS % REC	QC LIMITS REC	#
Aroclor-1016	333	316	95	62-120	
Aroclor-1016	333	311	93	62-120	
Aroclor-1260	333	319	96	56-122	
Aroclor-1260	333	305	92	56-122	

Column to be used to flag recovery and RPD values

FORM III 8082A

FORM III
GC SEMI VOA MATRIX SPIKE RECOVERY

Lab Name: TestAmerica North Canton Job No.: 240-1112-1

SDG No.:

Matrix: Solid Level: Low Lab File ID: P1270160.D

Lab ID: 240-1112-20 MS Client ID: DR-SB-35-10 MS

COMPOUND	SPIKE ADDED (ug/Kg)	SAMPLE CONCENTRATION (ug/Kg)	MS CONCENTRATION (ug/Kg)	MS % REC	QC LIMITS REC	#
Aroclor-1016	413	41 U	402	97	22-157	
Aroclor-1016	413	41 U	376	91	22-157	
Aroclor-1260	413	41 U	399	97	13-161	
Aroclor-1260	413	41 U	389	94	13-161	

Column to be used to flag recovery and RPD values

FORM III 8082A

FORM III
GC SEMI VOA MATRIX SPIKE DUPLICATE RECOVERY

Lab Name: TestAmerica North Canton Job No.: 240-1112-1

SDG No.:

Matrix: Solid Level: Low Lab File ID: P1270161.D

Lab ID: 240-1112-20 MSD Client ID: DR-SB-35-10 MSD

COMPOUND	SPIKE ADDED (ug/Kg)	MSD CONCENTRATION (ug/Kg)	MSD % REC	% RPD	QC LIMITS RPD	QC LIMITS REC	#
Aroclor-1016	413	370	90	8	30	22-157	
Aroclor-1016	413	376	91	0	30	22-157	
Aroclor-1260	413	386	93	3	30	13-161	
Aroclor-1260	413	382	92	2	30	13-161	

Column to be used to flag recovery and RPD values

FORM III 8082A

FORM VIII
GC SEMI VOA ANALYTICAL SEQUENCE

Lab Name: TestAmerica North Canton Job No.: 240-1112-1

SDG No.:

Sample No.: CCV 240-6928/35 Date Analyzed: 07/01/2011 22:46

Instrument ID: A2HP12 GC Column: CLP-1 ID: 0.53 (mm)

Lab File ID (Standard): P1270135.D Heated Purge: (Y/N) N

Calibration ID: 888

THE ANALYTICAL SEQUENCE OF BLANKS, SAMPLES, STANDARDS, MS/MSDs AND LCSs IS GIVEN BELOW:

				TCX	DCB
				RT #	RT #
CONTINUING CALIBRATION SURROGATE				1.35	6.77
UPPER LIMIT				1.45	6.87
LOWER LIMIT				1.25	6.67
LAB SAMPLE ID	CLIENT SAMPLE ID	DATE ANALYZED	LAB FILE ID		
CCV 240-6928/35 CCVRT		07/01/2011 22:46	P1270135.D	1.35	6.77
240-1112-1	DR-SB-26-02	07/01/2011 23:00	P1270136.D	1.35	6.77
240-1112-2	DR-SB-26-10	07/01/2011 23:15	P1270137.D	1.35	6.77
240-1112-3	DR-SB-27-02	07/01/2011 23:29	P1270138.D	1.35	6.77
240-1112-4	DR-SB-27-10	07/01/2011 23:44	P1270139.D	1.35	6.77
240-1112-5	DR-SB-28-02	07/01/2011 23:58	P1270140.D	1.36	6.77
240-1112-6	DR-SB-28-10	07/02/2011 00:13	P1270141.D	1.35	6.77
240-1112-7	DR-SB-29-02	07/02/2011 00:27	P1270142.D	1.36	6.77
240-1112-8	DR-SB-29-10	07/02/2011 00:42	P1270143.D	1.35	6.77
MB 240-6043/23-A		07/02/2011 00:57	P1270144.D	1.35	6.77

TCX = Tetrachloro-m-xylene
DCB = DCB Decachlorobiphenyl

TCX RT Limit = ± 0.1 minutes of surrogate RT
DCB RT Limit = ± 0.1 minutes of surrogate RT

Column used to flag values outside QC limits

FORM VIII 8082A

FORM VIII
GC SEMI VOA ANALYTICAL SEQUENCE

Lab Name: TestAmerica North Canton Job No.: 240-1112-1

SDG No.:

Sample No.: CCV 240-6928/35 Date Analyzed: 07/01/2011 22:46

Instrument ID: A2HP12 GC Column: CLP-2 ID: 0.53(mm)

Lab File ID (Standard): P1270135.D Heated Purge: (Y/N) N

Calibration ID: 889

THE ANALYTICAL SEQUENCE OF BLANKS, SAMPLES, STANDARDS, MS/MSDs AND LCSs IS GIVEN BELOW:

				TCX	DCB
				RT #	RT #
CONTINUING CALIBRATION SURROGATE				1.81	8.06
UPPER LIMIT				1.91	8.16
LOWER LIMIT				1.71	7.96
LAB SAMPLE ID	CLIENT SAMPLE ID	DATE ANALYZED	LAB FILE ID		
CCV 240-6928/35 CCVRT		07/01/2011 22:46	P1270135.D	1.81	8.06
240-1112-1	DR-SB-26-02	07/01/2011 23:00	P1270136.D	1.81	8.06
240-1112-2	DR-SB-26-10	07/01/2011 23:15	P1270137.D	1.81	8.06
240-1112-3	DR-SB-27-02	07/01/2011 23:29	P1270138.D	1.81	8.06
240-1112-4	DR-SB-27-10	07/01/2011 23:44	P1270139.D	1.81	8.06
240-1112-5	DR-SB-28-02	07/01/2011 23:58	P1270140.D	1.81	8.06
240-1112-6	DR-SB-28-10	07/02/2011 00:13	P1270141.D	1.81	8.06
240-1112-7	DR-SB-29-02	07/02/2011 00:27	P1270142.D	1.81	8.06
240-1112-8	DR-SB-29-10	07/02/2011 00:42	P1270143.D	1.81	8.05
MB 240-6043/23-A		07/02/2011 00:57	P1270144.D	1.81	8.06

TCX = Tetrachloro-m-xylene
DCB = DCB Decachlorobiphenyl

TCX RT Limit = ± 0.1 minutes of surrogate RT
DCB RT Limit = ± 0.1 minutes of surrogate RT

Column used to flag values outside QC limits

FORM VIII 8082A

FORM VIII
GC SEMI VOA ANALYTICAL SEQUENCE

Lab Name: TestAmerica North Canton Job No.: 240-1112-1

SDG No.:

Sample No.: CCV 240-6928/45 Date Analyzed: 07/02/2011 01:11

Instrument ID: A2HP12 GC Column: CLP-1 ID: 0.53(mm)

Lab File ID (Standard): P1270145.D Heated Purge: (Y/N) N

Calibration ID: 888

THE ANALYTICAL SEQUENCE OF BLANKS, SAMPLES, STANDARDS, MS/MSDs AND LCSs IS GIVEN BELOW:

				TCX RT #	DCB RT #
CONTINUING CALIBRATION SURROGATE				1.35	6.77
UPPER LIMIT				1.45	6.87
LOWER LIMIT				1.25	6.67
LAB SAMPLE ID	CLIENT SAMPLE ID	DATE ANALYZED	LAB FILE ID		
CCV 240-6928/45 CCVRT		07/02/2011 01:11	P1270145.D	1.35	6.77
240-1112-9	DR-SB-30-02	07/02/2011 01:26	P1270146.D	1.35	6.77
240-1112-10	DR-SB-30-08	07/02/2011 01:41	P1270147.D	1.35	6.77
240-1112-11	DR-SB-31-02	07/02/2011 01:55	P1270148.D	1.35	6.77
240-1112-12	DR-SB-31-14	07/02/2011 02:10	P1270149.D	1.35	6.77
240-1112-13	DR-SB-32-02	07/02/2011 02:24	P1270150.D	1.35	6.76
240-1112-14	DR-SB-32-12	07/02/2011 02:39	P1270151.D	1.35	6.77
240-1112-15	DR-SB-33-02	07/02/2011 02:53	P1270152.D	1.35	6.77
LCS 240-6043/24-A		07/02/2011 03:08	P1270153.D	1.35	6.77

TCX = Tetrachloro-m-xylene
DCB = DCB Decachlorobiphenyl

TCX RT Limit = ± 0.1 minutes of surrogate RT
DCB RT Limit = ± 0.1 minutes of surrogate RT

Column used to flag values outside QC limits

FORM VIII 8082A

FORM VIII
GC SEMI VOA ANALYTICAL SEQUENCE

Lab Name: TestAmerica North Canton Job No.: 240-1112-1

SDG No.:

Sample No.: CCV 240-6928/45 Date Analyzed: 07/02/2011 01:11

Instrument ID: A2HP12 GC Column: CLP-2 ID: 0.53(mm)

Lab File ID (Standard): P1270145.D Heated Purge: (Y/N) N

Calibration ID: 889

THE ANALYTICAL SEQUENCE OF BLANKS, SAMPLES, STANDARDS, MS/MSDs AND LCSs IS GIVEN BELOW:

				TCX RT #	DCB RT #
CONTINUING CALIBRATION SURROGATE				1.81	8.06
UPPER LIMIT				1.91	8.16
LOWER LIMIT				1.71	7.96
LAB SAMPLE ID	CLIENT SAMPLE ID	DATE ANALYZED	LAB FILE ID		
CCV 240-6928/45 CCVRT		07/02/2011 01:11	P1270145.D	1.81	8.06
240-1112-9	DR-SB-30-02	07/02/2011 01:26	P1270146.D	1.81	8.06
240-1112-10	DR-SB-30-08	07/02/2011 01:41	P1270147.D	1.81	8.06
240-1112-11	DR-SB-31-02	07/02/2011 01:55	P1270148.D	1.81	8.06
240-1112-12	DR-SB-31-14	07/02/2011 02:10	P1270149.D	1.81	8.06
240-1112-13	DR-SB-32-02	07/02/2011 02:24	P1270150.D	1.81	8.06
240-1112-14	DR-SB-32-12	07/02/2011 02:39	P1270151.D	1.81	8.06
240-1112-15	DR-SB-33-02	07/02/2011 02:53	P1270152.D	1.81	8.06
LCS 240-6043/24-A		07/02/2011 03:08	P1270153.D	1.81	8.06

TCX = Tetrachloro-m-xylene
DCB = DCB Decachlorobiphenyl

TCX RT Limit = ± 0.1 minutes of surrogate RT
DCB RT Limit = ± 0.1 minutes of surrogate RT

Column used to flag values outside QC limits

FORM VIII 8082A

FORM VIII
GC SEMI VOA ANALYTICAL SEQUENCE

Lab Name: TestAmerica North Canton Job No.: 240-1112-1

SDG No.:

Sample No.: CCV 240-6928/54 Date Analyzed: 07/02/2011 03:23

Instrument ID: A2HP12 GC Column: CLP-1 ID: 0.53(mm)

Lab File ID (Standard): P1270154.D Heated Purge: (Y/N) N

Calibration ID: 888

THE ANALYTICAL SEQUENCE OF BLANKS, SAMPLES, STANDARDS, MS/MSDs AND LCSs IS GIVEN BELOW:

				TCX RT #	DCB RT #
CONTINUING CALIBRATION SURROGATE				1.35	6.77
UPPER LIMIT				1.45	6.87
LOWER LIMIT				1.25	6.67
LAB SAMPLE ID	CLIENT SAMPLE ID	DATE ANALYZED	LAB FILE ID		
CCV 240-6928/54 CCVRT		07/02/2011 03:23	P1270154.D	1.35	6.77
240-1112-16	DR-SB-33-12	07/02/2011 03:37	P1270155.D	1.35	6.77
240-1112-17	DR-SB-34-02	07/02/2011 03:52	P1270156.D	1.35	6.76
240-1112-18	DR-SB-34-08	07/02/2011 04:07	P1270157.D	1.35	6.77
240-1112-19	DR-SB-35-02	07/02/2011 04:21	P1270158.D	1.35	6.76
240-1112-20	DR-SB-35-10	07/02/2011 04:36	P1270159.D	1.35	6.77
240-1112-20 MS	DR-SB-35-10 MS	07/02/2011 04:51	P1270160.D	1.35	6.77
240-1112-20 MSD	DR-SB-35-10 MSD	07/02/2011 05:05	P1270161.D	1.35	6.77

TCX = Tetrachloro-m-xylene
DCB = DCB Decachlorobiphenyl

TCX RT Limit = ± 0.1 minutes of surrogate RT
DCB RT Limit = ± 0.1 minutes of surrogate RT

Column used to flag values outside QC limits

FORM VIII 8082A

FORM VIII
GC SEMI VOA ANALYTICAL SEQUENCE

Lab Name: TestAmerica North Canton Job No.: 240-1112-1

SDG No.:

Sample No.: CCV 240-6928/54 Date Analyzed: 07/02/2011 03:23

Instrument ID: A2HP12 GC Column: CLP-2 ID: 0.53(mm)

Lab File ID (Standard): P1270154.D Heated Purge: (Y/N) N

Calibration ID: 889

THE ANALYTICAL SEQUENCE OF BLANKS, SAMPLES, STANDARDS, MS/MSDs AND LCSs IS GIVEN BELOW:

				TCX	DCB
				RT #	RT #
CONTINUING CALIBRATION SURROGATE				1.81	8.06
UPPER LIMIT				1.91	8.16
LOWER LIMIT				1.71	7.96
LAB SAMPLE ID	CLIENT SAMPLE ID	DATE ANALYZED	LAB FILE ID		
CCV 240-6928/54 CCVRT		07/02/2011 03:23	P1270154.D	1.81	8.06
240-1112-16	DR-SB-33-12	07/02/2011 03:37	P1270155.D	1.81	8.06
240-1112-17	DR-SB-34-02	07/02/2011 03:52	P1270156.D	1.81	8.06
240-1112-18	DR-SB-34-08	07/02/2011 04:07	P1270157.D	1.81	8.06
240-1112-19	DR-SB-35-02	07/02/2011 04:21	P1270158.D	1.81	8.06
240-1112-20	DR-SB-35-10	07/02/2011 04:36	P1270159.D	1.81	8.06
240-1112-20 MS	DR-SB-35-10 MS	07/02/2011 04:51	P1270160.D	1.81	8.06
240-1112-20 MSD	DR-SB-35-10 MSD	07/02/2011 05:05	P1270161.D	1.81	8.06

TCX = Tetrachloro-m-xylene
DCB = DCB Decachlorobiphenyl

TCX RT Limit = ± 0.1 minutes of surrogate RT
DCB RT Limit = ± 0.1 minutes of surrogate RT

Column used to flag values outside QC limits

FORM VIII 8082A

FORM X
IDENTIFICATION SUMMARY

Lab Name: TestAmerica North Canton Job No.: 240-1112-1

SDG No.:

Client Sample ID: DR-SB-26-02 Lab Sample ID: 240-1112-1

Instrument ID (1): A2HP12 Instrument ID (2): A2HP12

Date Analyzed (1): 07/01/2011 23:00 Date Analyzed (2): 07/01/2011 23:00

GC Column (1): CLP-2 ID: 0.53(mm) GC Column (2): CLP-1 ID: 0.53(mm)

ANALYTE	COL	PEAK	RT	RT WINDOW FROM	RT WINDOW TO	CONCENTRATION PEAK	CONCENTRATION MEAN	RPD
Aroclor-1260	1	2	5.38	5.33	5.43	20.0	21	4.0
		4	6.44	6.39	6.49	25.8		
		5	6.82	6.77	6.87	22.9		
	2	3	4.64	4.59	4.69	20.6	22	
		5	5.59	5.57	5.67	45.6		

FORM X
IDENTIFICATION SUMMARY

Lab Name: TestAmerica North Canton Job No.: 240-1112-1

SDG No.:

Client Sample ID: DR-SB-27-02 Lab Sample ID: 240-1112-3

Instrument ID (1): A2HP12 Instrument ID (2): A2HP12

Date Analyzed (1): 07/01/2011 23:29 Date Analyzed (2): 07/01/2011 23:29

GC Column (1): CLP-2 ID: 0.53(mm) GC Column (2): CLP-1 ID: 0.53(mm)

ANALYTE	COL	PEAK	RT	RT WINDOW FROM	RT WINDOW TO	CONCENTRATION PEAK	CONCENTRATION MEAN	RPD
Aroclor-1260	1	1	5.15	5.10	5.20	34.8	46	51.1
		3	5.85	5.80	5.90	61.1		
		4	6.44	6.39	6.49	54.3		
		5	6.82	6.77	6.87	59.1		
	2	3	4.64	4.59	4.69	26.4	27	
		4	5.34	5.29	5.39	33.7		
		5	5.62	5.57	5.67	31.1		

FORM X
IDENTIFICATION SUMMARY

Lab Name: TestAmerica North Canton Job No.: 240-1112-1

SDG No.:

Client Sample ID: DR-SB-29-02 Lab Sample ID: 240-1112-7

Instrument ID (1): A2HP12 Instrument ID (2): A2HP12

Date Analyzed (1): 07/02/2011 00:27 Date Analyzed (2): 07/02/2011 00:27

GC Column (1): CLP-2 ID: 0.53(mm) GC Column (2): CLP-1 ID: 0.53(mm)

ANALYTE	COL	PEAK	RT	RT WINDOW		CONCENTRATION		RPD
				FROM	TO	PEAK	MEAN	
Aroclor-1260	1	1	5.15	5.10	5.20	79.0	110	39.5
		2	5.38	5.33	5.43	77.1		
		3	5.85	5.80	5.90	136		
		4	6.44	6.39	6.49	134		
		5	6.82	6.77	6.87	143		
	2	1	4.07	4.02	4.12	68.0	76	
		2	4.36	4.31	4.41	61.9		
		3	4.64	4.59	4.69	73.6		
		4	5.34	5.29	5.39	102		

FORM X
IDENTIFICATION SUMMARY

Lab Name: TestAmerica North Canton Job No.: 240-1112-1

SDG No.:

Client Sample ID: DR-SB-32-02 Lab Sample ID: 240-1112-13

Instrument ID (1): A2HP12 Instrument ID (2): A2HP12

Date Analyzed (1): 07/02/2011 02:24 Date Analyzed (2): 07/02/2011 02:24

GC Column (1): CLP-2 ID: 0.53(mm) GC Column (2): CLP-1 ID: 0.53(mm)

ANALYTE	COL	PEAK	RT	RT WINDOW FROM	RT WINDOW TO	CONCENTRATION PEAK	CONCENTRATION MEAN	RPD
Aroclor-1260	1	1	5.15	5.10	5.20	547	310	34.1
		2	5.38	5.33	5.43	277		
		3	5.85	5.80	5.90	241		
		4	6.44	6.39	6.49	264		
		5	6.82	6.77	6.87	240		
	2	1	4.07	4.02	4.12	249	220	
		2	4.36	4.31	4.41	208		
		3	4.64	4.59	4.69	198		
		4	5.34	5.29	5.39	197		
		5	5.62	5.57	5.67	259		

FORM X
IDENTIFICATION SUMMARY

Lab Name: TestAmerica North Canton Job No.: 240-1112-1

SDG No.:

Client Sample ID: DR-SB-35-02 Lab Sample ID: 240-1112-19

Instrument ID (1): A2HP12 Instrument ID (2): A2HP12

Date Analyzed (1): 07/02/2011 04:21 Date Analyzed (2): 07/02/2011 04:21

GC Column (1): CLP-2 ID: 0.53(mm) GC Column (2): CLP-1 ID: 0.53(mm)

ANALYTE	COL	PEAK	RT	RT WINDOW FROM	RT WINDOW TO	CONCENTRATION PEAK	CONCENTRATION MEAN	RPD
Aroclor-1260	1	1	5.15	5.10	5.20	61.9	35	24.3
		2	5.38	5.33	5.43	32.2		
		3	5.85	5.80	5.90	27.8		
		4	6.44	6.39	6.49	29.2		
		5	6.82	6.77	6.87	25.4		
	2	1	4.07	4.02	4.12	21.8	28	
		2	4.36	4.31	4.41	22.9		
		3	4.64	4.59	4.69	31.0		
		4	5.34	5.29	5.39	20.2		
		5	5.62	5.57	5.67	42.3		

GC VOA ANALYSIS RUN LOG

Lab Name: TestAmerica Chicago Job No.: 240-1112-1

SDG No.:

Instrument ID: INST13-14 Start Date: 06/03/2011 12:11

Analysis Batch Number: 115481 End Date: 06/03/2011 16:13

LAB SAMPLE ID	CLIENT SAMPLE ID	DATE ANALYZED	DILUTION FACTOR	LAB FILE ID	COLUMN ID
IC 500-115481/2		06/03/2011 12:11	1	06031114_019.d	DB624 0.2(mm)
IC 500-115481/3		06/03/2011 12:46	1	06031114_020.d	DB624 0.2(mm)
IC 500-115481/4		06/03/2011 13:21	1	06031114_021.d	DB624 0.2(mm)
IC 500-115481/5		06/03/2011 13:55	1	06031114_022.d	DB624 0.2(mm)
IC 500-115481/6		06/03/2011 14:30	1	06031114_023.d	DB624 0.2(mm)
IC 500-115481/7		06/03/2011 15:04	1	06031114_024.d	DB624 0.2(mm)
IC 500-115481/8		06/03/2011 15:39	1	06031114_025.d	DB624 0.2(mm)
ICV 500-115481/9		06/03/2011 16:13	1	06031114_026.d	DB624 0.2(mm)

GC VOA ANALYSIS RUN LOG

Lab Name: TestAmerica Chicago Job No.: 240-1112-1

SDG No.:

Instrument ID: INST13-14 Start Date: 06/05/2011 06:54

Analysis Batch Number: 115519 End Date: 06/05/2011 10:56

LAB SAMPLE ID	CLIENT SAMPLE ID	DATE ANALYZED	DILUTION FACTOR	LAB FILE ID	COLUMN ID
IC 500-115519/2		06/05/2011 06:54	1	06051114_002.d	DB624 0.2(mm)
IC 500-115519/3		06/05/2011 07:29	1	06051114_003.d	DB624 0.2(mm)
IC 500-115519/4		06/05/2011 08:03	1	06051114_004.d	DB624 0.2(mm)
IC 500-115519/5		06/05/2011 08:38	1	06051114_005.d	DB624 0.2(mm)
IC 500-115519/6		06/05/2011 09:12	1	06051114_006.d	DB624 0.2(mm)
IC 500-115519/7		06/05/2011 09:47	1	06051114_007.d	DB624 0.2(mm)
IC 500-115519/8		06/05/2011 10:21	1	06051114_008.d	DB624 0.2(mm)
ICV 500-115519/9		06/05/2011 10:56	1	06051114_009.d	DB624 0.2(mm)

GC VOA ANALYSIS RUN LOG

Lab Name: TestAmerica Chicago Job No.: 240-1112-1

SDG No.:

Instrument ID: INST13-14 Start Date: 06/22/2011 06:15

Analysis Batch Number: 117225 End Date: 06/22/2011 10:59

LAB SAMPLE ID	CLIENT SAMPLE ID	DATE ANALYZED	DILUTION FACTOR	LAB FILE ID	COLUMN ID
ZZZZZ		06/22/2011 06:15	1		DB624 0.2(mm)
CCV 500-117225/2		06/22/2011 06:51	1	06221114_002.d	DB624 0.2(mm)
MB 500-117225/3		06/22/2011 07:26	50	06221114_003.d	DB624 0.2(mm)
LCS 500-117225/4		06/22/2011 08:01	50	06221114_004.d	DB624 0.2(mm)
240-1112-7	DR-SB-29-02	06/22/2011 08:37	50	06221114_005.d	DB624 0.2(mm)
240-1112-7 MS	DR-SB-29-02 MS	06/22/2011 09:13	50	06221114_006.d	DB624 0.2(mm)
240-1112-7 MSD	DR-SB-29-02 MSD	06/22/2011 09:48	50	06221114_007.d	DB624 0.2(mm)
240-1112-12	DR-SB-31-14	06/22/2011 10:24	50	06221114_008.d	DB624 0.2(mm)
CCV 500-117225/9		06/22/2011 10:59	1	06221114_009.d	DB624 0.2(mm)

8015C

GC VOA ANALYSIS RUN LOG

Lab Name: TestAmerica Chicago Job No.: 240-1112-1

SDG No.:

Instrument ID: INST13-14 Start Date: 06/22/2011 11:35

Analysis Batch Number: 117229 End Date: 06/23/2011 02:58

LAB SAMPLE ID	CLIENT SAMPLE ID	DATE ANALYZED	DILUTION FACTOR	LAB FILE ID	COLUMN ID
ZZZZZ		06/22/2011 11:35	1		DB624 0.2(mm)
CCV 500-117229/2		06/22/2011 12:10	1	06221114_011.d	DB624 0.2(mm)
MB 500-117229/3		06/22/2011 12:46	1	06221114_012.d	DB624 0.2(mm)
LCS 500-117229/4		06/22/2011 13:22	1	06221114_013.d	DB624 0.2(mm)
240-1112-1	DR-SB-26-02	06/22/2011 13:57	1	06221114_014.d	DB624 0.2(mm)
240-1112-1 MS	DR-SB-26-02 MS	06/22/2011 14:33	1	06221114_015.d	DB624 0.2(mm)
240-1112-1 MSD	DR-SB-26-02 MSD	06/22/2011 15:08	1	06221114_016.d	DB624 0.2(mm)
240-1112-2	DR-SB-26-10	06/22/2011 15:44	1	06221114_017.d	DB624 0.2(mm)
240-1112-3	DR-SB-27-02	06/22/2011 16:19	1	06221114_018.d	DB624 0.2(mm)
240-1112-4	DR-SB-27-10	06/22/2011 16:55	1	06221114_019.d	DB624 0.2(mm)
240-1112-5	DR-SB-28-02	06/22/2011 17:31	1	06221114_020.d	DB624 0.2(mm)
240-1112-6	DR-SB-28-10	06/22/2011 18:06	1	06221114_021.d	DB624 0.2(mm)
CCV 500-117229/13		06/22/2011 18:42	1	06221114_022.d	DB624 0.2(mm)
ZZZZZ		06/22/2011 19:17	1		DB624 0.2(mm)
ZZZZZ		06/22/2011 19:53	1		DB624 0.2(mm)
ZZZZZ		06/22/2011 20:28	1		DB624 0.2(mm)
ZZZZZ		06/22/2011 21:03	1		DB624 0.2(mm)
ZZZZZ		06/22/2011 21:39	1		DB624 0.2(mm)
ZZZZZ		06/22/2011 22:15	1		DB624 0.2(mm)
ZZZZZ		06/22/2011 22:50	1		DB624 0.2(mm)
ZZZZZ		06/22/2011 23:26	1		DB624 0.2(mm)
ZZZZZ		06/23/2011 00:01	1		DB624 0.2(mm)
ZZZZZ		06/23/2011 00:37	1		DB624 0.2(mm)
CCV 500-117229/24		06/23/2011 01:12	1		DB624 0.2(mm)
ZZZZZ		06/23/2011 01:47	1		DB624 0.2(mm)
ZZZZZ		06/23/2011 02:23	1		DB624 0.2(mm)
CCV 500-117229/27		06/23/2011 02:58	1		DB624 0.2(mm)

GC VOA ANALYSIS RUN LOG

Lab Name: TestAmerica Chicago Job No.: 240-1112-1

SDG No.:

Instrument ID: INST13-14 Start Date: 06/23/2011 13:06

Analysis Batch Number: 117437 End Date: 06/24/2011 00:21

LAB SAMPLE ID	CLIENT SAMPLE ID	DATE ANALYZED	DILUTION FACTOR	LAB FILE ID	COLUMN ID
ZZZZZ		06/23/2011 13:06	1		DB624 0.2(mm)
CCV 500-117437/2		06/23/2011 13:41	1	06231114_002.d	DB624 0.2(mm)
MB 500-117437/3		06/23/2011 14:17	1	06231114_003.d	DB624 0.2(mm)
LCS 500-117437/4		06/23/2011 14:52	1	06231114_004.d	DB624 0.2(mm)
240-1112-8	DR-SB-29-10	06/23/2011 15:28	1	06231114_005.d	DB624 0.2(mm)
240-1112-8 MS	DR-SB-29-10 MS	06/23/2011 16:03	1	06231114_006.d	DB624 0.2(mm)
240-1112-8 MSD	DR-SB-29-10 MSD	06/23/2011 16:39	1	06231114_007.d	DB624 0.2(mm)
240-1112-9	DR-SB-30-02	06/23/2011 17:15	1	06231114_008.d	DB624 0.2(mm)
240-1112-10	DR-SB-30-08	06/23/2011 17:50	1	06231114_009.d	DB624 0.2(mm)
240-1112-11	DR-SB-31-02	06/23/2011 18:26	1	06231114_010.d	DB624 0.2(mm)
240-1112-13	DR-SB-32-02	06/23/2011 19:01	1	06231114_011.d	DB624 0.2(mm)
240-1112-14	DR-SB-32-12	06/23/2011 19:37	1	06231114_012.d	DB624 0.2(mm)
CCV 500-117437/13		06/23/2011 20:12	1	06231114_013.d	DB624 0.2(mm)
240-1112-15	DR-SB-33-02	06/23/2011 20:48	1	06231114_014.d	DB624 0.2(mm)
240-1112-16	DR-SB-33-12	06/23/2011 21:23	1	06231114_015.d	DB624 0.2(mm)
240-1112-17	DR-SB-34-02	06/23/2011 21:59	1	06231114_016.d	DB624 0.2(mm)
240-1112-18	DR-SB-34-08	06/23/2011 22:34	1	06231114_017.d	DB624 0.2(mm)
240-1112-19	DR-SB-35-02	06/23/2011 23:10	1	06231114_018.d	DB624 0.2(mm)
240-1112-20	DR-SB-35-10	06/23/2011 23:45	1	06231114_019.d	DB624 0.2(mm)
CCV 500-117437/20		06/24/2011 00:21	1	06231114_020.d	DB624 0.2(mm)

FORM VI
GC VOA INITIAL CALIBRATION DATA
EXTERNAL STANDARD RETENTION TIME SUMMARY

Lab Name: TestAmerica Chicago Job No.: 240-1112-1 Analy Batch No.: 115481

SDG No.:

Instrument ID: INST13-14 GC Column: DB624 ID: 0.2(mm) Heated Purge: (Y/N) Y

Calibration Start Date: 06/03/2011 12:11 Calibration End Date: 06/03/2011 15:39 Calibration ID: 4716

Calibration Files:

LEVEL:	LAB SAMPLE ID:	LAB FILE ID:
Level 1	IC 500-115481/2	06031114_019.d
Level 2	IC 500-115481/3	06031114_020.d
Level 3	IC 500-115481/4	06031114_021.d
Level 4	IC 500-115481/5	06031114_022.d
Level 5	IC 500-115481/6	06031114_023.d
Level 6	IC 500-115481/7	06031114_024.d
Level 7	IC 500-115481/8	06031114_025.d

ANALYTE	LVL 1	LVL 2	LVL 3	LVL 4	LVL 5	LVL 6	LVL 7	RT WINDOW	AVG RT
Gasoline Range Organics (C6-C9)	13.611	13.611	13.611	13.611	13.611	13.611	13.611	6.071 - 21.152	13.611
Gasoline Range Organics (GRO)-C5-C12	14.725	14.725	14.725	14.725	14.725	14.725	14.725	4.514 - 24.935	14.725
Gasoline Range Organics (GRO)-C6-C12	15.503	15.503	15.503	15.503	15.503	15.503	15.503	6.071 - 24.935	15.503
Gasoline Range Organics (GRO)-C6-C10	16.245	16.245	16.245	16.245	16.245	16.245	16.245	6.071 - 26.420	16.245
a,a,a-Trifluorotoluene	11.808	11.808	11.808	11.808	11.817	11.808	11.808	11.717 - 11.917	11.809
4-Bromofluorobenzene	19.400	19.400	19.392	19.400	19.400	19.400	19.400	19.300 - 19.500	19.399

FORM VI
GC VOA INITIAL CALIBRATION DATA
EXTERNAL STANDARD CURVE EVALUTION

Lab Name: TestAmerica Chicago Job No.: 240-1112-1 Analy Batch No.: 115481

SDG No.:

Instrument ID: INST13-14 GC Column: DB624 ID: 0.2(mm) Heated Purge: (Y/N) Y

Calibration Start Date: 06/03/2011 12:11 Calibration End Date: 06/03/2011 15:39 Calibration ID: 4716

Calibration Files:

LEVEL:	LAB SAMPLE ID:	LAB FILE ID:
Level 1	IC 500-115481/2	06031114_019.d
Level 2	IC 500-115481/3	06031114_020.d
Level 3	IC 500-115481/4	06031114_021.d
Level 4	IC 500-115481/5	06031114_022.d
Level 5	IC 500-115481/6	06031114_023.d
Level 6	IC 500-115481/7	06031114_024.d
Level 7	IC 500-115481/8	06031114_025.d

ANALYTE	CF				CURVE TYPE	COEFFICIENT			#	MIN CF	%RSD	#	MAX %RSD	R^2 OR COD	#	MIN R^2 OR COD
	LVL 1 LVL 5	LVL 2 LVL 6	LVL 3 LVL 7	LVL 4		B	M1	M2								
Gasoline Range Organics (C6-C9)	8882.4 7446.7	7791.0 7540.6	7587.8 7219.6	7322.1	Lin2	30936.3054	7285.80266							1.0000		0.9900
Gasoline Range Organics (GRO)-C5-C12	11032 8410.0	9084.4 8503.4	8692.9 8133.7	8253.8	Lin2	55917.2347	8152.55191							0.9990		0.9900
Gasoline Range Organics (GRO)-C6-C12	10706 8080.7	8750.3 8174.9	8387.0 7822.0	7965.0	Lin2	55653.5982	7838.30756							0.9990		0.9900
Gasoline Range Organics (GRO)-C6-C10	11136 8173.8	8876.7 8263.5	8500.1 7911.3	8060.4	Lin2	62452.3887	7898.60895							0.9990		0.9900
a,a,a-Trifluorotoluene	9950.0 8688.5	8928.4 8672.5	8699.0 8417.1	8729.6	Lin2	70.7532755	534.365942							1.0000		0.9900
4-Bromofluorobenzene	6652.0 6080.3	5808.8 6199.9	5708.6 6047.0	6045.3	Lin2	79.5610807	550.644503							0.9990		0.9900

Note: The m1 coefficient is the same as Ave CF for an Ave curve type.

FORM VI
GC VOA INITIAL CALIBRATION DATA
EXTERNAL STANDARD CURVE EVALUTION

Lab Name: TestAmerica Chicago Job No.: 240-1112-1 Analy Batch No.: 115519

SDG No.:

Instrument ID: INST13-14 GC Column: DB624 ID: 0.2(mm) Heated Purge: (Y/N) N

Calibration Start Date: 06/05/2011 06:54 Calibration End Date: 06/05/2011 10:21 Calibration ID: 4723

Calibration Files:

LEVEL:	LAB SAMPLE ID:	LAB FILE ID:
Level 1	IC 500-115519/2	06051114_002.d
Level 2	IC 500-115519/3	06051114_003.d
Level 3	IC 500-115519/4	06051114_004.d
Level 4	IC 500-115519/5	06051114_005.d
Level 5	IC 500-115519/6	06051114_006.d
Level 6	IC 500-115519/7	06051114_007.d
Level 7	IC 500-115519/8	06051114_008.d

ANALYTE	CF				CURVE TYPE	COEFFICIENT			#	MIN CF	%RSD	#	MAX %RSD	R^2 OR COD	#	MIN R^2 OR COD
	LVL 1 LVL 5	LVL 2 LVL 6	LVL 3 LVL 7	LVL 4		B	M1	M2								
Gasoline Range Organics (C6-C9)	9526.9 7428.6	8532.4 7371.1	7993.4 7402.5	7688.1	Lin2	44314.5933	7421.04324							1.0000		0.9900
Gasoline Range Organics (GRO)-C5-C12	11492 8445.3	10128 8379.4	9244.2 8419.4	8774.9	Lin2	64696.9101	8435.66902							0.9990		0.9900
Gasoline Range Organics (GRO)-C6-C12	11113 8061.5	9681.5 7881.6	8836.6 8050.1	8383.7	Lin2	65210.7264	8018.30195							0.9990		0.9900
Gasoline Range Organics (GRO)-C6-C10	11435 8146.5	9846.4 7948.1	8933.3 8137.5	8482.0	Lin2	70228.5153	8085.16808							0.9990		0.9900
a,a,a-Trifluorotoluene	646.00 546.55	590.80 547.07	570.40 532.38	570.80	Lin2	104.324624	545.123513							1.0000		0.9900
4-Bromofluorobenzene	620.00 538.75	565.60 523.00	544.00 531.68	558.50	Lin2	87.9837466	531.837997							1.0000		0.9900

Note: The m1 coefficient is the same as Ave CF for an Ave curve type.

FORM VII
GC VOA CONTINUING CALIBRATION DATA

Lab Name: TestAmerica Chicago Job No.: 240-1112-1

SDG No.:

Lab Sample ID: ICV 500-115481/9 Calibration Date: 06/03/2011 16:13

Instrument ID: INST13-14 Calib Start Date: 06/03/2011 12:11

GC Column: DB624 ID: 0.20(mm) Calib End Date: 06/03/2011 15:39

Lab File ID: 06031114_026.d Conc. Units: ug/L Heated Purge: (Y/N) Y

ANALYTE	CURVE TYPE	AVE CF	CF	MIN CF	CALC AMOUNT	SPIKE AMOUNT	%D	MAX %D
Gasoline Range Organics (C6-C9)	Lin2		7521		202	200	1.1	15.0
Gasoline Range Organics (GRO)-C5-C12	Lin2		8385		199	200	-0.6	15.0
Gasoline Range Organics (GRO)-C6-C12	Lin2		8147		201	200	0.4	15.0
Gasoline Range Organics (GRO)-C6-C10	Lin2		8223		200	200	0.2	15.0
a,a,a-Trifluorotoluene	Lin2		8451		20.4	20.0	2.0	15.0
4-Bromofluorobenzene	Lin2		5788		19.8	20.0	-1.0	15.0

FORM VII
GC VOA CONTINUING CALIBRATION RETENTION TIME SUMMARY

Lab Name: TestAmerica Chicago Job No.: 240-1112-1

SDG No.:

Lab Sample ID: ICV 500-115481/9 Calibration Date: 06/03/2011 16:13

Instrument ID: INST13-14 Calib Start Date: 06/03/2011 12:11

GC Column: DB624 ID: 0.20(mm) Calib End Date: 06/03/2011 15:39

Lab File ID: 06031114_026.d Heated Purge: (Y/N) Y

Analyte	RT	RT WINDOW	
		TO	FROM
Gasoline Range Organics (C6-C9)	13.61	6.07	21.15
Gasoline Range Organics (GRO)-C5-C12	14.73	4.51	24.94
Gasoline Range Organics (GRO)-C6-C12	15.50	6.07	24.94
Gasoline Range Organics (GRO)-C6-C10	16.25	6.07	26.42
a,a,a-Trifluorotoluene	11.81	11.72	11.92
4-Bromofluorobenzene	19.39	19.30	19.50

FORM VII
GC VOA CONTINUING CALIBRATION DATA

Lab Name: TestAmerica Chicago Job No.: 240-1112-1

SDG No.:

Lab Sample ID: ICV 500-115519/9 Calibration Date: 06/05/2011 10:56

Instrument ID: INST13-14 Calib Start Date: 06/05/2011 06:54

GC Column: DB624 ID: 0.20(mm) Calib End Date: 06/05/2011 10:21

Lab File ID: 06051114_009.d Conc. Units: ug/L Heated Purge: (Y/N) N

ANALYTE	CURVE TYPE	AVE CF	CF	MIN CF	CALC AMOUNT	SPIKE AMOUNT	%D	MAX %D
Gasoline Range Organics (C6-C9)	Lin2		7986		209	200	4.7	15.0
Gasoline Range Organics (GRO)-C5-C12	Lin2		8958		205	200	2.4	15.0
Gasoline Range Organics (GRO)-C6-C12	Lin2		8631		207	200	3.5	15.0
Gasoline Range Organics (GRO)-C6-C10	Lin2		8699		207	200	3.3	15.0
a,a,a-Trifluorotoluene	Lin2		566.3		20.6	20.0	3.0	15.0
4-Bromofluorobenzene	Lin2		537.7		20.1	20.0	0.5	15.0

FORM VII
GC VOA CONTINUING CALIBRATION RETENTION TIME SUMMARY

Lab Name: TestAmerica Chicago Job No.: 240-1112-1

SDG No.:

Lab Sample ID: ICV 500-115519/9 Calibration Date: 06/05/2011 10:56

Instrument ID: INST13-14 Calib Start Date: 06/05/2011 06:54

GC Column: DB624 ID: 0.20(mm) Calib End Date: 06/05/2011 10:21

Lab File ID: 06051114_009.d Heated Purge: (Y/N) N

Analyte	RT	RT WINDOW	
		TO	FROM
Gasoline Range Organics (C6-C9)	13.62	6.07	21.16
Gasoline Range Organics (GRO)-C5-C12	14.72	4.50	24.94
Gasoline Range Organics (GRO)-C6-C12	15.51	6.07	24.94
Gasoline Range Organics (GRO)-C6-C10	16.25	6.07	26.43
a,a,a-Trifluorotoluene	11.81	11.72	11.92
4-Bromofluorobenzene	19.39	19.30	19.50

FORM VII
GC VOA CONTINUING CALIBRATION DATA

Lab Name: TestAmerica Chicago Job No.: 240-1112-1

SDG No.:

Lab Sample ID: CCV 500-117225/2 Calibration Date: 06/22/2011 06:51

Instrument ID: INST13-14 Calib Start Date: 06/05/2011 06:54

GC Column: DB624 ID: 0.20(mm) Calib End Date: 06/05/2011 10:21

Lab File ID: 06221114_002.d Conc. Units: ug/L Heated Purge: (Y/N) N

ANALYTE	CURVE TYPE	AVE CF	CF	MIN CF	CALC AMOUNT	SPIKE AMOUNT	%D	MAX %D
Gasoline Range Organics (C6-C9)	Lin2		7908		420	400	5.1	15.0
Gasoline Range Organics (GRO)-C5-C12	Lin2		9045		421	400	5.3	15.0
Gasoline Range Organics (GRO)-C6-C12	Lin2		8578		420	400	5.0	15.0
Gasoline Range Organics (GRO)-C6-C10	Lin2		8674		420	400	5.1	15.0
a,a,a-Trifluorotoluene	Lin2		573.5		20.8	20.0	4.0	15.0
4-Bromofluorobenzene	Lin2		563.2		21.0	20.0	5.0	15.0

FORM VII
GC VOA CONTINUING CALIBRATION RETENTION TIME SUMMARY

Lab Name: TestAmerica Chicago Job No.: 240-1112-1

SDG No.:

Lab Sample ID: CCV 500-117225/2 Calibration Date: 06/22/2011 06:51

Instrument ID: INST13-14 Calib Start Date: 06/05/2011 06:54

GC Column: DB624 ID: 0.20(mm) Calib End Date: 06/05/2011 10:21

Lab File ID: 06221114_002.d Heated Purge: (Y/N) N

Analyte	RT	RT WINDOW	
		TO	FROM
Gasoline Range Organics (C6-C9)	13.60	6.05	21.15
Gasoline Range Organics (GRO)-C5-C12	14.71	4.49	24.93
Gasoline Range Organics (GRO)-C6-C12	15.49	6.05	24.93
Gasoline Range Organics (GRO)-C6-C10	16.24	6.05	26.42
a,a,a-Trifluorotoluene	11.79	11.70	11.90
4-Bromofluorobenzene	19.38	19.29	19.49

FORM VII
GC VOA CONTINUING CALIBRATION DATA

Lab Name: TestAmerica Chicago Job No.: 240-1112-1

SDG No.:

Lab Sample ID: CCV 500-117225/9 Calibration Date: 06/22/2011 10:59

Instrument ID: INST13-14 Calib Start Date: 06/05/2011 06:54

GC Column: DB624 ID: 0.20(mm) Calib End Date: 06/05/2011 10:21

Lab File ID: 06221114_009.d Conc. Units: ug/L Heated Purge: (Y/N) N

ANALYTE	CURVE TYPE	AVE CF	CF	MIN CF	CALC AMOUNT	SPIKE AMOUNT	%D	MAX %D
Gasoline Range Organics (C6-C9)	Lin2		7791		414	400	3.5	15.0
Gasoline Range Organics (GRO)-C5-C12	Lin2		8884		414	400	3.4	15.0
Gasoline Range Organics (GRO)-C6-C12	Lin2		8472		415	400	3.6	15.0
Gasoline Range Organics (GRO)-C6-C10	Lin2		8564		415	400	3.8	15.0
a,a,a-Trifluorotoluene	Lin2		551.2		20.0	20.0	0.0	15.0
4-Bromofluorobenzene	Lin2		546.3		20.4	20.0	2.0	15.0

FORM VII
GC VOA CONTINUING CALIBRATION RETENTION TIME SUMMARY

Lab Name: TestAmerica Chicago
Job No.: 240-1112-1
SDG No.:
Lab Sample ID: CCV 500-117225/9
Calibration Date: 06/22/2011 10:59
Instrument ID: INST13-14
Calib Start Date: 06/05/2011 06:54
GC Column: DB624 ID: 0.20(mm)
Calib End Date: 06/05/2011 10:21
Lab File ID: 06221114_009.d
Heated Purge: (Y/N) N

Analyte	RT	RT WINDOW	
		TO	FROM
Gasoline Range Organics (C6-C9)	13.60	6.05	21.15
Gasoline Range Organics (GRO)-C5-C12	14.71	4.49	24.93
Gasoline Range Organics (GRO)-C6-C12	15.49	6.05	24.93
Gasoline Range Organics (GRO)-C6-C10	16.24	6.05	26.42
a,a,a-Trifluorotoluene	11.78	11.70	11.90
4-Bromofluorobenzene	19.38	19.29	19.49

FORM VII
GC VOA CONTINUING CALIBRATION DATA

Lab Name: TestAmerica Chicago Job No.: 240-1112-1

SDG No.:

Lab Sample ID: CCV 500-117229/2 Calibration Date: 06/22/2011 12:10

Instrument ID: INST13-14 Calib Start Date: 06/03/2011 12:11

GC Column: DB624 ID: 0.20(mm) Calib End Date: 06/03/2011 15:39

Lab File ID: 06221114_011.d Conc. Units: ug/L Heated Purge: (Y/N) Y

ANALYTE	CURVE TYPE	AVE CF	CF	MIN CF	CALC AMOUNT	SPIKE AMOUNT	%D	MAX %D
Gasoline Range Organics (C6-C9)	Lin2		7832		426	400	6.5	15.0
Gasoline Range Organics (GRO)-C5-C12	Lin2		8872		428	400	7.1	15.0
Gasoline Range Organics (GRO)-C6-C12	Lin2		8524		428	400	7.0	15.0
Gasoline Range Organics (GRO)-C6-C10	Lin2		8632		429	400	7.3	15.0
a,a,a-Trifluorotoluene	Lin2		9154		21.4	20.0	7.0	15.0
4-Bromofluorobenzene	Lin2		6489		21.5	20.0	7.5	15.0

FORM VII
GC VOA CONTINUING CALIBRATION RETENTION TIME SUMMARY

Lab Name: TestAmerica Chicago Job No.: 240-1112-1

SDG No.:

Lab Sample ID: CCV 500-117229/2 Calibration Date: 06/22/2011 12:10

Instrument ID: INST13-14 Calib Start Date: 06/03/2011 12:11

GC Column: DB624 ID: 0.20(mm) Calib End Date: 06/03/2011 15:39

Lab File ID: 06221114_011.d Heated Purge: (Y/N) Y

Analyte	RT	RT WINDOW	
		TO	FROM
Gasoline Range Organics (C6-C9)	13.59	6.04	21.13
Gasoline Range Organics (GRO)-C5-C12	14.70	4.49	24.92
Gasoline Range Organics (GRO)-C6-C12	15.48	6.04	24.92
Gasoline Range Organics (GRO)-C6-C10	16.22	6.04	26.40
a,a,a-Trifluorotoluene	11.78	11.68	11.88
4-Bromofluorobenzene	19.38	19.27	19.47

FORM VII
GC VOA CONTINUING CALIBRATION DATA

Lab Name: TestAmerica Chicago Job No.: 240-1112-1

SDG No.:

Lab Sample ID: CCV 500-117229/13 Calibration Date: 06/22/2011 18:42

Instrument ID: INST13-14 Calib Start Date: 06/03/2011 12:11

GC Column: DB624 ID: 0.20(mm) Calib End Date: 06/03/2011 15:39

Lab File ID: 06221114_022.d Conc. Units: ug/L Heated Purge: (Y/N) Y

ANALYTE	CURVE TYPE	AVE CF	CF	MIN CF	CALC AMOUNT	SPIKE AMOUNT	%D	MAX %D
Gasoline Range Organics (C6-C9)	Lin2		7539		410	400	2.4	15.0
Gasoline Range Organics (GRO)-C5-C12	Lin2		8535		412	400	3.0	15.0
Gasoline Range Organics (GRO)-C6-C12	Lin2		8108		407	400	1.7	15.0
Gasoline Range Organics (GRO)-C6-C10	Lin2		8187		407	400	1.7	15.0
a,a,a-Trifluorotoluene	Lin2		8766		20.3	20.0	1.5	15.0
4-Bromofluorobenzene	Lin2		6105		20.3	20.0	1.5	15.0

FORM VII
GC VOA CONTINUING CALIBRATION RETENTION TIME SUMMARY

Lab Name: TestAmerica Chicago Job No.: 240-1112-1

SDG No.:

Lab Sample ID: CCV 500-117229/13 Calibration Date: 06/22/2011 18:42

Instrument ID: INST13-14 Calib Start Date: 06/03/2011 12:11

GC Column: DB624 ID: 0.20(mm) Calib End Date: 06/03/2011 15:39

Lab File ID: 06221114_022.d Heated Purge: (Y/N) Y

Analyte	RT	RT WINDOW	
		TO	FROM
Gasoline Range Organics (C6-C9)	13.59	6.04	21.13
Gasoline Range Organics (GRO)-C5-C12	14.70	4.49	24.92
Gasoline Range Organics (GRO)-C6-C12	15.48	6.04	24.92
Gasoline Range Organics (GRO)-C6-C10	16.22	6.04	26.40
a,a,a-Trifluorotoluene	11.78	11.68	11.88
4-Bromofluorobenzene	19.38	19.27	19.47

FORM VII
GC VOA CONTINUING CALIBRATION DATA

Lab Name: TestAmerica Chicago Job No.: 240-1112-1

SDG No.:

Lab Sample ID: CCV 500-117437/2 Calibration Date: 06/23/2011 13:41

Instrument ID: INST13-14 Calib Start Date: 06/03/2011 12:11

GC Column: DB624 ID: 0.20(mm) Calib End Date: 06/03/2011 15:39

Lab File ID: 06231114_002.d Conc. Units: ug/L Heated Purge: (Y/N) Y

ANALYTE	CURVE TYPE	AVE CF	CF	MIN CF	CALC AMOUNT	SPIKE AMOUNT	%D	MAX %D
Gasoline Range Organics (C6-C9)	Lin2		7856		427	400	6.8	15.0
Gasoline Range Organics (GRO)-C5-C12	Lin2		8947		432	400	8.0	15.0
Gasoline Range Organics (GRO)-C6-C12	Lin2		8548		429	400	7.3	15.0
Gasoline Range Organics (GRO)-C6-C10	Lin2		8657		431	400	7.6	15.0
a,a,a-Trifluorotoluene	Lin2		9133		21.4	20.0	7.0	15.0
4-Bromofluorobenzene	Lin2		6351		21.2	20.0	6.0	15.0

FORM VII
GC VOA CONTINUING CALIBRATION RETENTION TIME SUMMARY

Lab Name: TestAmerica Chicago Job No.: 240-1112-1

SDG No.:

Lab Sample ID: CCV 500-117437/2 Calibration Date: 06/23/2011 13:41

Instrument ID: INST13-14 Calib Start Date: 06/03/2011 12:11

GC Column: DB624 ID: 0.20(mm) Calib End Date: 06/03/2011 15:39

Lab File ID: 06231114_002.d Heated Purge: (Y/N) Y

Analyte	RT	RT WINDOW	
		TO	FROM
Gasoline Range Organics (C6-C9)	13.61	6.07	21.16
Gasoline Range Organics (GRO)-C5-C12	14.73	4.51	24.94
Gasoline Range Organics (GRO)-C6-C12	15.50	6.07	24.94
Gasoline Range Organics (GRO)-C6-C10	16.25	6.07	26.43
a,a,a-Trifluorotoluene	11.80	11.71	11.91
4-Bromofluorobenzene	19.39	19.30	19.50

FORM VII
GC VOA CONTINUING CALIBRATION DATA

Lab Name: TestAmerica Chicago Job No.: 240-1112-1

SDG No.:

Lab Sample ID: CCV 500-117437/13 Calibration Date: 06/23/2011 20:12

Instrument ID: INST13-14 Calib Start Date: 06/03/2011 12:11

GC Column: DB624 ID: 0.20(mm) Calib End Date: 06/03/2011 15:39

Lab File ID: 06231114_013.d Conc. Units: ug/L Heated Purge: (Y/N) Y

ANALYTE	CURVE TYPE	AVE CF	CF	MIN CF	CALC AMOUNT	SPIKE AMOUNT	%D	MAX %D
Gasoline Range Organics (C6-C9)	Lin2		7563		411	400	2.8	15.0
Gasoline Range Organics (GRO)-C5-C12	Lin2		8588		415	400	3.6	15.0
Gasoline Range Organics (GRO)-C6-C12	Lin2		8233		413	400	3.3	15.0
Gasoline Range Organics (GRO)-C6-C10	Lin2		8326		414	400	3.5	15.0
a,a,a-Trifluorotoluene	Lin2		8783		20.6	20.0	3.0	15.0
4-Bromofluorobenzene	Lin2		6175		20.4	20.0	2.0	15.0

FORM VII
GC VOA CONTINUING CALIBRATION RETENTION TIME SUMMARY

Lab Name: TestAmerica Chicago
Job No.: 240-1112-1
SDG No.:
Lab Sample ID: CCV 500-117437/13
Calibration Date: 06/23/2011 20:12
Instrument ID: INST13-14
Calib Start Date: 06/03/2011 12:11
GC Column: DB624 ID: 0.20(mm)
Calib End Date: 06/03/2011 15:39
Lab File ID: 06231114_013.d
Heated Purge: (Y/N) Y

Analyte	RT	RT WINDOW	
		TO	FROM
Gasoline Range Organics (C6-C9)	13.61	6.07	21.16
Gasoline Range Organics (GRO)-C5-C12	14.73	4.51	24.94
Gasoline Range Organics (GRO)-C6-C12	15.50	6.07	24.94
Gasoline Range Organics (GRO)-C6-C10	16.25	6.07	26.43
a,a,a-Trifluorotoluene	11.80	11.71	11.91
4-Bromofluorobenzene	19.39	19.30	19.50

FORM VII
GC VOA CONTINUING CALIBRATION DATA

Lab Name: TestAmerica Chicago Job No.: 240-1112-1

SDG No.:

Lab Sample ID: CCV 500-117437/20 Calibration Date: 06/24/2011 00:21

Instrument ID: INST13-14 Calib Start Date: 06/03/2011 12:11

GC Column: DB624 ID: 0.20(mm) Calib End Date: 06/03/2011 15:39

Lab File ID: 06231114_020.d Conc. Units: ug/L Heated Purge: (Y/N) Y

ANALYTE	CURVE TYPE	AVE CF	CF	MIN CF	CALC AMOUNT	SPIKE AMOUNT	%D	MAX %D
Gasoline Range Organics (C6-C9)	Lin2		7459		405	400	1.3	15.0
Gasoline Range Organics (GRO)-C5-C12	Lin2		8450		408	400	2.0	15.0
Gasoline Range Organics (GRO)-C6-C12	Lin2		8112		407	400	1.7	15.0
Gasoline Range Organics (GRO)-C6-C10	Lin2		8208		408	400	2.0	15.0
a,a,a-Trifluorotoluene	Lin2		8647		20.2	20.0	1.0	15.0
4-Bromofluorobenzene	Lin2		6080		20.2	20.0	1.0	15.0

FORM VII
GC VOA CONTINUING CALIBRATION RETENTION TIME SUMMARY

Lab Name: TestAmerica Chicago Job No.: 240-1112-1

SDG No.:

Lab Sample ID: CCV 500-117437/20 Calibration Date: 06/24/2011 00:21

Instrument ID: INST13-14 Calib Start Date: 06/03/2011 12:11

GC Column: DB624 ID: 0.20(mm) Calib End Date: 06/03/2011 15:39

Lab File ID: 06231114_020.d Heated Purge: (Y/N) Y

Analyte	RT	RT WINDOW	
		TO	FROM
Gasoline Range Organics (C6-C9)	13.61	6.07	21.16
Gasoline Range Organics (GRO)-C5-C12	14.73	4.51	24.94
Gasoline Range Organics (GRO)-C6-C12	15.50	6.07	24.94
Gasoline Range Organics (GRO)-C6-C10	16.25	6.07	26.43
a,a,a-Trifluorotoluene	11.80	11.71	11.91
4-Bromofluorobenzene	19.39	19.30	19.50

FORM IV
GC VOA METHOD BLANK SUMMARY

Lab Name: TestAmerica Chicago Job No.: 240-1112-1

SDG No.:

Lab Sample ID: MB 500-117225/3

Matrix: Solid Date Extracted:

Lab File ID:(1) 06221114_003.d Lab File ID:(2)

Date Analyzed:(1) 06/22/2011 07:26 Date Analyzed:(2)

Instrument ID:(1) INST13-14 Instrument ID:(2)

GC Column:(1) DB624 ID: 0.2(mm) GC Column:(2) ID:

THIS METHOD BLANK APPLIES TO THE FOLLOWING SAMPLES:

CLIENT SAMPLE ID	LAB SAMPLE ID	DATE ANALYZED 1	DATE ANALYZED 2
	LCS 500-117225/4	06/22/2011 08:01	
DR-SB-29-02	240-1112-7	06/22/2011 08:37	
DR-SB-29-02 MS	240-1112-7 MS	06/22/2011 09:13	
DR-SB-29-02 MSD	240-1112-7 MSD	06/22/2011 09:48	
DR-SB-31-14	240-1112-12	06/22/2011 10:24	

FORM I
GC VOA ORGANICS ANALYSIS DATA SHEET

Lab Name: TestAmerica Chicago | Job No.: 240-1112-1

SDG No.:

Client Sample ID: | Lab Sample ID: MB 500-117225/3

Matrix: Solid | Lab File ID: 06221114_003.d

Analysis Method: 8015C | Date Collected:

Sample wt/vol: 5(mL) | Date Analyzed: 06/22/2011 07:26

Soil Aliquot Vol: 5 (mL) | Dilution Factor: 50

Soil Extract Vol.: 5(mL) | GC Column: DB624 ID: 0.2(mm)

% Moisture: | Level: (low/med) Medium

Analysis Batch No.: 117225 | Units: ug/Kg

CAS NO.	COMPOUND NAME	RESULT	Q	RL	MDL
8006-61-9	Gasoline Range Organics (GRO)-C6-C10	2500	U	2500	1000

CAS NO.	SURROGATE	%REC	Q	LIMITS
98-08-8	a,a,a-Trifluorotoluene	106		70-130
460-00-4	4-Bromofluorobenzene	100		70-130

FORM IV
GC VOA METHOD BLANK SUMMARY

Lab Name: TestAmerica Chicago Job No.: 240-1112-1

SDG No.:

Lab Sample ID: MB 500-117229/3

Matrix: Solid Date Extracted: 06/22/2011 12:46

Lab File ID:(1) 06221114_012.d Lab File ID:(2)

Date Analyzed:(1) 06/22/2011 12:46 Date Analyzed:(2)

Instrument ID:(1) INST13-14 Instrument ID:(2)

GC Column:(1) DB624 ID: 0.2(mm) GC Column:(2) ID:

THIS METHOD BLANK APPLIES TO THE FOLLOWING SAMPLES:

CLIENT SAMPLE ID	LAB SAMPLE ID	DATE ANALYZED 1	DATE ANALYZED 2
	LCS 500-117229/4	06/22/2011 13:22	
DR-SB-26-02	240-1112-1	06/22/2011 13:57	
DR-SB-26-02 MS	240-1112-1 MS	06/22/2011 14:33	
DR-SB-26-02 MSD	240-1112-1 MSD	06/22/2011 15:08	
DR-SB-26-10	240-1112-2	06/22/2011 15:44	
DR-SB-27-02	240-1112-3	06/22/2011 16:19	
DR-SB-27-10	240-1112-4	06/22/2011 16:55	
DR-SB-28-02	240-1112-5	06/22/2011 17:31	
DR-SB-28-10	240-1112-6	06/22/2011 18:06	

FORM I
GC VOA ORGANICS ANALYSIS DATA SHEET

Lab Name: TestAmerica Chicago
Job No.: 240-1112-1
SDG No.:
Client Sample ID:
Lab Sample ID: MB 500-117229/3
Matrix: Solid
Lab File ID: 06221114_012.d
Analysis Method: 8015C
Date Collected:
Sample wt/vol: 5(g)
Date Analyzed: 06/22/2011 12:46
Soil Aliquot Vol:
Dilution Factor: 1
Soil Extract Vol.:
GC Column: DB624 ID: 0.2(mm)
% Moisture:
Level: (low/med) Low
Analysis Batch No.: 117229
Units: ug/Kg

CAS NO.	COMPOUND NAME	RESULT	Q	RL	MDL
8006-61-9	Gasoline Range Organics (GRO)-C6-C10	50	U	50	20

CAS NO.	SURROGATE	%REC	Q	LIMITS
98-08-8	a,a,a-Trifluorotoluene	108		64-116
460-00-4	4-Bromofluorobenzene	103		51-117

FORM IV
GC VOA METHOD BLANK SUMMARY

Lab Name: TestAmerica Chicago Job No.: 240-1112-1

SDG No.:

Lab Sample ID: MB 500-117437/3

Matrix: Solid Date Extracted: 06/23/2011 14:17

Lab File ID:(1) 06231114_003.d Lab File ID:(2)

Date Analyzed:(1) 06/23/2011 14:17 Date Analyzed:(2)

Instrument ID:(1) INST13-14 Instrument ID:(2)

GC Column:(1) DB624 ID: 0.2(mm) GC Column:(2) ID:

THIS METHOD BLANK APPLIES TO THE FOLLOWING SAMPLES:

CLIENT SAMPLE ID	LAB SAMPLE ID	DATE ANALYZED 1	DATE ANALYZED 2
	LCS 500-117437/4	06/23/2011 14:52	
DR-SB-29-10	240-1112-8	06/23/2011 15:28	
DR-SB-29-10 MS	240-1112-8 MS	06/23/2011 16:03	
DR-SB-29-10 MSD	240-1112-8 MSD	06/23/2011 16:39	
DR-SB-30-02	240-1112-9	06/23/2011 17:15	
DR-SB-30-08	240-1112-10	06/23/2011 17:50	
DR-SB-31-02	240-1112-11	06/23/2011 18:26	
DR-SB-32-02	240-1112-13	06/23/2011 19:01	
DR-SB-32-12	240-1112-14	06/23/2011 19:37	
DR-SB-33-02	240-1112-15	06/23/2011 20:48	
DR-SB-33-12	240-1112-16	06/23/2011 21:23	
DR-SB-34-02	240-1112-17	06/23/2011 21:59	
DR-SB-34-08	240-1112-18	06/23/2011 22:34	
DR-SB-35-02	240-1112-19	06/23/2011 23:10	
DR-SB-35-10	240-1112-20	06/23/2011 23:45	

FORM I
GC VOA ORGANICS ANALYSIS DATA SHEET

Lab Name: TestAmerica Chicago | Job No.: 240-1112-1

SDG No.:

Client Sample ID: | Lab Sample ID: MB 500-117437/3

Matrix: Solid | Lab File ID: 06231114_003.d

Analysis Method: 8015C | Date Collected:

Sample wt/vol: 5(g) | Date Analyzed: 06/23/2011 14:17

Soil Aliquot Vol: | Dilution Factor: 1

Soil Extract Vol.: | GC Column: DB624 ID: 0.2(mm)

% Moisture: | Level: (low/med) Low

Analysis Batch No.: 117437 | Units: ug/Kg

CAS NO.	COMPOUND NAME	RESULT	Q	RL	MDL
8006-61-9	Gasoline Range Organics (GRO)-C6-C10	50	U	50	20

CAS NO.	SURROGATE	%REC	Q	LIMITS
98-08-8	a,a,a-Trifluorotoluene	107		64-116
460-00-4	4-Bromofluorobenzene	103		51-117

FORM II
GC VOA SURROGATE RECOVERY

Lab Name: TestAmerica Chicago Job No.: 240-1112-1

SDG No.:

Matrix: Solid Level: Low

GC Column (1): DB624 ID: 0.2 (mm)

Client Sample ID	Lab Sample ID	TFT1	#	BFB1	#
DR-SB-26-02	240-1112-1	101		94	
DR-SB-26-10	240-1112-2	98		90	
DR-SB-27-02	240-1112-3	90		79	
DR-SB-27-10	240-1112-4	100		90	
DR-SB-28-02	240-1112-5	93		84	
DR-SB-28-10	240-1112-6	103		91	
DR-SB-29-10	240-1112-8	104		98	
DR-SB-30-02	240-1112-9	100		92	
DR-SB-30-08	240-1112-10	101		93	
DR-SB-31-02	240-1112-11	91		82	
DR-SB-32-02	240-1112-13	96		86	
DR-SB-32-12	240-1112-14	97		91	
DR-SB-33-02	240-1112-15	90		80	
DR-SB-33-12	240-1112-16	96		86	
DR-SB-34-02	240-1112-17	93		84	
DR-SB-34-08	240-1112-18	93		84	
DR-SB-35-02	240-1112-19	93		86	
DR-SB-35-10	240-1112-20	80		69	
	MB 500-117229/3	108		103	
	MB 500-117437/3	107		103	
	LCS 500-117229/4	106		104	
	LCS 500-117437/4	107		104	
DR-SB-26-02 MS	240-1112-1 MS	101		95	
DR-SB-29-10 MS	240-1112-8 MS	104		99	
DR-SB-26-02 MSD	240-1112-1 MSD	102		97	
DR-SB-29-10 MSD	240-1112-8 MSD	101		96	

	QC LIMITS
TFT = a,a,a-Trifluorotoluene	64-116
BFB = 4-Bromofluorobenzene	51-117

Column to be used to flag recovery values

FORM II 8015C

FORM II
GC VOA SURROGATE RECOVERY

Lab Name: TestAmerica Chicago Job No.: 240-1112-1

SDG No.:

Matrix: Solid Level: Medium

GC Column (1): DB624 ID: 0.2 (mm)

Client Sample ID	Lab Sample ID	TFT1	#	BFB1	#
DR-SB-29-02	240-1112-7	103		101	
DR-SB-31-14	240-1112-12	102		97	
	MB 500-117225/3	106		100	
	LCS 500-117225/4	104		101	
DR-SB-29-02 MS	240-1112-7 MS	103		99	
DR-SB-29-02 MSD	240-1112-7 MSD	103		99	

	QC LIMITS
TFT = a,a,a-Trifluorotoluene	70-130
BFB = 4-Bromofluorobenzene	70-130

Column to be used to flag recovery values

FORM II 8015C

FORM III
GC VOA LAB CONTROL SAMPLE RECOVERY

Lab Name: TestAmerica Chicago Job No.: 240-1112-1

SDG No.:

Matrix: Solid Level: Medium Lab File ID: 06221114_004.d

Lab ID: LCS 500-117225/4 Client ID:

COMPOUND	SPIKE ADDED (ug/Kg)	LCS CONCENTRATION (ug/Kg)	LCS % REC	QC LIMITS REC	#
Gasoline Range Organics (GRO) -C6-C10	20000	20300	102	70-130	

Column to be used to flag recovery and RPD values

FORM III 8015C

FORM III
GC VOA LAB CONTROL SAMPLE RECOVERY

Lab Name: TestAmerica Chicago Job No.: 240-1112-1

SDG No.:

Matrix: Solid Level: Low Lab File ID: 06221114_013.d

Lab ID: LCS 500-117229/4 Client ID:

COMPOUND	SPIKE ADDED (ug/Kg)	LCS CONCENTRATION (ug/Kg)	LCS % REC	QC LIMITS REC	#
Gasoline Range Organics (GRO) -C6-C10	400	401	100	70-130	

Column to be used to flag recovery and RPD values

FORM III 8015C

FORM III
GC VOA LAB CONTROL SAMPLE RECOVERY

Lab Name: TestAmerica Chicago Job No.: 240-1112-1

SDG No.:

Matrix: Solid Level: Low Lab File ID: 06231114_004.d

Lab ID: LCS 500-117437/4 Client ID:

COMPOUND	SPIKE ADDED (ug/Kg)	LCS CONCENTRATION (ug/Kg)	LCS % REC	QC LIMITS REC	#
Gasoline Range Organics (GRO) -C6-C10	400	415	104	70-130	

Column to be used to flag recovery and RPD values

FORM III 8015C

FORM III
GC VOA MATRIX SPIKE RECOVERY

Lab Name: TestAmerica Chicago Job No.: 240-1112-1

SDG No.:

Matrix: Solid Level: Low Lab File ID: 06221114_015.d

Lab ID: 240-1112-1 MS Client ID: DR-SB-26-02 MS

COMPOUND	SPIKE ADDED (ug/Kg)	SAMPLE CONCENTRATION (ug/Kg)	MS CONCENTRATION (ug/Kg)	MS % REC	QC LIMITS REC	#
Gasoline Range Organics (GRO) -C6-C10	463	58 U	440	95	70-130	

Column to be used to flag recovery and RPD values

FORM III 8015C

FORM III
GC VOA MATRIX SPIKE RECOVERY

Lab Name: TestAmerica Chicago Job No.: 240-1112-1

SDG No.:

Matrix: Solid Level: Medium Lab File ID: 06221114_006.d

Lab ID: 240-1112-7 MS Client ID: DR-SB-29-02 MS

COMPOUND	SPIKE ADDED (ug/Kg)	SAMPLE CONCENTRATION (ug/Kg)	MS CONCENTRATION (ug/Kg)	MS % REC	QC LIMITS REC	#
Gasoline Range Organics (GRO) -C6-C10	24200	7900	32500	101	70-130	

Column to be used to flag recovery and RPD values

FORM III 8015C

FORM III
GC VOA MATRIX SPIKE RECOVERY

Lab Name: TestAmerica Chicago Job No.: 240-1112-1

SDG No.:

Matrix: Solid Level: Low Lab File ID: 06231114_006.d

Lab ID: 240-1112-8 MS Client ID: DR-SB-29-10 MS

COMPOUND	SPIKE ADDED (ug/Kg)	SAMPLE CONCENTRATION (ug/Kg)	MS CONCENTRATION (ug/Kg)	MS % REC	QC LIMITS REC	#
Gasoline Range Organics (GRO) -C6-C10	480	60 U	483	101	70-130	

Column to be used to flag recovery and RPD values

FORM III 8015C

FORM III
GC VOA MATRIX SPIKE DUPLICATE RECOVERY

Lab Name: TestAmerica Chicago Job No.: 240-1112-1

SDG No.:

Matrix: Solid Level: Low Lab File ID: 06221114_016.d

Lab ID: 240-1112-1 MSD Client ID: DR-SB-26-02 MSD

COMPOUND	SPIKE ADDED (ug/Kg)	MSD CONCENTRATION (ug/Kg)	MSD % REC	% RPD	QC LIMITS RPD	QC LIMITS REC	#
Gasoline Range Organics (GRO) -C6-C10	463	445	96	1	30	70-130	

Column to be used to flag recovery and RPD values

FORM III 8015C

FORM III
GC VOA MATRIX SPIKE DUPLICATE RECOVERY

Lab Name: TestAmerica Chicago Job No.: 240-1112-1

SDG No.:

Matrix: Solid Level: Medium Lab File ID: 06221114_007.d

Lab ID: 240-1112-7 MSD Client ID: DR-SB-29-02 MSD

COMPOUND	SPIKE ADDED (ug/Kg)	MSD CONCENTRATION (ug/Kg)	MSD % REC	% RPD	QC LIMITS RPD	QC LIMITS REC	#
Gasoline Range Organics (GRO) -C6-C10	24200	33000	104	2	30	70-130	

Column to be used to flag recovery and RPD values

FORM III 8015C

FORM III
GC VOA MATRIX SPIKE DUPLICATE RECOVERY

Lab Name: TestAmerica Chicago Job No.: 240-1112-1

SDG No.:

Matrix: Solid Level: Low Lab File ID: 06231114_007.d

Lab ID: 240-1112-8 MSD Client ID: DR-SB-29-10 MSD

COMPOUND	SPIKE ADDED (ug/Kg)	MSD CONCENTRATION (ug/Kg)	MSD % REC	% RPD	QC LIMITS RPD	QC LIMITS REC	#
Gasoline Range Organics (GRO) -C6-C10	480	484	101	0	30	70-130	

Column to be used to flag recovery and RPD values

FORM III 8015C

GC SEMI VOA ANALYSIS RUN LOG

Lab Name: TestAmerica North Canton Job No.: 240-1112-1

SDG No.:

Instrument ID: A2HP14F Start Date: 05/19/2011 12:01

Analysis Batch Number: 2165 End Date: 05/19/2011 14:02

LAB SAMPLE ID	CLIENT SAMPLE ID	DATE ANALYZED	DILUTION FACTOR	LAB FILE ID	COLUMN ID
STD1 240-2165/4 IC		05/19/2011 12:01	1	P14F0000004.D	RTX-5 0.53(mm)
STD2 240-2165/5 IC		05/19/2011 12:25	1	P14F0000005.D	RTX-5 0.53(mm)
STD3 240-2165/6 IC		05/19/2011 12:49	1	P14F0000006.D	RTX-5 0.53(mm)
STD4 240-2165/7 IC		05/19/2011 13:14	1	P14F0000007.D	RTX-5 0.53(mm)
STD5 240-2165/8 IC		05/19/2011 13:38	1	P14F0000008.D	RTX-5 0.53(mm)
ICV 240-2165/9		05/19/2011 14:02	1	P14F0000009.D	RTX-5 0.53(mm)

GC SEMI VOA ANALYSIS RUN LOG

Lab Name: TestAmerica North Canton Job No.: 240-1112-1

SDG No.:

Instrument ID: A2HP14F Start Date: 06/30/2011 14:35

Analysis Batch Number: 6661 End Date: 06/30/2011 23:52

LAB SAMPLE ID	CLIENT SAMPLE ID	DATE ANALYZED	DILUTION FACTOR	LAB FILE ID	COLUMN ID
CCVRT 240-6661/11		06/30/2011 14:35	1	P14F0000011.D	RTX-5 0.53(mm)
240-1112-9	DR-SB-30-02	06/30/2011 15:00	1	P14F0000012.D	RTX-5 0.53(mm)
240-1112-10	DR-SB-30-08	06/30/2011 15:24	1	P14F0000013.D	RTX-5 0.53(mm)
240-1112-12	DR-SB-31-14	06/30/2011 16:13	1	P14F0000015.D	RTX-5 0.53(mm)
240-1112-12 MS	DR-SB-31-14 MS	06/30/2011 16:37	1	P14F0000016.D	RTX-5 0.53(mm)
240-1112-12 MSD	DR-SB-31-14 MSD	06/30/2011 17:02	1	P14F0000017.D	RTX-5 0.53(mm)
240-1112-14	DR-SB-32-12	06/30/2011 17:51	1	P14F0000019.D	RTX-5 0.53(mm)
240-1112-15	DR-SB-33-02	06/30/2011 18:15	1	P14F0000020.D	RTX-5 0.53(mm)
240-1112-16	DR-SB-33-12	06/30/2011 18:39	1	P14F0000021.D	RTX-5 0.53(mm)
MB 240-6202/20-A		06/30/2011 19:04	1	P14F0000022.D	RTX-5 0.53(mm)
CCV 240-6661/23		06/30/2011 19:28	1	P14F0000023.D	RTX-5 0.53(mm)
240-1112-18	DR-SB-34-08	06/30/2011 20:16	1	P14F0000025.D	RTX-5 0.53(mm)
240-1112-20	DR-SB-35-10	06/30/2011 21:04	1	P14F0000027.D	RTX-5 0.53(mm)
LCS 240-6202/21-A		06/30/2011 23:28	1	P14F0000033.D	RTX-5 0.53(mm)
CCV 240-6661/34		06/30/2011 23:52	1	P14F0000034.D	RTX-5 0.53(mm)

GC SEMI VOA ANALYSIS RUN LOG

Lab Name: TestAmerica North Canton Job No.: 240-1112-1

SDG No.:

Instrument ID: A2HP14F Start Date: 07/01/2011 12:01

Analysis Batch Number: 6867 End Date: 07/02/2011 02:57

LAB SAMPLE ID	CLIENT SAMPLE ID	DATE ANALYZED	DILUTION FACTOR	LAB FILE ID	COLUMN ID
CCVRT 240-6867/4		07/01/2011 12:01	1	P14F0000008.D	RTX-5 0.53(mm)
CCV 240-6867/11		07/01/2011 14:52	1	P14F0000015.D	RTX-5 0.53(mm)
240-1112-11	DR-SB-31-02	07/01/2011 15:16	1	P14F0000016.D	RTX-5 0.53(mm)
240-1112-13	DR-SB-32-02	07/01/2011 15:41	10	P14F0000017.D	RTX-5 0.53(mm)
240-1112-17	DR-SB-34-02	07/01/2011 16:05	5	P14F0000018.D	RTX-5 0.53(mm)
240-1112-19	DR-SB-35-02	07/01/2011 16:29	5	P14F0000019.D	RTX-5 0.53(mm)
CCV 240-6867/17		07/01/2011 17:18	1	P14F0000021.D	RTX-5 0.53(mm)
CCV 240-6867/29		07/01/2011 22:08	1	P14F0000033.D	RTX-5 0.53(mm)
CCV 240-6867/41		07/02/2011 02:57	1	P14F0000045.D	RTX-5 0.53(mm)

GC SEMI VOA ANALYSIS RUN LOG

Lab Name: TestAmerica North Canton Job No.: 240-1112-1

SDG No.:

Instrument ID: A2HP14R Start Date: 05/20/2011 09:23

Analysis Batch Number: 2244 End Date: 05/20/2011 15:04

LAB SAMPLE ID	CLIENT SAMPLE ID	DATE ANALYZED	DILUTION FACTOR	LAB FILE ID	COLUMN ID
RINSE 240-2244/1		05/20/2011 09:23	1		RTX-5 0.53(mm)
RINSE 240-2244/2		05/20/2011 09:48	1		RTX-5 0.53(mm)
STD1 240-2244/4 IC		05/20/2011 10:36	1	P14R0000004.D	RTX-5 0.53(mm)
STD2 240-2244/5 IC		05/20/2011 11:01	1	P14R0000005.D	RTX-5 0.53(mm)
STD3 240-2244/6 IC		05/20/2011 11:25	1	P14R0000006.D	RTX-5 0.53(mm)
STD4 240-2244/7 IC		05/20/2011 11:49	1	P14R0000007.D	RTX-5 0.53(mm)
STD5 240-2244/8 IC		05/20/2011 12:14	1	P14R0000008.D	RTX-5 0.53(mm)
ICV 240-2244/9		05/20/2011 12:38	1	P14R0000009.D	RTX-5 0.53(mm)
ZZZZZ		05/20/2011 15:04	1		RTX-5 0.53(mm)

GC SEMI VOA ANALYSIS RUN LOG

Lab Name: TestAmerica North Canton Job No.: 240-1112-1

SDG No.:

Instrument ID: A2HP14R Start Date: 05/20/2011 09:23

Analysis Batch Number: 2245 End Date: 05/20/2011 15:04

LAB SAMPLE ID	CLIENT SAMPLE ID	DATE ANALYZED	DILUTION FACTOR	LAB FILE ID	COLUMN ID
RINSE 240-2245/1		05/20/2011 09:23	1		RTX-5 0.53(mm)
RINSE 240-2245/2		05/20/2011 09:48	1		RTX-5 0.53(mm)
STD1 240-2245/4 IC		05/20/2011 10:36	1	P14R0000004.D	RTX-5 0.53(mm)
STD2 240-2245/5 IC		05/20/2011 11:01	1	P14R0000005.D	RTX-5 0.53(mm)
STD3 240-2245/6 IC		05/20/2011 11:25	1	P14R0000006.D	RTX-5 0.53(mm)
STD4 240-2245/7 IC		05/20/2011 11:49	1	P14R0000007.D	RTX-5 0.53(mm)
STD5 240-2245/8 IC		05/20/2011 12:14	1	P14R0000008.D	RTX-5 0.53(mm)
ICV 240-2245/9		05/20/2011 12:38	1	P14R0000009.D	RTX-5 0.53(mm)
ZZZZZ		05/20/2011 15:04	1		RTX-5 0.53(mm)

GC SEMI VOA ANALYSIS RUN LOG

Lab Name: TestAmerica North Canton Job No.: 240-1112-1

SDG No.:

Instrument ID: A2HP14R Start Date: 06/27/2011 15:35

Analysis Batch Number: 6199 End Date: 06/28/2011 00:58

LAB SAMPLE ID	CLIENT SAMPLE ID	DATE ANALYZED	DILUTION FACTOR	LAB FILE ID	COLUMN ID
CCVRT 240-6199/9		06/27/2011 15:35	1	P14R0000009.D	RTX-5 0.53(mm)
MB 240-5982/20-A		06/27/2011 20:04	1	P14R0000020.D	RTX-5 0.53(mm)
CCV 240-6199/21		06/27/2011 20:29	1	P14R0000021.D	RTX-5 0.53(mm)
240-1112-1	DR-SB-26-02	06/27/2011 20:53	1	P14R0000022.D	RTX-5 0.53(mm)
240-1112-2	DR-SB-26-10	06/27/2011 21:18	1	P14R0000023.D	RTX-5 0.53(mm)
240-1112-4	DR-SB-27-10	06/27/2011 22:06	1	P14R0000025.D	RTX-5 0.53(mm)
240-1112-5	DR-SB-28-02	06/27/2011 22:31	1	P14R0000026.D	RTX-5 0.53(mm)
240-1112-6	DR-SB-28-10	06/27/2011 22:55	1	P14R0000027.D	RTX-5 0.53(mm)
240-1112-8	DR-SB-29-10	06/27/2011 23:44	1	P14R0000029.D	RTX-5 0.53(mm)
LCS 240-5982/21-A		06/28/2011 00:33	1	P14R0000031.D	RTX-5 0.53(mm)
CCV 240-6199/32		06/28/2011 00:58	1	P14R0000032.D	RTX-5 0.53(mm)

8015C

GC SEMI VOA ANALYSIS RUN LOG

Lab Name: TestAmerica North Canton Job No.: 240-1112-1

SDG No.:

Instrument ID: A2HP14R Start Date: 06/27/2011 13:33

Analysis Batch Number: 6200 End Date: 06/28/2011 00:58

LAB SAMPLE ID	CLIENT SAMPLE ID	DATE ANALYZED	DILUTION FACTOR	LAB FILE ID	COLUMN ID
CCVRT 240-6200/4		06/27/2011 13:33	1	P14R0000004.D	RTX-5 0.53(mm)
ZZZZZ		06/27/2011 14:22	2		RTX-5 0.53(mm)
CCV 240-6200/9		06/27/2011 15:35	1	P14R0000009.D	RTX-5 0.53(mm)
ZZZZZ		06/27/2011 16:00	1		RTX-5 0.53(mm)
ZZZZZ		06/27/2011 16:24	1		RTX-5 0.53(mm)
ZZZZZ		06/27/2011 16:48	1		RTX-5 0.53(mm)
ZZZZZ		06/27/2011 17:13	1		RTX-5 0.53(mm)
ZZZZZ		06/27/2011 17:37	1		RTX-5 0.53(mm)
ZZZZZ		06/27/2011 18:27	1		RTX-5 0.53(mm)
ZZZZZ		06/27/2011 18:51	1		RTX-5 0.53(mm)
240-1070-F-16-D MS		06/27/2011 19:15	1	P14R0000018.D	RTX-5 0.53(mm)
240-1070-F-16-E MSD		06/27/2011 19:40	1	P14R0000019.D	RTX-5 0.53(mm)
ZZZZZ		06/27/2011 20:04	1		RTX-5 0.53(mm)
CCV 240-6200/21		06/27/2011 20:29	1	P14R0000021.D	RTX-5 0.53(mm)
ZZZZZ		06/28/2011 00:09	10		RTX-5 0.53(mm)
ZZZZZ		06/28/2011 00:33	1		RTX-5 0.53(mm)
CCV 240-6200/32		06/28/2011 00:58	1		RTX-5 0.53(mm)

GC SEMI VOA ANALYSIS RUN LOG

Lab Name: TestAmerica North Canton Job No.: 240-1112-1

SDG No.:

Instrument ID: A2HP14R Start Date: 06/28/2011 13:23

Analysis Batch Number: 6391 End Date: 06/28/2011 17:52

LAB SAMPLE ID	CLIENT SAMPLE ID	DATE ANALYZED	DILUTION FACTOR	LAB FILE ID	COLUMN ID
CCVRT 240-6391/4		06/28/2011 13:23	1	P14R0000004.D	RTX-5 0.53(mm)
240-1112-3	DR-SB-27-02	06/28/2011 15:01	5	P14R0000008.D	RTX-5 0.53(mm)
240-1112-7	DR-SB-29-02	06/28/2011 15:25	2	P14R0000009.D	RTX-5 0.53(mm)
RINSE 240-6391/10		06/28/2011 15:50	1		RTX-5 0.53(mm)
CCV 240-6391/11		06/28/2011 16:14	1	P14R0000011.D	RTX-5 0.53(mm)
CCV 240-6391/15		06/28/2011 17:52	1		RTX-5 0.53(mm)

8015C

FORM VI
GC SEMI VOA INITIAL CALIBRATION DATA
EXTERNAL STANDARD RETENTION TIME SUMMARY

Lab Name: TestAmerica North Canton Job No.: 240-1112-1 Analy Batch No.: 2165

SDG No.:

Instrument ID: A2HP14F GC Column: RTX-5 ID: 0.53(mm) Heated Purge: (Y/N) N

Calibration Start Date: 05/19/2011 12:01 Calibration End Date: 05/19/2011 13:38 Calibration ID: 1050

Calibration Files:

LEVEL:	LAB SAMPLE ID:	LAB FILE ID:
Level 1	STD1 240-2165/4	P14F0000004.D
Level 2	STD2 240-2165/5	P14F0000005.D
Level 3	STD3 240-2165/6	P14F0000006.D
Level 4	STD4 240-2165/7	P14F0000007.D
Level 5	STD5 240-2165/8	P14F0000008.D

ANALYTE	LVL 1	LVL 2	LVL 3	LVL 4	LVL 5	RT WINDOW	AVG RT
Diesel	8.122	8.122	8.122	8.122	8.122	3.590 - 12.654	8.122
n-Nonane	1.752	1.753	1.757	1.755	1.757	1.702 - 1.802	1.755

FORM VI
GC SEMI VOA INITIAL CALIBRATION DATA
EXTERNAL STANDARD CURVE EVALUTION

Lab Name: TestAmerica North Canton Job No.: 240-1112-1 Analy Batch No.: 2165

SDG No.:

Instrument ID: A2HP14F GC Column: RTX-5 ID: 0.53(mm) Heated Purge: (Y/N) N

Calibration Start Date: 05/19/2011 12:01 Calibration End Date: 05/19/2011 13:38 Calibration ID: 1050

Calibration Files:

LEVEL:	LAB SAMPLE ID:	LAB FILE ID:
Level 1	STD1 240-2165/4	P14F0000004.D
Level 2	STD2 240-2165/5	P14F0000005.D
Level 3	STD3 240-2165/6	P14F0000006.D
Level 4	STD4 240-2165/7	P14F0000007.D
Level 5	STD5 240-2165/8	P14F0000008.D

ANALYTE	CF				CURVE TYPE	COEFFICIENT			#	MIN CF	%RSD	#	MAX %RSD	R^2 OR COD	#	MIN R^2 OR COD
	LVL 1 LVL 5	LVL 2	LVL 3	LVL 4		B	M1	M2								
Diesel	705763 336646	515461	435657	351683	Lin	44348394.0	314402.704							0.9980		0.9900
n-Nonane	413140 382989	431927	436350	381033	Ave		409087.891				6.4		20.0			

Note: The m1 coefficient is the same as Ave CF for an Ave curve type.

FORM VI
GC SEMI VOA INITIAL CALIBRATION DATA
EXTERNAL STANDARD RESPONSE AND CONCENTRATION

Lab Name: TestAmerica North Canton Job No.: 240-1112-1 Analy Batch No.: 2165

SDG No.:

Instrument ID: A2HP14F GC Column: RTX-5 ID: 0.53(mm) Heated Purge: (Y/N) N

Calibration Start Date: 05/19/2011 12:01 Calibration End Date: 05/19/2011 13:38 Calibration ID: 1050

Calibration Files:

LEVEL:	LAB SAMPLE ID:	LAB FILE ID:
Level 1	STD1 240-2165/4	P14F0000004.D
Level 2	STD2 240-2165/5	P14F0000005.D
Level 3	STD3 240-2165/6	P14F0000006.D
Level 4	STD4 240-2165/7	P14F0000007.D
Level 5	STD5 240-2165/8	P14F0000008.D

ANALYTE	CURVE TYPE	RESPONSE					CONCENTRATION (NG/UL)				
		LVL 1	LVL 2	LVL 3	LVL 4	LVL 5	LVL 1	LVL 2	LVL 3	LVL 4	LVL 5
Diesel	Lin	70576281	103092243	217828353	351682761	673292607	100	200	500	1000	2000
n-Nonane	Ave	4131403	8638546	21817505	38103250	76597851	10.0	20.0	50.0	100	200

Curve Type Legend:

Ave = Average
Lin = Linear

FORM VI
GC SEMI VOA INITIAL CALIBRATION DATA
EXTERNAL STANDARD RETENTION TIME SUMMARY

Lab Name: TestAmerica North Canton Job No.: 240-1112-1 Analy Batch No.: 2244

SDG No.:

Instrument ID: A2HP14R GC Column: RTX-5 ID: 0.53(mm) Heated Purge: (Y/N) N

Calibration Start Date: 05/20/2011 10:36 Calibration End Date: 05/20/2011 12:14 Calibration ID: 1160

Calibration Files:

LEVEL:	LAB SAMPLE ID:	LAB FILE ID:
Level 1	STD1 240-2244/4	P14R0000004.D
Level 2	STD2 240-2244/5	P14R0000005.D
Level 3	STD3 240-2244/6	P14R0000006.D
Level 4	STD4 240-2244/7	P14R0000007.D
Level 5	STD5 240-2244/8	P14R0000008.D

ANALYTE	LVL 1	LVL 2	LVL 3	LVL 4	LVL 5	RT WINDOW	AVG RT
Diesel	7.981	7.981	7.981	7.981	7.981	3.444 - 12.518	7.981
n-Nonane	1.648	1.655	1.655	1.650	1.654	1.598 - 1.698	1.652

FORM VI
GC SEMI VOA INITIAL CALIBRATION DATA
EXTERNAL STANDARD CURVE EVALUTION

Lab Name: TestAmerica North Canton Job No.: 240-1112-1 Analy Batch No.: 2244

SDG No.:

Instrument ID: A2HP14R GC Column: RTX-5 ID: 0.53(mm) Heated Purge: (Y/N) N

Calibration Start Date: 05/20/2011 10:36 Calibration End Date: 05/20/2011 12:14 Calibration ID: 1160

Calibration Files:

LEVEL:	LAB SAMPLE ID:	LAB FILE ID:
Level 1	STD1 240-2244/4	P14R0000004.D
Level 2	STD2 240-2244/5	P14R0000005.D
Level 3	STD3 240-2244/6	P14R0000006.D
Level 4	STD4 240-2244/7	P14R0000007.D
Level 5	STD5 240-2244/8	P14R0000008.D

ANALYTE	CF				CURVE TYPE	COEFFICIENT			#	MIN CF	%RSD	#	MAX %RSD	R^2 OR COD	#	MIN R^2 OR COD
	LVL 1 LVL 5	LVL 2	LVL 3	LVL 4		B	M1	M2								
Diesel	518177 318916	451156	397198	325887	Lin	29987279.0	303797.731							0.9980		0.9900
n-Nonane	394703 372405	416236	431560	372988	Ave		397578.393				6.6		20.0			

Note: The m1 coefficient is the same as Ave CF for an Ave curve type.

FORM VI
GC SEMI VOA INITIAL CALIBRATION DATA
EXTERNAL STANDARD RESPONSE AND CONCENTRATION

Lab Name: TestAmerica North Canton Job No.: 240-1112-1 Analy Batch No.: 2244

SDG No.:

Instrument ID: A2HP14R GC Column: RTX-5 ID: 0.53(mm) Heated Purge: (Y/N) N

Calibration Start Date: 05/20/2011 10:36 Calibration End Date: 05/20/2011 12:14 Calibration ID: 1160

Calibration Files:

LEVEL:	LAB SAMPLE ID:	LAB FILE ID:
Level 1	STD1 240-2244/4	P14R0000004.D
Level 2	STD2 240-2244/5	P14R0000005.D
Level 3	STD3 240-2244/6	P14R0000006.D
Level 4	STD4 240-2244/7	P14R0000007.D
Level 5	STD5 240-2244/8	P14R0000008.D

ANALYTE	CURVE TYPE	RESPONSE					CONCENTRATION (NG)				
		LVL 1	LVL 2	LVL 3	LVL 4	LVL 5	LVL 1	LVL 2	LVL 3	LVL 4	LVL 5
Diesel	Lin	51817709	90231242	198599122	325887346	637832355	100	200	500	1000	2000
n-Nonane	Ave	3947026	8324727	21577976	37298836	74481027	10.0	20.0	50.0	100	200

Curve Type Legend:

Ave = Average
Lin = Linear

FORM VI
GC SEMI VOA INITIAL CALIBRATION DATA
EXTERNAL STANDARD RETENTION TIME SUMMARY

Lab Name: TestAmerica North Canton Job No.: 240-1112-1 Analy Batch No.: 2245

SDG No.:

Instrument ID: A2HP14R GC Column: RTX-5 ID: 0.53(mm) Heated Purge: (Y/N) N

Calibration Start Date: 05/20/2011 10:36 Calibration End Date: 05/20/2011 12:14 Calibration ID: 1161

Calibration Files:

LEVEL:	LAB SAMPLE ID:	LAB FILE ID:
Level 1	STD1 240-2245/4	P14R0000004.D
Level 2	STD2 240-2245/5	P14R0000005.D
Level 3	STD3 240-2245/6	P14R0000006.D
Level 4	STD4 240-2245/7	P14R0000007.D
Level 5	STD5 240-2245/8	P14R0000008.D

ANALYTE	LVL 1	LVL 2	LVL 3	LVL 4	LVL 5	RT WINDOW	AVG RT
Diesel	7.981	7.981	7.981	7.981	7.981	3.444 - 12.518	7.981
n-Nonane	1.648	1.655	1.655	1.650	1.654	1.598 - 1.698	1.652

FORM VI
GC SEMI VOA INITIAL CALIBRATION DATA
EXTERNAL STANDARD CURVE EVALUTION

Lab Name: TestAmerica North Canton Job No.: 240-1112-1 Analy Batch No.: 2245

SDG No.:

Instrument ID: A2HP14R GC Column: RTX-5 ID: 0.53(mm) Heated Purge: (Y/N) N

Calibration Start Date: 05/20/2011 10:36 Calibration End Date: 05/20/2011 12:14 Calibration ID: 1161

Calibration Files:

LEVEL:	LAB SAMPLE ID:	LAB FILE ID:
Level 1	STD1 240-2245/4	P14R0000004.D
Level 2	STD2 240-2245/5	P14R0000005.D
Level 3	STD3 240-2245/6	P14R0000006.D
Level 4	STD4 240-2245/7	P14R0000007.D
Level 5	STD5 240-2245/8	P14R0000008.D

ANALYTE	CF				CURVE TYPE	COEFFICIENT			#	MIN CF	%RSD	#	MAX %RSD	R^2 OR COD	#	MIN R^2 OR COD
	LVL 1 LVL 5	LVL 2	LVL 3	LVL 4		B	M1	M2								
Diesel	518177 318916	451156	397198	325887	Lin	29987279.0	303797.731							0.9980		0.9900
n-Nonane	394703 372405	416236	431560	372988	Ave		397578.393				6.6		20.0			

Note: The m1 coefficient is the same as Ave CF for an Ave curve type.

FORM VI
GC SEMI VOA INITIAL CALIBRATION DATA
EXTERNAL STANDARD RESPONSE AND CONCENTRATION

Lab Name: TestAmerica North Canton Job No.: 240-1112-1 Analy Batch No.: 2245

SDG No.:

Instrument ID: A2HP14R GC Column: RTX-5 ID: 0.53(mm) Heated Purge: (Y/N) N

Calibration Start Date: 05/20/2011 10:36 Calibration End Date: 05/20/2011 12:14 Calibration ID: 1161

Calibration Files:

LEVEL:	LAB SAMPLE ID:	LAB FILE ID:
Level 1	STD1 240-2245/4	P14R0000004.D
Level 2	STD2 240-2245/5	P14R0000005.D
Level 3	STD3 240-2245/6	P14R0000006.D
Level 4	STD4 240-2245/7	P14R0000007.D
Level 5	STD5 240-2245/8	P14R0000008.D

ANALYTE	CURVE TYPE	RESPONSE					CONCENTRATION (NG)				
		LVL 1	LVL 2	LVL 3	LVL 4	LVL 5	LVL 1	LVL 2	LVL 3	LVL 4	LVL 5
Diesel	Lin	51817709	90231242	198599122	325887346	637832355	100	200	500	1000	2000
n-Nonane	Ave	3947026	8324727	21577976	37298836	74481027	10.0	20.0	50.0	100	200

Curve Type Legend:

Ave = Average
Lin = Linear

FORM VII
GC SEMI VOA CONTINUING CALIBRATION DATA

Lab Name: TestAmerica North Canton Job No.: 240-1112-1

SDG No.:

Lab Sample ID: ICV 240-2165/9 Calibration Date: 05/19/2011 14:02

Instrument ID: A2HP14F Calib Start Date: 05/19/2011 12:01

GC Column: RTX-5 ID: 0.53(mm) Calib End Date: 05/19/2011 13:38

Lab File ID: P14F0000009.D Conc. Units: ng/uL

ANALYTE	CURVE TYPE	AVE CF	CF	MIN CF	CALC AMOUNT	SPIKE AMOUNT	%D	MAX %D
Diesel	Lin		411800		514	500	2.8	20.0

FORM VII
GC SEMI VOA CONTINUING CALIBRATION RETENTION TIME SUMMARY

Lab Name: TestAmerica North Canton Job No.: 240-1112-1

SDG No.:

Lab Sample ID: ICV 240-2165/9 Calibration Date: 05/19/2011 14:02

Instrument ID: A2HP14F Calib Start Date: 05/19/2011 12:01

GC Column: RTX-5 ID: 0.53(mm) Calib End Date: 05/19/2011 13:38

Lab File ID: P14F0000009.D

Analyte	RT	RT WINDOW	
		TO	FROM
Diesel	8.12	3.59	12.65

FORM VII
GC SEMI VOA CONTINUING CALIBRATION DATA

Lab Name: TestAmerica North Canton Job No.: 240-1112-1

SDG No.:

Lab Sample ID: CCVRT 240-6661/11 Calibration Date: 06/30/2011 14:35

Instrument ID: A2HP14F Calib Start Date: 05/19/2011 12:01

GC Column: RTX-5 ID: 0.53(mm) Calib End Date: 05/19/2011 13:38

Lab File ID: P14F0000011.D Conc. Units: ng/uL

ANALYTE	CURVE TYPE	AVE CF	CF	MIN CF	CALC AMOUNT	SPIKE AMOUNT	%D	MAX %D
Diesel	Lin		450679		576	500	15.1	20.0
n-Nonane	Ave	409088	436797		53.4	50.0	6.8	20.0

FORM VII
GC SEMI VOA CONTINUING CALIBRATION RETENTION TIME SUMMARY

Lab Name: TestAmerica North Canton Job No.: 240-1112-1

SDG No.:

Lab Sample ID: CCVRT 240-6661/11 Calibration Date: 06/30/2011 14:35

Instrument ID: A2HP14F Calib Start Date: 05/19/2011 12:01

GC Column: RTX-5 ID: 0.53(mm) Calib End Date: 05/19/2011 13:38

Lab File ID: P14F0000011.D

Analyte	RT	RT WINDOW	
		TO	FROM
Diesel	8.10	3.56	12.64
n-Nonane	1.73	1.69	1.79

FORM VII
GC SEMI VOA CONTINUING CALIBRATION DATA

Lab Name: TestAmerica North Canton Job No.: 240-1112-1

SDG No.:

Lab Sample ID: CCV 240-6661/23 Calibration Date: 06/30/2011 19:28

Instrument ID: A2HP14F Calib Start Date: 05/19/2011 12:01

GC Column: RTX-5 ID: 0.53(mm) Calib End Date: 05/19/2011 13:38

Lab File ID: P14F0000023.D Conc. Units: ng/uL

ANALYTE	CURVE TYPE	AVE CF	CF	MIN CF	CALC AMOUNT	SPIKE AMOUNT	%D	MAX %D
Diesel	Lin		460678		592	500	18.3	20.0
n-Nonane	Ave	409088	456274		55.8	50.0	11.5	20.0

FORM VII 8015C

FORM VII
GC SEMI VOA CONTINUING CALIBRATION RETENTION TIME SUMMARY

Lab Name: TestAmerica North Canton Job No.: 240-1112-1

SDG No.:

Lab Sample ID: CCV 240-6661/23 Calibration Date: 06/30/2011 19:28

Instrument ID: A2HP14F Calib Start Date: 05/19/2011 12:01

GC Column: RTX-5 ID: 0.53(mm) Calib End Date: 05/19/2011 13:38

Lab File ID: P14F0000023.D

Analyte	RT	RT WINDOW	
		TO	FROM
Diesel	8.10	3.56	12.64
n-Nonane	1.73	1.69	1.79

FORM VII
GC SEMI VOA CONTINUING CALIBRATION DATA

Lab Name: TestAmerica North Canton Job No.: 240-1112-1

SDG No.:

Lab Sample ID: CCV 240-6661/34 Calibration Date: 06/30/2011 23:52

Instrument ID: A2HP14F Calib Start Date: 05/19/2011 12:01

GC Column: RTX-5 ID: 0.53(mm) Calib End Date: 05/19/2011 13:38

Lab File ID: P14F0000034.D Conc. Units: ng/uL

ANALYTE	CURVE TYPE	AVE CF	CF	MIN CF	CALC AMOUNT	SPIKE AMOUNT	%D	MAX %D
Diesel	Lin		448437		572	500	14.4	20.0
n-Nonane	Ave	409088	444941		54.4	50.0	8.8	20.0

FORM VII
GC SEMI VOA CONTINUING CALIBRATION RETENTION TIME SUMMARY

Lab Name: TestAmerica North Canton Job No.: 240-1112-1

SDG No.:

Lab Sample ID: CCV 240-6661/34 Calibration Date: 06/30/2011 23:52

Instrument ID: A2HP14F Calib Start Date: 05/19/2011 12:01

GC Column: RTX-5 ID: 0.53(mm) Calib End Date: 05/19/2011 13:38

Lab File ID: P14F0000034.D

Analyte	RT	RT WINDOW	
		TO	FROM
Diesel	8.10	3.56	12.64
n-Nonane	1.73	1.69	1.79

FORM VII
GC SEMI VOA CONTINUING CALIBRATION DATA

Lab Name: TestAmerica North Canton Job No.: 240-1112-1

SDG No.:

Lab Sample ID: CCVRT 240-6867/4 Calibration Date: 07/01/2011 12:01

Instrument ID: A2HP14F Calib Start Date: 05/19/2011 12:01

GC Column: RTX-5 ID: 0.53(mm) Calib End Date: 05/19/2011 13:38

Lab File ID: P14F0000008.D Conc. Units: ng/uL

ANALYTE	CURVE TYPE	AVE CF	CF	MIN CF	CALC AMOUNT	SPIKE AMOUNT	%D	MAX %D
Diesel	Lin		423479		532	500	6.5	20.0
n-Nonane	Ave	409088	410255		50.1	50.0	0.3	20.0

FORM VII
GC SEMI VOA CONTINUING CALIBRATION RETENTION TIME SUMMARY

Lab Name: TestAmerica North Canton Job No.: 240-1112-1

SDG No.:

Lab Sample ID: CCVRT 240-6867/4 Calibration Date: 07/01/2011 12:01

Instrument ID: A2HP14F Calib Start Date: 05/19/2011 12:01

GC Column: RTX-5 ID: 0.53(mm) Calib End Date: 05/19/2011 13:38

Lab File ID: P14F0000008.D

Analyte	RT	RT WINDOW	
		TO	FROM
Diesel	8.10	3.56	12.64
n-Nonane	1.73	1.68	1.78

FORM VII
GC SEMI VOA CONTINUING CALIBRATION DATA

Lab Name: TestAmerica North Canton Job No.: 240-1112-1

SDG No.:

Lab Sample ID: CCV 240-6867/11 Calibration Date: 07/01/2011 14:52

Instrument ID: A2HP14F Calib Start Date: 05/19/2011 12:01

GC Column: RTX-5 ID: 0.53(mm) Calib End Date: 05/19/2011 13:38

Lab File ID: P14F0000015.D Conc. Units: ng/uL

ANALYTE	CURVE TYPE	AVE CF	CF	MIN CF	CALC AMOUNT	SPIKE AMOUNT	%D	MAX %D
Diesel	Lin		429938		543	500	8.5	20.0
n-Nonane	Ave	409088	418536		51.2	50.0	2.3	20.0

FORM VII
GC SEMI VOA CONTINUING CALIBRATION RETENTION TIME SUMMARY

Lab Name: TestAmerica North Canton Job No.: 240-1112-1

SDG No.:

Lab Sample ID: CCV 240-6867/11 Calibration Date: 07/01/2011 14:52

Instrument ID: A2HP14F Calib Start Date: 05/19/2011 12:01

GC Column: RTX-5 ID: 0.53(mm) Calib End Date: 05/19/2011 13:38

Lab File ID: P14F0000015.D

Analyte	RT	RT WINDOW	
		TO	FROM
Diesel	8.10	3.56	12.64
n-Nonane	1.73	1.68	1.78

FORM VII
GC SEMI VOA CONTINUING CALIBRATION DATA

Lab Name: TestAmerica North Canton Job No.: 240-1112-1

SDG No.:

Lab Sample ID: CCV 240-6867/17 Calibration Date: 07/01/2011 17:18

Instrument ID: A2HP14F Calib Start Date: 05/19/2011 12:01

GC Column: RTX-5 ID: 0.53(mm) Calib End Date: 05/19/2011 13:38

Lab File ID: P14F0000021.D Conc. Units: ng/uL

ANALYTE	CURVE TYPE	AVE CF	CF	MIN CF	CALC AMOUNT	SPIKE AMOUNT	%D	MAX %D
Diesel	Lin		421788		530	500	5.9	20.0
n-Nonane	Ave	409088	425675		52.0	50.0	4.1	20.0

FORM VII 8015C

FORM VII
GC SEMI VOA CONTINUING CALIBRATION RETENTION TIME SUMMARY

Lab Name: TestAmerica North Canton Job No.: 240-1112-1

SDG No.:

Lab Sample ID: CCV 240-6867/17 Calibration Date: 07/01/2011 17:18

Instrument ID: A2HP14F Calib Start Date: 05/19/2011 12:01

GC Column: RTX-5 ID: 0.53(mm) Calib End Date: 05/19/2011 13:38

Lab File ID: P14F0000021.D

Analyte	RT	RT WINDOW	
		TO	FROM
Diesel	8.10	3.56	12.64
n-Nonane	1.73	1.68	1.78

FORM VII
GC SEMI VOA CONTINUING CALIBRATION DATA

Lab Name: TestAmerica North Canton Job No.: 240-1112-1

SDG No.:

Lab Sample ID: CCV 240-6867/29 Calibration Date: 07/01/2011 22:08

Instrument ID: A2HP14F Calib Start Date: 05/19/2011 12:01

GC Column: RTX-5 ID: 0.53(mm) Calib End Date: 05/19/2011 13:38

Lab File ID: P14F0000033.D Conc. Units: ng/uL

ANALYTE	CURVE TYPE	AVE CF	CF	MIN CF	CALC AMOUNT	SPIKE AMOUNT	%D	MAX %D
Diesel	Lin		431211		545	500	8.9	20.0
n-Nonane	Ave	409088	442885		54.1	50.0	8.3	20.0

FORM VII
GC SEMI VOA CONTINUING CALIBRATION RETENTION TIME SUMMARY

Lab Name: TestAmerica North Canton Job No.: 240-1112-1

SDG No.:

Lab Sample ID: CCV 240-6867/29 Calibration Date: 07/01/2011 22:08

Instrument ID: A2HP14F Calib Start Date: 05/19/2011 12:01

GC Column: RTX-5 ID: 0.53(mm) Calib End Date: 05/19/2011 13:38

Lab File ID: P14F0000033.D

Analyte	RT	RT WINDOW	
		TO	FROM
Diesel	8.10	3.56	12.64
n-Nonane	1.73	1.68	1.78

FORM VII
GC SEMI VOA CONTINUING CALIBRATION DATA

Lab Name: TestAmerica North Canton Job No.: 240-1112-1

SDG No.:

Lab Sample ID: CCV 240-6867/41 Calibration Date: 07/02/2011 02:57

Instrument ID: A2HP14F Calib Start Date: 05/19/2011 12:01

GC Column: RTX-5 ID: 0.53(mm) Calib End Date: 05/19/2011 13:38

Lab File ID: P14F0000045.D Conc. Units: ng/uL

ANALYTE	CURVE TYPE	AVE CF	CF	MIN CF	CALC AMOUNT	SPIKE AMOUNT	%D	MAX %D
Diesel	Lin		462008		594	500	18.7	20.0
n-Nonane	Ave	409088	482937		59.0	50.0	18.1	20.0

FORM VII
GC SEMI VOA CONTINUING CALIBRATION RETENTION TIME SUMMARY

Lab Name: TestAmerica North Canton Job No.: 240-1112-1

SDG No.:

Lab Sample ID: CCV 240-6867/41 Calibration Date: 07/02/2011 02:57

Instrument ID: A2HP14F Calib Start Date: 05/19/2011 12:01

GC Column: RTX-5 ID: 0.53(mm) Calib End Date: 05/19/2011 13:38

Lab File ID: P14F0000045.D

Analyte	RT	RT WINDOW	
		TO	FROM
Diesel	8.10	3.56	12.64
n-Nonane	1.73	1.68	1.78

FORM VII
GC SEMI VOA CONTINUING CALIBRATION DATA

Lab Name: TestAmerica North Canton Job No.: 240-1112-1

SDG No.:

Lab Sample ID: ICV 240-2244/9 Calibration Date: 05/20/2011 12:38

Instrument ID: A2HP14R Calib Start Date: 05/20/2011 10:36

GC Column: RTX-5 ID: 0.53(mm) Calib End Date: 05/20/2011 12:14

Lab File ID: P14R0000009.D Conc. Units: ng/uL

ANALYTE	CURVE TYPE	AVE CF	CF	MIN CF	CALC AMOUNT	SPIKE AMOUNT	%D	MAX %D
Diesel	Lin		379373		526	500	5.1	20.0

FORM VII
GC SEMI VOA CONTINUING CALIBRATION RETENTION TIME SUMMARY

Lab Name: TestAmerica North Canton Job No.: 240-1112-1

SDG No.:

Lab Sample ID: ICV 240-2244/9 Calibration Date: 05/20/2011 12:38

Instrument ID: A2HP14R Calib Start Date: 05/20/2011 10:36

GC Column: RTX-5 ID: 0.53(mm) Calib End Date: 05/20/2011 12:14

Lab File ID: P14R0000009.D

Analyte	RT	RT WINDOW	
		TO	FROM
Diesel	7.98	3.44	12.52

FORM VII
GC SEMI VOA CONTINUING CALIBRATION DATA

Lab Name: TestAmerica North Canton Job No.: 240-1112-1

SDG No.:

Lab Sample ID: ICV 240-2245/9 Calibration Date: 05/20/2011 12:38

Instrument ID: A2HP14R Calib Start Date: 05/20/2011 10:36

GC Column: RTX-5 ID: 0.53(mm) Calib End Date: 05/20/2011 12:14

Lab File ID: P14R0000009.D Conc. Units: ng/uL

ANALYTE	CURVE TYPE	AVE CF	CF	MIN CF	CALC AMOUNT	SPIKE AMOUNT	%D	MAX %D
Diesel	Lin		379373		526	500	5.1	20.0

FORM VII
GC SEMI VOA CONTINUING CALIBRATION RETENTION TIME SUMMARY

Lab Name: TestAmerica North Canton Job No.: 240-1112-1

SDG No.:

Lab Sample ID: ICV 240-2245/9 Calibration Date: 05/20/2011 12:38

Instrument ID: A2HP14R Calib Start Date: 05/20/2011 10:36

GC Column: RTX-5 ID: 0.53(mm) Calib End Date: 05/20/2011 12:14

Lab File ID: P14R0000009.D

Analyte	RT	RT WINDOW	
		TO	FROM
Diesel	7.98	3.44	12.52

FORM VII
GC SEMI VOA CONTINUING CALIBRATION DATA

Lab Name: TestAmerica North Canton Job No.: 240-1112-1

SDG No.:

Lab Sample ID: CCVRT 240-6200/4 Calibration Date: 06/27/2011 13:33

Instrument ID: A2HP14R Calib Start Date: 05/20/2011 10:36

GC Column: RTX-5 ID: 0.53(mm) Calib End Date: 05/20/2011 12:14

Lab File ID: P14R0000004.D Conc. Units: ng/uL

ANALYTE	CURVE TYPE	AVE CF	CF	MIN CF	CALC AMOUNT	SPIKE AMOUNT	%D	MAX %D
Diesel	Lin		373458		516	500	3.2	20.0
n-Nonane	Ave	397578	402956		50.7	50.0	1.4	20.0

FORM VII
GC SEMI VOA CONTINUING CALIBRATION RETENTION TIME SUMMARY

Lab Name: TestAmerica North Canton Job No.: 240-1112-1

SDG No.:

Lab Sample ID: CCVRT 240-6200/4 Calibration Date: 06/27/2011 13:33

Instrument ID: A2HP14R Calib Start Date: 05/20/2011 10:36

GC Column: RTX-5 ID: 0.53(mm) Calib End Date: 05/20/2011 12:14

Lab File ID: P14R0000004.D

Analyte	RT	RT WINDOW	
		TO	FROM
Diesel			
n-Nonane	7.96	3.42	12.50
	1.63	1.58	1.68

FORM VII
GC SEMI VOA CONTINUING CALIBRATION DATA

Lab Name: TestAmerica North Canton Job No.: 240-1112-1

SDG No.:

Lab Sample ID: CCVRT 240-6199/9 Calibration Date: 06/27/2011 15:35

Instrument ID: A2HP14R Calib Start Date: 05/20/2011 10:36

GC Column: RTX-5 ID: 0.53(mm) Calib End Date: 05/20/2011 12:14

Lab File ID: P14R0000009.D Conc. Units: ng/uL

ANALYTE	CURVE TYPE	AVE CF	CF	MIN CF	CALC AMOUNT	SPIKE AMOUNT	%D	MAX %D
Diesel	Lin		364187		501	500	0.1	20.0
n-Nonane	Ave	397578	398819		50.2	50.0	0.3	20.0

FORM VII 8015C

FORM VII
GC SEMI VOA CONTINUING CALIBRATION RETENTION TIME SUMMARY

Lab Name: TestAmerica North Canton Job No.: 240-1112-1

SDG No.:

Lab Sample ID: CCVRT 240-6199/9 Calibration Date: 06/27/2011 15:35

Instrument ID: A2HP14R Calib Start Date: 05/20/2011 10:36

GC Column: RTX-5 ID: 0.53(mm) Calib End Date: 05/20/2011 12:14

Lab File ID: P14R0000009.D

Analyte	RT	RT WINDOW	
		TO	FROM
Diesel	7.96	3.42	12.50
n-Nonane	1.63	1.58	1.68

FORM VII
GC SEMI VOA CONTINUING CALIBRATION DATA

Lab Name: TestAmerica North Canton Job No.: 240-1112-1

SDG No.:

Lab Sample ID: CCV 240-6200/9 Calibration Date: 06/27/2011 15:35

Instrument ID: A2HP14R Calib Start Date: 05/20/2011 10:36

GC Column: RTX-5 ID: 0.53(mm) Calib End Date: 05/20/2011 12:14

Lab File ID: P14R0000009.D Conc. Units: ng/uL

ANALYTE	CURVE TYPE	AVE CF	CF	MIN CF	CALC AMOUNT	SPIKE AMOUNT	%D	MAX %D
Diesel	Lin		364187		501	500	0.1	20.0
n-Nonane	Ave	397578	398819		50.2	50.0	0.3	20.0

FORM VII
GC SEMI VOA CONTINUING CALIBRATION RETENTION TIME SUMMARY

Lab Name: TestAmerica North Canton Job No.: 240-1112-1

SDG No.:

Lab Sample ID: CCV 240-6200/9 Calibration Date: 06/27/2011 15:35

Instrument ID: A2HP14R Calib Start Date: 05/20/2011 10:36

GC Column: RTX-5 ID: 0.53(mm) Calib End Date: 05/20/2011 12:14

Lab File ID: P14R0000009.D

Analyte	RT	RT WINDOW	
		TO	FROM
Diesel	7.96	3.42	12.50
n-Nonane	1.63	1.58	1.68

FORM VII
GC SEMI VOA CONTINUING CALIBRATION DATA

Lab Name: TestAmerica North Canton Job No.: 240-1112-1

SDG No.:

Lab Sample ID: CCV 240-6199/21 Calibration Date: 06/27/2011 20:29

Instrument ID: A2HP14R Calib Start Date: 05/20/2011 10:36

GC Column: RTX-5 ID: 0.53(mm) Calib End Date: 05/20/2011 12:14

Lab File ID: P14R0000021.D Conc. Units: ng/uL

ANALYTE	CURVE TYPE	AVE CF	CF	MIN CF	CALC AMOUNT	SPIKE AMOUNT	%D	MAX %D
Diesel	Lin		391501		546	500	9.1	20.0
n-Nonane	Ave	397578	435207		54.7	50.0	9.5	20.0

FORM VII
GC SEMI VOA CONTINUING CALIBRATION RETENTION TIME SUMMARY

Lab Name: TestAmerica North Canton Job No.: 240-1112-1

SDG No.:

Lab Sample ID: CCV 240-6199/21 Calibration Date: 06/27/2011 20:29

Instrument ID: A2HP14R Calib Start Date: 05/20/2011 10:36

GC Column: RTX-5 ID: 0.53(mm) Calib End Date: 05/20/2011 12:14

Lab File ID: P14R0000021.D

Analyte	RT	RT WINDOW	
		TO	FROM
Diesel	7.96	3.42	12.50
n-Nonane	1.63	1.58	1.68

FORM VII
GC SEMI VOA CONTINUING CALIBRATION DATA

Lab Name: TestAmerica North Canton Job No.: 240-1112-1

SDG No.:

Lab Sample ID: CCV 240-6200/21 Calibration Date: 06/27/2011 20:29

Instrument ID: A2HP14R Calib Start Date: 05/20/2011 10:36

GC Column: RTX-5 ID: 0.53(mm) Calib End Date: 05/20/2011 12:14

Lab File ID: P14R0000021.D Conc. Units: ng/uL

ANALYTE	CURVE TYPE	AVE CF	CF	MIN CF	CALC AMOUNT	SPIKE AMOUNT	%D	MAX %D
Diesel	Lin		391501		546	500	9.1	20.0
n-Nonane	Ave	397578	435207		54.7	50.0	9.5	20.0

FORM VII
GC SEMI VOA CONTINUING CALIBRATION RETENTION TIME SUMMARY

Lab Name: TestAmerica North Canton Job No.: 240-1112-1

SDG No.:

Lab Sample ID: CCV 240-6200/21 Calibration Date: 06/27/2011 20:29

Instrument ID: A2HP14R Calib Start Date: 05/20/2011 10:36

GC Column: RTX-5 ID: 0.53(mm) Calib End Date: 05/20/2011 12:14

Lab File ID: P14R0000021.D

Analyte	RT	RT WINDOW	
		TO	FROM
Diesel	7.96	3.42	12.50
n-Nonane	1.63	1.58	1.68

FORM VII
GC SEMI VOA CONTINUING CALIBRATION DATA

Lab Name: TestAmerica North Canton Job No.: 240-1112-1

SDG No.:

Lab Sample ID: CCV 240-6199/32 Calibration Date: 06/28/2011 00:58

Instrument ID: A2HP14R Calib Start Date: 05/20/2011 10:36

GC Column: RTX-5 ID: 0.53(mm) Calib End Date: 05/20/2011 12:14

Lab File ID: P14R0000032.D Conc. Units: ng/uL

ANALYTE	CURVE TYPE	AVE CF	CF	MIN CF	CALC AMOUNT	SPIKE AMOUNT	%D	MAX %D
Diesel	Lin		364047		501	500	0.1	20.0
n-Nonane	Ave	397578	428560		53.9	50.0	7.8	20.0

FORM VII
GC SEMI VOA CONTINUING CALIBRATION RETENTION TIME SUMMARY

Lab Name: TestAmerica North Canton Job No.: 240-1112-1

SDG No.:

Lab Sample ID: CCV 240-6199/32 Calibration Date: 06/28/2011 00:58

Instrument ID: A2HP14R Calib Start Date: 05/20/2011 10:36

GC Column: RTX-5 ID: 0.53(mm) Calib End Date: 05/20/2011 12:14

Lab File ID: P14R0000032.D

Analyte	RT	RT WINDOW	
		TO	FROM
Diesel	7.96	3.42	12.50
n-Nonane	1.63	1.58	1.68

FORM VII
GC SEMI VOA CONTINUING CALIBRATION DATA

Lab Name: TestAmerica North Canton Job No.: 240-1112-1

SDG No.:

Lab Sample ID: CCVRT 240-6391/4 Calibration Date: 06/28/2011 13:23

Instrument ID: A2HP14R Calib Start Date: 05/20/2011 10:36

GC Column: RTX-5 ID: 0.53(mm) Calib End Date: 05/20/2011 12:14

Lab File ID: P14R0000004.D Conc. Units: ng/uL

ANALYTE	CURVE TYPE	AVE CF	CF	MIN CF	CALC AMOUNT	SPIKE AMOUNT	%D	MAX %D
Diesel	Lin		378938		525	500	5.0	20.0
n-Nonane	Ave	397578	399849		50.3	50.0	0.6	20.0

FORM VII
GC SEMI VOA CONTINUING CALIBRATION RETENTION TIME SUMMARY

Lab Name: TestAmerica North Canton Job No.: 240-1112-1

SDG No.:

Lab Sample ID: CCVRT 240-6391/4 Calibration Date: 06/28/2011 13:23

Instrument ID: A2HP14R Calib Start Date: 05/20/2011 10:36

GC Column: RTX-5 ID: 0.53(mm) Calib End Date: 05/20/2011 12:14

Lab File ID: P14R0000004.D

Analyte	RT	RT WINDOW	
		TO	FROM
Diesel	7.95	3.41	12.50
n-Nonane	1.63	1.58	1.68

FORM VII
GC SEMI VOA CONTINUING CALIBRATION DATA

Lab Name: TestAmerica North Canton Job No.: 240-1112-1

SDG No.:

Lab Sample ID: CCV 240-6391/11 Calibration Date: 06/28/2011 16:14

Instrument ID: A2HP14R Calib Start Date: 05/20/2011 10:36

GC Column: RTX-5 ID: 0.53(mm) Calib End Date: 05/20/2011 12:14

Lab File ID: P14R0000011.D Conc. Units: ng/uL

ANALYTE	CURVE TYPE	AVE CF	CF	MIN CF	CALC AMOUNT	SPIKE AMOUNT	%D	MAX %D
Diesel	Lin		369774		510	500	2.0	20.0
n-Nonane	Ave	397578	425163		53.5	50.0	6.9	20.0

FORM VII 8015C

FORM VII
GC SEMI VOA CONTINUING CALIBRATION RETENTION TIME SUMMARY

Lab Name: TestAmerica North Canton Job No.: 240-1112-1

SDG No.:

Lab Sample ID: CCV 240-6391/11 Calibration Date: 06/28/2011 16:14

Instrument ID: A2HP14R Calib Start Date: 05/20/2011 10:36

GC Column: RTX-5 ID: 0.53(mm) Calib End Date: 05/20/2011 12:14

Lab File ID: P14R0000011.D

Analyte	RT	RT WINDOW TO	RT WINDOW FROM
Diesel	7.95	3.41	12.50
n-Nonane	1.63	1.58	1.68

FORM IV
GC SEMI VOA METHOD BLANK SUMMARY

Lab Name: TestAmerica North Canton Job No.: 240-1112-1

SDG No.:

Lab Sample ID: MB 240-5982/20-A

Matrix: Solid Date Extracted: 06/24/2011 10:55

Lab File ID:(1) P14R0000020.D Lab File ID:(2)

Date Analyzed:(1) 06/27/2011 20:04 Date Analyzed:(2)

Instrument ID:(1) A2HP14R Instrument ID:(2)

GC Column:(1) RTX-5 ID: 0.53(mm) GC Column:(2) ID:

THIS METHOD BLANK APPLIES TO THE FOLLOWING SAMPLES:

CLIENT SAMPLE ID	LAB SAMPLE ID	DATE ANALYZED 1	DATE ANALYZED 2
DR-SB-26-02	240-1112-1	06/27/2011 20:53	
DR-SB-26-10	240-1112-2	06/27/2011 21:18	
DR-SB-27-10	240-1112-4	06/27/2011 22:06	
DR-SB-28-02	240-1112-5	06/27/2011 22:31	
DR-SB-28-10	240-1112-6	06/27/2011 22:55	
DR-SB-29-10	240-1112-8	06/27/2011 23:44	
	LCS 240-5982/21-A	06/28/2011 00:33	
DR-SB-27-02	240-1112-3	06/28/2011 15:01	
DR-SB-29-02	240-1112-7	06/28/2011 15:25	

FORM I
GC SEMI VOA ORGANICS ANALYSIS DATA SHEET

Lab Name: TestAmerica North Canton Job No.: 240-1112-1

SDG No.:

Client Sample ID: Lab Sample ID: MB 240-5982/20-A

Matrix: Solid Lab File ID: P14R0000020.D

Analysis Method: 8015C Date Collected:

Extraction Method: 3540C Date Extracted: 06/24/2011 10:55

Sample wt/vol: 30.00(g) Date Analyzed: 06/27/2011 20:04

Con. Extract Vol.: 5.00(mL) Dilution Factor: 1

Injection Volume: 1(uL) GC Column: RTX-5 ID: 0.53(mm)

% Moisture: GPC Cleanup:(Y/N) N

Analysis Batch No.: 6199 Units: mg/Kg

CAS NO.	COMPOUND NAME	RESULT	Q	RL	MDL
STL00141	Total Petroleum Hydrocarbons (C10-C32)	17	U	17	9.3

CAS NO.	SURROGATE	%REC	Q	LIMITS
111-84-2	n-Nonane	41		10-110

FORM IV
GC SEMI VOA METHOD BLANK SUMMARY

Lab Name: TestAmerica North Canton Job No.: 240-1112-1

SDG No.:

Lab Sample ID: MB 240-6202/20-A

Matrix: Solid Date Extracted: 06/27/2011 10:50

Lab File ID:(1) P14F0000022.D Lab File ID:(2)

Date Analyzed:(1) 06/30/2011 19:04 Date Analyzed:(2)

Instrument ID:(1) A2HP14F Instrument ID:(2)

GC Column:(1) RTX-5 ID: 0.53(mm) GC Column:(2) ID:

THIS METHOD BLANK APPLIES TO THE FOLLOWING SAMPLES:

CLIENT SAMPLE ID	LAB SAMPLE ID	DATE ANALYZED 1	DATE ANALYZED 2
DR-SB-30-02	240-1112-9	06/30/2011 15:00	
DR-SB-30-08	240-1112-10	06/30/2011 15:24	
DR-SB-31-14	240-1112-12	06/30/2011 16:13	
DR-SB-31-14 MS	240-1112-12 MS	06/30/2011 16:37	
DR-SB-31-14 MSD	240-1112-12 MSD	06/30/2011 17:02	
DR-SB-32-12	240-1112-14	06/30/2011 17:51	
DR-SB-33-02	240-1112-15	06/30/2011 18:15	
DR-SB-33-12	240-1112-16	06/30/2011 18:39	
DR-SB-34-08	240-1112-18	06/30/2011 20:16	
DR-SB-35-10	240-1112-20	06/30/2011 21:04	
	LCS 240-6202/21-A	06/30/2011 23:28	
DR-SB-31-02	240-1112-11	07/01/2011 15:16	
DR-SB-32-02	240-1112-13	07/01/2011 15:41	
DR-SB-34-02	240-1112-17	07/01/2011 16:05	
DR-SB-35-02	240-1112-19	07/01/2011 16:29	

FORM I
GC SEMI VOA ORGANICS ANALYSIS DATA SHEET

Lab Name: TestAmerica North Canton	Job No.: 240-1112-1
SDG No.:	
Client Sample ID:	Lab Sample ID: MB 240-6202/20-A
Matrix: Solid	Lab File ID: P14F0000022.D
Analysis Method: 8015C	Date Collected:
Extraction Method: 3540C	Date Extracted: 06/27/2011 10:50
Sample wt/vol: 30.00(g)	Date Analyzed: 06/30/2011 19:04
Con. Extract Vol.: 5(mL)	Dilution Factor: 1
Injection Volume: 1(uL)	GC Column: RTX-5 ID: 0.53(mm)
% Moisture:	GPC Cleanup:(Y/N) N
Analysis Batch No.: 6661	Units: mg/Kg

CAS NO.	COMPOUND NAME	RESULT	Q	RL	MDL
STL00141	Total Petroleum Hydrocarbons (C10-C32)	17	U	17	9.3

CAS NO.	SURROGATE	%REC	Q	LIMITS
111-84-2	n-Nonane	44		10-110

FORM II
GC SEMI VOA SURROGATE RECOVERY

Lab Name: TestAmerica North Canton. Job No.: 240-1112-1

SDG No.:

Matrix: Solid Level: Low

GC Column (1): RTX-5 ID: 0.53 (mm)

Client Sample ID	Lab Sample ID	C91	#
DR-SB-26-02	240-1112-1	38	
DR-SB-26-10	240-1112-2	46	
DR-SB-27-02	240-1112-3	47	
DR-SB-27-10	240-1112-4	46	
DR-SB-28-02	240-1112-5	26	
DR-SB-28-10	240-1112-6	45	
DR-SB-29-02	240-1112-7	40	
DR-SB-29-10	240-1112-8	50	
DR-SB-30-02	240-1112-9	39	
DR-SB-30-08	240-1112-10	42	
DR-SB-31-02	240-1112-11	38	
DR-SB-31-14	240-1112-12	43	
DR-SB-32-02	240-1112-13	41	
DR-SB-32-12	240-1112-14	44	
DR-SB-33-02	240-1112-15	37	
DR-SB-33-12	240-1112-16	41	
DR-SB-34-02	240-1112-17	42	
DR-SB-34-08	240-1112-18	43	
DR-SB-35-02	240-1112-19	37	
DR-SB-35-10	240-1112-20	49	
	MB 240-5982/20-A	41	
	MB 240-6202/20-A	44	
	LCS 240-5982/21-A	42	
	LCS 240-6202/21-A	46	
DR-SB-31-14 MS	240-1112-12 MS	50	
	240-1070-F-16-D MS	52	
DR-SB-31-14 MSD	240-1112-12 MSD	41	
	240-1070-F-16-E MSD	51	

C9 = n-Nonane

QC LIMITS
10-110

Column to be used to flag recovery values

FORM II 8015C

FORM III
GC SEMI VOA LAB CONTROL SAMPLE RECOVERY

Lab Name: TestAmerica North Canton Job No.: 240-1112-1

SDG No.:

Matrix: Solid Level: Low Lab File ID: P14R0000031.D

Lab ID: LCS 240-5982/21-A Client ID:

COMPOUND	SPIKE ADDED (mg/Kg)	LCS CONCENTRATION (mg/Kg)	LCS % REC	QC LIMITS REC	#
Diesel	83.3	75.4	91	47-138	

Column to be used to flag recovery and RPD values

FORM III 8015C

FORM III
GC SEMI VOA LAB CONTROL SAMPLE RECOVERY

Lab Name: TestAmerica North Canton Job No.: 240-1112-1

SDG No.:

Matrix: Solid Level: Low Lab File ID: P14F0000033.D

Lab ID: LCS 240-6202/21-A Client ID:

COMPOUND	SPIKE ADDED (mg/Kg)	LCS CONCENTRATION (mg/Kg)	LCS % REC	QC LIMITS REC	#
Diesel	83.3	80.4	96	47-138	

Column to be used to flag recovery and RPD values

FORM III 8015C

FORM III
GC SEMI VOA MATRIX SPIKE RECOVERY

Lab Name: TestAmerica North Canton Job No.: 240-1112-1

SDG No.:

Matrix: Solid Level: Low Lab File ID: P14F0000016.D

Lab ID: 240-1112-12 MS Client ID: DR-SB-31-14 MS

COMPOUND	SPIKE ADDED (mg/Kg)	SAMPLE CONCENTRATION (mg/Kg)	MS CONCENTRATION (mg/Kg)	MS % REC	QC LIMITS REC	#
Diesel	102	20 U	98.7	97	10-199	

Column to be used to flag recovery and RPD values

FORM III 8015C

FORM III
GC SEMI VOA MATRIX SPIKE RECOVERY

Lab Name: TestAmerica North Canton Job No.: 240-1112-1

SDG No.:

Matrix: Solid Level: Low Lab File ID: P14R0000018.D

Lab ID: 240-1070-F-16-D MS Client ID:

COMPOUND	SPIKE ADDED (mg/Kg)	SAMPLE CONCENTRATION (mg/Kg)	MS CONCENTRATION (mg/Kg)	MS % REC	QC LIMITS REC	#
Diesel	103	32	143	107	10-199	

Column to be used to flag recovery and RPD values

FORM III 8015C

FORM III
GC SEMI VOA MATRIX SPIKE DUPLICATE RECOVERY

Lab Name: TestAmerica North Canton Job No.: 240-1112-1

SDG No.:

Matrix: Solid Level: Low Lab File ID: P14F0000017.D

Lab ID: 240-1112-12 MSD Client ID: DR-SB-31-14 MSD

COMPOUND	SPIKE ADDED (mg/Kg)	MSD CONCENTRATION (mg/Kg)	MSD % REC	% RPD	QC LIMITS RPD	QC LIMITS REC	#
Diesel	102	86.8	85	13	30	10-199	

Column to be used to flag recovery and RPD values

FORM III 8015C

FORM III
GC SEMI VOA MATRIX SPIKE DUPLICATE RECOVERY

Lab Name: TestAmerica North Canton Job No.: 240-1112-1

SDG No.:

Matrix: Solid Level: Low Lab File ID: P14R0000019.D

Lab ID: 240-1070-F-16-E MSD Client ID:

COMPOUND	SPIKE ADDED (mg/Kg)	MSD CONCENTRATION (mg/Kg)	MSD % REC	% RPD	QC LIMITS RPD	QC LIMITS REC	#
Diesel	103	169	132	17	30	10-199	

Column to be used to flag recovery and RPD values

FORM III 8015C

FORM VIII
GC SEMI VOA ANALYTICAL SEQUENCE

Lab Name: TestAmerica North Canton Job No.: 240-1112-1

SDG No.:

Sample No.: CCVRT 240-6661/11 Date Analyzed: 06/30/2011 14:35

Instrument ID: A2HP14F GC Column: RTX-5 ID: 0.53(mm)

Lab File ID (Standard): P14F0000011.D Heated Purge: (Y/N) N

Calibration ID: 1050

THE ANALYTICAL SEQUENCE OF BLANKS, SAMPLES, STANDARDS, MS/MSDs AND LCSs IS GIVEN BELOW:

				C9 RT #
CONTINUING CALIBRATION SURROGATE				1.73
UPPER LIMIT				1.83
LOWER LIMIT				1.63
LAB SAMPLE ID	CLIENT SAMPLE ID	DATE ANALYZED	LAB FILE ID	
CCVRT 240-6661/11		06/30/2011 14:35	P14F0000011.D	1.73
240-1112-9	DR-SB-30-02	06/30/2011 15:00	P14F0000012.D	1.74
240-1112-10	DR-SB-30-08	06/30/2011 15:24	P14F0000013.D	1.74
240-1112-12	DR-SB-31-14	06/30/2011 16:13	P14F0000015.D	1.74
240-1112-12 MS	DR-SB-31-14 MS	06/30/2011 16:37	P14F0000016.D	1.74
240-1112-12 MSD	DR-SB-31-14 MSD	06/30/2011 17:02	P14F0000017.D	1.74
240-1112-14	DR-SB-32-12	06/30/2011 17:51	P14F0000019.D	1.74
240-1112-15	DR-SB-33-02	06/30/2011 18:15	P14F0000020.D	1.74
240-1112-16	DR-SB-33-12	06/30/2011 18:39	P14F0000021.D	1.74
MB 240-6202/20-A		06/30/2011 19:04	P14F0000022.D	1.74
CCV 240-6661/23		06/30/2011 19:28	P14F0000023.D	1.73
240-1112-18	DR-SB-34-08	06/30/2011 20:16	P14F0000025.D	1.74
240-1112-20	DR-SB-35-10	06/30/2011 21:04	P14F0000027.D	1.74
LCS 240-6202/21-A		06/30/2011 23:28	P14F0000033.D	1.74
CCV 240-6661/34		06/30/2011 23:52	P14F0000034.D	1.73

C9 = n-Nonane

C9 RT Limit = ± 0.1 minutes of surrogate RT

Column used to flag values outside QC limits

FORM VIII 8015C

FORM VIII
GC SEMI VOA ANALYTICAL SEQUENCE

Lab Name: TestAmerica North Canton Job No.: 240-1112-1

SDG No.:

Sample No.: CCVRT 240-6867/4 Date Analyzed: 07/01/2011 12:01

Instrument ID: A2HP14F GC Column: RTX-5 ID: 0.53(mm)

Lab File ID (Standard): P14F0000008.D Heated Purge: (Y/N) N

Calibration ID: 1050

THE ANALYTICAL SEQUENCE OF BLANKS, SAMPLES, STANDARDS, MS/MSDs AND LCSs IS GIVEN BELOW:

				C9 RT #
CONTINUING CALIBRATION SURROGATE				1.73
UPPER LIMIT				1.83
LOWER LIMIT				1.63
LAB SAMPLE ID	CLIENT SAMPLE ID	DATE ANALYZED	LAB FILE ID	
CCVRT 240-6867/4		07/01/2011 12:01	P14F0000008.D	1.73
CCV 240-6867/11		07/01/2011 14:52	P14F0000015.D	1.73
240-1112-11	DR-SB-31-02	07/01/2011 15:16	P14F0000016.D	1.74
240-1112-13	DR-SB-32-02	07/01/2011 15:41	P14F0000017.D	1.73
240-1112-17	DR-SB-34-02	07/01/2011 16:05	P14F0000018.D	1.73
240-1112-19	DR-SB-35-02	07/01/2011 16:29	P14F0000019.D	1.73
CCV 240-6867/17		07/01/2011 17:18	P14F0000021.D	1.73
CCV 240-6867/29		07/01/2011 22:08	P14F0000033.D	1.73
CCV 240-6867/41		07/02/2011 02:57	P14F0000045.D	1.73

C9 = n-Nonane

C9 RT Limit = ± 0.1 minutes of surrogate RT

Column used to flag values outside QC limits

FORM VIII 8015C

FORM VIII
GC SEMI VOA ANALYTICAL SEQUENCE

Lab Name: TestAmerica North Canton Job No.: 240-1112-1

SDG No.:

Sample No.: CCVRT 240-6200/4 Date Analyzed: 06/27/2011 13:33

Instrument ID: A2HP14R GC Column: RTX-5 ID: 0.53(mm)

Lab File ID (Standard): P14R0000004.D Heated Purge: (Y/N) N

Calibration ID: 1161

THE ANALYTICAL SEQUENCE OF BLANKS, SAMPLES, STANDARDS, MS/MSDs AND LCSs IS GIVEN BELOW:

				C9 RT #
CONTINUING CALIBRATION SURROGATE				1.63
UPPER LIMIT				1.73
LOWER LIMIT				1.53
LAB SAMPLE ID	CLIENT SAMPLE ID	DATE ANALYZED	LAB FILE ID	
CCVRT 240-6200/4		06/27/2011 13:33	P14R0000004.D	1.63
CCV 240-6200/9		06/27/2011 15:35	P14R0000009.D	1.63
240-1070-F-16-D MS		06/27/2011 19:15	P14R0000018.D	1.63
240-1070-F-16-E MSD		06/27/2011 19:40	P14R0000019.D	1.64
CCV 240-6200/21		06/27/2011 20:29	P14R0000021.D	1.63

C9 = n-Nonane

C9 RT Limit = ± 0.1 minutes of surrogate RT

Column used to flag values outside QC limits

FORM VIII 8015C

FORM VIII
GC SEMI VOA ANALYTICAL SEQUENCE

Lab Name: TestAmerica North Canton Job No.: 240-1112-1

SDG No.:

Sample No.: CCVRT 240-6199/9 Date Analyzed: 06/27/2011 15:35

Instrument ID: A2HP14R GC Column: RTX-5 ID: 0.53(mm)

Lab File ID (Standard): P14R0000009.D Heated Purge: (Y/N) N

Calibration ID: 1160

THE ANALYTICAL SEQUENCE OF BLANKS, SAMPLES, STANDARDS, MS/MSDs AND LCSs IS GIVEN BELOW:

				C9 RT #
CONTINUING CALIBRATION SURROGATE				1.63
UPPER LIMIT				1.73
LOWER LIMIT				1.53
LAB SAMPLE ID	CLIENT SAMPLE ID	DATE ANALYZED	LAB FILE ID	
CCVRT 240-6199/9		06/27/2011 15:35	P14R0000009.D	1.63
MB 240-5982/20-A		06/27/2011 20:04	P14R0000020.D	1.64
CCV 240-6199/21		06/27/2011 20:29	P14R0000021.D	1.63
240-1112-1	DR-SB-26-02	06/27/2011 20:53	P14R0000022.D	1.64
240-1112-2	DR-SB-26-10	06/27/2011 21:18	P14R0000023.D	1.64
240-1112-4	DR-SB-27-10	06/27/2011 22:06	P14R0000025.D	1.63
240-1112-5	DR-SB-28-02	06/27/2011 22:31	P14R0000026.D	1.63
240-1112-6	DR-SB-28-10	06/27/2011 22:55	P14R0000027.D	1.64
240-1112-8	DR-SB-29-10	06/27/2011 23:44	P14R0000029.D	1.64
LCS 240-5982/21-A		06/28/2011 00:33	P14R0000031.D	1.63
CCV 240-6199/32		06/28/2011 00:58	P14R0000032.D	1.63

C9 = n-Nonane

C9 RT Limit = ± 0.1 minutes of surrogate RT

Column used to flag values outside QC limits

FORM VIII 8015C

FORM VIII
GC SEMI VOA ANALYTICAL SEQUENCE

Lab Name: TestAmerica North Canton Job No.: 240-1112-1

SDG No.:

Sample No.: CCVRT 240-6391/4 Date Analyzed: 06/28/2011 13:23

Instrument ID: A2HP14R GC Column: RTX-5 ID: 0.53(mm)

Lab File ID (Standard): P14R0000004.D Heated Purge: (Y/N) N

Calibration ID: 1160

THE ANALYTICAL SEQUENCE OF BLANKS, SAMPLES, STANDARDS, MS/MSDs AND LCSs IS GIVEN BELOW:

				C9 RT #
CONTINUING CALIBRATION SURROGATE				1.63
UPPER LIMIT				1.73
LOWER LIMIT				1.53
LAB SAMPLE ID	CLIENT SAMPLE ID	DATE ANALYZED	LAB FILE ID	
CCVRT 240-6391/4		06/28/2011 13:23	P14R0000004.D	1.63
240-1112-3	DR-SB-27-02	06/28/2011 15:01	P14R0000008.D	1.63
240-1112-7	DR-SB-29-02	06/28/2011 15:25	P14R0000009.D	1.63
CCV 240-6391/11		06/28/2011 16:14	P14R0000011.D	1.63

C9 = n-Nonane

C9 RT Limit = ± 0.1 minutes of surrogate RT

Column used to flag values outside QC limits

FORM VIII 8015C

TETRA TECH NUS, INC. **CALCULATION WORKSHEET** PAGE 1 OF 1

CLIENT: MSA-Compass Rose	JOB NUMBER: SDG 240-1112-1
SUBJECT: Sample Calculation	
BASED ON:	DRAWING NUMBER:
BY: Ann Cognetti / CHECKED BY:	APPROVED BY: / DATE: September 1, 2011

I. VOC; Sample DR-SB-27-10; (trichloroethene)

$$\frac{444622}{1319171} * 3.333 * \frac{5\,mL}{5.91g} * \frac{50\,ug/L}{0.2582} * \frac{1}{0.863} * \frac{5\,uL}{100\,uL} * 1000 = 10663.0\,ug/kg$$

II. SVOC; Sample DR-SB-32-02; (benzo(a)pyrene

$$\frac{733703}{578779} * 133.33 * \frac{2\,mL}{30.10g} * \frac{1}{0.937} * \frac{4\,ng/uL}{1.1821} * 1000 = 40556.9\,ug/kg$$

III. PCB; Sample DR-SB-32-02; (Aroclor 1260

$$\frac{72608329}{124322996} = 0.584$$

$$\frac{65292856}{117330359} = 0.556$$

$$\frac{97493513}{175672428} = 0.555$$

$$\frac{54425971}{74584339.7} = 0.730$$

$$\frac{45770343}{65277667.8} = 0.701$$

$$\frac{0.701 + 0.584 + 0.556 + 0.555 + 0.730}{\cancel{4}\ 5\,AC}$$

$$= \overset{0.625}{\cancel{0.606}} * \frac{10\,mL}{30.01g} * \frac{1}{0.937} * 1000$$

$$= \overset{AC}{\cancel{215.5}}\ ug/kg$$

222.3

Sample Calculation

FORM I
GC/MS VOA ORGANICS ANALYSIS DATA SHEET

Lab Name: TestAmerica North Canton | Job No.: 240-1112-1

SDG No.:

Client Sample ID: DR-SB-27-10 | Lab Sample ID: 240-1112-4

Matrix: Solid | Lab File ID: 149241.D

Analysis Method: 8260B | Date Collected: 06/13/2011 23:45

Sample wt/vol: 5.91(g) | Date Analyzed: 06/27/2011 12:39

Soil Aliquot Vol: 100 (uL) | Dilution Factor: 3.333

Soil Extract Vol.: 5(mL) | GC Column: DB-624 ID: 0.18(mm)

% Moisture: 13.7 | Level: (low/med) Medium

Analysis Batch No.: 6180 | Units: ug/Kg

CAS NO.	COMPOUND NAME	RESULT	Q	RL	MDL
124-48-1	Dibromochloromethane	820	U	820	39
75-00-3	Chloroethane	820	U *	820	200
67-66-3	Chloroform	820	U	820	29
74-87-3	Chloromethane	820	U	820	46
156-59-2	cis-1,2-Dichloroethene	1000		820	23
10061-01-5	cis-1,3-Dichloropropene	820	U	820	26
74-95-3	Dibromomethane	820	U	820	46
74-97-5	Bromochloromethane	820	U	820	42
75-71-8	Dichlorodifluoromethane	820	U	820	52
75-27-4	Bromodichloromethane	820	U	820	32
75-65-0	tert-Butyl alcohol	33000	U	33000	780
100-41-4	Ethylbenzene	820	U	820	18
87-68-3	Hexachlorobutadiene	820	U	820	46
108-20-3	Diisopropyl ether	1600	U	1600	160
98-82-8	Isopropylbenzene	820	U	820	21
1634-04-4	Methyl tert-butyl ether	3300	U	3300	23
75-09-2	Methylene Chloride	700	J B	820	250
179601-23-1	m-Xylene & p-Xylene	76	J	1600	20
91-20-3	Naphthalene	820	U	820	22
104-51-8	n-Butylbenzene	820	U	820	26
103-65-1	n-Propylbenzene	820	U	820	46
95-47-6	o-Xylene	820	U	820	28
135-98-8	sec-Butylbenzene	820	U	820	15
100-42-5	Styrene	820	U	820	18
994-05-8	Tert-amyl-methyl ether (TAME)	820	U	820	1.2
637-92-3	Ethyl-t-butyl ether (ETBE)	820	U	820	0.72
127-18-4	Tetrachloroethene	64	J	820	39
108-88-3	Toluene	820	U	820	56
156-60-5	trans-1,2-Dichloroethene	410	J	820	30
10061-02-6	trans-1,3-Dichloropropene	820	U	820	65
79-01-6	Trichloroethene	11000		820	32
75-69-4	Trichlorofluoromethane	820	U	820	52
108-05-4	Vinyl acetate	1600	U	1600	75
75-01-4	Vinyl chloride	820	U	820	59
1330-20-7	Xylenes, Total	76	J	1600	26

Sample Calculation

Report Date: 28-Jun-2011 10:20:49 Chrom Revision: 1.2 27-Jun-2011 14:36:06

TestAmerica Laboratories
Target Compound Quantitation Report

Data File:	\\NCChrom\ChromData\A3UX14\20110627-1400.b\149241.D		
Lims ID:	240-1112-A-4-A	Client ID:	DR-SB-27-10
Inject. Date:	27-Jun-2011 12:39:30	Dil. Factor:	3.3330
Sample Type:	Client		
Sample ID:	240-1112-a-4-a		
Misc. Info.:	240-0001400-009 =240-0001400-009		
Operator:	2807	Instrument ID:	A3UX14
Vol. Injected:	1.0000	ALS Bottle#:	8
Lims Batch ID:	6180	Lims Sample ID:	9
Detector:	MS SCAN		
Method:	\\NCChrom\ChromData\A3UX14\20110627-1400.b\8260_14.m		
Last Update:	28-Jun-2011 10:20:45	Calib Date:	13-May-2011 16:27:30
Quant Method:	Internal Standard	Quant By:	Initial Calibration
Last ICal File:	\\NCChrom\ChromData\A3UX14\20110513-528.b\148171.D		
Limit Group:	MSV 8260B ICAL		
Integrator:	RTE	ID Type:	Deconvolution ID
Process Host:	CORP-CTX-18		

First Level Reviewer: macenczaks Date: 27-Jun-2011 13:12:14

Compound	Sig	RT	EXP RT	DLT RT	Q	Response	On-Col Amt ug/l	Flags
* 1 Fluorobenzene	96	6.897	6.896	0.0	100	1319171	50.0	
* 2 Chlorobenzene-d5	117	9.606	9.606	0.0	90	1041026	50.0	
* 3 1,4-Dichlorobenzene-d4	152	11.570	11.570	0.0	97	499516	50.0	
$ 5 Dibromofluoromethane (Surr)	113	6.222	6.222	0.0	58	60568	9.70	
$ 6 1,2-Dichloroethane-d4 (Surr)	65	6.553	6.565	-0.012	90	86374	12.0	
$ 7 Toluene-d8 (Surr)	98	8.364	8.364	0.0	94	240222	10.0	
$ 131 4-Bromofluorobenzene (Surr)	95	10.600	10.600	0.0	91	93281	11.0	
12 Dichlorodifluoromethane	85		1.441					
13 Chloromethane	50		1.619					
14 Vinyl chloride	62		1.737					
15 Bromomethane	94		2.080					
16 Chloroethane	64		2.199					
18 Trichlorofluoromethane	101		2.506					
21 1,1-Dichloroethene	96		3.157					
23 1,1,2-Trichloro-1,2,2-trifluoroethane	151		3.193					
22 Acetone	43		3.276					
26 Carbon disulfide	76		3.429					
30 Methylene Chloride	84	3.903	3.903	0.0	89	25675	4.26	
31 2-Methyl-2-propanol	59		4.222					
33 trans-1,2-Dichloroethene	96	4.329	4.341	-0.012	88	14996	2.50	
34 Methyl tert-butyl ether	73		4.376					
36 1,1-Dichloroethane	63		4.932					
37 Vinyl acetate	86		5.062					
38 Isopropyl ether	87		5.086					
40 Tert-butyl ethyl ether	59		5.536					
43 2,2-Dichloropropane	77		5.654					
42 cis-1,2-Dichloroethene	96	5.666	5.666	0.0	71	40250	6.21	
41 2-Butanone (MEK)	43		5.713					
47 Chlorobromomethane	128		5.938					
49 Chloroform	83		6.044					
50 1,1,1-Trichloroethane	97		6.222					

Sample Calculation

Report Date: 28-Jun-2011 10:20:49 Chrom Revision: 1.2 27-Jun-2011 14:36:06
Data File: \\NCChrom\ChromData\A3UX14\20110627-1400.b\149241.D

Compound	Sig	RT	EXP RT	DLT RT	Q	Response	On-Col Amt ug/l	Flags
52 1,1-Dichloropropene	75		6.399					
53 Carbon tetrachloride	117		6.399					
55 Benzene	78		6.612					
56 1,2-Dichloroethane	62		6.636					
57 Tert-amyl methyl ether	73		6.754					
60 Trichloroethene	130	7.251	7.251	0.0	90	444622	65.3	
62 1,2-Dichloropropane	63		7.464					
65 Dibromomethane	93		7.571					
67 Dichlorobromomethane	83		7.725					
69 2-Chloroethyl vinyl ether	63		8.009					
70 cis-1,3-Dichloropropene	75		8.127					
71 4-Methyl-2-pentanone (MIBK)	43	8.269	8.269	0.0	52	1205	0.1805	
72 Toluene	91	8.423	8.423	0.0	84	8047	0.3013	
73 trans-1,3-Dichloropropene	75		8.612					
77 Tetrachloroethene	164	8.896	8.896	0.0	72	2195	0.3905	
76 1,3-Dichloropropane	76		8.920					
78 2-Hexanone	43		8.991					
79 Chlorodibromomethane	129		9.121					
123 Ethylene Dibromide	107		9.216					
82 Chlorobenzene	112		9.630					
83 1,1,1,2-Tetrachloroethane	131		9.701					
84 Ethylbenzene	106		9.725					
10 m-Xylene & p-Xylene	106	9.819	9.819	0.0	97	5348	0.4663	
85 o-Xylene	106		10.162					
86 Styrene	104		10.162					
87 Bromoform	173		10.328					
88 Isopropylbenzene	105		10.470					
90 1,1,2,2-Tetrachloroethane	83		10.707					
91 Bromobenzene	156		10.730					
92 1,2,3-Trichloropropane	110		10.754					
94 N-Propylbenzene	120		10.813					
95 2-Chlorotoluene	126		10.896					
104 4-Chlorotoluene	126		10.979					
97 tert-Butylbenzene	119		11.239					
98 1,2,4-Trimethylbenzene	105		11.275					
99 sec-Butylbenzene	105		11.417					
100 1,3-Dichlorobenzene	146		11.523					
101 4-Isopropyltoluene	119		11.535					
102 1,4-Dichlorobenzene	146		11.594					
103 1,2,3-Trimethylbenzene	105		11.630					
105 n-Butylbenzene	91		11.878					
106 1,2-Dichlorobenzene	146		11.914					
107 1,2-Dibromo-3-Chloropropane	157		12.564					
109 1,2,4-Trichlorobenzene	180		13.251					
110 Hexachlorobutadiene	225		13.381					
111 Naphthalene	128		13.440					
112 1,2,3-Trichlorobenzene	180		13.629					
S 114 Xylenes, Total	106				0		0.4663	

Sample Calculation

FORM VI
GC/MS VOA INITIAL CALIBRATION DATA
INTERNAL STANDARD CURVE EVALUTION

Lab Name: TestAmerica North Canton Job No.: 240-1112-1 Analy Batch No.: 1969

SDG No.:

Instrument ID: A3UX14 GC Column: DB-624 ID: 0.18(mm) Heated Purge: (Y/N) Y

Calibration Start Date: 05/13/2011 10:44 Calibration End Date: 05/13/2011 13:14 Calibration ID: 985

ANALYTE	RRF					CURVE TYPE	COEFFICIENT			#	MIN RRF	%RSD	#	MAX %RSD	R^2 OR COD	#	MIN R^2 OR COD
	LVL 1	LVL 2	LVL 3	LVL 4	LVL 5		B	M1	M2								
	LVL 6	LVL 7	LVL 8														
tert-Butyl alcohol	0.0220	0.0203	0.0215	0.0212	0.0224	Ave		0.0217				6.6		15.0			
	0.0192	0.0230	0.0236														
Acrylonitrile	0.1161	0.1061	0.1061	0.1047	0.1060	Ave		0.1046				5.5		15.0			
	0.0979	0.1004	0.0993														
trans-1,2-Dichloroethene	0.2375	0.2083	0.2518	0.2275	0.2254	Ave		0.2275				5.7		15.0			
	0.2281	0.2212	0.2204														
Methyl tert-butyl ether	0.5833	0.5341	0.5924	0.5609	0.5714	Ave		0.5685				3.2		15.0			
	0.5556	0.5732	0.5770														
Hexane	0.0388	0.0386	0.0568	0.0546	0.0515	Ave		0.0501				14.0		15.0			
	0.0532	0.0532	0.0541														
1,1-Dichloroethane	0.3859	0.3709	0.4539	0.4277	0.4229	Ave		0.4178			0.1000	6.4		15.0			
	0.4303	0.4229	0.4280														
Vinyl acetate	0.0354	0.0292	0.0259	0.0286	0.0307	Ave		0.0316				12.0		15.0			
	0.0308	0.0356	0.0367														
2,2-Dichloropropane	0.1247	0.1337	0.1588	0.1527	0.1561	Ave		0.1535				11.0		15.0			
	0.1678	0.1684	0.1656														
cis-1,2-Dichloroethene	0.2399	0.2284	0.2726	0.2462	0.2467	Ave		0.2456				5.2		15.0			
	0.2500	0.2408	0.2399														
2-Butanone	0.1370	0.1203	0.1136	0.1204	0.1187	Ave		0.1203				6.5		15.0			
	0.1102	0.1204	0.1218														
Bromochloromethane	0.1367	0.1233	0.1399	0.1309	0.1300	Ave		0.1307				4.1		15.0			
	0.1293	0.1279	0.1275														
Tetrahydrofuran	+++++	0.0761	0.0931	0.0811	0.0776	Ave		0.0799				8.3		15.0			
	0.0717	0.0791	0.0806														
Chloroform	0.3577	0.3286	0.3971	0.3589	0.3673	Ave		0.3650				5.2		15.0			
	0.3701	0.3691	0.3712														
1,1,1-Trichloroethane	0.2243	0.2320	0.2950	0.2924	0.2941	Ave		0.2857				13.0		15.0			
	0.3146	0.3171	0.3165														
Cyclohexane	0.3955	0.3242	0.5235	0.4931	0.4835	Ave		0.4625				15.0		15.0			
	0.5007	0.4878	0.4917														
Carbon tetrachloride	+++++	+++++	0.2718	0.2675	0.2786	Ave		0.2938				8.2		15.0			
	0.3061	0.3162	0.3225														
1,1-Dichloropropene	0.2512	0.2451	0.3099	0.2800	0.2821	Ave		0.2791				7.6		15.0			
	0.2939	0.2837	0.2865														
Benzene	0.9367	0.8077	0.9426	0.8592	0.8405	Ave		0.8703				5.3		15.0			
	0.8594	0.8486	0.8677														
1,2-Dichloroethane	0.3610	0.3234	0.3750	0.3268	0.3387	Ave		0.3410				5.2		15.0			
	0.3297	0.3352	0.3387														
Trichloroethene	0.2480	0.2251	0.2912	0.2569	0.2553	Ave		0.2582				7.2		15.0			
	0.2692	0.2589	0.2607														

Note: The m1 coefficient is the same as Ave RRF for an Ave curve type.

Sample Calculation

FORM I
GC/MS SEMI VOA ORGANICS ANALYSIS DATA SHEET

Lab Name: TestAmerica North Canton | Job No.: 240-1112-1

SDG No.:

Client Sample ID: DR-SB-32-02 | Lab Sample ID: 240-1112-13

Matrix: Solid | Lab File ID: 1112G13B.D

Analysis Method: 8270D | Date Collected: 06/14/2011 01:54

Extract. Method: 3540C | Date Extracted: 06/25/2011 07:44

Sample wt/vol: 30.10(g) | Date Analyzed: 07/18/2011 18:22

Con. Extract Vol.: 2(mL) | Dilution Factor: 133.33

Injection Volume: 1(uL) | Level: (low/med) Low

% Moisture: 6.3 | GPC Cleanup:(Y/N) N

Analysis Batch No.: 9079 | Units: ug/Kg

CAS NO.	COMPOUND NAME	RESULT	Q	RL	MDL
92-52-4	1,1'-Biphenyl	7100	U	7100	3800
123-91-1	1,4-Dioxane	14000	U	14000	3100
88-06-2	2,4,6-Trichlorophenol	21000	U	21000	11000
95-95-4	2,4,5-Trichlorophenol	21000	U	21000	3500
120-83-2	2,4-Dichlorophenol	21000	U	21000	2800
105-67-9	2,4-Dimethylphenol	21000	U	21000	2800
51-28-5	2,4-Dinitrophenol	47000	U	47000	11000
121-14-2	2,4-Dinitrotoluene	28000	U	28000	3800
91-58-7	2-Chloronaphthalene	7100	U	7100	470
95-57-8	2-Chlorophenol	7100	U	7100	3800
91-57-6	2-Methylnaphthalene	950	U	950	470
95-48-7	2-Methylphenol	28000	U	28000	11000
88-74-4	2-Nitroaniline	28000	U	28000	1300
88-75-5	2-Nitrophenol	7100	U	7100	3800
15831-10-4	3 & 4 Methylphenol	57000	U	57000	2800
91-94-1	3,3'-Dichlorobenzidine	14000	U	14000	2600
99-09-2	3-Nitroaniline	28000	U	28000	2300
534-52-1	4,6-Dinitro-2-methylphenol	21000	U	21000	11000
101-55-3	4-Bromophenyl phenyl ether	7100	U	7100	1800
59-50-7	4-Chloro-3-methylphenol	21000	U	21000	3000
106-47-8	4-Chloroaniline	21000	U	21000	2400
7005-72-3	4-Chlorophenyl phenyl ether	7100	U	7100	1800
100-01-6	4-Nitroaniline	28000	U	28000	3700
83-32-9	Acenaphthene	4100		950	470
208-96-8	Acenaphthylene	950	U	950	470
98-86-2	Acetophenone	14000	U	14000	1300
120-12-7	Anthracene	9100		950	470
1912-24-9	Atrazine	28000	U	28000	1300
100-52-7	Benzaldehyde	14000	U	14000	1700
56-55-3	Benzo[a]anthracene	45000		950	470
50-32-8	Benzo[a]pyrene	41000		950	470
205-99-2	Benzo[b]fluoranthene	52000		950	470
191-24-2	Benzo[g,h,i]perylene	28000		950	470
207-08-9	Benzo[k]fluoranthene	27000		950	470

Sample Calculation

Report Date: 21-Jul-2011 14:38:16 Chrom Revision: 1.2 13-Jul-2011 10:43:06

TestAmerica Laboratories
Target Compound Quantitation Report

Data File: \\Ncchrom\ChromData\A4HP9\20110720-2016.b\1112G13B.D
Lims ID: 240-1112-G-13-B Client ID: DR-SB-32-02
Inject. Date: 18-Jul-2011 18:22:30 Dil. Factor: 133.3300
Sample Type: Client
Sample ID: 1112g13b,10718a.b,8270c-625,1-827042d.sub
Misc. Info.:
Operator: 001574 Instrument ID: A4HP9
Vol. Injected: 1.0000 ALS Bottle#: 23
Lims Batch ID: 9079 Lims Sample ID: 69
Detector: MS SCAN

Method: \\Ncchrom\ChromData\A4HP9\20110720-2016.b\8270 _9.m
Last Update: 21-Jul-2011 14:37:57 Calib Date: 14-Jul-2011 16:17:30
Quant Method: Internal Standard Quant By: Initial Calibration
Last ICal File: \\Ncchrom\ChromData\A4HP9\20110715-1888.b\9AHHH714.D
Limit Group: MSS 8270D ICAL
Integrator: RTE ID Type: Deconvolution ID
Process Host: CORP-CTX-17

First Level Reviewer: ulmanm Date: 21-Jul-2011 13:32:54

Compound	Sig	RT	ADJ RT	DLT RT	Q	Response	On-Col Amt ng/ul	Flags
* 1 1,4-Dichlorobenzene-d4	152	3.831	3.833	-0.002	94	159481	4.00	
* 2 Naphthalene-d8	136	4.798	4.795	0.003	98	641754	4.00	
* 3 Acenaphthene-d10	164	6.096	6.093	0.003	77	373774	4.00	
* 4 Phenanthrene-d10	188	7.181	7.178	0.003	90	687372	4.00	
* 5 Chrysene-d12	240	9.141	9.144	-0.003	79	682835	4.00	
* 6 Perylene-d12	264	10.525	10.522	0.003	89	578779	4.00	
$ 7 2-Fluorophenol	112		2.840					
$ 8 Phenol-d5	99	3.537	3.535	0.002	0	10347	0.1271	
$ 9 Nitrobenzene-d5	82		4.250					
$ 10 2-Fluorobiphenyl (Surr)	172		5.581					
$ 11 2,4,6-Tribromophenol	330		6.670					
$ 12 Terphenyl-d14	244	8.313	8.321	-0.008	69	14534	0.1152	
25 1,4-Dioxane	88		1.713					
26 N-Nitrosodimethylamine	74		1.905					
41 Benzaldehyde	77		3.503					
43 Phenol	94		3.545					
69 Bis(2-chloroethyl)ether	93		3.609					
46 2-Chlorophenol	128		3.679					
51 2-Methylphenol	108		3.999					
53 2,2'-oxybis[1-chloropropane]	45		4.015					
21 3 & 4 Methylphenol	108		4.117					
57 N-Nitrosodi-n-propylamine	70		4.122					
58 Acetophenone	105		4.128					
61 Hexachloroethane	117		4.224					
62 Nitrobenzene	77		4.266					
64 Isophorone	82		4.437					
66 2-Nitrophenol	139		4.502					
65 2,4-Dimethylphenol	107		4.518					
70 Bis(2-chloroethoxy)methane	93		4.582					
73 2,4-Dichlorophenol	162		4.683					
75 Naphthalene	128		4.811					

Sample Calculation

Report Date: 21-Jul-2011 14:38:16 Chrom Revision: 1.2 13-Jul-2011 10:43:06
Data File: \\Ncchrom\ChromData\A4HP9\20110720-2016.b\1112G13B.D

Compound	Sig	RT	ADJ RT	DLT RT	Q	Response	On-Col Amt ng/ul	Flags
76 4-Chloroaniline	127		4.838					
79 Hexachlorobutadiene	225		4.897					
84 Caprolactam	113		5.105					
86 4-Chloro-3-methylphenol	107		5.191					
87 2-Methylnaphthalene	142		5.324					
89 Hexachlorocyclopentadiene	237		5.442					
92 2,4,6-Trichlorophenol	196		5.527					
93 2,4,5-Trichlorophenol	196		5.559					
98 1,1'-Biphenyl	154		5.661					
100 2-Chloronaphthalene	162		5.688					
102 2-Nitroaniline	65		5.746					
105 Dimethyl phthalate	163		5.858					
107 2,6-Dinitrotoluene	165		5.912					
109 Acenaphthylene	152		5.992					
110 3-Nitroaniline	138		6.045					
111 2,4-Dinitrophenol	184		6.120					
112 Acenaphthene	153	6.118	6.120	-0.002	88	51359	0.4354	
113 4-Nitrophenol	109		6.158					
114 2,4-Dinitrotoluene	165		6.211					
116 Dibenzofuran	168	6.240	6.243	-0.003	71	22694	0.1419	
121 Diethyl phthalate	149		6.366					
123 4-Chlorophenyl phenyl ether	204		6.473					
125 4-Nitroaniline	138		6.494					
126 Fluorene	166	6.492	6.494	-0.002	75	31345	0.2531	
128 4,6-Dinitro-2-methylphenol	198		6.516					
131 N-Nitrosodiphenylamine	169		6.558					
139 4-Bromophenyl phenyl ether	248		6.831					
141 Hexachlorobenzene	284		6.906					
142 Atrazine	200		6.922					
143 Pentachlorophenol	266		7.039					
148 Phenanthrene	178	7.197	7.199	-0.002	87	740901	3.86	
149 Anthracene	178	7.234	7.236	-0.003	86	186172	0.9641	
151 Carbazole	167	7.341	7.338	0.003	83	58873	0.3139	
154 Di-n-butyl phthalate	149		7.541					
159 Fluoranthene	202	8.073	8.070	0.003	99	2167286	10.3	
161 Pyrene	202	8.244	8.241	0.003	91	1796249	8.54	
168 Butyl benzyl phthalate	149		8.652					
173 Bis(2-ethylhexyl) phthalate	149		9.069					
175 3,3'-Dichlorobenzidine	252		9.096					
177 Benzo[a]anthracene	228	9.131	9.144	-0.013	89	942212	4.76	
178 Chrysene	228	9.157	9.171	-0.014	91	915674	4.73	
180 Di-n-octyl phthalate	149		9.587					
182 Benzo[b]fluoranthene	252	10.097	10.126	-0.008	85	1022543	5.55	M
183 Benzo[k]fluoranthene	252	10.108	10.137	-0.029	94	553098	2.88	M
184 Benzo[a]pyrene	252	10.461	10.494	-0.013	77	733703	4.34	
188 Indeno[1,2,3-cd]pyrene	276	12.005	12.071	-0.029	91	450091	2.41	
189 Dibenz(a,h)anthracene	278	11.999	12.081	-0.035	19	94867	0.6167	
190 Benzo[g,h,i]perylene	276	12.469	12.557	-0.019	82	439159	2.94	

Sample Calculation

FORM VI
GC/MS SEMI VOA INITIAL CALIBRATION DATA
INTERNAL STANDARD CURVE EVALUTION

Lab Name: TestAmerica North Canton Job No.: 240-1112-1 Analy Batch No.: 7869

SDG No.:

Instrument ID: A4HP9 GC Column: RXI-5SILMS ID: 0.45(mm) Heated Purge: (Y/N) N

Calibration Start Date: 07/10/2011 13:15 Calibration End Date: 07/10/2011 16:08 Calibration ID: 2236

ANALYTE	RRF					CURVE TYPE	COEFFICIENT			#	MIN RRF	%RSD	#	MAX %RSD	R^2 OR COD	#	MIN R^2 OR COD
	LVL 1 LVL 6	LVL 2 LVL 7	LVL 3 LVL 8	LVL 4 LVL 9	LVL 5		B	M1	M2								
Di-n-butyl phthalate	1.4374	1.4159 1.4319	1.3915 1.4751	1.4597 1.4429	1.4252	Ave		1.4350			0.0100	1.8		20.0			
Fluoranthene	1.1724 1.1907	1.2079 1.1841	1.1952 1.2346	1.2525 1.3070	1.1743	Ave		1.2132			0.6000	3.6		20.0			
Benzidine	0.7176	0.5950 0.6775	0.6443 0.7087	0.6688 0.7473	0.7107	Ave		0.6838				7.0		20.0			
Pyrene	1.1878 1.2386	1.2100 1.2189	1.2768 1.2576	1.3056 1.3164	1.2139	Ave		1.2473			0.6000	3.6		20.0			
Butyl benzyl phthalate	0.6284	0.8267 0.6025	0.6137 0.6031	0.6307 0.6224	0.6084	Ave		0.6420			0.0100	12.0		20.0			
3,3'-Dimethoxybenzidine	0.2770	0.2392 0.2454	0.2589 0.2536	0.2814 0.2539	0.2833	Ave		0.2616				6.5		20.0			
Bis(2-ethylhexyl) phthalate	0.8933	0.8247 0.8615	0.8621 0.8750	0.9151 0.9113	0.8554	Ave		0.8748			0.0100	3.5		20.0			
4,4'-Methylene bis(2-chloroaniline)	0.2279	0.1964 0.2274	0.2233 0.2401	0.2377 0.2578	0.2304	Ave		0.2301				7.6		20.0			
3,3'-Dichlorobenzidine	0.4316	0.4001 0.4406	0.4278 0.4543	0.4497 0.4859	0.4447	Ave		0.4418			0.0100	5.6		20.0			
Benzo[a]anthracene	1.2711 1.1949	1.1529 1.1440	1.2121 1.1650	1.2449 1.2511	1.2010	Ave		1.2041			0.8000	3.7		20.0			
Chrysene	1.1622 1.1044	1.1203 1.0999	1.1482 1.1661	1.1520 1.1983	1.0910	Ave		1.1380			0.7000	3.2		20.0			
Di-n-octyl phthalate	1.6856	1.4849 1.7113	1.5965 1.7177	1.7040 1.8462	1.6664	Ave		1.6766			0.0100	6.2		20.0			
Benzo[b]fluoranthene	1.1240 1.3047	1.3217 1.2851	1.3987 1.3290	1.3440 1.4603	1.3539	Ave		1.3246			0.7000	6.9		20.0			
Benzo[k]fluoranthene	1.2483 1.2616	1.3192 1.2900	1.2764 1.2892	1.4242 1.3245	1.2281	Ave		1.2957			0.7000	4.4		20.0			
Benzo[a]pyrene	1.1240 1.1832	1.1426 1.1737	1.1997 1.1912	1.2099 1.2485	1.1664	Ave		1.1821			0.7000	3.1		20.0			
Indeno[1,2,3-cd]pyrene	1.1288 1.2920	1.1869 1.3060	1.2512 1.3102	1.3293 1.3883	1.2982	Ave		1.2768			0.5000	6.1		20.0			
Dibenzo(a,h)anthracene	0.8639 1.0745	0.9608 1.0810	1.0235 1.0979	1.1060 1.1611	1.0593	Ave		1.0476			0.4000	8.4		20.0			
Benzo[g,h,i]perylene	0.9941 1.0554	0.9358 1.0663	1.0506 1.0612	1.1085 1.1213	1.0649	Ave		1.0509			0.5000	5.4		20.0			
2-Fluorophenol (Surr)	1.5558	1.4932 1.5744	1.6599 1.4496	1.6395 1.5390	1.5871	Ave		1.5623				4.5		20.0			
Phenol-d5 (Surr)	2.1319	2.1968 2.2080	2.2448 2.1257	2.2899 2.1945	2.2295	Ave		2.2026				2.5		20.0			

Note: The m1 coefficient is the same as Ave RRF for an Ave curve type.

Sample Calculation

FORM I
GC SEMI VOA ORGANICS ANALYSIS DATA SHEET

Lab Name: TestAmerica North Canton | Job No.: 240-1112-1

SDG No.:

Client Sample ID: DR-SB-32-02 | Lab Sample ID: 240-1112-13

Matrix: Solid | Lab File ID: P1270150.D

Analysis Method: 8082A | Date Collected: 06/14/2011 01:54

Extraction Method: 3540C | Date Extracted: 06/24/2011 14:16

Sample wt/vol: 30.01(g) | Date Analyzed: 07/02/2011 02:24

Con. Extract Vol.: 10(mL) | Dilution Factor: 1

Injection Volume: 1(uL) | GC Column: CLP-1 ID: 0.53(mm)

% Moisture: 6.3 | GPC Cleanup:(Y/N) N

Analysis Batch No.: 6928 | Units: ug/Kg

CAS NO.	COMPOUND NAME	RESULT	Q	RL	MDL
12674-11-2	Aroclor-1016	35	U	35	22
11104-28-2	Aroclor-1221	35	U	35	17
11141-16-5	Aroclor-1232	35	U	35	15
53469-21-9	Aroclor-1242	35	U	35	14
12672-29-6	Aroclor-1248	35	U	35	18
11097-69-1	Aroclor-1254	35	U	35	18
11096-82-5	Aroclor-1260	220		35	18

CAS NO.	SURROGATE	%REC	Q	LIMITS
877-09-8	Tetrachloro-m-xylene	73		29-151
2051-24-3	Decachlorobiphenyl	1115	X	14-163

Sample Calculation

Report Date: 05-Jul-2011 07:26:45 Chrom Revision: 1.2 30-Jun-2011 15:02:28

TestAmerica Laboratories
Target Compound Quantitation Report

Data File:	\\Ncchrom\ChromData\A2HP12\20110701-1565.b\P1270150.D		
Lims ID:	240-1112-G-13-A	Client ID:	DR-SB-32-02
Inject. Date:	02-Jul-2011 02:24:54	Dil. Factor:	1.0000
Sample Type:	Client		
Sample ID:	240-0001565-050		
Misc. Info.:			
Operator:		Instrument ID:	A2HP12
Vol. Injected:	1.0000	ALS Bottle#:	50
Lims Batch ID:	6928	Lims Sample ID:	50
Detector 1 :	GC ECD1A		
Detector 2 :	GC ecd2b		
Method:	\\Ncchrom\ChromData\A2HP12\20110701-1565.b\PCB12.m		
Last Update:	05-Jul-2011 07:24:36	Calib Date:	07-May-2011 20:32:09
Quant Method:	External Standard	Quant By:	Initial Calibration
Last ICal File:	\\Ncchrom\ChromData\A2HP12\20110509-486.b\P1250743.D		
Limit Group:	GC 8082A ICAL		
Integrator:	Falcon		
Process Host:	CORP-CTX-15		

First Level Reviewer: hassl Date: 05-Jul-2011 07:26:45

Det	Sig	RT	EXP RT	DLT RT	Response	On-Col Amt ng/ul	Ratio Range	Ratio	Flags
$ 2 Tetrachloro-m-xylene									
1	44	1.354	1.353	0.001	21809624	0.0145			
2	2	1.806	1.811	-0.005	37622805	0.0399			
						RPD = 93.32			
3 PCB-1221									
1	2		1.493						
1	3		1.608						
1	4		1.639						
2	4		2.096						
2	5		2.233						
2	6		2.291						
5 PCB-1242									
1	100		1.640						
1	2		1.936						
1	3		2.343						
1	4		2.467						
1	5		2.855						
2	6		2.290						
2	7		2.700						
2	8		3.167						
2	9		3.306						
2	10		3.800						

Sample calculation

Report Date: 05-Jul-2011 07:26:45 Chrom Revision: 1.2 30-Jun-2011 15:02:28
Data File: \\Ncchrom\ChromData\A2HP12\20110701-1565.b\P1270150.D

Det	Sig	RT	EXP RT	DLT RT	Response	On-Col Amt ng/ul	Ratio Range	Ratio	Flags
10 PCB-1260									
1	100	4.074	4.068	0.006	45770343	0.7012		100.0	
1	2	4.358	4.358	0.000	72608329	0.5840	166.5- 216.5	158.6	
1	3	4.638	4.638	0.000	65292856	0.5565	152.9- 202.9	142.7	
1	4	5.338	5.338	0.000	97493513	0.5550	243.9- 293.9	213.0	
1	5	5.621	5.620	0.001	54425971	0.7297	88.8- 138.8	118.9	
			Average of Peak Amounts =			0.6253			
2	6	5.145	5.147	-0.002	59403142	1.54		100.0	
2	7	5.381	5.380	0.001	35887675	0.7798	88.5- 148.5	60.4	
2	8	5.852	5.853	-0.001	26169708	0.6780	70.4- 130.4	44.1	
2	9	6.438	6.437	0.001	64089477	0.7430	193.9- 253.9	107.9	
2	10	6.817	6.818	-0.001	41151456	0.6748	125.9- 185.9	69.3	
			Average of Peak Amounts =			0.8824			
						RPD = 34.10			
$ 12 DCB Decachlorobiphenyl									
1	100	6.762	6.771	-0.009	333315340	0.2230			
2	2	8.056	8.057	-0.001	21800201	0.0305			
						RPD = 151.94			

Sample Calculation

FORM VI
GC SEMI VOA INITIAL CALIBRATION DATA
EXTERNAL STANDARD CURVE EVALUTION

Lab Name: TestAmerica North Canton Job No.: 240-1112-1 Analy Batch No.: 1720

SDG No.:

Instrument ID: A2HP12 GC Column: CLP-1 ID: 0.53(mm) Heated Purge: (Y/N) N

Calibration Start Date: 05/07/2011 16:26 Calibration End Date: 05/07/2011 17:38 Calibration ID: 888

Calibration Files:

LEVEL:	LAB SAMPLE ID:	LAB FILE ID:
Level 1	STD005 240-1720/25	P1250726.D
Level 2	STD01 240-1720/26	P1250727.D
Level 3	STD02 240-1720/27	P1250728.D
Level 4	STD05 240-1720/28	P1250729.D
Level 5	STD1 240-1720/29	P1250730.D
Level 6	STD2 240-1720/30	P1250731.D

ANALYTE	CF				CURVE TYPE	COEFFICIENT			#	MIN CF	%RSD	#	MAX %RSD	R^2 OR COD	#	MIN R^2 OR COD
	LVL 1 LVL 5	LVL 2 LVL 6	LVL 3	LVL 4		B	M1	M2								
PCB-1016 Peak 1	31185180 23587032	30569200 24343134	29261115	25736218	Ave		27446979.8				12.0		20.0			
PCB-1016 Peak 2	57177920 43567867	54670480 43383623	52253045	47011626	Ave		49677426.8				12.0		20.0			
PCB-1016 Peak 3	113937940 98806812	114042600 98224606	112490970	103574370	Ave		106846216				7.0		20.0			
PCB-1016 Peak 4	46401000 39312760	46210470 38980154	45196025	41672972	Ave		42962230.1				7.9		20.0			
PCB-1016 Peak 5	49292820 39993341	47206590 39215608	46102820	42287656	Ave		44016472.5				9.3		20.0			
PCB-1260 Peak 1	74242980 58856941	68746770 59186672	67854700	62777944	Ave		65277667.8				9.3		20.0			
PCB-1260 Peak 2	139964240 112415060	131235800 112530974	129928275	119863628	Ave		124322996				9.0		20.0			
PCB-1260 Peak 3	138365340 104474213	123471540 105547720	120717690	111405652	Ave		117330359				11.0		20.0			
PCB-1260 Peak 4	184401920 164268724	179169110 168079328	182484050	175631438	Ave		175672428				4.6		20.0			
PCB-1260 Peak 5	78461860 69725302	75831450 72258676	77206770	74021980	Ave		74584339.7				4.4		20.0			
Tetrachloro-m-xylene	1602893200 1403985080	1622869000 1366439960	1542661300	1485944280	Ave		1504132137				7.0		20.0			
Decachlorobiphenyl	1528204800 1401061420	1529682000 1436808850	1524026700	1548242760	Ave		1494671088				4.0		20.0			

Note: The m1 coefficient is the same as Ave CF for an Ave curve type.

Tetra Tech NUS **INTERNAL CORRESPONDENCE**

TO: **D. MURALI** **DATE: SEPTEMBER 21, 2011**

FROM: **TERRI L. SOLOMON** **COPIES:** **DV FILE**

SUBJECT: **INORGANIC DATA VALIDATION – SELECT METALS**
MARTIN STATE AIRPORT – COMPASS ROSE
SAMPLE DELIVERY GROUP (SDG) – 240-1112-1

SAMPLES: 20/Sediment/

DR-SB-26-02	DR-SB-26-10	DR-SB-27-02
DR-SB-27-10	DR-SB-28-02	DR-SB-28-10
DR-SB-29-02	DR-SB-29-10	DR-SB-30-02
DR-SB-30-08	DR-SB-31-02	DR-SB-31-14
DR-SB-32-02	DR-SB-32-12	DR-SB-33-02
DR-SB-33-12	DR-SB-34-02	DR-SB-34-08
DR-SB-35-02	DR-SB-35-10	

Overview

The sample set for Martin State Airport – Compass Rose, SDG 240-1112-1, consists of twenty (20) sediment environmental samples. No field duplicate pairs were included within this SDG.

All samples were analyzed for select metals including antimony, arsenic, barium, beryllium, cadmium, chromium, cobalt, copper, lead, mercury, molybdenum, nickel, selenium, silver, thallium, vanadium and zinc. The samples were collected by Tetra Tech on June 13 and 14, 2011 and analyzed by TestAmerica. Metals analyses were conducted using SW-846 method 6010C. Mercury analyses were conducted using SW-846 method 7471B.

The findings offered in this report are based upon a general review of all available data. The data review was based on data completeness, holding times, initial and continuing calibration verification results, laboratory method / preparation blank results, ICP interference results, laboratory control sample recoveries, matrix spike/matrix spike duplicate recoveries, ICP serial dilution results, detection limits and analyte quantitation.

Areas of concern with respect to data quality are listed below.

Major Problems

None.

Minor Problems

- The contract required detection limit (CRDL) percent recoveries on 07/08/11 at 15:46 and 19:09 for lead and selenium were > 110% quality control limit affecting all samples except DR-SB-34-08, DR-SB-35-02 and DR-SB-35-10. The positive results < 2X CRDL for lead were qualified as biased high, "K". The positive results < 2X CRDL for selenium were qualified as estimated, "J", as a result of conflicting noncompliances.

- The CRDL percent recovery on 07/08/11 at 19:09 for copper was < 90% quality control limit affecting all samples except DR-SB-34-08, DR-SB-35-02 and DR-SB-35-10. The positive results < 2X CRDL for copper were qualified as either biased low, "L" or estimated, "J", as a result of conflicting noncompliances. The nondetected results reported for copper were qualified as biased low, "UL".

- The CRDL percent recoveries on 07/08/11 at 15:46 and 19:09, 07/14/11 at 22:10 and 07/15/11 at 01:03 and 05:16 for zinc were > 110% quality control limit affecting all samples. The positive results < 2X CRDL for zinc were qualified as either biased high, "K" or estimated, "J", as a result of conflicting noncompliances.

- The CRDL percent recoveries on 07/14/11 at 22:10 and 07/15/11 at 01:03 for antimony, lead, molybdenum, selenium and/or vanadium were > 110% quality control limit affecting samples DR-SB-34-08, DR-SB-35-02 and DR-SB-35-10. The positive results < 2X CRDL for lead were qualified as biased high, "K". The positive results < 2X CRDL for antimony were qualified as estimated, "J", as a result of conflicting noncompliances. No validation actions were required for molybdenum, selenium and vanadium as all sample results were either nondetects, > 2X CRDL or were qualified as a result of blank contamination.

- The following contaminants were detected in the laboratory method/preparation blanks at the following maximum concentrations:

Analyte	Maximum Concentration	Action Level
Barium[1]	1.27 ug/L	0.635 mg/kg
Molybdenum[1]	14.1 ug/L	7.05 mg/kg
Lead[2]	0.289 mg/kg	1.445 mg/kg
Antimony[3]	2.63 ug/L	1.315 mg/kg
Molybdenum[3]	16.3 ug/L	8.15 mg/kg
Vanadium[3]	1.37 ug/L	0.685 mg/kg
Barium[4]	0.117 mg/kg	0.585 mg/kg
Selenium[4]	0.582 mg/kg	2.91 mg/kg
Zinc[4]	2.82 mg/kg	14.1 mg/kg

[1] Maximum concentration present in a method blank affecting all samples except DR-SB-34-08, DR-SB-35-02 and DR-SB-35-10.
[2] Maximum concentration present in a preparation blank affecting all samples except DR-SB-34-08, DR-SB-35-02 and DR-SB-35-10.
[3] Maximum concentration present in a method blank affecting samples DR-SB-34-08, DR-SB-35-02 and DR-SB-35-10 only.
[4] Maximum concentration present in a preparation blank affecting samples DR-SB-34-08, DR-SB-35-02 and DR-SB-35-10 only.

An action level of 5X the maximum contaminant level has been used to evaluate sample data for blank contamination. Sample aliquot, percent solids and dilution factors, if applicable, were taken into consideration when evaluating for blank contamination. The positive results less than the blank action level reported for molybdenum, selenium and zinc were qualified "B" as a result of laboratory blank contamination.

- The matrix spike / matrix spike duplicate percent recoveries for antimony were < 75% quality control limit. The nondetected results reported for antimony were qualified as biased low, "UL' and the positive results reported for antimony were qualified as either biased low, "L" or estimated, "J", as a result of conflicting noncompliances.

- The laboratory control standard (LCS) percent recovery for zinc was > 120% quality control limit affecting samples DR-SB-32-12, DR-SB-30-08, DR-SB-31-14, DR-SB-29-10, DR-SB-27-10 and DR-SB-28-10. The positive results reported for zinc in the affected samples were qualified as estimated, "J", as a result of conflicting noncompliances.

- Positive results reported below the reporting limit (RL) but above the method detection limit (MDL) were qualified as estimated, "J".

Notes

Nondetected results are reported to the method detection limits.

Executive Summary

Laboratory Performance: Several CRDL percent recoveries were outside the 90-110 % quality control limits. Several contaminants were present in the laboratory method / preparation blanks.

Other Factors Affecting Data Quality: Positive results reported below the RL but above the MDL were qualified as estimated. The matrix spike / matrix spike duplicate percent recoveries for antimony were < 75% quality control limit. The LCS percent recovery for zinc was > 120% quality control limit affecting several samples.

The data for these analyses were reviewed with reference to Region III modifications to the "National Functional Guidelines for Inorganic Data Validation", April 1993.

The text of this report has been formulated to address only those problem areas affecting data quality.

Tetra Tech NUS
Terri L. Solomon
Environmental Scientist

Tetra Tech NUS
Joseph A. Samchuck
Quality Assurance Officer

Attachments:

1. Appendix A - Qualified Analytical Results
2. Appendix B - Results as reported by the Laboratory
3. Appendix C - Support Documentation

APPENDIX A
QUALIFIED ANALYTICAL RESULTS

Data Validation Qualifier Codes:

A = Lab Blank Contamination
B = Field Blank Contamination
C = Calibration Noncompliance (e.g. % RSDs, %Ds, ICVs, CCVs, RRFs, etc.)
C01 = GC/MS Tuning Noncompliance
D = MS/MSD Recovery Noncompliance
E = LCS/LCSD Recovery Noncompliance
F = Lab Duplicate Imprecision
G = Field Duplicate Imprecision
H = Holding Time Exceedance
I = ICP Serial Dilution Noncompliance
J = GFAA PDS-GFAA MSA's r < 0.995 / ICP PDS Recovery Noncompliance
K = ICP Interference - includes ICS % R Noncompliance
L = Instrument Calibration Range Exceedance
M = Sample Preservation Noncompliance
N = Internal Standard Noncompliance
N01 = Internal Standard Recovery Noncompliance Dioxins
N02 = Recovery Standard Noncompliance Dioxins
N03 = Clean-up Standard Noncompliance Dioxins
O - Poor Instrument Performance (e.g. base-line drifting)
P = Uncertainty near detection limit (< 2 x IDL for inorganics and <CRQL for organics)
Q = Other problems (can encompass a number of issues; e.g. chromatography,interferences, etc.)
R = Surrogates Recovery Noncompliance
S = Pesticide/PCB Resolution
T = % Breakdown Noncompliance for DOT and Endrin
U = % Difference between columns/detectors >25% for positive results determined via GC/HPLC
V = Non-linear calibrations; correlation coefficient r < 0.995
W = EMPC result
X = Signal to noise response drop
Y = Percent solids <30%
Z = Uncertainty at 2 sigma deviation is greater than sample activity

PROJ_NO: 03328	NSAMPLE	DR-SB-26-02			DR-SB-26-10			DR-SB-27-02			DR-SB-27-10		
SDG: 240-1112-1	LAB_ID	240-1112-1			240-1112-2			240-1112-3			240-1112-4		
FRACTION: M	SAMP_DATE	6/13/2011			6/13/2011			6/13/2011			6/13/2011		
MEDIA: SOIL	QC_TYPE	NM			NM			NM			NM		
	UNITS	MG/KG			MG/KG			MG/KG			MG/KG		
	PCT_SOLIDS	86.4			86.1			80.7			86.3		
	DUP_OF												
PARAMETER		RESULT	VQL	QLCD	RESULT	VQL	QLCD	RESULT	VQL	QLCD	RESULT	VQL	QLCD
ANTIMONY		0.41	UL	D	0.38	UL	D	0.45	J	DP	0.42	UL	D
ARSENIC		2.2			1.9			5.1			1.9		
BARIUM		14	J	P	10	J	P	19	J	P	10	J	P
BERYLLIUM		0.054	J	P	0.28	J	P	0.42	J	P	0.046	U	
CADMIUM		0.038	U		0.035	U		0.041	U		0.039	U	
CHROMIUM		9.3			30			17			2		
COBALT		5			7.1			4			0.51	J	P
COPPER		4.4	L	C	73			18			2.7	L	C
LEAD		4			3.4			15			3.7		
MERCURY		0.016	U		0.017	U		0.18			0.016	U	
MOLYBDENUM		0.28	U		0.27	U		0.31	U		0.29	U	
NICKEL		6.5			4.4			6			0.4	J	P
SELENIUM		0.68	J	CP	0.44	U		0.52	U		0.48	U	
SILVER		0.1	U		0.098	U		0.11	U		0.11	U	
THALLIUM		0.57	U		0.54	U		0.63	U		0.59	U	
VANADIUM		17			23			34			4.3		
ZINC		17			7.7	K	C	53			2.4	J	CEP

PROJ_NO: 03328	NSAMPLE	DR-SB-28-02			DR-SB-28-10			DR-SB-29-02			DR-SB-29-10		
SDG: 240-1112-1	LAB_ID	240-1112-5			240-1112-6			240-1112-7			240-1112-8		
FRACTION: M	SAMP_DATE	6/13/2011			6/13/2011			6/13/2011			6/13/2011		
MEDIA: SOIL	QC_TYPE	NM			NM			NM			NM		
	UNITS	MG/KG			MG/KG			MG/KG			MG/KG		
	PCT_SOLIDS	81.9			86.2			82.5			83.4		
	DUP_OF												
PARAMETER		RESULT	VQL	QLCD	RESULT	VQL	QLCD	RESULT	VQL	QLCD	RESULT	VQL	QLCD
ANTIMONY		0.56	J	DP	0.42	UL	D	0.94	J	DP	0.98	J	DP
ARSENIC		3.9			1.3	J	P	3.9			1.7		
BARIUM		49			5.1	J	P	82			7.4	J	P
BERYLLIUM		0.27	J	P	0.047	U		0.17	J	P	0.045	U	
CADMIUM		0.044	U		0.039	U		9.3			0.038	U	
CHROMIUM		20			10			300			35		
COBALT		4.2			0.58	J	P	7.8			0.99	J	P
COPPER		20			0.8	UL	C	100			2.2	J	CP
LEAD		32			7.2			290			3.5		
MERCURY		0.56			0.016	U		0.37			0.012	U	
MOLYBDENUM		0.33	U		0.29	U		0.32	B	A	0.28	U	
NICKEL		6.9			0.84	J	P	10			0.91	J	P
SELENIUM		0.57	J	CP	0.49	U		0.67	J	CP	0.47	U	
SILVER		0.56	J	P	0.11	U		0.3	J	P	0.11	U	
THALLIUM		0.66	U		0.6	U		0.55	U		0.58	U	
VANADIUM		29			18			21			66		
ZINC		58			1.4	J	CEP	2200			2.6	J	CEP

PROJ_NO: 03328	NSAMPLE	DR-SB-30-02	DR-SB-30-08	DR-SB-31-02	DR-SB-31-14
SDG: 240-1112-1	LAB_ID	240-1112-9	240-1112-10	240-1112-11	240-1112-12
FRACTION: M	SAMP_DATE	6/14/2011	6/14/2011	6/14/2011	6/14/2011
MEDIA: SOIL	QC_TYPE	NM	NM	NM	NM
	UNITS	MG/KG	MG/KG	MG/KG	MG/KG
	PCT_SOLIDS	88.3	81.1	91.6	82.2
	DUP_OF				

PARAMETER	RESULT	VQL	QLCD	RESULT	VQL	QLCD	RESULT	VQL	QLCD	RESULT	VQL	QLCD
ANTIMONY	0.38	UL	D	0.45	UL	D	0.56	J	DP	0.41	UL	D
ARSENIC	3.6			1.4	J	P	2.9			3.4		
BARIUM	54			13	J	P	59			9.9	J	P
BERYLLIUM	0.17	J	P	0.061	J	P	0.16	J	P	0.083	J	P
CADMIUM	0.035	U		0.042	U		0.1	J	P	0.038	U	
CHROMIUM	15			10			16			5.7		
COBALT	4			2.5			2.5			0.17	J	P
COPPER	19			6			23			5.9		
LEAD	15			3.6			58			3.8		
MERCURY	0.4			0.014	U		1			0.018	U	
MOLYBDENUM	0.27	U		0.31	U		0.29	U		0.29	U	
NICKEL	6.4			3.2	J	P	5.4			0.34	J	P
SELENIUM	0.44	U		0.52	U		0.57	J	CP	0.49	J	CP
SILVER	0.11	J	P	0.12	U		1.3			0.11	U	
THALLIUM	0.54	U		0.64	U		0.59	U		0.58	U	
VANADIUM	30			22			17			7.6		
ZINC	42			4.5	J	CEP	86			1.9	J	CEP

PROJ_NO: 03328	NSAMPLE	DR-SB-32-02			DR-SB-32-12			DR-SB-33-02			DR-SB-33-12		
SDG: 240-1112-1	LAB_ID	240-1112-13			240-1112-14			240-1112-15			240-1112-16		
FRACTION: M	SAMP_DATE	6/14/2011			6/14/2011			6/14/2011			6/14/2011		
MEDIA: SOIL	QC_TYPE	NM			NM			NM			NM		
	UNITS	MG/KG			MG/KG			MG/KG			MG/KG		
	PCT_SOLIDS	93.7			86.8			86.9			79.6		
	DUP_OF												
PARAMETER		RESULT	VQL	QLCD	RESULT	VQL	QLCD	RESULT	VQL	QLCD	RESULT	VQL	QLCD
ANTIMONY		9	L	D	0.41	UL	D	0.81	J	DP	0.49	UL	D
ARSENIC		3.5			0.84	J	P	19			1.5	J	P
BARIUM		69			6.1	J	P	16	J	P	8.3	J	P
BERYLLIUM		0.045	J	P	0.045	U		0.093	J	P	0.054	U	
CADMIUM		0.035	U		0.038	U		0.039	U		0.045	U	
CHROMIUM		13			7.4			27			7		
COBALT		1.2			0.17	U		1.8			1.2		
COPPER		8.8			0.78	UL	C	10			2.7	J	CP
LEAD		23			1.7	K	C	9			2.4	K	C
MERCURY		0.28			0.039	J	P	0.05	J	P	0.016	U	
MOLYBDENUM		0.26	U		0.29	U		0.35	B	A	0.48	B	A
NICKEL		2.6	J	P	0.29	U		2.5	J	P	1	J	P
SELENIUM		0.44	U		0.48	U		0.52	J	CP	0.56	U	
SILVER		0.45	J	P	0.11	U		0.14	J	P	0.12	U	
THALLIUM		0.53	U		0.58	U		0.59	U		0.68	U	
VANADIUM		16			8.5			45			11		
ZINC		45			1.5	J	CEP	13			4.5	J	CP

PROJ_NO: 03328	NSAMPLE	DR-SB-34-02			DR-SB-34-08			DR-SB-35-02			DR-SB-35-10		
SDG: 240-1112-1	LAB_ID	240-1112-17			240-1112-18			240-1112-19			240-1112-20		
FRACTION: M	SAMP_DATE	6/14/2011			6/14/2011			6/14/2011			6/14/2011		
MEDIA: SOIL	QC_TYPE	NM			NM			NM			NM		
	UNITS	MG/KG			MG/KG			MG/KG			MG/KG		
	PCT_SOLIDS	90.4			86.7			88.7			80.5		
	DUP_OF												
PARAMETER		RESULT	VQL	QLCD	RESULT	VQL	QLCD	RESULT	VQL	QLCD	RESULT	VQL	QLCD
ANTIMONY		0.4	UL	D	0.41	UL	D	2.2	J	CD	0.41	UL	D
ARSENIC		3.6			3.2			2.9			1.1	J	P
BARIUM		34			5.7	J	P	21	J	P	18	J	P
BERYLLIUM		0.09	J	P	0.046	U		0.048	U		0.14	J	P
CADMIUM		0.037	U		0.038	U		0.04	U		0.038	U	
CHROMIUM		16			9.4			8.8			6.7		
COBALT		3.5			0.79	J	P	1.4			1.6		
COPPER		12			3.9			6.7			3.1		
LEAD		9			1.9	K	C	15			6.3		
MERCURY		0.059	J	P	0.016	U		0.094	J	P	0.017	U	
MOLYBDENUM		0.33	B	A	0.68	B	A	0.88	B	A	0.28	B	A
NICKEL		6.7			1.1	J	P	2.8	J	P	2.5	J	P
SELENIUM		0.47	U		0.5	B	A	0.6	B	A	0.47	U	
SILVER		0.1	U		0.11	U		0.21	J	P	0.1	U	
THALLIUM		0.57	U		0.58	U		0.61	U		0.57	U	
VANADIUM		23			20			13			9.2		
ZINC		28			5.2	B	A	24			27		

APPENDIX B
RESULTS AS REPORTED BY THE LABORATORY

1A-IN
INORGANIC ANALYSIS DATA SHEET
METALS

Client Sample ID: DR-SB-26-02 | Lab Sample ID: 240-1112-1

Lab Name: TestAmerica North Canton | Job No.: 240-1112-1

SDG ID.:

Matrix: Solid | Date Sampled: 06/13/2011 23:02

Reporting Basis: DRY | Date Received: 06/15/2011 16:35

% Solids: 86.4

CAS No.	Analyte	Result	RL	MDL	Units	C	Q	DIL	Method
7440-36-0	Antimony	2.1	2.1	0.41	mg/Kg	U		1	6010C
7440-38-2	Arsenic	2.2	1.6	0.31	mg/Kg			1	6010C
7440-39-3	Barium	14	21	0.074	mg/Kg	J	B	1	6010C
7440-41-7	Beryllium	0.054	0.52	0.045	mg/Kg	J		1	6010C
7440-43-9	Cadmium	0.52	0.52	0.038	mg/Kg	U		1	6010C
7440-47-3	Chromium	9.3	1.0	0.21	mg/Kg			1	6010C
7440-48-4	Cobalt	5.0	1.0	0.17	mg/Kg			1	6010C
7440-50-8	Copper	4.4	2.6	0.77	mg/Kg			1	6010C
7439-92-1	Lead	4.0	1.0	0.20	mg/Kg		B	1	6010C
7439-98-7	Molybdenum	4.2	4.2	0.28	mg/Kg	U		1	6010C
7440-02-0	Nickel	6.5	4.2	0.28	mg/Kg			1	6010C
7782-49-2	Selenium	0.68	2.1	0.47	mg/Kg	J		1	6010C
7440-22-4	Silver	1.0	1.0	0.10	mg/Kg	U		1	6010C
7440-28-0	Thallium	2.1	2.1	0.57	mg/Kg	U		1	6010C
7440-62-2	Vanadium	17	1.0	0.13	mg/Kg			1	6010C
7440-66-6	Zinc	17	5.7	1.1	mg/Kg			1	6010C
7439-97-6	Hg	0.10	0.10	0.016	mg/Kg	U		1	7471B

1A-IN
INORGANIC ANALYSIS DATA SHEET
METALS

Client Sample ID: DR-SB-26-10 | Lab Sample ID: 240-1112-2

Lab Name: TestAmerica North Canton | Job No.: 240-1112-1

SDG ID.:

Matrix: Solid | Date Sampled: 06/13/2011 23:05

Reporting Basis: DRY | Date Received: 06/15/2011 16:35

% Solids: 86.1

CAS No.	Analyte	Result	RL	MDL	Units	C	Q	DIL	Method
7440-36-0	Antimony	2.0	2.0	0.38	mg/Kg	U		1	6010C
7440-38-2	Arsenic	1.9	1.5	0.30	mg/Kg			1	6010C
7440-39-3	Barium	10	20	0.070	mg/Kg	J	B	1	6010C
7440-41-7	Beryllium	0.28	0.49	0.042	mg/Kg	J		1	6010C
7440-43-9	Cadmium	0.49	0.49	0.035	mg/Kg	U	L	1	6010C
7440-47-3	Chromium	30	0.98	0.20	mg/Kg			1	6010C
7440-48-4	Cobalt	7.1	0.98	0.16	mg/Kg			1	6010C
7440-50-8	Copper	73	2.5	0.73	mg/Kg			1	6010C
7439-92-1	Lead	3.4	0.98	0.19	mg/Kg		B	1	6010C
7439-98-7	Molybdenum	3.9	3.9	0.27	mg/Kg	U		1	6010C
7440-02-0	Nickel	4.4	3.9	0.27	mg/Kg			1	6010C
7782-49-2	Selenium	2.0	2.0	0.44	mg/Kg	U		1	6010C
7440-22-4	Silver	0.98	0.98	0.098	mg/Kg	U		1	6010C
7440-28-0	Thallium	2.0	2.0	0.54	mg/Kg	U		1	6010C
7440-62-2	Vanadium	23	0.98	0.12	mg/Kg			1	6010C
7440-66-6	Zinc	7.7	5.8	1.2	mg/Kg			1	6010C
7439-97-6	Hg	0.11	0.11	0.017	mg/Kg	U		1	7471B

1A-IN
INORGANIC ANALYSIS DATA SHEET
METALS

Client Sample ID: DR-SB-27-02
Lab Sample ID: 240-1112-3

Lab Name: TestAmerica North Canton
Job No.: 240-1112-1

SDG ID.:

Matrix: Solid
Date Sampled: 06/13/2011 22:35

Reporting Basis: DRY
Date Received: 06/15/2011 16:35

% Solids: 80.7

CAS No.	Analyte	Result	RL	MDL	Units	C	Q	DIL	Method
7440-36-0	Antimony	0.45	2.3	0.45	mg/Kg	J		1	6010C
7440-38-2	Arsenic	5.1	1.7	0.34	mg/Kg			1	6010C
7440-39-3	Barium	19	23	0.081	mg/Kg	J	B	1	6010C
7440-41-7	Beryllium	0.42	0.57	0.049	mg/Kg	J		1	6010C
7440-43-9	Cadmium	0.57	0.57	0.041	mg/Kg	U		1	6010C
7440-47-3	Chromium	17	1.1	0.23	mg/Kg			1	6010C
7440-48-4	Cobalt	4.0	1.1	0.18	mg/Kg			1	6010C
7440-50-8	Copper	18	2.9	0.85	mg/Kg			1	6010C
7439-92-1	Lead	15	1.1	0.22	mg/Kg		B	1	6010C
7439-98-7	Molybdenum	4.6	4.6	0.31	mg/Kg	U		1	6010C
7440-02-0	Nickel	6.0	4.6	0.31	mg/Kg			1	6010C
7782-49-2	Selenium	2.3	2.3	0.52	mg/Kg	U		1	6010C
7440-22-4	Silver	1.1	1.1	0.11	mg/Kg	U		1	6010C
7440-28-0	Thallium	2.3	2.3	0.63	mg/Kg	U		1	6010C
7440-62-2	Vanadium	34	1.1	0.14	mg/Kg			1	6010C
7440-66-6	Zinc	53	5.3	1.1	mg/Kg			1	6010C
7439-97-6	Hg	0.18	0.12	0.018	mg/Kg			1	7471B

1A-IN
INORGANIC ANALYSIS DATA SHEET
METALS

Client Sample ID: DR-SB-27-10
Lab Sample ID: 240-1112-4
Lab Name: TestAmerica North Canton
Job No.: 240-1112-1
SDG ID.:
Matrix: Solid
Date Sampled: 06/13/2011 23:45
Reporting Basis: DRY
Date Received: 06/15/2011 16:35
% Solids: 86.3

CAS No.	Analyte	Result	RL	MDL	Units	C	Q	DIL	Method
7440-36-0	Antimony	2.1	2.1	0.42	mg/Kg	U		1	6010C
7440-38-2	Arsenic	1.9	1.6	0.32	mg/Kg			1	6010C
7440-39-3	Barium	10	21	0.076	mg/Kg	J	B	1	6010C
7440-41-7	Beryllium	0.54	0.54	0.046	mg/Kg	U		1	6010C
7440-43-9	Cadmium	0.54	0.54	0.039	mg/Kg	U		1	6010C
7440-47-3	Chromium	2.0	1.1	0.21	mg/Kg			1	6010C
7440-48-4	Cobalt	0.51	1.1	0.17	mg/Kg	J		1	6010C
7440-50-8	Copper	2.7	2.7	0.79	mg/Kg			1	6010C
7439-92-1	Lead	3.7	1.1	0.20	mg/Kg		B	1	6010C
7439-98-7	Molybdenum	4.3	4.3	0.29	mg/Kg	U		1	6010C
7440-02-0	Nickel	0.40	4.3	0.29	mg/Kg	J		1	6010C
7782-49-2	Selenium	2.1	2.1	0.48	mg/Kg	U		1	6010C
7440-22-4	Silver	1.1	1.1	0.11	mg/Kg	U		1	6010C
7440-28-0	Thallium	2.1	2.1	0.59	mg/Kg	U		1	6010C
7440-62-2	Vanadium	4.3	1.1	0.13	mg/Kg			1	6010C
7440-66-6	Zinc	2.4	5.4	1.1	mg/Kg	J	*	1	6010C
7439-97-6	Hg	0.11	0.11	0.016	mg/Kg	U		1	7471B

1A-IN
INORGANIC ANALYSIS DATA SHEET
METALS

Client Sample ID: DR-SB-28-02
Lab Sample ID: 240-1112-5

Lab Name: TestAmerica North Canton
Job No.: 240-1112-1

SDG ID.:

Matrix: Solid
Date Sampled: 06/13/2011 23:41

Reporting Basis: DRY
Date Received: 06/15/2011 16:35

% Solids: 81.9

CAS No.	Analyte	Result	RL	MDL	Units	C	Q	DIL	Method
7440-36-0	Antimony	0.56	2.4	0.47	mg/Kg	J		1	6010C
7440-38-2	Arsenic	3.9	1.8	0.36	mg/Kg			1	6010C
7440-39-3	Barium	49	24	0.086	mg/Kg		B	1	6010C
7440-41-7	Beryllium	0.27	0.60	0.052	mg/Kg	J		1	6010C
7440-43-9	Cadmium	0.60	0.60	0.044	mg/Kg	U		1	6010C
7440-47-3	Chromium	20	1.2	0.24	mg/Kg			1	6010C
7440-48-4	Cobalt	4.2	1.2	0.19	mg/Kg			1	6010C
7440-50-8	Copper	20	3.0	0.89	mg/Kg			1	6010C
7439-92-1	Lead	32	1.2	0.23	mg/Kg		B	1	6010C
7439-98-7	Molybdenum	4.8	4.8	0.33	mg/Kg	U		1	6010C
7440-02-0	Nickel	6.9	4.8	0.33	mg/Kg			1	6010C
7782-49-2	Selenium	0.57	2.4	0.54	mg/Kg	J		1	6010C
7440-22-4	Silver	0.56	1.2	0.12	mg/Kg	J		1	6010C
7440-28-0	Thallium	2.4	2.4	0.66	mg/Kg	U		1	6010C
7440-62-2	Vanadium	29	1.2	0.15	mg/Kg			1	6010C
7440-66-6	Zinc	58	6.0	1.2	mg/Kg			1	6010C
7439-97-6	Hg	0.56	0.11	0.016	mg/Kg			1	7471B

1A-IN
INORGANIC ANALYSIS DATA SHEET
METALS

Client Sample ID: DR-SB-28-10
Lab Sample ID: 240-1112-6
Lab Name: TestAmerica North Canton
Job No.: 240-1112-1
SDG ID.:
Matrix: Solid
Date Sampled: 06/13/2011 23:45
Reporting Basis: DRY
Date Received: 06/15/2011 16:35
% Solids: 86.2

CAS No.	Analyte	Result	RL	MDL	Units	C	Q	DIL	Method
7440-36-0	Antimony	2.2	2.2	0.42	mg/Kg	U		1	6010C
7440-38-2	Arsenic	1.3	1.6	0.33	mg/Kg	J		1	6010C
7440-39-3	Barium	5.1	22	0.077	mg/Kg	J	B	1	6010C
7440-41-7	Beryllium	0.54	0.54	0.047	mg/Kg	U		1	6010C
7440-43-9	Cadmium	0.54	0.54	0.039	mg/Kg	U		1	6010C
7440-47-3	Chromium	10	1.1	0.22	mg/Kg			1	6010C
7440-48-4	Cobalt	0.58	1.1	0.17	mg/Kg	J		1	6010C
7440-50-8	Copper	2.7	2.7	0.80	mg/Kg	U		1	6010C
7439-92-1	Lead	7.2	1.1	0.21	mg/Kg		B	1	6010C
7439-98-7	Molybdenum	4.3	4.3	0.29	mg/Kg	U		1	6010C
7440-02-0	Nickel	0.84	4.3	0.29	mg/Kg	J		1	6010C
7782-49-2	Selenium	2.2	2.2	0.49	mg/Kg	U		1	6010C
7440-22-4	Silver	1.1	1.1	0.11	mg/Kg	U		1	6010C
7440-28-0	Thallium	2.2	2.2	0.60	mg/Kg	U		1	6010C
7440-62-2	Vanadium	18	1.1	0.13	mg/Kg			1	6010C
7440-66-6	Zinc	1.4	5.4	1.1	mg/Kg	J	*	1	6010C
7439-97-6	Hg	0.11	0.11	0.016	mg/Kg	U		1	7471B

1A-IN
INORGANIC ANALYSIS DATA SHEET
METALS

Client Sample ID: DR-SB-29-02
Lab Sample ID: 240-1112-7
Lab Name: TestAmerica North Canton
Job No.: 240-1112-1
SDG ID.:
Matrix: Solid
Date Sampled: 06/13/2011 23:50
Reporting Basis: DRY
Date Received: 06/15/2011 16:35
% Solids: 82.5

CAS No.	Analyte	Result	RL	MDL	Units	C	Q	DIL	Method
7440-36-0	Antimony	0.94	2.0	0.39	mg/Kg	J		1	6010C
7440-38-2	Arsenic	3.9	1.5	0.30	mg/Kg			1	6010C
7440-39-3	Barium	82	20	0.071	mg/Kg		B	1	6010C
7440-41-7	Beryllium	0.17	0.50	0.043	mg/Kg	J		1	6010C
7440-43-9	Cadmium	9.3	0.50	0.036	mg/Kg			1	6010C
7440-47-3	Chromium	300	1.0	0.20	mg/Kg			1	6010C
7440-48-4	Cobalt	7.8	1.0	0.16	mg/Kg			1	6010C
7440-50-8	Copper	100	2.5	0.74	mg/Kg			1	6010C
7439-92-1	Lead	290	1.0	0.19	mg/Kg		B	1	6010C
7439-98-7	Molybdenum	0.32	4.0	0.27	mg/Kg	J		1	6010C
7440-02-0	Nickel	10	4.0	0.27	mg/Kg			1	6010C
7782-49-2	Selenium	0.67	2.0	0.45	mg/Kg	J		1	6010C
7440-22-4	Silver	0.30	1.0	0.10	mg/Kg	J		1	6010C
7440-28-0	Thallium	2.0	2.0	0.55	mg/Kg	U		1	6010C
7440-62-2	Vanadium	21	1.0	0.12	mg/Kg			1	6010C
7440-66-6	Zinc	2200	27	5.4	mg/Kg			5	6010C
7439-97-6	Hg	0.37	0.12	0.017	mg/Kg			1	7471B

1A-IN
INORGANIC ANALYSIS DATA SHEET
METALS

Client Sample ID: DR-SB-29-10
Lab Sample ID: 240-1112-8
Lab Name: TestAmerica North Canton
Job No.: 240-1112-1
SDG ID.:
Matrix: Solid
Date Sampled: 06/13/2011 23:55
Reporting Basis: DRY
Date Received: 06/15/2011 16:35
% Solids: 83.4

CAS No.	Analyte	Result	RL	MDL	Units	C	Q	DIL	Method
7440-36-0	Antimony	0.98	2.1	0.41	mg/Kg	J		1	6010C
7440-38-2	Arsenic	1.7	1.6	0.32	mg/Kg			1	6010C
7440-39-3	Barium	7.4	21	0.075	mg/Kg	J	B	1	6010C
7440-41-7	Beryllium	0.53	0.53	0.045	mg/Kg	U		1	6010C
7440-43-9	Cadmium	0.53	0.53	0.038	mg/Kg	U	L	1	6010C
7440-47-3	Chromium	35	1.1	0.21	mg/Kg			1	6010C
7440-48-4	Cobalt	0.99	1.1	0.17	mg/Kg	J		1	6010C
7440-50-8	Copper	2.2	2.6	0.78	mg/Kg	J		1	6010C
7439-92-1	Lead	3.5	1.1	0.20	mg/Kg		B	1	6010C
7439-98-7	Molybdenum	4.2	4.2	0.28	mg/Kg	U		1	6010C
7440-02-0	Nickel	0.91	4.2	0.28	mg/Kg	J		1	6010C
7782-49-2	Selenium	2.1	2.1	0.47	mg/Kg	U		1	6010C
7440-22-4	Silver	1.1	1.1	0.11	mg/Kg	U		1	6010C
7440-28-0	Thallium	2.1	2.1	0.58	mg/Kg	U		1	6010C
7440-62-2	Vanadium	66	1.1	0.13	mg/Kg			1	6010C
7440-66-6	Zinc	2.6	5.3	1.1	mg/Kg	J	*	1	6010C
7439-97-6	Hg	0.077	0.077	0.012	mg/Kg	U		1	7471B

1A-IN
INORGANIC ANALYSIS DATA SHEET
METALS

Client Sample ID: DR-SB-30-02
Lab Sample ID: 240-1112-9
Lab Name: TestAmerica North Canton
Job No.: 240-1112-1
SDG ID.:
Matrix: Solid
Date Sampled: 06/14/2011 00:50
Reporting Basis: DRY
Date Received: 06/15/2011 16:35
% Solids: 88.3

CAS No.	Analyte	Result	RL	MDL	Units	C	Q	DIL	Method
7440-36-0	Antimony	2.0	2.0	0.38	mg/Kg	U		1	6010C
7440-38-2	Arsenic	3.6	1.5	0.30	mg/Kg			1	6010C
7440-39-3	Barium	54	20	0.070	mg/Kg		B	1	6010C
7440-41-7	Beryllium	0.17	0.49	0.042	mg/Kg	J		1	6010C
7440-43-9	Cadmium	0.49	0.49	0.035	mg/Kg	U		1	6010C
7440-47-3	Chromium	15	0.99	0.20	mg/Kg			1	6010C
7440-48-4	Cobalt	4.0	0.99	0.16	mg/Kg			1	6010C
7440-50-8	Copper	19	2.5	0.73	mg/Kg			1	6010C
7439-92-1	Lead	15	0.99	0.19	mg/Kg		B	1	6010C
7439-98-7	Molybdenum	3.9	3.9	0.27	mg/Kg	U		1	6010C
7440-02-0	Nickel	6.4	3.9	0.27	mg/Kg			1	6010C
7782-49-2	Selenium	2.0	2.0	0.44	mg/Kg	U		1	6010C
7440-22-4	Silver	0.11	0.99	0.099	mg/Kg	J		1	6010C
7440-28-0	Thallium	2.0	2.0	0.54	mg/Kg	U		1	6010C
7440-62-2	Vanadium	30	0.99	0.12	mg/Kg			1	6010C
7440-66-6	Zinc	42	5.2	1.0	mg/Kg			1	6010C
7439-97-6	Hg	0.40	0.099	0.015	mg/Kg			1	7471B

1A-IN
INORGANIC ANALYSIS DATA SHEET
METALS

Client Sample ID: DR-SB-30-08
Lab Sample ID: 240-1112-10
Lab Name: TestAmerica North Canton
Job No.: 240-1112-1
SDG ID.:
Matrix: Solid
Date Sampled: 06/14/2011 00:55
Reporting Basis: DRY
Date Received: 06/15/2011 16:35
% Solids: 81.1

CAS No.	Analyte	Result	RL	MDL	Units	C	Q	DIL	Method
7440-36-0	Antimony	2.3	2.3	0.45	mg/Kg	U		1	6010C
7440-38-2	Arsenic	1.4	1.7	0.35	mg/Kg	J		1	6010C
7440-39-3	Barium	13	23	0.083	mg/Kg	J	B	1	6010C
7440-41-7	Beryllium	0.061	0.58	0.050	mg/Kg	J		1	6010C
7440-43-9	Cadmium	0.58	0.58	0.042	mg/Kg	U		1	6010C
7440-47-3	Chromium	10	1.2	0.23	mg/Kg			1	6010C
7440-48-4	Cobalt	2.5	1.2	0.19	mg/Kg			1	6010C
7440-50-8	Copper	6.0	2.9	0.86	mg/Kg			1	6010C
7439-92-1	Lead	3.6	1.2	0.22	mg/Kg		B	1	6010C
7439-98-7	Molybdenum	4.7	4.7	0.31	mg/Kg	U		1	6010C
7440-02-0	Nickel	3.2	4.7	0.31	mg/Kg	J		1	6010C
7782-49-2	Selenium	2.3	2.3	0.52	mg/Kg	U		1	6010C
7440-22-4	Silver	1.2	1.2	0.12	mg/Kg	U		1	6010C
7440-28-0	Thallium	2.3	2.3	0.64	mg/Kg	U		1	6010C
7440-62-2	Vanadium	22	1.2	0.14	mg/Kg			1	6010C
7440-66-6	Zinc	4.5	5.8	1.2	mg/Kg	J	*	1	6010C
7439-97-6	Hg	0.095	0.095	0.014	mg/Kg	U		1	7471B

1A-IN
INORGANIC ANALYSIS DATA SHEET
METALS

Client Sample ID: DR-SB-31-02 Lab Sample ID: 240-1112-11

Lab Name: TestAmerica North Canton Job No.: 240-1112-1

SDG ID.:

Matrix: Solid Date Sampled: 06/14/2011 00:18

Reporting Basis: DRY Date Received: 06/15/2011 16:35

% Solids: 91.6

CAS No.	Analyte	Result	RL	MDL	Units	C	Q	DIL	Method
7440-36-0	Antimony	0.56	2.1	0.42	mg/Kg	J		1	6010C
7440-38-2	Arsenic	2.9	1.6	0.32	mg/Kg			1	6010C
7440-39-3	Barium	59	21	0.076	mg/Kg		B	1	6010C
7440-41-7	Beryllium	0.16	0.54	0.046	mg/Kg	J		1	6010C
7440-43-9	Cadmium	0.10	0.54	0.039	mg/Kg	J		1	6010C
7440-47-3	Chromium	16	1.1	0.21	mg/Kg			1	6010C
7440-48-4	Cobalt	2.5	1.1	0.17	mg/Kg			1	6010C
7440-50-8	Copper	23	2.7	0.79	mg/Kg			1	6010C
7439-92-1	Lead	58	1.1	0.20	mg/Kg		B	1	6010C
7439-98-7	Molybdenum	4.3	4.3	0.29	mg/Kg	U		1	6010C
7440-02-0	Nickel	5.4	4.3	0.29	mg/Kg			1	6010C
7782-49-2	Selenium	0.57	2.1	0.48	mg/Kg	J		1	6010C
7440-22-4	Silver	1.3	1.1	0.11	mg/Kg			1	6010C
7440-28-0	Thallium	2.1	2.1	0.59	mg/Kg	U		1	6010C
7440-62-2	Vanadium	17	1.1	0.13	mg/Kg			1	6010C
7440-66-6	Zinc	86	4.7	0.93	mg/Kg			1	6010C
7439-97-6	Hg	1.0	0.083	0.012	mg/Kg			1	7471B

1A-IN
INORGANIC ANALYSIS DATA SHEET
METALS

Client Sample ID: DR-SB-31-14 | Lab Sample ID: 240-1112-12

Lab Name: TestAmerica North Canton | Job No.: 240-1112-1

SDG ID.:

Matrix: Solid | Date Sampled: 06/14/2011 00:22

Reporting Basis: DRY | Date Received: 06/15/2011 16:35

% Solids: 82.2

CAS No.	Analyte	Result	RL	MDL	Units	C	Q	DIL	Method
7440-36-0	Antimony	2.1	2.1	0.41	mg/Kg	U		1	6010C
7440-38-2	Arsenic	3.4	1.6	0.32	mg/Kg			1	6010C
7440-39-3	Barium	9.9	21	0.075	mg/Kg	J	B	1	6010C
7440-41-7	Beryllium	0.083	0.53	0.046	mg/Kg	J		1	6010C
7440-43-9	Cadmium	0.53	0.53	0.038	mg/Kg	U		1	6010C
7440-47-3	Chromium	5.7	1.1	0.21	mg/Kg			1	6010C
7440-48-4	Cobalt	0.17	1.1	0.17	mg/Kg	J		1	6010C
7440-50-8	Copper	5.9	2.6	0.78	mg/Kg			1	6010C
7439-92-1	Lead	3.8	1.1	0.20	mg/Kg		B	1	6010C
7439-98-7	Molybdenum	4.2	4.2	0.29	mg/Kg	U		1	6010C
7440-02-0	Nickel	0.34	4.2	0.29	mg/Kg	J		1	6010C
7782-49-2	Selenium	0.49	2.1	0.48	mg/Kg	J		1	6010C
7440-22-4	Silver	1.1	1.1	0.11	mg/Kg	U		1	6010C
7440-28-0	Thallium	2.1	2.1	0.58	mg/Kg	U		1	6010C
7440-62-2	Vanadium	7.6	1.1	0.13	mg/Kg			1	6010C
7440-66-6	Zinc	1.9	5.3	1.1	mg/Kg	J	*	1	6010C
7439-97-6	Hg	0.12	0.12	0.018	mg/Kg	U		1	7471B

1A-IN
INORGANIC ANALYSIS DATA SHEET
METALS

Client Sample ID: DR-SB-32-02 | Lab Sample ID: 240-1112-13

Lab Name: TestAmerica North Canton | Job No.: 240-1112-1

SDG ID.:

Matrix: Solid | Date Sampled: 06/14/2011 01:54

Reporting Basis: DRY | Date Received: 06/15/2011 16:35

% Solids: 93.7

CAS No.	Analyte	Result	RL	MDL	Units	C	Q	DIL	Method
7440-36-0	Antimony	9.0	1.9	0.38	mg/Kg			1	6010C
7440-38-2	Arsenic	3.5	1.5	0.29	mg/Kg			1	6010C
7440-39-3	Barium	69	19	0.069	mg/Kg		B	1	6010C
7440-41-7	Beryllium	0.045	0.48	0.042	mg/Kg	J		1	6010C
7440-43-9	Cadmium	0.48	0.48	0.035	mg/Kg	U		1	6010C
7440-47-3	Chromium	13	0.97	0.19	mg/Kg			1	6010C
7440-48-4	Cobalt	1.2	0.97	0.16	mg/Kg			1	6010C
7440-50-8	Copper	8.8	2.4	0.72	mg/Kg			1	6010C
7439-92-1	Lead	23	0.97	0.18	mg/Kg		B	1	6010C
7439-98-7	Molybdenum	3.9	3.9	0.26	mg/Kg	U		1	6010C
7440-02-0	Nickel	2.6	3.9	0.26	mg/Kg	J		1	6010C
7782-49-2	Selenium	1.9	1.9	0.44	mg/Kg	U		1	6010C
7440-22-4	Silver	0.45	0.97	0.097	mg/Kg	J		1	6010C
7440-28-0	Thallium	1.9	1.9	0.53	mg/Kg	U		1	6010C
7440-62-2	Vanadium	16	0.97	0.12	mg/Kg			1	6010C
7440-66-6	Zinc	45	4.4	0.87	mg/Kg			1	6010C
7439-97-6	Hg	0.28	0.077	0.012	mg/Kg			1	7471B

1A-IN
INORGANIC ANALYSIS DATA SHEET
METALS

Client Sample ID: DR-SB-32-12
Lab Sample ID: 240-1112-14
Lab Name: TestAmerica North Canton
Job No.: 240-1112-1
SDG ID.:
Matrix: Solid
Date Sampled: 06/14/2011 02:00
Reporting Basis: DRY
Date Received: 06/15/2011 16:35
% Solids: 86.8

CAS No.	Analyte	Result	RL	MDL	Units	C	Q	DIL	Method
7440-36-0	Antimony	2.1	2.1	0.41	mg/Kg	U		1	6010C
7440-38-2	Arsenic	0.84	1.6	0.32	mg/Kg	J		1	6010C
7440-39-3	Barium	6.1	21	0.075	mg/Kg	J	B	1	6010C
7440-41-7	Beryllium	0.53	0.53	0.045	mg/Kg	U		1	6010C
7440-43-9	Cadmium	0.53	0.53	0.038	mg/Kg	U		1	6010C
7440-47-3	Chromium	7.4	1.1	0.21	mg/Kg			1	6010C
7440-48-4	Cobalt	1.1	1.1	0.17	mg/Kg	U		1	6010C
7440-50-8	Copper	2.6	2.6	0.78	mg/Kg	U		1	6010C
7439-92-1	Lead	1.7	1.1	0.20	mg/Kg		B	1	6010C
7439-98-7	Molybdenum	4.2	4.2	0.29	mg/Kg	U		1	6010C
7440-02-0	Nickel	4.2	4.2	0.29	mg/Kg	U		1	6010C
7782-49-2	Selenium	2.1	2.1	0.48	mg/Kg	U		1	6010C
7440-22-4	Silver	1.1	1.1	0.11	mg/Kg	U		1	6010C
7440-28-0	Thallium	2.1	2.1	0.58	mg/Kg	U		1	6010C
7440-62-2	Vanadium	8.5	1.1	0.13	mg/Kg			1	6010C
7440-66-6	Zinc	1.5	5.3	1.1	mg/Kg	J	*	1	6010C
7439-97-6	Hg	0.039	0.099	0.015	mg/Kg	J		1	7471B

1A-IN
INORGANIC ANALYSIS DATA SHEET
METALS

Client Sample ID: DR-SB-33-02
Lab Sample ID: 240-1112-15

Lab Name: TestAmerica North Canton
Job No.: 240-1112-1

SDG ID.:

Matrix: Solid
Date Sampled: 06/14/2011 01:14

Reporting Basis: DRY
Date Received: 06/15/2011 16:35

% Solids: 86.9

CAS No.	Analyte	Result	RL	MDL	Units	C	Q	DIL	Method
7440-36-0	Antimony	0.81	2.2	0.42	mg/Kg	J		1	6010C
7440-38-2	Arsenic	19	1.6	0.32	mg/Kg			1	6010C
7440-39-3	Barium	16	22	0.076	mg/Kg	J	B	1	6010C
7440-41-7	Beryllium	0.093	0.54	0.046	mg/Kg	J		1	6010C
7440-43-9	Cadmium	0.54	0.54	0.039	mg/Kg	U		1	6010C
7440-47-3	Chromium	27	1.1	0.22	mg/Kg			1	6010C
7440-48-4	Cobalt	1.8	1.1	0.17	mg/Kg			1	6010C
7440-50-8	Copper	10	2.7	0.80	mg/Kg			1	6010C
7439-92-1	Lead	9.0	1.1	0.20	mg/Kg		B	1	6010C
7439-98-7	Molybdenum	0.35	4.3	0.29	mg/Kg	J		1	6010C
7440-02-0	Nickel	2.5	4.3	0.29	mg/Kg	J		1	6010C
7782-49-2	Selenium	0.52	2.2	0.48	mg/Kg	J		1	6010C
7440-22-4	Silver	0.14	1.1	0.11	mg/Kg	J		1	6010C
7440-28-0	Thallium	2.2	2.2	0.59	mg/Kg	U		1	6010C
7440-62-2	Vanadium	45	1.1	0.13	mg/Kg			1	6010C
7440-66-6	Zinc	13	5.2	1.0	mg/Kg			1	6010C
7439-97-6	Hg	0.050	0.11	0.017	mg/Kg	J		1	7471B

1A-IN
INORGANIC ANALYSIS DATA SHEET
METALS

Client Sample ID: DR-SB-33-12
Lab Sample ID: 240-1112-16
Lab Name: TestAmerica North Canton
Job No.: 240-1112-1
SDG ID.:
Matrix: Solid
Date Sampled: 06/14/2011 01:18
Reporting Basis: DRY
Date Received: 06/15/2011 16:35
% Solids: 79.6

CAS No.	Analyte	Result	RL	MDL	Units	C	Q	DIL	Method
7440-36-0	Antimony	2.5	2.5	0.49	mg/Kg	U		1	6010C
7440-38-2	Arsenic	1.5	1.9	0.37	mg/Kg	J		1	6010C
7440-39-3	Barium	8.3	25	0.088	mg/Kg	J	B	1	6010C
7440-41-7	Beryllium	0.62	0.62	0.054	mg/Kg	U		1	6010C
7440-43-9	Cadmium	0.62	0.62	0.045	mg/Kg	U		1	6010C
7440-47-3	Chromium	7.0	1.2	0.25	mg/Kg			1	6010C
7440-48-4	Cobalt	1.2	1.2	0.20	mg/Kg			1	6010C
7440-50-8	Copper	2.7	3.1	0.92	mg/Kg	J		1	6010C
7439-92-1	Lead	2.4	1.2	0.24	mg/Kg		B	1	6010C
7439-98-7	Molybdenum	0.48	5.0	0.34	mg/Kg	J		1	6010C
7440-02-0	Nickel	1.0	5.0	0.34	mg/Kg	J		1	6010C
7782-49-2	Selenium	2.5	2.5	0.56	mg/Kg	U		1	6010C
7440-22-4	Silver	1.2	1.2	0.12	mg/Kg	U		1	6010C
7440-28-0	Thallium	2.5	2.5	0.68	mg/Kg	U		1	6010C
7440-62-2	Vanadium	11	1.2	0.15	mg/Kg			1	6010C
7440-66-6	Zinc	4.5	5.7	1.1	mg/Kg	J		1	6010C
7439-97-6	Hg	0.11	0.11	0.016	mg/Kg	U		1	7471B

1A-IN
INORGANIC ANALYSIS DATA SHEET
METALS

Client Sample ID: DR-SB-34-02 | Lab Sample ID: 240-1112-17

Lab Name: TestAmerica North Canton | Job No.: 240-1112-1

SDG ID.:

Matrix: Solid | Date Sampled: 06/14/2011 01:32

Reporting Basis: DRY | Date Received: 06/15/2011 16:35

% Solids: 90.4

CAS No.	Analyte	Result	RL	MDL	Units	C	Q	DIL	Method
7440-36-0	Antimony	2.1	2.1	0.40	mg/Kg	U		1	6010C
7440-38-2	Arsenic	3.6	1.6	0.31	mg/Kg			1	6010C
7440-39-3	Barium	34	21	0.073	mg/Kg		B	1	6010C
7440-41-7	Beryllium	0.090	0.52	0.044	mg/Kg	J		1	6010C
7440-43-9	Cadmium	0.52	0.52	0.037	mg/Kg	U		1	6010C
7440-47-3	Chromium	16	1.0	0.21	mg/Kg			1	6010C
7440-48-4	Cobalt	3.5	1.0	0.17	mg/Kg			1	6010C
7440-50-8	Copper	12	2.6	0.77	mg/Kg			1	6010C
7439-92-1	Lead	9.0	1.0	0.20	mg/Kg		B	1	6010C
7439-98-7	Molybdenum	0.33	4.1	0.28	mg/Kg	J		1	6010C
7440-02-0	Nickel	6.7	4.1	0.28	mg/Kg			1	6010C
7782-49-2	Selenium	2.1	2.1	0.47	mg/Kg	U		1	6010C
7440-22-4	Silver	1.0	1.0	0.10	mg/Kg	U		1	6010C
7440-28-0	Thallium	2.1	2.1	0.57	mg/Kg	U		1	6010C
7440-62-2	Vanadium	23	1.0	0.12	mg/Kg			1	6010C
7440-66-6	Zinc	28	5.3	1.1	mg/Kg			1	6010C
7439-97-6	Hg	0.059	0.099	0.015	mg/Kg	J		1	7471B

1A-IN
INORGANIC ANALYSIS DATA SHEET
METALS

Client Sample ID: DR-SB-34-08
Lab Sample ID: 240-1112-18
Lab Name: TestAmerica North Canton
Job No.: 240-1112-1
SDG ID.:
Matrix: Solid
Date Sampled: 06/14/2011 01:40
Reporting Basis: DRY
Date Received: 06/15/2011 16:35
% Solids: 86.7

CAS No.	Analyte	Result	RL	MDL	Units	C	Q	DIL	Method
7440-36-0	Antimony	2.1	2.1	0.41	mg/Kg	U		1	6010C
7440-38-2	Arsenic	3.2	1.6	0.32	mg/Kg			1	6010C
7440-39-3	Barium	5.7	21	0.075	mg/Kg	J	B	1	6010C
7440-41-7	Beryllium	0.53	0.53	0.046	mg/Kg	U		1	6010C
7440-43-9	Cadmium	0.53	0.53	0.038	mg/Kg	U		1	6010C
7440-47-3	Chromium	9.4	1.1	0.21	mg/Kg			1	6010C
7440-48-4	Cobalt	0.79	1.1	0.17	mg/Kg	J		1	6010C
7440-50-8	Copper	3.9	2.6	0.78	mg/Kg			1	6010C
7439-92-1	Lead	1.9	1.1	0.20	mg/Kg			1	6010C
7439-98-7	Molybdenum	0.68	4.2	0.29	mg/Kg	J		1	6010C
7440-02-0	Nickel	1.1	4.2	0.29	mg/Kg	J		1	6010C
7782-49-2	Selenium	0.50	2.1	0.48	mg/Kg	J	B	1	6010C
7440-22-4	Silver	1.1	1.1	0.11	mg/Kg	U		1	6010C
7440-28-0	Thallium	2.1	2.1	0.58	mg/Kg	U		1	6010C
7440-62-2	Vanadium	20	1.1	0.13	mg/Kg			1	6010C
7440-66-6	Zinc	5.2	5.3	1.1	mg/Kg	J	B	1	6010C
7439-97-6	Hg	0.11	0.11	0.016	mg/Kg	U		1	7471B

1A-IN
INORGANIC ANALYSIS DATA SHEET
METALS

Client Sample ID: DR-SB-35-02
Lab Sample ID: 240-1112-19
Lab Name: TestAmerica North Canton
Job No.: 240-1112-1
SDG ID.:
Matrix: Solid
Date Sampled: 06/14/2011 02:00
Reporting Basis: DRY
Date Received: 06/15/2011 16:35
% Solids: 88.7

CAS No.	Analyte	Result	RL	MDL	Units	C	Q	DIL	Method
7440-36-0	Antimony	2.2	2.2	0.43	mg/Kg			1	6010C
7440-38-2	Arsenic	2.9	1.7	0.33	mg/Kg			1	6010C
7440-39-3	Barium	21	22	0.078	mg/Kg	J	B	1	6010C
7440-41-7	Beryllium	0.55	0.55	0.048	mg/Kg	U		1	6010C
7440-43-9	Cadmium	0.55	0.55	0.040	mg/Kg	U		1	6010C
7440-47-3	Chromium	8.8	1.1	0.22	mg/Kg			1	6010C
7440-48-4	Cobalt	1.4	1.1	0.18	mg/Kg			1	6010C
7440-50-8	Copper	6.7	2.8	0.82	mg/Kg			1	6010C
7439-92-1	Lead	15	1.1	0.21	mg/Kg			1	6010C
7439-98-7	Molybdenum	0.88	4.4	0.30	mg/Kg	J		1	6010C
7440-02-0	Nickel	2.8	4.4	0.30	mg/Kg	J		1	6010C
7782-49-2	Selenium	0.60	2.2	0.50	mg/Kg	J	B	1	6010C
7440-22-4	Silver	0.21	1.1	0.11	mg/Kg	J		1	6010C
7440-28-0	Thallium	2.2	2.2	0.61	mg/Kg	U		1	6010C
7440-62-2	Vanadium	13	1.1	0.13	mg/Kg			1	6010C
7440-66-6	Zinc	24	5.5	1.1	mg/Kg		B	1	6010C
7439-97-6	Hg	0.094	0.11	0.016	mg/Kg	J		1	7471B

1A-IN
INORGANIC ANALYSIS DATA SHEET
METALS

Client Sample ID: DR-SB-35-10
Lab Sample ID: 240-1112-20
Lab Name: TestAmerica North Canton
Job No.: 240-1112-1
SDG ID.:
Matrix: Solid
Date Sampled: 06/14/2011 02:05
Reporting Basis: DRY
Date Received: 06/15/2011 16:35
% Solids: 80.5

CAS No.	Analyte	Result	RL	MDL	Units	C	Q	DIL	Method
7440-36-0	Antimony	2.1	2.1	0.41	mg/Kg	U		1	6010C
7440-38-2	Arsenic	1.1	1.6	0.31	mg/Kg	J		1	6010C
7440-39-3	Barium	18	21	0.074	mg/Kg	J	B	1	6010C
7440-41-7	Beryllium	0.14	0.52	0.045	mg/Kg	J		1	6010C
7440-43-9	Cadmium	0.52	0.52	0.038	mg/Kg	U		1	6010C
7440-47-3	Chromium	6.7	1.0	0.21	mg/Kg			1	6010C
7440-48-4	Cobalt	1.6	1.0	0.17	mg/Kg			1	6010C
7440-50-8	Copper	3.1	2.6	0.77	mg/Kg			1	6010C
7439-92-1	Lead	6.3	1.0	0.20	mg/Kg			1	6010C
7439-98-7	Molybdenum	0.28	4.2	0.28	mg/Kg	J		1	6010C
7440-02-0	Nickel	2.5	4.2	0.28	mg/Kg	J		1	6010C
7782-49-2	Selenium	2.1	2.1	0.47	mg/Kg	U		1	6010C
7440-22-4	Silver	1.0	1.0	0.10	mg/Kg	U		1	6010C
7440-28-0	Thallium	2.1	2.1	0.57	mg/Kg	U		1	6010C
7440-62-2	Vanadium	9.2	1.0	0.13	mg/Kg			1	6010C
7440-66-6	Zinc	27	5.2	1.0	mg/Kg		B	1	6010C
7439-97-6	Hg	0.12	0.12	0.017	mg/Kg	U		1	7471B

APPENDIX C
SUPPORT DOCUMENTATION

CASE NARRATIVE

Client: Tetra Tech NUS Inc

Project: MSA Compass Rose Investigation 2011

Report Number: 240-1112-1

With the exceptions noted as flags or footnotes, standard analytical protocols were followed in the analysis of the samples and no problems were encountered or anomalies observed. In addition all laboratory quality control samples were within established control limits, with any exceptions noted below. Each sample was analyzed to achieve the lowest possible reporting limit within the constraints of the method. In some cases, due to interference or analytes present at high concentrations, samples were diluted. For diluted samples, the reporting limits are adjusted relative to the dilution required.

TestAmerica North Canton attests to the validity of the laboratory data generated by TestAmerica facilities reported herein. All analyses performed by TestAmerica facilities were done using established laboratory SOPs that incorporate QA/QC procedures described in the application methods. TestAmerica's operations groups have reviewed the data for compliance with the laboratory QA/QC plan, and data have been found to be compliant with laboratory protocols unless otherwise noted below.

The test results in this report meet all NELAP requirements for parameters for which accreditation is required or available. Any exceptions to NELAP requirements are noted in this report. Pursuant to NELAP, this report may not be reproduced, except in full, without the written approval of the laboratory.

Calculations are performed before rounding to avoid round-off errors in calculated results.

All holding times were met and proper preservation noted for the methods performed on these samples, unless otherwise detailed in the individual sections below.

All solid sample results are reported on an "as received" basis unless otherwise indicated by the presence of a % solids value in the method header.

This laboratory report is confidential and is intended for the sole use of TestAmerica and its client.

RECEIPT

The samples were received on 06/15/2011; the samples arrived in good condition, properly preserved and on ice. The temperature of the coolers at receipt was 2.7, 3.2 C.

TestAmerica's Chicago laboratory supported GRO analyses on this project. The laboratory's narrative information is incorporated herein. See the method summary for additional information.

VOLATILE ORGANIC COMPOUNDS (GC-MS)

Samples DR-SB-26-02 (240-1112-1), DR-SB-26-10 (240-1112-2), DR-SB-27-02 (240-1112-3), DR-SB-27-10 (240-1112-4), DR-SB-28-02 (240-1112-5), DR-SB-28-10 (240-1112-6), DR-SB-29-02 (240-1112-7), DR-SB-29-10 (240-1112-8), DR-SB-30-02 (240-1112-9), DR-SB-30-08 (240-1112-10), DR-SB-31-02 (240-1112-11), DR-SB-31-14 (240-1112-12), DR-SB-32-02 (240-1112-13), DR-SB-32-12 (240-1112-14), DR-SB-33-02 (240-1112-15), DR-SB-33-12 (240-1112-16), DR-SB-34-02 (240-1112-17), DR-SB-34-08 (240-1112-18), DR-SB-35-02 (240-1112-19) and DR-SB-35-10 (240-1112-20) were analyzed for volatile organic compounds (GC-MS) in accordance with EPA SW-846 Method 8260B. The samples were analyzed on 06/27/2011 and 06/28/2011.

o Methylene Chloride was detected in method blanks MB 240-5929/1-A and MB 240-6180/6 at a level exceeding the reporting limit. Because Methylene Chloride is a common lab contaminant and was below the method allowable of five times the reporting limit, no further action was taken. The Ohio VAP samples had to be analyzed to avoid missing holding times.

o Naphthalene was detected in method blanks MB 240-6132/6, 240-6180/6 and 240-6372/6 at levels that were above the method detection limit but below the reporting limit.
The values should be considered estimates, and have been flagged "J".

o Acetone and Methylene Chloride were detected in method blank MB 240-6372/6 at levels exceeding the reporting limit.

If the associated sample reported a result above the MDL and/or RL, the result has been "B" flagged. Methylene Chloride is a common lab contaminant and laboratory QC criteria is that constituent must be below the method allowable level of five times the reporting limit. In these cases, no further action has been taken. The Ohio VAP samples had to be analyzed to avoid missing holding times.

Refer to the QC report for details.

The laboratory control sample (LCS) for batches 5929 and 6067:
- o recovered outside acceptance limits for 1,2-Dibromo-3-Chloropropane. There was insufficient sample to perform a re-extraction or re-analysis; therefore, the data have been reported.
- o exceeded control limits for Chloroethane. This analyte was biased high in the LCS and were not detected in the associated samples.

The laboratory control sample (LCS) for batch 6180 exceeded control limits for chloroethane. This analyte was biased high in the LCS and was not detected in the associated samples; therefore, the data have been reported.

The laboratory control sample for batch 6372 exceeded control limits for Chloroethane. Chloroethane has been identified as a poor performing analyte when analyzed using this method; therefore, re-extraction/re-analysis was not performed. Batch precision also exceeded control limits for this analyte. These results have been reported and qualified.

1,2,3-Trimethylbenzene, Hexachlorobutadiene and Vinyl acetate failed the recovery criteria low for the MS and MSD of sample 240-1121-48 in batch 240-6180. Chloroethane failed the recovery criteria high. Also, Vinyl acetate exceeded the rpd limit in the MSD.

Several analytes failed the recovery criteria low for the MS and MSD of sample 240-1145-3 in batch 240-6180. Bromoform failed the recovery criteria high. Also, Vinyl acetate and Vinyl chloride exceeded the rpd limit in the MSD.

m-Xylene & p-Xylene failed the recovery criteria high for the MS of sample 240-1230-1 in batch 240-6132.

The presence of the '4' qualifier in the data indicates analytes where the concentration in the unspiked sample exceeded four times the spiking amount.

Sample DR-SB-27-10 (240-1112-4)[3X] required dilution prior to analysis. The reporting limits have been adjusted accordingly.

Internal standard (ISTD) response for sample DR-SB-35-10 (240-1112-20) was outside control limits. The sample was re-analyzed with concurring results.

Toluene-d8 (Surr) failed the surrogate recovery criteria high for the second analysis of DR-SB-35-10 (240-1112-20). There was insufficient sample to perform a re-extraction; therefore, the data have been reported. The first analysis passed all surrogate recoveries however all internal standards recoveries failed low. This analysis had only one internal standard recovery fail low.

No other difficulties were encountered during the volatiles analyses. All other quality control parameters were within the acceptance limits.

SEMI VOLATILES

Samples DR-SB-26-02 (240-1112-1), DR-SB-26-10 (240-1112-2), DR-SB-27-02 (240-1112-3), DR-SB-27-10 (240-1112-4), DR-SB-28-02 (240-1112-5), DR-SB-28-10 (240-1112-6), DR-SB-29-02 (240-1112-7), DR-SB-29-10 (240-1112-8), DR-SB-30-02 (240-1112-9), DR-SB-30-08 (240-1112-10), DR-SB-31-02 (240-1112-11), DR-SB-31-14 (240-1112-12), DR-SB-32-02 (240-1112-13), DR-SB-32-12 (240-1112-14), DR-SB-33-02 (240-1112-15), DR-SB-33-12 (240-1112-16), DR-SB-34-02 (240-1112-17), DR-SB-34-08 (240-1112-18), DR-SB-35-02 (240-1112-19) and DR-SB-35-10 (240-1112-20) were analyzed for Semi volatiles in accordance with 8270D. The samples were analyzed on 07/03/2011, 07/06/2011, 07/13/2011 and 07/18/2011.

2,4,6-Tribromophenol (Surr), 2-Fluorobiphenyl (Surr), 2-Fluorophenol (Surr) and Nitrobenzene-d5 (Surr) failed the surrogate recovery criteria low for DR-SB-32-02 (240-1112-13). Phenol-d5 (Surr) and Terphenyl-d14 (Surr) failed the surrogate recovery criteria high. Phenol-d5 (Surr) failed the surrogate recovery criteria low for DR-SB-34-08 (240-1112-18). Phenol-d5 (Surr) failed the surrogate recovery criteria low for DR-SB-35-02 (240-1112-19). Phenol-d5 (Surr) failed the surrogate recovery criteria low for DR-SB-35-10 (240-1112-20). Refer to the QC report for details.

Several analytes failed the recovery criteria low for the MS and MSD of sample DR-SB-34-02 (240-1112-17) in batch 240-7237. Benzo[a]pyrene, Benzo[b]fluoranthene, Chrysene and Pyrene exceeded the rpd limit.

Refer to the QC report for details.

Samples DR-SB-27-02 (240-1112-3)[5X], DR-SB-29-02 (240-1112-7)[5X], DR-SB-32-02 (240-1112-13)[133X] and DR-SB-34-02 (240-1112-17)[2X] required dilution prior to analysis. The reporting limits have been adjusted accordingly.

The generic batch MS/MSD for batches 5977 and 6086 were extracted and analyzed, but unable to be reported due to LIMS limitations. The associated samples were DR-SB-26-02 (240-1112-1), DR-SB-26-10 (240-1112-2), DR-SB-27-02 (240-1112-3), DR-SB-27-10 (240-1112-4), DR-SB-28-02 (240-1112-5), DR-SB-28-10 (240-1112-6), DR-SB-29-02 (240-1112-7), DR-SB-29-10 (240-1112-8), DR-SB-30-02 (240-1112-9), DR-SB-30-08 (240-1112-10), DR-SB-31-02 (240-1112-11), DR-SB-31-14 (240-1112-12), DR-SB-32-02 (240-1112-13), DR-SB-32-12 (240-1112-14)

Sample(s) DR-SB-34-08 (240-1112-18), DR-SB-35-02 (240-1112-19), and DR-SB-35-10 (240-1112-20) contained one acid and/or one base surrogate outside acceptance limits. The laboratory's SOP allows one acid surrogate and/or one base surrogate to be outside acceptance limits; therefore, re-extraction/re-analysis was not performed. These results have been reported and qualified.

The continuing calibration verification (CCV) for analytical batch 7237 exceeded control criteria for 1,4 - Dioxane and 2,4 - Dinitrophenol. Since they were out high, and associated samples were ND, no corrective action was taken.

The continuing calibration verification (CCV 8302) for benzaldehyde recovered above the upper control limit. The samples associated with this CCV were non-detect for the affected analyte; therefore, the data have been reported.

The following sample(s) was diluted due to the nature of the sample matrix: DR-SB-27-02 (240-1112-3), DR-SB-29-02 (240-1112-7). Elevated reporting limits (RLs) are provided.

No other difficulties were encountered during the Semi volatiles analyses. All other quality control parameters were within the acceptance limits.

GRO (C6-C12)

Samples DR-SB-26-02 (240-1112-1), DR-SB-26-10 (240-1112-2), DR-SB-27-02 (240-1112-3), DR-SB-27-10 (240-1112-4), DR-SB-28-02 (240-1112-5), DR-SB-28-10 (240-1112-6), DR-SB-29-02 (240-1112-7), DR-SB-29-10 (240-1112-8), DR-SB-30-02 (240-1112-9), DR-SB-30-08 (240-1112-10), DR-SB-31-02 (240-1112-11), DR-SB-31-14 (240-1112-12), DR-SB-32-02 (240-1112-13), DR-SB-32-12 (240-1112-14), DR-SB-33-02 (240-1112-15), DR-SB-33-12 (240-1112-16), DR-SB-34-02 (240-1112-17), DR-SB-34-08 (240-1112-18), DR-SB-35-02 (240-1112-19) and DR-SB-35-10 (240-1112-20) were analyzed for GRO in accordance with 8015C. The samples were analyzed on 06/22/2011 and 06/23/2011.

The following sample(s) was diluted due to the abundance of a single peak within the area of GRO: DR-SB-31-14 (240-1112-12). Elevated reporting limits (RLs) as a J value are provided.

No difficulties were encountered during the GRO analyses. All quality control parameters were within the acceptance limits.

DRO (C10-C32)

Samples DR-SB-26-02 (240-1112-1), DR-SB-26-10 (240-1112-2), DR-SB-27-02 (240-1112-3), DR-SB-27-10 (240-1112-4), DR-SB-28-02 (240-1112-5), DR-SB-28-10 (240-1112-6), DR-SB-29-02 (240-1112-7), DR-SB-29-10 (240-1112-8), DR-SB-30-02 (240-1112-9), DR-SB-30-08 (240-1112-10), DR-SB-31-02 (240-1112-11), DR-SB-31-14 (240-1112-12), DR-SB-32-02 (240-1112-13), DR-SB-32-12 (240-1112-14), DR-SB-33-02 (240-1112-15), DR-SB-33-12 (240-1112-16), DR-SB-34-02 (240-1112-17), DR-SB-34-08 (240-1112-18), DR-SB-35-02 (240-1112-19) and DR-SB-35-10 (240-1112-20) were analyzed for DRO in accordance with 8015C. The samples were analyzed on 06/27/2011, 06/28/2011, 06/30/2011 and 07/01/2011.

Samples DR-SB-27-02 (240-1112-3)[5X], DR-SB-29-02 (240-1112-7)[2X], DR-SB-32-02 (240-1112-13)[10X], DR-SB-34-02 (240-1112-17)[5X] and DR-SB-35-02 (240-1112-19)[5X] required dilution prior to analysis. The reporting limits have been adjusted accordingly.

No difficulties were encountered during the DRO analyses. All quality control parameters were within the acceptance limits.

POLYCHLORINATED BIPHENYLS (PCBS)

Samples DR-SB-26-02 (240-1112-1), DR-SB-26-10 (240-1112-2), DR-SB-27-02 (240-1112-3), DR-SB-27-10 (240-1112-4), DR-SB-28-02 (240-1112-5), DR-SB-28-10 (240-1112-6), DR-SB-29-02 (240-1112-7), DR-SB-29-10 (240-1112-8), DR-SB-30-02 (240-1112-9), DR-SB-30-08 (240-1112-10), DR-SB-31-02 (240-1112-11), DR-SB-31-14 (240-1112-12), DR-SB-32-02 (240-1112-13), DR-SB-32-12 (240-1112-14), DR-SB-33-02 (240-1112-15), DR-SB-33-12 (240-1112-16), DR-SB-34-02 (240-1112-17), DR-SB-34-08 (240-1112-18), DR-SB-35-02 (240-1112-19) and DR-SB-35-10 (240-1112-20) were analyzed for Polychlorinated biphenyls (PCBs) in accordance with EPA SW-846 Method 8082A. The samples were analyzed on 07/01/2011 and 07/02/2011.

Decachlorobiphenyl failed the surrogate recovery criteria high for DR-SB-32-02 (240-1112-13).

Refer to the QC report for details.

The following samples required a tetrabutylammonium sulfite (TBA) clean-up to reduce matrix interferences caused by sulfur: (240-1112-20 MS), (240-1112-20 MSD), DR-SB-26-02 (240-1112-1), DR-SB-26-10 (240-1112-2), DR-SB-27-02 (240-1112-3), DR-SB-27-10 (240-1112-4), DR-SB-28-02 (240-1112-5), DR-SB-28-10 (240-1112-6), DR-SB-29-02 (240-1112-7), DR-SB-29-10 (240-1112-8), DR-SB-30-02 (240-1112-9), DR-SB-30-08 (240-1112-10), DR-SB-31-02 (240-1112-11), DR-SB-31-14 (240-1112-12), DR-SB-32-02 (240-1112-13), DR-SB-32-12 (240-1112-14), DR-SB-33-02 (240-1112-15), DR-SB-33-12 (240-1112-16), DR-SB-34-02 (240-1112-17), DR-SB-34-08 (240-1112-18), DR-SB-35-02 (240-1112-19), DR-SB-35-10 (240-1112-20).

Two surrogates are used for this analysis. The laboratory's SOP allows 1 of these surrogates to be outside acceptance criteria without performing re-extraction/re-analysis. Sample DR-SB-32-02 (240-1112-13) contained an allowable number of surrogate compounds outside limits. These results have been reported and qualified.

No other difficulties were encountered during the Polychlorinated biphenyls (PCBs) analyses. All other quality control parameters were within the acceptance limits.

METALS (ICP)

Samples DR-SB-26-02 (240-1112-1), DR-SB-26-10 (240-1112-2), DR-SB-27-02 (240-1112-3), DR-SB-27-10 (240-1112-4), DR-SB-28-02 (240-1112-5), DR-SB-28-10 (240-1112-6), DR-SB-29-02 (240-1112-7), DR-SB-29-10 (240-1112-8), DR-SB-30-02 (240-1112-9), DR-SB-30-08 (240-1112-10), DR-SB-31-02 (240-1112-11), DR-SB-31-14 (240-1112-12), DR-SB-32-02 (240-1112-13), DR-SB-32-12 (240-1112-14), DR-SB-33-02 (240-1112-15), DR-SB-33-12 (240-1112-16), DR-SB-34-02 (240-1112-17), DR-SB-34-08 (240-1112-18), DR-SB-35-02 (240-1112-19) and DR-SB-35-10 (240-1112-20) were analyzed for Metals (ICP) in accordance with EPA SW-846 Method 6010C. The samples were analyzed on 07/08/2011, 07/14/2011 and 07/15/2011.

Barium and Lead were detected in method blank MB 240-7155/1-A at levels that were above the method detection limit but below the reporting limit. The values should be considered estimates, and have been flagged "J". If the associated sample reported a result above the MDL and/or RL, the result has been "B" flagged.

Barium, Selenium and Zinc were detected in method blank MB 240-8200/1-A at levels that were above the method detection limit but below the reporting limit. The values should be considered estimates, and have been flagged "J". If the associated sample reported a result above the MDL and/or RL, the result has been "B" flagged. Refer to the QC report for details.

Zinc failed the recovery criteria high for LCS 240-7155/2-A. This analyte was biased high in the LCS and were not detected in the associated samples; therefore, the data have been reported.
Refer to the QC report for details.

Antimony failed the recovery criteria low for the MS and MSD of sample DR-SB-34-08 (240-1112-18) in batch 240-8513.

Antimony failed the recovery criteria low for the MS and MSD of sample 240-888-1 in batch 240-7831.

Refer to the QC report for details.

Sample DR-SB-29-02 (240-1112-7)[5X] required dilution prior to analysis. The reporting limits have been adjusted accordingly.

No other difficulties were encountered during the metals analyses. All other quality control parameters were within the acceptance limits.

MERCURY

Samples DR-SB-26-02 (240-1112-1), DR-SB-26-10 (240-1112-2), DR-SB-27-02 (240-1112-3), DR-SB-27-10 (240-1112-4), DR-SB-28-02 (240-1112-5), DR-SB-28-10 (240-1112-6), DR-SB-29-02 (240-1112-7), DR-SB-29-10 (240-1112-8), DR-SB-30-02 (240-1112-9), DR-SB-30-08 (240-1112-10), DR-SB-31-02 (240-1112-11), DR-SB-31-14 (240-1112-12), DR-SB-32-02 (240-1112-13), DR-SB-32-12 (240-1112-14), DR-SB-33-02 (240-1112-15), DR-SB-33-12 (240-1112-16), DR-SB-34-02 (240-1112-17), DR-SB-34-08 (240-1112-18), DR-SB-35-02 (240-1112-19) and DR-SB-35-10 (240-1112-20) were analyzed for mercury in accordance with EPA SW-846 Method 7471B. The samples were analyzed on 07/05/2011 and 07/08/2011.

No difficulties were encountered during the mercury analyses. All quality control parameters were within the acceptance limits.

PERCENT SOLIDS

Samples DR-SB-26-02 (240-1112-1), DR-SB-26-10 (240-1112-2), DR-SB-27-02 (240-1112-3), DR-SB-27-10 (240-1112-4), DR-SB-28-02 (240-1112-5), DR-SB-28-10 (240-1112-6), DR-SB-29-02 (240-1112-7), DR-SB-29-10 (240-1112-8), DR-SB-30-02 (240-1112-9), DR-SB-30-08 (240-1112-10), DR-SB-31-02 (240-1112-11), DR-SB-31-14 (240-1112-12), DR-SB-32-02 (240-1112-13), DR-SB-32-12 (240-1112-14), DR-SB-33-02 (240-1112-15), DR-SB-33-12 (240-1112-16), DR-SB-34-02 (240-1112-17), DR-SB-34-08 (240-1112-18), DR-SB-35-02 (240-1112-19) and DR-SB-35-10 (240-1112-20) were analyzed for percent solids in accordance with EPA SW846 3550C. The samples were analyzed on 06/16/2011.

No difficulties were encountered during the % solids analyses. All quality control parameters were within the acceptance limits.

METHOD SUMMARY

Client: Tetra Tech NUS Inc

Job Number: 240-1112-1

Description	Lab Location	Method	Preparation Method
Matrix Solid			
Volatile Organic Compounds (GC/MS)	TAL NC	SW846 8260B	
Closed System Purge and Trap			SW846 5035
Semivolatile Organic Compounds (GC/MS)	TAL NC	SW846 8270D	
Soxhlet Extraction			SW846 3540C
Nonhalogenated Organics using GC/FID -Modified (Diesel Range Organics)	TAL NC	SW846 8015C	
Soxhlet Extraction			SW846 3540C
Polychlorinated Biphenyls (PCBs) by Gas Chromatography	TAL NC	SW846 8082A	
Soxhlet Extraction			SW846 3540C
Metals (ICP)	TAL NC	SW846 6010C	
Preparation, Metals			SW846 3050B
Mercury in Solid or Semisolid Waste (Manual Cold Vapor Technique)	TAL NC	SW846 7471B	
Preparation, Mercury			SW846 7471B
Percent Moisture	TAL NC	EPA Moisture	
Nonhalogenated Organics using GC/FID -Modified (Gasoline Range Organics)	TAL CHI	SW846 8015C	
Purge and Trap	TAL CHI		SW846 5030C
Nonhalogenated Organics using GC/FID -Modified (Gasoline Range Organics)	TAL CHI	SW846 8015C	
Closed System Purge and Trap			SW846 5035

Lab References:

TAL CHI = TestAmerica Chicago

TAL NC = TestAmerica North Canton

Method References:

EPA = US Environmental Protection Agency

SW846 = "Test Methods For Evaluating Solid Waste, Physical/Chemical Methods", Third Edition, November 1986 And Its Updates.

Chain of Custody Record

TestAmerica
THE LEADER IN ENVIRONMENTAL TESTING

TestAmerica Laboratory location: _____
Regulatory program: ☐ DW ☐ NPDES ☐ RCRA ☐ Other _____

TestAmerica Laboratories, Inc.

Client Contact	Client Project Manager:	Site Contact:	Lab Contact:	COC No:
Company Name: Tetra Tech	Dev Murali	Stu Cameron	Pat O'Meara	007044
Address: 20251 Century Blvd Ste 200	Telephone: (301) 528-5552	Telephone: (703) 742-8384	Telephone: (850) 497-9396	1 of 2 COCs
City/State/Zip: Germantown MD, 20874	Email: Dev.Murali@tetratech.com	Analysis Turnaround Time (in BUS days)	Analyses	For lab use only
Phone: (301) 528-5552		TAT if different from below _____ ☐ 3 weeks ☐ 2 weeks ☐ 1 week ☐ 2 days ☐ 1 day		Walk-in client ☐ Lab pickup ☐ Lab sampling ☐
Project Name: Compass Rose & Runway	Method of Shipment/Carrier:			Job/SDG No.:
Project Number: 112L03279	Shipping/Tracking No:			
PO#				

Sample Identification	Sample Date	Sample Time	Matrix: Air	Aqueous	Sediment	Solid	Other:	Containers & Preservatives: H2SO4	HNO3	HCl	NaOH	ZnAc/NaOH	Unpres	Other: Methanol Soxhlet	Filtered Sample (Y/N)	Composite=C / Grab=G	VOCs	SVOCs	PCBs	Metals	Mercury	GRO	DRO	Sample Specific Notes / Special Instructions:
DR-SB-26-02	6/13/11	2302			X								3	3	N	C	X	X	X	X	X	X	X	
DR-SB-26-10		2305																						
DR-SB-27-02		2335																						
DR-SB-27-10		2345																						
DR-SB-28-02		2341																						
DR-SB-28-10		2345																						
DR-SB-29-02		2350																						
DR-SB-29-10		2355																						
DR-SB-30-02	6/14/11	0050																						
DR-SB-30-08	6/14/11	0055			↓								↓	↓	↓	↓	↓	↓	↓	↓	↓	↓	↓	

Possible Hazard Identification
☒ Non-Hazard ☐ Flammable ☐ Skin Irritant ☐ Poison B ☐ Unknown

Sample Disposal (A fee may be assessed if samples are retained longer than 1 month)
☐ Return to Client ☒ Disposal By Lab ☐ Archive For _____ Months

Special Instructions/QC Requirements & Comments:

Relinquished by:	Company:	Date/Time:	Received by:	Company:	Date/Time:
Vale Pyle	Tetra	6-14-11 1610	M Hocker	TEST America	6-14-11 1610
M Hocker	TEST America	6-14-11 1652	Received by:	Company:	Date/Time:
Relinquished by:	Company:	Date/Time:	Received in Laboratory by: Terry Burns	Company: TA	Date/Time: 6/15/11 930

©2008, TestAmerica Laboratories, Inc. All rights reserved.
TestAmerica & Design ™ are trademarks of TestAmerica Laboratories, Inc.

TAL 0018- I (04/10)

Chain of Custody Record

TestAmerica
THE LEADER IN ENVIRONMENTAL TESTING

TestAmerica Laboratory location: _____
Regulatory program: ☐ DW ☐ NPDES ☐ RCRA ☐ Other _____

TestAmerica Laboratories, Inc.

Client Contact				
Company Name: Tetra Tech	Client Project Manager: Dev Murali	Site Contact: Stu Cameron	Lab Contact: Pat O'Meary	COC No: 007045
Address: 20251 Century Blvd Ste 200	Telephone: (301) 528-5552	Telephone: (703) 342-8389	Telephone: (330) 497-9396	2 of 2 COCs
City/State/Zip: Germantown MD 20874	Email: Dev.Murali@Tetratech.com	Analysis Turnaround Time (in BUS days)	Analyses	For lab use only
Phone: (301) 528-5552		TAT if different from below ☐ 3 weeks ☐ 2 weeks ☐ 1 week ☐ 2 days ☐ 1 day		Walk-in client ☐ Lab pickup ☐ Lab sampler ☐
Project Name: Compass Rose & Runway	Method of Shipment/Carrier:			Job/SDG No:
Project Number: 1N2L03279	Shipping/Tracking No:			
PO #				Sample Specific Notes / Special Instructions:

Sample Identification	Sample Date	Sample Time	Matrix: Air	Aqueous	Sediment	Solid	Other:	Containers & Preservatives: H2SO4	HNO3	HCl	NaOH	ZnAc/ NaOH	Unpres	Other: MeOH	Filtered Sample (Y/N)	Composite = C / Grab = G	VOCs	SVOCs	PCBs	Metals	Mercury	GRO	DRO
DR-SB-31-1402	6/14/11	~~1412~~ 0918			X								3	3	N	G	X	X	X	X	X	X	X
DR-SB-31-2014	6/14/11	~~1422~~ 0920																					
DR-SB-32-02		~~0132~~ 0154																					
DR-SB-32-08.12		~~0140~~ 0200																					
DR-SB-33-02		0114																					
DR-SB-33-12		0118																					
DR-SB-34-02		0132																					
DR-SB-34_08		0140																					
DR-SB-35-02		0200																					
DR-SB-35-10		0205																					

Possible Hazard Identification
☒ Non-Hazard ☐ Flammable ☐ Skin Irritant ☐ Poison B ☐ Unknown

Sample Disposal (A fee may be assessed if samples are retained longer than 1 month)
☐ Return to Client ☒ Disposal By Lab ☐ Archive For _____ Months

Special Instructions/QC Requirements & Comments:

Relinquished by:	Company:	Date/Time:	Received by:	Company:	Date/Time:
[signature]	Tetra	6-14-11 1620	[signature]	TestAmerica	6-14-11 1610
[signature]	TEST America	6-14-11 1652	Received by:	Company:	Date/Time:
Relinquished by:	Company:	Date/Time:	Received in Laboratory by: [signature]	Company: TA	Date/Time: 6/15/11 930

©2008, TestAmerica Laboratories, Inc. All rights reserved.
TestAmerica & Design ™ are trademarks of TestAmerica Laboratories, Inc.

TAL 0018-1 (04/10)

HOLDTIM

PROJ_NO 03328

SDG	SORT	UNITS	NSAMPLE	LAB_ID	QC_TYPE	SAMP_DATE	EXTR_DATE	ANAL_DATE	SMP_EXTR	EXTR_ANL	SMP_ANL
240-1028-1	HG	MG/KG	DR-TP-A46-06	240-1028-3	NM	06/10/2011	07/01/2011	07/05/2011	21	4	25
240-1028-1	HG	MG/KG	DR-TP-A47-10	240-1028-1	NM	06/10/2011	07/01/2011	07/05/2011	21	4	25
240-1028-1	HG	MG/KG	DR-TP-A45-08	240-1028-2	NM	06/10/2011	07/01/2011	07/05/2011	21	4	25
240-1028-1	HG	MG/KG	DR-TP-A48-04	240-1028-4	NM	06/10/2011	07/01/2011	07/05/2011	21	4	25
240-1112-1	HG	MG/KG	DR-SB-34-02	240-1112-17	NM	06/14/2011	07/06/2011	07/08/2011	22	2	24
240-1112-1	HG	MG/KG	DR-SB-29-10	240-1112-8	NM	06/13/2011	07/06/2011	07/08/2011	23	2	25
240-1112-1	HG	MG/KG	DR-SB-30-02	240-1112-9	NM	06/14/2011	07/06/2011	07/08/2011	22	2	24
240-1112-1	HG	MG/KG	DR-SB-28-02	240-1112-5	NM	06/13/2011	07/06/2011	07/08/2011	23	2	25
240-1112-1	HG	MG/KG	DR-SB-28-10	240-1112-6	NM	06/13/2011	07/06/2011	07/08/2011	23	2	25
240-1112-1	HG	MG/KG	DR-SB-33-02	240-1112-15	NM	06/14/2011	07/06/2011	07/08/2011	22	2	24
240-1112-1	HG	MG/KG	DR-SB-32-12	240-1112-14	NM	06/14/2011	07/06/2011	07/08/2011	22	2	24
240-1112-1	HG	MG/KG	DR-SB-32-02	240-1112-13	NM	06/14/2011	07/06/2011	07/08/2011	22	2	24
240-1112-1	HG	MG/KG	DR-SB-27-02	240-1112-3	NM	06/13/2011	07/01/2011	07/05/2011	18	4	22
240-1112-1	HG	MG/KG	DR-SB-34-08	240-1112-18	NM	06/14/2011	07/06/2011	07/08/2011	22	2	24
240-1112-1	HG	MG/KG	DR-SB-31-02	240-1112-11	NM	06/14/2011	07/06/2011	07/08/2011	22	2	24
240-1112-1	HG	MG/KG	DR-SB-30-08	240-1112-10	NM	06/14/2011	07/06/2011	07/08/2011	22	2	24

SDG	SORT	UNITS	NSAMPLE	LAB_ID	QC_TYPE	SAMP_DATE	EXTR_DATE	ANAL_DATE	SMP_EXTR	EXTR_ANL	SMP_ANL
240-1112-1	HG	MG/KG	DR-SB-29-02	240-1112-7	NM	06/13/2011	07/06/2011	07/08/2011	23	2	25
240-1112-1	HG	MG/KG	DR-SB-35-10	240-1112-20	NM	06/14/2011	07/06/2011	07/08/2011	22	2	24
240-1112-1	HG	MG/KG	DR-SB-31-14	240-1112-12	NM	06/14/2011	07/06/2011	07/08/2011	22	2	24
240-1112-1	HG	MG/KG	DR-SB-27-10	240-1112-4	NM	06/13/2011	07/06/2011	07/08/2011	23	2	25
240-1112-1	HG	MG/KG	DR-SB-35-02	240-1112-19	NM	06/14/2011	07/06/2011	07/08/2011	22	2	24
240-1112-1	HG	MG/KG	DR-SB-33-12	240-1112-16	NM	06/14/2011	07/06/2011	07/08/2011	22	2	24
240-1112-1	HG	MG/KG	DR-SB-26-10	240-1112-2	NM	06/13/2011	07/01/2011	07/05/2011	18	4	22
240-1112-1	HG	MG/KG	DR-SB-26-02	240-1112-1	NM	06/13/2011	07/01/2011	07/05/2011	18	4	22
240-1564-1	HG	UG/L	MSA-MW-39S-062811	240-1564-1	NM	06/28/2011	07/12/2011	07/13/2011	14	1	15
240-1564-1	HG	UG/L	MSA-MW30I-062911	240-1591-2	NM	06/29/2011	07/12/2011	07/13/2011	13	1	14
240-1564-1	HG	UG/L	MSA-MW38S-062911	240-1591-1	NM	06/29/2011	07/12/2011	07/13/2011	13	1	14
240-1564-1	HG	UG/L	MSA-MW-35S-062811	240-1564-2	NM	06/28/2011	07/12/2011	07/13/2011	14	1	15
240-1564-1	HG	UG/L	MSA-MW-37S-062811	240-1564-3	NM	06/28/2011	07/12/2011	07/13/2011	14	1	15
240-1702-1	HG	UG/L	MSA-MW36S-070511	240-1702-1	NM	07/05/2011	07/14/2011	07/15/2011	9	1	10
240-1028-1	M	MG/KG	DR-TP-A48-04	240-1028-4	NM	06/10/2011	07/01/2011	07/08/2011	21	7	28
240-1028-1	M	MG/KG	DR-TP-A47-10	240-1028-1	NM	06/10/2011	07/01/2011	07/08/2011	21	7	28
240-1028-1	M	MG/KG	DR-TP-A46-06	240-1028-3	NM	06/10/2011	07/01/2011	07/08/2011	21	7	28
240-1028-1	M	MG/KG	DR-TP-A45-08	240-1028-2	NM	06/10/2011	07/01/2011	07/08/2011	21	7	28
240-1112-1	M	MG/KG	DR-SB-33-12	240-1112-16	NM	06/14/2011	07/05/2011	07/08/2011	21	3	24

SDG	SORT	UNITS	NSAMPLE	LAB_ID	QC_TYPE	SAMP_DATE	EXTR_DATE	ANAL_DATE	SMP_EXTR	EXTR_ANL	SMP_ANL
240-1112-1	M	MG/KG	DR-SB-33-12	240-1112-16	NM	06/14/2011	07/11/2011	07/14/2011	27	3	30
240-1112-1	M	MG/KG	DR-SB-27-02	240-1112-3	NM	06/13/2011	07/11/2011	07/14/2011	28	3	31
240-1112-1	M	MG/KG	DR-SB-26-10	240-1112-2	NM	06/13/2011	07/11/2011	07/14/2011	28	3	31
240-1112-1	M	MG/KG	DR-SB-26-10	240-1112-2	NM	06/13/2011	07/05/2011	07/08/2011	22	3	25
240-1112-1	M	MG/KG	DR-SB-27-02	240-1112-3	NM	06/13/2011	07/05/2011	07/08/2011	22	3	25
240-1112-1	M	MG/KG	DR-SB-29-10	240-1112-8	NM	06/13/2011	07/05/2011	07/08/2011	22	3	25
240-1112-1	M	MG/KG	DR-SB-31-14	240-1112-12	NM	06/14/2011	07/05/2011	07/08/2011	21	3	24
240-1112-1	M	MG/KG	DR-SB-31-02	240-1112-11	NM	06/14/2011	07/11/2011	07/14/2011	27	3	30
240-1112-1	M	MG/KG	DR-SB-32-02	240-1112-13	NM	06/14/2011	07/05/2011	07/08/2011	21	3	24
240-1112-1	M	MG/KG	DR-SB-31-02	240-1112-11	NM	06/14/2011	07/05/2011	07/08/2011	21	3	24
240-1112-1	M	MG/KG	DR-SB-30-08	240-1112-10	NM	06/14/2011	07/05/2011	07/08/2011	21	3	24
240-1112-1	M	MG/KG	DR-SB-32-02	240-1112-13	NM	06/14/2011	07/11/2011	07/14/2011	27	3	30
240-1112-1	M	MG/KG	DR-SB-33-02	240-1112-15	NM	06/14/2011	07/05/2011	07/08/2011	21	3	24
240-1112-1	M	MG/KG	DR-SB-30-02	240-1112-9	NM	06/14/2011	07/05/2011	07/08/2011	21	3	24
240-1112-1	M	MG/KG	DR-SB-27-10	240-1112-4	NM	06/13/2011	07/05/2011	07/08/2011	22	3	25
240-1112-1	M	MG/KG	DR-SB-32-12	240-1112-14	NM	06/14/2011	07/05/2011	07/08/2011	21	3	24
240-1112-1	M	MG/KG	DR-SB-29-02	240-1112-7	NM	06/13/2011	07/11/2011	07/15/2011	28	4	32
240-1112-1	M	MG/KG	DR-SB-29-02	240-1112-7	NM	06/13/2011	07/05/2011	07/08/2011	22	3	25
240-1112-1	M	MG/KG	DR-SB-28-10	240-1112-6	NM	06/13/2011	07/05/2011	07/08/2011	22	3	25

SDG	SORT	UNITS	NSAMPLE	LAB_ID	QC_TYPE	SAMP_DATE	EXTR_DATE	ANAL_DATE	SMP_EXTR	EXTR_ANL	SMP_ANL
240-1112-1	M	MG/KG	DR-SB-28-02	240-1112-5	NM	06/13/2011	07/11/2011	07/14/2011	28	3	31
240-1112-1	M	MG/KG	DR-SB-33-02	240-1112-15	NM	06/14/2011	07/11/2011	07/14/2011	27	3	30
240-1112-1	M	MG/KG	DR-SB-30-02	240-1112-9	NM	06/14/2011	07/11/2011	07/14/2011	27	3	30
240-1112-1	M	MG/KG	DR-SB-26-02	240-1112-1	NM	06/13/2011	07/11/2011	07/14/2011	28	3	31
240-1112-1	M	MG/KG	DR-SB-28-02	240-1112-5	NM	06/13/2011	07/05/2011	07/08/2011	22	3	25
240-1112-1	M	MG/KG	DR-SB-34-08	240-1112-18	NM	06/14/2011	07/13/2011	07/15/2011	29	2	31
240-1112-1	M	MG/KG	DR-SB-34-02	240-1112-17	NM	06/14/2011	07/11/2011	07/14/2011	27	3	30
240-1112-1	M	MG/KG	DR-SB-34-02	240-1112-17	NM	06/14/2011	07/05/2011	07/08/2011	21	3	24
240-1112-1	M	MG/KG	DR-SB-35-10	240-1112-20	NM	06/14/2011	07/13/2011	07/15/2011	29	2	31
240-1112-1	M	MG/KG	DR-SB-26-02	240-1112-1	NM	06/13/2011	07/05/2011	07/08/2011	22	3	25
240-1112-1	M	MG/KG	DR-SB-35-02	240-1112-19	NM	06/14/2011	07/13/2011	07/15/2011	29	2	31
240-1564-1	M	UG/L	MSA-MW38S-062911	240-1591-1	NM	06/29/2011	07/12/2011	08/04/2011	13	23	36
240-1564-1	M	UG/L	MSA-MW-35S-062811	240-1564-2	NM	06/28/2011	07/12/2011	08/04/2011	14	23	37
240-1564-1	M	UG/L	MSA-MW30I-062911	240-1591-2	NM	06/29/2011	07/12/2011	08/04/2011	13	23	36
240-1564-1	M	UG/L	MSA-MW-39S-062811	240-1564-1	NM	06/28/2011	07/12/2011	08/04/2011	14	23	37
240-1564-1	M	UG/L	MSA-MW-37S-062811	240-1564-3	NM	06/28/2011	07/12/2011	08/04/2011	14	23	37
240-1702-1	M	UG/L	MSA-MW36S-070511	240-1702-1	NM	07/05/2011	07/13/2011	07/30/2011	8	17	25
240-1702-1	M	UG/L	MSA-MW36S-070511	240-1702-1	NM	07/05/2011	07/13/2011	08/04/2011	8	22	30
240-1564-1	HGF	UG/L	MSA-MW-39S-062811	240-1564-1	NM	06/28/2011	07/12/2011	07/13/2011	14	1	15

COVER PAGE
METALS

Lab Name: TestAmerica North Canton Job Number: 240-1112-1

SDG No.:

Project: MSA Compass Rose Investigation 2011

Client Sample ID	Lab Sample ID
DR-SB-26-02	240-1112-1
DR-SB-26-10	240-1112-2
DR-SB-27-02	240-1112-3
DR-SB-27-10	240-1112-4
DR-SB-28-02	240-1112-5
DR-SB-28-10	240-1112-6
DR-SB-29-02	240-1112-7
DR-SB-29-10	240-1112-8
DR-SB-30-02	240-1112-9
DR-SB-30-08	240-1112-10
DR-SB-31-02	240-1112-11
DR-SB-31-14	240-1112-12
DR-SB-32-02	240-1112-13
DR-SB-32-12	240-1112-14
DR-SB-33-02	240-1112-15
DR-SB-33-12	240-1112-16
DR-SB-34-02	240-1112-17
DR-SB-34-08	240-1112-18
DR-SB-35-02	240-1112-19
DR-SB-35-10	240-1112-20

Comments:

2A-IN
CALIBRATION VERIFICATIONS
METALS

Lab Name: TestAmerica North Canton Job No.: 240-1112-1

SDG No.:

ICV Source: MTTRICV_00008 Concentration Units: ug/L

CCV Source: MTTRCCV_00008

	ICV 240-7831/5 07/08/2011 06:48				CCV 240-7831/83 07/08/2011 14:51				CCV 240-7831/95 07/08/2011 16:04			
Analyte	Found	C	True	%R	Found	C	True	%R	Found	C	True	%R
Antimony	256		250	102	519		500	104	515		500	103
Arsenic	251		250	100	521		500	104	521		500	104
Barium	1020		1000	102	2080		2000	104	2060		2000	103
Beryllium	1060		1000	106	2120		2000	106	2120		2000	106
Cadmium	256		250	102	509		500	102	507		500	101
Chromium	1050		1000	105	2050		2000	102	2050		2000	102
Cobalt	1040		1000	104	2060		2000	103	2050		2000	102
Copper	1020		1000	102	2050		2000	103	2020		2000	101
Lead	257		250	103	510		500	102	509		500	102
Molybdenum	1050		1000	105	1970		2000	98	1940		2000	97
Nickel	1030		1000	103	2070		2000	103	2070		2000	103
Selenium	251		250	100	510		500	102	505		500	101
Silver	515		500	103	1030		1000	103	1020		1000	102
Thallium	261		250	104	996		1000	100	982		1000	98
Vanadium	1030		1000	103	2030		2000	101	2010		2000	101
Zinc	1080		1000	108	2100		2000	105	2090		2000	105

Note! Calculations are performed before rounding to avoid round-off errors in calculated results.
Italicized analytes were not requested for this sequence.

2A-IN
CALIBRATION VERIFICATIONS
METALS

Lab Name: TestAmerica North Canton Job No.: 240-1112-1

SDG No.:

ICV Source: MTTRICV_00008 Concentration Units: ug/L

CCV Source: MTTRCCV_00008

	CCV 240-7831/107 07/08/2011 17:18				CCV 240-7831/119 07/08/2011 18:32				CCV 240-7831/131 07/08/2011 19:46			
Analyte	Found	C	True	%R	Found	C	True	%R	Found	C	True	%R
Antimony	513		500	103	521		500	104	517		500	103
Arsenic	527		500	105	530		500	106	526		500	105
Barium	2080		2000	104	2110		2000	105	2090		2000	104
Beryllium	2110		2000	106	2150		2000	107	2130		2000	106
Cadmium	504		500	101	512		500	102	507		500	101
Chromium	2040		2000	102	2070		2000	103	2050		2000	102
Cobalt	2030		2000	102	2060		2000	103	2040		2000	102
Copper	2030		2000	101	2030		2000	102	2020		2000	101
Lead	509		500	102	519		500	104	514		500	103
Molybdenum	1900		2000	95	1920		2000	96	1910		2000	95
Nickel	2080		2000	104	2120		2000	106	2100		2000	105
Selenium	506		500	101	511		500	102	511		500	102
Silver	1020		1000	102	1040		1000	104	1030		1000	103
Thallium	968		1000	97	966		1000	97	955		1000	96
Vanadium	2000		2000	100	2020		2000	101	2000		2000	100
Zinc	2080		2000	104	2110		2000	106	2090		2000	105

Note! Calculations are performed before rounding to avoid round-off errors in calculated results.
Italicized analytes were not requested for this sequence.

2A-IN
CALIBRATION VERIFICATIONS
METALS

Lab Name: TestAmerica North Canton Job No.: 240-1112-1

SDG No.:

ICV Source: MTTRICV_00008 Concentration Units: ug/L

CCV Source: MTTRCCV_00008

	ICV 240-8513/5 07/14/2011 09:59				CCV 240-8513/118 07/14/2011 21:58				CCV 240-8513/130 07/14/2011 23:12			
Analyte	Found	C	True	%R	Found	C	True	%R	Found	C	True	%R
Antimony	255		250	102	514		500	103	517		500	103
Arsenic	248		250	99	513		500	103	514		500	103
Barium	1000		1000	100	2070		2000	104	2090		2000	104
Beryllium	1060		1000	106	2090		2000	105	2090		2000	105
Cadmium	255		250	102	508		500	102	510		500	102
Chromium	1040		1000	104	2050		2000	103	2050		2000	103
Cobalt	1030		1000	103	2050		2000	102	2060		2000	103
Copper	995		1000	100	2030		2000	102	2060		2000	103
Lead	257		250	103	516		500	103	518		500	104
Molybdenum	1040		1000	104	2020		2000	101	2050		2000	102
Nickel	1030		1000	103	2080		2000	104	2080		2000	104
Selenium	251		250	101	512		500	102	515		500	103
Silver	506		500	101	1020		1000	102	1020		1000	102
Thallium	252		250	101	983		1000	98	1000		1000	100
Vanadium	1020		1000	102	2040		2000	102	2050		2000	102
Zinc	1070		1000	107	2100		2000	105	2110		2000	105

Note! Calculations are performed before rounding to avoid round-off errors in calculated results.
Italicized analytes were not requested for this sequence.

2A-IN
CALIBRATION VERIFICATIONS
METALS

Lab Name: TestAmerica North Canton Job No.: 240-1112-1

SDG No.:

ICV Source: MTTRICV_00008 Concentration Units: ug/L

CCV Source: MTTRCCV_00008

	CCV 240-8513/142 07/15/2011 00:26				CCV 240-8513/149 07/15/2011 01:09				CCV 240-8513/151 07/15/2011 04:54			
Analyte	Found	C	True	%R	Found	C	True	%R	Found	C	True	%R
Antimony	519		500	104	513		500	103	506		500	101
Arsenic	514		500	103	507		500	101	498		500	100
Barium	2080		2000	104	2060		2000	103	2030		2000	101
Beryllium	2100		2000	105	2070		2000	103	2080		2000	104
Cadmium	512		500	102	505		500	101	514		500	103
Chromium	2060		2000	103	2040		2000	102	2060		2000	103
Cobalt	2060		2000	103	2040		2000	102	2060		2000	103
Copper	2050		2000	103	2030		2000	102	1980		2000	99
Lead	518		500	104	514		500	103	519		500	104
Molybdenum	2060		2000	103	2040		2000	102	2080		2000	104
Nickel	2080		2000	104	2060		2000	103	2080		2000	104
Selenium	515		500	103	510		500	102	501		500	100
Silver	1020		1000	102	1010		1000	101	1000		1000	100
Thallium	1000		1000	100	995		1000	99	994		1000	99
Vanadium	2050		2000	103	2030		2000	101	2040		2000	102
Zinc	2110		2000	106	2090		2000	104	2090		2000	105

Note! Calculations are performed before rounding to avoid round-off errors in calculated results.
Italicized analytes were not requested for this sequence.

2A-IN
CALIBRATION VERIFICATIONS
METALS

Lab Name: TestAmerica North Canton Job No.: 240-1112-1

SDG No.:

ICV Source: MTTRICV_00008 Concentration Units: ug/L

CCV Source: MTTRCCV_00008

CCV 240-8513/155
07/15/2011 05:22

Analyte	Found	C	True	%R	Found	C	True	%R	Found	C	True	%R
Antimony	503		500	101								
Arsenic	501		500	100								
Barium	2030		2000	101								
Beryllium	2060		2000	103								
Cadmium	509		500	102								
Chromium	2040		2000	102								
Cobalt	2040		2000	102								
Copper	2000		2000	100								
Lead	512		500	102								
Molybdenum	2070		2000	103								
Nickel	2060		2000	103								
Selenium	502		500	100								
Silver	1000		1000	100								
Thallium	1000		1000	100								
Vanadium	2030		2000	101								
Zinc	2090		2000	105								

Note! Calculations are performed before rounding to avoid round-off errors in calculated results.
Italicized analytes were not requested for this sequence.

2A-IN
CALIBRATION VERIFICATIONS
METALS

Lab Name: TestAmerica North Canton Job No.: 240-1112-1

SDG No.:

ICV Source: MTHGICVW_00064 Concentration Units: ug/L

CCV Source: MTHGCALW_00039

	ICV 240-7112/7-A 07/05/2011 14:03				CCV 240-7112/10-A 07/05/2011 14:07				CCV 240-7112/10-A 07/05/2011 14:23			
Analyte	Found	C	True	%R	Found	C	True	%R	Found	C	True	%R
Hg	2.56		2.50	102	5.24		5.00	105	5.21		5.00	104

Note! Calculations are performed before rounding to avoid round-off errors in calculated results.
Italicized analytes were not requested for this sequence.

2A-IN
CALIBRATION VERIFICATIONS
METALS

Lab Name: TestAmerica North Canton Job No.: 240-1112-1

SDG No.:

ICV Source: MTHGICVW_00064 Concentration Units: ug/L

CCV Source: MTHGCALW_00039

	CCV 240-7112/10-A 07/05/2011 14:38				CCV 240-7112/10-A 07/05/2011 14:52							
Analyte	Found	C	True	%R	Found	C	True	%R	Found	C	True	%R
Hg	5.04		5.00	101	5.23		5.00	105				

Note! Calculations are performed before rounding to avoid round-off errors in calculated results.
Italicized analytes were not requested for this sequence.

2A-IN
CALIBRATION VERIFICATIONS
METALS

Lab Name: TestAmerica North Canton Job No.: 240-1112-1

SDG No.:

ICV Source: MTHGICVW_00068 Concentration Units: ug/L

CCV Source: MTHGCALW_00042

	ICV 240-7849/7-A 07/08/2011 12:01				CCV 240-7849/10-A 07/08/2011 12:53				CCV 240-7849/10-A 07/08/2011 13:09			
Analyte	Found	C	True	%R	Found	C	True	%R	Found	C	True	%R
Hg	2.49		2.50	99	4.98		5.00	100	4.95		5.00	99

Note! Calculations are performed before rounding to avoid round-off errors in calculated results.
Italicized analytes were not requested for this sequence.

2A-IN
CALIBRATION VERIFICATIONS
METALS

Lab Name: TestAmerica North Canton Job No.: 240-1112-1

SDG No.:

ICV Source: MTHGICVW_00068 Concentration Units: ug/L

CCV Source: MTHGCALW_00042

	CCV 240-7849/10-A 07/08/2011 13:25				CCV 240-7849/10-A 07/08/2011 13:40							
Analyte	Found	C	True	%R	Found	C	True	%R	Found	C	True	%R
Hg	5.14		5.00	103	5.06		5.00	101				

Note! Calculations are performed before rounding to avoid round-off errors in calculated results.
Italicized analytes were not requested for this sequence.

2B-IN
CRQL CHECK STANDARD
METALS

Lab Name: TestAmerica North Canton Job No.: 240-1112-1

SDG No.:

Method: 6010C Instrument ID: I6

Lab Sample ID: CRI 240-7831/92 Concentration Units: ug/L

CRQL Check Standard Source: MTTRCRIC_00001

Analyte	CRQL Check Standard True	Found	Qualifiers	%R(1)	Limits
Antimony	20.0	19.9	J	100	70-130
Arsenic	15.0	15.2		101	70-130
Barium	200	210		105	70-130
Beryllium	5.00	5.20		104	70-130
Cadmium	5.00	5.00		100	70-130
Chromium	10.0	10.8		108	70-130
Cobalt	10.0	9.78	J	98	70-130
Copper	20.0	18.0	J	90	70-130
Lead	10.0	11.8		118	70-130
Molybdenum	40.0	41.3		103	70-130
Nickel	40.0	41.1		103	70-130
Selenium	20.0	21.3		106	70-130
Silver	10.0	9.90	J	99	70-130
Thallium	20.0	17.7	J	89	70-130
Vanadium	10.0	9.95	J	100	70-130
Zinc	50.0	56.9		114	70-130

Lab Sample ID: CRI 240-7831/125 Concentration Units: ug/L

CRQL Check Standard Source: MTTRCRIC_00001

Analyte	CRQL Check Standard True	Found	Qualifiers	%R(1)	Limits
Antimony	20.0	20.8		104	70-130
Arsenic	15.0	16.2		108	70-130
Barium	200	210		105	70-130
Beryllium	5.00	5.35		107	70-130
Cadmium	5.00	5.14		103	70-130
Chromium	10.0	10.7		107	70-130
Cobalt	10.0	9.80	J	98	70-130
Copper	20.0	14.9	J	74	70-130
Lead	10.0	11.4		114	70-130
Molybdenum	40.0	39.1	J	98	70-130
Nickel	40.0	41.4		103	70-130
Selenium	20.0	22.1		111	70-130
Silver	10.0	10.2		102	70-130
Thallium	20.0	21.4		107	70-130

Note! Calculations are performed before rounding to avoid round-off errors in calculated results.

FORM IIB-IN

2B-IN
CRQL CHECK STANDARD
METALS

Lab Name: TestAmerica North Canton Job No.: 240-1112-1

SDG No.:

Method: 6010C Instrument ID: I6

Lab Sample ID: CRI 240-7831/125 Concentration Units: ug/L

CRQL Check Standard Source: MTTRCRIC_00001

Analyte	CRQL Check Standard				
	True	Found	Qualifiers	%R(1)	Limits
Vanadium	10.0	10.1		101	70-130
Zinc	50.0	56.7		113	70-130

Lab Sample ID: CRI 240-8513/120 Concentration Units: ug/L

CRQL Check Standard Source: MTTRCRIC_00001

Analyte	CRQL Check Standard				
	True	Found	Qualifiers	%R(1)	Limits
Antimony	20.0	21.3		106	70-130
Arsenic	15.0	15.0		100	70-130
Barium	200	208		104	70-130
Beryllium	5.00	4.94	J	99	70-130
Cadmium	5.00	5.02		100	70-130
Chromium	10.0	10.8		108	70-130
Cobalt	10.0	9.93	J	99	70-130
Copper	20.0	17.9	J	90	70-130
Lead	10.0	11.7		117	70-130
Molybdenum	40.0	45.0		112	70-130
Nickel	40.0	42.0		105	70-130
Selenium	20.0	22.0		110	70-130
Silver	10.0	9.74	J	97	70-130
Thallium	20.0	18.0	J	90	70-130
Vanadium	10.0	11.0		110	70-130
Zinc	50.0	56.7		113	70-130

Lab Sample ID: CRI 240-8513/148 Concentration Units: ug/L

CRQL Check Standard Source: MTTRCRIC_00001

Analyte	CRQL Check Standard				
	True	Found	Qualifiers	%R(1)	Limits
Antimony	20.0	22.5		113	70-130
Arsenic	15.0	16.1		107	70-130
Barium	200	209		104	70-130
Beryllium	5.00	5.02		100	70-130

Note! Calculations are performed before rounding to avoid round-off errors in calculated results.

FORM IIB-IN

2B-IN
CRQL CHECK STANDARD
METALS

Lab Name: TestAmerica North Canton Job No.: 240-1112-1

SDG No.:

Method: 6010C Instrument ID: I6

Lab Sample ID: CRI 240-8513/148 Concentration Units: ug/L

CRQL Check Standard Source: MTTRCRIC_00001

Analyte	CRQL Check Standard True	Found	Qualifiers	%R(1)	Limits
Cadmium	5.00	5.17		103	70-130
Chromium	10.0	10.6		106	70-130
Cobalt	10.0	10.1		101	70-130
Copper	20.0	19.5	J	97	70-130
Lead	10.0	11.5		115	70-130
Molybdenum	40.0	44.0		110	70-130
Nickel	40.0	42.1		105	70-130
Selenium	20.0	22.4		112	70-130
Silver	10.0	9.70	J	97	70-130
Thallium	20.0	17.0	J	85	70-130
Vanadium	10.0	11.2		112	70-130
Zinc	50.0	57.5		115	70-130

Lab Sample ID: CRI 240-8513/154 Concentration Units: ug/L

CRQL Check Standard Source: MTTRCRIC_00001

Analyte	CRQL Check Standard True	Found	Qualifiers	%R(1)	Limits
Antimony	20.0	21.8		109	70-130
Arsenic	15.0	16.8		112	70-130
Barium	200	205		103	70-130
Beryllium	5.00	5.09		102	70-130
Cadmium	5.00	5.29		106	70-130
Chromium	10.0	10.9		109	70-130
Cobalt	10.0	10.4		104	70-130
Copper	20.0	20.0	J	100	70-130
Lead	10.0	10.6		106	70-130
Molybdenum	40.0	47.1		118	70-130
Nickel	40.0	43.0		107	70-130
Selenium	20.0	21.0		105	70-130
Silver	10.0	9.83	J	98	70-130
Thallium	20.0	18.8	J	94	70-130
Vanadium	10.0	11.3		113	70-130
Zinc	50.0	57.9		116	70-130

Note! Calculations are performed before rounding to avoid round-off errors in calculated results.

FORM IIB-IN

2B-IN
CRQL CHECK STANDARD
METALS

Lab Name: TestAmerica North Canton Job No.: 240-1112-1

SDG No.:

Method: 7471B Instrument ID: H1

Lab Sample ID: CRA 240-7112/9-A Concentration Units: ug/L

CRQL Check Standard Source: MTHGCALW_00039

	CRQL Check Standard				
Analyte	True	Found	Qualifiers	%R(1)	Limits
Hg	0.200	0.191	J	96	50-150

Lab Sample ID: CRA 240-7849/9-A Concentration Units: ug/L

CRQL Check Standard Source: MTHGCALW_00042

	CRQL Check Standard				
Analyte	True	Found	Qualifiers	%R(1)	Limits
Hg	0.200	0.210	J	105	50-150

Note! Calculations are performed before rounding to avoid round-off errors in calculated results.

FORM IIB-IN

3-IN
INSTRUMENT BLANKS
METALS

Lab Name: TestAmerica North Canton Job No.: 240-1112-1

SDG No.:

Concentration Units: ug/L

Analyte	RL	ICBIS 240-7831/6 07/08/2011 06:54 Found	C	CCB 240-7831/84 07/08/2011 14:57 Found	C	CCB 240-7831/96 07/08/2011 16:11 Found	C	CCB 240-7831/108 07/08/2011 17:24 Found	C
Antimony	20	20	U	20	U	20	U	20	U
Arsenic	15	15	U	15	U	15	U	15	U
Barium	200	200	U	200	U	200	U	200	U
Beryllium	5.0	5.0	U	5.0	U	5.0	U	5.0	U
Cadmium	5.0	5.0	U	5.0	U	5.0	U	5.0	U
Chromium	10	10	U	10	U	10	U	10	U
Cobalt	10	10	U	10	U	10	U	10	U
Copper	25	25	U	25	U	25	U	25	U
Lead	10	10	U	2.15	J	10	U	10	U
Molybdenum	40	5.60	J	12.5	J	13.0	J	13.2	J
Nickel	40	40	U	40	U	40	U	40	U
Selenium	20	20	U	20	U	20	U	20	U
Silver	10	10	U	10	U	10	U	10	U
Thallium	20	20	U	20	U	20	U	20	U
Vanadium	10	10	U	10	U	10	U	10	U
Zinc	50	50	U	50	U	50	U	50	U

Italicized analytes were not requested for this sequence.

3-IN
INSTRUMENT BLANKS
METALS

Lab Name: TestAmerica North Canton Job No.: 240-1112-1

SDG No.:

Concentration Units: ug/L

		CCB 240-7831/120 07/08/2011 18:38		CCB 240-7831/132 07/08/2011 19:52					
Analyte	RL	Found	C	Found	C	Found	C	Found	C
Antimony	20	20	U	20	U				
Arsenic	15	15	U	15	U				
Barium	200	1.19	J	1.27	J				
Beryllium	5.0	5.0	U	5.0	U				
Cadmium	5.0	5.0	U	5.0	U				
Chromium	10	10	U	10	U				
Cobalt	10	10	U	10	U				
Copper	25	25	U	25	U				
Lead	10	10	U	1.96	J				
Molybdenum	40	12.7	J	14.1	J				
Nickel	40	40	U	40	U				
Selenium	20	20	U	20	U				
Silver	10	10	U	10	U				
Thallium	20	20	U	20	U				
Vanadium	10	10	U	10	U				
Zinc	50	50	U	50	U				

Italicized analytes were not requested for this sequence.

3-IN
INSTRUMENT BLANKS
METALS

Lab Name: TestAmerica North Canton Job No.: 240-1112-1

SDG No.:

Concentration Units: ug/L

Analyte	RL	ICBIS 240-8513/6 07/14/2011 10:06 Found	C	CCB 240-8513/119 07/14/2011 22:04 Found	C	CCB 240-8513/131 07/14/2011 23:18 Found	C	CCB 240-8513/143 07/15/2011 00:32 Found	C
Antimony	20	4.22	J	2.63	J	2.41	J	1.88	J
Arsenic	15	15	U	15	U	15	U	15	U
Barium	200	200	U	200	U	200	U	200	U
Beryllium	5.0	5.0	U	5.0	U	5.0	U	5.0	U
Cadmium	5.0	5.0	U	5.0	U	5.0	U	5.0	U
Chromium	10	10	U	10	U	10	U	10	U
Cobalt	10	10	U	10	U	10	U	10	U
Copper	25	25	U	25	U	25	U	25	U
Lead	10	10	U	10	U	10	U	10	U
Molybdenum	40	5.57	J	14.8	J	14.7	J	15.7	J
Nickel	40	40	U	40	U	40	U	40	U
Selenium	20	20	U	20	U	4.40	J	4.33	J
Silver	10	10	U	10	U	10	U	10	U
Thallium	20	20	U	20	U	20	U	20	U
Vanadium	10	0.811	J	1.08	J	1.08	J	1.21	J
Zinc	50	50	U	50	U	50	U	50	U

Italicized analytes were not requested for this sequence.

3-IN
INSTRUMENT BLANKS
METALS

Lab Name: TestAmerica North Canton Job No.: 240-1112-1

SDG No.:

Concentration Units: ug/L

		CCB 240-8513/150 07/15/2011 01:15		CCB 240-8513/152 07/15/2011 05:00		CCB 240-8513/156 07/15/2011 05:28			
Analyte	RL	Found	C	Found	C	Found	C	Found	C
Antimony	20	20	U	2.54	J	2.07	J		
Arsenic	15	15	U	15	U	15	U		
Barium	200	200	U	200	U	200	U		
Beryllium	5.0	5.0	U	5.0	U	5.0	U		
Cadmium	5.0	5.0	U	5.0	U	5.0	U		
Chromium	10	10	U	10	U	10	U		
Cobalt	10	10	U	10	U	10	U		
Copper	25	25	U	25	U	25	U		
Lead	10	10	U	10	U	10	U		
Molybdenum	40	15.3	J	15.5	J	16.3	J		
Nickel	40	40	U	40	U	40	U		
Selenium	20	20	U	20	U	4.47	J		
Silver	10	10	U	10	U	10	U		
Thallium	20	20	U	20	U	20	U		
Vanadium	10	1.16	J	1.07	J	1.37	J		
Zinc	50	50	U	50	U	50	U		

Italicized analytes were not requested for this sequence.

3-IN
INSTRUMENT BLANKS
METALS

Lab Name: TestAmerica North Canton Job No.: 240-1112-1

SDG No.:

Concentration Units: ug/L

		ICB 240-7112/8-A 07/05/2011 14:05		CCB 240-7112/11-A 07/05/2011 14:09		CCB 240-7112/11-A 07/05/2011 14:24		CCB 240-7112/11-A 07/05/2011 14:39	
Analyte	RL	Found	C	Found	C	Found	C	Found	C
Hg	0.60	0.60	U	0.60	U	0.60	U	0.60	U

Italicized analytes were not requested for this sequence.

3-IN
INSTRUMENT BLANKS
METALS

Lab Name: TestAmerica North Canton Job No.: 240-1112-1

SDG No.:

Concentration Units: ug/L

		CCB 240-7112/11-A 07/05/2011 14:53							
Analyte	RL	Found	C	Found	C	Found	C	Found	C
Hg	0.60	0.60	U						

Italicized analytes were not requested for this sequence.

3-IN
INSTRUMENT BLANKS
METALS

Lab Name: TestAmerica North Canton Job No.: 240-1112-1

SDG No.:

Concentration Units: ug/L

		ICB 240-7849/8-A 07/08/2011 12:02		CCB 240-7849/11-A 07/08/2011 12:55		CCB 240-7849/11-A 07/08/2011 13:11		CCB 240-7849/11-A 07/08/2011 13:26	
Analyte	RL	Found	C	Found	C	Found	C	Found	C
Hg	0.60	0.60	U	0.60	U	0.60	U	0.60	U

Italicized analytes were not requested for this sequence.

3-IN
INSTRUMENT BLANKS
METALS

Lab Name: TestAmerica North Canton Job No.: 240-1112-1

SDG No.:

Concentration Units: ug/L

		CCB 240-7849/11-A 07/08/2011 13:42							
Analyte	RL	Found	C	Found	C	Found	C	Found	C
Hg	0.60	0.60	U						

Italicized analytes were not requested for this sequence.

3-IN
METHOD BLANK
METALS

Lab Name: TestAmerica North Canton Job No.: 240-1112-1

SDG No.:

Concentration Units: mg/Kg Lab Sample ID: MB 240-7155/1-A

Instrument Code: I6 Batch No.: 7831

CAS No.	Analyte	Concentration	C	Q	Method
7440-36-0	Antimony	2.0	U		6010C
7440-38-2	Arsenic	1.5	U		6010C
7440-39-3	Barium	0.123	J		6010C
7440-41-7	Beryllium	0.50	U		6010C
7440-43-9	Cadmium	0.50	U		6010C
7440-47-3	Chromium	1.0	U		6010C
7440-48-4	Cobalt	1.0	U		6010C
7440-50-8	Copper	2.5	U		6010C
7439-92-1	Lead	0.289	J		6010C
7439-98-7	Molybdenum	4.0	U		6010C
7440-02-0	Nickel	4.0	U		6010C
7782-49-2	Selenium	2.0	U		6010C
7440-22-4	Silver	1.0	U		6010C
7440-28-0	Thallium	2.0	U		6010C
7440-62-2	Vanadium	1.0	U		6010C
7440-66-6	Zinc	5.0	U		6010C

3-IN
METHOD BLANK
METALS

Lab Name: TestAmerica North Canton Job No.: 240-1112-1

SDG No.:

Concentration Units: mg/Kg Lab Sample ID: MB 240-7899/1-A

Instrument Code: I6 Batch No.: 8513

CAS No.	Analyte	Concentration	C	Q	Method
7440-66-6	Zinc	5.0	U		6010C

FORM III-IN

3-IN
METHOD BLANK
METALS

Lab Name: TestAmerica North Canton Job No.: 240-1112-1

SDG No.:

Concentration Units: mg/Kg Lab Sample ID: MB 240-8200/1-A

Instrument Code: I6 Batch No.: 8513

CAS No.	Analyte	Concentration	C	Q	Method
7440-36-0	Antimony	2.0	U		6010C
7440-38-2	Arsenic	1.5	U		6010C
7440-39-3	Barium	0.117	J		6010C
7440-41-7	Beryllium	0.50	U		6010C
7440-43-9	Cadmium	0.50	U		6010C
7440-47-3	Chromium	1.0	U		6010C
7440-48-4	Cobalt	1.0	U		6010C
7440-50-8	Copper	2.5	U		6010C
7439-92-1	Lead	1.0	U		6010C
7439-98-7	Molybdenum	4.0	U		6010C
7440-02-0	Nickel	4.0	U		6010C
7782-49-2	Selenium	0.582	J		6010C
7440-22-4	Silver	1.0	U		6010C
7440-28-0	Thallium	2.0	U		6010C
7440-62-2	Vanadium	1.0	U		6010C
7440-66-6	Zinc	2.82	J		6010C

FORM III-IN

3-IN
METHOD BLANK
METALS

Lab Name: TestAmerica North Canton Job No.: 240-1112-1

SDG No.:

Concentration Units: mg/Kg Lab Sample ID: MB 240-6861/1-A

Instrument Code: H1 Batch No.: 7354

CAS No.	Analyte	Concentration	C	Q	Method
7439-97-6	Hg	0.10	U		7471B

FORM III-IN

3-IN
METHOD BLANK
METALS

Lab Name: TestAmerica North Canton Job No.: 240-1112-1

SDG No.:

Concentration Units: mg/Kg Lab Sample ID: MB 240-7276/1-A

Instrument Code: H1 Batch No.: 7838

CAS No.	Analyte	Concentration	C	Q	Method
7439-97-6	Hg	0.10	U		7471B

FORM III-IN

4A-IN
INTERFERENCE CHECK STANDARD
METALS

Lab Name: TestAmerica North Canton Job No.: 240-1112-1

SDG No.:

Lab Sample ID: ICSA 240-7831/9 Instrument ID: I6

Lab File ID: I60708A ICS Source: MTTRICSAW_00005

Concentration Units: ug/L

Analyte	True Solution A	Found Solution A	Percent Recovery
Antimony		**-0.195**	
Arsenic		**5.56**	
Barium		**2.15**	
Beryllium		**0.318**	
Cadmium		**0.540**	
Chromium		**0.724**	
Cobalt		**3.77**	
Copper		**4.44**	
Lead		**-0.740**	
Molybdenum		**-2.58**	
Nickel		**1.01**	
Selenium		**2.82**	
Silver		**0.0953**	
Thallium		**-2.12**	
Vanadium		**1.17**	
Zinc		**-2.20**	
Aluminum	*500000*	*424943*	*85*
Boron		*-11.5*	
Calcium	*500000*	*450713*	*90*
Iron	*200000*	*188083*	*94*
Magnesium	*500000*	*484246*	*97*
Manganese		*4.18*	
Potassium		*139*	
Sodium		*-307*	
Tin		*1.38*	

Calculations are performed before rounding to avoid round-off errors in calculated results.

FORM IVA-IN

4A-IN
INTERFERENCE CHECK STANDARD
METALS

Lab Name: TestAmerica North Canton Job No.: 240-1112-1

SDG No.:

Lab Sample ID: ICSAB 240-7831/10 Instrument ID: I6

Lab File ID: I60708A ICS Source: MTTRICSABW_00004

Concentration Units: ug/L

Analyte	True Solution AB	Found Solution AB	Percent Recovery
Antimony	**1000**	**997**	**100**
Arsenic	**1000**	**976**	**98**
Barium	**500**	**524**	**105**
Beryllium	**500**	**499**	**100**
Cadmium	**1000**	**933**	**93**
Chromium	**500**	**484**	**97**
Cobalt	**500**	**487**	**97**
Copper	**500**	**541**	**108**
Lead	**1000**	**936**	**94**
Molybdenum	**1000**	**990**	**99**
Nickel	**1000**	**962**	**96**
Selenium	**1000**	**969**	**97**
Silver	**1000**	**1047**	**105**
Thallium	**1000**	**907**	**91**
Vanadium	**500**	**491**	**98**
Zinc	**1000**	**1045**	**105**
Aluminum	*500000*	*429995*	*86*
Boron	*1000*	*1021*	*102*
Calcium	*500000*	*453439*	*91*
Iron	*200000*	*190707*	*95*
Magnesium	*500000*	*490027*	*98*
Manganese	*500*	*498*	*100*
Potassium	*10000*	*10479*	*105*
Sodium	*10000*	*11393*	*114*
Tin	*1000*	*1020*	*102*

Calculations are performed before rounding to avoid round-off errors in calculated results.

FORM IVA-IN

4A-IN
INTERFERENCE CHECK STANDARD
METALS

Lab Name: TestAmerica North Canton Job No.: 240-1112-1

SDG No.:

Lab Sample ID: ICSA 240-8513/9 Instrument ID: I6

Lab File ID: I60714A ICS Source: MTTRICSAW_00005

Concentration Units: ug/L

Analyte	True Solution A	Found Solution A	Percent Recovery
Antimony		0.897	
Arsenic		6.38	
Barium		2.28	
Beryllium		0.0873	
Cadmium		-0.172	
Chromium		0.382	
Cobalt		3.54	
Copper		2.64	
Lead		-0.152	
Molybdenum		-2.66	
Nickel		2.78	
Selenium		4.54	
Silver		-0.591	
Thallium		-11.3	
Vanadium		2.11	
Zinc		-1.70	
Aluminum	*500000*	*423766*	*85*
Boron		*1.64*	
Calcium	*500000*	*439066*	*88*
Iron	*200000*	*190041*	*95*
Magnesium	*500000*	*473899*	*95*
Manganese		*4.28*	
Potassium		*129*	
Sodium		*-408*	
Tin		*4.29*	

Calculations are performed before rounding to avoid round-off errors in calculated results.

FORM IVA-IN

4A-IN
INTERFERENCE CHECK STANDARD
METALS

Lab Name: TestAmerica North Canton Job No.: 240-1112-1

SDG No.:

Lab Sample ID: ICSAB 240-8513/10 Instrument ID: I6

Lab File ID: I60714A ICS Source: MTTRICSABW_00004

Concentration Units: ug/L

Analyte	True Solution AB	Found Solution AB	Percent Recovery
Antimony	**1000**	**1014**	**101**
Arsenic	**1000**	**983**	**98**
Barium	**500**	**524**	**105**
Beryllium	**500**	**502**	**100**
Cadmium	**1000**	**942**	**94**
Chromium	**500**	**485**	**97**
Cobalt	**500**	**489**	**98**
Copper	**500**	**536**	**107**
Lead	**1000**	**944**	**94**
Molybdenum	**1000**	**992**	**99**
Nickel	**1000**	**973**	**97**
Selenium	**1000**	**976**	**98**
Silver	**1000**	**1046**	**105**
Thallium	**1000**	**895**	**90**
Vanadium	**500**	**493**	**99**
Zinc	**1000**	**1053**	**105**
Aluminum	*500000*	*425001*	*85*
Boron	*1000*	*1033*	*103*
Calcium	*500000*	*440970*	*88*
Iron	*200000*	*191430*	*96*
Magnesium	*500000*	*476676*	*95*
Manganese	*500*	*500*	*100*
Potassium	*10000*	*10624*	*106*
Sodium	*10000*	*11143*	*111*
Tin	*1000*	*1031*	*103*

Calculations are performed before rounding to avoid round-off errors in calculated results.

FORM IVA-IN

5A-IN
MATRIX SPIKE SAMPLE RECOVERY
METALS

Client ID: DR-SB-27-10 MS | Lab ID: 240-1112-4 MS

Lab Name: TestAmerica North Canton | Job No.: 240-1112-1

SDG No.:

Matrix: Solid | Concentration Units: mg/Kg

% Solids: 86.3

Analyte	SSR	C	Sample Result (SR)	C	Spike Added (SA)	%R	Control Limit %R	Q	Method
Hg	0.142		0.11	U	0.178	80	11-192		7471B

SSR = Spiked Sample Result

Calculations are performed before rounding to avoid round-off errors in calculated results.
Note - Results and Reporting Limits have been adjusted for dry weight.

FORM VA - IN

5A-IN
MATRIX SPIKE SAMPLE RECOVERY
METALS

Client ID: DR-SB-34-08 MS | Lab ID: 240-1112-18 MS

Lab Name: TestAmerica North Canton | Job No.: 240-1112-1

SDG No.:

Matrix: Solid | Concentration Units: mg/Kg

% Solids: 86.7

Analyte	SSR	C	Sample Result (SR)	C	Spike Added (SA)	%R	Control Limit %R	Q	Method
Antimony	26.6		2.1	U	55.5	48	75-125	F	6010C
Arsenic	194		3.2		222	86	75-125		6010C
Barium	221		5.7	J	222	97	75-125		6010C
Beryllium	5.03		0.53	U	5.55	91	75-125		6010C
Cadmium	4.89		0.53	U	5.55	88	75-125		6010C
Chromium	29.8		9.4		22.2	92	75-125		6010C
Cobalt	51.2		0.79	J	55.5	91	75-125		6010C
Copper	29.5		3.9		27.7	92	75-125		6010C
Lead	53.0		1.9		55.5	92	75-125		6010C
Molybdenum	97.3		0.68	J	111	87	75-125		6010C
Nickel	52.6		1.1	J	55.5	93	75-125		6010C
Selenium	193		0.50	J	222	87	75-125		6010C
Silver	5.21		1.1	U	5.55	94	75-125		6010C
Thallium	188		2.1	U	222	85	75-125		6010C
Vanadium	65.8		20		55.5	83	75-125		6010C
Zinc	65.0		5.2	J	55.5	108	75-125		6010C

SSR = Spiked Sample Result

Calculations are performed before rounding to avoid round-off errors in calculated results.
Note - Results and Reporting Limits have been adjusted for dry weight.

FORM VA - IN

5A-IN
MATRIX SPIKE SAMPLE RECOVERY
METALS

Client ID: Lab ID: 240-888-F-1-E MS

Lab Name: TestAmerica North Canton Job No.: 240-1112-1

SDG No.:

Matrix: Solid Concentration Units: mg/Kg

% Solids: 86.0

Analyte	SSR	C	Sample Result (SR)	C	Spike Added (SA)	%R	Control Limit %R	Q	Method
Hg	0.180		0.11	U	0.185	97	11-192		7471B

SSR = Spiked Sample Result

Sample not in SDG

Calculations are performed before rounding to avoid round-off errors in calculated results.
Note - Results and Reporting Limits have been adjusted for dry weight.

FORM VA - IN

5A-IN
MATRIX SPIKE SAMPLE RECOVERY
METALS

Client ID: Lab ID: 240-888-F-1-H MS

Lab Name: TestAmerica North Canton Job No.: 240-1112-1

SDG No.:

Matrix: Solid Concentration Units: mg/Kg

% Solids: 86.0

Analyte	SSR	C	Sample Result (SR)	C	Spike Added (SA)	%R	Control Limit %R	Q	Method
Antimony	28.3		2.3	U	56.5	50	75-125	F	6010C
Arsenic	205		0.40	J	226	91	75-125		6010C
Barium	237		12	J	226	100	75-125		6010C
Beryllium	5.62		0.58	U	5.65	99	75-125		6010C
Cadmium	5.29		0.58	U	5.65	94	75-125		6010C
Chromium	32.7		6.9		22.6	114	75-125		6010C
Cobalt	56.6		3.1		56.5	95	75-125		6010C
Copper	31.6		4.7		28.2	95	75-125		6010C
Lead	56.2		2.5		56.5	95	75-125		6010C
Molybdenum	96.4		4.7	U	113	85	75-125		6010C
Nickel	55.0		0.79	J	56.5	96	75-125		6010C
Selenium	198		2.3	U	226	88	75-125		6010C
Silver	5.38		1.2	U	5.65	95	75-125		6010C
Thallium	196		2.3	U	226	87	75-125		6010C
Vanadium	59.8		7.1		56.5	93	75-125		6010C
Zinc	67.1		2.9	J	56.5	114	75-125		6010C

SSR = Spiked Sample Result

Sample not in SDG

Calculations are performed before rounding to avoid round-off errors in calculated results.
Note - Results and Reporting Limits have been adjusted for dry weight.

FORM VA - IN

5A-IN
MATRIX SPIKE DUPLICATE SAMPLE RECOVERY
METALS

Client ID: DR-SB-27-10 MSD | Lab ID: 240-1112-4 MSD

Lab Name: TestAmerica North Canton | Job No.: 240-1112-1

SDG No.:

Matrix: Solid | Concentration Units: mg/Kg

% Solids: 86.3

Analyte	(SDR) C	Spike Added (SA)	%R	Control Limit %R	RPD	RPD Limit	Q	Method
Hg	0.140	0.178	78	11-192	2	20		7471B

SDR = Sample Duplicate Result

Calculations are performed before rounding to avoid round-off errors in calculated results.
Note - Results and Reporting Limits have been adjusted for dry weight.

FORM VD - IN

5A-IN
MATRIX SPIKE DUPLICATE SAMPLE RECOVERY
METALS

Client ID: DR-SB-34-08 MSD
Lab ID: 240-1112-18 MSD
Lab Name: TestAmerica North Canton
Job No.: 240-1112-1
SDG No.:
Matrix: Solid
Concentration Units: mg/Kg
% Solids: 86.7

Analyte	(SDR) C	Spike Added (SA)	%R	Control Limit %R	RPD	RPD Limit	Q	Method
Antimony	26.4	55.5	48	75-125	1	20	F	6010C
Arsenic	208	222	92	75-125	7	20		6010C
Barium	238	222	105	75-125	8	20		6010C
Beryllium	5.50	5.55	99	75-125	9	20		6010C
Cadmium	5.25	5.55	95	75-125	7	20		6010C
Chromium	33.6	22.2	109	75-125	12	20		6010C
Cobalt	55.5	55.5	99	75-125	8	20		6010C
Copper	32.6	27.7	104	75-125	10	20		6010C
Lead	56.4	55.5	98	75-125	6	20		6010C
Molybdenum	106	111	95	75-125	8	20		6010C
Nickel	57.3	55.5	101	75-125	9	20		6010C
Selenium	205	222	92	75-125	6	20		6010C
Silver	5.58	5.55	101	75-125	7	20		6010C
Thallium	203	222	92	75-125	8	20		6010C
Vanadium	72.5	55.5	95	75-125	10	20		6010C
Zinc	74.4	55.5	125	75-125	14	20		6010C

SDR = Sample Duplicate Result

Calculations are performed before rounding to avoid round-off errors in calculated results.
Note - Results and Reporting Limits have been adjusted for dry weight.

FORM VD - IN

5A-IN
MATRIX SPIKE DUPLICATE SAMPLE RECOVERY
METALS

Client ID: Lab ID: 240-888-F-1-F MSD

Lab Name: TestAmerica North Canton Job No.: 240-1112-1

SDG No.:

Matrix: Solid Concentration Units: mg/Kg

% Solids: 86.0

Analyte	(SDR) C	Spike Added (SA)	%R	Control Limit %R	RPD	RPD Limit	Q	Method
Hg	0.184	0.185	100	11-192	2	20		7471B

SDR = Sample Duplicate Result

Sample not in SDG

Calculations are performed before rounding to avoid round-off errors in calculated results.
Note - Results and Reporting Limits have been adjusted for dry weight.

FORM VD - IN

5A-IN
MATRIX SPIKE DUPLICATE SAMPLE RECOVERY
METALS

Client ID: Lab ID: 240-888-F-1-I MSD

Lab Name: TestAmerica North Canton Job No.: 240-1112-1

SDG No.:

Matrix: Solid Concentration Units: mg/Kg

% Solids: 86.0

Analyte	(SDR) C	Spike Added (SA)	%R	Control Limit %R	RPD	RPD Limit	Q	Method
Antimony	26.4	56.5	47	75-125	7	20	F	6010C
Arsenic	204	226	90	75-125	1	20		6010C
Barium	242	226	102	75-125	2	20		6010C
Beryllium	5.56	5.65	99	75-125	1	20		6010C
Cadmium	5.21	5.65	92	75-125	1	20		6010C
Chromium	34.6	22.6	123	75-125	6	20		6010C
Cobalt	55.9	56.5	93	75-125	1	20		6010C
Copper	31.3	28.2	94	75-125	1	20		6010C
Lead	57.9	56.5	98	75-125	3	20		6010C
Molybdenum	93.8	113	83	75-125	3	20		6010C
Nickel	54.7	56.5	95	75-125	1	20		6010C
Selenium	196	226	87	75-125	1	20		6010C
Silver	5.34	5.65	95	75-125	1	20		6010C
Thallium	194	226	86	75-125	1	20		6010C
Vanadium	59.9	56.5	94	75-125	0	20		6010C
Zinc	67.0	56.5	113	75-125	0	20		6010C

SDR = Sample Duplicate Result

Sample not in SDG

Calculations are performed before rounding to avoid round-off errors in calculated results.
Note - Results and Reporting Limits have been adjusted for dry weight.

FORM VD - IN

5B-IN
POST DIGESTION SPIKE SAMPLE RECOVERY
METALS

Client ID: DR-SB-34-08 PDS | Lab ID: 240-1112-18 PDS

Lab Name: TestAmerica North Canton | Job No.: 240-1112-1

SDG No.:

Matrix: Solid | Concentration Units: mg/Kg

Analyte	SSR	C	Sample Result (SR)	C	Spike Added (SA)	%R	Control Limit %R	Q	Method
Antimony	53.2		2.1	U	52.9	101	80-120		6010C

SSR = Spiked Sample Result

Calculations are performed before rounding to avoid round-off errors in calculated results.
Note - Results and Reporting Limits have been adjusted for dry weight.

FORM VB - IN

5B-IN
POST DIGESTION SPIKE SAMPLE RECOVERY
METALS

Client ID: Lab ID: 240-888-F-1-G PDS

Lab Name: TestAmerica North Canton Job No.: 240-1112-1

SDG No.:

Matrix: Solid Concentration Units: mg/Kg

Analyte	SSR	C	Sample Result (SR)	C	Spike Added (SA)	%R	Control Limit %R	Q	Method
Antimony	53.1		2.3	U	58.2	91	80-120		6010C

SSR = Spiked Sample Result

Sample not in SDG

Calculations are performed before rounding to avoid round-off errors in calculated results.
Note - Results and Reporting Limits have been adjusted for dry weight.

FORM VB - IN

7A-IN
LAB CONTROL SAMPLE
METALS

Lab ID: LCS 240-7155/2-A

Lab Name: TestAmerica North Canton Job No.: 240-1112-1

Sample Matrix: Solid LCS Source: MTICP1_00005

Solid(mg/Kg)

Analyte	True	Found	C	%R	Limits		Q	Method
Antimony	50.0	49.6		99	80	120		6010C
Arsenic	200	201		100	80	120		6010C
Barium	200	210		105	80	120		6010C
Beryllium	5.00	5.33		107	80	120		6010C
Cadmium	5.00	5.16		103	80	120		6010C
Chromium	20.0	21.1		106	80	120		6010C
Cobalt	50.0	51.9		104	80	120		6010C
Copper	25.0	25.7		103	80	120		6010C
Lead	50.0	50.5		101	80	120		6010C
Molybdenum	100	97.0		97	80	120		6010C
Nickel	50.0	52.4		105	80	120		6010C
Selenium	200	194		97	80	120		6010C
Silver	5.00	5.30		106	80	120		6010C
Thallium	200	192		96	80	120		6010C
Vanadium	50.0	51.1		102	80	120		6010C
Zinc	50.0	63.9		128	80	120	*	6010C

Calculations are performed before rounding to avoid round-off errors in calculated results.

FORM VIIA - IN

7A-IN
LAB CONTROL SAMPLE
METALS

Lab ID: LCS 240-7899/2-A

Lab Name: TestAmerica North Canton Job No.: 240-1112-1

Sample Matrix: Solid LCS Source: MTICP1_00005

Solid(mg/Kg)

Analyte	True	Found	C	%R	Limits		Q	Method
Zinc	50.0	52.4		105	80	120		6010C

Calculations are performed before rounding to avoid round-off errors in calculated results.

FORM VIIA - IN

7A-IN
LAB CONTROL SAMPLE
METALS

Lab ID: LCS 240-8200/2-A

Lab Name: TestAmerica North Canton Job No.: 240-1112-1

Sample Matrix: Solid LCS Source: MTICP1_00005

Analyte	Solid(mg/Kg) True	Found	C	%R	Limits		Q	Method
Antimony	50.0	47.8		96	80	120		6010C
Arsenic	200	191		96	80	120		6010C
Barium	200	205		103	80	120		6010C
Beryllium	5.00	5.06		101	80	120		6010C
Cadmium	5.00	4.98		100	80	120		6010C
Chromium	20.0	20.5		103	80	120		6010C
Cobalt	50.0	49.8		100	80	120		6010C
Copper	25.0	24.8		99	80	120		6010C
Lead	50.0	49.5		99	80	120		6010C
Molybdenum	100	99.5		99	80	120		6010C
Nickel	50.0	50.4		101	80	120		6010C
Selenium	200	190		95	80	120		6010C
Silver	5.00	5.09		102	80	120		6010C
Thallium	200	188		94	80	120		6010C
Vanadium	50.0	50.2		100	80	120		6010C
Zinc	50.0	58.9		118	80	120		6010C

Calculations are performed before rounding to avoid round-off errors in calculated results.

FORM VIIA - IN

7A-IN
LAB CONTROL SAMPLE
METALS

Lab ID: LCS 240-6861/2-A

Lab Name: TestAmerica North Canton Job No.: 240-1112-1

Sample Matrix: Solid LCS Source: MTHGICVW_00063

Solid(mg/Kg)

Analyte	True	Found	C	%R	Limits		Q	Method
Hg	0.833	0.846		102	73	121		7471B

Calculations are performed before rounding to avoid round-off errors in calculated results.

FORM VIIA - IN

7A-IN
LAB CONTROL SAMPLE
METALS

Lab ID: LCS 240-7276/2-A

Lab Name: TestAmerica North Canton Job No.: 240-1112-1

Sample Matrix: Solid LCS Source: MTHGICVW_00066

Solid(mg/Kg)

Analyte	True	Found	C	%R	Limits		Q	Method
Hg	0.833	0.808		97	73	121		7471B

Calculations are performed before rounding to avoid round-off errors in calculated results.

FORM VIIA - IN

8-IN
ICP-AES AND ICP-MS SERIAL DILUTIONS
METALS

Lab ID: 240-1112-18

SDG No:

Lab Name: TestAmerica North Canton Job No: 240-1112-1

Matrix: Solid Concentration Units: mg/Kg

Analyte	Initial Sample Result (I)	C	Serial Dilution Result (S)	C	% Difference	Q	Method
Antimony	2.1	U	11	U	NC		6010C
Arsenic	3.2		3.28	J	NC		6010C
Barium	5.7	J	5.85	J	2.4		6010C
Beryllium	0.53	U	2.6	U	NC		6010C
Cadmium	0.53	U	2.6	U	NC		6010C
Chromium	9.4		9.41		NC		6010C
Cobalt	0.79	J	5.3	U	NC		6010C
Copper	3.9		13	U	NC		6010C
Lead	1.9		1.90	J	NC		6010C
Molybdenum	0.68	J	21	U	NC		6010C
Nickel	1.1	J	21	U	NC		6010C
Selenium	0.50	J	11	U	NC		6010C
Silver	1.1	U	5.3	U	NC		6010C
Thallium	2.1	U	11	U	NC		6010C
Vanadium	20		20.5		2.3		6010C
Zinc	5.2	J	6.39	J	NC		6010C

Calculations are performed before rounding to avoid round-off errors in calculated results.

FORM VIII-IN

8-IN
ICP-AES AND ICP-MS SERIAL DILUTIONS
METALS

Lab ID: 240-888-F-1-G SD ^5

SDG No:

Lab Name: TestAmerica North Canton Job No: 240-1112-1

Matrix: Solid Concentration Units: mg/Kg

Analyte	Initial Sample Result (I)	C	Serial Dilution Result (S)	C	% Difference	Q	Method
Antimony	2.3	U	12	U	NC		6010C
Arsenic	0.40	J	8.7	U	NC		6010C
Barium	12	J	12.2	J	4.0		6010C
Beryllium	0.58	U	2.9	U	NC		6010C
Cadmium	0.58	U	2.9	U	NC		6010C
Chromium	6.9		7.19		NC		6010C
Cobalt	3.1		3.18	J	NC		6010C
Copper	4.7		15	U	NC		6010C
Lead	2.5		3.18	J	NC		6010C
Molybdenum	4.7	U	23	U	NC		6010C
Nickel	0.79	J	23	U	NC		6010C
Selenium	2.3	U	2.63	J	NC		6010C
Silver	1.2	U	5.8	U	NC		6010C
Thallium	2.3	U	12	U	NC		6010C
Vanadium	7.1		7.32		3.5		6010C
Zinc	2.9	J	29	U	NC		6010C

Sample not in SDG

Calculations are performed before rounding to avoid round-off errors in calculated results.

FORM VIII-IN

9-IN
DETECTION LIMITS
METALS

Lab Name: TestAmerica North Canton Job Number: 240-1112-1

SDG Number:

Matrix: Solid Instrument ID: I6

Method: 6010C MDL Date: 03/01/2011 14:59

Prep Method: 3050B

Analyte	Wavelength/ Mass	RL (mg/Kg)	MDL (mg/Kg)
Antimony	206.838	2	0.39
Arsenic	189.042	1.5	0.3
Barium	493.409	20	0.071
Beryllium	313.042	0.5	0.043
Cadmium	226.502	0.5	0.036
Chromium	267.716	1	0.2
Cobalt	228.616	1	0.16
Copper	324.753	2.5	0.74
Lead	220.353	1	0.19
Molybdenum	202.030	4	0.27
Nickel	231.604	4	0.27
Selenium	196.026	2	0.45
Silver	328.068	1	0.1
Thallium	190.864	2	0.55
Vanadium	292.402	1	0.12
Zinc	213.856	5	1

9-IN
CALIBRATION BLANK DETECTION LIMITS
METALS

Lab Name: TestAmerica North Canton Job Number: 240-1112-1

SDG Number:

Matrix: Solid Instrument ID: I6

Method: 6010C XMDL Date: 03/01/2011 15:00

Analyte	Wavelength/ Mass	XRL (ug/L)	XMDL (ug/L)
Antimony	206.838	20	1.8
Arsenic	189.042	15	3.2
Barium	493.409	200	0.67
Beryllium	313.042	5	0.46
Cadmium	226.502	5	0.66
Chromium	267.716	10	2.2
Cobalt	228.616	10	1.7
Copper	324.753	25	4.5
Lead	220.353	10	1.9
Molybdenum	202.030	40	1.3
Nickel	231.604	40	3.2
Selenium	196.026	20	4.1
Silver	328.068	10	2.2
Thallium	190.864	20	4.7
Vanadium	292.402	10	0.64
Zinc	213.856	50	5

9-IN
DETECTION LIMITS
METALS

Lab Name: TestAmerica North Canton Job Number: 240-1112-1

SDG Number:

Matrix: Solid Instrument ID: H1

Method: 7471B MDL Date: 02/16/2010 09:48

Prep Method: 7471B

Analyte	Wavelength/ Mass	RL (mg/Kg)	MDL (mg/Kg)
Hg	253.7	0.1	0.015

FORM IX - IN

9-IN
CALIBRATION BLANK DETECTION LIMITS
METALS

Lab Name: TestAmerica North Canton Job Number: 240-1112-1

SDG Number:

Matrix: Solid Instrument ID: H1

Method: 7471B XMDL Date: 02/16/2010 09:48

Analyte	Wavelength/ Mass	XRL (ug/L)	XMDL (ug/L)
Hg	253.7	0.6	0.12

12-IN
PREPARATION LOG
METALS

Lab Name: TestAmerica North Canton Job No.: 240-1112-1

SDG No.:

Prep Method: 3050B

Lab Sample ID	Preparation Date	Prep Batch	Initial Weight (g)	Initial Volume	Final Volume (mL)
MB 240-7155/1-A	07/05/2011 13:03	7155	1.00		100
LCS 240-7155/2-A	07/05/2011 13:03	7155	1.00		100
240-888-F-1-H MS	07/05/2011 13:03	7155	1.03		100
240-888-F-1-I MSD	07/05/2011 13:03	7155	1.03		100
240-1112-3	07/05/2011 13:03	7155	1.08		100
240-1112-2	07/05/2011 13:03	7155	1.18		100
240-1112-1	07/05/2011 13:03	7155	1.11		100
240-1112-16	07/05/2011 13:03	7155	1.01		100
240-1112-15	07/05/2011 13:03	7155	1.07		100
240-1112-17	07/05/2011 13:03	7155	1.07		100
240-1112-11	07/05/2011 13:03	7155	1.02		100
240-1112-13	07/05/2011 13:03	7155	1.10		100
240-1112-7	07/05/2011 13:03	7155	1.21		100
240-1112-14	07/05/2011 13:03	7155	1.09		100
240-1112-9	07/05/2011 13:03	7155	1.15		100
240-1112-10	07/05/2011 13:03	7155	1.06		100
240-1112-12	07/05/2011 13:03	7155	1.15		100
240-1112-8	07/05/2011 13:03	7155	1.14		100
240-1112-5	07/05/2011 13:03	7155	1.01		100
240-1112-4	07/05/2011 13:03	7155	1.08		100
240-1112-6	07/05/2011 13:03	7155	1.07		100

12-IN
PREPARATION LOG
METALS

Lab Name: TestAmerica North Canton Job No.: 240-1112-1

SDG No.:

Prep Method: 3050B

Lab Sample ID	Preparation Date	Prep Batch	Initial Weight (g)	Initial Volume	Final Volume (mL)
MB 240-7899/1-A	07/11/2011 10:16	7899	1.00		100
LCS 240-7899/2-A	07/11/2011 10:16	7899	1.00		100
240-1112-17	07/11/2011 10:16	7899	1.05		100
240-1112-1	07/11/2011 10:16	7899	1.01		100
240-1112-2	07/11/2011 10:16	7899	1.01		100
240-1112-3	07/11/2011 10:16	7899	1.16		100
240-1112-16	07/11/2011 10:16	7899	1.10		100
240-1112-11	07/11/2011 10:16	7899	1.17		100
240-1112-15	07/11/2011 10:16	7899	1.10		100
240-1112-7	07/11/2011 10:16	7899	1.13		100
240-1112-5	07/11/2011 10:16	7899	1.02		100
240-1112-13	07/11/2011 10:16	7899	1.22		100
240-1112-9	07/11/2011 10:16	7899	1.08		100

12-IN
PREPARATION LOG
METALS

Lab Name: TestAmerica North Canton Job No.: 240-1112-1

SDG No.:

Prep Method: 3050B

Lab Sample ID	Preparation Date	Prep Batch	Initial Weight (g)	Initial Volume	Final Volume (mL)
MB 240-8200/1-A	07/13/2011 09:09	8200	1.00		100
LCS 240-8200/2-A	07/13/2011 09:09	8200	1.00		100
240-1112-18	07/13/2011 09:09	8200	1.09		100
240-1112-18 MS	07/13/2011 09:09	8200	1.04		100
240-1112-18 MSD	07/13/2011 09:09	8200	1.04		100
240-1112-19	07/13/2011 09:09	8200	1.02		100
240-1112-20	07/13/2011 09:09	8200	1.19		100

12-IN
PREPARATION LOG
METALS

Lab Name: TestAmerica North Canton Job No.: 240-1112-1

SDG No.:

Prep Method: 7471B

Lab Sample ID	Preparation Date	Prep Batch	Initial Weight (g)	Initial Volume	Final Volume (mL)
MB 240-6861/1-A	07/01/2011 15:20	6861	0.60		100
LCS 240-6861/2-A	07/01/2011 15:20	6861	0.60		100
240-888-F-1-E MS	07/01/2011 15:20	6861	0.63		100
240-888-F-1-F MSD	07/01/2011 15:20	6861	0.63		100
240-1112-1	07/01/2011 15:20	6861	0.67		100
240-1112-2	07/01/2011 15:20	6861	0.62		100
240-1112-3	07/01/2011 15:20	6861	0.62		100

FORM XII-IN

12-IN
PREPARATION LOG
METALS

Lab Name: TestAmerica North Canton Job No.: 240-1112-1

SDG No.:

Prep Method: 7471B

Lab Sample ID	Preparation Date	Prep Batch	Initial Weight (g)	Initial Volume	Final Volume (mL)
MB 240-7276/1-A	07/06/2011 14:50	7276	0.60		100
LCS 240-7276/2-A	07/06/2011 14:50	7276	0.60		100
240-1112-4	07/06/2011 14:50	7276	0.65		100
240-1112-4 MS	07/06/2011 14:50	7276	0.65		100
240-1112-4 MSD	07/06/2011 14:50	7276	0.65		100
240-1112-7	07/06/2011 14:50	7276	0.63		100
240-1112-9	07/06/2011 14:50	7276	0.69		100
240-1112-5	07/06/2011 14:50	7276	0.68		100
240-1112-13	07/06/2011 14:50	7276	0.83		100
240-1112-11	07/06/2011 14:50	7276	0.79		100
240-1112-15	07/06/2011 14:50	7276	0.62		100
240-1112-10	07/06/2011 14:50	7276	0.78		100
240-1112-14	07/06/2011 14:50	7276	0.70		100
240-1112-16	07/06/2011 14:50	7276	0.70		100
240-1112-6	07/06/2011 14:50	7276	0.66		100
240-1112-12	07/06/2011 14:50	7276	0.62		100
240-1112-8	07/06/2011 14:50	7276	0.93		100
240-1112-19	07/06/2011 14:50	7276	0.63		100
240-1112-18	07/06/2011 14:50	7276	0.63		100
240-1112-17	07/06/2011 14:50	7276	0.67		100
240-1112-20	07/06/2011 14:50	7276	0.64		100

13-IN
ANALYSIS RUN LOG
METALS

Lab Name: TestAmerica North Canton Job No.: 240-1112-1

SDG No.:

Instrument ID: I6 Method: 6010C

Start Date: 07/08/2011 06:26 End Date: 07/08/2011 21:06

Lab Sample ID	D/F	Type	Time	Analytes															
				Ag	As	Ba	Be	Cd	Co	Cr	Cu	Mo	Ni	Pb	Sb	Se	Tl	V	Zn
STD 240-7831/1 IC			06:26	X	X	X	X	X	X	X	X	X	X	X	X	X	X	X	X
CALSTD 240-7831/2 IC			06:32	X	X	X	X	X	X	X	X	X	X	X	X	X	X	X	X
CALSTD 240-7831/3 IC			06:38	X	X	X	X	X	X	X	X	X	X	X	X	X	X	X	X
CALSTD 240-7831/4 IC			06:44	X	X	X	X	X	X	X	X	X	X	X	X	X	X	X	X
ICV 240-7831/5	1		06:48	X	X	X	X	X	X	X	X	X	X	X	X	X	X	X	X
ICBIS 240-7831/6	1		06:54	X	X	X	X	X	X	X	X	X	X	X	X	X	X	X	X
CRI 240-7831/7			07:00																
CRI 240-7831/8			07:08																
ICSA 240-7831/9	1		07:15	X	X	X	X	X	X	X	X	X	X	X	X	X	X	X	X
ICSAB 240-7831/10	1		07:21	X	X	X	X	X	X	X	X	X	X	X	X	X	X	X	X
CCV 240-7831/11			07:27																
CCB 240-7831/12			07:33																
ZZZZZZ			07:39																
ZZZZZZ			07:45																
ZZZZZZ			07:51																
ZZZZZZ			07:58																
ZZZZZZ			08:04																
ZZZZZZ			08:10																
ZZZZZZ			08:16																
ZZZZZZ			08:22																
ZZZZZZ			08:28																
ZZZZZZ			08:34																
CCV 240-7831/23			08:41																
CCB 240-7831/24			08:47																
ZZZZZZ			08:53																
ZZZZZZ			08:59																
ZZZZZZ			09:05																
ZZZZZZ			09:11																
ZZZZZZ			09:17																
ZZZZZZ			09:24																
ZZZZZZ			09:30																
ZZZZZZ			09:36																
ZZZZZZ			09:42																
CRI 240-7831/34			09:48																
CCV 240-7831/35			09:54																
CCB 240-7831/36			10:00																
ZZZZZZ			10:07																
ZZZZZZ			10:13																
ZZZZZZ			10:19																
ZZZZZZ			10:25																
ZZZZZZ			10:31																
ZZZZZZ			10:37																

13-IN
ANALYSIS RUN LOG
METALS

Lab Name: TestAmerica North Canton Job No.: 240-1112-1

SDG No.:

Instrument ID: I6 Method: 6010C

Start Date: 07/08/2011 06:26 End Date: 07/08/2011 21:06

Lab Sample ID	D/F	Type	Time	Analytes																	
				Ag	As	Ba	Be	Cd	Co	Cr	Cu	Mo	Ni	Pb	Sb	Se	Tl	V	Zn		
ZZZZZZ			10:43																		
ZZZZZZ			10:50																		
ZZZZZZ			10:56																		
ZZZZZZ			11:02																		
CCV 240-7831/47			11:08																		
CCB 240-7831/48			11:14																		
ZZZZZZ			11:20																		
ZZZZZZ			11:26																		
ZZZZZZ			11:33																		
ZZZZZZ			11:39																		
ZZZZZZ			11:45																		
ZZZZZZ			11:51																		
ZZZZZZ			11:57																		
ZZZZZZ			12:03																		
ZZZZZZ			12:09																		
ZZZZZZ			12:16																		
CCV 240-7831/59			12:22																		
CCB 240-7831/60			12:28																		
ZZZZZZ			12:35																		
ZZZZZZ			12:42																		
ZZZZZZ			12:48																		
ZZZZZZ			12:54																		
ZZZZZZ			13:00																		
ZZZZZZ			13:06																		
CRI 240-7831/67			13:12																		
ZZZZZZ			13:18																		
ZZZZZZ			13:25																		
ZZZZZZ			13:31																		
CCV 240-7831/71			13:37																		
CCB 240-7831/72			13:43																		
ZZZZZZ			13:49																		
ZZZZZZ			13:55																		
ZZZZZZ			14:01																		
ZZZZZZ			14:08																		
ZZZZZZ			14:14																		
ZZZZZZ			14:20																		
ZZZZZZ			14:26																		
ZZZZZZ			14:32																		
ZZZZZZ			14:38																		
ZZZZZZ			14:44																		
CCV 240-7831/83	1		14:51	X	X	X	X	X	X	X	X	X	X	X	X	X	X	X	X		
CCB 240-7831/84	1		14:57	X	X	X	X	X	X	X	X	X	X	X	X	X	X	X	X		

13-IN
ANALYSIS RUN LOG
METALS

Lab Name: TestAmerica North Canton Job No.: 240-1112-1

SDG No.:

Instrument ID: I6 Method: 6010C

Start Date: 07/08/2011 06:26 End Date: 07/08/2011 21:06

Lab Sample ID	D/F	Type	Time	Analytes															
				Ag	As	Ba	Be	Cd	Co	Cr	Cu	Mo	Ni	Pb	Sb	Se	Tl	V	Zn
ZZZZZZ			15:03																
ZZZZZZ			15:09																
ZZZZZZ			15:15																
ZZZZZZ			15:21																
ZZZZZZ			15:28																
ZZZZZZ			15:34																
ZZZZZZ			15:40																
✓ CRI 240-7831/92	1		15:46	X	X	X	X	X	X	X	X	X	X	X	X	X	X	X	X
MB 240-7155/1-A	1	T	15:52	X	X	X	X	X	X	X	X	X	X	X	X	X	X	X	X
LCS 240-7155/2-A	1	T	15:58	X	X	X	X	X	X	X	X	X	X	X	X	X	X	X	X
CCV 240-7831/95	1		16:04	X	X	X	X	X	X	X	X	X	X	X	X	X	X	X	X
CCB 240-7831/96	1		16:11	X	X	X	X	X	X	X	X	X	X	X	X	X	X	X	X
ZZZZZZ			16:17																
240-888-F-1-G SD ^5	5	T	16:23	X	X	X	X	X	X	X	X	X	X	X	X	X	X	X	X
240-888-F-1-G PDS	1	T	16:29												X				
240-888-F-1-H MS	1	T	16:35	X	X	X	X	X	X	X	X	X	X	X	X	X	X	X	X
240-888-F-1-I MSD	1	T	16:41	X	X	X	X	X	X	X	X	X	X	X	X	X	X	X	X
ZZZZZZ			16:48																
ZZZZZZ			16:54																
240-1112-3	1	T	17:00	X	X	X	X	X	X	X	X	X	X	X	X	X	X	X	
240-1112-2	1	T	17:06	X	X	X	X	X	X	X	X	X	X	X	X	X	X	X	
240-1112-1	1	T	17:12	X	X	X	X	X	X	X	X	X	X	X	X	X	X	X	
CCV 240-7831/107	1		17:18	X	X	X	X	X	X	X	X	X	X	X	X	X	X	X	X
CCB 240-7831/108	1		17:24	X	X	X	X	X	X	X	X	X	X	X	X	X	X	X	X
240-1112-16	1	T	17:31	X	X	X	X	X	X	X	X	X	X	X	X	X	X	X	
240-1112-15	1	T	17:37	X	X	X	X	X	X	X	X	X	X	X	X	X	X	X	
240-1112-17	1	T	17:43	X	X	X	X	X	X	X	X	X	X	X	X	X	X	X	
240-1112-11	1	T	17:49	X	X	X	X	X	X	X	X	X	X	X	X	X	X	X	
240-1112-13	1	T	17:55	X	X	X	X	X	X	X	X	X	X	X	X	X	X	X	
240-1112-7	1	T	18:01	X	X	X	X	X	X	X	X	X	X	X	X	X	X	X	
240-1112-14	1	T	18:08	X	X	X	X	X	X	X	X	X	X	X	X	X	X	X	X
240-1112-9	1	T	18:14	X	X	X	X	X	X	X	X	X	X	X	X	X	X	X	
240-1112-10	1	T	18:20	X	X	X	X	X	X	X	X	X	X	X	X	X	X	X	X
240-1112-12	1	T	18:26	X	X	X	X	X	X	X	X	X	X	X	X	X	X	X	X
CCV 240-7831/119	1		18:32	X	X	X	X	X	X	X	X	X	X	X	X	X	X	X	X
CCB 240-7831/120	1		18:38	X	X	X	X	X	X	X	X	X	X	X	X	X	X	X	X
240-1112-8	1	T	18:45	X	X	X	X	X	X	X	X	X	X	X	X	X	X	X	X
240-1112-5	1	T	18:51	X	X	X	X	X	X	X	X	X	X	X	X	X	X	X	
240-1112-4	1	T	18:57	X	X	X	X	X	X	X	X	X	X	X	X	X	X	X	X
240-1112-6	1	T	19:03	X	X	X	X	X	X	X	X	X	X	X	X	X	X	X	X
✓ CRI 240-7831/125	1		19:09	X	X	X	X	X	X	X	X	X	X	X	X	X	X	X	X
ZZZZZZ			19:15																

13-IN
ANALYSIS RUN LOG
METALS

Lab Name: TestAmerica North Canton Job No.: 240-1112-1

SDG No.:

Instrument ID: I6 Method: 6010C

Start Date: 07/08/2011 06:26 End Date: 07/08/2011 21:06

Lab Sample ID	D/F	Type	Time	Analytes
				Ag As Ba Be Cd Co Cr Cu Co Ni Pb Sb Se Tl V Zn
ZZZZZZ			19:21	
ZZZZZZ			19:28	
ZZZZZZ			19:34	
ZZZZZZ			19:40	
CCV 240-7831/131	1		19:46	X X X X X X X X X X X X X X X X
CCB 240-7831/132	1		19:52	X X X X X X X X X X X X X X X X
ZZZZZZ			19:58	
ZZZZZZ			20:05	
ZZZZZZ			20:11	
ZZZZZZ			20:17	
ZZZZZZ			20:23	
ZZZZZZ			20:29	
ZZZZZZ			20:35	
ZZZZZZ			20:42	
ZZZZZZ			20:48	
ZZZZZZ			20:54	
CCV 240-7831/143			21:00	
CCB 240-7831/144			21:06	

Prep Types

T = Total/NA

13-IN
ANALYSIS RUN LOG
METALS

Lab Name: TestAmerica North Canton Job No.: 240-1112-1

SDG No.:

Instrument ID: I6 Method: 6010C

Start Date: 07/14/2011 09:37 End Date: 07/15/2011 05:50

Lab Sample ID	D/F	Type	Time	Analytes															
				Ag	As	Ba	Be	Cd	Co	Cr	Cu	Mo	Ni	Pb	Sb	Se	Tl	V	Zn
STD 240-8513/1 IC			09:37	X	X	X	X	X	X	X	X	X	X	X	X	X	X	X	X
CALSTD 240-8513/2 IC			09:44	X	X	X	X	X	X	X	X	X	X	X	X	X	X	X	X
CALSTD 240-8513/3 IC			09:50	X	X	X	X	X	X	X	X	X	X	X	X	X	X	X	X
CALSTD 240-8513/4 IC			09:55	X	X	X	X	X	X	X	X	X	X	X	X	X	X	X	X
ICV 240-8513/5	1		09:59	X	X	X	X	X	X	X	X	X	X	X	X	X	X	X	X
ICBIS 240-8513/6	1		10:06	X	X	X	X	X	X	X	X	X	X	X	X	X	X	X	X
CRI 240-8513/7			10:12																
ZZZZZZ			10:18																
ICSA 240-8513/9	1		10:24	X	X	X	X	X	X	X	X	X	X	X	X	X	X	X	X
ICSAB 240-8513/10	1		10:30	X	X	X	X	X	X	X	X	X	X	X	X	X	X	X	X
CCV 240-8513/11			10:36																
CCB 240-8513/12			10:43																
ZZZZZZ			11:04																
ZZZZZZ			11:10																
ZZZZZZ			11:16																
ZZZZZZ			11:22																
ZZZZZZ			11:28																
ZZZZZZ			11:34																
ZZZZZZ			11:40																
ZZZZZZ			11:47																
ZZZZZZ			11:53																
CCV 240-8513/22			11:59																
CCB 240-8513/23			12:05																
ZZZZZZ			12:20																
ZZZZZZ			12:26																
ZZZZZZ			12:32																
ZZZZZZ			12:39																
ZZZZZZ			12:45																
ZZZZZZ			12:51																
CCV 240-8513/30			12:57																
CCB 240-8513/31			13:03																
ZZZZZZ			13:09																
ZZZZZZ			13:15																
ZZZZZZ			13:22																
ZZZZZZ			13:28																
ZZZZZZ			13:34																
ZZZZZZ			13:40																
ZZZZZZ			13:46																
ZZZZZZ			13:52																
ZZZZZZ			13:58																
ZZZZZZ			14:05																
CCV 240-8513/42			14:11																

13-IN
ANALYSIS RUN LOG
METALS

Lab Name: TestAmerica North Canton Job No.: 240-1112-1

SDG No.:

Instrument ID: I6 Method: 6010C

Start Date: 07/14/2011 09:37 End Date: 07/15/2011 05:50

Lab Sample ID	D/F	Type	Time	Analytes: Ag	As	Ba	Be	Cd	Co	Cr	Cu	Mo	Ni	Pb	Sb	Se	Tl	V	Zn
CCB 240-8513/43			14:17																
ZZZZZZ			14:23																
ZZZZZZ			14:29																
ZZZZZZ			14:35																
ZZZZZZ			14:41																
ZZZZZZ			14:47																
ZZZZZZ			14:54																
ZZZZZZ			15:00																
ZZZZZZ			15:06																
ZZZZZZ			15:12																
ZZZZZZ			15:18																
CCV 240-8513/54			15:24																
CCB 240-8513/55			15:30																
ZZZZZZ			15:37																
ZZZZZZ			15:43																
ZZZZZZ			15:49																
ZZZZZZ			15:55																
ZZZZZZ			16:01																
ZZZZZZ			16:07																
ZZZZZZ			16:13																
ZZZZZZ			16:20																
ZZZZZZ			16:26																
ZZZZZZ			16:32																
CCV 240-8513/66			16:38																
CCB 240-8513/67			16:44																
ZZZZZZ			16:50																
ZZZZZZ			16:57																
ZZZZZZ			17:03																
ZZZZZZ			17:09																
ZZZZZZ			17:15																
ZZZZZZ			17:21																
ZZZZZZ			17:27																
ZZZZZZ			17:33																
ZZZZZZ			17:40																
ZZZZZZ			17:46																
CCV 240-8513/78			17:52																
CCB 240-8513/79			17:58																
ZZZZZZ			18:04																
ZZZZZZ			18:10																
ZZZZZZ			18:16																
ZZZZZZ			18:23																
ZZZZZZ			18:29																

13-IN
ANALYSIS RUN LOG
METALS

Lab Name: TestAmerica North Canton Job No.: 240-1112-1

SDG No.:

Instrument ID: I6 Method: 6010C

Start Date: 07/14/2011 09:37 End Date: 07/15/2011 05:50

Lab Sample ID	D/F	Type	Time	Analytes: Ag	As	Ba	Be	Cd	Co	Cr	Cu	Mo	Ni	Pb	Sb	Se	Tl	V	Zn
ZZZZZZ			18:35																
ZZZZZZ			18:41																
ZZZZZZ			18:47																
ZZZZZZ			18:53																
ZZZZZZ			18:59																
CCV 240-8513/90			19:06																
CCB 240-8513/91			19:12																
ZZZZZZ			19:18																
ZZZZZZ			19:24																
ZZZZZZ			19:30																
ZZZZZZ			19:36																
ZZZZZZ			19:43																
ZZZZZZ			19:49																
ZZZZZZ			19:55																
ZZZZZZ			20:01																
ZZZZZZ			20:07																
ZZZZZZ			20:13																
CCV 240-8513/102			20:19																
CCB 240-8513/103			20:26																
ZZZZZZ			20:32																
ZZZZZZ			20:38																
ZZZZZZ			20:44																
ZZZZZZ			20:50																
ZZZZZZ			20:56																
ZZZZZZ			21:03																
ZZZZZZ			21:09																
ZZZZZZ			21:15																
ZZZZZZ			21:21																
ZZZZZZ			21:27																
CCV 240-8513/114			21:33																
CCB 240-8513/115			21:39																
ZZZZZZ			21:46																
ZZZZZZ			21:52																
CCV 240-8513/118	1		21:58	X	X	X	X	X	X	X	X	X	X	X	X	X	X	X	X
CCB 240-8513/119	1		22:04	X	X	X	X	X	X	X	X	X	X	X	X	X	X	X	X
CRI 240-8513/120	1		22:10	X	X	X	X	X	X	X	X	X	X	X	X	X	X	X	X
MB 240-7899/1-A	1	T	22:17																X
LCS 240-7899/2-A	1	T	22:23																X
ZZZZZZ			22:29																
240-1112-17	1	T	22:35																X
240-1112-1	1	T	22:41																X
240-1112-2	1	T	22:47																X

13-IN
ANALYSIS RUN LOG
METALS

Lab Name: TestAmerica North Canton Job No.: 240-1112-1

SDG No.:

Instrument ID: I6 Method: 6010C

Start Date: 07/14/2011 09:37 End Date: 07/15/2011 05:50

Lab Sample ID	D/F	Type	Time	Analytes: Ag	As	Ba	Be	Cd	Co	Cr	Cu	Mo	Ni	Pb	Sb	Se	Tl	V	Zn
240-1112-3	1	T	22:53																X
240-1112-16	1	T	23:00																X
240-1112-11	1	T	23:06																X
CCV 240-8513/130	1		23:12	X	X	X	X	X	X	X	X	X	X	X	X	X	X	X	X
CCB 240-8513/131	1		23:18	X	X	X	X	X	X	X	X	X	X	X	X	X	X	X	X
240-1112-15	1	T	23:24																X
ZZZZZZ			23:30																
240-1112-5	1	T	23:37																X
240-1112-13	1	T	23:43																X
240-1112-9	1	T	23:49																X
MB 240-8200/1-A	1	T	23:55	X	X	X	X	X	X	X	X	X	X	X	X	X	X	X	X
LCS 240-8200/2-A	1	T	00:01	X	X	X	X	X	X	X	X	X	X	X	X	X	X	X	X
240-1112-18 SB34-08	1	T	00:07	X	X	X	X	X	X	X	X	X	X	X	X	X	X	X	X
240-1112-18 SD	5	T	00:14	X	X	X	X	X	X	X	X	X	X	X	X	X	X	X	X
240-1112-18 PDS	1	T	00:20												X				
CCV 240-8513/142	1		00:26	X	X	X	X	X	X	X	X	X	X	X	X	X	X	X	X
CCB 240-8513/143	1		00:32	X	X	X	X	X	X	X	X	X	X	X	X	X	X	X	X
240-1112-18 MS	1	T	00:38	X	X	X	X	X	X	X	X	X	X	X	X	X	X	X	X
240-1112-18 MSD	1	T	00:44	X	X	X	X	X	X	X	X	X	X	X	X	X	X	X	X
240-1112-19 SB-35-02	1	T	00:51	X	X	X	X	X	X	X	X	X	X	X	X	X	X	X	X
240-1112-20 SB-35-10	1	T	00:57	X	X	X	X	X	X	X	X	X	X	X	X	X	X	X	X
CRI 240-8513/148	1		01:03	X	X	X	X	X	X	X	X	X	X	X	X	X	X	X	X
CCV 240-8513/149	1		01:09	X	X	X	X	X	X	X	X	X	X	X	X	X	X	X	X
CCB 240-8513/150	1		01:15	X	X	X	X	X	X	X	X	X	X	X	X	X	X	X	X
CCV 240-8513/151	1		04:54	X	X	X	X	X	X	X	X	X	X	X	X	X	X	X	X
CCB 240-8513/152	1		05:00	X	X	X	X	X	X	X	X	X	X	X	X	X	X	X	X
240-1112-7	5	T	05:09																X
CRI 240-8513/154	1		05:16	X	X	X	X	X	X	X	X	X	X	X	X	X	X	X	X
CCV 240-8513/155	1		05:22	X	X	X	X	X	X	X	X	X	X	X	X	X	X	X	X
CCB 240-8513/156	1		05:28	X	X	X	X	X	X	X	X	X	X	X	X	X	X	X	X
ZZZZZZ			05:37																
CCV 240-8513/158			05:44																
CCB 240-8513/159			05:50																

Prep Types

T = Total/NA

13-IN
ANALYSIS RUN LOG
METALS

Lab Name: TestAmerica North Canton Job No.: 240-1112-1

SDG No.:

Instrument ID: H1 Method: 7471B

Start Date: 07/05/2011 13:56 End Date: 07/05/2011 19:02

				Analytes
Lab Sample ID	D/F	Type	Time	Hg
IC 240-7112/1-A			13:56	X
IC 240-7112/2-A			13:57	X
IC 240-7112/3-A			13:58	X
IC 240-7112/4-A			14:00	X
IC 240-7112/5-A			14:01	X
IC 240-7112/6-A			14:02	X
ICV 240-7112/7-A	1		14:03	X
ICB 240-7112/8-A	1		14:05	X
CRA 240-7112/9-A	1		14:06	X
CCV 240-7112/10-A	1		14:07	X
CCB 240-7112/11-A	1		14:09	X
MB 240-6861/1-A	1	T	14:10	X
LCS 240-6861/2-A	1	T	14:11	X
ZZZZZZ			14:12	
240-888-F-1-E MS	1	T	14:14	X
240-888-F-1-F MSD	1	T	14:15	X
ZZZZZZ			14:16	
ZZZZZZ			14:17	
ZZZZZZ			14:19	
ZZZZZZ			14:20	
ZZZZZZ			14:21	
CCV 240-7112/10-A	1		14:23	X
CCB 240-7112/11-A	1		14:24	X
ZZZZZZ			14:25	
ZZZZZZ			14:26	
ZZZZZZ			14:28	
ZZZZZZ			14:29	
ZZZZZZ			14:30	
ZZZZZZ			14:31	
ZZZZZZ			14:33	
ZZZZZZ			14:34	
ZZZZZZ			14:35	
ZZZZZZ			14:36	
CCV 240-7112/10-A	1		14:38	X
CCB 240-7112/11-A	1		14:39	X
ZZZZZZ			14:40	
240-1112-1	1	T	14:41	X
240-1112-2	1	T	14:43	X
240-1112-3	1	T	14:44	X
ZZZZZZ			14:45	
ZZZZZZ			14:47	
ZZZZZZ			14:48	

13-IN
ANALYSIS RUN LOG
METALS

Lab Name: TestAmerica North Canton Job No.: 240-1112-1

SDG No.:

Instrument ID: H1 Method: 7471B

Start Date: 07/05/2011 13:56 End Date: 07/05/2011 19:02

Lab Sample ID	D/F	Type	Time	Analytes: Hg
ZZZZZZ			14:49	
ZZZZZZ			14:50	
CCV 240-7112/10-A	1		14:52	X
CCB 240-7112/11-A	1		14:53	X
CCV 240-7112/10-A			17:24	
CCB 240-7112/11-A			17:25	
ZZZZZZ			17:27	
ZZZZZZ			17:28	
ZZZZZZ			17:29	
ZZZZZZ			17:30	
ZZZZZZ			17:32	
ZZZZZZ			17:33	
ZZZZZZ			17:34	
ZZZZZZ			17:35	
ZZZZZZ			17:37	
ZZZZZZ			17:38	
CCV 240-7112/10-A			17:39	
CCB 240-7112/11-A			17:40	
ZZZZZZ			17:42	
ZZZZZZ			17:43	
ZZZZZZ			17:44	
ZZZZZZ			17:45	
ZZZZZZ			17:47	
ZZZZZZ			17:48	
ZZZZZZ			17:49	
ZZZZZZ			17:51	
ZZZZZZ			17:52	
ZZZZZZ			17:53	
CCV 240-7112/10-A			17:54	
CCB 240-7112/11-A			17:56	
ZZZZZZ			17:57	
ZZZZZZ			17:58	
ZZZZZZ			18:00	
ZZZZZZ			18:01	
ZZZZZZ			18:02	
ZZZZZZ			18:03	
ZZZZZZ			18:05	
ZZZZZZ			18:06	
ZZZZZZ			18:07	
ZZZZZZ			18:08	
CCV 240-7112/10-A			18:10	
CCB 240-7112/11-A			18:11	

13-IN
ANALYSIS RUN LOG
METALS

Lab Name: TestAmerica North Canton Job No.: 240-1112-1

SDG No.:

Instrument ID: H1 Method: 7471B

Start Date: 07/05/2011 13:56 End Date: 07/05/2011 19:02

Lab Sample ID	D/F	Type	Time	Analytes: Hg
ZZZZZZ			18:12	
ZZZZZZ			18:14	
ZZZZZZ			18:15	
ZZZZZZ			18:16	
ZZZZZZ			18:17	
ZZZZZZ			18:19	
ZZZZZZ			18:20	
ZZZZZZ			18:21	
ZZZZZZ			18:22	
ZZZZZZ			18:24	
CCV 240-7112/10-A			18:25	
CCB 240-7112/11-A			18:26	
ZZZZZZ			18:28	
ZZZZZZ			18:29	
ZZZZZZ			18:30	
ZZZZZZ			18:31	
ZZZZZZ			18:33	
ZZZZZZ			18:34	
ZZZZZZ			18:35	
ZZZZZZ			18:37	
ZZZZZZ			18:38	
ZZZZZZ			18:39	
CCV 240-7112/10-A			18:40	
CCB 240-7112/11-A			18:42	
ZZZZZZ			18:43	
ZZZZZZ			18:44	
ZZZZZZ			18:45	
ZZZZZZ			18:47	
ZZZZZZ			18:48	
ZZZZZZ			18:49	
ZZZZZZ			18:51	
ZZZZZZ			18:52	
ZZZZZZ			18:53	
ZZZZZZ			18:55	
CCV 240-7112/10-A			18:56	
CCB 240-7112/11-A			18:57	
ZZZZZZ			18:58	
ZZZZZZ			19:00	
CCV 240-7112/10-A			19:01	
CCB 240-7112/11-A			19:02	

13-IN
ANALYSIS RUN LOG
METALS

Lab Name: TestAmerica North Canton Job No.: 240-1112-1

SDG No.:

Instrument ID: H1 Method: 7471B

Start Date: 07/05/2011 13:56 End Date: 07/05/2011 19:02

Prep Types
T = Total/NA

13-IN
ANALYSIS RUN LOG
METALS

Lab Name: TestAmerica North Canton Job No.: 240-1112-1

SDG No.:

Instrument ID: H1 Method: 7471B

Start Date: 07/08/2011 11:51 End Date: 07/08/2011 16:57

				Analytes
Lab Sample ID	D / F	Type	Time	Hg
ZZZZZZ			11:51	
IC 240-7849/1-A			11:53	X
IC 240-7849/2-A			11:54	X
IC 240-7849/3-A			11:55	X
IC 240-7849/4-A			11:57	X
IC 240-7849/5-A			11:58	X
IC 240-7849/6-A			11:59	X
ICV 240-7849/7-A	1		12:01	X
ICB 240-7849/8-A	1		12:02	X
CRA 240-7849/9-A	1		12:03	X
CCV 240-7849/10-A			12:04	
CCB 240-7849/11-A			12:06	
ZZZZZZ			12:07	
ZZZZZZ			12:08	
ZZZZZZ			12:10	
ZZZZZZ			12:11	
ZZZZZZ			12:12	
ZZZZZZ			12:14	
ZZZZZZ			12:15	
ZZZZZZ			12:16	
ZZZZZZ			12:17	
ZZZZZZ			12:19	
CCV 240-7849/10-A			12:20	
CCB 240-7849/11-A			12:22	
ZZZZZZ			12:23	
ZZZZZZ			12:24	
ZZZZZZ			12:26	
ZZZZZZ			12:27	
ZZZZZZ			12:29	
ZZZZZZ			12:30	
ZZZZZZ			12:32	
ZZZZZZ			12:33	
ZZZZZZ			12:34	
ZZZZZZ			12:36	
CCV 240-7849/10-A			12:38	
CCB 240-7849/11-A			12:39	
ZZZZZZ			12:40	
ZZZZZZ			12:42	
ZZZZZZ			12:43	
ZZZZZZ			12:44	
ZZZZZZ			12:46	
ZZZZZZ			12:47	

13-IN
ANALYSIS RUN LOG
METALS

Lab Name: TestAmerica North Canton Job No.: 240-1112-1

SDG No.:

Instrument ID: H1 Method: 7471B

Start Date: 07/08/2011 11:51 End Date: 07/08/2011 16:57

Lab Sample ID	D/F	Type	Time	Analytes: Hg
ZZZZZZ			12:48	
ZZZZZZ			12:50	
ZZZZZZ			12:51	
ZZZZZZ			12:52	
CCV 240-7849/10-A	1		12:53	X
CCB 240-7849/11-A	1		12:55	X
ZZZZZZ			12:56	
ZZZZZZ			12:57	
MB 240-7276/1-A	1	T	12:59	X
LCS 240-7276/2-A	1	T	13:00	X
240-1112-4	1	T	13:01	X
240-1112-4 MS	1	T	13:03	X
240-1112-4 MSD	1	T	13:04	X
240-1112-7	1	T	13:05	X
240-1112-9	1	T	13:07	X
240-1112-5	1	T	13:08	X
CCV 240-7849/10-A	1		13:09	X
CCB 240-7849/11-A	1		13:11	X
240-1112-13	1	T	13:12	X
240-1112-11	1	T	13:13	X
240-1112-15	1	T	13:15	X
240-1112-10	1	T	13:16	X
240-1112-14	1	T	13:17	X
240-1112-16	1	T	13:18	X
240-1112-6	1	T	13:20	X
240-1112-12	1	T	13:21	X
240-1112-8	1	T	13:22	X
240-1112-19	1	T	13:24	X
CCV 240-7849/10-A	1		13:25	X
CCB 240-7849/11-A	1		13:26	X
240-1112-18	1	T	13:27	X
240-1112-17	1	T	13:29	X
240-1112-20	1	T	13:30	X
ZZZZZZ			13:31	
ZZZZZZ			13:33	
ZZZZZZ			13:34	
ZZZZZZ			13:35	
ZZZZZZ			13:37	
ZZZZZZ			13:38	
ZZZZZZ			13:39	
CCV 240-7849/10-A	1		13:40	X
CCB 240-7849/11-A	1		13:42	X

13-IN
ANALYSIS RUN LOG
METALS

Lab Name: TestAmerica North Canton Job No.: 240-1112-1

SDG No.:

Instrument ID: H1 Method: 7471B

Start Date: 07/08/2011 11:51 End Date: 07/08/2011 16:57

			Analytes
Lab Sample ID	D/F	Type	Time	Hg
ZZZZZZ			13:43	
ZZZZZZ			13:44	
ZZZZZZ			13:46	
ZZZZZZ			13:47	
ZZZZZZ			13:48	
ZZZZZZ			13:49	
ZZZZZZ			13:51	
ZZZZZZ			13:52	
ZZZZZZ			13:53	
ZZZZZZ			13:55	
CCV 240-7849/10-A			13:56	
CCB 240-7849/11-A			13:57	
ZZZZZZ			13:58	
ZZZZZZ			14:00	
ZZZZZZ			14:01	
ZZZZZZ			14:02	
ZZZZZZ			14:04	
ZZZZZZ			14:05	
ZZZZZZ			14:06	
ZZZZZZ			14:08	
ZZZZZZ			14:09	
ZZZZZZ			14:10	
CCV 240-7849/10-A			14:12	
CCB 240-7849/11-A			14:13	
ZZZZZZ			14:14	
ZZZZZZ			14:16	
ZZZZZZ			14:17	
ZZZZZZ			14:18	
ZZZZZZ			14:20	
ZZZZZZ			14:21	
ZZZZZZ			14:22	
ZZZZZZ			14:23	
CCV 240-7849/10-A			14:25	
CCB 240-7849/11-A			14:26	
CCV 240-7849/10-A			14:46	
CCB 240-7849/11-A			14:48	
ZZZZZZ			14:49	
ZZZZZZ			14:50	
ZZZZZZ			14:51	
ZZZZZZ			14:53	
ZZZZZZ			14:54	
ZZZZZZ			14:55	

13-IN
ANALYSIS RUN LOG
METALS

Lab Name: TestAmerica North Canton Job No.: 240-1112-1

SDG No.:

Instrument ID: H1 Method: 7471B

Start Date: 07/08/2011 11:51 End Date: 07/08/2011 16:57

Lab Sample ID	D/F	Type	Time	Analytes: Hg
ZZZZZZ			14:56	
ZZZZZZ			14:58	
ZZZZZZ			14:59	
ZZZZZZ			15:00	
CCV 240-7849/10-A			15:01	
CCB 240-7849/11-A			15:03	
ZZZZZZ			15:04	
ZZZZZZ			15:05	
ZZZZZZ			15:07	
ZZZZZZ			15:09	
ZZZZZZ			15:10	
ZZZZZZ			15:12	
ZZZZZZ			15:13	
ZZZZZZ			15:15	
ZZZZZZ			15:16	
ZZZZZZ			15:18	
CCV 240-7849/10-A			15:19	
CCB 240-7849/11-A			15:20	
ZZZZZZ			15:21	
ZZZZZZ			15:23	
ZZZZZZ			15:24	
ZZZZZZ			15:26	
ZZZZZZ			15:28	
ZZZZZZ			15:42	
ZZZZZZ			15:43	
ZZZZZZ			15:45	
ZZZZZZ			15:46	
ZZZZZZ			15:48	
CCV 240-7849/10-A			15:49	
CCB 240-7849/11-A			15:50	
ZZZZZZ			15:51	
ZZZZZZ			15:53	
ZZZZZZ			15:54	
ZZZZZZ			15:55	
ZZZZZZ			15:57	
ZZZZZZ			15:58	
ZZZZZZ			15:59	
ZZZZZZ			16:00	
ZZZZZZ			16:02	
ZZZZZZ			16:03	
CCV 240-7849/10-A			16:04	
CCB 240-7849/11-A			16:06	

13-IN
ANALYSIS RUN LOG
METALS

Lab Name: TestAmerica North Canton Job No.: 240-1112-1

SDG No.:

Instrument ID: H1 Method: 7471B

Start Date: 07/08/2011 11:51 End Date: 07/08/2011 16:57

Lab Sample ID	D/F	Type	Time	Analytes: Hg
ZZZZZZ			16:07	
ZZZZZZ			16:08	
ZZZZZZ			16:09	
ZZZZZZ			16:11	
ZZZZZZ			16:12	
ZZZZZZ			16:13	
ZZZZZZ			16:15	
ZZZZZZ			16:16	
ZZZZZZ			16:17	
ZZZZZZ			16:19	
CCV 240-7849/10-A			16:20	
CCB 240-7849/11-A			16:21	
ZZZZZZ			16:23	
ZZZZZZ			16:24	
ZZZZZZ			16:25	
ZZZZZZ			16:27	
ZZZZZZ			16:28	
ZZZZZZ			16:29	
ZZZZZZ			16:30	
ZZZZZZ			16:32	
ZZZZZZ			16:33	
ZZZZZZ			16:34	
CCV 240-7849/10-A			16:36	
CCB 240-7849/11-A			16:37	
ZZZZZZ			16:39	
ZZZZZZ			16:40	
ZZZZZZ			16:41	
ZZZZZZ			16:42	
ZZZZZZ			16:44	
ZZZZZZ			16:45	
ZZZZZZ			16:46	
ZZZZZZ			16:48	
ZZZZZZ			16:49	
ZZZZZZ			16:50	
CCV 240-7849/10-A			16:52	
CCB 240-7849/11-A			16:53	
ZZZZZZ			16:54	
CCV 240-7849/10-A			16:55	
CCB 240-7849/11-A			16:57	

Prep Types
T = Total/NA

Sample DR-SB-31-02

Method: TOTAL Sample Name: 240-1112-g-11-d Operator:
Run Time: 07/08/11 17:49 Filename: I60708A
Mode: CONC Type: S Corr. Factor: 1.00000
Lab ID.: N.CANTON Cust. Smpl. ID.: Cust. ID.:

Elems	Ag	Al	As	B	Ba	Be
Units	PPB	PPB	PPB	PPB	PPB	PPB
Avge	12.12	35370.	27.09	-.9988	548.4	1.506
SDev	.5369	75.83	.0111	.8911	.546	.0238
%RSD	4.43	.2144	.0408	89.22	.0996	1.581

Elems	Ca	Cd	Co	Cr	Cu	Fe
Units	PPB	PPB	PPB	PPB	PPB	PPB
Avge	14970.	.9656	23.49	148.0	219.0	75920.
SDev	56.53	.0963	.2914	.287	.3969	268.4
%RSD	.3776	9.974	1.241	.194	.1813	.3535

Elems	K	Mg	Mn	Mo	Na3302	Ni
Units	PPB	PPB	PPB	PPB	PPB	PPB
Avge	2396.	5761.	408.8	1.663	-269.1	50.40
SDev	4.077	28.98	1.587	1.1	64.32	1.237
%RSD	.1701	.503	.3881	66.15	23.9	2.455

Elems	Pb	Se	Sb	Sn	Tl	V
Units	PPB	PPB	PPB	PPB	PPB	PPB
Avge	539.4	5.364	5.278	68.73	-1.389	162.7
SDev	2.119	2.547	2.112	1.538	.6847	.2865
%RSD	.3929	47.48	40.02	2.238	49.31	.1761

Elems	Zn	2203/1	2203/2	2068/2	2068/1	1960/1
Units	PPB	PPB	PPB	PPB	PPB	PPB
Avge	858.3	507.2	555.5	5.235	5.300	-4.701
SDev	2.965	1.905	2.226	1.227	2.554	.2736
%RSD	.3455	.3757	.4007	23.43	48.2	5.82

Elems	1960/2	*Y
Units	PPB	
Avge	10.39	10699
SDev	3.682	55.8614
%RSD	35.44	.52211

Pb reported result 58 mg/kg

$$\left(\frac{539.4\,ug}{L}\right)\left(\frac{0.1L}{1.03g}\right)\left(\frac{1\,mg}{1000\,ug}\right)\left(\frac{1000g}{1kg}\right)\left(\frac{1}{.916}\right) =$$

57.7 mg/kg

Hg Sample DR-SB-31-02
rep result 1.0 mg/kg

$$\left(7.367\ \frac{\mu g}{L}\right)\left(\frac{0.1\ L}{0.79\ g}\right)\left(\frac{1\ mg}{1000\ \mu g}\right)\left(\frac{1000\ g}{1\ kg}\right)\left(\frac{1}{.916}\right) = 1.02\ \frac{mg}{kg}$$

Line	Conc.	Units	SD/RSD	1	2	3	4	5

*** Sample ID: 00086710 Seq: 55 13:05:50 08 Jul 2011 HG
240-1112-G-7-E
Hg 1.898 ppb .0000 % 1.898

*** Sample ID: 00086711 Seq: 56 13:07:05 08 Jul 2011 HG
240-1112-G-9-E
Hg 2.419 ppb .0000 % 2.419

*** Sample ID: 00086712 Seq: 57 13:08:32 08 Jul 2011 HG
240-1112-G-5-E
Hg 3.137 ppb .0000 % 3.137

*** Check Standard: 2 Ck2CCV Seq: 58 13:09:47 08 Jul 2011 HG

Line	Flag	%Rcv.	Found	True	Units	SD/RSD
Hg		99.05	4.952	5.000	ppb	.0000 %

*** Check Standard: 1 Ck1CCB Seq: 59 13:11:06 08 Jul 2011 HG

Line	Flag	Found	Range(+/-)	Units	SD/RSD
Hg		-.0389	.2000	ppb	.0000 %

*** Sample ID: 00086713 Seq: 60 13:12:22 08 Jul 2011 HG
240-1112-G-13-E
Hg 2.166 ppb .0000 % 2.166

*** Sample ID: 00086714 Seq: 61 13:13:47 08 Jul 2011 HG
240-1112-G-11-E
Hg 7.367 ppb .0000 % 7.367

*** Sample ID: 00086715 Seq: 62 13:15:03 08 Jul 2011 HG
240-1112-G-15-E
Hg .2696 ppb .0000 % .2696

*** Sample ID: 00086716 Seq: 63 13:16:21 08 Jul 2011 HG
240-1112-G-10-E
Hg -.0205 ppb .0000 % -.0205

*** Sample ID: 00086717 Seq: 64 13:17:37 08 Jul 2011 HG
240-1112-G-14-E
Hg .2385 ppb .0000 % .2385

*** Sample ID: 00086718 Seq: 65 13:18:55 08 Jul 2011 HG
240-1112-G-16-E
Hg .0382 ppb .0000 % .0382

*** Sample ID: 00086719 Seq: 66 13:20:12 08 Jul 2011 HG
240-1112-G-6-E
Hg -.0633 ppb .0000 % -.0633

APPENDIX E—CHEMICAL DATA TABLES

TABLE I-3
ANALYTICAL RESULTS FOR GROUNDWATER SAMPLES, JUNE 2011
COMPASS ROSE AND RUNWAY AREA,
MARTIN STATE AIRPORT, MIDDLE RIVER, MARYLAND

SAMPLE ID:	MSA-MW30I-062911	MSA-MW-35S-062811	MSA-MW36S-070511	MSA-MW-37S-062811	MSA-MW38S-062911	MSA-MW-39S-062811
LABORATORY ID:	240-1591-2	240-1564-2	240-1702-1	240-1564-3	240-1591-1	240-1564-1
SAMPLE DATE:	6/29/2011	6/28/2011	7/5/2011	6/28/2011	6/29/2011	6/28/2011
LOCATION:	MSA-MW30I	MSA-MW-35S	MSA-MW36S	MSA-MW-37S	MSA-MW38S	MSA-MW-39S
VOLATILES (ug/L)						
1,1,1,2-Tetrachloroethane	20 U	1 U	1 U	1 U	1 U	1 U
1,1,1-Trichloroethane	20 U	1 U	1 U	1 U	1 U	1 U
1,1,2,2-Tetrachloroethane	20 U	1 U	1 U	1 U	1 U	1 U
1,1,2-Trichloro-1,2,2-trichfluoroethane	20 U	1 U	1 U	1 U	1 U	1 U
1,1-Dichloroethane	20 U	1.1	1 U	1 U	1 U	1 U
1,1-Dichloroethene	20 U	1 U	1 U	1 U	1 U	1 U
1,1-Dichloropropene	20 U	1 U	1 U	1 U	1 U	1 U
1,2,3-Trichlorobenzene	20 U	1 U	1 U	1 U	1 U	1 U
1,2,3-Trichloropropane	20 U	1 U	1 U	1 U	1 U	1 U
1,2,3-Trimethylbenzene	100 U	5 U	5 U	5 U	5 U	5 U
1,2,4-Trichlorobenzene	20 U	1 U	1 U	1 U	1 U	1 U
1,2,4-Trimethylbenzene	20 U	1 U	1 U	1 U	1 U	1 U
1,2-Dibromo-3-Chloropropane	40 U	2 U	2 U	2 U	2 U	2 U
1,2-Dibromoethane	20 U	1 U	1 U *	1 U	1 U	1 U
1,2-Dichlorobenzene	20 U	1 U	1 U	1 U	1 U	1 U
1,2-Dichloroethane	20 U	0.22 J	1 U	1 U	1 U	1.5
1,2-Dichloropropane	20 U	1 U	1 U	1 U	1 U	1 U
1,3-Dichlorobenzene	20 U	1 U	1 U	1 U	1 U	1 U
1,3-Dichloropropane	20 U	1 U	1 U	1 U	1 U	1 U
1,4-Dichlorobenzene	20 U	1 U	1 U	1 U	1 U	1 U
2,2-Dichloropropane	20 U	1 U	1 U	1 U	1 U	1 U

TABLE I-3
ANALYTICAL RESULTS FOR GROUNDWATER SAMPLES, JUNE 2011
COMPASS ROSE AND RUNWAY AREA,
MARTIN STATE AIRPORT, MIDDLE RIVER, MARYLAND

SAMPLE ID:	MSA-MW30I-062911	MSA-MW-35S-062811	MSA-MW36S-070511	MSA-MW-37S-062811	MSA-MW38S-062911	MSA-MW-39S-062811
LABORATORY ID:	240-1591-2	240-1564-2	240-1702-1	240-1564-3	240-1591-1	240-1564-1
SAMPLE DATE:	6/29/2011	6/28/2011	7/5/2011	6/28/2011	6/29/2011	6/28/2011
LOCATION:	MSA-MW30I	MSA-MW-35S	MSA-MW36S	MSA-MW-37S	MSA-MW38S	MSA-MW-39S
2-Butanone	200 U	10 U	0.72 J	10 U	10 U	10 U
2-Chloroethyl vinyl ether	200 U	10 U	10 U	10 U	10 U	10 U
2-Chlorotoluene	20 U	1 U	1 U	1 U	1 U	1 U
2-Hexanone	200 U	10 U	10 U	10 U	10 U	10 U
4-Chlorotoluene	20 U	1 U	1 U	1 U	1 U	1 U
4-Methyl-2-pentanone	200 U	10 U	10 U *	10 U	10 U	10 U
Acetone	36 J	7.2 J	3.4 J	1.3 J	1.3 J	4.4 J
Benzene	20 U	0.31 J	1 U	1 U	1 U	2.2
Bromobenzene	20 U	1 U	1 U	1 U	1 U	1 U
Bromochloromethane	20 U	1 U	1 U	1 U	1 U	1 U
Bromodichloromethane	20 U	1 U	1 U	1 U	1 U	1 U
Bromoform	20 U	1 U	1 U	1 U	1 U	1 U
Bromomethane	20 U	1 U	1 U	1 U	1 U	1 U
Carbon disulfide	20 U	0.29 J	1 U	1 U	1 U	1 U
Carbon tetrachloride	20 U	1 U	1 U	1 U	1 U	1 U
Chlorobenzene	20 U	1 U	1 U	1 U	1 U	3.9
Chloroethane	20 U	1 U	1 U	1 U	1 U	1 U
Chloroform	20 U	1 U	1 U	1 U	1 U	1 U
Chloromethane	20 U	0.39 J	1 U	1 U	1 U	1 U
cis-1,2-Dichloroethene	20 U	7.7	1 U	1 U	1 U	15
cis-1,3-Dichloropropene	20 U	1 U	1 U	1 U	1 U	1 U
Dibromochloromethane	20 U	1 U	1 U	1 U	1 U	1 U

TABLE I-3
ANALYTICAL RESULTS FOR GROUNDWATER SAMPLES, JUNE 2011
COMPASS ROSE AND RUNWAY AREA,
MARTIN STATE AIRPORT, MIDDLE RIVER, MARYLAND

SAMPLE ID:	MSA-MW30I-062911	MSA-MW-35S-062811	MSA-MW36S-070511	MSA-MW-37S-062811	MSA-MW38S-062911	MSA-MW-39S-062811
LABORATORY ID:	240-1591-2	240-1564-2	240-1702-1	240-1564-3	240-1591-1	240-1564-1
SAMPLE DATE:	6/29/2011	6/28/2011	7/5/2011	6/28/2011	6/29/2011	6/28/2011
LOCATION:	MSA-MW30I	MSA-MW-35S	MSA-MW36S	MSA-MW-37S	MSA-MW38S	MSA-MW-39S
Dibromomethane	20 U	1 U	1 U	1 U	1 U	1 U
Dichlorodifluoromethane	20 U	1 U	1 U	1 U	1 U	1 U
Diisopropyl ether	200 U *	10 U *	10 U	10 U *	10 U *	10 U *
Ethylbenzene	20 U	1 U	1 U	1 U	1 U	0.34 J
Ethyl-t-butyl ether (ETBE)	100 U	5 U	5 U	5 U	5 U	5 U
Hexachlorobutadiene	20 U	1 U	1 U	1 U	1 U	1 U
Isopropylbenzene	20 U	1 U	1 U	1 U	1 U	1 U
Methyl tert-butyl ether	100 U	0.25 J	5 U	5 U	5 U	5 U
Methylene Chloride	20 U	1 U	1 U	1 U	1 U	1 U
m-Xylene & p-Xylene	40 U	0.54 J	2 U	2 U	2 U	0.88 J
Naphthalene	20 U	1 U	1 U	1 U	1 U	2
n-Butylbenzene	20 U	1 U	1 U	1 U	1 U	1 U
n-Propylbenzene	20 U	1 U	1 U	1 U	1 U	1 U
o-Xylene	20 U	0.69 J	1 U	1 U	1 U	0.91 J
p-Isopropyltoluene	20 U	1 U	1 U	1 U	1 U	1 U
sec-Butylbenzene	20 U	1 U	1 U	1 U	1 U	1 U
Styrene	20 U	1 U	1 U	1 U	1 U	1 U
Tentatively Identified Compound	20	5.3 T J	2.6 T J N	1	1	3.3 T J N
Tert-amyl-methyl ether (TAME)	100 U	5 U	5 U	5 U	5 U	5 U
tert-Butyl alcohol	1000 U	50 U	50 U	50 U	50 U	50 U
tert-Butylbenzene	20 U	1 U	1 U	1 U	1 U	1 U
Tetrachloroethene	20 U	1 U	1 U	1 U	1 U	1 U

TABLE I-3
ANALYTICAL RESULTS FOR GROUNDWATER SAMPLES, JUNE 2011
COMPASS ROSE AND RUNWAY AREA,
MARTIN STATE AIRPORT, MIDDLE RIVER, MARYLAND

SAMPLE ID:	MSA-MW30I-062911	MSA-MW-35S-062811	MSA-MW36S-070511	MSA-MW-37S-062811	MSA-MW38S-062911	MSA-MW-39S-062811
LABORATORY ID:	240-1591-2	240-1564-2	240-1702-1	240-1564-3	240-1591-1	240-1564-1
SAMPLE DATE:	6/29/2011	6/28/2011	7/5/2011	6/28/2011	6/29/2011	6/28/2011
LOCATION:	MSA-MW30I	MSA-MW-35S	MSA-MW36S	MSA-MW-37S	MSA-MW38S	MSA-MW-39S
Toluene	20 U	0.89 J	1 U	1 U	1 U	0.55 J
trans-1,2-Dichloroethene	20 U	1 U	1 U	1 U	1 U	0.51 J
trans-1,3-Dichloropropene	20 U	1 U	1 U	1 U	1 U	1 U
Trichloroethene	490	3.4	1 U	1 U	1 U	12
Trichlorofluoromethane	20 U	1 U	1 U	1 U	1 U	1 U
Vinyl acetate	40 U	2 U	2 U	2 U	2 U	2 U
Vinyl chloride	20 U	1.5	1 U	1 U	1 U	12
Xylenes, Total	40 U	1.2 J	2 U	2 U	2 U	1.8 J
SEMIVOLATILES (ug/L)						
1,1'-Biphenyl	0.99 U	0.98 U	0.95 U	0.95 U	0.99 U	0.95 U
1,4-Dioxane	0.99 U	2.4	0.95 U	0.95 U	0.99 U	29
2,2'-oxybis[1-chloropropane]	0.99 U	0.98 U	0.95 U	0.95 U	0.99 U	0.95 U
2,4,5-Trichlorophenol	5 U	4.9 U	4.8 U	4.8 U	5 U	4.8 U
2,4,6-Trichlorophenol	5 U	4.9 U	4.8 U	4.8 U	5 U	4.8 U
2,4-Dichlorophenol	2 U	2 U	1.9 U	1.9 U	2 U	1.9 U
2,4-Dimethylphenol	2 U	2 U	1.9 U	1.9 U	2 U	1.9 U
2,4-Dinitrophenol	5 U	4.9 U	4.8 U	4.8 U	5 U	4.8 U
2,4-Dinitrotoluene	5 U	4.9 U	4.8 U	4.8 U	5 U	4.8 U
2,6-Dinitrotoluene	5 U	4.9 U	4.8 U	4.8 U	5 U	4.8 U
2-Chloronaphthalene	0.99 U	0.98 U	0.95 U	0.95 U	0.99 U	0.95 U
2-Chlorophenol	0.99 U	0.98 U	0.95 U	0.95 U	0.99 U	0.95 U
2-Methylnaphthalene	0.2 U	0.2 U	0.19 U	0.19 U	0.2 U	0.19 U

TABLE I-3
ANALYTICAL RESULTS FOR GROUNDWATER SAMPLES, JUNE 2011
COMPASS ROSE AND RUNWAY AREA,
MARTIN STATE AIRPORT, MIDDLE RIVER, MARYLAND

SAMPLE ID:	MSA-MW30I-062911	MSA-MW-35S-062811	MSA-MW36S-070511	MSA-MW-37S-062811	MSA-MW38S-062911	MSA-MW-39S-062811
LABORATORY ID:	240-1591-2	240-1564-2	240-1702-1	240-1564-3	240-1591-1	240-1564-1
SAMPLE DATE:	6/29/2011	6/28/2011	7/5/2011	6/28/2011	6/29/2011	6/28/2011
LOCATION:	MSA-MW30I	MSA-MW-35S	MSA-MW36S	MSA-MW-37S	MSA-MW38S	MSA-MW-39S
2-Methylphenol	0.99 U	0.98 U	0.95 U	0.95 U	0.99 U	0.95 U
2-Nitroaniline	2 U	2 U	1.9 U	1.9 U	2 U	1.9 U
2-Nitrophenol	2 U	2 U	1.9 U	1.9 U	2 U	1.9 U
3 & 4 Methylphenol	2 U	2 U	1.9 U	1.9 U	2 U	1.9 U
3,3'-Dichlorobenzidine	5 U	4.9 U	4.8 U	4.8 U	5 U	4.8 U
3-Nitroaniline	2 U	2 U	1.9 U	1.9 U	2 U	1.9 U
4,6-Dinitro-2-methylphenol	5 U	4.9 U	4.8 U	4.8 U	5 U	4.8 U
4-Bromophenyl phenyl ether	2 U	2 U	1.9 U	1.9 U	2 U	1.9 U
4-Chloro-3-methylphenol	2 U	2 U	1.9 U	1.9 U	2 U	1.9 U
4-Chloroaniline	2 U	2 U	1.9 U	1.9 U	2 U	1.9 U
4-Chlorophenyl phenyl ether	2 U	2 U	1.9 U	1.9 U	2 U	1.9 U
4-Nitroaniline	2 U	2 U	1.9 U	1.9 U	2 U	1.9 U
4-Nitrophenol	5 U	4.9 U	4.8 U	4.8 U	5 U	4.8 U
Acenaphthene	0.2 U	0.2 U	0.19 U	0.19 U	0.2 U	0.19 U
Acenaphthylene	0.2 U	0.2 U	0.19 U	0.19 U	0.2 U	0.19 U
Acetophenone	0.99 U	0.98 U	0.95 U	0.95 U	0.99 U	0.95 U
Anthracene	0.2 U	0.2 U	0.19 U	0.19 U	0.2 U	0.19 U
Atrazine	0.99 U	0.98 U	0.95 U	0.95 U	0.99 U	0.95 U
Benzaldehyde	0.99 U	0.98 U	0.95 U	0.95 U	0.99 U	0.95 U
Benzo[a]anthracene	0.2 U	0.2 U	0.19 U	0.19 U	0.2 U	0.19 U
Benzo[a]pyrene	0.2 U	0.2 U	0.19 U	0.19 U	0.2 U	0.19 U
Benzo[b]fluoranthene	0.2 U	0.2 U	0.19 U	0.19 U	0.2 U	0.19 U

TABLE I-3
ANALYTICAL RESULTS FOR GROUNDWATER SAMPLES, JUNE 2011
COMPASS ROSE AND RUNWAY AREA,
MARTIN STATE AIRPORT, MIDDLE RIVER, MARYLAND

SAMPLE ID:	MSA-MW30I-062911	MSA-MW-35S-062811	MSA-MW36S-070511	MSA-MW-37S-062811	MSA-MW38S-062911	MSA-MW-39S-062811
LABORATORY ID:	240-1591-2	240-1564-2	240-1702-1	240-1564-3	240-1591-1	240-1564-1
SAMPLE DATE:	6/29/2011	6/28/2011	7/5/2011	6/28/2011	6/29/2011	6/28/2011
LOCATION:	MSA-MW30I	MSA-MW-35S	MSA-MW36S	MSA-MW-37S	MSA-MW38S	MSA-MW-39S
Benzo[g,h,i]perylene	0.2 U	0.2 U	0.19 U	0.19 U	0.2 U	0.19 U
Benzo[k]fluoranthene	0.2 U	0.2 U	0.19 U	0.19 U	0.2 U	0.19 U
Bis(2-chloroethoxy)methane	0.99 U	0.98 U	0.95 U	0.95 U	0.99 U	0.95 U
Bis(2-chloroethyl)ether	0.99 U	0.98 U	0.95 U	0.95 U	0.99 U	0.95 U
Bis(2-ethylhexyl) phthalate	2 U	2 U	1.9 U	0.92 J	2 U	1.3 J
Butyl benzyl phthalate	0.99 U	0.98 U	0.95 U	0.95 U	0.99 U	0.95 U
Caprolactam	5 U	4.9 U	4.8 U	4.8 U	5 U	4.8 U
Carbazole	0.99 U	0.98 U	0.95 U	0.95 U	0.99 U	0.95 U
Chrysene	0.2 U	0.2 U	0.19 U	0.19 U	0.2 U	0.19 U
Dibenzo(a,h)anthracene	0.2 U	0.2 U	0.19 U	0.19 U	0.2 U	0.19 U
Dibenzofuran	0.99 U	0.98 U	0.95 U	0.95 U	0.99 U	0.95 U
Diethyl phthalate	0.99 U	0.98 U	0.95 U	0.95 U	0.99 U	0.95 U
Dimethyl phthalate	0.99 U	0.98 U	0.95 U	0.95 U	0.99 U	0.95 U
Di-n-butyl phthalate	0.99 U	0.98 U	0.95 U	0.95 U	0.99 U	0.95 U
Di-n-octyl phthalate	0.99 U	0.98 U	0.95 U	0.95 U	0.99 U	0.95 U
Fluoranthene	0.2 U	0.2 U	0.19 U	0.19 U	0.2 U	0.19 U
Fluorene	0.2 U	0.2 U	0.19 U	0.19 U	0.2 U	0.19 U
Hexachlorobenzene	0.2 U	0.2 U	0.19 U	0.19 U	0.2 U	0.19 U
Hexachlorobutadiene	0.99 U	0.98 U	0.95 U	0.95 U	0.99 U	0.95 U
Hexachlorocyclopentadiene	9.9 U	9.8 U	9.5 U	9.5 U	9.9 U	9.5 U
Hexachloroethane	0.99 U	0.98 U	0.95 U	0.95 U	0.99 U	0.95 U
Indeno[1,2,3-cd]pyrene	0.2 U	0.2 U	0.19 U	0.19 U	0.2 U	0.19 U

TABLE I-3
ANALYTICAL RESULTS FOR GROUNDWATER SAMPLES, JUNE 2011
COMPASS ROSE AND RUNWAY AREA,
MARTIN STATE AIRPORT, MIDDLE RIVER, MARYLAND

SAMPLE ID:	MSA-MW30I-062911	MSA-MW-35S-062811	MSA-MW36S-070511	MSA-MW-37S-062811	MSA-MW38S-062911	MSA-MW-39S-062811
LABORATORY ID:	240-1591-2	240-1564-2	240-1702-1	240-1564-3	240-1591-1	240-1564-1
SAMPLE DATE:	6/29/2011	6/28/2011	7/5/2011	6/28/2011	6/29/2011	6/28/2011
LOCATION:	MSA-MW30I	MSA-MW-35S	MSA-MW36S	MSA-MW-37S	MSA-MW38S	MSA-MW-39S
Isophorone	0.99 U	0.98 U	0.95 U	0.95 U	0.99 U	0.95 U
Naphthalene	0.2 U	0.2 U	0.19 U	0.19 U	0.2 U	0.19 U
Nitrobenzene	0.99 U	0.98 U	0.95 U	0.95 U	0.99 U	0.95 U
N-Nitrosodimethylamine	0.99 U	0.98 U	0.95 U	0.95 U	0.99 U	0.95 U
N-Nitrosodi-n-propylamine	0.99 U	0.98 U	0.95 U	0.95 U	0.99 U	0.95 U
N-Nitrosodiphenylamine	0.99 U	0.98 U	0.95 U	0.95 U	0.99 U	0.95 U
Pentachlorophenol	5 U	4.9 U	4.8 U	4.8 U	5 U	4.8 U
Phenanthrene	0.2 U	0.2 U	0.19 U	0.19 U	0.2 U	0.19 U
Phenol	0.99 U	0.98 U	0.95 U	0.95 U	0.99 U	0.95 U
Pyrene	0.2 U	0.2 U	0.19 U	0.19 U	0.2 U	0.19 U
INORGANICS (ug/L)						
Antimony	2 U	0.23 J	0.16 J B	0.077 J	2 U	2 U
Arsenic	0.47 J	1.3 J B	2.3 J	0.37 J B	11 B	1 J B
Barium	54 B	87 B	33	30 B	63 B	64 B
Beryllium	0.23 J	3.9	0.52 J	1 U	1 U	1 U
Cadmium	0.2 J	0.62 J	0.13 J	0.056 J	1 U	0.26 J
Chromium	2.2	1.8 J	0.87 J	2 U	0.21 J	0.53 J
Cobalt	54	400	120	11	15	14
Copper	3.7	18	5.1	0.89 J	1 J	0.59 J
Lead	0.62 J B	0.69 J B	0.59 J B	0.25 J B	0.21 J B	0.45 J B
Magnesium	3500 B		400 J		10000 B	
Mercury	0.2 U	0.2 U	0.2 U	0.2 U	0.2 U	0.2 U

TABLE I-3
ANALYTICAL RESULTS FOR GROUNDWATER SAMPLES, JUNE 2011
COMPASS ROSE AND RUNWAY AREA,
MARTIN STATE AIRPORT, MIDDLE RIVER, MARYLAND

SAMPLE ID:	MSA-MW30I-062911	MSA-MW-35S-062811	MSA-MW36S-070511	MSA-MW-37S-062811	MSA-MW38S-062911	MSA-MW-39S-062811
LABORATORY ID:	240-1591-2	240-1564-2	240-1702-1	240-1564-3	240-1591-1	240-1564-1
SAMPLE DATE:	6/29/2011	6/28/2011	7/5/2011	6/28/2011	6/29/2011	6/28/2011
LOCATION:	MSA-MW30I	MSA-MW-35S	MSA-MW36S	MSA-MW-37S	MSA-MW38S	MSA-MW-39S
Molybdenum	0.76 J	2 U	2 U	0.45 J	1.1 J	2 U
Nickel	61	220	160	2.1	11	13
Selenium	5 U	1.4 J	0.59 J	0.41 J	5 U	1.6 J
Silver	1 U	1 U	1 U	1 U	1 U	1 U
Thallium	0.21 J B	0.45 J B	0.26 J B	0.32 J B	0.27 J B	0.25 J B
Vanadium	4.1 J	0.99 J	1.9 J	0.54 J	1 J	1.1 J
Zinc	130 B	240 B	190	3 J B	17 J B	10 J B
PETROLEUM HYDROCARBONS (ug/L)						
Total Petroleum Hydrocarbons (C10-C32)	480 U	1000	260 J B	500	560 U	3000
Total Petroleum Hydrocarbons (C6-C10)	200 B	49 J B	55 J B	43 J B	36 J B	67 J B

TABLE I-1
ANALYTICAL RESULTS FOR SOIL BORING
AND TEST PIT SAMPLES,
JUNE 2011
COMPASS ROSE AND RUNWAY AREA,
MARTIN STATE AIRPORT, MIDDLE RIVER, MARYLAND

SAMPLE ID:	DR-SB-26-02	DR-SB-26-10	DR-SB-27-02	DR-SB-27-10	DR-SB-28-02	DR-SB-28-10	DR-SB-29-02
LABORATORY ID:	240-1112-1	240-1112-2	240-1112-3	240-1112-4	240-1112-5	240-1112-6	240-1112-7
SAMPLE DATE:							
LOCATION:	DR-SB-26-02	DR-SB-26-10	DR-SB-27-02	DR-SB-27-10	DR-SB-28-02	DR-SB-28-10	DR-SB-29-02
VOLATILE SOILS (ug/kg)							
1,1,1,2-Tetrachloroethane	4.6 U	4.4 U	4.3 U	820 U	5.6 U	4.8 U	4.6 U
1,1,1-Trichloroethane	4.6 U	4.4 U	4.3 U	820 U	5.6 U	4.8 U	4.6 U
1,1,2,2-Tetrachloroethane	4.6 U	4.4 U	4.3 U	820 U	5.6 U	4.8 U	4.6 U
1,1,2-Trichloro-1,2,2-trichfluoroethane	4.6 U	4.4 U	4.3 U	820 U	5.6 U	4.8 U	4.6 U
1,1-Dichloroethane	4.6 U	4.4 U	4.3 U	820 U	5.6 U	4.8 U	4.6 U
1,1-Dichloroethene	4.6 U	4.4 U	4.3 U	820 U	5.6 U	4.8 U	4.6 U
1,1-Dichloropropene	4.6 U	4.4 U	4.3 U	820 U	5.6 U	4.8 U	4.6 U
1,2,3-Trichlorobenzene	4.6 U	4.4 U	4.3 U	820 U	5.6 U	4.8 U	4.6 U
1,2,3-Trichloropropane	4.6 U	4.4 U	4.3 U	820 U	5.6 U	4.8 U	4.6 U
1,2,3-Trimethylbenzene	4.6 U	4.4 U	4.3 U	820 U	5.6 U	4.8 U	4.6 U
1,2,4-Trichlorobenzene	4.6 U	4.4 U	4.3 U	820 U	5.6 U	4.8 U	4.6 U
1,2,4-Trimethylbenzene	4.6 U	4.4 U	4.3 U	820 U	5.6 U	4.8 U	4.6 U
1,2-Dibromo-3-Chloropropane	9.2 U	8.8 U	8.7 U	1600 U *	11 U	9.6 U	9.1 U
1,2-Dibromoethane	4.6 U	4.4 U	4.3 U	820 U	5.6 U	4.8 U	4.6 U
1,2-Dichlorobenzene	4.6 U	4.4 U	4.3 U	820 U	5.6 U	4.8 U	4.6 U
1,2-Dichloroethane	4.6 U	4.4 U	4.3 U	820 U	5.6 U	4.8 U	4.6 U
1,2-Dichloropropane	4.6 U	4.4 U	4.3 U	820 U	5.6 U	4.8 U	4.6 U
1,3-Dichlorobenzene	4.6 U	4.4 U	4.3 U	820 U	5.6 U	4.8 U	4.6 U
1,3-Dichloropropane	4.6 U	4.4 U	4.3 U	820 U	5.6 U	4.8 U	4.6 U
1,4-Dichlorobenzene	4.6 U	4.4 U	4.3 U	820 U	5.6 U	4.8 U	4.6 U
2,2-Dichloropropane	4.6 U	4.4 U	4.3 U	820 U	5.6 U	4.8 U	4.6 U
2-Butanone	18 U	18 U	17 U	3300 U	22 U	19 U	18 U
2-Chloroethyl vinyl ether	46 U	44 U	43 U	3300 U	56 U	48 U	46 U
2-Chlorotoluene	4.6 U	4.4 U	4.3 U	820 U	5.6 U	4.8 U	4.6 U
2-Hexanone	18 U	18 U	17 U	3300 U	22 U	19 U	18 U
4-Chlorotoluene	4.6 U	4.4 U	4.3 U	820 U	5.6 U	4.8 U	4.6 U

TABLE I-1
ANALYTICAL RESULTS FOR SOIL BORING
AND TEST PIT SAMPLES,
JUNE 2011
COMPASS ROSE AND RUNWAY AREA,
MARTIN STATE AIRPORT, MIDDLE RIVER, MARYLAND

SAMPLE ID:	DR-SB-26-02	DR-SB-26-10	DR-SB-27-02	DR-SB-27-10	DR-SB-28-02	DR-SB-28-10	DR-SB-29-02
LABORATORY ID:	240-1112-1	240-1112-2	240-1112-3	240-1112-4	240-1112-5	240-1112-6	240-1112-7
SAMPLE DATE:							
LOCATION:	DR-SB-26-02	DR-SB-26-10	DR-SB-27-02	DR-SB-27-10	DR-SB-28-02	DR-SB-28-10	DR-SB-29-02
4-Methyl-2-pentanone	18 U	18 U	17 U	3300 U	22 U	19 U	18 U
Acetone	18 U	19	73	3300 U	31	71	18 U
Benzene	4.6 U	4.4 U	4.3 U	820 U	5.6 U	4.8 U	4.6 U
Bromobenzene	4.6 U	4.4 U	4.3 U	820 U	5.6 U	4.8 U	4.6 U
Bromochloromethane	4.6 U	4.4 U	4.3 U	820 U	5.6 U	4.8 U	4.6 U
Bromodichloromethane	4.6 U	4.4 U	4.3 U	820 U	5.6 U	4.8 U	4.6 U
Bromoform	4.6 U	4.4 U	4.3 U	820 U	5.6 U	4.8 U	4.6 U
Bromomethane	4.6 U	4.4 U	4.3 U	820 U	5.6 U	4.8 U	4.6 U
Carbon disulfide	4.6 U	4.4 U	4.3 U	820 U	5.6 U	4.8 U	4.6 U
Carbon tetrachloride	4.6 U	4.4 U	4.3 U	820 U	5.6 U	4.8 U	4.6 U
Chlorobenzene	4.6 U	4.4 U	4.3 U	820 U	5.6 U	4.8 U	4.6 U
Chloroethane	4.6 U	4.4 U	4.3 U	820 U *	5.6 U	4.8 U	4.6 U
Chloroform	4.6 U	4.4 U	4.3 U	820 U	5.6 U	4.8 U	4.6 U
Chloromethane	4.6 U	4.4 U	4.3 U	820 U	5.6 U	4.8 U	4.6 U
cis-1,2-Dichloroethene	4.6 U	4.4 U	4.3 U	1000	5.6 U	4.8 U	4.6 U
cis-1,3-Dichloropropene	4.6 U	4.4 U	4.3 U	820 U	5.6 U	4.8 U	4.6 U
Dibromochloromethane	4.6 U	4.4 U	4.3 U	820 U	5.6 U	4.8 U	4.6 U
Dibromomethane	4.6 U	4.4 U	4.3 U	820 U	5.6 U	4.8 U	4.6 U
Dichlorodifluoromethane	4.6 U	4.4 U	4.3 U	820 U	5.6 U	4.8 U	4.6 U
Diisopropyl ether	9.2 U	8.8 U	8.7 U	1600 U	11 U	9.6 U	9.1 U
Ethylbenzene	4.6 U	4.4 U	4.3 U	820 U	5.6 U	4.8 U	4.6 U
Ethyl-t-butyl ether (ETBE)	4.6 U	4.4 U	4.3 U	820 U	5.6 U	4.8 U	4.6 U
Hexachlorobutadiene	4.6 U	4.4 U	4.3 U	820 U	5.6 U	4.8 U	4.6 U
Isopropylbenzene	4.6 U	4.4 U	4.3 U	820 U	5.6 U	4.8 U	4.6 U
Methyl tert-butyl ether	18 U	18 U	17 U	3300 U	22 U	19 U	18 U
Methylene Chloride	4.6 U	4.4 U	4.3 U	700 J B	5.6 U	4.8 U	4.6 U
m-Xylene & p-Xylene	9.2 U	8.8 U	8.7 U	76 J	11 U	9.6 U	9.1 U

TABLE I-1
ANALYTICAL RESULTS FOR SOIL BORING
AND TEST PIT SAMPLES,
JUNE 2011
COMPASS ROSE AND RUNWAY AREA,
MARTIN STATE AIRPORT, MIDDLE RIVER, MARYLAND

SAMPLE ID:	DR-SB-26-02	DR-SB-26-10	DR-SB-27-02	DR-SB-27-10	DR-SB-28-02	DR-SB-28-10	DR-SB-29-02
LABORATORY ID:	240-1112-1	240-1112-2	240-1112-3	240-1112-4	240-1112-5	240-1112-6	240-1112-7
SAMPLE DATE:							
LOCATION:	DR-SB-26-02	DR-SB-26-10	DR-SB-27-02	DR-SB-27-10	DR-SB-28-02	DR-SB-28-10	DR-SB-29-02
Naphthalene	4.6 U	4.4 U	4.3 U	820 U	5.6 U	4.8 U	4.6 U
n-Butylbenzene	4.6 U	4.4 U	4.3 U	820 U	5.6 U	4.8 U	4.6 U
n-Propylbenzene	4.6 U	4.4 U	4.3 U	820 U	5.6 U	4.8 U	4.6 U
o-Xylene	4.6 U	4.4 U	4.3 U	820 U	5.6 U	4.8 U	4.6 U
p-Isopropyltoluene	4.6 U	4.4 U	4.3 U	820 U	5.6 U	4.8 U	4.6 U
sec-Butylbenzene	4.6 U	4.4 U	4.3 U	820 U	5.6 U	4.8 U	4.6 U
Styrene	4.6 U	4.4 U	4.3 U	820 U	5.6 U	4.8 U	4.6 U
Tentatively Identified Compound	0.92	0.88	0.87	100 J	1.1	0.96	0.91
Tert-amyl-methyl ether (TAME)	4.6 U	4.4 U	4.3 U	820 U	5.6 U	4.8 U	4.6 U
tert-Butyl alcohol	180 U	180 U	170 U	33000 U	220 U	190 U	180 U
tert-Butylbenzene	4.6 U	4.4 U	4.3 U	820 U	5.6 U	4.8 U	4.6 U
Tetrachloroethene	4.6 U	4.4 U	4.3 U	64 J	5.6 U	4.8 U	4.6 U
Toluene	0.46 J	0.4 J	0.37 J	820 U	0.45 J	0.49 J	4.6 U
trans-1,2-Dichloroethene	4.6 U	4.4 U	4.3 U	410 J	5.6 U	4.8 U	4.6 U
trans-1,3-Dichloropropene	4.6 U	4.4 U	4.3 U	820 U	5.6 U	4.8 U	4.6 U
Trichloroethene	4.6 U	4.4 U	4.3 U	11000	5.6 U	4.8 U	12
Trichlorofluoromethane	4.6 U	4.4 U	4.3 U	820 U	5.6 U	4.8 U	4.6 U
Vinyl acetate	9.2 U	8.8 U	8.7 U	1600 U	11 U	9.6 U	9.1 U
Vinyl chloride	4.6 U	4.4 U	3.6 J	820 U	5.6 U	4.8 U	4.6 U
Xylenes, Total	9.2 U	8.8 U	8.7 U	76 J	11 U	9.6 U	9.1 U
SEMIVOLATILE SOIL (ug/kg)							
1,1,1,2-Tetrachloroethane							
1,1'-Biphenyl	58 U	58 U	310 U	58 U	61 U	58 U	300 U
1,4-Dioxane	120 U	120 U	620 U	120 U	120 U	120 U	600 U
2,2'-oxybis[1-chloropropane]	120 U	120 U	620 U	120 U	120 U	120 U	600 U
2,4,5-Trichlorophenol	170 U	170 U	930 U	170 U	180 U	170 U	910 U
2,4,6-Trichlorophenol	170 U	170 U	930 U	170 U	180 U	170 U	910 U

TABLE I-1
ANALYTICAL RESULTS FOR SOIL BORING
AND TEST PIT SAMPLES,
JUNE 2011
COMPASS ROSE AND RUNWAY AREA,
MARTIN STATE AIRPORT, MIDDLE RIVER, MARYLAND

SAMPLE ID:	DR-SB-26-02	DR-SB-26-10	DR-SB-27-02	DR-SB-27-10	DR-SB-28-02	DR-SB-28-10	DR-SB-29-02
LABORATORY ID:	240-1112-1	240-1112-2	240-1112-3	240-1112-4	240-1112-5	240-1112-6	240-1112-7
SAMPLE DATE:							
LOCATION:	DR-SB-26-02	DR-SB-26-10	DR-SB-27-02	DR-SB-27-10	DR-SB-28-02	DR-SB-28-10	DR-SB-29-02
2,4-Dichlorophenol	170 U	170 U	930 U	170 U	180 U	170 U	910 U
2,4-Dimethylphenol	170 U	170 U	930 U	170 U	180 U	170 U	910 U
2,4-Dinitrophenol	380 U	380 U	2000 U	380 U	400 U	380 U	2000 U
2,4-Dinitrotoluene	230 U	230 U	1200 U	230 U	240 U	230 U	1200 U
2,6-Dinitrotoluene	230 U	230 U	1200 U	230 U	240 U	230 U	1200 U
2-Chloronaphthalene	58 U	58 U	310 U	58 U	61 U	58 U	300 U
2-Chlorophenol	58 U	58 U	310 U	58 U	61 U	58 U	300 U
2-Methylnaphthalene	7.7 U	7.7 U	41 U	7.7 U	12	7.7 U	40 U
2-Methylphenol	230 U	230 U	1200 U	230 U	240 U	230 U	1200 U
2-Nitroaniline	230 U	230 U	1200 U	230 U	240 U	230 U	1200 U
2-Nitrophenol	58 U	58 U	310 U	58 U	61 U	58 U	300 U
3 & 4 Methylphenol	460 U	460 U	2500 U	460 U	490 U	460 U	2400 U
3,3'-Dichlorobenzidine	120 U	120 U	620 U	120 U	120 U	120 U	600 U
3-Nitroaniline	230 U	230 U	1200 U	230 U	240 U	230 U	1200 U
4,6-Dinitro-2-methylphenol	170 U	170 U	930 U	170 U	180 U	170 U	910 U
4-Bromophenyl phenyl ether	58 U	58 U	310 U	58 U	61 U	58 U	300 U
4-Chloro-3-methylphenol	170 U	170 U	930 U	170 U	180 U	170 U	910 U
4-Chloroaniline	170 U	170 U	930 U	170 U	180 U	170 U	910 U
4-Chlorophenyl phenyl ether	58 U	58 U	310 U	58 U	61 U	58 U	300 U
4-Nitroaniline	230 U	230 U	1200 U	230 U	240 U	230 U	1200 U
4-Nitrophenol	380 U	380 U	2000 U	380 U	400 U	380 U	2000 U
Acenaphthene	7.7 U	7.7 U	41 U	7.7 U	8.1 U	7.7 U	40 U
Acenaphthylene	7.7 U	7.7 U	41 U	7.7 U	18	7.7 U	52
Acetophenone	120 U	120 U	620 U	120 U	120 U	120 U	600 U
Anthracene	7.7 U	7.7 U	41 U	7.7 U	34	7.7 U	49
Atrazine	230 U	230 U	1200 U	230 U	240 U	230 U	1200 U
Benzaldehyde	120 U	120 U	620 U	120 U	120 U	120 U	600 U

TABLE I-1
ANALYTICAL RESULTS FOR SOIL BORING
AND TEST PIT SAMPLES,
JUNE 2011
COMPASS ROSE AND RUNWAY AREA,
MARTIN STATE AIRPORT, MIDDLE RIVER, MARYLAND

SAMPLE ID:	DR-SB-26-02	DR-SB-26-10	DR-SB-27-02	DR-SB-27-10	DR-SB-28-02	DR-SB-28-10	DR-SB-29-02
LABORATORY ID:	240-1112-1	240-1112-2	240-1112-3	240-1112-4	240-1112-5	240-1112-6	240-1112-7
SAMPLE DATE:							
LOCATION:	DR-SB-26-02	DR-SB-26-10	DR-SB-27-02	DR-SB-27-10	DR-SB-28-02	DR-SB-28-10	DR-SB-29-02
Benzo[a]anthracene	14	7.7 U	77	7.7 U	140	7.7 U	200
Benzo[a]pyrene	16	7.7 U	90	7.7 U	160	7.7 U	220
Benzo[b]fluoranthene	19	7.7 U	95	7.7 U	180	7.7 U	270
Benzo[g,h,i]perylene	13	7.7 U	93	7.7 U	100	7.7 U	190
Benzo[k]fluoranthene	10	7.7 U	57	7.7 U	90	7.7 U	180
Bis(2-chloroethoxy)methane	120 U	120 U	620 U	120 U	120 U	120 U	600 U
Bis(2-chloroethyl)ether	120 U	120 U	620 U	120 U	120 U	120 U	600 U
Bis(2-ethylhexyl) phthalate	58 U	58 U	310 U	58 U	25 J	58 U	300 U
Butyl benzyl phthalate	58 U	58 U	310 U	58 U	61 U	58 U	300 U
Caprolactam	380 U	380 U	2000 U	380 U	400 U	380 U	2000 U
Carbazole	58 U	58 U	310 U	58 U	61 U	58 U	300 U
Chrysene	17	7.7 U	100	7.7 U	150	7.7 U	210
Dibenzo(a,h)anthracene	7.7 U	7.7 U	41 U	7.7 U	25	7.7 U	40 U
Dibenzofuran	58 U	58 U	310 U	58 U	61 U	58 U	300 U
Diethyl phthalate	58 U	58 U	310 U	58 U	61 U	58 U	300 U
Dimethyl phthalate	58 U	58 U	310 U	58 U	61 U	58 U	300 U
Di-n-butyl phthalate	58 U	58 U	310 U	58 U	61 U	58 U	300 U
Di-n-octyl phthalate	58 U	58 U	310 U	58 U	61 U	58 U	300 U
Fluoranthene	27	7.7 U	96	7.7 U	220	7.7 U	320
Fluorene	7.7 U	7.7 U	41 U	7.7 U	8.6	7.7 U	40 U
Hexachlorobenzene	7.7 U	7.7 U	41 U	7.7 U	8.1 U	7.7 U	40 U
Hexachlorobutadiene	58 U	58 U	310 U	58 U	61 U	58 U	300 U
Hexachlorocyclopentadiene	380 U	380 U	2000 U	380 U	400 U	380 U	2000 U
Hexachloroethane	58 U	58 U	310 U	58 U	61 U	58 U	300 U
Indeno[1,2,3-cd]pyrene	8.9	7.7 U	55	7.7 U	77	7.7 U	170
Isophorone	58 U	58 U	310 U	58 U	61 U	58 U	300 U
Naphthalene	7.7 U	7.7 U	41 U	7.7 U	12	7.7 U	40 U

TABLE I-1
ANALYTICAL RESULTS FOR SOIL BORING
AND TEST PIT SAMPLES,
JUNE 2011
COMPASS ROSE AND RUNWAY AREA,
MARTIN STATE AIRPORT, MIDDLE RIVER, MARYLAND

SAMPLE ID:	DR-SB-26-02	DR-SB-26-10	DR-SB-27-02	DR-SB-27-10	DR-SB-28-02	DR-SB-28-10	DR-SB-29-02
LABORATORY ID:	240-1112-1	240-1112-2	240-1112-3	240-1112-4	240-1112-5	240-1112-6	240-1112-7
SAMPLE DATE:							
LOCATION:	DR-SB-26-02	DR-SB-26-10	DR-SB-27-02	DR-SB-27-10	DR-SB-28-02	DR-SB-28-10	DR-SB-29-02
Nitrobenzene	120 U	120 U	620 U	120 U	120 U	120 U	600 U
N-Nitrosodimethylamine	120 U	120 U	620 U	120 U	120 U	120 U	600 U
N-Nitrosodi-n-propylamine	58 U	58 U	310 U	58 U	61 U	58 U	300 U
N-Nitrosodiphenylamine	58 U	58 U	310 U	58 U	61 U	58 U	300 U
Pentachlorophenol	170 U	170 U	930 U	170 U	180 U	170 U	910 U
Phenanthrene	7.7 U	7.7 U	78	7.7 U	110	7.7 U	150
Phenol	58 U	58 U	310 U	58 U	61 U	58 U	300 U
Pyrene	26	7.7 U	150	7.7 U	270	7.7 U	290
INORGANICS (mg/kg)							
Antimony	2.1 U	2 U	0.45 J	2.1 U	0.56 J	2.2 U	0.94 J
Arsenic	2.2	1.9	5.1	1.9	3.9	1.3 J	3.9
Barium	14 J B	10 J B	19 J B	10 J B	49 B	5.1 J B	82 B
Beryllium	0.054 J	0.28 J	0.42 J	0.54 U	0.27 J	0.54 U	0.17 J
Cadmium	0.52 U	0.49 U L	0.57 U	0.54 U	0.6 U	0.54 U	9.3
Chromium	9.3	30	17	2	20	10	300
Cobalt	5	7.1	4	0.51 J	4.2	0.58 J	7.8
Copper	4.4	73	18	2.7	20	2.7 U	100
Hg	0.1 U	0.11 U	0.18	0.11 U	0.56	0.11 U	0.37
Lead	4 B	3.4 B	15 B	3.7 B	32 B	7.2 B	290 B
Molybdenum	4.2 U	3.9 U	4.6 U	4.3 U	4.8 U	4.3 U	0.32 J
Nickel	6.5	4.4	6	0.4 J	6.9	0.84 J	10
Selenium	0.68 J	2 U	2.3 U	2.1 U	0.57 J	2.2 U	0.67 J
Silver	1 U	0.98 U	1.1 U	1.1 U	0.56 J	1.1 U	0.3 J
Thallium	2.1 U	2 U	2.3 U	2.1 U	2.4 U	2.2 U	2 U
Vanadium	17	23	34	4.3	29	18	21
Zinc	17	7.7	53	2.4 J *	58	1.4 J *	2200
PESTICIDES/PCBs (ug/kg)							

TABLE I-1
ANALYTICAL RESULTS FOR SOIL BORING
AND TEST PIT SAMPLES,
JUNE 2011
COMPASS ROSE AND RUNWAY AREA,
MARTIN STATE AIRPORT, MIDDLE RIVER, MARYLAND

SAMPLE ID:	DR-SB-26-02	DR-SB-26-10	DR-SB-27-02	DR-SB-27-10	DR-SB-28-02	DR-SB-28-10	DR-SB-29-02
LABORATORY ID:	240-1112-1	240-1112-2	240-1112-3	240-1112-4	240-1112-5	240-1112-6	240-1112-7
SAMPLE DATE:							
LOCATION:	DR-SB-26-02	DR-SB-26-10	DR-SB-27-02	DR-SB-27-10	DR-SB-28-02	DR-SB-28-10	DR-SB-29-02
Aroclor-1016	38 U	38 U	41 U	38 U	40 U	38 U	40 U
Aroclor-1221	38 U	38 U	41 U	38 U	40 U	38 U	40 U
Aroclor-1232	38 U	38 U	41 U	38 U	40 U	38 U	40 U
Aroclor-1242	38 U	38 U	41 U	38 U	40 U	38 U	40 U
Aroclor-1248	38 U	38 U	41 U	38 U	40 U	38 U	40 U
Aroclor-1254	38 U	38 U	41 U	38 U	40 U	38 U	40 U
Aroclor-1260	22 J	38 U	46	38 U	40 U	38 U	110
PETROLEUM HYDROCARBONS (mg/kg)							
Total Petroleum Hydrocarbons (C10-C32)	19 U	19 U	1200	14 J	70	19 U	520
PETROLEUM HYDROCARBONS (ug/kg)							
Gasoline Range Organics (GRO)-C6-C10	58 U	58 U	62 U	58 U	61 U	58 U	7900
MISCELLANEOUS (%)							
Percent Solids	86	86	81	86	82	86	82

TABLE I-1
ANALYTICAL RESULTS FOR SOIL BORING
AND TEST PIT SAMPLES,
JUNE 2011
COMPASS ROSE AND RUNWAY AREA,
MARTIN STATE AIRPORT, MIDDLE RIVER, MARYLAND

SAMPLE ID:	DR-SB-29-10	DR-SB-30-02	DR-SB-30-08	DR-SB-31-02	DR-SB-31-14	DR-SB-32-02	DR-SB-32-12
LABORATORY ID:	240-1112-8	240-1112-9	240-1112-10	240-1112-11	240-1112-12	240-1112-13	240-1112-14
SAMPLE DATE:							
LOCATION:	DR-SB-29-10	DR-SB-30-02	DR-SB-30-08	DR-SB-31-02	DR-SB-31-14	DR-SB-32-02	DR-SB-32-12
VOLATILE SOILS (ug/kg)							
1,1,1,2-Tetrachloroethane	4.3 U	5.5 U	5.7 U	4.3 U	220 U	5.3 U	4.3 U
1,1,1-Trichloroethane	4.3 U	5.5 U	5.7 U	4.3 U	220 U	5.3 U	4.3 U
1,1,2,2-Tetrachloroethane	4.3 U	5.5 U	5.7 U	4.3 U	220 U	5.3 U	4.3 U
1,1,2-Trichloro-1,2,2-trichfluoroethane	4.3 U	5.5 U	5.7 U	4.3 U	220 U	5.3 U	4.3 U
1,1-Dichloroethane	4.3 U	5.5 U	5.7 U	4.3 U	220 U	5.3 U	4.3 U
1,1-Dichloroethene	4.3 U	5.5 U	5.7 U	4.3 U	220 U	5.3 U	4.3 U
1,1-Dichloropropene	4.3 U	5.5 U	5.7 U	4.3 U	220 U	5.3 U	4.3 U
1,2,3-Trichlorobenzene	4.3 U	5.5 U	5.7 U	4.3 U	220 U	5.3 U	4.3 U
1,2,3-Trichloropropane	4.3 U	5.5 U	5.7 U	4.3 U	220 U	5.3 U	4.3 U
1,2,3-Trimethylbenzene	4.3 U	5.5 U	5.7 U	4.3 U	220 U	5.3 U	4.3 U
1,2,4-Trichlorobenzene	4.3 U	5.5 U	5.7 U	4.3 U	220 U	5.3 U	4.3 U
1,2,4-Trimethylbenzene	4.3 U	5.5 U	5.7 U	4.3 U	220 U	5.3 U	4.3 U
1,2-Dibromo-3-Chloropropane	8.6 U	11 U	11 U	8.6 U	440 U *	11 U	8.6 U
1,2-Dibromoethane	4.3 U	5.5 U	5.7 U	4.3 U	220 U	5.3 U	4.3 U
1,2-Dichlorobenzene	4.3 U	5.5 U	5.7 U	4.3 U	220 U	5.3 U	4.3 U
1,2-Dichloroethane	4.3 U	5.5 U	5.7 U	4.3 U	220 U	5.3 U	4.3 U
1,2-Dichloropropane	4.3 U	5.5 U	5.7 U	4.3 U	220 U	5.3 U	4.3 U
1,3-Dichlorobenzene	4.3 U	5.5 U	5.7 U	4.3 U	220 U	5.3 U	4.3 U
1,3-Dichloropropane	4.3 U	5.5 U	5.7 U	4.3 U	220 U	5.3 U	4.3 U
1,4-Dichlorobenzene	4.3 U	5.5 U	5.7 U	4.3 U	220 U	5.3 U	4.3 U
2,2-Dichloropropane	4.3 U	5.5 U	5.7 U	4.3 U	220 U	5.3 U	4.3 U
2-Butanone	3.1 J	22 U	23 U	17 U	890 U	21 U	17 U
2-Chloroethyl vinyl ether	43 U	55 U	57 U	43 U	890 U	53 U	43 U
2-Chlorotoluene	4.3 U	5.5 U	5.7 U	4.3 U	220 U	5.3 U	4.3 U
2-Hexanone	17 U	22 U	23 U	17 U	890 U	21 U	17 U
4-Chlorotoluene	4.3 U	5.5 U	5.7 U	4.3 U	220 U	5.3 U	4.3 U

TABLE I-1
ANALYTICAL RESULTS FOR SOIL BORING
AND TEST PIT SAMPLES,
JUNE 2011
COMPASS ROSE AND RUNWAY AREA,
MARTIN STATE AIRPORT, MIDDLE RIVER, MARYLAND

SAMPLE ID:	DR-SB-29-10	DR-SB-30-02	DR-SB-30-08	DR-SB-31-02	DR-SB-31-14	DR-SB-32-02	DR-SB-32-12
LABORATORY ID:	240-1112-8	240-1112-9	240-1112-10	240-1112-11	240-1112-12	240-1112-13	240-1112-14
SAMPLE DATE:							
LOCATION:	DR-SB-29-10	DR-SB-30-02	DR-SB-30-08	DR-SB-31-02	DR-SB-31-14	DR-SB-32-02	DR-SB-32-12
4-Methyl-2-pentanone	17 U	22 U	23 U	17 U	890 U	21 U	17 U
Acetone	78	53	57	17 U	890 U	21 U	14 J
Benzene	4.3 U	5.5 U	5.7 U	4.3 U	220 U	5.3 U	4.3 U
Bromobenzene	4.3 U	5.5 U	5.7 U	4.3 U	220 U	5.3 U	4.3 U
Bromochloromethane	4.3 U	5.5 U	5.7 U	4.3 U	220 U	5.3 U	4.3 U
Bromodichloromethane	4.3 U	5.5 U	5.7 U	4.3 U	220 U	5.3 U	4.3 U
Bromoform	4.3 U	5.5 U	5.7 U	4.3 U	220 U	5.3 U	4.3 U
Bromomethane	4.3 U	5.5 U	5.7 U	4.3 U	220 U	5.3 U	4.3 U
Carbon disulfide	4.3 U	5.5 U	5.7 U	4.3 U	220 U	5.3 U	4.3 U
Carbon tetrachloride	4.3 U	5.5 U	5.7 U	4.3 U	220 U	5.3 U	4.3 U
Chlorobenzene	4.3 U	5.5 U	5.7 U	4.3 U	220 U	5.3 U	4.3 U
Chloroethane	4.3 U	5.5 U *	5.7 U *	4.3 U *	220 U *	5.3 U *	4.3 U *
Chloroform	4.3 U	5.5 U	5.7 U	4.3 U	220 U	5.3 U	4.3 U
Chloromethane	4.3 U	5.5 U	5.7 U	4.3 U	220 U	5.3 U	4.3 U
cis-1,2-Dichloroethene	4.3 U	0.46 J	5.7 U	4.3 U	4400	5.3 U	4.3 U
cis-1,3-Dichloropropene	4.3 U	5.5 U	5.7 U	4.3 U	220 U	5.3 U	4.3 U
Dibromochloromethane	4.3 U	5.5 U	5.7 U	4.3 U	220 U	5.3 U	4.3 U
Dibromomethane	4.3 U	5.5 U	5.7 U	4.3 U	220 U	5.3 U	4.3 U
Dichlorodifluoromethane	4.3 U	5.5 U	5.7 U	4.3 U	220 U	5.3 U	4.3 U
Diisopropyl ether	8.6 U	11 U	11 U	8.6 U	440 U	11 U	8.6 U
Ethylbenzene	4.3 U	5.5 U	5.7 U	4.3 U	220 U	5.3 U	4.3 U
Ethyl-t-butyl ether (ETBE)	4.3 U	5.5 U	5.7 U	4.3 U	220 U	5.3 U	4.3 U
Hexachlorobutadiene	4.3 U	5.5 U	5.7 U	4.3 U	220 U	5.3 U	4.3 U
Isopropylbenzene	4.3 U	5.5 U	5.7 U	4.3 U	220 U	5.3 U	4.3 U
Methyl tert-butyl ether	17 U	22 U	23 U	17 U	890 U	21 U	17 U
Methylene Chloride	4.3 U	3.2 J B	3.7 J B	3.1 J B	200 J B	3.4 J B	2.8 J B
m-Xylene & p-Xylene	8.6 U	11 U	11 U	8.6 U	440 U	11 U	8.6 U

TABLE I-1
ANALYTICAL RESULTS FOR SOIL BORING
AND TEST PIT SAMPLES,
JUNE 2011
COMPASS ROSE AND RUNWAY AREA,
MARTIN STATE AIRPORT, MIDDLE RIVER, MARYLAND

SAMPLE ID:	DR-SB-29-10	DR-SB-30-02	DR-SB-30-08	DR-SB-31-02	DR-SB-31-14	DR-SB-32-02	DR-SB-32-12
LABORATORY ID:	240-1112-8	240-1112-9	240-1112-10	240-1112-11	240-1112-12	240-1112-13	240-1112-14
SAMPLE DATE:							
LOCATION:	DR-SB-29-10	DR-SB-30-02	DR-SB-30-08	DR-SB-31-02	DR-SB-31-14	DR-SB-32-02	DR-SB-32-12
Naphthalene	4.3 U	5.5 U	5.7 U	4.3 U	220 U	1.2 J B	4.3 U
n-Butylbenzene	4.3 U	5.5 U	5.7 U	4.3 U	220 U	5.3 U	4.3 U
n-Propylbenzene	4.3 U	5.5 U	5.7 U	4.3 U	220 U	5.3 U	4.3 U
o-Xylene	4.3 U	5.5 U	5.7 U	4.3 U	220 U	5.3 U	0.31 J
p-Isopropyltoluene	4.3 U	5.5 U	5.7 U	4.3 U	220 U	5.3 U	4.3 U
sec-Butylbenzene	4.3 U	5.5 U	5.7 U	4.3 U	220 U	5.3 U	4.3 U
Styrene	4.3 U	5.5 U	5.7 U	4.3 U	220 U	5.3 U	4.3 U
Tentatively Identified Compound	0.86	1.5 J	1.1	6.2 J	0	1.1	0.86
Tert-amyl-methyl ether (TAME)	4.3 U	5.5 U	5.7 U	4.3 U	220 U	5.3 U	4.3 U
tert-Butyl alcohol	170 U	220 U	230 U	170 U	8900 U	210 U	170 U
tert-Butylbenzene	4.3 U	5.5 U	5.7 U	4.3 U	220 U	5.3 U	4.3 U
Tetrachloroethene	4.3 U	5.5 U	5.7 U	4.3 U	220 U	5.3 U	4.3 U
Toluene	0.31 J	0.44 J	0.59 J	0.57 J	220 U	5.3 U	0.37 J
trans-1,2-Dichloroethene	4.3 U	5.5 U	5.7 U	4.3 U	34 J	5.3 U	4.3 U
trans-1,3-Dichloropropene	4.3 U	5.5 U	5.7 U	4.3 U	220 U	5.3 U	4.3 U
Trichloroethene	4.3 U	5.5 U	5.7 U	4.3 U	1100	5.3 U	4.3 U
Trichlorofluoromethane	4.3 U	5.5 U	5.7 U	4.3 U	220 U	5.3 U	4.3 U
Vinyl acetate	8.6 U	11 U	11 U	8.6 U	440 U	11 U	8.6 U
Vinyl chloride	4.3 U	5.5 U	5.7 U	4.3 U	580	5.3 U	4.3 U
Xylenes, Total	8.6 U	11 U	11 U	8.6 U	440 U	11 U	8.6 U
SEMIVOLATILE SOIL (ug/kg)							
1,1,1,2-Tetrachloroethane							
1,1'-Biphenyl	60 U	57 U	61 U	54 U	61 U	7100 U	58 U
1,4-Dioxane	120 U	110 U	120 U	110 U	120 U	14000 U	120 U
2,2'-oxybis[1-chloropropane]	120 U	110 U	120 U	110 U	120 U	14000 U	120 U
2,4,5-Trichlorophenol	180 U	170 U	180 U	160 U	180 U	21000 U	170 U
2,4,6-Trichlorophenol	180 U	170 U	180 U	160 U	180 U	21000 U	170 U

TABLE I-1
ANALYTICAL RESULTS FOR SOIL BORING
AND TEST PIT SAMPLES,
JUNE 2011
COMPASS ROSE AND RUNWAY AREA,
MARTIN STATE AIRPORT, MIDDLE RIVER, MARYLAND

SAMPLE ID:	DR-SB-29-10	DR-SB-30-02	DR-SB-30-08	DR-SB-31-02	DR-SB-31-14	DR-SB-32-02	DR-SB-32-12
LABORATORY ID:	240-1112-8	240-1112-9	240-1112-10	240-1112-11	240-1112-12	240-1112-13	240-1112-14
SAMPLE DATE:							
LOCATION:	DR-SB-29-10	DR-SB-30-02	DR-SB-30-08	DR-SB-31-02	DR-SB-31-14	DR-SB-32-02	DR-SB-32-12
2,4-Dichlorophenol	180 U	170 U	180 U	160 U	180 U	21000 U	170 U
2,4-Dimethylphenol	180 U	170 U	180 U	160 U	180 U	21000 U	170 U
2,4-Dinitrophenol	390 U	370 U	410 U	360 U	400 U	47000 U	380 U
2,4-Dinitrotoluene	240 U	230 U	250 U	220 U	240 U	28000 U	230 U
2,6-Dinitrotoluene	240 U	230 U	250 U	220 U	240 U	28000 U	230 U
2-Chloronaphthalene	60 U	57 U	61 U	54 U	61 U	7100 U	58 U
2-Chlorophenol	60 U	57 U	61 U	54 U	61 U	7100 U	58 U
2-Methylnaphthalene	8 U	7.6 U	8.2 U	7.3 U	8.1 U	950 U	7.7 U
2-Methylphenol	240 U	230 U	250 U	220 U	240 U	28000 U	230 U
2-Nitroaniline	240 U	230 U	250 U	220 U	240 U	28000 U	230 U
2-Nitrophenol	60 U	57 U	61 U	54 U	61 U	7100 U	58 U
3 & 4 Methylphenol	480 U	450 U	490 U	440 U	490 U	57000 U	460 U
3,3'-Dichlorobenzidine	120 U	110 U	120 U	110 U	120 U	14000 U	120 U
3-Nitroaniline	240 U	230 U	250 U	220 U	240 U	28000 U	230 U
4,6-Dinitro-2-methylphenol	180 U	170 U	180 U	160 U	180 U	21000 U	170 U
4-Bromophenyl phenyl ether	60 U	57 U	61 U	54 U	61 U	7100 U	58 U
4-Chloro-3-methylphenol	180 U	170 U	180 U	160 U	180 U	21000 U	170 U
4-Chloroaniline	180 U	170 U	180 U	160 U	180 U	21000 U	170 U
4-Chlorophenyl phenyl ether	60 U	57 U	61 U	54 U	61 U	7100 U	58 U
4-Nitroaniline	240 U	230 U	250 U	220 U	240 U	28000 U	230 U
4-Nitrophenol	390 U	370 U	410 U	360 U	400 U	47000 U	380 U
Acenaphthene	8 U	7.6 U	8.2 U	7.3 U	8.1 U	4100	7.7 U
Acenaphthylene	8 U	7.6 U	8.2 U	7.3 U	8.1 U	950 U	7.7 U
Acetophenone	120 U	110 U	120 U	110 U	120 U	14000 U	120 U
Anthracene	8 U	7.7	8.2 U	7.3 U	8.1 U	9100	7.7 U
Atrazine	240 U	230 U	250 U	220 U	240 U	28000 U	230 U
Benzaldehyde	120 U	110 U	120 U	110 U	120 U	14000 U	120 U

TABLE I-1
ANALYTICAL RESULTS FOR SOIL BORING
AND TEST PIT SAMPLES,
JUNE 2011
COMPASS ROSE AND RUNWAY AREA,
MARTIN STATE AIRPORT, MIDDLE RIVER, MARYLAND

SAMPLE ID:	DR-SB-29-10	DR-SB-30-02	DR-SB-30-08	DR-SB-31-02	DR-SB-31-14	DR-SB-32-02	DR-SB-32-12
LABORATORY ID:	240-1112-8	240-1112-9	240-1112-10	240-1112-11	240-1112-12	240-1112-13	240-1112-14
SAMPLE DATE:							
LOCATION:	DR-SB-29-10	DR-SB-30-02	DR-SB-30-08	DR-SB-31-02	DR-SB-31-14	DR-SB-32-02	DR-SB-32-12
Benzo[a]anthracene	8 U	33	8.2 U	7.3 U	8.1 U	45000	23
Benzo[a]pyrene	8 U	34	8.2 U	7.3 U	8.1 U	41000	21
Benzo[b]fluoranthene	8 U	42	8.2 U	7.3 U	8.1 U	52000	26
Benzo[g,h,i]perylene	8 U	26	8.2 U	7.3 U	8.1 U	28000	14
Benzo[k]fluoranthene	8 U	22	8.2 U	7.3 U	8.1 U	27000	14
Bis(2-chloroethoxy)methane	120 U	110 U	120 U	110 U	120 U	14000 U	120 U
Bis(2-chloroethyl)ether	120 U	110 U	120 U	110 U	120 U	14000 U	120 U
Bis(2-ethylhexyl) phthalate	60 U	24 J	61 U	54 U	61 U	7100 U	87
Butyl benzyl phthalate	60 U	57 U	61 U	54 U	61 U	7100 U	58 U
Caprolactam	390 U	370 U	410 U	360 U	400 U	47000 U	380 U
Carbazole	60 U	57 U	61 U	54 U	61 U	7100 U	58 U
Chrysene	8 U	36	8.2 U	7.3 U	8.1 U	45000	23
Dibenzo(a,h)anthracene	8 U	7.6 U	8.2 U	7.3 U	8.1 U	5800	7.7 U
Dibenzofuran	60 U	57 U	61 U	54 U	61 U	1300 J	58 U
Diethyl phthalate	60 U	57 U	61 U	54 U	61 U	7100 U	58 U
Dimethyl phthalate	60 U	57 U	61 U	54 U	61 U	7100 U	58 U
Di-n-butyl phthalate	60 U	57 U	61 U	54 U	61 U	7100 U	58 U
Di-n-octyl phthalate	60 U	57 U	61 U	54 U	61 U	7100 U	58 U
Fluoranthene	8 U	71	8.2 U	7.3 U	8.1 U	97000	48
Fluorene	8 U	7.6 U	8.2 U	7.3 U	8.1 U	2400	7.7 U
Hexachlorobenzene	8 U	7.6 U	8.2 U	7.3 U	8.1 U	950 U	7.7 U
Hexachlorobutadiene	60 U	57 U	61 U	54 U	61 U	7100 U	58 U
Hexachlorocyclopentadiene	390 U	370 U	410 U	360 U	400 U	47000 U	380 U
Hexachloroethane	60 U	57 U	61 U	54 U	61 U	7100 U	58 U
Indeno[1,2,3-cd]pyrene	8 U	19	8.2 U	7.3 U	8.1 U	23000	12
Isophorone	60 U	57 U	61 U	54 U	61 U	7100 U	58 U
Naphthalene	8 U	7.6 U	8.2 U	7.3 U	8.1 U	950 U	7.7 U

TABLE I-1
ANALYTICAL RESULTS FOR SOIL BORING
AND TEST PIT SAMPLES,
JUNE 2011
COMPASS ROSE AND RUNWAY AREA,
MARTIN STATE AIRPORT, MIDDLE RIVER, MARYLAND

SAMPLE ID:	DR-SB-29-10	DR-SB-30-02	DR-SB-30-08	DR-SB-31-02	DR-SB-31-14	DR-SB-32-02	DR-SB-32-12
LABORATORY ID:	240-1112-8	240-1112-9	240-1112-10	240-1112-11	240-1112-12	240-1112-13	240-1112-14
SAMPLE DATE:							
LOCATION:	DR-SB-29-10	DR-SB-30-02	DR-SB-30-08	DR-SB-31-02	DR-SB-31-14	DR-SB-32-02	DR-SB-32-12
Nitrobenzene	120 U	110 U	120 U	110 U	120 U	14000 U	120 U
N-Nitrosodimethylamine	120 U	110 U	120 U	110 U	120 U	14000 U	120 U
N-Nitrosodi-n-propylamine	60 U	57 U	61 U	54 U	61 U	7100 U	58 U
N-Nitrosodiphenylamine	60 U	57 U	61 U	54 U	61 U	7100 U	58 U
Pentachlorophenol	180 U	170 U	180 U	160 U	180 U	21000 U	170 U
Phenanthrene	8 U	31	8.2 U	7.3 U	8.1 U	36000	19
Phenol	60 U	57 U	61 U	54 U	61 U	7100 U	58 U
Pyrene	8 U	61	8.2 U	7.3 U	8.1 U	81000	40
INORGANICS (mg/kg)							
Antimony	0.98 J	2 U	2.3 U	0.56 J	2.1 U	9	2.1 U
Arsenic	1.7	3.6	1.4 J	2.9	3.4	3.5	0.84 J
Barium	7.4 J B	54 B	13 J B	59 B	9.9 J B	69 B	6.1 J B
Beryllium	0.53 U	0.17 J	0.061 J	0.16 J	0.083 J	0.045 J	0.53 U
Cadmium	0.53 U L	0.49 U	0.58 U	0.1 J	0.53 U	0.48 U	0.53 U
Chromium	35	15	10	16	5.7	13	7.4
Cobalt	0.99 J	4	2.5	2.5	0.17 J	1.2	1.1 U
Copper	2.2 J	19	6	23	5.9	8.8	2.6 U
Hg	0.077 U	0.4	0.095 U	1	0.12 U	0.28	0.039 J
Lead	3.5 B	15 B	3.6 B	58 B	3.8 B	23 B	1.7 B
Molybdenum	4.2 U	3.9 U	4.7 U	4.3 U	4.2 U	3.9 U	4.2 U
Nickel	0.91 J	6.4	3.2 J	5.4	0.34 J	2.6 J	4.2 U
Selenium	2.1 U	2 U	2.3 U	0.57 J	0.49 J	1.9 U	2.1 U
Silver	1.1 U	0.11 J	1.2 U	1.3	1.1 U	0.45 J	1.1 U
Thallium	2.1 U	2 U	2.3 U	2.1 U	2.1 U	1.9 U	2.1 U
Vanadium	66	30	22	17	7.6	16	8.5
Zinc	2.6 J *	42	4.5 J *	86	1.9 J *	45	1.5 J *
PESTICIDES/PCBs (ug/kg)							

TABLE I-1
ANALYTICAL RESULTS FOR SOIL BORING
AND TEST PIT SAMPLES,
JUNE 2011
COMPASS ROSE AND RUNWAY AREA,
MARTIN STATE AIRPORT, MIDDLE RIVER, MARYLAND

SAMPLE ID:	DR-SB-29-10	DR-SB-30-02	DR-SB-30-08	DR-SB-31-02	DR-SB-31-14	DR-SB-32-02	DR-SB-32-12
LABORATORY ID:	240-1112-8	240-1112-9	240-1112-10	240-1112-11	240-1112-12	240-1112-13	240-1112-14
SAMPLE DATE:							
LOCATION:	DR-SB-29-10	DR-SB-30-02	DR-SB-30-08	DR-SB-31-02	DR-SB-31-14	DR-SB-32-02	DR-SB-32-12
Aroclor-1016	39 U	37 U	41 U	36 U	40 U	35 U	38 U
Aroclor-1221	39 U	37 U	41 U	36 U	40 U	35 U	38 U
Aroclor-1232	39 U	37 U	41 U	36 U	40 U	35 U	38 U
Aroclor-1242	39 U	37 U	41 U	36 U	40 U	35 U	38 U
Aroclor-1248	39 U	37 U	41 U	36 U	40 U	35 U	38 U
Aroclor-1254	39 U	37 U	41 U	36 U	40 U	35 U	38 U
Aroclor-1260	39 U	37 U	41 U	36 U	40 U	310	38 U
PETROLEUM HYDROCARBONS (mg/kg)							
Total Petroleum Hydrocarbons (C10-C32)	20 U	19 U	21 U	100	20 U	3400	19 U
PETROLEUM HYDROCARBONS (ug/kg)							
Gasoline Range Organics (GRO)-C6-C10	60 U	57 U	62 U	55 U	1400 J	53 U	58 U
MISCELLANEOUS (%)							
Percent Solids	83	88	81	92	82	94	87

TABLE I-1
ANALYTICAL RESULTS FOR SOIL BORING
AND TEST PIT SAMPLES,
JUNE 2011
COMPASS ROSE AND RUNWAY AREA,
MARTIN STATE AIRPORT, MIDDLE RIVER, MARYLAND

SAMPLE ID:	DR-SB-33-02	DR-SB-33-12	DR-SB-34-02	DR-SB-34-08	DR-SB-35-02	DR-SB-35-10	DR-TP-A45-08
LABORATORY ID:	240-1112-15	240-1112-16	240-1112-17	240-1112-18	240-1112-19	240-1112-20	240-1028-2
SAMPLE DATE:							
LOCATION:	DR-SB-33-02	DR-SB-33-12	DR-SB-34-02	DR-SB-34-08	DR-SB-35-02	DR-SB-35-10	DR-TP-A45-08
VOLATILE SOILS (ug/kg)							
1,1,1,2-Tetrachloroethane	4.7 U		4.5 U	3.9 U	4.3 U	5.2 U	8.5 U
1,1,1-Trichloroethane	4.7 U	5 U	4.5 U	3.9 U	4.3 U	5.2 U	8.5 U
1,1,2,2-Tetrachloroethane	4.7 U	5 U	4.5 U	3.9 U	4.3 U	5.2 U	8.5 U
1,1,2-Trichloro-1,2,2-trichfluoroethane	4.7 U	5 U	4.5 U	3.9 U	4.3 U	5.2 U	8.5 U
1,1-Dichloroethane	4.7 U	5 U	4.5 U	3.9 U	4.3 U	5.2 U	8.5 U
1,1-Dichloroethene	4.7 U	5 U	4.5 U	3.9 U	4.3 U	5.2 U	8.5 U
1,1-Dichloropropene	4.7 U	5 U	4.5 U	3.9 U	4.3 U	5.2 U	8.5 U
1,2,3-Trichlorobenzene	4.7 U	5 U	4.5 U	3.9 U	4.3 U	5.2 U	8.5 U
1,2,3-Trichloropropane	4.7 U	5 U	4.5 U	3.9 U	4.3 U	5.2 U	8.5 U
1,2,3-Trimethylbenzene	4.7 U	5 U	4.5 U	3.9 U	4.3 U	5.2 U	8.5 U
1,2,4-Trichlorobenzene	4.7 U	5 U	4.5 U	3.9 U	4.3 U	5.2 U	8.5 U
1,2,4-Trimethylbenzene	4.7 U	5 U	4.5 U	3.9 U	4.3 U	5.2 U	8.5 U
1,2-Dibromo-3-Chloropropane	9.4 U	9.9 U	9 U	7.8 U	8.6 U	10 U	17 U
1,2-Dibromoethane	4.7 U	5 U	4.5 U	3.9 U	4.3 U	5.2 U	8.5 U
1,2-Dichlorobenzene	4.7 U	5 U	4.5 U	3.9 U	4.3 U	5.2 U	8.5 U
1,2-Dichloroethane	4.7 U	5 U	4.5 U	3.9 U	4.3 U	5.2 U	8.5 U
1,2-Dichloropropane	4.7 U	5 U	4.5 U	3.9 U	4.3 U	5.2 U	8.5 U
1,3-Dichlorobenzene	4.7 U	5 U	4.5 U	3.9 U	4.3 U	5.2 U	8.5 U
1,3-Dichloropropane	4.7 U	5 U	4.5 U	3.9 U	4.3 U	5.2 U	8.5 U
1,4-Dichlorobenzene	4.7 U	5 U	4.5 U	3.9 U	4.3 U	5.2 U	8.5 U
2,2-Dichloropropane	4.7 U	5 U	4.5 U	3.9 U	4.3 U	5.2 U	8.5 U
2-Butanone	4 J	16 J	18 U	16 U	17 U	7.5 J	13 J
2-Chloroethyl vinyl ether	47 U	50 U	45 U	39 U	43 U	52 U	85 U
2-Chlorotoluene	4.7 U	5 U	4.5 U	3.9 U	4.3 U	5.2 U	8.5 U
2-Hexanone	19 U	20 U	18 U	16 U	17 U	21 U	34 U
4-Chlorotoluene	4.7 U	5 U	4.5 U	3.9 U	4.3 U	5.2 U	8.5 U

TABLE I-1
ANALYTICAL RESULTS FOR SOIL BORING
AND TEST PIT SAMPLES,
JUNE 2011
COMPASS ROSE AND RUNWAY AREA,
MARTIN STATE AIRPORT, MIDDLE RIVER, MARYLAND

SAMPLE ID:	DR-SB-33-02	DR-SB-33-12	DR-SB-34-02	DR-SB-34-08	DR-SB-35-02	DR-SB-35-10	DR-TP-A45-08
LABORATORY ID:	240-1112-15	240-1112-16	240-1112-17	240-1112-18	240-1112-19	240-1112-20	240-1028-2
SAMPLE DATE:							
LOCATION:	DR-SB-33-02	DR-SB-33-12	DR-SB-34-02	DR-SB-34-08	DR-SB-35-02	DR-SB-35-10	DR-TP-A45-08
4-Methyl-2-pentanone	19 U	20 U	18 U	16 U	17 U	21 U	34 U
Acetone	140	170	18 U	51	11 J	170 B	69
Benzene	4.7 U	5 U	4.5 U	3.9 U	4.3 U	5.2 U	8.5 U
Bromobenzene	4.7 U	5 U	4.5 U	3.9 U	4.3 U	5.2 U	8.5 U
Bromochloromethane	4.7 U	5 U	4.5 U	3.9 U	4.3 U	5.2 U	8.5 U
Bromodichloromethane	4.7 U	5 U	4.5 U	3.9 U	4.3 U	5.2 U	8.5 U
Bromoform	4.7 U	5 U	4.5 U	3.9 U	4.3 U	5.2 U	8.5 U
Bromomethane	4.7 U	5 U	4.5 U	3.9 U	4.3 U	5.2 U	8.5 U
Carbon disulfide	1.9 J	4 J	4.5 U	3.9 U	4.3 U	1.8 J	2.5 J
Carbon tetrachloride	4.7 U	5 U	4.5 U	3.9 U	4.3 U	5.2 U	8.5 U
Chlorobenzene	4.7 U	5 U	4.5 U	3.9 U	4.3 U	5.2 U	8.5 U
Chloroethane	4.7 U *	5 U *	4.5 U *	3.9 U *	4.3 U *	5.2 U *	8.5 U
Chloroform	4.7 U	5 U	4.5 U	3.9 U	4.3 U	5.2 U	8.5 U
Chloromethane	4.7 U	5 U	4.5 U	3.9 U	4.3 U	5.2 U	8.5 U
cis-1,2-Dichloroethene	4.7 U	5 U	4.5 U	3.9 U	4.3 U	5.2 U	8.5 U
cis-1,3-Dichloropropene	4.7 U	5 U	4.5 U	3.9 U	4.3 U	5.2 U	8.5 U
Dibromochloromethane	4.7 U	5 U	4.5 U	3.9 U	4.3 U	5.2 U	8.5 U
Dibromomethane	4.7 U	5 U	4.5 U	3.9 U	4.3 U	5.2 U	8.5 U
Dichlorodifluoromethane	4.7 U	5 U	4.5 U	3.9 U	4.3 U	5.2 U	8.5 U
Diisopropyl ether	9.4 U	9.9 U	9 U	7.8 U	8.6 U	10 U	17 U
Ethylbenzene	4.7 U	5 U	4.5 U	3.9 U	4.3 U	5.2 U	8.5 U
Ethyl-t-butyl ether (ETBE)	4.7 U	5 U	4.5 U	3.9 U	4.3 U	5.2 U	8.5 U
Hexachlorobutadiene	4.7 U	5 U	4.5 U	3.9 U	4.3 U	5.2 U	8.5 U
Isopropylbenzene	4.7 U	5 U	4.5 U	3.9 U	4.3 U	5.2 U	8.5 U
Methyl tert-butyl ether	19 U	20 U	18 U	16 U	17 U	21 U	34 U
Methylene Chloride	3.7 J B	3.9 J B	2.7 J B	3.5 J B	2.9 J B	3 J B	5.9 J
m-Xylene & p-Xylene	9.4 U	9.9 U	9 U	7.8 U	8.6 U	10 U	17 U

TABLE I-1
ANALYTICAL RESULTS FOR SOIL BORING
AND TEST PIT SAMPLES,
JUNE 2011
COMPASS ROSE AND RUNWAY AREA,
MARTIN STATE AIRPORT, MIDDLE RIVER, MARYLAND

SAMPLE ID:	DR-SB-33-02	DR-SB-33-12	DR-SB-34-02	DR-SB-34-08	DR-SB-35-02	DR-SB-35-10	DR-TP-A45-08
LABORATORY ID:	240-1112-15	240-1112-16	240-1112-17	240-1112-18	240-1112-19	240-1112-20	240-1028-2
SAMPLE DATE:							
LOCATION:	DR-SB-33-02	DR-SB-33-12	DR-SB-34-02	DR-SB-34-08	DR-SB-35-02	DR-SB-35-10	DR-TP-A45-08
Naphthalene	4.7 U	5 U	4.5 U	3.9 U	4.3 U	0.29 J B	8.5 U
n-Butylbenzene	4.7 U	5 U	4.5 U	3.9 U	4.3 U	5.2 U	8.5 U
n-Propylbenzene	4.7 U	5 U	4.5 U	3.9 U	4.3 U	5.2 U	8.5 U
o-Xylene	0.7 J	5 U	4.5 U	3.9 U	4.3 U	5.2 U	8.5 U
p-Isopropyltoluene	4.7 U	5 U	4.5 U	3.9 U	4.3 U	5.2 U	8.5 U
sec-Butylbenzene	4.7 U	5 U	4.5 U	3.9 U	4.3 U	5.2 U	8.5 U
Styrene	4.7 U	5 U	4.5 U	3.9 U	4.3 U	5.2 U	8.5 U
Tentatively Identified Compound	2.3 J	4.3 J	8.1 J	0.78	4 J	2.8 J	1.7
Tert-amyl-methyl ether (TAME)	4.7 U	5 U	4.5 U	3.9 U	4.3 U	5.2 U	8.5 U
tert-Butyl alcohol	190 U	200 U	180 U	160 U	170 U	210 U	340 U
tert-Butylbenzene	4.7 U	5 U	4.5 U	3.9 U	4.3 U	5.2 U	8.5 U
Tetrachloroethene	4.7 U	5 U	4.5 U	3.9 U	4.3 U	5.2 U	8.5 U
Toluene	0.53 J	0.58 J	0.3 J	0.25 J	0.35 J	0.51 J	8.5 U
trans-1,2-Dichloroethene	4.7 U	5 U	4.5 U	3.9 U	4.3 U	5.2 U	8.5 U
trans-1,3-Dichloropropene	4.7 U	5 U	4.5 U	3.9 U	4.3 U	5.2 U	8.5 U
Trichloroethene	4.7 U	5 U	4.5 U	3.9 U	4.3 U	5.2 U	8.5 U
Trichlorofluoromethane	4.7 U	5 U	4.5 U	3.9 U	4.3 U	5.2 U	8.5 U
Vinyl acetate	9.4 U	9.9 U	9 U	7.8 U	8.6 U	10 U	17 U
Vinyl chloride	4.7 U	5 U	4.5 U	3.9 U	4.3 U	5.2 U	8.5 U
Xylenes, Total	0.7 J	9.9 U	9 U	7.8 U	8.6 U	10 U	17 U
SEMIVOLATILE SOIL (ug/kg)							
1,1,1,2-Tetrachloroethane		5 U					
1,1'-Biphenyl	58 U	63 U	110 U	58 U	57 U	62 U	80 U
1,4-Dioxane	120 U	130 U	220 U	120 U	110 U	120 U	160 U
2,2'-oxybis[1-chloropropane]	120 U	130 U	220 U	120 U	110 U	120 U	160 U
2,4,5-Trichlorophenol	170 U	190 U	330 U	170 U	170 U	190 U	240 U
2,4,6-Trichlorophenol	170 U	190 U	330 U	170 U	170 U	190 U	240 U

TABLE I-1
ANALYTICAL RESULTS FOR SOIL BORING
AND TEST PIT SAMPLES,
JUNE 2011
COMPASS ROSE AND RUNWAY AREA,
MARTIN STATE AIRPORT, MIDDLE RIVER, MARYLAND

SAMPLE ID:	DR-SB-33-02	DR-SB-33-12	DR-SB-34-02	DR-SB-34-08	DR-SB-35-02	DR-SB-35-10	DR-TP-A45-08
LABORATORY ID:	240-1112-15	240-1112-16	240-1112-17	240-1112-18	240-1112-19	240-1112-20	240-1028-2
SAMPLE DATE:							
LOCATION:	DR-SB-33-02	DR-SB-33-12	DR-SB-34-02	DR-SB-34-08	DR-SB-35-02	DR-SB-35-10	DR-TP-A45-08
2,4-Dichlorophenol	170 U	190 U	330 U	170 U	170 U	190 U	240 U
2,4-Dimethylphenol	170 U	190 U	330 U	170 U	170 U	190 U	240 U
2,4-Dinitrophenol	380 U	420 U	730 U	380 U	370 U	410 U	530 U
2,4-Dinitrotoluene	230 U	250 U	440 U	230 U	230 U	250 U	320 U
2,6-Dinitrotoluene	230 U	250 U	440 U	230 U	230 U	250 U	320 U
2-Chloronaphthalene	58 U	63 U	110 U	58 U	57 U	62 U	80 U
2-Chlorophenol	58 U	63 U	110 U	58 U	57 U	62 U	80 U
2-Methylnaphthalene	7.7 U	8.4 U	51	7.7 U	7.6 U	8.3 U	11 U
2-Methylphenol	230 U	250 U	440 U	230 U	230 U	250 U	320 U
2-Nitroaniline	230 U	250 U	440 U	230 U	230 U	250 U	320 U
2-Nitrophenol	58 U	63 U	110 U	58 U	57 U	62 U	80 U
3 & 4 Methylphenol	460 U	500 U	890 U	460 U	450 U	500 U	640 U
3,3'-Dichlorobenzidine	120 U	130 U	220 U	120 U	110 U	120 U	160 U
3-Nitroaniline	230 U	250 U	440 U	230 U	230 U	250 U	320 U
4,6-Dinitro-2-methylphenol	170 U	190 U	330 U	170 U	170 U	190 U	240 U
4-Bromophenyl phenyl ether	58 U	63 U	110 U	58 U	57 U	62 U	80 U
4-Chloro-3-methylphenol	170 U	190 U	330 U	170 U	170 U	190 U	240 U
4-Chloroaniline	170 U	190 U	330 U	170 U	170 U	190 U	240 U
4-Chlorophenyl phenyl ether	58 U	63 U	110 U	58 U	57 U	62 U	80 U
4-Nitroaniline	230 U	250 U	440 U	230 U	230 U	250 U	320 U
4-Nitrophenol	380 U	420 U	730 U	380 U	370 U	410 U	530 U
Acenaphthene	7.7 U	8.4 U	23	7.7 U	28	8.3 U	11 U
Acenaphthylene	17	8.4 U	70	7.7 U	7.6 U	8.3 U	11 U
Acetophenone	120 U	130 U	220 U	120 U	110 U	120 U	160 U
Anthracene	17	8.4 U	170	13	120	8.3 U	11 U
Atrazine	230 U	250 U	440 U	230 U	230 U	250 U	320 U
Benzaldehyde	120 U	130 U	220 U	120 U	110 U	120 U	28 J

TABLE I-1
ANALYTICAL RESULTS FOR SOIL BORING
AND TEST PIT SAMPLES,
JUNE 2011
COMPASS ROSE AND RUNWAY AREA,
MARTIN STATE AIRPORT, MIDDLE RIVER, MARYLAND

SAMPLE ID:	DR-SB-33-02	DR-SB-33-12	DR-SB-34-02	DR-SB-34-08	DR-SB-35-02	DR-SB-35-10	DR-TP-A45-08
LABORATORY ID:	240-1112-15	240-1112-16	240-1112-17	240-1112-18	240-1112-19	240-1112-20	240-1028-2
SAMPLE DATE:							
LOCATION:	DR-SB-33-02	DR-SB-33-12	DR-SB-34-02	DR-SB-34-08	DR-SB-35-02	DR-SB-35-10	DR-TP-A45-08
Benzo[a]anthracene	150	7.2 J	820	12	360	8.3 U	11 U
Benzo[a]pyrene	120	5.7 J	1100	9.6	360	8.3 U	24
Benzo[b]fluoranthene	110	7.3 J	1000	8.3	470	8.3 U	11 U
Benzo[g,h,i]perylene	66	8.4 U	910	7.4 J	240	8.3 U	11 U
Benzo[k]fluoranthene	61	8.4 U	640	6.5 J	280	8.3 U	11 U
Bis(2-chloroethoxy)methane	120 U	130 U	220 U	120 U	110 U	120 U	160 U
Bis(2-chloroethyl)ether	120 U	130 U	220 U	120 U	110 U	120 U	160 U
Bis(2-ethylhexyl) phthalate	58 U	63 U	110 U	46 J	57 U	62 U	80 U
Butyl benzyl phthalate	58 U	63 U	110 U	58 U	57 U	62 U	80 U
Caprolactam	380 U	420 U	730 U	380 U	370 U	410 U	530 U
Carbazole	58 U	63 U	110 U	58 U	57 U	62 U	80 U
Chrysene	200	6.4 J	900	15	420	8.3 U	11 U
Dibenzo(a,h)anthracene	7.7 U	8.4 U	15 U	7.7 U	54	8.3 U	11 U
Dibenzofuran	58 U	63 U	110 U	58 U	57 U	62 U	80 U
Diethyl phthalate	58 U	63 U	110 U	58 U	57 U	62 U	80 U
Dimethyl phthalate	58 U	63 U	110 U	58 U	57 U	62 U	80 U
Di-n-butyl phthalate	58 U	63 U	110 U	58 U	57 U	62 U	24 J
Di-n-octyl phthalate	58 U	63 U	110 U	58 U	57 U	62 U	80 U
Fluoranthene	220	16	870	25	890	8.3 U	11 U
Fluorene	5.4 J	8.4 U	40	10	18	8.3 U	11 U
Hexachlorobenzene	7.7 U	8.4 U	15 U	7.7 U	7.6 U	8.3 U	11 U
Hexachlorobutadiene	58 U	63 U	110 U	58 U	57 U	62 U	80 U
Hexachlorocyclopentadiene	380 U	420 U	730 U	380 U	370 U	410 U	530 U
Hexachloroethane	58 U	63 U	110 U	58 U	57 U	62 U	80 U
Indeno[1,2,3-cd]pyrene	49	8.4 U	660	5.6 J	210	8.3 U	11 U
Isophorone	58 U	63 U	110 U	58 U	57 U	62 U	80 U
Naphthalene	7.7 U	8.4 U	69	7.7 U	7.6 U	8.3 U	11 U

TABLE I-1
ANALYTICAL RESULTS FOR SOIL BORING
AND TEST PIT SAMPLES,
JUNE 2011
COMPASS ROSE AND RUNWAY AREA,
MARTIN STATE AIRPORT, MIDDLE RIVER, MARYLAND

SAMPLE ID:	DR-SB-33-02	DR-SB-33-12	DR-SB-34-02	DR-SB-34-08	DR-SB-35-02	DR-SB-35-10	DR-TP-A45-08
LABORATORY ID:	240-1112-15	240-1112-16	240-1112-17	240-1112-18	240-1112-19	240-1112-20	240-1028-2
SAMPLE DATE:							
LOCATION:	DR-SB-33-02	DR-SB-33-12	DR-SB-34-02	DR-SB-34-08	DR-SB-35-02	DR-SB-35-10	DR-TP-A45-08
Nitrobenzene	120 U	130 U	220 U	120 U	110 U	120 U	160 U
N-Nitrosodimethylamine	120 U	130 U	220 U	120 U	110 U	120 U	160 U
N-Nitrosodi-n-propylamine	58 U	63 U	110 U	58 U	57 U	62 U	80 U
N-Nitrosodiphenylamine	58 U	63 U	110 U	58 U	57 U	62 U	80 U
Pentachlorophenol	170 U	190 U	330 U	170 U	170 U	190 U	240 U
Phenanthrene	100	6.1 J	290	23	310	8.3 U	11 U
Phenol	58 U	63 U	110 U	58 U	57 U	62 U	80 U
Pyrene	270	11	1400	32	670	8.3 U	11 U
INORGANICS (mg/kg)							
Antimony	0.81 J	2.5 U	2.1 U	2.1 U	2.2	2.1 U	2.9 U
Arsenic	19	1.5 J	3.6	3.2	2.9	1.1 J	5.8
Barium	16 J B	8.3 J B	34 B	5.7 J B	21 J B	18 J B	18 J B
Beryllium	0.093 J	0.62 U	0.09 J	0.53 U	0.55 U	0.14 J	1.2
Cadmium	0.54 U	0.62 U	0.52 U	0.53 U	0.55 U	0.52 U	0.73 U
Chromium	27	7	16	9.4	8.8	6.7	29
Cobalt	1.8	1.2	3.5	0.79 J	1.4	1.6	19
Copper	10	2.7 J	12	3.9	6.7	3.1	14
Hg	0.05 J	0.11 U	0.059 J	0.11 U	0.094 J	0.12 U	0.046 J
Lead	9 B	2.4 B	9 B	1.9	15	6.3	13
Molybdenum	0.35 J	0.48 J	0.33 J	0.68 J	0.88 J	0.28 J	1.3 J
Nickel	2.5 J	1 J	6.7	1.1 J	2.8 J	2.5 J	25
Selenium	0.52 J	2.5 U	2.1 U	0.5 J B	0.6 J B	2.1 U	2.9 U
Silver	0.14 J	1.2 U	1 U	1.1 U	0.21 J	1 U	1.5 U
Thallium	2.2 U	2.5 U	2.1 U	2.1 U	2.2 U	2.1 U	2.9 U
Vanadium	45	11	23	20	13	9.2	32
Zinc	13	4.5 J	28	5.2 J B	24 B	27 B	110
PESTICIDES/PCBs (ug/kg)							

TABLE I-1
ANALYTICAL RESULTS FOR SOIL BORING
AND TEST PIT SAMPLES,
JUNE 2011
COMPASS ROSE AND RUNWAY AREA,
MARTIN STATE AIRPORT, MIDDLE RIVER, MARYLAND

SAMPLE ID:	DR-SB-33-02	DR-SB-33-12	DR-SB-34-02	DR-SB-34-08	DR-SB-35-02	DR-SB-35-10	DR-TP-A45-08
LABORATORY ID:	240-1112-15	240-1112-16	240-1112-17	240-1112-18	240-1112-19	240-1112-20	240-1028-2
SAMPLE DATE:							
LOCATION:	DR-SB-33-02	DR-SB-33-12	DR-SB-34-02	DR-SB-34-08	DR-SB-35-02	DR-SB-35-10	DR-TP-A45-08
Aroclor-1016	38 U	41 U	36 U	38 U	37 U	41 U	52 U
Aroclor-1221	38 U	41 U	36 U	38 U	37 U	41 U	52 U
Aroclor-1232	38 U	41 U	36 U	38 U	37 U	41 U	52 U
Aroclor-1242	38 U	41 U	36 U	38 U	37 U	41 U	52 U
Aroclor-1248	38 U	41 U	36 U	38 U	37 U	41 U	52 U
Aroclor-1254	38 U	41 U	36 U	38 U	37 U	41 U	52 U
Aroclor-1260	38 U	41 U	36 U	38 U	35 J	41 U	52 U
PETROLEUM HYDROCARBONS (mg/kg)							
Total Petroleum Hydrocarbons (C10-C32)	19 U	21 U	230	19 U	300	21 U	27 U
PETROLEUM HYDROCARBONS (ug/kg)							
Gasoline Range Organics (GRO)-C6-C10	58 U	63 U	55 U	58 U	56 U	62 U	80 U
MISCELLANEOUS (%)							
Percent Solids	87	80	90	87	89	80	63

TABLE I-1
ANALYTICAL RESULTS FOR SOIL BORING
AND TEST PIT SAMPLES,
JUNE 2011
COMPASS ROSE AND RUNWAY AREA,
MARTIN STATE AIRPORT, MIDDLE RIVER, MARYLAND

SAMPLE ID:	DR-TP-A46-06	DR-TP-A47-10	DR-TP-A48-04
LABORATORY ID:	240-1028-3	240-1028-1	240-1028-4
SAMPLE DATE:			
LOCATION:	DR-TP-A46-06	DR-TP-A47-10	DR-TP-A48-04
VOLATILE SOILS (ug/kg)			
1,1,1,2-Tetrachloroethane	6.9 U	7 U	11 U
1,1,1-Trichloroethane	6.9 U	7 U	11 U
1,1,2,2-Tetrachloroethane	6.9 U	7 U	11 U
1,1,2-Trichloro-1,2,2-trichfluoroethane	6.9 U	7 U	11 U
1,1-Dichloroethane	6.9 U	7 U	11 U
1,1-Dichloroethene	6.9 U	7 U	11 U
1,1-Dichloropropene	6.9 U	7 U	11 U
1,2,3-Trichlorobenzene	6.9 U	7 U	11 U
1,2,3-Trichloropropane	6.9 U	7 U	11 U
1,2,3-Trimethylbenzene	6.9 U	7 U	11 U
1,2,4-Trichlorobenzene	6.9 U	7 U	11 U
1,2,4-Trimethylbenzene	6.9 U	7 U	11 U
1,2-Dibromo-3-Chloropropane	14 U	14 U	22 U
1,2-Dibromoethane	6.9 U	7 U	11 U
1,2-Dichlorobenzene	6.9 U	7 U	11 U
1,2-Dichloroethane	6.9 U	7 U	11 U
1,2-Dichloropropane	6.9 U	7 U	11 U
1,3-Dichlorobenzene	6.9 U	7 U	11 U
1,3-Dichloropropane	6.9 U	7 U	11 U
1,4-Dichlorobenzene	6.9 U	7 U	11 U
2,2-Dichloropropane	6.9 U	7 U	11 U
2-Butanone	28 U	50	11 J
2-Chloroethyl vinyl ether	69 U	70 U	110 U
2-Chlorotoluene	6.9 U	7 U	11 U
2-Hexanone	28 U	28 U	45 U
4-Chlorotoluene	6.9 U	7 U	11 U

TABLE I-1
ANALYTICAL RESULTS FOR SOIL BORING
AND TEST PIT SAMPLES,
JUNE 2011
COMPASS ROSE AND RUNWAY AREA,
MARTIN STATE AIRPORT, MIDDLE RIVER, MARYLAND

SAMPLE ID:	DR-TP-A46-06	DR-TP-A47-10	DR-TP-A48-04
LABORATORY ID:	240-1028-3	240-1028-1	240-1028-4
SAMPLE DATE:			
LOCATION:	DR-TP-A46-06	DR-TP-A47-10	DR-TP-A48-04
4-Methyl-2-pentanone	28 U	28 U	45 U
Acetone	28 U	230	86
Benzene	6.9 U	7 U	11 U
Bromobenzene	6.9 U	7 U	11 U
Bromochloromethane	6.9 U	7 U	11 U
Bromodichloromethane	6.9 U	7 U	11 U
Bromoform	6.9 U	7 U	11 U
Bromomethane	6.9 U	7 U	11 U
Carbon disulfide	6.9 U	1.9 J	2.2 J
Carbon tetrachloride	6.9 U	7 U	11 U
Chlorobenzene	6.9 U	7 U	11 U
Chloroethane	6.9 U	7 U	11 U
Chloroform	6.9 U	7 U	11 U
Chloromethane	6.9 U	7 U	11 U
cis-1,2-Dichloroethene	6.9 U	7 U	11 U
cis-1,3-Dichloropropene	6.9 U	7 U	11 U
Dibromochloromethane	6.9 U	7 U	11 U
Dibromomethane	6.9 U	7 U	11 U
Dichlorodifluoromethane	6.9 U	7 U	11 U
Diisopropyl ether	14 U	14 U	22 U
Ethylbenzene	6.9 U	7 U	11 U
Ethyl-t-butyl ether (ETBE)	6.9 U	7 U	11 U
Hexachlorobutadiene	6.9 U	7 U	11 U
Isopropylbenzene	6.9 U	7 U	11 U
Methyl tert-butyl ether	28 U	28 U	45 U
Methylene Chloride	4.8 J	8.9	20
m-Xylene & p-Xylene	14 U	14 U	22 U

TABLE I-1
ANALYTICAL RESULTS FOR SOIL BORING
AND TEST PIT SAMPLES,
JUNE 2011
COMPASS ROSE AND RUNWAY AREA,
MARTIN STATE AIRPORT, MIDDLE RIVER, MARYLAND

SAMPLE ID:	DR-TP-A46-06	DR-TP-A47-10	DR-TP-A48-04
LABORATORY ID:	240-1028-3	240-1028-1	240-1028-4
SAMPLE DATE:			
LOCATION:	DR-TP-A46-06	DR-TP-A47-10	DR-TP-A48-04
Naphthalene	6.9 U	0.32 J	11 U
n-Butylbenzene	6.9 U	7 U	11 U
n-Propylbenzene	6.9 U	7 U	11 U
o-Xylene	6.9 U	7 U	11 U
p-Isopropyltoluene	6.9 U	7 U	11 U
sec-Butylbenzene	6.9 U	7 U	11 U
Styrene	6.9 U	7 U	11 U
Tentatively Identified Compound	1.4	1.4	4.1 J
Tert-amyl-methyl ether (TAME)	6.9 U	7 U	11 U
tert-Butyl alcohol	280 U	280 U	450 U
tert-Butylbenzene	6.9 U	7 U	11 U
Tetrachloroethene	6.9 U	7 U	11 U
Toluene	0.46 J	7 U	0.69 J
trans-1,2-Dichloroethene	6.9 U	7 U	11 U
trans-1,3-Dichloropropene	6.9 U	7 U	11 U
Trichloroethene	6.9 U	7 U	11 U
Trichlorofluoromethane	6.9 U	7 U	11 U
Vinyl acetate	14 U	14 U	22 U
Vinyl chloride	6.9 U	7 U	11 U
Xylenes, Total	14 U	14 U	22 U
SEMIVOLATILE SOIL (ug/kg)			
1,1,1,2-Tetrachloroethane			
1,1'-Biphenyl	61 U	78 U	110 U
1,4-Dioxane	120 U	160 U	220 U
2,2'-oxybis[1-chloropropane]	120 U	160 U	220 U
2,4,5-Trichlorophenol	180 U	230 U	330 U
2,4,6-Trichlorophenol	180 U	230 U	330 U

TABLE I-1
ANALYTICAL RESULTS FOR SOIL BORING
AND TEST PIT SAMPLES,
JUNE 2011
COMPASS ROSE AND RUNWAY AREA,
MARTIN STATE AIRPORT, MIDDLE RIVER, MARYLAND

SAMPLE ID:	DR-TP-A46-06	DR-TP-A47-10	DR-TP-A48-04
LABORATORY ID:	240-1028-3	240-1028-1	240-1028-4
SAMPLE DATE:			
LOCATION:	DR-TP-A46-06	DR-TP-A47-10	DR-TP-A48-04
2,4-Dichlorophenol	180 U	230 U	330 U
2,4-Dimethylphenol	180 U	230 U	330 U
2,4-Dinitrophenol	400 U	510 U	720 U
2,4-Dinitrotoluene	240 U	310 U	430 U
2,6-Dinitrotoluene	240 U	310 U	430 U
2-Chloronaphthalene	61 U	78 U	110 U
2-Chlorophenol	61 U	78 U	110 U
2-Methylnaphthalene	8.1 U	10 U	14 U
2-Methylphenol	240 U	310 U	430 U
2-Nitroaniline	240 U	310 U	430 U
2-Nitrophenol	61 U	78 U	110 U
3 & 4 Methylphenol	490 U	620 U	870 U
3,3'-Dichlorobenzidine	120 U	160 U	220 U
3-Nitroaniline	240 U	310 U	430 U
4,6-Dinitro-2-methylphenol	180 U	230 U	330 U
4-Bromophenyl phenyl ether	61 U	78 U	110 U
4-Chloro-3-methylphenol	180 U	230 U	330 U
4-Chloroaniline	180 U	230 U	330 U
4-Chlorophenyl phenyl ether	61 U	78 U	110 U
4-Nitroaniline	240 U	310 U	430 U
4-Nitrophenol	400 U	510 U	720 U
Acenaphthene	8.1 U	10 U	14 U
Acenaphthylene	8.1 U	10 U	14 U
Acetophenone	120 U	160 U	220 U
Anthracene	8.1 U	10 U	14 U
Atrazine	240 U	310 U	430 U
Benzaldehyde	120 U	160 U	220 U

TABLE I-1
ANALYTICAL RESULTS FOR SOIL BORING
AND TEST PIT SAMPLES,
JUNE 2011
COMPASS ROSE AND RUNWAY AREA,
MARTIN STATE AIRPORT, MIDDLE RIVER, MARYLAND

SAMPLE ID:	DR-TP-A46-06	DR-TP-A47-10	DR-TP-A48-04
LABORATORY ID:	240-1028-3	240-1028-1	240-1028-4
SAMPLE DATE:			
LOCATION:	DR-TP-A46-06	DR-TP-A47-10	DR-TP-A48-04
Benzo[a]anthracene	8.1 U	10 U	14 U
Benzo[a]pyrene	8.1 U	10 U	14 U
Benzo[b]fluoranthene	8.1 U	10 U	14 U
Benzo[g,h,i]perylene	8.1 U	10 U	14 U
Benzo[k]fluoranthene	8.1 U	10 U	14 U
Bis(2-chloroethoxy)methane	120 U	160 U	220 U
Bis(2-chloroethyl)ether	120 U	160 U	220 U
Bis(2-ethylhexyl) phthalate	61 U	78 U	50 J
Butyl benzyl phthalate	61 U	78 U	110 U
Caprolactam	400 U	510 U	720 U
Carbazole	61 U	78 U	110 U
Chrysene	8.1 U	10 U	14 U
Dibenzo(a,h)anthracene	8.1 U	10 U	14 U
Dibenzofuran	61 U	78 U	110 U
Diethyl phthalate	61 U	78 U	110 U
Dimethyl phthalate	61 U	78 U	110 U
Di-n-butyl phthalate	61 U	26 J	46 J
Di-n-octyl phthalate	61 U	78 U	110 U
Fluoranthene	11	10 U	15
Fluorene	8.1 U	10 U	14 U
Hexachlorobenzene	8.1 U	10 U	14 U
Hexachlorobutadiene	61 U	78 U	110 U
Hexachlorocyclopentadiene	400 U	510 U	720 U
Hexachloroethane	61 U	78 U	110 U
Indeno[1,2,3-cd]pyrene	8.1 U	10 U	14 U
Isophorone	61 U	78 U	110 U
Naphthalene	8.1 U	10 U	14 U

TABLE I-1
ANALYTICAL RESULTS FOR SOIL BORING
AND TEST PIT SAMPLES,
JUNE 2011
COMPASS ROSE AND RUNWAY AREA,
MARTIN STATE AIRPORT, MIDDLE RIVER, MARYLAND

SAMPLE ID:	DR-TP-A46-06	DR-TP-A47-10	DR-TP-A48-04
LABORATORY ID:	240-1028-3	240-1028-1	240-1028-4
SAMPLE DATE:			
LOCATION:	DR-TP-A46-06	DR-TP-A47-10	DR-TP-A48-04
Nitrobenzene	120 U	160 U	220 U
N-Nitrosodimethylamine	120 U	160 U	220 U
N-Nitrosodi-n-propylamine	61 U	78 U	110 U
N-Nitrosodiphenylamine	61 U	78 U	110 U
Pentachlorophenol	180 U	230 U	330 U
Phenanthrene	8.1 U	10 U	14 U
Phenol	61 U	78 U	110 U
Pyrene	7.8 J	10 U	14 U
INORGANICS (mg/kg)			
Antimony	2.2 U	3.1 U	3.9 U
Arsenic	2.6	6.7	8.9
Barium	14 J B	30 J B	30 J B
Beryllium	0.061 J	0.84	1.8
Cadmium	0.55 U	0.77 U	0.98 U
Chromium	8.7	29	43
Cobalt	1.4	10	17
Copper	5.8	15	20
Hg	0.12 U	0.15 U	0.041 J
Lead	8.1	13	20
Molybdenum	0.4 J	0.81 J	1.2 J
Nickel	3 J	15	25
Selenium	2.2 U	0.69 J	3.9 U
Silver	1.1 U	1.5 U	2 U
Thallium	2.2 U	3.1 U	3.9 U
Vanadium	18	36	43
Zinc	12	57	83
PESTICIDES/PCBs (ug/kg)			

TABLE I-1
ANALYTICAL RESULTS FOR SOIL BORING
AND TEST PIT SAMPLES,
JUNE 2011
COMPASS ROSE AND RUNWAY AREA,
MARTIN STATE AIRPORT, MIDDLE RIVER, MARYLAND

SAMPLE ID:	DR-TP-A46-06	DR-TP-A47-10	DR-TP-A48-04
LABORATORY ID:	240-1028-3	240-1028-1	240-1028-4
SAMPLE DATE:			
LOCATION:	DR-TP-A46-06	DR-TP-A47-10	DR-TP-A48-04
Aroclor-1016	40 U	51 U	72 U
Aroclor-1221	40 U	51 U	72 U
Aroclor-1232	40 U	51 U	72 U
Aroclor-1242	40 U	51 U	72 U
Aroclor-1248	40 U	51 U	72 U
Aroclor-1254	40 U	51 U	72 U
Aroclor-1260	40 U	51 U	72 U
PETROLEUM HYDROCARBONS (mg/kg)			
Total Petroleum Hydrocarbons (C10-C32)	20 U	26 U	48
PETROLEUM HYDROCARBONS (ug/kg)			
Gasoline Range Organics (GRO)-C6-C10	61 U	78 U	110 U
MISCELLANEOUS (%)			
Percent Solids	82	64	46