Frog Mortar Creek Surface Water And Sediment Investigation Report Phases I, II, and III Lockheed Martin Corporation, Martin State Airport Middle River, Maryland

Prepared for:

Lockheed Martin Corporation

Prepared by:

Tetra Tech, Inc.
April 2009



Michael Martin, P.G.
Project Manager



Eric Samuels
Task Manager

TABLE OF CONTENTS

Page

1.0 INTRODUCTION 1-1

2.0 SITE BACKGROUND 2-1
2.1 Site Location and Description 2-1
2.2 Geology 2-1
2.3 Hydrogeology 2-3
2.4 Previous Investigations 2-3

3.0 INVESTIGATION APPROACH AND METHODOLOGY 3-1

3.1 Phase I Investigation 3-1
3.1.1 Phase I Investigation Approach 3-1
3.1.2 Phase I Investigation Methodology 3-2
3.1.3 Phase I Laboratory Analysis 3-3
3.2 Phase II Investigation 3-4
3.2.1 Phase II Investigation Approach 3-4
3.2.2 Phase II Sampling Methodology 3-5
3.2.3 Phase II Laboratory Analyses 3-6
3.3 Phase III Investigation 3-7
3.3.1 Phase III Investigation Approach 3-7
3.3.2 Phase III Sampling Methodology 3-7
3.3.3 Phase III Laboratory Analyses 3-9

4.0 INVESTIGATION RESULTS 4-1

4.1 Phase I Investigation Results 4-1
4.2 Phase II Investigation Results 4-3
4.2.1 Surface Water 4-4
4.2.2 Sediment 4-6
4.2.3 Comparison of Surface Water and Sediment Results 4-8
4.3 Phase III Investigation Results 4-10
4.3.1 Sediment 4-11
4.3.2 Surface Water 4-15
4.3.3 Comparison of Surface Water and Sediment Results 4-18

5 SUMMARY 5-1

6 REFERENCES 6-1

TABLE OF CONTENTS (Continued)

APPENDIX A – PHASE I COASTAL MONITORING ASSOCIATES REPORT
APPENDIX B – PHASE II FIELD DOCUMENTATION AND CHAIN OF CUSTODY
APPENDIX C – PHASE III FIELD DOCUMENTATION AND CHAIN OF CUSTODY
APPENDIX D – PHASE I DATA TABLES
APPENDIX E – PHASE I DATA VALIDATION REPORT
APPENDIX F – PHASE II DATA TABLES
APPENDIX G – PHASE II DATA VALIDATION REPORT
APPENDIX H – PHASE III DATA TABLES SEDIMENT AND SURFACE WATER
APPENDIX I – PHASE III DATA VALIDATION REPORTS

LIST OF FIGURES

Page

Figure 2-1 Site Location Map 2-4
Figure 2-2 Historical Surface Water and Sediment Sample Location 2-5
Figure 3-1 Trident Sample Locations, Phase I 3-14
Figure 3-2 Phase II Sample Locations 3-15
Figure 3-3 Phase III Sample Locations 3-16

LIST OF TABLES

Page

Table 3-1 Phase II Investigation Tidal Range During Sampling 3-11
Table 3-2 Phase II Investigation Water Quality Data 3-12
Table 3-3 Phase III Investigation Tidal Range During Sampling 3-13
Table 4-1 Phase I Summary of Positive Detects for Pore Water 4-20
Table 4-2 Phase II Summary of Positive Detects for Surface Water 4-21
Table 4-3 Phase II Descriptive Data for Surface Water 4-25
Table 4-4 Phase II Summary of Positive Detects for Sediment 4-26
Table 4-5 Phase II Descriptive Data for Sediment 4-34
Table 4-6 Phase III Summary of Positive Detects Organic Constituents Sediment 4-36
Table 4-7 Phase III Summary of Positive Detects for Metals Sediment 4-54
Table 4-8 Phase III Descriptive Data for Sediment Samples 4-60
Table 4-9 Phase III Summary of Positive Detects for Surface Water 4-62
Table 4-10 Phase III Descriptive Data for Surface Water 4-64

ACRONYMS

µg/kg	micrograms per kilogram
µg/L	micrograms per liter
bgs	below ground surface
COC	Chain of Custody
cis-1,2-DCE	cis-1,2-dichloroethene
EPA	Environmental Protection Agency
FMC	Frog Mortar Creek
GPS	Global Positioning System
Lockheed Martin	Lockheed Martin Corporation
MSA	Martin State Airport
PAH	Polyaromatic hydrocarbons
PCBs	Polychlorinated biphenyls
QA/QC	quality assurance/quality control
SVOC	semi-volatile organic compound
TCE	trichloroethene
trans-1,2-DCE	trans-1,2-dichloroethene
VOC	volatile organic compound

Section 1
Introduction

On behalf of Lockheed Martin Corporation (Lockheed Martin), Tetra Tech, Inc. has prepared this report to compile all information obtained to date from the three-phase investigation of Frog Mortar Creek (FMC). The investigation of FMC to date started with Phase I in March 2007 (Tetra Tech, February 2007a) and was completed with Phase III in October 2008 (Tetra Tech, October 2008). The phased investigation included the following: Phase I - the identification of groundwater seepage locations into surface water by the use of a Trident™ probe in March 2007; Phase II - surface water and shallow sediment sampling in October-November 2007; and Phase III - the sampling of deeper sediments in July 2008. The overall objective of the FMC Investigation was to evaluate the potential for offsite migration of contaminants from a portion of the Martin State Airport (MSA) property to the adjacent surface water of FMC.

The three-phase investigation was conducted in FMC, located west of the MSA property in Middle River, Maryland in the portion of the creek adjacent to the approximately 50 acre area which has been subject to extensive characterization due to historical dumping activities. The objective of the Phase I investigation was to identify potential groundwater discharge zones by identifying temperature and conductivity differences between the surface water and groundwater utilizing the Trident probe and to collect porewater samples from these selected areas. The objective of the Phase II surface water and sediment program was to characterize areas of groundwater seepage into the surface water body and to obtain analytical data to quantify the presence or absence of contaminants in FMC which may be related to groundwater transport or erosion of soil from the MSA site. The objective of the Phase III surface water and sediment investigation was to sample deeper sediment in areas of potential concern identified during the first two phases of the study. A secondary objective was to provide a more "regional" indication of chemical concentrations in sediments in FMC along the east side of the entire MSA property.

This report is organized as follows:

- Section 1 – Introduction: Presents the content and objective of the report;
- Section 2 – Site Background: Presents the background of the MSA site investigation;
- Section 3- Investigation Approach and Methodology: Presents the technical approach to the investigation and a description of the field methodologies used for completion of Phases I, II, and III;
- Section 4 – Sample Results: Presents and discusses the findings of the Phase I, II, and III Investigations; and
- Section 5 –Summary: Provides an overall summary of the findings for all three phases of the FMC investigations.
- Section 6 – References: Lists the References used in the preparation of this report.

Section 2
Site Background

2.1 SITE LOCATION AND DESCRIPTION

The MSA is located at 701 Wilson Point Road in Middle River, Maryland, and is bounded by FMC to the east and Stansbury Creek to the west. Both creeks join into Chesapeake Bay to the south of the airport. With surface water bodies surrounding most of MSA, the site can be considered a small peninsula. A Site Location Map is presented as Figure 2-1.

Historically, MSA was owned and operated by the Glenn L. Martin Company from approximately 1929 to 1975. Glenn L. Martin Company is the predecessor to Martin Marietta; Lockheed and Martin Marietta merged in 1996 to form Lockheed Martin Corporation. Since the 1950's the Maryland Air National Guard has leased land at the northeastern portion of the airport just north of the Martin State Airport site being investigated by Lockheed Martin. In 1975, the airport was sold to the Maryland Aviation Administration, an agency within the Maryland Department of Transportation.

Currently, LMC is completing investigations conducted under the Maryland Department of the Environment Superfund program in a 50 acre portion of the MSA. This study is in support of the characterization of that area and includes investigation of FMC adjacent to this study area.

2.2 GEOLOGY

Martin State Airport is located in the Western Shore of the Coastal Plain Physiographic Province. Based on geological mapping of Baltimore County, the property is underlain by the Potomac Group, a Cretaceous age interbedded gravel, sand, silt and clay unit ranging in thickness from 0 to 800 feet.

The Potomac Group is composed of three units: the Raritan and Patapsco Formations, the Arundel Clay, and the Patuxent Formation. The Raritan and Patapsco Formations range up to 400 feet thick and are composed of a gray, brown, and red variegated silt and clay unit with lenticular lenses of sand and few gravels. The Arundel Clay is composed of dark gray and maroon lignitic clays and ranges in thickness from 0 to 100 feet. The Patuxent Formation is described as a white or light gray to orange-brown, moderately sorted sand unit with quartz gravels, silts and clays and ranges up to 250 feet in thickness. The Potomac Group has not been subdivided in the vicinity of Martin State Airport nor has the unit's total thickness been well mapped in the area.

Based on lithologic logging of soil borings within the site, the subsurface soils are highly heterogeneous, consisting of gravels, sands, silts and clays. While some soil zones have been consistently observed throughout the project area, generally the soil lithology varies considerably between soil borings. The soils consist of an upper layer of fill materials that overlies native soils of the Potomac Group. The maximum depth of the recently completed soil borings at MSA was 268 feet below ground surface (bgs). The deep soil borings identified interbedded sands, silt, and clays from surface to 133 feet bgs representing Patapsco Formation underlain by 32 feet (133 to 165 feet bgs) of competent stiff clay (Patapsco clay facies) underlain by interbedded sands, gravels, silt and clay from 165 feet to 207 feet bgs. The maroon, red colored clay is present from 207 feet to 283 feet bgs (probably belonging to the Arundel Formation). The studies are still ongoing and additional logging will refine these observations.

The uppermost water-bearing zone in the region is known as the Patapsco Formation. Available regional well log data indicate that the Patapsco Formation may extend to a depth of approximately 200 feet bgs beneath near the site. The Patapsco Formation is underlain by the Arundel Formation, a thick red clay layer, at a minimum 75 feet thick based on field observations and serves as the aquiclude overlying the water-bearing Patuxent Formation. The soil boring was terminated at 283 feet bgs in the Arundel Formation.

The uppermost 10 to 20 feet of soils consists of fill materials that were placed during construction of the airport in the 1950s. The fill materials are composed of heterogeneous layers of sands, silts and clays, with debris that includes concrete, scrap metal, brick, glass, and wood.

Beneath the surficial layer of fill materials, the uppermost native soils are heterogenous sands, silts, and clays. In general, coarser-grained materials (well graded sands to poorly graded fine sands) are dominant from approximately 15 to 45 feet below mean sea level. Finer-grained materials, primarily of low to medium plastic clay, occur from approximately 65 to 75 feet below mean sea level.

2.3 HYDROGEOLOGY

The uppermost water-bearing zone in the region is known as the Patapsco Formation. Available regional well log data indicate that the Patapsco Formation may extend to a depth of approximately 165 feet below ground surface beneath the site. The Patapsco Formation is underlain by the Arundel Formation, a thick red clay aquiclude. Regional lithologic information indicates that the Arundel Formation is approximately 120 feet thick and serves as an aquiclude overlying the water-bearing Patuxent Formation. Based on this information, the Arundel Formation may extend from 165 to 283 feet below ground surface at the MSA site.

Based on the physiographic setting as a narrow peninsula, surficial groundwater will tend to flow away from topographic rises and toward open water. The Patapsco aquifer is recharged directly by rainfall in the unpaved portions of the site. Annual precipitation is approximately 42 to 46 inches.

Groundwater elevations in the monitoring wells at the 50-acre site ranged from 1.10 feet to 7.55 feet above mean sea level from 2002 to 2004. The groundwater flow direction in this area is to the northeast toward FMC. Due to the close proximity of the site to FMC, a 12-hour tidal influence study was conducted on June 7, 2002. During the study, groundwater elevations fluctuated up to 0.31 feet due to tidal influence. The conceptual site model for the site suggests shallow groundwater would be moving towards and discharging into the surface water body.

2.4 PREVIOUS INVESTIGATIONS

Six sediment and nine surface water samples were collected from FMC by Tetra Tech in December 1997. However, the data from these samples could not be used for risk assessment because the quality of the analytical results was not validated. Volatile organic compounds (VOCs) were not detected in these samples, but inorganic constituents were present at reportable levels.

In July 2004, additional sediment and surface water samples were collected from FMC by Tetra Tech to provide risk assessment quality data. Two sediment and two surface water samples were collected within 50 feet of the MSA shoreline. These locations were selected based on extensive groundwater sampling and modeling which indicated the direction of the on-site VOC plume to the creek. The sample locations are shown on Figure 2-2.

The sediment and surface water samples collected in July 2004 from FMC were analyzed for inorganic constituents, VOCs, semivolatile organic compounds (SVOCs), and polychlorinated byphenyls (PCBs)/pesticides. Very low concentrations of VOCs and reportable concentrations of various metals were detected in surface water and sediment samples. These data were used to assess risk to recreational users of FMC. The results of the human health risk assessment indicated that contacting sediments and surface water in FMC while recreating does not pose a significant cancer risk or health hazard to adults, youth and child recreational users (Tetra Tech, 2006). The locations of these samples (FMC-1 and FMC-2) are shown on Figure 2-2.

FIGURE 2-1
SITE LOCATION MAP

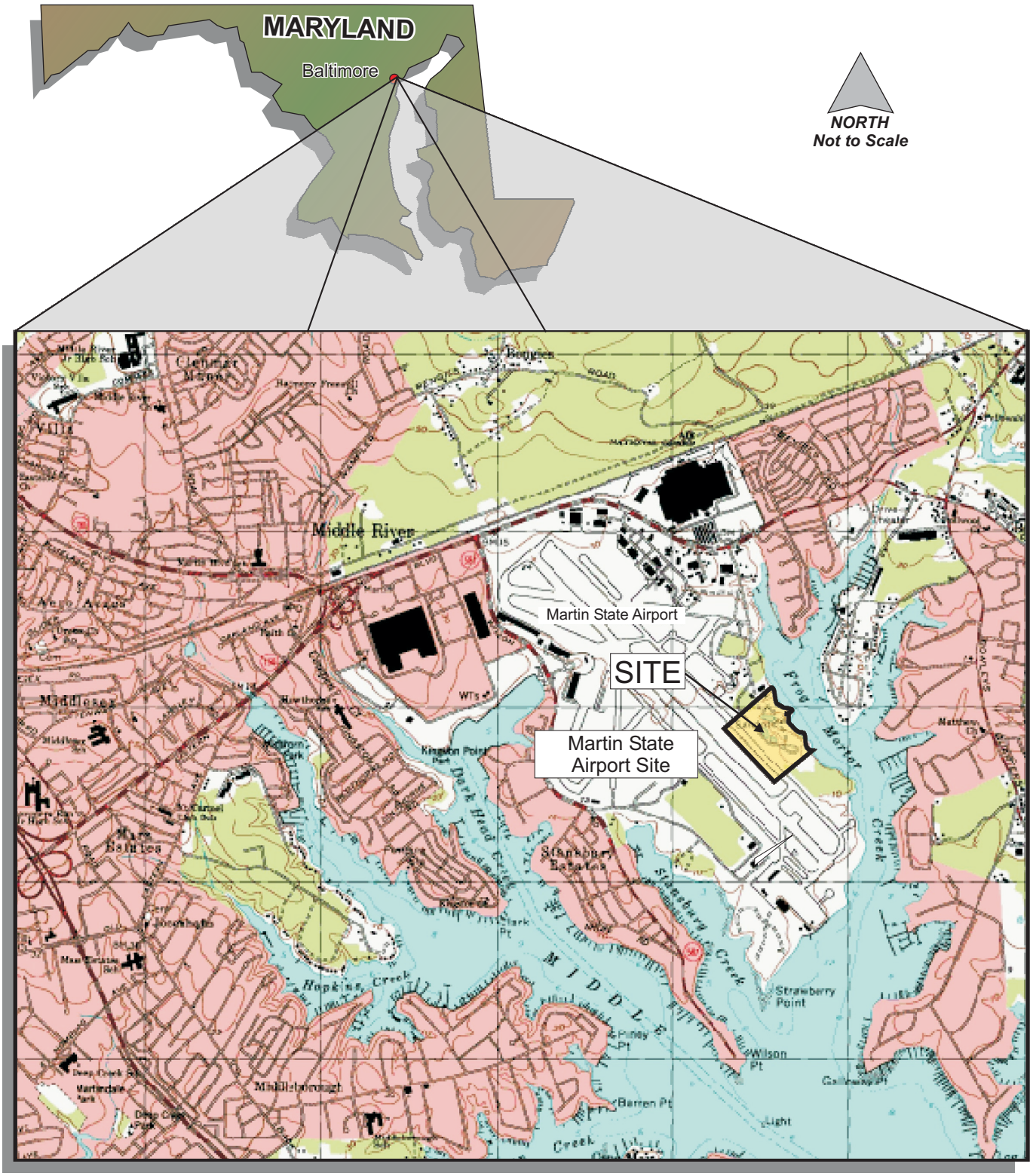

K:\GProject\middle_river\graphics\MRC and MSA Loc Map Close Up.cdr

FIGURE 2-2
HISTORICAL SURFACE WATER AND SEDIMENT SAMPLE LOCATION MAP
MARTIN STATE AIRPORT, MIDDLE RIVER, MARYLAND



K:\Gproject\MartinSTA\Airport\CAD\Proposed_TCE_GW_Parallel_23May0_part 1.dwg

Section 3
Investigation Approach and Methodology

3.1 PHASE I INVESTIGAION

During Phase I, a Trident probe was utilized to locate areas of groundwater seepage from the shallow aquifer into the surface waters of FMC. Phase I also included the sampling of sub-sediment pore waters for the presence of target mobile contaminants (e.g., VOCs) present in the plume at MSA.

3.1.1 Phase I Investigation Approach

Phase I of the FMC Study was conducted in accordance with the Work Plan (Tetra Tech, February 2007a). The Trident probe investigation was conducted under the supervision of Tetra Tech from March 3, 2007 through March 7, 2007 by Coastal Monitoring Associates, LLC (San Diego, California) in FMC located adjacent to MSA. The timing of the study was chosen due to the temperature differences between the warmer groundwater and the cooler surface water. A total of 25 stations were sampled using the Trident probe to identify temperature and conductivity contrasts between surface water and groundwater. The sampling grid consisted of six primary transects including four sampling locations in each transect along with one additional sample location outside the six transects. A Trident Sample Location Map is presented as Figure 3-1.

The results of the Trident probe investigation were used in the field to select locations for the collection of pore water samples. Nine sediment locations in FMC were targeted for pore water sampling with analysis for VOCs following U.S. Environmental Protection Agency (EPA) Method 8260B and 1,4-dioxane using EPA Method 8270C. The analytical parameters were selected based on groundwater monitoring of the MSA site where chlorinated VOCs are present in high

concentrations in shallow groundwater. 1,4-dioxane is also a component of the groundwater plume, although at lesser concentrations, and it may be more environmentally mobile than the chlorinated VOCs.

3.1.2 Phase I Investigation Methodology

The Trident probe is a direct-push, integrated temperature sensor, conductivity sensor, and porewater sampler developed to screen sites for areas where groundwater may be discharging to a surface water body. A photograph of the Trident probe is presented in Appendix A. Differences in observed conductivity and temperature indicate areas where groundwater discharge is occurring. These differences are due to the seasonal variations in temperature between groundwater and surface waters and, if present, the difference in conductivity of groundwater and surface waters.

A Trident Sample Location Map is presented as Figure 3-1. A total of 25 locations were sampled using the Trident probe. On the initial pass through the 25 stations, data for surface water and pore water conductivity and temperature were collected. The Trident probe was inserted into competent sediment to a depth of approximately 2 feet by the use of a small boat. At each station, the boat was anchored and stable prior to deploying the Trident probe. Once the Trident probe was inserted into the sediment simultaneous readings of temperature and conductivity were collected from both the subsurface probe and at a second location approximately 1 foot above the sediment interface. A pole-mounted Global Positioning System (GPS) was used to record the position of each sample location. A description of the sediment type was also recorded for each sample location. Sediment was qualitatively evaluated based on push resistance of the Trident probe, and/or visual observation of material on the probe after retrieval. The final report from Coastal Monitoring Associates is included in Appendix A.

The data were compiled and used to produce spatial maps indicating potential areas of groundwater discharge based on the temperature and conductivity readings. Figures 3-5 and 3-6 in Appendix A graphically show the conductivity and temperature distributions, respectively. These data were used by the field team in consultation with Coastal Monitoring scientists to determine locations for pore water sampling. In general, the Trident probe data indicated a more prevalent groundwater

discharge signature nearer the shore on both sides of FMC and less evidence of discharge in the central portion of the channel. This is consistent with the conceptual site model which indicates that shallow groundwater would be moving towards and discharging into the surface water body from both sides of FMC. Based on this data it was decided that pore water collected along transects, in a manner similar to execution of the Trident probe temperature and conductivity sampling, would provide the best data to evaluate the impact of the MSA plume potentially discharging into FMC by providing chemical concentrations the full width of the creek adjacent to the identified plume. Transects T2, T4, and T6 were identified for collecting pore water samples.

The boat was then redeployed for collection of pore water for chemical analysis for VOCs and 1,4-dioxane. Once pore water sampling was initiated, however, difficulties were encountered. The sediments of FMC did not yield pore waters easily due to the high concentration of fine grain materials in the sediment matrix. In a few locations closer to the shoreline, a sand layer was present that yielded a larger volume of pore water but at most locations extraction of pore water was extremely time consuming. As it became obvious that sample volumes necessary for completion of 1,4-dioxane analysis would greatly limit the number of samples which could be collected, that analysis was eliminated from the program in preference to collecting VOC samples from a larger number of locations. Even with that change, only nine locations were completed within the time constraints on the project. The locations sampled included all of transects T2 and T4 and one location from T6 as shown in Figure 3-1.

At each of the locations a pore water sample was collected using a peristaltic pump from a location approximately 2 feet below the sediment water interface to a sample container on the boat. Prior to deployment, and in between stations, the Trident probe was properly cleaned and decontaminated in accordance with procedures described in the Work Plan. One equipment rinse blank and one trip blank were collected for quality assurance/quality control (QA/QC).

3.1.3 Phase I Laboratory Analysis

All pore water samples collected during Phase I were analyzed for VOCs. As discussed previously, analysis for 1,4-dioxane using EPA Method 8270C was abandoned during the field execution due to the small volume of pore water that was able to be collected. One trip blank and

one equipment rinse blank (QA/QC) was also collected during the Phase I sampling event. A summary of pore water analytical results is presented in Table 4-1. The Phase I investigation results are discussed in Section 4-1.

3.2 PHASE II INVESTIGATION

The Phase II surface water and shallow sediment sampling were conducted at FMC based on the results of the Phase I Investigation (Tetra Tech, August 2007b) and an evaluation of historic tidal conditions and erosion characteristics of the MSA site. Multiple lines of evidence were used to identify appropriate sample locations for Phase II that would assist in characterizing potential transport of contaminants into FMC from discharge of groundwater and/or erosion of surface soils. Sample locations were selected to capture both coarser grained sediments close to shore as well as finer grained sediments from the central portion of the creek bed. Figure 3-2 illustrates the Phase II sample locations.

3.2.1 Phase II Investigation Approach

A total of 24 FMC locations were sampled in October-November 2007 as part of the Phase II investigation per work plan (Tetra Tech, August 2007c). To evaluate potential contributions from groundwater discharge into FMC at the south end of the known groundwater plume, six shallow sediment samples (FMC-3 through FMC-8) were collected in this area to determine if volatile organic compounds (VOCs) were detectable in the creek sediments. Collocated surface water samples were collected at alternating locations to determine surface water concentrations above the sediment interface.

Significant filling has occurred over a portion of the MSA site, predominantly at the north end of the known VOC plume area. This area was once open water connected to FMC but was filled sometime in the late 1950's or 1960's. The nature of the fill has not been determined in detail but this area is affected by elevated concentrations of chlorinated solvents in groundwater. The filled area is identified on Figure 3-2. Phase II sampling included three transects (FMC-9 through FMC-17) of sample locations in FMC directly east of this area to evaluate whether direct filling or surface runoff has impacted this portion of the creek.

Shallow sediments were collected at each location and collocated surface water samples were collected at every other location. The central portion of the VOC-impacted area of the MSA site does not appear to have been filled as significantly as the North, although some materials such as large concrete blocks are present in the steeper parts of the slope leading to FMC. Two transects were sampled in this area (FMC-18 through FMC-23) with sediment samples collected at each location and surface water samples collected at alternating locations.

Three additional surface water and sediment sample locations were collected upstream, downstream and across FMC from MSA to provide background data. This data (FMC-24 through FMC-26) was used as a basis of comparison to compound concentrations which may be reported in samples closer to the area of concern.

3.2.2 Phase II Sampling Methodology

Sampling began on October 30, 2007 and was completed on November 1, 2007. Sampling was performed during periods of both rising and falling tides (Table 3-1). All sampling locations were accessed by the use of a small boat. At each transect, the boat was anchored from the bow and stern allowing movement from one sampling location to another on each transect through the tightening and releasing of the appropriate line. The boat was allowed to stabilize prior to the performance of sampling and the collection of field data. Once stable, a handheld Global Positioning System (GPS) was used to determine the position of each sample location and the information recorded into the project field log (Table 3-2).

Following collection of the GPS data, water quality measurements were taken at each transect using a Horiba U-10 Water Quality Checker. Water quality measurements recorded included pH, conductivity, and dissolved oxygen (Table 3-3). Surface water samples were collected from approximately every second sampling location. Water was collected through inert Tygon® tubing using a peristaltic pump from approximately one-foot above the sediment-surface water interface. The Tygon® tubing was replaced prior to collection of each sample. A 0.45 micron inline filter was used for surface water sample collection. All surface water samples were collected using dedicated and disposable sampling equipment.

Sediment samples were collected as grab samples using a decontaminated stainless steel ponar dredge. The ponar dredge was utilized to collect shallow sediment samples from the top 6 inches of sediment. Upon sample retrieval, the initial sample volume was placed within the VOC sample container until no headspace remained. The remaining sample volume was then homogenized and placed within the other pre-cleaned sample containers supplied by the analytical laboratory. The sediment samples were visually characterized for lithology, color, sorting, grain size, and other pertinent characteristics (Table 3-2).

The stainless steel ponar dredge was decontaminated between sample locations according to the following procedure:

- Loose sediment was brushed off with a bristle brush.
- Equipment was then washed in a non-phosphate detergent solution using plastic scrub brushes.
- The equipment was then rinsed with distilled water and allowed to air dry.

3.2.3 Phase II Laboratory Analyses

All sediment and surface water samples collected during Phase II were analyzed for VOCs using EPA Method 8260B, SVOCs using EPA Method 8270C, total priority pollutant metals using EPA Method 6020, and PCBs using EPA Method 8082. For surface water, dissolved priority pollutant metals were analyzed using EPA Method 6020B, and total and dissolved mercury were analyzed using EPA Method 7470A. In sediment, mercury was analyzed using EPA Method 7471A.

Half of the sediment samples collected during Phase II were analyzed for perchlorate using EPA Method 314, organotin using EPA Method OR560 and hexavalent chromium using EPA Method 7196A. Sediment samples were also analyzed for percent moisture. Trip Blanks and temperature blanks were submitted for QA/QC purposes. Analysis was conducted on a standard fifteen day turnaround time. Chain of custody (COC) protocol was used and copies of the completed COCs are included in Appendix B.

3.3 PHASE III INVESTIGATION

The Phase III investigation (Tetra Tech, July 2008a) included surface water and deep sediment sampling at FMC based on the results of the Phase I Investigation (Tetra Tech, June 2007b), the Phase II Investigation (Tetra Tech, August 2008) and an evaluation of historic tidal conditions and erosion characteristics of the MSA site.

The Phase III Investigation was performed to investigate whether contaminants identified in groundwater, surface water and shallow sediments at the site had impacted deeper sediments beneath FMC. In addition, sediment samples were collected farther upstream and downstream to provide a more "regional" indication of chemical concentrations in FMC.

3.3.1 Phase III Investigation Approach

All existing data (previous and ongoing investigations) was considered to identify appropriate sample locations for Phase III of the investigation. Additional sediment sampling was conducted at depths of 0-1 feet and 1-2 feet below the sediment/surface water interface at locations where the Phase II investigation showed a potential for the presence of environmental impacts. Additionally, data was collected to evaluate contaminant concentrations in surface water and sediment within the broader FMC watershed east of the MSA property. Figure 3-3 illustrates the Phase III sample locations.

3.3.2 Phase III Sampling Methodology

Sampling began on July 29, 2008 and was completed on July 31, 2008. Sampling was performed during periods of both rising and falling tides (Table 3-3). All sampling locations were accessed by the use of a small drilling barge provided by Normandeau Associates of Stowe, PA. The barge was allowed to stabilize prior to the performance of sampling and the collection of field data. Once stable, a handheld GPS was used to determine the position of each sample location and the information recorded on field data sheets (Appendix C). As shown in Figure 3-3, sediment samples were collected at 10 locations adjacent to the MSA (FMC-9, FMC-10, FMC-12, FMC-13, FMC-15, FMC-16, FMC-18, FMC-19, FMC-21, and FMC-22). Each location was cored, with

sediment samples collected from depths of 0-1 foot and 1-2 feet below the sediment/surface water interface. Surficial (top six inches of sediment) samples were previously collected during the Phase II Investigation. A total of 20 sediment samples were collected from this area and submitted for analysis. The sediment samples were collected in four-inch stainless steel vibracore sampling tubes fitted with an acetate liner. Based on sediment characteristics (resistance), the vibracore sampling tube was advanced either manually or by the use of the vibrating head.

As illustrated in Figure 3-3, sediment samples were also collected from seven locations in Upper FMC (FMC-27, FMC-28, FMC-29, FMC-30, FMC-31, FMC-32, and FMC-33). Four samples were collected at locations along the upper reaches of FMC also known as Gar Gut (FMC-27, FMC-28, FMC-29, and FMC-33). These sample locations were selected with a bias towards areas that received stormwater runoff north (upstream) of Gar Gut, and areas of observed creek bank erosion. Samples were also collected from background/reference areas (Figure 3-3). This included locations in the northeastern reach of FMC (FMC-30, FMC-31, and FMC-32) as well as south and east of the MSA (FMC-34, FMC-35, FMC-36). A total of 10 locations were sampled. Surficial sediment samples were collected at each of these locations. If the surficial sediment was too loose to be held in a coring tube, samples were collected using a stainless steel ponar dredge (FMC-27, FMC-28, FMC-30, FMC-32, FMC-33, and FMC-35). All of these locations were also cored and sediment samples collected from depths of 0-1 foot and 1-2 feet below the sediment/surface water interface. A total of 30 sediment samples were collected during Phase III from Upper FMC and reference locations and submitted for analysis.

Based on the stability of the sediment, some samples were processed on the water while others were transported to shore for processing. Upon sample retrieval, the initial sample volume was placed within the VOC sample container until no headspace remained. The remaining sample volume was then homogenized and placed within the other pre-cleaned sample containers supplied by the analytical laboratory. The sediment samples were visually characterized for lithology, color, sorting, grain size, and other pertinent characteristics. All information was recorded on field data sheets (Appendix C).

All reusable stainless steel sampling equipment including vibracore sampling tubes and ponar dredges were decontaminated between sample locations according to the following procedure:

- Loose sediment was brushed off with a bristle brush.
- Equipment was then washed in a non-phosphate detergent solution using plastic scrub brushes.
- The equipment was then rinsed with distilled water and allowed to air dry.

Five surface water samples were collected from areas in FMC that had not been previously sampled Two surface water samples were collected at locations in Gar Gut (FMC-27, FMC-28) and two surface water samples were collected at locations in the northeastern reach of FMC (FMC-30, FMC-32). The last surface water sample was collected southeast of MSA (FMC-36). These samples were collected to evaluate potential contaminant contributions from off-site sources (Figure 3-3).

Surface water was collected through inert Tygon® tubing using a peristaltic pump from approximately one-foot above the top of the sediment-surface water interface. The Tygon® Tubing was replaced prior to collection of each sample. A 0.45 micron inline filter was used to collect filtered surface water samples from each surface water sample location. All surface water samples were collected using dedicated and disposable sampling equipment. GPS coordinates were recorded for all sample locations.

3.3.3 Phase III Laboratory Analyses

All sediment and surface water samples collected during Phase III were analyzed for VOCs using EPA Method 8260B, polyaromatic hydrocarbons (PAHs) using EPA Method 8270B, total priority pollutant metals using EPA Method 6020/7000A and PCBs using EPA Method 8082. Surface water was analyzed for dissolved priority pollutant metals using EPA Method 6020/7000A. Trip blanks were also analyzed for VOCs (no other QA/QC samples were collected). Samples were analyzed with standard twenty-one day turnaround time. Samples were submitted to Test America Laboratories located in Pittsburgh, PA for analysis. Test America is accredited for the analyses performed as part of this investigation.

Submitted samples were identified as FMC Phase 3 (FMC-III), followed by a "SW" or "SED" prefix identifying the sample media, followed by a sequential numeric number identifying the sample location. Sediment samples collected over multiple horizons also were given an "A, B, or C" suffix denoting depth with A being 0 to 6 inches (surface), B being 6 inches to 1 foot, and C being 1 foot to 2 feet. An example would be FMC-III-SED-01 for a sediment sample collected from location No. 1. Trip blanks were labeled with a "TB" prefix followed by the blank's six digit submittal date (e.g., TB-051005).

Proper sample handling custody procedures were followed throughout all phases of sample collection and handling. Sample handling included the transport of sediment cores from the water to land for processing, considerations concerning the selection of sample containers, preservatives, allowable holding times and analyses requested. COC protocol was used and copies of the completed COCs are included in Appendix C. Samples were released under signature to personnel from Test America's Baltimore satellite office for shipment to the laboratory. All coolers used to ship collected samples were sealed with strapping tape and a tamper proof custody seal.

TABLE 3-1

TIDAL RANGE DURING SAMPLING
FROG MORTAR CREEK PHASE II, SURFACE WATER AND SHALLOW SEDIMENT INVESTIGATION
MARTIN STATE AIRPORT
LOCKHEED MARTIN, MIDDLE RIVER, MARYLAND

For Tuesday, October 30, 2007		NEXT DAY
NOTE: NOT FOR NAVIGATION		
TIME	**TIDE HEIGHT**	**TIDE**
6:27 AM EDT	0.46 feet	Low Tide
11:04 AM EDT	1.14 feet	High Tide
4:50 PM EDT	0.08 feet	Low Tide

For Wednesday, October 31, 2007		NEXT DAY
NOTE: NOT FOR NAVIGATION		
TIME	**TIDE HEIGHT**	**TIDE**
12:03 AM EDT	2.04 feet	High Tide
7:26 AM EDT	0.49 feet	Low Tide
12:05 PM EDT	1.13 feet	High Tide
5:55 PM EDT	0.17 feet	Low Tide

For Thursday, November 1, 2007		NEXT DAY
NOTE: NOT FOR NAVIGATION		
TIME	**TIDE HEIGHT**	**TIDE**
1:05 AM EDT	1.89 feet	High Tide
8:24 AM EDT	0.50 feet	Low Tide
1:09 PM EDT	1.15 feet	High Tide
7:09 PM EDT	0.26 feet	Low Tide

TABLE 3-2

WATER QUALITY MEASURMENTS
FROG MORTAR CREEK PHASE II INVESTIGATION
MARTIN STATE AIRPORT
LOCKHEED MARTIN, MIDDLE RIVER, MARYLAND

Sample Location	Date	Latitude (Deg N)	Longitude (Deg W)	pH	Cond. (mS/cm)	DO (mg/L)	Sediment Type
FMC-3		39°1926.450	76°2415.524	7.14	15	10.27	Brown sand F/M grain wet
FMC-4		39°1926.616	76°2415.490				Brown sand F/M grain shells wet
FMC-5		39°1926.971	76°2415.528	7.22	14.9	9.89	Brown sand F/M grain shells wet
FMC-6		39°1926.396	76°2415.108				Brown sand F/M grain shells wet
FMC-7		39°1926.890	76°2415.069	7.19	14.9	9.93	Brown sand F/M grain shells wet
FMC-8		39°1926.908	76°2414.597				Brown sand F/M grain shells wet
FMC-9		39°1938.918	76°2428.225	6.65	15.1	12.73	Olive-brown to black silt trace root matter/organics wet
FMC-10		39°1939.299	76°2427.592	6.41	15	12.79	Olive-brown to black silt trace root matter/organics wet
FMC-11		39°1939.578	76°2426.625	6.23	15.3	12.86	Olive-brown to black silt trace root matter/organics wet
FMC-12		39°1937.611	76°2426.608	6.73	15.2	11.63	Olive-brown to black silt trace root matter/organics wet
FMC-13		39°1937.961	76°2425.790	6.77	15.2	11.86	Olive-brown to black silt trace root matter/organics wet
FMC-14		39°1938.076	76°2425.153				Olive-brown to black silt trace root matter/organics wet
FMC-15		39°1935.412	76°2425.590				Olive-brown to black sand F/M grain poorly sorted trace root matter wet
FMC-16		39°1935.520	76°2425.408	5.72	14.6	10.10	Olive-brown to black sand F/M grain poorly sorted trace root matter wet
FMC-17		39°1935.627	76°2424.876				Transitional environment sand but increased silt content
FMC-18		39°1932.796	76°2423.680	6.17	14.8	10.01	Olive-brown to black silt trace root matter/organics wet
FMC-19		39°1933.287	76°2423.279				Olive-brown to black silt trace root matter/organics wet
FMC-20		39°1933.563	76°2422.872	6.48	14.7	11.31	Olive-brown to black silt trace root matter/organics wet
FMC-21		39°1930.413	76°2421.654				Olive-brown to black sand F/M grain poorly sorted trace root matter wet
FMC-22		39°1930.947	76°2421.468	6.84	14.7	11.40	Olive-brown sand F/M grain poorly sorted trace root matter wet
FMC-23		39°1931.335	76°2421.270				Brown sand F/M grain wet
FMC-24		39°1944.108	76°2426.323	6	15	13.56	Olive-brown to black silt trace root matter/organics wet
FMC-25		39°1931.783	76°2410.103	7.18	15.3	9.80	Brown sand F/M grain shells wet
FMC-26		39°1924.306	76°2408.876	6.99	15.4	9.51	Brown sand F/M grain shells wet

FMC - Frog Mortar Creek
Deg N - Degrees North
Deg W - Degrees West

Cond.- Conductivity
mS/cm - milli- Siemens per centimeter
DO - Dissolved Oxygen

mg/L - milligrams per liter
F/M - fine to medium

TABLE 3-3

TIDAL RANGE DURING SAMPLING
FROG MORTAR CREEK PHASE III, DEEP SEDIMENT INVESTIGATION
MARTIN STATE AIRPORT
LOCKHEED MARTIN, MIDDLE RIVER, MARYLAND

For Tuesday, July 29, 2008

NOTE: NOT FOR NAVIGATION

TIME	TIDE HEIGHT	TIDE
5:13 AM EDT	2.31 feet	High Tide
12:46 PM EDT	0.65 feet	Low Tide
5:09 PM EDT	1.20 feet	High Tide
10:55 PM EDT	0.26 feet	Low Tide

For Wednesday, July 30, 2008

NOTE: NOT FOR NAVIGATION

TIME	TIDE HEIGHT	TIDE
6:14 AM EDT	2.31 feet	High Tide
1:36 PM EDT	0.60 feet	Low Tide
6:13 PM EDT	1.29 feet	High Tide

For Thursday, July 31, 2008

NOTE: NOT FOR NAVIGATION

TIME	TIDE HEIGHT	TIDE
12:04 AM EDT	0.27 feet	Low Tide
7:11 AM EDT	2.28 feet	High Tide
2:21 PM EDT	0.56 feet	Low Tide
7:14 PM EDT	1.40 feet	High Tide

FIGURE 3-1
TRIDENT SAMPLE LOCATIONS
MARTIN STATE AIRPORT, MIDDLE RIVER, MARYLAND



K:\Gproject\MartinSTAirport\CAD\Trident_TCE_GW_Parallel.dwg

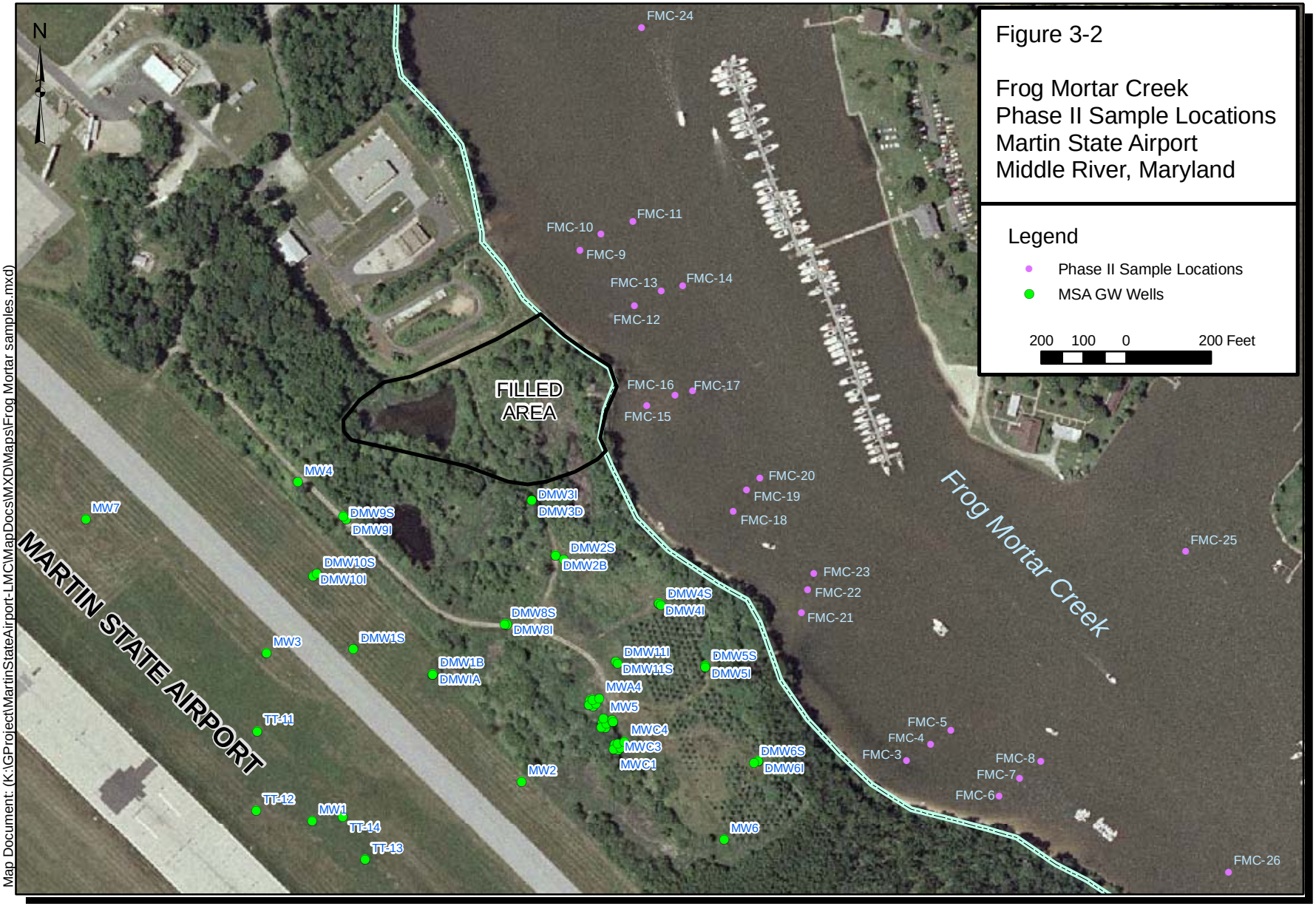
Figure 3-2
Frog Mortar Creek
Phase II Sample Locations
Martin State Airport
Middle River, Maryland
Legend
Phase II Sample Locations
MSA GW Wells
200 100 0 200 Feet
N
FMC-24
FMC-11
FMC-10
FMC-9
FMC-13
FMC-14
FMC-12
FILLED AREA
FMC-16
FMC-17
FMC-15
MW4
MW7
DMW3I
DMW3D
DMW9S
DMW9I
FMC-20
FMC-19
FMC-18
DMW2S
DMW2B
DMW10S
DMW10I
FMC-25
FMC-23
FMC-22
FMC-21
DMW4S
DMW4I
DMW8S
DMW8I
MARTIN STATE AIRPORT
Frog Mortar Creek
MW3
DMW1S
DMW11I
DMW11S
DMW5S
DMW5I
DMW1B
DMW1A
MWA4
MW5
TT-11
FMC-5
FMC-4
MWC4
MWC3
MWC1
FMC-3
DMW6S
DMW6I
FMC-8
FMC-7
MW2
FMC-6
TT-12
MW1
TT-14
TT-13
MW6
FMC-26
Map Document: (K:\GProject\MartinStateAirport-LMC\MapDocs\MXD\Maps\Frog Mortar samples.mxd)

Figure 3-3

Frog Mortar Creek
Phase III Sample Locations
Martin State Airport
Middle River, Maryland

Legend

Phase III Sample Locations

MSA GW Wells

0 125 250 500 Feet

N

FMC-27
FMC-28
FMC-29
FMC-30
FMC-31
FMC-32
FMC-33
FMC-34
FMC-35
FMC-36
FMC-10
FMC-09
FMC-13
FMC-12
FMC-16
FMC-15
FMC-19
FMC-18
FMC-22
FMC-21

FILLED AREA

MW14
MW15
MW16
MW17
MW18
MW7
MW4
MW26
DMW9S
DMW3I
RW1
OW1
MW20
DMW4S
DMW4I
MW25
MW22
MW21
DMW1S
DMW1B
DMW8I
DMW8S
DMW11I
DMW11S
DMW5I
DMW5S
DMW1A
MW5
MWC4
MWC3
MWC2
TT-11
MW23
MW19
MW2
DMW6I
DMW6S
MW1
TT-12
MW24
MW6

MARTIN STATE AIRPORT

Frog Mortar Creek

Map Document: (K:\GProject\MartinStateAirport-LMC\MapDocs\MXD\Maps\Phase III Frog Mortar samples Tabloid.mxd) 10/6/2008 -- 10:21:13 AM

Section 4
Investigation Results

4.1 PHASE I INVESTIGATION RESULTS

The Trident probe was used to map contrasts of temperature and conductivity at the groundwater-surface water interface which was in turn used to identify possible groundwater discharge areas in FMC. The Trident probe collected data at the 25 locations presented in Figure 3-1. A detailed report (Coastal Monitoring Associates, LLC) including tabular results of the conductivity and temperature measurements, discussion of the conductivity and temperature ranges detected, and conductivity and temperature mapping is presented in Appendix A. Data tables presenting the analytical results are presented in Appendix D, Table 1 shows all data while Table 4-1 shows all detected compounds. All sampling data was fully validated. The data validation report is presented in Appendix E.

In summary, the lowest conductivity readings in subsurface sediment porewater were concentrated along the shorelines, both on the MSA side (northernmost transects) and along the eastern shoreline of FMC. Higher subsurface conductivities were more often found along the central portion of the creek and along the southernmost transects along the MSA shoreline. Surface water conductivities remained fairly constant over the sampling area.

In regards to temperature, the warmest subsurface temperature zones were located primarily along the MSA shoreline and in a small zone in the northernmost section of the sampling area along the eastern shoreline. The remaining stations along the eastern FMC shoreline showed cooler subsurface temperatures. The subsurface temperatures along the central portion of the creek were generally moderate to cool relative to the rest of the site. As expected, subsurface temperatures were warmer than surface water temperatures.

Based on the subsurface conductivity and temperature mapping, several potential groundwater discharge zones were identified. Areas of low subsurface conductivity and high subsurface temperature were primarily observed along the northern portion of the MSA shoreline and toward the northernmost extent of the eastern shoreline. These areas were identified to have the highest potential for groundwater discharge. These are areas of shallower water depths and sandier soils as compared to the conditions detected in the central portion of the creek where finer grained sediments prevailed.

Pore water sample locations were targeted based on the Trident probe data. Field execution of pore water sampling, however, was greatly restricted by the difficulty in obtaining sufficient quantities of water in a reasonable timeframe. Transect T2 and T4 were selected for pore water sampling as these transects were located within the boundaries of the known plume emanating from the MSA shoreline. Transect T6 is located to the south of the known VOC groundwater plume but is in the regional downgradient direction and could be within a mixing zone of groundwater moving from both directions into FMC. Only one sample was completed in Transect 6 before the project duration expired. Pore water was collected at a depth of approximately 2 feet below the sediment surface.

Analytical results from the porewater sampling are presented in Appendix D. Table 4-1 presents a summary of positively detected compounds. In general, chlorinated solvents were largely not detected at any location in transects T2 and T4 other than trace concentrations of trichloroethene at locations 6 and 8 in Transect T2. These results generally do not support the conceptual site model where shallow groundwater would be expected to be discharging to FMC at concentrations of decreasing magnitude moving across (e.g. east) FMC. The one sample location that did contain significant concentrations of chlorinated VOCs was the sample (Transect T6 - Sample Location 21) collected along the southern extent of the MSA shoreline. Most significantly, 174 µg/L of trichloroethene and 28.7 µg/L of cis 1,2-dichloroethene were detected in the pore water sample collected from this location. This southern transect is south of the groundwater plume and the discharge to FMC may be resulting from a downgradient deflection of the plume in the mixing zone beneath the creek.

Based on these conclusions it was recommended that the Phase II Investigation focus on characterizing potential transport of contaminants into FMC from discharge of groundwater and also from potential erosion of surface soils.

4.2 PHASE II INVESTIGATION RESULTS

The initial evaluations of the analytical data from surface water and sediment samples focused on potential spatial relationships between the location of the contaminated groundwater plume at MSA and sample locations in FMC. The results were also examined for similarities or differences between samples collected at site locations (i.e. adjacent to MSA) and those collected from background locations (i.e. collected upstream, downstream and across FMC from MSA). Surface water and co-located sediment sample results were compared for similarities in chemicals detected to assist in developing an understanding of potential source, transport, and migration of contaminants. All sampling data was fully validated. Appendix F contains Phase II data tables and the data validation report is presented in Appendix G.

To evaluate the potential for risk to human health, sediment concentrations were compared to EPA risk-based screening levels maintained by the Oak Ridge National Laboratory (ORNL, 2008). The ORNL values are conservative chemical-specific concentrations for individual contaminants that if exceeded may warrant further investigation. To evaluate the potential for ecological risk, sediment concentrations were also compared to consensus-based sediment quality guidelines (MacDonald, 2000). The Probable Effects Concentration screening guideline represents the concentration of an individual contaminant in sediment above which toxicity is frequently observed. If the probable effects concentration is exceeded, further investigation may be warranted.

Surface water data were compared to EPA's national recommended water quality criteria for the protection of aquatic life (USEPA, 2006). EPA typically provides two values including the Criteria Maximum Concentration which is an estimate of the highest concentration of a material in surface water to which an aquatic community can be exposed briefly without resulting in an unacceptable effect (Acute) and, the Criterion Continuous Concentration which is an estimate of

the highest concentration of a material in surface water to which an aquatic community can be exposed indefinitely without resulting in an unacceptable effect (Chronic).

4.2.1 Surface Water

VOCs were detected frequently in surface water samples. Table 4-2 illustrates the positive detections for Phase II surface water samples while Table 4-3 contains summary statistics for the data. Concentrations of acetone and chloromethane detected near-site were comparable to the concentrations in background samples. Concentrations of cis-1,2-dichloroethene, trichloroethene, and vinyl chloride were higher in the near-site surface water samples than they were in the background samples. The highest concentrations of VOCs were detected in sample FMC-16 which is located adjacent to the fill area. SVOCs were detected infrequently in surface water samples with the exception of phenanthrene. Detected concentrations of phenanthrene were higher in the near-site samples than they were in the background samples. PCBs were not detected in the near-site surface samples but Aroclor-1254 was detected in one background surface water sample. Concentrations of metals were comparable in the near-site and background surface water samples with the exception of lead. Lead was detected in the near-site unfiltered samples but was not detected in the near-site filtered sample or any of the background samples. In general, concentrations of metals in the unfiltered samples were comparable to those in the filtered samples. This indicates that most metals are primarily present in a dissolved state and not adsorbed to material suspended in the water column.

The following chemical-specific observations were made for the surface water results:

<u>VOCs</u>

- The highest concentrations of VOCs were detected in sample FMC-16 which is located adjacent to the fill area. The maximum detected concentrations of cis-1,2-dichlorothene, trichloroethene, and vinyl chloride were all found at this location.

- Cis-1,2-dichlorothene was detected in all near-site surface water samples with the exception of FMC-20. The highest concentrations of cis-1,2-dichlorothene were detected at sample locations FMC-12, FMC-13, and FMC-16. Cis-1,2-dichlorothene was not detected in any background samples.

- Trichloroethene was detected in all near-site surface water samples and one background sample (FMC-24). The highest concentrations of trichloroethene were detected at sample locations FMC-12, FMC-13, and FMC-16.

- Vinyl chloride was detected in five surface water samples adjacent to the fill area. The highest concentrations of vinyl chloride were detected at sample locations FMC-12, FMC-13, and FMC-16. Vinyl chloride was not detected in any background samples.

- Acetone and chloromethane were detected in eight surface water samples.

- Acetone was detected in all three background samples.

- Chloromethane (FMC-26) and trichloroethene (FMC-24) were each detected once in background surface water samples.

- Overall concentrations of acetone and chloromethane were similar in the near-site and background samples. Concentrations of trichloroethene in near-site samples were higher than that detected in FMC-24.

- No EPA ambient water quality criteria are available for VOCs. EPA Region III freshwater screening benchmarks were available for all VOCs except chloromethane. All detected VOC concentrations were lower than the EPA Region III screening benchmarks.

SVOCs

- Bis(2-ethylhexyl)phthalate, butyl benzyl phthalate, dibenzofuran, and 13 PAHs were detected in the near-site surface water samples. Bis(2-ethylhexyl)phthalate, butyl benzyl phthalate, diethyl phthalate, and phenanthrene were detected in the background surface water samples.

- Concentrations of bis(2-ethylhexyl)phthalate and butyl benzyl phthalate in near-site surface water samples were less than those detected in the background samples.

- Eight PAHs were detected in only one surface water sample (FMC-22).

- Phenanthrene was the most frequently detected SVOC in surface water samples.

- Concentrations of phenanthrene in near-site samples were higher than those detected in background samples.

- No EPA ambient water quality criteria are available for SVOCs. EPA Region III freshwater screening benchmarks were available for all SVOCs except benzo(b)fluroanthene, benzo(g,h,i)perylene, benzo(k)fluoranthene, carbazole, chrysene, dibenzo(a,h)anthracene, and ideno(1,2,3-cd)pyrene. All detected SVOC concentrations were much lower than the EPA Region III screening benchmarks.

PCBs

- PCBs were not detected in the near-site surface water samples.
- Aroclor-1254 was detected in one background surface water sample (FMC-26).

- The concentration of Aroclor-1254 at FMC-26 (0.42 µg/L) exceeded the EPA chronic guideline (0.014 µg/L).

Metals

- Seven metals were detected in the near-site unfiltered surface water samples and six metals were detected in the near-site filtered surface water samples.
- Six metals were detected in the background unfiltered and filtered surface water samples.
- Lead was detected in 10 near-site unfiltered surface water samples but was not detected in the filtered near-site samples or unfiltered and filtered background samples.
- Arsenic, chromium, copper, nickel, selenium, and zinc were detected in all the unfiltered and filtered near-site and background surface water samples.
- Overall concentrations of metals in the unfiltered samples were comparable to those in the filtered samples indicating the presence of dissolved metals as opposed to being adsorbed to suspended material in the water column.
- Concentrations of metals in near-site samples were comparable to those detected in the background samples.
- Selenium exceeded the EPA chronic guideline (5 µg/L) in 100% of the samples both filtered and unfiltered.

4.2.2 Sediment

Concentrations of contaminants in sediment were similar between background locations and site locations. Table 4-4 shows all of the positively detected results while Table 4-5 contains summary statistics for the sediment data. Most metals were detected at higher concentrations in the background samples than in the samples collected offshore from the MSA site. While some metals had maximum concentrations in site samples, overall the average concentrations for metals were greater in background samples. Hexavalent chromium was not detected in either background or site samples. Aroclor-1254 and -1260 were rather ubiquitous with the samples collected at the site being within the range of background concentrations. Aroclor-1221, -1232, and -1248 were detected in one sample each at the site and not in background samples. SVOCs detected at the site were found in concentrations similar to the background ranges. SVOCs concentrations that exceeded the corresponding background concentrations were less than one order of magnitude higher. The highest site-related SVOC concentrations were found adjacent to the former filled area in a rectangular area bounded by samples FMC-9, FMC-11, FMC-15, and FMC-17.

VOCs (acetone, cis-1,2-dichloroethene, and methylene chloride) were detected at low concentrations in the FMC sediment. Cis-1,2-dichloroethene was detected in two site samples but not in the background samples. The samples containing cis-1,2-dichloroethene were collected at locations FMC-15 and FMC-16 which are within the approximate lateral boundary of VOC-contaminated groundwater.

The following chemical-specific observations were made for the sediment results:

VOCs

- Cis-1,2-dichlorothene was detected in two samples (FMC-15 and FMC-16) adjacent to the filled area. No other VOCs were detected in the samples containing cis-1,2-dichlorothene. FMC-15 and FMC-16 are located within the approximate lateral boundary of the VOC impacted groundwater plume.

- Acetone (FMC-10) and methylene chloride (FMC-9 and FMC-12) were detected in samples adjacent to the filled area. Acetone and methylene chloride were also detected in samples FMC-7 and FMC-8 and two of the three background samples (FMC-25 and FMC-26).

- The highest concentrations of methylene chloride and cis-1,2-dichlorothene were detected in the samples collected adjacent to the filled area.

- No VOC exceeded applicable screening levels in sediment.

SVOCs

- Twenty-eight SVOCs were detected in the site samples and 25 SVOCs were detected in the background samples.

- Overall the concentrations of SVOCs in near-site samples were higher than those in the background samples although by less than an order of magnitude.

- SVOC concentrations were highest in the samples collected near the filled area.

- Benzo(A)Pyrene was detected at concentrations in excess of the ORNL screening level (150 µg/kg) in 16 of 24 samples. Concentrations exceeding the PEC ranged from 230 µg/kg to 510 µg/kg. The mean concentration of all positive detects was 253 µg/kg. The highest concentration (510 µg/kg) was detected in sample FMC-9. This sample is located northeast of the fill area at MSA.

PCBs

- Arcolor-1254 and -1260 were detected in 17 of 21 samples and in all three background samples at comparable concentrations.

- Aroclor-1221 (FMC-12), -1232 (FMC-13), and -1248 (FMC-13) were detected once each in near-site samples. These PCBs were not detected at background locations.

- No PCB exceeded applicable screening levels in sediment.

Metals

- Eleven metals were detected in the near-site and background samples.

- Overall the concentrations of metals in background samples were higher than the concentrations in near-site samples.

- Arsenic exceeded the ORNL screening value (4 µg/kg) in 16 of 24 samples. The mean concentration of all positive detects was 7.56 µg/kg. The highest concentration (15.8 µg/kg) was found at FMC-8 at the southern end of MSA.

- Copper exceed its PEC (149 µg/kg) in 14 of 24 samples. The mean concentration of all positive detects was 143 µg/kg. The highest concentration (271 µg/kg) was found at background location FMC-24 northeast of MSA.

- Chromium exceed its PEC (111 µg/kg) in 7 of 24 samples. The mean concentration of all positive detects was 74.2 µg/kg. The highest concentration (148 µg/kg) was found at FMC-19 east of MSA.

- Cadmium exceed its PEC (4.98 µg/kg) in 2 of 24 samples at FMC-8 (6.4 µg/kg) and FMC-19 (7.8 µg/kg) while nickel slightly exceeded its PEC (48.6 µg/kg) in one sample FMC-8 (52.8 µg/kg). The mean concentration of all positive detects for cadmium was 2.75-µg/kg. The mean concentration of all positive detects for nickel was 26 µg/kg.

Hexavalent Chromium

- Hexavalent chromium was not detected in samples collected adjacent to the filled area or in the background samples.

4.2.3 Comparison of Surface Water and Sediment Results

A comparison of surface and sediment results was performed to identify any apparent trends between contaminants found in both media. The following observations were made:

VOCs

- VOCs were detected more frequently in surface water than they were in sediment.

- Five VOCs were detected in surface water and three VOCs were detected in sediment.

- Acetone and cis-1,2-dichloroethene were the only VOCs detected in both surface water and sediment.

- Based on the presence of cis-1,2-dichloroethene in co-located surface water and sediment sample FMC-16, there may be a correlation between the VOCs detected in surface water and those detected in sediment adjacent to the filled area. The same correlation does not appear to exist at other FMC locations.

SVOCs

- SVOCs were detected more frequently in sediment than they were in surface water.

- Twenty-eight SVOCs were detected in sediment while only 16 SVOCs were detected in surface water.

- All the SVOCs detected in surface water were also detected in sediment.

- There does not appear to be a correlation between the SVOCs detected in surface water and those detected in sediment. Concentrations of SVOCs in sediment were highest in samples collected near the filled area while the concentrations of SVOCs in surface water were highest in the sample from location FMC-22 which is downstream (south) of this area.

PCBs

- PCBs were detected in sediment samples but were not detected in surface water samples.

Metals

- Metals were detected frequently in both surface water and sediment samples.

- Eleven metals were detected in sediment samples and seven metals were detected in surface water samples.

- There does not appear to be a correlation between metals detected in surface water samples and those detected in sediment samples.

The results of the Phase II investigation indicates that while there may not be a correspondence in results between co-located surface water and sediment samples, groundwater discharge appears to be impacting surface water and sediment in the area of samples FMC-9 through FMC-17. These locations are within the lateral boundaries of the contaminated groundwater plume and the known fill area. Lines of evidence that support this conclusion include:

- The highest concentrations of chlorinated VOCs were found in this area.

- Degradation products of chlorinated VOCs including cis-1,2-dichlorothene and vinyl chloride were only found in near-site samples.

- Chlorinated VOCs were detected in near-site samples more frequently and at higher concentrations than in background samples.

One metal and one PCB exceeded screening criteria in surface water, although this does not appear to represent a high level of potential risk. One PAH and several metals had sediment concentrations that exceeded screening levels. However, similar concentrations were also detected at background locations indicating a widespread occurrence of these contaminants.

Based on these conclusions it was recommended that the Phase III investigation focus on the areas where the highest concentrations of chlorinated VOCs were detected (i.e. in the area of samples FMC-9 through FMC-17) to further evaluate potential contaminant contributions of groundwater discharging into FMC.

4.3 PHASE III INVESTIGATION RESULTS

The evaluation of the analytical data from the Phase III sediment samples focused on the potential presence of chemicals associated with the groundwater plume at MSA in deeper (0-1 foot, 1-2 foot) sediment samples collected adjacent to, and east of, MSA. The sediment data was also evaluated to characterize the regional distribution of chemicals within sediment in the FMC system. Data from additional locations not previously sampled in Phase II were examined for similarities or differences between samples collected adjacent to MSA, and those collected from background/reference locations (i.e. collected upstream, downstream and across FMC from MSA). Surface water and co-located sediment sample results were also compared for similarities in chemicals detected to assist in developing an understanding of potential source, transport, and migration of contaminants. As with the Phase II data, results were compared to conservative screening levels to provide indications of the need for further evaluation. All sampling data was fully validated. Appendix H contains the Phase III data tables and the data validation report is presented in Appendix I.

4.3.1 Sediment

A table of the sediment positive detections is included in Tables 4-6 (organic chemicals) and 4-7 (inorganic chemicals). Summary statistics of the sediment analytical results are included in Table 4-8. Sediment concentrations were compared to both the ORNL risk-based screening levels and the MacDonald PECs. The following chemical-specific observations were made following a review of the FMC Phase III sediment results:

VOCs

- In general, chlorinated VOCs were detected more frequently adjacent to the MSA in the immediate area of the known groundwater contaminant plume and filled area. The highest numbers of VOCs were detected at FMC-15 and FMC-16 adjacent to the MSA. Individual VOCs were detected at other locations in FMC but only at very low frequencies (i.e., 1 in 50).

- The maximum concentrations of cis-1,2-dichloroethene (cis-1,2-DCE) (3200 µg/kg) and trichloroethene (TCE) (3200 µg/kg) were detected in sample FMC-16C (1-2 foot horizon) which is located east of the MSA fill area and within the area of surface sediment concern previously reported in Phase II. This horizon also contained 1,2,4-trichlorobenzene (75 µg/kg).

- The maximum concentrations of trans-1,2-dichloroethene (trans-1,2-DCE) (1.7 µg/kg) and vinyl chloride (32 µg/kg) were detected in sample FMC-16B (0-1 foot horizon). Cis-1,2-DCE (58 µg/kg) and TCE (2.3 µg/kg) were also detected. Trans-1,2-DCE and vinyl chloride were detected in this sample only.

- Cis-1,2-DCE (2600 µg/kg), TCE (910 µg/kg), and 1,2,4-trichlorobenzene (330 µg/kg) were also detected in sample FMC-15C (1-2 foot horizon) east of MSA, while cis-1,2-DCE (590 µg/kg) was detected in the shallower 0-1 foot horizon of sample FMC-15B.

- Cis-1,2-DCE was detected at much lower concentrations in samples FMC-21B (2.9µg/kg), FMC-21C (3.9 µg/kg), FMC-22B (5.4 µg/kg), and FMC-22C (5.3 µg/kg). FMC-21 and 22 are located on the southern end of the sample grid adjacent to and east of MSA within the area of potential groundwater plume impact.

- Carbon disulfide was only detected at one location FMC-21C (5.3 µg/kg).

- 2-butanone was only detected at FMC-27 (9.8 µg/kg) which is the northernmost sample location in Gar Gut.

- All detections of acetone and methylene chloride were B-qualified indicating blank contamination.

- No VOC exceeded applicable screening levels.

PAHs

- PAHs were detected in sediment throughout the FMC system however the highest concentrations were detected at sample location FMC-27C located at the northernmost end of Gar Gut. All maximum concentrations for PAHs were found at this location in the deeper (1-2 foot) horizon. Concentrations ranged from 490 µg/kg for naphthalene, to 56,000 µg/kg for fluoranthene.

- The maximum detected concentrations of PAHs at FMC-27 are much higher (4-19 times) than the mean of their positive detected concentrations in samples throughout the FMC system indicating a possible localized impact.

- PAHs exhibit a concentration gradient with decreasing concentrations moving south from FMC-27 to FMC-28 and FMC-29. The highest PAH concentrations in FMC-28 and FMC-29 are within the upper 0-1 foot horizon (FMC-28A, FMC-29A). The presence of the higher concentrations in this horizon may be indicative of more recent deposition when compared to FMC-27.

- When samples from Gar Gut (FMC-27, FMC-28, and FMC-29) are removed from the data, PAH concentrations are observed to be fairly consistent throughout the remaining FMC system including at background/reference locations.

- Benzo(a)Pyrene exceeded the ORNL screening value (150 µg/kg) in 36 of 50 samples. The mean of all positive detects was 1,379 µg/kg and the highest concentration (19,000 µg/kg) was detected at location FMC-III-27-C. This sample is the northernmost sample collected in Gar Gut.

- Dibenzo(a,h)Anthracene exceeded the ORNL screening value (150 µg/kg) in 21 of 50 samples. The mean of all positive detects was 442 µg/kg and the highest concentration (4,100 µg/kg) was detected at location FMC-III-27-C. This sample is the northernmost sample collected in Gar Gut.

- Anthracene exceeded its PEC (845 µg/kg) in 4 of 50 samples. Sample locations exceeding the screening value included FMC-III-27 and -28. The mean of all positive detects was 673 µg/kg and the highest concentration (6,400 µg/kg) was detected at location FMC-III-27-C. This sample is the northernmost sample collected in Gar Gut.

- Chrysene exceeded its PEC (1,290 µg/kg) in 4 of 50 samples. Sample locations exceeding the screening value included FMC-III-27 and -28. The mean of all positive detects was 1,604 µg/kg and the highest concentration (25,000 µg/kg) was detected at location FMC-II-7-C. This sample is the northernmost sample collected in Gar Gut.

- Fluoranthene exceeded its PEC (2,230 µg/kg) in 4 of 50 samples. Sample locations exceeding the screening value included FMC-III-27 and -28. The mean of all positive detects was 3,045 µg/kg and the highest concentration (56,000 µg/kg) was detected at location FMC-III-27-C. This sample is the northernmost sample collected in Gar Gut.

- Phenanthrene exceeded its PEC (1,170 µg/kg) in 4 of 50 samples. Sample locations exceeding the screening value included FMC-III-27 and -28. The mean of all positive detects was 1,261 µg/kg and the highest concentration (24,000 µg/kg) was detected at location FMC-III-27-C. This sample is the northernmost sample collected in Gar Gut.

- Pyrene exceeded its PEC (1,520 µg/kg) in 6 of 50 samples. Sample locations exceeding the screening value included FMC-III-27, -28, and -29. The mean of all positive detects was 2,247 µg/kg and the highest concentration (38,000 µg/kg) was detected at location FMC-III-27-C. This sample is the northernmost sample collected in Gar Gut.

PCBs

- PCBs were found in the majority of sediment samples with Arcolor-1254 in 20 of 50 samples and Aroclor-1260 detected in 30 of 50 samples. Aroclor-1216 was only detected in sample FMC-27B. PCB concentrations were higher at FMC-27 in comparison to all other samples including background.

- The highest concentrations of PCBs (Aroclor 1016, 1254, 1260) were all found at location FMC-27. Detected concentrations at this location included 40 µg/kg for Aroclor 1016 in FMC-27B and 1,700 µg/kg for Aroclor 1254 and 970 µg/kg for Aroclor 1260 in FMC-27C.

- The maximum detected concentrations of Aroclor-1254 and Aroclor-1260 at FMC-27 are six to seven times higher than the mean of their positive detected concentrations in samples throughout the FMC system.

- No PCB concentrations exceeded the screening level.

Metals

- All analyzed metals were found in the majority of the samples. Arsenic, chromium, copper, lead, nickel, and zinc were detected in all of the samples. The mean concentrations of metals were relatively consistent throughout FMC when compared by location i.e. Adjacent to the site (FMC-9 through FMC-22), Gar Gut (FMC-27, 28, 29, and 33), Upper FMC (FMC-30, 31, and 32), and background (FMC-34, 35, and 36).

- No hexavalent chromium was detected in any sample.

- The highest number of maximum detections (six of thirteen) was found in Upper FMC at sample location FMC-27 but, the highest mean metal concentrations (six of thirteen) were found near the site.

- While the highest zinc concentration was found in Gar Gut, the mean concentrations of zinc are comparable throughout FMC.

- Arsenic exceeded the ORNL screening value (4 µg/kg) in 33 of 50 samples. The mean of all positive detects was 6.69 µg/kg and the highest concentration (13.2 µg/kg) was detected

at location FMC-III-34-A. This sample is a background location east of MSA across FMC.

- Cadmium exceeded the PEC screening value (4.98 µg/kg) in 21 of 50 samples. The mean of all positive detects was 6.05 µg/kg and the highest concentration (26.8 µg/kg) was detected at location FMC-III-10-C. This sample is located to the northeast of the filled area at MSA.

- Chromium exceeded the PEC screening value (111 µg/kg) in 16 of 50 samples and exceeded the ORNL screening value (230 µg/kg) in 5 of 50 samples. The mean of all positive detects was 92.5 µg/kg and the highest concentration (342 µg/kg) was detected at location FMC-III-32-B. This sample is a background location located at the northeast fork of FMC across the creek from MSA.

- Copper exceeded the PEC screening value (149 µg/kg) in 10 of 50 samples. The mean of all positive detects was 85.7 µg/kg and the highest concentration (338 µg/kg) was detected at location FMC-III-31-A. This sample is a background location located in the northeast fork of FMC across the creek from MSA.

- Lead exceeded the PEC screening value (128 µg/kg) in 7 of 50 samples. The mean of all positive detects was 63.9 µg/kg and the highest concentration (215 µg/kg) was detected at location FMC-III-32-B. This sample is a background location located in the northeast fork of FMC across the creek from MSA.

- Nickel exceeded the PEC screening value (48.6 µg/kg) in 2 of 50 samples. The mean of all positive detects was 24.4 µg/kg and the highest concentration (53 µg/kg) was detected at location FMC-III-32-B. This sample is a background location located in the northeast fork of FMC across the creek from MSA.

The results of the sediment sampling and analysis continue to demonstrate the influence of chlorinated solvents in groundwater upon sediment in FMC. As in the Phase II investigation, the highest concentrations of chlorinated compounds known to be associated with groundwater at MSA were detected in FMC sediments adjacent to the site (FMC-15, FMC-16, FMC-21, and FMC-22). The data continues to indicate a lack of significant impact for other constituents of concern including PCBs, SVOCs and metals.

The sediment sample results also indicated an area of sediment impact within the northern reaches of Gar Gut. The concentrations of PAHs and PCBs specifically at sample location FMC-27 but also at FMC-28 and FMC-29 indicate a potential for these chemicals entering Gar Gut via storm water runoff from north of Gar Gut and FMC. The presence of higher concentrations at depth in sample FMC-27 may indicate a longer history of receiving these compounds than at locations

south of it but these elevated concentrations at depth could also have resulted from greater deposition rates closer to a discharge point.

4.3.2 Surface Water

A table of the surface water positive detections is included in Table 4-9. Summary statistics of the five surface water samples analytical results are included in Table 4-10. Results were compared to EPA Ambient Water Quality Criteria. The following chemical-specific observations were made following a review of the FMC Phase III surface water results:

VOCs

- VOCs were detected infrequently in the surface water samples collected. Samples collected in Gar Gut had more VOCs present than those collected in the northern reaches of FMC while the southernmost sample (FMC-36) had only one VOC reported as blank-contamination.

- The highest numbers of VOCs in surface water were detected at FMC-27 at the northern end of Gar Gut including chloromethane, cis-1,2-DCE, toluene, and vinyl chloride.

- The maximum concentrations for cis-1,2-DCE (0.26 µg/L), and vinyl chloride (0.21 µg/L) were found at FMC-28 located southwest of FMC-27 in Gar Gut.

- Concentrations of cis-1,2-DCE, and vinyl chloride at FMC-27 were not very different from those at FMC-28; cis-1,2-DCE (0.24 µg/L), vinyl chloride (0.17 µg/L).

- Vinyl chloride was only detected in surface water at locations FMC-27 and FMC-28 in Gar Gut.

- Cis-1,2-DCE was detected in four of the five water samples. It was not detected at FMC-36 the southernmost sample location. Concentrations of cis-1,2-DCE were higher in the two samples collected in Gar Gut than in the other two locations FMC-30 (0.11 µg/L) which is the northeastern-most sample collected in FMC and serves as a reference/background location, and FMC-32 (0.16 µg/L) located in the northeastern part of FMC near its bifurcation with Gar Gut.

- Chloromethane was detected in two of the five sampling locations including one sample in Gar Gut (FMC-27), and one in the northeastern part of FMC (FMC-32). There was little difference in detected concentrations between locations.

- Acetone and TCE were B-qualified indicating blank contamination.

- No EPA ambient water quality criteria are available for VOCs. EPA Region III freshwater screening benchmarks were available for all VOCs except chloromethane. All detected VOC concentrations were lower than the EPA Region III screening benchmarks.

PAHs

- PAHs were detected in all five surface water samples.

- The highest PAH concentrations were found in samples collected in the northern reaches of FMC and Gar Gut. The lowest number of PAH detections was found in the southernmost sample FMC-36.

- Nine PAHs had their highest concentrations in surface water at sample FMC-28 while five other PAHs had their highest concentrations detected in sample FMC-30. Maximum PAH concentrations in surface water ranged from 0.079 µg/L for naphthalene, to 1.4 µg/L benzo(b)fluoranthene.

- Three PAH constituents, acenaphthene, acenaphthylene, and naphthalene were only detected in FMC-30.

- For the PAHs with maximum concentrations at FMC-28, the maximum detected concentrations are 1.1 to 2.5 times higher than the mean of their positive detected concentrations in samples throughout the FMC system.

- Benzo(g,h,i)perylene, dibenzo(a,h) anthracene, fluoranthene, and ideno(1,2,3-cd)pyrene were the most frequently detected SVOC in surface water samples. They were detected in all five samples

- No EPA ambient water quality criteria are available for PAHs. EPA Region III freshwater screening benchmarks were available for all PAHs except benzo(b)fluroanthene, benzo(g,h,i)perylene, benzo(k)fluoranthene, chrysene, dibenzo(a,h)anthracene, and ideno(1,2,3-cd)pyrene. All detected SVOC concentrations were lower than the EPA Region III screening benchmarks.

Metals

- Metal concentrations were for the most part consistent among all samples throughout the FMC system. Only lead and zinc demonstrated an increase in concentrations (almost two times) at the northernmost sample location (FMC-27) than at the other sample locations.

- In unfiltered surface water samples, the highest concentrations of antimony (0.76 µg/L), chromium (12.2 µg/L), lead (4.2 µg/L), nickel (3.4 µg/L) and zinc (26.4 µg/L) were detected at sample location FMC-27. The highest concentrations of arsenic (3.8 µg/L), copper (10.4 µg/L), were detected at FMC-30, while the highest concentration of selenium (10.3 µg/L) was detected at FMC-32. Except for antimony, these metals were detected in all surface water samples. Antimony was B-qualified in all samples except FMC-27.

- In filtered surface water samples, the highest concentrations of arsenic (3.9 µg/L), copper (7.2 µg/L), lead (1.8 µg/L), and nickel (2.9 µg/L) were detected in sample FMC-36. This sample location is the southernmost sample collected in FMC and serves as a reference/background location. The highest concentration of chromium in a filtered surface water sample was found at FMC-30 (16.1 µg/L), and for zinc at FMC-27 (12.3 µg/L). Antimony was only detected at FMC-27 (0.67 µg/L). Antimony was B-qualified in all samples except FMC-27.

- Except for zinc, overall concentrations of metals in the unfiltered samples are comparable to those in the filtered samples. This indicates the metals are most likely present in a dissolved state as opposed to being absorbed to suspended material in the water column. The concentration of zinc in the unfiltered samples is approximately two-times the concentration in the filtered samples except in sample FMC-36. The concentration of zinc in unfiltered sample FMC-27 is approximately two-times the concentrations found in the other samples.

- In unfiltered samples, five metals have their maximum concentrations at FMC-27 (antimony, chromium, lead, nickel, zinc) while in the filtered samples, only zinc has a maximum concentration at this location.

- All five samples had chromium concentrations that exceeded the EPA chronic guideline in both unfiltered and filtered samples. One sample FMC-III-SW-30 (16.1 µg/L) also slightly exceeded the acute value (16 µg/L).

- All five samples had selenium concentrations that exceeded the EPA chronic guideline in both unfiltered and filtered samples.

- Copper slightly exceeded its EPA chronic guideline (9 µg/L) in unfiltered sample FMC-III-30 (10.4 µg/L) and lead slightly exceeded its EPA chronic guideline (2.5 µg/L) in unfiltered sample FMC-III-27 (4.2 µg/L).

The results of the surface water sampling and analyses show elevated concentrations of VOCs, SVOCs, and metals in the Gar Gut area when compared to samples from the other locations in FMC. It is uncertain as to whether Gar Gut sediment or surface water runoff are serving as potential source(s) of these compounds. The northernmost reaches of Gar Gut may only be affected by runoff, limited tidal movement and little “flushing” as in other reaches of FMC. This may lead to limited distribution and dilution of these compounds from this area. The presence of chemical concentrations in excess of the screening benchmarks does not necessarily indicate the presence of unacceptable risk but indicates a possible need for further evaluation.

4.3.3 Comparison of Surface Water and Sediment Results

A comparison of collocated surface water and sediment VOC and PAH results was performed at the five Phase III locations where they were collected together to identify any apparent trends between contaminants found in both media. The following observations were made:

VOCs

- VOCs were detected more frequently in surface water than they were in sediment.
- Four VOCs were detected in surface water and two VOCs were detected in sediment.
- The same VOCs were not detected in any collocated surface water and sediment samples.

PAHs

- PAHs were detected at similar frequencies in sediment and surface water.
- Every PAH detected in surface water was also detected in its collocated sediment sample except for benzo(k)fluoranthene which was detected in surface water but not sediment at FMC-32.
- There appears to be a correlation between the PAHs detected in surface water and those detected in sediment in Gar Gut. Ten of fifteen PAHs had their highest concentrations in surface water in this area, while all sixteen PAHs detected in sediment had their maximum concentrations here.

The results of the Phase III Investigation validate the previous findings of the Phase II Investigation that groundwater discharge appears to be impacting surface water and sediment at locations adjacent to and east of MSA. These locations are within the lateral boundaries of the groundwater plume and known fill area at MSA.

Several metal and PAH concentrations exceeded applicable screening criteria throughout the FMC. Metal concentrations were consistent except for a localized elevation east of MSA (samples FMC-III-Sed-09, -10, -12, and -13). PAH concentrations were consistent except for a localized elevation at the northern part of Gar Gut (samples FMC-III-SED-27, and -28). Overall contaminant concentrations within FMC sediment do not appear to represent a high level of potential risk, however, areas with elevated contaminant concentrations may require further evaluation.

Several metal contaminant concentrations in surface water exceeded USEPA ambient water quality criteria. Concentrations of these metals were consistent in FMC and do not necessarily appear associated with known contaminant sources and do not appear to represent a high level of potential risk.

The analytical results from samples collected in Gar Gut indicated the presence of VOC, SVOC, PCB, and metal impacts to sediment and surface water in this area. The potential exists that storm water runoff (both currently and historically) has distributed these compounds to surface water and sediment in Gar Gut. When the surface water and sediment data from samples collected in Gar Gut are compared to samples from other FMC locations, it appears to indicate a localized source of contaminants not associated with known sources of contamination such as the groundwater plume and fill area at MSA or that typically found in a water body with a high volume of marine traffic.

TABLE 4-1

PHASE I SUMMARY OF POSITIVE DETECTS FOR PORE WATER
MARTIN STATE AIRPORT
LOCKHEED MARTIN, MIDDLE RIVER, MARYLAND

SAMPLE ID:	FMC-PW-T2-5	FMC-PW-T2-6	FMC-PW-T2-7	FMC-PW-T2-8	FMC-PW-T4-13	FMC-PW-T4-14	FMC-PW-T4-15	FMC-PW-T4-16	FMC-PW-T6-21
LABORATORY ID:	9677907004	9677907002	9677907006	9677907003	9677906003	9677906002	9677907005	9677906004	9677907001
SAMPLE DATE:	3/9/2007	3/9/2007	3/9/2007	3/9/2007	3/8/2007	3/8/2007	3/9/2007	3/8/2007	3/9/2007
VOLATILES (ug/l)									
1,1-DICHLOROETHENE	--	--	--	--	--	--	--	--	0.72 J
1,2-DICHLOROETHANE	--	--	--	--	--	--	--	--	0.47 J
2-BUTANONE	--	--	--	--	--	--	--	--	--
ACETONE	6.3 L	14.5 L	7.5 L	--	11.2 L	10.3 L	10.5 L	7.3 L	--
BROMODICHLOROMETHANE	--	--	--	--	--	--	--	--	--
BROMOFORM	--	--	--	--	--	--	--	--	--
CHLORODIBROMOMETHANE	--	--	--	--	--	--	--	--	--
CHLOROFORM	--	--	--	--	--	--	--	--	--
CIS-1,2-DICHLOROETHENE	--	--	--	0.77 J	--	--	--	--	28.7
METHYL TERT-BUTYL ETHER	1.3	0.35 J	0.77 J	--	0.85 J	0.86 J	0.96 J	1.1	--
METHYLENE CHLORIDE	--	--	--	--	--	--	--	--	0.32 J
TETRACHLOROETHENE	--	--	--	--	--	--	--	--	0.62 J
TETRAHYDROFURAN	--	--	--	--	--	--	--	--	--
TOTAL 1,2-DICHLOROETHENE	--	--	--	0.77 J	--	--	--	--	29.5
TRANS-1,2-DICHLOROETHENE	--	--	--	--	--	--	--	--	0.76 J
TRICHLOROETHENE	--	0.36 J	--	0.39 J	--	--	--	--	174
TRICHLOROFLUOROMETHANE	--	--	--	--	--	--	--	--	0.37 J
VINYL CHLORIDE	--	--	--	--	--	--	--	--	0.87 J

FMC - Frog Mortar Creek

ug/l - micrograms per liter.

J - Positive result is considered estimated as a result of technical noncompliance.

L - Positive result is considered biased low as a result of technical noncompliance.

-- Not detected.

TABLE 4-2

SUMMARY OF POSITIVE DETECTS FOR SURFACE WATER
FROG MORTAR CREEK PHASE II SURFACE WATER AND SHALLOW SEDIMENT INVESTIGATION
MARTIN STATE AIRPORT
LOCKHEED MARTIN, MIDDLE RIVER, MARYLAND

SAMPLE ID:	Federal Ambient Water Quality Standards		FMC 3	FMC 5	FMC 7	FMC 9	FMC 10	FMC 11	FMC 12	FMC 13
LABORATORY ID:			C7K020216011	C7K020216012	C7K020216013	C7K020216002	C7K020216003	C7K020216004	C7K020216005	C7K020216006
LOCATION:	Freshwater		FMC-03	FMC-05	FMC-07	FMC-09	FMC-10	FMC-11	FMC-12	FMC-13
SAMPLE DATE:	Acute	Chronic	10/31/2007	10/31/2007	10/31/2007	10/30/2007	10/30/2007	10/30/2007	10/30/2007	10/30/2007
TOTAL METALS (ug/l)										
ANTIMONY			0.26 B	0.26 B	0.24 B	0.26 B	0.26 B	0.27 B	0.24 B	0.22 B
ARSENIC	340	150	3.4	3.7	3.4	2.1	3.1	3.6	3.5	3.4
CADMIUM	2	0.25	--	0.13	--	0.12	0.12	--	--	--
CHROMIUM	16	11	3.4	3.4	3.5	2.9	2.8	3	3.6	3.7
COPPER	13	9	5.9	6.3	6.2	6.1	5.4	5.4	6.3	6.4
LEAD	65	2.5	1.2 L	1.1 L	1.1 L	1.7 L	1.1 L	1 L	1.7 L	1.4 L
MERCURY	1.4	0.77	--	0.056 B	--	--	--	0.058 B	0.057 B	--
NICKEL	470	52	2.4	2.3	2.4	2.4	2.5	2.4	2.7	2.5
SELENIUM		5	9.1	10.3	10.2	7.5	9.1	10.3	11.1	10.8
THALLIUM			--	--	--	0.022 B	0.023 B	--	--	--
ZINC	120	120	9.1	13.3	12.2	12.3	11.1	15.8	12.7	10.7
FILTERED METALS (ug/l)										
ANTIMONY			0.19 B	0.22 B	0.23 B	0.37 B	0.31 B	0.25 B	0.3 B	0.25 B
ARSENIC	340	150	2.4	2.9	3.2	3.7	1.8 K	3.4	3.7	4.2
CADMIUM	2	0.25	--	--	--	--	0.13	--	0.12	--
CHROMIUM	16	11	3.2	3.1	3.1	2.6	3.4	3.2	3.2	2.9
COPPER	13	9	3.4	4.1	3.6	2.9	3.4	3.4	3.1	3
LEAD	65	2.5	--	0.076 B	--	--	--	--	0.022 B	0.067 B
NICKEL	470	52	2.1	2.2	1.9 K	2.2	2.4	2.1	2.2	1.9 K
SELENIUM		5	11.1	11.5	12.3	12.7	9.1	10.8	12.3	13.9
THALLIUM			--	--	--	0.12 B	0.093 B	0.04 B	0.038 B	0.021 B
ZINC	120	120	5.5	7.9	8.2	7.5	7.2	7.1	7.1	7.6

TABLE 4-2

SUMMARY OF POSITIVE DETECTS FOR SURFACE WATER
FROG MORTAR CREEK PHASE II SURFACE WATER AND SHALLOW SEDIMENT INVESTIGATION
MARTIN STATE AIRPORT
LOCKHEED MARTIN, MIDDLE RIVER, MARYLAND

SAMPLE ID:	Federal Ambient Water Quality Standards		FMC 3	FMC 5	FMC 7	FMC 9	FMC 10	FMC 11	FMC 12	FMC 13
LABORATORY ID:			C7K020216011	C7K020216012	C7K020216013	C7K020216002	C7K020216003	C7K020216004	C7K020216005	C7K020216006
LOCATION:	Freshwater		FMC-03	FMC-05	FMC-07	FMC-09	FMC-10	FMC-11	FMC-12	FMC-13
SAMPLE DATE:	Acute	Chronic	10/31/2007	10/31/2007	10/31/2007	10/30/2007	10/30/2007	10/30/2007	10/30/2007	10/30/2007
PESTICIDES/PCBs (ug/l)										
AROCLOR-1254		0.014	--	--	--	--	--	--	--	--
SEMIVOLATILES (ug/l)										
BENZO(A)ANTHRACENE			--	--	--	--	--	--	--	--
BENZO(A)PYRENE			--	--	--	--	--	--	--	--
BENZO(B)FLUORANTHENE			--	--	--	--	--	--	--	--
BENZO(G,H,I)PERYLENE			--	--	--	--	--	--	--	--
BENZO(K)FLUORANTHENE			--	--	--	--	--	--	--	--
BIS(2-ETHYLHEXYL)PHTHALATE			0.23 J	--	--	0.14 J	0.13 J	--	--	--
BUTYL BENZYL PHTHALATE			--	--	--	0.2 J	--	--	--	0.17 J
CARBAZOLE			--	--	--	--	0.097 J	--	0.11 J	0.19 J
CHRYSENE			--	--	--	--	--	--	--	--
DIBENZO(A,H)ANTHRACENE			--	--	--	--	--	--	--	--
DIBENZOFURAN			--	--	--	--	0.074 J	--	0.16 J	--
DIETHYL PHTHALATE			--	--	--	--	--	--	--	--
FLUORANTHENE			--	--	--	--	--	--	0.077 J	0.08 J
FLUORENE			--	--	--	--	--	--	0.078 J	--
INDENO(1,2,3-CD)PYRENE			--	--	--	--	--	--	--	--
PHENANTHRENE			0.069 J	0.088 J	--	--	0.32	0.26	0.48	0.42
PYRENE			--	--	--	--	--	--	--	0.064 J
VOLATILES (ug/l)										
ACETONE			5.4 B	2.8 B	4.6 B	2.5 B	--	3.2 B	--	--
CHLOROMETHANE			0.26 B	--	0.19 B	--	--	0.16 B	--	0.18 B
CIS-1,2-DICHLOROETHENE			0.25 J	0.18 J	0.18 J	0.22 J	0.19 J	0.26 J	0.52 J	0.5 J
TRICHLOROETHENE			0.53 J	0.5 J	0.53 J	0.32 J	0.35 J	0.63 J	1.3	2.2
VINYL CHLORIDE			--	--	--	0.13 J	--	0.18 J	0.29 J	0.33 J

TABLE 4-2

SUMMARY OF POSITIVE DETECTS FOR SURFACE WATER
FROG MORTAR CREEK PHASE II SURFACE WATER AND SHALLOW SEDIMENT INVESTIGATION
MARTIN STATE AIRPORT
LOCKHEED MARTIN, MIDDLE RIVER, MARYLAND

SAMPLE ID: / LABORATORY ID: / LOCATION: / SAMPLE DATE:	Federal Ambient Water Quality Standards Freshwater Acute	Federal Ambient Water Quality Standards Freshwater Chronic	FMC 16 C7K020216007 FMC-16 10/31/2007	FMC 18 C7K020216008 FMC-18 10/31/2007	FMC 20 C7K020216009 FMC-20 10/31/2007	FMC 22 C7K020216010 FMC-22 10/31/2007	FMC 24 C7K020216001 FMC-24 10/30/2007	FMC 25 C7K020216014 FMC-25 11/1/2007	FMC 26 C7K020216015 FMC-26 11/1/2007
TOTAL METALS (ug/l)									
ANTIMONY			0.24 B	0.25 B	0.26 B	0.29 B	0.25 B	0.23 B	0.17 B
ARSENIC	340	150	2.6	2.8	3.4	3.6	3	3.5	2.2
CADMIUM	2	0.25	0.18	--	--	--	--	--	--
CHROMIUM	16	11	3.2	3.9	3.5	3.3	3.6	3.6	3.2
COPPER	13	9	4.9	7	6.6	5.6	5.8	5.1	4.5
LEAD	65	2.5	0.85 L	1.5 L	1.3 L	0.94 L	0.86 L	0.84 L	0.56 L
MERCURY	1.4	0.77	--	--	--	--	--	--	--
NICKEL	470	52	2.4	2.5	2.5	2.4	2.2	2.3	2.2
SELENIUM		5	8.3	9.4	9.3	9.4	9.5	10.7	10.4
THALLIUM			--	--	--	--	--	--	--
ZINC	120	120	9.7	12.3	15.2	10.4	10.5	6 B	5.3 B
FILTERED METALS (ug/l)									
ANTIMONY			0.28 B	0.24 B	0.24 B	0.21 B	0.33 B	0.25 B	0.2 B
ARSENIC	340	150	4.4	2.9	2.6	3.3	3.8	3	3
CADMIUM	2	0.25	--	--	--	--	--	--	--
CHROMIUM	16	11	2.6	3.1	3.4	3.2	3	2.2	2.3
COPPER	13	9	3.1	3.4	3.4	3.8	4.6	3	3
LEAD	65	2.5	--	--	--	--	0.17 B	--	--
NICKEL	470	52	2.2	2.1	2.1	2.2	2.1	1.8 K	2 K
SELENIUM		5	14.3	9.4	10.4	11.5	9.2	11.5	10.8
THALLIUM			--	--	--	--	0.092 B	--	--
ZINC	120	120	6.9	8	6.4	6.5	10.4	3.6	2.8

TABLE 4-2

SUMMARY OF POSITIVE DETECTS FOR SURFACE WATER
FROG MORTAR CREEK PHASE II SURFACE WATER AND SHALLOW SEDIMENT INVESTIGATION
MARTIN STATE AIRPORT
LOCKHEED MARTIN, MIDDLE RIVER, MARYLAND

SAMPLE ID:	Federal Ambient Water Quality Standards		FMC 16	FMC 18	FMC 20	FMC 22	FMC 24	FMC 25	FMC 26
LABORATORY ID:			C7K020216007	C7K020216008	C7K020216009	C7K020216010	C7K020216001	C7K020216014	C7K020216015
LOCATION:	Freshwater		FMC-16	FMC-18	FMC-20	FMC-22	FMC-24	FMC-25	FMC-26
SAMPLE DATE:	Acute	Chronic	10/31/2007	10/31/2007	10/31/2007	10/31/2007	10/30/2007	11/1/2007	11/1/2007
PESTICIDES/PCBs (ug/l)									
AROCLOR-1254		0.014	--	--	--	--	--	--	0.42
SEMIVOLATILES (ug/l)									
BENZO(A)ANTHRACENE			--	--	--	0.095 J	--	--	--
BENZO(A)PYRENE			--	--	--	0.15 J	--	--	--
BENZO(B)FLUORANTHENE			--	--	--	0.11 J	--	--	--
BENZO(G,H,I)PERYLENE			--	--	--	0.26	--	--	--
BENZO(K)FLUORANTHENE			--	--	--	0.2	--	--	--
BIS(2-ETHYLHEXYL)PHTHALATE			0.16 J	--	--	--	0.5 J	--	--
BUTYL BENZYL PHTHALATE			--	--	--	--	0.37 J	0.15 J	--
CARBAZOLE			--	--	--	--	--	--	--
CHRYSENE			--	--	--	0.16 J	--	--	--
DIBENZO(A,H)ANTHRACENE			--	--	--	0.27	--	--	--
DIBENZOFURAN			--	--	--	--	--	--	--
DIETHYL PHTHALATE			--	--	--	--	--	0.38 J	--
FLUORANTHENE			--	--	--	--	--	--	--
FLUORENE			--	--	--	--	--	--	--
INDENO(1,2,3-CD)PYRENE			--	--	--	0.22	--	--	--
PHENANTHRENE			--	0.13 J	0.084 J	--	--	0.078 J	--
PYRENE			--	--	--	--	--	--	--
VOLATILES (ug/l)									
ACETONE			3.1 B	2.8 B	--	2.6 B	2.8 B	3.8 B	2.7 B
CHLOROMETHANE			0.14 B	0.14 B	0.14 B	0.15 B	--	--	0.14 B
CIS-1,2-DICHLOROETHENE			1.1	0.22 J	--	0.3 J	--	--	--
TRICHLOROETHENE			3.1	0.4 J	0.36 J	0.45 J	0.27 J	--	--
VINYL CHLORIDE			0.73 J	--	--	--	--	--	--

ug/L - micrograms per liter

FMC - Frog Mortar Creek

B - Analyte was detected but is considered to be a laboratory contaminant.

J - Positive value is considered estimated as a result of technical noncompliance.

L - Instrument calibration range exceedance

Gray shaded values exceed Federal Ambient Water Quality Standards.

-- Not detected

TABLE 4-3

DESCRIPTIVE DATA FOR SURFACE WATER
FROG MORTAR CREEK PHASE II SURFACE WATER AND SHALLOW SEDIMENT INVESTIGATION
MARTIN STATE AIRPORT
LOCKHEED MARTIN, MIDDLE RIVER, MARYLAND

Parameter	Frequency of Detection	Minimum Detected Concentration	Maximum Detected Concentration	Sample of Maximum Detected	Mean of All Samples	Mean of Positive Detects	Range of Background
Volatile Organic Compounds (ug/L)							
Acetone	8/12	2.5 J	5.4	FMC 3	3.08	3.38	2.7 J - 3.8 J
Chloromethane	8/12	0.14 J	0.26 J	FMC 3	0.280	**0.170**	0.14 J
cis-1,2-Dichloroethene	11/12	0.18 J	1.1	FMC 16	0.368	**0.356**	ND
Trichloroethene	12/12	0.32 J	3.1	FMC 16	0.889	**0.889**	0.27 J
Vinyl Chloride	5/12	0.13 J	0.73 J	FMC 16	0.430	**0.332**	ND
Semivolatile Organic Compounds (ug/L)							
Benzo(a)anthracene	1/12	0.095 J	0.095 J	FMC 22DL	0.103	**0.095**	ND
Benzo(a)pyrene	1/12	0.15 J	0.15 J	FMC 22DL	0.108	**0.150**	ND
Benzo(b)fluoranthene	1/12	0.11 J	0.11 J	FMC 22DL	0.104	**0.110**	ND
Benzo(g,h,i)perylene	1/12	0.26	0.26	FMC 22DL	0.117	**0.260**	ND
Benzo(k)fluoranthene	1/12	0.2	0.2	FMC 22DL	0.112	**0.200**	ND
Bis(2-ethylhexyl)phthalate	4/12	0.13 J	0.23 J	FMC 3DL	0.396	0.165	0.5 J
Butyl Benzyl Phthalate	2/12	0.17 J	0.2 J	FMC 9DL	0.458	0.185	0.15 J - 0.37 J
Carbazole	3/12	0.097 J	0.19 J	FMC 13DL	0.109	**0.132**	ND
Chrysene	1/12	0.16 J	0.16 J	FMC 22DL	0.108	**0.160**	ND
Dibenzo(a,h)anthracene	1/12	0.27	0.27	FMC 22DL	0.118	**0.270**	ND
Dibenzofuran	2/12	0.074 J	0.16 J	FMC 12DL	0.447	**0.117**	ND
Fluoranthene	2/12	0.077 J	0.08 J	FMC 13DL	0.098	**0.079**	ND
Fluorene	1/12	0.078 J	0.078 J	FMC 12DL	0.101	**0.078**	ND
Indeno(1,2,3-cd)pyrene	1/12	0.22	0.22	FMC 22DL	0.113	**0.220**	ND
Phenanthrene	8/12	0.069 J	0.48	FMC 12DL	0.188	**0.231**	0.078 J
Pyrene	1/12	0.064 J	0.064 J	FMC 13DL	0.099	**0.064**	ND
Metals (Unfiltered) (ug/L)							
Arsenic	12/12	2.1	3.7	FMC 5	3.22	3.22	2.2 - 3.5
Chromium	12/12	2.8 J	3.9 J	FMC 18	3.35	3.35	3.2 J - 3.6 J
Copper	12/12	4.9	7	FMC 18	6.01	**6.01**	4.5 - 5.8
Lead	10/12	1	1.7	FMC 12, FMC 9	1.17	**1.31**	ND
Nickel	12/12	2.3	2.7	FMC 12	2.45	**2.45**	2.2 - 2.3
Selenium	12/12	7.5	11.1	FMC 12	9.57	9.57	9.5 - 10.7
Zinc	12/12	9.1 J	15.8 J	FMC 11	12.1	**12.1**	5.3 J - 10.5 J
Metals (Filtered) (ug/L)							
Arsenic	12/12	1.8	4.4	FMC 16	3.21	3.21	3 - 3.8
Chromium	12/12	2.6 J	3.4 J	FMC 10, FMC 20	3.08	3.08	2.2 J - 3 J
Copper	12/12	2.9	4.1	FMC 5	3.38	3.38	3 - 4.6
Nickel	12/12	1.9	2.4	FMC 10	2.13	2.13	1.8 - 2.1
Selenium	12/12	9.1	14.3	FMC 16	11.6	11.6	9.2 - 11.5
Zinc	12/12	5.5	8.2	FMC 7	7.16	7.16	10.4

ug/L - microgram per liter
FMC - Frog Mortar Creek
J - Positive value is considered estimated as a result of technical noncompliance.
ND - Not detected.
Shaded and bolded cells indicate mean of positive detections greater than background

TABLE 4-4

SUMMARY OF POSITIVE DETECTS FOR SEDIMENT
FROG MORTAR CREEK PHASE II SURFACE WATER AND SHALLOW SEDIMENT INVESTIGATION
MARTIN STATE AIRPORT
LOCKHEED MARTIN, MIDDLE RIVER, MARYLAND

SAMPLE ID: / LABORATORY ID: / LOCATION: / SAMPLE DATE:	ORNL Risk Screening Level[1]	PEC Values[2]	FMC-3 C7K020180017 FMC-03 10/31/2007	FMC-4 C7K020180018 FMC-04 10/31/2007	FMC-5 C7K020180019 FMC-05 10/31/2007	FMC-6 C7K020180020 FMC-06 10/31/2007	FMC-7 C7K020180021 FMC-07 10/31/2007	FMC-8 C7K020180022 FMC-08 10/31/2007
TOTAL METALS (mg/kg)								
ANTIMONY	31		0.06 B	0.16 B	0.15 B	0.056 B	0.18 B	0.17 B
ARSENIC	4	33	1.5	6.8	11.5 J	2.4	11.5 J	15.8 J
BERYLLIUM	160		0.45	1.1	2.3 J	0.43	2.1 J	2.4 J
CADMIUM	70	4.98	0.95	1.9	3.7 J	0.66	2.9 J	6.4 J
CHROMIUM	230	111	20.5	60.5	122 J	21.5	104 J	134 J
COPPER	3100	149	35.5	114	214 J	45.4	242 J	158 J
LEAD	400	128	17.2	53.8	111 J	17.6	99.8 J	123 J
MERCURY	23	1.06	0.069	0.19	0.44 J	0.069	0.34 J	0.4 J
NICKEL	1600	48.6	7	22.6	45 J	8.1	40 J	52.3 J
SELENIUM	390		0.4 B	1.6 J	3.3 J	0.7 B	3.1 J	3.4 J
SILVER	390		0.13 J	0.37 J	0.76 J	0.13 J	0.68 J	0.85 J
THALLIUM	5		0.055	0.13	0.26 J	0.053	0.24 J	0.27 J
ZINC	23000	459	52.3 J	173 J	332 J	61.7 J	314 J	344 J
SEMIVOLATILES (ug/kg)								
2-METHYLNAPHTHALENE	310,000		14 J	44 J	79 J	13 J	61 J	69 J
4-METHYLPHENOL			--	35 J	59 J	9.9 J	48 J	41 J
ACENAPHTHENE	3,400,000		--	--	--	--	19 J	27 J
ACENAPHTHYLENE			32 J	77	130 J	20 J	100 J	93 J
ACETOPHENONE	7,800,000		--	--	--	--	--	--
ANTHRACENE	17,000,000	845	33	110	160 J	28 J	110 J	110
BENZALDEHYDE	7,800,000		130 J	300 J	530 J	120 J	46 J	53 J
BENZO(A)ANTHRACENE	1,500	1,050	59	160	310 J	54	220 J	210 J
BENZO(A)PYRENE	150	1,450	74	230	360 J	66	280 J	270 J
BENZO(B)FLUORANTHENE	1,500		100	320	520 J	130	420 J	410 J
BENZO(G,H,I)PERYLENE	1,700,000		83	250	410 J	60	360 J	350 J
BENZO(K)FLUORANTHENE	15,000		--	--	--	--	140 J	150 J
BIS(2-ETHYLHEXYL)PHTHALATE	350,000		92 J	170 J	250 J	90 J	170 J	130 J
BUTYL BENZYL PHTHALATE	2,600,000		58 J	110 J	210 J	51 J	--	--
CAPROLACTAM	31,000,000		74 J	--	--	63 J	--	--
CARBAZOLE			--	15 J	--	--	--	--
CHRYSENE	150,000	1,290	65	190	290 J	63	250 J	190 J
DIBENZO(A,H)ANTHRACENE	150		16 J	56 J	90 J	11 J	--	--
DIBENZOFURAN			--	--	--	--	26 J	26 J
DIETHYL PHTHALATE	49,000,000		--	--	--	--	--	--
DI-N-BUTYL PHTHALATE	6,100,000		--	--	--	--	--	--
DI-N-OCTYL PHTHALATE			--	--	--	--	--	--
FLUORANTHENE	2,300,000	2,230	110	330	520 J	96	370 J	380 J

TABLE 4-4

SUMMARY OF POSITIVE DETECTS FOR SEDIMENT
FROG MORTAR CREEK PHASE II SURFACE WATER AND SHALLOW SEDIMENT INVESTIGATION
MARTIN STATE AIRPORT
LOCKHEED MARTIN, MIDDLE RIVER, MARYLAND

SAMPLE ID: / LABORATORY ID: / LOCATION: / SAMPLE DATE:	ORNL Risk Screening Level[1]	PEC Values[2]	FMC-3 C7K020180017 FMC-03 10/31/2007	FMC-4 C7K020180018 FMC-04 10/31/2007	FMC-5 C7K020180019 FMC-05 10/31/2007	FMC-6 C7K020180020 FMC-06 10/31/2007	FMC-7 C7K020180021 FMC-07 10/31/2007	FMC-8 C7K020180022 FMC-08 10/31/2007
FLUORENE	2,300,000		12 J	39 J	55 J	12 J	49 J	49 J
INDENO(1,2,3-CD)PYRENE	1,500		66	200	330 J	50	330 J	320 J
NAPHTHALENE	39,000	561	15 J	51 J	90 J	16 J	71 J	78 J
PHENANTHRENE	1,700,000	1,170	42	120	200 J	42	180 J	190 J
PYRENE	1,700,000	1,520	120	330	560 J	120	590 J	570 J
VOLATILES (ug/kg)								
ACETONE	61,000,000		--	--	--	--	25 B	24 B
CIS-1,2-DICHLOROETHENE	780,000		--	--	--	--	--	--
METHYLENE CHLORIDE	110,000		--	--	--	--	9.4 J	8.4 J
PESTICIDES/PCBs (ug/kg)								
AROCLOR-1221	1,700		--	--	--	--	--	--
AROCLOR-1232	1,700		--	--	--	--	--	--
AROCLOR-1248	2,200		--	--	--	--	--	--
AROCLOR-1254	2,200		--	51	130 J	18	77 J	88 J
AROCLOR-1260	2,200		10 J	27	69 J	--	43 J	34 J
MISCELLANEOUS (%)								
PERCENT SOLIDS			65.1	45	25.4	63.5	25.9	27

TABLE 4-4

SUMMARY OF POSITIVE DETECTS FOR SEDIMENT
FROG MORTAR CREEK PHASE II SURFACE WATER AND SHALLOW SEDIMENT INVESTIGATION
MARTIN STATE AIRPORT
LOCKHEED MARTIN, MIDDLE RIVER, MARYLAND

SAMPLE ID: / LABORATORY ID: / LOCATION: / SAMPLE DATE:	ORNL Risk Screening Level[1]	PEC Values[2]	FMC-9 C7K020180002 FMC-09 10/30/2007	FMC-10 C7K020180003 FMC-10 10/30/2007	FMC-11 C7K020180004 FMC-11 10/30/2007	FMC-12 C7K020180005 FMC-12 10/30/2007	FMC-13 C7K020180006 FMC-13 10/30/2007	FMC-14 C7K020180007 FMC-14 10/30/2007
TOTAL METALS (mg/kg)								
ANTIMONY	31		0.4 B	0.38 B	0.27 B	0.16 B	0.19 B	0.31 B
ARSENIC	4	33	9.9 J	10	10.3 J	6.5	9.4	11.3 J
BERYLLIUM	160		1.7 J	1.9	1.8 J	1.1	1.6	2.1 J
CADMIUM	70	4.98	3.8 J	3.5	3.7 J	2.7	3.2	4.3 J
CHROMIUM	230	111	98.7 J	117	99.3 J	61.7	90	119 J
COPPER	3100	149	234 J	213	229 J	141	184	234 J
LEAD	400	128	98.3 J	114	97.5 J	60.2	85.7	114 J
MERCURY	23	1.06	0.41 J	0.37	0.45 J	0.25	0.44	0.44 J
NICKEL	1600	48.6	34 J	37.6	35.1 J	21	31.4	41.5 J
SELENIUM	390		2.5 J	2.6 J	2.6 J	1.6 J	2.3 J	2.8 J
SILVER	390		0.61 J	0.75	0.63 J	0.39 J	0.58 J	0.73 J
THALLIUM	5		0.29 J	0.23	0.22 J	0.13	0.18	0.24 J
ZINC	23000	459	304 J	289 J	316 J	182 J	257 J	329 J
SEMIVOLATILES (ug/kg)								
2-METHYLNAPHTHALENE	310,000		85 J	75 J	67 J	32 J	63 J	77 J
4-METHYLPHENOL			50 J	49 J	--	--	38 J	--
ACENAPHTHENE	3,400,000		33 J	--	--	--	--	--
ACENAPHTHYLENE			200 J	160	150 J	81 J	140	170 J
ACETOPHENONE	7,800,000		--	--	--	--	--	--
ANTHRACENE	17,000,000	845	210 J	180	170 J	92	170	200 J
BENZALDEHYDE	7,800,000		520 J	430 J	520 J	330 J	440 J	470 J
BENZO(A)ANTHRACENE	1,500	1,050	400 J	350	330 J	190	350	400 J
BENZO(A)PYRENE	150	1,450	510 J	470	400 J	230	440	490 J
BENZO(B)FLUORANTHENE	1,500		730 J	680	640 J	320	820	680 J
BENZO(G,H,I)PERYLENE	1,700,000		520 J	480	430 J	240	460	520 J
BENZO(K)FLUORANTHENE	15,000		--	--	170 J	130	--	--
BIS(2-ETHYLHEXYL)PHTHALATE	350,000		320 J	230 J	290 J	170 J	270 J	260 J
BUTYL BENZYL PHTHALATE	2,600,000		210 J	170 J	200 J	--	170 J	190 J
CAPROLACTAM	31,000,000		270 J	200 J	--	170 J	240 J	240 J
CARBAZOLE			35 J	33 J	28 J	--	27 J	35 J
CHRYSENE	150,000	1,290	460 J	450	370 J	210	370	440 J
DIBENZO(A,H)ANTHRACENE	150		120 J	100 J	88 J	54 J	100 J	110 J
DIBENZOFURAN			35 J	30 J	--	--	31 J	35 J
DIETHYL PHTHALATE	49,000,000		--	--	--	--	--	--
DI-N-BUTYL PHTHALATE	6,100,000		--	--	--	--	--	--
DI-N-OCTYL PHTHALATE			--	--	--	--	--	--
FLUORANTHENE	2,300,000	2,230	740 J	690	560 J	370	610	720 J

TABLE 4-4

SUMMARY OF POSITIVE DETECTS FOR SEDIMENT
FROG MORTAR CREEK PHASE II SURFACE WATER AND SHALLOW SEDIMENT INVESTIGATION
MARTIN STATE AIRPORT
LOCKHEED MARTIN, MIDDLE RIVER, MARYLAND

SAMPLE ID: / LABORATORY ID: / LOCATION: / SAMPLE DATE:	ORNL Risk Screening Level[1]	PEC Values[2]	FMC-9 C7K020180002 FMC-09 10/30/2007	FMC-10 C7K020180003 FMC-10 10/30/2007	FMC-11 C7K020180004 FMC-11 10/30/2007	FMC-12 C7K020180005 FMC-12 10/30/2007	FMC-13 C7K020180006 FMC-13 10/30/2007	FMC-14 C7K020180007 FMC-14 10/30/2007
FLUORENE	2,300,000		86 J	73 J	65 J	36 J	63 J	71 J
INDENO(1,2,3-CD)PYRENE	1,500		430 J	400	350 J	190	370	420 J
NAPHTHALENE	39,000	561	93 J	86 J	74 J	39 J	73 J	85 J
PHENANTHRENE	1,700,000	1,170	250 J	240	220 J	130	220	260 J
PYRENE	1,700,000	1,520	760 J	720	650 J	350	650	820 J
VOLATILES (ug/kg)								
ACETONE	61,000,000		--	--	24 B	--	--	--
CIS-1,2-DICHLOROETHENE	780,000		--	--	--	--	--	--
METHYLENE CHLORIDE	110,000		4.6 J	--	--	31	--	--
PESTICIDES/PCBs (ug/kg)								
AROCLOR-1221	1,700		--	--	--	--	--	--
AROCLOR-1232	1,700		--	--	--	--	62	--
AROCLOR-1248	2,200		--	--	--	--	100	--
AROCLOR-1254	2,200		140 J	120	160 J	58	89	130 J
AROCLOR-1260	2,200		75 J	64	89 J	31	46	89 J
MISCELLANEOUS (%)								
PERCENT SOLIDS			26.3	31.6	25.2	39.6	30	27.8

TABLE 4-4

SUMMARY OF POSITIVE DETECTS FOR SEDIMENT
FROG MORTAR CREEK PHASE II SURFACE WATER AND SHALLOW SEDIMENT INVESTIGATION
MARTIN STATE AIRPORT
LOCKHEED MARTIN, MIDDLE RIVER, MARYLAND

SAMPLE ID: / LABORATORY ID: / LOCATION: / SAMPLE DATE:	ORNL Risk Screening Level[1]	PEC Values[2]	FMC-15 C7K020180008 FMC-15 10/31/2007	FMC-16 C7K020180009 FMC-16 10/31/2007	FMC-17 C7K020180010 FMC-17 10/31/2007	FMC-18 C7K020180011 FMC-18 10/31/2007	FMC-19 C7K020180012 FMC-19 10/31/2007	FMC-20 C7K020180013 FMC-20 10/31/2007
TOTAL METALS (mg/kg)								
ANTIMONY	31		0.018 B	0.025 B	0.039 B	0.24 B	0.27 B	0.33 B
ARSENIC	4	33	0.67	0.4	1.3	11.8	14	10.5 J
BERYLLIUM	160		0.063	0.052	0.16 K	1.6	2	1.9 J
CADMIUM	70	4.98	0.12 K	0.11 K	0.39	4	7.8	3.8 J
CHROMIUM	230	111	4.4	4.1	12	97.8	148	118 J
COPPER	3100	149	7.2	6.6	24	220	194	215 J
LEAD	400	128	4	3.7	10.7	84.4	110	111 J
MERCURY	23	1.06	0.011	0.01	0.046	0.32	0.38	0.42 J
NICKEL	1600	48.6	1.3	1.3	3.7	32.1	41.3	39.9 J
SELENIUM	390		0.23 J	0.22 J	0.44 J	2.5 J	2.8 J	3.1 J
SILVER	390		0.017 J	0.02 J	0.065 J	0.57 J	0.8	0.81 J
THALLIUM	5		0.011	0.013 B	0.032	0.18	0.22	0.29 J
ZINC	23000	459	10.5 J	13.9 J	32.1 J	278 J	308 J	308 J
SEMIVOLATILES (ug/kg)								
2-METHYLNAPHTHALENE	310,000		1.8 J	--	8.9 J	60 J	69 J	51 J
4-METHYLPHENOL			--	--	--	45 J	35 J	--
ACENAPHTHENE	3,400,000		--	--	--	--	27 J	--
ACENAPHTHYLENE			3.9 J	2.8 J	26 J	110	120	110 J
ACETOPHENONE	7,800,000		2.3 J	1.9 J	--	--	--	--
ANTHRACENE	17,000,000	845	4.4 J	3.1 J	27 J	--	160	120 J
BENZALDEHYDE	7,800,000		25 J	25 J	120 J	450 J	420 J	480 J
BENZO(A)ANTHRACENE	1,500	1,050	7.6	4.8 J	46	230	330	260 J
BENZO(A)PYRENE	150	1,450	8.6	6.9	53	340	400	330 J
BENZO(B)FLUORANTHENE	1,500		12	8	79	510	750	430 J
BENZO(G,H,I)PERYLENE	1,700,000		8.4	7.2	58	370	450	340 J
BENZO(K)FLUORANTHENE	15,000		4.1 J	--	--	--	--	--
BIS(2-ETHYLHEXYL)PHTHALATE	350,000		20 J	21 J	66 J	260 J	220 J	250 J
BUTYL BENZYL PHTHALATE	2,600,000		15 J	15 J	50 J	170 J	170 J	190 J
CAPROLACTAM	31,000,000		23 J	28 J	--	210 J	--	--
CARBAZOLE			--	--	--	--	27 J	--
CHRYSENE	150,000	1,290	7.8	6.6	51	300	360	320 J
DIBENZO(A,H)ANTHRACENE	150		--	--	13 J	77 J	69 J	68 J
DIBENZOFURAN			--	--	--	--	--	--
DIETHYL PHTHALATE	49,000,000		6.4 B	4.6 B	--	--	--	--
DI-N-BUTYL PHTHALATE	6,100,000		5.7 J	6.5 J	--	--	--	--
DI-N-OCTYL PHTHALATE			--	--	--	--	--	--
FLUORANTHENE	2,300,000	2,230	15	9.6	85	470	590	520 J

TABLE 4-4

SUMMARY OF POSITIVE DETECTS FOR SEDIMENT
FROG MORTAR CREEK PHASE II SURFACE WATER AND SHALLOW SEDIMENT INVESTIGATION
MARTIN STATE AIRPORT
LOCKHEED MARTIN, MIDDLE RIVER, MARYLAND

SAMPLE ID: / LABORATORY ID: / LOCATION: / SAMPLE DATE:	ORNL Risk Screening Level[1]	PEC Values[2]	FMC-15 C7K020180008 FMC-15 10/31/2007	FMC-16 C7K020180009 FMC-16 10/31/2007	FMC-17 C7K020180010 FMC-17 10/31/2007	FMC-18 C7K020180011 FMC-18 10/31/2007	FMC-19 C7K020180012 FMC-19 10/31/2007	FMC-20 C7K020180013 FMC-20 10/31/2007
FLUORENE	2,300,000		2.3 J	--	7.9 J	49 J	63 J	54 J
INDENO(1,2,3-CD)PYRENE	1,500		6.9	5.3 J	48	290	350	270 J
NAPHTHALENE	39,000	561	2 J	1.5 J	11 J	60 J	83 J	54 J
PHENANTHRENE	1,700,000	1,170	7.7	5.3 J	33	180	210	180 J
PYRENE	1,700,000	1,520	13	9.9	84	520	640	570 J
VOLATILES (ug/kg)								
ACETONE	61,000,000		--	--	--	--	--	--
CIS-1,2-DICHLOROETHENE	780,000		5.8 J	4.3 J	--	--	--	--
METHYLENE CHLORIDE	110,000		--	--	--	--	--	--
PESTICIDES/PCBs (ug/kg)								
AROCLOR-1221	1,700		--	--	--	--	--	--
AROCLOR-1232	1,700		--	--	--	--	--	--
AROCLOR-1248	2,200		--	--	--	--	--	--
AROCLOR-1254	2,200		4 J	--	14 J	97	98	85 J
AROCLOR-1260	2,200		2.7 J	5.2 J	7.2 J	51	65	53 J
MISCELLANEOUS (%)								
PERCENT SOLIDS			73.6	72.8	67.9	30	31.9	27.3

TABLE 4-4

SUMMARY OF POSITIVE DETECTS FOR SEDIMENT
FROG MORTAR CREEK PHASE II SURFACE WATER AND SHALLOW SEDIMENT INVESTIGATION
MARTIN STATE AIRPORT
LOCKHEED MARTIN, MIDDLE RIVER, MARYLAND

SAMPLE ID:	ORNL Risk		FMC-21	FMC-22	FMC-23	FMC-24	FMC-25	FMC-26
LABORATORY ID:			C7K020180014	C7K020180015	C7K020180016	C7K020180001	C7K020180023	C7K020180024
LOCATION:	Screening	PEC	FMC-21	FMC-22	FMC-23	FMC-24	FMC-25	FMC-26
SAMPLE DATE:	Level[1]	Values[2]	10/31/2007	10/31/2007	10/31/2007	10/30/2007	10/31/2007	10/31/2007
TOTAL METALS (mg/kg)								
ANTIMONY	31		0.055 B	0.036 B	0.034 B	0.44 B	0.16 B	0.18 B
ARSENIC	4	33	0.51	0.61	0.78	11.7 J	12.8 J	9.4
BERYLLIUM	160		0.15 K	0.06 K	0.15 K	1.9 J	2.2 J	1.8
CADMIUM	70	4.98	0.34	0.073 K	0.2 K	4.6 J	3.7 J	3.1
CHROMIUM	230	111	10.7	5.2	10.4	118 J	108 J	96
COPPER	3100	149	7	6.6	17.2	271 J	224 J	193
LEAD	400	128	5.5	3	7.8	112 J	114 J	92.7
MERCURY	23	1.06	0.011	0.013	0.028	0.65 J	0.41 J	0.38
NICKEL	1600	48.6	2	1.3	3	39.3 J	44 J	38
SELENIUM	390		0.3 B	0.99 J	0.28 B	2.7 J	3.2 J	2.8 J
SILVER	390		0.027 J	0.019 J	0.048 K	0.71 J	0.72 J	0.62 J
THALLIUM	5		0.042	0.021 B	0.028 B	0.33 J	0.26 J	0.22
ZINC	23000	459	15.2 J	9.3 J	21.9 J	359 J	319 J	286 J
SEMIVOLATILES (ug/kg)								
2-METHYLNAPHTHALENE	310,000		--	--	5.5 J	76 J	86 J	75
4-METHYLPHENOL			--	--	--	51 J	59 J	44 J
ACENAPHTHENE	3,400,000		1.7 J	--	--	24 J	30 J	22 J
ACENAPHTHYLENE			4.5 J	2.3 J	15	160 J	160 J	110
ACETOPHENONE	7,800,000		--	--	--	--	--	--
ANTHRACENE	17,000,000	845	4.9 J	2.4 J	16	170 J	170 J	110
BENZALDEHYDE	7,800,000		26 J	--	52 J	330 J	64 J	37 J
BENZO(A)ANTHRACENE	1,500	1,050	19	3.6 J	28	310 J	330 J	230
BENZO(A)PYRENE	150	1,450	20	4.9 J	35	400 J	400 J	260
BENZO(B)FLUORANTHENE	1,500		23	6.4 J	45	580 J	590 J	370
BENZO(G,H,I)PERYLENE	1,700,000		16	5.6 J	39	430 J	490 J	300
BENZO(K)FLUORANTHENE	15,000		--	--	--	--	240 J	130
BIS(2-ETHYLHEXYL)PHTHALATE	350,000		18 J	16 J	32 J	220 J	190 J	110 J
BUTYL BENZYL PHTHALATE	2,600,000		15 J	15 J	23 J	130 J	--	--
CAPROLACTAM	31,000,000		27 J	27 J	32 J	210 J	--	--
CARBAZOLE			--	--	--	29 J	--	--
CHRYSENE	150,000	1,290	19	4.9 J	33	360 J	430 J	270
DIBENZO(A,H)ANTHRACENE	150		3.8 J	--	8.5 J	89 J	--	60
DIBENZOFURAN			--	--	--	30 J	41 J	33 J
DIETHYL PHTHALATE	49,000,000		4.4 B	4.7 B	--	43 B	--	--
DI-N-BUTYL PHTHALATE	6,100,000		6.2 J	6 J	--	--	--	--
DI-N-OCTYL PHTHALATE			--	--	59 J	--	--	--
FLUORANTHENE	2,300,000	2,230	42	7.2	53	600 J	600 J	450

TABLE 4-4

SUMMARY OF POSITIVE DETECTS FOR SEDIMENT
FROG MORTAR CREEK PHASE II SURFACE WATER AND SHALLOW SEDIMENT INVESTIGATION
MARTIN STATE AIRPORT
LOCKHEED MARTIN, MIDDLE RIVER, MARYLAND

SAMPLE ID: LABORATORY ID: LOCATION: SAMPLE DATE:	ORNL Risk Screening Level[1]	PEC Values[2]	FMC-21 C7K020180014 FMC-21 10/31/2007	FMC-22 C7K020180015 FMC-22 10/31/2007	FMC-23 C7K020180016 FMC-23 10/31/2007	FMC-24 C7K020180001 FMC-24 10/30/2007	FMC-25 C7K020180023 FMC-25 10/31/2007	FMC-26 C7K020180024 FMC-26 10/31/2007
FLUORENE	2,300,000		2 J	--	5.9 J	67 J	74 J	60
INDENO(1,2,3-CD)PYRENE	1,500		14	4.4 J	31	340 J	470 J	280
NAPHTHALENE	39,000	561	1.7 J	--	6.3 J	85 J	95 J	84
PHENANTHRENE	1,700,000	1,170	12	4.3 J	21	210 J	260 J	210
PYRENE	1,700,000	1,520	41	7.8	53	610 J	840 J	590
VOLATILES (ug/kg)								
ACETONE	61,000,000		--	--	--	--	40 B	29 B
CIS-1,2-DICHLOROETHENE	780,000		--	--	--	--	--	--
METHYLENE CHLORIDE	110,000		--	--	--	--	13 J	9.1 J
PESTICIDES/PCBs (ug/kg)								
AROCLOR-1221	1,700		25	--	--	--	--	--
AROCLOR-1232	1,700		--	--	--	--	--	--
AROCLOR-1248	2,200		--	--	--	--	--	--
AROCLOR-1254	2,200		--	2.6 J	--	180 J	130 J	90
AROCLOR-1260	2,200		--	--	--	93 J	43 J	45
MISCELLANEOUS (%)								
PERCENT SOLIDS			75.7	75.2	70.8	21	26.1	29.8

(1) Source: Oak Ridge National Laboratory (ORNL) Regional Screening Levels for Chemical Contaminants at Superfund sites, July 7, 2008.
Residential soil values used; cancer (ca) values are 10X the original screening level value.
(2) MacDonald DD, Ingersoll CG, Berger TA, (2000) Development and evaluation of consensus-based sediment quality guidelines for freshwater ecosystems. Arch Env Contam Tox 39:20-31
PEC - Probable Effect Concentration
FMC - Frog Mortar Creek
-- not detected
B - Analyte was detected but is considered to be a laboratory contaminant.
J - Positive value is considered estimated as a result of technical noncompliance.
K - inductively coupled plasma interference
Gray shaded values exceed PEC criteria.
Black shaded values exceed ORNL criteria.
-- Not detected
mg/kg - milligrams per kilogram
ug/kg - micrograms per kilogram
% - Percent

TABLE 4-5

DESCRIPTIVE DATA FOR SEDIMENT
FROG MORTAR CREEK PHASE II SURFACE WATER AND SHALLOW SEDIMENT INVESTIGATION
MARTIN STATE AIRPORT
LOCKHEED MARTIN, MIDDLE RIVER, MARYLAND
PAGE 1 OF 2

Chemical	Frequency of Detection		Mininum Non Detected	Maximum Non Detected	Mininum Detected	Maximum Detected	Sample of Maximum Detected	Mean of All Samples	Mean of Positive Detects	Standard Deviation
	Number	Percent								
TOTAL METALS (mg/kg)										
ARSENIC	24/24	100%	-	-	0.4	15.8 J	FMC-08	7.56	7.56	5.10
BERYLLIUM	24/24	100%	-	-	0.052	2.4 J	FMC-08	1.29	1.29	0.856
CADMIUM	24/24	100%	-	-	0.073 K	7.8	FMC-19	2.75	2.75	2.08
CHROMIUM	24/24	100%	-	-	4.1	148	FMC-19	74.2	74.2	49.4
COPPER	24/24	100%	-	-	6.6	271 J	FMC-24	143	143	95.7
LEAD	24/24	100%	-	-	3	123 J	FMC-08	68.8	68.8	46.3
MERCURY	24/24	100%	-	-	0.01	0.65 J	FMC-24	0.273	0.273	0.192
NICKEL	24/24	100%	-	-	1.3	52.3 J	FMC-08	26.0	26.0	17.5
SELENIUM	20/24	83%	0.28	0.7	0.22 J	3.4 J	FMC-08	1.90	2.24	1.21
SILVER	24/24	100%	-	-	0.017 J	0.85 J	FMC-08	0.460	0.460	0.313
THALLIUM	21/24	88%	0.013	0.028	0.011	0.33 J	FMC-24	0.163	0.185	0.108
ZINC	24/24	100%	-	-	9.3 J	359 J	FMC-24	205	205	135
SEMIVOLATILES (ug/kg)										
2-METHYLNAPHTHALENE	21/24	88%	6.4	6.7	1.8 J	86 J	FMC-25	46.8	53.0	31.4
4-METHYLPHENOL	13/24	54%	31	650	9.9 J	59 J	FMC-05, FMC-25	81.3	43.4	95.4
ACENAPHTHENE	**8/24**	**33%**	**6.4**	**130**	**1.7 J**	**33 J**	**FMC-09**	**31.0**	**23.0**	**21.5**
ACENAPHTHYLENE	24/24	100%	-	-	2.3 J	200 J	FMC-09	90.7	90.7	63.0
ACETOPHENONE	**2/24**	**8%**	**33**	**650**	**1.9 J**	**2.3 J**	**FMC-15**	**173**	**2.10**	**112**
ANTHRACENE	23/24	96%	110	110	2.4 J	210 J	FMC-09	101	103	71.4
BENZALDEHYDE	23/24	96%	33	33	25 J	530 J	FMC-05	247	257	201
BENZO(A)ANTHRACENE	24/24	100%	-	-	3.6 J	400 J	FMC-09, FMC-14	201	201	140
BENZO(A)PYRENE	24/24	100%	-	-	4.9 J	510 J	FMC-09	253	253	176
BENZO(B)FLUORANTHENE	24/24	100%	-	-	6.4 J	820	FMC-13	382	382	273
BENZO(G,H,I)PERYLENE	24/24	100%	-	-	5.6 J	520 J	FMC-09, FMC-14	278	278	191
BENZO(K)FLUORANTHENE	**7/24**	**29%**	**6.4**	**130**	**4.1 J**	**240 J**	**FMC-25**	**65.5**	**138**	**62.8**
BIS(2-ETHYLHEXYL)PHTHALATE	24/24	100%	-	-	16 J	320 J	FMC-09	161	161	98.3
BUTYL BENZYL PHTHALATE	19/24	79%	280	420	15 J	210 J	FMC-05, FMC-09	124	114	72.8
CAPROLACTAM	14/24	58%	160	650	23 J	270 J	FMC-09	163	130	99.5
CARBAZOLE	**8/24**	**33%**	**6.4**	**130**	**15 J**	**35 J**	**FMC-09, FMC-14**	**26.8**	**28.6**	**17.4**
CHRYSENE	24/24	100%	-	-	4.9 J	460 J	FMC-09	230	230	162
DIBENZO(A,H)ANTHRACENE	18/24	75%	6.4	65	3.8 J	120 J	FMC-09	51.6	63.0	39.0
DIBENZOFURAN	**9/24**	**38%**	**31**	**650**	**26 J**	**41 J**	**FMC-25**	**104**	**31.9**	**113**
DI-N-BUTYL PHTHALATE	**4/24**	**17%**	**65**	**650**	**5.7 J**	**6.5 J**	**FMC-16**	**172**	**6.10**	**113**
DI-N-OCTYL PHTHALATE	**1/24**	**4%**	**31**	**650**	**59 J**	**59 J**	**FMC-23**	**175**	**59.0**	**109**
FLUORANTHENE	24/24	100%	-	-	7.2	740 J	FMC-09	372	372	255
FLUORENE	22/24	92%	6.4	6.7	2 J	86 J	FMC-09	41.7	45.2	28.0
INDENO(1,2,3-CD)PYRENE	24/24	100%	-	-	4.4 J	470 J	FMC-25	232	232	160
NAPHTHALENE	23/24	96%	6.7	6.7	1.5 J	95 J	FMC-25	52.4	54.5	35.4
PHENANTHRENE	24/24	100%	-	-	4.3 J	260 J	FMC-14, FMC-25	143	143	94.4
PYRENE	24/24	100%	-	-	7.8	840 J	FMC-25	426	426	291

TABLE 4-5

DESCRIPTIVE DATA FOR SEDIMENT
FROG MORTAR CREEK PHASE II SURFACE WATER AND SHALLOW SEDIMENT INVESTIGATION
MARTIN STATE AIRPORT
LOCKHEED MARTIN, MIDDLE RIVER, MARYLAND

Chemical	Frequency of Detection		Mininum Non Detected	Maximum Non Detected	Mininum Detected	Maximum Detected	Sample of Maximum Detected	Mean of All Samples	Mean of Positive Detects	Standard Deviation
	Number	Percent								
VOLATILES (ug/kg)										
CIS-1,2-DICHLOROETHENE	**2/24**	**8%**	**6.6**	**24**	**4.3 J**	**5.8 J**	**FMC-15**	**7.22**	**5.05**	**2.67**
METHYLENE CHLORIDE	**6/24**	**25%**	**6.6**	**24**	**4.6 J**	**31**	**FMC-12**	**8.02**	**12.6**	**5.75**
MISCELLANEOUS (%)										
PERCENT SOLIDS	24/24	100%	-	-	21	75.7	FMC-21	43.1	43.1	20.6
PESTICIDES/PCBs (ug/kg)										
AROCLOR-1221	**1/24**	**4%**	**16**	**40**	**25**	**25**	**FMC-21**	**13.2**	**25.0**	**4.41**
AROCLOR-1232	**1/24**	**4%**	**16**	**40**	**62**	**62**	**FMC-13**	**14.5**	**62.0**	**10.8**
AROCLOR-1248	**1/24**	**4%**	**16**	**40**	**100**	**100**	**FMC-13**	**16.1**	**100**	**18.3**
AROCLOR-1254	20/24	83%	16	17	2.6 J	180 J	FMC-24	74.8	88.1	55.6
AROCLOR-1260	20/24	83%	16	17	2.7 J	93 J	FMC-24	40.6	47.1	29.6

Footnotes:

mg/kg - milligram per kilogram
ug/kg - microgram per kilogram
% - percent
FMC - Frog Mortar Creek
J - Positive value is considered estimated as a result of technical noncompliance.
K - inductively coupled plasma interference
Bolded shaded values indicate that percentage of non-detected values is greater than 50 percent.
For non-detects, 1/2 sample quantitation limit was used as a proxy concentration.
1/2 the detection limit was used for B qualified data.

Associated Samples

FMC-03	FMC-15
FMC-04	FMC-16
FMC-05	FMC-17
FMC-06	FMC-18
FMC-07	FMC-19
FMC-08	FMC-20
FMC-09	FMC-21
FMC-10	FMC-22
FMC-11	FMC-23
FMC-12	FMC-24
FMC-13	FMC-25
FMC-14	FMC-26

TABLE 4-6

SUMMARY OF POSITIVE DETECTS ORGANIC CONSTITUENTS SEDIMENT
FROG MORTAR CREEK PHASE III SURFACE WATER AND DEEP SEDIMENT INVESTIGATION
MARTIN STATE AIRPORT
LOCKHEED MARTIN, MIDDLE RIVER, MARYLAND
PAGE 1 OF 18

SAMPLE ID: / LABORATORY ID: / SAMPLE DATE: / MATRIX:	ORNL Risk Screening Level[1]	PEC Values[2]	FMC-III-SED-09B C8H010190005 7/31/2008 SD	FMC-III-SED-09C C8H010190006 7/31/2008 SD	FMC-III-SED-10B C8H010190007 7/31/2008 SD	FMC-III-SED-10C C8H010190008 7/31/2008 SD	FMC-III-SED-12B C8H010190001 7/30/2008 SD	FMC-III-SED-12C C8H010190002 7/30/2008 SD
PESTICIDES/PCBs (ug/kg)								
AROCLOR-1016	3,900		--	--	--	--	--	--
AROCLOR-1254	2,200		--	--	--	--	--	--
AROCLOR-1260	2,200		120	160	180	150	130	78
POLY AROMATIC HYDROCARBONS (ug/kg)								
ACENAPHTHENE	3,400,000		360	360	380	340	360	300
ACENAPHTHYLENE	NA		92 J	120 J	240	150 J	140 J	58 J
ANTHRACENE	17,000,000	845	510	540	600	510	550	420
BENZO(A)ANTHRACENE	1,500	1,050	320	520	460	520	510	230
BENZO(A)PYRENE	150	1,450	500	690	760	770	700	380
BENZO(B)FLUORANTHENE	1,500		430	650	770	700	690	350
BENZO(G,H,I)PERYLENE	1,700,000		560	690	840	750	780	440
BENZO(K)FLUORANTHENE	15,000		210 J	240	270	350	290	97 J
CHRYSENE	150,000	1,290	350	550	610	620	490	280
DIBENZO(A,H)ANTHRACENE	150		230	240	310	300	250	200
FLUORANTHENE	2,300,000	2,230	740	1200	1100	1200	1000	700
FLUORENE	2,300,000		800	770	810	710	770	690
INDENO(1,2,3-CD)PYRENE	1,500		530	600	710	620	620	390
NAPHTHALENE	39,000	561	--	210	98 J	140 J	96 J	140 J
PHENANTHRENE	1,700,000	1,170	160 J	440	260	360	280	260
PYRENE	1,700,000	1,520	460	850	880	910	780	430

TABLE 4-6

SUMMARY OF POSITIVE DETECTS ORGANIC CONSTITUENTS SEDIMENT
FROG MORTAR CREEK PHASE III SURFACE WATER AND DEEP SEDIMENT INVESTIGATION
MARTIN STATE AIRPORT
LOCKHEED MARTIN, MIDDLE RIVER, MARYLAND

SAMPLE ID: LABORATORY ID: SAMPLE DATE: MATRIX:	ORNL Risk Screening Level[1]	PEC Values[2]	FMC-III-SED-09B C8H010190005 7/31/2008 SD	FMC-III-SED-09C C8H010190006 7/31/2008 SD	FMC-III-SED-10B C8H010190007 7/31/2008 SD	FMC-III-SED-10C C8H010190008 7/31/2008 SD	FMC-III-SED-12B C8H010190001 7/30/2008 SD	FMC-III-SED-12C C8H010190002 7/30/2008 SD
VOLATILES (ug/kg)								
1,2,4-TRICHLOROBENZENE	87,000		--	--	--	--	--	--
2-BUTANONE	28,000,000		--	--	--	--	--	--
ACETONE	61,000,000		--	--	19 B	--	--	19 B
CARBON DISULFIDE	670,000		--	--	--	--	--	--
CIS-1,2-DICHLOROETHENE	780,000		--	--	--	--	--	--
METHYLENE CHLORIDE	110,000		--	--	--	--	--	--
TOLUENE	5,000,000		--	--	--	--	--	--
TRANS-1,2-DICHLOROETHENE	110,000		--	--	--	--	--	--
TRICHLOROETHENE	28,000		--	--	--	--	--	--
VINYL CHLORIDE	600		--	--	--	--	--	--
MISCELLANEOUS (%)								
PERCENT SOLIDS	NA		30.3	34.2	31	36.3	32.5	37.2

TABLE 4-6

SUMMARY OF POSITIVE DETECTS ORGANIC CONSTITUENTS SEDIMENT
FROG MORTAR CREEK PHASE III SURFACE WATER AND DEEP SEDIMENT INVESTIGATION
MARTIN STATE AIRPORT
LOCKHEED MARTIN, MIDDLE RIVER, MARYLAND

SAMPLE ID: / LABORATORY ID: / SAMPLE DATE: / MATRIX:	ORNL Risk Screening Level[1]	PEC Values[2]	FMC-III-SED-13B C8H010190003 7/30/2008 SD	FMC-III-SED-13C C8H010190004 7/30/2008 SD	FMC-III-SED-15B C8G310262016 7/30/2008 SD	FMC-III-SED-15C C8G310262017 7/30/2008 SD	FMC-III-SED-16B C8G310262018 7/30/2008 SD	FMC-III-SED-16C C8G310262019 7/30/2008 SD
PESTICIDES/PCBs (ug/kg)								
AROCLOR-1016	3,900		--	--	--	--	--	--
AROCLOR-1254	2,200		--	--	--	--	--	--
AROCLOR-1260	2,200		110	200	--	--	--	--
POLY AROMATIC HYDROCARBONS (ug/kg)								
ACENAPHTHENE	3,400,000		360	310	--	69	--	--
ACENAPHTHYLENE	NA		200 J	100 J	--	--	31 J	--
ANTHRACENE	17,000,000	845	580	460	--	--	--	--
BENZO(A)ANTHRACENE	1,500	1,050	450	330	--	--	--	--
BENZO(A)PYRENE	150	1,450	740	470	--	--	--	--
BENZO(B)FLUORANTHENE	1,500		760	470	--	--	--	--
BENZO(G,H,I)PERYLENE	1,700,000		810	540	--	--	--	--
BENZO(K)FLUORANTHENE	15,000		280	120 J	--	--	--	--
CHRYSENE	150,000	1,290	560	360	--	--	--	--
DIBENZO(A,H)ANTHRACENE	150		290	200	--	--	--	--
FLUORANTHENE	2,300,000	2,230	1000	780	50	--	--	12
FLUORENE	2,300,000		780	680	--	--	--	--
INDENO(1,2,3-CD)PYRENE	1,500		680	430	--	--	--	--
NAPHTHALENE	39,000	561	90 J	100 J	--	--	--	5.7 J
PHENANTHRENE	1,700,000	1,170	260	260	--	--	--	6 J
PYRENE	1,700,000	1,520	780	540	--	--	--	--

TABLE 4-6

SUMMARY OF POSITIVE DETECTS ORGANIC CONSTITUENTS SEDIMENT
FROG MORTAR CREEK PHASE III SURFACE WATER AND DEEP SEDIMENT INVESTIGATION
MARTIN STATE AIRPORT
LOCKHEED MARTIN, MIDDLE RIVER, MARYLAND

SAMPLE ID: / LABORATORY ID: / SAMPLE DATE: / MATRIX:	ORNL Risk Screening Level[1]	PEC Values[2]	FMC-III-SED-13B C8H010190003 7/30/2008 SD	FMC-III-SED-13C C8H010190004 7/30/2008 SD	FMC-III-SED-15B C8G310262016 7/30/2008 SD	FMC-III-SED-15C C8G310262017 7/30/2008 SD	FMC-III-SED-16B C8G310262018 7/30/2008 SD	FMC-III-SED-16C C8G310262019 7/30/2008 SD
VOLATILES (ug/kg)								
1,2,4-TRICHLOROBENZENE	87,000		--	--	--	330	--	75 J
2-BUTANONE	28,000,000		--	--	--	--	--	--
ACETONE	61,000,000		21 B	21 B	--	--	--	--
CARBON DISULFIDE	670,000		--	--	--	--	--	--
CIS-1,2-DICHLOROETHENE	780,000		--	--	590	2600	58	3200
METHYLENE CHLORIDE	110,000		--	--	--	--	--	--
TOLUENE	5,000,000		--	--	--	--	--	--
TRANS-1,2-DICHLOROETHENE	110,000		--	--	--	--	1.7 J	--
TRICHLOROETHENE	28,000		--	--	--	910	2.3 J	3200
VINYL CHLORIDE	600		--	--	--	--	32	--
MISCELLANEOUS (%)								
PERCENT SOLIDS	NA		31.5	36	78.3	76.7	74.2	71.9

TABLE 4-6

SUMMARY OF POSITIVE DETECTS ORGANIC CONSTITUENTS SEDIMENT
FROG MORTAR CREEK PHASE III SURFACE WATER AND DEEP SEDIMENT INVESTIGATION
MARTIN STATE AIRPORT
LOCKHEED MARTIN, MIDDLE RIVER, MARYLAND

SAMPLE ID: / LABORATORY ID: / SAMPLE DATE: / MATRIX:	ORNL Risk Screening Level[1]	PEC Values[2]	FMC-III-SED-18B C8G310262020 7/30/2008 SD	FMC-III-SED-18C C8G310262021 7/30/2008 SD	FMC-III-SED-19B C8G310262022 7/30/2008 SD	FMC-III-SED-19C C8G310262023 7/30/2008 SD	FMC-III-SED-21B C8G310262024 7/30/2008 SD	FMC-III-SED-21C C8G310262025 7/30/2008 SD
PESTICIDES/PCBs (ug/kg)								
AROCLOR-1016	3,900		--	--	--	--	--	--
AROCLOR-1254	2,200		100	160	70	190	10 J	--
AROCLOR-1260	2,200		72	--	--	--	--	--
POLY AROMATIC HYDROCARBONS (ug/kg)								
ACENAPHTHENE	3,400,000		170	--	--	--	--	--
ACENAPHTHYLENE	NA		43 J	58 J	51 J	100	21 J	94
ANTHRACENE	17,000,000	845	230	85 J	57 J	130	--	70
BENZO(A)ANTHRACENE	1,500	1,050	98 J	180	170	320	63	390
BENZO(A)PYRENE	150	1,450	180	220	190	350	82	450
BENZO(B)FLUORANTHENE	1,500		180	330	320	620	100	550
BENZO(G,H,I)PERYLENE	1,700,000		230	190	150	350	71	370
BENZO(K)FLUORANTHENE	15,000		--	--	--	--	--	--
CHRYSENE	150,000	1,290	100	220	170	410	72	400
DIBENZO(A,H)ANTHRACENE	150		--	--	--	63 J	--	60
FLUORANTHENE	2,300,000	2,230	270	500	370	810	230	1100
FLUORENE	2,300,000		360	68 J	--	100	--	32 J
INDENO(1,2,3-CD)PYRENE	1,500		190	140	140	280	55	270
NAPHTHALENE	39,000	561	33 J	140	83 J	190	--	--
PHENANTHRENE	1,700,000	1,170	74 J	240	140	400	50	230
PYRENE	1,700,000	1,520	170	470	350	730	230	1200

TABLE 4-6

SUMMARY OF POSITIVE DETECTS ORGANIC CONSTITUENTS SEDIMENT
FROG MORTAR CREEK PHASE III SURFACE WATER AND DEEP SEDIMENT INVESTIGATION
MARTIN STATE AIRPORT
LOCKHEED MARTIN, MIDDLE RIVER, MARYLAND

SAMPLE ID: LABORATORY ID: SAMPLE DATE: MATRIX:	ORNL Risk Screening Level[1]	PEC Values[2]	FMC-III-SED-18B C8G310262020 7/30/2008 SD	FMC-III-SED-18C C8G310262021 7/30/2008 SD	FMC-III-SED-19B C8G310262022 7/30/2008 SD	FMC-III-SED-19C C8G310262023 7/30/2008 SD	FMC-III-SED-21B C8G310262024 7/30/2008 SD	FMC-III-SED-21C C8G310262025 7/30/2008 SD
VOLATILES (ug/kg)								
1,2,4-TRICHLOROBENZENE	87,000		--	--	--	--	--	--
2-BUTANONE	28,000,000		--	--	--	--	--	--
ACETONE	61,000,000		--	20 B	15 B	25 B	--	18 B
CARBON DISULFIDE	670,000		--	--	--	--	--	5.3 J
CIS-1,2-DICHLOROETHENE	780,000		4.1 J	--	--	--	2.9 J	3.9 J
METHYLENE CHLORIDE	110,000		--	--	--	--	--	--
TOLUENE	5,000,000		--	--	--	--	--	--
TRANS-1,2-DICHLOROETHENE	110,000		--	--	--	--	--	--
TRICHLOROETHENE	28,000		--	--	--	--	--	--
VINYL CHLORIDE	600		--	--	--	--	--	--
MISCELLANEOUS (%)								
PERCENT SOLIDS	NA		33.3	36.3	39.3	39.5	78	58.6

TABLE 4-6

SUMMARY OF POSITIVE DETECTS ORGANIC CONSTITUENTS SEDIMENT
FROG MORTAR CREEK PHASE III SURFACE WATER AND DEEP SEDIMENT INVESTIGATION
MARTIN STATE AIRPORT
LOCKHEED MARTIN, MIDDLE RIVER, MARYLAND

SAMPLE ID: / LABORATORY ID: / SAMPLE DATE: / MATRIX:	ORNL Risk Screening Level[1]	PEC Values[2]	FMC-III-SED-22B C8G310262026 7/30/2008 SD	FMC-III-SED-22C C8G310262027 7/30/2008 SD	FMC-III-SED-27A C8H010190009 7/31/2008 SD	FMC-III-SED-27B C8H010190010 7/31/2008 SD	FMC-III-SED-27C C8H010190011 7/31/2008 SD	FMC-III-SED-28A C8H010190012 7/31/2008 SD
PESTICIDES/PCBs (ug/kg)								
AROCLOR-1016	3,900		--	--	--	40	--	--
AROCLOR-1254	2,200		--	--	900	630	1700	--
AROCLOR-1260	2,200		--	--	570	370	970	180
POLY AROMATIC HYDROCARBONS (ug/kg)								
ACENAPHTHENE	3,400,000		--	--	1400	1200	2700	640
ACENAPHTHYLENE	NA		--	--	500 J	250	1100	490
ANTHRACENE	17,000,000	845	--	--	2600	2400	6400	1100
BENZO(A)ANTHRACENE	1,500	1,050	--	--	7100	7800	22000	2100
BENZO(A)PYRENE	150	1,450	--	--	7900	8100	19000	2600
BENZO(B)FLUORANTHENE	1,500		--	--	8800	8900	19000	2600
BENZO(G,H,I)PERYLENE	1,700,000		--	--	6800	6300	14000	2500
BENZO(K)FLUORANTHENE	15,000		--	--	4200	4400	7400	1300
CHRYSENE	150,000	1,290	--	--	8300	9600	25000	2400
DIBENZO(A,H)ANTHRACENE	150		--	--	1800	1700	4100	710
FLUORANTHENE	2,300,000	2,230	--	--	19000	24000	56000	4300
FLUORENE	2,300,000		--	--	2700	1400	3500	1300
INDENO(1,2,3-CD)PYRENE	1,500		--	--	6000	5400	12000	2100
NAPHTHALENE	39,000	561	--	--	170 J	270	490 J	--
PHENANTHRENE	1,700,000	1,170	--	--	6700	11000	24000	1200
PYRENE	1,700,000	1,520	--	--	12000	15000	38000	3100

TABLE 4-6

SUMMARY OF POSITIVE DETECTS ORGANIC CONSTITUENTS SEDIMENT
FROG MORTAR CREEK PHASE III SURFACE WATER AND DEEP SEDIMENT INVESTIGATION
MARTIN STATE AIRPORT
LOCKHEED MARTIN, MIDDLE RIVER, MARYLAND

SAMPLE ID: LABORATORY ID: SAMPLE DATE: MATRIX:	ORNL Risk Screening Level[1]	PEC Values[2]	FMC-III-SED-22B C8G310262026 7/30/2008 SD	FMC-III-SED-22C C8G310262027 7/30/2008 SD	FMC-III-SED-27A C8H010190009 7/31/2008 SD	FMC-III-SED-27B C8H010190010 7/31/2008 SD	FMC-III-SED-27C C8H010190011 7/31/2008 SD	FMC-III-SED-28A C8H010190012 7/31/2008 SD
VOLATILES (ug/kg)								
1,2,4-TRICHLOROBENZENE	87,000		--	--	--	--	--	--
2-BUTANONE	28,000,000		--	--	--	--	9.8	--
ACETONE	61,000,000		--	9.6 B	11 B	--	29 B	--
CARBON DISULFIDE	670,000		--	--	--	--	--	--
CIS-1,2-DICHLOROETHENE	780,000		5.4 J	5.3 J	--	--	--	--
METHYLENE CHLORIDE	110,000		--	--	--	--	4 B	--
TOLUENE	5,000,000		--	--	--	--	--	--
TRANS-1,2-DICHLOROETHENE	110,000		--	--	--	--	--	--
TRICHLOROETHENE	28,000		--	--	--	--	--	--
VINYL CHLORIDE	600		--	--	--	--	--	--
MISCELLANEOUS (%)								
PERCENT SOLIDS	NA		78.2	65.9	48.9	63.3	57.3	38.9

TABLE 4-6

SUMMARY OF POSITIVE DETECTS ORGANIC CONSTITUENTS SEDIMENT
FROG MORTAR CREEK PHASE III SURFACE WATER AND DEEP SEDIMENT INVESTIGATION
MARTIN STATE AIRPORT
LOCKHEED MARTIN, MIDDLE RIVER, MARYLAND

SAMPLE ID: / LABORATORY ID: / SAMPLE DATE: / MATRIX:	ORNL Risk Screening Level[1]	PEC Values[2]	FMC-III-SED-28B C8H010190013 7/31/2008 SD	FMC-III-SED-28C C8H010190014 7/31/2008 SD	FMC-III-SED-29A C8G310262001 7/29/2008 SD	FMC-III-SED-29B C8G310262002 7/29/2008 SD	FMC-III-SED-29C C8G310262003 7/29/2008 SD	FMC-III-SED-30A C8H010190015 7/31/2008 SD
PESTICIDES/PCBs (ug/kg)								
AROCLOR-1016	3,900		--	--	--	--	--	--
AROCLOR-1254	2,200		140	--	41	--	--	--
AROCLOR-1260	2,200		78	160	18 J	9 J	--	130
POLY AROMATIC HYDROCARBONS (ug/kg)								
ACENAPHTHENE	3,400,000		270	240	210	89	--	270
ACENAPHTHYLENE	NA		120 J	--	510	140	--	180
ANTHRACENE	17,000,000	845	470	300	490	170	--	420
BENZO(A)ANTHRACENE	1,500	1,050	760	170	830	330	--	480
BENZO(A)PYRENE	150	1,450	960	290	1100	380	--	660
BENZO(B)FLUORANTHENE	1,500		820	210	730	270	--	690
BENZO(G,H,I)PERYLENE	1,700,000		830	280	820	290	--	640
BENZO(K)FLUORANTHENE	15,000		280	79 J	370	120	--	350
CHRYSENE	150,000	1,290	750	180	1100	310	--	530
DIBENZO(A,H)ANTHRACENE	150		190	150	230	78	--	220
FLUORANTHENE	2,300,000	2,230	1700	490	1100	330	--	850
FLUORENE	2,300,000		550	500	400	170	--	580
INDENO(1,2,3-CD)PYRENE	1,500		630	260	610	220	--	560
NAPHTHALENE	39,000	561	--	--	94	20 J	--	39 J
PHENANTHRENE	1,700,000	1,170	610	140	510	130	--	160
PYRENE	1,700,000	1,520	1700 L	260	1600 J	410	--	560

TABLE 4-6

SUMMARY OF POSITIVE DETECTS ORGANIC CONSTITUENTS SEDIMENT
FROG MORTAR CREEK PHASE III SURFACE WATER AND DEEP SEDIMENT INVESTIGATION
MARTIN STATE AIRPORT
LOCKHEED MARTIN, MIDDLE RIVER, MARYLAND

SAMPLE ID: / LABORATORY ID: / SAMPLE DATE: / MATRIX:	ORNL Risk Screening Level[1]	PEC Values[2]	FMC-III-SED-28B C8H010190013 7/31/2008 SD	FMC-III-SED-28C C8H010190014 7/31/2008 SD	FMC-III-SED-29A C8G310262001 7/29/2008 SD	FMC-III-SED-29B C8G310262002 7/29/2008 SD	FMC-III-SED-29C C8G310262003 7/29/2008 SD	FMC-III-SED-30A C8H010190015 7/31/2008 SD
VOLATILES (ug/kg)								
1,2,4-TRICHLOROBENZENE	87,000		--	--	--	--	--	--
2-BUTANONE	28,000,000		--	--	--	--	--	--
ACETONE	61,000,000		17 B	25 B	--	--	--	--
CARBON DISULFIDE	670,000		--	--	--	--	--	--
CIS-1,2-DICHLOROETHENE	780,000		--	--	--	--	--	--
METHYLENE CHLORIDE	110,000		--	2.5 B	--	--	--	--
TOLUENE	5,000,000		--	--	--	--	--	--
TRANS-1,2-DICHLOROETHENE	110,000		--	--	--	--	--	--
TRICHLOROETHENE	28,000		--	--	--	--	--	--
VINYL CHLORIDE	600		--	--	--	--	--	--
MISCELLANEOUS (%)								
PERCENT SOLIDS	NA		45.7	48.5	75	74.9	75.7	42.5

TABLE 4-6

SUMMARY OF POSITIVE DETECTS ORGANIC CONSTITUENTS SEDIMENT
FROG MORTAR CREEK PHASE III SURFACE WATER AND DEEP SEDIMENT INVESTIGATION
MARTIN STATE AIRPORT
LOCKHEED MARTIN, MIDDLE RIVER, MARYLAND
PAGE 11 OF 18

SAMPLE ID: / LABORATORY ID: / SAMPLE DATE: / MATRIX:	ORNL Risk Screening Level[1]	PEC Values[2]	FMC-III-SED-30B C8H010190016 7/31/2008 SD	FMC-III-SED-30C C8H010190017 7/31/2008 SD	FMC-III-SED-31A C8G310262004 7/29/2008 SD	FMC-III-SED-31B C8G310262005 7/29/2008 SD	FMC-III-SED-31C C8G310262006 7/29/2008 SD	FMC-III-SED-32A C8H010190018 7/31/2008 SD
PESTICIDES/PCBs (ug/kg)								
AROCLOR-1016	3,900		--	--	--	--	--	--
AROCLOR-1254	2,200		--	--	84	52	--	260
AROCLOR-1260	2,200		150	--	47	19 J	--	130
POLY AROMATIC HYDROCARBONS (ug/kg)								
ACENAPHTHENE	3,400,000		320	--	87	88	--	410
ACENAPHTHYLENE	NA		110 J	--	45 J	18 J	--	190 J
ANTHRACENE	17,000,000	845	450	--	150	120	--	620
BENZO(A)ANTHRACENE	1,500	1,050	300	--	450	110	--	410
BENZO(A)PYRENE	150	1,450	440	--	490	160	--	700
BENZO(B)FLUORANTHENE	1,500		520	--	550	160	--	870
BENZO(G,H,I)PERYLENE	1,700,000		500	--	360	150	--	800
BENZO(K)FLUORANTHENE	15,000		--	--	210	55	--	--
CHRYSENE	150,000	1,290	360	--	450	100	--	480
DIBENZO(A,H)ANTHRACENE	150		210	--	110	52	--	280
FLUORANTHENE	2,300,000	2,230	750	--	800	240	71	980
FLUORENE	2,300,000		700	--	190	180	--	900
INDENO(1,2,3-CD)PYRENE	1,500		450	--	320	140	--	700
NAPHTHALENE	39,000	561	80 J	--	--	--	--	74 J
PHENANTHRENE	1,700,000	1,170	200	--	110	68	--	230 J
PYRENE	1,700,000	1,520	440	--	560	160	--	660

TABLE 4-6

SUMMARY OF POSITIVE DETECTS ORGANIC CONSTITUENTS SEDIMENT
FROG MORTAR CREEK PHASE III SURFACE WATER AND DEEP SEDIMENT INVESTIGATION
MARTIN STATE AIRPORT
LOCKHEED MARTIN, MIDDLE RIVER, MARYLAND

SAMPLE ID:			FMC-III-SED-30B	FMC-III-SED-30C	FMC-III-SED-31A	FMC-III-SED-31B	FMC-III-SED-31C	FMC-III-SED-32A
LABORATORY ID:	ORNL Risk		C8H010190016	C8H010190017	C8G310262004	C8G310262005	C8G310262006	C8H010190018
SAMPLE DATE:	Screening	PEC	7/31/2008	7/31/2008	7/29/2008	7/29/2008	7/29/2008	7/31/2008
MATRIX:	Level[1]	Values[2]	SD	SD	SD	SD	SD	SD
VOLATILES (ug/kg)								
1,2,4-TRICHLOROBENZENE	87,000		--	--	--	--	--	--
2-BUTANONE	28,000,000		--	--	--	--	--	--
ACETONE	61,000,000		17 B	21 B	--	--	13 B	--
CARBON DISULFIDE	670,000		--	--	--	--	--	--
CIS-1,2-DICHLOROETHENE	780,000		--	--	--	--	--	--
METHYLENE CHLORIDE	110,000		--	--	--	--	--	--
TOLUENE	5,000,000		--	--	--	--	--	--
TRANS-1,2-DICHLOROETHENE	110,000		--	--	--	--	--	--
TRICHLOROETHENE	28,000		--	--	--	--	--	--
VINYL CHLORIDE	600		--	--	--	--	--	--
MISCELLANEOUS (%)								
PERCENT SOLIDS	NA		35.2	41.1	64.8	64.8	55.7	27.4

TABLE 4-6

SUMMARY OF POSITIVE DETECTS ORGANIC CONSTITUENTS SEDIMENT
FROG MORTAR CREEK PHASE III SURFACE WATER AND DEEP SEDIMENT INVESTIGATION
MARTIN STATE AIRPORT
LOCKHEED MARTIN, MIDDLE RIVER, MARYLAND

SAMPLE ID: / LABORATORY ID: / SAMPLE DATE: / MATRIX:	ORNL Risk Screening Level[1]	PEC Values[2]	FMC-III-SED-32B C8H010190019 7/31/2008 SD	FMC-III-SED-32C C8H010190020 7/31/2008 SD	FMC-III-SED-33A C8G310262007 7/29/2008 SD	FMC-III-SED-33B C8G310262008 7/29/2008 SD	FMC-III-SED-33C C8G310262009 7/29/2008 SD	FMC-III-SED-34A C8G310262010 7/29/2008 SD
PESTICIDES/PCBs (ug/kg)								
AROCLOR-1016	3,900		--	--	--	--	--	--
AROCLOR-1254	2,200		--	--	150	82	26	100
AROCLOR-1260	2,200		490	--	99	56	15 J	89
POLY AROMATIC HYDROCARBONS (ug/kg)								
ACENAPHTHENE	3,400,000		400	--	370	220	71	520
ACENAPHTHYLENE	NA		220	--	190 J	99 J	78	130 J
ANTHRACENE	17,000,000	845	630	--	580	340	100	710
BENZO(A)ANTHRACENE	1,500	1,050	600	--	500	240	260	280 J
BENZO(A)PYRENE	150	1,450	860	--	760	430	490	580
BENZO(B)FLUORANTHENE	1,500		1100	--	850	440	340	520
BENZO(G,H,I)PERYLENE	1,700,000		970	--	820	520	430	660
BENZO(K)FLUORANTHENE	15,000		--	--	260	170	170	110 J
CHRYSENE	150,000	1,290	750	--	560	360	250	440
DIBENZO(A,H)ANTHRACENE	150		280	--	270	170	91	320
FLUORANTHENE	2,300,000	2,230	1400	--	1100	620	210	870
FLUORENE	2,300,000		860	--	790	480	150	1100
INDENO(1,2,3-CD)PYRENE	1,500		810	--	710	430	300	620
NAPHTHALENE	39,000	561	140 J	--	66 J	42 J	23 J	83 J
PHENANTHRENE	1,700,000	1,170	430	--	310	150	32 J	210 J
PYRENE	1,700,000	1,520	1100	--	850	480	230	520

TABLE 4-6

SUMMARY OF POSITIVE DETECTS ORGANIC CONSTITUENTS SEDIMENT
FROG MORTAR CREEK PHASE III SURFACE WATER AND DEEP SEDIMENT INVESTIGATION
MARTIN STATE AIRPORT
LOCKHEED MARTIN, MIDDLE RIVER, MARYLAND

SAMPLE ID: / LABORATORY ID: / SAMPLE DATE: / MATRIX:	ORNL Risk Screening Level[1]	PEC Values[2]	FMC-III-SED-32B C8H010190019 7/31/2008 SD	FMC-III-SED-32C C8H010190020 7/31/2008 SD	FMC-III-SED-33A C8G310262007 7/29/2008 SD	FMC-III-SED-33B C8G310262008 7/29/2008 SD	FMC-III-SED-33C C8G310262009 7/29/2008 SD	FMC-III-SED-34A C8G310262010 7/29/2008 SD
VOLATILES (ug/kg)								
1,2,4-TRICHLOROBENZENE	87,000		--	--	--	--	--	--
2-BUTANONE	28,000,000		--	--	--	--	--	--
ACETONE	61,000,000		41 B	--	--	--	--	--
CARBON DISULFIDE	670,000		--	--	--	--	--	--
CIS-1,2-DICHLOROETHENE	780,000		--	--	--	--	--	--
METHYLENE CHLORIDE	110,000		--	--	--	--	--	--
TOLUENE	5,000,000		7.6 J	--	--	--	--	--
TRANS-1,2-DICHLOROETHENE	110,000		--	--	--	--	--	--
TRICHLOROETHENE	28,000		--	--	--	--	--	--
VINYL CHLORIDE	600		--	--	--	--	--	--
MISCELLANEOUS (%)								
PERCENT SOLIDS	NA		29.8	35.8	31.2	51.4	78.8	21.4

TABLE 4-6

SUMMARY OF POSITIVE DETECTS ORGANIC CONSTITUENTS SEDIMENT
FROG MORTAR CREEK PHASE III SURFACE WATER AND DEEP SEDIMENT INVESTIGATION
MARTIN STATE AIRPORT
LOCKHEED MARTIN, MIDDLE RIVER, MARYLAND

SAMPLE ID: / LABORATORY ID: / SAMPLE DATE: / MATRIX:	ORNL Risk Screening Level[1]	PEC Values[2]	FMC-III-SED-34B C8G310262011 7/29/2008 SD	FMC-III-SED-34C C8G310262012 7/29/2008 SD	FMC-III-SED-35A C8H010190021 7/31/2008 SD	FMC-III-SED-35B C8H010190022 7/31/2008 SD	FMC-III-SED-35C C8H010190023 7/31/2008 SD	FMC-III-SED-36A C8G310262013 7/29/2008 SD
PESTICIDES/PCBs (ug/kg)								
AROCLOR-1016	3,900		--	--	--	--	--	--
AROCLOR-1254	2,200		--	--	84	21 J	--	120
AROCLOR-1260	2,200		21 J	--	--	--	--	63
POLY AROMATIC HYDROCARBONS (ug/kg)								
ACENAPHTHENE	3,400,000		360	--	--	--	--	380
ACENAPHTHYLENE	NA		--	--	59 J	--	--	75 J
ANTHRACENE	17,000,000	845	450	--	70 J	--	--	510
BENZO(A)ANTHRACENE	1,500	1,050	--	--	170	--	--	150 J
BENZO(A)PYRENE	150	1,450	270	--	180	180	95	390
BENZO(B)FLUORANTHENE	1,500		--	--	330	50 J	51 J	340
BENZO(G,H,I)PERYLENE	1,700,000		350	--	190	--	--	480
BENZO(K)FLUORANTHENE	15,000		--	--	--	--	--	65 J
CHRYSENE	150,000	1,290	--	--	170	--	--	260
DIBENZO(A,H)ANTHRACENE	150		--	--	--	--	--	--
FLUORANTHENE	2,300,000	2,230	390	--	410	81 J	75 J	580
FLUORENE	2,300,000		800	--	--	--	--	850
INDENO(1,2,3-CD)PYRENE	1,500		--	--	170	--	--	440
NAPHTHALENE	39,000	561	--	--	91 J	--	44 J	76 J
PHENANTHRENE	1,700,000	1,170	57 J	--	170	56 J	69 J	150 J
PYRENE	1,700,000	1,520	140 J	--	330	52 J	53 J	340

TABLE 4-6

SUMMARY OF POSITIVE DETECTS ORGANIC CONSTITUENTS SEDIMENT
FROG MORTAR CREEK PHASE III SURFACE WATER AND DEEP SEDIMENT INVESTIGATION
MARTIN STATE AIRPORT
LOCKHEED MARTIN, MIDDLE RIVER, MARYLAND

SAMPLE ID: LABORATORY ID: SAMPLE DATE: MATRIX:	ORNL Risk Screening Level[1]	PEC Values[2]	FMC-III-SED-34B C8G310262011 7/29/2008 SD	FMC-III-SED-34C C8G310262012 7/29/2008 SD	FMC-III-SED-35A C8H010190021 7/31/2008 SD	FMC-III-SED-35B C8H010190022 7/31/2008 SD	FMC-III-SED-35C C8H010190023 7/31/2008 SD	FMC-III-SED-36A C8G310262013 7/29/2008 SD
VOLATILES (ug/kg)								
1,2,4-TRICHLOROBENZENE	87,000		--	--	--	--	--	--
2-BUTANONE	28,000,000		--	--	--	--	--	--
ACETONE	61,000,000		--	38 B	--	--	15 B	--
CARBON DISULFIDE	670,000		--	--	--	--	--	--
CIS-1,2-DICHLOROETHENE	780,000		--	--	--	--	--	--
METHYLENE CHLORIDE	110,000		--	--	--	--	--	--
TOLUENE	5,000,000		--	--	--	--	--	--
TRANS-1,2-DICHLOROETHENE	110,000		--	--	--	--	--	--
TRICHLOROETHENE	28,000		--	--	--	--	--	--
VINYL CHLORIDE	600		--	--	--	--	--	--
MISCELLANEOUS (%)								
PERCENT SOLIDS	NA		29.6	35.7	31.6	36.3	40.8	28.3

TABLE 4-6

SUMMARY OF POSITIVE DETECTS ORGANIC CONSTITUENTS SEDIMENT
FROG MORTAR CREEK PHASE III SURFACE WATER AND DEEP SEDIMENT INVESTIGATION
MARTIN STATE AIRPORT
LOCKHEED MARTIN, MIDDLE RIVER, MARYLAND

SAMPLE ID: / LABORATORY ID: / SAMPLE DATE: / MATRIX:	ORNL Risk Screening Level[1]	PEC Values[2]	FMC-III-SED-36B C8G310262014 7/29/2008 SD	FMC-III-SED-36C C8G310262015 7/29/2008 SD
PESTICIDES/PCBs (ug/kg)				
AROCLOR-1016	3,900		--	--
AROCLOR-1254	2,200		--	--
AROCLOR-1260	2,200		19 J	--
POLY AROMATIC HYDROCARBONS (ug/kg)				
ACENAPHTHENE	3,400,000		170	140
ACENAPHTHYLENE	NA		44 J	--
ANTHRACENE	17,000,000	845	240	180
BENZO(A)ANTHRACENE	1,500	1,050	110	45 J
BENZO(A)PYRENE	150	1,450	170	100
BENZO(B)FLUORANTHENE	1,500		180	68 J
BENZO(G,H,I)PERYLENE	1,700,000		210	120
BENZO(K)FLUORANTHENE	15,000		--	--
CHRYSENE	150,000	1,290	140	46 J
DIBENZO(A,H)ANTHRACENE	150		92 J	71 J
FLUORANTHENE	2,300,000	2,230	320	180
FLUORENE	2,300,000		370	310
INDENO(1,2,3-CD)PYRENE	1,500		190	120
NAPHTHALENE	39,000	561	150	46 J
PHENANTHRENE	1,700,000	1,170	230	95
PYRENE	1,700,000	1,520	220	77 J

TABLE 4-6

SUMMARY OF POSITIVE DETECTS ORGANIC CONSTITUENTS SEDIMENT
FROG MORTAR CREEK PHASE III SURFACE WATER AND DEEP SEDIMENT INVESTIGATION
MARTIN STATE AIRPORT
LOCKHEED MARTIN, MIDDLE RIVER, MARYLAND

SAMPLE ID: LABORATORY ID: SAMPLE DATE: MATRIX:	ORNL Risk Screening Level[1]	PEC Values[2]	FMC-III-SED-36B C8G310262014 7/29/2008 SD	FMC-III-SED-36C C8G310262015 7/29/2008 SD
VOLATILES (ug/kg)				
1,2,4-TRICHLOROBENZENE	87,000		--	--
2-BUTANONE	28,000,000		--	--
ACETONE	61,000,000		--	21 B
CARBON DISULFIDE	670,000		--	--
CIS-1,2-DICHLOROETHENE	780,000		--	--
METHYLENE CHLORIDE	110,000		--	--
TOLUENE	5,000,000		--	--
TRANS-1,2-DICHLOROETHENE	110,000		--	--
TRICHLOROETHENE	28,000		--	--
VINYL CHLORIDE	600		--	--
MISCELLANEOUS (%)				
PERCENT SOLIDS	NA		35	40

(1) Source: Oak Ridge National Laboratory (ORNL) Regional Screening Levels for Chemical Contaminants at Superfund sites, July 7, 2008. Residential soil values used; cancer (ca) values are 10X the original s creening level value.

(2) MacDonald DD, Ingersoll CG, Berger TA, (2000) Development and evaluation of consensus-based sediment quality guidelines for freshwater ecosystems. Arch Env Contam Tox 39:20-31

PEC - Probable Effect Concentration

FMC - Frog Mortar Creek

SD - sediment

-- not detected

B - Analyte was detected but is considered to be a laboratory contaminant.

J - Positive value is considered estimated as a result of technical noncompliance.

Gray shaded values exceed PEC criteria.

Black shaded values exceed ORNL criteria.

ug/kg - micrograms per kilogram

% - Percent

NA - not applicable

TABLE 4-7

SUMMARY OF POSITIVE DETECTS FOR METALS SEDIMENT
FROG MORTAR CREEK PHASE III SURFACE WATER AND DEEP SEDIMENT INVESTIGATION
MARTIN STATE AIRPORT
LOCKHEED MARTIN, MIDDLE RIVER, MARYLAND

SAMPLE ID: LABORATORY ID: LOCATION: SAMPLE DATE:	ORNL Risk Screening Level[1]	PEC Values[2]	FMC-III-SED-09B C8J010115005 FMC-09 7/31/2008	FMC-III-SED-09C C8J010115006 FMC-09 7/31/2008	FMC-III-SED-10B C8J010115007 FMC-10 7/31/2008	FMC-III-SED-10C C8J010115008 FMC-10 7/31/2008	FMC-III-SED-12B C8J010115001 FMC-12 7/30/2008	FMC-III-SED-12C C8J010115002 FMC-12 7/30/2008	FMC-III-SED-13B C8J010115003 FMC-13 7/30/2008
TOTAL METALS (mg/kg)									
ANTIMONY	31		0.69 L	0.93 L	0.74 L	0.8 L	0.87 L	0.82 L	0.76 L
ARSENIC	4	33	11.8	9.2	12.3	9.5	12.4	9.6	12.4
BERYLLIUM	160		2.3	2.5	2.7	2.8	2.9	2.7	2.8
CADMIUM	70	4.98	5.2 J	17.2 J	8.8 J	26.8 J	15 J	12.7 J	7.5 J
CHROMIUM	230	111	130 K	**324** K	144	**341**	197	**236**	139
COPPER	3100	149	228	77.8	189	101	172	78.6	183
HEXAVALENT CHROMIUM	230		--	--	--	--	--	--	--
LEAD	400	128	109	135	131	133	134	121	125
MERCURY	23	1.06	0.5 L	0.46 L	0.62 L	0.55 L	0.64 L	0.37 L	0.71 L
NICKEL	1600	48.6	45.9	43.3	47.8	47.5	49.3	43.2	47.4
SELENIUM	390		3.1	3.5	3.5	3.3	3.5	3.3	3.5
SILVER	390		0.79 J	0.88 J	0.77 J	1.2 J	0.87 J	1 J	0.73 J
THALLIUM	5		0.23	0.32	0.25	0.28	0.29	0.32	0.25
ZINC	23000	459	328	264	362	333	370	249	354
MISCELLANEOUS (%)									
PERCENT SOLIDS			30.3	34.2	31	36.3	32.5	37.2	31.5

TABLE 4-7

SUMMARY OF POSITIVE DETECTS FOR METALS SEDIMENT
FROG MORTAR CREEK PHASE III SURFACE WATER AND DEEP SEDIMENT INVESTIGATION
MARTIN STATE AIRPORT
LOCKHEED MARTIN, MIDDLE RIVER, MARYLAND

SAMPLE ID:	FMC-III-SED-13C	FMC-III-SED-15B	FMC-III-SED-15C	FMC-III-SED-16B	FMC-III-SED-16C	FMC-III-SED-18B	FMC-III-SED-18C	FMC-III-SED-19B	FMC-III-SED-19C
LABORATORY ID:	C8J010115004	C8J010110016	C8J010110017	C8J010110018	C8J010110019	C8J010110020	C8J010110021	C8J010110022	C8J010110023
LOCATION:	FMC-13	FMC-15	FMC-15	FMC-16	FMC-16	FMC-18	FMC-18	FMC-19	FMC-19
SAMPLE DATE:	7/30/2008	7/29/2008	7/29/2008	7/29/2008	7/29/2008	7/29/2008	7/29/2008	7/29/2008	7/29/2008
TOTAL METALS (mg/kg)									
ANTIMONY	0.81 L	0.11 L	0.065 L	0.079 L	0.043 L	0.39 L	0.53 L	0.34 L	0.45 L
ARSENIC	9.8	0.69 L	3.1 L	0.98 L	3.8 L	10.7 L	8.9 L	9.9 L	8.7 L
BERYLLIUM	2.7	0.094	0.21	0.21	0.22	2.2	2.7	1.9	2.3
CADMIUM	17.5 J	0.025 J	0.048 J	0.067 J	0.066 J	3.6 J	9.5 J	7.9 J	11.6 J
CHROMIUM	**282**	5.3	8	7	6.9	91.4	183	114	188
COPPER	73	2.5	3.9	3.3	3	135	48.9	53.1	55.3
HEXAVALENT CHROMIUM	--	--	--	0.25 L	--	0.42 L	--	--	--
LEAD	104	2.3	2.1	2.8	2.2	67.8	80.1	45.6	62.9
MERCURY	0.38 L	--	0.011 B	0.015 B	0.012 B	0.29 L	0.24 L	0.15 L	0.43 L
NICKEL	46.5	1.5	5.5	2.9	6	34.6	41.1	31.1	36.1
SELENIUM	3	0.11 B	0.27 B	0.21 B	0.39 L	2.7 L	2.9 L	2.2 L	2.6 L
SILVER	1 J	--	--	--	--	0.4 J	0.52 J	0.26 J	0.47 J
THALLIUM	0.26	0.039 J	0.047 J	0.04 J	0.042 J	0.22 J	0.28 J	0.24 J	0.21 J
ZINC	279	4	7.6	7.6	10.1	223	217	149	194
MISCELLANEOUS (%)									
PERCENT SOLIDS	36	78.3	76.7	74.2	71.9	33.3	36.3	39.3	39.5

TABLE 4-7

SUMMARY OF POSITIVE DETECTS FOR METALS SEDIMENT
FROG MORTAR CREEK PHASE III SURFACE WATER AND DEEP SEDIMENT INVESTIGATION
MARTIN STATE AIRPORT
LOCKHEED MARTIN, MIDDLE RIVER, MARYLAND

SAMPLE ID:	FMC-III-SED-21B	FMC-III-SED-21C	FMC-III-SED-22B	FMC-III-SED-22C	FMC-III-SED-27A	FMC-III-SED-27B	FMC-III-SED-27C	FMC-III-SED-28A	FMC-III-SED-28B
LABORATORY ID:	C8J010110024	C8J010110025	C8J010110026	C8J010110027	C8J010115009	C8J010115010	C8J010115011	C8J010115012	C8J010115013
LOCATION:	FMC-21	FMC-21	FMC-22	FMC-22	FMC-27	FMC-27	FMC-27	FMC-28	FMC-28
SAMPLE DATE:	7/29/2008	7/29/2008	7/29/2008	7/29/2008	7/31/2008	7/31/2008	7/31/2008	7/31/2008	7/31/2008
TOTAL METALS (mg/kg)									
ANTIMONY	0.1 L	0.17 L	0.047 B	0.023 B	5.4 L	2.3 L	3.7 L	0.95 L	0.39 L
ARSENIC	4 L	5.8 L	0.63 L	0.52 L	5.2	2.4	5.5	7.8	3.6
BERYLLIUM	0.31	0.8	0.067	0.19	1.1	0.65	1.1	1.4	1.2
CADMIUM	0.47 J	1.8 J	0.019 J	0.032 J	10.2 J	7.4 J	23.1 J	12.3 J	6.4 J
CHROMIUM	21.8	65.3	5.6	5.6	72.4	42.9	92.1	82.6	54.9 K
COPPER	8.4	12.4	2.4	2.3	73.6	29.4	67	136	26.9
HEXAVALENT CHROMIUM	--	--	--	--	--	--	--	--	--
LEAD	14.1	28.3	2.4	1.8	103	65.2	158	75.4	32.8
MERCURY	0.2 L	0.074 L	--	0.017 B	0.17 L	0.092 L	0.28 L	0.29 L	0.12 L
NICKEL	4.7	20.4	1.1	2.3	24	14.1	28.2	27.8	14.2
SELENIUM	0.48 L	0.98 L	0.093 B	0.15 B	1.2	0.35 B	1.4	2	1.2
SILVER	0.018 J	0.05 J	--	--	0.61 J	0.36 J	0.93 J	0.45 J	0.24 J
THALLIUM	0.034 J	0.087 J	0.01 J	0.024 J	0.11	0.073	0.13	0.18	0.15
ZINC	21.1	58.2	3.9	5.9	312	166	428	324	78.2
MISCELLANEOUS (%)									
PERCENT SOLIDS	78	58.6	78.2	65.9	48.9	63.3	57.3	38.9	45.7

TABLE 4-7

SUMMARY OF POSITIVE DETECTS FOR METALS SEDIMENT
FROG MORTAR CREEK PHASE III SURFACE WATER AND DEEP SEDIMENT INVESTIGATION
MARTIN STATE AIRPORT
LOCKHEED MARTIN, MIDDLE RIVER, MARYLAND
PAGE 4 OF 6

SAMPLE ID:	FMC-III-SED-28C	FMC-III-SED-29A	FMC-III-SED-29B	FMC-III-SED-29C	FMC-III-SED-30A	FMC-III-SED-30B	FMC-III-SED-30C	FMC-III-SED-31A	FMC-III-SED-31B
LABORATORY ID:	C8J010115014	C8J010110001	C8J010110002	C8J010110003	C8J010115015	C8J010115016	C8J010115017	C8J010110004	C8J010110005
LOCATION:	FMC-28	FMC-29	FMC-29	FMC-29	FMC-30	FMC-30	FMC-30	FMC-31	FMC-31
SAMPLE DATE:	7/31/2008	7/29/2008	7/29/2008	7/29/2008	7/31/2008	7/31/2008	7/31/2008	7/29/2008	7/29/2008
TOTAL METALS (mg/kg)									
ANTIMONY	0.17 L	0.22 L	0.12 L	0.051 B	0.75 L	0.61 L	0.069 B	0.5 L	0.19 L
ARSENIC	2.9	1.7	0.63	0.46	9.3	7	3.1	4.8	2.7
BERYLLIUM	1.1	0.19	0.15	0.12	1.3	2.1	1.2	0.36	0.42
CADMIUM	3.4 J	0.77 J	0.57 J	--	7.1 J	11.7 J	0.38 J	3 J	2.6 J
CHROMIUM	28.9 K	16.1	8.4	5	79.4 K	204 K	25.9 K	26.6	29.2
COPPER	16.3	23.4	6.6	1.9	208	130	14.6	338	49.8
HEXAVALENT CHROMIUM	--	--	--	--	--	--	--	--	--
LEAD	19.1	11.5	5	1.9	125	197	10.3	50.1	48
MERCURY	0.043 L	0.063 L	0.021 L	0.013 B	0.65 L	0.83 L	0.047 L	0.19 L	0.12 L
NICKEL	12.3	3.6	2.4	1.4	21.7	32.2	15.6	7.6	7.5
SELENIUM	1.1	0.34 B	0.11 B	0.091 B	1.9	2.6	1.3	0.66	0.6
SILVER	0.069 J	0.038 J	--	--	0.37 J	0.66 J	0.034 J	0.1 J	0.07 J
THALLIUM	0.14	0.051 J	0.054 J	0.027 J	0.2	0.3	0.18	0.074 J	0.07 J
ZINC	47.1	28.2 J	15.9 J	7.6 J	248	233	40.7	81.9 J	99.1 J
MISCELLANEOUS (%)									
PERCENT SOLIDS	48.5	75	74.9	75.7	42.5	35.2	41.1	64.8	64.8

TABLE 4-7

SUMMARY OF POSITIVE DETECTS FOR METALS SEDIMENT
FROG MORTAR CREEK PHASE III SURFACE WATER AND DEEP SEDIMENT INVESTIGATION
MARTIN STATE AIRPORT
LOCKHEED MARTIN, MIDDLE RIVER, MARYLAND
PAGE 5 OF 6

SAMPLE ID:	FMC-III-SED-31C	FMC-III-SED-32A	FMC-III-SED-32B	FMC-III-SED-32C	FMC-III-SED-33A	FMC-III-SED-33B	FMC-III-SED-33C	FMC-III-SED-34A	FMC-III-SED-34B
LABORATORY ID:	C8J010110006	C8J010115018	C8J010115019	C8J010115020	C8J010110007	C8J010110008	C8J010110009	C8J010110010	C8J010110011
LOCATION:	FMC-31	FMC-32	FMC-32	FMC-32	FMC-33	FMC-33	FMC-33	FMC-34	FMC-34
SAMPLE DATE:	7/29/2008	7/31/2008	7/31/2008	7/31/2008	7/29/2008	7/29/2008	7/29/2008	7/29/2008	7/29/2008
TOTAL METALS (mg/kg)									
ANTIMONY	0.047 B	0.62 J	1.2 L	0.086 B	0.55 L	0.35 L	0.087 L	0.53 J	0.2 L
ARSENIC	1.6	12.9 J	11.5	4.4	10.9	5.8	1.9	13.2 J	7
BERYLLIUM	0.54	2.3 J	2.6	1.6	2.1	1.1	0.23	2.5 J	1.7
CADMIUM	0.12 J	6.4 J	25.1 J	0.41 J	4.3 J	2.9 J	1.1 J	4.8 J	1.6 J
CHROMIUM	13.6	130 J	**342** K	31.9 K	98.9	52.8	15.7	117 J	56.4
COPPER	7.3	298 J	194	18	235	99.1	10.6	303 J	89.8
HEXAVALENT CHROMIUM	--	--	--	--	--	0.28 L	--	--	--
LEAD	6.1	120 J	215	14.6	94.2	50.6	12.1	110 J	44.2
MERCURY	0.02 B	0.59 J	1.1 L	0.055 L	0.46 L	0.23 L	0.056 L	0.58 J	0.18 L
NICKEL	6.8	38.1 J	53	19	33.3	17.3	3.8	43.4 J	26.2
SELENIUM	0.66	3.1 J	3.5	1.5	2.6	1.3	0.31 B	3.4 J	2.1
SILVER	0.011 J	0.64 J	1.6 J	0.034 J	0.55 J	0.29 J	0.045 J	0.63 J	0.19 J
THALLIUM	0.085 J	0.24 J	0.29	0.21	0.2 J	0.1 J	0.035 J	0.28 J	0.25 J
ZINC	17 J	364 J	398	49.8	311 J	153 J	27.3 J	354 J	128 J
MISCELLANEOUS (%)									
PERCENT SOLIDS	55.7	27.4	29.8	35.8	31.2	51.4	78.8	21.4	29.6

TABLE 4-7

SUMMARY OF POSITIVE DETECTS FOR METALS SEDIMENT
FROG MORTAR CREEK PHASE III SURFACE WATER AND DEEP SEDIMENT INVESTIGATION
MARTIN STATE AIRPORT
LOCKHEED MARTIN, MIDDLE RIVER, MARYLAND

SAMPLE ID:	FMC-III-SED-34C	FMC-III-SED-35A	FMC-III-SED-35B	FMC-III-SED-35C	FMC-III-SED-36A	FMC-III-SED-36B	FMC-III-SED-36C
LABORATORY ID:	C8J010110012	C8J010115021	C8J010115022	C8J010115023	C8J010110013	C8J010110014	C8J010110015
LOCATION:	FMC-34	FMC-35	FMC-35	FMC-35	FMC-36	FMC-36	FMC-36
SAMPLE DATE:	7/29/2008	7/31/2008	7/31/2008	7/31/2008	7/29/2008	7/29/2008	7/29/2008
TOTAL METALS (mg/kg)							
ANTIMONY	0.074 B	0.43 L	0.25 L	0.2 L	0.47 J	0.44 L	0.34 L
ARSENIC	4.8	10.9	8.6	7.6	11.9 J	10.7	8.8
BERYLLIUM	1.6	1.9	2	2.3	2.1 J	2.4	2
CADMIUM	0.46 J	3.2 J	3.8 J	0.75 J	2.1 J	9.6 J	1 J
CHROMIUM	31.4	80.6 K	84.3 K	40.2 K	77.8 J	150	39.4
COPPER	16.8	128	32.9	27	183 J	61.2	26.2
HEXAVALENT CHROMIUM	--	--	--	--	--	--	--
LEAD	13	66	34.9	31.7	81.6 J	55.2	38.1
MERCURY	0.056 L	0.34 L	0.12 L	0.2 L	0.34 J	0.26 L	0.2 L
NICKEL	20.4	32.6	28.6	25.9	36.4 J	34	30.9
SELENIUM	1.6	2.3	2.1	2.1	2.7 J	2.5	1.9 L
SILVER	0.05 J	0.41 J	0.2 J	0.19 J	0.54 J	0.35 J	0.16 J
THALLIUM	0.18 J	0.19	0.2	0.18	0.21 J	0.24 J	0.22 J
ZINC	55.1 J	210	111	86.9	261 J	170 J	111
MISCELLANEOUS (%)							
PERCENT SOLIDS	35.7	31.6	36.3	40.8	28.3	35	40

(1) Source: Oak Ridge National Laboratory Regional Screening Levels for Chemical Contaminants at Superfund sites, July 7, 2008.

Residential soil values used; cancer (ca) values are 10X the original screening level value.

(2) MacDonald DD, Ingersoll CG, Berger TA, (2000) Development and evaluation of consensus-based sediment quality guidelines for freshwater ecosystems. Arch Env Contam Tox 39:20-31

PEC - Probable Effect Concentration

FMC - Frog Mortar Creek

SED - sediment

-- not detected

% - Percent

ug/kg - micrograms per kilogram

B - Analyte was detected but is considered to be a laboratory contaminant.

J - Positive value is considered estimated as a result of technical noncompliance.

K - inductively coupled plasma interference

L - Instrument calibration range exceedance

Gray shaded values exceed PEC criteria.

Black shaded values exceed ORNL criteria.

TABLE 4-8

DESCRIPTIVE DATA FOR SEDIMENT SAMPLES
FROG MORTAR CREEK PHASE III SURFACE WATER AND DEEP SEDIMENT INVESTIGATION
MARTIN STATE AIRPORT
LOCKHEED MARTIN, MIDDLE RIVER, MARYLAND
PAGE 1 OF 2

Chemical	Frequency of Detection		Mininum Non Detected	Maximum Non Detected	Mininum Detected	Maximum Detected	Sample of Maximum Detected	Mean of All Samples	Mean of Positive Detects	Standard Deviation
	Number	Percent								
TOTAL METALS (mg/kg)										
ANTIMONY	43/50	86%	0.023	0.086	0.043 L	5.4 L	FMC-27A	0.597	0.690	0.927
ARSENIC	50/50	100%	-	-	0.46	13.2 J	FMC-34A	6.69	6.69	4.04
BERYLLIUM	50/50	100%	-	-	0.067	2.9	FMC-12B	1.48	1.48	0.956
CADMIUM	49/50	98%	0.099	0.099	0.019 J	26.8 J	FMC-10C	6.05	6.17	6.84
CHROMIUM	50/50	100%	-	-	5	342 K	FMC-32B	92.5	92.5	91.2
COPPER	50/50	100%	-	-	1.9	338	FMC-31A	85.7	85.7	89.7
LEAD	50/50	100%	-	-	1.8	215	FMC-32B	63.9	63.9	55.1
MERCURY	42/48	88%	0.011	0.02	0.021 L	1.1 L	FMC-32B	0.278	0.317	0.253
NICKEL	50/50	100%	-	-	1.1	53	FMC-32B	24.4	24.4	16.1
SELENIUM	40/50	80%	0.091	0.35	0.39 L	3.5	FMC-12B, FMC-09C, FMC-10B, FMC-13B, FMC-32B	1.75	2.16	1.21
SILVER	42/50	84%	0.089	0.1	0.011 J	1.6 J	FMC-32B	0.383	0.447	0.373
THALLIUM	50/50	100%	-	-	0.01 J	0.32	FMC-12C, FMC-09C	0.166	0.166	0.094
ZINC	50/50	100%	-	-	3.9	428	FMC-27C	167	167	134
VOLATILES (ug/kg)										
1,2,4-TRICHLOROBENZENE	**2/50**	**4%**	**6.3**	**310**	**75 J**	**330**	**FMC-15C**	**16.9**	**203**	**50.7**
2-BUTANONE	**1/50**	**2%**	**6.3**	**350**	**9.8**	**9.8**	**FMC-27C**	**15.7**	**9.80**	**38.2**
CARBON DISULFIDE	**1/50**	**2%**	**6.3**	**350**	**5.3 J**	**5.3 J**	**FMC-21C**	**15.7**	**5.30**	**38.2**
CIS-1,2-DICHLOROETHENE	**9/50**	**18%**	**6.3**	**23**	**2.9 J**	**3200**	**FMC-16C**	**135**	**719**	**579**
TOLUENE	**1/50**	**2%**	**6.3**	**350**	**7.6 J**	**7.6 J**	**FMC-32B**	**15.6**	**7.60**	**38.2**
TRANS-1,2-DICHLOROETHENE	**1/50**	**2%**	**6.3**	**350**	**1.7 J**	**1.7 J**	**FMC-16B**	**15.6**	**1.70**	**38.2**
TRICHLOROETHENE	**3/50**	**6%**	**6.3**	**310**	**2.3 J**	**3200**	**FMC-16C**	**91.0**	**1371**	**467**
VINYL CHLORIDE	**1/50**	**2%**	**6.3**	**350**	**32**	**32**	**FMC-16B**	**16.2**	**32.0**	**38.2**
MISCELLANEOUS (%)										
PERCENT SOLIDS	50/50	100%	-	-	21.4	78.8	FMC-33C	47.7	47.7	17.7
PERCENT SOLIDS	50/50	100%	-	-	21.4	78.8	FMC-33C	47.7	47.7	17.7
MISCELLANEOUS (mg/kg)										
HEXAVALENT CHROMIUM	3/3	100%	-	-	0.25 L	0.42 L	FMC-18B	0.317	0.317	NA(1)
PESTICIDES/PCBs (ug/kg)										
AROCLOR-1016	**1/50**	**2%**	**21**	**78**	**40**	**40**	**FMC-27B**	**20.3**	**40.0**	**7.29**
AROCLOR-1254	**20/50**	**40%**	**21**	**56**	**10 J**	**1700**	**FMC-27C**	**110**	**246**	**276**
AROCLOR-1260	30/50	60%	21	53	9 J	970	FMC-27C	104	163	171

TABLE 4-8

DESCRIPTIVE DATA FOR SEDIMENT SAMPLES
FROG MORTAR CREEK PHASE III SURFACE WATER AND DEEP SEDIMENT INVESTIGATION
MARTIN STATE AIRPORT
LOCKHEED MARTIN, MIDDLE RIVER, MARYLAND

Chemical	Frequency of Detection		Mininum Non Detected	Maximum Non Detected	Mininum Detected	Maximum Detected	Sample of Maximum Detected	Mean of All Samples	Mean of Positive Detects	Standard Deviation
	Number	Percent								
POLY AROMATIC HYDROCARBONS (ug/l)										
ACENAPHTHENE	32/50	64%	9.3	190	69	2700	FMC-27C	285	424	442
ACENAPHTHYLENE	35/50	70%	9.3	230	18 J	1100	FMC-27C	135	173	181
ANTHRACENE	36/50	72%	9.3	190	57 J	6400	FMC-27C	495	673	990
BENZO(A)ANTHRACENE	36/50	72%	9.3	230	45 J	22000	FMC-27C	1007	1382	3362
BENZO(A)PYRENE	39/50	78%	9.3	190	82	19000	FMC-27C	1083	1379	3021
BENZO(B)FLUORANTHENE	38/50	76%	9.3	230	50 J	19000	FMC-27C	1116	1456	3104
BENZO(G,H,I)PERYLENE	37/50	74%	9.3	190	71	14000	FMC-27C	925	1238	2283
BENZO(K)FLUORANTHENE	**24/50**	**48%**	**9.3**	**240**	**55**	**7400**	**FMC-27C**	**454**	**892**	**1311**
CHRYSENE	36/50	72%	9.3	230	46 J	25000	FMC-27C	1166	1604	3861
DIBENZO(A,H)ANTHRACENE	30/50	60%	9.3	230	52	4100	FMC-27C	284	442	649
FLUORANTHENE	42/50	84%	43	190	12	56000	FMC-27C	2565	3045	8789
FLUORENE	34/50	68%	9.3	190	32 J	3500	FMC-27C	518	746	660
INDENO(1,2,3-CD)PYRENE	36/50	72%	9.3	230	55	12000	FMC-27C	789	1079	1967
NAPHTHALENE	30/50	60%	22	340	5.7 J	490 J	FMC-27C	87.2	111	82.1
PHENANTHRENE	40/50	80%	43	190	6 J	24000	FMC-27C	1016	1261	3763
PYRENE	39/50	78%	9.3	190	52 J	38000	FMC-27C	1760	2247	5863

Footnotes:

mg/kg - milligram per kilogram
ug/kg - microgram per kilogram
% - percent
FMC - Frog Mortar Creek
J - Positive value is considered estimated as a result of technical noncompliance.
K - inductively coupled plasma interference
Bolded shaded values indicate that percentage of non-detected values is greater than 50 percent.
For non-detects, 1/2 sample quantitation limit was used as a proxy concentration.
1/2 the detection limit was used for B qualified data.
NA(1) - Not applicable, there are an insufficient number of samples to calculate statistics.

Associated Samples

FMC-09B	FMC-21C	FMC-31C
FMC-09C	FMC-22B	FMC-32A
FMC-10B	FMC-22C	FMC-32B
FMC-10C	FMC-27A	FMC-32C
FMC-12B	FMC-27B	FMC-33A
FMC-12C	FMC-27C	FMC-33B
FMC-13B	FMC-28A	FMC-33C
FMC-13C	FMC-28B	FMC-34A
FMC-15B	FMC-28C	FMC-34B
FMC-15C	FMC-29A	FMC-34C
FMC-16B	FMC-29B	FMC-35A
FMC-16C	FMC-29C	FMC-35B
FMC-18B	FMC-30A	FMC-35C
FMC-18C	FMC-30B	FMC-36A
FMC-19B	FMC-30C	FMC-36B
FMC-19C	FMC-31A	FMC-36C
FMC-21B	FMC-31B	

TABLE 4-9

SUMMARY OF POSITIVE DETECTS FOR SURFACE WATER
FROG MORTAR CREEK PHASE III SURFACE WATER AND DEEP SEDIMENT INVESTIGATION
MARTIN STATE AIRPORT
LOCKHEED MARTIN, MIDDLE RIVER, MARYLAND

SAMPLE ID:	Federal Ambient Water Quality Standards		FMC-III-SW-27	FMC-III-SW-28	FMC-III-SW-30	FMC-III-SW-32	FMC-III-SW-36
LABORATORY ID:			C8H010190024	C8H010190027	C8H010190026	C8H010190025	C8G310262028
SAMPLE DATE:	Freshwater		7/31/2008	7/31/2008	7/31/2008	7/31/2008	7/29/2008
MATRIX:	Acute	Chronic	SW	SW	SW	SW	SW
INORGANICS (ug/L)							
ANTIMONY			0.76	0.3 B	0.38 B	0.32 B	0.24 B
ARSENIC	340	150	2.9	2.9	3.8	3.4	2.6
CADMIUM	2	0.25	0.24 B	--	--	--	--
CHROMIUM	16	11	12.2 J	11.6 J	10.2 J	10.7 J	11.7
COPPER	13	9	7.1	6.5	10.4	6.2	8.2
LEAD	65	2.5	4.2	1.6	2.3	1.1	1.7
NICKEL	470	52	3.4	2.4	2.1	2.1	2.9
SELENIUM		5	6.2	8.3	7.7	10.3	6.7
THALLIUM			0.053 B	0.058 B	0.07 B	0.13 B	0.091 B
ZINC	120	120	26.4	10.4	14.2	8.6	10.2
INORGANICS FILTERED (ug/L)							
ANTIMONY			0.67	0.28 B	0.34 B	0.33 B	0.32 B
ARSENIC	340	150	2.8	3.3	3.4	3	3.9
CADMIUM	2	0.25	--	--	--	--	--
CHROMIUM	16	11	11.6 J	11.6 J	16.1 J	11.3 J	12.3
COPPER	13	9	2.4	3.5	5.5	3.7	7.2
LEAD	65	2.5	0.27	0.052	0.2	0.026	1.8
NICKEL	470	52	2.4	1.9 L	1.9 L	2	2.9
SELENIUM		5	8.6	10.6	8	11.5	8.6
THALLIUM			0.044 B	0.046 B	0.066 B	0.13 B	0.1 B
ZINC	120	120	12.3	3.6	6.6	3.6	11.7

TABLE 4-9

SUMMARY OF POSITIVE DETECTS FOR SURFACE WATER
FROG MORTAR CREEK PHASE III SURFACE WATER AND DEEP SEDIMENT INVESTIGATION
MARTIN STATE AIRPORT
LOCKHEED MARTIN, MIDDLE RIVER, MARYLAND

SAMPLE ID:	Federal Ambient Water Quality Standards		FMC-III-SW-27	FMC-III-SW-28	FMC-III-SW-30	FMC-III-SW-32	FMC-III-SW-36
LABORATORY ID:			C8H010190024	C8H010190027	C8H010190026	C8H010190025	C8G310262028
SAMPLE DATE:	Freshwater		7/31/2008	7/31/2008	7/31/2008	7/31/2008	7/29/2008
MATRIX:	Acute	Chronic	SW	SW	SW	SW	SW
POLY AROMATIC HYDROCARBONS (ug/l)							
ACENAPHTHENE			--	--	0.12 J	--	--
ACENAPHTHYLENE			--	--	0.085 J	--	--
ANTHRACENE			--	--	0.26	0.13 J	--
BENZO(A)ANTHRACENE			--	0.94	0.38	0.24	--
BENZO(A)PYRENE			--	0.65	0.27	0.17 J	--
BENZO(B)FLUORANTHENE			--	1.4	0.38	0.21	0.097 B
BENZO(G,H,I)PERYLENE			0.16 J	0.83	0.46	0.16 J	0.28
BENZO(K)FLUORANTHENE			--	0.73	0.42	0.2	0.16 J
CHRYSENE			--	0.83	0.46	0.23	--
DIBENZO(A,H)ANTHRACENE			0.17 J	0.96	0.48	0.18 J	0.34
FLUORANTHENE			0.12 J	0.34	0.35	0.22	0.05 J
FLUORENE			0.21	--	0.17 J	0.19	--
INDENO(1,2,3-CD)PYRENE			0.12 J	1	0.44	0.18 J	0.26
NAPHTHALENE			--	--	0.079 J	--	--
PHENANTHRENE			0.14 B	0.15 B	0.35 B	0.23 B	0.16 B
PYRENE			0.13 J	0.35	0.32	0.2	--
VOLATILES (ug/L)							
ACETONE			4.3 B	--	--	3.8 B	--
CHLOROMETHANE			0.18 J	--	--	0.23 J	0.17 B
CIS-1,2-DICHLOROETHENE			0.24 J	0.26 J	0.11 J	0.16 J	--
TOLUENE			0.44 J	--	--	--	--
TRICHLOROETHENE			0.43 B	0.47 B	0.26 B	0.36 B	--
VINYL CHLORIDE			0.17 J	0.21 J	--	--	--

ug/L - micrograms per liter
FMC - Frog Mortar Creek
SW - surface water
-- Not detected

B - Analyte was detected but is considered to be a laboratory contaminant.
J - Positive value is considered estimated as a result of technical noncompliance.
Gray shaded values exceed Federal Ambient Water Quality Chronic Standard.
Black shaded values exceed Federal Ambient Water Quality Acute Standard.

TABLE 4-10

DESCRIPTIVE DATA FOR SURFACE WATER
FROG MORTAR CREEK PHASE III SURFACE WATER AND DEEP SEDIMENT INVESTIGATION
MARTIN STATE AIRPORT
LOCKHEED MARTIN, MIDDLE RIVER, MARYLAND
PAGE 1 OF 2

Chemical	Frequency of Detection		Mininum Non Detected	Maximum Non Detected	Mininum Detected	Maximum Detected	Maximum Detected Location	Mean of All Samples	Mean of Positive Detects	Standard Deviation
	Number	Percent								
INORGANICS (ug/L)										
ANTIMONY	**1/5**	**20%**	**0.24**	**0.38**	**0.76**	**0.76**	**FMC-III-SW-27**	**0.276**	**0.760**	**0.272**
ARSENIC	5/5	100%	-	-	2.6	3.8	FMC-III-SW-30	3.12	3.12	0.476
CHROMIUM	5/5	100%	-	-	10.2 J	12.2 J	FMC-III-SW-27	11.3	11.3	0.811
COPPER	5/5	100%	-	-	6.2	10.4	FMC-III-SW-30	7.68	7.68	1.70
LEAD	5/5	100%	-	-	1.1	4.2	FMC-III-SW-27	2.18	2.18	1.21
NICKEL	5/5	100%	-	-	2.1	3.4	FMC-III-SW-27	2.58	2.58	0.563
SELENIUM	5/5	100%	-	-	6.2	10.3	FMC-III-SW-32	7.84	7.84	1.60
ZINC	5/5	100%	-	-	8.6	26.4	FMC-III-SW-27	14.0	14.0	7.25
INORGANICS FILTERED (ug/L)										
ANTIMONY	**1/5**	**20%**	**0.28**	**0.34**	**0.67**	**0.67**	**FMC-III-SW-27**	**0.261**	**0.670**	**0.229**
ARSENIC	5/5	100%	-	-	2.8	3.9	FMC-III-SW-36	3.28	3.28	0.421
CHROMIUM	5/5	100%	-	-	11.3 J	16.1 J	FMC-III-SW-30	12.6	12.6	2.00
COPPER	5/5	100%	-	-	2.4	7.2	FMC-III-SW-36	4.46	4.46	1.89
LEAD	5/5	100%	-	-	0.026	1.8	FMC-III-SW-36	0.470	0.470	0.751
NICKEL	5/5	100%	-	-	1.9 L	2.9	FMC-III-SW-36	2.22	2.22	0.432
SELENIUM	5/5	100%	-	-	8	11.5	FMC-III-SW-32	9.46	9.46	1.51
ZINC	5/5	100%	-	-	3.6	12.3	FMC-III-SW-27	7.56	7.56	4.24
POLY AROMATIC HYDROCARBONS (ug/l)										
ACENAPHTHENE	**1/5**	**20%**	**0.19**	**0.2**	**0.12 J**	**0.12 J**	**FMC-III-SW-30**	**0.103**	**0.120**	**0.010**
ACENAPHTHYLENE	**1/5**	**20%**	**0.19**	**0.2**	**0.085 J**	**0.085 J**	**FMC-III-SW-30**	**0.096**	**0.085**	**0.007**
ANTHRACENE	**2/5**	**40%**	**0.2**	**0.2**	**0.13 J**	**0.26**	**FMC-III-SW-30**	**0.138**	**0.195**	**0.069**

TABLE 4-10

DESCRIPTIVE DATA FOR SURFACE WATER
FROG MORTAR CREEK PHASE III SURFACE WATER AND DEEP SEDIMENT INVESTIGATION
MARTIN STATE AIRPORT
LOCKHEED MARTIN, MIDDLE RIVER, MARYLAND
PAGE 2 OF 2

Chemical	Frequency of Detection		Mininum Non Detected	Maximum Non Detected	Mininum Detected	Maximum Detected	Maximum Detected Location	Mean of All Samples	Mean of Positive Detects	Standard Deviation
	Number	Percent								
BENZO(A)ANTHRACENE	3/5	60%	0.2	0.2	0.24	0.94	FMC-III-SW-28	0.352	0.520	0.349
BENZO(A)PYRENE	3/5	60%	0.2	0.2	0.17 J	0.65	FMC-III-SW-28	0.258	0.363	0.230
BENZO(B)FLUORANTHENE	3/5	60%	0.097	0.2	0.21	1.4	FMC-III-SW-28	0.428	0.663	0.558
BENZO(G,H,I)PERYLENE	5/5	100%	-	-	0.16 J	0.83	FMC-III-SW-28	0.378	0.378	0.281
BENZO(K)FLUORANTHENE	4/5	80%	0.2	0.2	0.16 J	0.73	FMC-III-SW-28	0.322	0.378	0.258
CHRYSENE	3/5	60%	0.2	0.2	0.23	0.83	FMC-III-SW-28	0.344	0.507	0.309
DIBENZO(A,H)ANTHRACENE	5/5	100%	-	-	0.17 J	0.96	FMC-III-SW-28	0.426	0.426	0.325
FLUORANTHENE	5/5	100%	-	-	0.05 J	0.35	FMC-III-SW-30	0.216	0.216	0.132
FLUORENE	3/5	60%	0.2	0.2	0.17 J	0.21	FMC-III-SW-27	0.154	0.190	0.051
INDENO(1,2,3-CD)PYRENE	5/5	100%	-	-	0.12 J	1	FMC-III-SW-28	0.400	0.400	0.356
NAPHTHALENE	**1/5**	**20%**	**0.19**	**0.2**	**0.079 J**	**0.079 J**	**FMC-III-SW-30**	**0.095**	**0.079**	**0.009**
PYRENE	4/5	80%	0.2	0.2	0.13 J	0.35	FMC-III-SW-28	0.220	0.250	0.112
VOLATILES (ug/L)										
CHLOROMETHANE	**2/5**	**40%**	**0.17**	**1**	**0.18 J**	**0.23 J**	**FMC-III-SW-32**	**0.299**	**0.205**	**0.191**
CIS-1,2-DICHLOROETHENE	4/5	80%	1	1	0.11 J	0.26 J	FMC-III-SW-28	0.254	0.193	0.150
TOLUENE	**1/5**	**20%**	**1**	**1**	**0.44 J**	**0.44 J**	**FMC-III-SW-27**	**0.488**	**0.440**	**0.027**
VINYL CHLORIDE	**2/5**	**40%**	**1**	**1**	**0.17 J**	**0.21 J**	**FMC-III-SW-28**	**0.376**	**0.190**	**0.170**

Footnotes:

Shaded and bolded cells indicate mean of positive detections greater than background

For non-detects, 1/2 sample quantitation limit was used as a proxy concentration.

ug/L - microgram per liter

FMC - Frog Mortar Creek

J - Positive value is considered estimated as a result of technical noncompliance.

- Not applicable

Section 5
Summary

Tetra Tech has completed a three phase investigation of surface water and sediment in FMC. The three phase investigation included the following tasks: (1) the identification of groundwater seepage locations into surface water by the use of a Trident™ probe; (2) surface water and shallow sediment sampling at locations identified as possible groundwater discharge points in Phase I; and, (3) sampling of deeper sediment at locations identified in Phase II as having possible site-related impacts. The purpose of the FMC investigation was to identify and sample areas of groundwater seepage into FMC, to assess potential impacts to the sediment and surface water and to assess whether contaminants may have historically migrated from the site into FMC via erosion.

The field activities included a combination of field screening methods and off-site laboratory analysis of site-related contaminants. The results of each phase of the investigation were used to determine the scope of the next phase. The analytical suite for surface water and sediment samples included all known site contaminants along with emerging chemicals previously identified for the MSA site.

The results of the Phase I Trident Study identified the likely presence of groundwater discharge at the south-end of the groundwater plume at MSA. The results of the Phase II investigation indicated that groundwater discharge appeared to be impacting surface water and sediment in FMC east of MSA. The results of the Phase III investigation confirmed the Phase II results but also indicated that metal and PAH impacts were widespread in the FMC system, including upstream locations.

All three phases of the investigation corroborate the conclusion of chlorinated solvent groundwater contamination impacting surface water and sediment upon discharge at locations adjacent to and east of MSA. These locations are within the lateral boundaries of the groundwater plume and known fill area at MSA. The results of the sediment sampling and analyses showed

that the highest concentrations of chlorinated compounds known to be associated with groundwater at MSA were detected in FMC sediments adjacent to the site, that the highest concentrations of metals were typically found at background locations, and that the highest concentrations of PAHs were found in Gar Gut.

Several metal concentrations in surface water exceeded USEPA ambient water quality criteria. Concentrations of these metals were consistent in FMC and do not necessarily appear associated with known contaminant sources and do not appear to represent a high level of potential risk. Most metals appear to be present in dissolved form and not adsorbed to suspended material in the water column.

Sediment concentrations of several metals and PAHs exceeded applicable screening levels throughout the FMC system including site and background sampling locations. The detected levels do not appear to represent a high level of potential risk. An evaluation of the concentrations of these contaminants in all samples showed mean concentrations that typically exceeded the screening levels. This contamination appears to be associated with typical sources within an active water body such as FMC including metals from marine paint, PAHs from boat exhaust and oil discharge, as well as runoff from land sources. Only Gar Gut demonstrated impacts that may not be associated with these typical types of contaminant sources in FMC and may represent a separate source. Gar Gut was found to have localized elevated concentrations of VOCs, PAHs, and metals in surface water and elevated concentrations of PAHs in sediment. The types and concentrations of contaminants found at this location have a different signature than contamination found at other locations such as east of MSA and the fill area indicating the possible presence of a unique source. Overall contaminant concentrations within FMC sediment do not appear to represent a high level of potential risk. However, areas of elevated compounds may require further evaluation.

Section 6
References

1. Tetra Tech, January 2006. Revised Human Health Risk Assessment, Martin State Airport.

2. Tetra Tech, February 2007a. FMC Phase I Study Work Plan, Martin State Airport.

3. Tetra Tech, June 2007b. Phase I FMC Study Report, Martin State Airport.

4. Tetra Tech, August 2007c. Phase II FMC Work Plan, Martin State Airport.

5. Tetra Tech, August 2008. Phase II FMC Study Report, Martin State Airport.

6. Tetra Tech, July 2008. Phase III FMC Work Plan, Martin State Airport.

7. Tetra Tech, October 2008. Phase III FMC Study Report, Martin State Airport.

8. MacDonald, DD, Ingersoll, CG, Berger, TA, 2000. Development and evaluation of consensus-based sediment quality guidelines for freshwater ecosystems. Archives of Environmental Contamination and Toxicology 39:20-31.

9. ORNL, 2008. Oak Ridge National Laboratory Regional Screening Levels for Chemical Contaminants at Superfund Sites. July.

10. USEPA, 2006. USEPA (U.S. Environmental Protection Agency) National Recommended Water Quality Criteria. Office of Water, Washington, D.C.

APPENDIX A – PHASE I COASTAL MONITORING ASSOCIATES REPORT

Final Report

TRIDENT PROBE INVESTIGATION AND POREWATER SAMPLING FROG MORTAR CREEK, MARYLAND

May 2007

Submitted to:

Michael Martin and Tony Apanavage

TETRA TECH NUS, Inc.

Foster Plaza 7

661 Anderson Drive

Pittsburgh, PA 15220

Submitted by:

Coastal Monitoring Associates, LLC

4741 Orchard Ave.

San Diego, CA 92107



TABLE OF CONTENTS

1 INTRODUCTION 1

1.1 BACKGROUND 1

1.2 SITE CHARACTERISTICS 1

1.3 OBJECTIVES OF THE PROJECT 1

2 PROJECT TECHNOLOGY AND METHODOLOGY 3

2.1 TECHNOLOGY DESCRIPTION 3

2.2 SAMPLING DESIGN 3

2.3 TRIDENT SENSOR SAMPLING 4

2.4 TRIDENT SUBSURFACE WATER SAMPLING 4

3 RESULTS 7

3.1 DATA QUALITY RESULTS 7

3.2 FIELD SAMPLING RESULTS 12

4 REFERENCES 25

LIST OF ACRONYMS

CoC	Contaminant of Concern
GPS	Global Positioning System
MSA	Martin State Airport
NIST	National Institute of Standards and Technology
PARCC	Precision, Accuracy, Representativeness, Completeness, and/or Comparability
QA	Quality Assurance
RSD	Relative Standard Deviation

UNITS

C	degrees Celsius
ft	feet
%FS	percent full scale
mS/cm	millisiemens per centimeter

LIST OF TABLES

Table 3-1. Conductivity calibration results for the Trident Probe and Reference sensors. Conductivities reported in millisiemens per centimeter (mS/cm) and relative standard deviations reported as percent of full scale (%FS). 9

Table 3-2. Temperature calibration results for the Trident Probe and Reference sensors. Temperatures reported in degrees Celsius (C) and relative standard deviations reported as percent of full scale (%FS). 9

Table 3-3. Trident sensor results for transects 1-6 and the supplementary station. 15

Table 3-4. Statistical summary for the Trident sensor survey. 17

Table 3-5. Water depth and sediment type at the Trident sensor stations. Water depths were recorded by handheld sounder and are not corrected for tidal condition. Sediment type is qualitative based on push resistance of Trident probe and/or visual observation of material on probe after retreival. 17

LIST OF FIGURES

Figure 2-1. Complete Trident Probe showing sensor and water sampling probes, push-pole, GPS unit, expanded view of sensors and water sampler, and deck unit. 5
Figure 2-2. Sampling grid for the Trident Probe sensor survey in Frog Mortar Creek. Yellow crosses indicate actual sampling locations. Yellow labels indicate transect numbers and white labels indicate individual station numbers. 6
Figure 3-1. Trident probe conductivity sensor calibration..... 10
Figure 3-2. Trident probe temperature sensor calibration. 10
Figure 3-3. Trident reference conductivity sensor calibration..... 11
Figure 3-4. Trident reference temperature sensor calibration..... 11
Figure 3-5. Trident subsurface conductivity distribution (mS/cm). 19
Figure 3-6. Trident subsurface temperature distribution (C). 21
Figure 3-7. Potential discharge zones based on Trident subsurface conductivity and temperature. Yellow crosses indicate stations targeted for porewater sampling. 23

1 INTRODUCTION

1.1 BACKGROUND

This data report describes the results of a Trident Probe and porewater sampling investigation in Frog Mortar Creek adjacent to the Martin State Airport, Middle River, Maryland. The investigation was performed at the request of Tetra Tech NUS, Inc.

1.2 SITE CHARACTERISTICS

The Martin State Airport (MSA) site is located at 701 Wilson Point Road in Middle River, Maryland. The site is bounded by Frog Mortar Creek to the east and Stansbury Creek to the west. Both creeks join into Middle River, a tidal tributary of Chesapeake Bay, at the south side of the airport. With large surface water bodies surrounding most of the perimeter, the setting can be considered a small peninsula. Groundwater elevations at the site generally exceed mean sea level with groundwater flow eastward toward Frog Mortar Creek (Tetra Tech, 2002). Previous studies indicate tidal influence in monitoring wells adjacent to Frog Mortar Creek. Frog Mortar Creek is a fresh/brackish water tidal waterbody that is one of many upper inlets associated with the Chesapeake Bay. Along with MSA, Frog Mortar Creek is surrounded by urban and commercial land uses and has several boat docks located across the creek from MSA.

1.3 OBJECTIVES OF THE PROJECT

The objective for this work was to identify the location of, and collect porewater samples from, potential groundwater discharge zones in Frog Mortar Creek adjacent to the MSA site.

2 PROJECT TECHNOLOGY AND METHODOLOGY

2.1 TECHNOLOGY DESCRIPTION

The primary technology utilized for the study was a screening probe for determining where groundwater may be discharging with an integrated porewater sampler for collecting subsurface samples from areas identified as potential discharge zones (the Trident Probe; Figure 2-1). The Trident probe is a direct-push, integrated temperature sensor, conductivity sensor, and porewater sampler developed to screen sites for areas where groundwater may be discharging to a surface water body (Figure 2-1; Chadwick et al., 2003). Spatial patterns in observed subsurface and surface water conductivity and temperature indicate areas where groundwater discharge may be occurring. The integral porewater sampler can be used to rapidly confirm the presence of freshwater or other chemical constituents. The pole-mounted global positioning system (GPS) receiver records the location of the push. Both the sensor component and the porewater sampler were used during this survey.

2.2 SAMPLING DESIGN

The experimental design for the Trident survey at Frog Mortar Creek focused on identifying and collecting porewater samples from potential groundwater discharge zones along the creek channel adjacent to MSA. The sampling design included two components to determine (1) the location and extent of potential groundwater discharge zones in Frog Mortar Creek, and (2) the concentration of site contaminants in the sub-surface porewater from within those zones or any other areas of potential interest. The Trident sensor sampling grid consisted of the 6 primary transects of 4 stations each, and 1 supplementary station to further delineate potential groundwater discharge zones (Figure 2-2). Based on the results from the Trident sensor survey, a sub-set of 9 stations were selected for porewater sampling. The study was conducted during the period 3-9 March 2007. During this period it was expected that upland groundwater would contrast as warm and fresh compared to the cooler, brackish surface water conditions. The approaches for each component of the investigation are summarized below.

2.3 TRIDENT SENSOR SAMPLING

The Trident Probe sensor survey was conducted in Frog Mortar Creek adjacent to MSA during the period extending from 3/3/07 – 3/7/07. A total of 25 Trident stations were sampled for subsurface temperature/conductivity contrast. At each station, average sensor readings were determined based on a minimum of nine replicate readings. The Trident sensor survey was conducted by inserting the probe into the seabed to a depth of approximately 2 ft from a small boat. Once on station with the probe inserted, data was collected from the probe (subsurface) and reference (surface water at 1 ft above the interface) conductivity and temperature sensors and the GPS using the TridentTalk software. Once the sensor readings had stabilized, the data was recorded by activating the "Log current data" button on the TridentTalk display. The real-time data were then reviewed in numeric format, and displayed spatially using the AGIS™ graphical information system software. The spatial AGIS™ display provided a capability for rapidly evaluating the most likely areas of groundwater discharge based on spatial patterns of subsurface temperature and conductivity, and contrast between subsurface and surface water conditions. The resulting survey data were used to develop spatial maps indicating potential areas of groundwater discharge.

2.4 TRIDENT SUBSURFACE WATER SAMPLING

Subsurface porewater samples were collected at nine stations for CoC analysis. Trident subsurface water sampling locations were selected from a subset of the Trident sensor stations in consultation with the site manager based on the results of the Trident sensor survey. Eight of the stations were targeted along two transects that intersected potential discharge zones identified with the Trident sensor survey. The ninth station was targeted at an isolated station along the southern extent of the MSA shoreline. Porewater CoC sampling were performed at a depth of approximately 2 ft below the sediment surface. At each station, sub-surface water samples were collected via the porewater sampling probe on the Trident. Samples for CoC analysis were transferred immediately to Tetra Tech NUS personnel for preparation and shipment to the analytical laboratory.

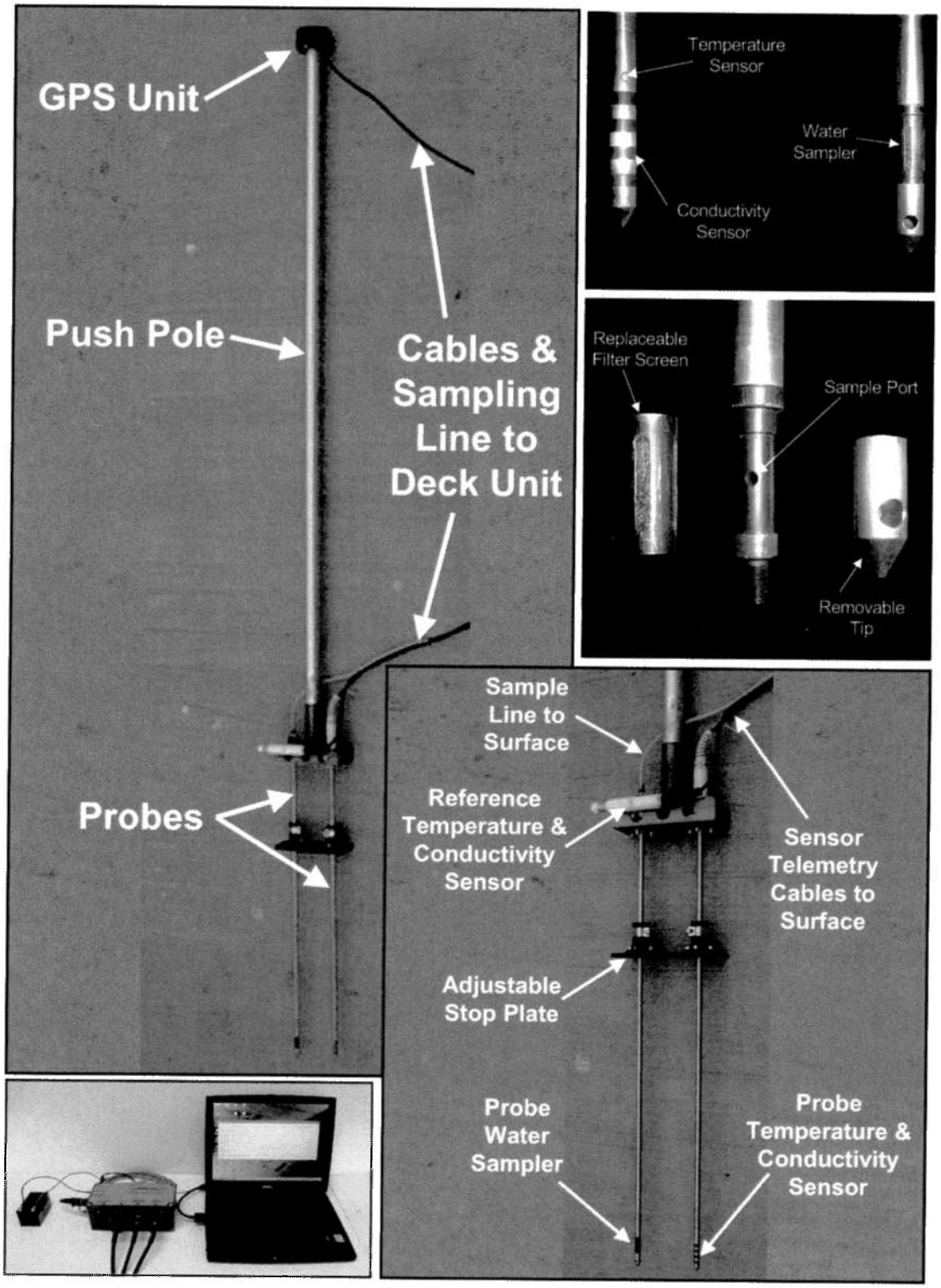

Figure 2-1. Complete Trident Probe showing sensor and water sampling probes, push-pole, GPS unit, expanded view of sensors and water sampler, and deck unit.



Figure 2-2. Sampling grid for the Trident Probe sensor survey in Frog Mortar Creek. Yellow crosses indicate actual sampling locations. Yellow labels indicate transect numbers and white labels indicate individual station numbers.

3 RESULTS

3.1 DATA QUALITY RESULTS

The quality assurance (QA) objective of this field investigation was to collect data of known quality. The QA processes included the application of: (1) appropriate field techniques; (2) appropriate analytical methods; and (3) measurement objectives for precision, accuracy, representativeness, completeness, and comparability (PARCC). Results for the QA objectives for the Trident measurements are summarized below.

Precision

Precision for the Trident sensors including temperature and conductivity was assessed on the basis of replicate analysis performed under controlled laboratory conditions prior to commencement of the survey. Sensor replicates consisted of a minimum of nine individual measurements for each standard. Results for the Trident laboratory precision were generated for replicate measurements of de-ionized water and two separate National Institute of Standards and Technology (NIST) conductivity standards for the conductivity sensor, and four fixed temperature water baths monitored by a highly accurate digital oceanographic thermometer for the temperature sensor. Laboratory relative standard deviations (RSDs) for the Trident conductivity sensors ranged from 0.00 – 0.43% of full scale for the Probe, and 0.00 – 0.07% for the Reference (Table 3-1). RSDs for the Trident temperature sensors were 0.00 – 0.24% full scale for the Probe, and 0.01 – 0.19% for the Reference (Table 3-2). This range of variation is generally 2-3 orders of magnitude lower than the variations observed at the site.

Accuracy

For Trident temperature and conductivity sensors, accuracy was established by applying laboratory calibrations. Calibration curves for the Trident probe conductivity and temperature sensors are shown in Figure 3-1 and Figure 3-2. Calibration curves for the Trident reference conductivity and temperature sensors are shown in Figure 3-3 and Figure 3-4. The conductivity sensors utilize a slope factor which is input to the TridentTalk™ software so that the recorded values are calibrated in real-time. No intercept correction is made because at low conductivities this can result in negative

values which will be cut off by the software. The temperature sensors utilize both a slope factor and an intercept factor which are input to the TridentTalk™ software so that the recorded values are calibrated in real-time. All calibrations were found to be highly linear over the calibration range with $R^2 \sim 1.00$ for all sensors.

Representativeness

Representativeness is a qualitative expression of the degree to which sample data accurately represent the characteristics of a population, parameter variations at a sampling point, or an environmental condition that they are intended to represent. Representativeness was maximized by (1) selecting the appropriate number of samples and sampling locations, and (2) using appropriate and established sample collection, handling, and analysis techniques to provide information that reflects actual site conditions.

Completeness

Completeness assesses the amount of valid data obtained from a measurement system compared to the amount of data required to achieve a particular statistical level of confidence. The percent completeness was calculated as the number of samples yielding acceptable data divided by the total number of samples planned to be collected and multiplied by 100. Results for completeness were assessed for the Trident sensor data based on the number of stations where acceptable data was collected. Completeness for the Trident sensor data was 100%.

Comparability

Comparability is a qualitative parameter that expresses the degree of confidence that one data set may be compared to another. This goal was achieved through the use of (1) standardized techniques to collect and analyze samples, and (2) appropriate units to report analytical results. The comparability of the data was maximized by using standard analytical methods when possible, reporting data in consistent units, reporting data in a tabular format, and by validating the results against commonly accepted methodologies and target limits.

NIST Standard	Reps	Trident Probe			Trident Reference		
		Cond	StDev	RSD	Cond	StDev	RSD
(mS/cm)		(mS/cm)	(mS/cm)	(%FS)	(mS/cm)	(mS/cm)	(%FS)
0	10	0.200	0.000	0.00	0.006	0.000	0.00
1	10	1.200	0.000	0.00	1.115	0.000	0.00
10	10	9.720	0.042	0.43	10.410	0.007	0.07
		Cal Factor	1.025		Cal Factor	0.960	

Table 3-1. Conductivity calibration results for the Trident Probe and Reference sensors. Conductivities reported in millisiemens per centimeter (mS/cm) and relative standard deviations reported as percent of full scale (%FS).

Temp. Standard	Reps	Trident Probe			Trident Reference		
		Temp.	StDev	RSD	Temp.	StDev	RSD
(C)		(C)	(C)	(%FS)	(C)	(C)	(%FS)
5	9	4.465	0.060	0.24	5.999	0.046	0.19
15	10	14.880	0.001	0.00	14.742	0.004	0.02
20	10	19.874	0.002	0.01	19.735	0.002	0.01
25	10	24.845	0.001	0.00	24.710	0.002	0.01
		Cal Slope	0.980		Cal Slope	1.069	
		Cal Offset	0.548		Cal Offset	-1.176	

Table 3-2. Temperature calibration results for the Trident Probe and Reference sensors. Temperatures reported in degrees Celsius (C) and relative standard deviations reported as percent of full scale (%FS).

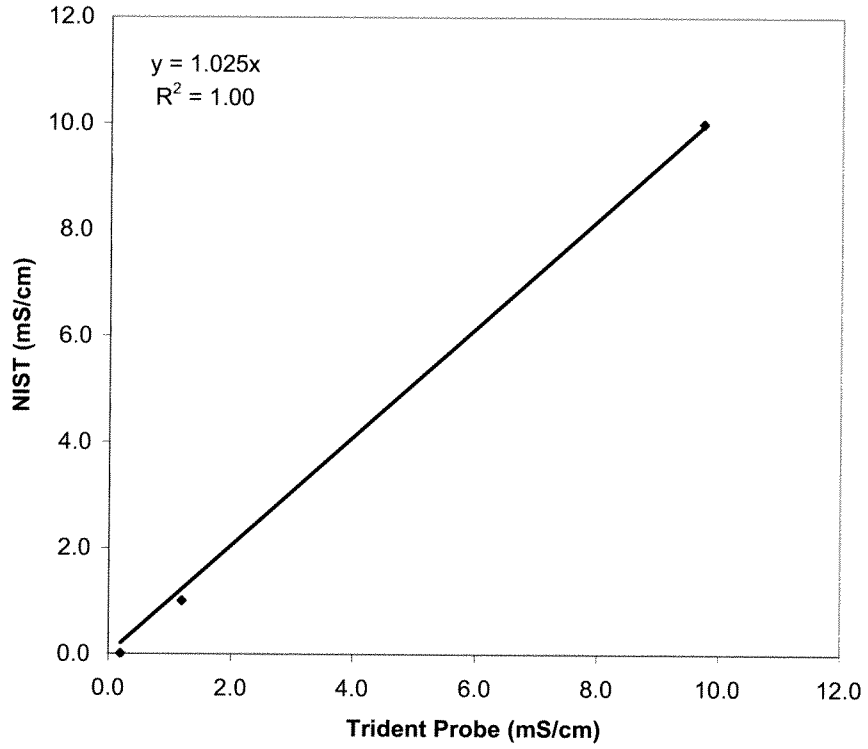

Figure 3-1. Trident probe conductivity sensor calibration.

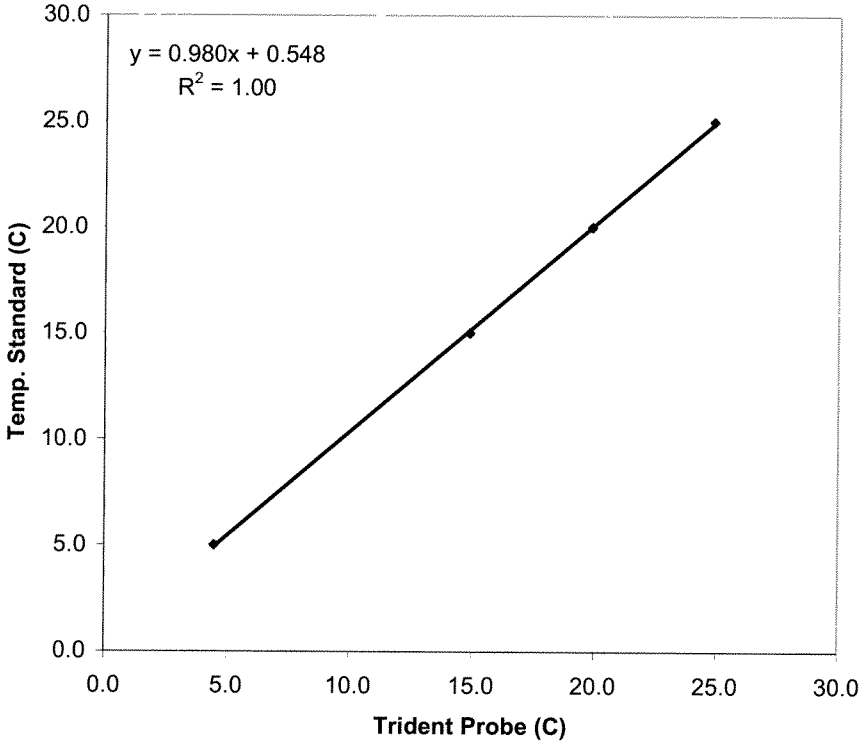

Figure 3-2. Trident probe temperature sensor calibration.

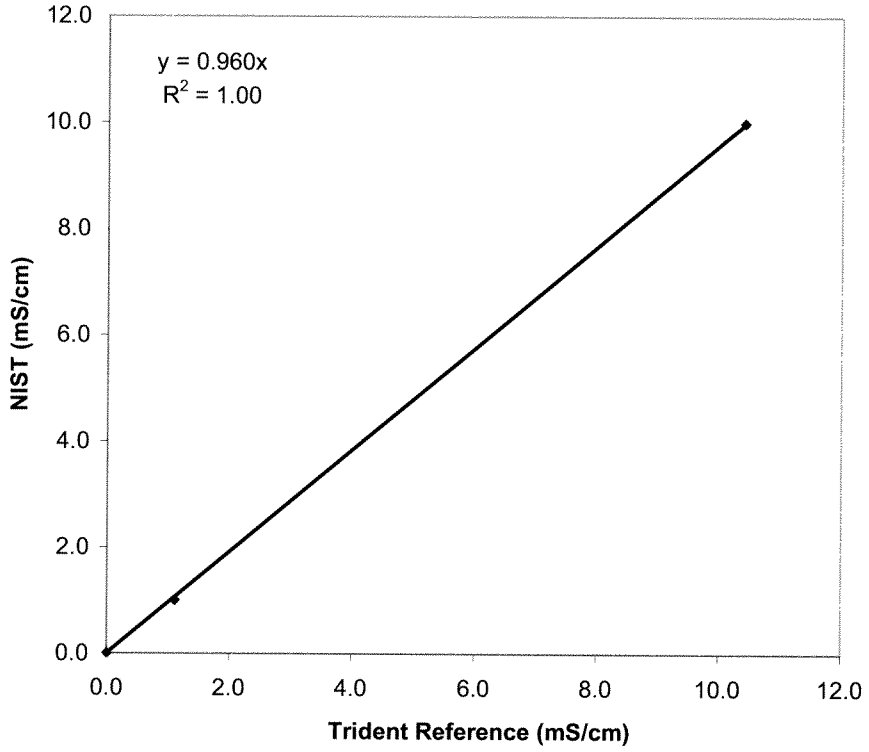

Figure 3-3. Trident reference conductivity sensor calibration.

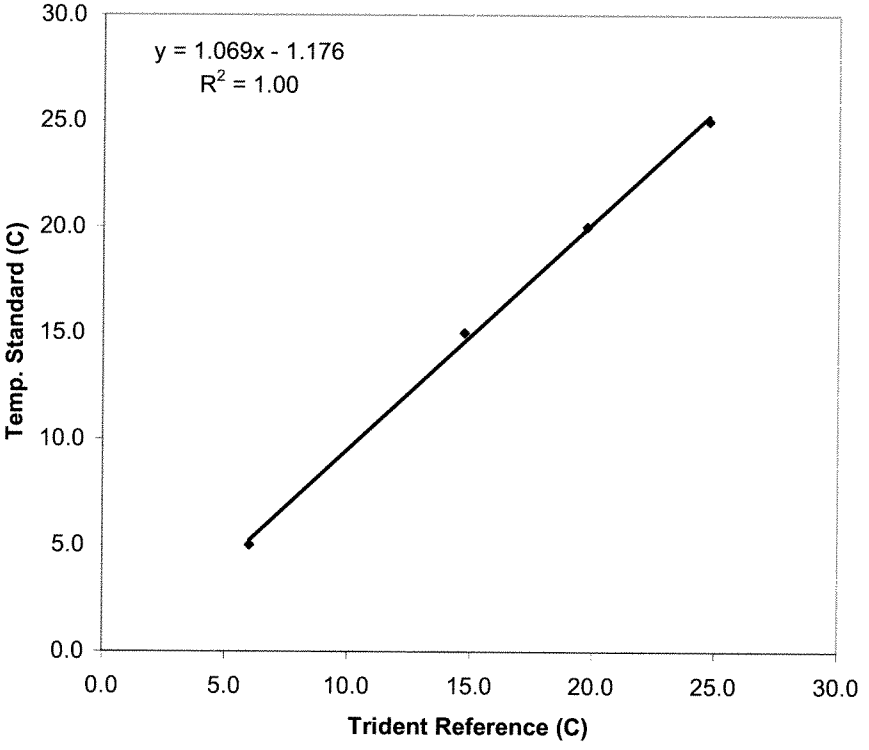

Figure 3-4. Trident reference temperature sensor calibration.

3.2 FIELD SAMPLING RESULTS

3.2.1 TRIDENT CONDUCTIVITY AND TEMPERATURE MAPPING

Horizontal Trident mapping of conductivity and temperature contrast at the groundwater – surface water interface was used to identify likely areas of groundwater discharge to Frog Mortar Creek. During the winter, groundwater in this region was expected to be warmer and fresher than the surface water. Trident measurements were performed at the stations shown in Figure 2-2. Complete results for the Trident conductivity and temperature mapping are given in Table 3-3, and statistics are summarized in Table 3-4. The results for subsurface conductivity and temperature for the offshore study area were classified and posted spatially with an aerial photo basemap in Figure 3-5 and Figure 3-6.

Subsurface conductivities ranged from 0.50 to 3.92 mS/cm with an overall site average of 2.69±1.26 mS/cm (± one standard deviation). Lowest conductivities were concentrated along the shorelines of Frog Mortar Creek, both on the MSA side and the eastern shoreline (Figure 3-5). On the MSA shoreline, lowest conductivities were found on the northern most transects (transects 1-3) and at the supplementary station to the north of transect 1. Low conductivity stations along the eastern shore of the creek were concentrated between the marina dock and the shoreline and included transects 2-5 (stations 8, 12, 16, 20). Higher subsurface conductivities were generally observed along the central portion of the creek and closer to shore along the southern portion of the MSA shoreline. Surface water conductivities showed minimal variation over the survey area with a site-average of 6.70±0.20 mS/cm. Surface water conductivities did increase slightly during the survey period (~0.3 mS/cm from 3/5/07 to 3/7/07). In general, surface water conductivities tend to be higher than subsurface conductivities because the subsurface readings are in a sediment/water matrix and the surface water conductivities are in a pure water matrix. In sandy sediments, the subsurface conductivities are generally lower by about a factor of two for the same salinity. The evaluation of discharge zones focused on the relative variation and patterns in subsurface conductivity, rather than subsurface versus surface water contrast.

Subsurface temperatures in the offshore region varied by about 5 C, ranging from 4.49 C to 9.30 C. The overall site average for subsurface temperature was 4.48±0.97 C. Warmer

subsurface temperatures were concentrated along the MSA shoreline of Frog Mortar Creek (Figure 3-6). Exceptions included supplementary station 25 at the northern extent of the MSA shoreline, and station 17 on transect 5 toward the southern extent of the MSA shoreline, where cooler subsurface temperatures were observed. A secondary isolated zone of warm subsurface temperature was observed on the eastern shoreline on transect 2 (Station 8). The remaining stations along the eastern shore all showed cooler subsurface temperatures. Subsurface temperatures along the central portion of the creek were generally moderate to cool relative to the rest of the site. Temperature contrast with surface water was also recorded. In general, subsurface temperatures were warmer than surface water temperatures as expected with site-average subsurface temperature of 6.35 C versus site average surface water temperature of 3.00 C. However, the surface water temperature cooled significantly during the survey period (decrease by ~ 4 C between 3/5/07 and 3/7/07) which led to a bias in the temperature contrast between the data collected on the two survey days. Thus, as with conductivity, the evaluation of discharge zones focused on the relative variation and patterns in subsurface temperature, rather than subsurface versus surface water contrast.

Based on the subsurface conductivity and temperature mapping, potential groundwater discharge zones were identified (Figure 3-7). Low subsurface conductivity zones were predominately along the two shorelines of the creek. Warm subsurface temperature zones were predominately along the MSA shoreline with a small zone toward the northern extent of the eastern shoreline. Correspondence between low subsurface conductivity and high subsurface temperature was observed along the northern portion of the MSA shoreline, and at the isolated station at the northern extent of the eastern shoreline survey area. These zones were interpreted to have the highest potential for groundwater discharge based on the hypothesis that groundwater was fresher and warmer than surface water at the site. Along with low subsurface conductivity and warmer subsurface temperature, these areas were generally characterized by proximity to the shoreline, shallow water depth, and sandy substrates relative to the deeper, silt/clay conditions that characterized the central channel of the creek (Table 3-5).

3.2.2 TRIDENT SUBSURFACE WATER SAMPLING

Sub-surface porewater samples were successfully collected at nine stations for CoC analysis. Trident subsurface water sampling locations were selected from a subset of the Trident sensor stations in consultation with the site manager based on the results of the Trident sensor survey (Figure 3-7). Eight of the stations were targeted along two transects that intersected potential discharge zones identified with the Trident sensor survey (T2; Stations 5,6,7,8 and T4; Stations 13,14,15,16). The ninth station was targeted at an isolated station along the southern extent of the MSA shoreline (T6; Station 20). Porewater CoC sampling were performed at a depth of approximately 2 ft below the sediment surface. At each station, sub-surface water samples were collected via the porewater sampling probe on the Trident. Samples for CoC analysis were transferred immediately to Tetra Tech NUS personnel for preparation and shipment to the analytical laboratory.

Transect	Station	Station Reps	Date	Time	Long (deg W)	Lat (deg N)	Avg Probe Temp (C)	StDev Probe Temp (C)	Avg Ref Temp (C)	StDev Ref Temp (C)	Δ Temp (C)	Avg Probe Cond (mS/cm)	StDev Probe Cond (mS/cm)	Avg Ref Cond (mS/cm)	StDev Ref Cond (mS/cm)	Δ Cond (mS/cm)
1	1	9	3/5/2007	9:48:49	-76.40833	39.32785	6.998	0.019	5.077	0.021	1.920	0.700	0.000	6.584	0.005	-5.884
1	2	10	3/5/2007	10:13:33	-76.40802	39.32817	7.587	0.037	4.957	0.003	2.630	3.510	0.032	6.592	0.004	-3.082
1	3	10	3/5/2007	10:37:02	-76.4076	39.32867	6.420	0.043	4.843	0.068	1.577	3.620	0.042	6.471	0.013	-2.851
1	4	10	3/5/2007	11:11:08	-76.407	39.32902	6.647	0.030	5.162	0.025	1.485	3.700	0.000	6.384	0.004	-2.684
2	5	10	3/5/2007	11:35:07	-76.40782	39.32727	9.301	0.032	5.466	0.012	3.835	1.500	0.000	6.389	0.014	-4.889
2	6	9	3/5/2007	16:41:26	-76.40723	39.32777	6.630	0.034	6.159	0.034	0.472	3.922	0.044	6.316	0.008	-2.394
2	7	9	3/7/2007	8:38:03	-76.40673	39.32817	5.989	0.115	0.198	0.125	5.790	3.722	0.044	6.981	0.052	-3.259
2	8	10	3/7/2007	8:48:17	-76.40637	39.32857	7.411	0.123	1.519	0.149	5.892	1.600	0.000	6.688	0.037	-5.088
3	9	10	3/5/2007	12:07:37	-76.40718	39.32675	6.382	0.002	5.945	0.001	0.437	0.500	0.000	6.437	0.003	-5.937
3	10	10	3/7/2007	9:28:47	-76.40678	39.32683	6.783	0.003	2.257	0.004	4.526	3.510	0.032	6.711	0.006	-3.201
3	11	10	3/7/2007	10:07:46	-76.40625	39.32723	5.898	0.093	1.018	0.394	4.879	3.610	0.032	6.899	0.084	-3.289
3	12	10	3/7/2007	9:00:40	-76.40555	39.32798	4.489	0.032	0.205	0.141	4.284	0.500	0.000	7.022	0.054	-6.522
4	13	9	3/5/2007	12:21:46	-76.40675	39.32583	6.925	0.048	5.833	0.027	1.092	2.900	0.000	6.500	0.005	-3.600
4	14	9	3/7/2007	10:20:19	-76.40635	39.32607	5.819	0.089	1.239	0.144	4.581	3.800	0.000	6.795	0.027	-2.995
4	15	10	3/7/2007	10:29:30	-76.40592	39.32638	6.172	0.110	1.392	0.362	4.780	3.720	0.042	6.837	0.076	-3.117
4	16	9	3/7/2007	10:47:21	-76.40525	39.32698	5.050	0.027	0.879	0.355	4.171	0.700	0.000	7.048	0.078	-6.348
5	17	10	3/5/2007	12:35:08	-76.40605	39.32517	5.723	0.022	5.893	0.052	-0.170	2.520	0.042	6.690	0.007	-4.170
5	18	10	3/7/2007	10:56:57	-76.40545	39.32547	6.026	0.088	1.760	0.126	4.266	3.870	0.048	6.765	0.026	-2.895
5	19	10	3/7/2007	11:07:32	-76.40498	39.32573	6.291	0.041	2.110	0.031	4.181	3.220	0.042	6.757	0.007	-3.537
5	20	10	3/7/2007	11:18:19	-76.40472	39.32603	5.413	0.066	1.879	0.121	3.534	1.400	0.000	6.866	0.024	-5.466
6	21	10	3/5/2007	12:50:17	-76.40535	39.32448	7.125	0.075	5.314	0.016	1.811	3.900	0.067	6.636	0.004	-2.736
6	22	10	3/7/2007	11:26:09	-76.40498	39.32473	6.396	0.072	2.065	0.071	4.331	3.910	0.032	6.790	0.013	-2.880
6	23	9	3/7/2007	11:36:13	-76.40467	39.32495	6.153	0.077	1.939	0.100	4.214	3.200	0.000	6.754	0.020	-3.554
6	24	10	3/7/2007	11:45:09	-76.40432	39.32527	6.394	0.091	1.736	0.102	4.657	2.400	0.000	6.793	0.012	-4.393
Sup	25	9	3/7/2007	12:00:49	-76.40877	39.3283	4.793	0.006	0.113	0.077	4.679	1.200	0.000	6.849	0.013	-5.649

Notes: Probe = subsurface

Reference (Ref) = surface water

Δ Temp = subsurface – surface water temperature

C = degrees Celsius

mS/cm = millisiemens per centimeter

Δ Cond = subsurface – surface water conductivity

Table 3-3. Trident sensor results for transects 1-6 and the supplementary station.

	Subsurface		Surface Water		Contrast	
	Probe Temp (C)	Probe Cond (mS/cm)	Ref Temp (C)	Ref Cond (mS/cm)	Δ Temp (C)	Δ Cond (mS/cm)
Average	6.353	2.685	2.998	6.702	3.354	-4.017
Minimum	4.489	0.500	0.113	6.316	-0.170	-6.522
Maximum	9.301	3.922	6.159	7.048	5.892	-2.394
StDev	0.973	1.258	2.148	0.202	1.756	1.304

Table 3-4. Statistical summary for the Trident sensor survey.

Transect	Station	Water Depth (ft)	Sediment Type
1	1	3.3	silt over sand
1	2	5.6	silt/clay over sand
1	3	6.2	silt/clay
1	4	6.8	silt/clay
2	5	4.6	sandy clay
2	6	4.9	silt/clay
2	7	7.2	silt/clay
2	8	6.3	silt/clay
3	9	2.8	sand
3	10	6.6	silt/clay
3	11	6.9	silt/clay
3	12	2.3	sandy clay
4	13	3.5	silt/clay
4	14	5.9	silt/clay
4	15	7.2	silt/clay
4	16	3.4	clay over sand
5	17	1.6	sand with organic
5	18	6.0	silt/clay
5	19	6.5	silt/clay
5	20	0.8	clay over sand
6	21	4.0	clay
6	22	5.8	silt/clay
6	23	6.3	silt/clay
6	24	6.4	silt/clay
Sup	25	2.2	silt/clay

Table 3-5. Water depth and sediment type at the Trident sensor stations. Water depths were recorded by handheld sounder and are not corrected for tidal condition. Sediment type is qualitative based on push resistance of Trident probe and/or visual observation of material on probe after retreival.



Figure 3-5. Trident subsurface conductivity distribution (mS/cm).



Figure 3-6. Trident subsurface temperature distribution (C).



Figure 3-7. Potential discharge zones based on Trident subsurface conductivity and temperature. Yellow crosses indicate stations targeted for porewater sampling.

4 REFERENCES

Chadwick, D.B., J. Groves, C. Smith, and R. Paulsen. 2003. Hardware description and sampling protocols for the Trident Probe and UltraSeep system: Technologies to evaluate contaminant transfer between groundwater and surface water. Technical Report #1902, SSC San Diego, United States Navy.

Tetra Tech, 2002. Final Chemical Delineation and Modeling Report, Martin State Airport, Middle River Maryland. December 27, 2002.

APPENDIX B – PHASE II FIELD DOCUMENTATION AND CHAIN OF CUSTODY

NORMANDEAU ASSOCIATES
ENVIRONMENTAL CONSULTANTS
400 Old Reading Pike, Stowe, PA 19464

rev:6/99

FIELD DATA FORM

Project Name:	**TTNUS-Martin State Airport Frog Mortar Creek Phase III**		**Proj. #: 21472.000**
Site Name:	**Frog Mortar Creek**		**Task #:** —
City:	**Middle River**	**State: MD Zip:**	**Date:** 7/30/08

Field Team Leader(s): **MKM, T. Apanavage (TTNUS)**
Field Team Safety Coordinator: MKM
Field Crew: ASF, SRL, RMK
Arrival/Departure Times: 1645-1659
Station ID #: FMC-III-09
Weather: Clear Cloudy Rain Other
Photos: Y N Roll No./Exposure No.:
Wind Conditions (Speed/Direction): 0.5mph-E

FIELD DATA

Water Depth: 73" ~~ft~~ Tide: Ebb Flood Low Slack High Slack Other
PID: N/A Redox Potential: N/A pH: N/A Temp.: N/A

SAMPLE #1

Sample ID#: FMC-III-SED-09
Sample Time: 1650 hrs. Sample Depth: 0-36" ~~ft~~
Sample Collection Method: Ponar/Vibracore/Manual
QA/QC Samples: — Field Dup. ID# —
Total # Bottles Filled: ~~1650~~ 4
MS/MSD ID# — E/B ID# —
Sampling Equipment Deconned or Replaced: Y N
Sample Preservation: Ice NO_3 H_2SO_4 N/A

~~**SAMPLE #2**~~

~~Sample ID#:~~
~~Sample Time: hrs. Sample Depth: ft.~~
~~Sample Collection Method: Ponar/Vibracore/Manual~~
~~QA/QC Samples:~~ Field Dup. ID#
~~Total # Bottles Filled:~~
~~MS/MSD ID#~~ ~~E/B ID#~~
~~Sampling Equipment Deconned or Replaced: Y N~~
~~Sample Preservation: Ice NO_3 H_2SO_4 N/A~~

DGPS DATA

Operator: RAR
QA Date: —
File Name: FMC-III-09
GPS Serial #: —
~~Latitude:~~ 14284958.669 N
Datum: NAD1983 Y N Other
~~Longitude:~~ 1242299.219 E
Proj.: Maryland State Plane- UTM Zone-18
PDOP:
Coordinate Units: ~~Lat/Lon~~ USFT

COMMENTS / NOTES

pd - 36"
CR - 26.5"

PROCESSED SAMPLE @ DOCK - THUNDER, ETC.



Preparer's Initial: [signature]

QC

7/31/08 0800

PROJECT NUMBER	BORING NUMBER
21472.000	FMC-III-SED-9 SHEET 1 OF 1

Normandeau Soil Boring Log

PROJECT : TTNUS-Martin State Airport Frog Mortar Creek Phase LOCATION : Frog Mortar Creek, Middle River, MD

ELEVATION : N/A DRILLING CONTRACTOR : Normandeau Associates

DRILLING METHOD AND EQUIPMENT USED : PVL Vibracore/Ponar® Sediment Grab/Manually-pushed boring

WATER LEVELS : 6'1" (73 inches) START : 1650 7/30/08 END : 1655 7/30/08 LOGGER : MKM

DEPTH BELOW SURFACE (FT)	INTERVAL (FT)	RECOVERY (FT) full 2ft	#/TYPE	STANDARD PENETRATION TEST RESULTS 6"-6"-6"-6" (N)	CORE DESCRIPTION: SOIL NAME, USCS GROUP SYMBOL, COLOR, MOISTURE CONTENT, RELATIVE DENSITY OR CONSISTENCY, SOIL STRUCTURE, MINERALOGY.	COMMENTS: DEPTH OF CASING, DRILLING RATE, DRILLING FLUID LOSS, TESTS, AND INSTRUMENTATION.
0					Sulfur odor Major black organic staining throughout 1/3/104 all lean clay (CL) Homogeneous 1st foot very soft clay w/ trace roots	0 to 1: FMC-III-SED 9B 2 Jars @ 0800
1					1 soft clay	1 to 2: FMC-III-SED 9C 2 Jars @ 0800
2						2

NAI-Boring Log Form-6/05

Q.C. [illegible]

NORMANDEAU ASSOCIATES
ENVIRONMENTAL CONSULTANTS
400 Old Reading Pike, Stowe, PA 19464

rev:6/99

FIELD DATA FORM

Project Name:	**TTNUS-Martin State Airport Frog Mortar Creek Phase III**		**Proj. #: 21472.000**
Site Name:	**Frog Mortar Creek**		**Task #:** —
City:	**Middle River**	**State:** MD **Zip:**	**Date:** 7/3/108

Field Team Leader(s): **MKM, T. Apanavage (TTNUS)**
Field Team Safety Coordinator: MKM
Field Crew: ASF, SRL, RMK
Arrival/Departure Times: 0830 – 0902
Station ID #: FMC-III-10
Weather: Clear Cloudy Rain Other
Photos: Y N Roll No./Exposure No.:
Wind Conditions (Speed/Direction): 0-5 – E

FIELD DATA

Water Depth: 77" ~~ft~~ Tide: Ebb Flood Low Slack High Slack Other
PID: N/A Redox Potential: N/A pH: N/A Temp.: N/A

SAMPLE #1

Sample ID#: FMC-III-SED-10
Sample Time: ~~0837~~ 0845 hrs. Sample Depth: 0-30" ~~ft~~
Sample Collection Method: Ponar/Vibracore/Manual
QA/QC Samples: — Field Dup. ID# —
Total # Bottles Filled: 4
MS/MSD ID# — E/B ID# —
Sampling Equipment Deconned or Replaced: Y N
Sample Preservation: Ice NO_3 H_2SO_4 N/A

~~**SAMPLE #2**~~

~~Sample ID#:~~
~~Sample Time: hrs. Sample Depth: ft.~~
~~Sample Collection Method: Ponar/Vibracore/Manual~~
~~QA/QC Samples:~~
~~Field Dup. ID#~~
~~Total # Bottles Filled:~~
~~MS/MSD ID#~~
~~E/B ID#~~
~~Sampling Equipment Deconned or Replaced: Y N~~
~~Sample Preservation: Ice NO_3 H_2SO_4 N/A~~

DGPS DATA

Operator: Rmk
QA Date: —
File Name: FMC-III-10
GPS Serial #: —
~~Latitude~~: 14284989.056 N
Datum: NAD1983 Y N Other
~~Longitude~~: 1242349.681 E
Proj.: Maryland State Plane- UTM Zone-18
PDOP: 2.2
Coordinate Units: ~~Lat/Lon~~ US FEET

COMMENTS / NOTES

pd - ~~24~~ 30"
CR - 20"

LOST 1ST CORE – FELL OUT...
VERY SOFT MATERIAL

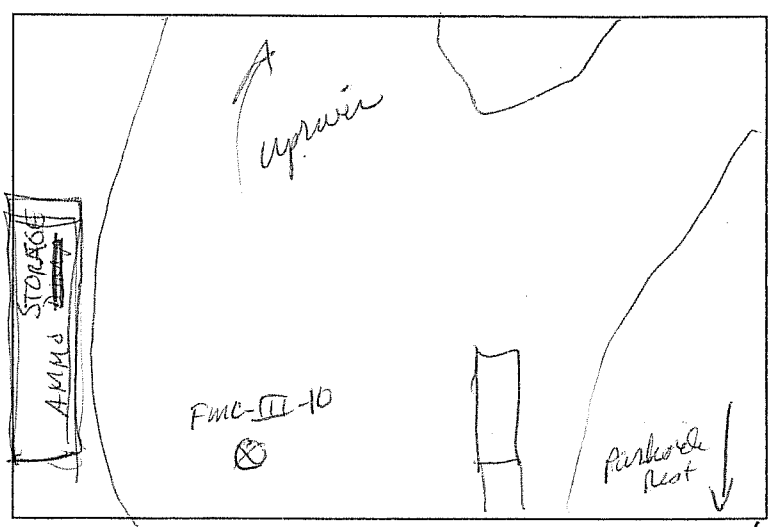

Preparer's Initial: [signature]

QC

no A B,C 1015
7/31/08

PROJECT NUMBER	BORING NUMBER	
21472.000	Frnc-III-SED-10	SHEET 1 OF 1

Normandeau Soil Boring Log

PROJECT : TTNUS-Martin State Airport Frog Mortar Creek Phase LOCATION : Frog Mortar Creek, Middle River, MD

ELEVATION : N/A DRILLING CONTRACTOR : Normandeau Associates

DRILLING METHOD AND EQUIPMENT USED : PVL Vibracore/Ponar® Sediment Grab/Manually-pushed boring

WATER LEVELS : 6' 5" 77in START : 0845 END : 0850 LOGGER : MKM

DEPTH BELOW SURFACE (FT)	INTERVAL (FT)	RECOVERY (FT) (20in) 1'8"	#/TYPE	STANDARD PENETRATION TEST RESULTS 6"-6"-6"-6" (N)	CORE DESCRIPTION: SOIL NAME, USCS GROUP SYMBOL, COLOR, MOISTURE CONTENT, RELATIVE DENSITY OR CONSISTENCY, SOIL STRUCTURE, MINERALOGY.	COMMENTS: DEPTH OF CASING, DRILLING RATE, DRILLING FLUID LOSS, TESTS, AND INSTRUMENTATION.
0					Homogeneous trace roots very soft color 1/2.5/10Y moderate sulfur odor lean clay (CL) some shells in top foot black staining in upper foot.	0 to 1: Frnc-III-SED 10B 2 jars @ 1015 1'5" 1' to Frnc-III-SED10C
1						
5'1"						
2						

NAI-Boring Log Form-6/05

QC
11

NORMANDEAU ASSOCIATES
ENVIRONMENTAL CONSULTANTS
400 Old Reading Pike, Stowe, PA 19464

rev:6/99

FIELD DATA FORM

Project Name:	**TTNUS-Martin State Airport Frog Mortar Creek Phase III**				**Proj. #: 21472.000**
Site Name:	**Frog Mortar Creek**				**Task #:** —
City:	**Middle River**	**State:**	**MD**	**Zip:**	**Date:** 7 BO 1 08

Field Team Leader(s): **MKM, T. Apanavage (TTNUS)**
Field Team Safety Coordinator: MKM
Field Crew: ASF, SRL, RMK
Arrival/Departure Times: 15:20 – 1535
Station ID #: FMC-III-12
Weather: Clear (Cloudy) Rain Other ____
Photos: Y (N) Roll No./Exposure No.: ____
Wind Conditions (Speed/Direction): 0-5 E

FIELD DATA

Water Depth: 68" ~~ft.~~ Tide: Ebb (Flood) Low Slack High Slack Other ____
PID: N/A Redox Potential: N/A pH: N/A Temp.: N/A

SAMPLE #1

Sample ID#: FMC-III-SED-12 Sample Time: 15:30 hrs. Sample Depth: 32" ~~ft~~
Sample Collection Method: Ponar/Vibracore/Manual QA/QC Samples: — Field Dup. ID# —
Total # Bottles Filled: 4 MS/MSD ID# — E/B ID# —
Sampling Equipment Deconned or Replaced: (Y) N Sample Preservation: (Ice) NO_3 H_2SO_4 N/A

SAMPLE #2

Sample ID#: — Sample Time: — hrs. Sample Depth: — ft.
Sample Collection Method: ~~Ponar/Vibracore/Manual~~ QA/QC Samples: — Field Dup. ID# —
Total # Bottles Filled: — MS/MSD ID# — E/B ID# —
Sampling Equipment Deconned or Replaced: Y N Sample Preservation: Ice NO_3 H_2SO_4 N/A

DGPS DATA

Operator: RMK QA Date: —
File Name: FMC-III-12 GPS Serial #: —
~~Latitude~~: 142848 24.168 N Datum: NAD1983 (Y) N Other ____
~~Longitude~~: 1242426.263 E Proj.: Maryland State Plane (UTM Zone-18)
PDOP: ~~3~~ (UNK) Coordinate Units: ~~Lat/Lon~~ US FT

COMMENTS / NOTES

Pd - 32"
CR - 25"

Preparer's Initial: RMK

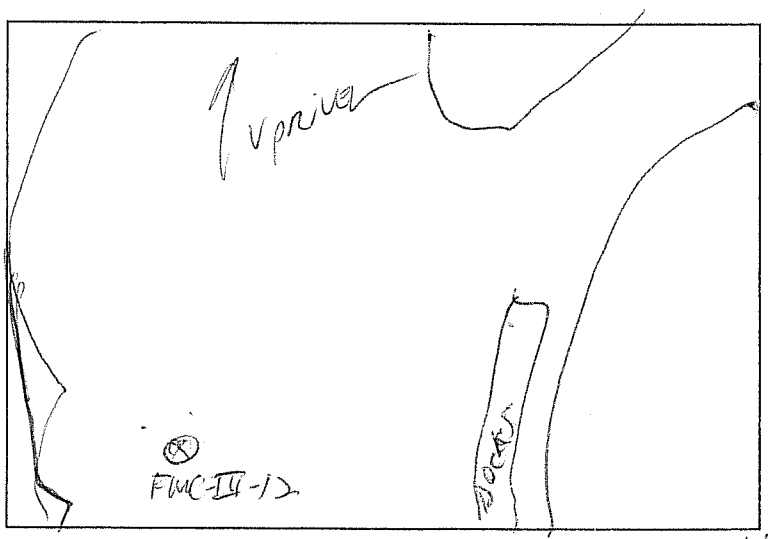

BC 11

7/30/08 B,C 1610

PROJECT NUMBER	BORING NUMBER
21472.000	Frnc-III-SED-12 SHEET 1 OF 1

Normandeau Soil Boring Log

PROJECT : TTNUS-Martin State Airport Frog Mortar Creek Phase LOCATION : Frog Mortar Creek, Middle River, MD

ELEVATION : N/A DRILLING CONTRACTOR : Normandeau Associates

DRILLING METHOD AND EQUIPMENT USED : PVL Vibracore/Ponar® Sediment Grab/Manually-pushed boring

WATER LEVELS : 6' 3" (68 inches) START : 1530 END : 1535 LOGGER : MKM

DEPTH BELOW SURFACE (FT)	INTERVAL (FT)	RECOVERY (FT)	#/TYPE	STANDARD PENETRATION TEST RESULTS 6"-6"-6" (N)	CORE DESCRIPTION	COMMENTS
0		Full 2ft			Homogeneous Black organic staining in top 12" 1/3/104 for whole core wet very soft clay (CL) Slight sulfur odor	0 to 1: Frnc-III-SED-12B 2 Jars @ 1610
1						1 to 2: Frnc-III-SED-12C 2 Jars @ 1610
2						

QC

NORMANDEAU ASSOCIATES
ENVIRONMENTAL CONSULTANTS
400 Old Reading Pike, Stowe, PA 19464

rev:6/99

FIELD DATA FORM

Page 1 of 1

Project Name:	**TTNUS-Martin State Airport Frog Mortar Creek Phase III**				**Proj. #: 21472.000**
Site Name:	**Frog Mortar Creek**				**Task #:**
City:	**Middle River**	**State:**	**MD**	**Zip:**	**Date:** 7/30/08

Field Team Leader(s): **MKM, T. Apanavage (TTNUS)**
Field Team Safety Coordinator: MKM
Field Crew: ASF, SRL, RMK
Arrival/Departure Times: ~~15:02~~ 16:02 - 16:23
Station ID #: FMC-III-13
Weather: Clear (Cloudy) Rain Other
Photos: Y (N) Roll No./Exposure No.:
Wind Conditions (Speed/Direction): 0-5 mph E

FIELD DATA
Water Depth: 77" ~~ft.~~
Tide: ~~Ebb~~ (Flood) Low Slack High Slack Other
PID: N/A Redox Potential: N/A pH: N/A Temp.: N/A

SAMPLE #1
Sample ID#: FMC-III-SED-13
Sample Time: 16:12 hrs. Sample Depth: 0-36" ~~ft.~~
Sample Collection Method: Ponar/Vibracore/Manual
QA/QC Samples: Field Dup. ID#
Total # Bottles Filled: 4
MS/MSD ID# E/B ID#
Sampling Equipment Deconned or Replaced: (Y) N
Sample Preservation: (Ice) NO_3 H_2SO_4 N/A

SAMPLE #2
Sample ID#:
Sample Time: ~~hrs.~~ Sample Depth: ft.
Sample Collection Method: ~~Ponar/Vibracore/Manual~~
QA/QC Samples: Field Dup. ID#
Total # ~~Bottles~~ Filled:
MS/MSD ID# E/B ID#
Sampling Equipment Deconned or Replaced: Y N
Sample Preservation: Ice NO_3 H_2SO_4 N/A

DGPS DATA
Operator: RMK
File Name: FMC-III-13
~~Latitude:~~ 14284853.524 N
~~Longitude:~~ 1242491.078 E
PDOP: 3.0
QA Date:
GPS Serial #:
Datum: NAD1983 (Y) N Other
Proj.: Maryland State Plane-(UTM Zone-18)
Coordinate Units: ~~Lat/Lon~~ USFT

COMMENTS / NOTES
pd - 36"
CD - 27"

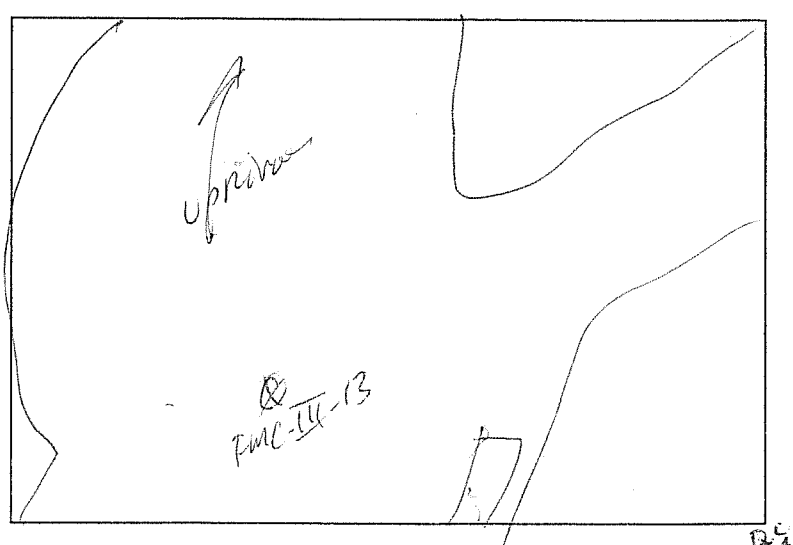

Preparer's Initial:

7/30/08 BL 1650

PROJECT NUMBER	BORING NUMBER
21472.000	FMC-III-SED-13 SHEET 1 OF 1

Normandeau Soil Boring Log

PROJECT : TTNUS-Martin State Airport Frog Mortar Creek Phase LOCATION : Frog Mortar Creek, Middle River, MD

ELEVATION : N/A DRILLING CONTRACTOR : Normandeau Associates

DRILLING METHOD AND EQUIPMENT USED : PVL Vibracore/Ponar® Sediment Grab/Manually-pushed boring

WATER LEVELS : 6'5" (77 inches) START : 1612 END : 1617 LOGGER : MKM

DEPTH BELOW SURFACE (FT)	INTERVAL (FT)	RECOVERY (FT) full 2 ft	#/TYPE	STANDARD PENETRATION TEST RESULTS 6"-6"-6"-6" (N)	CORE DESCRIPTION: SOIL NAME, USCS GROUP SYMBOL, COLOR, MOISTURE CONTENT, RELATIVE DENSITY OR CONSISTENCY, SOIL STRUCTURE, MINERALOGY.	COMMENTS: DEPTH OF CASING, DRILLING RATE, DRILLING FLUID LOSS, TESTS, AND INSTRUMENTATION.
0					0 moderate black staining throughout slight sulfur odor color 1/3/10Y very soft wet trace roots Clay (CL)	0 to 1: FMC-III-SED13B 2 Jars @ 1650
1					1	1 to 2: FMC-III-SED-13C 2 Jars @ 1650
2					2	

QC AT 141

NORMANDEAU ASSOCIATES
ENVIRONMENTAL CONSULTANTS
400 Old Reading Pike, Stowe, PA 19464

rev:6/99

FIELD DATA FORM

Page 1 of 1

Project Name:	**TTNUS-Martin State Airport Frog Mortar Creek Phase III**		**Proj. #: 21472.000**
Site Name:	**Frog Mortar Creek**		**Task #:** —
City:	**Middle River**	**State: MD Zip:**	**Date:** 7 30 1 08

Field Team Leader(s): **MKM, T. Apanavage (TTNUS)**
Field Team Safety Coordinator: MKM
Field Crew: ASF, SRL, RMK
Arrival/Departure Times: 1210 – 1255
Station ID #: FMC-III-15
Weather: Clear Cloudy Rain Other overcast
Photos: Y N Roll No./Exposure No.: _____
Wind Conditions (Speed/Direction): 0-5mph E

FIELD DATA

Water Depth: 28" ~~X~~ Tide: Ebb Flood Low Slack High Slack Other _____
PID: N/A Redox ~~Potential:~~ N/A pH: N/A Temp.: N/A

SAMPLE #1

Sample ID#: FMC-III-SED-15 Sample Time: 12:35 hrs. Sample Depth: 0-34" ft.
Sample Collection Method: Ponar/Vibracore/Manual QA/QC Samples: — Field Dup. ID# —
Total # Bottles Filled: 4 MS/MSD ID# — E/B ID# —
Sampling Equipment Deconned or Replaced: Y N Sample Preservation: Ice NO_3 H_2SO_4 N/A

SAMPLE #2

Sample ID#: _____ Sample Time: _____ hrs. Sample Depth: _____ ft.
Sample Collection Method: Ponar/Vibracore/Manual QA/QC Samples: _____ Field Dup. ID# _____
Total # Bottles Filled: _____ MS/MSD ID# _____ E/B ID# _____
Sampling Equipment Deconned or Replaced: Y N Sample Preservation: Ice NO_3 H_2SO_4 N/A

DGPS DATA

Operator: RMK
QA Date: —
File Name: FMC-III-15
GPS Serial #: —
~~Latitude:~~ 14284601.659 N
Datum: NAD1983 Y N Other _____
~~Longitude:~~ 1242504.675 E
Proj.: Maryland State Plane- UTM Zone-18
PDOP: 2.9
Coordinate Units: ~~Lat/Lon~~ USFT

COMMENTS / NOTES

Pd - 34"
CR - 34"

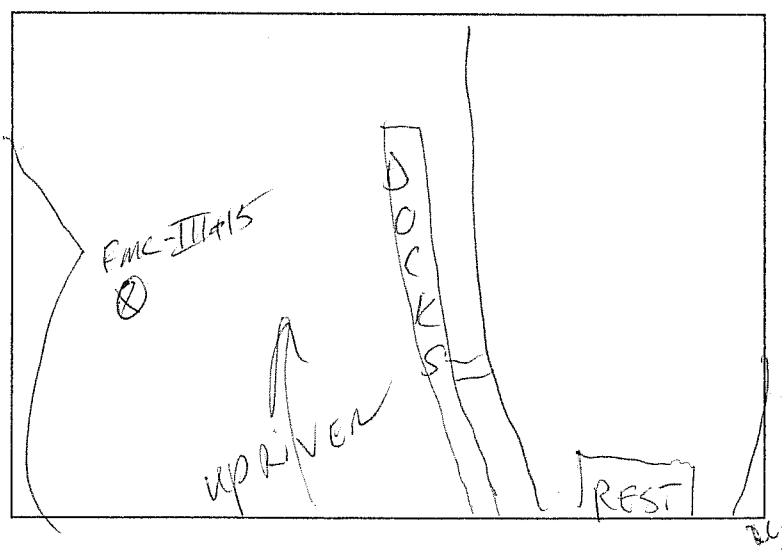

Preparer's Initial: [signature]

7/30/08

B, C
1340

PROJECT NUMBER	BORING NUMBER
21472.000	FMC-III-SED-15 SHEET 1 OF 1

Normandeau Soil Boring Log

PROJECT : TTNUS-Martin State Airport Frog Mortar Creek Phase LOCATION : Frog Mortar Creek, Middle River, MD

ELEVATION : N/A DRILLING CONTRACTOR : Normandeau Associates

DRILLING METHOD AND EQUIPMENT USED : PVL Vibracore/Ponar® Sediment Grab/Manually-pushed boring

WATER LEVELS : 2'4" (28 inches) START : 1235 END : 1240 LOGGER : MKM

DEPTH BELOW SURFACE (FT)	INTERVAL (FT)	RECOVERY (FT) / #/TYPE	STANDARD PENETRATION TEST RESULTS 6"-6"-6"-6" (N)	CORE DESCRIPTION: SOIL NAME, USCS GROUP SYMBOL, COLOR, MOISTURE CONTENT, RELATIVE DENSITY OR CONSISTENCY, SOIL STRUCTURE, MINERALOGY.	COMMENTS: DEPTH OF CASING, DRILLING RATE, DRILLING FLUID LOSS, TESTS, AND INSTRUMENTATION.
0		Gull 2.67		• Homogeneous • trace roots • SW-SM well graded sand with silt • wet color: 10YR 5/1 Slight sulfur odor	0 to 1 FMC-III-SED-15B (2 Jars)
1					1 to 2 FMC-III-SED-15C (2 Jars)
2					

Q.C. 7/7 7/11

NORMANDEAU ASSOCIATES
ENVIRONMENTAL CONSULTANTS
400 Old Reading Pike, Stowe, PA 19464

rev:6/99

FIELD DATA FORM

Project Name:	**TTNUS-Martin State Airport Frog Mortar Creek Phase III**		**Proj. #: 21472.000**
Site Name:	**Frog Mortar Creek**		**Task #:** —
City:	**Middle River**	**State: MD Zip:**	**Date:** 7/30/08

Field Team Leader(s): **MKM, T. Apanavage (TTNUS)**
Field Team Safety Coordinator: MKM
Field Crew: ASF, SRL, RMK
Arrival/Departure Times: 1440 – 1510
Station ID #: FMC-III-16
Weather: (Clear) Cloudy Rain Other ____
Photos: Y (N) Roll No./Exposure No.: ____
Wind Conditions (Speed/Direction): 0-5mph E

FIELD DATA

Water Depth: 35" ft.
Tide: (Ebb) Flood Low Slack High Slack Other ____
PID: N/A
Redox Potential: N/A
pH: N/A
Temp.: N/A

SAMPLE #1

Sample ID#: FMC-III-SED-16
Sample Time: 14:58 hrs.
Sample Depth: 0-29" ft.
Sample Collection Method: Ponar/Vibracore/Manual
QA/QC Samples: —
Field Dup. ID# —
Total # Bottles Filled: 4
MS/MSD ID# —
E/B ID# —
Sampling Equipment Deconned or Replaced: (Y) N
Sample Preservation: (Ice) NO_3 H_2SO_4 N/A

~~SAMPLE #2~~

Sample ID#: ____
Sample Time: ____ hrs.
Sample Depth: ____ ft.
Sample Collection Method: Ponar/Vibracore/Manual
~~QA/QC Samples:~~ ____
Field Dup. ID# ____
~~Total # Bottles Filled:~~ ____
MS/MSD ID# ____
E/B ID# ____
Sampling Equipment Deconned or Replaced: Y N
Sample Preservation: Ice NO_3 ~~H_2SO_4~~ N/A

DGPS DATA

Operator: CMC
File Name: FMC-III-16
~~Latitude:~~ ~~1428272.593~~ N
~~Longitude:~~ ~~1244601.684~~ E
PDOP: 2.2
QA Date: —
GPS Serial #: —
Datum: NAD1983 (Y) N Other ____
Proj.: Maryland State Plane (UTM Zone-18)
Coordinate Units: ~~Lat/Lon~~ US.FT.

COMMENTS / NOTES

Pd - 29"
CR - 29"
1428612.872 N
1242517.308 E

Preparer's Initial: MM

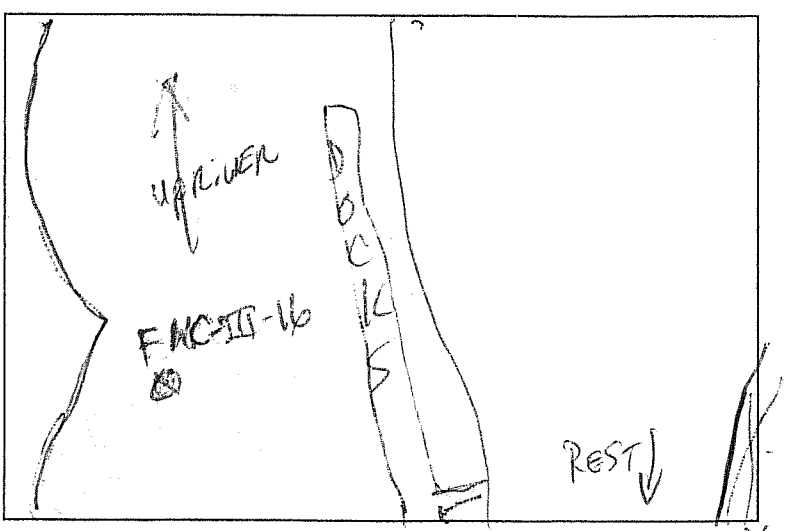

7/30/08 B,C 1525

PROJECT NUMBER	BORING NUMBER
21472.000	FMC-III-SED 16 SHEET 1 OF 1

Normandeau Soil Boring Log

PROJECT : TTNUS-Martin State Airport Frog Mortar Creek Phase LOCATION : Frog Mortar Creek, Middle River, MD

ELEVATION : N/A DRILLING CONTRACTOR : Normandeau Associates

DRILLING METHOD AND EQUIPMENT USED : PVL Vibracore/Ponar® Sediment Grab/Manually-pushed boring

WATER LEVELS : 2'11" (35 inches) START : 1458 END : 1503 LOGGER : MKM

DEPTH BELOW SURFACE (FT)	INTERVAL (FT)	RECOVERY (FT)	#/TYPE	STANDARD PENETRATION TEST RESULTS 6"-6"-6" (N)	CORE DESCRIPTION: SOIL NAME, USCS GROUP SYMBOL, COLOR, MOISTURE CONTENT, RELATIVE DENSITY OR CONSISTENCY, SOIL STRUCTURE, MINERALOGY.	COMMENTS: DEPTH OF CASING, DRILLING RATE, DRILLING FLUID LOSS, TESTS, AND INSTRUMENTATION.
0		full 2 ft			- Homogeneous - Sand, silt fine to medium grain sand - SW-SM → well graded sand w/ silt - wet - no odor - cold 1/5/104 - trace root material - shells throughout	0 to 1: FMC-III-SED-16B (2 Jars) 1525 1 to FMC-III-SED-16C (2 Jars) 1525
1						
2						

QC

NORMANDEAU ASSOCIATES
ENVIRONMENTAL CONSULTANTS
400 Old Reading Pike, Stowe, PA 19464

rev:6/99

FIELD DATA FORM

Page 1 of 1

Project Name:	**TTNUS-Martin State Airport Frog Mortar Creek Phase III**		**Proj. #: 21472.000**
Site Name:	**Frog Mortar Creek**		**Task #:**
City:	**Middle River**	**State: MD Zip:**	**Date:** 7/30/08

Field Team Leader(s): **MKM, T. Apanavage (TTNUS)**
Field Team Safety Coordinator: MKM
Field Crew: ASF, SRL, RMK
Arrival/Departure Times: 1100 – 1135
Station ID #: FMC-III-18
Weather: (Clear) Cloudy Rain Other
Photos: Y (N) Roll No./Exposure No.:
Wind Conditions (Speed/Direction): 0-3 mph

FIELD DATA

Water Depth: 5.0 ft. Tide: (Ebb) Flood Low Slack High Slack Other
PID: N/A Redox Potential: N/A pH: N/A Temp.: N/A

SAMPLE #1

Sample ID#: FMC-III-SED-18 Sample Time: 1115 hrs. Sample Depth: 0-48" ~~ft~~
Sample Collection Method: Ponar/Vibracore/(Manual) QA/QC Samples: Field Dup. ID#
Total # Bottles Filled: 4 MS/MSD ID# E/B ID#
Sampling Equipment Deconned or Replaced: (Y) N Sample Preservation: (Ice) NO_3 H_2SO_4 N/A

~~SAMPLE #2~~

Sample ID#: Sample Time: hrs. ~~Sample Depth:~~ ft.
Sample Collection Method: Ponar/Vibracore/Manual ~~QA/QC Samples:~~ Field Dup. ID#
Total # Bottles Filled: ~~MS/MSD ID#~~ ~~E/B ID#~~
Sampling Equipment Deconned or Replaced: Y N Sample Preservation: Ice NO_3 H_2SO_4 ~~N/A~~

DGPS DATA

Operator: RMK QA Date:
File Name: FMC-III-18 GPS Serial #:
~~Latitude~~: 1428432.427 N Datum: NAD1983 (Y) N Other
~~Longitude~~: 1242648.676 E Proj.: Maryland State Plane (UTM Zone-18)
PDOP: 2.9 Coordinate Units: ~~Lat/Lon~~ US FT

COMMENTS / NOTES

pb - 48"
CR - 48"

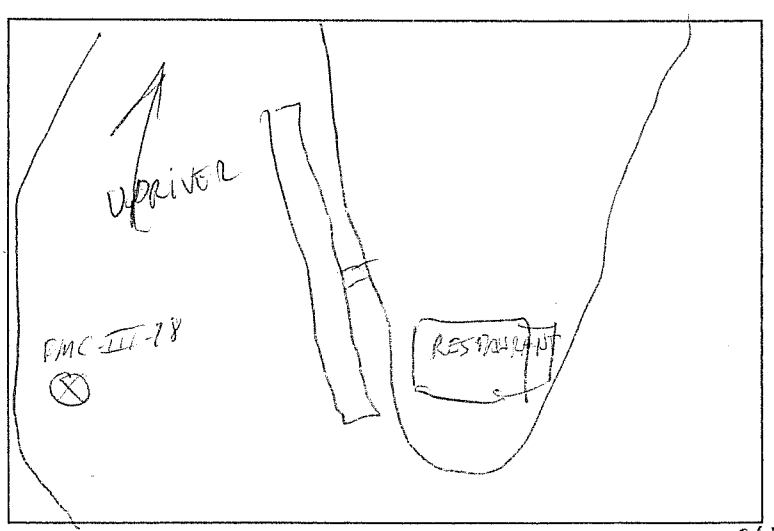

Preparer's Initial:

9/30/08 B,C 1205

PROJECT NUMBER	BORING NUMBER
21472.000	Frnc-III-SED-18 SHEET 1 OF 1

Normandeau Soil Boring Log

PROJECT : TTNUS-Martin State Airport Frog Mortar Creek Phase LOCATION : Frog Mortar Creek, Middle River, MD

ELEVATION : N/A DRILLING CONTRACTOR : Normandeau Associates

DRILLING METHOD AND EQUIPMENT USED : PVL Vibracore/Ponar® Sediment Grab/Manually-pushed boring

WATER LEVELS : 5ft START : 1115 END : 1120 LOGGER : MKM

DEPTH BELOW SURFACE (FT)	INTERVAL (FT)	RECOVERY (FT)	#/TYPE	STANDARD PENETRATION TEST RESULTS 6"-6"-6"-6" (N)	CORE DESCRIPTION: SOIL NAME, USCS GROUP SYMBOL, COLOR, MOISTURE CONTENT, RELATIVE DENSITY OR CONSISTENCY, SOIL STRUCTURE, MINERALOGY.	COMMENTS: DEPTH OF CASING, DRILLING RATE, DRILLING FLUID LOSS, TESTS, AND INSTRUMENTATION.
0		full 2ft			Homogeneous No odor Very soft Very wet 1/5/5 GY 0 to 16 inches color blends down to 1/4/10Y 16 to 24 inches Lean Clay (CL)	0 Frnc-III-SED-18B (2 Jars) (1205)
1						1 Frnc-III-SED-18C (2 Jars) (1205)
2						2

QC

NORMANDEAU ASSOCIATES
ENVIRONMENTAL CONSULTANTS
400 Old Reading Pike, Stowe, PA 19464

rev:6/99

FIELD DATA FORM

Project Name:	**TTNUS-Martin State Airport Frog Mortar Creek Phase III**				**Proj. #: 21472.000**
Site Name:	**Frog Mortar Creek**				**Task #:** —
City:	**Middle River**	**State:**	**MD**	**Zip:**	**Date:** 7/20/08

Field Team Leader(s): **MKM, T. Apanavage (TTNUS)** Field Team Safety Coordinator: MKM

Field Crew: ASF, SRL, RMK Arrival/Departure Times: 1138 – 1205

Station ID #: FMC-III-19 Weather: (Clear) Cloudy Rain Other ____

Photos: Y (N) Roll No./Exposure No.: ____ Wind Conditions (Speed/Direction): 0-5 mph E

FIELD DATA

Water Depth: 5.0 ft. Tide: (Ebb) Flood Low Slack High Slack Other ____

PID: N/A Redox Potential: N/A pH: N/A Temp.: N/A

SAMPLE #1

Sample ID#: FMC-III-SED-19 Sample Time: 1150 hrs. Sample Depth: 0-3.0 ft.

Sample Collection Method: Ponar/Vibracore/(Manual) QA/QC Samples: — Field Dup. ID# —

Total # Bottles Filled: 4 MS/MSD ID# — E/B ID# —

Sampling Equipment Deconned or Replaced: (Y) N Sample Preservation: (Ice) NO_3 H_2SO_4 N/A

~~SAMPLE #2~~

Sample ID#: Sample Time: hrs. Sample Depth: ft.

Sample Collection Method: Ponar/Vibracore/Manual QA/QC Samples: Field Dup. ID#

Total # Bottles Filled: MS/MSD ID# E/B ID#

Sampling Equipment Deconned or Replaced: Y N Sample Preservation: Ice NO_3 H_2SO_4 N/A

DGPS DATA

Operator: Rmk QA Date: —

File Name: FMC-III-19 GPS Serial #: —

~~Latitude:~~ 14284381.503 N Datum: NAD1983 (Y) N Other ____

~~Longitude:~~ 1242676.218 E Proj.: Maryland State Plane (UTM Zone-18)

PDOP: ~~2~~ 1.9 Coordinate Units: ~~Lat/Lon~~ US FT

COMMENTS / NOTES

pd - 3.0'
CR - 32"

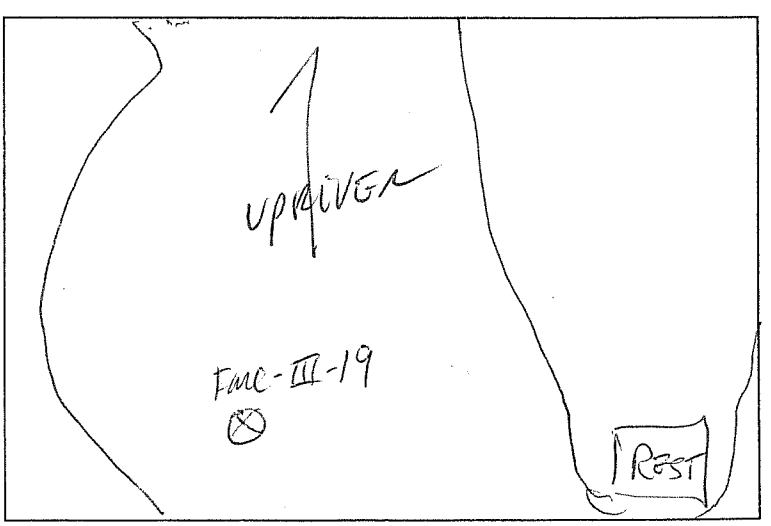

Preparer's Initial:

7/30/09

B,C 1320

PROJECT NUMBER	BORING NUMBER
21472.000	FMC-III-SED-19 SHEET 1 OF 1

Normandeau Soil Boring Log

PROJECT : TTNUS-Martin State Airport Frog Mortar Creek Phase LOCATION : Frog Mortar Creek, Middle River, MD

ELEVATION : N/A DRILLING CONTRACTOR : Normandeau Associates

DRILLING METHOD AND EQUIPMENT USED : PVL Vibracore/Ponar® Sediment Grab/Manually-pushed boring

WATER LEVELS : 5ft START : 1150 END : 1155 LOGGER : MKM

DEPTH BELOW SURFACE (FT)	INTERVAL (FT)	RECOVERY (FT)	#/TYPE	STANDARD PENETRATION TEST RESULTS 6"-6"-6"-6" (N)	CORE DESCRIPTION: SOIL NAME, USCS GROUP SYMBOL, COLOR, MOISTURE CONTENT, RELATIVE DENSITY OR CONSISTENCY, SOIL STRUCTURE, MINERALOGY.	COMMENTS: DEPTH OF CASING, DRILLING RATE, DRILLING FLUID LOSS, TESTS, AND INSTRUMENTATION.
0		full 2ft			Homogeneous very soft mild black organic staining color: 1/5/10Y no odor wet Lean clay (CL) trace roots	0 to 1: FMC-III-SED-19B (2 Jars)
1						1 to 2 FMC-III-SED-19C (2 Jars)
2						

QC

NORMANDEAU ASSOCIATES
ENVIRONMENTAL CONSULTANTS
400 Old Reading Pike, Stowe, PA 19464

rev:6/99

FIELD DATA FORM

Page 1 of 1

Project Name:	**TTNUS-Martin State Airport Frog Mortar Creek Phase III**				**Proj. #: 21472.000**
Site Name:	**Frog Mortar Creek**				**Task #:**
City:	**Middle River**	**State:**	**MD**	**Zip:**	**Date:** 7 30 08

Field Team Leader(s): **MKM, T. Apanavage (TTNUS)** Field Team Safety Coordinator: MKM

Field Crew: ASF, SRL, RMK Arrival/Departure Times: 0900 – 0955

Station ID #: FMC-III-~~2~~21 Weather: (Clear) Cloudy Rain Other _____

Photos: Y (N) Roll No./Exposure No.: _____ Wind Conditions (Speed/Direction): 0

FIELD DATA

Water Depth: 40" ~~ft~~ Tide: Ebb Flood Low Slack (High Slack) Other _____

PID: N/A Redox Potential: N/A pH: N/A Temp.: N/A

SAMPLE #1

Sample ID#: FMC-III-SED-21 Sample Time: 09:40 hrs. Sample Depth: 0-18" ~~ft~~

Sample Collection Method: Ponar/Vibracore/~~Manual~~ QA/QC Samples: _____ Field Dup. ID# _____

Total # Bottles Filled: 4 MS/MSD ID# _____ E/B ID# _____

Sampling Equipment Deconned or Replaced: Y N Sample Preservation: (Ice) NO_3 H_2SO_4 N/A

SAMPLE #2

Sample ID#: _____ Sample Time: _____ hrs. Sample Depth: _____ ft.

Sample Collection Method: Ponar/Vibracore/Manual QA/QC Samples: _____ Field Dup. ID# _____

Total # Bottles Filled: _____ MS/MSD ID# _____ E/B ID# _____

Sampling Equipment Deconned or Replaced: Y N Sample Preservation: Ice NO_3 H_2SO_4 N/A

DGPS DATA

Operator: RMK QA Date: _____

File Name: FMC-III-21 GPS Serial #:

~~Latitude:~~ 14284082.674 N Datum: NAD1983 (Y) N Other _____

~~Longitude:~~ 1242804.848 Proj.: Maryland State Plane-UTM Zone-18

PDOP: 4.0 Coordinate Units: ~~Lat/Lon~~ US FT

COMMENTS / NOTES

Pd - 18"

CR - 18"

TRIED MANUAL - TO HARD...

HIT REFUSAL @ 18"

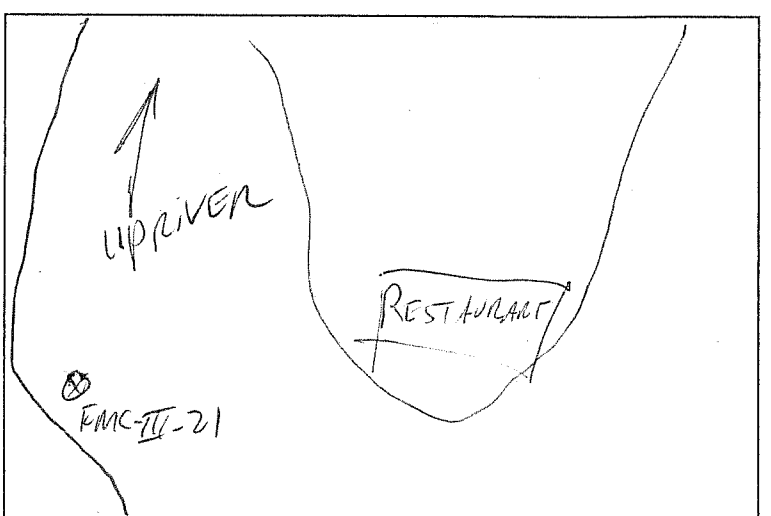

Preparer's Initial: RMK

QC 11

7/30/08 (no A) B, C 10:36

PROJECT NUMBER	BORING NUMBER
21472.000	Fmc-III-SED-21 SHEET 1 OF 1

Normandeau Soil Boring Log

PROJECT : TTNUS-Martin State Airport Frog Mortar Creek Phase LOCATION : Frog Mortar Creek, Middle River, MD

ELEVATION : N/A DRILLING CONTRACTOR : Normandeau Associates

DRILLING METHOD AND EQUIPMENT USED : PVL Vibracore/Ponar® Sediment Grab/Manually-pushed boring

WATER LEVELS : 3'4" (40 inches) START : 0940 END : 0945 LOGGER : MKM

DEPTH BELOW SURFACE (FT)	INTERVAL (FT)	RECOVERY (FT) (18 inches)	#/TYPE	STANDARD PENETRATION TEST RESULTS 6"-6"-6"-6" (N)	CORE DESCRIPTION: SOIL NAME, USCS GROUP SYMBOL, COLOR, MOISTURE CONTENT, RELATIVE DENSITY OR CONSISTENCY, SOIL STRUCTURE, MINERALOGY.	COMMENTS: DEPTH OF CASING, DRILLING RATE, DRILLING FLUID LOSS, TESTS, AND INSTRUMENTATION.
0 ft		1'6"			color: 1/4/5 GY SW-SM- well graded sand w/silt wet sand is 'firm'	0 0 to 1 Fmc-III-SED-21 B (2 Jars) 10:36
9 in					clay is 'soft' clay 9 to 16 inches color: 1/4/N (CL) wet	
12 in						1 1 to 2 Fmc-III-SED-21 C (2 Jars) 10:36
16 in					16 to 18 inches SW-SM well graded sand w/silt Color 1/4/5GY wet * Strong sulfur odor throughout sample	
18 in						recovered 18 inches
2 ft						2

NAI-Boring Log Form-6/05

QC AT

NORMANDEAU ASSOCIATES
ENVIRONMENTAL CONSULTANTS
400 Old Reading Pike, Stowe, PA 19464

rev:6/99

FIELD DATA FORM

Project Name:	**TTNUS-Martin State Airport Frog Mortar Creek Phase III**				**Proj. #: 21472.000**
Site Name:	**Frog Mortar Creek**				**Task #:**
City:	**Middle River**	**State:**	**MD**	**Zip:**	**Date:** 7/30/08

Field Team Leader(s): **MKM, T. Apanavage (TTNUS)**
Field Team Safety Coordinator: MKM
Field Crew: ASF, SRL, RMK
Arrival/Departure Times: 1015 - 1055
Station ID #: FMC-III-22
Weather: (Clear) Overcast Cloudy Rain Other _____
Photos: Y (N) Roll No./Exposure No.: _____
Wind Conditions (Speed/Direction): 0

FIELD DATA

Water Depth: 44" ~~ft.~~
Tide: (Ebb) Flood Low Slack High Slack Other _____
PID: N/A
Redox Potential: N/A pH: N/A Temp.: N/A

SAMPLE #1

Sample ID#: FMC-III-SED-22
Sample Time: 10:30 hrs. Sample Depth: 0-22" ~~ft~~
Sample Collection Method: Ponar/(Vibracore)/Manual
QA/QC Samples: _____ Field Dup. ID# _____
Total # Bottles Filled: 4
MS/MSD ID# _____ E/B ID# _____
Sampling Equipment Deconned or Replaced: (Y) N
Sample Preservation: (Ice) NO_3 H_2SO_4 N/A

~~SAMPLE #2~~

Sample ID#: _____
Sample Time: _____ hrs. ~~Sample Depth:~~ _____ ft.
Sample Collection Method: Ponar/Vibracore/Manual
~~QA/QC Samples:~~ _____ Field Dup. ID# _____
~~Total # Bottles Filled:~~ _____
MS/MSD ID# _____ ~~E/B ID#~~ _____
Sampling Equipment Deconned or Replaced: Y N
Sample Preservation: Ice NO_3 ~~H_2SO_4~~ N/A

DGPS DATA

Operator: RMK
File Name: FMC-III-22
~~Latitude~~: 14284140.350
~~Longitude~~: 1242816.757
PDOP: 3.1
QA Date: _____
GPS Serial #: _____
Datum: NAD1983 (Y) N Other _____
Proj.: Maryland State Plane- (UTM Zone-18)
Coordinate Units: ~~Lat/Lon~~ US FT

COMMENTS / NOTES

PR - 22"
CR - 22"

HIT REFUSAL @ 22"
ATTEMPTED TWICE

Preparer's Initial: _____

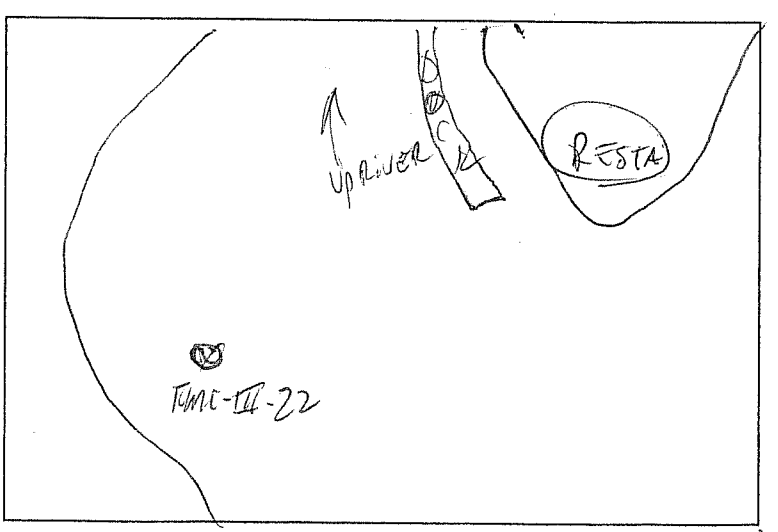

QC

7/30/09 B, C, 11:25

PROJECT NUMBER	BORING NUMBER
21472.000	Frnc · III-SED-22 SHEET 1 OF 1

Normandeau Soil Boring Log

PROJECT : TTNUS-Martin State Airport Frog Mortar Creek Phase LOCATION : Frog Mortar Creek, Middle River, MD

ELEVATION : N/A DRILLING CONTRACTOR : Normandeau Associates

DRILLING METHOD AND EQUIPMENT USED : PVL Vibracore/Ponar® Sediment Grab/Manually-pushed boring

WATER LEVELS : 3' 8" (44 inches) START : 1030 END : 1035 LOGGER : MKM

DEPTH BELOW SURFACE (FT)	INTERVAL (FT)	RECOVERY (FT) (21 in) 1'9"	#/TYPE	STANDARD PENETRATION TEST RESULTS 6"-6"-6"-6" (N)	CORE DESCRIPTION: SOIL NAME, USCS GROUP SYMBOL, COLOR, MOISTURE CONTENT, RELATIVE DENSITY OR CONSISTENCY, SOIL STRUCTURE, MINERALOGY.	COMMENTS: DEPTH OF CASING, DRILLING RATE, DRILLING FLUID LOSS, TESTS, AND INSTRUMENTATION.
0					Homogeneous throughout SW-SM- well graded sand w/ silt color 1/4/5 GY poorly sorted root material throughout no odor wet soft	0 0 to 1 Frnc·III-SED-22B (2 Jars)
1 ft					1 ft	1 1 to 1'9in Frnc·III-SED-22C (2 Jars)
9in					9in	9in
2 ft	12 in					

NORMANDEAU ASSOCIATES
ENVIRONMENTAL CONSULTANTS
400 Old Reading Pike, Stowe, PA 19464

rev:6/99

FIELD DATA FORM

Project Name:	**TTNUS-Martin State Airport Frog Mortar Creek Phase III**		**Proj. #: 21472.000**
Site Name:	**Frog Mortar Creek**		**Task #:** —
City:	**Middle River**	**State: MD Zip:**	**Date:** 7/31/08

Field Team Leader(s): **MKM, T. Apanavage (TTNUS)**
Field Team Safety Coordinator: MKM
Field Crew: ASF, SRL, RMK
Arrival/Departure Times: 1300 – 1350
Station ID #: FMC-III-27
Weather: Clear (Cloudy) Rain Other ____
Photos: Y (N) Roll No./Exposure No.: ____
Wind Conditions (Speed/Direction): 0-5 E

FIELD DATA
Water Depth: 38" ~~ft~~
Tide: Ebb (Flood) Low Slack High Slack Other ____
PID: N/A
Redox Potential: N/A pH: N/A Temp.: N/A

SAMPLE #1
Sample ID#: FMC-III-SED-27
Sample Time: 13:20 hrs. Sample Depth: 0-6" ~~ft~~
Sample Collection Method: (Ponar)/Vibracore/Manual
QA/QC Samples: — Field Dup. ID# —
Total # Bottles Filled: 2
MS/MSD ID# — E/B ID# —
Sampling Equipment Deconned or Replaced: (Y) N
Sample Preservation: (Ice) NO_3 H_2SO_4 N/A

SAMPLE #2
Sample ID#: FMC-III-SED-27
Sample Time: 13:35 hrs. Sample Depth: 0-36" ~~ft~~
Sample Collection Method: Ponar/Vibracore/(Manual)
QA/QC Samples: — Field Dup. ID# —
Total # Bottles Filled: 4
MS/MSD ID# — E/B ID# —
Sampling Equipment Deconned or Replaced: (Y) N
Sample Preservation: (Ice) NO_3 H_2SO_4 N/A

DGPS DATA
Operator: RMK
File Name: FMC-III-27
~~Latitude:~~ 14287327.663 N
~~Longitude:~~ 1241875.278 E
PDOP: 2.2
QA Date: —
GPS Serial #: —
Datum: NAD1983 (Y) N Other ____
Proj.: Maryland State Plane-(UTM Zone-18)
Coordinate Units: ~~Lat/Lon~~ US Feet

COMMENTS / NOTES
pd - 36"
CR-22"

FMC-III-SW-27 collected at 13:15 hrs @ 1-0' off bottom.

HIGH O.M.

Preparer's Initial:

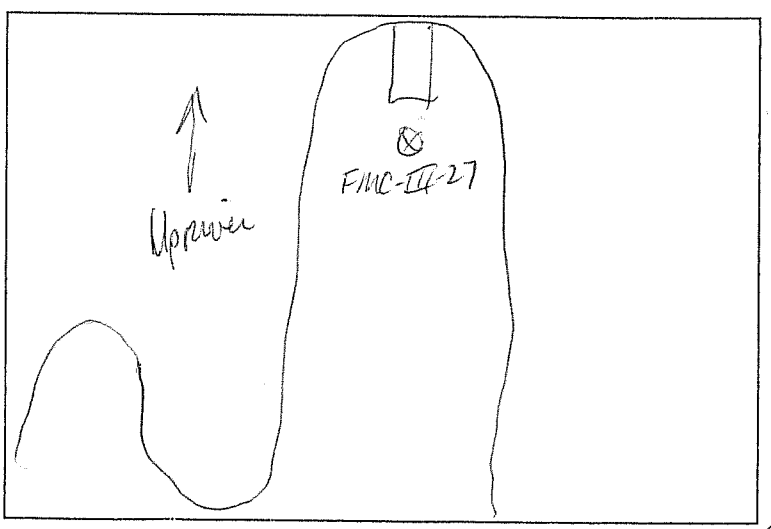

QC

7/31/08 A: 1430 B, C: 1440

PROJECT NUMBER	BORING NUMBER
21472.000	FMC-III-SED-27 SHEET 1 OF 1

Normandeau Soil Boring Log

PROJECT : TTNUS-Martin State Airport Frog Mortar Creek Phase LOCATION : Frog Mortar Creek, Middle River, MD

ELEVATION : N/A DRILLING CONTRACTOR : Normandeau Associates

DRILLING METHOD AND EQUIPMENT USED : PVL Vibracore/Ponar® Sediment Grab/Manually-pushed boring

WATER LEVELS : 3' 2" (38 in) START : 1335 END : 1340 LOGGER : MKM

DEPTH BELOW SURFACE (FT)	INTERVAL (FT)	RECOVERY (FT)	#/TYPE	STANDARD PENETRATION TEST RESULTS 6"-6"-6"-6" (N)	CORE DESCRIPTION: SOIL NAME, USCS GROUP SYMBOL, COLOR, MOISTURE CONTENT, RELATIVE DENSITY OR CONSISTENCY, SOIL STRUCTURE, MINERALOGY.	COMMENTS: DEPTH OF CASING, DRILLING RATE, DRILLING FLUID LOSS, TESTS, AND INSTRUMENTATION.
0		20"			Strong organic (sulfur) odor	0 to 1': FMC-III-SED 27B 2 Jars @ 1440
		1'8"			SW-SM: fine-med grains of sand + silt in core	
					Color black: 1/2.5/N	
					Woody debris (peat) in top foot	
					top 3" mostly woody debris + silt	
1					☆ small sheen noticed on top of the Ponar grab 'A' sample	1' to 1'8": FMC-III-SED27C 2 Jars @ 1440
8"						
2					2	

NAI-Boring Log Form-6/05

QC
AT

NORMANDEAU ASSOCIATES
ENVIRONMENTAL CONSULTANTS
400 Old Reading Pike, Stowe, PA 19464

rev:6/99

FIELD DATA FORM

Page 1 of 1

Project Name:	**TTNUS-Martin State Airport Frog Mortar Creek Phase III**		**Proj. #: 21472.000**
Site Name:	**Frog Mortar Creek**		**Task #:** —
City:	**Middle River**	**State: MD Zip:**	**Date:** 7/31/08

Field Team Leader(s): **MKM, T. Apanavage (TTNUS)**
Field Team Safety Coordinator: MKM
Field Crew: ASF, SRL, RMK
Arrival/Departure Times: 1445 – 1500
Station ID #: FMC-III-28
Weather: Clear (Cloudy) Rain Other ____
Photos: Y (N) Roll No./Exposure No.: ____
Wind Conditions (Speed/Direction): 0-5 E

FIELD DATA

Water Depth: 43" ~~ft~~
Tide: Ebb (Flood) Low Slack High Slack Other ____
PID: N/A
Redox Potential: N/A
pH: N/A
Temp.: N/A

SAMPLE #1

Sample ID#: FMC-III-SED-28
Sample Time: 1440 hrs.
Sample Depth: 0-6" ~~ft~~
Sample Collection Method: (Ponar)/Vibracore/Manual
QA/QC Samples: ____
Field Dup. ID# ____
Total # Bottles Filled: 2
MS/MSD ID# ____
E/B ID# ____
Sampling Equipment Deconned or Replaced: (Y) N
Sample Preservation: (Ice) NO_3 H_2SO_4 N/A

SAMPLE #2

Sample ID#: FMC-III-SED-28
Sample Time: 1455 hrs.
Sample Depth: 0-~~32~~" ~~ft~~
Sample Collection Method: (Ponar)/Vibracore/Manual
QA/QC Samples: ____
Field Dup. ID# ____
Total # Bottles Filled: 4
MS/MSD ID# ____
E/B ID# ____
Sampling Equipment Deconned or Replaced: (Y) N
Sample Preservation: (Ice) NO_3 H_2SO_4 N/A

DGPS DATA

Operator: RMK
File Name: FMC-III-28
~~Latitude~~: 14286787.150 N
~~Longitude~~: 1241788.854 E
PDOP: 2.3
QA Date: ____
GPS Serial #: ____
Datum: NAD1983 (Y) N Other ____
Proj.: Maryland State Plane- (UTM Zone-18)
Coordinate Units: ~~Lat/Lon~~ US FEET

COMMENTS / NOTES

pd - 32"
CR - 22"

FMC-III-SW-28 collected @ 1435 hrs @ 1.0' from bottom.

Preparer's Initial:

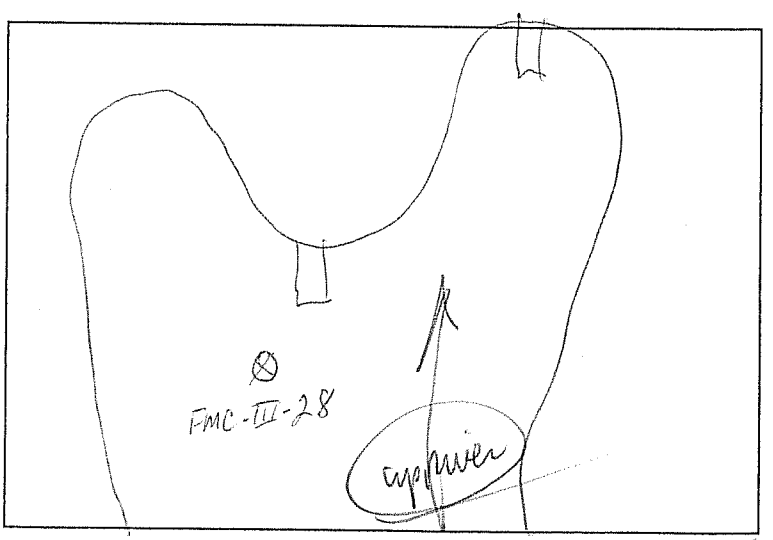

QC

7/31/08 A: 1525 B,C: 1530

PROJECT NUMBER	BORING NUMBER
21472.000	FMC-III-SED-28 SHEET 1 OF 1

Normandeau Soil Boring Log

PROJECT : TTNUS-Martin State Airport Frog Mortar Creek Phase LOCATION : Frog Mortar Creek, Middle River, MD

ELEVATION : N/A DRILLING CONTRACTOR : Normandeau Associates

DRILLING METHOD AND EQUIPMENT USED : PVL Vibracore/Ponar® Sediment Grab/Manually-pushed boring

WATER LEVELS : 3'7" 43" START : 1455 END : 1500 LOGGER : MKM

DEPTH BELOW SURFACE (FT)	INTERVAL (FT)	RECOVERY (FT)	#/TYPE	STANDARD PENETRATION TEST RESULTS 6"-6"-6"-6" (N)	CORE DESCRIPTION: SOIL NAME, USCS GROUP SYMBOL, COLOR, MOISTURE CONTENT, RELATIVE DENSITY OR CONSISTENCY, SOIL STRUCTURE, MINERALOGY.	COMMENTS: DEPTH OF CASING, DRILLING RATE, DRILLING FLUID LOSS, TESTS, AND INSTRUMENTATION.
0		21in 1' 9"			Homogeneous Lean Clay with fine grained sands (CL)	0 to 1: FMC-III-SED-28B 2 Jars @ 1530
					Slight sulfurodor	
					trace roots	
					Color 1/3/10Y	
					soft	
1						1 to 1'9": FMC-III-SED-28C 2 Jars @ 1530
9"						
2						

NORMANDEAU ASSOCIATES
ENVIRONMENTAL CONSULTANTS
400 Old Reading Pike, Stowe, PA 19464

rev:6/99

FIELD DATA FORM

Project Name:	**TTNUS-Martin State Airport Frog Mortar Creek Phase III**	**Proj. #: 21472.000**
Site Name:	**Frog Mortar Creek**	**Task #:**
City:	**Middle River** **State: MD** **Zip:**	**Date: 7/29/08**

Field Team Leader(s): **MKM, T. Apanavage (TTNUS)**
Field Team Safety Coordinator: MKM
Field Crew: ASF, SRL, RMK
Arrival/Departure Times: 14:50 – 15:35
Station ID #: FMC-III-29
Weather: (Clear) Cloudy Rain Other
Photos: Y (N) Roll No./Exposure No.:
Wind Conditions (Speed/Direction): BMPH - E

FIELD DATA

Water Depth: 3.2 ft. Tide: Ebb (Flood) Low Slack High Slack Other
PID: N/A Redox Potential: N/A pH: N/A Temp.: N/A

SAMPLE #1

Sample ID#: FMC-III-SED-29
Sample Time: 15:00 hrs. Sample Depth: 0-6" ~~ft.~~
Sample Collection Method: Ponar/Vibracore/(Manual)
QA/QC Samples: Field Dup. ID#
Total # Bottles Filled: 2
MS/MSD ID# E/B ID#
Sampling Equipment Deconned or Replaced: (Y) N
Sample Preservation: (Ice) NO_3 H_2SO_4 N/A

SAMPLE #2

Sample ID#: FMC-III-SED-29
Sample Time: 15:20 hrs. Sample Depth: 0-3.0 ft.
Sample Collection Method: Ponar/(Vibracore)/Manual
QA/QC Samples: Field Dup. ID#
Total # Bottles Filled: 4
MS/MSD ID# E/B ID#
Sampling Equipment Deconned or Replaced: (Y) N
Sample Preservation: (Ice) NO_3 H_2SO_4 N/A

DGPS DATA

Operator: RMK
File Name: FMC-III-29
~~Latitude~~: 14286332.217N
~~Longitude~~: 1241907.944E
PDOP: 3.3
QA Date:
GPS Serial #:
Datum: NAD1983 (Y) N Other
Proj.: Maryland State Plane-(UTM Zone-18)
Coordinate Units: ~~Lat/Lon~~ US. FT.

COMMENTS / NOTES

Pd - 3.0
CR - 25"

1ST ATTEMPT ON CORING - MANUAL
PUSH - 15" RECOVERY - RESAMPLED
W/ VC

Preparer's Initial:

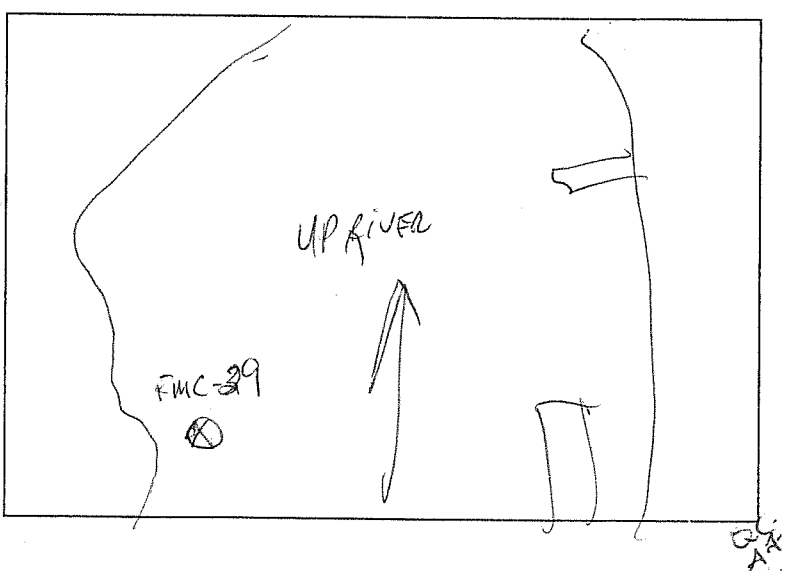

7/29/08 1615 1644

PROJECT NUMBER	BORING NUMBER
21472.000	Frnc-III-SED-29 SHEET 1 OF 1

Normandeau Soil Boring Log

PROJECT : TTNUS-Martin State Airport Frog Mortar Creek Phase LOCATION : Frog Mortar Creek, Middle River, MD

ELEVATION : N/A DRILLING CONTRACTOR : Normandeau Associates

DRILLING METHOD AND EQUIPMENT USED : PVL Vibracore/Ponar® Sediment Grab/Manually-pushed boring

WATER LEVELS : 3.2 ft START : 1520 END : 1525 LOGGER : MKM

DEPTH BELOW SURFACE (FT)	INTERVAL (FT)	RECOVERY (FT)	#/TYPE	STANDARD PENETRATION TEST RESULTS 6"-6"-6"-6" (N)	CORE DESCRIPTION: SOIL NAME, USCS GROUP SYMBOL, COLOR, MOISTURE CONTENT, RELATIVE DENSITY OR CONSISTENCY, SOIL STRUCTURE, MINERALOGY.	COMMENTS: DEPTH OF CASING, DRILLING RATE, DRILLING FLUID LOSS, TESTS, AND INSTRUMENTATION.
0	0 to 1	full 2 ft			top 1 inch is Silt w/ sand ML 1/4/104 very wet in organic staining + odor, streaks in top 8 inches	0 to 1 Frnc. III. SED-29 B (2 Jars) 1644
1 in	1 to 8				heterogeneous, 1 to 24 in	
					Color 1/6/104	
7 in					SW-SM → well graded sand w/ silt	
					wet	
8 inches						
1					whole Sample has organic smell (sulfur smell)	1 to 2 Frnc: III. SED. 29C (2 Jars) 1644
2						2

NAI-Boring Log Form-6/05

NORMANDEAU ASSOCIATES
ENVIRONMENTAL CONSULTANTS
400 Old Reading Pike, Stowe, PA 19464

rev:6/99

FIELD DATA FORM

Project Name:	**TTNUS-Martin State Airport Frog Mortar Creek Phase III**		**Proj. #: 21472.000**
Site Name:	**Frog Mortar Creek**		**Task #:** —
City:	**Middle River**	**State: MD Zip:**	**Date:** 7/13/08

Field Team Leader(s): **MKM, T. Apanavage (TTNUS)**
Field Team Safety Coordinator: MKM
Field Crew: ASF, SRL, RMK
Arrival/Departure Times: 1120 – 1210
Station ID #: FMC-III-30
Weather: Clear (Cloudy) Rain Other ____
Photos: Y (N) Roll No./Exposure No.: ____
Wind Conditions (Speed/Direction): 5-8 E

FIELD DATA

Water Depth: 55" ~~ft~~
Tide: (Ebb) Flood Low Slack High Slack Other ____
PID: N/A
Redox Potential: N/A pH: N/A Temp.: N/A

SAMPLE #1

Sample ID#: FMC-III-SED-30
Sample Time: 1140 hrs. Sample Depth: 0-6" ~~ft~~
Sample Collection Method: (Ponar)/Vibracore/Manual
QA/QC Samples: — Field Dup. ID# —
Total # Bottles Filled: 2
MS/MSD ID# — E/B ID# —
Sampling Equipment Deconned or Replaced: (Y) N
Sample Preservation: (Ice) NO_3 H_2SO_4 N/A

SAMPLE #2

Sample ID#: FMC-III-SED-30
Sample Time: 1150 hrs. Sample Depth: 0-36" ~~ft~~
Sample Collection Method: Ponar/Vibracore/(Manual)
QA/QC Samples: — Field Dup. ID# —
Total # Bottles Filled: 4
MS/MSD ID# — E/B ID# —
Sampling Equipment Deconned or Replaced: (Y) N
Sample Preservation: (Ice) NO_3 H_2SO_4 N/A

DGPS DATA

Operator: RMK
QA Date: —
File Name: FMC-III-30
GPS Serial #: —
~~Latitude~~: 14287038.001 N
Datum: NAD1983 (Y) N Other ____
~~Longitude~~: 1243159.150 E
Proj.: Maryland State Plane- (UTM Zone-18)
PDOP: 2.9
Coordinate Units: ~~Lat/Lon~~ US Feet

COMMENTS / NOTES

pd - 36"
CR - 25.5"

FMC-TTT-SW-30 - collected 1135 hrs ~~@~~ 1.0' above bottom.

Preparer's Initial:

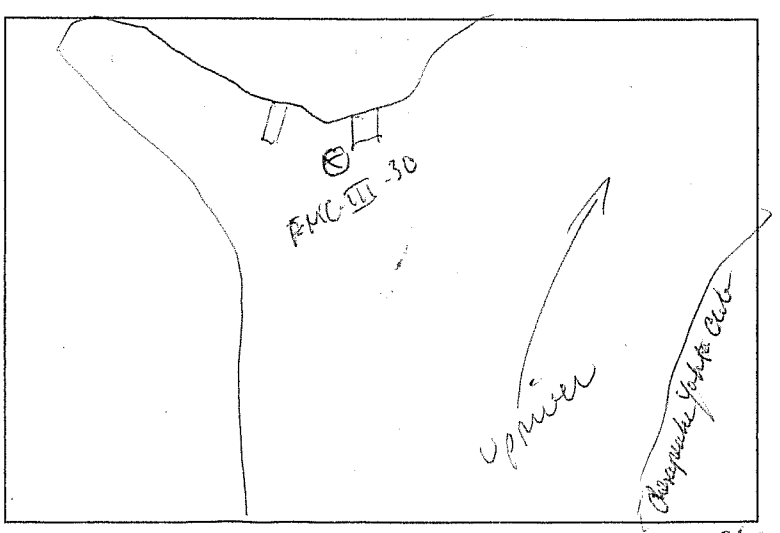

7/31/08 A: B10 B,C: B15

PROJECT NUMBER	BORING NUMBER
21472.000	FMC-III-SED-30 SHEET 1 OF 1

Normandeau Soil Boring Log

PROJECT : TTNUS-Martin State Airport Frog Mortar Creek Phase LOCATION : Frog Mortar Creek, Middle River, MD

ELEVATION : N/A DRILLING CONTRACTOR : Normandeau Associates

DRILLING METHOD AND EQUIPMENT USED : PVL Vibracore/Ponar® Sediment Grab/Manually-pushed boring

WATER LEVELS : 41 7" (55 inches) START : 1150 END : 1155 LOGGER : MKM

DEPTH BELOW SURFACE (FT.) / INTERVAL (FT)	RECOVERY (FT) / #/TYPE	STANDARD PENETRATION TEST RESULTS 6"-6"-6"-6" (N)	CORE DESCRIPTION: SOIL NAME, USCS GROUP SYMBOL, COLOR, MOISTURE CONTENT, RELATIVE DENSITY OR CONSISTENCY, SOIL STRUCTURE, MINERALOGY.	COMMENTS: DEPTH OF CASING, DRILLING RATE, DRILLING FLUID LOSS, TESTS, AND INSTRUMENTATION.
0	full 2 ft		very soft clay (CL) homogeneous color: 1/5/10Y sulfur odor	0 to 1: FMC-III-SED-30B 2 jars @ 1315
1				1 to 2 ft FMC-III-SED-30C 2 jars @ 1315
2				

BC

NORMANDEAU ASSOCIATES
ENVIRONMENTAL CONSULTANTS
400 Old Reading Pike, Stowe, PA 19464

rev:6/99

FIELD DATA FORM

Project Name:	**TTNUS-Martin State Airport Frog Mortar Creek Phase III**		**Proj. #: 21472.000**
Site Name:	**Frog Mortar Creek**		**Task #:**
City:	**Middle River**	**State: MD Zip:**	**Date:** 7/29/05

Field Team Leader(s): **MKM, T. Apanavage (TTNUS)**
Field Team Safety Coordinator: MKM
Field Crew: ASF, SRL, RMK
Arrival/Departure Times: 14:05 – 14:40
Station ID #: FMC-FII-31
Weather: (Clear) Cloudy Rain Other
Photos: Y (N) Roll No./Exposure No.:
Wind Conditions (Speed/Direction): 2-5mph E

FIELD DATA

Water Depth: 3.7 ft. Tide: Ebb (Flood) Low Slack High Slack Other
PID: N/A Redox Potential: N/A pH: N/A Temp.: N/A

SAMPLE #1

Sample ID#: FMC-III-SED-31
Sample Time: 14:15 hrs. Sample Depth: 0-6"
Sample Collection Method: Ponar/Vibracore/(Manual)
QA/QC Samples: Field Dup. ID#
Total # Bottles Filled: 2
MS/MSD ID# E/B ID#
Sampling Equipment Deconned or Replaced: (Y) N
Sample Preservation: (Ice) NO_3 H_2SO_4 N/A

SAMPLE #2

Sample ID#: FMC-III-SED-31
Sample Time: 14:30 hrs. Sample Depth: 0-3.0 ft.
Sample Collection Method: Ponar/Vibracore/(Manual)
QA/QC Samples: Field Dup. ID#
Total # Bottles Filled: 4
MS/MSD ID# E/B ID#
Sampling Equipment Deconned or Replaced: (Y) N
Sample Preservation: (Ice) NO_3 H_2SO_4 N/A

DGPS DATA

Operator: RMK
File Name: FMC-III-31
~~Latitude:~~ 14286547.844 N
~~Longitude:~~ 1242951.381 E
PDOP: 3.3
QA Date:
GPS Serial #:
Datum: NAD1983 (Y) N Other
Proj.: Maryland State Plane-(UTM Zone-18)
Coordinate Units: Lat/Lon US FEET

COMMENTS / NOTES

PID - 3.0'
CR - 28.0"

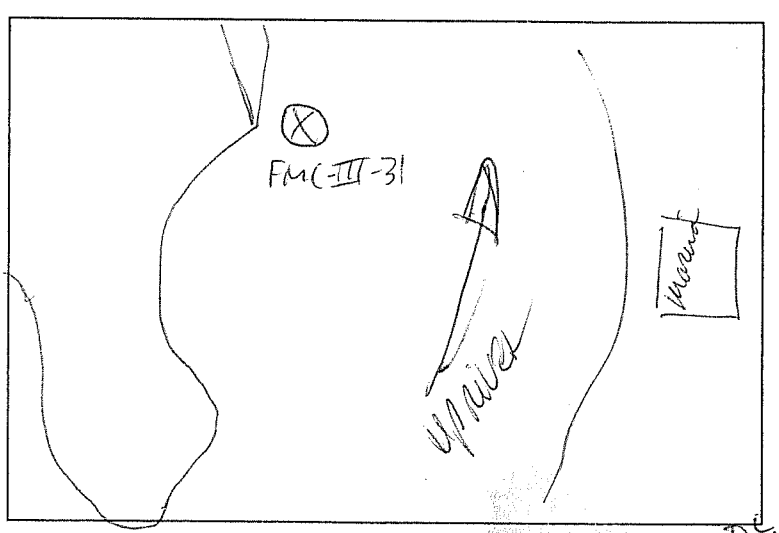

Preparer's Initial:

7/29/08 31A: 1613 31B,C: 1625

PROJECT NUMBER	BORING NUMBER
21472.000	FMC-III-SED-31 SHEET 1 OF 1

Normandeau Soil Boring Log

PROJECT : TTNUS-Martin State Airport Frog Mortar Creek Phase LOCATION : Frog Mortar Creek, Middle River, MD

ELEVATION : N/A DRILLING CONTRACTOR : Normandeau Associates

DRILLING METHOD AND EQUIPMENT USED : PVL Vibracore/Ponar® Sediment Grab/Manually-pushed boring

WATER LEVELS : 3.7 START : 1430 END : 1435 LOGGER : MKM

DEPTH BELOW SURFACE (FT)	INTERVAL (FT)	RECOVERY (FT)	#/TYPE	STANDARD PENETRATION TEST RESULTS 6"-6"-6"-6" (N)	CORE DESCRIPTION: SOIL NAME, USCS GROUP SYMBOL, COLOR, MOISTURE CONTENT, RELATIVE DENSITY OR CONSISTENCY, SOIL STRUCTURE, MINERALOGY.	COMMENTS: DEPTH OF CASING, DRILLING RATE, DRILLING FLUID LOSS, TESTS, AND INSTRUMENTATION.
0	9 in	full			0 to 9 in Color: Y 3/ 10Y Slight organic odor, black organic staining, wetter ML: silt w/ sand	0 +0 1 FMC-III-SED-31B Sample time: 1625
1	14 in				ML: Silt w/ sand color 1/4/10Y, Homogeneous, more gray (than upper 9 inches) true, not material throughout	1 +0 2 FMC-III-SED 31C Sample time: 1625
2						

NAI-Boring Log Form-6/05

QC AT 9/4/08

NORMANDEAU ASSOCIATES
ENVIRONMENTAL CONSULTANTS
400 Old Reading Pike, Stowe, PA 19464

rev:6/99

FIELD DATA FORM

Project Name:	**TTNUS-Martin State Airport Frog Mortar Creek Phase III**		**Proj. #: 21472.000**
Site Name:	**Frog Mortar Creek**		**Task #:**
City:	**Middle River**	**State: MD Zip:**	**Date: 7/21/08**

Field Team Leader(s): **MKM, T. Apanavage (TTNUS)**
Field Team Safety Coordinator: MKM
Field Crew: ASF, SRL, RMK
Arrival/Departure Times: 1010 – 1110
Station ID #: FMC-III-32
Weather: Clear (Cloudy) Rain Other
Photos: Y (N) Roll No./Exposure No.:
Wind Conditions (Speed/Direction): 0-5-E

FIELD DATA

Water Depth: 86" ~~ft~~
Tide: (Ebb) Flood Low Slack High Slack Other
PID: N/A
Redox Potential: N/A pH: N/A Temp.: N/A

SAMPLE #1

Sample ID#: FMC-III-SED-32
Sample Time: 1050 hrs. Sample Depth: 0-6" ~~ft~~
Sample Collection Method: (Ponar)/Vibracore/Manual
QA/QC Samples: Field Dup. ID#
Total # Bottles Filled: 2
MS/MSD ID# E/B ID#
Sampling Equipment Deconned or Replaced: (Y) N
Sample Preservation: (Ice) NO_3 H_2SO_4 N/A

SAMPLE #2

Sample ID#: FMC-III-SED-32
Sample Time: 1055 hrs. Sample Depth: 0-36" ~~ft~~
Sample Collection Method: Ponar/Vibracore/(Manual)
QA/QC Samples: Field Dup. ID#
Total # Bottles Filled: 4
MS/MSD ID# E/B ID#
Sampling Equipment Deconned or Replaced: (Y) N
Sample Preservation: (Ice) NO_3 H_2SO_4 N/A

DGPS DATA

Operator: RMK
File Name: FMC-III-32
~~Latitude~~: 14286079.873 N
~~Longitude~~: 1242761.493 E
PDOP: 3.1
QA Date:
GPS Serial #:
Datum: NAD1983 (Y) N Other
Proj.: Maryland State Plane (UTM Zone-18)
Coordinate Units: ~~Lat/Lon~~ USFT

COMMENTS / NOTES

pd - 36.0"
cr - 26.0"

FMC-III-SW-32 COLLECTED @1042 @ 1.0' FROM BOTTOM.

Preparer's Initial:

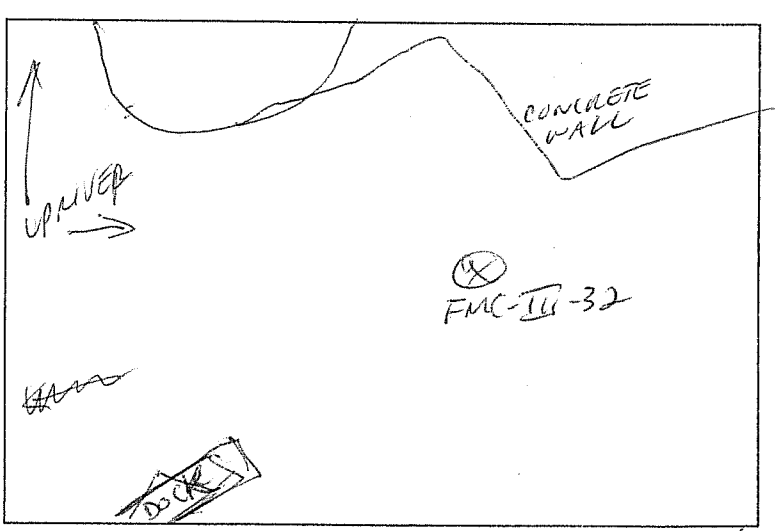

7/31/08 A: 1200 B, C: 1300

PROJECT NUMBER	BORING NUMBER
21472.000	FMC-III-SED 32 SHEET 1 OF 1

Normandeau Soil Boring Log

PROJECT : TTNUS-Martin State Airport Frog Mortar Creek Phase LOCATION : Frog Mortar Creek, Middle River, MD

ELEVATION : N/A DRILLING CONTRACTOR : Normandeau Associates

DRILLING METHOD AND EQUIPMENT USED : PVL Vibracore/Ponar® Sediment Grab/Manually-pushed boring

WATER LEVELS : 7'2" (86 in) START : 1055 END : ~~0859~~ 1100 LOGGER : MKM

DEPTH BELOW SURFACE (FT)	INTERVAL (FT)	RECOVERY (FT)	#/TYPE	STANDARD PENETRATION TEST RESULTS 6"-6"-6"-6" (N)	CORE DESCRIPTION: SOIL NAME, USCS GROUP SYMBOL, COLOR, MOISTURE CONTENT, RELATIVE DENSITY OR CONSISTENCY, SOIL STRUCTURE, MINERALOGY.	COMMENTS: DEPTH OF CASING, DRILLING RATE, DRILLING FLUID LOSS, TESTS, AND INSTRUMENTATION.
0		full 2ft			very soft clay (CL) minor black staining Sulfur odor Homogeneous Color: 1/4/10Y	0 to 1: FMC-III-SED32B 2 Jars @ 1300
1						1 to 2: FMC-III-SED32C 2 Jars @ 1300
2						

QC AJ 8/4

NORMANDEAU ASSOCIATES
ENVIRONMENTAL CONSULTANTS
400 Old Reading Pike, Stowe, PA 19464

rev:6/99

FIELD DATA FORM

Page 1 of 1

Project Name:	**TTNUS-Martin State Airport Frog Mortar Creek Phase III**		**Proj. #: 21472.000**
Site Name:	**Frog Mortar Creek**		**Task #:** —
City:	**Middle River**	**State: MD Zip:**	**Date:** 7/29/08

Field Team Leader(s): **MKM, T. Apanavage (TTNUS)**
Field Team Safety Coordinator: MKM
Field Crew: ASF, SRL, RMK
Arrival/Departure Times: 15:40 - 1655
Station ID #: FMC-III-33
Weather: Clear Cloudy Rain Other
Photos: Y N Roll No./Exposure No.:
Wind Conditions (Speed/Direction): 5-8 mph E

FIELD DATA

Water Depth: 6.9 ft. Tide: Ebb Flood Low Slack High Slack Other
PID: N/A Redox Potential: N/A pH: N/A Temp.: N/A

SAMPLE #1

Sample ID#: FMC-III-SED-33
Sample Time: 15:45 hrs. Sample Depth: 0-6" ~~ft.~~
Sample Collection Method: Ponar/Vibracore/Manual
QA/QC Samples: — Field Dup. ID# —
Total # Bottles Filled: 2
MS/MSD ID# — E/B ID# —
Sampling Equipment Deconned or Replaced: Y N
Sample Preservation: Ice NO_3 H_2SO_4 N/A

SAMPLE #2

Sample ID#: FMC-III-SED-33
Sample Time: 16:40 hrs. Sample Depth: 0-32" ~~ft.~~
Sample Collection Method: Ponar/Vibracore/Manual
QA/QC Samples: — Field Dup. ID# —
Total # Bottles Filled: 4
MS/MSD ID# — E/B ID# —
Sampling Equipment Deconned or Replaced: Y N
Sample Preservation: Ice NO_3 H_2SO_4 N/A

DGPS DATA

Operator: RMK
QA Date: —
File Name: FMC-III-29
GPS Serial #:
~~Latitude:~~ 14285879.992 N
Datum: NAD1983 Y N Other
Longitude: 1242256.276 E
Proj.: Maryland State Plane- UTM Zone-18
PDOP: 4.5
Coordinate Units: ~~Lat/Lon~~ USFT

COMMENTS / NOTES

Pd- 32"
CR- 29"

HOIST/WINCH BROKE ... CHAINFALL BROKEN ...
PUSHED & PULLED BY HAND (ASF)

410 335-7896
west marine

Preparer's Initial: RMK

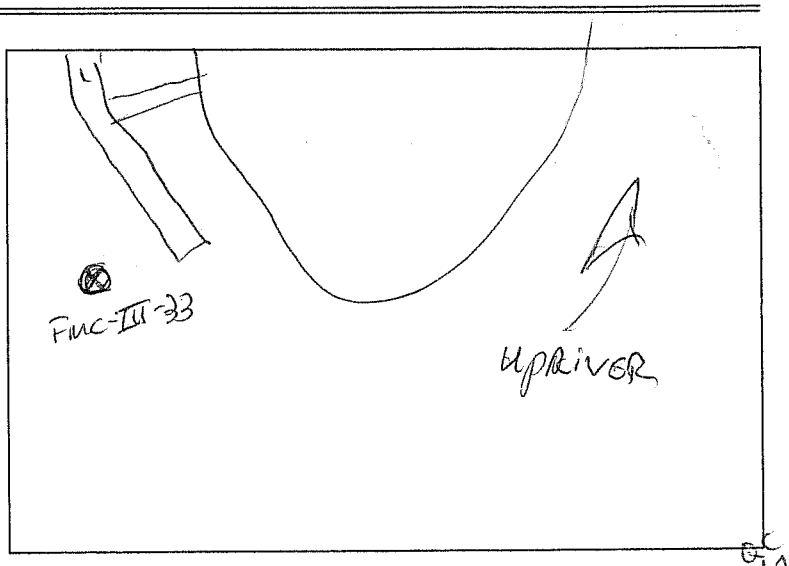

7/29/08 33A 1718 33BC 1720

PROJECT NUMBER	BORING NUMBER
21472.000	FMC-III-SED-33 SHEET 1 OF 1

Normandeau Soil Boring Log

PROJECT : TTNUS-Martin State Airport Frog Mortar Creek Phase LOCATION : Frog Mortar Creek, Middle River, MD

ELEVATION : N/A DRILLING CONTRACTOR : Normandeau Associates

DRILLING METHOD AND EQUIPMENT USED : PVL Vibracore/Ponar® Sediment Grab/Manually-pushed boring

WATER LEVELS : 0.9 ft START : 1640 END : 1645 LOGGER : MKM

DEPTH BELOW SURFACE (FT)	INTERVAL (FT)	RECOVERY (FT) #/TYPE	STANDARD PENETRATION TEST RESULTS 6"-6"-6"-6" (N)	CORE DESCRIPTION: SOIL NAME, USCS GROUP SYMBOL, COLOR, MOISTURE CONTENT, RELATIVE DENSITY OR CONSISTENCY, SOIL STRUCTURE, MINERALOGY.	COMMENTS: DEPTH OF CASING, DRILLING RATE, DRILLING FLUID LOSS, TESTS, AND INSTRUMENTATION.
0	full 2ft			0 to 1 foot is homogeneous ML : silt w/ some sand black organic staining slight sulfur odor Color 1/4/10Y very soft wet	0 to 1 : FMC-III-SED-33B (2 Jars) Sample time : 1720
1				1 to 2 foot is homogenous color is same but there is a higher sand content.... Color 1/4/10Y Slight sulfur odor SW-SM well graded sand w/ silt soft wet	0 to 2 FMC III-SED-33C (2 Jars) Sample time : 1720
2					

QC AT

NORMANDEAU ASSOCIATES
ENVIRONMENTAL CONSULTANTS
400 Old Reading Pike, Stowe, PA 19464

rev:6/99

FIELD DATA FORM

Page 1 of 1

Project Name:	**TTNUS-Martin State Airport Frog Mortar Creek Phase III**		**Proj. #: 21472.000**
Site Name:	**Frog Mortar Creek**		**Task #:** —
City:	**Middle River**	**State: MD Zip:**	**Date:** 7/29/08

Field Team Leader(s): **MKM, T. Apanavage (TTNUS)**
Field Team Safety Coordinator: MKM
Field Crew: ASF, SRL, RMK
Arrival/Departure Times: 1300 - 1345
Station ID #: FMC-III-34
Weather: Clear Cloudy Rain Other
Photos: Y N Roll No./Exposure No.:
Wind Conditions (Speed/Direction): 1-4 mph E

FIELD DATA

Water Depth: 6.7 ft. Tide: Ebb Flood Low Slack High Slack Other
PID: N/A Redox Potential: N/A pH: N/A Temp.: N/A

SAMPLE #1

Sample ID#: FMC-III-SED-34
Sample Time: 13:25 hrs. Sample Depth: ~~6.7~~ 3.0 ft.
Sample Collection Method: Ponar/Vibracore/Manual
QA/QC Samples: — Field Dup. ID# —
Total # Bottles Filled: 2
MS/MSD ID# — E/B ID# —
Sampling Equipment Deconned or Replaced: Y N
Sample Preservation: Ice NO_3 H_2SO_4 N/A

SAMPLE #2

Sample ID#: FMC-III-SED 34
Sample Time: 13:40 hrs. Sample Depth: SURF-0'6" ~~ft~~
Sample Collection Method: Ponar/Vibracore/~~Manual~~
QA/QC Samples: — Field Dup. ID# —
Total # Bottles Filled: 4
MS/MSD ID# — E/B ID# —
Sampling Equipment Deconned or Replaced: Y N
Sample Preservation: Ice NO_3 H_2SO_4 N/A

DGPS DATA

Operator: RMK
QA Date: NA
File Name: FMC-III-34
GPS Serial #:
~~Latitude~~: 14284989.408 N
Datum: NAD1983 Y N Other
~~Longitude~~: 1244089.221 E
Proj.: Maryland State Plane-UTM Zone-18
PDOP: 2.4
Coordinate Units: ~~Lat/Lon~~ ~~STATE PLANE~~ US SURVEY FT

COMMENTS / NOTES

PD - 3.0 FT
CR - 2.0 FT

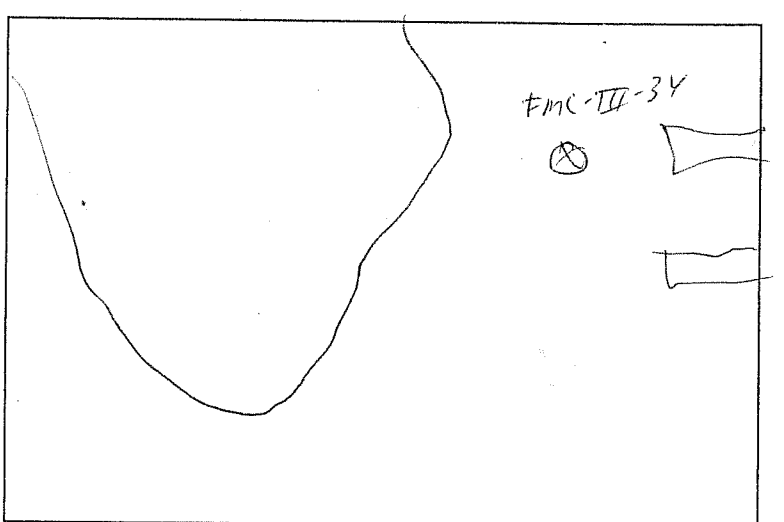

Preparer's Initial: [signature]

7/29/08

sample time 34A : 1411

B, C: 1421

PROJECT NUMBER	BORING NUMBER	
21472.000	FMC-III-SED 34	SHEET 1 OF 1

Normandeau Soil Boring Log

PROJECT : TTNUS-Martin State Airport Frog Mortar Creek Phase LOCATION : Frog Mortar Creek, Middle River, MD

ELEVATION : N/A DRILLING CONTRACTOR : Normandeau Associates

DRILLING METHOD AND EQUIPMENT USED : PVL Vibracore/Ponar® Sediment Grab/Manually-pushed boring

WATER LEVELS : 6.7 START : 1340 END : 1345 LOGGER : MKM

DEPTH BELOW SURFACE (FT)	INTERVAL (FT)	RECOVERY (FT)	#/TYPE	STANDARD PENETRATION TEST RESULTS 6"-6"-6"-6" (N)	CORE DESCRIPTION: SOIL NAME, USCS GROUP SYMBOL, COLOR, MOISTURE CONTENT, RELATIVE DENSITY OR CONSISTENCY, SOIL STRUCTURE, MINERALOGY.	COMMENTS: DEPTH OF CASING, DRILLING RATE, DRILLING FLUID LOSS, TESTS, AND INSTRUMENTATION.
0		1'11"			COLOR: 1 gray 14/104 very soft silt / wet / Black staining 7 to 7.5 inches down Group symbol: ML: Silt Soil structure: Homogeneous no odor	0 0 to 1 FMC-III-SED-34B (2 Jars) Sample time: 1421
1						1 1 to 1'11" FMC-III-SED-34C (2 Jars) Sample time 1421
2.0						11" 2

QC, AJ, ET

NORMANDEAU ASSOCIATES
ENVIRONMENTAL CONSULTANTS
400 Old Reading Pike, Stowe, PA 19464

rev:6/99

FIELD DATA FORM

Project Name:	**TTNUS-Martin State Airport Frog Mortar Creek Phase III**		**Proj. #: 21472.000**
Site Name:	**Frog Mortar Creek**		**Task #:**
City:	**Middle River**	**State: MD Zip:**	**Date:** 7/3/108

Field Team Leader(s): **MKM, T. Apanavage (TTNUS)**
Field Team Safety Coordinator: MKM
Field Crew: ASF, SRL, RMK
Arrival/Departure Times: 0836 – 0915
Station ID #: FMC-III-35
Weather: (Clear) Cloudy Rain Other
Photos: Y (N) Roll No./Exposure No.:
Wind Conditions (Speed/Direction): 0-2 mph-E

FIELD DATA

Water Depth: 118" ~~ft~~
Tide: (Ebb) Flood Low Slack High Slack Other
PID: N/A
Redox Potential: N/A pH: N/A Temp.: N/A

SAMPLE #1
Sample ID#: FMC-III-SED-35
Sample Time: ~~0850~~ 0855 hrs. Sample Depth: 0-36.5" ~~ft~~
Sample Collection Method: Ponar/Vibracore/Manual
QA/QC Samples: Field Dup. ID#
Total # Bottles Filled: 2
MS/MSD ID# E/B ID#
Sampling Equipment Deconned or Replaced: (Y) N
Sample Preservation: (Ice) NO_3 H_2SO_4 N/A

SAMPLE #2
Sample ID#: FMC-III-SED-35 – SURF. SAMPLE
Sample Time: 0840 hrs. Sample Depth: ~~0-6"~~ 0-6"
Sample Collection Method: (Ponar)/Vibracore/~~Manual~~
QA/QC Samples: Field Dup. ID#
Total # Bottles Filled: 4
MS/MSD ID# E/B ID#
Sampling Equipment Deconned or Replaced: (Y) N
Sample Preservation: (Ice) NO_3 H_2SO_4 N/A

DGPS DATA

Operator: RML
File Name: FMC-III-35
~~Latitude:~~ 1428246.498 N
~~Longitude:~~ 1243884.077 E
PDOP: 3.3
QA Date:
GPS Serial #:
Datum: NAD1983 (Y) N Other
Proj.: Maryland State Plane- UTM Zone-18
Coordinate Units: ~~Lat/Lon~~ US FT

COMMENTS / NOTES

DE - 36.5"
CR - 36.5"

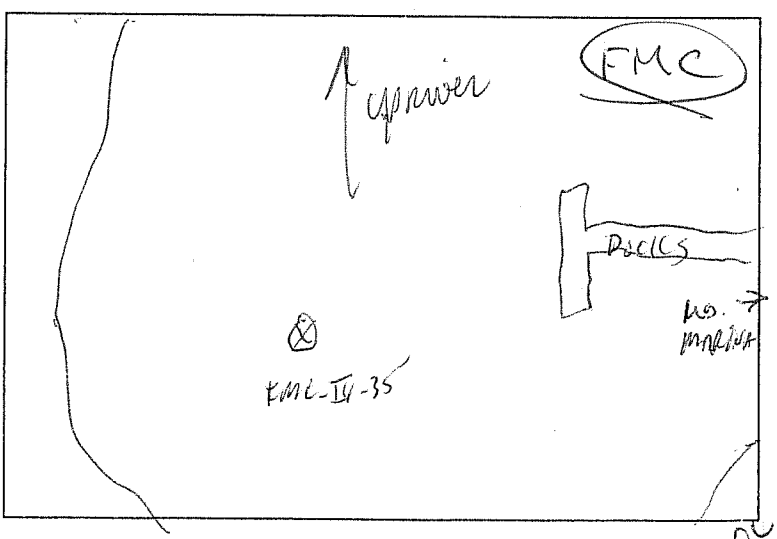

Preparer's Initial: RML

7/31/08 A :0925 B,C 0935

PROJECT NUMBER	BORING NUMBER
21472.000	FMC III-SED-35 SHEET 1 OF 1

Normandeau Soil Boring Log

PROJECT : TTNUS-Martin State Airport Frog Mortar Creek Phase LOCATION : Frog Mortar Creek, Middle River, MD

ELEVATION : N/A DRILLING CONTRACTOR : Normandeau Associates

DRILLING METHOD AND EQUIPMENT USED : PVL Vibracore/Ponar® Sediment Grab/Manually-pushed boring

WATER LEVELS : 9' 10" (118inches) START : 0855 END : 0900 LOGGER : MKM

DEPTH BELOW SURFACE (FT)	INTERVAL (FT)	RECOVERY (FT)	#/TYPE	STANDARD PENETRATION TEST RESULTS 6"-6"-6"-6" (N)	CORE DESCRIPTION: SOIL NAME, USCS GROUP SYMBOL, COLOR, MOISTURE CONTENT, RELATIVE DENSITY OR CONSISTENCY, SOIL STRUCTURE, MINERALOGY.	COMMENTS: DEPTH OF CASING, DRILLING RATE, DRILLING FLUID LOSS, TESTS, AND INSTRUMENTATION.
0		2ft			lots of shells in top foot very soft minor org. black staining lean clay (CL) slight sulfur odd trace roots 1/4/104 is color Homogeneous Throughout whole core sample	0 to 1: FMC-III-SED 35B 2 Jars @ 0935
1					1 to 2 ft very soft graduating to soft	1 to 2: FMC-III SED35C 2 Jars @ 0935
2						

NORMANDEAU ASSOCIATES
ENVIRONMENTAL CONSULTANTS
400 Old Reading Pike, Stowe, PA 19464

rev:6/99

FIELD DATA FORM

Page ___ of ___

Project Name:	**TTNUS-Martin State Airport Frog Mortar Creek Phase III**		**Proj. #: 21472.000**
Site Name:	**Frog Mortar Creek**		**Task #:** N/A
City:	**Middle River**	**State: MD Zip:**	**Date:** 7/29/08

Field Team Leader(s): **MKM, T. Apanavage (TTNUS)**
Field Team Safety Coordinator: MKM
Field Crew: ASF, SRL, RMK
Arrival/Departure Times: 0945
Station ID #: FMC-~~III~~ III ~~SED~~ 36
Weather: (Clear) Cloudy Rain Other ___
Photos: Y (N) Roll No./Exposure No.: ___
Wind Conditions (Speed/Direction): 0-2 mph.

FIELD DATA

Water Depth: 9.8 ft. Tide: (Ebb) Flood Low Slack High Slack Other ___
PID: N/A Redox Potential: N/A pH: N/A Temp.: N/A

SAMPLE #1

Sample ID#: FMC-III-SW-36
Sample Time: 1020 hrs. Sample Depth: 8.8 ft.
Sample Collection Method: Ponar/Vibracore/Manual
QA/QC Samples: — Field Dup. ID# —
Total # Bottles Filled: 7 NM 2
MS/MSD ID# — E/B ID# —
Sampling Equipment Deconned or Replaced: (Y) N
Sample Preservation: (Ice) NO_3 H_2SO_4 N/A

SAMPLE #2

Sample ID#: FMC-III-SED-36
Sample Time: 1055 hrs. Sample Depth: 3.0 ft.
Sample Collection Method: Ponar/Vibracore/Manual
QA/QC Samples: — Field Dup. ID# —
Total # Bottles Filled: 3 NM 4
MS/MSD ID# — E/B ID# —
Sampling Equipment Deconned or Replaced: (Y) N
Sample Preservation: (Ice) NO_3 H_2SO_4 N/A

DGPS DATA

Operator: RMK
File Name: FMC-III-36
Latitude: 1428467.158 N
Longitude: 1243935.258 E
PDOP: 3.6
QA Date: ___
GPS Serial #:
Datum: NAD1983 (Y) N Other ___
Proj.: Maryland State Plane- UTM Zone-18
Coordinate Units: Lat/Lon
PDOP 3.6 N 1428467.158 E 1243935.258

COMMENTS / NOTES

1028- SURFICIAL SED. COLLECTED
PD - 3.0'
CR - 3.0' BUT LOST LAST 1.0' = 2.0 REC.

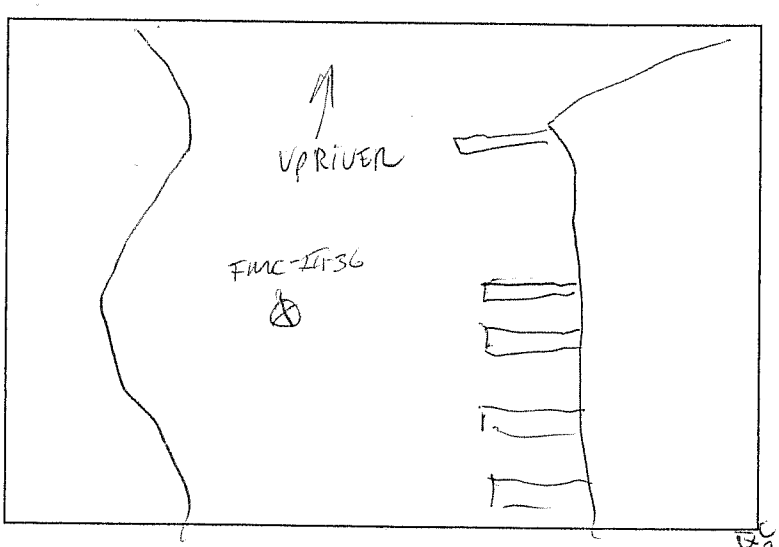

Preparer's Initial: RMK

7/29/08 36A:1138 1150

PROJECT NUMBER	BORING NUMBER	
21472.000	FMC-III-SED-36	SHEET 1 OF 1

Normandeau Soil Boring Log

PROJECT : TTNUS-Martin State Airport Frog Mortar Creek Phase LOCATION : Frog Mortar Creek, Middle River, MD

ELEVATION : N/A DRILLING CONTRACTOR : Normandeau Associates

DRILLING METHOD AND EQUIPMENT USED : PVL Vibracore/Ponar® Sediment Grab/Manually-pushed boring

WATER LEVELS : 9.867 START : 1050 END : 1055 LOGGER : MKM

DEPTH BELOW SURFACE (FT)	INTERVAL (FT)	RECOVERY (FT)	#/TYPE	STANDARD PENETRATION TEST RESULTS 6"-6"-6"-6" (N)	CORE DESCRIPTION: SOIL NAME, USCS GROUP SYMBOL, COLOR, MOISTURE CONTENT, RELATIVE DENSITY OR CONSISTENCY, SOIL STRUCTURE, MINERALOGY.	COMMENTS: DEPTH OF CASING, DRILLING RATE, DRILLING FLUID LOSS, TESTS, AND INSTRUMENTATION.
0		Full recovery 0-2 ft			Color: Chart 1 for gley /4/10Y very soft silt, wet, minor black mottling <1% Grap symbol: ML → silt Soil Structure: Homogeneous no odor	0 to 1: FMC-III-SED-36 B (2 Jars) Sample time: 1150
1						1 to 2: FMC-III-SED-36 C (2 Jars) sample time: 1150
2.0						2

NAI-Boring Log Form-6/05

QC 6/4

Chain of Custody Record

Temperature on Receipt _____

Drinking Water? Yes ☐ No ☒

TestAmerica
THE LEADER IN ENVIRONMENTAL TESTING

TAL-4124 (1007)

Client	Project Manager	Date	Chain of Custody Number
Tetra Tech NUS	Eric Samuels	7/31/08	093975
Address	**Telephone Number (Area Code)/Fax Number**	**Lab Number**	**Page** 1 **of** 3
2171 West Park Court Suite L	(770) 413 0965 x232		
City / **State** / **Zip Code**	**Site Contact**	**Lab Contact**	
Stone Mountain / GA / 30087	Tony Apanavage		
Project Name and Location (State)	**Carrier/Waybill Number**		
FMC Front IL			
Contract/Purchase Order/Quote No.			

Sample I.D. No. and Description (Containers for each sample may be combined on one line)	Date	Time	Matrix: Air	Aqueous	Sed.	Soil	Containers & Preservatives: Unpres.	H2SO4	HNO3	HCl	NaOH	ZnAc/NaOH	Other	Analysis: VOCs	PAI-PCB	Special Instructions/ Conditions of Receipt
FMC IL-SED-12B	7/30/08	1610			X								X	1	1	
FMC IL-SED 12C	7/30/08	1610												1	1	
FMC IL-SED 13B	7/30/08	1650												1	1	
FMC IL-SED 13C	7/30/08	1650												1	1	
FMC IL-SED 9B	7/31/08	1500												1	1	
FMC IL-SED 9C	7/31/08	1500												1	1	
FMC IL-SED 16B	7/31/08	1615												1	1	
FMC IL-SED 16C	7/31/08	1615												1	1	
FMC IL-SED 27A	7/31/08	1430												1	1	
FMC IL-SED 27B	7/31/08	1440												1	1	
FMC IL-SED 27C	7/31/08	1440												1	1	
FMC IL-SED 28A	7/31/08	1525			↓								↓	1	1	

Possible Hazard Identification
☐ Non-Hazard ☐ Flammable ☐ Skin Irritant ☐ Poison B ☐ Unknown

Sample Disposal
☐ Return To Client ☐ Disposal By Lab ☐ Archive For _____ Months (A fee may be assessed if samples are retained longer than 1 month)

Turn Around Time Required
☐ 24 Hours ☐ 48 Hours ☐ 7 Days ☐ 14 Days ☒ 21 Days ☐ Other _____

QC Requirements (Specify)

	Date	Time
1. Relinquished By	7/31/08	1700
2. Relinquished By		
3. Relinquished By		

	Date	Time
1. Received By		
2. Received By		
3. Received By		

Comments

DISTRIBUTION: WHITE - Returned to Client with Report; CANARY - Stays with the Sample; PINK - Field Copy

Chain of Custody Record

Temperature on Receipt _____

Drinking Water? Yes ☐ No ☒

TestAmerica
THE LEADER IN ENVIRONMENTAL TESTING

TAL-4124 (1007)

Client	Project Manager	Date	Chain of Custody Number
Tetra Tech NUS	Eric Samuels	7/31/08	093978
Address	**Telephone Number (Area Code)/Fax Number**	**Lab Number**	**Page** 2 **of** 3
6171 West Park Road Suite E	(770) 453-6965 x232		
City / **State** / **Zip Code**	**Site Contact**	**Lab Contact**	
Stone Mountain / GA / 30087	Tony Apanavage		
Project Name and Location (State)	**Carrier/Waybill Number**		
FMC Prince, IL			
Contract/Purchase Order/Quote No.			

Sample I.D. No. and Description (Containers for each sample may be combined on one line)	Date	Time	Matrix: Air	Aqueous	Sed.	Soil	Containers & Preservatives: Unpres.	H2SO4	HNO3	HCl	NaOH	ZnAc/NaOH	Ice	Analysis: VOCs	Analysis: PCB	Special Instructions/ Conditions of Receipt
FMC - SED-28B	7/31/08	530			X								X	1	1	
FMC - SED-28C	7/31/08	1530												1	1	
FMC - SED-30A	7/31/08	1340												1	1	
FMC - SED-30B	7/31/08	1345												1	1	
FMC - SED-30C	7/31/08	1405												1	1	
FMC - SED-32A	7/31/08	1240												1	1	
FMC - SED-32B	7/31/08	1300												1	1	
FMC - SED-32C	7/31/08	1320												1	1	
FMC - SED-35A	7/31/08	0925												1	1	
FMC - SED-35B	7/31/08	0935												1	1	
FMC - SED-35C	7/31/08	0955												1	1	

Possible Hazard Identification
☐ Non-Hazard ☐ Flammable ☐ Skin Irritant ☐ Poison B ☐ Unknown

Sample Disposal
☐ Return To Client ☐ Disposal By Lab ☐ Archive For _____ Months (A fee may be assessed if samples are retained longer than 1 month)

Turn Around Time Required
☐ 24 Hours ☐ 48 Hours ☐ 7 Days ☐ 14 Days ☒ 21 Days ☐ Other _____

QC Requirements (Specify)

	Date	Time		Date	Time
1. Relinquished By	7/31/08	1700	1. Received By		
2. Relinquished By			2. Received By		
3. Relinquished By			3. Received By		

Comments

DISTRIBUTION: WHITE - Returned to Client with Report; CANARY - Stays with the Sample; PINK - Field Copy

Chain of Custody Record

Temperature on Receipt _____

Drinking Water? Yes ☐ No ☑

TestAmerica
THE LEADER IN ENVIRONMENTAL TESTING

TAL-4124 (1007)

Client	Project Manager	Date	Chain of Custody Number
TetraTech NUS / TTNUS	ERIC SAMUELS	7/30/08	093976
Address	**Telephone Number (Area Code)/Fax Number**	**Lab Number**	**Page 1 of ____**
2171 West Park Court Suite E	770 413 0965 x232		
City / **State** / **Zip Code**	**Site Contact**	**Lab Contact**	
Stone Mountain / GA / 30087	TONY APANAVAGE		
Project Name and Location (State)	**Carrier/Waybill Number**		
FMC Phase III			
Contract/Purchase Order/Quote No.			

Sample I.D. No. and Description (Containers for each sample may be combined on one line)	Date	Time	Matrix: Air	Aqueous	Sed.	Soil	Containers & Preservatives: Unpres.	H2SO4	HNO3	HCl	NaOH	ZnAc/NaOH	TCE	Analysis: VOCs	PAH, PCB	Special Instructions/ Conditions of Receipt
FMC-III-SED-29A	7/29/08	1615			X								X	1	1	
FMC-III-SED-29B	7/29/08	1644												1	1	
FMC-III-SED-29C	7/29/08	1644												1	1	
FMC-III-SED-31A	7/29/08	1613												1	1	
FMC-III-SED-31B	7/29/08	1625												1	1	
FMC-III-SED-31C	7/29/08	1625												1	1	
FMC-III-SED-33A	7/29/08	1718												1	1	
FMC-III-SED-33B	7/29/08	1720												1	1	
FMC-III-SED-33C	7/29/08	1720												1	1	
FMC-III-SED-34A	7/29/08	1411												1	1	
FMC-III-SED-34B	7/29/08	1421												1	1	
FMC-III-SED-34C	7/29/08	1421												1	1	

Possible Hazard Identification
☐ Non-Hazard ☐ Flammable ☐ Skin Irritant ☐ Poison B ☐ Unknown

Sample Disposal
☐ Return To Client ☐ Disposal By Lab ☐ Archive For _____ Months (A fee may be assessed if samples are retained longer than 1 month)

Turn Around Time Required
☐ 24 Hours ☐ 48 Hours ☐ 7 Days ☐ 14 Days ☒ 21 Days ☐ Other _____

QC Requirements (Specify)

	Date	Time		Date	Time
1. Relinquished By	7/30/08	1630	1. Received By	7/30/08	1630
2. Relinquished By			2. Received By		
3. Relinquished By			3. Received By		

Comments

DISTRIBUTION: WHITE - Returned to Client with Report; CANARY - Stays with the Sample; PINK - Field Copy

Chain of Custody Record

Temperature on Receipt _____

Drinking Water? Yes ☐ No ☒

TestAmerica
THE LEADER IN ENVIRONMENTAL TESTING

TAL-4124 (1007)

Client	Project Manager	Date	Chain of Custody Number
TtNUS (Tetra Tech NUS)	Eric Samuels	7/30/08	093974
Address	**Telephone Number (Area Code)/Fax Number**	**Lab Number**	**Page 2 of _____**
2171 West Park Court Suite C	770 4133 0965 x 232		
City / **State** / **Zip Code**	**Site Contact**	**Lab Contact**	
Stone Mountain / GA / 30087	TONY Genovese		
Project Name and Location (State)	**Carrier/Waybill Number**		
FMC Front Tier			
Contract/Purchase Order/Quote No.			

Sample I.D. No. and Description (Containers for each sample may be combined on one line)	Date	Time	Matrix: Air	Aqueous	Sed.	Soil	Containers & Preservatives: Unpres.	H2SO4	HNO3	HCl	NaOH	ZnAc/NaOH	ICE	Analysis: VOCs	PAH, PCB	Special Instructions/ Conditions of Receipt
FMC-III-SED-36A	7/29/08	1138			X								X	1	1	
FMC-III-SED-36B	7/29/08	1150			↓								↓	1	1	
FMC-III-SED-36C	7/29/08	1150												1	1	
FMC-III-SED-15B	7/30/08	1340												1	1	
FMC-III-SED-15C	7/30/08	1340												1	1	
FMC-III-SED-16B	7/30/08	1525												1	1	
FMC-III-SED-16C	7/30/08	1525												1	1	
FMC-III-SED-18B	7/30/08	1205												1	1	
FMC-III-SED-18C	7/30/08	1205												1	1	
FMC-III-SED-19B	7/30/08	1320												1	1	
FMC-III-SED-19C	7/30/08	1320												1	1	
FMC-III-SED-21B	7/30/08	1036			↓								↓	1	1	

Possible Hazard Identification
☐ Non-Hazard ☐ Flammable ☐ Skin Irritant ☐ Poison B ☐ Unknown

Sample Disposal
☐ Return To Client ☐ Disposal By Lab ☐ Archive For _____ Months (A fee may be assessed if samples are retained longer than 1 month)

Turn Around Time Required
☐ 24 Hours ☐ 48 Hours ☐ 7 Days ☐ 14 Days ☒ 21 Days ☐ Other _____

QC Requirements (Specify)

	Relinquished By	Date	Time	Received By	Date	Time
1.	[signature]	7/30/08	1630	[signature]	7/30/08	1630
2.						
3.						

Comments

DISTRIBUTION: WHITE - Returned to Client with Report; CANARY - Stays with the Sample; PINK - Field Copy

Chain of Custody Record

TAL-4124 (1007)

Temperature on Receipt _____

Drinking Water? Yes ☐ No ☒

TestAmerica

THE LEADER IN ENVIRONMENTAL TESTING

Client: Tetra Tech NUS	Project Manager: Eric Samuels	Date: 7.30.08	Chain of Custody Number: 093977
Address: 2111 West Parkway suite E	Telephone Number (Area Code)/Fax Number: (770) 413-0945	Lab Number:	Page 1 of 1
City: Stone Mountain; State: GA; Zip Code: 30087	Site Contact: Tony Apanavage	Lab Contact:	
Project Name and Location (State): FMC Phase II	Carrier/Waybill Number:		
Contract/Purchase Order/Quote No.:			

Analysis (Attach list if more space is needed)

Sample I.D. No. and Description (Containers for each sample may be combined on one line)	Date	Time	Matrix: Air	Aqueous	Sed.	Soil	Containers & Preservatives: Unpres.	H2SO4	HNO3	HCl	NaOH	ZnAc/NaOH	ICE	VOCs	PAH, PCB	Total Metals	Diss Metals	Special Instructions/ Conditions of Receipt
FMC-III-SED-21C	7/30/08	1036			X								X	↓	↓			
FMC-III-SED-22B	7/30/08	1125			↓								↓	↓	↓			
FMC-III-SED-22C	7/30/08	1125			↓								↓	↓	↓			
FMC-III-SW-36	7/29/08	1000		X			X		X	X			X	X	X	X	X	
TB-073008	7/30/08	0800		X						X				X				

7/30/08

Possible Hazard Identification: ☐ Non-Hazard ☐ Flammable ☐ Skin Irritant ☐ Poison B ☐ Unknown

Sample Disposal: ☐ Return To Client ☐ Disposal By Lab ☐ Archive For _____ Months (A fee may be assessed if samples are retained longer than 1 month)

Turn Around Time Required: ☐ 24 Hours ☐ 48 Hours ☐ 7 Days ☐ 14 Days ☒ 21 Days ☐ Other _____

QC Requirements (Specify)

	Date	Time		Date	Time
1. Relinquished By: [signature]	7/30/08	1630	1. Received By: [signature]	7-30/08	1630
2. Relinquished By:			2. Received By:		
3. Relinquished By:			3. Received By:		

Comments

DISTRIBUTION: WHITE - Returned to Client with Report; CANARY - Stays with the Sample; PINK - Field Copy

Chain of Custody Record

Temperature on Receipt _____

Drinking Water? Yes ☐ No ☐

TestAmerica
THE LEADER IN ENVIRONMENTAL TESTING

TAL-4124 (1007)

Client: Tetra Tech NUS	Project Manager: ERIC SAMUELS	Date: 7/31/08	Chain of Custody Number: 093949
Address: 2171 West Park Court Suite	Telephone Number (Area Code)/Fax Number: 770 413 0965 x 232	Lab Number:	Page 3 of 3
City: Stone Mountain / State: GA / Zip Code: 30087	Site Contact: Tony Apanava	Lab Contact:	
Project Name and Location (State): FMC Phase III	Carrier/Waybill Number:		
Contract/Purchase Order/Quote No.			

Sample I.D. No. and Description (Containers for each sample may be combined on one line)	Date	Time	Matrix: Air	Aqueous	Sed.	Soil	Containers & Preservatives: Unpres.	H2SO4	HNO3	HCl	NaOH	ZnAc/ NaOH	Analysis: VOCs	PAH	PCB	Total Metals	Dissolved Metals	Special Instructions/ Conditions of Receipt
FMC-III-SW-27	7/31/08	1315		X			X		X	X			X	X	X	X	X	
FMC-III-SW-32	7/31/08	1042		X			X		X	X			X	X	X	X	X	
FMC-III-SW-30	7/31/08	1125		X			X		X	X			X	X	X	X	X	
FMC-III-SW-28	7/31/08	1435					X		X	X			X	X	X	X	X	
TB-073108	7/31/08	0800		X						X			X					

Possible Hazard Identification
☐ Non-Hazard ☐ Flammable ☐ Skin Irritant ☐ Poison B ☐ Unknown

Sample Disposal
☐ Return To Client ☐ Disposal By Lab ☐ Archive For _____ Months (A fee may be assessed if samples are retained longer than 1 month)

Turn Around Time Required
☐ 24 Hours ☐ 48 Hours ☐ 7 Days ☐ 14 Days ☒ 21 Days ☐ Other _____

QC Requirements (Specify)

1. Relinquished By	Date: 7/31/08	Time: 1700	1. Received By	Date	Time
2. Relinquished By	Date	Time	2. Received By	Date	Time
3. Relinquished By	Date	Time	3. Received By	Date	Time

Comments

DISTRIBUTION: WHITE - Returned to Client with Report; CANARY - Stays with the Sample; PINK - Field Copy

NORMANDEAU ASSOCIATES
ENVIRONMENTAL CONSULTANTS
400 Old Reading Pike, Stowe, PA 19464

rev:6/99

FIELD DATA FORM

Project Name:	**TTNUS-Martin State Airport Frog Mortar Creek Phase III**		**Proj. #: 21472.000**
Site Name:	**Frog Mortar Creek**		**Task #:** —
City:	**Middle River**	**State: MD Zip:**	**Date:** 7/31/08

Field Team Leader(s): **MKM, T. Apanavage (TTNUS)**
Field Team Safety Coordinator: MKM
Field Crew: ASF, SRL, RMK
Arrival/Departure Times: 1300 – 1350
Station ID #: FMC-III-27
Weather: Clear (Cloudy) Rain Other ____
Photos: Y (N) Roll No./Exposure No.: ____
Wind Conditions (Speed/Direction): 0-5 E

FIELD DATA
Water Depth: 38" ~~ft~~
Tide: Ebb (Flood) Low Slack High Slack Other ____
PID: N/A
Redox Potential: N/A pH: N/A Temp.: N/A

SAMPLE #1
Sample ID#: FMC-III-SED-27
Sample Time: 13:20 hrs. Sample Depth: 0-6" ~~ft~~
Sample Collection Method: (Ponar)/Vibracore/Manual
QA/QC Samples: — Field Dup. ID# —
Total # Bottles Filled: 2
MS/MSD ID# — E/B ID# —
Sampling Equipment Deconned or Replaced: (Y) N
Sample Preservation: (Ice) NO_3 H_2SO_4 N/A

SAMPLE #2
Sample ID#: FMC-III-SED-27
Sample Time: 13:35 hrs. Sample Depth: 0-36" ~~ft~~
Sample Collection Method: Ponar/Vibracore/(Manual)
QA/QC Samples: — Field Dup. ID# —
Total # Bottles Filled: 4
MS/MSD ID# — E/B ID# —
Sampling Equipment Deconned or Replaced: (Y) N
Sample Preservation: (Ice) NO_3 H_2SO_4 N/A

DGPS DATA
Operator: RMK
File Name: FMC-III-27
~~Latitude:~~ 14287327.663 N
~~Longitude:~~ 1241875.278 E
PDOP: 2.2
QA Date: —
GPS Serial #: —
Datum: NAD1983 (Y) N Other ____
Proj.: Maryland State Plane-(UTM Zone-18)
Coordinate Units: ~~Lat/Lon~~ US Feet

COMMENTS / NOTES
pd - 36"
CR-22"

FMC-III-SW-27 collected at 13:15 hrs @ 1-0' off bottom.

HIGH O.M.

Preparer's Initial:

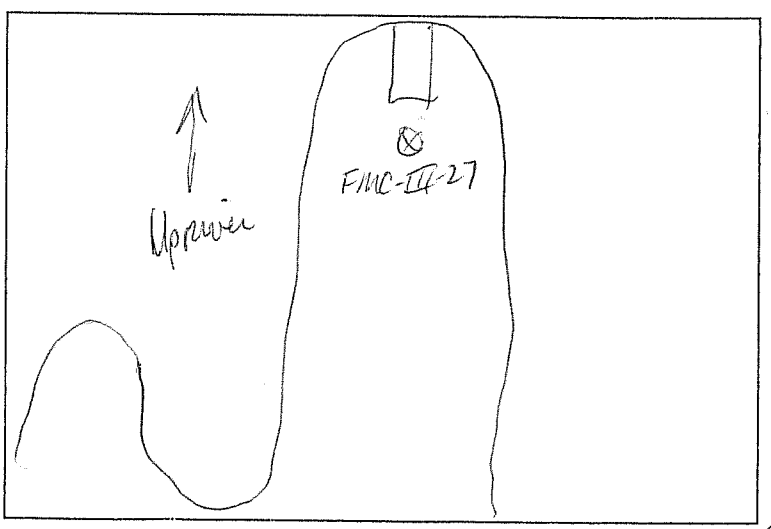

QC

7/31/08 A: 1430 B, C: 1440

PROJECT NUMBER	BORING NUMBER
21472.000	FMC-III-SED-27 SHEET 1 OF 1

Normandeau Soil Boring Log

PROJECT : TTNUS-Martin State Airport Frog Mortar Creek Phase LOCATION : Frog Mortar Creek, Middle River, MD

ELEVATION : N/A DRILLING CONTRACTOR : Normandeau Associates

DRILLING METHOD AND EQUIPMENT USED : PVL Vibracore/Ponar® Sediment Grab/Manually-pushed boring

WATER LEVELS : 3' 2" (38 in) START : 1335 END : 1340 LOGGER : MKM

DEPTH BELOW SURFACE (FT)	INTERVAL (FT)	RECOVERY (FT)	#/TYPE	STANDARD PENETRATION TEST RESULTS 6"-6"-6"-6" (N)	CORE DESCRIPTION: SOIL NAME, USCS GROUP SYMBOL, COLOR, MOISTURE CONTENT, RELATIVE DENSITY OR CONSISTENCY, SOIL STRUCTURE, MINERALOGY.	COMMENTS: DEPTH OF CASING, DRILLING RATE, DRILLING FLUID LOSS, TESTS, AND INSTRUMENTATION.
0		20"			Strong organic (sulfur) odor	0 to 1': FMC-III-SED 27B 2 Jars @ 1440
		1'8"			SW-SM: fine-med grains of sand + silt in core	
					Color black: 1/2.5/N	
					Woody debris (peat) in top foot	
					top 3" mostly woody debris + silt	
1					☆ small sheen noticed on top of the Ponar grab 'A' sample	1' to 1'8": FMC-III-SED27C 2 Jars @ 1440
8"						
2					2	

NAI-Boring Log Form-6/05

QC
AT

NORMANDEAU ASSOCIATES
ENVIRONMENTAL CONSULTANTS
400 Old Reading Pike, Stowe, PA 19464

rev:6/99

FIELD DATA FORM

Page 1 of 1

Project Name:	**TTNUS-Martin State Airport Frog Mortar Creek Phase III**		**Proj. #: 21472.000**
Site Name:	**Frog Mortar Creek**		**Task #:** —
City:	**Middle River**	**State: MD Zip:**	**Date:** 7/31/08

Field Team Leader(s): **MKM, T. Apanavage (TTNUS)**
Field Team Safety Coordinator: MKM
Field Crew: ASF, SRL, RMK
Arrival/Departure Times: 1445 – 1500
Station ID #: FMC-III-28
Weather: Clear (Cloudy) Rain Other ____
Photos: Y (N) Roll No./Exposure No.: ____
Wind Conditions (Speed/Direction): 0-5 E

FIELD DATA

Water Depth: 43" ~~ft~~
Tide: Ebb (Flood) Low Slack High Slack Other ____
PID: N/A
Redox Potential: N/A
pH: N/A
Temp.: N/A

SAMPLE #1

Sample ID#: FMC-III-SED-28
Sample Time: 1440 hrs.
Sample Depth: 0-6" ~~ft~~
Sample Collection Method: (Ponar)/Vibracore/Manual
QA/QC Samples: ____
Field Dup. ID# ____
Total # Bottles Filled: 2
MS/MSD ID# ____
E/B ID# ____
Sampling Equipment Deconned or Replaced: (Y) N
Sample Preservation: (Ice) NO_3 H_2SO_4 N/A

SAMPLE #2

Sample ID#: FMC-III-SED-28
Sample Time: 1455 hrs.
Sample Depth: 0-~~32~~" ~~ft~~
Sample Collection Method: (Ponar)/Vibracore/Manual
QA/QC Samples: ____
Field Dup. ID# ____
Total # Bottles Filled: 4
MS/MSD ID# ____
E/B ID# ____
Sampling Equipment Deconned or Replaced: (Y) N
Sample Preservation: (Ice) NO_3 H_2SO_4 N/A

DGPS DATA

Operator: RMK
File Name: FMC-III-28
~~Latitude~~: 14286787.150 N
~~Longitude~~: 1241788.854 E
PDOP: 2.3
QA Date: ____
GPS Serial #: ____
Datum: NAD1983 (Y) N Other ____
Proj.: Maryland State Plane- (UTM Zone-18)
Coordinate Units: ~~Lat/Lon~~ US FEET

COMMENTS / NOTES

pd - 32"
CR - 22"

FMC-III-SW-28 collected @ 1435 hrs @ 1.0' from bottom.

Preparer's Initial:

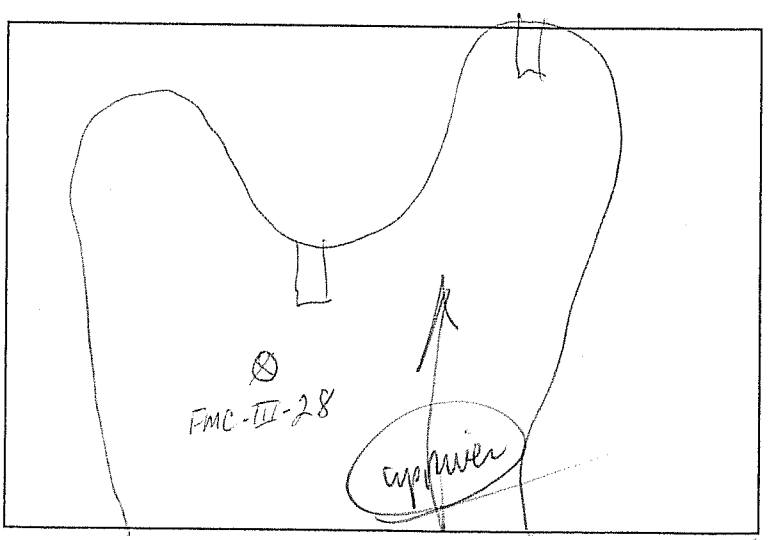

QC

7/31/08 A: 1525 B,C: 1530

PROJECT NUMBER	BORING NUMBER
21472.000	FMC-III-SED-28 SHEET 1 OF 1

Normandeau Soil Boring Log

PROJECT : TTNUS-Martin State Airport Frog Mortar Creek Phase LOCATION : Frog Mortar Creek, Middle River, MD

ELEVATION : N/A DRILLING CONTRACTOR : Normandeau Associates

DRILLING METHOD AND EQUIPMENT USED : PVL Vibracore/Ponar® Sediment Grab/Manually-pushed boring

WATER LEVELS : 3'7" 43" START : 1455 END : 1500 LOGGER : MKM

DEPTH BELOW SURFACE (FT)	INTERVAL (FT)	RECOVERY (FT)	#/TYPE	STANDARD PENETRATION TEST RESULTS 6"-6"-6"-6" (N)	CORE DESCRIPTION: SOIL NAME, USCS GROUP SYMBOL, COLOR, MOISTURE CONTENT, RELATIVE DENSITY OR CONSISTENCY, SOIL STRUCTURE, MINERALOGY.	COMMENTS: DEPTH OF CASING, DRILLING RATE, DRILLING FLUID LOSS, TESTS, AND INSTRUMENTATION.
0		21in 1' 9"			Homogeneous Lean Clay with fine grained sands (CL)	0 to 1: FMC-III-SED-28B 2 Jars @ 1530
					Slight sulfurodor	
					trace roots	
					Color 1/3/10Y	
					soft	
1						1 to 1'9": FMC-III-SED-28C 2 Jars @ 1530
9"						
2						

NORMANDEAU ASSOCIATES
ENVIRONMENTAL CONSULTANTS
400 Old Reading Pike, Stowe, PA 19464

rev:6/99

FIELD DATA FORM

Project Name:	**TTNUS-Martin State Airport Frog Mortar Creek Phase III**	**Proj. #: 21472.000**
Site Name:	**Frog Mortar Creek**	**Task #:**
City:	**Middle River** **State: MD** **Zip:**	**Date: 7/29/08**

Field Team Leader(s): **MKM, T. Apanavage (TTNUS)**
Field Team Safety Coordinator: MKM
Field Crew: ASF, SRL, RMK
Arrival/Departure Times: 14:50 – 15:35
Station ID #: FMC-III-29
Weather: (Clear) Cloudy Rain Other
Photos: Y (N) Roll No./Exposure No.:
Wind Conditions (Speed/Direction): BMPH - E

FIELD DATA

Water Depth: 3.2 ft. Tide: Ebb (Flood) Low Slack High Slack Other
PID: N/A Redox Potential: N/A pH: N/A Temp.: N/A

SAMPLE #1

Sample ID#: FMC-III-SED-29
Sample Time: 15:00 hrs. Sample Depth: 0-6" ~~ft.~~
Sample Collection Method: Ponar/Vibracore/(Manual)
QA/QC Samples: Field Dup. ID#
Total # Bottles Filled: 2
MS/MSD ID# E/B ID#
Sampling Equipment Deconned or Replaced: (Y) N
Sample Preservation: (Ice) NO_3 H_2SO_4 N/A

SAMPLE #2

Sample ID#: FMC-III-SED-29
Sample Time: 15:20 hrs. Sample Depth: 0-3.0 ft.
Sample Collection Method: Ponar/(Vibracore)/Manual
QA/QC Samples: Field Dup. ID#
Total # Bottles Filled: 4
MS/MSD ID# E/B ID#
Sampling Equipment Deconned or Replaced: (Y) N
Sample Preservation: (Ice) NO_3 H_2SO_4 N/A

DGPS DATA

Operator: RMK
File Name: FMC-III-29
~~Latitude~~: 14286332.217N
~~Longitude~~: 1241907.944E
PDOP: 3.3
QA Date:
GPS Serial #:
Datum: NAD1983 (Y) N Other
Proj.: Maryland State Plane-(UTM Zone-18)
Coordinate Units: ~~Lat/Lon~~ US. FT.

COMMENTS / NOTES

Pd - 3.0
CR - 25"

1ST ATTEMPT ON CORING - MANUAL
PUSH - 15" RECOVERY - RESAMPLED
W/ VC

Preparer's Initial:

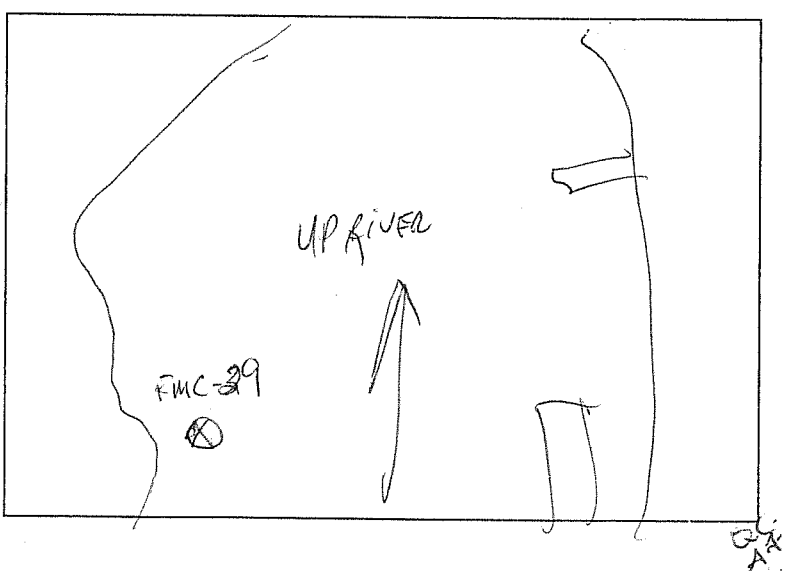

7/29/08 1615 1644

PROJECT NUMBER	BORING NUMBER
21472.000	Frnc-III-SED-29 SHEET 1 OF 1

Normandeau Soil Boring Log

PROJECT : TTNUS-Martin State Airport Frog Mortar Creek Phase LOCATION : Frog Mortar Creek, Middle River, MD

ELEVATION : N/A DRILLING CONTRACTOR : Normandeau Associates

DRILLING METHOD AND EQUIPMENT USED : PVL Vibracore/Ponar® Sediment Grab/Manually-pushed boring

WATER LEVELS : 3.2 ft START : 1520 END : 1525 LOGGER : MKM

DEPTH BELOW SURFACE (FT)	INTERVAL (FT)	RECOVERY (FT)	#/TYPE	STANDARD PENETRATION TEST RESULTS 6"-6"-6"-6" (N)	CORE DESCRIPTION: SOIL NAME, USCS GROUP SYMBOL, COLOR, MOISTURE CONTENT, RELATIVE DENSITY OR CONSISTENCY, SOIL STRUCTURE, MINERALOGY.	COMMENTS: DEPTH OF CASING, DRILLING RATE, DRILLING FLUID LOSS, TESTS, AND INSTRUMENTATION.
0	0 to 1	full 2 ft			top 1 inch is Silt w/ sand ML 1/4/104 very wet in organic staining + odor, streaks in top 8 inches	0 to 1 Frnc. III. SED-29 B (2 Jars) 1644
1 in	1 to 8				heterogeneous, 1 to 24 in	
					Color 1/6/104	
7 in					SW-SM → well graded sand w/ silt	
					wet	
8 inches						
1					whole Sample has organic smell (sulfur smell)	1 to 2 Frnc: III. SED. 29C (2 Jars) 1644
2						2

NAI-Boring Log Form-6/05

Chain of Custody Record

SEVERN TRENT **STL**

Severn Trent Laboratories, Inc.

STL-4124 (0901)

Client: TetraTech NUS	Project Manager: Mike Martin	Date: 10/30/07	Chain of Custody Number: 322454
Address: 20251 Century Blvd Ste 200	Telephone Number (Area Code)/Fax Number: 301 528 3022	Lab Number:	Page 1 of 6
City: Germantown; State: MD; Zip Code: 20874	Site Contact: Tony Appanavage; Lab Contact: Barb Hall		
Project Name and Location (State): Martin State Airport, MD (Frog Mortar Creek - FMC)	Carrier/Waybill Number:		
Contract/Purchase Order/Quote No.:			

Analysis (Attach list if more space is needed)

Sample I.D. No. and Description (Containers for each sample may be combined on one line)	Date	Time	Matrix: Air	Aqueous	Sed.	Soil	Containers & Preservatives: Unpres.	H2SO4	HNO3	HCl	NaOH	ZnAc/NaOH	Svoc, PCB, Metal	Volatiles	Perchlorate	Organotins	Special Instructions/ Conditions of Receipt
GMS ~~FCM 24~~ FMC 24	10/30/07				X		X						X				4-4oz jars
~~FCM 24~~ FMC 24	10/30/07				X		X							X			
~~FCM 24~~ FMC 24	10/30/07				X		X								X		
~~FCM 24~~ FMC 24	10/30/07				X		X									X	
~~FCM 9~~ FMC 9	10/30/07				X		X						X				4-4oz jars
~~FCM 9~~ FMC 9	10/30/07				X		X							X			
~~FCM 9~~ FMC 9	10/30/07				X		X								X		
~~FCM 9~~ FMC 9	10/30/07				X		X									X	
~~FCM 10~~ FMC 10	10/30/07				X		X						X				4-4oz jars
~~FCM 10~~ FMC 10	10/30/07				X		X							X			
~~FCM 10~~ FMC 10	10/30/07				X		X								X		
GMS ~~FCM 10~~ FMC 10	10/30/07				X		X									X	

Possible Hazard Identification: ☐ Non-Hazard ☐ Flammable ☐ Skin Irritant ☐ Poison B ☐ Unknown

Sample Disposal: ☐ Return To Client ☐ Disposal By Lab ☐ Archive For _____ Months (A fee may be assessed if samples are retained longer than 1 month)

Turn Around Time Required: ☐ 24 Hours ☐ 48 Hours ☐ 7 Days ☐ 14 Days ☐ 21 Days ☐ Other_____

QC Requirements (Specify):

	Date	Time		Date	Time
1. Relinquished By			1. Received By		
2. Relinquished By			2. Received By		
3. Relinquished By			3. Received By		

Comments

DISTRIBUTION: WHITE - Returned to Client with Report; CANARY - Stays with the Sample; PINK - Field Copy

Chain of Custody Record

SEVERN TRENT **STL**

Severn Trent Laboratories, Inc.

STL-4124 (0901)

Client: Tetra Tech NUS	Project Manager: Mike Martin	Date: 10/30/07	Chain of Custody Number: 322455
Address: 20251 Century Blvd Ste 200	Telephone Number (Area Code)/Fax Number: 301 528 3022	Lab Number:	Page 2 of 6
City: Germantown; State: MD; Zip Code: 20874	Site Contact: T. Apanavage; Lab Contact: B Hall		
Project Name and Location (State): Martin State Airport, MD Frog Mortar Creek	Carrier/Waybill Number:		
Contract/Purchase Order/Quote No.:			

Analysis (Attach list if more space is needed)

Sample I.D. No. and Description (Containers for each sample may be combined on one line)	Date	Time	Matrix: Air	Aqueous	Sed.	Soil	Containers & Preservatives: Unpres.	H2SO4	HNO3	HCl	NaOH	ZnAc/NaOH	Sw Metal PCB	Volatiles	Perchlorate	Organotin	Special Instructions/ Conditions of Receipt
GW ~~FCM 11~~ FMC 11	10/30/07				X								X				4-4oz jars
~~FCM 11~~ FMC 11	10/30/07				X									X			
~~FCM 11~~ FMC 11	10/30/07				X										X		
~~FCM 11~~ FMC 11					X											X	
~~FCM 12~~ FMC 12					X								X				4-4oz jars
~~FCM 12~~ FMC 12					X									X			
~~FCM 12~~ FMC 12					X										X		
~~FCM 12~~ FMC 12					X											X	
~~FCM 13~~ FMC 13					X								X				4-4oz jars
~~FCM 13~~ FMC 13					X									X			
~~FCM 13~~ FMC 13					X										X		
GW ~~FCM 13~~ FMC 13					X											X	

Possible Hazard Identification: ☐ Non-Hazard ☐ Flammable ☐ Skin Irritant ☐ Poison B ☐ Unknown

Sample Disposal: ☐ Return To Client ☐ Disposal By Lab ☐ Archive For _____ Months (A fee may be assessed if samples are retained longer than 1 month)

Turn Around Time Required: ☐ 24 Hours ☐ 48 Hours ☐ 7 Days ☐ 14 Days ☐ 21 Days ☐ Other_____

QC Requirements (Specify)

	Date	Time		Date	Time
1. Relinquished By			1. Received By		
2. Relinquished By			2. Received By		
3. Relinquished By			3. Received By		

Comments

DISTRIBUTION: WHITE - Returned to Client with Report; CANARY - Stays with the Sample; PINK - Field Copy

Chain of Custody Record

SEVERN TRENT STL

Severn Trent Laboratories, Inc.

STL-4124 (0901)

Client	Project Manager	Date	Chain of Custody Number
Tetra Tech WVS	Mike Martin	12/30/07	322456
Address	**Telephone Number (Area Code)/Fax Number**	**Lab Number**	**Page** 3 **of** 6
20251 Century Blvd Ste 200	301 528 3022		
City / **State** / **Zip Code**	**Site Contact**	**Lab Contact**	
Germantown / MD / 20874	T Hamaoye	B Hall	
Project Name and Location (State)	**Carrier/Waybill Number**		
Martin State Airport Frog Mortar Creek			
Contract/Purchase Order/Quote No.			

Sample I.D. No. and Description (Containers for each sample may be combined on one line)	Date	Time	Matrix: Air	Aqueous	Sed	Soil	Containers & Preservatives: Unpres.	H_2SO_4	HNO_3	HCl	NaOH	ZnAc/NaOH	Analysis: Spec metal 7pb	Volatiles	Pesticide Organochlorin	PCB's	LL Svocs	LL Vocs	Total Metals	Dissolved Metals	Special Instructions/ Conditions of Receipt
GWS ~~Fcm 14~~ FMC 14	12/31/07				X								X								4-4oz jars
~~Fcm 14~~ FMC 14														X							
~~Fcm 14~~ FMC 14															X						
GWS ~~Fcm 14~~ FMC 14					X										X						
GWS ~~Fcm 24~~ FMC 24				X			X									X					
~~Fcm 24~~ FMC 24							X										X				
~~Fcm 24~~ FMC 24										X								X			
~~Fcm 24~~ FMC 24									X										X		
GWS ~~Fcm 24~~ FMC 24									X											X	
				X																	

Possible Hazard Identification

☐ Non-Hazard ☐ Flammable ☐ Skin Irritant ☐ Poison B ☐ Unknown

Sample Disposal

☐ Return To Client ☐ Disposal By Lab ☐ Archive For _____ Months

(A fee may be assessed if samples are retained longer than 1 month)

Turn Around Time Required

☐ 24 Hours ☐ 48 Hours ☐ 7 Days ☐ 14 Days ☐ 21 Days ☐ Other_____

QC Requirements (Specify)

1. Relinquished By	Date	Time	1. Received By	Date	Time
2. Relinquished By	Date	Time	2. Received By	Date	Time
3. Relinquished By	Date	Time	3. Received By	Date	Time

Comments

DISTRIBUTION: WHITE - Returned to Client with Report; CANARY - Stays with the Sample; PINK - Field Copy

Chain of Custody Record

SEVERN TRENT STL

Severn Trent Laboratories, Inc.

STL-4124 (0901)

Client	Project Manager	Date	Chain of Custody Number
Tetra Tech WDS	Mike Martin	10/30/07	322457
Address 20251 Century Blvd Ste 200	**Telephone Number (Area Code)/Fax Number** 301 528 3022	**Lab Number**	**Page** 4 of 6
City Germantown	**State** MD	**Zip Code** 20874	**Site Contact** T Hennessy	**Lab Contact** Is Hall
Project Name and Location (State) Martin State Airport MD Frog Mortar Creek	**Carrier/Waybill Number**	
Contract/Purchase Order/Quote No.	

Sample I.D. No. and Description (Containers for each sample may be combined on one line)	Date	Time	Matrix: Air	Aqueous	Sed	Soil	Containers & Preservatives: Unpres.	H2SO4	HNO3	HCl	NaOH	ZnAc/ NaOH	Analysis: PCBs	Hi Spec	11 VOCs	Total Metals	Dissolved Metals	Special Instructions/ Conditions of Receipt
~~FCM 8~~ FMC 9	10/30/07			X			X						X					
~~FCM 9~~ FMC 9							X							X				
~~FCM 9~~ FMC 9										X					X			
~~FCM 9~~ FMC 9									X							X		
~~FCM 9~~ FMC 9									X								X	
~~FCM 10~~ FMC 10							X						X					
~~FCM 10~~ FMC 10							X							X				
~~FCM 10~~ FMC 10										X					X			
~~FCM 10~~ FMC 10									X							X		
~~FCM 10~~ FMC 10									X								X	
				X														

Possible Hazard Identification

☐ Non-Hazard ☐ Flammable ☐ Skin Irritant ☐ Poison B ☐ Unknown

Sample Disposal

☐ Return To Client ☐ Disposal By Lab ☐ Archive For _____ Months (A fee may be assessed if samples are retained longer than 1 month)

Turn Around Time Required

☐ 24 Hours ☐ 48 Hours ☐ 7 Days ☐ 14 Days ☐ 21 Days ☐ Other _____

QC Requirements (Specify)

	Date	Time		Date	Time
1. Relinquished By			1. Received By		
2. Relinquished By			2. Received By		
3. Relinquished By			3. Received By		

Comments

DISTRIBUTION: WHITE - Returned to Client with Report; CANARY - Stays with the Sample; PINK - Field Copy

Chain of Custody Record

SEVERN TRENT **STL**

Severn Trent Laboratories, Inc.

STL-4124 (0901)

Client: Tetra Tech NUS	Project Manager: Mike Martin	Date: 10/30/07	Chain of Custody Number: 322458
Address: 20251 Century Blvd Ste 200	Telephone Number (Area Code)/Fax Number: 301 528 3022	Lab Number:	Page 5 of 6
City: Germantown; State: MD; Zip Code: 20874	Site Contact: T Apanavage; Lab Contact: B Hall		
Project Name and Location (State): Martin St Airport MD Frog Mortar Ck	Carrier/Waybill Number:		
Contract/Purchase Order/Quote No.:			

Analysis (Attach list if more space is needed)

Sample I.D. No. and Description (Containers for each sample may be combined on one line)	Date	Time	Matrix: Air	Aqueous	Sed.	Soil	Containers & Preservatives: Unpres.	H2SO4	HNO3	HCl	NaOH	ZnAc/NaOH	PCBs	LL SVOCs	LL VOCs	Total Metal	Dissolved Metal	Special Instructions/ Conditions of Receipt
GM ~~FCM 11~~ FMC 11	10/30/07			X			X						X					
~~FCM 11~~ FMC 11							X							X				
~~FCM 11~~ FMC 11										X					X			
~~FCM 11~~ FMC 11									X							X		
~~FCM 11~~ FMC 11									X								X	
~~FCM 12~~ FMC 12							X						X					
~~FCM 12~~ FMC 12							X							X				
GM ~~FCM~~ FMC 12										X					X			
FMC 12									X							X		
FMC 12									X								X	

Possible Hazard Identification: ☐ Non-Hazard ☐ Flammable ☐ Skin Irritant ☐ Poison B ☐ Unknown

Sample Disposal: ☐ Return To Client ☐ Disposal By Lab ☐ Archive For _____ Months (A fee may be assessed if samples are retained longer than 1 month)

Turn Around Time Required: ☐ 24 Hours ☐ 48 Hours ☐ 7 Days ☐ 14 Days ☐ 21 Days ☐ Other _____

QC Requirements (Specify):

	Date	Time		Date	Time
1. Relinquished By			1. Received By		
2. Relinquished By			2. Received By		
3. Relinquished By			3. Received By		

Comments

DISTRIBUTION: WHITE - Returned to Client with Report; CANARY - Stays with the Sample; PINK - Field Copy

Chain of Custody Record

SEVERN TRENT **STL**

Severn Trent Laboratories, Inc.

STL-4124 (0901)

Client: TetraTech WOS	Project Manager: Mike Martin	Date: 10/30/07	Chain of Custody Number: 322459
Address: 20251 Century Blvd Ste 200	Telephone Number (Area Code)/Fax Number: 301 528 3022	Lab Number:	Page 6 of 6
City: Germantown; State: MD; Zip Code: 20874	Site Contact: T Arenavage; Lab Contact: B Hall		
Project Name and Location (State):	Carrier/Waybill Number:		
Contract/Purchase Order/Quote No.:			

Analysis (Attach list if more space is needed)

Sample I.D. No. and Description (Containers for each sample may be combined on one line)	Date	Time	Matrix: Air	Matrix: Aqueous	Matrix: Sed.	Matrix: Soil	Containers & Preservatives: Unpres.	H2SO4	HNO3	HCl	NaOH	ZnAc/NaOH	PCBs	LL SVOCs	LL VOCs	Total Metals	Dissolved Metals	Special Instructions/ Conditions of Receipt
FMC 13	10/30/07			X			X						X					
FMC 13	↓			↓			X							X				
FMC 13	↓			↓						X					X			
FMC 13	↓			↓					X							X		
FMC 13	↓			↓					X								X	

Possible Hazard Identification: ☐ Non-Hazard ☐ Flammable ☐ Skin Irritant ☐ Poison B ☐ Unknown

Sample Disposal: ☐ Return To Client ☐ Disposal By Lab ☐ Archive For _____ Months (A fee may be assessed if samples are retained longer than 1 month)

Turn Around Time Required: ☐ 24 Hours ☐ 48 Hours ☐ 7 Days ☐ 14 Days ☐ 21 Days ☐ Other _____

QC Requirements (Specify):

	Date	Time		Date	Time
1. Relinquished By			1. Received By		
2. Relinquished By			2. Received By		
3. Relinquished By			3. Received By		

Comments

DISTRIBUTION: WHITE - Returned to Client with Report; CANARY - Stays with the Sample; PINK - Field Copy

Chain of Custody Record

SEVERN TRENT STL

Severn Trent Laboratories, Inc.

STL-4124 (0901)

Client: Tetra Tech Nus	Project Manager: Mike Martin	Date: 10/31/07	Chain of Custody Number: 322460
Address: 20251 Century Blvd Ste 200	Telephone Number (Area Code)/Fax Number: 301 528 3022	Lab Number:	Page 1 of 2
City: Germantown; State: MD; Zip Code: 20874	Site Contact: Apanavage; Lab Contact: B Hall		
Project Name and Location (State):	Carrier/Waybill Number:		
Contract/Purchase Order/Quote No.:			

Analysis (Attach list if more space is needed)

Sample I.D. No. and Description (Containers for each sample may be combined on one line)	Date	Time	Matrix: Air	Aqueous	Sed	Soil	Containers & Preservatives: Unpres.	H2SO4	HNO3	HCl	NaOH	ZnAc/NaOH	SVOC PCB Metal	Volatiles	Perchlorate	Organotin	PCBs	LL SVOCs	LL VOCs	Total Metal	Dissolved Metal	Special Instructions/ Conditions of Receipt
FMC 15	10/31/07				X		X						X	X	X	X						
FMC 16	10/31/07				X		X						X	X	X	X						
FMC 16				X			X		X	X							X	X	X	X	X	
FMC 17					X		X						X	X	X	X						
FMC 18					X								X	X	X	X						
FMC 18				X			X		X	X							X	X	X	X	X	
FMC 19					X								X	X	X	X						
FMC 20					X		X						X	X	X	X						
FMC 20				X			X		X	X							X	X	X	X	X	
FMC 21					X		X						X	X	X	X						
FMC 22					X		X						X	X	X	X						
FMC 22				X			X		X	X							X	X	X	X	X	

Possible Hazard Identification: ☐ Non-Hazard ☐ Flammable ☐ Skin Irritant ☐ Poison B ☐ Unknown

Sample Disposal: ☐ Return To Client ☐ Disposal By Lab ☐ Archive For _____ Months (A fee may be assessed if samples are retained longer than 1 month)

Turn Around Time Required: ☐ 24 Hours ☐ 48 Hours ☐ 7 Days ☐ 14 Days ☐ 21 Days ☐ Other _____

QC Requirements (Specify):

	Date	Time		Date	Time
1. Relinquished By			1. Received By		
2. Relinquished By			2. Received By		
3. Relinquished By			3. Received By		

Comments

DISTRIBUTION: WHITE - Returned to Client with Report; CANARY - Stays with the Sample; PINK - Field Copy

Chain of Custody Record

SEVERN TRENT **STL**

Severn Trent Laboratories, Inc.

STL-4124 (0901)

Client: Tetra Tech Nus	Project Manager: Mike Martin	Date: 10/31/07	Chain of Custody Number: 322461
Address: 20251 Century Blvd Ste 200	Telephone Number (Area Code)/Fax Number: 301 528 3022	Lab Number:	Page 2 of 2
City: Germantown; State: MD; Zip Code: 20874	Site Contact: T Apanavage; Lab Contact: B Hall		
Project Name and Location (State): Martin State Airport Frog Mortar Creek	Carrier/Waybill Number:		
Contract/Purchase Order/Quote No.:			

Analysis (Attach list if more space is needed)

Sample I.D. No. and Description (Containers for each sample may be combined on one line)	Date	Time	Matrix: Air	Matrix: Aqueous	Matrix: Sed	Matrix: Soil	Containers & Preservatives: Unpres	H2SO4	HNO3	HCl	NaOH	ZnAc/NaOH	SVOC PCB Metal	Volatiles	Pyrolysate	Organotin	PCBs	LL SVOCs	LL VOCs	Total Metal	Dissolved Metal	Special Instructions/ Conditions of Receipt
FMC 23	10/31/07				X		X						X	X	X	X						
FMC 3	" "				X		X						X	X	X	X						
FMC 3	" "			X			X		X	X							X	X	X	X	X	
FMC 4	" "				X		X						X	X	X	X						
FMC 5	" "				X		X						X	X	X	X						
FMC 5	" "			X			X		X	X							X	X	X	X	X	
FMC 6	" "				X		X						X	X	X	X						
FMC 7	" "				X		X						X	X	X	X						
FMC 7	" "			X			X		X	X							X	X	X	X	X	
FMC 8	" "				X		X						X	X	X	X						

Possible Hazard Identification: ☐ Non-Hazard ☐ Flammable ☐ Skin Irritant ☐ Poison B ☐ Unknown

Sample Disposal: ☐ Return To Client ☐ Disposal By Lab ☐ Archive For _____ Months (A fee may be assessed if samples are retained longer than 1 month)

Turn Around Time Required: ☐ 24 Hours ☐ 48 Hours ☐ 7 Days ☐ 14 Days ☐ 21 Days ☐ Other_____

QC Requirements (Specify):

	Date	Time		Date	Time
1. Relinquished By			1. Received By		
2. Relinquished By			2. Received By		
3. Relinquished By			3. Received By		

Comments

DISTRIBUTION: WHITE - Returned to Client with Report; CANARY - Stays with the Sample; PINK - Field Copy

Chain of Custody Record

SEVERN TRENT **STL**

Severn Trent Laboratories, Inc.

STL-4124 (0901)

Client: Tetra Tech NUS	Project Manager: Mike Martin	Date: 11/1/07	Chain of Custody Number: 322462
Address: 20251 Century Blvd Ste 200	Telephone Number (Area Code)/Fax Number: 301 528 3022	Lab Number:	Page 1 of 1
City: Germantown; State: MD; Zip Code: 20874	Site Contact: T Apamwage; Lab Contact: B Hall		
Project Name and Location (State): Martin State Airport Frog Mortar Creek	Carrier/Waybill Number:		
Contract/Purchase Order/Quote No.:			

Analysis (Attach list if more space is needed)

Sample I.D. No. and Description (Containers for each sample may be combined on one line)	Date	Time	Air	Aqueous	Sed	Soil	Unpres.	H2SO4	HNO3	HCl	NaOH	ZnAc/NaOH	SVOC PB Metal	Volatiles	Perchlorate	Organotin	PCBs	LL SVOCs	LL VOCs	Total Metal	Dissolved Metal	Special Instructions/ Conditions of Receipt
FMC 25	11/1/07				X		X						X	X	X	X						
FMC 25	" "			X			X		X	X							X	X	X	X	X	
FMC 26	" "				X		X						X	X	X	X						
FMC 26	" "			X			X		X	X							X	X	X	X	X	

Possible Hazard Identification: ☐ Non-Hazard ☐ Flammable ☐ Skin Irritant ☐ Poison B ☑ Unknown

Sample Disposal: ☐ Return To Client ☑ Disposal By Lab ☐ Archive For _____ Months (A fee may be assessed if samples are retained longer than 1 month)

Turn Around Time Required: ☐ 24 Hours ☐ 48 Hours ☐ 7 Days ☐ 14 Days ☐ 21 Days ☐ Other _____

QC Requirements (Specify):

	Date	Time		Date	Time
1. Relinquished By			1. Received By		
2. Relinquished By			2. Received By		
3. Relinquished By			3. Received By		

Comments

DISTRIBUTION: WHITE - Returned to Client with Report; CANARY - Stays with the Sample; PINK - Field Copy

CHIEF DOUG NIELSEN 410 918

CHIEF DON PROCTOR 63F5 (A-10)
410918
6376 (C-130)

FMC-24
39°19'44.108 N
76°24'26.323 W

pH	T	Cond	Turb	DO
6.0	17.4	15.0	-10	13.5

FMC-11
39°19'39.578 N
76°24'26.625 W

pH	T	Cond	Turb	DO
6.23	17.1	15.3	-10	13.1
				12.9

FMC-10
39°19'39.299 N
76°24'27.592 W

pH	T	Cond	Turb	DO
6.41	16.5	15.0	-10	12

FMC-9

pH	T	Cond	Turb	DO
6.65	16.6	15.1	-10	12.

39°19'38.918 N
76°24'28.225 W

Fmc-06 39° 19 26.396N
76° 24 15.108W

Brown Sand F/m Shell
Wet.

Fmc-07 39° 19 26.890N
29° 24 15.069W

PH	Cond	Turb	AO
7.18	14.9	-10	9.93

Brown Sand F/m shells
wet

Fmc-08 39° 19 26.908N
76° 24 14.597

Brown Sand F/m grain Shell
Wet

Fmc-26 39° 15 24.
76° 24 0

PH	Cond	Turb
6.99	15.4	-10

Brown Sand F/m grain Sh
wet

Fmc-25 39° 19 3
76° 24 1

PH	Cond	Turb
7.18	15.3	-10

Brown Sand F/m grain
wet

FMC-20
39° 19 33.563 N
76° 24 22.872 W

pH	T	Cond	Turb	DO
6.48	16.0	14.7	-10	11.31

FMC-22 39° 19 30.942 N
76° 24 21.468 W

pH	Cond	Turb	DO
6.84	14.7	-10	11.40

FMC-23 39° 19 31.335 N
76° 24 21.270 W

Brown Sand F/m Wet

39° 19

FMC-03 76° 24

pH	cond	Turb	D
7.14	15.0	-10	10

Brown Sand F/m W

FMC-04 39° 19 26.
76° 24 15.

Brown Sand F/m shel
Wet

FMC-05 39. 19
76 24

pH	cond	Tu	
7.22	14.5	-10	9.

Brown Sand F/m shells
Wet

FMC-16

39°19 35.520 N
76° 24 25.408 W

pH	Temp	Cond	Turb	DO
5.72	14.1	14.6	405	10.10

FMC-17

39°19 35.627 N
76° 24 24.876 W

FMC-18

39°19 32.796 N
76° 24 23.680 W

pH	T	Cond	Turb	DO
6.17	15.2	14.8	197	10.01

FMC-19

39°19 33.287 N
76° 24 23.279 W

GEOLOGY

FMC 9-14, 24, 18, 1
Olive brown to black Si
trace root matter/organ

FMC 15, 16
Olive brown SAND, Fi
grained, poorly sorted,
root matter, wet

FMC-17
Transitional co
Same but inc

SILT CONTENT

FMC-21 39°16 30.9
76° 24 21.6

Fmc-21
Olive Brown Sand f/m S
poorly sorted trace root ma
wet.

FMC-12 39°19'37.611"N
67°24'26.688"W

pH	T	Cond	Turb
6.73	16.2	15.2	-10

FMC-13 39°19'37.961"
76°24'25.79"

pH	T	Cond	Turb
6.77	15.9	15.2	-10

FMC-14
39°19'38.076"N
76°24'25.153"W

FMC-15
39°19'35.412"N
76°24'25.590"W

APPENDIX C - PHASE III FIELD DOCUMENTATION AND CHAIN OF CUSTODY

NORMANDEAU ASSOCIATES
ENVIRONMENTAL CONSULTANTS
400 Old Reading Pike, Stowe, PA 19464

rev:6/99

FIELD DATA FORM

Project Name:	**TTNUS-Martin State Airport Frog Mortar Creek Phase III**		**Proj. #: 21472.000**
Site Name:	**Frog Mortar Creek**		**Task #:** —
City:	**Middle River**	**State: MD Zip:**	**Date:** 7/30/08

Field Team Leader(s): **MKM, T. Apanavage (TTNUS)**
Field Team Safety Coordinator: MKM
Field Crew: ASF, SRL, RMK
Arrival/Departure Times: 1645-1659
Station ID #: FMC-III-09
Weather: Clear Cloudy Rain Other
Photos: Y N Roll No./Exposure No.:
Wind Conditions (Speed/Direction): 0.5mph-E

FIELD DATA

Water Depth: 73" ~~ft~~ Tide: Ebb Flood Low Slack High Slack Other
PID: N/A Redox Potential: N/A pH: N/A Temp.: N/A

SAMPLE #1

Sample ID#: FMC-III-SED-09
Sample Time: 1650 hrs. Sample Depth: 0-36" ~~ft~~
Sample Collection Method: Ponar/Vibracore/Manual
QA/QC Samples: — Field Dup. ID# —
Total # Bottles Filled: ~~1650~~ 4
MS/MSD ID# — E/B ID# —
Sampling Equipment Deconned or Replaced: Y N
Sample Preservation: Ice NO_3 H_2SO_4 N/A

SAMPLE #2

Sample ID#:
Sample Time: hrs. Sample Depth: ft.
Sample Collection Method: Ponar/Vibracore/Manual
QA/QC Samples: Field Dup. ID#
Total # Bottles Filled:
MS/MSD ID# E/B ID#
Sampling Equipment Deconned or Replaced: Y N
Sample Preservation: Ice NO_3 H_2SO_4 N/A

DGPS DATA

Operator: RAR
QA Date: —
File Name: FMC-III-09
GPS Serial #: —
~~Latitude~~: 14284958.669 N
Datum: NAD1983 Y N Other
~~Longitude~~: 1242299.219 E
Proj.: Maryland State Plane- UTM Zone-18
PDOP:
Coordinate Units: ~~Lat/Lon~~ USFT

COMMENTS / NOTES

pd - 36"
CR - 26.5"

PROCESSED SAMPLE @ DOCK - THUNDER, ETC.



Preparer's Initial: [signature]

QC

7/31/08 0800

PROJECT NUMBER	BORING NUMBER
21472.000	FMC-III-SED-9 SHEET 1 OF 1

Normandeau Soil Boring Log

PROJECT : TTNUS-Martin State Airport Frog Mortar Creek Phase LOCATION : Frog Mortar Creek, Middle River, MD

ELEVATION : N/A DRILLING CONTRACTOR : Normandeau Associates

DRILLING METHOD AND EQUIPMENT USED : PVL Vibracore/Ponar® Sediment Grab/Manually-pushed boring

WATER LEVELS : 6'1" (73 inches) START : 1650 7/30/08 END : 1655 7/30/08 LOGGER : MKM

DEPTH BELOW SURFACE (FT)	INTERVAL (FT)	RECOVERY (FT) full 2ft	#/TYPE	STANDARD PENETRATION TEST RESULTS 6"-6"-6"-6" (N)	CORE DESCRIPTION: SOIL NAME, USCS GROUP SYMBOL, COLOR, MOISTURE CONTENT, RELATIVE DENSITY OR CONSISTENCY, SOIL STRUCTURE, MINERALOGY.	COMMENTS: DEPTH OF CASING, DRILLING RATE, DRILLING FLUID LOSS, TESTS, AND INSTRUMENTATION.
0					Sulfur odor Major black organic staining throughout 1/3/104 all lean clay (CL) Homogeneous 1st foot very soft clay w/ trace roots	0 to 1: FMC-III-SED 9B 2 Jars @ 0800
1					soft clay	1 to 2: FMC-III-SED 9C 2 Jars @ 0800
2						

NORMANDEAU ASSOCIATES
ENVIRONMENTAL CONSULTANTS
400 Old Reading Pike, Stowe, PA 19464

rev:6/99

FIELD DATA FORM

Project Name:	**TTNUS-Martin State Airport Frog Mortar Creek Phase III**		**Proj. #: 21472.000**
Site Name:	**Frog Mortar Creek**		**Task #:** —
City:	**Middle River**	**State:** MD **Zip:**	**Date:** 7/3/108

Field Team Leader(s): **MKM, T. Apanavage (TTNUS)**
Field Team Safety Coordinator: MKM
Field Crew: ASF, SRL, RMK
Arrival/Departure Times: 0830 – 0902
Station ID #: FMC-III-10
Weather: Clear Cloudy Rain Other
Photos: Y N Roll No./Exposure No.:
Wind Conditions (Speed/Direction): 0-5 – E

FIELD DATA

Water Depth: 77" ~~ft~~ Tide: Ebb Flood Low Slack High Slack Other
PID: N/A Redox Potential: N/A pH: N/A Temp.: N/A

SAMPLE #1

Sample ID#: FMC-III-SED-10
Sample Time: ~~0837~~ 0845 hrs. Sample Depth: 0-30" ~~ft~~
Sample Collection Method: Ponar/Vibracore/Manual
QA/QC Samples: — Field Dup. ID# —
Total # Bottles Filled: 4
MS/MSD ID# — E/B ID# —
Sampling Equipment Deconned or Replaced: Y N
Sample Preservation: Ice NO_3 H_2SO_4 N/A

~~**SAMPLE #2**~~

~~Sample ID#:~~
~~Sample Time: hrs. Sample Depth: ft.~~
~~Sample Collection Method: Ponar/Vibracore/Manual~~
~~QA/QC Samples:~~
~~Field Dup. ID#~~
~~Total # Bottles Filled:~~
~~MS/MSD ID#~~
~~E/B ID#~~
~~Sampling Equipment Deconned or Replaced: Y N~~
~~Sample Preservation: Ice NO_3 H_2SO_4 N/A~~

DGPS DATA

Operator: Rmk
QA Date: —
File Name: FMC-III-10
GPS Serial #: —
~~Latitude~~: 14284989.056 N
Datum: NAD1983 Y N Other
~~Longitude~~: 1242349.681 E
Proj.: Maryland State Plane- UTM Zone-18
PDOP: 2.2
Coordinate Units: ~~Lat/Lon~~ US FEET

COMMENTS / NOTES

pd - ~~24~~ 30"
CR - 20"

LOST 1ST CORE – FELL OUT...
VERY SOFT MATERIAL

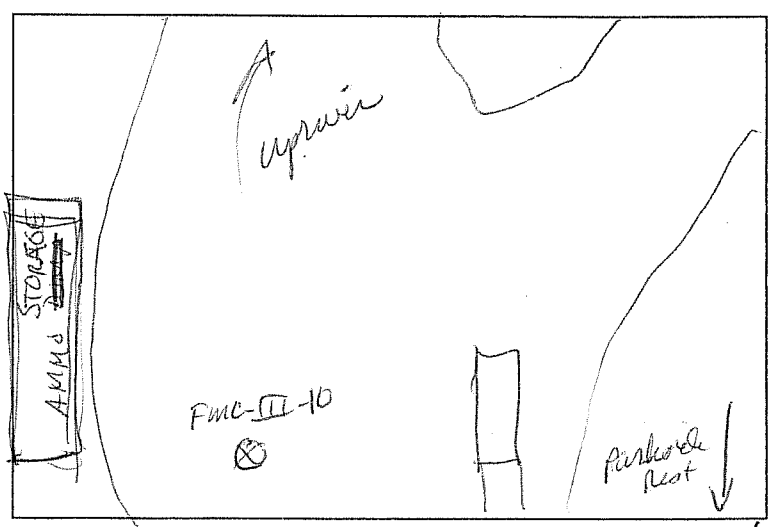

Preparer's Initial: [signature]

QC

no A B,C 1015
7/31/08

PROJECT NUMBER	BORING NUMBER	
21472.000	Frnc-III-SED-10	SHEET 1 OF 1

Normandeau Soil Boring Log

PROJECT : TTNUS-Martin State Airport Frog Mortar Creek Phase LOCATION : Frog Mortar Creek, Middle River, MD

ELEVATION : N/A DRILLING CONTRACTOR : Normandeau Associates

DRILLING METHOD AND EQUIPMENT USED : PVL Vibracore/Ponar® Sediment Grab/Manually-pushed boring

WATER LEVELS : 6' 5" 77in START : 0845 END : 0850 LOGGER : MKM

DEPTH BELOW SURFACE (FT)	INTERVAL (FT)	RECOVERY (FT) (20in) 1'8"	#/TYPE	STANDARD PENETRATION TEST RESULTS 6"-6"-6"-6" (N)	CORE DESCRIPTION: SOIL NAME, USCS GROUP SYMBOL, COLOR, MOISTURE CONTENT, RELATIVE DENSITY OR CONSISTENCY, SOIL STRUCTURE, MINERALOGY.	COMMENTS: DEPTH OF CASING, DRILLING RATE, DRILLING FLUID LOSS, TESTS, AND INSTRUMENTATION.
0					Homogeneous trace roots very soft color 1/2.5/10Y moderate sulfur odor lean clay (CL) some shells in top foot black staining in upper foot.	0 to 1: Frnc-III-SED 10B 2 jars @ 1015 1'5" 1' to Frnc-III-SED10C
1						
5'1"						
2						

NAI-Boring Log Form-6/05

QC
11

NORMANDEAU ASSOCIATES
ENVIRONMENTAL CONSULTANTS
400 Old Reading Pike, Stowe, PA 19464

rev:6/99

FIELD DATA FORM

Project Name:	**TTNUS-Martin State Airport Frog Mortar Creek Phase III**				**Proj. #: 21472.000**
Site Name:	**Frog Mortar Creek**				**Task #:** —
City:	**Middle River**	**State:**	**MD**	**Zip:**	**Date:** 7 BO 1 08

Field Team Leader(s): **MKM, T. Apanavage (TTNUS)**
Field Team Safety Coordinator: MKM
Field Crew: ASF, SRL, RMK
Arrival/Departure Times: 15:20 – 1535
Station ID #: FMC-III-12
Weather: Clear (Cloudy) Rain Other ____
Photos: Y (N) Roll No./Exposure No.: ____
Wind Conditions (Speed/Direction): 0-5 E

FIELD DATA

Water Depth: 68" ~~ft.~~ Tide: Ebb (Flood) Low Slack High Slack Other ____
PID: N/A Redox Potential: N/A pH: N/A Temp.: N/A

SAMPLE #1

Sample ID#: FMC-III-SED-12 Sample Time: 15:30 hrs. Sample Depth: 32" ~~ft~~
Sample Collection Method: Ponar/Vibracore/Manual QA/QC Samples: — Field Dup. ID# —
Total # Bottles Filled: 4 MS/MSD ID# — E/B ID# —
Sampling Equipment Deconned or Replaced: (Y) N Sample Preservation: (Ice) NO_3 H_2SO_4 N/A

SAMPLE #2

Sample ID#: — Sample Time: — hrs. Sample Depth: — ft.
Sample Collection Method: ~~Ponar/Vibracore/Manual~~ QA/QC Samples: — Field Dup. ID# —
Total # Bottles Filled: — MS/MSD ID# — E/B ID# —
Sampling Equipment Deconned or Replaced: Y N Sample Preservation: Ice NO_3 H_2SO_4 N/A

DGPS DATA

Operator: RMK QA Date: —
File Name: FMC-III-12 GPS Serial #: —
~~Latitude~~: 142848 24.168 N Datum: NAD1983 (Y) N Other ____
~~Longitude~~: 1242426.263 E Proj.: Maryland State Plane (UTM Zone-18)
PDOP: ~~3~~ (UNK) Coordinate Units: ~~Lat/Lon~~ US FT

COMMENTS / NOTES

Pd - 32"
CR - 25"

Preparer's Initial: RMK

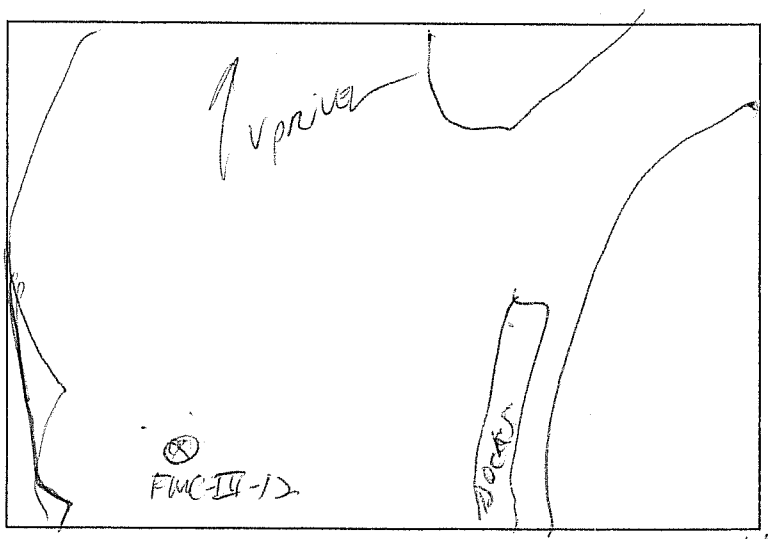

BC 11

7/30/08 B,C 1610

PROJECT NUMBER	BORING NUMBER
21472.000	Frnc-III-SED-12 SHEET 1 OF 1

Normandeau Soil Boring Log

PROJECT : TTNUS-Martin State Airport Frog Mortar Creek Phase LOCATION : Frog Mortar Creek, Middle River, MD

ELEVATION : N/A DRILLING CONTRACTOR : Normandeau Associates

DRILLING METHOD AND EQUIPMENT USED : PVL Vibracore/Ponar® Sediment Grab/Manually-pushed boring

WATER LEVELS : 6' 3" (68 inches) START : 1530 END : 1535 LOGGER : MKM

DEPTH BELOW SURFACE (FT)	INTERVAL (FT)	RECOVERY (FT)	#/TYPE	STANDARD PENETRATION TEST RESULTS 6"-6"-6" (N)	CORE DESCRIPTION	COMMENTS
0		Full 2ft			Homogeneous Black organic staining in top 12" 1/3/104 for whole core wet very soft clay (CL) Slight sulfur odor	0 to 1: Frnc-III-SED-12B 2 Jars @ 1610
1						1 to 2: Frnc-III-SED-12C 2 Jars @ 1610
2						

QC

NORMANDEAU ASSOCIATES
ENVIRONMENTAL CONSULTANTS
400 Old Reading Pike, Stowe, PA 19464

rev:6/99

FIELD DATA FORM

Page 1 of 1

Project Name:	**TTNUS-Martin State Airport Frog Mortar Creek Phase III**				**Proj. #: 21472.000**
Site Name:	**Frog Mortar Creek**				**Task #:**
City:	**Middle River**	**State:**	**MD**	**Zip:**	**Date:** 7/30/08

Field Team Leader(s): **MKM, T. Apanavage (TTNUS)**
Field Team Safety Coordinator: MKM
Field Crew: ASF, SRL, RMK
Arrival/Departure Times: ~~15:02~~ 16:02 - 16:23
Station ID #: FMC-III-13
Weather: Clear (Cloudy) Rain Other
Photos: Y (N) Roll No./Exposure No.:
Wind Conditions (Speed/Direction): 0-5 mph E

FIELD DATA
Water Depth: 77" ~~ft.~~
Tide: ~~Ebb~~ (Flood) Low Slack High Slack Other
PID: N/A Redox Potential: N/A pH: N/A Temp.: N/A

SAMPLE #1
Sample ID#: FMC-III-SED-13
Sample Time: 16:12 hrs. Sample Depth: 0-36" ~~ft.~~
Sample Collection Method: Ponar/Vibracore/Manual
QA/QC Samples: Field Dup. ID#
Total # Bottles Filled: 4
MS/MSD ID# E/B ID#
Sampling Equipment Deconned or Replaced: (Y) N
Sample Preservation: (Ice) NO_3 H_2SO_4 N/A

SAMPLE #2
Sample ID#:
Sample Time: ~~hrs.~~ Sample Depth: ft.
Sample Collection Method: ~~Ponar/Vibracore/Manual~~
QA/QC Samples: Field Dup. ID#
Total # ~~Bottles~~ Filled:
MS/MSD ID# E/B ID#
Sampling Equipment Deconned or Replaced: Y N
Sample Preservation: Ice NO_3 H_2SO_4 N/A

DGPS DATA
Operator: RMK
File Name: FMC-III-13
~~Latitude:~~ 14284853.524 N
~~Longitude:~~ 1242491.078 E
PDOP: 3.0
QA Date:
GPS Serial #:
Datum: NAD1983 (Y) N Other
Proj.: Maryland State Plane-(UTM Zone-18)
Coordinate Units: ~~Lat/Lon~~ USFT

COMMENTS / NOTES
pd - 36"
CD - 27"

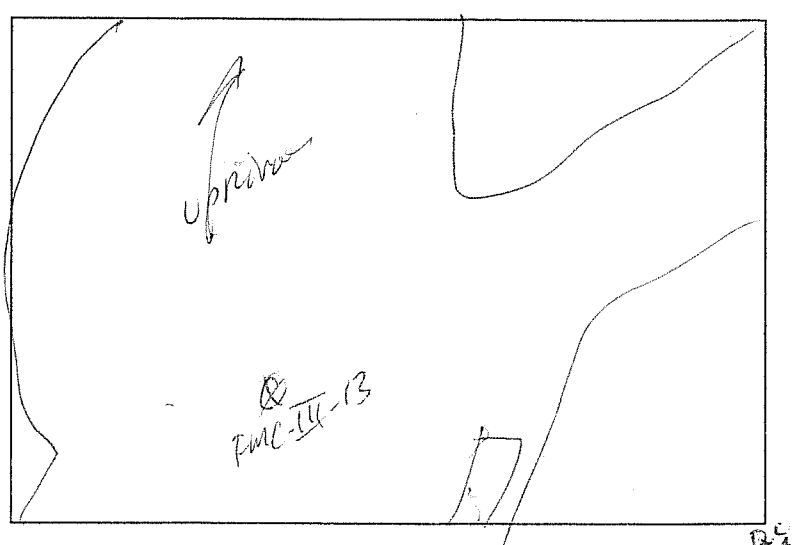

Preparer's Initial:

7/30/08 BL 1650

PROJECT NUMBER	BORING NUMBER
21472.000	FMC-III-SED-13 SHEET 1 OF 1

Normandeau Soil Boring Log

PROJECT : TTNUS-Martin State Airport Frog Mortar Creek Phase LOCATION : Frog Mortar Creek, Middle River, MD

ELEVATION : N/A DRILLING CONTRACTOR : Normandeau Associates

DRILLING METHOD AND EQUIPMENT USED : PVL Vibracore/Ponar® Sediment Grab/Manually-pushed boring

WATER LEVELS : 6'5" (77 inches) START : 1612 END : 1617 LOGGER : MKM

DEPTH BELOW SURFACE (FT)	INTERVAL (FT)	RECOVERY (FT) full 2 ft	#/TYPE	STANDARD PENETRATION TEST RESULTS 6"-6"-6"-6" (N)	CORE DESCRIPTION: SOIL NAME, USCS GROUP SYMBOL, COLOR, MOISTURE CONTENT, RELATIVE DENSITY OR CONSISTENCY, SOIL STRUCTURE, MINERALOGY.	COMMENTS: DEPTH OF CASING, DRILLING RATE, DRILLING FLUID LOSS, TESTS, AND INSTRUMENTATION.
0					0 moderate black staining throughout slight sulfur odor color 1/3/10Y very soft wet trace roots Clay (CL)	0 to 1: FMC-III-SED13B 2 Jars @ 1650
1					1	1 to 2: FMC-III-SED-13C 2 Jars @ 1650
2					2	

QC AT 141

NORMANDEAU ASSOCIATES
ENVIRONMENTAL CONSULTANTS
400 Old Reading Pike, Stowe, PA 19464

rev:6/99

FIELD DATA FORM

Page 1 of 1

Project Name:	**TTNUS-Martin State Airport Frog Mortar Creek Phase III**		**Proj. #: 21472.000**
Site Name:	**Frog Mortar Creek**		**Task #:** —
City:	**Middle River**	**State: MD Zip:**	**Date:** 7 30 1 08

Field Team Leader(s): **MKM, T. Apanavage (TTNUS)**
Field Team Safety Coordinator: MKM
Field Crew: ASF, SRL, RMK
Arrival/Departure Times: 1210 – 1255
Station ID #: FMC-III-15
Weather: Clear Cloudy Rain Other overcast
Photos: Y N Roll No./Exposure No.: _____
Wind Conditions (Speed/Direction): 0-5mph E

FIELD DATA

Water Depth: 28" ~~X~~ Tide: Ebb Flood Low Slack High Slack Other _____
PID: N/A Redox ~~Potential:~~ N/A pH: N/A Temp.: N/A

SAMPLE #1

Sample ID#: FMC-III-SED-15 Sample Time: 12:35 hrs. Sample Depth: 0-34" ft.
Sample Collection Method: Ponar/Vibracore/Manual QA/QC Samples: — Field Dup. ID# —
Total # Bottles Filled: 4 MS/MSD ID# — E/B ID# —
Sampling Equipment Deconned or Replaced: Y N Sample Preservation: Ice NO_3 H_2SO_4 N/A

SAMPLE #2

Sample ID#: _____ Sample Time: _____ hrs. Sample Depth: _____ ft.
Sample Collection Method: Ponar/Vibracore/Manual QA/QC Samples: _____ Field Dup. ID# _____
Total # Bottles Filled: _____ MS/MSD ID# _____ E/B ID# _____
Sampling Equipment Deconned or Replaced: Y N Sample Preservation: Ice NO_3 H_2SO_4 N/A

DGPS DATA

Operator: RMK
QA Date: —
File Name: FMC-III-15
GPS Serial #: —
~~Latitude:~~ 14284601.659 N
Datum: NAD1983 Y N Other _____
~~Longitude:~~ 1242504.675 E
Proj.: Maryland State Plane- UTM Zone-18
PDOP: 2.9
Coordinate Units: ~~Lat/Lon~~ USFT

COMMENTS / NOTES

Pd - 34"
CR - 34"

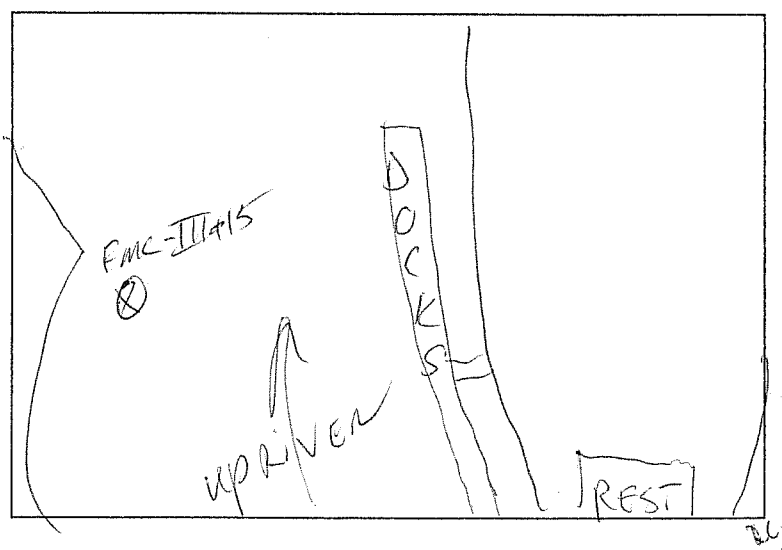

Preparer's Initial: [signature]

7/30/08

B, C
1340

PROJECT NUMBER	BORING NUMBER
21472.000	FMC-III-SED-15 SHEET 1 OF 1

Normandeau Soil Boring Log

PROJECT : TTNUS-Martin State Airport Frog Mortar Creek Phase LOCATION : Frog Mortar Creek, Middle River, MD

ELEVATION : N/A DRILLING CONTRACTOR : Normandeau Associates

DRILLING METHOD AND EQUIPMENT USED : PVL Vibracore/Ponar® Sediment Grab/Manually-pushed boring

WATER LEVELS : 2'4" (28 inches) START : 1235 END : 1240 LOGGER : MKM

DEPTH BELOW SURFACE (FT)	INTERVAL (FT)	RECOVERY (FT) / #/TYPE	STANDARD PENETRATION TEST RESULTS 6"-6"-6"-6" (N)	CORE DESCRIPTION: SOIL NAME, USCS GROUP SYMBOL, COLOR, MOISTURE CONTENT, RELATIVE DENSITY OR CONSISTENCY, SOIL STRUCTURE, MINERALOGY.	COMMENTS: DEPTH OF CASING, DRILLING RATE, DRILLING FLUID LOSS, TESTS, AND INSTRUMENTATION.
0		Gull 2.67		• Homogeneous • trace roots • SW-SM well graded sand with silt • wet color: 10YR 5/1 Slight sulfur odor	0 to 1 FMC-III-SED-15B (2 Jars)
1					1 to 2 FMC-III-SED-15C (2 Jars)
2					

Q.C. 7/7 7/11

NORMANDEAU ASSOCIATES
ENVIRONMENTAL CONSULTANTS
400 Old Reading Pike, Stowe, PA 19464

rev:6/99

FIELD DATA FORM

Project Name:	**TTNUS-Martin State Airport Frog Mortar Creek Phase III**		**Proj. #: 21472.000**
Site Name:	**Frog Mortar Creek**		**Task #:** —
City:	**Middle River**	**State: MD Zip:**	**Date:** 7/30/08

Field Team Leader(s): **MKM, T. Apanavage (TTNUS)**
Field Team Safety Coordinator: MKM
Field Crew: ASF, SRL, RMK
Arrival/Departure Times: 1440 – 1510
Station ID #: FMC-III-16
Weather: (Clear) Cloudy Rain Other ____
Photos: Y (N) Roll No./Exposure No.: ____
Wind Conditions (Speed/Direction): 0-5mph E

FIELD DATA

Water Depth: 35" ft.
Tide: (Ebb) Flood Low Slack High Slack Other ____
PID: N/A
Redox Potential: N/A
pH: N/A
Temp.: N/A

SAMPLE #1

Sample ID#: FMC-III-SED-16
Sample Time: 14:58 hrs.
Sample Depth: 0-29" ft.
Sample Collection Method: Ponar/Vibracore/Manual
QA/QC Samples: —
Field Dup. ID# —
Total # Bottles Filled: 4
MS/MSD ID# —
E/B ID# —
Sampling Equipment Deconned or Replaced: (Y) N
Sample Preservation: (Ice) NO_3 H_2SO_4 N/A

~~SAMPLE #2~~

Sample ID#: ____
Sample Time: ____ hrs.
Sample Depth: ____ ft.
Sample Collection Method: Ponar/Vibracore/Manual
~~QA/QC Samples:~~ ____
Field Dup. ID# ____
~~Total # Bottles Filled:~~ ____
MS/MSD ID# ____
E/B ID# ____
Sampling Equipment Deconned or Replaced: Y N
Sample Preservation: Ice NO_3 ~~H_2SO_4~~ N/A

DGPS DATA

Operator: CMC
File Name: FMC-III-16
~~Latitude:~~ ~~1428272.593~~ N
~~Longitude:~~ ~~1244601.684~~ E
PDOP: 2.2
QA Date: —
GPS Serial #: —
Datum: NAD1983 (Y) N Other ____
Proj.: Maryland State Plane (UTM Zone-18)
Coordinate Units: ~~Lat/Lon~~ US.FT.

COMMENTS / NOTES

Pd - 29"
CR - 29"
1428612.872 N
1242517.308 E

Preparer's Initial: MM

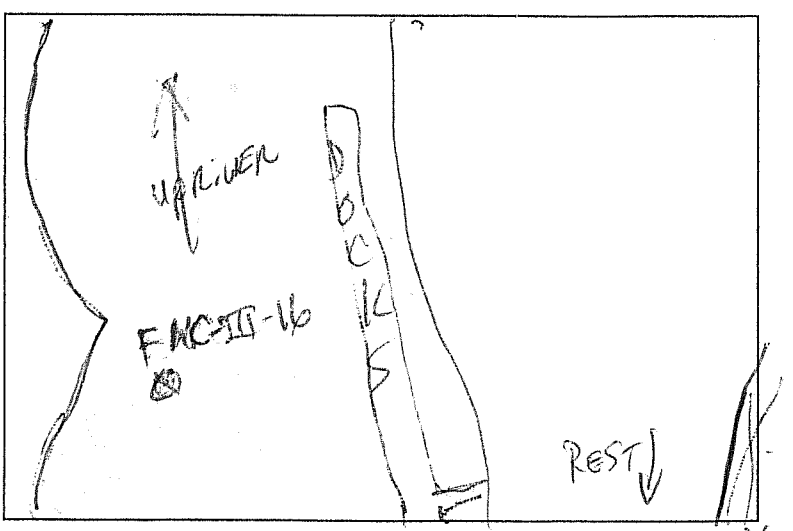

7/30/08 B,C 1525

PROJECT NUMBER	BORING NUMBER
21472.000	FMC-III-SED 16 SHEET 1 OF 1

Normandeau Soil Boring Log

PROJECT : TTNUS-Martin State Airport Frog Mortar Creek Phase LOCATION : Frog Mortar Creek, Middle River, MD

ELEVATION : N/A DRILLING CONTRACTOR : Normandeau Associates

DRILLING METHOD AND EQUIPMENT USED : PVL Vibracore/Ponar® Sediment Grab/Manually-pushed boring

WATER LEVELS : 2'11" (35 inches) START : 1458 END : 1503 LOGGER : MKM

DEPTH BELOW SURFACE (FT)	INTERVAL (FT)	RECOVERY (FT)	#/TYPE	STANDARD PENETRATION TEST RESULTS 6"-6"-6" (N)	CORE DESCRIPTION: SOIL NAME, USCS GROUP SYMBOL, COLOR, MOISTURE CONTENT, RELATIVE DENSITY OR CONSISTENCY, SOIL STRUCTURE, MINERALOGY.	COMMENTS: DEPTH OF CASING, DRILLING RATE, DRILLING FLUID LOSS, TESTS, AND INSTRUMENTATION.
0		full 2 ft			- Homogeneous - Sand, silt fine to medium grain sand - SW-SM → well graded sand w/ silt - wet - no odor - cold 1/5/104 - trace root material - shells throughout	0 to 1: FMC-III-SED-16B (2 Jars) 1525 1 to FMC-III-SED-16C (2 Jars) 1525
1						
2						

QC

NORMANDEAU ASSOCIATES
ENVIRONMENTAL CONSULTANTS
400 Old Reading Pike, Stowe, PA 19464

rev:6/99

FIELD DATA FORM

Page 1 of 1

Project Name:	**TTNUS-Martin State Airport Frog Mortar Creek Phase III**		**Proj. #: 21472.000**
Site Name:	**Frog Mortar Creek**		**Task #:**
City:	**Middle River**	**State: MD Zip:**	**Date:** 7/30/08

Field Team Leader(s): **MKM, T. Apanavage (TTNUS)**
Field Team Safety Coordinator: MKM
Field Crew: ASF, SRL, RMK
Arrival/Departure Times: 1100 – 1135
Station ID #: FMC-III-18
Weather: (Clear) Cloudy Rain Other
Photos: Y (N) Roll No./Exposure No.:
Wind Conditions (Speed/Direction): 0-3 mph

FIELD DATA

Water Depth: 5.0 ft. Tide: (Ebb) Flood Low Slack High Slack Other
PID: N/A Redox Potential: N/A pH: N/A Temp.: N/A

SAMPLE #1

Sample ID#: FMC-III-SED-18 Sample Time: 1115 hrs. Sample Depth: 0-48" ~~ft~~
Sample Collection Method: Ponar/Vibracore/(Manual) QA/QC Samples: Field Dup. ID#
Total # Bottles Filled: 4 MS/MSD ID# E/B ID#
Sampling Equipment Deconned or Replaced: (Y) N Sample Preservation: (Ice) NO_3 H_2SO_4 N/A

~~SAMPLE #2~~

Sample ID#: Sample Time: hrs. ~~Sample Depth:~~ ft.
Sample Collection Method: Ponar/Vibracore/Manual ~~QA/QC Samples:~~ Field Dup. ID#
Total # Bottles Filled: ~~MS/MSD ID#~~ ~~E/B ID#~~
Sampling Equipment Deconned or Replaced: Y N Sample Preservation: Ice NO_3 H_2SO_4 ~~N/A~~

DGPS DATA

Operator: RMK QA Date:
File Name: FMC-III-18 GPS Serial #:
~~Latitude~~: 1428432.427 N Datum: NAD1983 (Y) N Other
~~Longitude~~: 1242648.676 E Proj.: Maryland State Plane (UTM Zone-18)
PDOP: 2.9 Coordinate Units: ~~Lat/Lon~~ US FT

COMMENTS / NOTES

pb - 48"
CR - 48"

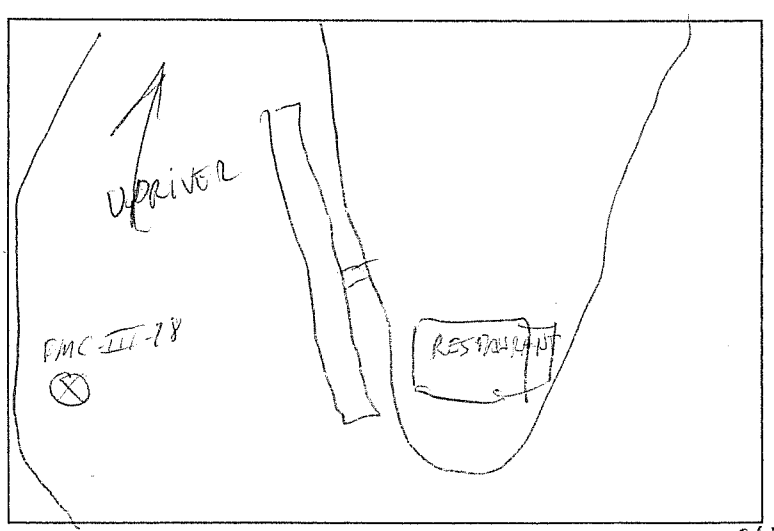

Preparer's Initial:

9/30/08 B,C 1205

PROJECT NUMBER	BORING NUMBER
21472.000	Frnc-III-SED-18 SHEET 1 OF 1

Normandeau Soil Boring Log

PROJECT : TTNUS-Martin State Airport Frog Mortar Creek Phase LOCATION : Frog Mortar Creek, Middle River, MD

ELEVATION : N/A DRILLING CONTRACTOR : Normandeau Associates

DRILLING METHOD AND EQUIPMENT USED : PVL Vibracore/Ponar® Sediment Grab/Manually-pushed boring

WATER LEVELS : 5ft START : 1115 END : 1120 LOGGER : MKM

DEPTH BELOW SURFACE (FT)	INTERVAL (FT)	RECOVERY (FT)	#/TYPE	STANDARD PENETRATION TEST RESULTS 6"-6"-6"-6" (N)	CORE DESCRIPTION: SOIL NAME, USCS GROUP SYMBOL, COLOR, MOISTURE CONTENT, RELATIVE DENSITY OR CONSISTENCY, SOIL STRUCTURE, MINERALOGY.	COMMENTS: DEPTH OF CASING, DRILLING RATE, DRILLING FLUID LOSS, TESTS, AND INSTRUMENTATION.
0		full 2ft			Homogeneous No odor Very soft Very wet 1/5/5 GY 0 to 16 inches color blends down to 1/4/10Y 16 to 24 inches Lean Clay (CL)	0 Frnc-III-SED-18B (2 Jars) (1205)
1						1 Frnc-III-SED-18C (2 Jars) (1205)
2						2

QC

NORMANDEAU ASSOCIATES
ENVIRONMENTAL CONSULTANTS
400 Old Reading Pike, Stowe, PA 19464

rev:6/99

FIELD DATA FORM

Project Name:	**TTNUS-Martin State Airport Frog Mortar Creek Phase III**				**Proj. #: 21472.000**
Site Name:	**Frog Mortar Creek**				**Task #:** —
City:	**Middle River**	**State:**	**MD**	**Zip:**	**Date:** 7/20/08

Field Team Leader(s): **MKM, T. Apanavage (TTNUS)** Field Team Safety Coordinator: MKM

Field Crew: ASF, SRL, RMK Arrival/Departure Times: 1138 – 1205

Station ID #: FMC-III-19 Weather: (Clear) Cloudy Rain Other ____

Photos: Y (N) Roll No./Exposure No.: ____ Wind Conditions (Speed/Direction): 0-5 mph E

FIELD DATA

Water Depth: 5.0 ft. Tide: (Ebb) Flood Low Slack High Slack Other ____

PID: N/A Redox Potential: N/A pH: N/A Temp.: N/A

SAMPLE #1

Sample ID#: FMC-III-SED-19 Sample Time: 1150 hrs. Sample Depth: 0-3.0 ft.

Sample Collection Method: Ponar/Vibracore/(Manual) QA/QC Samples: — Field Dup. ID# —

Total # Bottles Filled: 4 MS/MSD ID# — E/B ID# —

Sampling Equipment Deconned or Replaced: (Y) N Sample Preservation: (Ice) NO_3 H_2SO_4 N/A

~~SAMPLE #2~~

Sample ID#: Sample Time: hrs. Sample Depth: ft.

Sample Collection Method: Ponar/Vibracore/Manual QA/QC Samples: Field Dup. ID#

Total # Bottles Filled: MS/MSD ID# E/B ID#

Sampling Equipment Deconned or Replaced: Y N Sample Preservation: Ice NO_3 H_2SO_4 N/A

DGPS DATA

Operator: Rmk QA Date: —

File Name: FMC-III-19 GPS Serial #: —

~~Latitude:~~ 14284381.503 N Datum: NAD1983 (Y) N Other ____

~~Longitude:~~ 1242676.218 E Proj.: Maryland State Plane (UTM Zone-18)

PDOP: ~~2~~ 1.9 Coordinate Units: ~~Lat/Lon~~ US FT

COMMENTS / NOTES

pd - 3.0'
CR - 32"

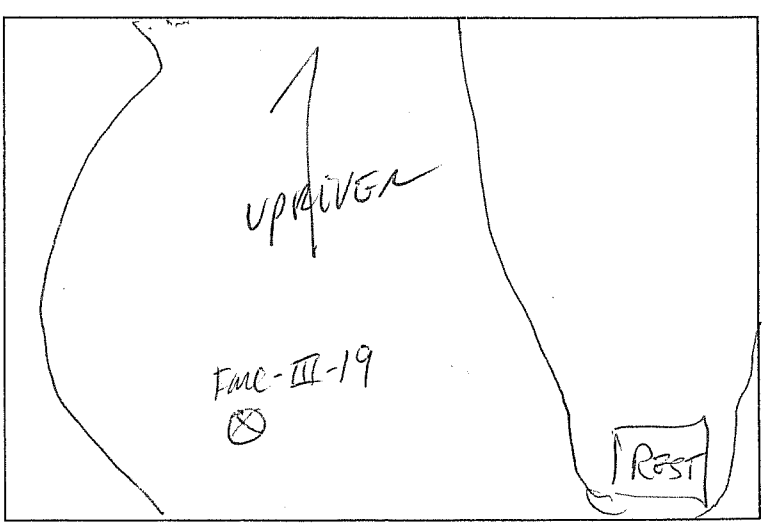

Preparer's Initial:

7/30/09

B,C 1320

PROJECT NUMBER	BORING NUMBER
21472.000	FMC-III-SED-19 SHEET 1 OF 1

Normandeau Soil Boring Log

PROJECT : TTNUS-Martin State Airport Frog Mortar Creek Phase LOCATION : Frog Mortar Creek, Middle River, MD

ELEVATION : N/A DRILLING CONTRACTOR : Normandeau Associates

DRILLING METHOD AND EQUIPMENT USED : PVL Vibracore/Ponar® Sediment Grab/Manually-pushed boring

WATER LEVELS : 5ft START : 1150 END : 1155 LOGGER : MKM

DEPTH BELOW SURFACE (FT)	INTERVAL (FT)	RECOVERY (FT)	#/TYPE	STANDARD PENETRATION TEST RESULTS 6"-6"-6"-6" (N)	CORE DESCRIPTION: SOIL NAME, USCS GROUP SYMBOL, COLOR, MOISTURE CONTENT, RELATIVE DENSITY OR CONSISTENCY, SOIL STRUCTURE, MINERALOGY.	COMMENTS: DEPTH OF CASING, DRILLING RATE, DRILLING FLUID LOSS, TESTS, AND INSTRUMENTATION.
0		full 2ft			Homogeneous very soft mild black organic staining color: 1/5/10Y no odor wet Lean clay (CL) trace roots	0 to 1: FMC-III-SED-19B (2 Jars)
1						1 to 2 FMC-III-SED-19C (2 Jars)
2						

QC

NORMANDEAU ASSOCIATES
ENVIRONMENTAL CONSULTANTS
400 Old Reading Pike, Stowe, PA 19464

rev:6/99

FIELD DATA FORM

Page 1 of 1

Project Name:	**TTNUS-Martin State Airport Frog Mortar Creek Phase III**				**Proj. #: 21472.000**
Site Name:	**Frog Mortar Creek**				**Task #:**
City:	**Middle River**	**State:**	**MD**	**Zip:**	**Date:** 7 30 08

Field Team Leader(s): **MKM, T. Apanavage (TTNUS)** Field Team Safety Coordinator: MKM

Field Crew: ASF, SRL, RMK Arrival/Departure Times: 0900 – 0955

Station ID #: FMC-III-~~2~~21 Weather: (Clear) Cloudy Rain Other _____

Photos: Y (N) Roll No./Exposure No.: _____ Wind Conditions (Speed/Direction): 0

FIELD DATA

Water Depth: 40" ~~ft~~ Tide: Ebb Flood Low Slack (High Slack) Other _____

PID: N/A Redox Potential: N/A pH: N/A Temp.: N/A

SAMPLE #1

Sample ID#: FMC-III-SED-21 Sample Time: 09:40 hrs. Sample Depth: 0-18" ~~ft~~

Sample Collection Method: Ponar/Vibracore/~~Manual~~ QA/QC Samples: _____ Field Dup. ID# _____

Total # Bottles Filled: 4 MS/MSD ID# _____ E/B ID# _____

Sampling Equipment Deconned or Replaced: Y N Sample Preservation: (Ice) NO_3 H_2SO_4 N/A

SAMPLE #2

Sample ID#: _____ Sample Time: _____ hrs. Sample Depth: _____ ft.

Sample Collection Method: Ponar/Vibracore/Manual QA/QC Samples: _____ Field Dup. ID# _____

Total # Bottles Filled: _____ MS/MSD ID# _____ E/B ID# _____

Sampling Equipment Deconned or Replaced: Y N Sample Preservation: Ice NO_3 H_2SO_4 N/A

DGPS DATA

Operator: RMK QA Date: _____

File Name: FMC-III-21 GPS Serial #:

~~Latitude:~~ 14284082.674 N Datum: NAD1983 (Y) N Other _____

~~Longitude:~~ 1242804.848 Proj.: Maryland State Plane-UTM Zone-18

PDOP: 4.0 Coordinate Units: ~~Lat/Lon~~ US FT

COMMENTS / NOTES

Pd - 18"

CR - 18"

TRIED MANUAL - TO HARD...

HIT REFUSAL @ 18"

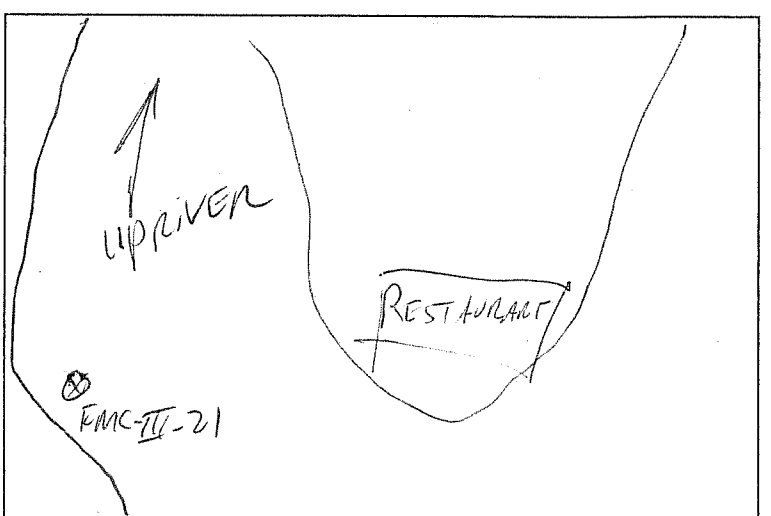

Preparer's Initial: RMK

QC 11

7/30/08 (no A) B, C 10:36

PROJECT NUMBER	BORING NUMBER
21472.000	Fmc-III-SED-21 SHEET 1 OF 1

Normandeau Soil Boring Log

PROJECT : TTNUS-Martin State Airport Frog Mortar Creek Phase LOCATION : Frog Mortar Creek, Middle River, MD

ELEVATION : N/A DRILLING CONTRACTOR : Normandeau Associates

DRILLING METHOD AND EQUIPMENT USED : PVL Vibracore/Ponar® Sediment Grab/Manually-pushed boring

WATER LEVELS : 3'4" (40 inches) START : 0940 END : 0945 LOGGER : MKM

DEPTH BELOW SURFACE (FT)	INTERVAL (FT)	RECOVERY (FT) (18 inches)	#/TYPE	STANDARD PENETRATION TEST RESULTS 6"-6"-6"-6" (N)	CORE DESCRIPTION: SOIL NAME, USCS GROUP SYMBOL, COLOR, MOISTURE CONTENT, RELATIVE DENSITY OR CONSISTENCY, SOIL STRUCTURE, MINERALOGY.	COMMENTS: DEPTH OF CASING, DRILLING RATE, DRILLING FLUID LOSS, TESTS, AND INSTRUMENTATION.
0 ft		1'6"			color: 1/4/5 GY SW-SM- well graded sand w/silt wet sand is 'firm'	0 0 to 1 Fmc-III-SED-21 B (2 Jars) 10:36
9 in					clay is 'soft' clay 9 to 16 inches color: 1/4/N (CL) wet	
12 in						1 1 to 2 Fmc-III-SED-21 C (2 Jars) 10:36
16 in					16 to 18 inches SW-SM well graded sand w/silt Color 1/4/5GY wet * Strong sulfur odor throughout sample	
18 in						recovered 18 inches
2 ft						2

NAI-Boring Log Form-6/05

QC AT

NORMANDEAU ASSOCIATES
ENVIRONMENTAL CONSULTANTS
400 Old Reading Pike, Stowe, PA 19464

rev:6/99

FIELD DATA FORM

Project Name:	**TTNUS-Martin State Airport Frog Mortar Creek Phase III**				**Proj. #: 21472.000**
Site Name:	**Frog Mortar Creek**				**Task #:**
City:	**Middle River**	**State:**	**MD**	**Zip:**	**Date:** 7/30/08

Field Team Leader(s): **MKM, T. Apanavage (TTNUS)**
Field Team Safety Coordinator: MKM
Field Crew: ASF, SRL, RMK
Arrival/Departure Times: 1015 - 1055
Station ID #: FMC-III-22
Weather: (Clear) Overcast Cloudy Rain Other _____
Photos: Y (N) Roll No./Exposure No.: _____
Wind Conditions (Speed/Direction): 0

FIELD DATA

Water Depth: 44" ~~ft.~~
Tide: (Ebb) Flood Low Slack High Slack Other _____
PID: N/A
Redox Potential: N/A pH: N/A Temp.: N/A

SAMPLE #1

Sample ID#: FMC-III-SED-22
Sample Time: 10:30 hrs. Sample Depth: 0-22" ~~ft~~
Sample Collection Method: Ponar/(Vibracore)/Manual
QA/QC Samples: _____ Field Dup. ID# _____
Total # Bottles Filled: 4
MS/MSD ID# _____ E/B ID# _____
Sampling Equipment Deconned or Replaced: (Y) N
Sample Preservation: (Ice) NO_3 H_2SO_4 N/A

~~SAMPLE #2~~

Sample ID#: _____
Sample Time: _____ hrs. ~~Sample Depth:~~ _____ ft.
Sample Collection Method: Ponar/Vibracore/Manual
~~QA/QC Samples:~~ _____ Field Dup. ID# _____
~~Total # Bottles Filled:~~ _____
MS/MSD ID# _____ ~~E/B ID#~~ _____
Sampling Equipment Deconned or Replaced: Y N
Sample Preservation: Ice NO_3 ~~H_2SO_4~~ N/A

DGPS DATA

Operator: RMK
File Name: FMC-III-22
~~Latitude~~: 14284140.350
~~Longitude~~: 1242816.757
PDOP: 3.1
QA Date: _____
GPS Serial #: _____
Datum: NAD1983 (Y) N Other _____
Proj.: Maryland State Plane- (UTM Zone-18)
Coordinate Units: ~~Lat/Lon~~ US FT

COMMENTS / NOTES

PR - 22"
CR - 22"

HIT REFUSAL @ 22"
ATTEMPTED TWICE

Preparer's Initial: _____

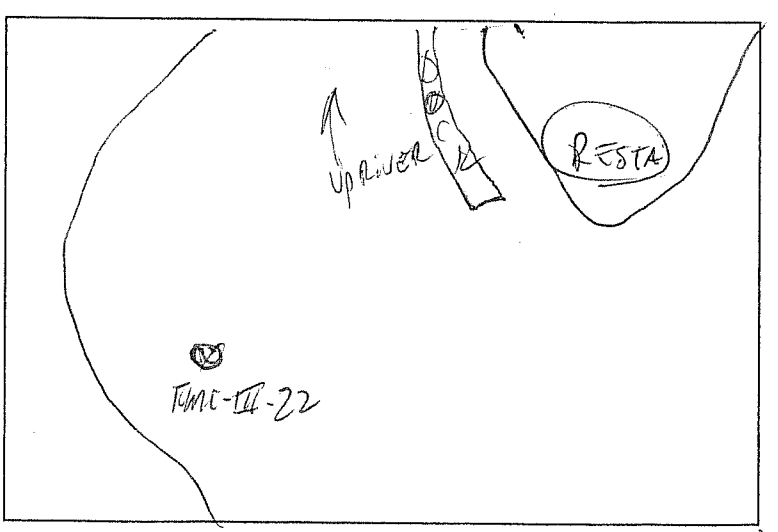

QC

7/30/09 B, C, 11:25

PROJECT NUMBER	BORING NUMBER
21472.000	Frnc · III-SED-22 SHEET 1 OF 1

Normandeau Soil Boring Log

PROJECT : TTNUS-Martin State Airport Frog Mortar Creek Phase LOCATION : Frog Mortar Creek, Middle River, MD

ELEVATION : N/A DRILLING CONTRACTOR : Normandeau Associates

DRILLING METHOD AND EQUIPMENT USED : PVL Vibracore/Ponar® Sediment Grab/Manually-pushed boring

WATER LEVELS : 3' 8" (44 inches) START : 1030 END : 1035 LOGGER : MKM

DEPTH BELOW SURFACE (FT)	INTERVAL (FT)	RECOVERY (FT) (21 in) 1'9"	#/TYPE	STANDARD PENETRATION TEST RESULTS 6"-6"-6"-6" (N)	CORE DESCRIPTION: SOIL NAME, USCS GROUP SYMBOL, COLOR, MOISTURE CONTENT, RELATIVE DENSITY OR CONSISTENCY, SOIL STRUCTURE, MINERALOGY.	COMMENTS: DEPTH OF CASING, DRILLING RATE, DRILLING FLUID LOSS, TESTS, AND INSTRUMENTATION.
0					Homogeneous throughout SW-SM- well graded sand w/ silt color 1/4/5 GY poorly sorted root material throughout no odor wet soft	0 0 to 1 Frnc·III-SED-22B (2 Jars)
1 ft					1 ft	1 1 to 1'9in Frnc·III-SED-22C (2 Jars)
9in					9in	9in
2 ft	12 in					

NORMANDEAU ASSOCIATES
ENVIRONMENTAL CONSULTANTS
400 Old Reading Pike, Stowe, PA 19464

rev:6/99

FIELD DATA FORM

Project Name:	**TTNUS-Martin State Airport Frog Mortar Creek Phase III**		**Proj. #: 21472.000**
Site Name:	**Frog Mortar Creek**		**Task #:** —
City:	**Middle River**	**State: MD Zip:**	**Date:** 7/31/08

Field Team Leader(s): **MKM, T. Apanavage (TTNUS)**
Field Team Safety Coordinator: MKM
Field Crew: ASF, SRL, RMK
Arrival/Departure Times: 1300 – 1350
Station ID #: FMC-III-27
Weather: Clear (Cloudy) Rain Other ____
Photos: Y (N) Roll No./Exposure No.: ____
Wind Conditions (Speed/Direction): 0-5 E

FIELD DATA
Water Depth: 38" ~~ft~~
Tide: Ebb (Flood) Low Slack High Slack Other ____
PID: N/A
Redox Potential: N/A pH: N/A Temp.: N/A

SAMPLE #1
Sample ID#: FMC-III-SED-27
Sample Time: 13:20 hrs. Sample Depth: 0-6" ~~ft~~
Sample Collection Method: (Ponar)/Vibracore/Manual
QA/QC Samples: — Field Dup. ID# —
Total # Bottles Filled: 2
MS/MSD ID# — E/B ID# —
Sampling Equipment Deconned or Replaced: (Y) N
Sample Preservation: (Ice) NO_3 H_2SO_4 N/A

SAMPLE #2
Sample ID#: FMC-III-SED-27
Sample Time: 13:35 hrs. Sample Depth: 0-36" ~~ft~~
Sample Collection Method: Ponar/Vibracore/(Manual)
QA/QC Samples: — Field Dup. ID# —
Total # Bottles Filled: 4
MS/MSD ID# — E/B ID# —
Sampling Equipment Deconned or Replaced: (Y) N
Sample Preservation: (Ice) NO_3 H_2SO_4 N/A

DGPS DATA
Operator: RMK
File Name: FMC-III-27
~~Latitude:~~ 14287327.663 N
~~Longitude:~~ 1241875.278 E
PDOP: 2.2
QA Date: —
GPS Serial #: —
Datum: NAD1983 (Y) N Other ____
Proj.: Maryland State Plane-(UTM Zone-18)
Coordinate Units: ~~Lat/Lon~~ US Feet

COMMENTS / NOTES
pd - 36"
CR-22"

FMC-III-SW-27 collected at 13:15 hrs @ 1-0' off bottom.

HIGH O.M.

Preparer's Initial:

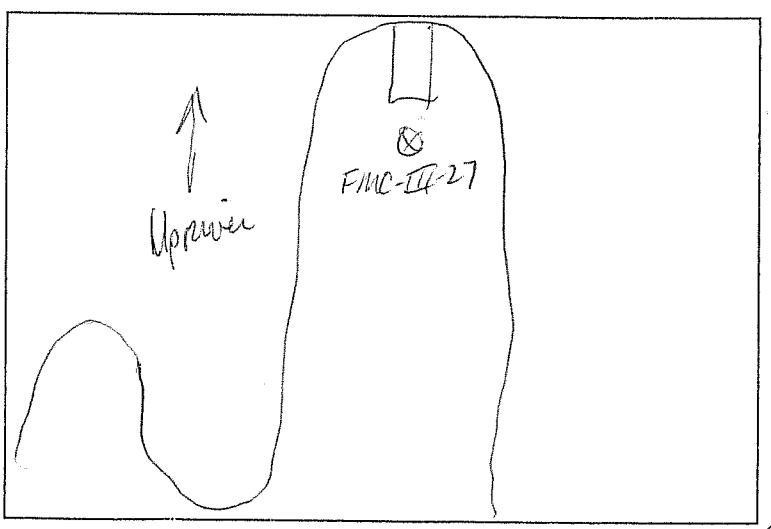

QC

7/31/08 A: 1430 B, C: 1440

PROJECT NUMBER	BORING NUMBER
21472.000	FMC-III-SED-27 SHEET 1 OF 1

Normandeau Soil Boring Log

PROJECT : TTNUS-Martin State Airport Frog Mortar Creek Phase LOCATION : Frog Mortar Creek, Middle River, MD

ELEVATION : N/A DRILLING CONTRACTOR : Normandeau Associates

DRILLING METHOD AND EQUIPMENT USED : PVL Vibracore/Ponar® Sediment Grab/Manually-pushed boring

WATER LEVELS : 3' 2" (38 in) START : 1335 END : 1340 LOGGER : MKM

DEPTH BELOW SURFACE (FT)	INTERVAL (FT)	RECOVERY (FT)	#/TYPE	STANDARD PENETRATION TEST RESULTS 6"-6"-6"-6" (N)	CORE DESCRIPTION: SOIL NAME, USCS GROUP SYMBOL, COLOR, MOISTURE CONTENT, RELATIVE DENSITY OR CONSISTENCY, SOIL STRUCTURE, MINERALOGY.	COMMENTS: DEPTH OF CASING, DRILLING RATE, DRILLING FLUID LOSS, TESTS, AND INSTRUMENTATION.
0		20"			Strong organic (sulfur) odor	0 to 1': FMC-III-SED 27B 2 Jars @ 1440
		1'8"			SW-SM: fine-med grains of sand + silt in core	
					Color black: 1/2.5/N	
					Woody debris (peat) in top foot	
					top 3" mostly woody debris + silt	
1					☆ small sheen noticed on top of the Ponar grab 'A' sample	1' to 1'8": FMC-III-SED27C 2 Jars @ 1440
8"						
2					2	

NAI-Boring Log Form-6/05

QC
AT

NORMANDEAU ASSOCIATES
ENVIRONMENTAL CONSULTANTS
400 Old Reading Pike, Stowe, PA 19464

rev:6/99

FIELD DATA FORM

Page 1 of 1

Project Name:	**TTNUS-Martin State Airport Frog Mortar Creek Phase III**		**Proj. #: 21472.000**
Site Name:	**Frog Mortar Creek**		**Task #:** —
City:	**Middle River**	**State: MD Zip:**	**Date:** 7/31/08

Field Team Leader(s): **MKM, T. Apanavage (TTNUS)**
Field Team Safety Coordinator: MKM
Field Crew: ASF, SRL, RMK
Arrival/Departure Times: 1445 – 1500
Station ID #: FMC-III-28
Weather: Clear (Cloudy) Rain Other ____
Photos: Y (N) Roll No./Exposure No.: ____
Wind Conditions (Speed/Direction): 0-5 E

FIELD DATA

Water Depth: 43" ~~ft~~
Tide: Ebb (Flood) Low Slack High Slack Other ____
PID: N/A
Redox Potential: N/A
pH: N/A
Temp.: N/A

SAMPLE #1

Sample ID#: FMC-III-SED-28
Sample Time: 1440 hrs.
Sample Depth: 0-6" ~~ft~~
Sample Collection Method: (Ponar)/Vibracore/Manual
QA/QC Samples: ____
Field Dup. ID# ____
Total # Bottles Filled: 2
MS/MSD ID# ____
E/B ID# ____
Sampling Equipment Deconned or Replaced: (Y) N
Sample Preservation: (Ice) NO_3 H_2SO_4 N/A

SAMPLE #2

Sample ID#: FMC-III-SED-28
Sample Time: 1455 hrs.
Sample Depth: 0-~~32~~" ~~ft~~
Sample Collection Method: (Ponar)/Vibracore/Manual
QA/QC Samples: ____
Field Dup. ID# ____
Total # Bottles Filled: 4
MS/MSD ID# ____
E/B ID# ____
Sampling Equipment Deconned or Replaced: (Y) N
Sample Preservation: (Ice) NO_3 H_2SO_4 N/A

DGPS DATA

Operator: RMK
File Name: FMC-III-28
~~Latitude~~: 14286787.150 N
~~Longitude~~: 1241788.854 E
PDOP: 2.3
QA Date: ____
GPS Serial #: ____
Datum: NAD1983 (Y) N Other ____
Proj.: Maryland State Plane- (UTM Zone-18)
Coordinate Units: ~~Lat/Lon~~ US FEET

COMMENTS / NOTES

pd - 32"
CR - 22"

FMC-III-SW-28 collected @ 1435 hrs @ 1.0' from bottom.

Preparer's Initial:

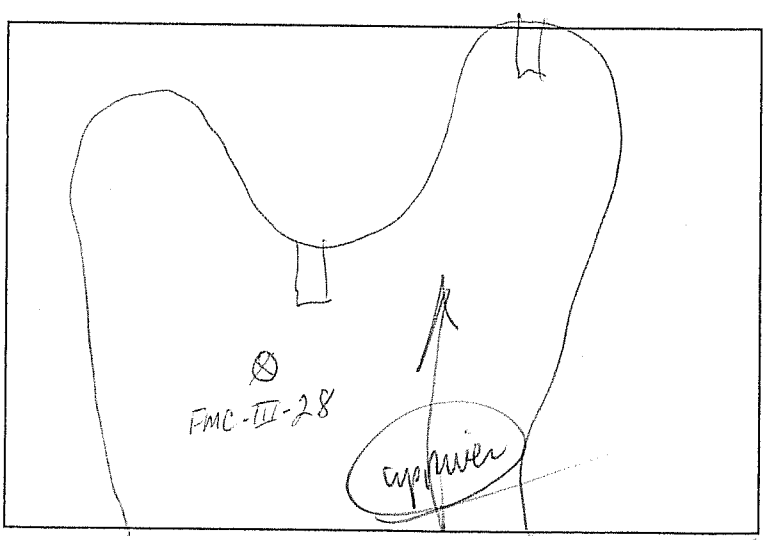

QC

7/31/08 A: 1525 B,C: 1530

PROJECT NUMBER	BORING NUMBER
21472.000	FMC-III-SED-28 SHEET 1 OF 1

Normandeau Soil Boring Log

PROJECT : TTNUS-Martin State Airport Frog Mortar Creek Phase LOCATION : Frog Mortar Creek, Middle River, MD

ELEVATION : N/A DRILLING CONTRACTOR : Normandeau Associates

DRILLING METHOD AND EQUIPMENT USED : PVL Vibracore/Ponar® Sediment Grab/Manually-pushed boring

WATER LEVELS : 3'7" 43" START : 1455 END : 1500 LOGGER : MKM

DEPTH BELOW SURFACE (FT)	INTERVAL (FT)	RECOVERY (FT)	#/TYPE	STANDARD PENETRATION TEST RESULTS 6"-6"-6"-6" (N)	CORE DESCRIPTION: SOIL NAME, USCS GROUP SYMBOL, COLOR, MOISTURE CONTENT, RELATIVE DENSITY OR CONSISTENCY, SOIL STRUCTURE, MINERALOGY.	COMMENTS: DEPTH OF CASING, DRILLING RATE, DRILLING FLUID LOSS, TESTS, AND INSTRUMENTATION.
0		21in 1' 9"			Homogeneous Lean Clay with fine grained sands (CL)	0 to 1: FMC-III-SED-28B 2 Jars @ 1530
					Slight sulfurodor	
					trace roots	
					Color 1/3/10Y	
					soft	
1						1 to 1'9": FMC-III-SED-28C 2 Jars @ 1530
9"						
2						

NORMANDEAU ASSOCIATES
ENVIRONMENTAL CONSULTANTS
400 Old Reading Pike, Stowe, PA 19464

rev:6/99

FIELD DATA FORM

Project Name:	**TTNUS-Martin State Airport Frog Mortar Creek Phase III**	**Proj. #: 21472.000**
Site Name:	**Frog Mortar Creek**	**Task #:**
City:	**Middle River** **State: MD** **Zip:**	**Date: 7/29/08**

Field Team Leader(s): **MKM, T. Apanavage (TTNUS)**
Field Team Safety Coordinator: MKM
Field Crew: ASF, SRL, RMK
Arrival/Departure Times: 14:50 – 15:35
Station ID #: FMC-III-29
Weather: (Clear) Cloudy Rain Other
Photos: Y (N) Roll No./Exposure No.:
Wind Conditions (Speed/Direction): BMPH - E

FIELD DATA

Water Depth: 3.2 ft. Tide: Ebb (Flood) Low Slack High Slack Other
PID: N/A Redox Potential: N/A pH: N/A Temp.: N/A

SAMPLE #1

Sample ID#: FMC-III-SED-29
Sample Time: 15:00 hrs. Sample Depth: 0-6" ~~ft.~~
Sample Collection Method: Ponar/Vibracore/(Manual)
QA/QC Samples: Field Dup. ID#
Total # Bottles Filled: 2
MS/MSD ID# E/B ID#
Sampling Equipment Deconned or Replaced: (Y) N
Sample Preservation: (Ice) NO_3 H_2SO_4 N/A

SAMPLE #2

Sample ID#: FMC-III-SED-29
Sample Time: 15:20 hrs. Sample Depth: 0-3.0 ft.
Sample Collection Method: Ponar/(Vibracore)/Manual
QA/QC Samples: Field Dup. ID#
Total # Bottles Filled: 4
MS/MSD ID# E/B ID#
Sampling Equipment Deconned or Replaced: (Y) N
Sample Preservation: (Ice) NO_3 H_2SO_4 N/A

DGPS DATA

Operator: RMK
File Name: FMC-III-29
~~Latitude~~: 14286332.217N
~~Longitude~~: 1241907.944E
PDOP: 3.3
QA Date:
GPS Serial #:
Datum: NAD1983 (Y) N Other
Proj.: Maryland State Plane-(UTM Zone-18)
Coordinate Units: ~~Lat/Lon~~ US. FT.

COMMENTS / NOTES

Pd - 3.0
CR - 25"

1ST ATTEMPT ON CORING - MANUAL
PUSH - 15" RECOVERY - RESAMPLED
W/ VC

Preparer's Initial:

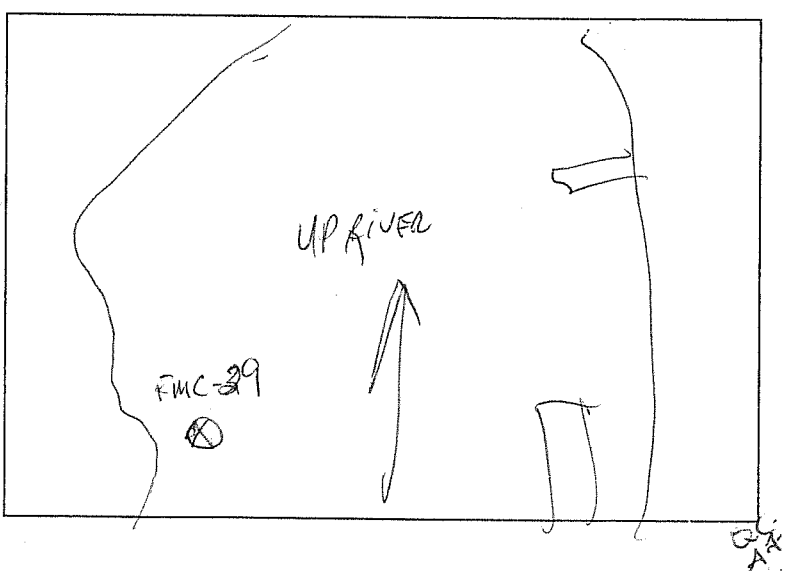

7/29/08 1615 1644

PROJECT NUMBER	BORING NUMBER
21472.000	Frnc-III-SED-29 SHEET 1 OF 1

Normandeau Soil Boring Log

PROJECT : TTNUS-Martin State Airport Frog Mortar Creek Phase LOCATION : Frog Mortar Creek, Middle River, MD

ELEVATION : N/A DRILLING CONTRACTOR : Normandeau Associates

DRILLING METHOD AND EQUIPMENT USED : PVL Vibracore/Ponar® Sediment Grab/Manually-pushed boring

WATER LEVELS : 3.2 ft START : 1520 END : 1525 LOGGER : MKM

DEPTH BELOW SURFACE (FT)	INTERVAL (FT)	RECOVERY (FT)	#/TYPE	STANDARD PENETRATION TEST RESULTS 6"-6"-6"-6" (N)	CORE DESCRIPTION: SOIL NAME, USCS GROUP SYMBOL, COLOR, MOISTURE CONTENT, RELATIVE DENSITY OR CONSISTENCY, SOIL STRUCTURE, MINERALOGY.	COMMENTS: DEPTH OF CASING, DRILLING RATE, DRILLING FLUID LOSS, TESTS, AND INSTRUMENTATION.
0	0 to 1	full 2 ft			top 1 inch is Silt w/ sand ML 1/4/104 very wet in organic staining + odor, streaks in top 8 inches	0 to 1 Frnc. III. SED-29 B (2 Jars) 1644
1 in	1 to 8				heterogeneous, 1 to 24 in	
					Color 1/6/104	
7 in					SW-SM → well graded sand w/ silt	
					wet	
8 inches						
1					whole Sample has organic smell (sulfur smell)	1 to 2 Frnc: III. SED. 29C (2 Jars) 1644
2						2

NAI-Boring Log Form-6/05

NORMANDEAU ASSOCIATES
ENVIRONMENTAL CONSULTANTS
400 Old Reading Pike, Stowe, PA 19464

rev:6/99

FIELD DATA FORM

Project Name:	**TTNUS-Martin State Airport Frog Mortar Creek Phase III**		**Proj. #: 21472.000**
Site Name:	**Frog Mortar Creek**		**Task #:** —
City:	**Middle River**	**State: MD Zip:**	**Date:** 7/13/08

Field Team Leader(s): **MKM, T. Apanavage (TTNUS)**
Field Team Safety Coordinator: MKM
Field Crew: ASF, SRL, RMK
Arrival/Departure Times: 1120 – 1210
Station ID #: FMC-III-30
Weather: Clear (Cloudy) Rain Other ____
Photos: Y (N) Roll No./Exposure No.: ____
Wind Conditions (Speed/Direction): 5-8 E

FIELD DATA

Water Depth: 55" ~~ft~~
Tide: (Ebb) Flood Low Slack High Slack Other ____
PID: N/A
Redox Potential: N/A pH: N/A Temp.: N/A

SAMPLE #1

Sample ID#: FMC-III-SED-30
Sample Time: 1140 hrs. Sample Depth: 0-6" ~~ft~~
Sample Collection Method: (Ponar)/Vibracore/Manual
QA/QC Samples: — Field Dup. ID# —
Total # Bottles Filled: 2
MS/MSD ID# — E/B ID# —
Sampling Equipment Deconned or Replaced: (Y) N
Sample Preservation: (Ice) NO_3 H_2SO_4 N/A

SAMPLE #2

Sample ID#: FMC-III-SED-30
Sample Time: 1150 hrs. Sample Depth: 0-36" ~~ft~~
Sample Collection Method: Ponar/Vibracore/(Manual)
QA/QC Samples: — Field Dup. ID# —
Total # Bottles Filled: 4
MS/MSD ID# — E/B ID# —
Sampling Equipment Deconned or Replaced: (Y) N
Sample Preservation: (Ice) NO_3 H_2SO_4 N/A

DGPS DATA

Operator: RMK
QA Date: —
File Name: FMC-III-30
GPS Serial #: —
~~Latitude~~: 14287038.001 N
Datum: NAD1983 (Y) N Other ____
~~Longitude~~: 1243159.150 E
Proj.: Maryland State Plane- (UTM Zone-18)
PDOP: 2.9
Coordinate Units: ~~Lat/Lon~~ US Feet

COMMENTS / NOTES

pd - 36"
CR - 25.5"

FMC-TTT-SW-30 - collected 1135 hrs ~~@~~ 1.0' above bottom.

Preparer's Initial:

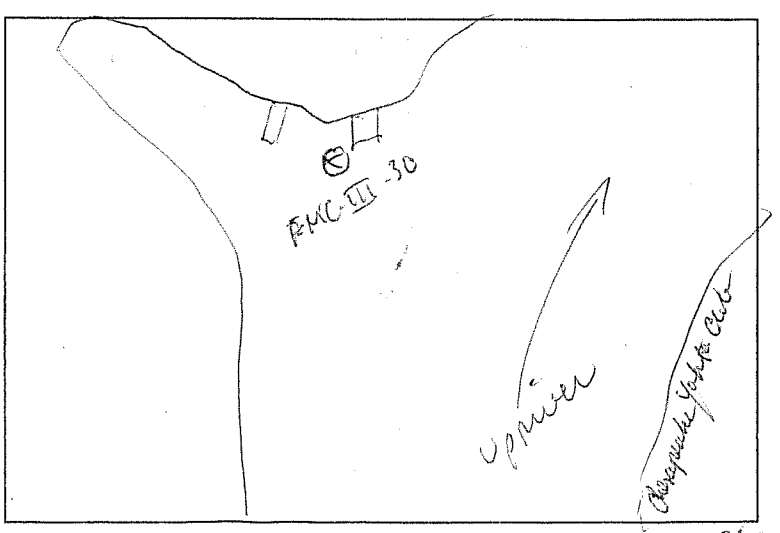

7/31/08 A: B10 B,C: B15

PROJECT NUMBER	BORING NUMBER
21472.000	FMC-III-SED-30 SHEET 1 OF 1

Normandeau Soil Boring Log

PROJECT : TTNUS-Martin State Airport Frog Mortar Creek Phase LOCATION : Frog Mortar Creek, Middle River, MD

ELEVATION : N/A DRILLING CONTRACTOR : Normandeau Associates

DRILLING METHOD AND EQUIPMENT USED : PVL Vibracore/Ponar® Sediment Grab/Manually-pushed boring

WATER LEVELS : 41 7" (55 inches) START : 1150 END : 1155 LOGGER : MKM

DEPTH BELOW SURFACE (FT.) / INTERVAL (FT)	RECOVERY (FT) / #/TYPE	STANDARD PENETRATION TEST RESULTS 6"-6"-6"-6" (N)	CORE DESCRIPTION: SOIL NAME, USCS GROUP SYMBOL, COLOR, MOISTURE CONTENT, RELATIVE DENSITY OR CONSISTENCY, SOIL STRUCTURE, MINERALOGY.	COMMENTS: DEPTH OF CASING, DRILLING RATE, DRILLING FLUID LOSS, TESTS, AND INSTRUMENTATION.
0	full 2 ft		very soft clay (CL) homogeneous color: 1/5/10Y sulfur odor	0 to 1: FMC-III-SED-30B 2 jars @ 1315
1				1 to 2 ft FMC-III-SED-30C 2 jars @ 1315
2				

BC

NORMANDEAU ASSOCIATES
ENVIRONMENTAL CONSULTANTS
400 Old Reading Pike, Stowe, PA 19464

rev:6/99

FIELD DATA FORM

Project Name:	**TTNUS-Martin State Airport Frog Mortar Creek Phase III**		**Proj. #: 21472.000**
Site Name:	**Frog Mortar Creek**		**Task #:**
City:	**Middle River**	**State: MD Zip:**	**Date:** 7/29/05

Field Team Leader(s): **MKM, T. Apanavage (TTNUS)**
Field Team Safety Coordinator: MKM
Field Crew: ASF, SRL, RMK
Arrival/Departure Times: 14:05 – 14:40
Station ID #: FMC-FII-31
Weather: (Clear) Cloudy Rain Other
Photos: Y (N) Roll No./Exposure No.:
Wind Conditions (Speed/Direction): 2-5mph E

FIELD DATA

Water Depth: 3.7 ft. Tide: Ebb (Flood) Low Slack High Slack Other
PID: N/A Redox Potential: N/A pH: N/A Temp.: N/A

SAMPLE #1

Sample ID#: FMC-III-SED-31
Sample Time: 14:15 hrs. Sample Depth: 0-6"
Sample Collection Method: Ponar/Vibracore/(Manual)
QA/QC Samples: Field Dup. ID#
Total # Bottles Filled: 2
MS/MSD ID# E/B ID#
Sampling Equipment Deconned or Replaced: (Y) N
Sample Preservation: (Ice) NO_3 H_2SO_4 N/A

SAMPLE #2

Sample ID#: FMC-III-SED-31
Sample Time: 14:30 hrs. Sample Depth: 0-3.0 ft.
Sample Collection Method: Ponar/Vibracore/(Manual)
QA/QC Samples: Field Dup. ID#
Total # Bottles Filled: 4
MS/MSD ID# E/B ID#
Sampling Equipment Deconned or Replaced: (Y) N
Sample Preservation: (Ice) NO_3 H_2SO_4 N/A

DGPS DATA

Operator: RMK
File Name: FMC-III-31
~~Latitude:~~ 14286547.844 N
~~Longitude:~~ 1242951.381 E
PDOP: 3.3
QA Date:
GPS Serial #:
Datum: NAD1983 (Y) N Other
Proj.: Maryland State Plane-(UTM Zone-18)
Coordinate Units: Lat/Lon US FEET

COMMENTS / NOTES

PID - 3.0'
CR - 28.0"

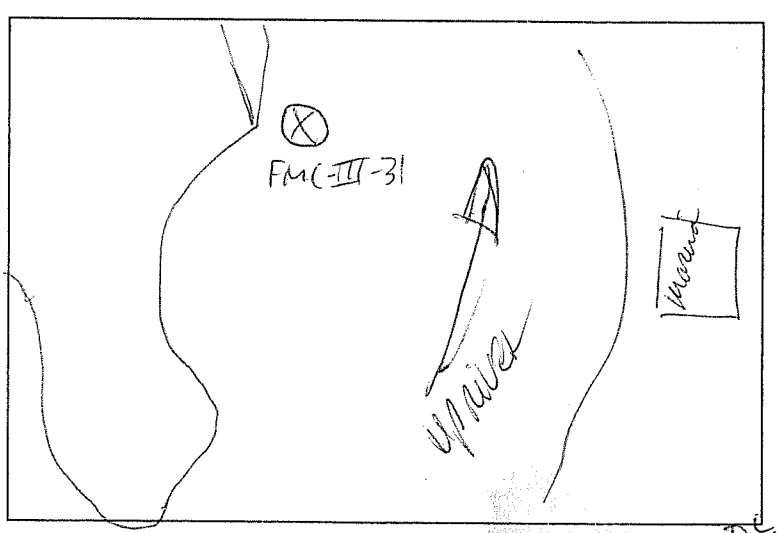

Preparer's Initial:

7/29/08 31A: 1613 31B,C: 1625

PROJECT NUMBER	BORING NUMBER
21472.000	FMC-III-SED-31 SHEET 1 OF 1

Normandeau Soil Boring Log

PROJECT : TTNUS-Martin State Airport Frog Mortar Creek Phase LOCATION : Frog Mortar Creek, Middle River, MD

ELEVATION : N/A DRILLING CONTRACTOR : Normandeau Associates

DRILLING METHOD AND EQUIPMENT USED : PVL Vibracore/Ponar® Sediment Grab/Manually-pushed boring

WATER LEVELS : 3.7 START : 1430 END : 1435 LOGGER : MKM

DEPTH BELOW SURFACE (FT)	INTERVAL (FT)	RECOVERY (FT)	#/TYPE	STANDARD PENETRATION TEST RESULTS 6"-6"-6"-6" (N)	CORE DESCRIPTION: SOIL NAME, USCS GROUP SYMBOL, COLOR, MOISTURE CONTENT, RELATIVE DENSITY OR CONSISTENCY, SOIL STRUCTURE, MINERALOGY.	COMMENTS: DEPTH OF CASING, DRILLING RATE, DRILLING FLUID LOSS, TESTS, AND INSTRUMENTATION.
0	9 in	full			0 to 9 in Color: Y 3/ 10Y Slight organic odor, black organic staining, wetter ML: silt w/ sand	0 +0 1 FMC-III-SED-31B Sample time: 1625
1	14 in				ML: Silt w/ sand color 1/4/10Y, Homogeneous, more gray (than upper 9 inches) true, not material throughout	1 +0 2 FMC-III-SED 31C Sample time: 1625
2						

NAI-Boring Log Form-6/05

QC AT 9/4/08

NORMANDEAU ASSOCIATES
ENVIRONMENTAL CONSULTANTS
400 Old Reading Pike, Stowe, PA 19464

rev:6/99

FIELD DATA FORM

Project Name:	**TTNUS-Martin State Airport Frog Mortar Creek Phase III**		**Proj. #: 21472.000**
Site Name:	**Frog Mortar Creek**		**Task #:**
City:	**Middle River**	**State: MD Zip:**	**Date: 7/21/08**

Field Team Leader(s): **MKM, T. Apanavage (TTNUS)**
Field Team Safety Coordinator: MKM
Field Crew: ASF, SRL, RMK
Arrival/Departure Times: 1010 – 1110
Station ID #: FMC-III-32
Weather: Clear (Cloudy) Rain Other
Photos: Y (N) Roll No./Exposure No.:
Wind Conditions (Speed/Direction): 0-5-E

FIELD DATA

Water Depth: 86" ~~ft~~
Tide: (Ebb) Flood Low Slack High Slack Other
PID: N/A
Redox Potential: N/A pH: N/A Temp.: N/A

SAMPLE #1

Sample ID#: FMC-III-SED-32
Sample Time: 1050 hrs. Sample Depth: 0-6" ~~ft~~
Sample Collection Method: (Ponar)/Vibracore/Manual
QA/QC Samples: Field Dup. ID#
Total # Bottles Filled: 2
MS/MSD ID# E/B ID#
Sampling Equipment Deconned or Replaced: (Y) N
Sample Preservation: (Ice) NO_3 H_2SO_4 N/A

SAMPLE #2

Sample ID#: FMC-III-SED-32
Sample Time: 1055 hrs. Sample Depth: 0-36" ~~ft~~
Sample Collection Method: Ponar/Vibracore/(Manual)
QA/QC Samples: Field Dup. ID#
Total # Bottles Filled: 4
MS/MSD ID# E/B ID#
Sampling Equipment Deconned or Replaced: (Y) N
Sample Preservation: (Ice) NO_3 H_2SO_4 N/A

DGPS DATA

Operator: RMK
File Name: FMC-III-32
~~Latitude~~: 14286079.873 N
~~Longitude~~: 1242761.493 E
PDOP: 3.1
QA Date:
GPS Serial #:
Datum: NAD1983 (Y) N Other
Proj.: Maryland State Plane (UTM Zone-18)
Coordinate Units: ~~Lat/Lon~~ USFT

COMMENTS / NOTES

pd - 36.0"
cr - 26.0"

FMC-III-SW-32 COLLECTED @1042 @ 1.0' FROM BOTTOM.

Preparer's Initial:

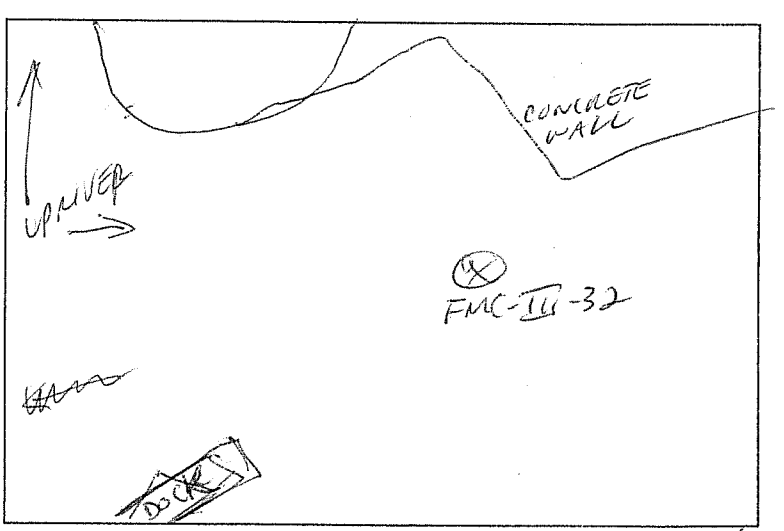

7/31/08 A: 1200 B, C: 1300

PROJECT NUMBER	BORING NUMBER
21472.000	FMC-III-SED 32 SHEET 1 OF 1

Normandeau Soil Boring Log

PROJECT : TTNUS-Martin State Airport Frog Mortar Creek Phase LOCATION : Frog Mortar Creek, Middle River, MD

ELEVATION : N/A DRILLING CONTRACTOR : Normandeau Associates

DRILLING METHOD AND EQUIPMENT USED : PVL Vibracore/Ponar® Sediment Grab/Manually-pushed boring

WATER LEVELS : 7'2" (86 in) START : 1055 END : ~~0859~~ 1100 LOGGER : MKM

DEPTH BELOW SURFACE (FT)	INTERVAL (FT)	RECOVERY (FT)	#/TYPE	STANDARD PENETRATION TEST RESULTS 6"-6"-6"-6" (N)	CORE DESCRIPTION: SOIL NAME, USCS GROUP SYMBOL, COLOR, MOISTURE CONTENT, RELATIVE DENSITY OR CONSISTENCY, SOIL STRUCTURE, MINERALOGY.	COMMENTS: DEPTH OF CASING, DRILLING RATE, DRILLING FLUID LOSS, TESTS, AND INSTRUMENTATION.
0		full 2ft			very soft clay (CL) minor black staining Sulfur odor Homogeneous Color: 1/4/10Y	0 to 1: FMC-III-SED32B 2 Jars @ 1300
1						1 to 2: FMC-III-SED32C 2 Jars @ 1300
2						

QC AJ 8/4

NORMANDEAU ASSOCIATES
ENVIRONMENTAL CONSULTANTS
400 Old Reading Pike, Stowe, PA 19464

rev:6/99

FIELD DATA FORM

Page 1 of 1

Project Name:	**TTNUS-Martin State Airport Frog Mortar Creek Phase III**		**Proj. #: 21472.000**
Site Name:	**Frog Mortar Creek**		**Task #:** —
City:	**Middle River**	**State: MD Zip:**	**Date:** 7/29/08

Field Team Leader(s): **MKM, T. Apanavage (TTNUS)**
Field Team Safety Coordinator: MKM
Field Crew: ASF, SRL, RMK
Arrival/Departure Times: 15:40 - 1655
Station ID #: FMC-III-33
Weather: Clear Cloudy Rain Other
Photos: Y N Roll No./Exposure No.:
Wind Conditions (Speed/Direction): 5-8 mph E

FIELD DATA

Water Depth: 6.9 ft. Tide: Ebb Flood Low Slack High Slack Other
PID: N/A Redox Potential: N/A pH: N/A Temp.: N/A

SAMPLE #1

Sample ID#: FMC-III-SED-33
Sample Time: 15:45 hrs. Sample Depth: 0-6" ~~ft.~~
Sample Collection Method: Ponar/Vibracore/Manual
QA/QC Samples: — Field Dup. ID# —
Total # Bottles Filled: 2
MS/MSD ID# — E/B ID# —
Sampling Equipment Deconned or Replaced: Y N
Sample Preservation: Ice NO_3 H_2SO_4 N/A

SAMPLE #2

Sample ID#: FMC-III-SED-33
Sample Time: 16:40 hrs. Sample Depth: 0-32" ~~ft.~~
Sample Collection Method: Ponar/Vibracore/Manual
QA/QC Samples: — Field Dup. ID# —
Total # Bottles Filled: 4
MS/MSD ID# — E/B ID# —
Sampling Equipment Deconned or Replaced: Y N
Sample Preservation: Ice NO_3 H_2SO_4 N/A

DGPS DATA

Operator: RMK
QA Date: —
File Name: FMC-III-29
GPS Serial #:
~~Latitude:~~ 14285879.992 N
Datum: NAD1983 Y N Other
Longitude: 1242256.276 E
Proj.: Maryland State Plane- UTM Zone-18
PDOP: 4.5
Coordinate Units: ~~Lat/Lon~~ USFT

COMMENTS / NOTES

Pd- 32"
CR- 29"

HOIST/WINCH BROKE ... CHAINFALL BROKEN ...
PUSHED & PULLED BY HAND (ASF)

410 335-7896
west marin

Preparer's Initial: RMK

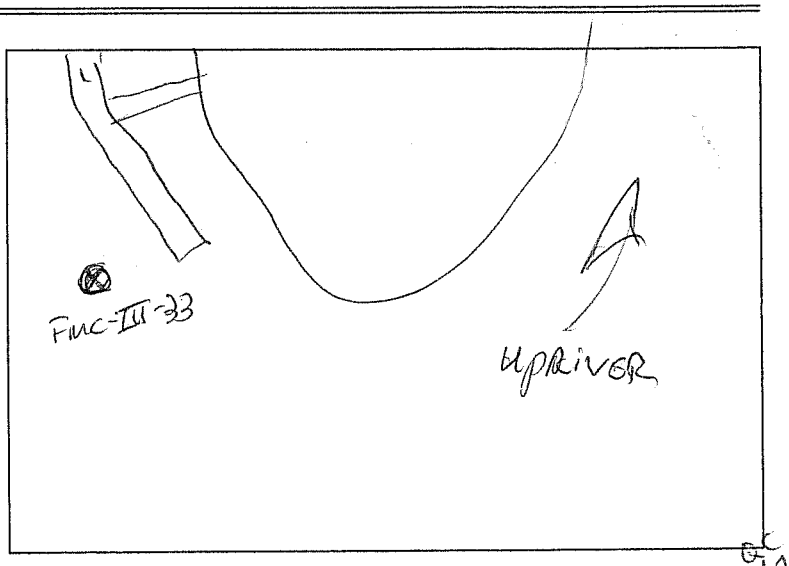

7/29/08 33A 1718 33BC 1720

PROJECT NUMBER	BORING NUMBER
21472.000	FMC-III-SED-33 SHEET 1 OF 1

Normandeau Soil Boring Log

PROJECT : TTNUS-Martin State Airport Frog Mortar Creek Phase LOCATION : Frog Mortar Creek, Middle River, MD

ELEVATION : N/A DRILLING CONTRACTOR : Normandeau Associates

DRILLING METHOD AND EQUIPMENT USED : PVL Vibracore/Ponar® Sediment Grab/Manually-pushed boring

WATER LEVELS : 0.9 ft START : 1640 END : 1645 LOGGER : MKM

DEPTH BELOW SURFACE (FT)	INTERVAL (FT)	RECOVERY (FT) #/TYPE	STANDARD PENETRATION TEST RESULTS 6"-6"-6"-6" (N)	CORE DESCRIPTION: SOIL NAME, USCS GROUP SYMBOL, COLOR, MOISTURE CONTENT, RELATIVE DENSITY OR CONSISTENCY, SOIL STRUCTURE, MINERALOGY.	COMMENTS: DEPTH OF CASING, DRILLING RATE, DRILLING FLUID LOSS, TESTS, AND INSTRUMENTATION.
0	full 2ft			0 to 1 foot is homogeneous ML : silt w/ some sand black organic staining slight sulfur odor Color 1/4/10Y very soft wet	0 to 1 : FMC-III-SED-33B (2 Jars) Sample time : 1720
1				1 to 2 foot is homogenous color is same but there is a higher sand content.... Color 1/4/10Y Slight sulfur odor SW-SM well graded sand w/ silt soft wet	0 to 2 FMC III-SED-33C (2 Jars) Sample time : 1720
2					

QC AT

NORMANDEAU ASSOCIATES
ENVIRONMENTAL CONSULTANTS
400 Old Reading Pike, Stowe, PA 19464

rev:6/99

FIELD DATA FORM

Page 1 of 1

Project Name:	**TTNUS-Martin State Airport Frog Mortar Creek Phase III**		**Proj. #: 21472.000**
Site Name:	**Frog Mortar Creek**		**Task #:** —
City:	**Middle River**	**State: MD Zip:**	**Date:** 7/29/08

Field Team Leader(s): **MKM, T. Apanavage (TTNUS)**
Field Team Safety Coordinator: MKM
Field Crew: ASF, SRL, RMK
Arrival/Departure Times: 1300 - 1345
Station ID #: FMC-III-34
Weather: Clear Cloudy Rain Other
Photos: Y N Roll No./Exposure No.:
Wind Conditions (Speed/Direction): 1-4 mph E

FIELD DATA

Water Depth: 6.7 ft. Tide: Ebb Flood Low Slack High Slack Other
PID: N/A Redox Potential: N/A pH: N/A Temp.: N/A

SAMPLE #1

Sample ID#: FMC-III-SED-34
Sample Time: 13:25 hrs. Sample Depth: ~~6.7~~ 3.0 ft.
Sample Collection Method: Ponar/Vibracore/Manual
QA/QC Samples: — Field Dup. ID# —
Total # Bottles Filled: 2
MS/MSD ID# — E/B ID# —
Sampling Equipment Deconned or Replaced: Y N
Sample Preservation: Ice NO_3 H_2SO_4 N/A

SAMPLE #2

Sample ID#: FMC-III-SED 34
Sample Time: 13:40 hrs. Sample Depth: SURF-0'6" ~~ft~~
Sample Collection Method: Ponar/Vibracore/~~Manual~~
QA/QC Samples: — Field Dup. ID# —
Total # Bottles Filled: 4
MS/MSD ID# — E/B ID# —
Sampling Equipment Deconned or Replaced: Y N
Sample Preservation: Ice NO_3 H_2SO_4 N/A

DGPS DATA

Operator: RMK
QA Date: NA
File Name: FMC-III-34
GPS Serial #:
~~Latitude~~: 14284989.408 N
Datum: NAD1983 Y N Other
~~Longitude~~: 1244089.221 E
Proj.: Maryland State Plane-UTM Zone-18
PDOP: 2.4
Coordinate Units: ~~Lat/Lon~~ ~~STATE PLANE~~ US SURVEY FT

COMMENTS / NOTES

PD - 3.0 FT
CR - 2.0 FT

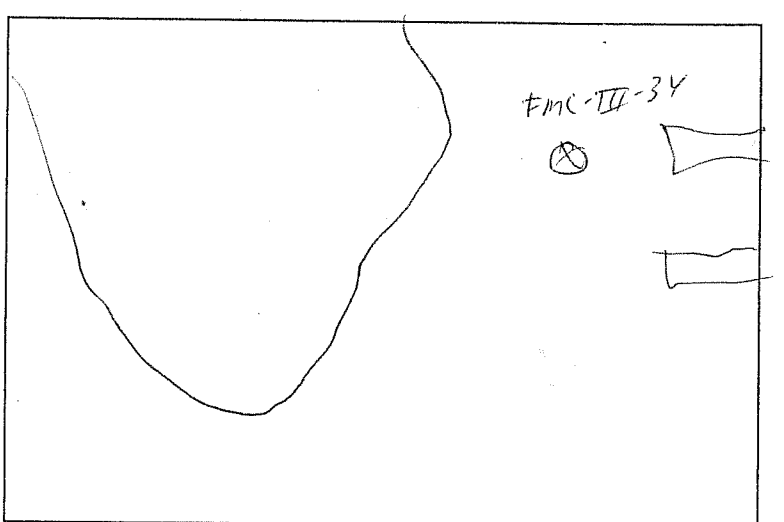

Preparer's Initial: [signature]

7/29/08

sample time 34A : 1411

B, C: 1421

PROJECT NUMBER	BORING NUMBER	
21472.000	FMC-III-SED 34	SHEET 1 OF 1

Normandeau Soil Boring Log

PROJECT : TTNUS-Martin State Airport Frog Mortar Creek Phase LOCATION : Frog Mortar Creek, Middle River, MD

ELEVATION : N/A DRILLING CONTRACTOR : Normandeau Associates

DRILLING METHOD AND EQUIPMENT USED : PVL Vibracore/Ponar® Sediment Grab/Manually-pushed boring

WATER LEVELS : 6.7 START : 1340 END : 1345 LOGGER : MKM

DEPTH BELOW SURFACE (FT)	INTERVAL (FT)	RECOVERY (FT)	#/TYPE	STANDARD PENETRATION TEST RESULTS 6"-6"-6"-6" (N)	CORE DESCRIPTION: SOIL NAME, USCS GROUP SYMBOL, COLOR, MOISTURE CONTENT, RELATIVE DENSITY OR CONSISTENCY, SOIL STRUCTURE, MINERALOGY.	COMMENTS: DEPTH OF CASING, DRILLING RATE, DRILLING FLUID LOSS, TESTS, AND INSTRUMENTATION.
0		1'11"			COLOR: 1 gray 14/104 very soft silt / wet / Black staining 7 to 7.5 inches down Group symbol: ML: Silt Soil structure: Homogeneous no odor	0 0 to 1 FMC-III-SED-34B (2 Jars) Sample time: 1421
1						1 1 to 1'11" FMC-III-SED-34C (2 Jars) Sample time 1421
2.0						11" 2

QC, AJ, ET

NORMANDEAU ASSOCIATES
ENVIRONMENTAL CONSULTANTS
400 Old Reading Pike, Stowe, PA 19464

rev:6/99

FIELD DATA FORM

Project Name:	**TTNUS-Martin State Airport Frog Mortar Creek Phase III**		**Proj. #: 21472.000**
Site Name:	**Frog Mortar Creek**		**Task #:**
City:	**Middle River**	**State: MD Zip:**	**Date:** 7/3/108

Field Team Leader(s): **MKM, T. Apanavage (TTNUS)**
Field Team Safety Coordinator: MKM
Field Crew: ASF, SRL, RMK
Arrival/Departure Times: 0836 – 0915
Station ID #: FMC-III-35
Weather: (Clear) Cloudy Rain Other
Photos: Y (N) Roll No./Exposure No.:
Wind Conditions (Speed/Direction): 0-2 mph-E

FIELD DATA

Water Depth: 118" ~~ft~~
Tide: (Ebb) Flood Low Slack High Slack Other
PID: N/A
Redox Potential: N/A pH: N/A Temp.: N/A

SAMPLE #1
Sample ID#: FMC-III-SED-35
Sample Time: ~~0850~~ 0855 hrs. Sample Depth: 0-36.5" ~~ft~~
Sample Collection Method: Ponar/Vibracore/Manual
QA/QC Samples: Field Dup. ID#
Total # Bottles Filled: 2
MS/MSD ID# E/B ID#
Sampling Equipment Deconned or Replaced: (Y) N
Sample Preservation: (Ice) NO_3 H_2SO_4 N/A

SAMPLE #2
Sample ID#: FMC-III-SED-35 – SURF. SAMPLE
Sample Time: 0840 hrs. Sample Depth: ~~0-6"~~ 0-6"
Sample Collection Method: (Ponar)/Vibracore/~~Manual~~
QA/QC Samples: Field Dup. ID#
Total # Bottles Filled: 4
MS/MSD ID# E/B ID#
Sampling Equipment Deconned or Replaced: (Y) N
Sample Preservation: (Ice) NO_3 H_2SO_4 N/A

DGPS DATA

Operator: RML
File Name: FMC-III-35
~~Latitude:~~ 1428246.498 N
~~Longitude:~~ 1243884.077 E
PDOP: 3.3
QA Date:
GPS Serial #:
Datum: NAD1983 (Y) N Other
Proj.: Maryland State Plane- UTM Zone-18
Coordinate Units: ~~Lat/Lon~~ US FT

COMMENTS / NOTES

DE - 36.5"
CR - 36.5"

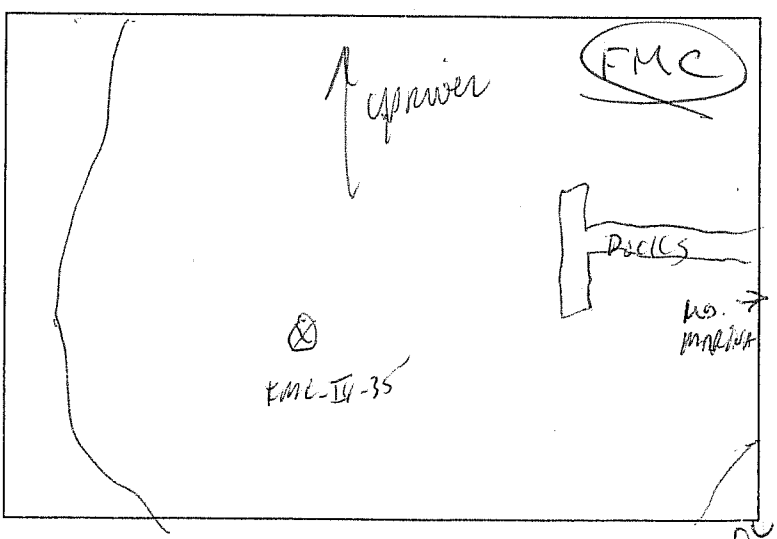

Preparer's Initial: RML

7/31/08 A :0925 B,C 0935

PROJECT NUMBER	BORING NUMBER
21472.000	FMC III-SED-35 SHEET 1 OF 1

Normandeau Soil Boring Log

PROJECT : TTNUS-Martin State Airport Frog Mortar Creek Phase LOCATION : Frog Mortar Creek, Middle River, MD

ELEVATION : N/A DRILLING CONTRACTOR : Normandeau Associates

DRILLING METHOD AND EQUIPMENT USED : PVL Vibracore/Ponar® Sediment Grab/Manually-pushed boring

WATER LEVELS : 9' 10" (118inches) START : 0855 END : 0900 LOGGER : MKM

DEPTH BELOW SURFACE (FT)	INTERVAL (FT)	RECOVERY (FT)	#/TYPE	STANDARD PENETRATION TEST RESULTS 6"-6"-6"-6" (N)	CORE DESCRIPTION: SOIL NAME, USCS GROUP SYMBOL, COLOR, MOISTURE CONTENT, RELATIVE DENSITY OR CONSISTENCY, SOIL STRUCTURE, MINERALOGY.	COMMENTS: DEPTH OF CASING, DRILLING RATE, DRILLING FLUID LOSS, TESTS, AND INSTRUMENTATION.
0		2ft			lots of shells in top foot very soft minor org. black staining lean clay (CL) slight sulfur odd trace roots 1/4/104 is color Homogeneous Throughout whole core sample	0 to 1: FMC-III-SED 35B 2 Jars @ 0935
1					1 to 2 ft very soft graduating to soft	1 to 2: FMC-III SED35C 2 Jars @ 0935
2						

NORMANDEAU ASSOCIATES
ENVIRONMENTAL CONSULTANTS
400 Old Reading Pike, Stowe, PA 19464

rev:6/99

FIELD DATA FORM

Page ___ of ___

Project Name:	**TTNUS-Martin State Airport Frog Mortar Creek Phase III**		**Proj. #: 21472.000**
Site Name:	**Frog Mortar Creek**		**Task #:** N/A
City:	**Middle River**	**State: MD Zip:**	**Date:** 7/29/08

Field Team Leader(s): **MKM, T. Apanavage (TTNUS)**
Field Team Safety Coordinator: MKM
Field Crew: ASF, SRL, RMK
Arrival/Departure Times: 0945
Station ID #: FMC-~~III~~ III ~~SED~~ 36
Weather: (Clear) Cloudy Rain Other ___
Photos: Y (N) Roll No./Exposure No.: ___
Wind Conditions (Speed/Direction): 0-2 mph.

FIELD DATA

Water Depth: 9.8 ft. Tide: (Ebb) Flood Low Slack High Slack Other ___
PID: N/A Redox Potential: N/A pH: N/A Temp.: N/A

SAMPLE #1

Sample ID#: FMC-III-SW-36
Sample Time: 1020 hrs. Sample Depth: 8.8 ft.
Sample Collection Method: Ponar/Vibracore/Manual
QA/QC Samples: — Field Dup. ID# —
Total # Bottles Filled: 7 NM 2
MS/MSD ID# — E/B ID# —
Sampling Equipment Deconned or Replaced: (Y) N
Sample Preservation: (Ice) NO_3 H_2SO_4 N/A

SAMPLE #2

Sample ID#: FMC-III-SED-36
Sample Time: 1055 hrs. Sample Depth: 3.0 ft.
Sample Collection Method: Ponar/Vibracore/Manual
QA/QC Samples: — Field Dup. ID# —
Total # Bottles Filled: 3 NM 4
MS/MSD ID# — E/B ID# —
Sampling Equipment Deconned or Replaced: (Y) N
Sample Preservation: (Ice) NO_3 H_2SO_4 N/A

DGPS DATA

Operator: RMK
File Name: FMC-III-36
Latitude: 1428467.158 N
Longitude: 1243935.258 E
PDOP: 3.6
QA Date: ___
GPS Serial #:
Datum: NAD1983 (Y) N Other ___
Proj.: Maryland State Plane- UTM Zone-18
Coordinate Units: Lat/Lon
PDOP 3.6 N 1428467.158 E 1243935.258

COMMENTS / NOTES

1028- SURFICIAL SED. COLLECTED
PD - 3.0'
CR - 3.0' BUT LOST LAST 1.0' = 2.0 REC.

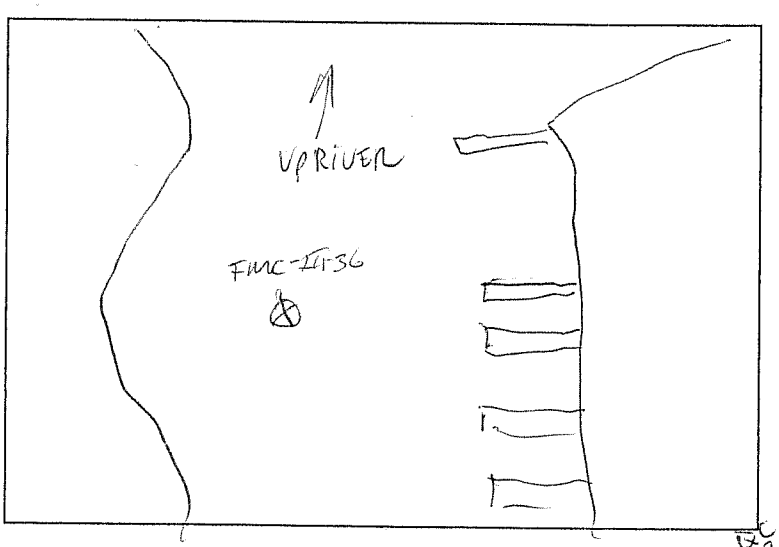

Preparer's Initial: RMK

7/29/08 36A:1138 1150

PROJECT NUMBER	BORING NUMBER	
21472.000	FMC-III-SED-36	SHEET 1 OF 1

Normandeau Soil Boring Log

PROJECT : TTNUS-Martin State Airport Frog Mortar Creek Phase LOCATION : Frog Mortar Creek, Middle River, MD

ELEVATION : N/A DRILLING CONTRACTOR : Normandeau Associates

DRILLING METHOD AND EQUIPMENT USED : PVL Vibracore/Ponar® Sediment Grab/Manually-pushed boring

WATER LEVELS : 9.867 START : 1050 END : 1055 LOGGER : MKM

DEPTH BELOW SURFACE (FT)	INTERVAL (FT)	RECOVERY (FT)	#/TYPE	STANDARD PENETRATION TEST RESULTS 6"-6"-6"-6" (N)	CORE DESCRIPTION: SOIL NAME, USCS GROUP SYMBOL, COLOR, MOISTURE CONTENT, RELATIVE DENSITY OR CONSISTENCY, SOIL STRUCTURE, MINERALOGY.	COMMENTS: DEPTH OF CASING, DRILLING RATE, DRILLING FLUID LOSS, TESTS, AND INSTRUMENTATION.
0		Full recovery 0-2 ft			Color: Chart 1 for gley /4/10Y very soft silt, wet, minor black mottling <1% Grap symbol: ML → silt Soil Structure: Homogeneous no odor	0 to 1: FMC-III-SED-36 B (2 Jars) Sample time: 1150
1						1 to 2: FMC-III-SED-36 C (2 Jars) sample time: 1150
2.0						2

NAI-Boring Log Form-6/05

QC 8/4

Chain of Custody Record

Temperature on Receipt _____

Drinking Water? Yes ☐ No ☒

TestAmerica
THE LEADER IN ENVIRONMENTAL TESTING

TAL-4124 (1007)

Client	Project Manager	Date	Chain of Custody Number
Tetra Tech NUS	Eric Samuels	7/31/08	093975
Address	**Telephone Number (Area Code)/Fax Number**	**Lab Number**	**Page** 1 **of** 3
2171 West Park Court Suite L	(770) 413 0965 x232		
City / **State** / **Zip Code**	**Site Contact**	**Lab Contact**	
Stone Mountain / GA / 30087	Tony Apanavage		
Project Name and Location (State)	**Carrier/Waybill Number**		
FMC Front IL			
Contract/Purchase Order/Quote No.			

Sample I.D. No. and Description (Containers for each sample may be combined on one line)	Date	Time	Matrix: Air	Aqueous	Sed.	Soil	Containers & Preservatives: Unpres.	H2SO4	HNO3	HCl	NaOH	ZnAc/NaOH	Other	Analysis: VOCs	PAI-PCB	Special Instructions/ Conditions of Receipt
FMC IL-SED-12B	7/30/08	1610			X								X	1	1	
FMC IL-SED 12C	7/30/08	1610												1	1	
FMC IL-SED 13B	7/30/08	1650												1	1	
FMC IL-SED 13C	7/30/08	1650												1	1	
FMC IL-SED 9B	7/31/08	1500												1	1	
FMC IL-SED 9C	7/31/08	1500												1	1	
FMC IL-SED 16B	7/31/08	1615												1	1	
FMC IL-SED 16C	7/31/08	1615												1	1	
FMC IL-SED 27A	7/31/08	1430												1	1	
FMC IL-SED 27B	7/31/08	1440												1	1	
FMC IL-SED 27C	7/31/08	1440												1	1	
FMC IL-SED 28A	7/31/08	1525			↓								↓	1	1	

Possible Hazard Identification
☐ Non-Hazard ☐ Flammable ☐ Skin Irritant ☐ Poison B ☐ Unknown

Sample Disposal
☐ Return To Client ☐ Disposal By Lab ☐ Archive For _____ Months (A fee may be assessed if samples are retained longer than 1 month)

Turn Around Time Required
☐ 24 Hours ☐ 48 Hours ☐ 7 Days ☐ 14 Days ☒ 21 Days ☐ Other _____

QC Requirements (Specify)

	Date	Time
1. Relinquished By	7/31/08	1700
2. Relinquished By		
3. Relinquished By		

	Date	Time
1. Received By		
2. Received By		
3. Received By		

Comments

DISTRIBUTION: WHITE - Returned to Client with Report; CANARY - Stays with the Sample; PINK - Field Copy

Chain of Custody Record

Temperature on Receipt _____

Drinking Water? Yes ☐ No ☒

TestAmerica
THE LEADER IN ENVIRONMENTAL TESTING

TAL-4124 (1007)

Client	Project Manager	Date	Chain of Custody Number
Tetra Tech NUS	Eric Samuels	7/31/08	093978
Address	**Telephone Number (Area Code)/Fax Number**	**Lab Number**	**Page** 2 **of** 3
6171 West Park Road Suite E	(770) 453-6965 x232		
City / **State** / **Zip Code**	**Site Contact**	**Lab Contact**	
Stone Mountain / GA / 30087	Tony Apanavage		
Project Name and Location (State)	**Carrier/Waybill Number**		
FMC Prince, IL			
Contract/Purchase Order/Quote No.			

Sample I.D. No. and Description (Containers for each sample may be combined on one line)	Date	Time	Matrix: Air	Aqueous	Sed.	Soil	Containers & Preservatives: Unpres.	H2SO4	HNO3	HCl	NaOH	ZnAc/NaOH	Ice	Analysis: VOCs	Analysis: PCB	Special Instructions/ Conditions of Receipt
FMC - SED-28B	7/31/08	530			X								X	1	1	
FMC - SED-28C	7/31/08	1530												1	1	
FMC - SED-30A	7/31/08	1340												1	1	
FMC - SED-30B	7/31/08	1345												1	1	
FMC - SED-30C	7/31/08	1405												1	1	
FMC - SED-32A	7/31/08	1240												1	1	
FMC - SED-32B	7/31/08	1300												1	1	
FMC - SED-32C	7/31/08	1320												1	1	
FMC - SED-35A	7/31/08	0925												1	1	
FMC - SED-35B	7/31/08	0935												1	1	
FMC - SED-35C	7/31/08	0955												1	1	

Possible Hazard Identification
☐ Non-Hazard ☐ Flammable ☐ Skin Irritant ☐ Poison B ☐ Unknown

Sample Disposal
☐ Return To Client ☐ Disposal By Lab ☐ Archive For _____ Months (A fee may be assessed if samples are retained longer than 1 month)

Turn Around Time Required
☐ 24 Hours ☐ 48 Hours ☐ 7 Days ☐ 14 Days ☒ 21 Days ☐ Other _____

QC Requirements (Specify)

	Date	Time		Date	Time
1. Relinquished By	7/31/08	1700	1. Received By		
2. Relinquished By			2. Received By		
3. Relinquished By			3. Received By		

Comments

DISTRIBUTION: WHITE - Returned to Client with Report; CANARY - Stays with the Sample; PINK - Field Copy

Chain of Custody Record

Temperature on Receipt _____

Drinking Water? Yes ☐ No ☑

TestAmerica
THE LEADER IN ENVIRONMENTAL TESTING

TAL-4124 (1007)

Client	Project Manager	Date	Chain of Custody Number
TetraTech NUS / TTNUS	ERIC SAMUELS	7/30/08	093976
Address	**Telephone Number (Area Code)/Fax Number**	**Lab Number**	**Page 1 of ____**
2171 West Park Court Suite E	770 413 0965 x232		
City / **State** / **Zip Code**	**Site Contact**	**Lab Contact**	
Stone Mountain / GA / 30087	TONY APANAVAGE		
Project Name and Location (State)	**Carrier/Waybill Number**		
FMC Phase III			
Contract/Purchase Order/Quote No.			

Sample I.D. No. and Description (Containers for each sample may be combined on one line)	Date	Time	Matrix: Air	Aqueous	Sed.	Soil	Containers & Preservatives: Unpres.	H2SO4	HNO3	HCl	NaOH	ZnAc/NaOH	TCE	Analysis: VOCs	PAH, PCB	Special Instructions/ Conditions of Receipt
FMC-III-SED-29A	7/29/08	1615			X								X	1	1	
FMC-III-SED-29B	7/29/08	1644												1	1	
FMC-III-SED-29C	7/29/08	1644												1	1	
FMC-III-SED-31A	7/29/08	1613												1	1	
FMC-III-SED-31B	7/29/08	1625												1	1	
FMC-III-SED-31C	7/29/08	1625												1	1	
FMC-III-SED-33A	7/29/08	1718												1	1	
FMC-III-SED-33B	7/29/08	1720												1	1	
FMC-III-SED-33C	7/29/08	1720												1	1	
FMC-III-SED-34A	7/29/08	1411												1	1	
FMC-III-SED-34B	7/29/08	1421												1	1	
FMC-III-SED-34C	7/29/08	1421												1	1	

Possible Hazard Identification
☐ Non-Hazard ☐ Flammable ☐ Skin Irritant ☐ Poison B ☐ Unknown

Sample Disposal
☐ Return To Client ☐ Disposal By Lab ☐ Archive For _____ Months (A fee may be assessed if samples are retained longer than 1 month)

Turn Around Time Required
☐ 24 Hours ☐ 48 Hours ☐ 7 Days ☐ 14 Days ☒ 21 Days ☐ Other _____

QC Requirements (Specify)

	Date	Time		Date	Time
1. Relinquished By	7/30/08	1630	1. Received By	7/30/08	1630
2. Relinquished By			2. Received By		
3. Relinquished By			3. Received By		

Comments

DISTRIBUTION: WHITE - Returned to Client with Report; CANARY - Stays with the Sample; PINK - Field Copy

Chain of Custody Record

Temperature on Receipt _____

Drinking Water? Yes ☐ No ☒

TestAmerica
THE LEADER IN ENVIRONMENTAL TESTING

TAL-4124 (1007)

Client	Project Manager	Date	Chain of Custody Number
TtNUS (Tetra Tech NUS)	Eric Samuels	7/30/08	093974
Address	**Telephone Number (Area Code)/Fax Number**	**Lab Number**	**Page 2 of _____**
2171 West Park Court Suite C	770 4133 0965 x 232		
City / **State** / **Zip Code**	**Site Contact**	**Lab Contact**	
Stone Mountain / GA / 30087	TONY Genovese		
Project Name and Location (State)	**Carrier/Waybill Number**		
FMC Front Tier			
Contract/Purchase Order/Quote No.			

Sample I.D. No. and Description (Containers for each sample may be combined on one line)	Date	Time	Matrix: Air	Aqueous	Sed.	Soil	Containers & Preservatives: Unpres.	H2SO4	HNO3	HCl	NaOH	ZnAc/NaOH	ICE	Analysis: VOCs	PAH, PCB	Special Instructions/ Conditions of Receipt
FMC-III-SED-36A	7/29/08	1138			X								X	1	1	
FMC-III-SED-36B	7/29/08	1150			↓								↓	1	1	
FMC-III-SED-36C	7/29/08	1150												1	1	
FMC-III-SED-15B	7/30/08	1340												1	1	
FMC-III-SED-15C	7/30/08	1340												1	1	
FMC-III-SED-16B	7/30/08	1525												1	1	
FMC-III-SED-16C	7/30/08	1525												1	1	
FMC-III-SED-18B	7/30/08	1205												1	1	
FMC-III-SED-18C	7/30/08	1205												1	1	
FMC-III-SED-19B	7/30/08	1320												1	1	
FMC-III-SED-19C	7/30/08	1320												1	1	
FMC-III-SED-21B	7/30/08	1036			↓								↓	1	1	

Possible Hazard Identification
☐ Non-Hazard ☐ Flammable ☐ Skin Irritant ☐ Poison B ☐ Unknown

Sample Disposal
☐ Return To Client ☐ Disposal By Lab ☐ Archive For _____ Months (A fee may be assessed if samples are retained longer than 1 month)

Turn Around Time Required
☐ 24 Hours ☐ 48 Hours ☐ 7 Days ☐ 14 Days ☒ 21 Days ☐ Other _____

QC Requirements (Specify)

	Relinquished By	Date	Time	Received By	Date	Time
1.	[signature]	7/30/08	1630	[signature]	7/30/08	1630
2.						
3.						

Comments

DISTRIBUTION: WHITE - Returned to Client with Report; CANARY - Stays with the Sample; PINK - Field Copy

Chain of Custody Record

TAL-4124 (1007)

Temperature on Receipt _____

Drinking Water? Yes ☐ No ☒

TestAmerica

THE LEADER IN ENVIRONMENTAL TESTING

Client: Tetra Tech NUS	Project Manager: Eric Samuels	Date: 7.30.08	Chain of Custody Number: 093977
Address: 2111 West Parkway suite E	Telephone Number (Area Code)/Fax Number: (770) 413-0945	Lab Number:	Page 1 of 1
City: Stone Mountain; State: GA; Zip Code: 30087	Site Contact: Tony Apanavage	Lab Contact:	
Project Name and Location (State): FMC Phase II	Carrier/Waybill Number:		
Contract/Purchase Order/Quote No.:			

Analysis (Attach list if more space is needed)

Sample I.D. No. and Description (Containers for each sample may be combined on one line)	Date	Time	Matrix: Air	Aqueous	Sed.	Soil	Containers & Preservatives: Unpres.	H2SO4	HNO3	HCl	NaOH	ZnAc/NaOH	ICE	VOCs	PAH, PCB	Total Metals	Diss Metals	Special Instructions/ Conditions of Receipt
FMC-III-SED-21C	7/30/08	1036			X								X	↓	↓			
FMC-III-SED-22B	7/30/08	1125			↓								↓	↓	↓			
FMC-III-SED-22C	7/30/08	1125			↓								↓	↓	↓			
FMC-III-SW-36	7/29/08	1000		X			X		X	X			X	X	X	X	X	
TB-073008	7/30/08	0800		X						X				X				

7/30/08

Possible Hazard Identification: ☐ Non-Hazard ☐ Flammable ☐ Skin Irritant ☐ Poison B ☐ Unknown

Sample Disposal: ☐ Return To Client ☐ Disposal By Lab ☐ Archive For _____ Months (A fee may be assessed if samples are retained longer than 1 month)

Turn Around Time Required: ☐ 24 Hours ☐ 48 Hours ☐ 7 Days ☐ 14 Days ☒ 21 Days ☐ Other _____

QC Requirements (Specify)

	Date	Time		Date	Time
1. Relinquished By: [signature]	7/30/08	1630	1. Received By: [signature]	7-30/08	1630
2. Relinquished By:			2. Received By:		
3. Relinquished By:			3. Received By:		

Comments

DISTRIBUTION: WHITE - Returned to Client with Report; CANARY - Stays with the Sample; PINK - Field Copy

Chain of Custody Record

Temperature on Receipt _____

Drinking Water? Yes ☐ No ☐

TestAmerica
THE LEADER IN ENVIRONMENTAL TESTING

TAL-4124 (1007)

Client: Tetra Tech NUS	Project Manager: ERIC SAMUELS	Date: 7/31/08	Chain of Custody Number: 093949
Address: 2171 West Park Court Suite	Telephone Number (Area Code)/Fax Number: 770 413 0965 x 232	Lab Number:	Page 3 of 3
City: Stone Mountain / State: GA / Zip Code: 30087	Site Contact: Tony Apanava	Lab Contact:	
Project Name and Location (State): FMC Phase III	Carrier/Waybill Number:		
Contract/Purchase Order/Quote No.			

Sample I.D. No. and Description (Containers for each sample may be combined on one line)	Date	Time	Matrix: Air	Aqueous	Sed.	Soil	Containers & Preservatives: Unpres.	H2SO4	HNO3	HCl	NaOH	ZnAc/ NaOH	Analysis: VOCs	PAH	PCB	Total Metals	Dissolved Metals	Special Instructions/ Conditions of Receipt
FMC-III-SW-27	7/31/08	1315		X			X		X	X			X	X	X	X	X	
FMC-III-SW-32	7/31/08	1042		X			X		X	X			X	X	X	X	X	
FMC-III-SW-30	7/31/08	1125		X			X		X	X			X	X	X	X	X	
FMC-III-SW-28	7/31/08	1435					X		X	X			X	X	X	X	X	
TB-073108	7/31/08	0800		X						X			X					

Possible Hazard Identification
☐ Non-Hazard ☐ Flammable ☐ Skin Irritant ☐ Poison B ☐ Unknown

Sample Disposal
☐ Return To Client ☐ Disposal By Lab ☐ Archive For _____ Months (A fee may be assessed if samples are retained longer than 1 month)

Turn Around Time Required
☐ 24 Hours ☐ 48 Hours ☐ 7 Days ☐ 14 Days ☒ 21 Days ☐ Other _____

QC Requirements (Specify)

1. Relinquished By	Date: 7/31/08	Time: 1700	1. Received By	Date	Time
2. Relinquished By	Date	Time	2. Received By	Date	Time
3. Relinquished By	Date	Time	3. Received By	Date	Time

Comments

DISTRIBUTION: WHITE - Returned to Client with Report; CANARY - Stays with the Sample; PINK - Field Copy

NORMANDEAU ASSOCIATES
ENVIRONMENTAL CONSULTANTS
400 Old Reading Pike, Stowe, PA 19464

rev:6/99

FIELD DATA FORM

Project Name:	**TTNUS-Martin State Airport Frog Mortar Creek Phase III**		**Proj. #: 21472.000**
Site Name:	**Frog Mortar Creek**		**Task #:** —
City:	**Middle River**	**State: MD Zip:**	**Date:** 7/31/08

Field Team Leader(s): **MKM, T. Apanavage (TTNUS)**
Field Team Safety Coordinator: MKM
Field Crew: ASF, SRL, RMK
Arrival/Departure Times: 1300 – 1350
Station ID #: FMC-III-27
Weather: Clear (Cloudy) Rain Other ____
Photos: Y (N) Roll No./Exposure No.: ____
Wind Conditions (Speed/Direction): 0-5 E

FIELD DATA
Water Depth: 38" ~~ft~~
Tide: Ebb (Flood) Low Slack High Slack Other ____
PID: N/A
Redox Potential: N/A pH: N/A Temp.: N/A

SAMPLE #1
Sample ID#: FMC-III-SED-27
Sample Time: 13:20 hrs. Sample Depth: 0-6" ~~ft~~
Sample Collection Method: (Ponar)/Vibracore/Manual
QA/QC Samples: — Field Dup. ID# —
Total # Bottles Filled: 2
MS/MSD ID# — E/B ID# —
Sampling Equipment Deconned or Replaced: (Y) N
Sample Preservation: (Ice) NO_3 H_2SO_4 N/A

SAMPLE #2
Sample ID#: FMC-III-SED-27
Sample Time: 13:35 hrs. Sample Depth: 0-36" ~~ft~~
Sample Collection Method: Ponar/Vibracore/(Manual)
QA/QC Samples: — Field Dup. ID# —
Total # Bottles Filled: 4
MS/MSD ID# — E/B ID# —
Sampling Equipment Deconned or Replaced: (Y) N
Sample Preservation: (Ice) NO_3 H_2SO_4 N/A

DGPS DATA
Operator: RMK
File Name: FMC-III-27
~~Latitude:~~ 14287327.663 N
~~Longitude:~~ 1241875.278 E
PDOP: 2.2
QA Date: —
GPS Serial #: —
Datum: NAD1983 (Y) N Other ____
Proj.: Maryland State Plane-(UTM Zone-18)
Coordinate Units: ~~Lat/Lon~~ US Feet

COMMENTS / NOTES
pd - 36"
CR-22"

FMC-III-SW-27 collected at 13:15 hrs @ 1-0' off bottom.

HIGH O.M.

Preparer's Initial:

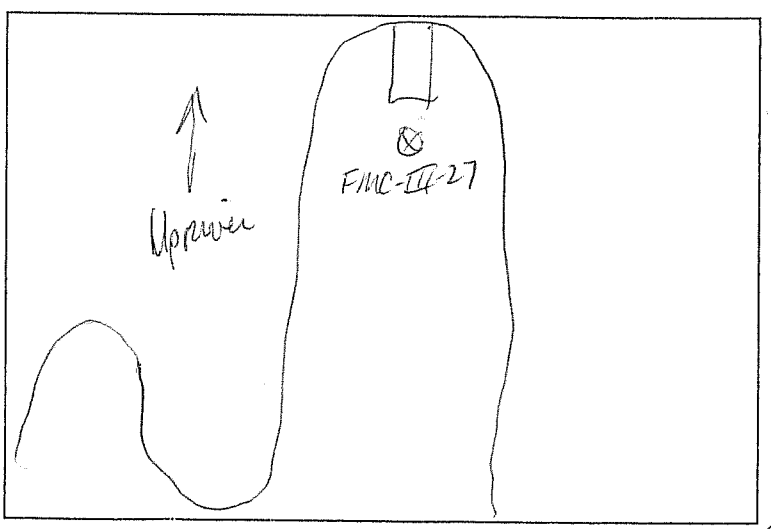

QC

7/31/08 A: 1430 B, C: 1440

PROJECT NUMBER	BORING NUMBER
21472.000	FMC-III-SED-27 SHEET 1 OF 1

Normandeau Soil Boring Log

PROJECT : TTNUS-Martin State Airport Frog Mortar Creek Phase LOCATION : Frog Mortar Creek, Middle River, MD

ELEVATION : N/A DRILLING CONTRACTOR : Normandeau Associates

DRILLING METHOD AND EQUIPMENT USED : PVL Vibracore/Ponar® Sediment Grab/Manually-pushed boring

WATER LEVELS : 3' 2" (38 in) START : 1335 END : 1340 LOGGER : MKM

DEPTH BELOW SURFACE (FT)	INTERVAL (FT)	RECOVERY (FT)	#/TYPE	STANDARD PENETRATION TEST RESULTS 6"-6"-6"-6" (N)	CORE DESCRIPTION: SOIL NAME, USCS GROUP SYMBOL, COLOR, MOISTURE CONTENT, RELATIVE DENSITY OR CONSISTENCY, SOIL STRUCTURE, MINERALOGY.	COMMENTS: DEPTH OF CASING, DRILLING RATE, DRILLING FLUID LOSS, TESTS, AND INSTRUMENTATION.
0		20"			Strong organic (sulfur) odor	0 to 1': FMC-III-SED 27B 2 Jars @ 1440
		1'8"			SW-SM: fine-med grains of sand + silt in core	
					Color black: 1/2.5/N	
					Woody debris (peat) in top foot	
					top 3" mostly woody debris + silt	
1					☆ small sheen noticed on top of the Ponar grab 'A' sample	1' to 1'8": FMC-III-SED27C 2 Jars @ 1440
8"						
2					2	

NAI-Boring Log Form-6/05

QC
AT

NORMANDEAU ASSOCIATES
ENVIRONMENTAL CONSULTANTS
400 Old Reading Pike, Stowe, PA 19464

rev:6/99

FIELD DATA FORM

Page 1 of 1

Project Name:	**TTNUS-Martin State Airport Frog Mortar Creek Phase III**		**Proj. #: 21472.000**
Site Name:	**Frog Mortar Creek**		**Task #:** —
City:	**Middle River**	**State: MD Zip:**	**Date:** 7/31/08

Field Team Leader(s): **MKM, T. Apanavage (TTNUS)**
Field Team Safety Coordinator: MKM
Field Crew: ASF, SRL, RMK
Arrival/Departure Times: 1445 – 1500
Station ID #: FMC-III-28
Weather: Clear (Cloudy) Rain Other ____
Photos: Y (N) Roll No./Exposure No.: ____
Wind Conditions (Speed/Direction): 0-5 E

FIELD DATA

Water Depth: 43" ~~ft~~
Tide: Ebb (Flood) Low Slack High Slack Other ____
PID: N/A
Redox Potential: N/A
pH: N/A
Temp.: N/A

SAMPLE #1

Sample ID#: FMC-III-SED-28
Sample Time: 1440 hrs.
Sample Depth: 0-6" ~~ft~~
Sample Collection Method: (Ponar)/Vibracore/Manual
QA/QC Samples: ____
Field Dup. ID# ____
Total # Bottles Filled: 2
MS/MSD ID# ____
E/B ID# ____
Sampling Equipment Deconned or Replaced: (Y) N
Sample Preservation: (Ice) NO_3 H_2SO_4 N/A

SAMPLE #2

Sample ID#: FMC-III-SED-28
Sample Time: 1455 hrs.
Sample Depth: 0-~~32~~" ~~ft~~
Sample Collection Method: (Ponar)/Vibracore/Manual
QA/QC Samples: ____
Field Dup. ID# ____
Total # Bottles Filled: 4
MS/MSD ID# ____
E/B ID# ____
Sampling Equipment Deconned or Replaced: (Y) N
Sample Preservation: (Ice) NO_3 H_2SO_4 N/A

DGPS DATA

Operator: RMK
File Name: FMC-III-28
~~Latitude~~: 14286787.150 N
~~Longitude~~: 1241788.854 E
PDOP: 2.3
QA Date: ____
GPS Serial #: ____
Datum: NAD1983 (Y) N Other ____
Proj.: Maryland State Plane- (UTM Zone-18)
Coordinate Units: ~~Lat/Lon~~ US FEET

COMMENTS / NOTES

pd - 32"
CR - 22"

FMC-III-SW-28 collected @ 1435 hrs @ 1.0' from bottom.

Preparer's Initial:

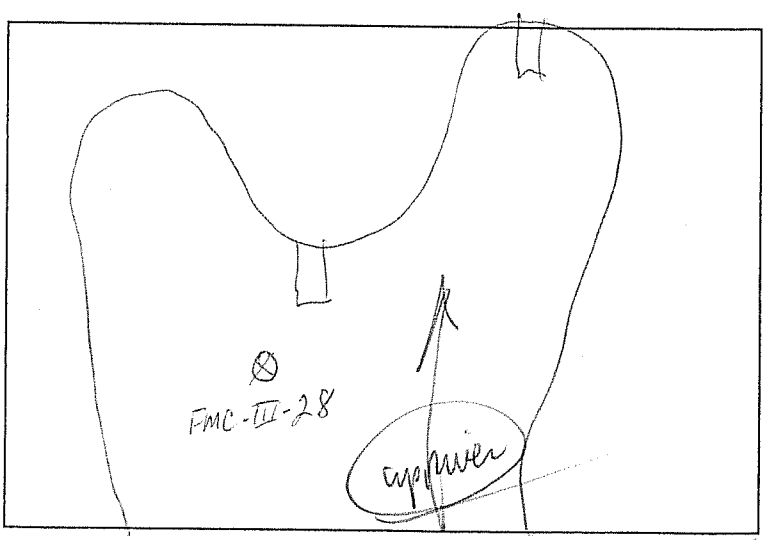

QC

7/31/08 A: 1525 B,C: 1530

PROJECT NUMBER	BORING NUMBER
21472.000	FMC-III-SED-28 SHEET 1 OF 1

Normandeau Soil Boring Log

PROJECT : TTNUS-Martin State Airport Frog Mortar Creek Phase LOCATION : Frog Mortar Creek, Middle River, MD

ELEVATION : N/A DRILLING CONTRACTOR : Normandeau Associates

DRILLING METHOD AND EQUIPMENT USED : PVL Vibracore/Ponar® Sediment Grab/Manually-pushed boring

WATER LEVELS : 3'7" 43" START : 1455 END : 1500 LOGGER : MKM

DEPTH BELOW SURFACE (FT)	INTERVAL (FT)	RECOVERY (FT)	#/TYPE	STANDARD PENETRATION TEST RESULTS 6"-6"-6"-6" (N)	CORE DESCRIPTION: SOIL NAME, USCS GROUP SYMBOL, COLOR, MOISTURE CONTENT, RELATIVE DENSITY OR CONSISTENCY, SOIL STRUCTURE, MINERALOGY.	COMMENTS: DEPTH OF CASING, DRILLING RATE, DRILLING FLUID LOSS, TESTS, AND INSTRUMENTATION.
0		21in 1' 9"			Homogeneous Lean Clay with fine grained sands (CL)	0 to 1: FMC-III-SED-28B 2 Jars @ 1530
					Slight sulfurodor	
					trace roots	
					Color 1/3/10Y	
					soft	
1						1 to 1'9": FMC-III-SED-28C 2 Jars @ 1530
9"						
2						

NORMANDEAU ASSOCIATES
ENVIRONMENTAL CONSULTANTS
400 Old Reading Pike, Stowe, PA 19464

rev:6/99

FIELD DATA FORM

Project Name:	**TTNUS-Martin State Airport Frog Mortar Creek Phase III**	**Proj. #: 21472.000**
Site Name:	**Frog Mortar Creek**	**Task #:**
City:	**Middle River** **State: MD** **Zip:**	**Date: 7/29/08**

Field Team Leader(s): **MKM, T. Apanavage (TTNUS)**
Field Team Safety Coordinator: MKM
Field Crew: ASF, SRL, RMK
Arrival/Departure Times: 14:50 – 15:35
Station ID #: FMC-III-29
Weather: (Clear) Cloudy Rain Other
Photos: Y (N) Roll No./Exposure No.:
Wind Conditions (Speed/Direction): BMPH - E

FIELD DATA

Water Depth: 3.2 ft. Tide: Ebb (Flood) Low Slack High Slack Other
PID: N/A Redox Potential: N/A pH: N/A Temp.: N/A

SAMPLE #1

Sample ID#: FMC-III-SED-29
Sample Time: 15:00 hrs. Sample Depth: 0-6" ~~ft.~~
Sample Collection Method: Ponar/Vibracore/(Manual)
QA/QC Samples: Field Dup. ID#
Total # Bottles Filled: 2
MS/MSD ID# E/B ID#
Sampling Equipment Deconned or Replaced: (Y) N
Sample Preservation: (Ice) NO_3 H_2SO_4 N/A

SAMPLE #2

Sample ID#: FMC-III-SED-29
Sample Time: 15:20 hrs. Sample Depth: 0-3.0 ft.
Sample Collection Method: Ponar/(Vibracore)/Manual
QA/QC Samples: Field Dup. ID#
Total # Bottles Filled: 4
MS/MSD ID# E/B ID#
Sampling Equipment Deconned or Replaced: (Y) N
Sample Preservation: (Ice) NO_3 H_2SO_4 N/A

DGPS DATA

Operator: RMK
File Name: FMC-III-29
~~Latitude~~: 14286332.217N
~~Longitude~~: 1241907.944E
PDOP: 3.3
QA Date:
GPS Serial #:
Datum: NAD1983 (Y) N Other
Proj.: Maryland State Plane-(UTM Zone-18)
Coordinate Units: ~~Lat/Lon~~ US. FT.

COMMENTS / NOTES

Pd - 3.0
CR - 25"

1ST ATTEMPT ON CORING - MANUAL
PUSH - 15" RECOVERY - RESAMPLED
W/ VC

Preparer's Initial:

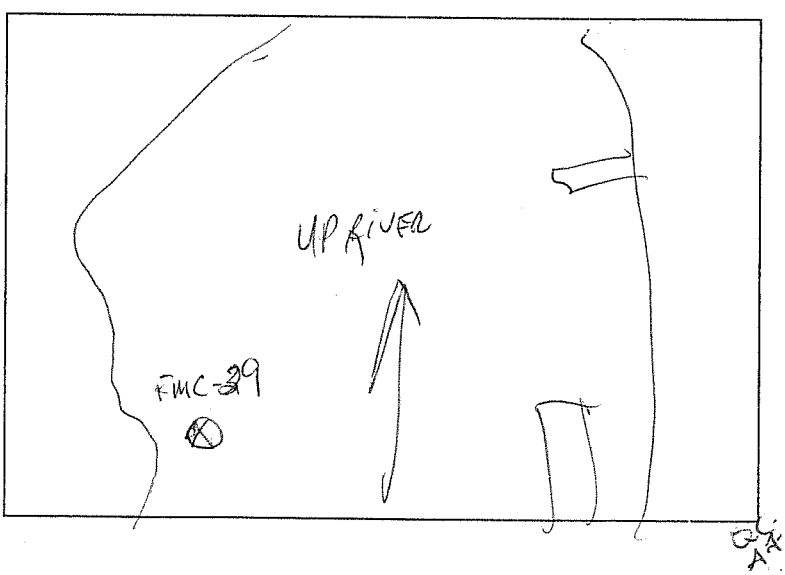

7/29/08 1615 1644

PROJECT NUMBER	BORING NUMBER
21472.000	Frnc-III-SED-29 SHEET 1 OF 1

Normandeau Soil Boring Log

PROJECT : TTNUS-Martin State Airport Frog Mortar Creek Phase LOCATION : Frog Mortar Creek, Middle River, MD

ELEVATION : N/A DRILLING CONTRACTOR : Normandeau Associates

DRILLING METHOD AND EQUIPMENT USED : PVL Vibracore/Ponar® Sediment Grab/Manually-pushed boring

WATER LEVELS : 3.2 ft START : 1520 END : 1525 LOGGER : MKM

DEPTH BELOW SURFACE (FT)	INTERVAL (FT)	RECOVERY (FT)	#/TYPE	STANDARD PENETRATION TEST RESULTS 6"-6"-6"-6" (N)	CORE DESCRIPTION: SOIL NAME, USCS GROUP SYMBOL, COLOR, MOISTURE CONTENT, RELATIVE DENSITY OR CONSISTENCY, SOIL STRUCTURE, MINERALOGY.	COMMENTS: DEPTH OF CASING, DRILLING RATE, DRILLING FLUID LOSS, TESTS, AND INSTRUMENTATION.
0	0 to 1	full 2 ft			top 1 inch is Silt w/ sand ML 1/4/104 very wet in organic staining + odor, streaks in top 8 inches	0 to 1 Frnc. III. SED-29 B (2 Jars) 1644
1 in	1 to 8				heterogeneous, 1 to 24 in	
					Color 1/6/104	
7 in					SW-SM → well graded sand w/ silt	
					wet	
8 inches						
1					whole Sample has organic smell (sulfur smell)	1 to 2 Frnc: III. SED. 29C (2 Jars) 1644
2						2

NAI-Boring Log Form-6/05

APPENDIX D –PHASE I DATA TABLES

APPENDIX D –PHASE I DATA TABLES

TABLE
ANALYTICAL RESULTS FOR GROUNDWATER FROG MORTAR CREEK PHASE I INVESTIGATION
MARTIN STATE AIRPORT
LOCKHEED MARTIN
MIDDLE RIVER, MARYLAND

SAMPLE ID:	FMC-PW-EWB	FMC-PW-T2-5	FMC-PW-T2-6	FMC-PW-T2-7	FMC-PW-T2-8	FMC-PW-T4-13	FMC-PW-T4-14
LABORATORY ID:	9677906001	9677907004	9677907002	9677907006	9677907003	9677906003	9677906002
SAMPLE DATE:	3/8/2007	3/9/2007	3/9/2007	3/9/2007	3/9/2007	3/8/2007	3/8/2007
VOLATILES (ug/l)							
1,1,1,2-TETRACHLOROETHANE	1 U	1 U	1 U	1 U	1 U	1 U	1 U
1,1,1-TRICHLOROETHANE	1 U	1 U	1 U	1 U	1 U	1 U	1 U
1,1,2,2-TETRACHLOROETHANE	1 U	1 U	1 U	1 U	1 U	1 U	1 U
1,1,2-TRICHLOROTRIFLUOROETHANE	1 U	1 U	1 U	1 U	1 U	1 U	1 U
1,1-DICHLOROETHANE	1 U	1 U	1 U	1 U	1 U	1 U	1 U
1,1-DICHLOROETHENE	1 U	1 U	1 U	1 U	1 U	1 U	1 U
1,1-DICHLOROPROPENE	1 U	1 U	1 U	1 U	1 U	1 U	1 U
1,2,3-TRICHLOROBENZENE	2 U	2 U	2 U	2 U	2 U	2 U	2 U
1,2,3-TRICHLOROPROPANE	2 U	2 U	2 U	2 U	2 U	2 U	2 U
1,2,4-TRICHLOROBENZENE	2 U	2 U	2 U	2 U	2 U	2 U	2 U
1,2,4-TRIMETHYLBENZENE	1 U	1 U	1 U	1 U	1 U	1 U	1 U
1,2-DIBROMO-3-CHLOROPROPANE	7 U	7 U	7 U	7 U	7 U	7 U	7 U
1,2-DIBROMOETHANE	1 U	1 U	1 U	1 U	1 U	1 U	1 U
1,2-DICHLOROBENZENE	1 U	1 U	1 U	1 U	1 U	1 U	1 U
1,2-DICHLOROETHANE	1 U	1 U	1 U	1 U	1 U	1 U	1 U
1,2-DICHLOROPROPANE	1 U	1 U	1 U	1 U	1 U	1 U	1 U
1,3,5-TRIMETHYLBENZENE	1 U	1 U	1 U	1 U	1 U	1 U	1 U
1,3-DICHLOROBENZENE	1 U	1 U	1 U	1 U	1 U	1 U	1 U
1,3-DICHLOROPROPANE	1 U	1 U	1 U	1 U	1 U	1 U	1 U
1,4-DICHLOROBENZENE	1 U	1 U	1 U	1 U	1 U	1 U	1 U
1,4-DIOXANE	320 UR	320 UR	320 UR	320 UR	320 UR	320 UR	320 UR
1-CHLOROHEXANE	1 U	1 U	1 U	1 U	1 U	1 U	1 U

TABLE
ANALYTICAL RESULTS FOR GROUNDWATER FROG MORTAR CREEK PHASE I INVESTIGATION
MARTIN STATE AIRPORT
LOCKHEED MARTIN
MIDDLE RIVER, MARYLAND

SAMPLE ID:	FMC-PW-EWB	FMC-PW-T2-5	FMC-PW-T2-6	FMC-PW-T2-7	FMC-PW-T2-8	FMC-PW-T4-13	FMC-PW-T4-14
LABORATORY ID:	9677906001	9677907004	9677907002	9677907006	9677907003	9677906003	9677906002
SAMPLE DATE:	3/8/2007	3/9/2007	3/9/2007	3/9/2007	3/9/2007	3/8/2007	3/8/2007
2,2-DICHLOROPROPANE	1 U	1 U	1 U	1 U	1 U	1 U	1 U
2-BUTANONE	11.2 L	10 UR	10 UR	10 UR	10 UR	10 UR	10 UR
2-CHLOROETHYL VINYL ETHER	3 U	3 U	3 U	3 U	3 U	3 U	3 U
2-CHLOROTOLUENE	1 U	1 U	1 U	1 U	1 U	1 U	1 U
2-HEXANONE	5 U	5 U	5 U	5 U	5 U	5 U	5 U
2-NITROPROPANE	5 U	5 U	5 U	5 U	5 U	5 U	5 U
3-CHLOROPROPENE	1 U	1 U	1 U	1 U	1 U	1 U	1 U
4-CHLOROTOLUENE	1 U	1 U	1 U	1 U	1 U	1 U	1 U
4-ISOPROPYLTOLUENE	1 U	1 U	1 U	1 U	1 U	1 U	1 U
4-METHYL-2-PENTANONE	5 U	5 U	5 U	5 U	5 U	5 U	5 U
ACETONE	10 UR	6.3 L	14.5 L	7.5 L	10 UR	11.2 L	10.3 L
ACETONITRILE	20 UR	20 UR	20 UR	20 UR	20 UR	20 UR	20 UR
ACROLEIN	25 UR	25 UR	25 UR	25 UR	25 UR	25 UR	25 UR
ACRYLONITRILE	5 U	5 U	5 U	5 U	5 U	5 U	5 U
BENZENE	1 U	1 U	1 U	1 U	1 U	1 U	1 U
BENZYL CHLORIDE	1 U	1 U	1 U	1 U	1 U	1 U	1 U
BROMOBENZENE	1 U	1 U	1 U	1 U	1 U	1 U	1 U
BROMOCHLOROMETHANE	1 U	1 U	1 U	1 U	1 U	1 U	1 U
BROMODICHLOROMETHANE	2.2	1 U	1 U	1 U	1 U	1 U	1 U
BROMOFORM	2.2	1 U	1 U	1 U	1 U	1 U	1 U
BROMOMETHANE	1 U	1 U	1 U	1 U	1 U	1 U	1 U
CARBON DISULFIDE	1 U	1 U	1 U	1 U	1 U	1 U	1 U
CARBON TETRACHLORIDE	1 U	1 U	1 U	1 U	1 U	1 U	1 U

TABLE
ANALYTICAL RESULTS FOR GROUNDWATER FROG MORTAR CREEK PHASE I INVESTIGATION
MARTIN STATE AIRPORT
LOCKHEED MARTIN
MIDDLE RIVER, MARYLAND

SAMPLE ID:	FMC-PW-EWB	FMC-PW-T2-5	FMC-PW-T2-6	FMC-PW-T2-7	FMC-PW-T2-8	FMC-PW-T4-13	FMC-PW-T4-14
LABORATORY ID:	9677906001	9677907004	9677907002	9677907006	9677907003	9677906003	9677906002
SAMPLE DATE:	3/8/2007	3/9/2007	3/9/2007	3/9/2007	3/9/2007	3/8/2007	3/8/2007
CHLOROBENZENE	1 U	1 U	1 U	1 U	1 U	1 U	1 U
CHLORODIBROMOMETHANE	1.6	1 U	1 U	1 U	1 U	1 U	1 U
CHLOROETHANE	1 U	1 U	1 U	1 U	1 U	1 U	1 U
CHLOROFORM	2.2	1 U	1 U	1 U	1 U	1 U	1 U
CHLOROMETHANE	1 U	1 U	1 U	1 U	1 U	1 U	1 U
CHLOROPRENE	1 U	1 U	1 U	1 U	1 U	1 U	1 U
CIS-1,2-DICHLOROETHENE	1 U	1 U	1 U	1 U	0.77 J	1 U	1 U
CIS-1,3-DICHLOROPROPENE	1 U	1 U	1 U	1 U	1 U	1 U	1 U
CYCLOHEXANE	1 U	1 U	1 U	1 U	1 U	1 U	1 U
DIBROMOMETHANE	1 U	1 U	1 U	1 U	1 U	1 U	1 U
DICHLORODIFLUOROMETHANE	1 U	1 U	1 U	1 U	1 U	1 U	1 U
DIETHYL ETHER	1 U	1 U	1 U	1 U	1 U	1 U	1 U
DIISOBUTYLENE	1 U	1 U	1 U	1 U	1 U	1 U	1 U
DIISOPROPYL ETHER	1 U	1 U	1 U	1 U	1 U	1 U	1 U
ETHYL ACETATE	2 U	2 U	2 U	2 U	2 U	2 U	2 U
ETHYL METHACRYLATE	1 U	1 U	1 U	1 U	1 U	1 U	1 U
ETHYL TERT-BUTYL ETHER	1 U	1 U	1 U	1 U	1 U	1 U	1 U
ETHYLBENZENE	1 U	1 U	1 U	1 U	1 U	1 U	1 U
HEXACHLOROBUTADIENE	5 U	5 U	5 U	5 U	5 U	5 U	5 U
HEXACHLOROETHANE	1 U	1 U	1 U	1 U	1 U	1 U	1 U
HEXANE	1 U	1 U	1 U	1 U	1 U	1 U	1 U
ISOBUTANOL	75 UR	75 UR	75 UR	75 UR	75 UR	75 UR	75 UR
ISOPROPANOL	25 UR	25 UR	25 UR	25 UR	25 UR	25 UR	25 UR

TABLE
ANALYTICAL RESULTS FOR GROUNDWATER FROG MORTAR CREEK PHASE I INVESTIGATION
MARTIN STATE AIRPORT
LOCKHEED MARTIN
MIDDLE RIVER, MARYLAND

SAMPLE ID:	FMC-PW-EWB	FMC-PW-T2-5	FMC-PW-T2-6	FMC-PW-T2-7	FMC-PW-T2-8	FMC-PW-T4-13	FMC-PW-T4-14
LABORATORY ID:	9677906001	9677907004	9677907002	9677907006	9677907003	9677906003	9677906002
SAMPLE DATE:	3/8/2007	3/9/2007	3/9/2007	3/9/2007	3/9/2007	3/8/2007	3/8/2007
ISOPROPYLBENZENE	1 U	1 U	1 U	1 U	1 U	1 U	1 U
M+P-XYLENES	2 U	2 U	2 U	2 U	2 U	2 U	2 U
METHACRYLONITRILE	2 U	2 U	2 U	2 U	2 U	2 U	2 U
METHYL ACETATE	2 U	2 U	2 U	2 U	2 U	2 U	2 U
METHYL CYCLOHEXANE	1 U	1 U	1 U	1 U	1 U	1 U	1 U
METHYL IODIDE	1 U	1 U	1 U	1 U	1 U	1 U	1 U
METHYL METHACRYLATE	3 U	3 U	3 U	3 U	3 U	3 U	3 U
METHYL TERT-BUTYL ETHER	1 U	1.3	0.35 J	0.77 J	1 U	0.85 J	0.86 J
METHYLENE CHLORIDE	1 U	1 U	1 U	1 U	1 U	1 U	1 U
NAPHTHALENE	2 U	2 U	2 U	2 U	2 U	2 U	2 U
N-BUTYLBENZENE	1 U	1 U	1 U	1 U	1 U	1 U	1 U
N-HEPTANE	1 U	1 U	1 U	1 U	1 U	1 U	1 U
NITROBENZENE	100 U	100 U	100 U	100 U	100 U	100 U	100 U
N-PROPANOL	600 U	600 U	600 U	600 U	600 U	600 U	600 U
N-PROPYLBENZENE	1 U	1 U	1 U	1 U	1 U	1 U	1 U
OCTANE	3 U	3 U	3 U	3 U	3 U	3 U	3 U
O-XYLENE	1 U	1 U	1 U	1 U	1 U	1 U	1 U
PENTANE	2 U	2 U	2 U	2 U	2 U	2 U	2 U
PROPIONITRILE	10 UR	10 UR	10 UR	10 UR	10 UR	10 UR	10 UR
SEC-BUTYLBENZENE	2 U	2 U	2 U	2 U	2 U	2 U	2 U
STYRENE	1 U	1 U	1 U	1 U	1 U	1 U	1 U
TERT-AMYL METHYL ETHER	2 U	2 U	2 U	2 U	2 U	2 U	2 U
TERT-BUTYLBENZENE	2 U	2 U	2 U	2 U	2 U	2 U	2 U

TABLE
ANALYTICAL RESULTS FOR GROUNDWATER FROG MORTAR CREEK PHASE I INVESTIGATION
MARTIN STATE AIRPORT
LOCKHEED MARTIN
MIDDLE RIVER, MARYLAND

SAMPLE ID:	FMC-PW-EWB	FMC-PW-T2-5	FMC-PW-T2-6	FMC-PW-T2-7	FMC-PW-T2-8	FMC-PW-T4-13	FMC-PW-T4-14
LABORATORY ID:	9677906001	9677907004	9677907002	9677907006	9677907003	9677906003	9677906002
SAMPLE DATE:	3/8/2007	3/9/2007	3/9/2007	3/9/2007	3/9/2007	3/8/2007	3/8/2007
TERTIARY-BUTYL ALCOHOL	10 UR	10 UR	10 UR	10 UR	10 UR	10 UR	10 UR
TETRACHLOROETHENE	1 U	1 U	1 U	1 U	1 U	1 U	1 U
TETRAHYDROFURAN	5	5 U	5 U	5 U	5 U	5 U	5 U
TOLUENE	1 U	1 U	1 U	1 U	1 U	1 U	1 U
TOTAL 1,2-DICHLOROETHENE	2 U	2 U	2 U	2 U	0.77 J	2 U	2 U
TOTAL XYLENES	3 U	3 U	3 U	3 U	3 U	3 U	3 U
TRANS-1,2-DICHLOROETHENE	1 U	1 U	1 U	1 U	1 U	1 U	1 U
TRANS-1,3-DICHLOROPROPENE	1 U	1 U	1 U	1 U	1 U	1 U	1 U
TRANS-1,4-DICHLORO-2-BUTENE	2 U	2 U	2 U	2 U	2 U	2 U	2 U
TRICHLOROETHENE	1 U	1 U	0.36 J	1 U	0.39 J	1 U	1 U
TRICHLOROFLUOROMETHANE	1 U	1 U	1 U	1 U	1 U	1 U	1 U
VINYL ACETATE	5 U	5 U	5 U	5 U	5 U	5 U	5 U
VINYL CHLORIDE	1 U	1 U	1 U	1 U	1 U	1 U	1 U

TABLE
ANALYTICAL RESULTS FOR GROUNDWATER FROG MORTAR CREEK PHASE I INVESTIGATION
MARTIN STATE AIRPORT
LOCKHEED MARTIN
MIDDLE RIVER, MARYLAND

SAMPLE ID:	FMC-PW-T4-15	FMC-PW-T4-16	FMC-PW-T6-21	TB
LABORATORY ID:	9677907005	9677906004	9677907001	9677907007
SAMPLE DATE:	3/9/2007	3/8/2007	3/9/2007	3/13/2007
VOLATILES (ug/l)				
1,1,1,2-TETRACHLOROETHANE	1 U	1 U	1 U	1 U
1,1,1-TRICHLOROETHANE	1 U	1 U	1 U	1 U
1,1,2,2-TETRACHLOROETHANE	1 U	1 U	1 U	1 U
1,1,2-TRICHLOROTRIFLUOROETHANE	1 U	1 U	1 U	1 U
1,1-DICHLOROETHANE	1 U	1 U	1 U	1 U
1,1-DICHLOROETHENE	1 U	1 U	0.72 J	1 U
1,1-DICHLOROPROPENE	1 U	1 U	1 U	1 U
1,2,3-TRICHLOROBENZENE	2 U	2 U	2 U	2 U
1,2,3-TRICHLOROPROPANE	2 U	2 U	2 U	2 U
1,2,4-TRICHLOROBENZENE	2 U	2 U	2 U	2 U
1,2,4-TRIMETHYLBENZENE	1 U	1 U	1 U	1 U
1,2-DIBROMO-3-CHLOROPROPANE	7 U	7 U	7 U	7 U
1,2-DIBROMOETHANE	1 U	1 U	1 U	1 U
1,2-DICHLOROBENZENE	1 U	1 U	1 U	1 U
1,2-DICHLOROETHANE	1 U	1 U	0.47 J	1 U
1,2-DICHLOROPROPANE	1 U	1 U	1 U	1 U
1,3,5-TRIMETHYLBENZENE	1 U	1 U	1 U	1 U
1,3-DICHLOROBENZENE	1 U	1 U	1 U	1 U
1,3-DICHLOROPROPANE	1 U	1 U	1 U	1 U
1,4-DICHLOROBENZENE	1 U	1 U	1 U	1 U
1,4-DIOXANE	320 UR	320 UR	320 UR	320 UR
1-CHLOROHEXANE	1 U	1 U	1 U	1 U

TABLE
ANALYTICAL RESULTS FOR GROUNDWATER FROG MORTAR CREEK PHASE I INVESTIGATION
MARTIN STATE AIRPORT
LOCKHEED MARTIN
MIDDLE RIVER, MARYLAND

SAMPLE ID:	FMC-PW-T4-15	FMC-PW-T4-16	FMC-PW-T6-21	TB
LABORATORY ID:	9677907005	9677906004	9677907001	9677907007
SAMPLE DATE:	3/9/2007	3/8/2007	3/9/2007	3/13/2007
2,2-DICHLOROPROPANE	1 U	1 U	1 U	1 U
2-BUTANONE	10 UR	10 UR	10 UR	10 UR
2-CHLOROETHYL VINYL ETHER	3 U	3 U	3 U	3 U
2-CHLOROTOLUENE	1 U	1 U	1 U	1 U
2-HEXANONE	5 U	5 U	5 U	5 U
2-NITROPROPANE	5 U	5 U	5 U	5 U
3-CHLOROPROPENE	1 U	1 U	1 U	1 U
4-CHLOROTOLUENE	1 U	1 U	1 U	1 U
4-ISOPROPYLTOLUENE	1 U	1 U	1 U	1 U
4-METHYL-2-PENTANONE	5 U	5 U	5 U	5 U
ACETONE	10.5 L	7.3 L	10 UR	10 UR
ACETONITRILE	20 UR	20 UR	20 UR	20 UR
ACROLEIN	25 UR	25 UR	25 UR	25 UR
ACRYLONITRILE	5 U	5 U	5 U	5 U
BENZENE	1 U	1 U	1 U	1 U
BENZYL CHLORIDE	1 U	1 U	1 U	1 U
BROMOBENZENE	1 U	1 U	1 U	1 U
BROMOCHLOROMETHANE	1 U	1 U	1 U	1 U
BROMODICHLOROMETHANE	1 U	1 U	1 U	1 U
BROMOFORM	1 U	1 U	1 U	1 U
BROMOMETHANE	1 U	1 U	1 U	1 U
CARBON DISULFIDE	1 U	1 U	1 U	1 U
CARBON TETRACHLORIDE	1 U	1 U	1 U	1 U

TABLE
ANALYTICAL RESULTS FOR GROUNDWATER FROG MORTAR CREEK PHASE I INVESTIGATION
MARTIN STATE AIRPORT
LOCKHEED MARTIN
MIDDLE RIVER, MARYLAND

SAMPLE ID:	FMC-PW-T4-15	FMC-PW-T4-16	FMC-PW-T6-21	TB
LABORATORY ID:	9677907005	9677906004	9677907001	9677907007
SAMPLE DATE:	3/9/2007	3/8/2007	3/9/2007	3/13/2007
CHLOROBENZENE	1 U	1 U	1 U	1 U
CHLORODIBROMOMETHANE	1 U	1 U	1 U	1 U
CHLOROETHANE	1 U	1 U	1 U	1 U
CHLOROFORM	1 U	1 U	1 U	1 U
CHLOROMETHANE	1 U	1 U	1 U	1 U
CHLOROPRENE	1 U	1 U	1 U	1 U
CIS-1,2-DICHLOROETHENE	1 U	1 U	28.7	1 U
CIS-1,3-DICHLOROPROPENE	1 U	1 U	1 U	1 U
CYCLOHEXANE	1 U	1 U	1 U	1 U
DIBROMOMETHANE	1 U	1 U	1 U	1 U
DICHLORODIFLUOROMETHANE	1 U	1 U	1 U	1 U
DIETHYL ETHER	1 U	1 U	1 U	1 U
DIISOBUTYLENE	1 U	1 U	1 U	1 U
DIISOPROPYL ETHER	1 U	1 U	1 U	1 U
ETHYL ACETATE	2 U	2 U	2 U	2 U
ETHYL METHACRYLATE	1 U	1 U	1 U	1 U
ETHYL TERT-BUTYL ETHER	1 U	1 U	1 U	1 U
ETHYLBENZENE	1 U	1 U	1 U	1 U
HEXACHLOROBUTADIENE	5 U	5 U	5 U	5 U
HEXACHLOROETHANE	1 U	1 U	1 U	1 U
HEXANE	1 U	1 U	1 U	1 U
ISOBUTANOL	75 UR	75 UR	75 UR	75 UR
ISOPROPANOL	25 UR	25 UR	25 UR	25 UR

TABLE
ANALYTICAL RESULTS FOR GROUNDWATER FROG MORTAR CREEK PHASE I INVESTIGATION
MARTIN STATE AIRPORT
LOCKHEED MARTIN
MIDDLE RIVER, MARYLAND

SAMPLE ID:	FMC-PW-T4-15	FMC-PW-T4-16	FMC-PW-T6-21	TB
LABORATORY ID:	9677907005	9677906004	9677907001	9677907007
SAMPLE DATE:	3/9/2007	3/8/2007	3/9/2007	3/13/2007
ISOPROPYLBENZENE	1 U	1 U	1 U	1 U
M+P-XYLENES	2 U	2 U	2 U	2 U
METHACRYLONITRILE	2 U	2 U	2 U	2 U
METHYL ACETATE	2 U	2 U	2 U	2 U
METHYL CYCLOHEXANE	1 U	1 U	1 U	1 U
METHYL IODIDE	1 U	1 U	1 U	1 U
METHYL METHACRYLATE	3 U	3 U	3 U	3 U
METHYL TERT-BUTYL ETHER	0.96 J	1.1	1 U	1 U
METHYLENE CHLORIDE	1 U	1 U	0.32 J	1 U
NAPHTHALENE	2 U	2 U	2 U	2 U
N-BUTYLBENZENE	1 U	1 U	1 U	1 U
N-HEPTANE	1 U	1 U	1 U	1 U
NITROBENZENE	100 U	100 U	100 U	100 U
N-PROPANOL	600 U	600 U	600 U	600 U
N-PROPYLBENZENE	1 U	1 U	1 U	1 U
OCTANE	3 U	3 U	3 U	3 U
O-XYLENE	1 U	1 U	1 U	1 U
PENTANE	2 U	2 U	2 U	2 U
PROPIONITRILE	10 UR	10 UR	10 UR	10 UR
SEC-BUTYLBENZENE	2 U	2 U	2 U	2 U
STYRENE	1 U	1 U	1 U	1 U
TERT-AMYL METHYL ETHER	2 U	2 U	2 U	2 U
TERT-BUTYLBENZENE	2 U	2 U	2 U	2 U

TABLE
ANALYTICAL RESULTS FOR GROUNDWATER FROG MORTAR CREEK PHASE I INVESTIGATION
MARTIN STATE AIRPORT
LOCKHEED MARTIN
MIDDLE RIVER, MARYLAND

SAMPLE ID:	FMC-PW-T4-15	FMC-PW-T4-16	FMC-PW-T6-21	TB
LABORATORY ID:	9677907005	9677906004	9677907001	9677907007
SAMPLE DATE:	3/9/2007	3/8/2007	3/9/2007	3/13/2007
TERTIARY-BUTYL ALCOHOL	10 UR	10 UR	10 UR	10 UR
TETRACHLOROETHENE	1 U	1 U	0.62 J	1 U
TETRAHYDROFURAN	5 U	5 U	5 U	5 U
TOLUENE	1 U	1 U	1 U	1 U
TOTAL 1,2-DICHLOROETHENE	2 U	2 U	29.5	2 U
TOTAL XYLENES	3 U	3 U	3 U	3 U
TRANS-1,2-DICHLOROETHENE	1 U	1 U	0.76 J	1 U
TRANS-1,3-DICHLOROPROPENE	1 U	1 U	1 U	1 U
TRANS-1,4-DICHLORO-2-BUTENE	2 U	2 U	2 U	2 U
TRICHLOROETHENE	1 U	1 U	174	1 U
TRICHLOROFLUOROMETHANE	1 U	1 U	0.37 J	1 U
VINYL ACETATE	5 U	5 U	5 U	5 U
VINYL CHLORIDE	1 U	1 U	0.87 J	1 U

ug/l - micrograms per liter.

J - Positive result is considered estimated as a result of technical noncompliance.

L - Positive result is considered biased low as a result of technical noncompliance.

U - Not detected at listed detection limit.

UR - Result is rejected as a result of technical noncompliance.

APPENDIX E – PHASE I DATA VALIDATION REPORT

Tetra Tech NUS **INTERNAL CORRESPONDENCE**

TO: **M. MARTIN** **DATE:** **MAY 10, 2007**

FROM: **EDWARD SEDLMYER** **COPIES:** **DV FILE**

SUBJECT: **ORGANIC DATA VALIDATION- VOC**
FROG MORTAR CREEK STUDY MSA
SDG TLP-023

SAMPLES: 11/Aqueous

FMC-PW-EWB	FMC-PW-T2-5	FMC-PW-T2-6	FMC-PW-T2-7
FMC-PW-T2-8	FMC-PW-T4-13	FMC-PW-T4-14	FMC-PW-T4-15
FMC-PW-T4-16	FMC-PW-T6-21	TB	

Overview

The sample set for Frog Mortar Creek MSA, SDG TLP-023 consists of one(1) equipment blank, one (1) trip blank, and nine (9) environmental aqueous samples.All samples were analyzed for volatile organic compounds (VOC).

The samples were collected by Tetra Tech NUS on March 8 and 9, 2007 and analyzed by Analytical Laboratory Services, Inc. All analyses were conducted in accordance with SW-846 8260B analytical and reporting protocols. The data contained in this SDG were validated with regard to the following parameters: data completeness, holding times, GC/MS tuning, initial/continuing calibrations, laboratory method blank results, surrogate spike recoveries, blank spike/blank spike duplicate results, matrix spike/matrix spike duplicate results, internal standard recoveries, and detection limits. Areas of concern are listed below.

Major

- The initial calibration relative response factors (RRFs) were less than the 0.05 quality control limit for isopropyl alcohol, acetone, tert-butyl-alcohol, 2-butanone, isobutyl alcohol, and 1,4-dioxane. The non-detected results reported for the aforementioned compounds in all samples were rejected (UR). Positive results for 2-butanone and acetone in all samples were qualified as biased low (L).

- The continuing calibration RRFs were less than the 0.05 quality control limit for acrolein, acetonitrile, isopropyl alcohol, acetone, tert-butyl-alcohol, propionitrile, 2-butanone, isobutyl alcohol, and 1,4-dioxane. on instrument MS05 on 3/15/07 @0508. The non-detected results reported for the aforementioned compounds in all samples were rejected (UR). The positive results reported for acetone were qualified as biased low (L), in the affected samples.

Minor

- None.

Notes

The continuing calibration performed on instrument MS07 on 3/15/07 @05:08 exceeded the 25% difference/drift (but was <50%) quality control criterion for bromomethane, isopropyl alcohol, and n-propanol. No action was taken on bromomethane and n-propanol because all results were non-detected. No action was taken on isopropyl alcohol because results were rejected due to a low RRF.

Executive Summary

Laboratory Performance: Qualifications were made on initial and continuing calibration of several VOC compounds that failed to comply with %D or RRF quality control criteria.

Other Factors Affecting Data Quality: None.

The data for these analyses were reviewed with reference to SW-846 method-specific requirements and U.S. EPA National Functional Guidelines for Data Validation as modified by EPA Region III (9/94) to the extent practicable. The text of this report has been formulated to address only those problem areas affecting data quality.

Tetra Tech NUS
Edward Sedlmyer
Chemist/Data Validator

Tetra Tech NUS
Joseph A. Samchuck
Quality Assurance Officer

Attachments:
Appendix A – Qualified Analytical Results
Appendix B – Results as Reported by the Laboratory
Appendix C – Support Documentation

Appendix A

Qualified Analytical Results

Data Validation Qualifier Codes:

A = Lab Blank Contamination
B = Field Blank Contamination
C = Calibration Noncompliance (e.g. % RSDs, %Ds, ICVs, CCVs, RRFs, etc.)
C01 = GC/MS Tuning Noncompliance
D = MS/MSD Recovery Noncompliance
E = LCS/LCSD Recovery Noncompliance
F = Lab Duplicate Imprecision
G = Field Duplicate Imprecision
H = Holding Time Exceedance
I = ICP Serial Dilution Noncompliance
J = GFAA PDS - GFAA MSA's $r < 0.995$ / ICP PDS Recovery Noncompliance
K = ICP Interference - includes ICS % R Noncompliance
L = Instrument Calibration Range Exceedance
M = Sample Preservation Noncompliance
N = Internal Standard Noncompliance
N01 = Internal Standard Recovery Noncompliance Dioxins
N02 = Recovery Standard Noncompliance Dioxins
N03 = Clean-up Standard Noncompliance Dioxins
O = Poor Instrument Performance (e.g. base-line drifting)
P = Uncertainty near detection limit (< 2 x IDL for inorganics and <CRQL for organics)
Q = Other problems (can encompass a number of issues; e.g. chromatography,interferences, etc.)
R = Surrogates Recovery Noncompliance
S = Pesticide/PCB Resolution
T = % Breakdown Noncompliance for DDT and Endrin
U = % Difference between columns/detectors >25% for positive results determined via GC/HPLC
V = Non-linear calibrations; correlation coefficient $r < 0.995$
W = EMPC result
X = Signal to noise response drop
Y = Percent solids <30%
Z = Uncertainty at 2 sigma deviation is greater than sample activity

PROJ_NO: 00441

SDG: TLP-023 MEDIA: WATER DATA FRACTION: OV

nsample	FMC-PW-EWB	nsample	FMC-PW-EWB	nsample	FMC-PW-EWB
samp_date	3/8/2007	samp_date	3/8/2007	samp_date	3/8/2007
lab_id	9677906001	lab_id	9677906001	lab_id	9677906001
qc_type	NM	qc_type	NM	qc_type	NM
units	UG/L	units	UG/L	units	UG/L
Pct_Solids		Pct_Solids		Pct_Solids	
DUP_OF:		DUP_OF:		DUP_OF:	

Parameter	Result	Val Qual	Qual Code
1,1,1,2-TETRACHLOROETHANE	1	U	
1,1,1-TRICHLOROETHANE	1	U	
1,1,2,2-TETRACHLOROETHANE	1	U	
1,1,2-TRICHLOROTRIFLUOROETHANE	1	U	
1,1-DICHLOROETHANE	1	U	
1,1-DICHLOROETHENE	1	U	
1,1-DICHLOROPROPENE	1	U	
1,2,3-TRICHLOROBENZENE	2	U	
1,2,3-TRICHLOROPROPANE	2	U	
1,2,4-TRICHLOROBENZENE	2	U	
1,2,4-TRIMETHYLBENZENE	1	U	
1,2-DIBROMO-3-CHLOROPROPANE	7	U	
1,2-DIBROMOETHANE	1	U	
1,2-DICHLOROBENZENE	1	U	
1,2-DICHLOROETHANE	1	U	
1,2-DICHLOROPROPANE	1	U	
1,3,5-TRIMETHYLBENZENE	1	U	
1,3-DICHLOROBENZENE	1	U	
1,3-DICHLOROPROPANE	1	U	
1,4-DICHLOROBENZENE	1	U	
1,4-DIOXANE	320	UR	C
1-CHLOROHEXANE	1	U	
2,2-DICHLOROPROPANE	1	U	
2-BUTANONE	11.2	L	C
2-CHLOROETHYL VINYL ETHER	3	U	
2-CHLOROTOLUENE	1	U	
2-HEXANONE	5	U	
2-NITROPROPANE	5	U	
3-CHLOROPROPENE	1	U	
4-CHLOROTOLUENE	1	U	
4-ISOPROPYLTOLUENE	1	U	
4-METHYL-2-PENTANONE	5	U	

Parameter	Result	Val Qual	Qual Code
ACETONE	10	UR	C
ACETONITRILE	20	UR	C
ACROLEIN	25	UR	C
ACRYLONITRILE	5	U	
BENZENE	1	U	
BENZYL CHLORIDE	1	U	
BROMOBENZENE	1	U	
BROMOCHLOROMETHANE	1	U	
BROMODICHLOROMETHANE	2.2		
BROMOFORM	2.2		
BROMOMETHANE	1	U	
CARBON DISULFIDE	1	U	
CARBON TETRACHLORIDE	1	U	
CHLOROBENZENE	1	U	
CHLORODIBROMOMETHANE	1.6		
CHLOROETHANE	1	U	
CHLOROFORM	2.2		
CHLOROMETHANE	1	U	
CHLOROPRENE	1	U	
CIS-1,2-DICHLOROETHENE	1	U	
CIS-1,3-DICHLOROPROPENE	1	U	
CYCLOHEXANE	1	U	
DIBROMOMETHANE	1	U	
DICHLORODIFLUOROMETHANE	1	U	
DIETHYL ETHER	1	U	
DIISOBUTYLENE	1	U	
DIISOPROPYL ETHER	1	U	
ETHYL ACETATE	2	U	
ETHYL METHACRYLATE	1	U	
ETHYL TERT-BUTYL ETHER	1	U	
ETHYLBENZENE	1	U	
HEXACHLOROBUTADIENE	5	U	

Parameter	Result	Val Qual	Qual Code
HEXACHLOROETHANE	1	U	
HEXANE	1	U	
ISOBUTANOL	75	UR	C
ISOPROPANOL	25	UR	C
ISOPROPYLBENZENE	1	U	
M+P-XYLENES	2	U	
METHACRYLONITRILE	2	U	
METHYL ACETATE	2	U	
METHYL CYCLOHEXANE	1	U	
METHYL IODIDE	1	U	
METHYL METHACRYLATE	3	U	
METHYL TERT-BUTYL ETHER	1	U	
METHYLENE CHLORIDE	1	U	
NAPHTHALENE	2	U	
N-BUTYLBENZENE	1	U	
N-HEPTANE	1	U	
NITROBENZENE	100	U	
N-PROPANOL	600	U	
N-PROPYLBENZENE	1	U	
OCTANE	3	U	
O-XYLENE	1	U	
PENTANE	2	U	
PROPIONITRILE	10	UR	C
SEC-BUTYLBENZENE	2	U	
STYRENE	1	U	
TERT-AMYL METHYL ETHER	2	U	
TERT-BUTYLBENZENE	2	U	
TERTIARY-BUTYL ALCOHOL	10	UR	C
TETRACHLOROETHENE	1	U	
TETRAHYDROFURAN	5		
TOLUENE	1	U	
TOTAL 1,2-DICHLOROETHENE	2	U	

PROJ_NO: 00441

SDG: TLP-023 MEDIA: WATER DATA FRACTION: OV

nsample	FMC-PW-EWB
samp_date	3/8/2007
lab_id	9677906001
qc_type	NM
units	UG/L
Pct_Solids	
DUP_OF:	

Parameter	Result	Val Qual	Qual Code
TOTAL XYLENES	3	U	
TRANS-1,2-DICHLOROETHENE	1	U	
TRANS-1,3-DICHLOROPROPENE	1	U	
TRANS-1,4-DICHLORO-2-BUTENE	2	U	
TRICHLOROETHENE	1	U	
TRICHLOROFLUOROMETHANE	1	U	
VINYL ACETATE	5	U	
VINYL CHLORIDE	1	U	

nsample	FMC-PW-T2-5
samp_date	3/9/2007
lab_id	9677907004
qc_type	NM
units	UG/L
Pct_Solids	
DUP_OF:	

Parameter	Result	Val Qual	Qual Code
1,1,1,2-TETRACHLOROETHANE	1	U	
1,1,1-TRICHLOROETHANE	1	U	
1,1,2,2-TETRACHLOROETHANE	1	U	
1,1,2-TRICHLOROTRIFLUOROETHANE	1	U	
1,1-DICHLOROETHANE	1	U	
1,1-DICHLOROETHENE	1	U	
1,1-DICHLOROPROPENE	1	U	
1,2,3-TRICHLOROBENZENE	2	U	
1,2,3-TRICHLOROPROPANE	2	U	
1,2,4-TRICHLOROBENZENE	2	U	
1,2,4-TRIMETHYLBENZENE	1	U	
1,2-DIBROMO-3-CHLOROPROPANE	7	U	
1,2-DIBROMOETHANE	1	U	
1,2-DICHLOROBENZENE	1	U	
1,2-DICHLOROETHANE	1	U	
1,2-DICHLOROPROPANE	1	U	
1,3,5-TRIMETHYLBENZENE	1	U	
1,3-DICHLOROBENZENE	1	U	
1,3-DICHLOROPROPANE	1	U	
1,4-DICHLOROBENZENE	1	U	
1,4-DIOXANE	320	UR	C
1-CHLOROHEXANE	1	U	
2,2-DICHLOROPROPANE	1	U	
2-BUTANONE	10	UR	C
2-CHLOROETHYL VINYL ETHER	3	U	
2-CHLOROTOLUENE	1	U	
2-HEXANONE	5	U	
2-NITROPROPANE	5	U	
3-CHLOROPROPENE	1	U	
4-CHLOROTOLUENE	1	U	
4-ISOPROPYLTOLUENE	1	U	
4-METHYL-2-PENTANONE	5	U	

nsample	FMC-PW-T2-5
samp_date	3/9/2007
lab_id	9677907004
qc_type	NM
units	UG/L
Pct_Solids	
DUP_OF:	

Parameter	Result	Val Qual	Qual Code
ACETONE	6.3	L	CP
ACETONITRILE	20	UR	C
ACROLEIN	25	UR	C
ACRYLONITRILE	5	U	
BENZENE	1	U	
BENZYL CHLORIDE	1	U	
BROMOBENZENE	1	U	
BROMOCHLOROMETHANE	1	U	
BROMODICHLOROMETHANE	1	U	
BROMOFORM	1	U	
BROMOMETHANE	1	U	
CARBON DISULFIDE	1	U	
CARBON TETRACHLORIDE	1	U	
CHLOROBENZENE	1	U	
CHLORODIBROMOMETHANE	1	U	
CHLOROETHANE	1	U	
CHLOROFORM	1	U	
CHLOROMETHANE	1	U	
CHLOROPRENE	1	U	
CIS-1,2-DICHLOROETHENE	1	U	
CIS-1,3-DICHLOROPROPENE	1	U	
CYCLOHEXANE	1	U	
DIBROMOMETHANE	1	U	
DICHLORODIFLUOROMETHANE	1	U	
DIETHYL ETHER	1	U	
DIISOBUTYLENE	1	U	
DIISOPROPYL ETHER	1	U	
ETHYL ACETATE	2	U	
ETHYL METHACRYLATE	1	U	
ETHYL TERT-BUTYL ETHER	1	U	
ETHYLBENZENE	1	U	
HEXACHLOROBUTADIENE	5	U	

nsample	FMC-PW-T2-5
samp_date	3/9/2007
lab_id	9677907004
qc_type	NM
units	UG/L
Pct_Solids	
DUP_OF:	

Parameter	Result	Val Qual	Qual Code
HEXACHLOROETHANE	1	U	
HEXANE	1	U	
ISOBUTANOL	75	UR	C
ISOPROPANOL	25	UR	C
ISOPROPYLBENZENE	1	U	
M+P-XYLENES	2	U	
METHACRYLONITRILE	2	U	
METHYL ACETATE	2	U	
METHYL CYCLOHEXANE	1	U	
METHYL IODIDE	1	U	
METHYL METHACRYLATE	3	U	
METHYL TERT-BUTYL ETHER	1.3		
METHYLENE CHLORIDE	1	U	
NAPHTHALENE	2	U	
N-BUTYLBENZENE	1	U	
N-HEPTANE	1	U	
NITROBENZENE	100	U	
N-PROPANOL	600	U	
N-PROPYLBENZENE	1	U	
OCTANE	3	U	
O-XYLENE	1	U	
PENTANE	2	U	
PROPIONITRILE	10	UR	C
SEC-BUTYLBENZENE	2	U	
STYRENE	1	U	
TERT-AMYL METHYL ETHER	2	U	
TERT-BUTYLBENZENE	2	U	
TERTIARY-BUTYL ALCOHOL	10	UR	C
TETRACHLOROETHENE	1	U	
TETRAHYDROFURAN	5	U	
TOLUENE	1	U	
TOTAL 1,2-DICHLOROETHENE	2	U	

nsample	FMC-PW-T2-5
samp_date	3/9/2007
lab_id	9677907004
qc_type	NM
units	UG/L
Pct_Solids	
DUP_OF:	

Parameter	Result	Val Qual	Qual Code
TOTAL XYLENES	3	U	
TRANS-1,2-DICHLOROETHENE	1	U	
TRANS-1,3-DICHLOROPROPENE	1	U	
TRANS-1,4-DICHLORO-2-BUTENE	2	U	
TRICHLOROETHENE	1	U	
TRICHLOROFLUOROMETHANE	1	U	
VINYL ACETATE	5	U	
VINYL CHLORIDE	1	U	

nsample	FMC-PW-T2-6
samp_date	3/9/2007
lab_id	9677907002
qc_type	NM
units	UG/L
Pct_Solids	
DUP_OF:	

Parameter	Result	Val Qual	Qual Code
1,1,1,2-TETRACHLOROETHANE	1	U	
1,1,1-TRICHLOROETHANE	1	U	
1,1,2,2-TETRACHLOROETHANE	1	U	
1,1,2-TRICHLOROTRIFLUOROETHANE	1	U	
1,1-DICHLOROETHANE	1	U	
1,1-DICHLOROETHENE	1	U	
1,1-DICHLOROPROPENE	1	U	
1,2,3-TRICHLOROBENZENE	2	U	
1,2,3-TRICHLOROPROPANE	2	U	
1,2,4-TRICHLOROBENZENE	2	U	
1,2,4-TRIMETHYLBENZENE	1	U	
1,2-DIBROMO-3-CHLOROPROPANE	7	U	
1,2-DIBROMOETHANE	1	U	
1,2-DICHLOROBENZENE	1	U	
1,2-DICHLOROETHANE	1	U	
1,2-DICHLOROPROPANE	1	U	
1,3,5-TRIMETHYLBENZENE	1	U	
1,3-DICHLOROBENZENE	1	U	
1,3-DICHLOROPROPANE	1	U	
1,4-DICHLOROBENZENE	1	U	
1,4-DIOXANE	320	UR	C
1-CHLOROHEXANE	1	U	
2,2-DICHLOROPROPANE	1	U	
2-BUTANONE	10	UR	C
2-CHLOROETHYL VINYL ETHER	3	U	
2-CHLOROTOLUENE	1	U	
2-HEXANONE	5	U	
2-NITROPROPANE	5	U	
3-CHLOROPROPENE	1	U	
4-CHLOROTOLUENE	1	U	
4-ISOPROPYLTOLUENE	1	U	
4-METHYL-2-PENTANONE	5	U	

PROJ_NO: 00441

SDG: TLP-023 MEDIA: WATER DATA FRACTION: OV

nsample	FMC-PW-T2-6
samp_date	3/9/2007
lab_id	9677907002
qc_type	NM
units	UG/L
Pct_Solids	
DUP_OF:	

Parameter	Result	Val Qual	Qual Code
ACETONE	14.5	L	C
ACETONITRILE	20	UR	C
ACROLEIN	25	UR	C
ACRYLONITRILE	5	U	
BENZENE	1	U	
BENZYL CHLORIDE	1	U	
BROMOBENZENE	1	U	
BROMOCHLOROMETHANE	1	U	
BROMODICHLOROMETHANE	1	U	
BROMOFORM	1	U	
BROMOMETHANE	1	U	
CARBON DISULFIDE	1	U	
CARBON TETRACHLORIDE	1	U	
CHLOROBENZENE	1	U	
CHLORODIBROMOMETHANE	1	U	
CHLOROETHANE	1	U	
CHLOROFORM	1	U	
CHLOROMETHANE	1	U	
CHLOROPRENE	1	U	
CIS-1,2-DICHLOROETHENE	1	U	
CIS-1,3-DICHLOROPROPENE	1	U	
CYCLOHEXANE	1	U	
DIBROMOMETHANE	1	U	
DICHLORODIFLUOROMETHANE	1	U	
DIETHYL ETHER	1	U	
DIISOBUTYLENE	1	U	
DIISOPROPYL ETHER	1	U	
ETHYL ACETATE	2	U	
ETHYL METHACRYLATE	1	U	
ETHYL TERT-BUTYL ETHER	1	U	
ETHYLBENZENE	1	U	
HEXACHLOROBUTADIENE	5	U	

nsample	FMC-PW-T2-6
samp_date	3/9/2007
lab_id	9677907002
qc_type	NM
units	UG/L
Pct_Solids	
DUP_OF:	

Parameter	Result	Val Qual	Qual Code
HEXACHLOROETHANE	1	U	
HEXANE	1	U	
ISOBUTANOL	75	UR	C
ISOPROPANOL	25	UR	C
ISOPROPYLBENZENE	1	U	
M+P-XYLENES	2	U	
METHACRYLONITRILE	2	U	
METHYL ACETATE	2	U	
METHYL CYCLOHEXANE	1	U	
METHYL IODIDE	1	U	
METHYL METHACRYLATE	3	U	
METHYL TERT-BUTYL ETHER	0.35	J	P
METHYLENE CHLORIDE	1	U	
NAPHTHALENE	2	U	
N-BUTYLBENZENE	1	U	
N-HEPTANE	1	U	
NITROBENZENE	100	U	
N-PROPANOL	600	U	
N-PROPYLBENZENE	1	U	
OCTANE	3	U	
O-XYLENE	1	U	
PENTANE	2	U	
PROPIONITRILE	10	UR	C
SEC-BUTYLBENZENE	2	U	
STYRENE	1	U	
TERT-AMYL METHYL ETHER	2	U	
TERT-BUTYLBENZENE	2	U	
TERTIARY-BUTYL ALCOHOL	10	UR	C
TETRACHLOROETHENE	1	U	
TETRAHYDROFURAN	5	U	
TOLUENE	1	U	
TOTAL 1,2-DICHLOROETHENE	2	U	

nsample	FMC-PW-T2-6
samp_date	3/9/2007
lab_id	9677907002
qc_type	NM
units	UG/L
Pct_Solids	
DUP_OF:	

Parameter	Result	Val Qual	Qual Code
TOTAL XYLENES	3	U	
TRANS-1,2-DICHLOROETHENE	1	U	
TRANS-1,3-DICHLOROPROPENE	1	U	
TRANS-1,4-DICHLORO-2-BUTENE	2	U	
TRICHLOROETHENE	0.36	J	P
TRICHLOROFLUOROMETHANE	1	U	
VINYL ACETATE	5	U	
VINYL CHLORIDE	1	U	

PROJ_NO: 00441

SDG: TLP-023 MEDIA: WATER DATA FRACTION: OV

nsample	FMC-PW-T2-7	nsample	FMC-PW-T2-7	nsample	FMC-PW-T2-7
samp_date	3/9/2007	samp_date	3/9/2007	samp_date	3/9/2007
lab_id	9677907006	lab_id	9677907006	lab_id	9677907006
qc_type	NM	qc_type	NM	qc_type	NM
units	UG/L	units	UG/L	units	UG/L
Pct_Solids		Pct_Solids		Pct_Solids	
DUP_OF:		DUP_OF:		DUP_OF:	

Parameter	Result	Val Qual	Qual Code
1,1,1,2-TETRACHLOROETHANE	1	U	
1,1,1-TRICHLOROETHANE	1	U	
1,1,2,2-TETRACHLOROETHANE	1	U	
1,1,2-TRICHLOROTRIFLUOROETHANE	1	U	
1,1-DICHLOROETHANE	1	U	
1,1-DICHLOROETHENE	1	U	
1,1-DICHLOROPROPENE	1	U	
1,2,3-TRICHLOROBENZENE	2	U	
1,2,3-TRICHLOROPROPANE	2	U	
1,2,4-TRICHLOROBENZENE	2	U	
1,2,4-TRIMETHYLBENZENE	1	U	
1,2-DIBROMO-3-CHLOROPROPANE	7	U	
1,2-DIBROMOETHANE	1	U	
1,2-DICHLOROBENZENE	1	U	
1,2-DICHLOROETHANE	1	U	
1,2-DICHLOROPROPANE	1	U	
1,3,5-TRIMETHYLBENZENE	1	U	
1,3-DICHLOROBENZENE	1	U	
1,3-DICHLOROPROPANE	1	U	
1,4-DICHLOROBENZENE	1	U	
1,4-DIOXANE	320	UR	C
1-CHLOROHEXANE	1	U	
2,2-DICHLOROPROPANE	1	U	
2-BUTANONE	10	UR	C
2-CHLOROETHYL VINYL ETHER	3	U	
2-CHLOROTOLUENE	1	U	
2-HEXANONE	5	U	
2-NITROPROPANE	5	U	
3-CHLOROPROPENE	1	U	
4-CHLOROTOLUENE	1	U	
4-ISOPROPYLTOLUENE	1	U	
4-METHYL-2-PENTANONE	5	U	

Parameter	Result	Val Qual	Qual Code
ACETONE	7.5	L	CP
ACETONITRILE	20	UR	C
ACROLEIN	25	UR	C
ACRYLONITRILE	5	U	
BENZENE	1	U	
BENZYL CHLORIDE	1	U	
BROMOBENZENE	1	U	
BROMOCHLOROMETHANE	1	U	
BROMODICHLOROMETHANE	1	U	
BROMOFORM	1	U	
BROMOMETHANE	1	U	
CARBON DISULFIDE	1	U	
CARBON TETRACHLORIDE	1	U	
CHLOROBENZENE	1	U	
CHLORODIBROMOMETHANE	1	U	
CHLOROETHANE	1	U	
CHLOROFORM	1	U	
CHLOROMETHANE	1	U	
CHLOROPRENE	1	U	
CIS-1,2-DICHLOROETHENE	1	U	
CIS-1,3-DICHLOROPROPENE	1	U	
CYCLOHEXANE	1	U	
DIBROMOMETHANE	1	U	
DICHLORODIFLUOROMETHANE	1	U	
DIETHYL ETHER	1	U	
DIISOBUTYLENE	1	U	
DIISOPROPYL ETHER	1	U	
ETHYL ACETATE	2	U	
ETHYL METHACRYLATE	1	U	
ETHYL TERT-BUTYL ETHER	1	U	
ETHYLBENZENE	1	U	
HEXACHLOROBUTADIENE	5	U	

Parameter	Result	Val Qual	Qual Code
HEXACHLOROETHANE	1	U	
HEXANE	1	U	
ISOBUTANOL	75	UR	C
ISOPROPANOL	25	UR	C
ISOPROPYLBENZENE	1	U	
M+P-XYLENES	2	U	
METHACRYLONITRILE	2	U	
METHYL ACETATE	2	U	
METHYL CYCLOHEXANE	1	U	
METHYL IODIDE	1	U	
METHYL METHACRYLATE	3	U	
METHYL TERT-BUTYL ETHER	0.77	J	P
METHYLENE CHLORIDE	1	U	
NAPHTHALENE	2	U	
N-BUTYLBENZENE	1	U	
N-HEPTANE	1	U	
NITROBENZENE	100	U	
N-PROPANOL	600	U	
N-PROPYLBENZENE	1	U	
OCTANE	3	U	
O-XYLENE	1	U	
PENTANE	2	U	
PROPIONITRILE	10	UR	C
SEC-BUTYLBENZENE	2	U	
STYRENE	1	U	
TERT-AMYL METHYL ETHER	2	U	
TERT-BUTYLBENZENE	2	U	
TERTIARY-BUTYL ALCOHOL	10	UR	C
TETRACHLOROETHENE	1	U	
TETRAHYDROFURAN	5	U	
TOLUENE	1	U	
TOTAL 1,2-DICHLOROETHENE	2	U	

PROJ_NO: 00441

SDG: TLP-023 MEDIA: WATER DATA FRACTION: OV

nsample	FMC-PW-T2-7
samp_date	3/9/2007
lab_id	9677907006
qc_type	NM
units	UG/L
Pct_Solids	
DUP_OF:	

Parameter	Result	Val Qual	Qual Code
TOTAL XYLENES	3	U	
TRANS-1,2-DICHLOROETHENE	1	U	
TRANS-1,3-DICHLOROPROPENE	1	U	
TRANS-1,4-DICHLORO-2-BUTENE	2	U	
TRICHLOROETHENE	1	U	
TRICHLOROFLUOROMETHANE	1	U	
VINYL ACETATE	5	U	
VINYL CHLORIDE	1	U	

nsample	FMC-PW-T2-8
samp_date	3/9/2007
lab_id	9677907003
qc_type	NM
units	UG/L
Pct_Solids	
DUP_OF:	

Parameter	Result	Val Qual	Qual Code
1,1,1,2-TETRACHLOROETHANE	1	U	
1,1,1-TRICHLOROETHANE	1	U	
1,1,2,2-TETRACHLOROETHANE	1	U	
1,1,2-TRICHLOROTRIFLUOROETHANE	1	U	
1,1-DICHLOROETHANE	1	U	
1,1-DICHLOROETHENE	1	U	
1,1-DICHLOROPROPENE	1	U	
1,2,3-TRICHLOROBENZENE	2	U	
1,2,3-TRICHLOROPROPANE	2	U	
1,2,4-TRICHLOROBENZENE	2	U	
1,2,4-TRIMETHYLBENZENE	1	U	
1,2-DIBROMO-3-CHLOROPROPANE	7	U	
1,2-DIBROMOETHANE	1	U	
1,2-DICHLOROBENZENE	1	U	
1,2-DICHLOROETHANE	1	U	
1,2-DICHLOROPROPANE	1	U	
1,3,5-TRIMETHYLBENZENE	1	U	
1,3-DICHLOROBENZENE	1	U	
1,3-DICHLOROPROPANE	1	U	
1,4-DICHLOROBENZENE	1	U	
1,4-DIOXANE	320	UR	C
1-CHLOROHEXANE	1	U	
2,2-DICHLOROPROPANE	1	U	
2-BUTANONE	10	UR	C
2-CHLOROETHYL VINYL ETHER	3	U	
2-CHLOROTOLUENE	1	U	
2-HEXANONE	5	U	
2-NITROPROPANE	5	U	
3-CHLOROPROPENE	1	U	
4-CHLOROTOLUENE	1	U	
4-ISOPROPYLTOLUENE	1	U	
4-METHYL-2-PENTANONE	5	U	

nsample	FMC-PW-T2-8
samp_date	3/9/2007
lab_id	9677907003
qc_type	NM
units	UG/L
Pct_Solids	
DUP_OF:	

Parameter	Result	Val Qual	Qual Code
ACETONE	10	UR	C
ACETONITRILE	20	UR	C
ACROLEIN	25	UR	C
ACRYLONITRILE	5	U	
BENZENE	1	U	
BENZYL CHLORIDE	1	U	
BROMOBENZENE	1	U	
BROMOCHLOROMETHANE	1	U	
BROMODICHLOROMETHANE	1	U	
BROMOFORM	1	U	
BROMOMETHANE	1	U	
CARBON DISULFIDE	1	U	
CARBON TETRACHLORIDE	1	U	
CHLOROBENZENE	1	U	
CHLORODIBROMOMETHANE	1	U	
CHLOROETHANE	1	U	
CHLOROFORM	1	U	
CHLOROMETHANE	1	U	
CHLOROPRENE	1	U	
CIS-1,2-DICHLOROETHENE	0.77	J	P
CIS-1,3-DICHLOROPROPENE	1	U	
CYCLOHEXANE	1	U	
DIBROMOMETHANE	1	U	
DICHLORODIFLUOROMETHANE	1	U	
DIETHYL ETHER	1	U	
DIISOBUTYLENE	1	U	
DIISOPROPYL ETHER	1	U	
ETHYL ACETATE	2	U	
ETHYL METHACRYLATE	1	U	
ETHYL TERT-BUTYL ETHER	1	U	
ETHYLBENZENE	1	U	
HEXACHLOROBUTADIENE	5	U	

PROJ_NO: 00441

SDG: TLP-023 MEDIA: WATER DATA FRACTION: OV

nsample	FMC-PW-T2-8
samp_date	3/9/2007
lab_id	9677907003
qc_type	NM
units	UG/L
Pct_Solids	
DUP_OF:	

Parameter	Result	Val Qual	Qual Code
HEXACHLOROETHANE	1	U	
HEXANE	1	U	
ISOBUTANOL	75	UR	C
ISOPROPANOL	25	UR	C
ISOPROPYLBENZENE	1	U	
M+P-XYLENES	2	U	
METHACRYLONITRILE	2	U	
METHYL ACETATE	2	U	
METHYL CYCLOHEXANE	1	U	
METHYL IODIDE	1	U	
METHYL METHACRYLATE	3	U	
METHYL TERT-BUTYL ETHER	1	U	
METHYLENE CHLORIDE	1	U	
NAPHTHALENE	2	U	
N-BUTYLBENZENE	1	U	
N-HEPTANE	1	U	
NITROBENZENE	100	U	
N-PROPANOL	600	U	
N-PROPYLBENZENE	1	U	
OCTANE	3	U	
O-XYLENE	1	U	
PENTANE	2	U	
PROPIONITRILE	10	UR	C
SEC-BUTYLBENZENE	2	U	
STYRENE	1	U	
TERT-AMYL METHYL ETHER	2	U	
TERT-BUTYLBENZENE	2	U	
TERTIARY-BUTYL ALCOHOL	10	UR	C
TETRACHLOROETHENE	1	U	
TETRAHYDROFURAN	5	U	
TOLUENE	1	U	
TOTAL 1,2-DICHLOROETHENE	0.77	J	P

nsample	FMC-PW-T2-8
samp_date	3/9/2007
lab_id	9677907003
qc_type	NM
units	UG/L
Pct_Solids	
DUP_OF:	

Parameter	Result	Val Qual	Qual Code
TOTAL XYLENES	3	U	
TRANS-1,2-DICHLOROETHENE	1	U	
TRANS-1,3-DICHLOROPROPENE	1	U	
TRANS-1,4-DICHLORO-2-BUTENE	2	U	
TRICHLOROETHENE	0.39	J	P
TRICHLOROFLUOROMETHANE	1	U	
VINYL ACETATE	5	U	
VINYL CHLORIDE	1	U	

nsample	FMC-PW-T4-13
samp_date	3/8/2007
lab_id	9677906003
qc_type	NM
units	UG/L
Pct_Solids	
DUP_OF:	

Parameter	Result	Val Qual	Qual Code
1,1,1,2-TETRACHLOROETHANE	1	U	
1,1,1-TRICHLOROETHANE	1	U	
1,1,2,2-TETRACHLOROETHANE	1	U	
1,1,2-TRICHLOROTRIFLUOROETHANE	1	U	
1,1-DICHLOROETHANE	1	U	
1,1-DICHLOROETHENE	1	U	
1,1-DICHLOROPROPENE	1	U	
1,2,3-TRICHLOROBENZENE	2	U	
1,2,3-TRICHLOROPROPANE	2	U	
1,2,4-TRICHLOROBENZENE	2	U	
1,2,4-TRIMETHYLBENZENE	1	U	
1,2-DIBROMO-3-CHLOROPROPANE	7	U	
1,2-DIBROMOETHANE	1	U	
1,2-DICHLOROBENZENE	1	U	
1,2-DICHLOROETHANE	1	U	
1,2-DICHLOROPROPANE	1	U	
1,3,5-TRIMETHYLBENZENE	1	U	
1,3-DICHLOROBENZENE	1	U	
1,3-DICHLOROPROPANE	1	U	
1,4-DICHLOROBENZENE	1	U	
1,4-DIOXANE	320	UR	C
1-CHLOROHEXANE	1	U	
2,2-DICHLOROPROPANE	1	U	
2-BUTANONE	10	UR	C
2-CHLOROETHYL VINYL ETHER	3	U	
2-CHLOROTOLUENE	1	U	
2-HEXANONE	5	U	
2-NITROPROPANE	5	U	
3-CHLOROPROPENE	1	U	
4-CHLOROTOLUENE	1	U	
4-ISOPROPYLTOLUENE	1	U	
4-METHYL-2-PENTANONE	5	U	

PROJ_NO: 00441

SDG: TLP-023 MEDIA: WATER DATA FRACTION: OV

nsample	FMC-PW-T4-13
samp_date	3/8/2007
lab_id	9677906003
qc_type	NM
units	UG/L
Pct_Solids	
DUP_OF:	

Parameter	Result	Val Qual	Qual Code
ACETONE	11.2	L	C
ACETONITRILE	20	UR	C
ACROLEIN	25	UR	C
ACRYLONITRILE	5	U	
BENZENE	1	U	
BENZYL CHLORIDE	1	U	
BROMOBENZENE	1	U	
BROMOCHLOROMETHANE	1	U	
BROMODICHLOROMETHANE	1	U	
BROMOFORM	1	U	
BROMOMETHANE	1	U	
CARBON DISULFIDE	1	U	
CARBON TETRACHLORIDE	1	U	
CHLOROBENZENE	1	U	
CHLORODIBROMOMETHANE	1	U	
CHLOROETHANE	1	U	
CHLOROFORM	1	U	
CHLOROMETHANE	1	U	
CHLOROPRENE	1	U	
CIS-1,2-DICHLOROETHENE	1	U	
CIS-1,3-DICHLOROPROPENE	1	U	
CYCLOHEXANE	1	U	
DIBROMOMETHANE	1	U	
DICHLORODIFLUOROMETHANE	1	U	
DIETHYL ETHER	1	U	
DIISOBUTYLENE	1	U	
DIISOPROPYL ETHER	1	U	
ETHYL ACETATE	2	U	
ETHYL METHACRYLATE	1	U	
ETHYL TERT-BUTYL ETHER	1	U	
ETHYLBENZENE	1	U	
HEXACHLOROBUTADIENE	5	U	

nsample	FMC-PW-T4-13
samp_date	3/8/2007
lab_id	9677906003
qc_type	NM
units	UG/L
Pct_Solids	
DUP_OF:	

Parameter	Result	Val Qual	Qual Code
HEXACHLOROETHANE	1	U	
HEXANE	1	U	
ISOBUTANOL	75	UR	C
ISOPROPANOL	25	UR	C
ISOPROPYLBENZENE	1	U	
M+P-XYLENES	2	U	
METHACRYLONITRILE	2	U	
METHYL ACETATE	2	U	
METHYL CYCLOHEXANE	1	U	
METHYL IODIDE	1	U	
METHYL METHACRYLATE	3	U	
METHYL TERT-BUTYL ETHER	0.85	J	P
METHYLENE CHLORIDE	1	U	
NAPHTHALENE	2	U	
N-BUTYLBENZENE	1	U	
N-HEPTANE	1	U	
NITROBENZENE	100	U	
N-PROPANOL	600	U	
N-PROPYLBENZENE	1	U	
OCTANE	3	U	
O-XYLENE	1	U	
PENTANE	2	U	
PROPIONITRILE	10	UR	C
SEC-BUTYLBENZENE	2	U	
STYRENE	1	U	
TERT-AMYL METHYL ETHER	2	U	
TERT-BUTYLBENZENE	2	U	
TERTIARY-BUTYL ALCOHOL	10	UR	C
TETRACHLOROETHENE	1	U	
TETRAHYDROFURAN	5	U	
TOLUENE	1	U	
TOTAL 1,2-DICHLOROETHENE	2	U	

nsample	FMC-PW-T4-13
samp_date	3/8/2007
lab_id	9677906003
qc_type	NM
units	UG/L
Pct_Solids	
DUP_OF:	

Parameter	Result	Val Qual	Qual Code
TOTAL XYLENES	3	U	
TRANS-1,2-DICHLOROETHENE	1	U	
TRANS-1,3-DICHLOROPROPENE	1	U	
TRANS-1,4-DICHLORO-2-BUTENE	2	U	
TRICHLOROETHENE	1	U	
TRICHLOROFLUOROMETHANE	1	U	
VINYL ACETATE	5	U	
VINYL CHLORIDE	1	U	

PROJ_NO: 00441

SDG: TLP-023 MEDIA: WATER DATA FRACTION: OV

nsample	FMC-PW-T4-14	nsample	FMC-PW-T4-14	nsample	FMC-PW-T4-14
samp_date	3/8/2007	samp_date	3/8/2007	samp_date	3/8/2007
lab_id	9677906002	lab_id	9677906002	lab_id	9677906002
qc_type	NM	qc_type	NM	qc_type	NM
units	UG/L	units	UG/L	units	UG/L
Pct_Solids		Pct_Solids		Pct_Solids	
DUP_OF:		DUP_OF:		DUP_OF:	

Parameter	Result	Val Qual	Qual Code
1,1,1,2-TETRACHLOROETHANE	1	U	
1,1,1-TRICHLOROETHANE	1	U	
1,1,2,2-TETRACHLOROETHANE	1	U	
1,1,2-TRICHLOROTRIFLUOROETHANE	1	U	
1,1-DICHLOROETHANE	1	U	
1,1-DICHLOROETHENE	1	U	
1,1-DICHLOROPROPENE	1	U	
1,2,3-TRICHLOROBENZENE	2	U	
1,2,3-TRICHLOROPROPANE	2	U	
1,2,4-TRICHLOROBENZENE	2	U	
1,2,4-TRIMETHYLBENZENE	1	U	
1,2-DIBROMO-3-CHLOROPROPANE	7	U	
1,2-DIBROMOETHANE	1	U	
1,2-DICHLOROBENZENE	1	U	
1,2-DICHLOROETHANE	1	U	
1,2-DICHLOROPROPANE	1	U	
1,3,5-TRIMETHYLBENZENE	1	U	
1,3-DICHLOROBENZENE	1	U	
1,3-DICHLOROPROPANE	1	U	
1,4-DICHLOROBENZENE	1	U	
1,4-DIOXANE	320	UR	C
1-CHLOROHEXANE	1	U	
2,2-DICHLOROPROPANE	1	U	
2-BUTANONE	10	UR	C
2-CHLOROETHYL VINYL ETHER	3	U	
2-CHLOROTOLUENE	1	U	
2-HEXANONE	5	U	
2-NITROPROPANE	5	U	
3-CHLOROPROPENE	1	U	
4-CHLOROTOLUENE	1	U	
4-ISOPROPYLTOLUENE	1	U	
4-METHYL-2-PENTANONE	5	U	

Parameter	Result	Val Qual	Qual Code
ACETONE	10.3	L	C
ACETONITRILE	20	UR	C
ACROLEIN	25	UR	C
ACRYLONITRILE	5	U	
BENZENE	1	U	
BENZYL CHLORIDE	1	U	
BROMOBENZENE	1	U	
BROMOCHLOROMETHANE	1	U	
BROMODICHLOROMETHANE	1	U	
BROMOFORM	1	U	
BROMOMETHANE	1	U	
CARBON DISULFIDE	1	U	
CARBON TETRACHLORIDE	1	U	
CHLOROBENZENE	1	U	
CHLORODIBROMOMETHANE	1	U	
CHLOROETHANE	1	U	
CHLOROFORM	1	U	
CHLOROMETHANE	1	U	
CHLOROPRENE	1	U	
CIS-1,2-DICHLOROETHENE	1	U	
CIS-1,3-DICHLOROPROPENE	1	U	
CYCLOHEXANE	1	U	
DIBROMOMETHANE	1	U	
DICHLORODIFLUOROMETHANE	1	U	
DIETHYL ETHER	1	U	
DIISOBUTYLENE	1	U	
DIISOPROPYL ETHER	1	U	
ETHYL ACETATE	2	U	
ETHYL METHACRYLATE	1	U	
ETHYL TERT-BUTYL ETHER	1	U	
ETHYLBENZENE	1	U	
HEXACHLOROBUTADIENE	5	U	

Parameter	Result	Val Qual	Qual Code
HEXACHLOROETHANE	1	U	
HEXANE	1	U	
ISOBUTANOL	75	UR	C
ISOPROPANOL	25	UR	C
ISOPROPYLBENZENE	1	U	
M+P-XYLENES	2	U	
METHACRYLONITRILE	2	U	
METHYL ACETATE	2	U	
METHYL CYCLOHEXANE	1	U	
METHYL IODIDE	1	U	
METHYL METHACRYLATE	3	U	
METHYL TERT-BUTYL ETHER	0.86	J	P
METHYLENE CHLORIDE	1	U	
NAPHTHALENE	2	U	
N-BUTYLBENZENE	1	U	
N-HEPTANE	1	U	
NITROBENZENE	100	U	
N-PROPANOL	600	U	
N-PROPYLBENZENE	1	U	
OCTANE	3	U	
O-XYLENE	1	U	
PENTANE	2	U	
PROPIONITRILE	10	UR	C
SEC-BUTYLBENZENE	2	U	
STYRENE	1	U	
TERT-AMYL METHYL ETHER	2	U	
TERT-BUTYLBENZENE	2	U	
TERTIARY-BUTYL ALCOHOL	10	UR	C
TETRACHLOROETHENE	1	U	
TETRAHYDROFURAN	5	U	
TOLUENE	1	U	
TOTAL 1,2-DICHLOROETHENE	2	U	

PROJ_NO: 00441

SDG: TLP-023 MEDIA: WATER DATA FRACTION: OV

nsample	FMC-PW-T4-14
samp_date	3/8/2007
lab_id	9677906002
qc_type	NM
units	UG/L
Pct_Solids	
DUP_OF:	

Parameter	Result	Val Qual	Qual Code
TOTAL XYLENES	3	U	
TRANS-1,2-DICHLOROETHENE	1	U	
TRANS-1,3-DICHLOROPROPENE	1	U	
TRANS-1,4-DICHLORO-2-BUTENE	2	U	
TRICHLOROETHENE	1	U	
TRICHLOROFLUOROMETHANE	1	U	
VINYL ACETATE	5	U	
VINYL CHLORIDE	1	U	

nsample	FMC-PW-T4-15
samp_date	3/9/2007
lab_id	9677907005
qc_type	NM
units	UG/L
Pct_Solids	
DUP_OF:	

Parameter	Result	Val Qual	Qual Code
1,1,1,2-TETRACHLOROETHANE	1	U	
1,1,1-TRICHLOROETHANE	1	U	
1,1,2,2-TETRACHLOROETHANE	1	U	
1,1,2-TRICHLOROTRIFLUOROETHANE	1	U	
1,1-DICHLOROETHANE	1	U	
1,1-DICHLOROETHENE	1	U	
1,1-DICHLOROPROPENE	1	U	
1,2,3-TRICHLOROBENZENE	2	U	
1,2,3-TRICHLOROPROPANE	2	U	
1,2,4-TRICHLOROBENZENE	2	U	
1,2,4-TRIMETHYLBENZENE	1	U	
1,2-DIBROMO-3-CHLOROPROPANE	7	U	
1,2-DIBROMOETHANE	1	U	
1,2-DICHLOROBENZENE	1	U	
1,2-DICHLOROETHANE	1	U	
1,2-DICHLOROPROPANE	1	U	
1,3,5-TRIMETHYLBENZENE	1	U	
1,3-DICHLOROBENZENE	1	U	
1,3-DICHLOROPROPANE	1	U	
1,4-DICHLOROBENZENE	1	U	
1,4-DIOXANE	320	UR	C
1-CHLOROHEXANE	1	U	
2,2-DICHLOROPROPANE	1	U	
2-BUTANONE	10	UR	C
2-CHLOROETHYL VINYL ETHER	3	U	
2-CHLOROTOLUENE	1	U	
2-HEXANONE	5	U	
2-NITROPROPANE	5	U	
3-CHLOROPROPENE	1	U	
4-CHLOROTOLUENE	1	U	
4-ISOPROPYLTOLUENE	1	U	
4-METHYL-2-PENTANONE	5	U	

nsample	FMC-PW-T4-15
samp_date	3/9/2007
lab_id	9677907005
qc_type	NM
units	UG/L
Pct_Solids	
DUP_OF:	

Parameter	Result	Val Qual	Qual Code
ACETONE	10.5	L	C
ACETONITRILE	20	UR	C
ACROLEIN	25	UR	C
ACRYLONITRILE	5	U	
BENZENE	1	U	
BENZYL CHLORIDE	1	U	
BROMOBENZENE	1	U	
BROMOCHLOROMETHANE	1	U	
BROMODICHLOROMETHANE	1	U	
BROMOFORM	1	U	
BROMOMETHANE	1	U	
CARBON DISULFIDE	1	U	
CARBON TETRACHLORIDE	1	U	
CHLOROBENZENE	1	U	
CHLORODIBROMOMETHANE	1	U	
CHLOROETHANE	1	U	
CHLOROFORM	1	U	
CHLOROMETHANE	1	U	
CHLOROPRENE	1	U	
CIS-1,2-DICHLOROETHENE	1	U	
CIS-1,3-DICHLOROPROPENE	1	U	
CYCLOHEXANE	1	U	
DIBROMOMETHANE	1	U	
DICHLORODIFLUOROMETHANE	1	U	
DIETHYL ETHER	1	U	
DIISOBUTYLENE	1	U	
DIISOPROPYL ETHER	1	U	
ETHYL ACETATE	2	U	
ETHYL METHACRYLATE	1	U	
ETHYL TERT-BUTYL ETHER	1	U	
ETHYLBENZENE	1	U	
HEXACHLOROBUTADIENE	5	U	

PROJ_NO: 00441

SDG: TLP-023 MEDIA: WATER DATA FRACTION: OV

nsample	FMC-PW-T4-15
samp_date	3/9/2007
lab_id	9677907005
qc_type	NM
units	UG/L
Pct_Solids	
DUP_OF:	

Parameter	Result	Val Qual	Qual Code
HEXACHLOROETHANE	1	U	
HEXANE	1	U	
ISOBUTANOL	75	UR	C
ISOPROPANOL	25	UR	C
ISOPROPYLBENZENE	1	U	
M+P-XYLENES	2	U	
METHACRYLONITRILE	2	U	
METHYL ACETATE	2	U	
METHYL CYCLOHEXANE	1	U	
METHYL IODIDE	1	U	
METHYL METHACRYLATE	3	U	
METHYL TERT-BUTYL ETHER	0.96	J	P
METHYLENE CHLORIDE	1	U	
NAPHTHALENE	2	U	
N-BUTYLBENZENE	1	U	
N-HEPTANE	1	U	
NITROBENZENE	100	U	
N-PROPANOL	600	U	
N-PROPYLBENZENE	1	U	
OCTANE	3	U	
O-XYLENE	1	U	
PENTANE	2	U	
PROPIONITRILE	10	UR	C
SEC-BUTYLBENZENE	2	U	
STYRENE	1	U	
TERT-AMYL METHYL ETHER	2	U	
TERT-BUTYLBENZENE	2	U	
TERTIARY-BUTYL ALCOHOL	10	UR	C
TETRACHLOROETHENE	1	U	
TETRAHYDROFURAN	5	U	
TOLUENE	1	U	
TOTAL 1,2-DICHLOROETHENE	2	U	

nsample	FMC-PW-T4-15
samp_date	3/9/2007
lab_id	9677907005
qc_type	NM
units	UG/L
Pct_Solids	
DUP_OF:	

Parameter	Result	Val Qual	Qual Code
TOTAL XYLENES	3	U	
TRANS-1,2-DICHLOROETHENE	1	U	
TRANS-1,3-DICHLOROPROPENE	1	U	
TRANS-1,4-DICHLORO-2-BUTENE	2	U	
TRICHLOROETHENE	1	U	
TRICHLOROFLUOROMETHANE	1	U	
VINYL ACETATE	5	U	
VINYL CHLORIDE	1	U	

nsample	FMC-PW-T4-16
samp_date	3/8/2007
lab_id	9677906004
qc_type	NM
units	UG/L
Pct_Solids	
DUP_OF:	

Parameter	Result	Val Qual	Qual Code
1,1,1,2-TETRACHLOROETHANE	1	U	
1,1,1-TRICHLOROETHANE	1	U	
1,1,2,2-TETRACHLOROETHANE	1	U	
1,1,2-TRICHLOROTRIFLUOROETHANE	1	U	
1,1-DICHLOROETHANE	1	U	
1,1-DICHLOROETHENE	1	U	
1,1-DICHLOROPROPENE	1	U	
1,2,3-TRICHLOROBENZENE	2	U	
1,2,3-TRICHLOROPROPANE	2	U	
1,2,4-TRICHLOROBENZENE	2	U	
1,2,4-TRIMETHYLBENZENE	1	U	
1,2-DIBROMO-3-CHLOROPROPANE	7	U	
1,2-DIBROMOETHANE	1	U	
1,2-DICHLOROBENZENE	1	U	
1,2-DICHLOROETHANE	1	U	
1,2-DICHLOROPROPANE	1	U	
1,3,5-TRIMETHYLBENZENE	1	U	
1,3-DICHLOROBENZENE	1	U	
1,3-DICHLOROPROPANE	1	U	
1,4-DICHLOROBENZENE	1	U	
1,4-DIOXANE	320	UR	C
1-CHLOROHEXANE	1	U	
2,2-DICHLOROPROPANE	1	U	
2-BUTANONE	10	UR	C
2-CHLOROETHYL VINYL ETHER	3	U	
2-CHLOROTOLUENE	1	U	
2-HEXANONE	5	U	
2-NITROPROPANE	5	U	
3-CHLOROPROPENE	1	U	
4-CHLOROTOLUENE	1	U	
4-ISOPROPYLTOLUENE	1	U	
4-METHYL-2-PENTANONE	5	U	

PROJ_NO: 00441

SDG: TLP-023 MEDIA: WATER DATA FRACTION: OV

nsample	FMC-PW-T4-16	nsample	FMC-PW-T4-16	nsample	FMC-PW-T4-16
samp_date	3/8/2007	samp_date	3/8/2007	samp_date	3/8/2007
lab_id	9677906004	lab_id	9677906004	lab_id	9677906004
qc_type	NM	qc_type	NM	qc_type	NM
units	UG/L	units	UG/L	units	UG/L
Pct_Solids		Pct_Solids		Pct_Solids	
DUP_OF:		DUP_OF:		DUP_OF:	

Parameter	Result	Val Qual	Qual Code
ACETONE	7.3	L	CP
ACETONITRILE	20	UR	C
ACROLEIN	25	UR	C
ACRYLONITRILE	5	U	
BENZENE	1	U	
BENZYL CHLORIDE	1	U	
BROMOBENZENE	1	U	
BROMOCHLOROMETHANE	1	U	
BROMODICHLOROMETHANE	1	U	
BROMOFORM	1	U	
BROMOMETHANE	1	U	
CARBON DISULFIDE	1	U	
CARBON TETRACHLORIDE	1	U	
CHLOROBENZENE	1	U	
CHLORODIBROMOMETHANE	1	U	
CHLOROETHANE	1	U	
CHLOROFORM	1	U	
CHLOROMETHANE	1	U	
CHLOROPRENE	1	U	
CIS-1,2-DICHLOROETHENE	1	U	
CIS-1,3-DICHLOROPROPENE	1	U	
CYCLOHEXANE	1	U	
DIBROMOMETHANE	1	U	
DICHLORODIFLUOROMETHANE	1	U	
DIETHYL ETHER	1	U	
DIISOBUTYLENE	1	U	
DIISOPROPYL ETHER	1	U	
ETHYL ACETATE	2	U	
ETHYL METHACRYLATE	1	U	
ETHYL TERT-BUTYL ETHER	1	U	
ETHYLBENZENE	1	U	
HEXACHLOROBUTADIENE	5	U	

Parameter	Result	Val Qual	Qual Code
HEXACHLOROETHANE	1	U	
HEXANE	1	U	
ISOBUTANOL	75	UR	C
ISOPROPANOL	25	UR	C
ISOPROPYLBENZENE	1	U	
M+P-XYLENES	2	U	
METHACRYLONITRILE	2	U	
METHYL ACETATE	2	U	
METHYL CYCLOHEXANE	1	U	
METHYL IODIDE	1	U	
METHYL METHACRYLATE	3	U	
METHYL TERT-BUTYL ETHER	1.1		
METHYLENE CHLORIDE	1	U	
NAPHTHALENE	2	U	
N-BUTYLBENZENE	1	U	
N-HEPTANE	1	U	
NITROBENZENE	100	U	
N-PROPANOL	600	U	
N-PROPYLBENZENE	1	U	
OCTANE	3	U	
O-XYLENE	1	U	
PENTANE	2	U	
PROPIONITRILE	10	UR	C
SEC-BUTYLBENZENE	2	U	
STYRENE	1	U	
TERT-AMYL METHYL ETHER	2	U	
TERT-BUTYLBENZENE	2	U	
TERTIARY-BUTYL ALCOHOL	10	UR	C
TETRACHLOROETHENE	1	U	
TETRAHYDROFURAN	5	U	
TOLUENE	1	U	
TOTAL 1,2-DICHLOROETHENE	2	U	

Parameter	Result	Val Qual	Qual Code
TOTAL XYLENES	3	U	
TRANS-1,2-DICHLOROETHENE	1	U	
TRANS-1,3-DICHLOROPROPENE	1	U	
TRANS-1,4-DICHLORO-2-BUTENE	2	U	
TRICHLOROETHENE	1	U	
TRICHLOROFLUOROMETHANE	1	U	
VINYL ACETATE	5	U	
VINYL CHLORIDE	1	U	

PROJ_NO: 00441

SDG: TLP-023 MEDIA: WATER DATA FRACTION: OV

nsample	FMC-PW-T6-21	nsample	FMC-PW-T6-21	nsample	FMC-PW-T6-21
samp_date	3/9/2007	samp_date	3/9/2007	samp_date	3/9/2007
lab_id	9677907001	lab_id	9677907001	lab_id	9677907001
qc_type	NM	qc_type	NM	qc_type	NM
units	UG/L	units	UG/L	units	UG/L
Pct_Solids		Pct_Solids		Pct_Solids	
DUP_OF:		DUP_OF:		DUP_OF:	

Parameter	Result	Val Qual	Qual Code
1,1,1,2-TETRACHLOROETHANE	1	U	
1,1,1-TRICHLOROETHANE	1	U	
1,1,2,2-TETRACHLOROETHANE	1	U	
1,1,2-TRICHLOROTRIFLUOROETHANE	1	U	
1,1-DICHLOROETHANE	1	U	
1,1-DICHLOROETHENE	0.72	J	P
1,1-DICHLOROPROPENE	1	U	
1,2,3-TRICHLOROBENZENE	2	U	
1,2,3-TRICHLOROPROPANE	2	U	
1,2,4-TRICHLOROBENZENE	2	U	
1,2,4-TRIMETHYLBENZENE	1	U	
1,2-DIBROMO-3-CHLOROPROPANE	7	U	
1,2-DIBROMOETHANE	1	U	
1,2-DICHLOROBENZENE	1	U	
1,2-DICHLOROETHANE	0.47	J	P
1,2-DICHLOROPROPANE	1	U	
1,3,5-TRIMETHYLBENZENE	1	U	
1,3-DICHLOROBENZENE	1	U	
1,3-DICHLOROPROPANE	1	U	
1,4-DICHLOROBENZENE	1	U	
1,4-DIOXANE	320	UR	C
1-CHLOROHEXANE	1	U	
2,2-DICHLOROPROPANE	1	U	
2-BUTANONE	10	UR	C
2-CHLOROETHYL VINYL ETHER	3	U	
2-CHLOROTOLUENE	1	U	
2-HEXANONE	5	U	
2-NITROPROPANE	5	U	
3-CHLOROPROPENE	1	U	
4-CHLOROTOLUENE	1	U	
4-ISOPROPYLTOLUENE	1	U	
4-METHYL-2-PENTANONE	5	U	

Parameter	Result	Val Qual	Qual Code
ACETONE	10	UR	C
ACETONITRILE	20	UR	C
ACROLEIN	25	UR	C
ACRYLONITRILE	5	U	
BENZENE	1	U	
BENZYL CHLORIDE	1	U	
BROMOBENZENE	1	U	
BROMOCHLOROMETHANE	1	U	
BROMODICHLOROMETHANE	1	U	
BROMOFORM	1	U	
BROMOMETHANE	1	U	
CARBON DISULFIDE	1	U	
CARBON TETRACHLORIDE	1	U	
CHLOROBENZENE	1	U	
CHLORODIBROMOMETHANE	1	U	
CHLOROETHANE	1	U	
CHLOROFORM	1	U	
CHLOROMETHANE	1	U	
CHLOROPRENE	1	U	
CIS-1,2-DICHLOROETHENE	28.7		
CIS-1,3-DICHLOROPROPENE	1	U	
CYCLOHEXANE	1	U	
DIBROMOMETHANE	1	U	
DICHLORODIFLUOROMETHANE	1	U	
DIETHYL ETHER	1	U	
DIISOBUTYLENE	1	U	
DIISOPROPYL ETHER	1	U	
ETHYL ACETATE	2	U	
ETHYL METHACRYLATE	1	U	
ETHYL TERT-BUTYL ETHER	1	U	
ETHYLBENZENE	1	U	
HEXACHLOROBUTADIENE	5	U	

Parameter	Result	Val Qual	Qual Code
HEXACHLOROETHANE	1	U	
HEXANE	1	U	
ISOBUTANOL	75	UR	C
ISOPROPANOL	25	UR	C
ISOPROPYLBENZENE	1	U	
M+P-XYLENES	2	U	
METHACRYLONITRILE	2	U	
METHYL ACETATE	2	U	
METHYL CYCLOHEXANE	1	U	
METHYL IODIDE	1	U	
METHYL METHACRYLATE	3	U	
METHYL TERT-BUTYL ETHER	1	U	
METHYLENE CHLORIDE	0.32	J	P
NAPHTHALENE	2	U	
N-BUTYLBENZENE	1	U	
N-HEPTANE	1	U	
NITROBENZENE	100	U	
N-PROPANOL	600	U	
N-PROPYLBENZENE	1	U	
OCTANE	3	U	
O-XYLENE	1	U	
PENTANE	2	U	
PROPIONITRILE	10	UR	C
SEC-BUTYLBENZENE	2	U	
STYRENE	1	U	
TERT-AMYL METHYL ETHER	2	U	
TERT-BUTYLBENZENE	2	U	
TERTIARY-BUTYL ALCOHOL	10	UR	C
TETRACHLOROETHENE	0.62	J	P
TETRAHYDROFURAN	5	U	
TOLUENE	1	U	
TOTAL 1,2-DICHLOROETHENE	29.5		

PROJ_NO: 00441

SDG: TLP-023 MEDIA: WATER DATA FRACTION: OV

nsample	FMC-PW-T6-21
samp_date	3/9/2007
lab_id	9677907001
qc_type	NM
units	UG/L
Pct_Solids	
DUP_OF:	

Parameter	Result	Val Qual	Qual Code
TOTAL XYLENES	3	U	
TRANS-1,2-DICHLOROETHENE	0.76	J	P
TRANS-1,3-DICHLOROPROPENE	1	U	
TRANS-1,4-DICHLORO-2-BUTENE	2	U	
TRICHLOROETHENE	174		
TRICHLOROFLUOROMETHANE	0.37	J	P
VINYL ACETATE	5	U	
VINYL CHLORIDE	0.87	J	P

nsample	TB
samp_date	3/13/2007
lab_id	9677907007
qc_type	NM
units	UG/L
Pct_Solids	
DUP_OF:	

Parameter	Result	Val Qual	Qual Code
1,1,1,2-TETRACHLOROETHANE	1	U	
1,1,1-TRICHLOROETHANE	1	U	
1,1,2,2-TETRACHLOROETHANE	1	U	
1,1,2-TRICHLOROTRIFLUOROETHANE	1	U	
1,1-DICHLOROETHANE	1	U	
1,1-DICHLOROETHENE	1	U	
1,1-DICHLOROPROPENE	1	U	
1,2,3-TRICHLOROBENZENE	2	U	
1,2,3-TRICHLOROPROPANE	2	U	
1,2,4-TRICHLOROBENZENE	2	U	
1,2,4-TRIMETHYLBENZENE	1	U	
1,2-DIBROMO-3-CHLOROPROPANE	7	U	
1,2-DIBROMOETHANE	1	U	
1,2-DICHLOROBENZENE	1	U	
1,2-DICHLOROETHANE	1	U	
1,2-DICHLOROPROPANE	1	U	
1,3,5-TRIMETHYLBENZENE	1	U	
1,3-DICHLOROBENZENE	1	U	
1,3-DICHLOROPROPANE	1	U	
1,4-DICHLOROBENZENE	1	U	
1,4-DIOXANE	320	UR	C
1-CHLOROHEXANE	1	U	
2,2-DICHLOROPROPANE	1	U	
2-BUTANONE	10	UR	C
2-CHLOROETHYL VINYL ETHER	3	U	
2-CHLOROTOLUENE	1	U	
2-HEXANONE	5	U	
2-NITROPROPANE	5	U	
3-CHLOROPROPENE	1	U	
4-CHLOROTOLUENE	1	U	
4-ISOPROPYLTOLUENE	1	U	
4-METHYL-2-PENTANONE	5	U	

nsample	TB
samp_date	3/13/2007
lab_id	9677907007
qc_type	NM
units	UG/L
Pct_Solids	
DUP_OF:	

Parameter	Result	Val Qual	Qual Code
ACETONE	10	UR	C
ACETONITRILE	20	UR	C
ACROLEIN	25	UR	C
ACRYLONITRILE	5	U	
BENZENE	1	U	
BENZYL CHLORIDE	1	U	
BROMOBENZENE	1	U	
BROMOCHLOROMETHANE	1	U	
BROMODICHLOROMETHANE	1	U	
BROMOFORM	1	U	
BROMOMETHANE	1	U	
CARBON DISULFIDE	1	U	
CARBON TETRACHLORIDE	1	U	
CHLOROBENZENE	1	U	
CHLORODIBROMOMETHANE	1	U	
CHLOROETHANE	1	U	
CHLOROFORM	1	U	
CHLOROMETHANE	1	U	
CHLOROPRENE	1	U	
CIS-1,2-DICHLOROETHENE	1	U	
CIS-1,3-DICHLOROPROPENE	1	U	
CYCLOHEXANE	1	U	
DIBROMOMETHANE	1	U	
DICHLORODIFLUOROMETHANE	1	U	
DIETHYL ETHER	1	U	
DIISOBUTYLENE	1	U	
DIISOPROPYL ETHER	1	U	
ETHYL ACETATE	2	U	
ETHYL METHACRYLATE	1	U	
ETHYL TERT-BUTYL ETHER	1	U	
ETHYLBENZENE	1	U	
HEXACHLOROBUTADIENE	5	U	

PROJ_NO: 00441

SDG: TLP-023 MEDIA: WATER DATA FRACTION: OV

nsample	TB
samp_date	3/13/2007
lab_id	9677907007
qc_type	NM
units	UG/L
Pct_Solids	
DUP_OF:	

Parameter	Result	Val Qual	Qual Code
HEXACHLOROETHANE	1	U	
HEXANE	1	U	
ISOBUTANOL	75	UR	C
ISOPROPANOL	25	UR	C
ISOPROPYLBENZENE	1	U	
M+P-XYLENES	2	U	
METHACRYLONITRILE	2	U	
METHYL ACETATE	2	U	
METHYL CYCLOHEXANE	1	U	
METHYL IODIDE	1	U	
METHYL METHACRYLATE	3	U	
METHYL TERT-BUTYL ETHER	1	U	
METHYLENE CHLORIDE	1	U	
NAPHTHALENE	2	U	
N-BUTYLBENZENE	1	U	
N-HEPTANE	1	U	
NITROBENZENE	100	U	
N-PROPANOL	600	U	
N-PROPYLBENZENE	1	U	
OCTANE	3	U	
O-XYLENE	1	U	
PENTANE	2	U	
PROPIONITRILE	10	UR	C
SEC-BUTYLBENZENE	2	U	
STYRENE	1	U	
TERT-AMYL METHYL ETHER	2	U	
TERT-BUTYLBENZENE	2	U	
TERTIARY-BUTYL ALCOHOL	10	UR	C
TETRACHLOROETHENE	1	U	
TETRAHYDROFURAN	5	U	
TOLUENE	1	U	
TOTAL 1,2-DICHLOROETHENE	2	U	

nsample	TB
samp_date	3/13/2007
lab_id	9677907007
qc_type	NM
units	UG/L
Pct_Solids	
DUP_OF:	

Parameter	Result	Val Qual	Qual Code
TOTAL XYLENES	3	U	
TRANS-1,2-DICHLOROETHENE	1	U	
TRANS-1,3-DICHLOROPROPENE	1	U	
TRANS-1,4-DICHLORO-2-BUTENE	2	U	
TRICHLOROETHENE	1	U	
TRICHLOROFLUOROMETHANE	1	U	
VINYL ACETATE	5	U	
VINYL CHLORIDE	1	U	

Appendix B

Results as Reported by the Laboratory

FORM 1 Tetra Tech NUS Germ SAMPLE NO.

VOLATILE ORGANICS ANALYSIS DATA SHEET

FMC-PW-EWB

Lab Name: Contract:

Lab Code: Case No.: SAS No.: SDG No.: TLP023

Matrix: (soil/water) WATER Lab Sample ID: 9677906001

Sample wt/vol: 5.000 (g/ml) ML Lab File ID: 7031517

Level: (low/med) LOW Date Received: 03/13/07

% Moisture: not dec. _____ Date Analyzed: 03/15/07

GC Column: RTX-VRX ID: 0.25 (mm) Dilution Factor: 1.0

Soil Extract Volume:_____(uL) Soil Aliquot Volume: _____(uL)

CAS NO.	COMPOUND	CONCENTRATION UNITS: (ug/L or ug/Kg) UG/L	Q
107-02-8	Acrolein	25.0	U
107-13-1	Acrylonitrile	5.0	U
71-43-2	Benzene	1.0	U
75-25-2	Bromoform	2.2	
56-23-5	Carbon Tetrachloride	1.0	U
108-90-7	Chlorobenzene	1.0	U
124-48-1	Chlorodibromomethane	1.6	
75-00-3	Chloroethane	1.0	U
110-75-8	2-Chloroethylvinyl ether	3.0	U
67-66-3	Chloroform	2.2	
75-27-4	Bromodichloromethane	2.2	
75-34-3	1,1-Dichloroethane	1.0	U
107-06-2	1,2-Dichloroethane	1.0	U
75-35-4	1,1-Dichloroethene	1.0	U
78-87-5	1,2-Dichloropropane	1.0	U
100-41-4	Ethylbenzene	1.0	U
74-83-9	Bromomethane	1.0	U
74-87-3	Chloromethane	1.0	U
75-09-2	Methylene Chloride	1.0	U
79-34-5	1,1,2,2-Tetrachloroethane	1.0	U
127-18-4	Tetrachloroethene	1.0	U
108-88-3	Toluene	1.0	U
156-60-5	trans-1,2-Dichloroethene	1.0	U
71-55-6	1,1,1-Trichloroethane	1.0	U
126-99-8	Chloroprene	1.0	U
79-01-6	Trichloroethene	1.0	U
75-01-4	Vinyl Chloride	1.0	U
76-13-1	Freon 113	1.0	U
95-47-6	o-Xylene	1.0	U
108383/106423	mp-Xylene	2.0	U
78-93-3	2-Butanone	11.2	
75-69-4	Trichlorofluoromethane	1.0	U
109-99-9	Tetrahydrofuran	5.0	

FORM 1 Tetra Tech NUS Germ SAMPLE NO.
VOLATILE ORGANICS ANALYSIS DATA SHEET

FMC-PW-EWB

Lab Name: Contract:

Lab Code: Case No.: SAS No.: SDG No.: TLP023

Matrix: (soil/water) WATER Lab Sample ID: 9677906001

Sample wt/vol: 5.000 (g/ml) ML Lab File ID: 7031517

Level: (low/med) LOW Date Received: 03/13/07

% Moisture: not dec. _____ Date Analyzed: 03/15/07

GC Column: RTX-VRX ID: 0.25 (mm) Dilution Factor: 1.0

Soil Extract Volume:_____(uL) Soil Aliquot Volume: _____(uL)

CAS NO.	COMPOUND	CONCENTRATION UNITS: (ug/L or ug/Kg) UG/L	Q
108-10-1	4-Methyl-2-Pentanone(MIBK)	5.0	U
109-66-0	Pentane	2.0	U
95-50-1	1,2-Dichlorobenzene	1.0	U
541-73-1	1,3-Dichlorobenzene	1.0	U
106-46-7	1,4-Dichlorobenzene	1.0	U
87-68-3	Hexachlorobutadiene	5.0	U
91-20-3	Naphthalene	2.0	U
120-82-1	1,2,4-Trichlorobenzene	2.0	U
80-62-6	Methyl methacrylate	3.0	U
97-63-2	Ethyl Methacrylate	1.0	U
67-72-1	Hexachloroethane	1.0	U
107-12-0	Propionitrile	10.0	U
126-98-7	Methacrylonitrile	2.0	U
67-63-0	Isopropyl Alcohol	25.0	U
1330-20-7	Total Xylenes	3.0	U
75-05-8	Acetonitrile	20.0	U
79-20-9	Methyl acetate	2.0	U
67-64-1	Acetone	10.0	U
71-23-8	n-Propanol	600	U
108-20-3	Diisopropyl ether	1.0	U
110-54-3	Hexane	1.0	U
141-78-6	Ethyl Acetate	2.0	U
78-83-1	Isobutyl alcohol	75.0	U
637-92-3	Ethyl tert-butyl ether	1.0	U
75-71-8	Dichlorodifluoromethane	1.0	U
994-05-8	tert-Amyl methyl ether	2.0	U
96-18-4	1,2,3-Trichloropropane	2.0	U
108-87-2	Methyl cyclohexane	1.0	U
10061-02-6	trans-1,3-Dichloropropene	1.0	U
10061-01-5	cis-1,3-Dichloropropene	1.0	U
110-82-7	Cyclohexane	1.0	U
142-82-5	Heptane	1.0	U
540-59-0	1,2-Dichloroethene, Total	2.0	U

FORM 1 Tetra Tech NUS Germ SAMPLE NO.
VOLATILE ORGANICS ANALYSIS DATA SHEET

FMC-PW-EWB

Lab Name: Contract:

Lab Code: Case No.: SAS No.: SDG No.: TLP023

Matrix: (soil/water) WATER Lab Sample ID: 9677906001

Sample wt/vol: 5.000 (g/ml) ML Lab File ID: 7031517

Level: (low/med) LOW Date Received: 03/13/07

% Moisture: not dec. _____ Date Analyzed: 03/15/07

GC Column: RTX-VRX ID: 0.25 (mm) Dilution Factor: 1.0

Soil Extract Volume:_____(uL) Soil Aliquot Volume: _____(uL)

CAS NO.	COMPOUND	CONCENTRATION UNITS: (ug/L or ug/Kg) UG/L	Q
111-65-9	Octane	3.0	U
100-42-5	Styrene	1.0	U
60-29-7	Ethyl Ether	1.0	U
156-59-2	cis-1,2-Dichloroethene	1.0	U
630-20-6	1,1,1,2-Tetrachloroethane	1.0	U
108-86-1	Bromobenzene	1.0	U
95-49-8	o-Chlorotoluene	1.0	U
106-43-4	p-Chlorotoluene	1.0	U
74-95-3	Dibromomethane	1.0	U
563-58-6	1,1-Dichloropropene	1.0	U
142-28-9	1,3-Dichloropropane	1.0	U
594-20-7	2,2-Dichloropropane	1.0	U
96-12-8	1,2-Dibromo-3-chloropropane	7.0	U
1634-04-4	Methyl t-Butyl Ether	1.0	U
75-15-0	Carbon Disulfide	1.0	U
108-05-4	Vinyl Acetate	5.0	U
591-78-6	2-Hexanone	5.0	U
79-46-9	2-Nitropropane	5.0	U
74-97-5	Bromochloromethane	1.0	U
98-82-8	Isopropylbenzene	1.0	U
103-65-1	n-Propylbenzene	1.0	U
108-67-8	1,3,5-Trimethylbenzene	1.0	U
98-06-6	tert-Butylbenzene	2.0	U
95-63-6	1,2,4-Trimethylbenzene	1.0	U
135-98-8	sec-Butylbenzene	2.0	U
99-87-6	p-Isopropyltoluene	1.0	U
104-51-8	n-Butylbenzene	1.0	U
87-61-6	1,2,3-Trichlorobenzene	2.0	U
74-88-4	Iodomethane	1.0	U
110-57-6	trans-1,4-Dichloro-2-butene	2.0	U
544-10-5	1-Chlorohexane	1.0	U
106-93-4	1,2-Dibromoethane	1.0	U
107-05-1	3-Chloro-1-propene	1.0	U

FORM 1 Tetra Tech NUS Germ SAMPLE NO.
VOLATILE ORGANICS ANALYSIS DATA SHEET

FMC-PW-EWB

Lab Name: Contract:

Lab Code: Case No.: SAS No.: SDG No.: TLP023

Matrix: (soil/water) WATER Lab Sample ID: 9677906001

Sample wt/vol: 5.000 (g/ml) ML Lab File ID: 7031517

Level: (low/med) LOW Date Received: 03/13/07

% Moisture: not dec. _____ Date Analyzed: 03/15/07

GC Column: RTX-VRX ID: 0.25 (mm) Dilution Factor: 1.0

Soil Extract Volume:_____(uL) Soil Aliquot Volume: _____(uL)

CAS NO.	COMPOUND	CONCENTRATION UNITS: (ug/L or ug/Kg) UG/L	Q
100-44-7	Benzyl Chloride	1.0	U
107-39-1	Diisobutylene	1.0	U
75-65-0	tert.- Butyl Alcohol	10.0	U
123-91-1	1,4-Dioxane	320	U
98-95-3	Nitrobenzene	100	U

FORM 1
VOLATILE ORGANICS ANALYSIS DATA SHEET

Tetra Tech NUS Germ SAMPLE NO.

FMC-PW-T2-5

Lab Name: Contract:

Lab Code: Case No.: SAS No.: SDG No.: TLP023

Matrix: (soil/water) WATER Lab Sample ID: 9677907004

Sample wt/vol: 5.000 (g/ml) ML Lab File ID: 7031510

Level: (low/med) LOW Date Received: 03/13/07

% Moisture: not dec. _____ Date Analyzed: 03/15/07

GC Column: RTX-VRX ID: 0.25 (mm) Dilution Factor: 1.0

Soil Extract Volume:_____(uL) Soil Aliquot Volume: _____(uL)

CAS NO.	COMPOUND	CONCENTRATION UNITS: (ug/L or ug/Kg) UG/L	Q
107-02-8	Acrolein	25.0	U
107-13-1	Acrylonitrile	5.0	U
71-43-2	Benzene	1.0	U
75-25-2	Bromoform	1.0	U
56-23-5	Carbon Tetrachloride	1.0	U
108-90-7	Chlorobenzene	1.0	U
124-48-1	Chlorodibromomethane	1.0	U
75-00-3	Chloroethane	1.0	U
110-75-8	2-Chloroethylvinyl ether	3.0	U
67-66-3	Chloroform	1.0	U
75-27-4	Bromodichloromethane	1.0	U
75-34-3	1,1-Dichloroethane	1.0	U
107-06-2	1,2-Dichloroethane	1.0	U
75-35-4	1,1-Dichloroethene	1.0	U
78-87-5	1,2-Dichloropropane	1.0	U
100-41-4	Ethylbenzene	1.0	U
74-83-9	Bromomethane	1.0	U
74-87-3	Chloromethane	1.0	U
75-09-2	Methylene Chloride	1.0	U
79-34-5	1,1,2,2-Tetrachloroethane	1.0	U
127-18-4	Tetrachloroethene	1.0	U
108-88-3	Toluene	1.0	U
156-60-5	trans-1,2-Dichloroethene	1.0	U
71-55-6	1,1,1-Trichloroethane	1.0	U
126-99-8	Chloroprene	1.0	U
79-01-6	Trichloroethene	1.0	U
75-01-4	Vinyl Chloride	1.0	U
76-13-1	Freon 113	1.0	U
95-47-6	o-Xylene	1.0	U
108383/106423	mp-Xylene	2.0	U
78-93-3	2-Butanone	10.0	U
75-69-4	Trichlorofluoromethane	1.0	U
109-99-9	Tetrahydrofuran	5.0	U

FORM I VOA

FORM 1 Tetra Tech NUS Germ SAMPLE NO.
VOLATILE ORGANICS ANALYSIS DATA SHEET

FMC-PW-T2-5

Lab Name: Contract:

Lab Code: Case No.: SAS No.: SDG No.: TLP023

Matrix: (soil/water) WATER Lab Sample ID: 9677907004

Sample wt/vol: 5.000 (g/ml) ML Lab File ID: 7031510

Level: (low/med) LOW Date Received: 03/13/07

% Moisture: not dec. _____ Date Analyzed: 03/15/07

GC Column: RTX-VRX ID: 0.25 (mm) Dilution Factor: 1.0

Soil Extract Volume:_____(uL) Soil Aliquot Volume: _____(uL)

CAS NO.	COMPOUND	CONCENTRATION UNITS: (ug/L or ug/Kg) UG/L	Q
108-10-1	4-Methyl-2-Pentanone(MIBK)	5.0	U
109-66-0	Pentane	2.0	U
95-50-1	1,2-Dichlorobenzene	1.0	U
541-73-1	1,3-Dichlorobenzene	1.0	U
106-46-7	1,4-Dichlorobenzene	1.0	U
87-68-3	Hexachlorobutadiene	5.0	U
91-20-3	Naphthalene	2.0	U
120-82-1	1,2,4-Trichlorobenzene	2.0	U
80-62-6	Methyl methacrylate	3.0	U
97-63-2	Ethyl Methacrylate	1.0	U
67-72-1	Hexachloroethane	1.0	U
107-12-0	Propionitrile	10.0	U
126-98-7	Methacrylonitrile	2.0	U
67-63-0	Isopropyl Alcohol	25.0	U
1330-20-7	Total Xylenes	3.0	U
75-05-8	Acetonitrile	20.0	U
79-20-9	Methyl acetate	2.0	U
67-64-1	Acetone	6.3	J
71-23-8	n-Propanol	600	U
108-20-3	Diisopropyl ether	1.0	U
110-54-3	Hexane	1.0	U
141-78-6	Ethyl Acetate	2.0	U
78-83-1	Isobutyl alcohol	75.0	U
637-92-3	Ethyl tert-butyl ether	1.0	U
75-71-8	Dichlorodifluoromethane	1.0	U
994-05-8	tert-Amyl methyl ether	2.0	U
96-18-4	1,2,3-Trichloropropane	2.0	U
108-87-2	Methyl cyclohexane	1.0	U
10061-02-6	trans-1,3-Dichloropropene	1.0	U
10061-01-5	cis-1,3-Dichloropropene	1.0	U
110-82-7	Cyclohexane	1.0	U
142-82-5	Heptane	1.0	U
540-59-0	1,2-Dichloroethene, Total	2.0	U

FORM 1 Tetra Tech NUS Germ SAMPLE NO.

VOLATILE ORGANICS ANALYSIS DATA SHEET

FMC-PW-T2-5

Lab Name: Contract:

Lab Code: Case No.: SAS No.: SDG No.: TLP023

Matrix: (soil/water) WATER Lab Sample ID: 9677907004

Sample wt/vol: 5.000 (g/ml) ML Lab File ID: 7031510

Level: (low/med) LOW Date Received: 03/13/07

% Moisture: not dec. _____ Date Analyzed: 03/15/07

GC Column: RTX-VRX ID: 0.25 (mm) Dilution Factor: 1.0

Soil Extract Volume:_____(uL) Soil Aliquot Volume: _____(uL)

CAS NO.	COMPOUND	CONCENTRATION UNITS: (ug/L or ug/Kg) UG/L	Q
111-65-9	Octane	3.0	U
100-42-5	Styrene	1.0	U
60-29-7	Ethyl Ether	1.0	U
156-59-2	cis-1,2-Dichloroethene	1.0	U
630-20-6	1,1,1,2-Tetrachloroethane	1.0	U
108-86-1	Bromobenzene	1.0	U
95-49-8	o-Chlorotoluene	1.0	U
106-43-4	p-Chlorotoluene	1.0	U
74-95-3	Dibromomethane	1.0	U
563-58-6	1,1-Dichloropropene	1.0	U
142-28-9	1,3-Dichloropropane	1.0	U
594-20-7	2,2-Dichloropropane	1.0	U
96-12-8	1,2-Dibromo-3-chloropropane	7.0	U
1634-04-4	Methyl t-Butyl Ether	1.3	
75-15-0	Carbon Disulfide	1.0	U
108-05-4	Vinyl Acetate	5.0	U
591-78-6	2-Hexanone	5.0	U
79-46-9	2-Nitropropane	5.0	U
74-97-5	Bromochloromethane	1.0	U
98-82-8	Isopropylbenzene	1.0	U
103-65-1	n-Propylbenzene	1.0	U
108-67-8	1,3,5-Trimethylbenzene	1.0	U
98-06-6	tert-Butylbenzene	2.0	U
95-63-6	1,2,4-Trimethylbenzene	1.0	U
135-98-8	sec-Butylbenzene	2.0	U
99-87-6	p-Isopropyltoluene	1.0	U
104-51-8	n-Butylbenzene	1.0	U
87-61-6	1,2,3-Trichlorobenzene	2.0	U
74-88-4	Iodomethane	1.0	U
110-57-6	trans-1,4-Dichloro-2-butene	2.0	U
544-10-5	1-Chlorohexane	1.0	U
106-93-4	1,2-Dibromoethane	1.0	U
107-05-1	3-Chloro-1-propene	1.0	U

FORM 1 Tetra Tech NUS Germ SAMPLE NO.
VOLATILE ORGANICS ANALYSIS DATA SHEET

FMC-PW-T2-5

Lab Name: Contract:

Lab Code: Case No.: SAS No.: SDG No.: TLP023

Matrix: (soil/water) WATER Lab Sample ID: 9677907004

Sample wt/vol: 5.000 (g/ml) ML Lab File ID: 7031510

Level: (low/med) LOW Date Received: 03/13/07

% Moisture: not dec. _____ Date Analyzed: 03/15/07

GC Column: RTX-VRX ID: 0.25 (mm) Dilution Factor: 1.0

Soil Extract Volume:_____(uL) Soil Aliquot Volume: _____(uL)

CAS NO.	COMPOUND	CONCENTRATION UNITS: (ug/L or ug/Kg) UG/L	Q
100-44-7	Benzyl Chloride	1.0	U
107-39-1	Diisobutylene	1.0	U
75-65-0	tert.- Butyl Alcohol	10.0	U
123-91-1	1,4-Dioxane	320	U
98-95-3	Nitrobenzene	100	U

FORM 1 Tetra Tech NUS Germ SAMPLE NO.
VOLATILE ORGANICS ANALYSIS DATA SHEET

FMC-PW-T2-6

Lab Name: Contract:

Lab Code: Case No.: SAS No.: SDG No.: TLP023

Matrix: (soil/water) WATER Lab Sample ID: 9677907002

Sample wt/vol: 5.000 (g/ml) ML Lab File ID: 7031508

Level: (low/med) LOW Date Received: 03/13/07

% Moisture: not dec. _____ Date Analyzed: 03/15/07

GC Column: RTX-VRX ID: 0.25 (mm) Dilution Factor: 1.0

Soil Extract Volume:_____(uL) Soil Aliquot Volume: _____(uL)

CAS NO.	COMPOUND	CONCENTRATION UNITS: (ug/L or ug/Kg) UG/L	Q
107-02-8	Acrolein	25.0	U
107-13-1	Acrylonitrile	5.0	U
71-43-2	Benzene	1.0	U
75-25-2	Bromoform	1.0	U
56-23-5	Carbon Tetrachloride	1.0	U
108-90-7	Chlorobenzene	1.0	U
124-48-1	Chlorodibromomethane	1.0	U
75-00-3	Chloroethane	1.0	U
110-75-8	2-Chloroethylvinyl ether	3.0	U
67-66-3	Chloroform	1.0	U
75-27-4	Bromodichloromethane	1.0	U
75-34-3	1,1-Dichloroethane	1.0	U
107-06-2	1,2-Dichloroethane	1.0	U
75-35-4	1,1-Dichloroethene	1.0	U
78-87-5	1,2-Dichloropropane	1.0	U
100-41-4	Ethylbenzene	1.0	U
74-83-9	Bromomethane	1.0	U
74-87-3	Chloromethane	1.0	U
75-09-2	Methylene Chloride	1.0	U
79-34-5	1,1,2,2-Tetrachloroethane	1.0	U
127-18-4	Tetrachloroethene	1.0	U
108-88-3	Toluene	1.0	U
156-60-5	trans-1,2-Dichloroethene	1.0	U
71-55-6	1,1,1-Trichloroethane	1.0	U
126-99-8	Chloroprene	1.0	U
79-01-6	Trichloroethene	0.36	J
75-01-4	Vinyl Chloride	1.0	U
76-13-1	Freon 113	1.0	U
95-47-6	o-Xylene	1.0	U
108383/106423	mp-Xylene	2.0	U
78-93-3	2-Butanone	10.0	U
75-69-4	Trichlorofluoromethane	1.0	U
109-99-9	Tetrahydrofuran	5.0	U

FORM 1 Tetra Tech NUS Germ SAMPLE NO.

VOLATILE ORGANICS ANALYSIS DATA SHEET

FMC-PW-T2-6

Lab Name: Contract:

Lab Code: Case No.: SAS No.: SDG No.: TLP023

Matrix: (soil/water) WATER Lab Sample ID: 9677907002

Sample wt/vol: 5.000 (g/ml) ML Lab File ID: 7031508

Level: (low/med) LOW Date Received: 03/13/07

% Moisture: not dec. _____ Date Analyzed: 03/15/07

GC Column: RTX-VRX ID: 0.25 (mm) Dilution Factor: 1.0

Soil Extract Volume:_____(uL) Soil Aliquot Volume: _____(uL)

CAS NO.	COMPOUND	CONCENTRATION UNITS: (ug/L or ug/Kg) UG/L	Q
108-10-1	4-Methyl-2-Pentanone(MIBK)	5.0	U
109-66-0	Pentane	2.0	U
95-50-1	1,2-Dichlorobenzene	1.0	U
541-73-1	1,3-Dichlorobenzene	1.0	U
106-46-7	1,4-Dichlorobenzene	1.0	U
87-68-3	Hexachlorobutadiene	5.0	U
91-20-3	Naphthalene	2.0	U
120-82-1	1,2,4-Trichlorobenzene	2.0	U
80-62-6	Methyl methacrylate	3.0	U
97-63-2	Ethyl Methacrylate	1.0	U
67-72-1	Hexachloroethane	1.0	U
107-12-0	Propionitrile	10.0	U
126-98-7	Methacrylonitrile	2.0	U
67-63-0	Isopropyl Alcohol	25.0	U
1330-20-7	Total Xylenes	3.0	U
75-05-8	Acetonitrile	20.0	U
79-20-9	Methyl acetate	2.0	U
67-64-1	Acetone	14.5	
71-23-8	n-Propanol	600	U
108-20-3	Diisopropyl ether	1.0	U
110-54-3	Hexane	1.0	U
141-78-6	Ethyl Acetate	2.0	U
78-83-1	Isobutyl alcohol	75.0	U
637-92-3	Ethyl tert-butyl ether	1.0	U
75-71-8	Dichlorodifluoromethane	1.0	U
994-05-8	tert-Amyl methyl ether	2.0	U
96-18-4	1,2,3-Trichloropropane	2.0	U
108-87-2	Methyl cyclohexane	1.0	U
10061-02-6	trans-1,3-Dichloropropene	1.0	U
10061-01-5	cis-1,3-Dichloropropene	1.0	U
110-82-7	Cyclohexane	1.0	U
142-82-5	Heptane	1.0	U
540-59-0	1,2-Dichloroethene, Total	2.0	U

FORM 1 Tetra Tech NUS Germ SAMPLE NO.
VOLATILE ORGANICS ANALYSIS DATA SHEET

FMC-PW-T2-6

Lab Name: Contract:

Lab Code: Case No.: SAS No.: SDG No.: TLP023

Matrix: (soil/water) WATER Lab Sample ID: 9677907002

Sample wt/vol: 5.000 (g/ml) ML Lab File ID: 7031508

Level: (low/med) LOW Date Received: 03/13/07

% Moisture: not dec. _____ Date Analyzed: 03/15/07

GC Column: RTX-VRX ID: 0.25 (mm) Dilution Factor: 1.0

Soil Extract Volume: _____(uL) Soil Aliquot Volume: _____(uL)

CAS NO.	COMPOUND	CONCENTRATION UNITS: (ug/L or ug/Kg) UG/L	Q
111-65-9	Octane	3.0	U
100-42-5	Styrene	1.0	U
60-29-7	Ethyl Ether	1.0	U
156-59-2	cis-1,2-Dichloroethene	1.0	U
630-20-6	1,1,1,2-Tetrachloroethane	1.0	U
108-86-1	Bromobenzene	1.0	U
95-49-8	o-Chlorotoluene	1.0	U
106-43-4	p-Chlorotoluene	1.0	U
74-95-3	Dibromomethane	1.0	U
563-58-6	1,1-Dichloropropene	1.0	U
142-28-9	1,3-Dichloropropane	1.0	U
594-20-7	2,2-Dichloropropane	1.0	U
96-12-8	1,2-Dibromo-3-chloropropane	7.0	U
1634-04-4	Methyl t-Butyl Ether	0.35	J
75-15-0	Carbon Disulfide	1.0	U
108-05-4	Vinyl Acetate	5.0	U
591-78-6	2-Hexanone	5.0	U
79-46-9	2-Nitropropane	5.0	U
74-97-5	Bromochloromethane	1.0	U
98-82-8	Isopropylbenzene	1.0	U
103-65-1	n-Propylbenzene	1.0	U
108-67-8	1,3,5-Trimethylbenzene	1.0	U
98-06-6	tert-Butylbenzene	2.0	U
95-63-6	1,2,4-Trimethylbenzene	1.0	U
135-98-8	sec-Butylbenzene	2.0	U
99-87-6	p-Isopropyltoluene	1.0	U
104-51-8	n-Butylbenzene	1.0	U
87-61-6	1,2,3-Trichlorobenzene	2.0	U
74-88-4	Iodomethane	1.0	U
110-57-6	trans-1,4-Dichloro-2-butene	2.0	U
544-10-5	1-Chlorohexane	1.0	U
106-93-4	1,2-Dibromoethane	1.0	U
107-05-1	3-Chloro-1-propene	1.0	U

FORM 1 Tetra Tech NUS Germ SAMPLE NO.

VOLATILE ORGANICS ANALYSIS DATA SHEET

FMC-PW-T2-6

Lab Name: Contract:

Lab Code: Case No.: SAS No.: SDG No.: TLP023

Matrix: (soil/water) WATER Lab Sample ID: 9677907002

Sample wt/vol: 5.000 (g/ml) ML Lab File ID: 7031508

Level: (low/med) LOW Date Received: 03/13/07

% Moisture: not dec. _____ Date Analyzed: 03/15/07

GC Column: RTX-VRX ID: 0.25 (mm) Dilution Factor: 1.0

Soil Extract Volume:_____(uL) Soil Aliquot Volume: _____(uL)

CAS NO.	COMPOUND	CONCENTRATION UNITS: (ug/L or ug/Kg) UG/L	Q
100-44-7	Benzyl Chloride	1.0	U
107-39-1	Diisobutylene	1.0	U
75-65-0	tert.- Butyl Alcohol	10.0	U
123-91-1	1,4-Dioxane	320	U
98-95-3	Nitrobenzene	100	U

FORM 1 Tetra Tech NUS Germ SAMPLE NO.

VOLATILE ORGANICS ANALYSIS DATA SHEET

FMC-PW-T2-7

Lab Name: Contract:

Lab Code: Case No.: SAS No.: SDG No.: TLP023

Matrix: (soil/water) WATER Lab Sample ID: 9677907006

Sample wt/vol: 5.000 (g/ml) ML Lab File ID: 7031512

Level: (low/med) LOW Date Received: 03/13/07

% Moisture: not dec. _____ Date Analyzed: 03/15/07

GC Column: RTX-VRX ID: 0.25 (mm) Dilution Factor: 1.0

Soil Extract Volume:_____(uL) Soil Aliquot Volume: _____(uL)

CAS NO.	COMPOUND	CONCENTRATION UNITS: (ug/L or ug/Kg) UG/L	Q
107-02-8	Acrolein	25.0	U
107-13-1	Acrylonitrile	5.0	U
71-43-2	Benzene	1.0	U
75-25-2	Bromoform	1.0	U
56-23-5	Carbon Tetrachloride	1.0	U
108-90-7	Chlorobenzene	1.0	U
124-48-1	Chlorodibromomethane	1.0	U
75-00-3	Chloroethane	1.0	U
110-75-8	2-Chloroethylvinyl ether	3.0	U
67-66-3	Chloroform	1.0	U
75-27-4	Bromodichloromethane	1.0	U
75-34-3	1,1-Dichloroethane	1.0	U
107-06-2	1,2-Dichloroethane	1.0	U
75-35-4	1,1-Dichloroethene	1.0	U
78-87-5	1,2-Dichloropropane	1.0	U
100-41-4	Ethylbenzene	1.0	U
74-83-9	Bromomethane	1.0	U
74-87-3	Chloromethane	1.0	U
75-09-2	Methylene Chloride	1.0	U
79-34-5	1,1,2,2-Tetrachloroethane	1.0	U
127-18-4	Tetrachloroethene	1.0	U
108-88-3	Toluene	1.0	U
156-60-5	trans-1,2-Dichloroethene	1.0	U
71-55-6	1,1,1-Trichloroethane	1.0	U
126-99-8	Chloroprene	1.0	U
79-01-6	Trichloroethene	1.0	U
75-01-4	Vinyl Chloride	1.0	U
76-13-1	Freon 113	1.0	U
95-47-6	o-Xylene	1.0	U
108383/106423	mp-Xylene	2.0	U
78-93-3	2-Butanone	10.0	U
75-69-4	Trichlorofluoromethane	1.0	U
109-99-9	Tetrahydrofuran	5.0	U

FORM 1 Tetra Tech NUS Germ SAMPLE NO.

VOLATILE ORGANICS ANALYSIS DATA SHEET

FMC-PW-T2-7

Lab Name: Contract:

Lab Code: Case No.: SAS No.: SDG No.: TLP023

Matrix: (soil/water) WATER Lab Sample ID: 9677907006

Sample wt/vol: 5.000 (g/ml) ML Lab File ID: 7031512

Level: (low/med) LOW Date Received: 03/13/07

% Moisture: not dec. _____ Date Analyzed: 03/15/07

GC Column: RTX-VRX ID: 0.25 (mm) Dilution Factor: 1.0

Soil Extract Volume:_____(uL) Soil Aliquot Volume: _____(uL)

CAS NO.	COMPOUND	CONCENTRATION UNITS: (ug/L or ug/Kg) UG/L	Q
108-10-1	4-Methyl-2-Pentanone(MIBK)	5.0	U
109-66-0	Pentane	2.0	U
95-50-1	1,2-Dichlorobenzene	1.0	U
541-73-1	1,3-Dichlorobenzene	1.0	U
106-46-7	1,4-Dichlorobenzene	1.0	U
87-68-3	Hexachlorobutadiene	5.0	U
91-20-3	Naphthalene	2.0	U
120-82-1	1,2,4-Trichlorobenzene	2.0	U
80-62-6	Methyl methacrylate	3.0	U
97-63-2	Ethyl Methacrylate	1.0	U
67-72-1	Hexachloroethane	1.0	U
107-12-0	Propionitrile	10.0	U
126-98-7	Methacrylonitrile	2.0	U
67-63-0	Isopropyl Alcohol	25.0	U
1330-20-7	Total Xylenes	3.0	U
75-05-8	Acetonitrile	20.0	U
79-20-9	Methyl acetate	2.0	U
67-64-1	Acetone	7.5	J
71-23-8	n-Propanol	600	U
108-20-3	Diisopropyl ether	1.0	U
110-54-3	Hexane	1.0	U
141-78-6	Ethyl Acetate	2.0	U
78-83-1	Isobutyl alcohol	75.0	U
637-92-3	Ethyl tert-butyl ether	1.0	U
75-71-8	Dichlorodifluoromethane	1.0	U
994-05-8	tert-Amyl methyl ether	2.0	U
96-18-4	1,2,3-Trichloropropane	2.0	U
108-87-2	Methyl cyclohexane	1.0	U
10061-02-6	trans-1,3-Dichloropropene	1.0	U
10061-01-5	cis-1,3-Dichloropropene	1.0	U
110-82-7	Cyclohexane	1.0	U
142-82-5	Heptane	1.0	U
540-59-0	1,2-Dichloroethene, Total	2.0	U

FORM 1 Tetra Tech NUS Germ SAMPLE NO.

VOLATILE ORGANICS ANALYSIS DATA SHEET

FMC-PW-T2-7

Lab Name: Contract:

Lab Code: Case No.: SAS No.: SDG No.: TLP023

Matrix: (soil/water) WATER Lab Sample ID: 9677907006

Sample wt/vol: 5.000 (g/ml) ML Lab File ID: 7031512

Level: (low/med) LOW Date Received: 03/13/07

% Moisture: not dec. _____ Date Analyzed: 03/15/07

GC Column: RTX-VRX ID: 0.25 (mm) Dilution Factor: 1.0

Soil Extract Volume:_____(uL) Soil Aliquot Volume: _____(uL)

CAS NO.	COMPOUND	CONCENTRATION UNITS: (ug/L or ug/Kg) UG/L	Q
111-65-9	Octane	3.0	U
100-42-5	Styrene	1.0	U
60-29-7	Ethyl Ether	1.0	U
156-59-2	cis-1,2-Dichloroethene	1.0	U
630-20-6	1,1,1,2-Tetrachloroethane	1.0	U
108-86-1	Bromobenzene	1.0	U
95-49-8	o-Chlorotoluene	1.0	U
106-43-4	p-Chlorotoluene	1.0	U
74-95-3	Dibromomethane	1.0	U
563-58-6	1,1-Dichloropropene	1.0	U
142-28-9	1,3-Dichloropropane	1.0	U
594-20-7	2,2-Dichloropropane	1.0	U
96-12-8	1,2-Dibromo-3-chloropropane	7.0	U
1634-04-4	Methyl t-Butyl Ether	0.77	J
75-15-0	Carbon Disulfide	1.0	U
108-05-4	Vinyl Acetate	5.0	U
591-78-6	2-Hexanone	5.0	U
79-46-9	2-Nitropropane	5.0	U
74-97-5	Bromochloromethane	1.0	U
98-82-8	Isopropylbenzene	1.0	U
103-65-1	n-Propylbenzene	1.0	U
108-67-8	1,3,5-Trimethylbenzene	1.0	U
98-06-6	tert-Butylbenzene	2.0	U
95-63-6	1,2,4-Trimethylbenzene	1.0	U
135-98-8	sec-Butylbenzene	2.0	U
99-87-6	p-Isopropyltoluene	1.0	U
104-51-8	n-Butylbenzene	1.0	U
87-61-6	1,2,3-Trichlorobenzene	2.0	U
74-88-4	Iodomethane	1.0	U
110-57-6	trans-1,4-Dichloro-2-butene	2.0	U
544-10-5	1-Chlorohexane	1.0	U
106-93-4	1,2-Dibromoethane	1.0	U
107-05-1	3-Chloro-1-propene	1.0	U

FORM 1 Tetra Tech NUS Germ SAMPLE NO.

VOLATILE ORGANICS ANALYSIS DATA SHEET

FMC-PW-T2-7

Lab Name: Contract:

Lab Code: Case No.: SAS No.: SDG No.: TLP023

Matrix: (soil/water) WATER Lab Sample ID: 9677907006

Sample wt/vol: 5.000 (g/ml) ML Lab File ID: 7031512

Level: (low/med) LOW Date Received: 03/13/07

% Moisture: not dec. _____ Date Analyzed: 03/15/07

GC Column: RTX-VRX ID: 0.25 (mm) Dilution Factor: 1.0

Soil Extract Volume:_____(uL) Soil Aliquot Volume: _____(uL)

CAS NO.	COMPOUND	CONCENTRATION UNITS: (ug/L or ug/Kg) UG/L	Q
100-44-7	Benzyl Chloride	1.0	U
107-39-1	Diisobutylene	1.0	U
75-65-0	tert.- Butyl Alcohol	10.0	U
123-91-1	1,4-Dioxane	320	U
98-95-3	Nitrobenzene	100	U

FORM 1 Tetra Tech NUS Germ SAMPLE NO.
VOLATILE ORGANICS ANALYSIS DATA SHEET

FMC-PW-T2-8

Lab Name: Contract:

Lab Code: Case No.: SAS No.: SDG No.: TLP023

Matrix: (soil/water) WATER Lab Sample ID: 9677907003

Sample wt/vol: 5.000 (g/ml) ML Lab File ID: 7031509

Level: (low/med) LOW Date Received: 03/13/07

% Moisture: not dec. _____ Date Analyzed: 03/15/07

GC Column: RTX-VRX ID: 0.25 (mm) Dilution Factor: 1.0

Soil Extract Volume:_____(uL) Soil Aliquot Volume: _____(uL)

CAS NO.	COMPOUND	CONCENTRATION UNITS: (ug/L or ug/Kg) UG/L	Q
107-02-8	Acrolein	25.0	U
107-13-1	Acrylonitrile	5.0	U
71-43-2	Benzene	1.0	U
75-25-2	Bromoform	1.0	U
56-23-5	Carbon Tetrachloride	1.0	U
108-90-7	Chlorobenzene	1.0	U
124-48-1	Chlorodibromomethane	1.0	U
75-00-3	Chloroethane	1.0	U
110-75-8	2-Chloroethylvinyl ether	3.0	U
67-66-3	Chloroform	1.0	U
75-27-4	Bromodichloromethane	1.0	U
75-34-3	1,1-Dichloroethane	1.0	U
107-06-2	1,2-Dichloroethane	1.0	U
75-35-4	1,1-Dichloroethene	1.0	U
78-87-5	1,2-Dichloropropane	1.0	U
100-41-4	Ethylbenzene	1.0	U
74-83-9	Bromomethane	1.0	U
74-87-3	Chloromethane	1.0	U
75-09-2	Methylene Chloride	1.0	U
79-34-5	1,1,2,2-Tetrachloroethane	1.0	U
127-18-4	Tetrachloroethene	1.0	U
108-88-3	Toluene	1.0	U
156-60-5	trans-1,2-Dichloroethene	1.0	U
71-55-6	1,1,1-Trichloroethane	1.0	U
126-99-8	Chloroprene	1.0	U
79-01-6	Trichloroethene	0.39	J
75-01-4	Vinyl Chloride	1.0	U
76-13-1	Freon 113	1.0	U
95-47-6	o-Xylene	1.0	U
108383/106423	mp-Xylene	2.0	U
78-93-3	2-Butanone	10.0	U
75-69-4	Trichlorofluoromethane	1.0	U
109-99-9	Tetrahydrofuran	5.0	U

FORM 1 Tetra Tech NUS Germ SAMPLE NO.

VOLATILE ORGANICS ANALYSIS DATA SHEET

FMC-PW-T2-8

Lab Name: Contract:

Lab Code: Case No.: SAS No.: SDG No.: TLP023

Matrix: (soil/water) WATER Lab Sample ID: 9677907003

Sample wt/vol: 5.000 (g/ml) ML Lab File ID: 7031509

Level: (low/med) LOW Date Received: 03/13/07

% Moisture: not dec. _____ Date Analyzed: 03/15/07

GC Column: RTX-VRX ID: 0.25 (mm) Dilution Factor: 1.0

Soil Extract Volume:_____(uL) Soil Aliquot Volume: _____(uL)

CAS NO.	COMPOUND	CONCENTRATION UNITS: (ug/L or ug/Kg) UG/L	Q
108-10-1	4-Methyl-2-Pentanone(MIBK)	5.0	U
109-66-0	Pentane	2.0	U
95-50-1	1,2-Dichlorobenzene	1.0	U
541-73-1	1,3-Dichlorobenzene	1.0	U
106-46-7	1,4-Dichlorobenzene	1.0	U
87-68-3	Hexachlorobutadiene	5.0	U
91-20-3	Naphthalene	2.0	U
120-82-1	1,2,4-Trichlorobenzene	2.0	U
80-62-6	Methyl methacrylate	3.0	U
97-63-2	Ethyl Methacrylate	1.0	U
67-72-1	Hexachloroethane	1.0	U
107-12-0	Propionitrile	10.0	U
126-98-7	Methacrylonitrile	2.0	U
67-63-0	Isopropyl Alcohol	25.0	U
1330-20-7	Total Xylenes	3.0	U
75-05-8	Acetonitrile	20.0	U
79-20-9	Methyl acetate	2.0	U
67-64-1	Acetone	10.0	U
71-23-8	n-Propanol	600	U
108-20-3	Diisopropyl ether	1.0	U
110-54-3	Hexane	1.0	U
141-78-6	Ethyl Acetate	2.0	U
78-83-1	Isobutyl alcohol	75.0	U
637-92-3	Ethyl tert-butyl ether	1.0	U
75-71-8	Dichlorodifluoromethane	1.0	U
994-05-8	tert-Amyl methyl ether	2.0	U
96-18-4	1,2,3-Trichloropropane	2.0	U
108-87-2	Methyl cyclohexane	1.0	U
10061-02-6	trans-1,3-Dichloropropene	1.0	U
10061-01-5	cis-1,3-Dichloropropene	1.0	U
110-82-7	Cyclohexane	1.0	U
142-82-5	Heptane	1.0	U
540-59-0	1,2-Dichloroethene, Total	0.77	J

FORM 1 Tetra Tech NUS Germ SAMPLE NO.

VOLATILE ORGANICS ANALYSIS DATA SHEET

FMC-PW-T2-8

Lab Name: Contract:

Lab Code: Case No.: SAS No.: SDG No.: TLP023

Matrix: (soil/water) WATER Lab Sample ID: 9677907003

Sample wt/vol: 5.000 (g/ml) ML Lab File ID: 7031509

Level: (low/med) LOW Date Received: 03/13/07

% Moisture: not dec. _____ Date Analyzed: 03/15/07

GC Column: RTX-VRX ID: 0.25 (mm) Dilution Factor: 1.0

Soil Extract Volume:_____(uL) Soil Aliquot Volume: _____(uL)

CAS NO.	COMPOUND	CONCENTRATION UNITS: (ug/L or ug/Kg) UG/L	Q
111-65-9	Octane	3.0	U
100-42-5	Styrene	1.0	U
60-29-7	Ethyl Ether	1.0	U
156-59-2	cis-1,2-Dichloroethene	0.77	J
630-20-6	1,1,1,2-Tetrachloroethane	1.0	U
108-86-1	Bromobenzene	1.0	U
95-49-8	o-Chlorotoluene	1.0	U
106-43-4	p-Chlorotoluene	1.0	U
74-95-3	Dibromomethane	1.0	U
563-58-6	1,1-Dichloropropene	1.0	U
142-28-9	1,3-Dichloropropane	1.0	U
594-20-7	2,2-Dichloropropane	1.0	U
96-12-8	1,2-Dibromo-3-chloropropane	7.0	U
1634-04-4	Methyl t-Butyl Ether	1.0	U
75-15-0	Carbon Disulfide	1.0	U
108-05-4	Vinyl Acetate	5.0	U
591-78-6	2-Hexanone	5.0	U
79-46-9	2-Nitropropane	5.0	U
74-97-5	Bromochloromethane	1.0	U
98-82-8	Isopropylbenzene	1.0	U
103-65-1	n-Propylbenzene	1.0	U
108-67-8	1,3,5-Trimethylbenzene	1.0	U
98-06-6	tert-Butylbenzene	2.0	U
95-63-6	1,2,4-Trimethylbenzene	1.0	U
135-98-8	sec-Butylbenzene	2.0	U
99-87-6	p-Isopropyltoluene	1.0	U
104-51-8	n-Butylbenzene	1.0	U
87-61-6	1,2,3-Trichlorobenzene	2.0	U
74-88-4	Iodomethane	1.0	U
110-57-6	trans-1,4-Dichloro-2-butene	2.0	U
544-10-5	1-Chlorohexane	1.0	U
106-93-4	1,2-Dibromoethane	1.0	U
107-05-1	3-Chloro-1-propene	1.0	U

FORM 1 Tetra Tech NUS Germ SAMPLE NO.
VOLATILE ORGANICS ANALYSIS DATA SHEET

FMC-PW-T2-8

Lab Name: Contract:

Lab Code: Case No.: SAS No.: SDG No.: TLP023

Matrix: (soil/water) WATER Lab Sample ID: 9677907003

Sample wt/vol: 5.000 (g/ml) ML Lab File ID: 7031509

Level: (low/med) LOW Date Received: 03/13/07

% Moisture: not dec. _____ Date Analyzed: 03/15/07

GC Column: RTX-VRX ID: 0.25 (mm) Dilution Factor: 1.0

Soil Extract Volume:_____(uL) Soil Aliquot Volume: _____(uL)

CAS NO.	COMPOUND	CONCENTRATION UNITS: (ug/L or ug/Kg) UG/L	Q
100-44-7	Benzyl Chloride	1.0	U
107-39-1	Diisobutylene	1.0	U
75-65-0	tert.- Butyl Alcohol	10.0	U
123-91-1	1,4-Dioxane	320	U
98-95-3	Nitrobenzene	100	U

FORM 1
VOLATILE ORGANICS ANALYSIS DATA SHEET

Tetra Tech NUS Germ SAMPLE NO.

FMC-PW-T4-13

Lab Name: Contract:

Lab Code: Case No.: SAS No.: SDG No.: TLP023

Matrix: (soil/water) WATER Lab Sample ID: 9677906003

Sample wt/vol: 5.000 (g/ml) ML Lab File ID: 7031519

Level: (low/med) LOW Date Received: 03/13/07

% Moisture: not dec. _____ Date Analyzed: 03/15/07

GC Column: RTX-VRX ID: 0.25 (mm) Dilution Factor: 1.0

Soil Extract Volume:_____(uL) Soil Aliquot Volume: _____(uL)

CAS NO.	COMPOUND	CONCENTRATION UNITS: (ug/L or ug/Kg) UG/L	Q
107-02-8	Acrolein	25.0	U
107-13-1	Acrylonitrile	5.0	U
71-43-2	Benzene	1.0	U
75-25-2	Bromoform	1.0	U
56-23-5	Carbon Tetrachloride	1.0	U
108-90-7	Chlorobenzene	1.0	U
124-48-1	Chlorodibromomethane	1.0	U
75-00-3	Chloroethane	1.0	U
110-75-8	2-Chloroethylvinyl ether	3.0	U
67-66-3	Chloroform	1.0	U
75-27-4	Bromodichloromethane	1.0	U
75-34-3	1,1-Dichloroethane	1.0	U
107-06-2	1,2-Dichloroethane	1.0	U
75-35-4	1,1-Dichloroethene	1.0	U
78-87-5	1,2-Dichloropropane	1.0	U
100-41-4	Ethylbenzene	1.0	U
74-83-9	Bromomethane	1.0	U
74-87-3	Chloromethane	1.0	U
75-09-2	Methylene Chloride	1.0	U
79-34-5	1,1,2,2-Tetrachloroethane	1.0	U
127-18-4	Tetrachloroethene	1.0	U
108-88-3	Toluene	1.0	U
156-60-5	trans-1,2-Dichloroethene	1.0	U
71-55-6	1,1,1-Trichloroethane	1.0	U
126-99-8	Chloroprene	1.0	U
79-01-6	Trichloroethene	1.0	U
75-01-4	Vinyl Chloride	1.0	U
76-13-1	Freon 113	1.0	U
95-47-6	o-Xylene	1.0	U
108383/106423	mp-Xylene	2.0	U
78-93-3	2-Butanone	10.0	U
75-69-4	Trichlorofluoromethane	1.0	U
109-99-9	Tetrahydrofuran	5.0	U

FORM I VOA

FORM 1 Tetra Tech NUS Germ SAMPLE NO.

VOLATILE ORGANICS ANALYSIS DATA SHEET

FMC-PW-T4-13

Lab Name: Contract:

Lab Code: Case No.: SAS No.: SDG No.: TLP023

Matrix: (soil/water) WATER Lab Sample ID: 9677906003

Sample wt/vol: 5.000 (g/ml) ML Lab File ID: 7031519

Level: (low/med) LOW Date Received: 03/13/07

% Moisture: not dec. _____ Date Analyzed: 03/15/07

GC Column: RTX-VRX ID: 0.25 (mm) Dilution Factor: 1.0

Soil Extract Volume:_____(uL) Soil Aliquot Volume: _____(uL)

CAS NO.	COMPOUND	CONCENTRATION UNITS: (ug/L or ug/Kg) UG/L	Q
108-10-1	4-Methyl-2-Pentanone(MIBK)	5.0	U
109-66-0	Pentane	2.0	U
95-50-1	1,2-Dichlorobenzene	1.0	U
541-73-1	1,3-Dichlorobenzene	1.0	U
106-46-7	1,4-Dichlorobenzene	1.0	U
87-68-3	Hexachlorobutadiene	5.0	U
91-20-3	Naphthalene	2.0	U
120-82-1	1,2,4-Trichlorobenzene	2.0	U
80-62-6	Methyl methacrylate	3.0	U
97-63-2	Ethyl Methacrylate	1.0	U
67-72-1	Hexachloroethane	1.0	U
107-12-0	Propionitrile	10.0	U
126-98-7	Methacrylonitrile	2.0	U
67-63-0	Isopropyl Alcohol	25.0	U
1330-20-7	Total Xylenes	3.0	U
75-05-8	Acetonitrile	20.0	U
79-20-9	Methyl acetate	2.0	U
67-64-1	Acetone	11.2	
71-23-8	n-Propanol	600	U
108-20-3	Diisopropyl ether	1.0	U
110-54-3	Hexane	1.0	U
141-78-6	Ethyl Acetate	2.0	U
78-83-1	Isobutyl alcohol	75.0	U
637-92-3	Ethyl tert-butyl ether	1.0	U
75-71-8	Dichlorodifluoromethane	1.0	U
994-05-8	tert-Amyl methyl ether	2.0	U
96-18-4	1,2,3-Trichloropropane	2.0	U
108-87-2	Methyl cyclohexane	1.0	U
10061-02-6	trans-1,3-Dichloropropene	1.0	U
10061-01-5	cis-1,3-Dichloropropene	1.0	U
110-82-7	Cyclohexane	1.0	U
142-82-5	Heptane	1.0	U
540-59-0	1,2-Dichloroethene, Total	2.0	U

FORM 1 Tetra Tech NUS Germ SAMPLE NO.
VOLATILE ORGANICS ANALYSIS DATA SHEET

FMC-PW-T4-13

Lab Name: Contract:

Lab Code: Case No.: SAS No.: SDG No.: TLP023

Matrix: (soil/water) WATER Lab Sample ID: 9677906003

Sample wt/vol: 5.000 (g/ml) ML Lab File ID: 7031519

Level: (low/med) LOW Date Received: 03/13/07

% Moisture: not dec. _____ Date Analyzed: 03/15/07

GC Column: RTX-VRX ID: 0.25 (mm) Dilution Factor: 1.0

Soil Extract Volume:_____(uL) Soil Aliquot Volume: _____(uL)

CAS NO.	COMPOUND	CONCENTRATION UNITS: (ug/L or ug/Kg) UG/L	Q
111-65-9	Octane	3.0	U
100-42-5	Styrene	1.0	U
60-29-7	Ethyl Ether	1.0	U
156-59-2	cis-1,2-Dichloroethene	1.0	U
630-20-6	1,1,1,2-Tetrachloroethane	1.0	U
108-86-1	Bromobenzene	1.0	U
95-49-8	o-Chlorotoluene	1.0	U
106-43-4	p-Chlorotoluene	1.0	U
74-95-3	Dibromomethane	1.0	U
563-58-6	1,1-Dichloropropene	1.0	U
142-28-9	1,3-Dichloropropane	1.0	U
594-20-7	2,2-Dichloropropane	1.0	U
96-12-8	1,2-Dibromo-3-chloropropane	7.0	U
1634-04-4	Methyl t-Butyl Ether	0.84	J
75-15-0	Carbon Disulfide	1.0	U
108-05-4	Vinyl Acetate	5.0	U
591-78-6	2-Hexanone	5.0	U
79-46-9	2-Nitropropane	5.0	U
74-97-5	Bromochloromethane	1.0	U
98-82-8	Isopropylbenzene	1.0	U
103-65-1	n-Propylbenzene	1.0	U
108-67-8	1,3,5-Trimethylbenzene	1.0	U
98-06-6	tert-Butylbenzene	2.0	U
95-63-6	1,2,4-Trimethylbenzene	1.0	U
135-98-8	sec-Butylbenzene	2.0	U
99-87-6	p-Isopropyltoluene	1.0	U
104-51-8	n-Butylbenzene	1.0	U
87-61-6	1,2,3-Trichlorobenzene	2.0	U
74-88-4	Iodomethane	1.0	U
110-57-6	trans-1,4-Dichloro-2-butene	2.0	U
544-10-5	1-Chlorohexane	1.0	U
106-93-4	1,2-Dibromoethane	1.0	U
107-05-1	3-Chloro-1-propene	1.0	U

FORM 1 Tetra Tech NUS Germ SAMPLE NO.
VOLATILE ORGANICS ANALYSIS DATA SHEET

FMC-PW-T4-13

Lab Name: Contract:

Lab Code: Case No.: SAS No.: SDG No.: TLP023

Matrix: (soil/water) WATER Lab Sample ID: 9677906003

Sample wt/vol: 5.000 (g/ml) ML Lab File ID: 7031519

Level: (low/med) LOW Date Received: 03/13/07

% Moisture: not dec. _____ Date Analyzed: 03/15/07

GC Column: RTX-VRX ID: 0.25 (mm) Dilution Factor: 1.0

Soil Extract Volume:_____(uL) Soil Aliquot Volume: _____(uL)

CAS NO.	COMPOUND	CONCENTRATION UNITS: (ug/L or ug/Kg) UG/L	Q
100-44-7	Benzyl Chloride	1.0	U
107-39-1	Diisobutylene	1.0	U
75-65-0	tert.- Butyl Alcohol	10.0	U
123-91-1	1,4-Dioxane	320	U
98-95-3	Nitrobenzene	100	U

FORM 1 Tetra Tech NUS Germ SAMPLE NO.

VOLATILE ORGANICS ANALYSIS DATA SHEET

FMC-PW-T4-14

Lab Name: Contract:

Lab Code: Case No.: SAS No.: SDG No.: TLP023

Matrix: (soil/water) WATER Lab Sample ID: 9677906002

Sample wt/vol: 5.000 (g/ml) ML Lab File ID: 7031518

Level: (low/med) LOW Date Received: 03/13/07

% Moisture: not dec. _____ Date Analyzed: 03/15/07

GC Column: RTX-VRX ID: 0.25 (mm) Dilution Factor: 1.0

Soil Extract Volume:_____(uL) Soil Aliquot Volume: _____(uL)

CAS NO.	COMPOUND	CONCENTRATION UNITS: (ug/L or ug/Kg) UG/L	Q
107-02-8	Acrolein	25.0	U
107-13-1	Acrylonitrile	5.0	U
71-43-2	Benzene	1.0	U
75-25-2	Bromoform	1.0	U
56-23-5	Carbon Tetrachloride	1.0	U
108-90-7	Chlorobenzene	1.0	U
124-48-1	Chlorodibromomethane	1.0	U
75-00-3	Chloroethane	1.0	U
110-75-8	2-Chloroethylvinyl ether	3.0	U
67-66-3	Chloroform	1.0	U
75-27-4	Bromodichloromethane	1.0	U
75-34-3	1,1-Dichloroethane	1.0	U
107-06-2	1,2-Dichloroethane	1.0	U
75-35-4	1,1-Dichloroethene	1.0	U
78-87-5	1,2-Dichloropropane	1.0	U
100-41-4	Ethylbenzene	1.0	U
74-83-9	Bromomethane	1.0	U
74-87-3	Chloromethane	1.0	U
75-09-2	Methylene Chloride	1.0	U
79-34-5	1,1,2,2-Tetrachloroethane	1.0	U
127-18-4	Tetrachloroethene	1.0	U
108-88-3	Toluene	1.0	U
156-60-5	trans-1,2-Dichloroethene	1.0	U
71-55-6	1,1,1-Trichloroethane	1.0	U
126-99-8	Chloroprene	1.0	U
79-01-6	Trichloroethene	1.0	U
75-01-4	Vinyl Chloride	1.0	U
76-13-1	Freon 113	1.0	U
95-47-6	o-Xylene	1.0	U
108383/106423	mp-Xylene	2.0	U
78-93-3	2-Butanone	10.0	U
75-69-4	Trichlorofluoromethane	1.0	U
109-99-9	Tetrahydrofuran	5.0	U

FORM 1 Tetra Tech NUS Germ SAMPLE NO.

VOLATILE ORGANICS ANALYSIS DATA SHEET

FMC-PW-T4-14

Lab Name: Contract:

Lab Code: Case No.: SAS No.: SDG No.: TLP023

Matrix: (soil/water) WATER Lab Sample ID: 9677906002

Sample wt/vol: 5.000 (g/ml) ML Lab File ID: 7031518

Level: (low/med) LOW Date Received: 03/13/07

% Moisture: not dec. _____ Date Analyzed: 03/15/07

GC Column: RTX-VRX ID: 0.25 (mm) Dilution Factor: 1.0

Soil Extract Volume:_____(uL) Soil Aliquot Volume: _____(uL)

CAS NO.	COMPOUND	CONCENTRATION UNITS: (ug/L or ug/Kg) UG/L	Q
108-10-1	4-Methyl-2-Pentanone(MIBK)	5.0	U
109-66-0	Pentane	2.0	U
95-50-1	1,2-Dichlorobenzene	1.0	U
541-73-1	1,3-Dichlorobenzene	1.0	U
106-46-7	1,4-Dichlorobenzene	1.0	U
87-68-3	Hexachlorobutadiene	5.0	U
91-20-3	Naphthalene	2.0	U
120-82-1	1,2,4-Trichlorobenzene	2.0	U
80-62-6	Methyl methacrylate	3.0	U
97-63-2	Ethyl Methacrylate	1.0	U
67-72-1	Hexachloroethane	1.0	U
107-12-0	Propionitrile	10.0	U
126-98-7	Methacrylonitrile	2.0	U
67-63-0	Isopropyl Alcohol	25.0	U
1330-20-7	Total Xylenes	3.0	U
75-05-8	Acetonitrile	20.0	U
79-20-9	Methyl acetate	2.0	U
67-64-1	Acetone	10.3	
71-23-8	n-Propanol	600	U
108-20-3	Diisopropyl ether	1.0	U
110-54-3	Hexane	1.0	U
141-78-6	Ethyl Acetate	2.0	U
78-83-1	Isobutyl alcohol	75.0	U
637-92-3	Ethyl tert-butyl ether	1.0	U
75-71-8	Dichlorodifluoromethane	1.0	U
994-05-8	tert-Amyl methyl ether	2.0	U
96-18-4	1,2,3-Trichloropropane	2.0	U
108-87-2	Methyl cyclohexane	1.0	U
10061-02-6	trans-1,3-Dichloropropene	1.0	U
10061-01-5	cis-1,3-Dichloropropene	1.0	U
110-82-7	Cyclohexane	1.0	U
142-82-5	Heptane	1.0	U
540-59-0	1,2-Dichloroethene, Total	2.0	U

FORM 1 Tetra Tech NUS Germ SAMPLE NO.

VOLATILE ORGANICS ANALYSIS DATA SHEET

FMC-PW-T4-14

Lab Name: Contract:

Lab Code: Case No.: SAS No.: SDG No.: TLP023

Matrix: (soil/water) WATER Lab Sample ID: 9677906002

Sample wt/vol: 5.000 (g/ml) ML Lab File ID: 7031518

Level: (low/med) LOW Date Received: 03/13/07

% Moisture: not dec. _____ Date Analyzed: 03/15/07

GC Column: RTX-VRX ID: 0.25 (mm) Dilution Factor: 1.0

Soil Extract Volume:_____(uL) Soil Aliquot Volume: _____(uL)

CAS NO.	COMPOUND	CONCENTRATION UNITS: (ug/L or ug/Kg) UG/L	Q
111-65-9	Octane	3.0	U
100-42-5	Styrene	1.0	U
60-29-7	Ethyl Ether	1.0	U
156-59-2	cis-1,2-Dichloroethene	1.0	U
630-20-6	1,1,1,2-Tetrachloroethane	1.0	U
108-86-1	Bromobenzene	1.0	U
95-49-8	o-Chlorotoluene	1.0	U
106-43-4	p-Chlorotoluene	1.0	U
74-95-3	Dibromomethane	1.0	U
563-58-6	1,1-Dichloropropene	1.0	U
142-28-9	1,3-Dichloropropane	1.0	U
594-20-7	2,2-Dichloropropane	1.0	U
96-12-8	1,2-Dibromo-3-chloropropane	7.0	U
1634-04-4	Methyl t-Butyl Ether	0.86	J
75-15-0	Carbon Disulfide	1.0	U
108-05-4	Vinyl Acetate	5.0	U
591-78-6	2-Hexanone	5.0	U
79-46-9	2-Nitropropane	5.0	U
74-97-5	Bromochloromethane	1.0	U
98-82-8	Isopropylbenzene	1.0	U
103-65-1	n-Propylbenzene	1.0	U
108-67-8	1,3,5-Trimethylbenzene	1.0	U
98-06-6	tert-Butylbenzene	2.0	U
95-63-6	1,2,4-Trimethylbenzene	1.0	U
135-98-8	sec-Butylbenzene	2.0	U
99-87-6	p-Isopropyltoluene	1.0	U
104-51-8	n-Butylbenzene	1.0	U
87-61-6	1,2,3-Trichlorobenzene	2.0	U
74-88-4	Iodomethane	1.0	U
110-57-6	trans-1,4-Dichloro-2-butene	2.0	U
544-10-5	1-Chlorohexane	1.0	U
106-93-4	1,2-Dibromoethane	1.0	U
107-05-1	3-Chloro-1-propene	1.0	U

FORM 1 Tetra Tech NUS Germ SAMPLE NO.

VOLATILE ORGANICS ANALYSIS DATA SHEET

FMC-PW-T4-14

Lab Name: Contract:

Lab Code: Case No.: SAS No.: SDG No.: TLP023

Matrix: (soil/water) WATER Lab Sample ID: 9677906002

Sample wt/vol: 5.000 (g/ml) ML Lab File ID: 7031518

Level: (low/med) LOW Date Received: 03/13/07

% Moisture: not dec. _____ Date Analyzed: 03/15/07

GC Column: RTX-VRX ID: 0.25 (mm) Dilution Factor: 1.0

Soil Extract Volume:_____(uL) Soil Aliquot Volume: _____(uL)

CAS NO.	COMPOUND	CONCENTRATION UNITS: (ug/L or ug/Kg) UG/L	Q
100-44-7	Benzyl Chloride	1.0	U
107-39-1	Diisobutylene	1.0	U
75-65-0	tert.- Butyl Alcohol	10.0	U
123-91-1	1,4-Dioxane	320	U
98-95-3	Nitrobenzene	100	U

FORM 1 Tetra Tech NUS Germ SAMPLE NO.
VOLATILE ORGANICS ANALYSIS DATA SHEET

FMC-PW-T4-15

Lab Name: Contract:

Lab Code: Case No.: SAS No.: SDG No.: TLP023

Matrix: (soil/water) WATER Lab Sample ID: 9677907005

Sample wt/vol: 5.000 (g/ml) ML Lab File ID: 7031511

Level: (low/med) LOW Date Received: 03/13/07

% Moisture: not dec. _____ Date Analyzed: 03/15/07

GC Column: RTX-VRX ID: 0.25 (mm) Dilution Factor: 1.0

Soil Extract Volume:_____(uL) Soil Aliquot Volume: _____(uL)

CAS NO.	COMPOUND	CONCENTRATION UNITS: (ug/L or ug/Kg) UG/L	Q
107-02-8	Acrolein	25.0	U
107-13-1	Acrylonitrile	5.0	U
71-43-2	Benzene	1.0	U
75-25-2	Bromoform	1.0	U
56-23-5	Carbon Tetrachloride	1.0	U
108-90-7	Chlorobenzene	1.0	U
124-48-1	Chlorodibromomethane	1.0	U
75-00-3	Chloroethane	1.0	U
110-75-8	2-Chloroethylvinyl ether	3.0	U
67-66-3	Chloroform	1.0	U
75-27-4	Bromodichloromethane	1.0	U
75-34-3	1,1-Dichloroethane	1.0	U
107-06-2	1,2-Dichloroethane	1.0	U
75-35-4	1,1-Dichloroethene	1.0	U
78-87-5	1,2-Dichloropropane	1.0	U
100-41-4	Ethylbenzene	1.0	U
74-83-9	Bromomethane	1.0	U
74-87-3	Chloromethane	1.0	U
75-09-2	Methylene Chloride	1.0	U
79-34-5	1,1,2,2-Tetrachloroethane	1.0	U
127-18-4	Tetrachloroethene	1.0	U
108-88-3	Toluene	1.0	U
156-60-5	trans-1,2-Dichloroethene	1.0	U
71-55-6	1,1,1-Trichloroethane	1.0	U
126-99-8	Chloroprene	1.0	U
79-01-6	Trichloroethene	1.0	U
75-01-4	Vinyl Chloride	1.0	U
76-13-1	Freon 113	1.0	U
95-47-6	o-Xylene	1.0	U
108383/106423	mp-Xylene	2.0	U
78-93-3	2-Butanone	10.0	U
75-69-4	Trichlorofluoromethane	1.0	U
109-99-9	Tetrahydrofuran	5.0	U

FORM 1 Tetra Tech NUS Germ SAMPLE NO.

VOLATILE ORGANICS ANALYSIS DATA SHEET

FMC-PW-T4-15

Lab Name: Contract:

Lab Code: Case No.: SAS No.: SDG No.: TLP023

Matrix: (soil/water) WATER Lab Sample ID: 9677907005

Sample wt/vol: 5.000 (g/ml) ML Lab File ID: 7031511

Level: (low/med) LOW Date Received: 03/13/07

% Moisture: not dec. _____ Date Analyzed: 03/15/07

GC Column: RTX-VRX ID: 0.25 (mm) Dilution Factor: 1.0

Soil Extract Volume:_____(uL) Soil Aliquot Volume: _____(uL)

CAS NO.	COMPOUND	CONCENTRATION UNITS: (ug/L or ug/Kg) UG/L	Q
108-10-1	4-Methyl-2-Pentanone(MIBK)	5.0	U
109-66-0	Pentane	2.0	U
95-50-1	1,2-Dichlorobenzene	1.0	U
541-73-1	1,3-Dichlorobenzene	1.0	U
106-46-7	1,4-Dichlorobenzene	1.0	U
87-68-3	Hexachlorobutadiene	5.0	U
91-20-3	Naphthalene	2.0	U
120-82-1	1,2,4-Trichlorobenzene	2.0	U
80-62-6	Methyl methacrylate	3.0	U
97-63-2	Ethyl Methacrylate	1.0	U
67-72-1	Hexachloroethane	1.0	U
107-12-0	Propionitrile	10.0	U
126-98-7	Methacrylonitrile	2.0	U
67-63-0	Isopropyl Alcohol	25.0	U
1330-20-7	Total Xylenes	3.0	U
75-05-8	Acetonitrile	20.0	U
79-20-9	Methyl acetate	2.0	U
67-64-1	Acetone	10.5	
71-23-8	n-Propanol	600	U
108-20-3	Diisopropyl ether	1.0	U
110-54-3	Hexane	1.0	U
141-78-6	Ethyl Acetate	2.0	U
78-83-1	Isobutyl alcohol	75.0	U
637-92-3	Ethyl tert-butyl ether	1.0	U
75-71-8	Dichlorodifluoromethane	1.0	U
994-05-8	tert-Amyl methyl ether	2.0	U
96-18-4	1,2,3-Trichloropropane	2.0	U
108-87-2	Methyl cyclohexane	1.0	U
10061-02-6	trans-1,3-Dichloropropene	1.0	U
10061-01-5	cis-1,3-Dichloropropene	1.0	U
110-82-7	Cyclohexane	1.0	U
142-82-5	Heptane	1.0	U
540-59-0	1,2-Dichloroethene, Total	2.0	U

FORM 1 Tetra Tech NUS Germ SAMPLE NO.

VOLATILE ORGANICS ANALYSIS DATA SHEET

FMC-PW-T4-15

Lab Name: Contract:

Lab Code: Case No.: SAS No.: SDG No.: TLP023

Matrix: (soil/water) WATER Lab Sample ID: 9677907005

Sample wt/vol: 5.000 (g/ml) ML Lab File ID: 7031511

Level: (low/med) LOW Date Received: 03/13/07

% Moisture: not dec. _____ Date Analyzed: 03/15/07

GC Column: RTX-VRX ID: 0.25 (mm) Dilution Factor: 1.0

Soil Extract Volume:_____(uL) Soil Aliquot Volume: _____(uL)

CAS NO.	COMPOUND	CONCENTRATION UNITS: (ug/L or ug/Kg) UG/L	Q
111-65-9	Octane	3.0	U
100-42-5	Styrene	1.0	U
60-29-7	Ethyl Ether	1.0	U
156-59-2	cis-1,2-Dichloroethene	1.0	U
630-20-6	1,1,1,2-Tetrachloroethane	1.0	U
108-86-1	Bromobenzene	1.0	U
95-49-8	o-Chlorotoluene	1.0	U
106-43-4	p-Chlorotoluene	1.0	U
74-95-3	Dibromomethane	1.0	U
563-58-6	1,1-Dichloropropene	1.0	U
142-28-9	1,3-Dichloropropane	1.0	U
594-20-7	2,2-Dichloropropane	1.0	U
96-12-8	1,2-Dibromo-3-chloropropane	7.0	U
1634-04-4	Methyl t-Butyl Ether	0.96	J
75-15-0	Carbon Disulfide	1.0	U
108-05-4	Vinyl Acetate	5.0	U
591-78-6	2-Hexanone	5.0	U
79-46-9	2-Nitropropane	5.0	U
74-97-5	Bromochloromethane	1.0	U
98-82-8	Isopropylbenzene	1.0	U
103-65-1	n-Propylbenzene	1.0	U
108-67-8	1,3,5-Trimethylbenzene	1.0	U
98-06-6	tert-Butylbenzene	2.0	U
95-63-6	1,2,4-Trimethylbenzene	1.0	U
135-98-8	sec-Butylbenzene	2.0	U
99-87-6	p-Isopropyltoluene	1.0	U
104-51-8	n-Butylbenzene	1.0	U
87-61-6	1,2,3-Trichlorobenzene	2.0	U
74-88-4	Iodomethane	1.0	U
110-57-6	trans-1,4-Dichloro-2-butene	2.0	U
544-10-5	1-Chlorohexane	1.0	U
106-93-4	1,2-Dibromoethane	1.0	U
107-05-1	3-Chloro-1-propene	1.0	U

FORM 1 Tetra Tech NUS Germ SAMPLE NO.
VOLATILE ORGANICS ANALYSIS DATA SHEET

FMC-PW-T4-15

Lab Name: Contract:

Lab Code: Case No.: SAS No.: SDG No.: TLP023

Matrix: (soil/water) WATER Lab Sample ID: 9677907005

Sample wt/vol: 5.000 (g/ml) ML Lab File ID: 7031511

Level: (low/med) LOW Date Received: 03/13/07

% Moisture: not dec. _____ Date Analyzed: 03/15/07

GC Column: RTX-VRX ID: 0.25 (mm) Dilution Factor: 1.0

Soil Extract Volume:_____(uL) Soil Aliquot Volume: _____(uL)

CAS NO.	COMPOUND	CONCENTRATION UNITS: (ug/L or ug/Kg) UG/L	Q
100-44-7	Benzyl Chloride	1.0	U
107-39-1	Diisobutylene	1.0	U
75-65-0	tert.- Butyl Alcohol	10.0	U
123-91-1	1,4-Dioxane	320	U
98-95-3	Nitrobenzene	100	U

FORM 1 Tetra Tech NUS Germ SAMPLE NO.
VOLATILE ORGANICS ANALYSIS DATA SHEET

FMC-PW-T4-16

Lab Name: Contract:

Lab Code: Case No.: SAS No.: SDG No.: TLP023

Matrix: (soil/water) WATER Lab Sample ID: 9677906004

Sample wt/vol: 5.000 (g/ml) ML Lab File ID: 7031520

Level: (low/med) LOW Date Received: 03/13/07

% Moisture: not dec. _____ Date Analyzed: 03/15/07

GC Column: RTX-VRX ID: 0.25 (mm) Dilution Factor: 1.0

Soil Extract Volume:_____(uL) Soil Aliquot Volume: _____(uL)

CAS NO.	COMPOUND	CONCENTRATION UNITS: (ug/L or ug/Kg) UG/L	Q
107-02-8	Acrolein	25.0	U
107-13-1	Acrylonitrile	5.0	U
71-43-2	Benzene	1.0	U
75-25-2	Bromoform	1.0	U
56-23-5	Carbon Tetrachloride	1.0	U
108-90-7	Chlorobenzene	1.0	U
124-48-1	Chlorodibromomethane	1.0	U
75-00-3	Chloroethane	1.0	U
110-75-8	2-Chloroethylvinyl ether	3.0	U
67-66-3	Chloroform	1.0	U
75-27-4	Bromodichloromethane	1.0	U
75-34-3	1,1-Dichloroethane	1.0	U
107-06-2	1,2-Dichloroethane	1.0	U
75-35-4	1,1-Dichloroethene	1.0	U
78-87-5	1,2-Dichloropropane	1.0	U
100-41-4	Ethylbenzene	1.0	U
74-83-9	Bromomethane	1.0	U
74-87-3	Chloromethane	1.0	U
75-09-2	Methylene Chloride	1.0	U
79-34-5	1,1,2,2-Tetrachloroethane	1.0	U
127-18-4	Tetrachloroethene	1.0	U
108-88-3	Toluene	1.0	U
156-60-5	trans-1,2-Dichloroethene	1.0	U
71-55-6	1,1,1-Trichloroethane	1.0	U
126-99-8	Chloroprene	1.0	U
79-01-6	Trichloroethene	1.0	U
75-01-4	Vinyl Chloride	1.0	U
76-13-1	Freon 113	1.0	U
95-47-6	o-Xylene	1.0	U
108383/106423	mp-Xylene	2.0	U
78-93-3	2-Butanone	10.0	U
75-69-4	Trichlorofluoromethane	1.0	U
109-99-9	Tetrahydrofuran	5.0	U

FORM 1 Tetra Tech NUS Germ SAMPLE NO.
VOLATILE ORGANICS ANALYSIS DATA SHEET

FMC-PW-T4-16

Lab Name: Contract:

Lab Code: Case No.: SAS No.: SDG No.: TLP023

Matrix: (soil/water) WATER Lab Sample ID: 9677906004

Sample wt/vol: 5.000 (g/ml) ML Lab File ID: 7031520

Level: (low/med) LOW Date Received: 03/13/07

% Moisture: not dec. _____ Date Analyzed: 03/15/07

GC Column: RTX-VRX ID: 0.25 (mm) Dilution Factor: 1.0

Soil Extract Volume:_____(uL) Soil Aliquot Volume: _____(uL)

CAS NO.	COMPOUND	CONCENTRATION UNITS: (ug/L or ug/Kg) UG/L	Q
108-10-1	4-Methyl-2-Pentanone(MIBK)	5.0	U
109-66-0	Pentane	2.0	U
95-50-1	1,2-Dichlorobenzene	1.0	U
541-73-1	1,3-Dichlorobenzene	1.0	U
106-46-7	1,4-Dichlorobenzene	1.0	U
87-68-3	Hexachlorobutadiene	5.0	U
91-20-3	Naphthalene	2.0	U
120-82-1	1,2,4-Trichlorobenzene	2.0	U
80-62-6	Methyl methacrylate	3.0	U
97-63-2	Ethyl Methacrylate	1.0	U
67-72-1	Hexachloroethane	1.0	U
107-12-0	Propionitrile	10.0	U
126-98-7	Methacrylonitrile	2.0	U
67-63-0	Isopropyl Alcohol	25.0	U
1330-20-7	Total Xylenes	3.0	U
75-05-8	Acetonitrile	20.0	U
79-20-9	Methyl acetate	2.0	U
67-64-1	Acetone	7.3	J
71-23-8	n-Propanol	600	U
108-20-3	Diisopropyl ether	1.0	U
110-54-3	Hexane	1.0	U
141-78-6	Ethyl Acetate	2.0	U
78-83-1	Isobutyl alcohol	75.0	U
637-92-3	Ethyl tert-butyl ether	1.0	U
75-71-8	Dichlorodifluoromethane	1.0	U
994-05-8	tert-Amyl methyl ether	2.0	U
96-18-4	1,2,3-Trichloropropane	2.0	U
108-87-2	Methyl cyclohexane	1.0	U
10061-02-6	trans-1,3-Dichloropropene	1.0	U
10061-01-5	cis-1,3-Dichloropropene	1.0	U
110-82-7	Cyclohexane	1.0	U
142-82-5	Heptane	1.0	U
540-59-0	1,2-Dichloroethene, Total	2.0	U

FORM 1 Tetra Tech NUS Germ SAMPLE NO.
VOLATILE ORGANICS ANALYSIS DATA SHEET

FMC-PW-T4-16

Lab Name: Contract:

Lab Code: Case No.: SAS No.: SDG No.: TLP023

Matrix: (soil/water) WATER Lab Sample ID: 9677906004

Sample wt/vol: 5.000 (g/ml) ML Lab File ID: 7031520

Level: (low/med) LOW Date Received: 03/13/07

% Moisture: not dec. _____ Date Analyzed: 03/15/07

GC Column: RTX-VRX ID: 0.25 (mm) Dilution Factor: 1.0

Soil Extract Volume:_____(uL) Soil Aliquot Volume: _____(uL)

CAS NO.	COMPOUND	CONCENTRATION UNITS: (ug/L or ug/Kg) UG/L	Q
111-65-9	Octane	3.0	U
100-42-5	Styrene	1.0	U
60-29-7	Ethyl Ether	1.0	U
156-59-2	cis-1,2-Dichloroethene	1.0	U
630-20-6	1,1,1,2-Tetrachloroethane	1.0	U
108-86-1	Bromobenzene	1.0	U
95-49-8	o-Chlorotoluene	1.0	U
106-43-4	p-Chlorotoluene	1.0	U
74-95-3	Dibromomethane	1.0	U
563-58-6	1,1-Dichloropropene	1.0	U
142-28-9	1,3-Dichloropropane	1.0	U
594-20-7	2,2-Dichloropropane	1.0	U
96-12-8	1,2-Dibromo-3-chloropropane	7.0	U
1634-04-4	Methyl t-Butyl Ether	1.1	
75-15-0	Carbon Disulfide	1.0	U
108-05-4	Vinyl Acetate	5.0	U
591-78-6	2-Hexanone	5.0	U
79-46-9	2-Nitropropane	5.0	U
74-97-5	Bromochloromethane	1.0	U
98-82-8	Isopropylbenzene	1.0	U
103-65-1	n-Propylbenzene	1.0	U
108-67-8	1,3,5-Trimethylbenzene	1.0	U
98-06-6	tert-Butylbenzene	2.0	U
95-63-6	1,2,4-Trimethylbenzene	1.0	U
135-98-8	sec-Butylbenzene	2.0	U
99-87-6	p-Isopropyltoluene	1.0	U
104-51-8	n-Butylbenzene	1.0	U
87-61-6	1,2,3-Trichlorobenzene	2.0	U
74-88-4	Iodomethane	1.0	U
110-57-6	trans-1,4-Dichloro-2-butene	2.0	U
544-10-5	1-Chlorohexane	1.0	U
106-93-4	1,2-Dibromoethane	1.0	U
107-05-1	3-Chloro-1-propene	1.0	U

FORM 1 Tetra Tech NUS Germ SAMPLE NO.

VOLATILE ORGANICS ANALYSIS DATA SHEET

FMC-PW-T4-16

Lab Name: Contract:

Lab Code: Case No.: SAS No.: SDG No.: TLP023

Matrix: (soil/water) WATER Lab Sample ID: 9677906004

Sample wt/vol: 5.000 (g/ml) ML Lab File ID: 7031520

Level: (low/med) LOW Date Received: 03/13/07

% Moisture: not dec. _____ Date Analyzed: 03/15/07

GC Column: RTX-VRX ID: 0.25 (mm) Dilution Factor: 1.0

Soil Extract Volume:_____(uL) Soil Aliquot Volume: _____(uL)

CAS NO.	COMPOUND	CONCENTRATION UNITS: (ug/L or ug/Kg) UG/L	Q
100-44-7	Benzyl Chloride	1.0	U
107-39-1	Diisobutylene	1.0	U
75-65-0	tert.- Butyl Alcohol	10.0	U
123-91-1	1,4-Dioxane	320	U
98-95-3	Nitrobenzene	100	U

FORM 1
VOLATILE ORGANICS ANALYSIS DATA SHEET

Tetra Tech NUS Germ SAMPLE NO.

FMC-PW-T6-21

Lab Name: Contract:

Lab Code: Case No.: SAS No.: SDG No.: TLP023

Matrix: (soil/water) WATER Lab Sample ID: 9677907001

Sample wt/vol: 5.000 (g/ml) ML Lab File ID: 7031507

Level: (low/med) LOW Date Received: 03/13/07

% Moisture: not dec. _____ Date Analyzed: 03/15/07

GC Column: RTX-VRX ID: 0.25 (mm) Dilution Factor: 1.0

Soil Extract Volume:_____(uL) Soil Aliquot Volume: _____(uL)

CAS NO.	COMPOUND	CONCENTRATION UNITS: (ug/L or ug/Kg) UG/L	Q
107-02-8	Acrolein	25.0	U
107-13-1	Acrylonitrile	5.0	U
71-43-2	Benzene	1.0	U
75-25-2	Bromoform	1.0	U
56-23-5	Carbon Tetrachloride	1.0	U
108-90-7	Chlorobenzene	1.0	U
124-48-1	Chlorodibromomethane	1.0	U
75-00-3	Chloroethane	1.0	U
110-75-8	2-Chloroethylvinyl ether	3.0	U
67-66-3	Chloroform	1.0	U
75-27-4	Bromodichloromethane	1.0	U
75-34-3	1,1-Dichloroethane	1.0	U
107-06-2	1,2-Dichloroethane	0.47	J
75-35-4	1,1-Dichloroethene	0.72	J
78-87-5	1,2-Dichloropropane	1.0	U
100-41-4	Ethylbenzene	1.0	U
74-83-9	Bromomethane	1.0	U
74-87-3	Chloromethane	1.0	U
75-09-2	Methylene Chloride	0.32	J
79-34-5	1,1,2,2-Tetrachloroethane	1.0	U
127-18-4	Tetrachloroethene	0.62	J
108-88-3	Toluene	1.0	U
156-60-5	trans-1,2-Dichloroethene	0.76	J
71-55-6	1,1,1-Trichloroethane	1.0	U
126-99-8	Chloroprene	1.0	U
79-01-6	Trichloroethene	174	
75-01-4	Vinyl Chloride	0.87	J
76-13-1	Freon 113	1.0	U
95-47-6	o-Xylene	1.0	U
108383/106423	mp-Xylene	2.0	U
78-93-3	2-Butanone	10.0	U
75-69-4	Trichlorofluoromethane	0.37	J
109-99-9	Tetrahydrofuran	5.0	U

FORM I VOA

FORM 1 Tetra Tech NUS Germ SAMPLE NO.
VOLATILE ORGANICS ANALYSIS DATA SHEET

FMC-PW-T6-21

Lab Name: Contract:

Lab Code: Case No.: SAS No.: SDG No.: TLP023

Matrix: (soil/water) WATER Lab Sample ID: 9677907001

Sample wt/vol: 5.000 (g/ml) ML Lab File ID: 7031507

Level: (low/med) LOW Date Received: 03/13/07

% Moisture: not dec. _____ Date Analyzed: 03/15/07

GC Column: RTX-VRX ID: 0.25 (mm) Dilution Factor: 1.0

Soil Extract Volume:_____(uL) Soil Aliquot Volume: _____(uL)

CAS NO.	COMPOUND	CONCENTRATION UNITS: (ug/L or ug/Kg) UG/L	Q
108-10-1	4-Methyl-2-Pentanone(MIBK)	5.0	U
109-66-0	Pentane	2.0	U
95-50-1	1,2-Dichlorobenzene	1.0	U
541-73-1	1,3-Dichlorobenzene	1.0	U
106-46-7	1,4-Dichlorobenzene	1.0	U
87-68-3	Hexachlorobutadiene	5.0	U
91-20-3	Naphthalene	2.0	U
120-82-1	1,2,4-Trichlorobenzene	2.0	U
80-62-6	Methyl methacrylate	3.0	U
97-63-2	Ethyl Methacrylate	1.0	U
67-72-1	Hexachloroethane	1.0	U
107-12-0	Propionitrile	10.0	U
126-98-7	Methacrylonitrile	2.0	U
67-63-0	Isopropyl Alcohol	25.0	U
1330-20-7	Total Xylenes	3.0	U
75-05-8	Acetonitrile	20.0	U
79-20-9	Methyl acetate	2.0	U
67-64-1	Acetone	10.0	U
71-23-8	n-Propanol	600	U
108-20-3	Diisopropyl ether	1.0	U
110-54-3	Hexane	1.0	U
141-78-6	Ethyl Acetate	2.0	U
78-83-1	Isobutyl alcohol	75.0	U
637-92-3	Ethyl tert-butyl ether	1.0	U
75-71-8	Dichlorodifluoromethane	1.0	U
994-05-8	tert-Amyl methyl ether	2.0	U
96-18-4	1,2,3-Trichloropropane	2.0	U
108-87-2	Methyl cyclohexane	1.0	U
10061-02-6	trans-1,3-Dichloropropene	1.0	U
10061-01-5	cis-1,3-Dichloropropene	1.0	U
110-82-7	Cyclohexane	1.0	U
142-82-5	Heptane	1.0	U
540-59-0	1,2-Dichloroethene, Total	29.5	

FORM 1 Tetra Tech NUS Germ SAMPLE NO.

VOLATILE ORGANICS ANALYSIS DATA SHEET

FMC-PW-T6-21

Lab Name: Contract:

Lab Code: Case No.: SAS No.: SDG No.: TLP023

Matrix: (soil/water) WATER Lab Sample ID: 9677907001

Sample wt/vol: 5.000 (g/ml) ML Lab File ID: 7031507

Level: (low/med) LOW Date Received: 03/13/07

% Moisture: not dec. _____ Date Analyzed: 03/15/07

GC Column: RTX-VRX ID: 0.25 (mm) Dilution Factor: 1.0

Soil Extract Volume:_____(uL) Soil Aliquot Volume: _____(uL)

CAS NO.	COMPOUND	CONCENTRATION UNITS: (ug/L or ug/Kg) UG/L	Q
111-65-9	Octane	3.0	U
100-42-5	Styrene	1.0	U
60-29-7	Ethyl Ether	1.0	U
156-59-2	cis-1,2-Dichloroethene	28.7	
630-20-6	1,1,1,2-Tetrachloroethane	1.0	U
108-86-1	Bromobenzene	1.0	U
95-49-8	o-Chlorotoluene	1.0	U
106-43-4	p-Chlorotoluene	1.0	U
74-95-3	Dibromomethane	1.0	U
563-58-6	1,1-Dichloropropene	1.0	U
142-28-9	1,3-Dichloropropane	1.0	U
594-20-7	2,2-Dichloropropane	1.0	U
96-12-8	1,2-Dibromo-3-chloropropane	7.0	U
1634-04-4	Methyl t-Butyl Ether	1.0	U
75-15-0	Carbon Disulfide	1.0	U
108-05-4	Vinyl Acetate	5.0	U
591-78-6	2-Hexanone	5.0	U
79-46-9	2-Nitropropane	5.0	U
74-97-5	Bromochloromethane	1.0	U
98-82-8	Isopropylbenzene	1.0	U
103-65-1	n-Propylbenzene	1.0	U
108-67-8	1,3,5-Trimethylbenzene	1.0	U
98-06-6	tert-Butylbenzene	2.0	U
95-63-6	1,2,4-Trimethylbenzene	1.0	U
135-98-8	sec-Butylbenzene	2.0	U
99-87-6	p-Isopropyltoluene	1.0	U
104-51-8	n-Butylbenzene	1.0	U
87-61-6	1,2,3-Trichlorobenzene	2.0	U
74-88-4	Iodomethane	1.0	U
110-57-6	trans-1,4-Dichloro-2-butene	2.0	U
544-10-5	1-Chlorohexane	1.0	U
106-93-4	1,2-Dibromoethane	1.0	U
107-05-1	3-Chloro-1-propene	1.0	U

FORM 1 Tetra Tech NUS Germ SAMPLE NO.

VOLATILE ORGANICS ANALYSIS DATA SHEET

| FMC-PW-T6-21 |

Lab Name: Contract:

Lab Code: Case No.: SAS No.: SDG No.: TLP023

Matrix: (soil/water) WATER Lab Sample ID: 9677907001

Sample wt/vol: 5.000 (g/ml) ML Lab File ID: 7031507

Level: (low/med) LOW Date Received: 03/13/07

% Moisture: not dec. _____ Date Analyzed: 03/15/07

GC Column: RTX-VRX ID: 0.25 (mm) Dilution Factor: 1.0

Soil Extract Volume:_____(uL) Soil Aliquot Volume: _____(uL)

CAS NO.	COMPOUND	CONCENTRATION UNITS: (ug/L or ug/Kg) UG/L	Q
100-44-7	Benzyl Chloride	1.0	U
107-39-1	Diisobutylene	1.0	U
75-65-0	tert.- Butyl Alcohol	10.0	U
123-91-1	1,4-Dioxane	320	U
98-95-3	Nitrobenzene	100	U

FORM 1
VOLATILE ORGANICS ANALYSIS DATA SHEET

Tetra Tech NUS Germ SAMPLE NO.

TB

Lab Name: Contract:

Lab Code: Case No.: SAS No.: SDG No.: TLP023

Matrix: (soil/water) WATER Lab Sample ID: 9677907007

Sample wt/vol: 5.000 (g/ml) ML Lab File ID: 7031506

Level: (low/med) LOW Date Received: 03/13/07

% Moisture: not dec. _____ Date Analyzed: 03/15/07

GC Column: RTX-VRX ID: 0.25 (mm) Dilution Factor: 1.0

Soil Extract Volume:_____(uL) Soil Aliquot Volume: _____(uL)

CAS NO.	COMPOUND	CONCENTRATION UNITS: (ug/L or ug/Kg) UG/L	Q
107-02-8	Acrolein	25.0	U
107-13-1	Acrylonitrile	5.0	U
71-43-2	Benzene	1.0	U
75-25-2	Bromoform	1.0	U
56-23-5	Carbon Tetrachloride	1.0	U
108-90-7	Chlorobenzene	1.0	U
124-48-1	Chlorodibromomethane	1.0	U
75-00-3	Chloroethane	1.0	U
110-75-8	2-Chloroethylvinyl ether	3.0	U
67-66-3	Chloroform	1.0	U
75-27-4	Bromodichloromethane	1.0	U
75-34-3	1,1-Dichloroethane	1.0	U
107-06-2	1,2-Dichloroethane	1.0	U
75-35-4	1,1-Dichloroethene	1.0	U
78-87-5	1,2-Dichloropropane	1.0	U
100-41-4	Ethylbenzene	1.0	U
74-83-9	Bromomethane	1.0	U
74-87-3	Chloromethane	1.0	U
75-09-2	Methylene Chloride	1.0	U
79-34-5	1,1,2,2-Tetrachloroethane	1.0	U
127-18-4	Tetrachloroethene	1.0	U
108-88-3	Toluene	1.0	U
156-60-5	trans-1,2-Dichloroethene	1.0	U
71-55-6	1,1,1-Trichloroethane	1.0	U
126-99-8	Chloroprene	1.0	U
79-01-6	Trichloroethene	1.0	U
75-01-4	Vinyl Chloride	1.0	U
76-13-1	Freon 113	1.0	U
95-47-6	o-Xylene	1.0	U
108383/106423	mp-Xylene	2.0	U
78-93-3	2-Butanone	10.0	U
75-69-4	Trichlorofluoromethane	1.0	U
109-99-9	Tetrahydrofuran	5.0	U

FORM I VOA

FORM 1 Tetra Tech NUS Germ SAMPLE NO.

VOLATILE ORGANICS ANALYSIS DATA SHEET

TB

Lab Name: Contract:

Lab Code: Case No.: SAS No.: SDG No.: TLP023

Matrix: (soil/water) WATER Lab Sample ID: 9677907007

Sample wt/vol: 5.000 (g/ml) ML Lab File ID: 7031506

Level: (low/med) LOW Date Received: 03/13/07

% Moisture: not dec. _____ Date Analyzed: 03/15/07

GC Column: RTX-VRX ID: 0.25 (mm) Dilution Factor: 1.0

Soil Extract Volume:_____(uL) Soil Aliquot Volume: _____(uL)

CAS NO.	COMPOUND	CONCENTRATION UNITS: (ug/L or ug/Kg) UG/L	Q
108-10-1	4-Methyl-2-Pentanone(MIBK)	5.0	U
109-66-0	Pentane	2.0	U
95-50-1	1,2-Dichlorobenzene	1.0	U
541-73-1	1,3-Dichlorobenzene	1.0	U
106-46-7	1,4-Dichlorobenzene	1.0	U
87-68-3	Hexachlorobutadiene	5.0	U
91-20-3	Naphthalene	2.0	U
120-82-1	1,2,4-Trichlorobenzene	2.0	U
80-62-6	Methyl methacrylate	3.0	U
97-63-2	Ethyl Methacrylate	1.0	U
67-72-1	Hexachloroethane	1.0	U
107-12-0	Propionitrile	10.0	U
126-98-7	Methacrylonitrile	2.0	U
67-63-0	Isopropyl Alcohol	25.0	U
1330-20-7	Total Xylenes	3.0	U
75-05-8	Acetonitrile	20.0	U
79-20-9	Methyl acetate	2.0	U
67-64-1	Acetone	10.0	U
71-23-8	n-Propanol	600	U
108-20-3	Diisopropyl ether	1.0	U
110-54-3	Hexane	1.0	U
141-78-6	Ethyl Acetate	2.0	U
78-83-1	Isobutyl alcohol	75.0	U
637-92-3	Ethyl tert-butyl ether	1.0	U
75-71-8	Dichlorodifluoromethane	1.0	U
994-05-8	tert-Amyl methyl ether	2.0	U
96-18-4	1,2,3-Trichloropropane	2.0	U
108-87-2	Methyl cyclohexane	1.0	U
10061-02-6	trans-1,3-Dichloropropene	1.0	U
10061-01-5	cis-1,3-Dichloropropene	1.0	U
110-82-7	Cyclohexane	1.0	U
142-82-5	Heptane	1.0	U
540-59-0	1,2-Dichloroethene, Total	2.0	U

0893

FORM 1 Tetra Tech NUS Germ SAMPLE NO.

VOLATILE ORGANICS ANALYSIS DATA SHEET

TB

Lab Name: Contract:

Lab Code: Case No.: SAS No.: SDG No.: TLP023

Matrix: (soil/water) WATER Lab Sample ID: 9677907007

Sample wt/vol: 5.000 (g/ml) ML Lab File ID: 7031506

Level: (low/med) LOW Date Received: 03/13/07

% Moisture: not dec. _____ Date Analyzed: 03/15/07

GC Column: RTX-VRX ID: 0.25 (mm) Dilution Factor: 1.0

Soil Extract Volume:_____(uL) Soil Aliquot Volume: _____(uL)

CAS NO.	COMPOUND	CONCENTRATION UNITS: (ug/L or ug/Kg) UG/L	Q
111-65-9	Octane	3.0	U
100-42-5	Styrene	1.0	U
60-29-7	Ethyl Ether	1.0	U
156-59-2	cis-1,2-Dichloroethene	1.0	U
630-20-6	1,1,1,2-Tetrachloroethane	1.0	U
108-86-1	Bromobenzene	1.0	U
95-49-8	o-Chlorotoluene	1.0	U
106-43-4	p-Chlorotoluene	1.0	U
74-95-3	Dibromomethane	1.0	U
563-58-6	1,1-Dichloropropene	1.0	U
142-28-9	1,3-Dichloropropane	1.0	U
594-20-7	2,2-Dichloropropane	1.0	U
96-12-8	1,2-Dibromo-3-chloropropane	7.0	U
1634-04-4	Methyl t-Butyl Ether	1.0	U
75-15-0	Carbon Disulfide	1.0	U
108-05-4	Vinyl Acetate	5.0	U
591-78-6	2-Hexanone	5.0	U
79-46-9	2-Nitropropane	5.0	U
74-97-5	Bromochloromethane	1.0	U
98-82-8	Isopropylbenzene	1.0	U
103-65-1	n-Propylbenzene	1.0	U
108-67-8	1,3,5-Trimethylbenzene	1.0	U
98-06-6	tert-Butylbenzene	2.0	U
95-63-6	1,2,4-Trimethylbenzene	1.0	U
135-98-8	sec-Butylbenzene	2.0	U
99-87-6	p-Isopropyltoluene	1.0	U
104-51-8	n-Butylbenzene	1.0	U
87-61-6	1,2,3-Trichlorobenzene	2.0	U
74-88-4	Iodomethane	1.0	U
110-57-6	trans-1,4-Dichloro-2-butene	2.0	U
544-10-5	1-Chlorohexane	1.0	U
106-93-4	1,2-Dibromoethane	1.0	U
107-05-1	3-Chloro-1-propene	1.0	U

FORM 1 Tetra Tech NUS Germ SAMPLE NO.

VOLATILE ORGANICS ANALYSIS DATA SHEET

TB

Lab Name: Contract:

Lab Code: Case No.: SAS No.: SDG No.: TLP023

Matrix: (soil/water) WATER Lab Sample ID: 9677907007

Sample wt/vol: 5.000 (g/ml) ML Lab File ID: 7031506

Level: (low/med) LOW Date Received: 03/13/07

% Moisture: not dec. _____ Date Analyzed: 03/15/07

GC Column: RTX-VRX ID: 0.25 (mm) Dilution Factor: 1.0

Soil Extract Volume:_____(uL) Soil Aliquot Volume: _____(uL)

CAS NO.	COMPOUND	CONCENTRATION UNITS: (ug/L or ug/Kg) UG/L	Q
100-44-7	Benzyl Chloride	1.0	U
107-39-1	Diisobutylene	1.0	U
75-65-0	tert.- Butyl Alcohol	10.0	U
123-91-1	1,4-Dioxane	320	U
98-95-3	Nitrobenzene	100	U

0095

APPENDIX F – PHASE II DATA TABLES

ANALYTICAL RESULTS FOR
SEDIMENT FROG MORTAR CREEK PHASE II
SURFACE WATER AND SHALLOW SEDIMENT INVESTIGATION
MARTIN STATE AIRPORT
LOCKHEED MARTIN
MIDDLE RIVER, MARYLAND

SAMPLE ID:	FMC-3	FMC-4	FMC-5	FMC-6	FMC-7	FMC-8	FMC-9
LABORATORY ID:	C7K020180017	C7K020180018	C7K020180019	C7K020180020	C7K020180021	C7K020180022	C7K020180002
LOCATION:	FMC-03	FMC-04	FMC-05	FMC-06	FMC-07	FMC-08	FMC-09
SAMPLE DATE:	10/31/2007	10/31/2007	10/31/2007	10/31/2007	10/31/2007	10/31/2007	10/30/2007
TOTAL METALS (mg/kg)							
ANTIMONY	0.06 B	0.16 B	0.15 B	0.056 B	0.18 B	0.17 B	0.4 B
ARSENIC	1.5	6.8	11.5 J	2.4	11.5 J	15.8 J	9.9 J
BERYLLIUM	0.45	1.1	2.3 J	0.43	2.1 J	2.4 J	1.7 J
CADMIUM	0.95	1.9	3.7 J	0.66	2.9 J	6.4 J	3.8 J
CHROMIUM	20.5	60.5	122 J	21.5	104 J	134 J	98.7 J
COPPER	35.5	114	214 J	45.4	242 J	158 J	234 J
LEAD	17.2	53.8	111 J	17.6	99.8 J	123 J	98.3 J
MERCURY	0.069	0.19	0.44 J	0.069	0.34 J	0.4 J	0.41 J
NICKEL	7	22.6	45 J	8.1	40 J	52.3 J	34 J
SELENIUM	0.4 B	1.6 J	3.3 J	0.7 B	3.1 J	3.4 J	2.5 J
SILVER	0.13 J	0.37 J	0.76 J	0.13 J	0.68 J	0.85 J	0.61 J
THALLIUM	0.055	0.13	0.26 J	0.053	0.24 J	0.27 J	0.29 J
ZINC	52.3 J	173 J	332 J	61.7 J	314 J	344 J	304 J
SEMIVOLATILES (ug/kg)							
1,1-BIPHENYL	160 U	370 U	650 UJ	160 U	320 UJ	310 UJ	630 UJ
2,2'-OXYBIS(1-CHLOROPROPANE)	33 U	74 U	130 UJ	32 U	65 UJ	62 UJ	130 UJ
2,4,5-TRICHLOROPHENOL	160 U	370 U	650 UJ	160 U	320 UJ	310 UJ	630 UJ
2,4,6-TRICHLOROPHENOL	160 U	370 U	650 UJ	160 U	320 UJ	310 UJ	630 UJ
2,4-DICHLOROPHENOL	33 U	74 U	130 UJ	32 U	65 UJ	62 UJ	130 UJ
2,4-DIMETHYLPHENOL	160 U	370 U	650 UJ	160 U	320 UJ	310 UJ	630 UJ

ANALYTICAL RESULTS FOR
SEDIMENT FROG MORTAR CREEK PHASE II
SURFACE WATER AND SHALLOW SEDIMENT INVESTIGATION
MARTIN STATE AIRPORT
LOCKHEED MARTIN
MIDDLE RIVER, MARYLAND

SAMPLE ID:	FMC-3	FMC-4	FMC-5	FMC-6	FMC-7	FMC-8	FMC-9
LABORATORY ID:	C7K020180017	C7K020180018	C7K020180019	C7K020180020	C7K020180021	C7K020180022	C7K020180002
LOCATION:	FMC-03	FMC-04	FMC-05	FMC-06	FMC-07	FMC-08	FMC-09
SAMPLE DATE:	10/31/2007	10/31/2007	10/31/2007	10/31/2007	10/31/2007	10/31/2007	10/30/2007
2,4-DINITROPHENOL	850 U	1900 U	3400 UJ	800 U	1600 UJ	1600 UJ	3200 UJ
2,4-DINITROTOLUENE	160 U	370 U	650 UJ	160 U	320 UJ	310 UJ	630 UJ
2,6-DINITROTOLUENE	160 U	370 U	650 UJ	160 U	320 UJ	310 UJ	630 UJ
2-CHLORONAPHTHALENE	33 U	74 U	130 UJ	32 U	65 UJ	62 UJ	130 UJ
2-CHLOROPHENOL	160 U	370 U	650 UJ	160 U	320 UJ	310 UJ	630 UJ
2-METHYLNAPHTHALENE	14 J	44 J	79 J	13 J	61 J	69 J	85 J
2-METHYLPHENOL	160 U	370 U	650 UJ	160 U	320 UJ	310 UJ	630 UJ
2-NITROANILINE	850 U	1900 U	3400 UJ	800 U	1600 UJ	1600 UJ	3200 UJ
2-NITROPHENOL	160 U	370 U	650 UJ	160 U	320 UJ	310 UJ	630 UJ
3,3'-DICHLOROBENZIDINE	160 U	370 U	650 UJ	160 U	320 UJ	310 UJ	630 UJ
3-NITROANILINE	850 U	1900 U	3400 UJ	800 U	1600 UJ	1600 UJ	3200 UJ
4,6-DINITRO-2-METHYLPHENOL	850 U	1900 U	3400 UJ	800 U	1600 UJ	1600 UJ	3200 UJ
4-BROMOPHENYL PHENYL ETHER	160 U	370 U	650 UJ	160 U	320 UJ	310 UJ	630 UJ
4-CHLORO-3-METHYLPHENOL	160 U	370 U	650 UJ	160 U	320 UJ	310 UJ	630 UJ
4-CHLOROANILINE	160 U	370 U	650 UJ	160 U	320 UJ	310 UJ	630 UJ
4-CHLOROPHENYL PHENYL ETHER	160 U	370 U	650 UJ	160 U	320 UJ	310 UJ	630 UJ
4-METHYLPHENOL	160 U	35 J	59 J	9.9 J	48 J	41 J	50 J
4-NITROANILINE	850 U	1900 U	3400 UJ	800 U	1600 UJ	1600 UJ	3200 UJ
4-NITROPHENOL	850 U	1900 U	3400 UJ	800 U	1600 UJ	1600 UJ	3200 UJ
ACENAPHTHENE	33 U	74 U	130 UJ	32 U	19 J	27 J	33 J
ACENAPHTHYLENE	32 J	77	130 J	20 J	100 J	93 J	200 J

ANALYTICAL RESULTS FOR
SEDIMENT FROG MORTAR CREEK PHASE II
SURFACE WATER AND SHALLOW SEDIMENT INVESTIGATION
MARTIN STATE AIRPORT
LOCKHEED MARTIN
MIDDLE RIVER, MARYLAND

SAMPLE ID:	FMC-3	FMC-4	FMC-5	FMC-6	FMC-7	FMC-8	FMC-9
LABORATORY ID:	C7K020180017	C7K020180018	C7K020180019	C7K020180020	C7K020180021	C7K020180022	C7K020180002
LOCATION:	FMC-03	FMC-04	FMC-05	FMC-06	FMC-07	FMC-08	FMC-09
SAMPLE DATE:	10/31/2007	10/31/2007	10/31/2007	10/31/2007	10/31/2007	10/31/2007	10/30/2007
ACETOPHENONE	160 U	370 U	650 UJ	160 U	320 UJ	310 UJ	630 UJ
ANTHRACENE	33	110	160 J	28 J	110 J	110	210 J
ATRAZINE	160 U	370 U	650 UJ	160 U	320 UJ	310 UJ	630 UJ
BENZALDEHYDE	130 J	300 J	530 J	120 J	46 J	53 J	520 J
BENZO(A)ANTHRACENE	59	160	310 J	54	220 J	210 J	400 J
BENZO(A)PYRENE	74	230	360 J	66	280 J	270 J	510 J
BENZO(B)FLUORANTHENE	100	320	520 J	130	420 J	410 J	730 J
BENZO(G,H,I)PERYLENE	83	250	410 J	60	360 J	350 J	520 J
BENZO(K)FLUORANTHENE	33 U	74 U	130 UJ	32 U	140 J	150 J	130 UJ
BIS(2-CHLOROETHOXY)METHANE	160 U	370 U	650 UJ	160 U	320 UJ	310 UJ	630 UJ
BIS(2-CHLOROETHYL)ETHER	33 U	74 U	130 UJ	32 U	65 UJ	62 UJ	130 UJ
BIS(2-ETHYLHEXYL)PHTHALATE	92 J	170 J	250 J	90 J	170 J	130 J	320 J
BUTYL BENZYL PHTHALATE	58 J	110 J	210 J	51 J	320 UJ	310 UJ	210 J
CAPROLACTAM	74 J	370 U	650 UJ	63 J	320 UJ	310 UJ	270 J
CARBAZOLE	33 U	15 J	130 UJ	32 U	65 UJ	62 UJ	35 J
CHRYSENE	65	190	290 J	63	250 J	190 J	460 J
DIBENZO(A,H)ANTHRACENE	16 J	56 J	90 J	11 J	65 UJ	62 UJ	120 J
DIBENZOFURAN	160 U	370 U	650 UJ	160 U	26 J	26 J	35 J
DIETHYL PHTHALATE	160 U	370 U	650 UJ	160 U	320 UJ	310 UJ	630 UJ
DIMETHYL PHTHALATE	160 U	370 U	650 UJ	160 U	320 UJ	310 UJ	630 UJ
DI-N-BUTYL PHTHALATE	160 U	370 U	650 UJ	160 U	320 UJ	310 UJ	630 UJ

ANALYTICAL RESULTS FOR
SEDIMENT FROG MORTAR CREEK PHASE II
SURFACE WATER AND SHALLOW SEDIMENT INVESTIGATION
MARTIN STATE AIRPORT
LOCKHEED MARTIN
MIDDLE RIVER, MARYLAND

SAMPLE ID:	FMC-3	FMC-4	FMC-5	FMC-6	FMC-7	FMC-8	FMC-9
LABORATORY ID:	C7K020180017	C7K020180018	C7K020180019	C7K020180020	C7K020180021	C7K020180022	C7K020180002
LOCATION:	FMC-03	FMC-04	FMC-05	FMC-06	FMC-07	FMC-08	FMC-09
SAMPLE DATE:	10/31/2007	10/31/2007	10/31/2007	10/31/2007	10/31/2007	10/31/2007	10/30/2007
DI-N-OCTYL PHTHALATE	160 U	370 U	650 UJ	160 U	320 UJ	310 UJ	630 UJ
FLUORANTHENE	110	330	520 J	96	370 J	380 J	740 J
FLUORENE	12 J	39 J	55 J	12 J	49 J	49 J	86 J
HEXACHLOROBENZENE	33 U	74 U	130 UJ	32 U	65 UJ	62 UJ	130 UJ
HEXACHLOROBUTADIENE	33 U	74 U	130 UJ	32 U	65 UJ	62 UJ	130 UJ
HEXACHLOROCYCLOPENTADIENE	160 U	370 U	650 UJ	160 U	320 UJ	310 UJ	630 UJ
HEXACHLOROETHANE	160 U	370 U	650 UJ	160 U	320 UJ	310 UJ	630 UJ
INDENO(1,2,3-CD)PYRENE	66	200	330 J	50	330 J	320 J	430 J
ISOPHORONE	160 U	370 U	650 UJ	160 U	320 UJ	310 UJ	630 UJ
NAPHTHALENE	15 J	51 J	90 J	16 J	71 J	78 J	93 J
NITROBENZENE	33 U	74 U	130 UJ	32 U	65 UJ	62 UJ	130 UJ
N-NITROSO-DI-N-PROPYLAMINE	33 U	74 U	130 UJ	32 U	65 UJ	62 UJ	130 UJ
N-NITROSODIPHENYLAMINE	33 U	74 U	130 UJ	32 U	65 UJ	62 UJ	130 UJ
PENTACHLOROPHENOL	160 U	370 U	650 UJ	160 U	320 UJ	310 UJ	630 UJ
PHENANTHRENE	42	120	200 J	42	180 J	190 J	250 J
PHENOL	33 U	74 U	130 UJ	32 U	65 UJ	62 UJ	130 UJ
PYRENE	120	330	560 J	120	590 J	570 J	760 J
VOLATILES (ug/kg)							
1,1,1-TRICHLOROETHANE	7.7 U	11 U	20 UJ	7.9 U	19 UJ	19 UJ	19 UJ
1,1,2,2-TETRACHLOROETHANE	7.7 U	11 U	20 UJ	7.9 U	19 UJ	19 UJ	19 UJ
1,1,2-TRICHLOROETHANE	7.7 U	11 U	20 UJ	7.9 U	19 UJ	19 UJ	19 UJ

ANALYTICAL RESULTS FOR
SEDIMENT FROG MORTAR CREEK PHASE II
SURFACE WATER AND SHALLOW SEDIMENT INVESTIGATION
MARTIN STATE AIRPORT
LOCKHEED MARTIN
MIDDLE RIVER, MARYLAND

SAMPLE ID:	FMC-3	FMC-4	FMC-5	FMC-6	FMC-7	FMC-8	FMC-9
LABORATORY ID:	C7K020180017	C7K020180018	C7K020180019	C7K020180020	C7K020180021	C7K020180022	C7K020180002
LOCATION:	FMC-03	FMC-04	FMC-05	FMC-06	FMC-07	FMC-08	FMC-09
SAMPLE DATE:	10/31/2007	10/31/2007	10/31/2007	10/31/2007	10/31/2007	10/31/2007	10/30/2007
1,1,2-TRICHLOROTRIFLUOROETHANE	7.7 U	11 U	20 UJ	7.9 U	19 UJ	19 UJ	19 UJ
1,1-DICHLOROETHANE	7.7 U	11 U	20 UJ	7.9 U	19 UJ	19 UJ	19 UJ
1,1-DICHLOROETHENE	7.7 U	11 U	20 UJ	7.9 U	19 UJ	19 UJ	19 UJ
1,2,4-TRICHLOROBENZENE	7.7 U	11 U	20 UJ	7.9 U	19 UJ	19 UJ	19 UJ
1,2-DIBROMO-3-CHLOROPROPANE	7.7 U	11 U	20 UJ	7.9 U	19 UJ	19 UJ	19 UJ
1,2-DIBROMOETHANE	7.7 U	11 U	20 UJ	7.9 U	19 UJ	19 UJ	19 UJ
1,2-DICHLOROBENZENE	7.7 U	11 U	20 UJ	7.9 U	19 UJ	19 UJ	19 UJ
1,2-DICHLOROETHANE	7.7 U	11 U	20 UJ	7.9 U	19 UJ	19 UJ	19 UJ
1,2-DICHLOROPROPANE	7.7 U	11 U	20 UJ	7.9 U	19 UJ	19 UJ	19 UJ
1,3-DICHLOROBENZENE	7.7 U	11 U	20 UJ	7.9 U	19 UJ	19 UJ	19 UJ
1,4-DICHLOROBENZENE	7.7 U	11 U	20 UJ	7.9 U	19 UJ	19 UJ	19 UJ
2-BUTANONE	7.7 U	11 U	20 UJ	7.9 U	19 UJ	19 UJ	19 UJ
2-HEXANONE	7.7 U	11 U	20 UJ	7.9 U	19 UJ	19 UJ	19 UJ
4-METHYL-2-PENTANONE	7.7 U	11 U	20 UJ	7.9 U	19 UJ	19 UJ	19 UJ
ACETONE	31 U	44 U	79 UJ	31 U	25 B	24 B	76 UJ
BENZENE	7.7 U	11 U	20 UJ	7.9 U	19 UJ	19 UJ	19 UJ
BROMODICHLOROMETHANE	7.7 U	11 U	20 UJ	7.9 U	19 UJ	19 UJ	19 UJ
BROMOFORM	7.7 U	11 U	20 UJ	7.9 U	19 UJ	19 UJ	19 UJ
BROMOMETHANE	7.7 U	11 U	20 UJ	7.9 U	19 UJ	19 UJ	19 UJ
CARBON DISULFIDE	7.7 U	11 U	20 UJ	7.9 U	19 UJ	19 UJ	19 UJ
CARBON TETRACHLORIDE	7.7 U	11 U	20 UJ	7.9 U	19 UJ	19 UJ	19 UJ

ANALYTICAL RESULTS FOR
SEDIMENT FROG MORTAR CREEK PHASE II
SURFACE WATER AND SHALLOW SEDIMENT INVESTIGATION
MARTIN STATE AIRPORT
LOCKHEED MARTIN
MIDDLE RIVER, MARYLAND

SAMPLE ID:	FMC-3	FMC-4	FMC-5	FMC-6	FMC-7	FMC-8	FMC-9
LABORATORY ID:	C7K020180017	C7K020180018	C7K020180019	C7K020180020	C7K020180021	C7K020180022	C7K020180002
LOCATION:	FMC-03	FMC-04	FMC-05	FMC-06	FMC-07	FMC-08	FMC-09
SAMPLE DATE:	10/31/2007	10/31/2007	10/31/2007	10/31/2007	10/31/2007	10/31/2007	10/30/2007
CHLOROBENZENE	7.7 U	11 U	20 UJ	7.9 U	19 UJ	19 UJ	19 UJ
CHLORODIBROMOMETHANE	7.7 U	11 U	20 UJ	7.9 U	19 UJ	19 UJ	19 UJ
CHLOROETHANE	7.7 U	11 U	20 UJ	7.9 U	19 UJ	19 UJ	19 UJ
CHLOROFORM	7.7 U	11 U	20 UJ	7.9 U	19 UJ	19 UJ	19 UJ
CHLOROMETHANE	7.7 U	11 U	20 UJ	7.9 U	19 UJ	19 UJ	19 UJ
CIS-1,2-DICHLOROETHENE	7.7 U	11 U	20 UJ	7.9 U	19 UJ	19 UJ	19 UJ
CIS-1,3-DICHLOROPROPENE	7.7 U	11 U	20 UJ	7.9 U	19 UJ	19 UJ	19 UJ
CYCLOHEXANE	7.7 U	11 U	20 UJ	7.9 U	19 UJ	19 UJ	19 UJ
DICHLORODIFLUOROMETHANE	7.7 U	11 U	20 UJ	7.9 U	19 UJ	19 UJ	19 UJ
ETHYLBENZENE	7.7 U	11 U	20 UJ	7.9 U	19 UJ	19 UJ	19 UJ
ISOPROPYLBENZENE	7.7 U	11 U	20 UJ	7.9 U	19 UJ	19 UJ	19 UJ
METHYL ACETATE	7.7 U	11 U	20 UJ	7.9 U	19 UJ	19 UJ	19 UJ
METHYL CYCLOHEXANE	7.7 U	11 U	20 UJ	7.9 U	19 UJ	19 UJ	19 UJ
METHYL TERT-BUTYL ETHER	7.7 U	11 U	20 UJ	7.9 U	19 UJ	19 UJ	19 UJ
METHYLENE CHLORIDE	7.7 U	11 U	20 UJ	7.9 U	9.4 J	8.4 J	4.6 J
STYRENE	7.7 U	11 U	20 UJ	7.9 U	19 UJ	19 UJ	19 UJ
TETRACHLOROETHENE	7.7 U	11 U	20 UJ	7.9 U	19 UJ	19 UJ	19 UJ
TOLUENE	7.7 U	11 U	20 UJ	7.9 U	19 UJ	19 UJ	19 UJ
TOTAL XYLENES	23 U	33 U	59 UJ	24 U	58 UJ	56 UJ	57 UJ
TRANS-1,2-DICHLOROETHENE	7.7 U	11 U	20 UJ	7.9 U	19 UJ	19 UJ	19 UJ
TRANS-1,3-DICHLOROPROPENE	7.7 U	11 U	20 UJ	7.9 U	19 UJ	19 UJ	19 UJ

ANALYTICAL RESULTS FOR
SEDIMENT FROG MORTAR CREEK PHASE II
SURFACE WATER AND SHALLOW SEDIMENT INVESTIGATION
MARTIN STATE AIRPORT
LOCKHEED MARTIN
MIDDLE RIVER, MARYLAND

SAMPLE ID:	FMC-3	FMC-4	FMC-5	FMC-6	FMC-7	FMC-8	FMC-9
LABORATORY ID:	C7K020180017	C7K020180018	C7K020180019	C7K020180020	C7K020180021	C7K020180022	C7K020180002
LOCATION:	FMC-03	FMC-04	FMC-05	FMC-06	FMC-07	FMC-08	FMC-09
SAMPLE DATE:	10/31/2007	10/31/2007	10/31/2007	10/31/2007	10/31/2007	10/31/2007	10/30/2007
TRICHLOROETHENE	7.7 U	11 U	20 UJ	7.9 U	19 UJ	19 UJ	19 UJ
TRICHLOROFLUOROMETHANE	7.7 U	11 U	20 UJ	7.9 U	19 UJ	19 UJ	19 UJ
VINYL CHLORIDE	7.7 U	11 U	20 UJ	7.9 U	19 UJ	19 UJ	19 UJ
MISCELLANEOUS (%)							
PERCENT SOLIDS	65.1	45	25.4	63.5	25.9	27	26.3
MISCELLANEOUS (MG/KG)							
HEXAVALENT CHROMIUM	0.6 U	0.91 U	1.6 UJ	0.62 U	1.6 UJ	1.4 UJ	1.5 UJ
MISCELLANEOUS (UG/KG)							
PERCHLORATE	61.5 U	88.8 U	158 UJ	63 U	154 UJ	148 UJ	152 UJ
PESTICIDES/PCBs (ug/kg)							
AROCLOR-1016	17 U	19 U	33 UJ	16 U	32 UJ	31 UJ	32 UJ
AROCLOR-1221	17 U	19 U	33 UJ	16 U	32 UJ	31 UJ	32 UJ
AROCLOR-1232	17 U	19 U	33 UJ	16 U	32 UJ	31 UJ	32 UJ
AROCLOR-1242	17 U	19 U	33 UJ	16 U	32 UJ	31 UJ	32 UJ
AROCLOR-1248	17 U	19 U	33 UJ	16 U	32 UJ	31 UJ	32 UJ
AROCLOR-1254	17 U	51	130 J	18	77 J	88 J	140 J
AROCLOR-1260	10 J	27	69 J	16 U	43 J	34 J	75 J

ANALYTICAL RESULTS FOR
SEDIMENT FROG MORTAR CREEK PHASE II
SURFACE WATER AND SHALLOW SEDIMENT INVESTIGATION
MARTIN STATE AIRPORT
LOCKHEED MARTIN
MIDDLE RIVER, MARYLAND

SAMPLE ID:	FMC-10	FMC-11	FMC-12	FMC-13	FMC-14	FMC-15	FMC-16
LABORATORY ID:	C7K020180003	C7K020180004	C7K020180005	C7K020180006	C7K020180007	C7K020180008	C7K020180009
LOCATION:	FMC-10	FMC-11	FMC-12	FMC-13	FMC-14	FMC-15	FMC-16
SAMPLE DATE:	10/30/2007	10/30/2007	10/30/2007	10/30/2007	10/30/2007	10/31/2007	10/31/2007
TOTAL METALS (mg/kg)							
ANTIMONY	0.38 B	0.27 B	0.16 B	0.19 B	0.31 B	0.018 B	0.025 B
ARSENIC	10	10.3 J	6.5	9.4	11.3 J	0.67	0.4
BERYLLIUM	1.9	1.8 J	1.1	1.6	2.1 J	0.063	0.052
CADMIUM	3.5	3.7 J	2.7	3.2	4.3 J	0.12 K	0.11 K
CHROMIUM	117	99.3 J	61.7	90	119 J	4.4	4.1
COPPER	213	229 J	141	184	234 J	7.2	6.6
LEAD	114	97.5 J	60.2	85.7	114 J	4	3.7
MERCURY	0.37	0.45 J	0.25	0.44	0.44 J	0.011	0.01
NICKEL	37.6	35.1 J	21	31.4	41.5 J	1.3	1.3
SELENIUM	2.6 J	2.6 J	1.6 J	2.3 J	2.8 J	0.23 J	0.22 J
SILVER	0.75	0.63 J	0.39 J	0.58 J	0.73 J	0.017 J	0.02 J
THALLIUM	0.23	0.22 J	0.13	0.18	0.24 J	0.011	0.013 B
ZINC	289 J	316 J	182 J	257 J	329 J	10.5 J	13.9 J
SEMIVOLATILES (ug/kg)							
1,1-BIPHENYL	520 U	650 UJ	420 U	550 U	590 UJ	31 U	32 U
2,2'-OXYBIS(1-CHLOROPROPANE)	110 U	130 UJ	85 U	110 U	120 UJ	6.4 U	6.4 U
2,4,5-TRICHLOROPHENOL	520 U	650 UJ	420 U	550 U	590 UJ	31 U	32 U
2,4,6-TRICHLOROPHENOL	520 U	650 UJ	420 U	550 U	590 UJ	31 U	32 U
2,4-DICHLOROPHENOL	110 U	130 UJ	85 U	110 U	120 UJ	6.4 U	6.4 U
2,4-DIMETHYLPHENOL	520 U	650 UJ	420 U	550 U	590 UJ	31 U	32 U

ANALYTICAL RESULTS FOR
SEDIMENT FROG MORTAR CREEK PHASE II
SURFACE WATER AND SHALLOW SEDIMENT INVESTIGATION
MARTIN STATE AIRPORT
LOCKHEED MARTIN
MIDDLE RIVER, MARYLAND

SAMPLE ID:	FMC-10	FMC-11	FMC-12	FMC-13	FMC-14	FMC-15	FMC-16
LABORATORY ID:	C7K020180003	C7K020180004	C7K020180005	C7K020180006	C7K020180007	C7K020180008	C7K020180009
LOCATION:	FMC-10	FMC-11	FMC-12	FMC-13	FMC-14	FMC-15	FMC-16
SAMPLE DATE:	10/30/2007	10/30/2007	10/30/2007	10/30/2007	10/30/2007	10/31/2007	10/31/2007
2,4-DINITROPHENOL	2700 U	3400 UJ	2100 U	2800 U	3100 UJ	160 U	160 U
2,4-DINITROTOLUENE	520 U	650 UJ	420 U	550 U	590 UJ	31 U	32 U
2,6-DINITROTOLUENE	520 U	650 UJ	420 U	550 U	590 UJ	31 U	32 U
2-CHLORONAPHTHALENE	110 U	130 UJ	85 U	110 U	120 UJ	6.4 U	6.4 U
2-CHLOROPHENOL	520 U	650 UJ	420 U	550 U	590 UJ	31 U	32 U
2-METHYLNAPHTHALENE	75 J	67 J	32 J	63 J	77 J	1.8 J	6.4 U
2-METHYLPHENOL	520 U	650 UJ	420 U	550 U	590 UJ	31 U	32 U
2-NITROANILINE	2700 U	3400 UJ	2100 U	2800 U	3100 UJ	160 U	160 U
2-NITROPHENOL	520 U	650 UJ	420 U	550 U	590 UJ	31 U	32 U
3,3'-DICHLOROBENZIDINE	520 U	650 UJ	420 U	550 U	590 UJ	31 U	32 U
3-NITROANILINE	2700 U	3400 UJ	2100 U	2800 U	3100 UJ	160 U	160 U
4,6-DINITRO-2-METHYLPHENOL	2700 U	3400 UJ	2100 U	2800 U	3100 UJ	160 U	160 U
4-BROMOPHENYL PHENYL ETHER	520 U	650 UJ	420 U	550 U	590 UJ	31 U	32 U
4-CHLORO-3-METHYLPHENOL	520 U	650 UJ	420 U	550 U	590 UJ	31 U	32 U
4-CHLOROANILINE	520 U	650 UJ	420 U	550 U	590 UJ	31 U	32 U
4-CHLOROPHENYL PHENYL ETHER	520 U	650 UJ	420 U	550 U	590 UJ	31 U	32 U
4-METHYLPHENOL	49 J	650 UJ	420 U	38 J	590 UJ	31 U	32 U
4-NITROANILINE	2700 U	3400 UJ	2100 U	2800 U	3100 UJ	160 U	160 U
4-NITROPHENOL	2700 U	3400 UJ	2100 U	2800 U	3100 UJ	160 U	160 U
ACENAPHTHENE	110 U	130 UJ	85 U	110 U	120 UJ	6.4 U	6.4 U
ACENAPHTHYLENE	160	150 J	81 J	140	170 J	3.9 J	2.8 J

ANALYTICAL RESULTS FOR
SEDIMENT FROG MORTAR CREEK PHASE II
SURFACE WATER AND SHALLOW SEDIMENT INVESTIGATION
MARTIN STATE AIRPORT
LOCKHEED MARTIN
MIDDLE RIVER, MARYLAND

SAMPLE ID:	FMC-10	FMC-11	FMC-12	FMC-13	FMC-14	FMC-15	FMC-16
LABORATORY ID:	C7K020180003	C7K020180004	C7K020180005	C7K020180006	C7K020180007	C7K020180008	C7K020180009
LOCATION:	FMC-10	FMC-11	FMC-12	FMC-13	FMC-14	FMC-15	FMC-16
SAMPLE DATE:	10/30/2007	10/30/2007	10/30/2007	10/30/2007	10/30/2007	10/31/2007	10/31/2007
ACETOPHENONE	520 U	650 UJ	420 U	550 U	590 UJ	2.3 J	1.9 J
ANTHRACENE	180	170 J	92	170	200 J	4.4 J	3.1 J
ATRAZINE	520 U	650 UJ	420 U	550 U	590 UJ	31 U	32 U
BENZALDEHYDE	430 J	520 J	330 J	440 J	470 J	25 J	25 J
BENZO(A)ANTHRACENE	350	330 J	190	350	400 J	7.6	4.8 J
BENZO(A)PYRENE	470	400 J	230	440	490 J	8.6	6.9
BENZO(B)FLUORANTHENE	680	640 J	320	820	680 J	12	8
BENZO(G,H,I)PERYLENE	480	430 J	240	460	520 J	8.4	7.2
BENZO(K)FLUORANTHENE	110 U	170 J	130	110 U	120 UJ	4.1 J	6.4 U
BIS(2-CHLOROETHOXY)METHANE	520 U	650 UJ	420 U	550 U	590 UJ	31 U	32 U
BIS(2-CHLOROETHYL)ETHER	110 U	130 UJ	85 U	110 U	120 UJ	6.4 U	6.4 U
BIS(2-ETHYLHEXYL)PHTHALATE	230 J	290 J	170 J	270 J	260 J	20 J	21 J
BUTYL BENZYL PHTHALATE	170 J	200 J	420 U	170 J	190 J	15 J	15 J
CAPROLACTAM	200 J	650 UJ	170 J	240 J	240 J	23 J	28 J
CARBAZOLE	33 J	28 J	85 U	27 J	35 J	6.4 U	6.4 U
CHRYSENE	450	370 J	210	370	440 J	7.8	6.6
DIBENZO(A,H)ANTHRACENE	100 J	88 J	54 J	100 J	110 J	6.4 U	6.4 U
DIBENZOFURAN	30 J	650 UJ	420 U	31 J	35 J	31 U	32 U
DIETHYL PHTHALATE	520 U	650 UJ	420 U	550 U	590 UJ	6.4 B	4.6 B
DIMETHYL PHTHALATE	520 U	650 UJ	420 U	550 U	590 UJ	31 U	32 U
DI-N-BUTYL PHTHALATE	520 U	650 UJ	420 U	550 U	590 UJ	5.7 J	6.5 J

ANALYTICAL RESULTS FOR
SEDIMENT FROG MORTAR CREEK PHASE II
SURFACE WATER AND SHALLOW SEDIMENT INVESTIGATION
MARTIN STATE AIRPORT
LOCKHEED MARTIN
MIDDLE RIVER, MARYLAND

SAMPLE ID:	FMC-10	FMC-11	FMC-12	FMC-13	FMC-14	FMC-15	FMC-16
LABORATORY ID:	C7K020180003	C7K020180004	C7K020180005	C7K020180006	C7K020180007	C7K020180008	C7K020180009
LOCATION:	FMC-10	FMC-11	FMC-12	FMC-13	FMC-14	FMC-15	FMC-16
SAMPLE DATE:	10/30/2007	10/30/2007	10/30/2007	10/30/2007	10/30/2007	10/31/2007	10/31/2007
DI-N-OCTYL PHTHALATE	520 U	650 UJ	420 U	550 U	590 UJ	31 U	32 U
FLUORANTHENE	690	560 J	370	610	720 J	15	9.6
FLUORENE	73 J	65 J	36 J	63 J	71 J	2.3 J	6.4 U
HEXACHLOROBENZENE	110 U	130 UJ	85 U	110 U	120 UJ	6.4 U	6.4 U
HEXACHLOROBUTADIENE	110 U	130 UJ	85 U	110 U	120 UJ	6.4 U	6.4 U
HEXACHLOROCYCLOPENTADIENE	520 U	650 UJ	420 U	550 U	590 UJ	31 UR	32 U
HEXACHLOROETHANE	520 U	650 UJ	420 U	550 U	590 UJ	31 U	32 U
INDENO(1,2,3-CD)PYRENE	400	350 J	190	370	420 J	6.9	5.3 J
ISOPHORONE	520 U	650 UJ	420 U	550 U	590 UJ	31 U	32 U
NAPHTHALENE	86 J	74 J	39 J	73 J	85 J	2 J	1.5 J
NITROBENZENE	110 U	130 UJ	85 U	110 U	120 UJ	6.4 U	6.4 U
N-NITROSO-DI-N-PROPYLAMINE	110 U	130 UJ	85 U	110 U	120 UJ	6.4 U	6.4 U
N-NITROSODIPHENYLAMINE	110 U	130 UJ	85 U	110 U	120 UJ	6.4 U	6.4 U
PENTACHLOROPHENOL	520 U	650 UJ	420 U	550 U	590 UJ	31 U	32 U
PHENANTHRENE	240	220 J	130	220	260 J	7.7	5.3 J
PHENOL	110 U	130 UJ	85 U	110 U	120 UJ	6.4 U	6.4 U
PYRENE	720	650 J	350	650	820 J	13	9.9
VOLATILES (ug/kg)							
1,1,1-TRICHLOROETHANE	16 U	20 UJ	13 U	17 U	18 UJ	6.8 U	6.9 U
1,1,2,2-TETRACHLOROETHANE	16 U	20 UJ	13 U	17 U	18 UJ	6.8 U	6.9 U
1,1,2-TRICHLOROETHANE	16 U	20 UJ	13 U	17 U	18 UJ	6.8 U	6.9 U

ANALYTICAL RESULTS FOR
SEDIMENT FROG MORTAR CREEK PHASE II
SURFACE WATER AND SHALLOW SEDIMENT INVESTIGATION
MARTIN STATE AIRPORT
LOCKHEED MARTIN
MIDDLE RIVER, MARYLAND

SAMPLE ID:	FMC-10	FMC-11	FMC-12	FMC-13	FMC-14	FMC-15	FMC-16
LABORATORY ID:	C7K020180003	C7K020180004	C7K020180005	C7K020180006	C7K020180007	C7K020180008	C7K020180009
LOCATION:	FMC-10	FMC-11	FMC-12	FMC-13	FMC-14	FMC-15	FMC-16
SAMPLE DATE:	10/30/2007	10/30/2007	10/30/2007	10/30/2007	10/30/2007	10/31/2007	10/31/2007
1,1,2-TRICHLOROTRIFLUOROETHANE	16 U	20 UJ	13 U	17 U	18 UJ	6.8 U	6.9 U
1,1-DICHLOROETHANE	16 U	20 UJ	13 U	17 U	18 UJ	6.8 U	6.9 U
1,1-DICHLOROETHENE	16 U	20 UJ	13 U	17 U	18 UJ	6.8 U	6.9 U
1,2,4-TRICHLOROBENZENE	16 U	20 UJ	13 U	17 U	18 UJ	6.8 U	6.9 U
1,2-DIBROMO-3-CHLOROPROPANE	16 U	20 UJ	13 U	17 U	18 UJ	6.8 U	6.9 U
1,2-DIBROMOETHANE	16 U	20 UJ	13 U	17 U	18 UJ	6.8 U	6.9 U
1,2-DICHLOROBENZENE	16 U	20 UJ	13 U	17 U	18 UJ	6.8 U	6.9 U
1,2-DICHLOROETHANE	16 U	20 UJ	13 U	17 U	18 UJ	6.8 U	6.9 U
1,2-DICHLOROPROPANE	16 U	20 UJ	13 U	17 U	18 UJ	6.8 U	6.9 U
1,3-DICHLOROBENZENE	16 U	20 UJ	13 U	17 U	18 UJ	6.8 U	6.9 U
1,4-DICHLOROBENZENE	16 U	20 UJ	13 U	17 U	18 UJ	6.8 U	6.9 U
2-BUTANONE	16 U	20 UJ	13 U	17 U	18 UJ	6.8 U	6.9 U
2-HEXANONE	16 U	20 UJ	13 U	17 U	18 UJ	6.8 U	6.9 U
4-METHYL-2-PENTANONE	16 U	20 UJ	13 U	17 U	18 UJ	6.8 U	6.9 U
ACETONE	63 U	24 B	51 U	67 U	72 UJ	27 U	27 U
BENZENE	16 U	20 UJ	13 U	17 U	18 UJ	6.8 U	6.9 U
BROMODICHLOROMETHANE	16 U	20 UJ	13 U	17 U	18 UJ	6.8 U	6.9 U
BROMOFORM	16 U	20 UJ	13 U	17 U	18 UJ	6.8 U	6.9 U
BROMOMETHANE	16 U	20 UJ	13 U	17 U	18 UJ	6.8 U	6.9 U
CARBON DISULFIDE	16 U	20 UJ	13 U	17 U	18 UJ	6.8 U	6.9 U
CARBON TETRACHLORIDE	16 U	20 UJ	13 U	17 U	18 UJ	6.8 U	6.9 U

ANALYTICAL RESULTS FOR
SEDIMENT FROG MORTAR CREEK PHASE II
SURFACE WATER AND SHALLOW SEDIMENT INVESTIGATION
MARTIN STATE AIRPORT
LOCKHEED MARTIN
MIDDLE RIVER, MARYLAND

SAMPLE ID:	FMC-10	FMC-11	FMC-12	FMC-13	FMC-14	FMC-15	FMC-16
LABORATORY ID:	C7K020180003	C7K020180004	C7K020180005	C7K020180006	C7K020180007	C7K020180008	C7K020180009
LOCATION:	FMC-10	FMC-11	FMC-12	FMC-13	FMC-14	FMC-15	FMC-16
SAMPLE DATE:	10/30/2007	10/30/2007	10/30/2007	10/30/2007	10/30/2007	10/31/2007	10/31/2007
CHLOROBENZENE	16 U	20 UJ	13 U	17 U	18 UJ	6.8 U	6.9 U
CHLORODIBROMOMETHANE	16 U	20 UJ	13 U	17 U	18 UJ	6.8 U	6.9 U
CHLOROETHANE	16 U	20 UJ	13 U	17 U	18 UJ	6.8 U	6.9 U
CHLOROFORM	16 U	20 UJ	13 U	17 U	18 UJ	6.8 U	6.9 U
CHLOROMETHANE	16 U	20 UJ	13 U	17 U	18 UJ	6.8 U	6.9 U
CIS-1,2-DICHLOROETHENE	16 U	20 UJ	13 U	17 U	18 UJ	5.8 J	4.3 J
CIS-1,3-DICHLOROPROPENE	16 U	20 UJ	13 U	17 U	18 UJ	6.8 U	6.9 U
CYCLOHEXANE	16 U	20 UJ	13 U	17 U	18 UJ	6.8 U	6.9 U
DICHLORODIFLUOROMETHANE	16 U	20 UJ	13 U	17 U	18 UJ	6.8 U	6.9 U
ETHYLBENZENE	16 U	20 UJ	13 U	17 U	18 UJ	6.8 U	6.9 U
ISOPROPYLBENZENE	16 U	20 UJ	13 U	17 U	18 UJ	6.8 U	6.9 U
METHYL ACETATE	16 U	20 UJ	13 U	17 U	18 UJ	6.8 U	6.9 U
METHYL CYCLOHEXANE	16 U	20 UJ	13 U	17 U	18 UJ	6.8 U	6.9 U
METHYL TERT-BUTYL ETHER	16 U	20 UJ	13 U	17 U	18 UJ	6.8 U	6.9 U
METHYLENE CHLORIDE	16 U	20 UJ	31	17 U	18 UJ	6.8 U	6.9 U
STYRENE	16 U	20 UJ	13 U	17 U	18 UJ	6.8 U	6.9 U
TETRACHLOROETHENE	16 U	20 UJ	13 U	17 U	18 UJ	6.8 U	6.9 U
TOLUENE	16 U	20 UJ	13 U	17 U	18 UJ	6.8 U	6.9 U
TOTAL XYLENES	47 U	59 UJ	38 U	50 U	54 UJ	20 U	21 U
TRANS-1,2-DICHLOROETHENE	16 U	20 UJ	13 U	17 U	18 UJ	6.8 U	6.9 U
TRANS-1,3-DICHLOROPROPENE	16 U	20 UJ	13 U	17 U	18 UJ	6.8 U	6.9 U

ANALYTICAL RESULTS FOR
SEDIMENT FROG MORTAR CREEK PHASE II
SURFACE WATER AND SHALLOW SEDIMENT INVESTIGATION
MARTIN STATE AIRPORT
LOCKHEED MARTIN
MIDDLE RIVER, MARYLAND

SAMPLE ID:	FMC-10	FMC-11	FMC-12	FMC-13	FMC-14	FMC-15	FMC-16
LABORATORY ID:	C7K020180003	C7K020180004	C7K020180005	C7K020180006	C7K020180007	C7K020180008	C7K020180009
LOCATION:	FMC-10	FMC-11	FMC-12	FMC-13	FMC-14	FMC-15	FMC-16
SAMPLE DATE:	10/30/2007	10/30/2007	10/30/2007	10/30/2007	10/30/2007	10/31/2007	10/31/2007
TRICHLOROETHENE	16 U	20 UJ	13 U	17 U	18 UJ	6.8 U	6.9 U
TRICHLOROFLUOROMETHANE	16 U	20 UJ	13 U	17 U	18 UJ	6.8 U	6.9 U
VINYL CHLORIDE	16 U	20 UJ	13 U	17 U	18 UJ	6.8 U	6.9 U
MISCELLANEOUS (%)							
PERCENT SOLIDS	31.6	25.2	39.6	30	27.8	73.6	72.8
MISCELLANEOUS (MG/KG)							
HEXAVALENT CHROMIUM	1.3 U	1.6 UJ	1 U	1.4 U	1.5 UJ	0.55 U	0.57 U
MISCELLANEOUS (UG/KG)							
PERCHLORATE	127 U	159 UJ	101 U	134 U	144 UJ	54.4 U	55 U
PESTICIDES/PCBs (ug/kg)							
AROCLOR-1016	26 U	33 UJ	21 U	28 U	30 UJ	16 U	16 U
AROCLOR-1221	26 U	33 UJ	21 U	28 U	30 UJ	16 U	16 U
AROCLOR-1232	26 U	33 UJ	21 U	62	30 UJ	16 U	16 U
AROCLOR-1242	26 U	33 UJ	21 U	28 U	30 UJ	16 U	16 U
AROCLOR-1248	26 U	33 UJ	21 U	100	30 UJ	16 U	16 U
AROCLOR-1254	120	160 J	58	89	130 J	4 J	16 U
AROCLOR-1260	64	89 J	31	46	89 J	2.7 J	5.2 J

ANALYTICAL RESULTS FOR
SEDIMENT FROG MORTAR CREEK PHASE II
SURFACE WATER AND SHALLOW SEDIMENT INVESTIGATION
MARTIN STATE AIRPORT
LOCKHEED MARTIN
MIDDLE RIVER, MARYLAND
15 of 28

SAMPLE ID:	FMC-17	FMC-18	FMC-19	FMC-20	FMC-21	FMC-22	FMC-23
LABORATORY ID:	C7K020180010	C7K020180011	C7K020180012	C7K020180013	C7K020180014	C7K020180015	C7K020180016
LOCATION:	FMC-17	FMC-18	FMC-19	FMC-20	FMC-21	FMC-22	FMC-23
SAMPLE DATE:	10/31/2007	10/31/2007	10/31/2007	10/31/2007	10/31/2007	10/31/2007	10/31/2007
TOTAL METALS (mg/kg)							
ANTIMONY	0.039 B	0.24 B	0.27 B	0.33 B	0.055 B	0.036 B	0.034 B
ARSENIC	1.3	11.8	14	10.5 J	0.51	0.61	0.78
BERYLLIUM	0.16 K	1.6	2	1.9 J	0.15 K	0.06 K	0.15 K
CADMIUM	0.39	4	7.8	3.8 J	0.34	0.073 K	0.2 K
CHROMIUM	12	97.8	148	118 J	10.7	5.2	10.4
COPPER	24	220	194	215 J	7	6.6	17.2
LEAD	10.7	84.4	110	111 J	5.5	3	7.8
MERCURY	0.046	0.32	0.38	0.42 J	0.011	0.013	0.028
NICKEL	3.7	32.1	41.3	39.9 J	2	1.3	3
SELENIUM	0.44 J	2.5 J	2.8 J	3.1 J	0.3 B	0.99 J	0.28 B
SILVER	0.065 J	0.57 J	0.8	0.81 J	0.027 J	0.019 J	0.048 K
THALLIUM	0.032	0.18	0.22	0.29 J	0.042	0.021 B	0.028 B
ZINC	32.1 J	278 J	308 J	308 J	15.2 J	9.3 J	21.9 J
SEMIVOLATILES (ug/kg)							
1,1-BIPHENYL	160 U	550 U	520 U	600 UJ	33 U	33 U	65 U
2,2'-OXYBIS(1-CHLOROPROPANE)	32 U	110 U	100 U	120 UJ	6.6 U	6.7 U	13 U
2,4,5-TRICHLOROPHENOL	160 U	550 U	520 U	600 UJ	33 U	33 U	65 U
2,4,6-TRICHLOROPHENOL	160 U	550 U	520 U	600 UJ	33 U	33 U	65 U
2,4-DICHLOROPHENOL	32 U	110 U	100 U	120 UJ	6.6 U	6.7 U	13 U
2,4-DIMETHYLPHENOL	160 U	550 U	520 U	600 UJ	33 U	33 U	65 U

ANALYTICAL RESULTS FOR
SEDIMENT FROG MORTAR CREEK PHASE II
SURFACE WATER AND SHALLOW SEDIMENT INVESTIGATION
MARTIN STATE AIRPORT
LOCKHEED MARTIN
MIDDLE RIVER, MARYLAND

SAMPLE ID:	FMC-17	FMC-18	FMC-19	FMC-20	FMC-21	FMC-22	FMC-23
LABORATORY ID:	C7K020180010	C7K020180011	C7K020180012	C7K020180013	C7K020180014	C7K020180015	C7K020180016
LOCATION:	FMC-17	FMC-18	FMC-19	FMC-20	FMC-21	FMC-22	FMC-23
SAMPLE DATE:	10/31/2007	10/31/2007	10/31/2007	10/31/2007	10/31/2007	10/31/2007	10/31/2007
2,4-DINITROPHENOL	810 U	2800 U	2700 U	3100 UJ	170 U	170 U	340 U
2,4-DINITROTOLUENE	160 U	550 U	520 U	600 UJ	33 U	33 U	65 U
2,6-DINITROTOLUENE	160 U	550 U	520 U	600 UJ	33 U	33 U	65 U
2-CHLORONAPHTHALENE	32 U	110 U	100 U	120 UJ	6.6 U	6.7 U	13 U
2-CHLOROPHENOL	160 U	550 U	520 U	600 UJ	33 U	33 U	65 U
2-METHYLNAPHTHALENE	8.9 J	60 J	69 J	51 J	6.6 U	6.7 U	5.5 J
2-METHYLPHENOL	160 U	550 U	520 U	600 UJ	33 U	33 U	65 U
2-NITROANILINE	810 U	2800 U	2700 U	3100 UJ	170 U	170 U	340 U
2-NITROPHENOL	160 U	550 U	520 U	600 UJ	33 U	33 U	65 U
3,3'-DICHLOROBENZIDINE	160 U	550 U	520 U	600 UJ	33 U	33 U	65 U
3-NITROANILINE	810 U	2800 U	2700 U	3100 UJ	170 U	170 U	340 U
4,6-DINITRO-2-METHYLPHENOL	810 U	2800 U	2700 U	3100 UJ	170 U	170 U	340 U
4-BROMOPHENYL PHENYL ETHER	160 U	550 U	520 U	600 UJ	33 U	33 U	65 U
4-CHLORO-3-METHYLPHENOL	160 U	550 U	520 U	600 UJ	33 U	33 U	65 U
4-CHLOROANILINE	160 U	550 U	520 U	600 UJ	33 U	33 U	65 U
4-CHLOROPHENYL PHENYL ETHER	160 U	550 U	520 U	600 UJ	33 U	33 U	65 U
4-METHYLPHENOL	160 U	45 J	35 J	600 UJ	33 U	33 U	65 U
4-NITROANILINE	810 U	2800 U	2700 U	3100 UJ	170 U	170 U	340 U
4-NITROPHENOL	810 U	2800 U	2700 U	3100 UJ	170 U	170 U	340 U
ACENAPHTHENE	32 U	110 U	27 J	120 UJ	1.7 J	6.7 U	13 U
ACENAPHTHYLENE	26 J	110	120	110 J	4.5 J	2.3 J	15

ANALYTICAL RESULTS FOR
SEDIMENT FROG MORTAR CREEK PHASE II
SURFACE WATER AND SHALLOW SEDIMENT INVESTIGATION
MARTIN STATE AIRPORT
LOCKHEED MARTIN
MIDDLE RIVER, MARYLAND

SAMPLE ID:	FMC-17	FMC-18	FMC-19	FMC-20	FMC-21	FMC-22	FMC-23
LABORATORY ID:	C7K020180010	C7K020180011	C7K020180012	C7K020180013	C7K020180014	C7K020180015	C7K020180016
LOCATION:	FMC-17	FMC-18	FMC-19	FMC-20	FMC-21	FMC-22	FMC-23
SAMPLE DATE:	10/31/2007	10/31/2007	10/31/2007	10/31/2007	10/31/2007	10/31/2007	10/31/2007
ACETOPHENONE	160 U	550 U	520 U	600 UJ	33 U	33 U	65 U
ANTHRACENE	27 J	110 U	160	120 J	4.9 J	2.4 J	16
ATRAZINE	160 U	550 U	520 U	600 UJ	33 U	33 U	65 U
BENZALDEHYDE	120 J	450 J	420 J	480 J	26 J	33 U	52 J
BENZO(A)ANTHRACENE	46	230	330	260 J	19	3.6 J	28
BENZO(A)PYRENE	53	340	400	330 J	20	4.9 J	35
BENZO(B)FLUORANTHENE	79	510	750	430 J	23	6.4 J	45
BENZO(G,H,I)PERYLENE	58	370	450	340 J	16	5.6 J	39
BENZO(K)FLUORANTHENE	32 U	110 U	100 U	120 UJ	6.6 U	6.7 U	13 U
BIS(2-CHLOROETHOXY)METHANE	160 U	550 U	520 U	600 UJ	33 U	33 U	65 U
BIS(2-CHLOROETHYL)ETHER	32 U	110 U	100 U	120 UJ	6.6 U	6.7 U	13 U
BIS(2-ETHYLHEXYL)PHTHALATE	66 J	260 J	220 J	250 J	18 J	16 J	32 J
BUTYL BENZYL PHTHALATE	50 J	170 J	170 J	190 J	15 J	15 J	23 J
CAPROLACTAM	160 U	210 J	520 U	600 UJ	27 J	27 J	32 J
CARBAZOLE	32 U	110 U	27 J	120 UJ	6.6 U	6.7 U	13 U
CHRYSENE	51	300	360	320 J	19	4.9 J	33
DIBENZO(A,H)ANTHRACENE	13 J	77 J	69 J	68 J	3.8 J	6.7 U	8.5 J
DIBENZOFURAN	160 U	550 U	520 U	600 UJ	33 U	33 U	65 U
DIETHYL PHTHALATE	160 U	550 U	520 U	600 UJ	4.4 B	4.7 B	65 U
DIMETHYL PHTHALATE	160 U	550 U	520 U	600 UJ	33 U	33 U	65 U
DI-N-BUTYL PHTHALATE	160 U	550 U	520 U	600 UJ	6.2 J	6 J	65 U

ANALYTICAL RESULTS FOR
SEDIMENT FROG MORTAR CREEK PHASE II
SURFACE WATER AND SHALLOW SEDIMENT INVESTIGATION
MARTIN STATE AIRPORT
LOCKHEED MARTIN
MIDDLE RIVER, MARYLAND

SAMPLE ID:	FMC-17	FMC-18	FMC-19	FMC-20	FMC-21	FMC-22	FMC-23
LABORATORY ID:	C7K020180010	C7K020180011	C7K020180012	C7K020180013	C7K020180014	C7K020180015	C7K020180016
LOCATION:	FMC-17	FMC-18	FMC-19	FMC-20	FMC-21	FMC-22	FMC-23
SAMPLE DATE:	10/31/2007	10/31/2007	10/31/2007	10/31/2007	10/31/2007	10/31/2007	10/31/2007
DI-N-OCTYL PHTHALATE	160 U	550 U	520 U	600 UJ	33 U	33 U	59 J
FLUORANTHENE	85	470	590	520 J	42	7.2	53
FLUORENE	7.9 J	49 J	63 J	54 J	2 J	6.7 U	5.9 J
HEXACHLOROBENZENE	32 U	110 U	100 U	120 UJ	6.6 U	6.7 U	13 U
HEXACHLOROBUTADIENE	32 U	110 U	100 U	120 UJ	6.6 U	6.7 U	13 U
HEXACHLOROCYCLOPENTADIENE	160 U	550 U	520 U	600 UJ	33 U	33 U	65 U
HEXACHLOROETHANE	160 U	550 U	520 U	600 UJ	33 U	33 U	65 U
INDENO(1,2,3-CD)PYRENE	48	290	350	270 J	14	4.4 J	31
ISOPHORONE	160 U	550 U	520 U	600 UJ	33 U	33 U	65 U
NAPHTHALENE	11 J	60 J	83 J	54 J	1.7 J	6.7 U	6.3 J
NITROBENZENE	32 U	110 U	100 U	120 UJ	6.6 U	6.7 U	13 U
N-NITROSO-DI-N-PROPYLAMINE	32 U	110 U	100 U	120 UJ	6.6 U	6.7 U	13 U
N-NITROSODIPHENYLAMINE	32 U	110 U	100 U	120 UJ	6.6 U	6.7 U	13 U
PENTACHLOROPHENOL	160 U	550 U	520 U	600 UJ	33 U	33 U	65 U
PHENANTHRENE	33	180	210	180 J	12	4.3 J	21
PHENOL	32 U	110 U	100 U	120 UJ	6.6 U	6.7 U	13 U
PYRENE	84	520	640	570 J	41	7.8	53
VOLATILES (ug/kg)							
1,1,1-TRICHLOROETHANE	7.4 U	17 U	16 U	18 UJ	6.6 U	6.6 U	7.1 U
1,1,2,2-TETRACHLOROETHANE	7.4 U	17 U	16 U	18 UJ	6.6 U	6.6 U	7.1 U
1,1,2-TRICHLOROETHANE	7.4 U	17 U	16 U	18 UJ	6.6 U	6.6 U	7.1 U

ANALYTICAL RESULTS FOR
SEDIMENT FROG MORTAR CREEK PHASE II
SURFACE WATER AND SHALLOW SEDIMENT INVESTIGATION
MARTIN STATE AIRPORT
LOCKHEED MARTIN
MIDDLE RIVER, MARYLAND

SAMPLE ID:	FMC-17	FMC-18	FMC-19	FMC-20	FMC-21	FMC-22	FMC-23
LABORATORY ID:	C7K020180010	C7K020180011	C7K020180012	C7K020180013	C7K020180014	C7K020180015	C7K020180016
LOCATION:	FMC-17	FMC-18	FMC-19	FMC-20	FMC-21	FMC-22	FMC-23
SAMPLE DATE:	10/31/2007	10/31/2007	10/31/2007	10/31/2007	10/31/2007	10/31/2007	10/31/2007
1,1,2-TRICHLOROTRIFLUOROETHANE	7.4 U	17 U	16 U	18 UJ	6.6 U	6.6 U	7.1 U
1,1-DICHLOROETHANE	7.4 U	17 U	16 U	18 UJ	6.6 U	6.6 U	7.1 U
1,1-DICHLOROETHENE	7.4 U	17 U	16 U	18 UJ	6.6 U	6.6 U	7.1 U
1,2,4-TRICHLOROBENZENE	7.4 U	17 U	16 U	18 UJ	6.6 U	6.6 U	7.1 U
1,2-DIBROMO-3-CHLOROPROPANE	7.4 U	17 U	16 U	18 UJ	6.6 U	6.6 U	7.1 U
1,2-DIBROMOETHANE	7.4 U	17 U	16 U	18 UJ	6.6 U	6.6 U	7.1 U
1,2-DICHLOROBENZENE	7.4 U	17 U	16 U	18 UJ	6.6 U	6.6 U	7.1 U
1,2-DICHLOROETHANE	7.4 U	17 U	16 U	18 UJ	6.6 U	6.6 U	7.1 U
1,2-DICHLOROPROPANE	7.4 U	17 U	16 U	18 UJ	6.6 U	6.6 U	7.1 U
1,3-DICHLOROBENZENE	7.4 U	17 U	16 U	18 UJ	6.6 U	6.6 U	7.1 U
1,4-DICHLOROBENZENE	7.4 U	17 U	16 U	18 UJ	6.6 U	6.6 U	7.1 U
2-BUTANONE	7.4 U	17 U	16 U	18 UJ	6.6 U	6.6 U	7.1 U
2-HEXANONE	7.4 U	17 U	16 U	18 UJ	6.6 U	6.6 U	7.1 U
4-METHYL-2-PENTANONE	7.4 U	17 U	16 U	18 UJ	6.6 U	6.6 U	7.1 U
ACETONE	29 U	67 U	63 U	73 UJ	26 U	27 U	28 U
BENZENE	7.4 U	17 U	16 U	18 UJ	6.6 U	6.6 U	7.1 U
BROMODICHLOROMETHANE	7.4 U	17 U	16 U	18 UJ	6.6 U	6.6 U	7.1 U
BROMOFORM	7.4 U	17 U	16 U	18 UJ	6.6 U	6.6 U	7.1 U
BROMOMETHANE	7.4 U	17 U	16 U	18 UJ	6.6 U	6.6 U	7.1 U
CARBON DISULFIDE	7.4 U	17 U	16 U	18 UJ	6.6 U	6.6 U	7.1 U
CARBON TETRACHLORIDE	7.4 U	17 U	16 U	18 UJ	6.6 U	6.6 U	7.1 U

ANALYTICAL RESULTS FOR
SEDIMENT FROG MORTAR CREEK PHASE II
SURFACE WATER AND SHALLOW SEDIMENT INVESTIGATION
MARTIN STATE AIRPORT
LOCKHEED MARTIN
MIDDLE RIVER, MARYLAND

SAMPLE ID:	FMC-17	FMC-18	FMC-19	FMC-20	FMC-21	FMC-22	FMC-23
LABORATORY ID:	C7K020180010	C7K020180011	C7K020180012	C7K020180013	C7K020180014	C7K020180015	C7K020180016
LOCATION:	FMC-17	FMC-18	FMC-19	FMC-20	FMC-21	FMC-22	FMC-23
SAMPLE DATE:	10/31/2007	10/31/2007	10/31/2007	10/31/2007	10/31/2007	10/31/2007	10/31/2007
CHLOROBENZENE	7.4 U	17 U	16 U	18 UJ	6.6 U	6.6 U	7.1 U
CHLORODIBROMOMETHANE	7.4 U	17 U	16 U	18 UJ	6.6 U	6.6 U	7.1 U
CHLOROETHANE	7.4 U	17 U	16 U	18 UJ	6.6 U	6.6 U	7.1 U
CHLOROFORM	7.4 U	17 U	16 U	18 UJ	6.6 U	6.6 U	7.1 U
CHLOROMETHANE	7.4 U	17 U	16 U	18 UJ	6.6 U	6.6 U	7.1 U
CIS-1,2-DICHLOROETHENE	7.4 U	17 U	16 U	18 UJ	6.6 U	6.6 U	7.1 U
CIS-1,3-DICHLOROPROPENE	7.4 U	17 U	16 U	18 UJ	6.6 U	6.6 U	7.1 U
CYCLOHEXANE	7.4 U	17 U	16 U	18 UJ	6.6 U	6.6 U	7.1 U
DICHLORODIFLUOROMETHANE	7.4 U	17 U	16 U	18 UJ	6.6 U	6.6 U	7.1 U
ETHYLBENZENE	7.4 U	17 U	16 U	18 UJ	6.6 U	6.6 U	7.1 U
ISOPROPYLBENZENE	7.4 U	17 U	16 U	18 UJ	6.6 U	6.6 U	7.1 U
METHYL ACETATE	7.4 U	17 U	16 U	18 UJ	6.6 U	6.6 U	7.1 U
METHYL CYCLOHEXANE	7.4 U	17 U	16 U	18 UJ	6.6 U	6.6 U	7.1 U
METHYL TERT-BUTYL ETHER	7.4 U	17 U	16 U	18 UJ	6.6 U	6.6 U	7.1 U
METHYLENE CHLORIDE	7.4 U	17 U	16 U	18 UJ	6.6 U	6.6 U	7.1 U
STYRENE	7.4 U	17 U	16 U	18 UJ	6.6 U	6.6 U	7.1 U
TETRACHLOROETHENE	7.4 U	17 U	16 U	18 UJ	6.6 U	6.6 U	7.1 U
TOLUENE	7.4 U	17 U	16 U	18 UJ	6.6 U	6.6 U	7.1 U
TOTAL XYLENES	22 U	50 U	47 U	55 UJ	20 U	20 U	21 U
TRANS-1,2-DICHLOROETHENE	7.4 U	17 U	16 U	18 UJ	6.6 U	6.6 U	7.1 U
TRANS-1,3-DICHLOROPROPENE	7.4 U	17 U	16 U	18 UJ	6.6 U	6.6 U	7.1 U

ANALYTICAL RESULTS FOR
SEDIMENT FROG MORTAR CREEK PHASE II
SURFACE WATER AND SHALLOW SEDIMENT INVESTIGATION
MARTIN STATE AIRPORT
LOCKHEED MARTIN
MIDDLE RIVER, MARYLAND

SAMPLE ID:	FMC-17	FMC-18	FMC-19	FMC-20	FMC-21	FMC-22	FMC-23
LABORATORY ID:	C7K020180010	C7K020180011	C7K020180012	C7K020180013	C7K020180014	C7K020180015	C7K020180016
LOCATION:	FMC-17	FMC-18	FMC-19	FMC-20	FMC-21	FMC-22	FMC-23
SAMPLE DATE:	10/31/2007	10/31/2007	10/31/2007	10/31/2007	10/31/2007	10/31/2007	10/31/2007
TRICHLOROETHENE	7.4 U	17 U	16 U	18 UJ	6.6 U	6.6 U	7.1 U
TRICHLOROFLUOROMETHANE	7.4 U	17 U	16 U	18 UJ	6.6 U	6.6 U	7.1 U
VINYL CHLORIDE	7.4 U	17 U	16 U	18 UJ	6.6 U	6.6 U	7.1 U
MISCELLANEOUS (%)							
PERCENT SOLIDS	67.9	30	31.9	27.3	75.7	75.2	70.8
MISCELLANEOUS (MG/KG)							
HEXAVALENT CHROMIUM	0.58 U	1.3 U	1.3 U	1.5 UJ	0.53 U	0.52 U	0.57 U
MISCELLANEOUS (UG/KG)							
PERCHLORATE	58.9 U	133 U	125 U	146 UJ	52.9 U	53.2 U	56.5 U
PESTICIDES/PCBs (ug/kg)							
AROCLOR-1016	16 U	28 U	26 U	31 UJ	17 U	17 U	16 U
AROCLOR-1221	16 U	28 U	26 U	31 UJ	25	17 U	16 U
AROCLOR-1232	16 U	28 U	26 U	31 UJ	17 U	17 U	16 U
AROCLOR-1242	16 U	28 U	26 U	31 UJ	17 U	17 U	16 U
AROCLOR-1248	16 U	28 U	26 U	31 UJ	17 U	17 U	16 U
AROCLOR-1254	14 J	97	98	85 J	17 U	2.6 J	16 U
AROCLOR-1260	7.2 J	51	65	53 J	17 U	17 U	16 U

ANALYTICAL RESULTS FOR
SEDIMENT FROG MORTAR CREEK PHASE II
SURFACE WATER AND SHALLOW SEDIMENT INVESTIGATION
MARTIN STATE AIRPORT
LOCKHEED MARTIN
MIDDLE RIVER, MARYLAND

SAMPLE ID:	FMC-24	FMC-25	FMC-26
LABORATORY ID:	C7K020180001	C7K020180023	C7K020180024
LOCATION:	FMC-24	FMC-25	FMC-26
SAMPLE DATE:	10/30/2007	10/31/2007	10/31/2007
TOTAL METALS (mg/kg)			
ANTIMONY	0.44 B	0.16 B	0.18 B
ARSENIC	11.7 J	12.8 J	9.4
BERYLLIUM	1.9 J	2.2 J	1.8
CADMIUM	4.6 J	3.7 J	3.1
CHROMIUM	118 J	108 J	96
COPPER	271 J	224 J	193
LEAD	112 J	114 J	92.7
MERCURY	0.65 J	0.41 J	0.38
NICKEL	39.3 J	44 J	38
SELENIUM	2.7 J	3.2 J	2.8 J
SILVER	0.71 J	0.72 J	0.62 J
THALLIUM	0.33 J	0.26 J	0.22
ZINC	359 J	319 J	286 J
SEMIVOLATILES (ug/kg)			
1,1-BIPHENYL	390 UJ	320 UJ	280 U
2,2'-OXYBIS(1-CHLOROPROPANE)	80 UJ	64 UJ	56 U
2,4,5-TRICHLOROPHENOL	390 UJ	320 UJ	280 U
2,4,6-TRICHLOROPHENOL	390 UJ	320 UJ	280 U
2,4-DICHLOROPHENOL	80 UJ	64 UJ	56 U
2,4-DIMETHYLPHENOL	390 UJ	320 UJ	280 U

ANALYTICAL RESULTS FOR
SEDIMENT FROG MORTAR CREEK PHASE II
SURFACE WATER AND SHALLOW SEDIMENT INVESTIGATION
MARTIN STATE AIRPORT
LOCKHEED MARTIN
MIDDLE RIVER, MARYLAND

SAMPLE ID:	FMC-24	FMC-25	FMC-26
LABORATORY ID:	C7K020180001	C7K020180023	C7K020180024
LOCATION:	FMC-24	FMC-25	FMC-26
SAMPLE DATE:	10/30/2007	10/31/2007	10/31/2007
2,4-DINITROPHENOL	2000 UJ	1600 UJ	1400 U
2,4-DINITROTOLUENE	390 UJ	320 UJ	280 U
2,6-DINITROTOLUENE	390 UJ	320 UJ	280 U
2-CHLORONAPHTHALENE	80 UJ	64 UJ	56 U
2-CHLOROPHENOL	390 UJ	320 UJ	280 U
2-METHYLNAPHTHALENE	76 J	86 J	75
2-METHYLPHENOL	390 UJ	320 UJ	280 U
2-NITROANILINE	2000 UJ	1600 UJ	1400 U
2-NITROPHENOL	390 UJ	320 UJ	280 U
3,3'-DICHLOROBENZIDINE	390 UJ	320 UJ	280 U
3-NITROANILINE	2000 UJ	1600 UJ	1400 U
4,6-DINITRO-2-METHYLPHENOL	2000 UJ	1600 UJ	1400 U
4-BROMOPHENYL PHENYL ETHER	390 UJ	320 UJ	280 U
4-CHLORO-3-METHYLPHENOL	390 UJ	320 UJ	280 U
4-CHLOROANILINE	390 UJ	320 UJ	280 U
4-CHLOROPHENYL PHENYL ETHER	390 UJ	320 UJ	280 U
4-METHYLPHENOL	51 J	59 J	44 J
4-NITROANILINE	2000 UJ	1600 UJ	1400 U
4-NITROPHENOL	2000 UJ	1600 UJ	1400 U
ACENAPHTHENE	24 J	30 J	22 J
ACENAPHTHYLENE	160 J	160 J	110

ANALYTICAL RESULTS FOR
SEDIMENT FROG MORTAR CREEK PHASE II
SURFACE WATER AND SHALLOW SEDIMENT INVESTIGATION
MARTIN STATE AIRPORT
LOCKHEED MARTIN
MIDDLE RIVER, MARYLAND

SAMPLE ID:	FMC-24	FMC-25	FMC-26
LABORATORY ID:	C7K020180001	C7K020180023	C7K020180024
LOCATION:	FMC-24	FMC-25	FMC-26
SAMPLE DATE:	10/30/2007	10/31/2007	10/31/2007
ACETOPHENONE	390 UJ	320 UJ	280 U
ANTHRACENE	170 J	170 J	110
ATRAZINE	390 UJ	320 UJ	280 U
BENZALDEHYDE	330 J	64 J	37 J
BENZO(A)ANTHRACENE	310 J	330 J	230
BENZO(A)PYRENE	400 J	400 J	260
BENZO(B)FLUORANTHENE	580 J	590 J	370
BENZO(G,H,I)PERYLENE	430 J	490 J	300
BENZO(K)FLUORANTHENE	80 UJ	240 J	130
BIS(2-CHLOROETHOXY)METHANE	390 UJ	320 UJ	280 U
BIS(2-CHLOROETHYL)ETHER	80 UJ	64 UJ	56 U
BIS(2-ETHYLHEXYL)PHTHALATE	220 J	190 J	110 J
BUTYL BENZYL PHTHALATE	130 J	320 UJ	280 U
CAPROLACTAM	210 J	320 UJ	280 U
CARBAZOLE	29 J	64 UJ	56 U
CHRYSENE	360 J	430 J	270
DIBENZO(A,H)ANTHRACENE	89 J	64 UJ	60
DIBENZOFURAN	30 J	41 J	33 J
DIETHYL PHTHALATE	43 B	320 UJ	280 U
DIMETHYL PHTHALATE	390 UJ	320 UJ	280 U
DI-N-BUTYL PHTHALATE	390 UJ	320 UJ	280 U

ANALYTICAL RESULTS FOR
SEDIMENT FROG MORTAR CREEK PHASE II
SURFACE WATER AND SHALLOW SEDIMENT INVESTIGATION
MARTIN STATE AIRPORT
LOCKHEED MARTIN
MIDDLE RIVER, MARYLAND

SAMPLE ID:	FMC-24	FMC-25	FMC-26
LABORATORY ID:	C7K020180001	C7K020180023	C7K020180024
LOCATION:	FMC-24	FMC-25	FMC-26
SAMPLE DATE:	10/30/2007	10/31/2007	10/31/2007
DI-N-OCTYL PHTHALATE	390 UJ	320 UJ	280 U
FLUORANTHENE	600 J	600 J	450
FLUORENE	67 J	74 J	60
HEXACHLOROBENZENE	80 UJ	64 UJ	56 U
HEXACHLOROBUTADIENE	80 UJ	64 UJ	56 U
HEXACHLOROCYCLOPENTADIENE	390 UJ	320 UJ	280 UJ
HEXACHLOROETHANE	390 UJ	320 UJ	280 U
INDENO(1,2,3-CD)PYRENE	340 J	470 J	280
ISOPHORONE	390 UJ	320 UJ	280 U
NAPHTHALENE	85 J	95 J	84
NITROBENZENE	80 UJ	64 UJ	56 U
N-NITROSO-DI-N-PROPYLAMINE	80 UJ	64 UJ	56 U
N-NITROSODIPHENYLAMINE	80 UJ	64 UJ	56 U
PENTACHLOROPHENOL	390 UJ	320 UJ	280 U
PHENANTHRENE	210 J	260 J	210
PHENOL	80 UJ	64 UJ	56 U
PYRENE	610 J	840 J	590
VOLATILES (ug/kg)			
1,1,1-TRICHLOROETHANE	24 UJ	19 UJ	17 U
1,1,2,2-TETRACHLOROETHANE	24 UJ	19 UJ	17 U
1,1,2-TRICHLOROETHANE	24 UJ	19 UJ	17 U

ANALYTICAL RESULTS FOR
SEDIMENT FROG MORTAR CREEK PHASE II
SURFACE WATER AND SHALLOW SEDIMENT INVESTIGATION
MARTIN STATE AIRPORT
LOCKHEED MARTIN
MIDDLE RIVER, MARYLAND

SAMPLE ID:	FMC-24	FMC-25	FMC-26
LABORATORY ID:	C7K020180001	C7K020180023	C7K020180024
LOCATION:	FMC-24	FMC-25	FMC-26
SAMPLE DATE:	10/30/2007	10/31/2007	10/31/2007
1,1,2-TRICHLOROTRIFLUOROETHANE	24 UJ	19 UJ	17 U
1,1-DICHLOROETHANE	24 UJ	19 UJ	17 U
1,1-DICHLOROETHENE	24 UJ	19 UJ	17 U
1,2,4-TRICHLOROBENZENE	24 UJ	19 UJ	17 U
1,2-DIBROMO-3-CHLOROPROPANE	24 UJ	19 UJ	17 U
1,2-DIBROMOETHANE	24 UJ	19 UJ	17 U
1,2-DICHLOROBENZENE	24 UJ	19 UJ	17 U
1,2-DICHLOROETHANE	24 UJ	19 UJ	17 U
1,2-DICHLOROPROPANE	24 UJ	19 UJ	17 U
1,3-DICHLOROBENZENE	24 UJ	19 UJ	17 U
1,4-DICHLOROBENZENE	24 UJ	19 UJ	17 U
2-BUTANONE	24 UJ	19 UJ	17 U
2-HEXANONE	24 UJ	19 UJ	17 U
4-METHYL-2-PENTANONE	24 UJ	19 UJ	17 U
ACETONE	95 UJ	40 B	29 B
BENZENE	24 UJ	19 UJ	17 U
BROMODICHLOROMETHANE	24 UJ	19 UJ	17 U
BROMOFORM	24 UJ	19 UJ	17 U
BROMOMETHANE	24 UJ	19 UJ	17 U
CARBON DISULFIDE	24 UJ	19 UJ	17 U
CARBON TETRACHLORIDE	24 UJ	19 UJ	17 U

ANALYTICAL RESULTS FOR
SEDIMENT FROG MORTAR CREEK PHASE II
SURFACE WATER AND SHALLOW SEDIMENT INVESTIGATION
MARTIN STATE AIRPORT
LOCKHEED MARTIN
MIDDLE RIVER, MARYLAND

SAMPLE ID:	FMC-24	FMC-25	FMC-26
LABORATORY ID:	C7K020180001	C7K020180023	C7K020180024
LOCATION:	FMC-24	FMC-25	FMC-26
SAMPLE DATE:	10/30/2007	10/31/2007	10/31/2007
CHLOROBENZENE	24 UJ	19 UJ	17 U
CHLORODIBROMOMETHANE	24 UJ	19 UJ	17 U
CHLOROETHANE	24 UJ	19 UJ	17 U
CHLOROFORM	24 UJ	19 UJ	17 U
CHLOROMETHANE	24 UJ	19 UJ	17 U
CIS-1,2-DICHLOROETHENE	24 UJ	19 UJ	17 U
CIS-1,3-DICHLOROPROPENE	24 UJ	19 UJ	17 U
CYCLOHEXANE	24 UJ	19 UJ	17 U
DICHLORODIFLUOROMETHANE	24 UJ	19 UJ	17 U
ETHYLBENZENE	24 UJ	19 UJ	17 U
ISOPROPYLBENZENE	24 UJ	19 UJ	17 U
METHYL ACETATE	24 UJ	19 UJ	17 U
METHYL CYCLOHEXANE	24 UJ	19 UJ	17 U
METHYL TERT-BUTYL ETHER	24 UJ	19 UJ	17 U
METHYLENE CHLORIDE	24 UJ	13 J	9.1 J
STYRENE	24 UJ	19 UJ	17 U
TETRACHLOROETHENE	24 UJ	19 UJ	17 U
TOLUENE	24 UJ	19 UJ	17 U
TOTAL XYLENES	71 UJ	58 UJ	50 U
TRANS-1,2-DICHLOROETHENE	24 UJ	19 UJ	17 U
TRANS-1,3-DICHLOROPROPENE	24 UJ	19 UJ	17 U

ANALYTICAL RESULTS FOR
SEDIMENT FROG MORTAR CREEK PHASE II
SURFACE WATER AND SHALLOW SEDIMENT INVESTIGATION
MARTIN STATE AIRPORT
LOCKHEED MARTIN
MIDDLE RIVER, MARYLAND
28 of 28

SAMPLE ID:	**FMC-24**	**FMC-25**	**FMC-26**
LABORATORY ID:	**C7K020180001**	**C7K020180023**	**C7K020180024**
LOCATION:	**FMC-24**	**FMC-25**	**FMC-26**
SAMPLE DATE:	**10/30/2007**	**10/31/2007**	**10/31/2007**
TRICHLOROETHENE	24 UJ	19 UJ	17 U
TRICHLOROFLUOROMETHANE	24 UJ	19 UJ	17 U
VINYL CHLORIDE	24 UJ	19 UJ	17 U
MISCELLANEOUS (%)			
PERCENT SOLIDS	21	26.1	29.8
MISCELLANEOUS (MG/KG)			
HEXAVALENT CHROMIUM	1.9 UJ	1.5 UJ	1.4 U
MISCELLANEOUS (UG/KG)			
PERCHLORATE	190 UJ	153 UJ	134 U
PESTICIDES/PCBs (ug/kg)			
AROCLOR-1016	40 UJ	32 UJ	28 U
AROCLOR-1221	40 UJ	32 UJ	28 U
AROCLOR-1232	40 UJ	32 UJ	28 U
AROCLOR-1242	40 UJ	32 UJ	28 U
AROCLOR-1248	40 UJ	32 UJ	28 U
AROCLOR-1254	180 J	130 J	90
AROCLOR-1260	93 J	43 J	45

ANALYTICAL RESULTS FOR SURFACE WATER
FROG MORTAR CREEK PHASE II SURFACE WATER AND SHALLOW SEDIMENT INVESTIGATION
MARTIN STATE AIRPORT
LOCKHEED MARTIN
MIDDLE RIVER, MARYLAND

SAMPLE ID:	FMC 3	FMC 4	FMC 5	FMC 6	FMC 7	FMC 8	FMC 9
LABORATORY ID:	C7K020216011	8004-13	C7K020216012	8004-15	C7K020216013	8004-17	C7K020216002
LOCATION:	FMC-03	FMC-04	FMC-05	FMC-06	FMC-07	FMC-08	FMC-09
SAMPLE DATE:	10/31/2007	10/31/2007	10/31/2007	10/31/2007	10/31/2007	10/31/2007	10/30/2007
FILTERED METALS (ug/l)							
ANTIMONY	0.19 B		0.22 B		0.23 B		0.37 B
ARSENIC	2.4		2.9		3.2		3.7
BERYLLIUM	0.068 U		0.068 U		0.068 U		0.068 U
CADMIUM	0.11 U		0.11 U		0.11 U		0.11 U
CHROMIUM	3.2		3.1		3.1		2.6
COPPER	3.4		4.1		3.6		2.9
LEAD	0.02 UL		0.076 B		0.02 UL		0.02 UL
MERCURY	0.055 U		0.055 U		0.055 U		0.055 U
NICKEL	2.1		2.2		1.9 K		2.2
SELENIUM	11.1		11.5		12.3		12.7
SILVER	0.077 U		0.077 U		0.077 U		0.077 U
THALLIUM	0.018 U		0.018 U		0.018 U		0.12 B
ZINC	5.5		7.9		8.2		7.5
PESTICIDES/PCBs (ug/l)							
AROCLOR-1016	0.38 U		0.38 U		0.38 U		0.4 U
AROCLOR-1221	0.38 U		0.38 U		0.38 U		0.4 U
AROCLOR-1232	0.38 U		0.38 U		0.38 U		0.4 U
AROCLOR-1242	0.38 U		0.38 U		0.38 U		0.4 U
AROCLOR-1248	0.38 U		0.38 U		0.38 U		0.4 U
AROCLOR-1254	0.38 U		0.38 U		0.38 U		0.4 U

ANALYTICAL RESULTS FOR SURFACE WATER
FROG MORTAR CREEK PHASE II SURFACE WATER AND SHALLOW SEDIMENT INVESTIGATION
MARTIN STATE AIRPORT
LOCKHEED MARTIN
MIDDLE RIVER, MARYLAND

SAMPLE ID:	FMC 3	FMC 4	FMC 5	FMC 6	FMC 7	FMC 8	FMC 9
LABORATORY ID:	C7K020216011	8004-13	C7K020216012	8004-15	C7K020216013	8004-17	C7K020216002
LOCATION:	FMC-03	FMC-04	FMC-05	FMC-06	FMC-07	FMC-08	FMC-09
SAMPLE DATE:	10/31/2007	10/31/2007	10/31/2007	10/31/2007	10/31/2007	10/31/2007	10/30/2007
AROCLOR-1260	0.38 U		0.38 U		0.38 U		0.4 U
SEMIVOLATILES (ug/l)							
1,1-BIPHENYL	0.98 U		0.96 U		0.97 U		1 U
2,2'-OXYBIS(1-CHLOROPROPANE)	0.2 U		0.19 U		0.19 U		0.2 U
2,4,5-TRICHLOROPHENOL	0.98 U		0.96 U		0.97 U		1 U
2,4,6-TRICHLOROPHENOL	0.98 U		0.96 U		0.97 U		1 U
2,4-DICHLOROPHENOL	0.2 U		0.19 U		0.19 U		0.2 U
2,4-DIMETHYLPHENOL	0.98 U		0.96 U		0.97 U		1 U
2,4-DINITROPHENOL	4.9 U		4.8 U		4.8 U		5.1 U
2,4-DINITROTOLUENE	0.98 U		0.96 U		0.97 U		1 U
2,6-DINITROTOLUENE	0.98 U		0.96 U		0.97 U		1 U
2-CHLORONAPHTHALENE	0.2 U		0.19 U		0.19 U		0.2 U
2-CHLOROPHENOL	0.98 U		0.96 U		0.97 U		1 U
2-METHYLNAPHTHALENE	0.2 U		0.19 U		0.19 U		0.2 U
2-METHYLPHENOL	0.98 U		0.96 U		0.97 U		1 U
2-NITROANILINE	4.9 U		4.8 U		4.8 U		5.1 U
2-NITROPHENOL	0.98 U		0.96 U		0.97 U		1 U
3,3'-DICHLOROBENZIDINE	0.98 U		0.96 U		0.97 U		1 U
3-NITROANILINE	4.9 U		4.8 U		4.8 U		5.1 U
4,6-DINITRO-2-METHYLPHENOL	4.9 U		4.8 U		4.8 U		5.1 U
4-BROMOPHENYL PHENYL ETHER	0.98 U		0.96 U		0.97 U		1 U

ANALYTICAL RESULTS FOR SURFACE WATER
FROG MORTAR CREEK PHASE II SURFACE WATER AND SHALLOW SEDIMENT INVESTIGATION
MARTIN STATE AIRPORT
LOCKHEED MARTIN
MIDDLE RIVER, MARYLAND

SAMPLE ID:	FMC 3	FMC 4	FMC 5	FMC 6	FMC 7	FMC 8	FMC 9
LABORATORY ID:	C7K020216011	8004-13	C7K020216012	8004-15	C7K020216013	8004-17	C7K020216002
LOCATION:	FMC-03	FMC-04	FMC-05	FMC-06	FMC-07	FMC-08	FMC-09
SAMPLE DATE:	10/31/2007	10/31/2007	10/31/2007	10/31/2007	10/31/2007	10/31/2007	10/30/2007
4-CHLORO-3-METHYLPHENOL	0.98 U		0.96 U		0.97 U		1 U
4-CHLOROANILINE	0.98 U		0.96 U		0.97 U		1 U
4-CHLOROPHENYL PHENYL ETHER	0.98 U		0.96 U		0.97 U		1 U
4-METHYLPHENOL	0.98 U		0.96 U		0.97 U		1 U
4-NITROANILINE	4.9 U		4.8 U		4.8 U		5.1 U
4-NITROPHENOL	4.9 U		4.8 U		4.8 U		5.1 U
ACENAPHTHENE	0.2 U		0.19 U		0.19 U		0.2 U
ACENAPHTHYLENE	0.2 U		0.19 U		0.19 U		0.2 U
ACETOPHENONE	0.98 U		0.96 U		0.97 U		1 U
ANTHRACENE	0.2 U		0.19 U		0.19 U		0.2 U
ATRAZINE	0.98 U		0.96 U		0.97 U		1 U
BENZALDEHYDE	0.98 U		0.96 U		0.97 U		1 U
BENZO(A)ANTHRACENE	0.2 U		0.19 U		0.19 U		0.2 U
BENZO(A)PYRENE	0.2 U		0.19 U		0.19 U		0.2 U
BENZO(B)FLUORANTHENE	0.2 U		0.19 U		0.19 U		0.2 U
BENZO(G,H,I)PERYLENE	0.2 U		0.19 U		0.19 U		0.2 U
BENZO(K)FLUORANTHENE	0.2 U		0.19 U		0.19 U		0.2 U
BIS(2-CHLOROETHOXY)METHANE	0.98 U		0.96 U		0.97 U		1 U
BIS(2-CHLOROETHYL)ETHER	0.2 U		0.19 U		0.19 U		0.2 U
BIS(2-ETHYLHEXYL)PHTHALATE	0.23 J		0.96 U		0.97 U		0.14 J
BUTYL BENZYL PHTHALATE	0.98 U		0.96 U		0.97 U		0.2 J

ANALYTICAL RESULTS FOR SURFACE WATER
FROG MORTAR CREEK PHASE II SURFACE WATER AND SHALLOW SEDIMENT INVESTIGATION
MARTIN STATE AIRPORT
LOCKHEED MARTIN
MIDDLE RIVER, MARYLAND

SAMPLE ID:	FMC 3	FMC 4	FMC 5	FMC 6	FMC 7	FMC 8	FMC 9
LABORATORY ID:	C7K020216011	8004-13	C7K020216012	8004-15	C7K020216013	8004-17	C7K020216002
LOCATION:	FMC-03	FMC-04	FMC-05	FMC-06	FMC-07	FMC-08	FMC-09
SAMPLE DATE:	10/31/2007	10/31/2007	10/31/2007	10/31/2007	10/31/2007	10/31/2007	10/30/2007
CAPROLACTAM	0.98 U		0.96 U		0.97 U		1 U
CARBAZOLE	0.2 U		0.19 U		0.19 U		0.2 U
CHRYSENE	0.2 U		0.19 U		0.19 U		0.2 U
DIBENZO(A,H)ANTHRACENE	0.2 U		0.19 U		0.19 U		0.2 U
DIBENZOFURAN	0.98 U		0.96 U		0.97 U		1 U
DIETHYL PHTHALATE	0.98 U		0.96 U		0.97 U		1 U
DIMETHYL PHTHALATE	0.98 U		0.96 U		0.97 U		1 U
DI-N-BUTYL PHTHALATE	0.98 U		0.96 U		0.97 U		1 U
DI-N-OCTYL PHTHALATE	0.98 U		0.96 U		0.97 U		1 U
FLUORANTHENE	0.2 U		0.19 U		0.19 U		0.2 U
FLUORENE	0.2 U		0.19 U		0.19 U		0.2 U
HEXACHLOROBENZENE	0.2 U		0.19 U		0.19 U		0.2 U
HEXACHLOROBUTADIENE	0.2 U		0.19 U		0.19 U		0.2 U
HEXACHLOROCYCLOPENTADIENE	0.98 U		0.96 U		0.97 U		1 U
HEXACHLOROETHANE	0.98 U		0.96 U		0.97 U		1 U
INDENO(1,2,3-CD)PYRENE	0.2 U		0.19 U		0.19 U		0.2 U
ISOPHORONE	0.98 U		0.96 U		0.97 U		1 U
NAPHTHALENE	0.2 U		0.19 U		0.19 U		0.2 U
NITROBENZENE	0.2 U		0.19 U		0.19 U		0.2 U
N-NITROSO-DI-N-PROPYLAMINE	0.2 U		0.19 U		0.19 U		0.2 U
N-NITROSODIPHENYLAMINE	0.2 U		0.19 U		0.19 U		0.2 U

ANALYTICAL RESULTS FOR SURFACE WATER
FROG MORTAR CREEK PHASE II SURFACE WATER AND SHALLOW SEDIMENT INVESTIGATION
MARTIN STATE AIRPORT
LOCKHEED MARTIN
MIDDLE RIVER, MARYLAND

SAMPLE ID:	FMC 3	FMC 4	FMC 5	FMC 6	FMC 7	FMC 8	FMC 9
LABORATORY ID:	C7K020216011	8004-13	C7K020216012	8004-15	C7K020216013	8004-17	C7K020216002
LOCATION:	FMC-03	FMC-04	FMC-05	FMC-06	FMC-07	FMC-08	FMC-09
SAMPLE DATE:	10/31/2007	10/31/2007	10/31/2007	10/31/2007	10/31/2007	10/31/2007	10/30/2007
PENTACHLOROPHENOL	0.98 U		0.96 U		0.97 U		1 U
PHENANTHRENE	0.069 J		0.088 J		0.19 U		0.2 U
PHENOL	0.2 U		0.19 U		0.19 U		0.2 U
PYRENE	0.2 U		0.19 U		0.19 U		0.2 U
TOTAL METALS (ug/l)							
ANTIMONY	0.26 B		0.26 B		0.24 B		0.26 B
ARSENIC	3.4		3.7		3.4		2.1
BERYLLIUM	0.068 U		0.068 U		0.068 U		0.068 U
CADMIUM	0.11 U		0.13		0.11 U		0.12
CHROMIUM	3.4		3.4		3.5		2.9
COPPER	5.9		6.3		6.2		6.1
LEAD	1.2 L		1.1 L		1.1 L		1.7 L
MERCURY	0.055 UL		0.056 B		0.055 UL		0.055 UL
NICKEL	2.4		2.3		2.4		2.4
SELENIUM	9.1		10.3		10.2		7.5
SILVER	0.077 U		0.077 U		0.077 U		0.077 U
THALLIUM	0.018 U		0.018 U		0.018 U		0.022 B
ZINC	9.1		13.3		12.2		12.3
VOLATILES (ug/l)							
1,1,1-TRICHLOROETHANE	1 U		1 U		1 U		1 U
1,1,2,2-TETRACHLOROETHANE	1 U		1 U		1 U		1 U

ANALYTICAL RESULTS FOR SURFACE WATER
FROG MORTAR CREEK PHASE II SURFACE WATER AND SHALLOW SEDIMENT INVESTIGATION
MARTIN STATE AIRPORT
LOCKHEED MARTIN
MIDDLE RIVER, MARYLAND

SAMPLE ID:	FMC 3	FMC 4	FMC 5	FMC 6	FMC 7	FMC 8	FMC 9
LABORATORY ID:	C7K020216011	8004-13	C7K020216012	8004-15	C7K020216013	8004-17	C7K020216002
LOCATION:	FMC-03	FMC-04	FMC-05	FMC-06	FMC-07	FMC-08	FMC-09
SAMPLE DATE:	10/31/2007	10/31/2007	10/31/2007	10/31/2007	10/31/2007	10/31/2007	10/30/2007
1,1,2-TRICHLOROETHANE	1 U		1 U		1 U		1 U
1,1,2-TRICHLOROTRIFLUOROETHANE	1 U		1 U		1 U		1 U
1,1-DICHLOROETHANE	1 U		1 U		1 U		1 U
1,1-DICHLOROETHENE	1 U		1 U		1 U		1 U
1,2,4-TRICHLOROBENZENE	1 U		1 U		1 U		1 U
1,2-DIBROMO-3-CHLOROPROPANE	1 U		1 U		1 U		1 U
1,2-DIBROMOETHANE	1 U		1 U		1 U		1 U
1,2-DICHLOROBENZENE	1 U		1 U		1 U		1 U
1,2-DICHLOROETHANE	1 U		1 U		1 U		1 U
1,2-DICHLOROPROPANE	1 U		1 U		1 U		1 U
1,3-DICHLOROBENZENE	1 U		1 U		1 U		1 U
1,4-DICHLOROBENZENE	1 U		1 U		1 U		1 U
2-BUTANONE	5 U		5 U		5 U		5 U
2-HEXANONE	5 U		5 U		5 U		5 U
4-METHYL-2-PENTANONE	5 U		5 U		5 U		5 U
ACETONE	5.4 B		2.8 B		4.6 B		2.5 B
BENZENE	1 U		1 U		1 U		1 U
BROMODICHLOROMETHANE	1 U		1 U		1 U		1 U
BROMOFORM	1 U		1 U		1 U		1 U
BROMOMETHANE	1 U		1 U		1 U		1 U
CARBON DISULFIDE	1 U		1 U		1 U		1 U

ANALYTICAL RESULTS FOR SURFACE WATER
FROG MORTAR CREEK PHASE II SURFACE WATER AND SHALLOW SEDIMENT INVESTIGATION
MARTIN STATE AIRPORT
LOCKHEED MARTIN
MIDDLE RIVER, MARYLAND

SAMPLE ID:	FMC 3	FMC 4	FMC 5	FMC 6	FMC 7	FMC 8	FMC 9
LABORATORY ID:	C7K020216011	8004-13	C7K020216012	8004-15	C7K020216013	8004-17	C7K020216002
LOCATION:	FMC-03	FMC-04	FMC-05	FMC-06	FMC-07	FMC-08	FMC-09
SAMPLE DATE:	10/31/2007	10/31/2007	10/31/2007	10/31/2007	10/31/2007	10/31/2007	10/30/2007
CARBON TETRACHLORIDE	1 U		1 U		1 U		1 U
CHLOROBENZENE	1 U		1 U		1 U		1 U
CHLORODIBROMOMETHANE	1 U		1 U		1 U		1 U
CHLOROETHANE	1 U		1 U		1 U		1 U
CHLOROFORM	1 U		1 U		1 U		1 U
CHLOROMETHANE	0.26 B		1 U		0.19 B		1 U
CIS-1,2-DICHLOROETHENE	0.25 J		0.18 J		0.18 J		0.22 J
CIS-1,3-DICHLOROPROPENE	1 U		1 U		1 U		1 U
CYCLOHEXANE	1 U		1 U		1 U		1 U
DICHLORODIFLUOROMETHANE	1 U		1 U		1 U		1 U
ETHYLBENZENE	1 U		1 U		1 U		1 U
ISOPROPYLBENZENE	1 U		1 U		1 U		1 U
METHYL ACETATE	1 U		1 U		1 U		1 U
METHYL CYCLOHEXANE	1 U		1 U		1 U		1 U
METHYL TERT-BUTYL ETHER	1 U		1 U		1 U		1 U
METHYLENE CHLORIDE	1 U		1 U		1 U		1 U
STYRENE	1 U		1 U		1 U		1 U
TETRACHLOROETHENE	1 U		1 U		1 U		1 U
TOLUENE	1 U		1 U		1 U		1 U
TOTAL XYLENES	3 U		3 U		3 U		3 U
TRANS-1,2-DICHLOROETHENE	1 U		1 U		1 U		1 U

ANALYTICAL RESULTS FOR SURFACE WATER
FROG MORTAR CREEK PHASE II SURFACE WATER AND SHALLOW SEDIMENT INVESTIGATION
MARTIN STATE AIRPORT
LOCKHEED MARTIN
MIDDLE RIVER, MARYLAND

SAMPLE ID:	FMC 3	FMC 4	FMC 5	FMC 6	FMC 7	FMC 8	FMC 9
LABORATORY ID:	C7K020216011	8004-13	C7K020216012	8004-15	C7K020216013	8004-17	C7K020216002
LOCATION:	FMC-03	FMC-04	FMC-05	FMC-06	FMC-07	FMC-08	FMC-09
SAMPLE DATE:	10/31/2007	10/31/2007	10/31/2007	10/31/2007	10/31/2007	10/31/2007	10/30/2007
TRANS-1,3-DICHLOROPROPENE	1 U		1 U		1 U		1 U
TRICHLOROETHENE	0.53 J		0.5 J		0.53 J		0.32 J
TRICHLOROFLUOROMETHANE	1 U		1 U		1 U		1 U
VINYL CHLORIDE	1 U		1 U		1 U		0.13 J

ANALYTICAL RESULTS FOR SURFACE WATER
FROG MORTAR CREEK PHASE II SURFACE WATER AND SHALLOW SEDIMENT INVESTIGATION
MARTIN STATE AIRPORT
LOCKHEED MARTIN
MIDDLE RIVER, MARYLAND

SAMPLE ID:	FMC 10	FMC 11	FMC 12	FMC 13	FMC 14	FMC 15	FMC 16
LABORATORY ID:	C7K020216003	C7K020216004	C7K020216005	C7K020216006	8004-24	8004-3	C7K020216007
LOCATION:	FMC-10	FMC-11	FMC-12	FMC-13	FMC-14	FMC-15	FMC-16
SAMPLE DATE:	10/30/2007	10/30/2007	10/30/2007	10/30/2007	10/30/2007	10/31/2007	10/31/2007
FILTERED METALS (ug/l)							
ANTIMONY	0.31 B	0.25 B	0.3 B	0.25 B			0.28 B
ARSENIC	1.8 K	3.4	3.7	4.2			4.4
BERYLLIUM	0.068 U	0.068 U	0.068 U	0.068 U			0.068 U
CADMIUM	0.13	0.11 U	0.12	0.11 U			0.11 U
CHROMIUM	3.4	3.2	3.2	2.9			2.6
COPPER	3.4	3.4	3.1	3			3.1
LEAD	0.02 UL	0.02 UL	0.022 B	0.067 B			0.02 UL
MERCURY	0.055 U	0.055 U	0.055 U	0.055 U			0.055 U
NICKEL	2.4	2.1	2.2	1.9 K			2.2
SELENIUM	9.1	10.8	12.3	13.9			14.3
SILVER	0.077 U	0.077 U	0.077 U	0.077 U			0.077 U
THALLIUM	0.093 B	0.04 B	0.038 B	0.021 B			0.018 U
ZINC	7.2	7.1	7.1	7.6			6.9
PESTICIDES/PCBs (ug/l)							
AROCLOR-1016	0.42 U	0.4 U	0.39 U	0.38 U			0.41 U
AROCLOR-1221	0.42 U	0.4 U	0.39 U	0.38 U			0.41 U
AROCLOR-1232	0.42 U	0.4 U	0.39 U	0.38 U			0.41 U
AROCLOR-1242	0.42 U	0.4 U	0.39 U	0.38 U			0.41 U
AROCLOR-1248	0.42 U	0.4 U	0.39 U	0.38 U			0.41 U
AROCLOR-1254	0.42 U	0.4 U	0.39 U	0.38 U			0.41 U

ANALYTICAL RESULTS FOR SURFACE WATER
FROG MORTAR CREEK PHASE II SURFACE WATER AND SHALLOW SEDIMENT INVESTIGATION
MARTIN STATE AIRPORT
LOCKHEED MARTIN
MIDDLE RIVER, MARYLAND

SAMPLE ID:	FMC 10	FMC 11	FMC 12	FMC 13	FMC 14	FMC 15	FMC 16
LABORATORY ID:	C7K020216003	C7K020216004	C7K020216005	C7K020216006	8004-24	8004-3	C7K020216007
LOCATION:	FMC-10	FMC-11	FMC-12	FMC-13	FMC-14	FMC-15	FMC-16
SAMPLE DATE:	10/30/2007	10/30/2007	10/30/2007	10/30/2007	10/30/2007	10/31/2007	10/31/2007
AROCLOR-1260	0.42 U	0.4 U	0.39 U	0.38 U			0.41 U
SEMIVOLATILES (ug/l)							
1,1-BIPHENYL	1.1 U	1.1 U	1 U	1.1 U			1.1 U
2,2'-OXYBIS(1-CHLOROPROPANE)	0.21 U	0.22 U	0.21 U	0.22 U			0.22 U
2,4,5-TRICHLOROPHENOL	1.1 U	1.1 U	1 U	1.1 U			1.1 U
2,4,6-TRICHLOROPHENOL	1.1 U	1.1 U	1 U	1.1 U			1.1 U
2,4-DICHLOROPHENOL	0.21 U	0.22 U	0.21 U	0.22 U			0.22 U
2,4-DIMETHYLPHENOL	1.1 U	1.1 U	1 U	1.1 U			1.1 U
2,4-DINITROPHENOL	5.3 U	5.5 U	5.2 U	5.4 U			5.4 U
2,4-DINITROTOLUENE	1.1 U	1.1 U	1 U	1.1 U			1.1 U
2,6-DINITROTOLUENE	1.1 U	1.1 U	1 U	1.1 U			1.1 U
2-CHLORONAPHTHALENE	0.21 U	0.22 U	0.21 U	0.22 U			0.22 U
2-CHLOROPHENOL	1.1 U	1.1 U	1 U	1.1 U			1.1 U
2-METHYLNAPHTHALENE	0.21 U	0.22 U	0.21 U	0.22 U			0.22 U
2-METHYLPHENOL	1.1 U	1.1 U	1 U	1.1 U			1.1 U
2-NITROANILINE	5.3 U	5.5 U	5.2 U	5.4 U			5.4 U
2-NITROPHENOL	1.1 U	1.1 U	1 U	1.1 U			1.1 U
3,3'-DICHLOROBENZIDINE	1.1 U	1.1 U	1 U	1.1 U			1.1 U
3-NITROANILINE	5.3 U	5.5 U	5.2 U	5.4 U			5.4 U
4,6-DINITRO-2-METHYLPHENOL	5.3 U	5.5 U	5.2 U	5.4 U			5.4 U
4-BROMOPHENYL PHENYL ETHER	1.1 U	1.1 U	1 U	1.1 U			1.1 U

ANALYTICAL RESULTS FOR SURFACE WATER
FROG MORTAR CREEK PHASE II SURFACE WATER AND SHALLOW SEDIMENT INVESTIGATION
MARTIN STATE AIRPORT
LOCKHEED MARTIN
MIDDLE RIVER, MARYLAND

SAMPLE ID:	FMC 10	FMC 11	FMC 12	FMC 13	FMC 14	FMC 15	FMC 16
LABORATORY ID:	C7K020216003	C7K020216004	C7K020216005	C7K020216006	8004-24	8004-3	C7K020216007
LOCATION:	FMC-10	FMC-11	FMC-12	FMC-13	FMC-14	FMC-15	FMC-16
SAMPLE DATE:	10/30/2007	10/30/2007	10/30/2007	10/30/2007	10/30/2007	10/31/2007	10/31/2007
4-CHLORO-3-METHYLPHENOL	1.1 U	1.1 U	1 U	1.1 U			1.1 U
4-CHLOROANILINE	1.1 U	1.1 U	1 U	1.1 U			1.1 U
4-CHLOROPHENYL PHENYL ETHER	1.1 U	1.1 U	1 U	1.1 U			1.1 U
4-METHYLPHENOL	1.1 U	1.1 U	1 U	1.1 U			1.1 U
4-NITROANILINE	5.3 U	5.5 U	5.2 U	5.4 U			5.4 U
4-NITROPHENOL	5.3 U	5.5 U	5.2 U	5.4 U			5.4 U
ACENAPHTHENE	0.21 U	0.22 U	0.21 U	0.22 U			0.22 U
ACENAPHTHYLENE	0.21 U	0.22 U	0.21 U	0.22 U			0.22 U
ACETOPHENONE	1.1 U	1.1 U	1 U	1.1 U			1.1 U
ANTHRACENE	0.21 U	0.22 U	0.21 U	0.22 U			0.22 U
ATRAZINE	1.1 U	1.1 U	1 U	1.1 U			1.1 U
BENZALDEHYDE	1.1 U	1.1 U	1 U	1.1 U			1.1 U
BENZO(A)ANTHRACENE	0.21 U	0.22 U	0.21 U	0.22 U			0.22 U
BENZO(A)PYRENE	0.21 U	0.22 U	0.21 U	0.22 U			0.22 U
BENZO(B)FLUORANTHENE	0.21 U	0.22 U	0.21 U	0.22 U			0.22 U
BENZO(G,H,I)PERYLENE	0.21 U	0.22 U	0.21 U	0.22 U			0.22 U
BENZO(K)FLUORANTHENE	0.21 U	0.22 U	0.21 U	0.22 U			0.22 U
BIS(2-CHLOROETHOXY)METHANE	1.1 U	1.1 U	1 U	1.1 U			1.1 U
BIS(2-CHLOROETHYL)ETHER	0.21 U	0.22 U	0.21 U	0.22 U			0.22 U
BIS(2-ETHYLHEXYL)PHTHALATE	0.13 J	1.1 U	1 U	1.1 U			0.16 J
BUTYL BENZYL PHTHALATE	1.1 U	1.1 U	1 U	0.17 J			1.1 U

ANALYTICAL RESULTS FOR SURFACE WATER
FROG MORTAR CREEK PHASE II SURFACE WATER AND SHALLOW SEDIMENT INVESTIGATION
MARTIN STATE AIRPORT
LOCKHEED MARTIN
MIDDLE RIVER, MARYLAND

SAMPLE ID:	FMC 10	FMC 11	FMC 12	FMC 13	FMC 14	FMC 15	FMC 16
LABORATORY ID:	C7K020216003	C7K020216004	C7K020216005	C7K020216006	8004-24	8004-3	C7K020216007
LOCATION:	FMC-10	FMC-11	FMC-12	FMC-13	FMC-14	FMC-15	FMC-16
SAMPLE DATE:	10/30/2007	10/30/2007	10/30/2007	10/30/2007	10/30/2007	10/31/2007	10/31/2007
CAPROLACTAM	1.1 U	1.1 U	1 U	1.1 U			1.1 U
CARBAZOLE	0.097 J	0.22 U	0.11 J	0.19 J			0.22 U
CHRYSENE	0.21 U	0.22 U	0.21 U	0.22 U			0.22 U
DIBENZO(A,H)ANTHRACENE	0.21 U	0.22 U	0.21 U	0.22 U			0.22 U
DIBENZOFURAN	0.074 J	1.1 U	0.16 J	1.1 U			1.1 U
DIETHYL PHTHALATE	1.1 U	1.1 U	1 U	1.1 U			1.1 U
DIMETHYL PHTHALATE	1.1 U	1.1 U	1 U	1.1 U			1.1 U
DI-N-BUTYL PHTHALATE	1.1 U	1.1 U	1 U	1.1 U			1.1 U
DI-N-OCTYL PHTHALATE	1.1 U	1.1 U	1 U	1.1 U			1.1 U
FLUORANTHENE	0.21 U	0.22 U	0.077 J	0.08 J			0.22 U
FLUORENE	0.21 U	0.22 U	0.078 J	0.22 U			0.22 U
HEXACHLOROBENZENE	0.21 U	0.22 U	0.21 U	0.22 U			0.22 U
HEXACHLOROBUTADIENE	0.21 U	0.22 U	0.21 U	0.22 U			0.22 U
HEXACHLOROCYCLOPENTADIENE	1.1 U	1.1 U	1 U	1.1 U			1.1 U
HEXACHLOROETHANE	1.1 U	1.1 U	1 U	1.1 U			1.1 U
INDENO(1,2,3-CD)PYRENE	0.21 U	0.22 U	0.21 U	0.22 U			0.22 U
ISOPHORONE	1.1 U	1.1 U	1 U	1.1 U			1.1 U
NAPHTHALENE	0.21 U	0.22 U	0.21 U	0.22 U			0.22 U
NITROBENZENE	0.21 U	0.22 U	0.21 U	0.22 U			0.22 U
N-NITROSO-DI-N-PROPYLAMINE	0.21 U	0.22 U	0.21 U	0.22 U			0.22 U
N-NITROSODIPHENYLAMINE	0.21 U	0.22 U	0.21 U	0.22 U			0.22 U

ANALYTICAL RESULTS FOR SURFACE WATER
FROG MORTAR CREEK PHASE II SURFACE WATER AND SHALLOW SEDIMENT INVESTIGATION
MARTIN STATE AIRPORT
LOCKHEED MARTIN
MIDDLE RIVER, MARYLAND

SAMPLE ID:	FMC 10	FMC 11	FMC 12	FMC 13	FMC 14	FMC 15	FMC 16
LABORATORY ID:	C7K020216003	C7K020216004	C7K020216005	C7K020216006	8004-24	8004-3	C7K020216007
LOCATION:	FMC-10	FMC-11	FMC-12	FMC-13	FMC-14	FMC-15	FMC-16
SAMPLE DATE:	10/30/2007	10/30/2007	10/30/2007	10/30/2007	10/30/2007	10/31/2007	10/31/2007
PENTACHLOROPHENOL	1.1 U	1.1 U	1 U	1.1 U			1.1 U
PHENANTHRENE	0.32	0.26	0.48	0.42			0.22 U
PHENOL	0.21 U	0.22 U	0.21 U	0.22 U			0.22 U
PYRENE	0.21 U	0.22 U	0.21 U	0.064 J			0.22 U
TOTAL METALS (ug/l)							
ANTIMONY	0.26 B	0.27 B	0.24 B	0.22 B			0.24 B
ARSENIC	3.1	3.6	3.5	3.4			2.6
BERYLLIUM	0.068 U	0.068 U	0.068 U	0.068 U			0.068 U
CADMIUM	0.12	0.11 U	0.11 U	0.11 U			0.18
CHROMIUM	2.8	3	3.6	3.7			3.2
COPPER	5.4	5.4	6.3	6.4			4.9
LEAD	1.1 L	1 L	1.7 L	1.4 L			0.85 L
MERCURY	0.055 UL	0.058 B	0.057 B	0.055 UL			0.055 UL
NICKEL	2.5	2.4	2.7	2.5			2.4
SELENIUM	9.1	10.3	11.1	10.8			8.3
SILVER	0.077 U	0.077 U	0.077 U	0.077 U			0.077 U
THALLIUM	0.023 B	0.018 U	0.018 U	0.018 U			0.018 U
ZINC	11.1	15.8	12.7	10.7			9.7
VOLATILES (ug/l)							
1,1,1-TRICHLOROETHANE	1 U	1 U	1 U	1 U			1 U
1,1,2,2-TETRACHLOROETHANE	1 U	1 U	1 U	1 U			1 U

ANALYTICAL RESULTS FOR SURFACE WATER
FROG MORTAR CREEK PHASE II SURFACE WATER AND SHALLOW SEDIMENT INVESTIGATION
MARTIN STATE AIRPORT
LOCKHEED MARTIN
MIDDLE RIVER, MARYLAND

SAMPLE ID:	FMC 10	FMC 11	FMC 12	FMC 13	FMC 14	FMC 15	FMC 16
LABORATORY ID:	C7K020216003	C7K020216004	C7K020216005	C7K020216006	8004-24	8004-3	C7K020216007
LOCATION:	FMC-10	FMC-11	FMC-12	FMC-13	FMC-14	FMC-15	FMC-16
SAMPLE DATE:	10/30/2007	10/30/2007	10/30/2007	10/30/2007	10/30/2007	10/31/2007	10/31/2007
1,1,2-TRICHLOROETHANE	1 U	1 U	1 U	1 U			1 U
1,1,2-TRICHLOROTRIFLUOROETHANE	1 U	1 U	1 U	1 U			1 U
1,1-DICHLOROETHANE	1 U	1 U	1 U	1 U			1 U
1,1-DICHLOROETHENE	1 U	1 U	1 U	1 U			1 U
1,2,4-TRICHLOROBENZENE	1 U	1 U	1 U	1 U			1 U
1,2-DIBROMO-3-CHLOROPROPANE	1 U	1 U	1 U	1 U			1 U
1,2-DIBROMOETHANE	1 U	1 U	1 U	1 U			1 U
1,2-DICHLOROBENZENE	1 U	1 U	1 U	1 U			1 U
1,2-DICHLOROETHANE	1 U	1 U	1 U	1 U			1 U
1,2-DICHLOROPROPANE	1 U	1 U	1 U	1 U			1 U
1,3-DICHLOROBENZENE	1 U	1 U	1 U	1 U			1 U
1,4-DICHLOROBENZENE	1 U	1 U	1 U	1 U			1 U
2-BUTANONE	5 U	5 U	5 U	5 U			5 U
2-HEXANONE	5 U	5 U	5 U	5 U			5 U
4-METHYL-2-PENTANONE	5 U	5 U	5 U	5 U			5 U
ACETONE	5 U	3.2 B	5 U	5 U			3.1 B
BENZENE	1 U	1 U	1 U	1 U			1 U
BROMODICHLOROMETHANE	1 U	1 U	1 U	1 U			1 U
BROMOFORM	1 U	1 U	1 U	1 U			1 U
BROMOMETHANE	1 U	1 U	1 U	1 U			1 U
CARBON DISULFIDE	1 U	1 U	1 U	1 U			1 U

ANALYTICAL RESULTS FOR SURFACE WATER
FROG MORTAR CREEK PHASE II SURFACE WATER AND SHALLOW SEDIMENT INVESTIGATION
MARTIN STATE AIRPORT
LOCKHEED MARTIN
MIDDLE RIVER, MARYLAND

SAMPLE ID:	FMC 10	FMC 11	FMC 12	FMC 13	FMC 14	FMC 15	FMC 16
LABORATORY ID:	C7K020216003	C7K020216004	C7K020216005	C7K020216006	8004-24	8004-3	C7K020216007
LOCATION:	FMC-10	FMC-11	FMC-12	FMC-13	FMC-14	FMC-15	FMC-16
SAMPLE DATE:	10/30/2007	10/30/2007	10/30/2007	10/30/2007	10/30/2007	10/31/2007	10/31/2007
CARBON TETRACHLORIDE	1 U	1 U	1 U	1 U			1 U
CHLOROBENZENE	1 U	1 U	1 U	1 U			1 U
CHLORODIBROMOMETHANE	1 U	1 U	1 U	1 U			1 U
CHLOROETHANE	1 U	1 U	1 U	1 U			1 U
CHLOROFORM	1 U	1 U	1 U	1 U			1 U
CHLOROMETHANE	1 U	0.16 B	1 U	0.18 B			0.14 B
CIS-1,2-DICHLOROETHENE	0.19 J	0.26 J	0.52 J	0.5 J			1.1
CIS-1,3-DICHLOROPROPENE	1 U	1 U	1 U	1 U			1 U
CYCLOHEXANE	1 U	1 U	1 U	1 U			1 U
DICHLORODIFLUOROMETHANE	1 U	1 U	1 U	1 U			1 U
ETHYLBENZENE	1 U	1 U	1 U	1 U			1 U
ISOPROPYLBENZENE	1 U	1 U	1 U	1 U			1 U
METHYL ACETATE	1 U	1 U	1 U	1 U			1 U
METHYL CYCLOHEXANE	1 U	1 U	1 U	1 U			1 U
METHYL TERT-BUTYL ETHER	1 U	1 U	1 U	1 U			1 U
METHYLENE CHLORIDE	1 U	1 U	1 U	1 U			1 U
STYRENE	1 U	1 U	1 U	1 U			1 U
TETRACHLOROETHENE	1 U	1 U	1 U	1 U			1 U
TOLUENE	1 U	1 U	1 U	1 U			1 U
TOTAL XYLENES	3 U	3 U	3 U	3 U			3 U
TRANS-1,2-DICHLOROETHENE	1 U	1 U	1 U	1 U			1 U

ANALYTICAL RESULTS FOR SURFACE WATER
FROG MORTAR CREEK PHASE II SURFACE WATER AND SHALLOW SEDIMENT INVESTIGATION
MARTIN STATE AIRPORT
LOCKHEED MARTIN
MIDDLE RIVER, MARYLAND

SAMPLE ID:	FMC 10	FMC 11	FMC 12	FMC 13	FMC 14	FMC 15	FMC 16
LABORATORY ID:	C7K020216003	C7K020216004	C7K020216005	C7K020216006	8004-24	8004-3	C7K020216007
LOCATION:	FMC-10	FMC-11	FMC-12	FMC-13	FMC-14	FMC-15	FMC-16
SAMPLE DATE:	10/30/2007	10/30/2007	10/30/2007	10/30/2007	10/30/2007	10/31/2007	10/31/2007
TRANS-1,3-DICHLOROPROPENE	1 U	1 U	1 U	1 U			1 U
TRICHLOROETHENE	0.35 J	0.63 J	1.3	2.2			3.1
TRICHLOROFLUOROMETHANE	1 U	1 U	1 U	1 U			1 U
VINYL CHLORIDE	1 U	0.18 J	0.29 J	0.33 J			0.73 J

ANALYTICAL RESULTS FOR SURFACE WATER
FROG MORTAR CREEK PHASE II SURFACE WATER AND SHALLOW SEDIMENT INVESTIGATION
MARTIN STATE AIRPORT
LOCKHEED MARTIN
MIDDLE RIVER, MARYLAND

SAMPLE ID:	FMC 17	FMC 18	FMC 19	FMC 20	FMC 21	FMC 22	FMC 23
LABORATORY ID:	8004-5	C7K020216008	8004-7	C7K020216009	8004-9	C7K020216010	8004-11
LOCATION:	FMC-17	FMC-18	FMC-19	FMC-20	FMC-21	FMC-22	FMC-23
SAMPLE DATE:	10/31/2007	10/31/2007	10/31/2007	10/31/2007	10/31/2007	10/31/2007	10/31/2007
FILTERED METALS (ug/l)							
ANTIMONY		0.24 B		0.24 B		0.21 B	
ARSENIC		2.9		2.6		3.3	
BERYLLIUM		0.068 U		0.068 U		0.068 U	
CADMIUM		0.11 U		0.11 U		0.11 U	
CHROMIUM		3.1		3.4		3.2	
COPPER		3.4		3.4		3.8	
LEAD		0.02 UL		0.02 UL		0.02 UL	
MERCURY		0.055 U		0.055 U		0.055 U	
NICKEL		2.1		2.1		2.2	
SELENIUM		9.4		10.4		11.5	
SILVER		0.077 U		0.077 U		0.077 U	
THALLIUM		0.018 U		0.018 U		0.018 U	
ZINC		8		6.4		6.5	
PESTICIDES/PCBs (ug/l)							
AROCLOR-1016		0.41 U		0.39 U		0.38 U	
AROCLOR-1221		0.41 U		0.39 U		0.38 U	
AROCLOR-1232		0.41 U		0.39 U		0.38 U	
AROCLOR-1242		0.41 U		0.39 U		0.38 U	
AROCLOR-1248		0.41 U		0.39 U		0.38 U	
AROCLOR-1254		0.41 U		0.39 U		0.38 U	

ANALYTICAL RESULTS FOR SURFACE WATER
FROG MORTAR CREEK PHASE II SURFACE WATER AND SHALLOW SEDIMENT INVESTIGATION
MARTIN STATE AIRPORT
LOCKHEED MARTIN
MIDDLE RIVER, MARYLAND

SAMPLE ID:	FMC 17	FMC 18	FMC 19	FMC 20	FMC 21	FMC 22	FMC 23
LABORATORY ID:	8004-5	C7K020216008	8004-7	C7K020216009	8004-9	C7K020216010	8004-11
LOCATION:	FMC-17	FMC-18	FMC-19	FMC-20	FMC-21	FMC-22	FMC-23
SAMPLE DATE:	10/31/2007	10/31/2007	10/31/2007	10/31/2007	10/31/2007	10/31/2007	10/31/2007
AROCLOR-1260		0.41 U		0.39 U		0.38 U	
SEMIVOLATILES (ug/l)							
1,1-BIPHENYL		1.1 U		0.99 U		0.96 U	
2,2'-OXYBIS(1-CHLOROPROPANE)		0.22 U		0.2 U		0.19 U	
2,4,5-TRICHLOROPHENOL		1.1 U		0.99 U		0.96 U	
2,4,6-TRICHLOROPHENOL		1.1 U		0.99 U		0.96 U	
2,4-DICHLOROPHENOL		0.22 U		0.2 U		0.19 U	
2,4-DIMETHYLPHENOL		1.1 U		0.99 U		0.96 U	
2,4-DINITROPHENOL		5.5 U		5 U		4.8 U	
2,4-DINITROTOLUENE		1.1 U		0.99 U		0.96 U	
2,6-DINITROTOLUENE		1.1 U		0.99 U		0.96 U	
2-CHLORONAPHTHALENE		0.22 U		0.2 U		0.19 U	
2-CHLOROPHENOL		1.1 U		0.99 U		0.96 U	
2-METHYLNAPHTHALENE		0.22 U		0.2 U		0.19 U	
2-METHYLPHENOL		1.1 U		0.99 U		0.96 U	
2-NITROANILINE		5.5 U		5 U		4.8 U	
2-NITROPHENOL		1.1 U		0.99 U		0.96 U	
3,3'-DICHLOROBENZIDINE		1.1 U		0.99 U		0.96 U	
3-NITROANILINE		5.5 U		5 U		4.8 U	
4,6-DINITRO-2-METHYLPHENOL		5.5 U		5 U		4.8 U	
4-BROMOPHENYL PHENYL ETHER		1.1 U		0.99 U		0.96 U	

ANALYTICAL RESULTS FOR SURFACE WATER
FROG MORTAR CREEK PHASE II SURFACE WATER AND SHALLOW SEDIMENT INVESTIGATION
MARTIN STATE AIRPORT
LOCKHEED MARTIN
MIDDLE RIVER, MARYLAND

SAMPLE ID:	FMC 17	FMC 18	FMC 19	FMC 20	FMC 21	FMC 22	FMC 23
LABORATORY ID:	8004-5	C7K020216008	8004-7	C7K020216009	8004-9	C7K020216010	8004-11
LOCATION:	FMC-17	FMC-18	FMC-19	FMC-20	FMC-21	FMC-22	FMC-23
SAMPLE DATE:	10/31/2007	10/31/2007	10/31/2007	10/31/2007	10/31/2007	10/31/2007	10/31/2007
4-CHLORO-3-METHYLPHENOL		1.1 U		0.99 U		0.96 U	
4-CHLOROANILINE		1.1 U		0.99 U		0.96 U	
4-CHLOROPHENYL PHENYL ETHER		1.1 U		0.99 U		0.96 U	
4-METHYLPHENOL		1.1 U		0.99 U		0.96 U	
4-NITROANILINE		5.5 U		5 U		4.8 U	
4-NITROPHENOL		5.5 U		5 U		4.8 U	
ACENAPHTHENE		0.22 U		0.2 U		0.19 U	
ACENAPHTHYLENE		0.22 U		0.2 U		0.19 U	
ACETOPHENONE		1.1 U		0.99 U		0.96 U	
ANTHRACENE		0.22 U		0.2 U		0.19 U	
ATRAZINE		1.1 U		0.99 U		0.96 U	
BENZALDEHYDE		1.1 U		0.99 U		0.96 U	
BENZO(A)ANTHRACENE		0.22 U		0.2 U		0.095 J	
BENZO(A)PYRENE		0.22 U		0.2 U		0.15 J	
BENZO(B)FLUORANTHENE		0.22 U		0.2 U		0.11 J	
BENZO(G,H,I)PERYLENE		0.22 U		0.2 U		0.26	
BENZO(K)FLUORANTHENE		0.22 U		0.2 U		0.2	
BIS(2-CHLOROETHOXY)METHANE		1.1 U		0.99 U		0.96 U	
BIS(2-CHLOROETHYL)ETHER		0.22 U		0.2 U		0.19 U	
BIS(2-ETHYLHEXYL)PHTHALATE		1.1 U		0.99 U		0.96 U	
BUTYL BENZYL PHTHALATE		1.1 U		0.99 U		0.96 U	

ANALYTICAL RESULTS FOR SURFACE WATER
FROG MORTAR CREEK PHASE II SURFACE WATER AND SHALLOW SEDIMENT INVESTIGATION
MARTIN STATE AIRPORT
LOCKHEED MARTIN
MIDDLE RIVER, MARYLAND

SAMPLE ID:	FMC 17	FMC 18	FMC 19	FMC 20	FMC 21	FMC 22	FMC 23
LABORATORY ID:	8004-5	C7K020216008	8004-7	C7K020216009	8004-9	C7K020216010	8004-11
LOCATION:	FMC-17	FMC-18	FMC-19	FMC-20	FMC-21	FMC-22	FMC-23
SAMPLE DATE:	10/31/2007	10/31/2007	10/31/2007	10/31/2007	10/31/2007	10/31/2007	10/31/2007
CAPROLACTAM		1.1 U		0.99 U		0.96 U	
CARBAZOLE		0.22 U		0.2 U		0.19 U	
CHRYSENE		0.22 U		0.2 U		0.16 J	
DIBENZO(A,H)ANTHRACENE		0.22 U		0.2 U		0.27	
DIBENZOFURAN		1.1 U		0.99 U		0.96 U	
DIETHYL PHTHALATE		1.1 U		0.99 U		0.96 U	
DIMETHYL PHTHALATE		1.1 U		0.99 U		0.96 U	
DI-N-BUTYL PHTHALATE		1.1 U		0.99 U		0.96 U	
DI-N-OCTYL PHTHALATE		1.1 U		0.99 U		0.96 U	
FLUORANTHENE		0.22 U		0.2 U		0.19 U	
FLUORENE		0.22 U		0.2 U		0.19 U	
HEXACHLOROBENZENE		0.22 U		0.2 U		0.19 U	
HEXACHLOROBUTADIENE		0.22 U		0.2 U		0.19 U	
HEXACHLOROCYCLOPENTADIENE		1.1 U		0.99 U		0.96 U	
HEXACHLOROETHANE		1.1 U		0.99 U		0.96 U	
INDENO(1,2,3-CD)PYRENE		0.22 U		0.2 U		0.22	
ISOPHORONE		1.1 U		0.99 U		0.96 U	
NAPHTHALENE		0.22 U		0.2 U		0.19 U	
NITROBENZENE		0.22 U		0.2 U		0.19 U	
N-NITROSO-DI-N-PROPYLAMINE		0.22 U		0.2 U		0.19 U	
N-NITROSODIPHENYLAMINE		0.22 U		0.2 U		0.19 U	

ANALYTICAL RESULTS FOR SURFACE WATER
FROG MORTAR CREEK PHASE II SURFACE WATER AND SHALLOW SEDIMENT INVESTIGATION
MARTIN STATE AIRPORT
LOCKHEED MARTIN
MIDDLE RIVER, MARYLAND

SAMPLE ID:	FMC 17	FMC 18	FMC 19	FMC 20	FMC 21	FMC 22	FMC 23
LABORATORY ID:	8004-5	C7K020216008	8004-7	C7K020216009	8004-9	C7K020216010	8004-11
LOCATION:	FMC-17	FMC-18	FMC-19	FMC-20	FMC-21	FMC-22	FMC-23
SAMPLE DATE:	10/31/2007	10/31/2007	10/31/2007	10/31/2007	10/31/2007	10/31/2007	10/31/2007
PENTACHLOROPHENOL		1.1 U		0.99 U		0.96 U	
PHENANTHRENE		0.13 J		0.084 J		0.19 U	
PHENOL		0.22 U		0.2 U		0.19 U	
PYRENE		0.22 U		0.2 U		0.19 U	
TOTAL METALS (ug/l)							
ANTIMONY		0.25 B		0.26 B		0.29 B	
ARSENIC		2.8		3.4		3.6	
BERYLLIUM		0.068 U		0.068 U		0.068 U	
CADMIUM		0.11 U		0.11 U		0.11 U	
CHROMIUM		3.9		3.5		3.3	
COPPER		7		6.6		5.6	
LEAD		1.5 L		1.3 L		0.94 L	
MERCURY		0.055 UL		0.055 UL		0.055 UL	
NICKEL		2.5		2.5		2.4	
SELENIUM		9.4		9.3		9.4	
SILVER		0.077 U		0.077 U		0.077 U	
THALLIUM		0.018 U		0.018 U		0.018 U	
ZINC		12.3		15.2		10.4	
VOLATILES (ug/l)							
1,1,1-TRICHLOROETHANE		1 U		1 U		1 U	
1,1,2,2-TETRACHLOROETHANE		1 U		1 U		1 U	

ANALYTICAL RESULTS FOR SURFACE WATER
FROG MORTAR CREEK PHASE II SURFACE WATER AND SHALLOW SEDIMENT INVESTIGATION
MARTIN STATE AIRPORT
LOCKHEED MARTIN
MIDDLE RIVER, MARYLAND

SAMPLE ID:	FMC 17	FMC 18	FMC 19	FMC 20	FMC 21	FMC 22	FMC 23
LABORATORY ID:	8004-5	C7K020216008	8004-7	C7K020216009	8004-9	C7K020216010	8004-11
LOCATION:	FMC-17	FMC-18	FMC-19	FMC-20	FMC-21	FMC-22	FMC-23
SAMPLE DATE:	10/31/2007	10/31/2007	10/31/2007	10/31/2007	10/31/2007	10/31/2007	10/31/2007
1,1,2-TRICHLOROETHANE		1 U		1 U		1 U	
1,1,2-TRICHLOROTRIFLUOROETHANE		1 U		1 U		1 U	
1,1-DICHLOROETHANE		1 U		1 U		1 U	
1,1-DICHLOROETHENE		1 U		1 U		1 U	
1,2,4-TRICHLOROBENZENE		1 U		1 U		1 U	
1,2-DIBROMO-3-CHLOROPROPANE		1 U		1 U		1 U	
1,2-DIBROMOETHANE		1 U		1 U		1 U	
1,2-DICHLOROBENZENE		1 U		1 U		1 U	
1,2-DICHLOROETHANE		1 U		1 U		1 U	
1,2-DICHLOROPROPANE		1 U		1 U		1 U	
1,3-DICHLOROBENZENE		1 U		1 U		1 U	
1,4-DICHLOROBENZENE		1 U		1 U		1 U	
2-BUTANONE		5 U		5 U		5 U	
2-HEXANONE		5 U		5 U		5 U	
4-METHYL-2-PENTANONE		5 U		5 U		5 U	
ACETONE		2.8 B		5 U		2.6 B	
BENZENE		1 U		1 U		1 U	
BROMODICHLOROMETHANE		1 U		1 U		1 U	
BROMOFORM		1 U		1 U		1 U	
BROMOMETHANE		1 U		1 U		1 U	
CARBON DISULFIDE		1 U		1 U		1 U	

ANALYTICAL RESULTS FOR SURFACE WATER
FROG MORTAR CREEK PHASE II SURFACE WATER AND SHALLOW SEDIMENT INVESTIGATION
MARTIN STATE AIRPORT
LOCKHEED MARTIN
MIDDLE RIVER, MARYLAND

SAMPLE ID:	FMC 17	FMC 18	FMC 19	FMC 20	FMC 21	FMC 22	FMC 23
LABORATORY ID:	8004-5	C7K020216008	8004-7	C7K020216009	8004-9	C7K020216010	8004-11
LOCATION:	FMC-17	FMC-18	FMC-19	FMC-20	FMC-21	FMC-22	FMC-23
SAMPLE DATE:	10/31/2007	10/31/2007	10/31/2007	10/31/2007	10/31/2007	10/31/2007	10/31/2007
CARBON TETRACHLORIDE		1 U		1 U		1 U	
CHLOROBENZENE		1 U		1 U		1 U	
CHLORODIBROMOMETHANE		1 U		1 U		1 U	
CHLOROETHANE		1 U		1 U		1 U	
CHLOROFORM		1 U		1 U		1 U	
CHLOROMETHANE		0.14 B		0.14 B		0.15 B	
CIS-1,2-DICHLOROETHENE		0.22 J		1 U		0.3 J	
CIS-1,3-DICHLOROPROPENE		1 U		1 U		1 U	
CYCLOHEXANE		1 U		1 U		1 U	
DICHLORODIFLUOROMETHANE		1 U		1 U		1 U	
ETHYLBENZENE		1 U		1 U		1 U	
ISOPROPYLBENZENE		1 U		1 U		1 U	
METHYL ACETATE		1 U		1 U		1 U	
METHYL CYCLOHEXANE		1 U		1 U		1 U	
METHYL TERT-BUTYL ETHER		1 U		1 U		1 U	
METHYLENE CHLORIDE		1 U		1 U		1 U	
STYRENE		1 U		1 U		1 U	
TETRACHLOROETHENE		1 U		1 U		1 U	
TOLUENE		1 U		1 U		1 U	
TOTAL XYLENES		3 U		3 U		3 U	
TRANS-1,2-DICHLOROETHENE		1 U		1 U		1 U	

ANALYTICAL RESULTS FOR SURFACE WATER
FROG MORTAR CREEK PHASE II SURFACE WATER AND SHALLOW SEDIMENT INVESTIGATION
MARTIN STATE AIRPORT
LOCKHEED MARTIN
MIDDLE RIVER, MARYLAND

SAMPLE ID:	FMC 17	FMC 18	FMC 19	FMC 20	FMC 21	FMC 22	FMC 23
LABORATORY ID:	8004-5	C7K020216008	8004-7	C7K020216009	8004-9	C7K020216010	8004-11
LOCATION:	FMC-17	FMC-18	FMC-19	FMC-20	FMC-21	FMC-22	FMC-23
SAMPLE DATE:	10/31/2007	10/31/2007	10/31/2007	10/31/2007	10/31/2007	10/31/2007	10/31/2007
TRANS-1,3-DICHLOROPROPENE		1 U		1 U		1 U	
TRICHLOROETHENE		0.4 J		0.36 J		0.45 J	
TRICHLOROFLUOROMETHANE		1 U		1 U		1 U	
VINYL CHLORIDE		1 U		1 U		1 U	

ANALYTICAL RESULTS FOR SURFACE WATER
FROG MORTAR CREEK PHASE II SURFACE WATER AND SHALLOW SEDIMENT INVESTIGATION
MARTIN STATE AIRPORT
LOCKHEED MARTIN
MIDDLE RIVER, MARYLAND

SAMPLE ID:	**FMC 24**	**FMC 25**	**FMC 26**
LABORATORY ID:	**C7K020216001**	**C7K020216014**	**C7K020216015**
LOCATION:	**FMC-24**	**FMC-25**	**FMC-26**
SAMPLE DATE:	**10/30/2007**	**11/1/2007**	**11/1/2007**
FILTERED METALS (ug/l)			
ANTIMONY	0.33 B	0.25 B	0.2 B
ARSENIC	3.8	3	3
BERYLLIUM	0.068 U	0.068 U	0.068 U
CADMIUM	0.11 U	0.11 U	0.11 U
CHROMIUM	3	2.2	2.3
COPPER	4.6	3	3
LEAD	0.17 B	0.02 UL	0.02 UL
MERCURY	0.055 U	0.055 U	0.055 U
NICKEL	2.1	1.8 K	2 K
SELENIUM	9.2	11.5	10.8
SILVER	0.077 U	0.077 U	0.077 U
THALLIUM	0.092 B	0.018 U	0.018 U
ZINC	10.4	3.6	2.8
PESTICIDES/PCBs (ug/l)			
AROCLOR-1016	0.4 U	0.38 U	0.38 U
AROCLOR-1221	0.4 U	0.38 U	0.38 U
AROCLOR-1232	0.4 U	0.38 U	0.38 U
AROCLOR-1242	0.4 U	0.38 U	0.38 U
AROCLOR-1248	0.4 U	0.38 U	0.38 U
AROCLOR-1254	0.4 U	0.38 U	0.42

ANALYTICAL RESULTS FOR SURFACE WATER
FROG MORTAR CREEK PHASE II SURFACE WATER AND SHALLOW SEDIMENT INVESTIGATION
MARTIN STATE AIRPORT
LOCKHEED MARTIN
MIDDLE RIVER, MARYLAND

	SAMPLE ID:	FMC 24	FMC 25	FMC 26
	LABORATORY ID:	C7K020216001	C7K020216014	C7K020216015
	LOCATION:	FMC-24	FMC-25	FMC-26
	SAMPLE DATE:	10/30/2007	11/1/2007	11/1/2007
AROCLOR-1260		0.4 U	0.38 U	0.38 U
SEMIVOLATILES (ug/l)				
1,1-BIPHENYL		1.2 U	0.96 U	0.96 U
2,2'-OXYBIS(1-CHLOROPROPANE)		0.24 U	0.19 U	0.19 U
2,4,5-TRICHLOROPHENOL		1.2 U	0.96 U	0.96 U
2,4,6-TRICHLOROPHENOL		1.2 U	0.96 U	0.96 U
2,4-DICHLOROPHENOL		0.24 U	0.19 U	0.19 U
2,4-DIMETHYLPHENOL		1.2 U	0.96 U	0.96 U
2,4-DINITROPHENOL		6 U	4.8 U	4.8 U
2,4-DINITROTOLUENE		1.2 U	0.96 U	0.96 U
2,6-DINITROTOLUENE		1.2 U	0.96 U	0.96 U
2-CHLORONAPHTHALENE		0.24 U	0.19 U	0.19 U
2-CHLOROPHENOL		1.2 U	0.96 U	0.96 U
2-METHYLNAPHTHALENE		0.24 U	0.19 U	0.19 U
2-METHYLPHENOL		1.2 U	0.96 U	0.96 U
2-NITROANILINE		6 U	4.8 U	4.8 U
2-NITROPHENOL		1.2 U	0.96 U	0.96 U
3,3'-DICHLOROBENZIDINE		1.2 U	0.96 U	0.96 U
3-NITROANILINE		6 U	4.8 U	4.8 U
4,6-DINITRO-2-METHYLPHENOL		6 U	4.8 U	4.8 U
4-BROMOPHENYL PHENYL ETHER		1.2 U	0.96 U	0.96 U

ANALYTICAL RESULTS FOR SURFACE WATER
FROG MORTAR CREEK PHASE II SURFACE WATER AND SHALLOW SEDIMENT INVESTIGATION
MARTIN STATE AIRPORT
LOCKHEED MARTIN
MIDDLE RIVER, MARYLAND

SAMPLE ID:	FMC 24	FMC 25	FMC 26
LABORATORY ID:	C7K020216001	C7K020216014	C7K020216015
LOCATION:	FMC-24	FMC-25	FMC-26
SAMPLE DATE:	10/30/2007	11/1/2007	11/1/2007
4-CHLORO-3-METHYLPHENOL	1.2 U	0.96 U	0.96 U
4-CHLOROANILINE	1.2 U	0.96 U	0.96 U
4-CHLOROPHENYL PHENYL ETHER	1.2 U	0.96 U	0.96 U
4-METHYLPHENOL	1.2 U	0.96 U	0.96 U
4-NITROANILINE	6 U	4.8 U	4.8 U
4-NITROPHENOL	6 U	4.8 U	4.8 U
ACENAPHTHENE	0.24 U	0.19 U	0.19 U
ACENAPHTHYLENE	0.24 U	0.19 U	0.19 U
ACETOPHENONE	1.2 U	0.96 U	0.96 U
ANTHRACENE	0.24 U	0.19 U	0.19 U
ATRAZINE	1.2 U	0.96 U	0.96 U
BENZALDEHYDE	1.2 U	0.96 U	0.96 U
BENZO(A)ANTHRACENE	0.24 U	0.19 U	0.19 U
BENZO(A)PYRENE	0.24 U	0.19 U	0.19 U
BENZO(B)FLUORANTHENE	0.24 U	0.19 U	0.19 U
BENZO(G,H,I)PERYLENE	0.24 U	0.19 U	0.19 U
BENZO(K)FLUORANTHENE	0.24 U	0.19 U	0.19 U
BIS(2-CHLOROETHOXY)METHANE	1.2 U	0.96 U	0.96 U
BIS(2-CHLOROETHYL)ETHER	0.24 U	0.19 U	0.19 U
BIS(2-ETHYLHEXYL)PHTHALATE	0.5 J	0.96 U	0.96 U
BUTYL BENZYL PHTHALATE	0.37 J	0.15 J	0.96 U

ANALYTICAL RESULTS FOR SURFACE WATER
FROG MORTAR CREEK PHASE II SURFACE WATER AND SHALLOW SEDIMENT INVESTIGATION
MARTIN STATE AIRPORT
LOCKHEED MARTIN
MIDDLE RIVER, MARYLAND

	SAMPLE ID:	FMC 24	FMC 25	FMC 26
	LABORATORY ID:	C7K020216001	C7K020216014	C7K020216015
	LOCATION:	FMC-24	FMC-25	FMC-26
	SAMPLE DATE:	10/30/2007	11/1/2007	11/1/2007
CAPROLACTAM		1.2 U	0.96 U	0.96 U
CARBAZOLE		0.24 U	0.19 U	0.19 U
CHRYSENE		0.24 U	0.19 U	0.19 U
DIBENZO(A,H)ANTHRACENE		0.24 U	0.19 U	0.19 U
DIBENZOFURAN		1.2 U	0.96 U	0.96 U
DIETHYL PHTHALATE		1.2 U	0.38 J	0.96 U
DIMETHYL PHTHALATE		1.2 U	0.96 U	0.96 U
DI-N-BUTYL PHTHALATE		1.2 U	0.96 U	0.96 U
DI-N-OCTYL PHTHALATE		1.2 U	0.96 U	0.96 U
FLUORANTHENE		0.24 U	0.19 U	0.19 U
FLUORENE		0.24 U	0.19 U	0.19 U
HEXACHLOROBENZENE		0.24 U	0.19 U	0.19 U
HEXACHLOROBUTADIENE		0.24 U	0.19 U	0.19 U
HEXACHLOROCYCLOPENTADIENE		1.2 U	0.96 U	0.96 U
HEXACHLOROETHANE		1.2 U	0.96 U	0.96 U
INDENO(1,2,3-CD)PYRENE		0.24 U	0.19 U	0.19 U
ISOPHORONE		1.2 U	0.96 U	0.96 U
NAPHTHALENE		0.24 U	0.19 U	0.19 U
NITROBENZENE		0.24 U	0.19 U	0.19 U
N-NITROSO-DI-N-PROPYLAMINE		0.24 U	0.19 U	0.19 U
N-NITROSODIPHENYLAMINE		0.24 U	0.19 U	0.19 U

ANALYTICAL RESULTS FOR SURFACE WATER
FROG MORTAR CREEK PHASE II SURFACE WATER AND SHALLOW SEDIMENT INVESTIGATION
MARTIN STATE AIRPORT
LOCKHEED MARTIN
MIDDLE RIVER, MARYLAND

	SAMPLE ID:	FMC 24	FMC 25	FMC 26
	LABORATORY ID:	C7K020216001	C7K020216014	C7K020216015
	LOCATION:	FMC-24	FMC-25	FMC-26
	SAMPLE DATE:	10/30/2007	11/1/2007	11/1/2007
PENTACHLOROPHENOL		1.2 U	0.96 U	0.96 U
PHENANTHRENE		0.24 U	0.078 J	0.19 U
PHENOL		0.24 U	0.19 U	0.19 U
PYRENE		0.24 U	0.19 U	0.19 U
TOTAL METALS (ug/l)				
ANTIMONY		0.25 B	0.23 B	0.17 B
ARSENIC		3	3.5	2.2
BERYLLIUM		0.068 U	0.068 U	0.068 U
CADMIUM		0.11 U	0.11 U	0.11 U
CHROMIUM		3.6	3.6	3.2
COPPER		5.8	5.1	4.5
LEAD		0.86 L	0.84 L	0.56 L
MERCURY		0.055 UL	0.055 UL	0.055 UL
NICKEL		2.2	2.3	2.2
SELENIUM		9.5	10.7	10.4
SILVER		0.077 U	0.077 U	0.077 U
THALLIUM		0.018 U	0.018 U	0.018 U
ZINC		10.5	6 B	5.3 B
VOLATILES (ug/l)				
1,1,1-TRICHLOROETHANE		1 U	1 U	1 U
1,1,2,2-TETRACHLOROETHANE		1 U	1 U	1 U

ANALYTICAL RESULTS FOR SURFACE WATER
FROG MORTAR CREEK PHASE II SURFACE WATER AND SHALLOW SEDIMENT INVESTIGATION
MARTIN STATE AIRPORT
LOCKHEED MARTIN
MIDDLE RIVER, MARYLAND

SAMPLE ID:	FMC 24	FMC 25	FMC 26
LABORATORY ID:	C7K020216001	C7K020216014	C7K020216015
LOCATION:	FMC-24	FMC-25	FMC-26
SAMPLE DATE:	10/30/2007	11/1/2007	11/1/2007
1,1,2-TRICHLOROETHANE	1 U	1 U	1 U
1,1,2-TRICHLOROTRIFLUOROETHANE	1 U	1 U	1 U
1,1-DICHLOROETHANE	1 U	1 U	1 U
1,1-DICHLOROETHENE	1 U	1 U	1 U
1,2,4-TRICHLOROBENZENE	1 U	1 U	1 U
1,2-DIBROMO-3-CHLOROPROPANE	1 U	1 U	1 U
1,2-DIBROMOETHANE	1 U	1 U	1 U
1,2-DICHLOROBENZENE	1 U	1 U	1 U
1,2-DICHLOROETHANE	1 U	1 U	1 U
1,2-DICHLOROPROPANE	1 U	1 U	1 U
1,3-DICHLOROBENZENE	1 U	1 U	1 U
1,4-DICHLOROBENZENE	1 U	1 U	1 U
2-BUTANONE	5 U	5 U	5 U
2-HEXANONE	5 U	5 U	5 U
4-METHYL-2-PENTANONE	5 U	5 U	5 U
ACETONE	2.8 B	3.8 B	2.7 B
BENZENE	1 U	1 U	1 U
BROMODICHLOROMETHANE	1 U	1 U	1 U
BROMOFORM	1 U	1 U	1 U
BROMOMETHANE	1 U	1 U	1 U
CARBON DISULFIDE	1 U	1 U	1 U

ANALYTICAL RESULTS FOR SURFACE WATER
FROG MORTAR CREEK PHASE II SURFACE WATER AND SHALLOW SEDIMENT INVESTIGATION
MARTIN STATE AIRPORT
LOCKHEED MARTIN
MIDDLE RIVER, MARYLAND

SAMPLE ID:	FMC 24	FMC 25	FMC 26
LABORATORY ID:	C7K020216001	C7K020216014	C7K020216015
LOCATION:	FMC-24	FMC-25	FMC-26
SAMPLE DATE:	10/30/2007	11/1/2007	11/1/2007
CARBON TETRACHLORIDE	1 U	1 U	1 U
CHLOROBENZENE	1 U	1 U	1 U
CHLORODIBROMOMETHANE	1 U	1 U	1 U
CHLOROETHANE	1 U	1 U	1 U
CHLOROFORM	1 U	1 U	1 U
CHLOROMETHANE	1 U	1 U	0.14 B
CIS-1,2-DICHLOROETHENE	1 U	1 U	1 U
CIS-1,3-DICHLOROPROPENE	1 U	1 U	1 U
CYCLOHEXANE	1 U	1 U	1 U
DICHLORODIFLUOROMETHANE	1 U	1 U	1 U
ETHYLBENZENE	1 U	1 U	1 U
ISOPROPYLBENZENE	1 U	1 U	1 U
METHYL ACETATE	1 U	1 U	1 U
METHYL CYCLOHEXANE	1 U	1 U	1 U
METHYL TERT-BUTYL ETHER	1 U	1 U	1 U
METHYLENE CHLORIDE	1 U	1 U	1 U
STYRENE	1 U	1 U	1 U
TETRACHLOROETHENE	1 U	1 U	1 U
TOLUENE	1 U	1 U	1 U
TOTAL XYLENES	3 U	3 U	3 U
TRANS-1,2-DICHLOROETHENE	1 U	1 U	1 U

ANALYTICAL RESULTS FOR SURFACE WATER
FROG MORTAR CREEK PHASE II SURFACE WATER AND SHALLOW SEDIMENT INVESTIGATION
MARTIN STATE AIRPORT
LOCKHEED MARTIN
MIDDLE RIVER, MARYLAND
32 of 32

SAMPLE ID:	FMC 24	FMC 25	FMC 26
LABORATORY ID:	C7K020216001	C7K020216014	C7K020216015
LOCATION:	FMC-24	FMC-25	FMC-26
SAMPLE DATE:	10/30/2007	11/1/2007	11/1/2007
TRANS-1,3-DICHLOROPROPENE	1 U	1 U	1 U
TRICHLOROETHENE	0.27 J	1 U	1 U
TRICHLOROFLUOROMETHANE	1 U	1 U	1 U
VINYL CHLORIDE	1 U	1 U	1 U

APPENDIX G – PHASE II DATA VALIDATION REPORT

Tetra Tech NUS **INTERNAL CORRESPONDENCE**

TO : **MIKE MARTIN** **DATE:** **MARCH 4, 2008**

FROM: **THOMAS JACKMAN** **COPIES:** **DV FILE**

SUBJECT:ORGANIC DATA VALIDATION – VOCS/SVOCS/PCBS
MARTIN STATE AIRPORT
SAMPLE DELIVERY GROUP (SDG) – C7K020216

SAMPLES: 17/Aqueous

FMC 3	FMC 5	FMC 7	FMC 9
FMC 10	FMC 11	FMC 12	FMC 13
FMC 16	FMC 18	FMC 20	FMC 22
FMC 24	FMC 25	FMC 26	
TripBlank#1	TripBlank#2		

Overview

This sample set for the Martin State Airport, SDG C7K020216, consists of 15 environmental water samples and 2 trip blanks. The samples were analyzed for Volatile Organic Compounds (VOCs), Semivolatile Organic Compounds (SVOCs), and Polychlorinated Biphenyls(PCBs). No field duplicates were included in this data set.

The samples were collected by Tetra Tech NUS, Inc. on October 30, 31, and November 1, 2007 and analyzed by TestAmerica Laboratories, Inc. The samples were analyzed by SW-846 Methods 8260B, 8270C, and 8082.

Summary

The findings in this report are based upon a general review of all available data including: data completeness, system performance, holding times, GC/MS tuning, initial/continuing calibrations, laboratory method blank contamination, surrogate spike, matrix spike/matrix spike duplicate (MS/MSD) results, Laboratory Control Sample (LCS) results, compound identification, compound quantitation, and detection limits. Areas of concern are listed below; documentation supporting these findings is presented in Appendix C. Qualified analytical results are presented in Appendix A. Results as reported by the laboratory are presented in Appendix B.

Major Problems

- None.

Minor Problems

- The following compounds were detected in trip blanks at the following maximum concentrations.

Compound	Level	Action Level
Acetone	11 µg/L	110 µg/L
Toluene	0.39 µg/L	1.95 µg/L
Chloromethane	0.15 µg/L	0.75 µg/L

  An action level of 10X the maximum blank concentration was used for acetone, a common laboratory contaminant. An action level of 5X the maximum contaminant concentration was used for toluene and chloromethane to evaluate laboratory or field contamination. Dilution factors and sample aliquots were taken into consideration in the application of all action levels, if applicable.

  Positive results for acetone, chloromethane, and toluene below the action level were qualified as false positives, "B".

- The LCS associated with batch 7312657 analyzed on 11/08/07 @22:03 on instrument HP6 had high recoveries for acetone (394%) and 1,2-dibromoethane (124%). Positive results for acetone were qualified as biased high (K) in samples associated with this LCS. No results for 1,2-dibromoethane were because this analyte was not positively detected in any samples. Note that most results for acetone were qualified (B) due to blank contamination, as discussed above.

- Positive results reported below the reporting limit (RL) but above the method detection limit (MDL) for the organic analyses were qualified as estimated (J).

Notes

The continuing calibration had the %D > 25% quality control limit but < 50% quality control limit for 4-nitrophenol on 11/21/07 @01:55 on instrument 733. No validation actions were required because 4-nitrophenol was not positively detected in samples associated with this calibration.

The continuing calibration had the %D > 25% quality control limit but < 50% quality control limit for 4-nitrophenol on 11/22/07 @05:04 on instrument 733. No validation actions were required because 4-nitrophenol was not positively detected in samples associated with this calibration.

The continuing calibration had the %D > 25% quality control limit but < 50% quality control limit for hexachlorocyclopentadiene on 11/26/07 @02:03 on instrument 733. No validation actions were required because hexachlorocyclopentadiene was not positively detected in samples associated with this calibration.

The SVOC matrix spike/matrix spike duplicate recoveries for a number of analytes in the laboratory MS/MSD for batch 7311333 were low. No validation actions were taken because the associated LCS results were acceptable and because the unspiked sample was not one of the environmental samples included in this SDG.

Executive Summary

Laboratory Performance: LCS recoveries for several VOCs were high resulting in the qualification of data. Continuing calibration %Ds for several VOCs exceeded QC limits.

Other Factors Affecting Data Quality: Three VOCs were detected in the trip blanks resulting in the qualification of data.

The data for these analyses were reviewed with reference to the "Region III Modifications to the National Functional Guidelines for Organic Data Review" (9/94). The text of this report has been formulated to address only those problem areas affecting data quality.

Tetra Tech NUS
Thomas Jackman
Environmental Scientist

Tetra Tech NUS
Joseph A. Samchuck
Quality Assurance Officer

Attachments:

1. Appendix A - Qualified Analytical Results
2. Appendix B - Results as reported by the Laboratory
3. Appendix C - Support Documentation

Data Qualifier Key:

B	-	Positive result is considered to be an artifact of blank contamination and should not be considered present.
J	-	Positive result is considered estimated, "J", as a result of technical noncompliances.
K	-	Positive result is considered as biased high, a result of technical noncompliances. Quantitation limit is probably higher.
U	-	Nondetected result.

APPENDIX A

QUALIFIED ANALYTICAL RESULTS

Data Validation Qualifier Codes:

A = Lab Blank Contamination
B = Field Blank Contamination
C = Calibration Noncompliance (e.g. % RSDs, %Ds, ICVs, CCVs, RRFs, etc.)
C01 = GC/MS Tuning Noncompliance
D = MS/MSD Recovery Noncompliance
E = LCS/LCSD Recovery Noncompliance
F = Lab Duplicate Imprecision
G = Field Duplicate Imprecision
H = Holding Time Exceedance
I = ICP Serial Dilution Noncompliance
J = GFAA PDS - GFAA MSA's $r < 0.995$ / ICP PDS Recovery Noncompliance
K = ICP Interference - includes ICS % R Noncompliance
L = Instrument Calibration Range Exceedance
M = Sample Preservation Noncompliance
N = Internal Standard Noncompliance
N01 = Internal Standard Recovery Noncompliance Dioxins
N02 = Recovery Standard Noncompliance Dioxins
N03 = Clean-up Standard Noncompliance Dioxins
O = Poor Instrument Performance (e.g. base-line drifting)
P = Uncertainty near detection limit (< 2 x IDL for inorganics and <CRQL for organics)
Q = Other problems (can encompass a number of issues; e.g. chromatography,interferences, etc.)
R = Surrogates Recovery Noncompliance
S = Pesticide/PCB Resolution
T = % Breakdown Noncompliance for DDT and Endrin
U = % Difference between columns/detectors >25% for positive results determined via GC/HPLC
V = Non-linear calibrations; correlation coefficient $r < 0.995$
W = EMPC result
X = Signal to noise response drop
Y = Percent solids <30%
Z = Uncertainty at 2 sigma deviation is greater than sample activity

PROJ_NO: 00998

SDG: C7K020216 MEDIA: WATER DATA FRACTION: OV

nsample	FMC 10	nsample	FMC 10	nsample	FMC 11
samp_date	10/30/2007	samp_date	10/30/2007	samp_date	10/30/2007
lab_id	C7K020216003	lab_id	C7K020216003	lab_id	C7K020216004
qc_type	NM	qc_type	NM	qc_type	NM
Pct_Solids		Pct_Solids		Pct_Solids	
DUP_OF:		DUP_OF:		DUP_OF:	

Parameter	units	Result	Val Qual	Qual Code
1,1,1-TRICHLOROETHANE	UG/L	1	U	
1,1,2,2-TETRACHLOROETHANE	UG/L	1	U	
1,1,2-TRICHLOROETHANE	UG/L	1	U	
1,1,2-TRICHLOROTRÍFLUOROET	UG/L	1	U	
1,1-DICHLOROETHANE	UG/L	1	U	
1,1-DICHLOROETHENE	UG/L	1	U	
1,2,4-TRICHLOROBENZENE	UG/L	1	U	
1,2-DIBROMO-3-CHLOROPROPA	UG/L	1	U	
1,2-DIBROMOETHANE	UG/L	1	U	
1,2-DICHLOROBENZENE	UG/L	1	U	
1,2-DICHLOROETHANE	UG/L	1	U	
1,2-DICHLOROPROPANE	UG/L	1	U	
1,3-DICHLOROBENZENE	UG/L	1	U	
1,4-DICHLOROBENZENE	UG/L	1	U	
2-BUTANONE	UG/L	5	U	
2-HEXANONE	UG/L	5	U	
4-METHYL-2-PENTANONE	UG/L	5	U	
ACETONE	UG/L	5	U	
BENZENE	UG/L	1	U	
BROMODICHLOROMETHANE	UG/L	1	U	
BROMOFORM	UG/L	1	U	
BROMOMETHANE	UG/L	1	U	
CARBON DISULFIDE	UG/L	1	U	
CARBON TETRACHLORIDE	UG/L	1	U	
CHLOROBENZENE	UG/L	1	U	
CHLORODIBROMOMETHANE	UG/L	1	U	
CHLOROETHANE	UG/L	1	U	
CHLOROFORM	UG/L	1	U	
CHLOROMETHANE	UG/L	1	U	
CIS-1,2-DICHLOROETHENE	UG/L	0.19	J	P
CIS-1,3-DICHLOROPROPENE	UG/L	1	U	
CYCLOHEXANE	UG/L	1	U	
DICHLORODIFLUOROMETHANE	UG/L	1	U	
ETHYLBENZENE	UG/L	1	U	
ISOPROPYLBENZENE	UG/L	1	U	
METHYL ACETATE	UG/L	1	U	
METHYL CYCLOHEXANE	UG/L	1	U	
METHYL TERT-BUTYL ETHER	UG/L	1	U	
METHYLENE CHLORIDE	UG/L	1	U	
STYRENE	UG/L	1	U	
TETRACHLOROETHENE	UG/L	1	U	
TOLUENE	UG/L	1	U	
TOTAL XYLENES	UG/L	3	U	
TRANS-1,2-DICHLOROETHENE	UG/L	1	U	
TRANS-1,3-DICHLOROPROPENE	UG/L	1	U	
TRICHLOROETHENE	UG/L	0.35	J	P
TRICHLOROFLUOROMETHANE	UG/L	1	U	
VINYL CHLORIDE	UG/L	1	U	
1,1,1-TRICHLOROETHANE	UG/L	1	U	
1,1,2,2-TETRACHLOROETHANE	UG/L	1	U	
1,1,2-TRICHLOROETHANE	UG/L	1	U	
1,1,2-TRICHLOROTRIFLUOROET	UG/L	1	U	
1,1-DICHLOROETHANE	UG/L	1	U	
1,1-DICHLOROETHENE	UG/L	1	U	
1,2,4-TRICHLOROBENZENE	UG/L	1	U	
1,2-DIBROMO-3-CHLOROPROPA	UG/L	1	U	
1,2-DIBROMOETHANE	UG/L	1	U	
1,2-DICHLOROBENZENE	UG/L	1	U	
1,2-DICHLOROETHANE	UG/L	1	U	
1,2-DICHLOROPROPANE	UG/L	1	U	
1,3-DICHLOROBENZENE	UG/L	1	U	
1,4-DICHLOROBENZENE	UG/L	1	U	
2-BUTANONE	UG/L	5	U	
2-HEXANONE	UG/L	5	U	
4-METHYL-2-PENTANONE	UG/L	5	U	
ACETONE	UG/L	3.2	B	B
BENZENE	UG/L	1	U	
BROMODICHLOROMETHANE	UG/L	1	U	
BROMOFORM	UG/L	1	U	
BROMOMETHANE	UG/L	1	U	
CARBON DISULFIDE	UG/L	1	U	
CARBON TETRACHLORIDE	UG/L	1	U	
CHLOROBENZENE	UG/L	1	U	
CHLORODIBROMOMETHANE	UG/L	1	U	
CHLOROETHANE	UG/L	1	U	
CHLOROFORM	UG/L	1	U	
CHLOROMETHANE	UG/L	0.16	B	B
CIS-1,2-DICHLOROETHENE	UG/L	0.26	J	P
CIS-1,3-DICHLOROPROPENE	UG/L	1	U	
CYCLOHEXANE	UG/L	1	U	
DICHLORODIFLUOROMETHANE	UG/L	1	U	

PROJ_NO: 00998

SDG: C7K020216 MEDIA: WATER DATA FRACTION: OV

nsample	FMC 11
samp_date	10/30/2007
lab_id	C7K020216004
qc_type	NM
Pct_Solids	
DUP_OF:	

Parameter	units	Result	Val Qual	Qual Code
ETHYLBENZENE	UG/L	1	U	
ISOPROPYLBENZENE	UG/L	1	U	
METHYL ACETATE	UG/L	1	U	
METHYL CYCLOHEXANE	UG/L	1	U	
METHYL TERT-BUTYL ETHER	UG/L	1	U	
METHYLENE CHLORIDE	UG/L	1	U	
STYRENE	UG/L	1	U	
TETRACHLOROETHENE	UG/L	1	U	
TOLUENE	UG/L	1	U	
TOTAL XYLENES	UG/L	3	U	
TRANS-1,2-DICHLOROETHENE	UG/L	1	U	
TRANS-1,3-DICHLOROPROPENE	UG/L	1	U	
TRICHLOROETHENE	UG/L	0.63	J	P
TRICHLOROFLUOROMETHANE	UG/L	1	U	
VINYL CHLORIDE	UG/L	0.18	J	P

nsample	FMC 12
samp_date	10/30/2007
lab_id	C7K020216005
qc_type	NM
Pct_Solids	
DUP_OF:	

Parameter	units	Result	Val Qual	Qual Code
1,1,1-TRICHLOROETHANE	UG/L	1	U	
1,1,2,2-TETRACHLOROETHANE	UG/L	1	U	
1,1,2-TRICHLOROETHANE	UG/L	1	U	
1,1,2-TRICHLOROTRIFLUOROET	UG/L	1	U	
1,1-DICHLOROETHANE	UG/L	1	U	
1,1-DICHLOROETHENE	UG/L	1	U	
1,2,4-TRICHLOROBENZENE	UG/L	1	U	
1,2-DIBROMO-3-CHLOROPROPA	UG/L	1	U	
1,2-DIBROMOETHANE	UG/L	1	U	
1,2-DICHLOROBENZENE	UG/L	1	U	
1,2-DICHLOROETHANE	UG/L	1	U	
1,2-DICHLOROPROPANE	UG/L	1	U	
1,3-DICHLOROBENZENE	UG/L	1	U	
1,4-DICHLOROBENZENE	UG/L	1	U	
2-BUTANONE	UG/L	5	U	
2-HEXANONE	UG/L	5	U	
4-METHYL-2-PENTANONE	UG/L	5	U	
ACETONE	UG/L	5	U	
BENZENE	UG/L	1	U	
BROMODICHLOROMETHANE	UG/L	1	U	
BROMOFORM	UG/L	1	U	
BROMOMETHANE	UG/L	1	U	
CARBON DISULFIDE	UG/L	1	U	
CARBON TETRACHLORIDE	UG/L	1	U	
CHLOROBENZENE	UG/L	1	U	
CHLORODIBROMOMETHANE	UG/L	1	U	
CHLOROETHANE	UG/L	1	U	
CHLOROFORM	UG/L	1	U	
CHLOROMETHANE	UG/L	1	U	
CIS-1,2-DICHLOROETHENE	UG/L	0.52	J	P
CIS-1,3-DICHLOROPROPENE	UG/L	1	U	
CYCLOHEXANE	UG/L	1	U	
DICHLORODIFLUOROMETHANE	UG/L	1	U	

nsample	FMC 12
samp_date	10/30/2007
lab_id	C7K020216005
qc_type	NM
Pct_Solids	
DUP_OF:	

Parameter	units	Result	Val Qual	Qual Code
ETHYLBENZENE	UG/L	1	U	
ISOPROPYLBENZENE	UG/L	1	U	
METHYL ACETATE	UG/L	1	U	
METHYL CYCLOHEXANE	UG/L	1	U	
METHYL TERT-BUTYL ETHER	UG/L	1	U	
METHYLENE CHLORIDE	UG/L	1	U	
STYRENE	UG/L	1	U	
TETRACHLOROETHENE	UG/L	1	U	
TOLUENE	UG/L	1	U	
TOTAL XYLENES	UG/L	3	U	
TRANS-1,2-DICHLOROETHENE	UG/L	1	U	
TRANS-1,3-DICHLOROPROPENE	UG/L	1	U	
TRICHLOROETHENE	UG/L	1.3		
TRICHLOROFLUOROMETHANE	UG/L	1	U	
VINYL CHLORIDE	UG/L	0.29	J	P

PROJ_NO: 00998

SDG: C7K020216 MEDIA: WATER DATA FRACTION: OV

nsample	FMC 13	nsample	FMC 13	nsample	FMC 16
samp_date	10/30/2007	samp_date	10/30/2007	samp_date	10/31/2007
lab_id	C7K020216006	lab_id	C7K020216006	lab_id	C7K020216007
qc_type	NM	qc_type	NM	qc_type	NM
Pct_Solids		Pct_Solids		Pct_Solids	
DUP_OF:		DUP_OF:		DUP_OF:	

Parameter	units	Result	Val Qual	Qual Code
1,1,1-TRICHLOROETHANE	UG/L	1	U	
1,1,2,2-TETRACHLOROETHANE	UG/L	1	U	
1,1,2-TRICHLOROETHANE	UG/L	1	U	
1,1,2-TRICHLOROTRIFLUOROET	UG/L	1	U	
1,1-DICHLOROETHANE	UG/L	1	U	
1,1-DICHLOROETHENE	UG/L	1	U	
1,2,4-TRICHLOROBENZENE	UG/L	1	U	
1,2-DIBROMO-3-CHLOROPROPA	UG/L	1	U	
1,2-DIBROMOETHANE	UG/L	1	U	
1,2-DICHLOROBENZENE	UG/L	1	U	
1,2-DICHLOROETHANE	UG/L	1	U	
1,2-DICHLOROPROPANE	UG/L	1	U	
1,3-DICHLOROBENZENE	UG/L	1	U	
1,4-DICHLOROBENZENE	UG/L	1	U	
2-BUTANONE	UG/L	5	U	
2-HEXANONE	UG/L	5	U	
4-METHYL-2-PENTANONE	UG/L	5	U	
ACETONE	UG/L	5	U	
BENZENE	UG/L	1	U	
BROMODICHLOROMETHANE	UG/L	1	U	
BROMOFORM	UG/L	1	U	
BROMOMETHANE	UG/L	1	U	
CARBON DISULFIDE	UG/L	1	U	
CARBON TETRACHLORIDE	UG/L	1	U	
CHLOROBENZENE	UG/L	1	U	
CHLORODIBROMOMETHANE	UG/L	1	U	
CHLOROETHANE	UG/L	1	U	
CHLOROFORM	UG/L	1	U	
CHLOROMETHANE	UG/L	0.18	B	B
CIS-1,2-DICHLOROETHENE	UG/L	0.5	J	P
CIS-1,3-DICHLOROPROPENE	UG/L	1	U	
CYCLOHEXANE	UG/L	1	U	
DICHLORODIFLUOROMETHANE	UG/L	1	U	

Parameter	units	Result	Val Qual	Qual Code
ETHYLBENZENE	UG/L	1	U	
ISOPROPYLBENZENE	UG/L	1	U	
METHYL ACETATE	UG/L	1	U	
METHYL CYCLOHEXANE	UG/L	1	U	
METHYL TERT-BUTYL ETHER	UG/L	1	U	
METHYLENE CHLORIDE	UG/L	1	U	
STYRENE	UG/L	1	U	
TETRACHLOROETHENE	UG/L	1	U	
TOLUENE	UG/L	1	U	
TOTAL XYLENES	UG/L	3	U	
TRANS-1,2-DICHLOROETHENE	UG/L	1	U	
TRANS-1,3-DICHLOROPROPENE	UG/L	1	U	
TRICHLOROETHENE	UG/L	2.2		
TRICHLOROFLUOROMETHANE	UG/L	1	U	
VINYL CHLORIDE	UG/L	0.33	J	P

Parameter	units	Result	Val Qual	Qual Code
1,1,1-TRICHLOROETHANE	UG/L	1	U	
1,1,2,2-TETRACHLOROETHANE	UG/L	1	U	
1,1,2-TRICHLOROETHANE	UG/L	1	U	
1,1,2-TRICHLOROTRIFLUOROET	UG/L	1	U	
1,1-DICHLOROETHANE	UG/L	1	U	
1,1-DICHLOROETHENE	UG/L	1	U	
1,2,4-TRICHLOROBENZENE	UG/L	1	U	
1,2-DIBROMO-3-CHLOROPROPA	UG/L	1	U	
1,2-DIBROMOETHANE	UG/L	1	U	
1,2-DICHLOROBENZENE	UG/L	1	U	
1,2-DICHLOROETHANE	UG/L	1	U	
1,2-DICHLOROPROPANE	UG/L	1	U	
1,3-DICHLOROBENZENE	UG/L	1	U	
1,4-DICHLOROBENZENE	UG/L	1	U	
2-BUTANONE	UG/L	5	U	
2-HEXANONE	UG/L	5	U	
4-METHYL-2-PENTANONE	UG/L	5	U	
ACETONE	UG/L	3.1	B	B
BENZENE	UG/L	1	U	
BROMODICHLOROMETHANE	UG/L	1	U	
BROMOFORM	UG/L	1	U	
BROMOMETHANE	UG/L	1	U	
CARBON DISULFIDE	UG/L	1	U	
CARBON TETRACHLORIDE	UG/L	1	U	
CHLOROBENZENE	UG/L	1	U	
CHLORODIBROMOMETHANE	UG/L	1	U	
CHLOROETHANE	UG/L	1	U	
CHLOROFORM	UG/L	1	U	
CHLOROMETHANE	UG/L	0.14	B	B
CIS-1,2-DICHLOROETHENE	UG/L	1.1		
CIS-1,3-DICHLOROPROPENE	UG/L	1	U	
CYCLOHEXANE	UG/L	1	U	
DICHLORODIFLUOROMETHANE	UG/L	1	U	

PROJ_NO: 00998

SDG: C7K020216 MEDIA: WATER DATA FRACTION: OV

nsample	FMC 16	nsample	FMC 18	nsample	FMC 18
samp_date	10/31/2007	samp_date	10/31/2007	samp_date	10/31/2007
lab_id	C7K020216007	lab_id	C7K020216008	lab_id	C7K020216008
qc_type	NM	qc_type	NM	qc_type	NM
Pct_Solids		Pct_Solids		Pct_Solids	
DUP_OF:		DUP_OF:		DUP_OF:	

Parameter	units	Result	Val Qual	Qual Code
ETHYLBENZENE	UG/L	1	U	
ISOPROPYLBENZENE	UG/L	1	U	
METHYL ACETATE	UG/L	1	U	
METHYL CYCLOHEXANE	UG/L	1	U	
METHYL TERT-BUTYL ETHER	UG/L	1	U	
METHYLENE CHLORIDE	UG/L	1	U	
STYRENE	UG/L	1	U	
TETRACHLOROETHENE	UG/L	1	U	
TOLUENE	UG/L	1	U	
TOTAL XYLENES	UG/L	3	U	
TRANS-1,2-DICHLOROETHENE	UG/L	1	U	
TRANS-1,3-DICHLOROPROPENE	UG/L	1	U	
TRICHLOROETHENE	UG/L	3.1		
TRICHLOROFLUOROMETHANE	UG/L	1	U	
VINYL CHLORIDE	UG/L	0.73	J	P

Parameter	units	Result	Val Qual	Qual Code
1,1,1-TRICHLOROETHANE	UG/L	1	U	
1,1,2,2-TETRACHLOROETHANE	UG/L	1	U	
1,1,2-TRICHLOROETHANE	UG/L	1	U	
1,1,2-TRICHLOROTRIFLUOROET	UG/L	1	U	
1,1-DICHLOROETHANE	UG/L	1	U	
1,1-DICHLOROETHENE	UG/L	1	U	
1,2,4-TRICHLOROBENZENE	UG/L	1	U	
1,2-DIBROMO-3-CHLOROPROPA	UG/L	1	U	
1,2-DIBROMOETHANE	UG/L	1	U	
1,2-DICHLOROBENZENE	UG/L	1	U	
1,2-DICHLOROETHANE	UG/L	1	U	
1,2-DICHLOROPROPANE	UG/L	1	U	
1,3-DICHLOROBENZENE	UG/L	1	U	
1,4-DICHLOROBENZENE	UG/L	1	U	
2-BUTANONE	UG/L	5	U	
2-HEXANONE	UG/L	5	U	
4-METHYL-2-PENTANONE	UG/L	5	U	
ACETONE	UG/L	2.8	B	B
BENZENE	UG/L	1	U	
BROMODICHLOROMETHANE	UG/L	1	U	
BROMOFORM	UG/L	1	U	
BROMOMETHANE	UG/L	1	U	
CARBON DISULFIDE	UG/L	1	U	
CARBON TETRACHLORIDE	UG/L	1	U	
CHLOROBENZENE	UG/L	1	U	
CHLORODIBROMOMETHANE	UG/L	1	U	
CHLOROETHANE	UG/L	1	U	
CHLOROFORM	UG/L	1	U	
CHLOROMETHANE	UG/L	0.14	B	B
CIS-1,2-DICHLOROETHENE	UG/L	0.22	J	P
CIS-1,3-DICHLOROPROPENE	UG/L	1	U	
CYCLOHEXANE	UG/L	1	U	
DICHLORODIFLUOROMETHANE	UG/L	1	U	

Parameter	units	Result	Val Qual	Qual Code
ETHYLBENZENE	UG/L	1	U	
ISOPROPYLBENZENE	UG/L	1	U	
METHYL ACETATE	UG/L	1	U	
METHYL CYCLOHEXANE	UG/L	1	U	
METHYL TERT-BUTYL ETHER	UG/L	1	U	
METHYLENE CHLORIDE	UG/L	1	U	
STYRENE	UG/L	1	U	
TETRACHLOROETHENE	UG/L	1	U	
TOLUENE	UG/L	1	U	
TOTAL XYLENES	UG/L	3	U	
TRANS-1,2-DICHLOROETHENE	UG/L	1	U	
TRANS-1,3-DICHLOROPROPENE	UG/L	1	U	
TRICHLOROETHENE	UG/L	0.4	J	P
TRICHLOROFLUOROMETHANE	UG/L	1	U	
VINYL CHLORIDE	UG/L	1	U	

PROJ_NO: 00998

SDG: C7K020216 MEDIA: WATER DATA FRACTION: OV

nsample	FMC 20	nsample	FMC 20	nsample	FMC 22
samp_date	10/31/2007	samp_date	10/31/2007	samp_date	10/31/2007
lab_id	C7K020216009	lab_id	C7K020216009	lab_id	C7K020216010
qc_type	NM	qc_type	NM	qc_type	NM
Pct_Solids		Pct_Solids		Pct_Solids	
DUP_OF:		DUP_OF:		DUP_OF:	

Parameter	units	Result	Val Qual	Qual Code
1,1,1-TRICHLOROETHANE	UG/L	1	U	
1,1,2,2-TETRACHLOROETHANE	UG/L	1	U	
1,1,2-TRICHLOROETHANE	UG/L	1	U	
1,1,2-TRICHLOROTRIFLUOROET	UG/L	1	U	
1,1-DICHLOROETHANE	UG/L	1	U	
1,1-DICHLOROETHENE	UG/L	1	U	
1,2,4-TRICHLOROBENZENE	UG/L	1	U	
1,2-DIBROMO-3-CHLOROPROPA	UG/L	1	U	
1,2-DIBROMOETHANE	UG/L	1	U	
1,2-DICHLOROBENZENE	UG/L	1	U	
1,2-DICHLOROETHANE	UG/L	1	U	
1,2-DICHLOROPROPANE	UG/L	1	U	
1,3-DICHLOROBENZENE	UG/L	1	U	
1,4-DICHLOROBENZENE	UG/L	1	U	
2-BUTANONE	UG/L	5	U	
2-HEXANONE	UG/L	5	U	
4-METHYL-2-PENTANONE	UG/L	5	U	
ACETONE	UG/L	5	U	
BENZENE	UG/L	1	U	
BROMODICHLOROMETHANE	UG/L	1	U	
BROMOFORM	UG/L	1	U	
BROMOMETHANE	UG/L	1	U	
CARBON DISULFIDE	UG/L	1	U	
CARBON TETRACHLORIDE	UG/L	1	U	
CHLOROBENZENE	UG/L	1	U	
CHLORODIBROMOMETHANE	UG/L	1	U	
CHLOROETHANE	UG/L	1	U	
CHLOROFORM	UG/L	1	U	
CHLOROMETHANE	UG/L	0.14	B	B
CIS-1,2-DICHLOROETHENE	UG/L	1	U	
CIS-1,3-DICHLOROPROPENE	UG/L	1	U	
CYCLOHEXANE	UG/L	1	U	
DICHLORODIFLUOROMETHANE	UG/L	1	U	
ETHYLBENZENE	UG/L	1	U	
ISOPROPYLBENZENE	UG/L	1	U	
METHYL ACETATE	UG/L	1	U	
METHYL CYCLOHEXANE	UG/L	1	U	
METHYL TERT-BUTYL ETHER	UG/L	1	U	
METHYLENE CHLORIDE	UG/L	1	U	
STYRENE	UG/L	1	U	
TETRACHLOROETHENE	UG/L	1	U	
TOLUENE	UG/L	1	U	
TOTAL XYLENES	UG/L	3	U	
TRANS-1,2-DICHLOROETHENE	UG/L	1	U	
TRANS-1,3-DICHLOROPROPENE	UG/L	1	U	
TRICHLOROETHENE	UG/L	0.36	J	P
TRICHLOROFLUOROMETHANE	UG/L	1	U	
VINYL CHLORIDE	UG/L	1	U	
1,1,1-TRICHLOROETHANE	UG/L	1	U	
1,1,2,2-TETRACHLOROETHANE	UG/L	1	U	
1,1,2-TRICHLOROETHANE	UG/L	1	U	
1,1,2-TRICHLOROTRIFLUOROET	UG/L	1	U	
1,1-DICHLOROETHANE	UG/L	1	U	
1,1-DICHLOROETHENE	UG/L	1	U	
1,2,4-TRICHLOROBENZENE	UG/L	1	U	
1,2-DIBROMO-3-CHLOROPROPA	UG/L	1	U	
1,2-DIBROMOETHANE	UG/L	1	U	
1,2-DICHLOROBENZENE	UG/L	1	U	
1,2-DICHLOROETHANE	UG/L	1	U	
1,2-DICHLOROPROPANE	UG/L	1	U	
1,3-DICHLOROBENZENE	UG/L	1	U	
1,4-DICHLOROBENZENE	UG/L	1	U	
2-BUTANONE	UG/L	5	U	
2-HEXANONE	UG/L	5	U	
4-METHYL-2-PENTANONE	UG/L	5	U	
ACETONE	UG/L	2.6	B	B
BENZENE	UG/L	1	U	
BROMODICHLOROMETHANE	UG/L	1	U	
BROMOFORM	UG/L	1	U	
BROMOMETHANE	UG/L	1	U	
CARBON DISULFIDE	UG/L	1	U	
CARBON TETRACHLORIDE	UG/L	1	U	
CHLOROBENZENE	UG/L	1	U	
CHLORODIBROMOMETHANE	UG/L	1	U	
CHLOROETHANE	UG/L	1	U	
CHLOROFORM	UG/L	1	U	
CHLOROMETHANE	UG/L	0.15	B	B
CIS-1,2-DICHLOROETHENE	UG/L	0.3	J	P
CIS-1,3-DICHLOROPROPENE	UG/L	1	U	
CYCLOHEXANE	UG/L	1	U	
DICHLORODIFLUOROMETHANE	UG/L	1	U	

PROJ_NO: 00998

SDG: C7K020216 MEDIA: WATER DATA FRACTION: OV

nsample	FMC 22
samp_date	10/31/2007
lab_id	C7K020216010
qc_type	NM
Pct_Solids	
DUP_OF:	

Parameter	units	Result	Val Qual	Qual Code
ETHYLBENZENE	UG/L	1	U	
ISOPROPYLBENZENE	UG/L	1	U	
METHYL ACETATE	UG/L	1	U	
METHYL CYCLOHEXANE	UG/L	1	U	
METHYL TERT-BUTYL ETHER	UG/L	1	U	
METHYLENE CHLORIDE	UG/L	1	U	
STYRENE	UG/L	1	U	
TETRACHLOROETHENE	UG/L	1	U	
TOLUENE	UG/L	1	U	
TOTAL XYLENES	UG/L	3	U	
TRANS-1,2-DICHLOROETHENE	UG/L	1	U	
TRANS-1,3-DICHLOROPROPENE	UG/L	1	U	
TRICHLOROETHENE	UG/L	0.45	J	P
TRICHLOROFLUOROMETHANE	UG/L	1	U	
VINYL CHLORIDE	UG/L	1	U	

nsample	FMC 24
samp_date	10/30/2007
lab_id	C7K020216001
qc_type	NM
Pct_Solids	
DUP_OF:	

Parameter	units	Result	Val Qual	Qual Code
1,1,1-TRICHLOROETHANE	UG/L	1	U	
1,1,2,2-TETRACHLOROETHANE	UG/L	1	U	
1,1,2-TRICHLOROETHANE	UG/L	1	U	
1,1,2-TRICHLOROTRIFLUOROET	UG/L	1	U	
1,1-DICHLOROETHANE	UG/L	1	U	
1,1-DICHLOROETHENE	UG/L	1	U	
1,2,4-TRICHLOROBENZENE	UG/L	1	U	
1,2-DIBROMO-3-CHLOROPROPA	UG/L	1	U	
1,2-DIBROMOETHANE	UG/L	1	U	
1,2-DICHLOROBENZENE	UG/L	1	U	
1,2-DICHLOROETHANE	UG/L	1	U	
1,2-DICHLOROPROPANE	UG/L	1	U	
1,3-DICHLOROBENZENE	UG/L	1	U	
1,4-DICHLOROBENZENE	UG/L	1	U	
2-BUTANONE	UG/L	5	U	
2-HEXANONE	UG/L	5	U	
4-METHYL-2-PENTANONE	UG/L	5	U	
ACETONE	UG/L	2.8	B	B
BENZENE	UG/L	1	U	
BROMODICHLOROMETHANE	UG/L	1	U	
BROMOFORM	UG/L	1	U	
BROMOMETHANE	UG/L	1	U	
CARBON DISULFIDE	UG/L	1	U	
CARBON TETRACHLORIDE	UG/L	1	U	
CHLOROBENZENE	UG/L	1	U	
CHLORODIBROMOMETHANE	UG/L	1	U	
CHLOROETHANE	UG/L	1	U	
CHLOROFORM	UG/L	1	U	
CHLOROMETHANE	UG/L	1	U	
CIS-1,2-DICHLOROETHENE	UG/L	1	U	
CIS-1,3-DICHLOROPROPENE	UG/L	1	U	
CYCLOHEXANE	UG/L	1	U	
DICHLORODIFLUOROMETHANE	UG/L	1	U	

nsample	FMC 24
samp_date	10/30/2007
lab_id	C7K020216001
qc_type	NM
Pct_Solids	
DUP_OF:	

Parameter	units	Result	Val Qual	Qual Code
ETHYLBENZENE	UG/L	1	U	
ISOPROPYLBENZENE	UG/L	1	U	
METHYL ACETATE	UG/L	1	U	
METHYL CYCLOHEXANE	UG/L	1	U	
METHYL TERT-BUTYL ETHER	UG/L	1	U	
METHYLENE CHLORIDE	UG/L	1	U	
STYRENE	UG/L	1	U	
TETRACHLOROETHENE	UG/L	1	U	
TOLUENE	UG/L	1	U	
TOTAL XYLENES	UG/L	3	U	
TRANS-1,2-DICHLOROETHENE	UG/L	1	U	
TRANS-1,3-DICHLOROPROPENE	UG/L	1	U	
TRICHLOROETHENE	UG/L	0.27	J	P
TRICHLOROFLUOROMETHANE	UG/L	1	U	
VINYL CHLORIDE	UG/L	1	U	

PROJ_NO: 00998

SDG: C7K020216 MEDIA: WATER DATA FRACTION: OV

nsample	FMC 25
samp_date	11/1/2007
lab_id	C7K020216014
qc_type	NM
Pct_Solids	
DUP_OF:	

Parameter	units	Result	Val Qual	Qual Code
1,1,1-TRICHLOROETHANE	UG/L	1	U	
1,1,2,2-TETRACHLOROETHANE	UG/L	1	U	
1,1,2-TRICHLOROETHANE	UG/L	1	U	
1,1,2-TRICHLOROTRIFLUOROET	UG/L	1	U	
1,1-DICHLOROETHANE	UG/L	1	U	
1,1-DICHLOROETHENE	UG/L	1	U	
1,2,4-TRICHLOROBENZENE	UG/L	1	U	
1,2-DIBROMO-3-CHLOROPROPA	UG/L	1	U	
1,2-DIBROMOETHANE	UG/L	1	U	
1,2-DICHLOROBENZENE	UG/L	1	U	
1,2-DICHLOROETHANE	UG/L	1	U	
1,2-DICHLOROPROPANE	UG/L	1	U	
1,3-DICHLOROBENZENE	UG/L	1	U	
1,4-DICHLOROBENZENE	UG/L	1	U	
2-BUTANONE	UG/L	5	U	
2-HEXANONE	UG/L	5	U	
4-METHYL-2-PENTANONE	UG/L	5	U	
ACETONE	UG/L	3.8	B	B
BENZENE	UG/L	1	U	
BROMODICHLOROMETHANE	UG/L	1	U	
BROMOFORM	UG/L	1	U	
BROMOMETHANE	UG/L	1	U	
CARBON DISULFIDE	UG/L	1	U	
CARBON TETRACHLORIDE	UG/L	1	U	
CHLOROBENZENE	UG/L	1	U	
CHLORODIBROMOMETHANE	UG/L	1	U	
CHLOROETHANE	UG/L	1	U	
CHLOROFORM	UG/L	1	U	
CHLOROMETHANE	UG/L	1	U	
CIS-1,2-DICHLOROETHENE	UG/L	1	U	
CIS-1,3-DICHLOROPROPENE	UG/L	1	U	
CYCLOHEXANE	UG/L	1	U	
DICHLORODIFLUOROMETHANE	UG/L	1	U	

nsample	FMC 25
samp_date	11/1/2007
lab_id	C7K020216014
qc_type	NM
Pct_Solids	
DUP_OF:	

Parameter	units	Result	Val Qual	Qual Code
ETHYLBENZENE	UG/L	1	U	
ISOPROPYLBENZENE	UG/L	1	U	
METHYL ACETATE	UG/L	1	U	
METHYL CYCLOHEXANE	UG/L	1	U	
METHYL TERT-BUTYL ETHER	UG/L	1	U	
METHYLENE CHLORIDE	UG/L	1	U	
STYRENE	UG/L	1	U	
TETRACHLOROETHENE	UG/L	1	U	
TOLUENE	UG/L	1	U	
TOTAL XYLENES	UG/L	3	U	
TRANS-1,2-DICHLOROETHENE	UG/L	1	U	
TRANS-1,3-DICHLOROPROPENE	UG/L	1	U	
TRICHLOROETHENE	UG/L	1	U	
TRICHLOROFLUOROMETHANE	UG/L	1	U	
VINYL CHLORIDE	UG/L	1	U	

nsample	FMC 26
samp_date	11/1/2007
lab_id	C7K020216015
qc_type	NM
Pct_Solids	
DUP_OF:	

Parameter	units	Result	Val Qual	Qual Code
1,1,1-TRICHLOROETHANE	UG/L	1	U	
1,1,2,2-TETRACHLOROETHANE	UG/L	1	U	
1,1,2-TRICHLOROETHANE	UG/L	1	U	
1,1,2-TRICHLOROTRIFLUOROET	UG/L	1	U	
1,1-DICHLOROETHANE	UG/L	1	U	
1,1-DICHLOROETHENE	UG/L	1	U	
1,2,4-TRICHLOROBENZENE	UG/L	1	U	
1,2-DIBROMO-3-CHLOROPROPA	UG/L	1	U	
1,2-DIBROMOETHANE	UG/L	1	U	
1,2-DICHLOROBENZENE	UG/L	1	U	
1,2-DICHLOROETHANE	UG/L	1	U	
1,2-DICHLOROPROPANE	UG/L	1	U	
1,3-DICHLOROBENZENE	UG/L	1	U	
1,4-DICHLOROBENZENE	UG/L	1	U	
2-BUTANONE	UG/L	5	U	
2-HEXANONE	UG/L	5	U	
4-METHYL-2-PENTANONE	UG/L	5	U	
ACETONE	UG/L	2.7	B	B
BENZENE	UG/L	1	U	
BROMODICHLOROMETHANE	UG/L	1	U	
BROMOFORM	UG/L	1	U	
BROMOMETHANE	UG/L	1	U	
CARBON DISULFIDE	UG/L	1	U	
CARBON TETRACHLORIDE	UG/L	1	U	
CHLOROBENZENE	UG/L	1	U	
CHLORODIBROMOMETHANE	UG/L	1	U	
CHLOROETHANE	UG/L	1	U	
CHLOROFORM	UG/L	1	U	
CHLOROMETHANE	UG/L	0.14	B	B
CIS-1,2-DICHLOROETHENE	UG/L	1	U	
CIS-1,3-DICHLOROPROPENE	UG/L	1	U	
CYCLOHEXANE	UG/L	1	U	
DICHLORODIFLUOROMETHANE	UG/L	1	U	

PROJ_NO: 00998

SDG: C7K020216 MEDIA: WATER DATA FRACTION: OV

nsample	FMC 26
samp_date	11/1/2007
lab_id	C7K020216015
qc_type	NM
Pct_Solids	
DUP_OF:	

Parameter	units	Result	Val Qual	Qual Code
ETHYLBENZENE	UG/L	1	U	
ISOPROPYLBENZENE	UG/L	1	U	
METHYL ACETATE	UG/L	1	U	
METHYL CYCLOHEXANE	UG/L	1	U	
METHYL TERT-BUTYL ETHER	UG/L	1	U	
METHYLENE CHLORIDE	UG/L	1	U	
STYRENE	UG/L	1	U	
TETRACHLOROETHENE	UG/L	1	U	
TOLUENE	UG/L	1	U	
TOTAL XYLENES	UG/L	3	U	
TRANS-1,2-DICHLOROETHENE	UG/L	1	U	
TRANS-1,3-DICHLOROPROPENE	UG/L	1	U	
TRICHLOROETHENE	UG/L	1	U	
TRICHLOROFLUOROMETHANE	UG/L	1	U	
VINYL CHLORIDE	UG/L	1	U	

nsample	FMC 3
samp_date	10/31/2007
lab_id	C7K020216011
qc_type	NM
Pct_Solids	
DUP_OF:	

Parameter	units	Result	Val Qual	Qual Code
1,1,1-TRICHLOROETHANE	UG/L	1	U	
1,1,2,2-TETRACHLOROETHANE	UG/L	1	U	
1,1,2-TRICHLOROETHANE	UG/L	1	U	
1,1,2-TRICHLOROTRIFLUOROET	UG/L	1	U	
1,1-DICHLOROETHANE	UG/L	1	U	
1,1-DICHLOROETHENE	UG/L	1	U	
1,2,4-TRICHLOROBENZENE	UG/L	1	U	
1,2-DIBROMO-3-CHLOROPROPA	UG/L	1	U	
1,2-DIBROMOETHANE	UG/L	1	U	
1,2-DICHLOROBENZENE	UG/L	1	U	
1,2-DICHLOROETHANE	UG/L	1	U	
1,2-DICHLOROPROPANE	UG/L	1	U	
1,3-DICHLOROBENZENE	UG/L	1	U	
1,4-DICHLOROBENZENE	UG/L	1	U	
2-BUTANONE	UG/L	5	U	
2-HEXANONE	UG/L	5	U	
4-METHYL-2-PENTANONE	UG/L	5	U	
ACETONE	UG/L	5.4	B	B
BENZENE	UG/L	1	U	
BROMODICHLOROMETHANE	UG/L	1	U	
BROMOFORM	UG/L	1	U	
BROMOMETHANE	UG/L	1	U	
CARBON DISULFIDE	UG/L	1	U	
CARBON TETRACHLORIDE	UG/L	1	U	
CHLOROBENZENE	UG/L	1	U	
CHLORODIBROMOMETHANE	UG/L	1	U	
CHLOROETHANE	UG/L	1	U	
CHLOROFORM	UG/L	1	U	
CHLOROMETHANE	UG/L	0.26	B	B
CIS-1,2-DICHLOROETHENE	UG/L	0.25	J	P
CIS-1,3-DICHLOROPROPENE	UG/L	1	U	
CYCLOHEXANE	UG/L	1	U	
DICHLORODIFLUOROMETHANE	UG/L	1	U	

nsample	FMC 3
samp_date	10/31/2007
lab_id	C7K020216011
qc_type	NM
Pct_Solids	
DUP_OF:	

Parameter	units	Result	Val Qual	Qual Code
ETHYLBENZENE	UG/L	1	U	
ISOPROPYLBENZENE	UG/L	1	U	
METHYL ACETATE	UG/L	1	U	
METHYL CYCLOHEXANE	UG/L	1	U	
METHYL TERT-BUTYL ETHER	UG/L	1	U	
METHYLENE CHLORIDE	UG/L	1	U	
STYRENE	UG/L	1	U	
TETRACHLOROETHENE	UG/L	1	U	
TOLUENE	UG/L	1	U	
TOTAL XYLENES	UG/L	3	U	
TRANS-1,2-DICHLOROETHENE	UG/L	1	U	
TRANS-1,3-DICHLOROPROPENE	UG/L	1	U	
TRICHLOROETHENE	UG/L	0.53	J	P
TRICHLOROFLUOROMETHANE	UG/L	1	U	
VINYL CHLORIDE	UG/L	1	U	

PROJ_NO: 00998

SDG: C7K020216 MEDIA: WATER DATA FRACTION: OV

nsample	FMC 5	nsample	FMC 5	nsample	FMC 7
samp_date	10/31/2007	samp_date	10/31/2007	samp_date	10/31/2007
lab_id	C7K020216012	lab_id	C7K020216012	lab_id	C7K020216013
qc_type	NM	qc_type	NM	qc_type	NM
Pct_Solids		Pct_Solids		Pct_Solids	
DUP_OF:		DUP_OF:		DUP_OF:	

Parameter	units	Result	Val Qual	Qual Code
1,1,1-TRICHLOROETHANE	UG/L	1	U	
1,1,2,2-TETRACHLOROETHANE	UG/L	1	U	
1,1,2-TRICHLOROETHANE	UG/L	1	U	
1,1,2-TRICHLOROTRIFLUOROET	UG/L	1	U	
1,1-DICHLOROETHANE	UG/L	1	U	
1,1-DICHLOROETHENE	UG/L	1	U	
1,2,4-TRICHLOROBENZENE	UG/L	1	U	
1,2-DIBROMO-3-CHLOROPROPA	UG/L	1	U	
1,2-DIBROMOETHANE	UG/L	1	U	
1,2-DICHLOROBENZENE	UG/L	1	U	
1,2-DICHLOROETHANE	UG/L	1	U	
1,2-DICHLOROPROPANE	UG/L	1	U	
1,3-DICHLOROBENZENE	UG/L	1	U	
1,4-DICHLOROBENZENE	UG/L	1	U	
2-BUTANONE	UG/L	5	U	
2-HEXANONE	UG/L	5	U	
4-METHYL-2-PENTANONE	UG/L	5	U	
ACETONE	UG/L	2.8	B	B
BENZENE	UG/L	1	U	
BROMODICHLOROMETHANE	UG/L	1	U	
BROMOFORM	UG/L	1	U	
BROMOMETHANE	UG/L	1	U	
CARBON DISULFIDE	UG/L	1	U	
CARBON TETRACHLORIDE	UG/L	1	U	
CHLOROBENZENE	UG/L	1	U	
CHLORODIBROMOMETHANE	UG/L	1	U	
CHLOROETHANE	UG/L	1	U	
CHLOROFORM	UG/L	1	U	
CHLOROMETHANE	UG/L	1	U	
CIS-1,2-DICHLOROETHENE	UG/L	0.18	J	P
CIS-1,3-DICHLOROPROPENE	UG/L	1	U	
CYCLOHEXANE	UG/L	1	U	
DICHLORODIFLUOROMETHANE	UG/L	1	U	

Parameter	units	Result	Val Qual	Qual Code
ETHYLBENZENE	UG/L	1	U	
ISOPROPYLBENZENE	UG/L	1	U	
METHYL ACETATE	UG/L	1	U	
METHYL CYCLOHEXANE	UG/L	1	U	
METHYL TERT-BUTYL ETHER	UG/L	1	U	
METHYLENE CHLORIDE	UG/L	1	U	
STYRENE	UG/L	1	U	
TETRACHLOROETHENE	UG/L	1	U	
TOLUENE	UG/L	1	U	
TOTAL XYLENES	UG/L	3	U	
TRANS-1,2-DICHLOROETHENE	UG/L	1	U	
TRANS-1,3-DICHLOROPROPENE	UG/L	1	U	
TRICHLOROETHENE	UG/L	0.5	J	P
TRICHLOROFLUOROMETHANE	UG/L	1	U	
VINYL CHLORIDE	UG/L	1	U	

Parameter	units	Result	Val Qual	Qual Code
1,1,1-TRICHLOROETHANE	UG/L	1	U	
1,1,2,2-TETRACHLOROETHANE	UG/L	1	U	
1,1,2-TRICHLOROETHANE	UG/L	1	U	
1,1,2-TRICHLOROTRIFLUOROET	UG/L	1	U	
1,1-DICHLOROETHANE	UG/L	1	U	
1,1-DICHLOROETHENE	UG/L	1	U	
1,2,4-TRICHLOROBENZENE	UG/L	1	U	
1,2-DIBROMO-3-CHLOROPROPA	UG/L	1	U	
1,2-DIBROMOETHANE	UG/L	1	U	
1,2-DICHLOROBENZENE	UG/L	1	U	
1,2-DICHLOROETHANE	UG/L	1	U	
1,2-DICHLOROPROPANE	UG/L	1	U	
1,3-DICHLOROBENZENE	UG/L	1	U	
1,4-DICHLOROBENZENE	UG/L	1	U	
2-BUTANONE	UG/L	5	U	
2-HEXANONE	UG/L	5	U	
4-METHYL-2-PENTANONE	UG/L	5	U	
ACETONE	UG/L	4.6	B	B
BENZENE	UG/L	1	U	
BROMODICHLOROMETHANE	UG/L	1	U	
BROMOFORM	UG/L	1	U	
BROMOMETHANE	UG/L	1	U	
CARBON DISULFIDE	UG/L	1	U	
CARBON TETRACHLORIDE	UG/L	1	U	
CHLOROBENZENE	UG/L	1	U	
CHLORODIBROMOMETHANE	UG/L	1	U	
CHLOROETHANE	UG/L	1	U	
CHLOROFORM	UG/L	1	U	
CHLOROMETHANE	UG/L	0.19	B	B
CIS-1,2-DICHLOROETHENE	UG/L	0.18	J	P
CIS-1,3-DICHLOROPROPENE	UG/L	1	U	
CYCLOHEXANE	UG/L	1	U	
DICHLORODIFLUOROMETHANE	UG/L	1	U	

PROJ_NO: 00998

SDG: C7K020216 MEDIA: WATER DATA FRACTION: OV

nsample	FMC 7
samp_date	10/31/2007
lab_id	C7K020216013
qc_type	NM
Pct_Solids	
DUP_OF:	

Parameter	units	Result	Val Qual	Qual Code
ETHYLBENZENE	UG/L	1	U	
ISOPROPYLBENZENE	UG/L	1	U	
METHYL ACETATE	UG/L	1	U	
METHYL CYCLOHEXANE	UG/L	1	U	
METHYL TERT-BUTYL ETHER	UG/L	1	U	
METHYLENE CHLORIDE	UG/L	1	U	
STYRENE	UG/L	1	U	
TETRACHLOROETHENE	UG/L	1	U	
TOLUENE	UG/L	1	U	
TOTAL XYLENES	UG/L	3	U	
TRANS-1,2-DICHLOROETHENE	UG/L	1	U	
TRANS-1,3-DICHLOROPROPENE	UG/L	1	U	
TRICHLOROETHENE	UG/L	0.53	J	P
TRICHLOROFLUOROMETHANE	UG/L	1	U	
VINYL CHLORIDE	UG/L	1	U	

nsample	FMC 9
samp_date	10/30/2007
lab_id	C7K020216002
qc_type	NM
Pct_Solids	
DUP_OF:	

Parameter	units	Result	Val Qual	Qual Code
1,1,1-TRICHLOROETHANE	UG/L	1	U	
1,1,2,2-TETRACHLOROETHANE	UG/L	1	U	
1,1,2-TRICHLOROETHANE	UG/L	1	U	
1,1,2-TRICHLOROTRIFLUOROET	UG/L	1	U	
1,1-DICHLOROETHANE	UG/L	1	U	
1,1-DICHLOROETHENE	UG/L	1	U	
1,2,4-TRICHLOROBENZENE	UG/L	1	U	
1,2-DIBROMO-3-CHLOROPROPA	UG/L	1	U	
1,2-DIBROMOETHANE	UG/L	1	U	
1,2-DICHLOROBENZENE	UG/L	1	U	
1,2-DICHLOROETHANE	UG/L	1	U	
1,2-DICHLOROPROPANE	UG/L	1	U	
1,3-DICHLOROBENZENE	UG/L	1	U	
1,4-DICHLOROBENZENE	UG/L	1	U	
2-BUTANONE	UG/L	5	U	
2-HEXANONE	UG/L	5	U	
4-METHYL-2-PENTANONE	UG/L	5	U	
ACETONE	UG/L	2.5	B	B
BENZENE	UG/L	1	U	
BROMODICHLOROMETHANE	UG/L	1	U	
BROMOFORM	UG/L	1	U	
BROMOMETHANE	UG/L	1	U	
CARBON DISULFIDE	UG/L	1	U	
CARBON TETRACHLORIDE	UG/L	1	U	
CHLOROBENZENE	UG/L	1	U	
CHLORODIBROMOMETHANE	UG/L	1	U	
CHLOROETHANE	UG/L	1	U	
CHLOROFORM	UG/L	1	U	
CHLOROMETHANE	UG/L	1	U	
CIS-1,2-DICHLOROETHENE	UG/L	0.22	J	P
CIS-1,3-DICHLOROPROPENE	UG/L	1	U	
CYCLOHEXANE	UG/L	1	U	
DICHLORODIFLUOROMETHANE	UG/L	1	U	

nsample	FMC 9
samp_date	10/30/2007
lab_id	C7K020216002
qc_type	NM
Pct_Solids	
DUP_OF:	

Parameter	units	Result	Val Qual	Qual Code
ETHYLBENZENE	UG/L	1	U	
ISOPROPYLBENZENE	UG/L	1	U	
METHYL ACETATE	UG/L	1	U	
METHYL CYCLOHEXANE	UG/L	1	U	
METHYL TERT-BUTYL ETHER	UG/L	1	U	
METHYLENE CHLORIDE	UG/L	1	U	
STYRENE	UG/L	1	U	
TETRACHLOROETHENE	UG/L	1	U	
TOLUENE	UG/L	1	U	
TOTAL XYLENES	UG/L	3	U	
TRANS-1,2-DICHLOROETHENE	UG/L	1	U	
TRANS-1,3-DICHLOROPROPENE	UG/L	1	U	
TRICHLOROETHENE	UG/L	0.32	J	P
TRICHLOROFLUOROMETHANE	UG/L	1	U	
VINYL CHLORIDE	UG/L	0.13	J	P

PROJ_NO: 00998

SDG: C7K020216 MEDIA: WATER DATA FRACTION: OV

nsample	TripBlank#1
samp_date	10/30/2007
lab_id	C7K020216016
qc_type	NM
Pct_Solids	
DUP_OF:	

Parameter	units	Result	Val Qual	Qual Code
1,1,1-TRICHLOROETHANE	UG/L	1	U	
1,1,2,2-TETRACHLOROETHANE	UG/L	1	U	
1,1,2-TRICHLOROETHANE	UG/L	1	U	
1,1,2-TRICHLOROTRIFLUOROET	UG/L	1	U	
1,1-DICHLOROETHANE	UG/L	1	U	
1,1-DICHLOROETHENE	UG/L	1	U	
1,2,4-TRICHLOROBENZENE	UG/L	1	U	
1,2-DIBROMO-3-CHLOROPROPA	UG/L	1	U	
1,2-DIBROMOETHANE	UG/L	1	U	
1,2-DICHLOROBENZENE	UG/L	1	U	
1,2-DICHLOROETHANE	UG/L	1	U	
1,2-DICHLOROPROPANE	UG/L	1	U	
1,3-DICHLOROBENZENE	UG/L	1	U	
1,4-DICHLOROBENZENE	UG/L	1	U	
2-BUTANONE	UG/L	5	U	
2-HEXANONE	UG/L	5	U	
4-METHYL-2-PENTANONE	UG/L	5	U	
ACETONE	UG/L	3.3	J	EP
BENZENE	UG/L	1	U	
BROMODICHLOROMETHANE	UG/L	1	U	
BROMOFORM	UG/L	1	U	
BROMOMETHANE	UG/L	1	U	
CARBON DISULFIDE	UG/L	1	U	
CARBON TETRACHLORIDE	UG/L	1	U	
CHLOROBENZENE	UG/L	1	U	
CHLORODIBROMOMETHANE	UG/L	1	U	
CHLOROETHANE	UG/L	1	U	
CHLOROFORM	UG/L	1	U	
CHLOROMETHANE	UG/L	1	U	
CIS-1,2-DICHLOROETHENE	UG/L	1	U	
CIS-1,3-DICHLOROPROPENE	UG/L	1	U	
CYCLOHEXANE	UG/L	1	U	
DICHLORODIFLUOROMETHANE	UG/L	1	U	

nsample	TripBlank#1
samp_date	10/30/2007
lab_id	C7K020216016
qc_type	NM
Pct_Solids	
DUP_OF:	

Parameter	units	Result	Val Qual	Qual Code
ETHYLBENZENE	UG/L	1	U	
ISOPROPYLBENZENE	UG/L	1	U	
METHYL ACETATE	UG/L	1	U	
METHYL CYCLOHEXANE	UG/L	1	U	
METHYL TERT-BUTYL ETHER	UG/L	1	U	
METHYLENE CHLORIDE	UG/L	1	U	
STYRENE	UG/L	1	U	
TETRACHLOROETHENE	UG/L	1	U	
TOLUENE	UG/L	0.24	J	P
TOTAL XYLENES	UG/L	3	U	
TRANS-1,2-DICHLOROETHENE	UG/L	1	U	
TRANS-1,3-DICHLOROPROPENE	UG/L	1	U	
TRICHLOROETHENE	UG/L	1	U	
TRICHLOROFLUOROMETHANE	UG/L	1	U	
VINYL CHLORIDE	UG/L	1	U	

nsample	TripBlank#2
samp_date	10/30/2007
lab_id	C7K020216017
qc_type	NM
Pct_Solids	
DUP_OF:	

Parameter	units	Result	Val Qual	Qual Code
1,1,1-TRICHLOROETHANE	UG/L	1	U	
1,1,2,2-TETRACHLOROETHANE	UG/L	1	U	
1,1,2-TRICHLOROETHANE	UG/L	1	U	
1,1,2-TRICHLOROTRIFLUOROET	UG/L	1	U	
1,1-DICHLOROETHANE	UG/L	1	U	
1,1-DICHLOROETHENE	UG/L	1	U	
1,2,4-TRICHLOROBENZENE	UG/L	1	U	
1,2-DIBROMO-3-CHLOROPROPA	UG/L	1	U	
1,2-DIBROMOETHANE	UG/L	1	U	
1,2-DICHLOROBENZENE	UG/L	1	U	
1,2-DICHLOROETHANE	UG/L	1	U	
1,2-DICHLOROPROPANE	UG/L	1	U	
1,3-DICHLOROBENZENE	UG/L	1	U	
1,4-DICHLOROBENZENE	UG/L	1	U	
2-BUTANONE	UG/L	5	U	
2-HEXANONE	UG/L	5	U	
4-METHYL-2-PENTANONE	UG/L	5	U	
ACETONE	UG/L	11	K	E
BENZENE	UG/L	1	U	
BROMODICHLOROMETHANE	UG/L	1	U	
BROMOFORM	UG/L	1	U	
BROMOMETHANE	UG/L	1	U	
CARBON DISULFIDE	UG/L	1	U	
CARBON TETRACHLORIDE	UG/L	1	U	
CHLOROBENZENE	UG/L	1	U	
CHLORODIBROMOMETHANE	UG/L	1	U	
CHLOROETHANE	UG/L	1	U	
CHLOROFORM	UG/L	1	U	
CHLOROMETHANE	UG/L	0.15	J	P
CIS-1,2-DICHLOROETHENE	UG/L	1	U	
CIS-1,3-DICHLOROPROPENE	UG/L	1	U	
CYCLOHEXANE	UG/L	1	U	
DICHLORODIFLUOROMETHANE	UG/L	1	U	

PROJ_NO: 00998

SDG: C7K020216 MEDIA: WATER DATA FRACTION: OV

nsample	TripBlank#2
samp_date	10/30/2007
lab_id	C7K020216017
qc_type	NM
Pct_Solids	
DUP_OF:	

Parameter	units	Result	Val Qual	Qual Code
ETHYLBENZENE	UG/L	1	U	
ISOPROPYLBENZENE	UG/L	1	U	
METHYL ACETATE	UG/L	1	U	
METHYL CYCLOHEXANE	UG/L	1	U	
METHYL TERT-BUTYL ETHER	UG/L	1	U	
METHYLENE CHLORIDE	UG/L	1	U	
STYRENE	UG/L	1	U	
TETRACHLOROETHENE	UG/L	1	U	
TOLUENE	UG/L	0.39	J	P
TOTAL XYLENES	UG/L	3	U	
TRANS-1,2-DICHLOROETHENE	UG/L	1	U	
TRANS-1,3-DICHLOROPROPENE	UG/L	1	U	
TRICHLOROETHENE	UG/L	1	U	
TRICHLOROFLUOROMETHANE	UG/L	1	U	
VINYL CHLORIDE	UG/L	1	U	

PROJ_NO: 00998

SDG: C7K020216 MEDIA: WATER DATA FRACTION: OS

nsample	FMC 10DL	nsample	FMC 10DL	nsample	FMC 11DL
samp_date	10/30/2007	samp_date	10/30/2007	samp_date	10/30/2007
lab_id	C7K020216003	lab_id	C7K020216003	lab_id	C7K020216004
qc_type	NM	qc_type	NM	qc_type	NM
Pct_Solids		Pct_Solids		Pct_Solids	
DUP_OF:		DUP_OF:		DUP_OF:	

Parameter	units	Result	Val Qual	Qual Code
1,1-BIPHENYL	UG/L	1.1	U	
2,2'-OXYBIS(1-CHLOROPROPAN	UG/L	0.21	U	
2,4,5-TRICHLOROPHENOL	UG/L	1.1	U	
2,4,6-TRICHLOROPHENOL	UG/L	1.1	U	
2,4-DICHLOROPHENOL	UG/L	0.21	U	
2,4-DIMETHYLPHENOL	UG/L	1.1	U	
2,4-DINITROPHENOL	UG/L	5.3	U	
2,4-DINITROTOLUENE	UG/L	1.1	U	
2,6-DINITROTOLUENE	UG/L	1.1	U	
2-CHLORONAPHTHALENE	UG/L	0.21	U	
2-CHLOROPHENOL	UG/L	1.1	U	
2-METHYLNAPHTHALENE	UG/L	0.21	U	
2-METHYLPHENOL	UG/L	1.1	U	
2-NITROANILINE	UG/L	5.3	U	
2-NITROPHENOL	UG/L	1.1	U	
3,3'-DICHLOROBENZIDINE	UG/L	1.1	U	
3-NITROANILINE	UG/L	5.3	U	
4,6-DINITRO-2-METHYLPHENOL	UG/L	5.3	U	
4-BROMOPHENYL PHENYL ETH	UG/L	1.1	U	
4-CHLORO-3-METHYLPHENOL	UG/L	1.1	U	
4-CHLOROANILINE	UG/L	1.1	U	
4-CHLOROPHENYL PHENYL ETH	UG/L	1.1	U	
4-METHYLPHENOL	UG/L	1.1	U	
4-NITROANILINE	UG/L	5.3	U	
4-NITROPHENOL	UG/L	5.3	U	
ACENAPHTHENE	UG/L	0.21	U	
ACENAPHTHYLENE	UG/L	0.21	U	
ACETOPHENONE	UG/L	1.1	U	
ANTHRACENE	UG/L	0.21	U	
ATRAZINE	UG/L	1.1	U	
BENZALDEHYDE	UG/L	1.1	U	
BENZO(A)ANTHRACENE	UG/L	0.21	U	
BENZO(A)PYRENE	UG/L	0.21	U	

Parameter	units	Result	Val Qual	Qual Code
BENZO(B)FLUORANTHENE	UG/L	0.21	U	
BENZO(G,H,I)PERYLENE	UG/L	0.21	U	
BENZO(K)FLUORANTHENE	UG/L	0.21	U	
BIS(2-CHLOROETHOXY)METHAN	UG/L	1.1	U	
BIS(2-CHLOROETHYL)ETHER	UG/L	0.21	U	
BIS(2-ETHYLHEXYL)PHTHALATE	UG/L	0.13	J	P
BUTYL BENZYL PHTHALATE	UG/L	1.1	U	
CAPROLACTAM	UG/L	1.1	U	
CARBAZOLE	UG/L	0.097	J	P
CHRYSENE	UG/L	0.21	U	
DIBENZO(A,H)ANTHRACENE	UG/L	0.21	U	
DIBENZOFURAN	UG/L	0.074	J	P
DIETHYL PHTHALATE	UG/L	1.1	U	
DIMETHYL PHTHALATE	UG/L	1.1	U	
DI-N-BUTYL PHTHALATE	UG/L	1.1	U	
DI-N-OCTYL PHTHALATE	UG/L	1.1	U	
FLUORANTHENE	UG/L	0.21	U	
FLUORENE	UG/L	0.21	U	
HEXACHLOROBENZENE	UG/L	0.21	U	
HEXACHLOROBUTADIENE	UG/L	0.21	U	
HEXACHLOROCYCLOPENTADIE	UG/L	1.1	U	
HEXACHLOROETHANE	UG/L	1.1	U	
INDENO(1,2,3-CD)PYRENE	UG/L	0.21	U	
ISOPHORONE	UG/L	1.1	U	
NAPHTHALENE	UG/L	0.21	U	
NITROBENZENE	UG/L	0.21	U	
N-NITROSO-DI-N-PROPYLAMINE	UG/L	0.21	U	
N-NITROSODIPHENYLAMINE	UG/L	0.21	U	
PENTACHLOROPHENOL	UG/L	1.1	U	
PHENANTHRENE	UG/L	0.32		
PHENOL	UG/L	0.21	U	
PYRENE	UG/L	0.21	U	

Parameter	units	Result	Val Qual	Qual Code
1,1-BIPHENYL	UG/L	1.1	U	
2,2'-OXYBIS(1-CHLOROPROPAN	UG/L	0.22	U	
2,4,5-TRICHLOROPHENOL	UG/L	1.1	U	
2,4,6-TRICHLOROPHENOL	UG/L	1.1	U	
2,4-DICHLOROPHENOL	UG/L	0.22	U	
2,4-DIMETHYLPHENOL	UG/L	1.1	U	
2,4-DINITROPHENOL	UG/L	5.5	U	
2,4-DINITROTOLUENE	UG/L	1.1	U	
2,6-DINITROTOLUENE	UG/L	1.1	U	
2-CHLORONAPHTHALENE	UG/L	0.22	U	
2-CHLOROPHENOL	UG/L	1.1	U	
2-METHYLNAPHTHALENE	UG/L	0.22	U	
2-METHYLPHENOL	UG/L	1.1	U	
2-NITROANILINE	UG/L	5.5	U	
2-NITROPHENOL	UG/L	1.1	U	
3,3'-DICHLOROBENZIDINE	UG/L	1.1	U	
3-NITROANILINE	UG/L	5.5	U	
4,6-DINITRO-2-METHYLPHENOL	UG/L	5.5	U	
4-BROMOPHENYL PHENYL ETH	UG/L	1.1	U	
4-CHLORO-3-METHYLPHENOL	UG/L	1.1	U	
4-CHLOROANILINE	UG/L	1.1	U	
4-CHLOROPHENYL PHENYL ETH	UG/L	1.1	U	
4-METHYLPHENOL	UG/L	1.1	U	
4-NITROANILINE	UG/L	5.5	U	
4-NITROPHENOL	UG/L	5.5	U	
ACENAPHTHENE	UG/L	0.22	U	
ACENAPHTHYLENE	UG/L	0.22	U	
ACETOPHENONE	UG/L	1.1	U	
ANTHRACENE	UG/L	0.22	U	
ATRAZINE	UG/L	1.1	U	
BENZALDEHYDE	UG/L	1.1	U	
BENZO(A)ANTHRACENE	UG/L	0.22	U	
BENZO(A)PYRENE	UG/L	0.22	U	

PROJ_NO: 00998

SDG: C7K020216 MEDIA: WATER DATA FRACTION: OS

nsample	FMC 11DL	nsample	FMC 12DL	nsample	FMC 12DL
samp_date	10/30/2007	samp_date	10/30/2007	samp_date	10/30/2007
lab_id	C7K020216004	lab_id	C7K020216005	lab_id	C7K020216005
qc_type	NM	qc_type	NM	qc_type	NM
Pct_Solids		Pct_Solids		Pct_Solids	
DUP_OF:		DUP_OF:		DUP_OF:	

Parameter	units	Result	Val Qual	Qual Code
BENZO(B)FLUORANTHENE	UG/L	0.22	U	
BENZO(G,H,I)PERYLENE	UG/L	0.22	U	
BENZO(K)FLUORANTHENE	UG/L	0.22	U	
BIS(2-CHLOROETHOXY)METHAN	UG/L	1.1	U	
BIS(2-CHLOROETHYL)ETHER	UG/L	0.22	U	
BIS(2-ETHYLHEXYL)PHTHALATE	UG/L	1.1	U	
BUTYL BENZYL PHTHALATE	UG/L	1.1	U	
CAPROLACTAM	UG/L	1.1	U	
CARBAZOLE	UG/L	0.22	U	
CHRYSENE	UG/L	0.22	U	
DIBENZO(A,H)ANTHRACENE	UG/L	0.22	U	
DIBENZOFURAN	UG/L	1.1	U	
DIETHYL PHTHALATE	UG/L	1.1	U	
DIMETHYL PHTHALATE	UG/L	1.1	U	
DI-N-BUTYL PHTHALATE	UG/L	1.1	U	
DI-N-OCTYL PHTHALATE	UG/L	1.1	U	
FLUORANTHENE	UG/L	0.22	U	
FLUORENE	UG/L	0.22	U	
HEXACHLOROBENZENE	UG/L	0.22	U	
HEXACHLOROBUTADIENE	UG/L	0.22	U	
HEXACHLOROCYCLOPENTADIE	UG/L	1.1	U	
HEXACHLOROETHANE	UG/L	1.1	U	
INDENO(1,2,3-CD)PYRENE	UG/L	0.22	U	
ISOPHORONE	UG/L	1.1	U	
NAPHTHALENE	UG/L	0.22	U	
NITROBENZENE	UG/L	0.22	U	
N-NITROSO-DI-N-PROPYLAMINE	UG/L	0.22	U	
N-NITROSODIPHENYLAMINE	UG/L	0.22	U	
PENTACHLOROPHENOL	UG/L	1.1	U	
PHENANTHRENE	UG/L	0.26		
PHENOL	UG/L	0.22	U	
PYRENE	UG/L	0.22	U	

Parameter	units	Result	Val Qual	Qual Code
1,1-BIPHENYL	UG/L	1	U	
2,2'-OXYBIS(1-CHLOROPROPAN	UG/L	0.21	U	
2,4,5-TRICHLOROPHENOL	UG/L	1	U	
2,4,6-TRICHLOROPHENOL	UG/L	1	U	
2,4-DICHLOROPHENOL	UG/L	0.21	U	
2,4-DIMETHYLPHENOL	UG/L	1	U	
2,4-DINITROPHENOL	UG/L	5.2	U	
2,4-DINITROTOLUENE	UG/L	1	U	
2,6-DINITROTOLUENE	UG/L	1	U	
2-CHLORONAPHTHALENE	UG/L	0.21	U	
2-CHLOROPHENOL	UG/L	1	U	
2-METHYLNAPHTHALENE	UG/L	0.21	U	
2-METHYLPHENOL	UG/L	1	U	
2-NITROANILINE	UG/L	5.2	U	
2-NITROPHENOL	UG/L	1	U	
3,3'-DICHLOROBENZIDINE	UG/L	1	U	
3-NITROANILINE	UG/L	5.2	U	
4,6-DINITRO-2-METHYLPHENOL	UG/L	5.2	U	
4-BROMOPHENYL PHENYL ETH	UG/L	1	U	
4-CHLORO-3-METHYLPHENOL	UG/L	1	U	
4-CHLOROANILINE	UG/L	1	U	
4-CHLOROPHENYL PHENYL ETH	UG/L	1	U	
4-METHYLPHENOL	UG/L	1	U	
4-NITROANILINE	UG/L	5.2	U	
4-NITROPHENOL	UG/L	5.2	U	
ACENAPHTHENE	UG/L	0.21	U	
ACENAPHTHYLENE	UG/L	0.21	U	
ACETOPHENONE	UG/L	1	U	
ANTHRACENE	UG/L	0.21	U	
ATRAZINE	UG/L	1	U	
BENZALDEHYDE	UG/L	1	U	
BENZO(A)ANTHRACENE	UG/L	0.21	U	
BENZO(A)PYRENE	UG/L	0.21	U	

Parameter	units	Result	Val Qual	Qual Code
BENZO(B)FLUORANTHENE	UG/L	0.21	U	
BENZO(G,H,I)PERYLENE	UG/L	0.21	U	
BENZO(K)FLUORANTHENE	UG/L	0.21	U	
BIS(2-CHLOROETHOXY)METHAN	UG/L	1	U	
BIS(2-CHLOROETHYL)ETHER	UG/L	0.21	U	
BIS(2-ETHYLHEXYL)PHTHALATE	UG/L	1	U	
BUTYL BENZYL PHTHALATE	UG/L	1	U	
CAPROLACTAM	UG/L	1	U	
CARBAZOLE	UG/L	0.11	J	P
CHRYSENE	UG/L	0.21	U	
DIBENZO(A,H)ANTHRACENE	UG/L	0.21	U	
DIBENZOFURAN	UG/L	0.16	J	P
DIETHYL PHTHALATE	UG/L	1	U	
DIMETHYL PHTHALATE	UG/L	1	U	
DI-N-BUTYL PHTHALATE	UG/L	1	U	
DI-N-OCTYL PHTHALATE	UG/L	1	U	
FLUORANTHENE	UG/L	0.077	J	P
FLUORENE	UG/L	0.078	J	P
HEXACHLOROBENZENE	UG/L	0.21	U	
HEXACHLOROBUTADIENE	UG/L	0.21	U	
HEXACHLOROCYCLOPENTADIE	UG/L	1	U	
HEXACHLOROETHANE	UG/L	1	U	
INDENO(1,2,3-CD)PYRENE	UG/L	0.21	U	
ISOPHORONE	UG/L	1	U	
NAPHTHALENE	UG/L	0.21	U	
NITROBENZENE	UG/L	0.21	U	
N-NITROSO-DI-N-PROPYLAMINE	UG/L	0.21	U	
N-NITROSODIPHENYLAMINE	UG/L	0.21	U	
PENTACHLOROPHENOL	UG/L	1	U	
PHENANTHRENE	UG/L	0.48		
PHENOL	UG/L	0.21	U	
PYRENE	UG/L	0.21	U	

PROJ_NO: 00998

SDG: C7K020216 MEDIA: WATER DATA FRACTION: OS

nsample	FMC 13DL	nsample	FMC 13DL	nsample	FMC 16DL
samp_date	10/30/2007	samp_date	10/30/2007	samp_date	10/31/2007
lab_id	C7K020216006	lab_id	C7K020216006	lab_id	C7K020216007
qc_type	NM	qc_type	NM	qc_type	NM
Pct_Solids		Pct_Solids		Pct_Solids	
DUP_OF:		DUP_OF:		DUP_OF:	

Parameter	units	Result	Val Qual	Qual Code
1,1-BIPHENYL	UG/L	1.1	U	
2,2'-OXYBIS(1-CHLOROPROPAN	UG/L	0.22	U	
2,4,5-TRICHLOROPHENOL	UG/L	1.1	U	
2,4,6-TRICHLOROPHENOL	UG/L	1.1	U	
2,4-DICHLOROPHENOL	UG/L	0.22	U	
2,4-DIMETHYLPHENOL	UG/L	1.1	U	
2,4-DINITROPHENOL	UG/L	5.4	U	
2,4-DINITROTOLUENE	UG/L	1.1	U	
2,6-DINITROTOLUENE	UG/L	1.1	U	
2-CHLORONAPHTHALENE	UG/L	0.22	U	
2-CHLOROPHENOL	UG/L	1.1	U	
2-METHYLNAPHTHALENE	UG/L	0.22	U	
2-METHYLPHENOL	UG/L	1.1	U	
2-NITROANILINE	UG/L	5.4	U	
2-NITROPHENOL	UG/L	1.1	U	
3,3'-DICHLOROBENZIDINE	UG/L	1.1	U	
3-NITROANILINE	UG/L	5.4	U	
4,6-DINITRO-2-METHYLPHENOL	UG/L	5.4	U	
4-BROMOPHENYL PHENYL ETH	UG/L	1.1	U	
4-CHLORO-3-METHYLPHENOL	UG/L	1.1	U	
4-CHLOROANILINE	UG/L	1.1	U	
4-CHLOROPHENYL PHENYL ETH	UG/L	1.1	U	
4-METHYLPHENOL	UG/L	1.1	U	
4-NITROANILINE	UG/L	5.4	U	
4-NITROPHENOL	UG/L	5.4	U	
ACENAPHTHENE	UG/L	0.22	U	
ACENAPHTHYLENE	UG/L	0.22	U	
ACETOPHENONE	UG/L	1.1	U	
ANTHRACENE	UG/L	0.22	U	
ATRAZINE	UG/L	1.1	U	
BENZALDEHYDE	UG/L	1.1	U	
BENZO(A)ANTHRACENE	UG/L	0.22	U	
BENZO(A)PYRENE	UG/L	0.22	U	

Parameter	units	Result	Val Qual	Qual Code
BENZO(B)FLUORANTHENE	UG/L	0.22	U	
BENZO(G,H,I)PERYLENE	UG/L	0.22	U	
BENZO(K)FLUORANTHENE	UG/L	0.22	U	
BIS(2-CHLOROETHOXY)METHAN	UG/L	1.1	U	
BIS(2-CHLOROETHYL)ETHER	UG/L	0.22	U	
BIS(2-ETHYLHEXYL)PHTHALATE	UG/L	1.1	U	
BUTYL BENZYL PHTHALATE	UG/L	0.17	J	P
CAPROLACTAM	UG/L	1.1	U	
CARBAZOLE	UG/L	0.19	J	P
CHRYSENE	UG/L	0.22	U	
DIBENZO(A,H)ANTHRACENE	UG/L	0.22	U	
DIBENZOFURAN	UG/L	1.1	U	
DIETHYL PHTHALATE	UG/L	1.1	U	
DIMETHYL PHTHALATE	UG/L	1.1	U	
DI-N-BUTYL PHTHALATE	UG/L	1.1	U	
DI-N-OCTYL PHTHALATE	UG/L	1.1	U	
FLUORANTHENE	UG/L	0.08	J	P
FLUORENE	UG/L	0.22	U	
HEXACHLOROBENZENE	UG/L	0.22	U	
HEXACHLOROBUTADIENE	UG/L	0.22	U	
HEXACHLOROCYCLOPENTADIE	UG/L	1.1	U	
HEXACHLOROETHANE	UG/L	1.1	U	
INDENO(1,2,3-CD)PYRENE	UG/L	0.22	U	
ISOPHORONE	UG/L	1.1	U	
NAPHTHALENE	UG/L	0.22	U	
NITROBENZENE	UG/L	0.22	U	
N-NITROSO-DI-N-PROPYLAMINE	UG/L	0.22	U	
N-NITROSODIPHENYLAMINE	UG/L	0.22	U	
PENTACHLOROPHENOL	UG/L	1.1	U	
PHENANTHRENE	UG/L	0.42		
PHENOL	UG/L	0.22	U	
PYRENE	UG/L	0.064	J	P

Parameter	units	Result	Val Qual	Qual Code
1,1-BIPHENYL	UG/L	1.1	U	
2,2'-OXYBIS(1-CHLOROPROPAN	UG/L	0.22	U	
2,4,5-TRICHLOROPHENOL	UG/L	1.1	U	
2,4,6-TRICHLOROPHENOL	UG/L	1.1	U	
2,4-DICHLOROPHENOL	UG/L	0.22	U	
2,4-DIMETHYLPHENOL	UG/L	1.1	U	
2,4-DINITROPHENOL	UG/L	5.4	U	
2,4-DINITROTOLUENE	UG/L	1.1	U	
2,6-DINITROTOLUENE	UG/L	1.1	U	
2-CHLORONAPHTHALENE	UG/L	0.22	U	
2-CHLOROPHENOL	UG/L	1.1	U	
2-METHYLNAPHTHALENE	UG/L	0.22	U	
2-METHYLPHENOL	UG/L	1.1	U	
2-NITROANILINE	UG/L	5.4	U	
2-NITROPHENOL	UG/L	1.1	U	
3,3'-DICHLOROBENZIDINE	UG/L	1.1	U	
3-NITROANILINE	UG/L	5.4	U	
4,6-DINITRO-2-METHYLPHENOL	UG/L	5.4	U	
4-BROMOPHENYL PHENYL ETH	UG/L	1.1	U	
4-CHLORO-3-METHYLPHENOL	UG/L	1.1	U	
4-CHLOROANILINE	UG/L	1.1	U	
4-CHLOROPHENYL PHENYL ETH	UG/L	1.1	U	
4-METHYLPHENOL	UG/L	1.1	U	
4-NITROANILINE	UG/L	5.4	U	
4-NITROPHENOL	UG/L	5.4	U	
ACENAPHTHENE	UG/L	0.22	U	
ACENAPHTHYLENE	UG/L	0.22	U	
ACETOPHENONE	UG/L	1.1	U	
ANTHRACENE	UG/L	0.22	U	
ATRAZINE	UG/L	1.1	U	
BENZALDEHYDE	UG/L	1.1	U	
BENZO(A)ANTHRACENE	UG/L	0.22	U	
BENZO(A)PYRENE	UG/L	0.22	U	

PROJ_NO: 00998

SDG: C7K020216 MEDIA: WATER DATA FRACTION: OS

nsample	FMC 16DL
samp_date	10/31/2007
lab_id	C7K020216007
qc_type	NM
Pct_Solids	
DUP_OF:	

Parameter	units	Result	Val Qual	Qual Code
BENZO(B)FLUORANTHENE	UG/L	0.22	U	
BENZO(G,H,I)PERYLENE	UG/L	0.22	U	
BENZO(K)FLUORANTHENE	UG/L	0.22	U	
BIS(2-CHLOROETHOXY)METHAN	UG/L	1.1	U	
BIS(2-CHLOROETHYL)ETHER	UG/L	0.22	U	
BIS(2-ETHYLHEXYL)PHTHALATE	UG/L	0.16	J	P
BUTYL BENZYL PHTHALATE	UG/L	1.1	U	
CAPROLACTAM	UG/L	1.1	U	
CARBAZOLE	UG/L	0.22	U	
CHRYSENE	UG/L	0.22	U	
DIBENZO(A,H)ANTHRACENE	UG/L	0.22	U	
DIBENZOFURAN	UG/L	1.1	U	
DIETHYL PHTHALATE	UG/L	1.1	U	
DIMETHYL PHTHALATE	UG/L	1.1	U	
DI-N-BUTYL PHTHALATE	UG/L	1.1	U	
DI-N-OCTYL PHTHALATE	UG/L	1.1	U	
FLUORANTHENE	UG/L	0.22	U	
FLUORENE	UG/L	0.22	U	
HEXACHLOROBENZENE	UG/L	0.22	U	
HEXACHLOROBUTADIENE	UG/L	0.22	U	
HEXACHLOROCYCLOPENTADIE	UG/L	1.1	U	
HEXACHLOROETHANE	UG/L	1.1	U	
INDENO(1,2,3-CD)PYRENE	UG/L	0.22	U	
ISOPHORONE	UG/L	1.1	U	
NAPHTHALENE	UG/L	0.22	U	
NITROBENZENE	UG/L	0.22	U	
N-NITROSO-DI-N-PROPYLAMINE	UG/L	0.22	U	
N-NITROSODIPHENYLAMINE	UG/L	0.22	U	
PENTACHLOROPHENOL	UG/L	1.1	U	
PHENANTHRENE	UG/L	0.22	U	
PHENOL	UG/L	0.22	U	
PYRENE	UG/L	0.22	U	

nsample	FMC 18DL
samp_date	10/31/2007
lab_id	C7K020216008
qc_type	NM
Pct_Solids	
DUP_OF:	

Parameter	units	Result	Val Qual	Qual Code
1,1-BIPHENYL	UG/L	1.1	U	
2,2'-OXYBIS(1-CHLOROPROPAN	UG/L	0.22	U	
2,4,5-TRICHLOROPHENOL	UG/L	1.1	U	
2,4,6-TRICHLOROPHENOL	UG/L	1.1	U	
2,4-DICHLOROPHENOL	UG/L	0.22	U	
2,4-DIMETHYLPHENOL	UG/L	1.1	U	
2,4-DINITROPHENOL	UG/L	5.5	U	
2,4-DINITROTOLUENE	UG/L	1.1	U	
2,6-DINITROTOLUENE	UG/L	1.1	U	
2-CHLORONAPHTHALENE	UG/L	0.22	U	
2-CHLOROPHENOL	UG/L	1.1	U	
2-METHYLNAPHTHALENE	UG/L	0.22	U	
2-METHYLPHENOL	UG/L	1.1	U	
2-NITROANILINE	UG/L	5.5	U	
2-NITROPHENOL	UG/L	1.1	U	
3,3'-DICHLOROBENZIDINE	UG/L	1.1	U	
3-NITROANILINE	UG/L	5.5	U	
4,6-DINITRO-2-METHYLPHENOL	UG/L	5.5	U	
4-BROMOPHENYL PHENYL ETH	UG/L	1.1	U	
4-CHLORO-3-METHYLPHENOL	UG/L	1.1	U	
4-CHLOROANILINE	UG/L	1.1	U	
4-CHLOROPHENYL PHENYL ETH	UG/L	1.1	U	
4-METHYLPHENOL	UG/L	1.1	U	
4-NITROANILINE	UG/L	5.5	U	
4-NITROPHENOL	UG/L	5.5	U	
ACENAPHTHENE	UG/L	0.22	U	
ACENAPHTHYLENE	UG/L	0.22	U	
ACETOPHENONE	UG/L	1.1	U	
ANTHRACENE	UG/L	0.22	U	
ATRAZINE	UG/L	1.1	U	
BENZALDEHYDE	UG/L	1.1	U	
BENZO(A)ANTHRACENE	UG/L	0.22	U	
BENZO(A)PYRENE	UG/L	0.22	U	

nsample	FMC 18DL
samp_date	10/31/2007
lab_id	C7K020216008
qc_type	NM
Pct_Solids	
DUP_OF:	

Parameter	units	Result	Val Qual	Qual Code
BENZO(B)FLUORANTHENE	UG/L	0.22	U	
BENZO(G,H,I)PERYLENE	UG/L	0.22	U	
BENZO(K)FLUORANTHENE	UG/L	0.22	U	
BIS(2-CHLOROETHOXY)METHAN	UG/L	1.1	U	
BIS(2-CHLOROETHYL)ETHER	UG/L	0.22	U	
BIS(2-ETHYLHEXYL)PHTHALATE	UG/L	1.1	U	
BUTYL BENZYL PHTHALATE	UG/L	1.1	U	
CAPROLACTAM	UG/L	1.1	U	
CARBAZOLE	UG/L	0.22	U	
CHRYSENE	UG/L	0.22	U	
DIBENZO(A,H)ANTHRACENE	UG/L	0.22	U	
DIBENZOFURAN	UG/L	1.1	U	
DIETHYL PHTHALATE	UG/L	1.1	U	
DIMETHYL PHTHALATE	UG/L	1.1	U	
DI-N-BUTYL PHTHALATE	UG/L	1.1	U	
DI-N-OCTYL PHTHALATE	UG/L	1.1	U	
FLUORANTHENE	UG/L	0.22	U	
FLUORENE	UG/L	0.22	U	
HEXACHLOROBENZENE	UG/L	0.22	U	
HEXACHLOROBUTADIENE	UG/L	0.22	U	
HEXACHLOROCYCLOPENTADIE	UG/L	1.1	U	
HEXACHLOROETHANE	UG/L	1.1	U	
INDENO(1,2,3-CD)PYRENE	UG/L	0.22	U	
ISOPHORONE	UG/L	1.1	U	
NAPHTHALENE	UG/L	0.22	U	
NITROBENZENE	UG/L	0.22	U	
N-NITROSO-DI-N-PROPYLAMINE	UG/L	0.22	U	
N-NITROSODIPHENYLAMINE	UG/L	0.22	U	
PENTACHLOROPHENOL	UG/L	1.1	U	
PHENANTHRENE	UG/L	0.13	J	P
PHENOL	UG/L	0.22	U	
PYRENE	UG/L	0.22	U	

PROJ_NO: 00998

SDG: C7K020216 MEDIA: WATER DATA FRACTION: OS

nsample	FMC 20DL
samp_date	10/31/2007
lab_id	C7K020216009
qc_type	NM
Pct_Solids	
DUP_OF:	

Parameter	units	Result	Val Qual	Qual Code
1,1-BIPHENYL	UG/L	0.99	U	
2,2'-OXYBIS(1-CHLOROPROPAN	UG/L	0.2	U	
2,4,5-TRICHLOROPHENOL	UG/L	0.99	U	
2,4,6-TRICHLOROPHENOL	UG/L	0.99	U	
2,4-DICHLOROPHENOL	UG/L	0.2	U	
2,4-DIMETHYLPHENOL	UG/L	0.99	U	
2,4-DINITROPHENOL	UG/L	5	U	
2,4-DINITROTOLUENE	UG/L	0.99	U	
2,6-DINITROTOLUENE	UG/L	0.99	U	
2-CHLORONAPHTHALENE	UG/L	0.2	U	
2-CHLOROPHENOL	UG/L	0.99	U	
2-METHYLNAPHTHALENE	UG/L	0.2	U	
2-METHYLPHENOL	UG/L	0.99	U	
2-NITROANILINE	UG/L	5	U	
2-NITROPHENOL	UG/L	0.99	U	
3,3'-DICHLOROBENZIDINE	UG/L	0.99	U	
3-NITROANILINE	UG/L	5	U	
4,6-DINITRO-2-METHYLPHENOL	UG/L	5	U	
4-BROMOPHENYL PHENYL ETH	UG/L	0.99	U	
4-CHLORO-3-METHYLPHENOL	UG/L	0.99	U	
4-CHLOROANILINE	UG/L	0.99	U	
4-CHLOROPHENYL PHENYL ETH	UG/L	0.99	U	
4-METHYLPHENOL	UG/L	0.99	U	
4-NITROANILINE	UG/L	5	U	
4-NITROPHENOL	UG/L	5	U	
ACENAPHTHENE	UG/L	0.2	U	
ACENAPHTHYLENE	UG/L	0.2	U	
ACETOPHENONE	UG/L	0.99	U	
ANTHRACENE	UG/L	0.2	U	
ATRAZINE	UG/L	0.99	U	
BENZALDEHYDE	UG/L	0.99	U	
BENZO(A)ANTHRACENE	UG/L	0.2	U	
BENZO(A)PYRENE	UG/L	0.2	U	

nsample	FMC 20DL
samp_date	10/31/2007
lab_id	C7K020216009
qc_type	NM
Pct_Solids	
DUP_OF:	

Parameter	units	Result	Val Qual	Qual Code
BENZO(B)FLUORANTHENE	UG/L	0.2	U	
BENZO(G,H,I)PERYLENE	UG/L	0.2	U	
BENZO(K)FLUORANTHENE	UG/L	0.2	U	
BIS(2-CHLOROETHOXY)METHAN	UG/L	0.99	U	
BIS(2-CHLOROETHYL)ETHER	UG/L	0.2	U	
BIS(2-ETHYLHEXYL)PHTHALATE	UG/L	0.99	U	
BUTYL BENZYL PHTHALATE	UG/L	0.99	U	
CAPROLACTAM	UG/L	0.99	U	
CARBAZOLE	UG/L	0.2	U	
CHRYSENE	UG/L	0.2	U	
DIBENZO(A,H)ANTHRACENE	UG/L	0.2	U	
DIBENZOFURAN	UG/L	0.99	U	
DIETHYL PHTHALATE	UG/L	0.99	U	
DIMETHYL PHTHALATE	UG/L	0.99	U	
DI-N-BUTYL PHTHALATE	UG/L	0.99	U	
DI-N-OCTYL PHTHALATE	UG/L	0.99	U	
FLUORANTHENE	UG/L	0.2	U	
FLUORENE	UG/L	0.2	U	
HEXACHLOROBENZENE	UG/L	0.2	U	
HEXACHLOROBUTADIENE	UG/L	0.2	U	
HEXACHLOROCYCLOPENTADIE	UG/L	0.99	U	
HEXACHLOROETHANE	UG/L	0.99	U	
INDENO(1,2,3-CD)PYRENE	UG/L	0.2	U	
ISOPHORONE	UG/L	0.99	U	
NAPHTHALENE	UG/L	0.2	U	
NITROBENZENE	UG/L	0.2	U	
N-NITROSO-DI-N-PROPYLAMINE	UG/L	0.2	U	
N-NITROSODIPHENYLAMINE	UG/L	0.2	U	
PENTACHLOROPHENOL	UG/L	0.99	U	
PHENANTHRENE	UG/L	0.084	J	P
PHENOL	UG/L	0.2	U	
PYRENE	UG/L	0.2	U	

nsample	FMC 22DL
samp_date	10/31/2007
lab_id	C7K020216010
qc_type	NM
Pct_Solids	
DUP_OF:	

Parameter	units	Result	Val Qual	Qual Code
1,1-BIPHENYL	UG/L	0.96	U	
2,2'-OXYBIS(1-CHLOROPROPAN	UG/L	0.19	U	
2,4,5-TRICHLOROPHENOL	UG/L	0.96	U	
2,4,6-TRICHLOROPHENOL	UG/L	0.96	U	
2,4-DICHLOROPHENOL	UG/L	0.19	U	
2,4-DIMETHYLPHENOL	UG/L	0.96	U	
2,4-DINITROPHENOL	UG/L	4.8	U	
2,4-DINITROTOLUENE	UG/L	0.96	U	
2,6-DINITROTOLUENE	UG/L	0.96	U	
2-CHLORONAPHTHALENE	UG/L	0.19	U	
2-CHLOROPHENOL	UG/L	0.96	U	
2-METHYLNAPHTHALENE	UG/L	0.19	U	
2-METHYLPHENOL	UG/L	0.96	U	
2-NITROANILINE	UG/L	4.8	U	
2-NITROPHENOL	UG/L	0.96	U	
3,3'-DICHLOROBENZIDINE	UG/L	0.96	U	
3-NITROANILINE	UG/L	4.8	U	
4,6-DINITRO-2-METHYLPHENOL	UG/L	4.8	U	
4-BROMOPHENYL PHENYL ETH	UG/L	0.96	U	
4-CHLORO-3-METHYLPHENOL	UG/L	0.96	U	
4-CHLOROANILINE	UG/L	0.96	U	
4-CHLOROPHENYL PHENYL ETH	UG/L	0.96	U	
4-METHYLPHENOL	UG/L	0.96	U	
4-NITROANILINE	UG/L	4.8	U	
4-NITROPHENOL	UG/L	4.8	U	
ACENAPHTHENE	UG/L	0.19	U	
ACENAPHTHYLENE	UG/L	0.19	U	
ACETOPHENONE	UG/L	0.96	U	
ANTHRACENE	UG/L	0.19	U	
ATRAZINE	UG/L	0.96	U	
BENZALDEHYDE	UG/L	0.96	U	
BENZO(A)ANTHRACENE	UG/L	0.095	J	P
BENZO(A)PYRENE	UG/L	0.15	J	P

PROJ_NO: 00998

SDG: C7K020216 MEDIA: WATER DATA FRACTION: OS

nsample	FMC 22DL	nsample	FMC 24DL	nsample	FMC 24DL
samp_date	10/31/2007	samp_date	10/30/2007	samp_date	10/30/2007
lab_id	C7K020216010	lab_id	C7K020216001	lab_id	C7K020216001
qc_type	NM	qc_type	NM	qc_type	NM
Pct_Solids		Pct_Solids		Pct_Solids	
DUP_OF:		DUP_OF:		DUP_OF:	

Parameter	units	Result	Val Qual	Qual Code
BENZO(B)FLUORANTHENE	UG/L	0.11	J	P
BENZO(G,H,I)PERYLENE	UG/L	0.26		
BENZO(K)FLUORANTHENE	UG/L	0.2		
BIS(2-CHLOROETHOXY)METHAN	UG/L	0.96	U	
BIS(2-CHLOROETHYL)ETHER	UG/L	0.19	U	
BIS(2-ETHYLHEXYL)PHTHALATE	UG/L	0.96	U	
BUTYL BENZYL PHTHALATE	UG/L	0.96	U	
CAPROLACTAM	UG/L	0.96	U	
CARBAZOLE	UG/L	0.19	U	
CHRYSENE	UG/L	0.16	J	P
DIBENZO(A,H)ANTHRACENE	UG/L	0.27		
DIBENZOFURAN	UG/L	0.96	U	
DIETHYL PHTHALATE	UG/L	0.96	U	
DIMETHYL PHTHALATE	UG/L	0.96	U	
DI-N-BUTYL PHTHALATE	UG/L	0.96	U	
DI-N-OCTYL PHTHALATE	UG/L	0.96	U	
FLUORANTHENE	UG/L	0.19	U	
FLUORENE	UG/L	0.19	U	
HEXACHLOROBENZENE	UG/L	0.19	U	
HEXACHLOROBUTADIENE	UG/L	0.19	U	
HEXACHLOROCYCLOPENTADIE	UG/L	0.96	U	
HEXACHLOROETHANE	UG/L	0.96	U	
INDENO(1,2,3-CD)PYRENE	UG/L	0.22		
ISOPHORONE	UG/L	0.96	U	
NAPHTHALENE	UG/L	0.19	U	
NITROBENZENE	UG/L	0.19	U	
N-NITROSO-DI-N-PROPYLAMINE	UG/L	0.19	U	
N-NITROSODIPHENYLAMINE	UG/L	0.19	U	
PENTACHLOROPHENOL	UG/L	0.96	U	
PHENANTHRENE	UG/L	0.19	U	
PHENOL	UG/L	0.19	U	
PYRENE	UG/L	0.19	U	

Parameter	units	Result	Val Qual	Qual Code
1,1-BIPHENYL	UG/L	1.2	U	
2,2'-OXYBIS(1-CHLOROPROPAN	UG/L	0.24	U	
2,4,5-TRICHLOROPHENOL	UG/L	1.2	U	
2,4,6-TRICHLOROPHENOL	UG/L	1.2	U	
2,4-DICHLOROPHENOL	UG/L	0.24	U	
2,4-DIMETHYLPHENOL	UG/L	1.2	U	
2,4-DINITROPHENOL	UG/L	6	U	
2,4-DINITROTOLUENE	UG/L	1.2	U	
2,6-DINITROTOLUENE	UG/L	1.2	U	
2-CHLORONAPHTHALENE	UG/L	0.24	U	
2-CHLOROPHENOL	UG/L	1.2	U	
2-METHYLNAPHTHALENE	UG/L	0.24	U	
2-METHYLPHENOL	UG/L	1.2	U	
2-NITROANILINE	UG/L	6	U	
2-NITROPHENOL	UG/L	1.2	U	
3,3'-DICHLOROBENZIDINE	UG/L	1.2	U	
3-NITROANILINE	UG/L	6	U	
4,6-DINITRO-2-METHYLPHENOL	UG/L	6	U	
4-BROMOPHENYL PHENYL ETH	UG/L	1.2	U	
4-CHLORO-3-METHYLPHENOL	UG/L	1.2	U	
4-CHLOROANILINE	UG/L	1.2	U	
4-CHLOROPHENYL PHENYL ETH	UG/L	1.2	U	
4-METHYLPHENOL	UG/L	1.2	U	
4-NITROANILINE	UG/L	6	U	
4-NITROPHENOL	UG/L	6	U	
ACENAPHTHENE	UG/L	0.24	U	
ACENAPHTHYLENE	UG/L	0.24	U	
ACETOPHENONE	UG/L	1.2	U	
ANTHRACENE	UG/L	0.24	U	
ATRAZINE	UG/L	1.2	U	
BENZALDEHYDE	UG/L	1.2	U	
BENZO(A)ANTHRACENE	UG/L	0.24	U	
BENZO(A)PYRENE	UG/L	0.24	U	

Parameter	units	Result	Val Qual	Qual Code
BENZO(B)FLUORANTHENE	UG/L	0.24	U	
BENZO(G,H,I)PERYLENE	UG/L	0.24	U	
BENZO(K)FLUORANTHENE	UG/L	0.24	U	
BIS(2-CHLOROETHOXY)METHAN	UG/L	1.2	U	
BIS(2-CHLOROETHYL)ETHER	UG/L	0.24	U	
BIS(2-ETHYLHEXYL)PHTHALATE	UG/L	0.5	J	P
BUTYL BENZYL PHTHALATE	UG/L	0.37	J	P
CAPROLACTAM	UG/L	1.2	U	
CARBAZOLE	UG/L	0.24	U	
CHRYSENE	UG/L	0.24	U	
DIBENZO(A,H)ANTHRACENE	UG/L	0.24	U	
DIBENZOFURAN	UG/L	1.2	U	
DIETHYL PHTHALATE	UG/L	1.2	U	
DIMETHYL PHTHALATE	UG/L	1.2	U	
DI-N-BUTYL PHTHALATE	UG/L	1.2	U	
DI-N-OCTYL PHTHALATE	UG/L	1.2	U	
FLUORANTHENE	UG/L	0.24	U	
FLUORENE	UG/L	0.24	U	
HEXACHLOROBENZENE	UG/L	0.24	U	
HEXACHLOROBUTADIENE	UG/L	0.24	U	
HEXACHLOROCYCLOPENTADIE	UG/L	1.2	U	
HEXACHLOROETHANE	UG/L	1.2	U	
INDENO(1,2,3-CD)PYRENE	UG/L	0.24	U	
ISOPHORONE	UG/L	1.2	U	
NAPHTHALENE	UG/L	0.24	U	
NITROBENZENE	UG/L	0.24	U	
N-NITROSO-DI-N-PROPYLAMINE	UG/L	0.24	U	
N-NITROSODIPHENYLAMINE	UG/L	0.24	U	
PENTACHLOROPHENOL	UG/L	1.2	U	
PHENANTHRENE	UG/L	0.24	U	
PHENOL	UG/L	0.24	U	
PYRENE	UG/L	0.24	U	

PROJ_NO: 00998

SDG: C7K020216 MEDIA: WATER DATA FRACTION: OS

nsample	FMC 25DL	nsample	FMC 25DL	nsample	FMC 26DL
samp_date	11/1/2007	samp_date	11/1/2007	samp_date	11/1/2007
lab_id	C7K020216014	lab_id	C7K020216014	lab_id	C7K020216015
qc_type	NM	qc_type	NM	qc_type	NM
Pct_Solids		Pct_Solids		Pct_Solids	
DUP_OF:		DUP_OF:		DUP_OF:	

Parameter	units	Result	Val Qual	Qual Code
1,1-BIPHENYL	UG/L	0.96	U	
2,2'-OXYBIS(1-CHLOROPROPAN	UG/L	0.19	U	
2,4,5-TRICHLOROPHENOL	UG/L	0.96	U	
2,4,6-TRICHLOROPHENOL	UG/L	0.96	U	
2,4-DICHLOROPHENOL	UG/L	0.19	U	
2,4-DIMETHYLPHENOL	UG/L	0.96	U	
2,4-DINITROPHENOL	UG/L	4.8	U	
2,4-DINITROTOLUENE	UG/L	0.96	U	
2,6-DINITROTOLUENE	UG/L	0.96	U	
2-CHLORONAPHTHALENE	UG/L	0.19	U	
2-CHLOROPHENOL	UG/L	0.96	U	
2-METHYLNAPHTHALENE	UG/L	0.19	U	
2-METHYLPHENOL	UG/L	0.96	U	
2-NITROANILINE	UG/L	4.8	U	
2-NITROPHENOL	UG/L	0.96	U	
3,3'-DICHLOROBENZIDINE	UG/L	0.96	U	
3-NITROANILINE	UG/L	4.8	U	
4,6-DINITRO-2-METHYLPHENOL	UG/L	4.8	U	
4-BROMOPHENYL PHENYL ETH	UG/L	0.96	U	
4-CHLORO-3-METHYLPHENOL	UG/L	0.96	U	
4-CHLOROANILINE	UG/L	0.96	U	
4-CHLOROPHENYL PHENYL ETH	UG/L	0.96	U	
4-METHYLPHENOL	UG/L	0.96	U	
4-NITROANILINE	UG/L	4.8	U	
4-NITROPHENOL	UG/L	4.8	U	
ACENAPHTHENE	UG/L	0.19	U	
ACENAPHTHYLENE	UG/L	0.19	U	
ACETOPHENONE	UG/L	0.96	U	
ANTHRACENE	UG/L	0.19	U	
ATRAZINE	UG/L	0.96	U	
BENZALDEHYDE	UG/L	0.96	U	
BENZO(A)ANTHRACENE	UG/L	0.19	U	
BENZO(A)PYRENE	UG/L	0.19	U	

Parameter	units	Result	Val Qual	Qual Code
BENZO(B)FLUORANTHENE	UG/L	0.19	U	
BENZO(G,H,I)PERYLENE	UG/L	0.19	U	
BENZO(K)FLUORANTHENE	UG/L	0.19	U	
BIS(2-CHLOROETHOXY)METHAN	UG/L	0.96	U	
BIS(2-CHLOROETHYL)ETHER	UG/L	0.19	U	
BIS(2-ETHYLHEXYL)PHTHALATE	UG/L	0.96	U	
BUTYL BENZYL PHTHALATE	UG/L	0.15	J	P
CAPROLACTAM	UG/L	0.96	U	
CARBAZOLE	UG/L	0.19	U	
CHRYSENE	UG/L	0.19	U	
DIBENZO(A,H)ANTHRACENE	UG/L	0.19	U	
DIBENZOFURAN	UG/L	0.96	U	
DIETHYL PHTHALATE	UG/L	0.38	J	P
DIMETHYL PHTHALATE	UG/L	0.96	U	
DI-N-BUTYL PHTHALATE	UG/L	0.96	U	
DI-N-OCTYL PHTHALATE	UG/L	0.96	U	
FLUORANTHENE	UG/L	0.19	U	
FLUORENE	UG/L	0.19	U	
HEXACHLOROBENZENE	UG/L	0.19	U	
HEXACHLOROBUTADIENE	UG/L	0.19	U	
HEXACHLOROCYCLOPENTADIE	UG/L	0.96	U	
HEXACHLOROETHANE	UG/L	0.96	U	
INDENO(1,2,3-CD)PYRENE	UG/L	0.19	U	
ISOPHORONE	UG/L	0.96	U	
NAPHTHALENE	UG/L	0.19	U	
NITROBENZENE	UG/L	0.19	U	
N-NITROSO-DI-N-PROPYLAMINE	UG/L	0.19	U	
N-NITROSODIPHENYLAMINE	UG/L	0.19	U	
PENTACHLOROPHENOL	UG/L	0.96	U	
PHENANTHRENE	UG/L	0.078	J	P
PHENOL	UG/L	0.19	U	
PYRENE	UG/L	0.19	U	

Parameter	units	Result	Val Qual	Qual Code
1,1-BIPHENYL	UG/L	0.96	U	
2,2'-OXYBIS(1-CHLOROPROPAN	UG/L	0.19	U	
2,4,5-TRICHLOROPHENOL	UG/L	0.96	U	
2,4,6-TRICHLOROPHENOL	UG/L	0.96	U	
2,4-DICHLOROPHENOL	UG/L	0.19	U	
2,4-DIMETHYLPHENOL	UG/L	0.96	U	
2,4-DINITROPHENOL	UG/L	4.8	U	
2,4-DINITROTOLUENE	UG/L	0.96	U	
2,6-DINITROTOLUENE	UG/L	0.96	U	
2-CHLORONAPHTHALENE	UG/L	0.19	U	
2-CHLOROPHENOL	UG/L	0.96	U	
2-METHYLNAPHTHALENE	UG/L	0.19	U	
2-METHYLPHENOL	UG/L	0.96	U	
2-NITROANILINE	UG/L	4.8	U	
2-NITROPHENOL	UG/L	0.96	U	
3,3'-DICHLOROBENZIDINE	UG/L	0.96	U	
3-NITROANILINE	UG/L	4.8	U	
4,6-DINITRO-2-METHYLPHENOL	UG/L	4.8	U	
4-BROMOPHENYL PHENYL ETH	UG/L	0.96	U	
4-CHLORO-3-METHYLPHENOL	UG/L	0.96	U	
4-CHLOROANILINE	UG/L	0.96	U	
4-CHLOROPHENYL PHENYL ETH	UG/L	0.96	U	
4-METHYLPHENOL	UG/L	0.96	U	
4-NITROANILINE	UG/L	4.8	U	
4-NITROPHENOL	UG/L	4.8	U	
ACENAPHTHENE	UG/L	0.19	U	
ACENAPHTHYLENE	UG/L	0.19	U	
ACETOPHENONE	UG/L	0.96	U	
ANTHRACENE	UG/L	0.19	U	
ATRAZINE	UG/L	0.96	U	
BENZALDEHYDE	UG/L	0.96	U	
BENZO(A)ANTHRACENE	UG/L	0.19	U	
BENZO(A)PYRENE	UG/L	0.19	U	

PROJ_NO: 00998

SDG: C7K020216 MEDIA: WATER DATA FRACTION: OS

nsample	FMC 26DL	nsample	FMC 3DL	nsample	FMC 3DL
samp_date	11/1/2007	samp_date	10/31/2007	samp_date	10/31/2007
lab_id	C7K020216015	lab_id	C7K020216011	lab_id	C7K020216011
qc_type	NM	qc_type	NM	qc_type	NM
Pct_Solids		Pct_Solids		Pct_Solids	
DUP_OF:		DUP_OF:		DUP_OF:	

Parameter	units	Result	Val Qual	Qual Code
BENZO(B)FLUORANTHENE	UG/L	0.19	U	
BENZO(G,H,I)PERYLENE	UG/L	0.19	U	
BENZO(K)FLUORANTHENE	UG/L	0.19	U	
BIS(2-CHLOROETHOXY)METHAN	UG/L	0.96	U	
BIS(2-CHLOROETHYL)ETHER	UG/L	0.19	U	
BIS(2-ETHYLHEXYL)PHTHALATE	UG/L	0.96	U	
BUTYL BENZYL PHTHALATE	UG/L	0.96	U	
CAPROLACTAM	UG/L	0.96	U	
CARBAZOLE	UG/L	0.19	U	
CHRYSENE	UG/L	0.19	U	
DIBENZO(A,H)ANTHRACENE	UG/L	0.19	U	
DIBENZOFURAN	UG/L	0.96	U	
DIETHYL PHTHALATE	UG/L	0.96	U	
DIMETHYL PHTHALATE	UG/L	0.96	U	
DI-N-BUTYL PHTHALATE	UG/L	0.96	U	
DI-N-OCTYL PHTHALATE	UG/L	0.96	U	
FLUORANTHENE	UG/L	0.19	U	
FLUORENE	UG/L	0.19	U	
HEXACHLOROBENZENE	UG/L	0.19	U	
HEXACHLOROBUTADIENE	UG/L	0.19	U	
HEXACHLOROCYCLOPENTADIE	UG/L	0.96	U	
HEXACHLOROETHANE	UG/L	0.96	U	
INDENO(1,2,3-CD)PYRENE	UG/L	0.19	U	
ISOPHORONE	UG/L	0.96	U	
NAPHTHALENE	UG/L	0.19	U	
NITROBENZENE	UG/L	0.19	U	
N-NITROSO-DI-N-PROPYLAMINE	UG/L	0.19	U	
N-NITROSODIPHENYLAMINE	UG/L	0.19	U	
PENTACHLOROPHENOL	UG/L	0.96	U	
PHENANTHRENE	UG/L	0.19	U	
PHENOL	UG/L	0.19	U	
PYRENE	UG/L	0.19	U	

Parameter	units	Result	Val Qual	Qual Code
1,1-BIPHENYL	UG/L	0.98	U	
2,2'-OXYBIS(1-CHLOROPROPAN	UG/L	0.2	U	
2,4,5-TRICHLOROPHENOL	UG/L	0.98	U	
2,4,6-TRICHLOROPHENOL	UG/L	0.98	U	
2,4-DICHLOROPHENOL	UG/L	0.2	U	
2,4-DIMETHYLPHENOL	UG/L	0.98	U	
2,4-DINITROPHENOL	UG/L	4.9	U	
2,4-DINITROTOLUENE	UG/L	0.98	U	
2,6-DINITROTOLUENE	UG/L	0.98	U	
2-CHLORONAPHTHALENE	UG/L	0.2	U	
2-CHLOROPHENOL	UG/L	0.98	U	
2-METHYLNAPHTHALENE	UG/L	0.2	U	
2-METHYLPHENOL	UG/L	0.98	U	
2-NITROANILINE	UG/L	4.9	U	
2-NITROPHENOL	UG/L	0.98	U	
3,3'-DICHLOROBENZIDINE	UG/L	0.98	U	
3-NITROANILINE	UG/L	4.9	U	
4,6-DINITRO-2-METHYLPHENOL	UG/L	4.9	U	
4-BROMOPHENYL PHENYL ETH	UG/L	0.98	U	
4-CHLORO-3-METHYLPHENOL	UG/L	0.98	U	
4-CHLOROANILINE	UG/L	0.98	U	
4-CHLOROPHENYL PHENYL ETH	UG/L	0.98	U	
4-METHYLPHENOL	UG/L	0.98	U	
4-NITROANILINE	UG/L	4.9	U	
4-NITROPHENOL	UG/L	4.9	U	
ACENAPHTHENE	UG/L	0.2	U	
ACENAPHTHYLENE	UG/L	0.2	U	
ACETOPHENONE	UG/L	0.98	U	
ANTHRACENE	UG/L	0.2	U	
ATRAZINE	UG/L	0.98	U	
BENZALDEHYDE	UG/L	0.98	U	
BENZO(A)ANTHRACENE	UG/L	0.2	U	
BENZO(A)PYRENE	UG/L	0.2	U	

Parameter	units	Result	Val Qual	Qual Code
BENZO(B)FLUORANTHENE	UG/L	0.2	U	
BENZO(G,H,I)PERYLENE	UG/L	0.2	U	
BENZO(K)FLUORANTHENE	UG/L	0.2	U	
BIS(2-CHLOROETHOXY)METHAN	UG/L	0.98	U	
BIS(2-CHLOROETHYL)ETHER	UG/L	0.2	U	
BIS(2-ETHYLHEXYL)PHTHALATE	UG/L	0.23	J	P
BUTYL BENZYL PHTHALATE	UG/L	0.98	U	
CAPROLACTAM	UG/L	0.98	U	
CARBAZOLE	UG/L	0.2	U	
CHRYSENE	UG/L	0.2	U	
DIBENZO(A,H)ANTHRACENE	UG/L	0.2	U	
DIBENZOFURAN	UG/L	0.98	U	
DIETHYL PHTHALATE	UG/L	0.98	U	
DIMETHYL PHTHALATE	UG/L	0.98	U	
DI-N-BUTYL PHTHALATE	UG/L	0.98	U	
DI-N-OCTYL PHTHALATE	UG/L	0.98	U	
FLUORANTHENE	UG/L	0.2	U	
FLUORENE	UG/L	0.2	U	
HEXACHLOROBENZENE	UG/L	0.2	U	
HEXACHLOROBUTADIENE	UG/L	0.2	U	
HEXACHLOROCYCLOPENTADIE	UG/L	0.98	U	
HEXACHLOROETHANE	UG/L	0.98	U	
INDENO(1,2,3-CD)PYRENE	UG/L	0.2	U	
ISOPHORONE	UG/L	0.98	U	
NAPHTHALENE	UG/L	0.2	U	
NITROBENZENE	UG/L	0.2	U	
N-NITROSO-DI-N-PROPYLAMINE	UG/L	0.2	U	
N-NITROSODIPHENYLAMINE	UG/L	0.2	U	
PENTACHLOROPHENOL	UG/L	0.98	U	
PHENANTHRENE	UG/L	0.069	J	P
PHENOL	UG/L	0.2	U	
PYRENE	UG/L	0.2	U	

PROJ_NO: 00998

SDG: C7K020216 MEDIA: WATER DATA FRACTION: OS

nsample	FMC 5DL	nsample	FMC 5DL	nsample	FMC 7DL
samp_date	10/31/2007	samp_date	10/31/2007	samp_date	10/31/2007
lab_id	C7K020216012	lab_id	C7K020216012	lab_id	C7K020216013
qc_type	NM	qc_type	NM	qc_type	NM
Pct_Solids		Pct_Solids		Pct_Solids	
DUP_OF:		DUP_OF:		DUP_OF:	

Parameter	units	Result	Val Qual	Qual Code
1,1-BIPHENYL	UG/L	0.96	U	
2,2'-OXYBIS(1-CHLOROPROPAN	UG/L	0.19	U	
2,4,5-TRICHLOROPHENOL	UG/L	0.96	U	
2,4,6-TRICHLOROPHENOL	UG/L	0.96	U	
2,4-DICHLOROPHENOL	UG/L	0.19	U	
2,4-DIMETHYLPHENOL	UG/L	0.96	U	
2,4-DINITROPHENOL	UG/L	4.8	U	
2,4-DINITROTOLUENE	UG/L	0.96	U	
2,6-DINITROTOLUENE	UG/L	0.96	U	
2-CHLORONAPHTHALENE	UG/L	0.19	U	
2-CHLOROPHENOL	UG/L	0.96	U	
2-METHYLNAPHTHALENE	UG/L	0.19	U	
2-METHYLPHENOL	UG/L	0.96	U	
2-NITROANILINE	UG/L	4.8	U	
2-NITROPHENOL	UG/L	0.96	U	
3,3'-DICHLOROBENZIDINE	UG/L	0.96	U	
3-NITROANILINE	UG/L	4.8	U	
4,6-DINITRO-2-METHYLPHENOL	UG/L	4.8	U	
4-BROMOPHENYL PHENYL ETH	UG/L	0.96	U	
4-CHLORO-3-METHYLPHENOL	UG/L	0.96	U	
4-CHLOROANILINE	UG/L	0.96	U	
4-CHLOROPHENYL PHENYL ETH	UG/L	0.96	U	
4-METHYLPHENOL	UG/L	0.96	U	
4-NITROANILINE	UG/L	4.8	U	
4-NITROPHENOL	UG/L	4.8	U	
ACENAPHTHENE	UG/L	0.19	U	
ACENAPHTHYLENE	UG/L	0.19	U	
ACETOPHENONE	UG/L	0.96	U	
ANTHRACENE	UG/L	0.19	U	
ATRAZINE	UG/L	0.96	U	
BENZALDEHYDE	UG/L	0.96	U	
BENZO(A)ANTHRACENE	UG/L	0.19	U	
BENZO(A)PYRENE	UG/L	0.19	U	

Parameter	units	Result	Val Qual	Qual Code
BENZO(B)FLUORANTHENE	UG/L	0.19	U	
BENZO(G,H,I)PERYLENE	UG/L	0.19	U	
BENZO(K)FLUORANTHENE	UG/L	0.19	U	
BIS(2-CHLOROETHOXY)METHAN	UG/L	0.96	U	
BIS(2-CHLOROETHYL)ETHER	UG/L	0.19	U	
BIS(2-ETHYLHEXYL)PHTHALATE	UG/L	0.96	U	
BUTYL BENZYL PHTHALATE	UG/L	0.96	U	
CAPROLACTAM	UG/L	0.96	U	
CARBAZOLE	UG/L	0.19	U	
CHRYSENE	UG/L	0.19	U	
DIBENZO(A,H)ANTHRACENE	UG/L	0.19	U	
DIBENZOFURAN	UG/L	0.96	U	
DIETHYL PHTHALATE	UG/L	0.96	U	
DIMETHYL PHTHALATE	UG/L	0.96	U	
DI-N-BUTYL PHTHALATE	UG/L	0.96	U	
DI-N-OCTYL PHTHALATE	UG/L	0.96	U	
FLUORANTHENE	UG/L	0.19	U	
FLUORENE	UG/L	0.19	U	
HEXACHLOROBENZENE	UG/L	0.19	U	
HEXACHLOROBUTADIENE	UG/L	0.19	U	
HEXACHLOROCYCLOPENTADIE	UG/L	0.96	U	
HEXACHLOROETHANE	UG/L	0.96	U	
INDENO(1,2,3-CD)PYRENE	UG/L	0.19	U	
ISOPHORONE	UG/L	0.96	U	
NAPHTHALENE	UG/L	0.19	U	
NITROBENZENE	UG/L	0.19	U	
N-NITROSO-DI-N-PROPYLAMINE	UG/L	0.19	U	
N-NITROSODIPHENYLAMINE	UG/L	0.19	U	
PENTACHLOROPHENOL	UG/L	0.96	U	
PHENANTHRENE	UG/L	0.088	J	P
PHENOL	UG/L	0.19	U	
PYRENE	UG/L	0.19	U	

Parameter	units	Result	Val Qual	Qual Code
1,1-BIPHENYL	UG/L	0.97	U	
2,2'-OXYBIS(1-CHLOROPROPAN	UG/L	0.19	U	
2,4,5-TRICHLOROPHENOL	UG/L	0.97	U	
2,4,6-TRICHLOROPHENOL	UG/L	0.97	U	
2,4-DICHLOROPHENOL	UG/L	0.19	U	
2,4-DIMETHYLPHENOL	UG/L	0.97	U	
2,4-DINITROPHENOL	UG/L	4.8	U	
2,4-DINITROTOLUENE	UG/L	0.97	U	
2,6-DINITROTOLUENE	UG/L	0.97	U	
2-CHLORONAPHTHALENE	UG/L	0.19	U	
2-CHLOROPHENOL	UG/L	0.97	U	
2-METHYLNAPHTHALENE	UG/L	0.19	U	
2-METHYLPHENOL	UG/L	0.97	U	
2-NITROANILINE	UG/L	4.8	U	
2-NITROPHENOL	UG/L	0.97	U	
3,3'-DICHLOROBENZIDINE	UG/L	0.97	U	
3-NITROANILINE	UG/L	4.8	U	
4,6-DINITRO-2-METHYLPHENOL	UG/L	4.8	U	
4-BROMOPHENYL PHENYL ETH	UG/L	0.97	U	
4-CHLORO-3-METHYLPHENOL	UG/L	0.97	U	
4-CHLOROANILINE	UG/L	0.97	U	
4-CHLOROPHENYL PHENYL ETH	UG/L	0.97	U	
4-METHYLPHENOL	UG/L	0.97	U	
4-NITROANILINE	UG/L	4.8	U	
4-NITROPHENOL	UG/L	4.8	U	
ACENAPHTHENE	UG/L	0.19	U	
ACENAPHTHYLENE	UG/L	0.19	U	
ACETOPHENONE	UG/L	0.97	U	
ANTHRACENE	UG/L	0.19	U	
ATRAZINE	UG/L	0.97	U	
BENZALDEHYDE	UG/L	0.97	U	
BENZO(A)ANTHRACENE	UG/L	0.19	U	
BENZO(A)PYRENE	UG/L	0.19	U	

PROJ_NO: 00998

SDG: C7K020216 MEDIA: WATER DATA FRACTION: OS

nsample	FMC 7DL	nsample	FMC 9DL	nsample	FMC 9DL
samp_date	10/31/2007	samp_date	10/30/2007	samp_date	10/30/2007
lab_id	C7K020216013	lab_id	C7K020216002	lab_id	C7K020216002
qc_type	NM	qc_type	NM	qc_type	NM
Pct_Solids		Pct_Solids		Pct_Solids	
DUP_OF:		DUP_OF:		DUP_OF:	

Parameter	units	Result	Val Qual	Qual Code
BENZO(B)FLUORANTHENE	UG/L	0.19	U	
BENZO(G,H,I)PERYLENE	UG/L	0.19	U	
BENZO(K)FLUORANTHENE	UG/L	0.19	U	
BIS(2-CHLOROETHOXY)METHAN	UG/L	0.97	U	
BIS(2-CHLOROETHYL)ETHER	UG/L	0.19	U	
BIS(2-ETHYLHEXYL)PHTHALATE	UG/L	0.97	U	
BUTYL BENZYL PHTHALATE	UG/L	0.97	U	
CAPROLACTAM	UG/L	0.97	U	
CARBAZOLE	UG/L	0.19	U	
CHRYSENE	UG/L	0.19	U	
DIBENZO(A,H)ANTHRACENE	UG/L	0.19	U	
DIBENZOFURAN	UG/L	0.97	U	
DIETHYL PHTHALATE	UG/L	0.97	U	
DIMETHYL PHTHALATE	UG/L	0.97	U	
DI-N-BUTYL PHTHALATE	UG/L	0.97	U	
DI-N-OCTYL PHTHALATE	UG/L	0.97	U	
FLUORANTHENE	UG/L	0.19	U	
FLUORENE	UG/L	0.19	U	
HEXACHLOROBENZENE	UG/L	0.19	U	
HEXACHLOROBUTADIENE	UG/L	0.19	U	
HEXACHLOROCYCLOPENTADIE	UG/L	0.97	U	
HEXACHLOROETHANE	UG/L	0.97	U	
INDENO(1,2,3-CD)PYRENE	UG/L	0.19	U	
ISOPHORONE	UG/L	0.97	U	
NAPHTHALENE	UG/L	0.19	U	
NITROBENZENE	UG/L	0.19	U	
N-NITROSO-DI-N-PROPYLAMINE	UG/L	0.19	U	
N-NITROSODIPHENYLAMINE	UG/L	0.19	U	
PENTACHLOROPHENOL	UG/L	0.97	U	
PHENANTHRENE	UG/L	0.19	U	
PHENOL	UG/L	0.19	U	
PYRENE	UG/L	0.19	U	

Parameter	units	Result	Val Qual	Qual Code
1,1-BIPHENYL	UG/L	1	U	
2,2'-OXYBIS(1-CHLOROPROPAN	UG/L	0.2	U	
2,4,5-TRICHLOROPHENOL	UG/L	1	U	
2,4,6-TRICHLOROPHENOL	UG/L	1	U	
2,4-DICHLOROPHENOL	UG/L	0.2	U	
2,4-DIMETHYLPHENOL	UG/L	1	U	
2,4-DINITROPHENOL	UG/L	5.1	U	
2,4-DINITROTOLUENE	UG/L	1	U	
2,6-DINITROTOLUENE	UG/L	1	U	
2-CHLORONAPHTHALENE	UG/L	0.2	U	
2-CHLOROPHENOL	UG/L	1	U	
2-METHYLNAPHTHALENE	UG/L	0.2	U	
2-METHYLPHENOL	UG/L	1	U	
2-NITROANILINE	UG/L	5.1	U	
2-NITROPHENOL	UG/L	1	U	
3,3'-DICHLOROBENZIDINE	UG/L	1	U	
3-NITROANILINE	UG/L	5.1	U	
4,6-DINITRO-2-METHYLPHENOL	UG/L	5.1	U	
4-BROMOPHENYL PHENYL ETH	UG/L	1	U	
4-CHLORO-3-METHYLPHENOL	UG/L	1	U	
4-CHLOROANILINE	UG/L	1	U	
4-CHLOROPHENYL PHENYL ETH	UG/L	1	U	
4-METHYLPHENOL	UG/L	1	U	
4-NITROANILINE	UG/L	5.1	U	
4-NITROPHENOL	UG/L	5.1	U	
ACENAPHTHENE	UG/L	0.2	U	
ACENAPHTHYLENE	UG/L	0.2	U	
ACETOPHENONE	UG/L	1	U	
ANTHRACENE	UG/L	0.2	U	
ATRAZINE	UG/L	1	U	
BENZALDEHYDE	UG/L	1	U	
BENZO(A)ANTHRACENE	UG/L	0.2	U	
BENZO(A)PYRENE	UG/L	0.2	U	

Parameter	units	Result	Val Qual	Qual Code
BENZO(B)FLUORANTHENE	UG/L	0.2	U	
BENZO(G,H,I)PERYLENE	UG/L	0.2	U	
BENZO(K)FLUORANTHENE	UG/L	0.2	U	
BIS(2-CHLOROETHOXY)METHAN	UG/L	1	U	
BIS(2-CHLOROETHYL)ETHER	UG/L	0.2	U	
BIS(2-ETHYLHEXYL)PHTHALATE	UG/L	0.14	J	P
BUTYL BENZYL PHTHALATE	UG/L	0.2	J	P
CAPROLACTAM	UG/L	1	U	
CARBAZOLE	UG/L	0.2	U	
CHRYSENE	UG/L	0.2	U	
DIBENZO(A,H)ANTHRACENE	UG/L	0.2	U	
DIBENZOFURAN	UG/L	1	U	
DIETHYL PHTHALATE	UG/L	1	U	
DIMETHYL PHTHALATE	UG/L	1	U	
DI-N-BUTYL PHTHALATE	UG/L	1	U	
DI-N-OCTYL PHTHALATE	UG/L	1	U	
FLUORANTHENE	UG/L	0.2	U	
FLUORENE	UG/L	0.2	U	
HEXACHLOROBENZENE	UG/L	0.2	U	
HEXACHLOROBUTADIENE	UG/L	0.2	U	
HEXACHLOROCYCLOPENTADIE	UG/L	1	U	
HEXACHLOROETHANE	UG/L	1	U	
INDENO(1,2,3-CD)PYRENE	UG/L	0.2	U	
ISOPHORONE	UG/L	1	U	
NAPHTHALENE	UG/L	0.2	U	
NITROBENZENE	UG/L	0.2	U	
N-NITROSO-DI-N-PROPYLAMINE	UG/L	0.2	U	
N-NITROSODIPHENYLAMINE	UG/L	0.2	U	
PENTACHLOROPHENOL	UG/L	1	U	
PHENANTHRENE	UG/L	0.2	U	
PHENOL	UG/L	0.2	U	
PYRENE	UG/L	0.2	U	

PROJ_NO: 00998

SDG: C7K020216 MEDIA: WATER DATA FRACTION: PEST/PCB

nsample	FMC 10DL	nsample	FMC 11DL	nsample	FMC 12DL
samp_date	10/30/2007	samp_date	10/30/2007	samp_date	10/30/2007
lab_id	C7K020216003	lab_id	C7K020216004	lab_id	C7K020216005
qc_type	NM	qc_type	NM	qc_type	NM
Pct_Solids		Pct_Solids		Pct_Solids	
DUP_OF:		DUP_OF:		DUP_OF:	

Parameter	units	Result	Val Qual	Qual Code
AROCLOR-1016	UG/L	0.42	U	
AROCLOR-1221	UG/L	0.42	U	
AROCLOR-1232	UG/L	0.42	U	
AROCLOR-1242	UG/L	0.42	U	
AROCLOR-1248	UG/L	0.42	U	
AROCLOR-1254	UG/L	0.42	U	
AROCLOR-1260	UG/L	0.42	U	

Parameter	units	Result	Val Qual	Qual Code
AROCLOR-1016	UG/L	0.4	U	
AROCLOR-1221	UG/L	0.4	U	
AROCLOR-1232	UG/L	0.4	U	
AROCLOR-1242	UG/L	0.4	U	
AROCLOR-1248	UG/L	0.4	U	
AROCLOR-1254	UG/L	0.4	U	
AROCLOR-1260	UG/L	0.4	U	

Parameter	units	Result	Val Qual	Qual Code
AROCLOR-1016	UG/L	0.39	U	
AROCLOR-1221	UG/L	0.39	U	
AROCLOR-1232	UG/L	0.39	U	
AROCLOR-1242	UG/L	0.39	U	
AROCLOR-1248	UG/L	0.39	U	
AROCLOR-1254	UG/L	0.39	U	
AROCLOR-1260	UG/L	0.39	U	

PROJ_NO: 00998

SDG: C7K020216 MEDIA: WATER DATA FRACTION: PEST/PCB

nsample	FMC 13DL	nsample	FMC 16DL	nsample	FMC 18DL
samp_date	10/30/2007	samp_date	10/31/2007	samp_date	10/31/2007
lab_id	C7K020216006	lab_id	C7K020216007	lab_id	C7K020216008
qc_type	NM	qc_type	NM	qc_type	NM
Pct_Solids		Pct_Solids		Pct_Solids	
DUP_OF:		DUP_OF:		DUP_OF:	

Parameter	units	Result	Val Qual	Qual Code
AROCLOR-1016	UG/L	0.38	U	
AROCLOR-1221	UG/L	0.38	U	
AROCLOR-1232	UG/L	0.38	U	
AROCLOR-1242	UG/L	0.38	U	
AROCLOR-1248	UG/L	0.38	U	
AROCLOR-1254	UG/L	0.38	U	
AROCLOR-1260	UG/L	0.38	U	

Parameter	units	Result	Val Qual	Qual Code
AROCLOR-1016	UG/L	0.41	U	
AROCLOR-1221	UG/L	0.41	U	
AROCLOR-1232	UG/L	0.41	U	
AROCLOR-1242	UG/L	0.41	U	
AROCLOR-1248	UG/L	0.41	U	
AROCLOR-1254	UG/L	0.41	U	
AROCLOR-1260	UG/L	0.41	U	

Parameter	units	Result	Val Qual	Qual Code
AROCLOR-1016	UG/L	0.41	U	
AROCLOR-1221	UG/L	0.41	U	
AROCLOR-1232	UG/L	0.41	U	
AROCLOR-1242	UG/L	0.41	U	
AROCLOR-1248	UG/L	0.41	U	
AROCLOR-1254	UG/L	0.41	U	
AROCLOR-1260	UG/L	0.41	U	

PROJ_NO: 00998

SDG: C7K020216 MEDIA: WATER DATA FRACTION: PEST/PCB

nsample	FMC 20DL	nsample	FMC 22DL	nsample	FMC 24DL
samp_date	10/31/2007	samp_date	10/31/2007	samp_date	10/30/2007
lab_id	C7K020216009	lab_id	C7K020216010	lab_id	C7K020216001
qc_type	NM	qc_type	NM	qc_type	NM
Pct_Solids		Pct_Solids		Pct_Solids	
DUP_OF:		DUP_OF:		DUP_OF:	

Parameter	units	Result	Val Qual	Qual Code
AROCLOR-1016	UG/L	0.39	U	
AROCLOR-1221	UG/L	0.39	U	
AROCLOR-1232	UG/L	0.39	U	
AROCLOR-1242	UG/L	0.39	U	
AROCLOR-1248	UG/L	0.39	U	
AROCLOR-1254	UG/L	0.39	U	
AROCLOR-1260	UG/L	0.39	U	

Parameter	units	Result	Val Qual	Qual Code
AROCLOR-1016	UG/L	0.38	U	
AROCLOR-1221	UG/L	0.38	U	
AROCLOR-1232	UG/L	0.38	U	
AROCLOR-1242	UG/L	0.38	U	
AROCLOR-1248	UG/L	0.38	U	
AROCLOR-1254	UG/L	0.38	U	
AROCLOR-1260	UG/L	0.38	U	

Parameter	units	Result	Val Qual	Qual Code
AROCLOR-1016	UG/L	0.4	U	
AROCLOR-1221	UG/L	0.4	U	
AROCLOR-1232	UG/L	0.4	U	
AROCLOR-1242	UG/L	0.4	U	
AROCLOR-1248	UG/L	0.4	U	
AROCLOR-1254	UG/L	0.4	U	
AROCLOR-1260	UG/L	0.4	U	

PROJ_NO: 00998

SDG: C7K020216 MEDIA: WATER DATA FRACTION: PEST/PCB

nsample	FMC 25DL	nsample	FMC 26DL	nsample	FMC 3DL
samp_date	11/1/2007	samp_date	11/1/2007	samp_date	10/31/2007
lab_id	C7K020216014	lab_id	C7K020216015	lab_id	C7K020216011
qc_type	NM	qc_type	NM	qc_type	NM
Pct_Solids		Pct_Solids		Pct_Solids	
DUP_OF:		DUP_OF:		DUP_OF:	

Parameter	units	Result	Val Qual	Qual Code
AROCLOR-1016	UG/L	0.38	U	
AROCLOR-1221	UG/L	0.38	U	
AROCLOR-1232	UG/L	0.38	U	
AROCLOR-1242	UG/L	0.38	U	
AROCLOR-1248	UG/L	0.38	U	
AROCLOR-1254	UG/L	0.38	U	
AROCLOR-1260	UG/L	0.38	U	

Parameter	units	Result	Val Qual	Qual Code
AROCLOR-1016	UG/L	0.38	U	
AROCLOR-1221	UG/L	0.38	U	
AROCLOR-1232	UG/L	0.38	U	
AROCLOR-1242	UG/L	0.38	U	
AROCLOR-1248	UG/L	0.38	U	
AROCLOR-1254	UG/L	0.42		
AROCLOR-1260	UG/L	0.38	U	

Parameter	units	Result	Val Qual	Qual Code
AROCLOR-1016	UG/L	0.38	U	
AROCLOR-1221	UG/L	0.38	U	
AROCLOR-1232	UG/L	0.38	U	
AROCLOR-1242	UG/L	0.38	U	
AROCLOR-1248	UG/L	0.38	U	
AROCLOR-1254	UG/L	0.38	U	
AROCLOR-1260	UG/L	0.38	U	

PROJ_NO: 00998

SDG: C7K020216 MEDIA: WATER DATA FRACTION: PEST/PCB

nsample	FMC 5DL
samp_date	10/31/2007
lab_id	C7K020216012
qc_type	NM
Pct_Solids	
DUP_OF:	

Parameter	units	Result	Val Qual	Qual Code
AROCLOR-1016	UG/L	0.38	U	
AROCLOR-1221	UG/L	0.38	U	
AROCLOR-1232	UG/L	0.38	U	
AROCLOR-1242	UG/L	0.38	U	
AROCLOR-1248	UG/L	0.38	U	
AROCLOR-1254	UG/L	0.38	U	
AROCLOR-1260	UG/L	0.38	U	

nsample	FMC 7DL
samp_date	10/31/2007
lab_id	C7K020216013
qc_type	NM
Pct_Solids	
DUP_OF:	

Parameter	units	Result	Val Qual	Qual Code
AROCLOR-1016	UG/L	0.38	U	
AROCLOR-1221	UG/L	0.38	U	
AROCLOR-1232	UG/L	0.38	U	
AROCLOR-1242	UG/L	0.38	U	
AROCLOR-1248	UG/L	0.38	U	
AROCLOR-1254	UG/L	0.38	U	
AROCLOR-1260	UG/L	0.38	U	

nsample	FMC 9DL
samp_date	10/30/2007
lab_id	C7K020216002
qc_type	NM
Pct_Solids	
DUP_OF:	

Parameter	units	Result	Val Qual	Qual Code
AROCLOR-1016	UG/L	0.4	U	
AROCLOR-1221	UG/L	0.4	U	
AROCLOR-1232	UG/L	0.4	U	
AROCLOR-1242	UG/L	0.4	U	
AROCLOR-1248	UG/L	0.4	U	
AROCLOR-1254	UG/L	0.4	U	
AROCLOR-1260	UG/L	0.4	U	

APPENDIX B

RESULTS AS REPORTED BY THE LABORATORY

GC/MS VOLATILE SUMMARY

Tetra Tech NUS, Inc

Client Sample ID: FMC 24

GC/MS Volatiles

Lot-Sample #...: C7K020216-001	**Work Order #...:** KAEX31AD	**Matrix.....:** WATER
Date Sampled...: 10/30/07	**Date Received..:** 11/02/07	**MS Run #.....:** 7312348
Prep Date.....: 11/08/07	**Analysis Date..:** 11/09/07	
Prep Batch #...: 7312657	**Analysis Time..:** 00:03	
Dilution Factor: 1	**Initial Wgt/Vol:** 5 mL	**Final Wgt/Vol..:** 5 mL
Analyst ID.....: 403419	**Instrument ID..:** HP6	
	Method.....: SW846 8260B	

PARAMETER	RESULT	REPORTING LIMIT	UNITS	MDL
Acetone	**2.8 J**	**5.0**	**ug/L**	**2.5**
Benzene	ND	1.0	ug/L	0.19
Bromodichloromethane	ND	1.0	ug/L	0.099
Bromoform	ND	1.0	ug/L	0.27
Bromomethane	ND	1.0	ug/L	0.18
2-Butanone	ND	5.0	ug/L	0.65
Carbon disulfide	ND	1.0	ug/L	0.11
Carbon tetrachloride	ND	1.0	ug/L	0.22
Chlorobenzene	ND	1.0	ug/L	0.33
Chloroethane	ND	1.0	ug/L	0.11
Chloroform	ND	1.0	ug/L	0.068
Chloromethane	ND	1.0	ug/L	0.14
Cyclohexane	ND	1.0	ug/L	0.11
Dibromochloromethane	ND	1.0	ug/L	0.20
1,2-Dibromo-3-chloro-propane	ND	1.0	ug/L	0.26
1,2-Dibromoethane	ND	1.0	ug/L	0.15
1,3-Dichlorobenzene	ND	1.0	ug/L	0.10
1,4-Dichlorobenzene	ND	1.0	ug/L	0.10
1,2-Dichlorobenzene	ND	1.0	ug/L	0.086
Dichlorodifluoromethane	ND	1.0	ug/L	0.23
1,1-Dichloroethane	ND	1.0	ug/L	0.19
1,2-Dichloroethane	ND	1.0	ug/L	0.076
1,1-Dichloroethene	ND	1.0	ug/L	0.17
cis-1,2-Dichloroethene	ND	1.0	ug/L	0.090
trans-1,2-Dichloroethene	ND	1.0	ug/L	0.097
1,2-Dichloropropane	ND	1.0	ug/L	0.24
cis-1,3-Dichloropropene	ND	1.0	ug/L	0.13
trans-1,3-Dichloropropene	ND	1.0	ug/L	0.16
Ethylbenzene	ND	1.0	ug/L	0.066
2-Hexanone	ND	5.0	ug/L	0.55
Isopropylbenzene	ND	1.0	ug/L	0.27
Methyl acetate	ND	1.0	ug/L	0.17
Methylene chloride	ND	1.0	ug/L	0.19
Methylcyclohexane	ND	1.0	ug/L	0.18
4-Methyl-2-pentanone	ND	5.0	ug/L	0.61
Methyl tert-butyl ether	ND	1.0	ug/L	0.13

(Continued on next page)

Tetra Tech NUS, Inc

Client Sample ID: FMC 24

GC/MS Volatiles

Lot-Sample #...: C7K020216-001 **Work Order #...:** KAEX31AD **Matrix.....:** WATER

PARAMETER	RESULT	REPORTING LIMIT	UNITS	MDL
Styrene	ND	1.0	ug/L	0.25
1,1,2,2-Tetrachloroethane	ND	1.0	ug/L	0.22
1,2,4-Trichloro-benzene	ND	1.0	ug/L	0.11
Tetrachloroethene	ND	1.0	ug/L	0.088
1,1,1-Trichloroethane	ND	1.0	ug/L	0.11
1,1,2-Trichloroethane	ND	1.0	ug/L	0.11
Trichloroethene	**0.27 J**	**1.0**	**ug/L**	**0.22**
Trichlorofluoromethane	ND	1.0	ug/L	0.17
1,1,2-Trichloro-1,2,2-trifluoroethane	ND	1.0	ug/L	0.14
Toluene	ND	1.0	ug/L	0.21
Vinyl chloride	ND	1.0	ug/L	0.11
Xylenes (total)	ND	3.0	ug/L	0.20

SURROGATE	PERCENT RECOVERY	RECOVERY LIMITS
Toluene-d8	94	(71 - 118)
1,2-Dichloroethane-d4	114	(64 - 135)
4-Bromofluorobenzene	93	(70 - 118)
Dibromofluoromethane	110	(64 - 128)

NOTE(S):

J Estimated result. Result is less than RL.

Tetra Tech NUS, Inc

Client Sample ID: FMC 9

GC/MS Volatiles

Lot-Sample #...: C7K020216-002	**Work Order #...:** KAE051AN	**Matrix.....:** WATER
Date Sampled...: 10/30/07	**Date Received..:** 11/02/07	**MS Run #.....:** 7312348
Prep Date.....: 11/08/07	**Analysis Date..:** 11/09/07	
Prep Batch #...: 7312657	**Analysis Time..:** 00:27	
Dilution Factor: 1	**Initial Wgt/Vol:** 5 mL	**Final Wgt/Vol..:** 5 mL
Analyst ID.....: 403419	**Instrument ID..:** HP6	
	Method.....: SW846 8260B	

PARAMETER	RESULT	REPORTING LIMIT	UNITS	MDL
Acetone	**2.5 J**	**5.0**	**ug/L**	**2.5**
Benzene	ND	1.0	ug/L	0.19
Bromodichloromethane	ND	1.0	ug/L	0.099
Bromoform	ND	1.0	ug/L	0.27
Bromomethane	ND	1.0	ug/L	0.18
2-Butanone	ND	5.0	ug/L	0.65
Carbon disulfide	ND	1.0	ug/L	0.11
Carbon tetrachloride	ND	1.0	ug/L	0.22
Chlorobenzene	ND	1.0	ug/L	0.33
Chloroethane	ND	1.0	ug/L	0.11
Chloroform	ND	1.0	ug/L	0.068
Chloromethane	ND	1.0	ug/L	0.14
Cyclohexane	ND	1.0	ug/L	0.11
Dibromochloromethane	ND	1.0	ug/L	0.20
1,2-Dibromo-3-chloro-propane	ND	1.0	ug/L	0.26
1,2-Dibromoethane	ND	1.0	ug/L	0.15
1,3-Dichlorobenzene	ND	1.0	ug/L	0.10
1,4-Dichlorobenzene	ND	1.0	ug/L	0.10
1,2-Dichlorobenzene	ND	1.0	ug/L	0.086
Dichlorodifluoromethane	ND	1.0	ug/L	0.23
1,1-Dichloroethane	ND	1.0	ug/L	0.19
1,2-Dichloroethane	ND	1.0	ug/L	0.076
1,1-Dichloroethene	ND	1.0	ug/L	0.17
cis-1,2-Dichloroethene	**0.22 J**	**1.0**	**ug/L**	**0.090**
trans-1,2-Dichloroethene	ND	1.0	ug/L	0.097
1,2-Dichloropropane	ND	1.0	ug/L	0.24
cis-1,3-Dichloropropene	ND	1.0	ug/L	0.13
trans-1,3-Dichloropropene	ND	1.0	ug/L	0.16
Ethylbenzene	ND	1.0	ug/L	0.066
2-Hexanone	ND	5.0	ug/L	0.55
Isopropylbenzene	ND	1.0	ug/L	0.27
Methyl acetate	ND	1.0	ug/L	0.17
Methylene chloride	ND	1.0	ug/L	0.19
Methylcyclohexane	ND	1.0	ug/L	0.18
4-Methyl-2-pentanone	ND	5.0	ug/L	0.61
Methyl tert-butyl ether	ND	1.0	ug/L	0.13

(Continued on next page)

Tetra Tech NUS, Inc

Client Sample ID: FMC 9

GC/MS Volatiles

Lot-Sample #...: C7K020216-002 **Work Order #...:** KAE051AN **Matrix.....:** WATER

PARAMETER	RESULT	REPORTING LIMIT	UNITS	MDL
Styrene	ND	1.0	ug/L	0.25
1,1,2,2-Tetrachloroethane	ND	1.0	ug/L	0.22
1,2,4-Trichloro-benzene	ND	1.0	ug/L	0.11
Tetrachloroethene	ND	1.0	ug/L	0.088
1,1,1-Trichloroethane	ND	1.0	ug/L	0.11
1,1,2-Trichloroethane	ND	1.0	ug/L	0.11
Trichloroethene	**0.32 J**	**1.0**	**ug/L**	**0.22**
Trichlorofluoromethane	ND	1.0	ug/L	0.17
1,1,2-Trichloro-1,2,2-trifluoroethane	ND	1.0	ug/L	0.14
Toluene	ND	1.0	ug/L	0.21
Vinyl chloride	**0.13 J**	**1.0**	**ug/L**	**0.11**
Xylenes (total)	ND	3.0	ug/L	0.20

SURROGATE	PERCENT RECOVERY	RECOVERY LIMITS
Toluene-d8	101	(71 - 118)
1,2-Dichloroethane-d4	118	(64 - 135)
4-Bromofluorobenzene	92	(70 - 118)
Dibromofluoromethane	113	(64 - 128)

NOTE(S):

J Estimated result. Result is less than RL.

Tetra Tech NUS, Inc

Client Sample ID: FMC 10

GC/MS Volatiles

Lot-Sample #...: C7K020216-003	**Work Order #...:** KAE071AN	**Matrix.....:** WATER
Date Sampled...: 10/30/07	**Date Received..:** 11/02/07	**MS Run #.....:** 7312348
Prep Date.....: 11/08/07	**Analysis Date..:** 11/09/07	
Prep Batch #...: 7312657	**Analysis Time..:** 00:50	
Dilution Factor: 1	**Initial Wgt/Vol:** 5 mL	**Final Wgt/Vol..:** 5 mL
Analyst ID.....: 403419	**Instrument ID..:** HP6	
	Method.....: SW846 8260B	

PARAMETER	RESULT	REPORTING LIMIT	UNITS	MDL
Acetone	ND	5.0	ug/L	2.5
Benzene	ND	1.0	ug/L	0.19
Bromodichloromethane	ND	1.0	ug/L	0.099
Bromoform	ND	1.0	ug/L	0.27
Bromomethane	ND	1.0	ug/L	0.18
2-Butanone	ND	5.0	ug/L	0.65
Carbon disulfide	ND	1.0	ug/L	0.11
Carbon tetrachloride	ND	1.0	ug/L	0.22
Chlorobenzene	ND	1.0	ug/L	0.33
Chloroethane	ND	1.0	ug/L	0.11
Chloroform	ND	1.0	ug/L	0.068
Chloromethane	ND	1.0	ug/L	0.14
Cyclohexane	ND	1.0	ug/L	0.11
Dibromochloromethane	ND	1.0	ug/L	0.20
1,2-Dibromo-3-chloro-propane	ND	1.0	ug/L	0.26
1,2-Dibromoethane	ND	1.0	ug/L	0.15
1,3-Dichlorobenzene	ND	1.0	ug/L	0.10
1,4-Dichlorobenzene	ND	1.0	ug/L	0.10
1,2-Dichlorobenzene	ND	1.0	ug/L	0.086
Dichlorodifluoromethane	ND	1.0	ug/L	0.23
1,1-Dichloroethane	ND	1.0	ug/L	0.19
1,2-Dichloroethane	ND	1.0	ug/L	0.076
1,1-Dichloroethene	ND	1.0	ug/L	0.17
cis-1,2-Dichloroethene	**0.19 J**	**1.0**	**ug/L**	**0.090**
trans-1,2-Dichloroethene	ND	1.0	ug/L	0.097
1,2-Dichloropropane	ND	1.0	ug/L	0.24
cis-1,3-Dichloropropene	ND	1.0	ug/L	0.13
trans-1,3-Dichloropropene	ND	1.0	ug/L	0.16
Ethylbenzene	ND	1.0	ug/L	0.066
2-Hexanone	ND	5.0	ug/L	0.55
Isopropylbenzene	ND	1.0	ug/L	0.27
Methyl acetate	ND	1.0	ug/L	0.17
Methylene chloride	ND	1.0	ug/L	0.19
Methylcyclohexane	ND	1.0	ug/L	0.18
4-Methyl-2-pentanone	ND	5.0	ug/L	0.61
Methyl tert-butyl ether	ND	1.0	ug/L	0.13

(Continued on next page)

Tetra Tech NUS, Inc

Client Sample ID: FMC 10

GC/MS Volatiles

Lot-Sample #...: C7K020216-003 **Work Order #...:** KAE071AN **Matrix.....:** WATER

PARAMETER	RESULT	REPORTING LIMIT	UNITS	MDL
Styrene	ND	1.0	ug/L	0.25
1,1,2,2-Tetrachloroethane	ND	1.0	ug/L	0.22
1,2,4-Trichloro-benzene	ND	1.0	ug/L	0.11
Tetrachloroethene	ND	1.0	ug/L	0.088
1,1,1-Trichloroethane	ND	1.0	ug/L	0.11
1,1,2-Trichloroethane	ND	1.0	ug/L	0.11
Trichloroethene	**0.35 J**	**1.0**	**ug/L**	**0.22**
Trichlorofluoromethane	ND	1.0	ug/L	0.17
1,1,2-Trichloro-1,2,2-trifluoroethane	ND	1.0	ug/L	0.14
Toluene	ND	1.0	ug/L	0.21
Vinyl chloride	ND	1.0	ug/L	0.11
Xylenes (total)	ND	3.0	ug/L	0.20

SURROGATE	PERCENT RECOVERY	RECOVERY LIMITS
Toluene-d8	99	(71 - 118)
1,2-Dichloroethane-d4	118	(64 - 135)
4-Bromofluorobenzene	96	(70 - 118)
Dibromofluoromethane	110	(64 - 128)

NOTE(S):

J Estimated result. Result is less than RL.

Tetra Tech NUS, Inc

Client Sample ID: FMC 11

GC/MS Volatiles

Lot-Sample #...: C7K020216-004	**Work Order #...:** KAE1A1AD	**Matrix.....:** WATER
Date Sampled...: 10/30/07	**Date Received..:** 11/02/07	**MS Run #.....:** 7312348
Prep Date.....: 11/08/07	**Analysis Date..:** 11/09/07	
Prep Batch #...: 7312657	**Analysis Time..:** 01:13	
Dilution Factor: 1	**Initial Wgt/Vol:** 5 mL	**Final Wgt/Vol..:** 5 mL
Analyst ID.....: 403419	**Instrument ID..:** HP6	
	Method.....: SW846 8260B	

PARAMETER	RESULT	REPORTING LIMIT	UNITS	MDL
Acetone	**3.2 J**	**5.0**	**ug/L**	**2.5**
Benzene	ND	1.0	ug/L	0.19
Bromodichloromethane	ND	1.0	ug/L	0.099
Bromoform	ND	1.0	ug/L	0.27
Bromomethane	ND	1.0	ug/L	0.18
2-Butanone	ND	5.0	ug/L	0.65
Carbon disulfide	ND	1.0	ug/L	0.11
Carbon tetrachloride	ND	1.0	ug/L	0.22
Chlorobenzene	ND	1.0	ug/L	0.33
Chloroethane	ND	1.0	ug/L	0.11
Chloroform	ND	1.0	ug/L	0.068
Chloromethane	**0.16 J**	**1.0**	**ug/L**	**0.14**
Cyclohexane	ND	1.0	ug/L	0.11
Dibromochloromethane	ND	1.0	ug/L	0.20
1,2-Dibromo-3-chloro-propane	ND	1.0	ug/L	0.26
1,2-Dibromoethane	ND	1.0	ug/L	0.15
1,3-Dichlorobenzene	ND	1.0	ug/L	0.10
1,4-Dichlorobenzene	ND	1.0	ug/L	0.10
1,2-Dichlorobenzene	ND	1.0	ug/L	0.086
Dichlorodifluoromethane	ND	1.0	ug/L	0.23
1,1-Dichloroethane	ND	1.0	ug/L	0.19
1,2-Dichloroethane	ND	1.0	ug/L	0.076
1,1-Dichloroethene	ND	1.0	ug/L	0.17
cis-1,2-Dichloroethene	**0.26 J**	**1.0**	**ug/L**	**0.090**
trans-1,2-Dichloroethene	ND	1.0	ug/L	0.097
1,2-Dichloropropane	ND	1.0	ug/L	0.24
cis-1,3-Dichloropropene	ND	1.0	ug/L	0.13
trans-1,3-Dichloropropene	ND	1.0	ug/L	0.16
Ethylbenzene	ND	1.0	ug/L	0.066
2-Hexanone	ND	5.0	ug/L	0.55
Isopropylbenzene	ND	1.0	ug/L	0.27
Methyl acetate	ND	1.0	ug/L	0.17
Methylene chloride	ND	1.0	ug/L	0.19
Methylcyclohexane	ND	1.0	ug/L	0.18
4-Methyl-2-pentanone	ND	5.0	ug/L	0.61
Methyl tert-butyl ether	ND	1.0	ug/L	0.13

(Continued on next page)

Tetra Tech NUS, Inc

Client Sample ID: FMC 11

GC/MS Volatiles

Lot-Sample #...: C7K020216-004 **Work Order #...:** KAE1A1AD **Matrix.....:** WATER

PARAMETER	RESULT	REPORTING LIMIT	UNITS	MDL
Styrene	ND	1.0	ug/L	0.25
1,1,2,2-Tetrachloroethane	ND	1.0	ug/L	0.22
1,2,4-Trichloro-benzene	ND	1.0	ug/L	0.11
Tetrachloroethene	ND	1.0	ug/L	0.088
1,1,1-Trichloroethane	ND	1.0	ug/L	0.11
1,1,2-Trichloroethane	ND	1.0	ug/L	0.11
Trichloroethene	**0.63 J**	**1.0**	**ug/L**	**0.22**
Trichlorofluoromethane	ND	1.0	ug/L	0.17
1,1,2-Trichloro-1,2,2-trifluoroethane	ND	1.0	ug/L	0.14
Toluene	ND	1.0	ug/L	0.21
Vinyl chloride	**0.18 J**	**1.0**	**ug/L**	**0.11**
Xylenes (total)	ND	3.0	ug/L	0.20

SURROGATE	PERCENT RECOVERY	RECOVERY LIMITS
Toluene-d8	100	(71 - 118)
1,2-Dichloroethane-d4	121	(64 - 135)
4-Bromofluorobenzene	93	(70 - 118)
Dibromofluoromethane	109	(64 - 128)

NOTE(S):

J Estimated result. Result is less than RL.

Tetra Tech NUS, Inc

Client Sample ID: FMC 12

GC/MS Volatiles

Lot-Sample #...: C7K020216-005	**Work Order #...:** KAE1D1AN	**Matrix.....:** WATER
Date Sampled...: 10/30/07	**Date Received..:** 11/02/07	**MS Run #.....:** 7312348
Prep Date.....: 11/08/07	**Analysis Date..:** 11/09/07	
Prep Batch #...: 7312657	**Analysis Time..:** 01:37	
Dilution Factor: 1	**Initial Wgt/Vol:** 5 mL	**Final Wgt/Vol..:** 5 mL
Analyst ID.....: 403419	**Instrument ID..:** HP6	
	Method.....: SW846 8260B	

PARAMETER	RESULT	REPORTING LIMIT	UNITS	MDL
Acetone	ND	5.0	ug/L	2.5
Benzene	ND	1.0	ug/L	0.19
Bromodichloromethane	ND	1.0	ug/L	0.099
Bromoform	ND	1.0	ug/L	0.27
Bromomethane	ND	1.0	ug/L	0.18
2-Butanone	ND	5.0	ug/L	0.65
Carbon disulfide	ND	1.0	ug/L	0.11
Carbon tetrachloride	ND	1.0	ug/L	0.22
Chlorobenzene	ND	1.0	ug/L	0.33
Chloroethane	ND	1.0	ug/L	0.11
Chloroform	ND	1.0	ug/L	0.068
Chloromethane	ND	1.0	ug/L	0.14
Cyclohexane	ND	1.0	ug/L	0.11
Dibromochloromethane	ND	1.0	ug/L	0.20
1,2-Dibromo-3-chloro-propane	ND	1.0	ug/L	0.26
1,2-Dibromoethane	ND	1.0	ug/L	0.15
1,3-Dichlorobenzene	ND	1.0	ug/L	0.10
1,4-Dichlorobenzene	ND	1.0	ug/L	0.10
1,2-Dichlorobenzene	ND	1.0	ug/L	0.086
Dichlorodifluoromethane	ND	1.0	ug/L	0.23
1,1-Dichloroethane	ND	1.0	ug/L	0.19
1,2-Dichloroethane	ND	1.0	ug/L	0.076
1,1-Dichloroethene	ND	1.0	ug/L	0.17
cis-1,2-Dichloroethene	**0.52 J**	**1.0**	**ug/L**	**0.090**
trans-1,2-Dichloroethene	ND	1.0	ug/L	0.097
1,2-Dichloropropane	ND	1.0	ug/L	0.24
cis-1,3-Dichloropropene	ND	1.0	ug/L	0.13
trans-1,3-Dichloropropene	ND	1.0	ug/L	0.16
Ethylbenzene	ND	1.0	ug/L	0.066
2-Hexanone	ND	5.0	ug/L	0.55
Isopropylbenzene	ND	1.0	ug/L	0.27
Methyl acetate	ND	1.0	ug/L	0.17
Methylene chloride	ND	1.0	ug/L	0.19
Methylcyclohexane	ND	1.0	ug/L	0.18
4-Methyl-2-pentanone	ND	5.0	ug/L	0.61
Methyl tert-butyl ether	ND	1.0	ug/L	0.13

(Continued on next page)

Tetra Tech NUS, Inc

Client Sample ID: FMC 12

GC/MS Volatiles

Lot-Sample #...: C7K020216-005 **Work Order #...:** KAE1D1AN **Matrix.....:** WATER

PARAMETER	RESULT	REPORTING LIMIT	UNITS	MDL
Styrene	ND	1.0	ug/L	0.25
1,1,2,2-Tetrachloroethane	ND	1.0	ug/L	0.22
1,2,4-Trichloro-benzene	ND	1.0	ug/L	0.11
Tetrachloroethene	ND	1.0	ug/L	0.088
1,1,1-Trichloroethane	ND	1.0	ug/L	0.11
1,1,2-Trichloroethane	ND	1.0	ug/L	0.11
Trichloroethene	**1.3**	**1.0**	**ug/L**	**0.22**
Trichlorofluoromethane	ND	1.0	ug/L	0.17
1,1,2-Trichloro-1,2,2-trifluoroethane	ND	1.0	ug/L	0.14
Toluene	ND	1.0	ug/L	0.21
Vinyl chloride	**0.29 J**	**1.0**	**ug/L**	**0.11**
Xylenes (total)	ND	3.0	ug/L	0.20

SURROGATE	PERCENT RECOVERY	RECOVERY LIMITS
Toluene-d8	96	(71 - 118)
1,2-Dichloroethane-d4	122	(64 - 135)
4-Bromofluorobenzene	91	(70 - 118)
Dibromofluoromethane	113	(64 - 128)

NOTE(S):

J Estimated result. Result is less than RL.

Tetra Tech NUS, Inc

Client Sample ID: FMC 13

GC/MS Volatiles

Lot-Sample #...: C7K020216-006	**Work Order #...:** KAE1F1AN	**Matrix.....:** WATER
Date Sampled...: 10/30/07	**Date Received..:** 11/02/07	**MS Run #.....:** 7312348
Prep Date.....: 11/08/07	**Analysis Date..:** 11/09/07	
Prep Batch #...: 7312657	**Analysis Time..:** 02:00	
Dilution Factor: 1	**Initial Wgt/Vol:** 5 mL	**Final Wgt/Vol..:** 5 mL
Analyst ID.....: 403419	**Instrument ID..:** HP6	
	Method.....: SW846 8260B	

PARAMETER	RESULT	REPORTING LIMIT	UNITS	MDL
Acetone	ND	5.0	ug/L	2.5
Benzene	ND	1.0	ug/L	0.19
Bromodichloromethane	ND	1.0	ug/L	0.099
Bromoform	ND	1.0	ug/L	0.27
Bromomethane	ND	1.0	ug/L	0.18
2-Butanone	ND	5.0	ug/L	0.65
Carbon disulfide	ND	1.0	ug/L	0.11
Carbon tetrachloride	ND	1.0	ug/L	0.22
Chlorobenzene	ND	1.0	ug/L	0.33
Chloroethane	ND	1.0	ug/L	0.11
Chloroform	ND	1.0	ug/L	0.068
Chloromethane	**0.18 J**	**1.0**	**ug/L**	**0.14**
Cyclohexane	ND	1.0	ug/L	0.11
Dibromochloromethane	ND	1.0	ug/L	0.20
1,2-Dibromo-3-chloro-propane	ND	1.0	ug/L	0.26
1,2-Dibromoethane	ND	1.0	ug/L	0.15
1,3-Dichlorobenzene	ND	1.0	ug/L	0.10
1,4-Dichlorobenzene	ND	1.0	ug/L	0.10
1,2-Dichlorobenzene	ND	1.0	ug/L	0.086
Dichlorodifluoromethane	ND	1.0	ug/L	0.23
1,1-Dichloroethane	ND	1.0	ug/L	0.19
1,2-Dichloroethane	ND	1.0	ug/L	0.076
1,1-Dichloroethene	ND	1.0	ug/L	0.17
cis-1,2-Dichloroethene	**0.50 J**	**1.0**	**ug/L**	**0.090**
trans-1,2-Dichloroethene	ND	1.0	ug/L	0.097
1,2-Dichloropropane	ND	1.0	ug/L	0.24
cis-1,3-Dichloropropene	ND	1.0	ug/L	0.13
trans-1,3-Dichloropropene	ND	1.0	ug/L	0.16
Ethylbenzene	ND	1.0	ug/L	0.066
2-Hexanone	ND	5.0	ug/L	0.55
Isopropylbenzene	ND	1.0	ug/L	0.27
Methyl acetate	ND	1.0	ug/L	0.17
Methylene chloride	ND	1.0	ug/L	0.19
Methylcyclohexane	ND	1.0	ug/L	0.18
4-Methyl-2-pentanone	ND	5.0	ug/L	0.61
Methyl tert-butyl ether	ND	1.0	ug/L	0.13

(Continued on next page)

Tetra Tech NUS, Inc

Client Sample ID: FMC 13

GC/MS Volatiles

Lot-Sample #...: C7K020216-006 **Work Order #...:** KAE1F1AN **Matrix.....:** WATER

PARAMETER	RESULT	REPORTING LIMIT	UNITS	MDL
Styrene	ND	1.0	ug/L	0.25
1,1,2,2-Tetrachloroethane	ND	1.0	ug/L	0.22
1,2,4-Trichloro-benzene	ND	1.0	ug/L	0.11
Tetrachloroethene	ND	1.0	ug/L	0.088
1,1,1-Trichloroethane	ND	1.0	ug/L	0.11
1,1,2-Trichloroethane	ND	1.0	ug/L	0.11
Trichloroethene	**2.2**	**1.0**	**ug/L**	**0.22**
Trichlorofluoromethane	ND	1.0	ug/L	0.17
1,1,2-Trichloro-1,2,2-trifluoroethane	ND	1.0	ug/L	0.14
Toluene	ND	1.0	ug/L	0.21
Vinyl chloride	**0.33 J**	**1.0**	**ug/L**	**0.11**
Xylenes (total)	ND	3.0	ug/L	0.20

SURROGATE	PERCENT RECOVERY	RECOVERY LIMITS
Toluene-d8	97	(71 - 118)
1,2-Dichloroethane-d4	118	(64 - 135)
4-Bromofluorobenzene	93	(70 - 118)
Dibromofluoromethane	111	(64 - 128)

NOTE(S):

J Estimated result. Result is less than RL.

Tetra Tech NUS, Inc

Client Sample ID: FMC 16

GC/MS Volatiles

Lot-Sample #...: C7K020216-007	**Work Order #...:** KAE1J1AN	**Matrix.....:** WATER
Date Sampled...: 10/31/07	**Date Received..:** 11/02/07	**MS Run #.....:** 7312348
Prep Date.....: 11/08/07	**Analysis Date..:** 11/09/07	
Prep Batch #...: 7312657	**Analysis Time..:** 02:24	
Dilution Factor: 1	**Initial Wgt/Vol:** 5 mL	**Final Wgt/Vol..:** 5 mL
Analyst ID.....: 403419	**Instrument ID..:** HP6	
	Method.....: SW846 8260B	

PARAMETER	RESULT	REPORTING LIMIT	UNITS	MDL
Acetone	**3.1 J**	**5.0**	**ug/L**	**2.5**
Benzene	ND	1.0	ug/L	0.19
Bromodichloromethane	ND	1.0	ug/L	0.099
Bromoform	ND	1.0	ug/L	0.27
Bromomethane	ND	1.0	ug/L	0.18
2-Butanone	ND	5.0	ug/L	0.65
Carbon disulfide	ND	1.0	ug/L	0.11
Carbon tetrachloride	ND	1.0	ug/L	0.22
Chlorobenzene	ND	1.0	ug/L	0.33
Chloroethane	ND	1.0	ug/L	0.11
Chloroform	ND	1.0	ug/L	0.068
Chloromethane	**0.14 J**	**1.0**	**ug/L**	**0.14**
Cyclohexane	ND	1.0	ug/L	0.11
Dibromochloromethane	ND	1.0	ug/L	0.20
1,2-Dibromo-3-chloro-propane	ND	1.0	ug/L	0.26
1,2-Dibromoethane	ND	1.0	ug/L	0.15
1,3-Dichlorobenzene	ND	1.0	ug/L	0.10
1,4-Dichlorobenzene	ND	1.0	ug/L	0.10
1,2-Dichlorobenzene	ND	1.0	ug/L	0.086
Dichlorodifluoromethane	ND	1.0	ug/L	0.23
1,1-Dichloroethane	ND	1.0	ug/L	0.19
1,2-Dichloroethane	ND	1.0	ug/L	0.076
1,1-Dichloroethene	ND	1.0	ug/L	0.17
cis-1,2-Dichloroethene	**1.1**	**1.0**	**ug/L**	**0.090**
trans-1,2-Dichloroethene	ND	1.0	ug/L	0.097
1,2-Dichloropropane	ND	1.0	ug/L	0.24
cis-1,3-Dichloropropene	ND	1.0	ug/L	0.13
trans-1,3-Dichloropropene	ND	1.0	ug/L	0.16
Ethylbenzene	ND	1.0	ug/L	0.066
2-Hexanone	ND	5.0	ug/L	0.55
Isopropylbenzene	ND	1.0	ug/L	0.27
Methyl acetate	ND	1.0	ug/L	0.17
Methylene chloride	ND	1.0	ug/L	0.19
Methylcyclohexane	ND	1.0	ug/L	0.18
4-Methyl-2-pentanone	ND	5.0	ug/L	0.61
Methyl tert-butyl ether	ND	1.0	ug/L	0.13

(Continued on next page)

Tetra Tech NUS, Inc

Client Sample ID: FMC 16

GC/MS Volatiles

Lot-Sample #...: C7K020216-007 **Work Order #...:** KAE1J1AN **Matrix.....:** WATER

PARAMETER	RESULT	REPORTING LIMIT	UNITS	MDL
Styrene	ND	1.0	ug/L	0.25
1,1,2,2-Tetrachloroethane	ND	1.0	ug/L	0.22
1,2,4-Trichloro-benzene	ND	1.0	ug/L	0.11
Tetrachloroethene	ND	1.0	ug/L	0.088
1,1,1-Trichloroethane	ND	1.0	ug/L	0.11
1,1,2-Trichloroethane	ND	1.0	ug/L	0.11
Trichloroethene	**3.1**	**1.0**	**ug/L**	**0.22**
Trichlorofluoromethane	ND	1.0	ug/L	0.17
1,1,2-Trichloro-1,2,2-trifluoroethane	ND	1.0	ug/L	0.14
Toluene	ND	1.0	ug/L	0.21
Vinyl chloride	**0.73 J**	**1.0**	**ug/L**	**0.11**
Xylenes (total)	ND	3.0	ug/L	0.20

SURROGATE	PERCENT RECOVERY	RECOVERY LIMITS
Toluene-d8	97	(71 - 118)
1,2-Dichloroethane-d4	119	(64 - 135)
4-Bromofluorobenzene	94	(70 - 118)
Dibromofluoromethane	107	(64 - 128)

NOTE(S):

J Estimated result. Result is less than RL.

Tetra Tech NUS, Inc

Client Sample ID: FMC 18

GC/MS Volatiles

Lot-Sample #...: C7K020216-008	**Work Order #...:** KAE1K1AN	**Matrix.....:** WATER
Date Sampled...: 10/31/07	**Date Received..:** 11/02/07	**MS Run #.....:** 7312348
Prep Date.....: 11/08/07	**Analysis Date..:** 11/09/07	
Prep Batch #...: 7312657	**Analysis Time..:** 02:47	
Dilution Factor: 1	**Initial Wgt/Vol:** 5 mL	**Final Wgt/Vol..:** 5 mL
Analyst ID.....: 403419	**Instrument ID..:** HP6	
	Method.....: SW846 8260B	

PARAMETER	RESULT	REPORTING LIMIT	UNITS	MDL
Acetone	**2.8 J**	**5.0**	**ug/L**	**2.5**
Benzene	ND	1.0	ug/L	0.19
Bromodichloromethane	ND	1.0	ug/L	0.099
Bromoform	ND	1.0	ug/L	0.27
Bromomethane	ND	1.0	ug/L	0.18
2-Butanone	ND	5.0	ug/L	0.65
Carbon disulfide	ND	1.0	ug/L	0.11
Carbon tetrachloride	ND	1.0	ug/L	0.22
Chlorobenzene	ND	1.0	ug/L	0.33
Chloroethane	ND	1.0	ug/L	0.11
Chloroform	ND	1.0	ug/L	0.068
Chloromethane	**0.14 J**	**1.0**	**ug/L**	**0.14**
Cyclohexane	ND	1.0	ug/L	0.11
Dibromochloromethane	ND	1.0	ug/L	0.20
1,2-Dibromo-3-chloro-propane	ND	1.0	ug/L	0.26
1,2-Dibromoethane	ND	1.0	ug/L	0.15
1,3-Dichlorobenzene	ND	1.0	ug/L	0.10
1,4-Dichlorobenzene	ND	1.0	ug/L	0.10
1,2-Dichlorobenzene	ND	1.0	ug/L	0.086
Dichlorodifluoromethane	ND	1.0	ug/L	0.23
1,1-Dichloroethane	ND	1.0	ug/L	0.19
1,2-Dichloroethane	ND	1.0	ug/L	0.076
1,1-Dichloroethene	ND	1.0	ug/L	0.17
cis-1,2-Dichloroethene	**0.22 J**	**1.0**	**ug/L**	**0.090**
trans-1,2-Dichloroethene	ND	1.0	ug/L	0.097
1,2-Dichloropropane	ND	1.0	ug/L	0.24
cis-1,3-Dichloropropene	ND	1.0	ug/L	0.13
trans-1,3-Dichloropropene	ND	1.0	ug/L	0.16
Ethylbenzene	ND	1.0	ug/L	0.066
2-Hexanone	ND	5.0	ug/L	0.55
Isopropylbenzene	ND	1.0	ug/L	0.27
Methyl acetate	ND	1.0	ug/L	0.17
Methylene chloride	ND	1.0	ug/L	0.19
Methylcyclohexane	ND	1.0	ug/L	0.18
4-Methyl-2-pentanone	ND	5.0	ug/L	0.61
Methyl tert-butyl ether	ND	1.0	ug/L	0.13

(Continued on next page)

Tetra Tech NUS, Inc

Client Sample ID: PMC 18

GC/MS Volatiles

Lot-Sample #...: C7K020216-008 **Work Order #...:** KAE1K1AN **Matrix.....:** WATER

PARAMETER	RESULT	REPORTING LIMIT	UNITS	MDL
Styrene	ND	1.0	ug/L	0.25
1,1,2,2-Tetrachloroethane	ND	1.0	ug/L	0.22
1,2,4-Trichloro-benzene	ND	1.0	ug/L	0.11
Tetrachloroethene	ND	1.0	ug/L	0.088
1,1,1-Trichloroethane	ND	1.0	ug/L	0.11
1,1,2-Trichloroethane	ND	1.0	ug/L	0.11
Trichloroethene	**0.40 J**	**1.0**	**ug/L**	**0.22**
Trichlorofluoromethane	ND	1.0	ug/L	0.17
1,1,2-Trichloro-1,2,2-trifluoroethane	ND	1.0	ug/L	0.14
Toluene	ND	1.0	ug/L	0.21
Vinyl chloride	ND	1.0	ug/L	0.11
Xylenes (total)	ND	3.0	ug/L	0.20

SURROGATE	PERCENT RECOVERY	RECOVERY LIMITS
Toluene-d8	98	(71 - 118)
1,2-Dichloroethane-d4	122	(64 - 135)
4-Bromofluorobenzene	93	(70 - 118)
Dibromofluoromethane	113	(64 - 128)

NOTE(S):

J Estimated result. Result is less than RL.

Tetra Tech NUS, Inc

Client Sample ID: FMC 20

GC/MS Volatiles

Lot-Sample #...: C7K020216-009	**Work Order #...:** KAE1P1AN	**Matrix.....:** WATER
Date Sampled...: 10/31/07	**Date Received..:** 11/02/07	**MS Run #.....:** 7312348
Prep Date.....: 11/08/07	**Analysis Date..:** 11/09/07	
Prep Batch #...: 7312657	**Analysis Time..:** 03:34	
Dilution Factor: 1	**Initial Wgt/Vol:** 5 mL	**Final Wgt/Vol..:** 5 mL
Analyst ID.....: 403419	**Instrument ID..:** HP6	
	Method.....: SW846 8260B	

PARAMETER	RESULT	REPORTING LIMIT	UNITS	MDL
Acetone	ND	5.0	ug/L	2.5
Benzene	ND	1.0	ug/L	0.19
Bromodichloromethane	ND	1.0	ug/L	0.099
Bromoform	ND	1.0	ug/L	0.27
Bromomethane	ND	1.0	ug/L	0.18
2-Butanone	ND	5.0	ug/L	0.65
Carbon disulfide	ND	1.0	ug/L	0.11
Carbon tetrachloride	ND	1.0	ug/L	0.22
Chlorobenzene	ND	1.0	ug/L	0.33
Chloroethane	ND	1.0	ug/L	0.11
Chloroform	ND	1.0	ug/L	0.068
Chloromethane	**0.14 J**	**1.0**	**ug/L**	**0.14**
Cyclohexane	ND	1.0	ug/L	0.11
Dibromochloromethane	ND	1.0	ug/L	0.20
1,2-Dibromo-3-chloro-propane	ND	1.0	ug/L	0.26
1,2-Dibromoethane	ND	1.0	ug/L	0.15
1,3-Dichlorobenzene	ND	1.0	ug/L	0.10
1,4-Dichlorobenzene	ND	1.0	ug/L	0.10
1,2-Dichlorobenzene	ND	1.0	ug/L	0.086
Dichlorodifluoromethane	ND	1.0	ug/L	0.23
1,1-Dichloroethane	ND	1.0	ug/L	0.19
1,2-Dichloroethane	ND	1.0	ug/L	0.076
1,1-Dichloroethene	ND	1.0	ug/L	0.17
cis-1,2-Dichloroethene	ND	1.0	ug/L	0.090
trans-1,2-Dichloroethene	ND	1.0	ug/L	0.097
1,2-Dichloropropane	ND	1.0	ug/L	0.24
cis-1,3-Dichloropropene	ND	1.0	ug/L	0.13
trans-1,3-Dichloropropene	ND	1.0	ug/L	0.16
Ethylbenzene	ND	1.0	ug/L	0.066
2-Hexanone	ND	5.0	ug/L	0.55
Isopropylbenzene	ND	1.0	ug/L	0.27
Methyl acetate	ND	1.0	ug/L	0.17
Methylene chloride	ND	1.0	ug/L	0.19
Methylcyclohexane	ND	1.0	ug/L	0.18
4-Methyl-2-pentanone	ND	5.0	ug/L	0.61
Methyl tert-butyl ether	ND	1.0	ug/L	0.13

(Continued on next page)

Tetra Tech NUS, Inc

Client Sample ID: FMC 20

GC/MS Volatiles

Lot-Sample #...: C7K020216-009 **Work Order #...:** KAE1P1AN **Matrix.....:** WATER

PARAMETER	RESULT	REPORTING LIMIT	UNITS	MDL
Styrene	ND	1.0	ug/L	0.25
1,1,2,2-Tetrachloroethane	ND	1.0	ug/L	0.22
1,2,4-Trichloro-benzene	ND	1.0	ug/L	0.11
Tetrachloroethene	ND	1.0	ug/L	0.088
1,1,1-Trichloroethane	ND	1.0	ug/L	0.11
1,1,2-Trichloroethane	ND	1.0	ug/L	0.11
Trichloroethene	**0.36 J**	**1.0**	**ug/L**	**0.22**
Trichlorofluoromethane	ND	1.0	ug/L	0.17
1,1,2-Trichloro-1,2,2-trifluoroethane	ND	1.0	ug/L	0.14
Toluene	ND	1.0	ug/L	0.21
Vinyl chloride	ND	1.0	ug/L	0.11
Xylenes (total)	ND	3.0	ug/L	0.20

SURROGATE	PERCENT RECOVERY	RECOVERY LIMITS
Toluene-d8	98	(71 - 118)
1,2-Dichloroethane-d4	122	(64 - 135)
4-Bromofluorobenzene	97	(70 - 118)
Dibromofluoromethane	113	(64 - 128)

NOTE(S):

J Estimated result. Result is less than RL.

Tetra Tech NUS, Inc

Client Sample ID: FMC 22

GC/MS Volatiles

Lot-Sample #...: C7K020216-010	**Work Order #...:** KAE1R1AN	**Matrix.....:** WATER
Date Sampled...: 10/31/07	**Date Received..:** 11/02/07	**MS Run #.....:** 7312348
Prep Date.....: 11/08/07	**Analysis Date..:** 11/09/07	
Prep Batch #...: 7312657	**Analysis Time..:** 03:57	
Dilution Factor: 1	**Initial Wgt/Vol:** 5 mL	**Final Wgt/Vol..:** 5 mL
Analyst ID.....: 403419	**Instrument ID..:** HP6	
	Method.....: SW846 8260B	

PARAMETER	RESULT	REPORTING LIMIT	UNITS	MDL
Acetone	**2.6 J**	**5.0**	**ug/L**	**2.5**
Benzene	ND	1.0	ug/L	0.19
Bromodichloromethane	ND	1.0	ug/L	0.099
Bromoform	ND	1.0	ug/L	0.27
Bromomethane	ND	1.0	ug/L	0.18
2-Butanone	ND	5.0	ug/L	0.65
Carbon disulfide	ND	1.0	ug/L	0.11
Carbon tetrachloride	ND	1.0	ug/L	0.22
Chlorobenzene	ND	1.0	ug/L	0.33
Chloroethane	ND	1.0	ug/L	0.11
Chloroform	ND	1.0	ug/L	0.068
Chloromethane	**0.15 J**	**1.0**	**ug/L**	**0.14**
Cyclohexane	ND	1.0	ug/L	0.11
Dibromochloromethane	ND	1.0	ug/L	0.20
1,2-Dibromo-3-chloro-propane	ND	1.0	ug/L	0.26
1,2-Dibromoethane	ND	1.0	ug/L	0.15
1,3-Dichlorobenzene	ND	1.0	ug/L	0.10
1,4-Dichlorobenzene	ND	1.0	ug/L	0.10
1,2-Dichlorobenzene	ND	1.0	ug/L	0.086
Dichlorodifluoromethane	ND	1.0	ug/L	0.23
1,1-Dichloroethane	ND	1.0	ug/L	0.19
1,2-Dichloroethane	ND	1.0	ug/L	0.076
1,1-Dichloroethene	ND	1.0	ug/L	0.17
cis-1,2-Dichloroethene	**0.30 J**	**1.0**	**ug/L**	**0.090**
trans-1,2-Dichloroethene	ND	1.0	ug/L	0.097
1,2-Dichloropropane	ND	1.0	ug/L	0.24
cis-1,3-Dichloropropene	ND	1.0	ug/L	0.13
trans-1,3-Dichloropropene	ND	1.0	ug/L	0.16
Ethylbenzene	ND	1.0	ug/L	0.066
2-Hexanone	ND	5.0	ug/L	0.55
Isopropylbenzene	ND	1.0	ug/L	0.27
Methyl acetate	ND	1.0	ug/L	0.17
Methylene chloride	ND	1.0	ug/L	0.19
Methylcyclohexane	ND	1.0	ug/L	0.18
4-Methyl-2-pentanone	ND	5.0	ug/L	0.61
Methyl tert-butyl ether	ND	1.0	ug/L	0.13

(Continued on next page)

Tetra Tech NUS, Inc

Client Sample ID: FMC 22

GC/MS Volatiles

Lot-Sample #...: C7K020216-010 **Work Order #...:** KAE1R1AN **Matrix.....:** WATER

PARAMETER	RESULT	REPORTING LIMIT	UNITS	MDL
Styrene	ND	1.0	ug/L	0.25
1,1,2,2-Tetrachloroethane	ND	1.0	ug/L	0.22
1,2,4-Trichloro-benzene	ND	1.0	ug/L	0.11
Tetrachloroethene	ND	1.0	ug/L	0.088
1,1,1-Trichloroethane	ND	1.0	ug/L	0.11
1,1,2-Trichloroethane	ND	1.0	ug/L	0.11
Trichloroethene	**0.45 J**	**1.0**	**ug/L**	**0.22**
Trichlorofluoromethane	ND	1.0	ug/L	0.17
1,1,2-Trichloro-1,2,2-trifluoroethane	ND	1.0	ug/L	0.14
Toluene	ND	1.0	ug/L	0.21
Vinyl chloride	ND	1.0	ug/L	0.11
Xylenes (total)	ND	3.0	ug/L	0.20

SURROGATE	PERCENT RECOVERY	RECOVERY LIMITS
Toluene-d8	98	(71 - 118)
1,2-Dichloroethane-d4	122	(64 - 135)
4-Bromofluorobenzene	93	(70 - 118)
Dibromofluoromethane	112	(64 - 128)

NOTE(S):

J Estimated result. Result is less than RL.

Tetra Tech NUS, Inc

Client Sample ID: FMC 3

GC/MS Volatiles

Lot-Sample #...: C7K020216-011	**Work Order #...:** KAE101AN	**Matrix.....:** WATER
Date Sampled...: 10/31/07	**Date Received..:** 11/02/07	**MS Run #.....:** 7312348
Prep Date.....: 11/08/07	**Analysis Date..:** 11/09/07	
Prep Batch #...: 7312657	**Analysis Time..:** 04:20	
Dilution Factor: 1	**Initial Wgt/Vol:** 5 mL	**Final Wgt/Vol..:** 5 mL
Analyst ID.....: 403419	**Instrument ID..:** HP6	
	Method.....: SW846 8260B	

PARAMETER	RESULT	REPORTING LIMIT	UNITS	MDL
Acetone	**5.4**	**5.0**	**ug/L**	**2.5**
Benzene	ND	1.0	ug/L	0.19
Bromodichloromethane	ND	1.0	ug/L	0.099
Bromoform	ND	1.0	ug/L	0.27
Bromomethane	ND	1.0	ug/L	0.18
2-Butanone	ND	5.0	ug/L	0.65
Carbon disulfide	ND	1.0	ug/L	0.11
Carbon tetrachloride	ND	1.0	ug/L	0.22
Chlorobenzene	ND	1.0	ug/L	0.33
Chloroethane	ND	1.0	ug/L	0.11
Chloroform	ND	1.0	ug/L	0.068
Chloromethane	**0.26 J**	**1.0**	**ug/L**	**0.14**
Cyclohexane	ND	1.0	ug/L	0.11
Dibromochloromethane	ND	1.0	ug/L	0.20
1,2-Dibromo-3-chloro-propane	ND	1.0	ug/L	0.26
1,2-Dibromoethane	ND	1.0	ug/L	0.15
1,3-Dichlorobenzene	ND	1.0	ug/L	0.10
1,4-Dichlorobenzene	ND	1.0	ug/L	0.10
1,2-Dichlorobenzene	ND	1.0	ug/L	0.086
Dichlorodifluoromethane	ND	1.0	ug/L	0.23
1,1-Dichloroethane	ND	1.0	ug/L	0.19
1,2-Dichloroethane	ND	1.0	ug/L	0.076
1,1-Dichloroethene	ND	1.0	ug/L	0.17
cis-1,2-Dichloroethene	**0.25 J**	**1.0**	**ug/L**	**0.090**
trans-1,2-Dichloroethene	ND	1.0	ug/L	0.097
1,2-Dichloropropane	ND	1.0	ug/L	0.24
cis-1,3-Dichloropropene	ND	1.0	ug/L	0.13
trans-1,3-Dichloropropene	ND	1.0	ug/L	0.16
Ethylbenzene	ND	1.0	ug/L	0.066
2-Hexanone	ND	5.0	ug/L	0.55
Isopropylbenzene	ND	1.0	ug/L	0.27
Methyl acetate	ND	1.0	ug/L	0.17
Methylene chloride	ND	1.0	ug/L	0.19
Methylcyclohexane	ND	1.0	ug/L	0.18
4-Methyl-2-pentanone	ND	5.0	ug/L	0.61
Methyl tert-butyl ether	ND	1.0	ug/L	0.13

(Continued on next page)

Tetra Tech NUS, Inc

Client Sample ID: FMC 3

GC/MS Volatiles

Lot-Sample #...: C7K020216-011 **Work Order #...:** KAE101AN **Matrix.....:** WATER

PARAMETER	RESULT	REPORTING LIMIT	UNITS	MDL
Styrene	ND	1.0	ug/L	0.25
1,1,2,2-Tetrachloroethane	ND	1.0	ug/L	0.22
1,2,4-Trichloro-benzene	ND	1.0	ug/L	0.11
Tetrachloroethene	ND	1.0	ug/L	0.088
1,1,1-Trichloroethane	ND	1.0	ug/L	0.11
1,1,2-Trichloroethane	ND	1.0	ug/L	0.11
Trichloroethene	**0.53 J**	**1.0**	**ug/L**	**0.22**
Trichlorofluoromethane	ND	1.0	ug/L	0.17
1,1,2-Trichloro-1,2,2-trifluoroethane	ND	1.0	ug/L	0.14
Toluene	ND	1.0	ug/L	0.21
Vinyl chloride	ND	1.0	ug/L	0.11
Xylenes (total)	ND	3.0	ug/L	0.20

SURROGATE	PERCENT RECOVERY	RECOVERY LIMITS
Toluene-d8	92	(71 - 118)
1,2-Dichloroethane-d4	122	(64 - 135)
4-Bromofluorobenzene	93	(70 - 118)
Dibromofluoromethane	117	(64 - 128)

NOTE(S):

J Estimated result. Result is less than RL.

Tetra Tech NUS, Inc

Client Sample ID: FMC 5

GC/MS Volatiles

Lot-Sample #...: C7K020216-012	**Work Order #...:** KAE151AN	**Matrix.....:** WATER
Date Sampled...: 10/31/07	**Date Received..:** 11/02/07	**MS Run #.....:** 7312348
Prep Date.....: 11/08/07	**Analysis Date..:** 11/09/07	
Prep Batch #...: 7312657	**Analysis Time..:** 04:43	
Dilution Factor: 1	**Initial Wgt/Vol:** 5 mL	**Final Wgt/Vol..:** 5 mL
Analyst ID.....: 403419	**Instrument ID..:** HP6	
	Method.....: SW846 8260B	

PARAMETER	RESULT	REPORTING LIMIT	UNITS	MDL
Acetone	**2.8 J**	**5.0**	**ug/L**	**2.5**
Benzene	ND	1.0	ug/L	0.19
Bromodichloromethane	ND	1.0	ug/L	0.099
Bromoform	ND	1.0	ug/L	0.27
Bromomethane	ND	1.0	ug/L	0.18
2-Butanone	ND	5.0	ug/L	0.65
Carbon disulfide	ND	1.0	ug/L	0.11
Carbon tetrachloride	ND	1.0	ug/L	0.22
Chlorobenzene	ND	1.0	ug/L	0.33
Chloroethane	ND	1.0	ug/L	0.11
Chloroform	ND	1.0	ug/L	0.068
Chloromethane	ND	1.0	ug/L	0.14
Cyclohexane	ND	1.0	ug/L	0.11
Dibromochloromethane	ND	1.0	ug/L	0.20
1,2-Dibromo-3-chloro-propane	ND	1.0	ug/L	0.26
1,2-Dibromoethane	ND	1.0	ug/L	0.15
1,3-Dichlorobenzene	ND	1.0	ug/L	0.10
1,4-Dichlorobenzene	ND	1.0	ug/L	0.10
1,2-Dichlorobenzene	ND	1.0	ug/L	0.086
Dichlorodifluoromethane	ND	1.0	ug/L	0.23
1,1-Dichloroethane	ND	1.0	ug/L	0.19
1,2-Dichloroethane	ND	1.0	ug/L	0.076
1,1-Dichloroethene	ND	1.0	ug/L	0.17
cis-1,2-Dichloroethene	**0.18 J**	**1.0**	**ug/L**	**0.090**
trans-1,2-Dichloroethene	ND	1.0	ug/L	0.097
1,2-Dichloropropane	ND	1.0	ug/L	0.24
cis-1,3-Dichloropropene	ND	1.0	ug/L	0.13
trans-1,3-Dichloropropene	ND	1.0	ug/L	0.16
Ethylbenzene	ND	1.0	ug/L	0.066
2-Hexanone	ND	5.0	ug/L	0.55
Isopropylbenzene	ND	1.0	ug/L	0.27
Methyl acetate	ND	1.0	ug/L	0.17
Methylene chloride	ND	1.0	ug/L	0.19
Methylcyclohexane	ND	1.0	ug/L	0.18
4-Methyl-2-pentanone	ND	5.0	ug/L	0.61
Methyl tert-butyl ether	ND	1.0	ug/L	0.13

(Continued on next page)

Tetra Tech NUS, Inc

Client Sample ID: FMC 5

GC/MS Volatiles

Lot-Sample #...: C7K020216-012 **Work Order #...:** KAE151AN **Matrix.....:** WATER

PARAMETER	RESULT	REPORTING LIMIT	UNITS	MDL
Styrene	ND	1.0	ug/L	0.25
1,1,2,2-Tetrachloroethane	ND	1.0	ug/L	0.22
1,2,4-Trichloro-benzene	ND	1.0	ug/L	0.11
Tetrachloroethene	ND	1.0	ug/L	0.088
1,1,1-Trichloroethane	ND	1.0	ug/L	0.11
1,1,2-Trichloroethane	ND	1.0	ug/L	0.11
Trichloroethene	**0.50 J**	**1.0**	**ug/L**	**0.22**
Trichlorofluoromethane	ND	1.0	ug/L	0.17
1,1,2-Trichloro-1,2,2-trifluoroethane	ND	1.0	ug/L	0.14
Toluene	ND	1.0	ug/L	0.21
Vinyl chloride	ND	1.0	ug/L	0.11
Xylenes (total)	ND	3.0	ug/L	0.20

SURROGATE	PERCENT RECOVERY	RECOVERY LIMITS
Toluene-d8	95	(71 - 118)
1,2-Dichloroethane-d4	118	(64 - 135)
4-Bromofluorobenzene	97	(70 - 118)
Dibromofluoromethane	113	(64 - 128)

NOTE(S):

J Estimated result. Result is less than RL.

Tetra Tech NUS, Inc

Client Sample ID: FMC 7

GC/MS Volatiles

Lot-Sample #...: C7K020216-013	**Work Order #...:** KAE191AN	**Matrix.....:** WATER	
Date Sampled...: 10/31/07	**Date Received..:** 11/02/07	**MS Run #.....:** 7312348	
Prep Date.....: 11/08/07	**Analysis Date..:** 11/09/07		
Prep Batch #...: 7312657	**Analysis Time..:** 05:07		
Dilution Factor: 1	**Initial Wgt/Vol:** 5 mL	**Final Wgt/Vol..:** 5 mL	
Analyst ID.....: 403419	**Instrument ID..:** HP6		
	Method.....: SW846 8260B		

PARAMETER	RESULT	REPORTING LIMIT	UNITS	MDL
Acetone	**4.6 J**	**5.0**	**ug/L**	**2.5**
Benzene	ND	1.0	ug/L	0.19
Bromodichloromethane	ND	1.0	ug/L	0.099
Bromoform	ND	1.0	ug/L	0.27
Bromomethane	ND	1.0	ug/L	0.18
2-Butanone	ND	5.0	ug/L	0.65
Carbon disulfide	ND	1.0	ug/L	0.11
Carbon tetrachloride	ND	1.0	ug/L	0.22
Chlorobenzene	ND	1.0	ug/L	0.33
Chloroethane	ND	1.0	ug/L	0.11
Chloroform	ND	1.0	ug/L	0.068
Chloromethane	**0.19 J**	**1.0**	**ug/L**	**0.14**
Cyclohexane	ND	1.0	ug/L	0.11
Dibromochloromethane	ND	1.0	ug/L	0.20
1,2-Dibromo-3-chloro-propane	ND	1.0	ug/L	0.26
1,2-Dibromoethane	ND	1.0	ug/L	0.15
1,3-Dichlorobenzene	ND	1.0	ug/L	0.10
1,4-Dichlorobenzene	ND	1.0	ug/L	0.10
1,2-Dichlorobenzene	ND	1.0	ug/L	0.086
Dichlorodifluoromethane	ND	1.0	ug/L	0.23
1,1-Dichloroethane	ND	1.0	ug/L	0.19
1,2-Dichloroethane	ND	1.0	ug/L	0.076
1,1-Dichloroethene	ND	1.0	ug/L	0.17
cis-1,2-Dichloroethene	**0.18 J**	**1.0**	**ug/L**	**0.090**
trans-1,2-Dichloroethene	ND	1.0	ug/L	0.097
1,2-Dichloropropane	ND	1.0	ug/L	0.24
cis-1,3-Dichloropropene	ND	1.0	ug/L	0.13
trans-1,3-Dichloropropene	ND	1.0	ug/L	0.16
Ethylbenzene	ND	1.0	ug/L	0.066
2-Hexanone	ND	5.0	ug/L	0.55
Isopropylbenzene	ND	1.0	ug/L	0.27
Methyl acetate	ND	1.0	ug/L	0.17
Methylene chloride	ND	1.0	ug/L	0.19
Methylcyclohexane	ND	1.0	ug/L	0.18
4-Methyl-2-pentanone	ND	5.0	ug/L	0.61
Methyl tert-butyl ether	ND	1.0	ug/L	0.13

(Continued on next page)

Tetra Tech NUS, Inc

Client Sample ID: FMC 7

GC/MS Volatiles

Lot-Sample #...: C7K020216-013 **Work Order #...:** KAE191AN **Matrix.....:** WATER

PARAMETER	RESULT	REPORTING LIMIT	UNITS	MDL
Styrene	ND	1.0	ug/L	0.25
1,1,2,2-Tetrachloroethane	ND	1.0	ug/L	0.22
1,2,4-Trichloro-benzene	ND	1.0	ug/L	0.11
Tetrachloroethene	ND	1.0	ug/L	0.088
1,1,1-Trichloroethane	ND	1.0	ug/L	0.11
1,1,2-Trichloroethane	ND	1.0	ug/L	0.11
Trichloroethene	**0.53 J**	**1.0**	**ug/L**	**0.22**
Trichlorofluoromethane	ND	1.0	ug/L	0.17
1,1,2-Trichloro-1,2,2-trifluoroethane	ND	1.0	ug/L	0.14
Toluene	ND	1.0	ug/L	0.21
Vinyl chloride	ND	1.0	ug/L	0.11
Xylenes (total)	ND	3.0	ug/L	0.20

SURROGATE	PERCENT RECOVERY	RECOVERY LIMITS
Toluene-d8	94	(71 - 118)
1,2-Dichloroethane-d4	125	(64 - 135)
4-Bromofluorobenzene	93	(70 - 118)
Dibromofluoromethane	108	(64 - 128)

NOTE(S):

J Estimated result. Result is less than RL.

Tetra Tech NUS, Inc

Client Sample ID: FMC 25

GC/MS Volatiles

Lot-Sample #...:	C7K020216-014	**Work Order #...:**	KAE2E1AN	**Matrix.....:**	WATER
Date Sampled...:	11/01/07	**Date Received..:**	11/02/07	**MS Run #.....:**	7312348
Prep Date.....:	11/08/07	**Analysis Date..:**	11/09/07		
Prep Batch #...:	7312657	**Analysis Time..:**	05:30		
Dilution Factor:	1	**Initial Wgt/Vol:**	5 mL	**Final Wgt/Vol..:**	5 mL
Analyst ID.....:	403419	**Instrument ID..:**	HP6		
		Method.....:	SW846 8260B		

PARAMETER	RESULT	REPORTING LIMIT	UNITS	MDL
Acetone	**3.8 J**	**5.0**	**ug/L**	**2.5**
Benzene	ND	1.0	ug/L	0.19
Bromodichloromethane	ND	1.0	ug/L	0.099
Bromoform	ND	1.0	ug/L	0.27
Bromomethane	ND	1.0	ug/L	0.18
2-Butanone	ND	5.0	ug/L	0.65
Carbon disulfide	ND	1.0	ug/L	0.11
Carbon tetrachloride	ND	1.0	ug/L	0.22
Chlorobenzene	ND	1.0	ug/L	0.33
Chloroethane	ND	1.0	ug/L	0.11
Chloroform	ND	1.0	ug/L	0.068
Chloromethane	ND	1.0	ug/L	0.14
Cyclohexane	ND	1.0	ug/L	0.11
Dibromochloromethane	ND	1.0	ug/L	0.20
1,2-Dibromo-3-chloro-propane	ND	1.0	ug/L	0.26
1,2-Dibromoethane	ND	1.0	ug/L	0.15
1,3-Dichlorobenzene	ND	1.0	ug/L	0.10
1,4-Dichlorobenzene	ND	1.0	ug/L	0.10
1,2-Dichlorobenzene	ND	1.0	ug/L	0.086
Dichlorodifluoromethane	ND	1.0	ug/L	0.23
1,1-Dichloroethane	ND	1.0	ug/L	0.19
1,2-Dichloroethane	ND	1.0	ug/L	0.076
1,1-Dichloroethene	ND	1.0	ug/L	0.17
cis-1,2-Dichloroethene	ND	1.0	ug/L	0.090
trans-1,2-Dichloroethene	ND	1.0	ug/L	0.097
1,2-Dichloropropane	ND	1.0	ug/L	0.24
cis-1,3-Dichloropropene	ND	1.0	ug/L	0.13
trans-1,3-Dichloropropene	ND	1.0	ug/L	0.16
Ethylbenzene	ND	1.0	ug/L	0.066
2-Hexanone	ND	5.0	ug/L	0.55
Isopropylbenzene	ND	1.0	ug/L	0.27
Methyl acetate	ND	1.0	ug/L	0.17
Methylene chloride	ND	1.0	ug/L	0.19
Methylcyclohexane	ND	1.0	ug/L	0.18
4-Methyl-2-pentanone	ND	5.0	ug/L	0.61
Methyl tert-butyl ether	ND	1.0	ug/L	0.13

(Continued on next page)

Tetra Tech NUS, Inc

Client Sample ID: FMC 25

GC/MS Volatiles

Lot-Sample #...: C7K020216-014 **Work Order #...:** KAE2E1AN **Matrix.....:** WATER

PARAMETER	RESULT	REPORTING LIMIT	UNITS	MDL
Styrene	ND	1.0	ug/L	0.25
1,1,2,2-Tetrachloroethane	ND	1.0	ug/L	0.22
1,2,4-Trichloro-benzene	ND	1.0	ug/L	0.11
Tetrachloroethene	ND	1.0	ug/L	0.088
1,1,1-Trichloroethane	ND	1.0	ug/L	0.11
1,1,2-Trichloroethane	ND	1.0	ug/L	0.11
Trichloroethene	ND	1.0	ug/L	0.22
Trichlorofluoromethane	ND	1.0	ug/L	0.17
1,1,2-Trichloro-1,2,2-trifluoroethane	ND	1.0	ug/L	0.14
Toluene	ND	1.0	ug/L	0.21
Vinyl chloride	ND	1.0	ug/L	0.11
Xylenes (total)	ND	3.0	ug/L	0.20

SURROGATE	PERCENT RECOVERY	RECOVERY LIMITS
Toluene-d8	99	(71 - 118)
1,2-Dichloroethane-d4	121	(64 - 135)
4-Bromofluorobenzene	94	(70 - 118)
Dibromofluoromethane	111	(64 - 128)

NOTE(S):

J Estimated result. Result is less than RL.

Tetra Tech NUS, Inc

Client Sample ID: FMC 26

GC/MS Volatiles

Lot-Sample #...: C7K020216-015	**Work Order #...:** KAE2J1AN	**Matrix.....:** WATER	
Date Sampled...: 11/01/07	**Date Received..:** 11/02/07	**MS Run #.....:** 7312348	
Prep Date.....: 11/08/07	**Analysis Date..:** 11/09/07		
Prep Batch #...: 7312657	**Analysis Time..:** 05:53		
Dilution Factor: 1	**Initial Wgt/Vol:** 5 mL	**Final Wgt/Vol..:** 5 mL	
Analyst ID.....: 403419	**Instrument ID..:** HP6		
	Method.....: SW846 8260B		

PARAMETER	RESULT	REPORTING LIMIT	UNITS	MDL
Acetone	**2.7 J**	**5.0**	**ug/L**	**2.5**
Benzene	ND	1.0	ug/L	0.19
Bromodichloromethane	ND	1.0	ug/L	0.099
Bromoform	ND	1.0	ug/L	0.27
Bromomethane	ND	1.0	ug/L	0.18
2-Butanone	ND	5.0	ug/L	0.65
Carbon disulfide	ND	1.0	ug/L	0.11
Carbon tetrachloride	ND	1.0	ug/L	0.22
Chlorobenzene	ND	1.0	ug/L	0.33
Chloroethane	ND	1.0	ug/L	0.11
Chloroform	ND	1.0	ug/L	0.068
Chloromethane	**0.14 J**	**1.0**	**ug/L**	**0.14**
Cyclohexane	ND	1.0	ug/L	0.11
Dibromochloromethane	ND	1.0	ug/L	0.20
1,2-Dibromo-3-chloro-propane	ND	1.0	ug/L	0.26
1,2-Dibromoethane	ND	1.0	ug/L	0.15
1,3-Dichlorobenzene	ND	1.0	ug/L	0.10
1,4-Dichlorobenzene	ND	1.0	ug/L	0.10
1,2-Dichlorobenzene	ND	1.0	ug/L	0.086
Dichlorodifluoromethane	ND	1.0	ug/L	0.23
1,1-Dichloroethane	ND	1.0	ug/L	0.19
1,2-Dichloroethane	ND	1.0	ug/L	0.076
1,1-Dichloroethene	ND	1.0	ug/L	0.17
cis-1,2-Dichloroethene	ND	1.0	ug/L	0.090
trans-1,2-Dichloroethene	ND	1.0	ug/L	0.097
1,2-Dichloropropane	ND	1.0	ug/L	0.24
cis-1,3-Dichloropropene	ND	1.0	ug/L	0.13
trans-1,3-Dichloropropene	ND	1.0	ug/L	0.16
Ethylbenzene	ND	1.0	ug/L	0.066
2-Hexanone	ND	5.0	ug/L	0.55
Isopropylbenzene	ND	1.0	ug/L	0.27
Methyl acetate	ND	1.0	ug/L	0.17
Methylene chloride	ND	1.0	ug/L	0.19
Methylcyclohexane	ND	1.0	ug/L	0.18
4-Methyl-2-pentanone	ND	5.0	ug/L	0.61
Methyl tert-butyl ether	ND	1.0	ug/L	0.13

(Continued on next page)

Tetra Tech NUS, Inc

Client Sample ID: FMC 26

GC/MS Volatiles

Lot-Sample #...: C7K020216-015 **Work Order #...:** KAE2J1AN **Matrix.....:** WATER

PARAMETER	RESULT	REPORTING LIMIT	UNITS	MDL
Styrene	ND	1.0	ug/L	0.25
1,1,2,2-Tetrachloroethane	ND	1.0	ug/L	0.22
1,2,4-Trichloro-benzene	ND	1.0	ug/L	0.11
Tetrachloroethene	ND	1.0	ug/L	0.088
1,1,1-Trichloroethane	ND	1.0	ug/L	0.11
1,1,2-Trichloroethane	ND	1.0	ug/L	0.11
Trichloroethene	ND	1.0	ug/L	0.22
Trichlorofluoromethane	ND	1.0	ug/L	0.17
1,1,2-Trichloro-1,2,2-trifluoroethane	ND	1.0	ug/L	0.14
Toluene	ND	1.0	ug/L	0.21
Vinyl chloride	ND	1.0	ug/L	0.11
Xylenes (total)	ND	3.0	ug/L	0.20

SURROGATE	PERCENT RECOVERY	RECOVERY LIMITS
Toluene-d8	96	(71 - 118)
1,2-Dichloroethane-d4	126	(64 - 135)
4-Bromofluorobenzene	92	(70 - 118)
Dibromofluoromethane	113	(64 - 128)

NOTE(S):

J Estimated result. Result is less than RL.

Tetra Tech NUS, Inc

Client Sample ID: TripBlank#1

GC/MS Volatiles

Lot-Sample #...: C7K020216-016	**Work Order #...:** KAE2L1AA	**Matrix.....:** WATER
Date Sampled...: 10/30/07	**Date Received..:** 11/02/07	**MS Run #.....:** 7312348
Prep Date.....: 11/08/07	**Analysis Date..:** 11/09/07	
Prep Batch #...: 7312657	**Analysis Time..:** 03:10	
Dilution Factor: 1	**Initial Wgt/Vol:** 5 mL	**Final Wgt/Vol..:** 5 mL
Analyst ID.....: 403419	**Instrument ID..:** HP6	
	Method.....: SW846 8260B	

PARAMETER	RESULT	REPORTING LIMIT	UNITS	MDL
Acetone	**3.3 J**	**5.0**	**ug/L**	**2.5**
Benzene	ND	1.0	ug/L	0.19
Bromodichloromethane	ND	1.0	ug/L	0.099
Bromoform	ND	1.0	ug/L	0.27
Bromomethane	ND	1.0	ug/L	0.18
2-Butanone	ND	5.0	ug/L	0.65
Carbon disulfide	ND	1.0	ug/L	0.11
Carbon tetrachloride	ND	1.0	ug/L	0.22
Chlorobenzene	ND	1.0	ug/L	0.33
Chloroethane	ND	1.0	ug/L	0.11
Chloroform	ND	1.0	ug/L	0.068
Chloromethane	ND	1.0	ug/L	0.14
Cyclohexane	ND	1.0	ug/L	0.11
Dibromochloromethane	ND	1.0	ug/L	0.20
1,2-Dibromo-3-chloro-propane	ND	1.0	ug/L	0.26
1,2-Dibromoethane	ND	1.0	ug/L	0.15
1,3-Dichlorobenzene	ND	1.0	ug/L	0.10
1,4-Dichlorobenzene	ND	1.0	ug/L	0.10
1,2-Dichlorobenzene	ND	1.0	ug/L	0.086
Dichlorodifluoromethane	ND	1.0	ug/L	0.23
1,1-Dichloroethane	ND	1.0	ug/L	0.19
1,2-Dichloroethane	ND	1.0	ug/L	0.076
1,1-Dichloroethene	ND	1.0	ug/L	0.17
cis-1,2-Dichloroethene	ND	1.0	ug/L	0.090
trans-1,2-Dichloroethene	ND	1.0	ug/L	0.097
1,2-Dichloropropane	ND	1.0	ug/L	0.24
cis-1,3-Dichloropropene	ND	1.0	ug/L	0.13
trans-1,3-Dichloropropene	ND	1.0	ug/L	0.16
Ethylbenzene	ND	1.0	ug/L	0.066
2-Hexanone	ND	5.0	ug/L	0.55
Isopropylbenzene	ND	1.0	ug/L	0.27
Methyl acetate	ND	1.0	ug/L	0.17
Methylene chloride	ND	1.0	ug/L	0.19
Methylcyclohexane	ND	1.0	ug/L	0.18
4-Methyl-2-pentanone	ND	5.0	ug/L	0.61
Methyl tert-butyl ether	ND	1.0	ug/L	0.13

(Continued on next page)

Tetra Tech NUS, Inc

Client Sample ID: TripBlank#1

GC/MS Volatiles

Lot-Sample #...: C7K020216-016 **Work Order #...:** KAE2L1AA **Matrix.....:** WATER

PARAMETER	RESULT	REPORTING LIMIT	UNITS	MDL
Styrene	ND	1.0	ug/L	0.25
1,1,2,2-Tetrachloroethane	ND	1.0	ug/L	0.22
1,2,4-Trichloro-benzene	ND	1.0	ug/L	0.11
Tetrachloroethene	ND	1.0	ug/L	0.088
1,1,1-Trichloroethane	ND	1.0	ug/L	0.11
1,1,2-Trichloroethane	ND	1.0	ug/L	0.11
Trichloroethene	ND	1.0	ug/L	0.22
Trichlorofluoromethane	ND	1.0	ug/L	0.17
1,1,2-Trichloro-1,2,2-trifluoroethane	ND	1.0	ug/L	0.14
Toluene	**0.24 J**	**1.0**	**ug/L**	**0.21**
Vinyl chloride	ND	1.0	ug/L	0.11
Xylenes (total)	ND	3.0	ug/L	0.20

SURROGATE	PERCENT RECOVERY	RECOVERY LIMITS
Toluene-d8	93	(71 - 118)
1,2-Dichloroethane-d4	123	(64 - 135)
4-Bromofluorobenzene	92	(70 - 118)
Dibromofluoromethane	116	(64 - 128)

NOTE(S):

J Estimated result. Result is less than RL.

Tetra Tech NUS, Inc

Client Sample ID: TripBlank#2

GC/MS Volatiles

Lot-Sample #...: C7K020216-017	**Work Order #...:** KAE211AA	**Matrix.....:** WATER
Date Sampled...: 10/30/07	**Date Received..:** 11/02/07	**MS Run #.....:** 7312348
Prep Date.....: 11/08/07	**Analysis Date..:** 11/09/07	
Prep Batch #...: 7312657	**Analysis Time..:** 06:17	
Dilution Factor: 1	**Initial Wgt/Vol:** 5 mL	**Final Wgt/Vol..:** 5 mL
Analyst ID.....: 403419	**Instrument ID..:** HP6	
	Method.....: SW846 8260B	

PARAMETER	RESULT	REPORTING LIMIT	UNITS	MDL
Acetone	**11**	**5.0**	**ug/L**	**2.5**
Benzene	ND	1.0	ug/L	0.19
Bromodichloromethane	ND	1.0	ug/L	0.099
Bromoform	ND	1.0	ug/L	0.27
Bromomethane	ND	1.0	ug/L	0.18
2-Butanone	ND	5.0	ug/L	0.65
Carbon disulfide	ND	1.0	ug/L	0.11
Carbon tetrachloride	ND	1.0	ug/L	0.22
Chlorobenzene	ND	1.0	ug/L	0.33
Chloroethane	ND	1.0	ug/L	0.11
Chloroform	ND	1.0	ug/L	0.068
Chloromethane	**0.15 J**	**1.0**	**ug/L**	**0.14**
Cyclohexane	ND	1.0	ug/L	0.11
Dibromochloromethane	ND	1.0	ug/L	0.20
1,2-Dibromo-3-chloro-propane	ND	1.0	ug/L	0.26
1,2-Dibromoethane	ND	1.0	ug/L	0.15
1,3-Dichlorobenzene	ND	1.0	ug/L	0.10
1,4-Dichlorobenzene	ND	1.0	ug/L	0.10
1,2-Dichlorobenzene	ND	1.0	ug/L	0.086
Dichlorodifluoromethane	ND	1.0	ug/L	0.23
1,1-Dichloroethane	ND	1.0	ug/L	0.19
1,2-Dichloroethane	ND	1.0	ug/L	0.076
1,1-Dichloroethene	ND	1.0	ug/L	0.17
cis-1,2-Dichloroethene	ND	1.0	ug/L	0.090
trans-1,2-Dichloroethene	ND	1.0	ug/L	0.097
1,2-Dichloropropane	ND	1.0	ug/L	0.24
cis-1,3-Dichloropropene	ND	1.0	ug/L	0.13
trans-1,3-Dichloropropene	ND	1.0	ug/L	0.16
Ethylbenzene	ND	1.0	ug/L	0.066
2-Hexanone	ND	5.0	ug/L	0.55
Isopropylbenzene	ND	1.0	ug/L	0.27
Methyl acetate	ND	1.0	ug/L	0.17
Methylene chloride	ND	1.0	ug/L	0.19
Methylcyclohexane	ND	1.0	ug/L	0.18
4-Methyl-2-pentanone	ND	5.0	ug/L	0.61
Methyl tert-butyl ether	ND	1.0	ug/L	0.13

(Continued on next page)

Tetra Tech NUS, Inc

Client Sample ID: TripBlank#2

GC/MS Volatiles

Lot-Sample #...: C7K020216-017 **Work Order #...:** KAE211AA **Matrix.....:** WATER

PARAMETER	RESULT	REPORTING LIMIT	UNITS	MDL
Styrene	ND	1.0	ug/L	0.25
1,1,2,2-Tetrachloroethane	ND	1.0	ug/L	0.22
1,2,4-Trichloro-benzene	ND	1.0	ug/L	0.11
Tetrachloroethene	ND	1.0	ug/L	0.088
1,1,1-Trichloroethane	ND	1.0	ug/L	0.11
1,1,2-Trichloroethane	ND	1.0	ug/L	0.11
Trichloroethene	ND	1.0	ug/L	0.22
Trichlorofluoromethane	ND	1.0	ug/L	0.17
1,1,2-Trichloro-1,2,2-trifluoroethane	ND	1.0	ug/L	0.14
Toluene	**0.39 J**	**1.0**	**ug/L**	**0.21**
Vinyl chloride	ND	1.0	ug/L	0.11
Xylenes (total)	ND	3.0	ug/L	0.20

SURROGATE	PERCENT RECOVERY	RECOVERY LIMITS
Toluene-d8	93	(71 - 118)
1,2-Dichloroethane-d4	122	(64 - 135)
4-Bromofluorobenzene	91	(70 - 118)
Dibromofluoromethane	111	(64 - 128)

NOTE(S):

J Estimated result. Result is less than RL.

GC/MS SEMIVOLATILE SUMMARY

Tetra Tech NUS, Inc

Client Sample ID: FMC 24

GC/MS Semivolatiles

Lot-Sample #...:	C7K020216-001	**Work Order #...:**	KAEX31AC	**Matrix.....:**	WATER
Date Sampled...:	10/30/07 13:35	**Date Received..:**	11/02/07 09:20	**MS Run #.....:**	7310082
Prep Date.....:	11/06/07	**Analysis Date..:**	11/24/07		
Prep Batch #...:	7310138	**Analysis Time..:**	11:21		
Dilution Factor:	1.19	**Initial Wgt/Vol:**	840 mL	**Final Wgt/Vol..:**	1 mL
Analyst ID.....:	003200	**Instrument ID..:**	733		
		Method.....:	SW846 8270C		

PARAMETER	RESULT	REPORTING LIMIT	UNITS	MDL
Acenaphthene	ND	0.24	ug/L	0.062
Acenaphthylene	ND	0.24	ug/L	0.055
Acetophenone	ND	1.2	ug/L	0.055
Anthracene	ND	0.24	ug/L	0.060
Atrazine	ND	1.2	ug/L	0.046
Benzo(a)anthracene	ND	0.24	ug/L	0.049
Benzo(a)pyrene	ND	0.24	ug/L	0.052
Benzo(b)fluoranthene	ND	0.24	ug/L	0.037
Benzo(ghi)perylene	ND	0.24	ug/L	0.033
Benzo(k)fluoranthene	ND	0.24	ug/L	0.047
Benzaldehyde	ND	1.2	ug/L	0.064
1,1'-Biphenyl	ND	1.2	ug/L	0.072
bis(2-Chloroethoxy) methane	ND	1.2	ug/L	0.14
bis(2-Chloroethyl)-ether	ND	0.24	ug/L	0.055
bis(2-Ethylhexyl) phthalate	**0.50 J**	**1.2**	**ug/L**	**0.14**
4-Bromophenyl phenyl ether	ND	1.2	ug/L	0.059
Butyl benzyl phthalate	**0.37 J**	**1.2**	**ug/L**	**0.16**
Caprolactam	ND	1.2	ug/L	0.22
Carbazole	ND	0.24	ug/L	0.062
4-Chloroaniline	ND	1.2	ug/L	0.055
4-Chloro-3-methylphenol	ND	1.2	ug/L	0.070
2-Chloronaphthalene	ND	0.24	ug/L	0.053
2-Chlorophenol	ND	1.2	ug/L	0.054
4-Chlorophenyl phenyl ether	ND	1.2	ug/L	0.051
Chrysene	ND	0.24	ug/L	0.042
Dibenz(a,h)anthracene	ND	0.24	ug/L	0.041
Dibenzofuran	ND	1.2	ug/L	0.064
3,3'-Dichlorobenzidine	ND	1.2	ug/L	0.049
2,4-Dichlorophenol	ND	0.24	ug/L	0.058
Diethyl phthalate	ND	1.2	ug/L	0.29
2,4-Dimethylphenol	ND	1.2	ug/L	0.062
Dimethyl phthalate	ND	1.2	ug/L	0.050

(Continued on next page)

Tetra Tech NUS, Inc

Client Sample ID: FMC 24

GC/MS Semivolatiles

Lot-Sample #...: C7K020216-001 **Work Order #...:** KAEX31AC **Matrix.....:** WATER

PARAMETER	RESULT	REPORTING LIMIT	UNITS	MDL
Di-n-butyl phthalate	ND	1.2	ug/L	0.055
4,6-Dinitro-2-methylphenol	ND	6.0	ug/L	1.7
2,4-Dinitrophenol	ND	6.0	ug/L	1.5
2,4-Dinitrotoluene	ND	1.2	ug/L	0.054
2,6-Dinitrotoluene	ND	1.2	ug/L	0.060
Di-n-octyl phthalate	ND	1.2	ug/L	0.051
Fluoranthene	ND	0.24	ug/L	0.059
Fluorene	ND	0.24	ug/L	0.065
Hexachlorobenzene	ND	0.24	ug/L	0.052
Hexachlorobutadiene	ND	0.24	ug/L	0.045
Hexachlorocyclopentadiene	ND	1.2	ug/L	0.095
Hexachloroethane	ND	1.2	ug/L	0.052
Indeno(1,2,3-cd)pyrene	ND	0.24	ug/L	0.057
Isophorone	ND	1.2	ug/L	0.056
2-Methylnaphthalene	ND	0.24	ug/L	0.056
2-Methylphenol	ND	1.2	ug/L	0.061
4-Methylphenol	ND	1.2	ug/L	0.088
Naphthalene	ND	0.24	ug/L	0.051
2-Nitroaniline	ND	6.0	ug/L	0.057
3-Nitroaniline	ND	6.0	ug/L	0.048
4-Nitroaniline	ND	6.0	ug/L	0.030
Nitrobenzene	ND	0.24	ug/L	0.076
2-Nitrophenol	ND	1.2	ug/L	0.064
4-Nitrophenol	ND	6.0	ug/L	0.084
N-Nitrosodi-n-propylamine	ND	0.24	ug/L	0.071
N-Nitrosodiphenylamine	ND	0.24	ug/L	0.058
2,2'-oxybis(1-Chloropropane)	ND	0.24	ug/L	0.031
Pentachlorophenol	ND	1.2	ug/L	0.099
Phenanthrene	ND	0.24	ug/L	0.065
Phenol	ND	0.24	ug/L	0.026
Pyrene	ND	0.24	ug/L	0.067
2,4,5-Trichlorophenol	ND	1.2	ug/L	0.074
2,4,6-Trichlorophenol	ND	1.2	ug/L	0.068

(Continued on next page)

Tetra Tech NUS, Inc

Client Sample ID: FMC 24

GC/MS Semivolatiles

Lot-Sample #...: C7K020216-001 **Work Order #...:** KAEX31AC **Matrix.....:** WATER

SURROGATE	PERCENT RECOVERY	RECOVERY LIMITS
Nitrobenzene-d5	70	(23 - 112)
Terphenyl-d14	66	(10 - 132)
2-Fluorobiphenyl	69	(19 - 107)
2-Fluorophenol	59	(10 - 111)
Phenol-d5	66	(15 - 112)
2,4,6-Tribromophenol	77	(16 - 122)

NOTE(S):

J Estimated result. Result is less than RL.

Tetra Tech NUS, Inc

Client Sample ID: FMC 9

GC/MS Semivolatiles

Lot-Sample #...:	C7K020216-002	**Work Order #...:**	KAE051AM	**Matrix.....:**	WATER
Date Sampled...:	10/30/07 15:05	**Date Received..:**	11/02/07 09:20	**MS Run #.....:**	7310082
Prep Date.....:	11/06/07	**Analysis Date..:**	11/24/07		
Prep Batch #...:	7310138	**Analysis Time..:**	11:49		
Dilution Factor:	1.02	**Initial Wgt/Vol:**	980 mL	**Final Wgt/Vol..:**	1 mL
Analyst ID.....:	003200	**Instrument ID..:**	733		
		Method.....:	SW846 8270C		

PARAMETER	RESULT	REPORTING LIMIT	UNITS	MDL
Acenaphthene	ND	0.20	ug/L	0.053
Acenaphthylene	ND	0.20	ug/L	0.047
Acetophenone	ND	1.0	ug/L	0.047
Anthracene	ND	0.20	ug/L	0.052
Atrazine	ND	1.0	ug/L	0.040
Benzo(a)anthracene	ND	0.20	ug/L	0.042
Benzo(a)pyrene	ND	0.20	ug/L	0.045
Benzo(b)fluoranthene	ND	0.20	ug/L	0.032
Benzo(ghi)perylene	ND	0.20	ug/L	0.028
Benzo(k)fluoranthene	ND	0.20	ug/L	0.040
Benzaldehyde	ND	1.0	ug/L	0.055
1,1'-Biphenyl	ND	1.0	ug/L	0.061
bis(2-Chloroethoxy) methane	ND	1.0	ug/L	0.12
bis(2-Chloroethyl)-ether	ND	0.20	ug/L	0.047
bis(2-Ethylhexyl) phthalate	**0.14 J**	**1.0**	**ug/L**	**0.12**
4-Bromophenyl phenyl ether	ND	1.0	ug/L	0.051
Butyl benzyl phthalate	**0.20 J**	**1.0**	**ug/L**	**0.14**
Caprolactam	ND	1.0	ug/L	0.19
Carbazole	ND	0.20	ug/L	0.053
4-Chloroaniline	ND	1.0	ug/L	0.047
4-Chloro-3-methylphenol	ND	1.0	ug/L	0.060
2-Chloronaphthalene	ND	0.20	ug/L	0.045
2-Chlorophenol	ND	1.0	ug/L	0.046
4-Chlorophenyl phenyl ether	ND	1.0	ug/L	0.043
Chrysene	ND	0.20	ug/L	0.036
Dibenz(a,h)anthracene	ND	0.20	ug/L	0.036
Dibenzofuran	ND	1.0	ug/L	0.055
3,3'-Dichlorobenzidine	ND	1.0	ug/L	0.042
2,4-Dichlorophenol	ND	0.20	ug/L	0.050
Diethyl phthalate	ND	1.0	ug/L	0.25
2,4-Dimethylphenol	ND	1.0	ug/L	0.053
Dimethyl phthalate	ND	1.0	ug/L	0.043

(Continued on next page)

Tetra Tech NUS, Inc

Client Sample ID: FMC 9

GC/MS Semivolatiles

Lot-Sample #...: C7K020216-002 **Work Order #...:** KAE051AM **Matrix.....:** WATER

PARAMETER	RESULT	REPORTING LIMIT	UNITS	MDL
Di-n-butyl phthalate	ND	1.0	ug/L	0.047
4,6-Dinitro-2-methylphenol	ND	5.1	ug/L	1.4
2,4-Dinitrophenol	ND	5.1	ug/L	1.3
2,4-Dinitrotoluene	ND	1.0	ug/L	0.046
2,6-Dinitrotoluene	ND	1.0	ug/L	0.052
Di-n-octyl phthalate	ND	1.0	ug/L	0.043
Fluoranthene	ND	0.20	ug/L	0.050
Fluorene	ND	0.20	ug/L	0.055
Hexachlorobenzene	ND	0.20	ug/L	0.044
Hexachlorobutadiene	ND	0.20	ug/L	0.038
Hexachlorocyclopentadiene	ND	1.0	ug/L	0.082
Hexachloroethane	ND	1.0	ug/L	0.044
Indeno(1,2,3-cd)pyrene	ND	0.20	ug/L	0.049
Isophorone	ND	1.0	ug/L	0.048
2-Methylnaphthalene	ND	0.20	ug/L	0.048
2-Methylphenol	ND	1.0	ug/L	0.052
4-Methylphenol	ND	1.0	ug/L	0.075
Naphthalene	ND	0.20	ug/L	0.044
2-Nitroaniline	ND	5.1	ug/L	0.049
3-Nitroaniline	ND	5.1	ug/L	0.041
4-Nitroaniline	ND	5.1	ug/L	0.026
Nitrobenzene	ND	0.20	ug/L	0.065
2-Nitrophenol	ND	1.0	ug/L	0.055
4-Nitrophenol	ND	5.1	ug/L	0.072
N-Nitrosodi-n-propylamine	ND	0.20	ug/L	0.061
N-Nitrosodiphenylamine	ND	0.20	ug/L	0.050
2,2'-oxybis(1-Chloropropane)	ND	0.20	ug/L	0.026
Pentachlorophenol	ND	1.0	ug/L	0.085
Phenanthrene	ND	0.20	ug/L	0.056
Phenol	ND	0.20	ug/L	0.023
Pyrene	ND	0.20	ug/L	0.058
2,4,5-Trichlorophenol	ND	1.0	ug/L	0.064
2,4,6-Trichlorophenol	ND	1.0	ug/L	0.058

(Continued on next page)

Tetra Tech NUS, Inc

Client Sample ID: FMC 9

GC/MS Semivolatiles

Lot-Sample #...: C7K020216-002 **Work Order #...:** KAE051AM **Matrix.....:** WATER

SURROGATE	PERCENT RECOVERY	RECOVERY LIMITS
Nitrobenzene-d5	68	(23 - 112)
Terphenyl-d14	67	(10 - 132)
2-Fluorobiphenyl	65	(19 - 107)
2-Fluorophenol	61	(10 - 111)
Phenol-d5	68	(15 - 112)
2,4,6-Tribromophenol	69	(16 - 122)

NOTE(S):

J Estimated result. Result is less than RL.

Tetra Tech NUS, Inc

Client Sample ID: FMC 10

GC/MS Semivolatiles

Lot-Sample #...:	C7K020216-003	**Work Order #...:**	KAE071AM	**Matrix.....:**	WATER
Date Sampled...:	10/30/07 14:35	**Date Received..:**	11/02/07 09:20	**MS Run #.....:**	7310082
Prep Date.....:	11/06/07	**Analysis Date..:**	11/24/07		
Prep Batch #...:	7310138	**Analysis Time..:**	12:18		
Dilution Factor:	1.06	**Initial Wgt/Vol:**	940 mL	**Final Wgt/Vol..:**	1 mL
Analyst ID.....:	003200	**Instrument ID..:**	733		
		Method.....:	SW846 8270C		

PARAMETER	RESULT	REPORTING LIMIT	UNITS	MDL
Acenaphthene	ND	0.21	ug/L	0.055
Acenaphthylene	ND	0.21	ug/L	0.049
Acetophenone	ND	1.1	ug/L	0.049
Anthracene	ND	0.21	ug/L	0.054
Atrazine	ND	1.1	ug/L	0.041
Benzo(a)anthracene	ND	0.21	ug/L	0.044
Benzo(a)pyrene	ND	0.21	ug/L	0.046
Benzo(b)fluoranthene	ND	0.21	ug/L	0.033
Benzo(ghi)perylene	ND	0.21	ug/L	0.029
Benzo(k)fluoranthene	ND	0.21	ug/L	0.042
Benzaldehyde	ND	1.1	ug/L	0.057
1,1'-Biphenyl	ND	1.1	ug/L	0.064
bis(2-Chloroethoxy) methane	ND	1.1	ug/L	0.13
bis(2-Chloroethyl)-ether	ND	0.21	ug/L	0.049
bis(2-Ethylhexyl) phthalate	**0.13 J**	**1.1**	**ug/L**	**0.13**
4-Bromophenyl phenyl ether	ND	1.1	ug/L	0.053
Butyl benzyl phthalate	ND	1.1	ug/L	0.15
Caprolactam	ND	1.1	ug/L	0.20
Carbazole	**0.097 J**	**0.21**	**ug/L**	**0.055**
4-Chloroaniline	ND	1.1	ug/L	0.049
4-Chloro-3-methylphenol	ND	1.1	ug/L	0.063
2-Chloronaphthalene	ND	0.21	ug/L	0.047
2-Chlorophenol	ND	1.1	ug/L	0.048
4-Chlorophenyl phenyl ether	ND	1.1	ug/L	0.045
Chrysene	ND	0.21	ug/L	0.038
Dibenz(a,h)anthracene	ND	0.21	ug/L	0.037
Dibenzofuran	**0.074 J**	**1.1**	**ug/L**	**0.057**
3,3'-Dichlorobenzidine	ND	1.1	ug/L	0.043
2,4-Dichlorophenol	ND	0.21	ug/L	0.051
Diethyl phthalate	ND	1.1	ug/L	0.26
2,4-Dimethylphenol	ND	1.1	ug/L	0.055
Dimethyl phthalate	ND	1.1	ug/L	0.045

(Continued on next page)

Tetra Tech NUS, Inc

Client Sample ID: FMC 10

GC/MS Semivolatiles

Lot-Sample #...: C7K020216-003 **Work Order #...:** KAE071AM **Matrix.....:** WATER

PARAMETER	RESULT	REPORTING LIMIT	UNITS	MDL
Di-n-butyl phthalate	ND	1.1	ug/L	0.049
4,6-Dinitro-2-methylphenol	ND	5.3	ug/L	1.5
2,4-Dinitrophenol	ND	5.3	ug/L	1.4
2,4-Dinitrotoluene	ND	1.1	ug/L	0.048
2,6-Dinitrotoluene	ND	1.1	ug/L	0.054
Di-n-octyl phthalate	ND	1.1	ug/L	0.045
Fluoranthene	ND	0.21	ug/L	0.052
Fluorene	ND	0.21	ug/L	0.057
Hexachlorobenzene	ND	0.21	ug/L	0.046
Hexachlorobutadiene	ND	0.21	ug/L	0.040
Hexachlorocyclopentadiene	ND	1.1	ug/L	0.085
Hexachloroethane	ND	1.1	ug/L	0.046
Indeno(1,2,3-cd)pyrene	ND	0.21	ug/L	0.050
Isophorone	ND	1.1	ug/L	0.050
2-Methylnaphthalene	ND	0.21	ug/L	0.050
2-Methylphenol	ND	1.1	ug/L	0.054
4-Methylphenol	ND	1.1	ug/L	0.078
Naphthalene	ND	0.21	ug/L	0.046
2-Nitroaniline	ND	5.3	ug/L	0.050
3-Nitroaniline	ND	5.3	ug/L	0.043
4-Nitroaniline	ND	5.3	ug/L	0.027
Nitrobenzene	ND	0.21	ug/L	0.068
2-Nitrophenol	ND	1.1	ug/L	0.057
4-Nitrophenol	ND	5.3	ug/L	0.074
N-Nitrosodi-n-propylamine	ND	0.21	ug/L	0.063
N-Nitrosodiphenylamine	ND	0.21	ug/L	0.052
2,2'-oxybis(1-Chloropropane)	ND	0.21	ug/L	0.027
Pentachlorophenol	ND	1.1	ug/L	0.088
Phenanthrene	**0.32**	**0.21**	**ug/L**	**0.058**
Phenol	ND	0.21	ug/L	0.023
Pyrene	ND	0.21	ug/L	0.060
2,4,5-Trichlorophenol	ND	1.1	ug/L	0.066
2,4,6-Trichlorophenol	ND	1.1	ug/L	0.060

(Continued on next page)

Tetra Tech NUS, Inc

Client Sample ID: FMC 10

GC/MS Semivolatiles

Lot-Sample #...: C7K020216-003 **Work Order #...:** KAE071AM **Matrix.....:** WATER

SURROGATE	PERCENT RECOVERY	RECOVERY LIMITS
Nitrobenzene-d5	61	(23 - 112)
Terphenyl-d14	65	(10 - 132)
2-Fluorobiphenyl	55	(19 - 107)
2-Fluorophenol	63	(10 - 111)
Phenol-d5	69	(15 - 112)
2,4,6-Tribromophenol	66	(16 - 122)

NOTE(S):

J Estimated result. Result is less than RL.

Tetra Tech NUS, Inc

Client Sample ID: FMC 11

GC/MS Semivolatiles

Lot-Sample #...:	C7K020216-004	**Work Order #...:**	KAE1A1AC	**Matrix.....:**	WATER
Date Sampled...:	10/30/07 14:11	**Date Received..:**	11/02/07 09:20	**MS Run #.....:**	7310082
Prep Date.....:	11/06/07	**Analysis Date..:**	11/24/07		
Prep Batch #...:	7310138	**Analysis Time..:**	12:46		
Dilution Factor:	1.1	**Initial Wgt/Vol:**	910 mL	**Final Wgt/Vol..:**	1 mL
Analyst ID.....:	003200	**Instrument ID..:**	733		
		Method.....:	SW846 8270C		

PARAMETER	RESULT	REPORTING LIMIT	UNITS	MDL
Acenaphthene	ND	0.22	ug/L	0.057
Acenaphthylene	ND	0.22	ug/L	0.051
Acetophenone	ND	1.1	ug/L	0.051
Anthracene	ND	0.22	ug/L	0.056
Atrazine	ND	1.1	ug/L	0.043
Benzo(a)anthracene	ND	0.22	ug/L	0.045
Benzo(a)pyrene	ND	0.22	ug/L	0.048
Benzo(b)fluoranthene	ND	0.22	ug/L	0.034
Benzo(ghi)perylene	ND	0.22	ug/L	0.030
Benzo(k)fluoranthene	ND	0.22	ug/L	0.043
Benzaldehyde	ND	1.1	ug/L	0.060
1,1'-Biphenyl	ND	1.1	ug/L	0.066
bis(2-Chloroethoxy) methane	ND	1.1	ug/L	0.13
bis(2-Chloroethyl)-ether	ND	0.22	ug/L	0.051
bis(2-Ethylhexyl) phthalate	ND	1.1	ug/L	0.13
4-Bromophenyl phenyl ether	ND	1.1	ug/L	0.055
Butyl benzyl phthalate	ND	1.1	ug/L	0.15
Caprolactam	ND	1.1	ug/L	0.21
Carbazole	ND	0.22	ug/L	0.057
4-Chloroaniline	ND	1.1	ug/L	0.051
4-Chloro-3-methylphenol	ND	1.1	ug/L	0.065
2-Chloronaphthalene	ND	0.22	ug/L	0.049
2-Chlorophenol	ND	1.1	ug/L	0.050
4-Chlorophenyl phenyl ether	ND	1.1	ug/L	0.047
Chrysene	ND	0.22	ug/L	0.039
Dibenz(a,h)anthracene	ND	0.22	ug/L	0.038
Dibenzofuran	ND	1.1	ug/L	0.059
3,3'-Dichlorobenzidine	ND	1.1	ug/L	0.045
2,4-Dichlorophenol	ND	0.22	ug/L	0.053
Diethyl phthalate	ND	1.1	ug/L	0.27
2,4-Dimethylphenol	ND	1.1	ug/L	0.057
Dimethyl phthalate	ND	1.1	ug/L	0.046

(Continued on next page)

Tetra Tech NUS, Inc

Client Sample ID: FMC 11

GC/MS Semivolatiles

Lot-Sample #...: C7K020216-004 **Work Order #...:** KAE1A1AC **Matrix.....:** WATER

PARAMETER	RESULT	REPORTING LIMIT	UNITS	MDL
Di-n-butyl phthalate	ND	1.1	ug/L	0.051
4,6-Dinitro-2-methylphenol	ND	5.5	ug/L	1.6
2,4-Dinitrophenol	ND	5.5	ug/L	1.4
2,4-Dinitrotoluene	ND	1.1	ug/L	0.050
2,6-Dinitrotoluene	ND	1.1	ug/L	0.056
Di-n-octyl phthalate	ND	1.1	ug/L	0.047
Fluoranthene	ND	0.22	ug/L	0.054
Fluorene	ND	0.22	ug/L	0.060
Hexachlorobenzene	ND	0.22	ug/L	0.048
Hexachlorobutadiene	ND	0.22	ug/L	0.041
Hexachlorocyclopentadiene	ND	1.1	ug/L	0.088
Hexachloroethane	ND	1.1	ug/L	0.048
Indeno(1,2,3-cd)pyrene	ND	0.22	ug/L	0.052
Isophorone	ND	1.1	ug/L	0.052
2-Methylnaphthalene	ND	0.22	ug/L	0.051
2-Methylphenol	ND	1.1	ug/L	0.056
4-Methylphenol	ND	1.1	ug/L	0.081
Naphthalene	ND	0.22	ug/L	0.047
2-Nitroaniline	ND	5.5	ug/L	0.052
3-Nitroaniline	ND	5.5	ug/L	0.044
4-Nitroaniline	ND	5.5	ug/L	0.028
Nitrobenzene	ND	0.22	ug/L	0.070
2-Nitrophenol	ND	1.1	ug/L	0.059
4-Nitrophenol	ND	5.5	ug/L	0.077
N-Nitrosodi-n-propylamine	ND	0.22	ug/L	0.065
N-Nitrosodiphenylamine	ND	0.22	ug/L	0.054
2,2'-oxybis(1-Chloropropane)	ND	0.22	ug/L	0.029
Pentachlorophenol	ND	1.1	ug/L	0.091
Phenanthrene	**0.26**	**0.22**	**ug/L**	**0.061**
Phenol	ND	0.22	ug/L	0.024
Pyrene	ND	0.22	ug/L	0.062
2,4,5-Trichlorophenol	ND	1.1	ug/L	0.069
2,4,6-Trichlorophenol	ND	1.1	ug/L	0.062

(Continued on next page)

Tetra Tech NUS, Inc

Client Sample ID: FMC 11

GC/MS Semivolatiles

Lot-Sample #...: C7K020216-004 **Work Order #...:** KAE1A1AC **Matrix.....:** WATER

SURROGATE	PERCENT RECOVERY	RECOVERY LIMITS
Nitrobenzene-d5	53	(23 - 112)
Terphenyl-d14	51	(10 - 132)
2-Fluorobiphenyl	48	(19 - 107)
2-Fluorophenol	50	(10 - 111)
Phenol-d5	57	(15 - 112)
2,4,6-Tribromophenol	63	(16 - 122)

Tetra Tech NUS, Inc

Client Sample ID: FMC 12

GC/MS Semivolatiles

Lot-Sample #...:	C7K020216-005	**Work Order #...:**	KAE1D1AM	**Matrix.....:**	WATER
Date Sampled...:	10/30/07 16:15	**Date Received..:**	11/02/07 09:20	**MS Run #.....:**	7310082
Prep Date.....:	11/06/07	**Analysis Date..:**	11/24/07		
Prep Batch #...:	7310138	**Analysis Time..:**	13:14		
Dilution Factor:	1.04	**Initial Wgt/Vol:**	960 mL	**Final Wgt/Vol..:**	1 mL
Analyst ID.....:	003200	**Instrument ID..:**	733		
		Method.....:	SW846 8270C		

PARAMETER	RESULT	REPORTING LIMIT	UNITS	MDL
Acenaphthene	ND	0.21	ug/L	0.054
Acenaphthylene	ND	0.21	ug/L	0.048
Acetophenone	ND	1.0	ug/L	0.048
Anthracene	ND	0.21	ug/L	0.053
Atrazine	ND	1.0	ug/L	0.041
Benzo(a)anthracene	ND	0.21	ug/L	0.043
Benzo(a)pyrene	ND	0.21	ug/L	0.046
Benzo(b)fluoranthene	ND	0.21	ug/L	0.033
Benzo(ghi)perylene	ND	0.21	ug/L	0.029
Benzo(k)fluoranthene	ND	0.21	ug/L	0.041
Benzaldehyde	ND	1.0	ug/L	0.056
1,1'-Biphenyl	ND	1.0	ug/L	0.063
bis(2-Chloroethoxy) methane	ND	1.0	ug/L	0.13
bis(2-Chloroethyl)-ether	ND	0.21	ug/L	0.048
bis(2-Ethylhexyl) phthalate	ND	1.0	ug/L	0.12
4-Bromophenyl phenyl ether	ND	1.0	ug/L	0.052
Butyl benzyl phthalate	ND	1.0	ug/L	0.14
Caprolactam	ND	1.0	ug/L	0.20
Carbazole	**0.11 J**	**0.21**	**ug/L**	**0.054**
4-Chloroaniline	ND	1.0	ug/L	0.048
4-Chloro-3-methylphenol	ND	1.0	ug/L	0.061
2-Chloronaphthalene	ND	0.21	ug/L	0.046
2-Chlorophenol	ND	1.0	ug/L	0.047
4-Chlorophenyl phenyl ether	ND	1.0	ug/L	0.044
Chrysene	ND	0.21	ug/L	0.037
Dibenz(a,h)anthracene	ND	0.21	ug/L	0.036
Dibenzofuran	**0.16 J**	**1.0**	**ug/L**	**0.056**
3,3'-Dichlorobenzidine	ND	1.0	ug/L	0.043
2,4-Dichlorophenol	ND	0.21	ug/L	0.051
Diethyl phthalate	ND	1.0	ug/L	0.25
2,4-Dimethylphenol	ND	1.0	ug/L	0.054
Dimethyl phthalate	ND	1.0	ug/L	0.044

(Continued on next page)

Tetra Tech NUS, Inc

Client Sample ID: FMC 12

GC/MS Semivolatiles

Lot-Sample #...: C7K020216-005 **Work Order #...:** KAE1D1AM **Matrix.....:** WATER

PARAMETER	RESULT	REPORTING LIMIT	UNITS	MDL
Di-n-butyl phthalate	ND	1.0	ug/L	0.048
4,6-Dinitro-2-methylphenol	ND	5.2	ug/L	1.5
2,4-Dinitrophenol	ND	5.2	ug/L	1.3
2,4-Dinitrotoluene	ND	1.0	ug/L	0.047
2,6-Dinitrotoluene	ND	1.0	ug/L	0.053
Di-n-octyl phthalate	ND	1.0	ug/L	0.044
Fluoranthene	**0.077 J**	**0.21**	**ug/L**	**0.051**
Fluorene	**0.078 J**	**0.21**	**ug/L**	**0.056**
Hexachlorobenzene	ND	0.21	ug/L	0.045
Hexachlorobutadiene	ND	0.21	ug/L	0.039
Hexachlorocyclopenta-diene	ND	1.0	ug/L	0.083
Hexachloroethane	ND	1.0	ug/L	0.045
Indeno(1,2,3-cd)pyrene	ND	0.21	ug/L	0.049
Isophorone	ND	1.0	ug/L	0.049
2-Methylnaphthalene	ND	0.21	ug/L	0.049
2-Methylphenol	ND	1.0	ug/L	0.053
4-Methylphenol	ND	1.0	ug/L	0.077
Naphthalene	ND	0.21	ug/L	0.045
2-Nitroaniline	ND	5.2	ug/L	0.049
3-Nitroaniline	ND	5.2	ug/L	0.042
4-Nitroaniline	ND	5.2	ug/L	0.026
Nitrobenzene	ND	0.21	ug/L	0.067
2-Nitrophenol	ND	1.0	ug/L	0.056
4-Nitrophenol	ND	5.2	ug/L	0.073
N-Nitrosodi-n-propyl-amine	ND	0.21	ug/L	0.062
N-Nitrosodiphenylamine	ND	0.21	ug/L	0.051
2,2'-oxybis(1-Chloropropane)	ND	0.21	ug/L	0.027
Pentachlorophenol	ND	1.0	ug/L	0.086
Phenanthrene	**0.48**	**0.21**	**ug/L**	**0.057**
Phenol	ND	0.21	ug/L	0.023
Pyrene	ND	0.21	ug/L	0.059
2,4,5-Trichloro-phenol	ND	1.0	ug/L	0.065
2,4,6-Trichloro-phenol	ND	1.0	ug/L	0.059

(Continued on next page)

Tetra Tech NUS, Inc

Client Sample ID: FMC 12

GC/MS Semivolatiles

Lot-Sample #...: C7K020216-005 **Work Order #...:** KAE1D1AM **Matrix.....:** WATER

SURROGATE	PERCENT RECOVERY	RECOVERY LIMITS
Nitrobenzene-d5	57	(23 - 112)
Terphenyl-d14	54	(10 - 132)
2-Fluorobiphenyl	53	(19 - 107)
2-Fluorophenol	55	(10 - 111)
Phenol-d5	62	(15 - 112)
2,4,6-Tribromophenol	65	(16 - 122)

NOTE(S):

J Estimated result. Result is less than RL.

Tetra Tech NUS, Inc

Client Sample ID: FMC 13

GC/MS Semivolatiles

Lot-Sample #...:	C7K020216-006	**Work Order #...:**	KAE1F1AM	**Matrix.....:**	WATER
Date Sampled...:	10/30/07 16:45	**Date Received..:**	11/02/07 09:20	**MS Run #.....:**	7310082
Prep Date.....:	11/06/07	**Analysis Date..:**	11/24/07		
Prep Batch #...:	7310138	**Analysis Time..:**	13:43		
Dilution Factor:	1.09	**Initial Wgt/Vol:**	920 mL	**Final Wgt/Vol..:**	1 mL
Analyst ID.....:	003200	**Instrument ID..:**	733		
		Method.....:	SW846 8270C		

PARAMETER	RESULT	REPORTING LIMIT	UNITS	MDL
Acenaphthene	ND	0.22	ug/L	0.057
Acenaphthylene	ND	0.22	ug/L	0.050
Acetophenone	ND	1.1	ug/L	0.050
Anthracene	ND	0.22	ug/L	0.055
Atrazine	ND	1.1	ug/L	0.042
Benzo(a)anthracene	ND	0.22	ug/L	0.045
Benzo(a)pyrene	ND	0.22	ug/L	0.048
Benzo(b)fluoranthene	ND	0.22	ug/L	0.034
Benzo(ghi)perylene	ND	0.22	ug/L	0.030
Benzo(k)fluoranthene	ND	0.22	ug/L	0.043
Benzaldehyde	ND	1.1	ug/L	0.059
1,1'-Biphenyl	ND	1.1	ug/L	0.066
bis(2-Chloroethoxy) methane	ND	1.1	ug/L	0.13
bis(2-Chloroethyl)-ether	ND	0.22	ug/L	0.050
bis(2-Ethylhexyl) phthalate	ND	1.1	ug/L	0.13
4-Bromophenyl phenyl ether	ND	1.1	ug/L	0.054
Butyl benzyl phthalate	**0.17 J**	**1.1**	**ug/L**	**0.15**
Caprolactam	ND	1.1	ug/L	0.20
Carbazole	**0.19 J**	**0.22**	**ug/L**	**0.057**
4-Chloroaniline	ND	1.1	ug/L	0.050
4-Chloro-3-methylphenol	ND	1.1	ug/L	0.064
2-Chloronaphthalene	ND	0.22	ug/L	0.048
2-Chlorophenol	ND	1.1	ug/L	0.049
4-Chlorophenyl phenyl ether	ND	1.1	ug/L	0.046
Chrysene	ND	0.22	ug/L	0.039
Dibenz(a,h)anthracene	ND	0.22	ug/L	0.038
Dibenzofuran	ND	1.1	ug/L	0.058
3,3'-Dichlorobenzidine	ND	1.1	ug/L	0.045
2,4-Dichlorophenol	ND	0.22	ug/L	0.053
Diethyl phthalate	ND	1.1	ug/L	0.27
2,4-Dimethylphenol	ND	1.1	ug/L	0.056
Dimethyl phthalate	ND	1.1	ug/L	0.046

(Continued on next page)

Tetra Tech NUS, Inc

Client Sample ID: FMC 13

GC/MS Semivolatiles

Lot-Sample #...: C7K020216-006 Work Order #...: KAE1F1AM Matrix.....: WATER

PARAMETER	RESULT	REPORTING LIMIT	UNITS	MDL
Di-n-butyl phthalate	ND	1.1	ug/L	0.051
4,6-Dinitro-2-methylphenol	ND	5.4	ug/L	1.5
2,4-Dinitrophenol	ND	5.4	ug/L	1.4
2,4-Dinitrotoluene	ND	1.1	ug/L	0.049
2,6-Dinitrotoluene	ND	1.1	ug/L	0.055
Di-n-octyl phthalate	ND	1.1	ug/L	0.046
Fluoranthene	**0.080 J**	**0.22**	**ug/L**	**0.054**
Fluorene	ND	0.22	ug/L	0.059
Hexachlorobenzene	ND	0.22	ug/L	0.047
Hexachlorobutadiene	ND	0.22	ug/L	0.041
Hexachlorocyclopentadiene	ND	1.1	ug/L	0.087
Hexachloroethane	ND	1.1	ug/L	0.047
Indeno(1,2,3-cd)pyrene	ND	0.22	ug/L	0.052
Isophorone	ND	1.1	ug/L	0.052
2-Methylnaphthalene	ND	0.22	ug/L	0.051
2-Methylphenol	ND	1.1	ug/L	0.056
4-Methylphenol	ND	1.1	ug/L	0.080
Naphthalene	ND	0.22	ug/L	0.047
2-Nitroaniline	ND	5.4	ug/L	0.052
3-Nitroaniline	ND	5.4	ug/L	0.044
4-Nitroaniline	ND	5.4	ug/L	0.028
Nitrobenzene	ND	0.22	ug/L	0.070
2-Nitrophenol	ND	1.1	ug/L	0.059
4-Nitrophenol	ND	5.4	ug/L	0.076
N-Nitrosodi-n-propylamine	ND	0.22	ug/L	0.065
N-Nitrosodiphenylamine	ND	0.22	ug/L	0.053
2,2'-oxybis(1-Chloropropane)	ND	0.22	ug/L	0.028
Pentachlorophenol	ND	1.1	ug/L	0.090
Phenanthrene	**0.42**	**0.22**	**ug/L**	**0.060**
Phenol	ND	0.22	ug/L	0.024
Pyrene	**0.064 J**	**0.22**	**ug/L**	**0.062**
2,4,5-Trichlorophenol	ND	1.1	ug/L	0.068
2,4,6-Trichlorophenol	ND	1.1	ug/L	0.062

(Continued on next page)

Tetra Tech NUS, Inc

Client Sample ID: FMC 13

GC/MS Semivolatiles

Lot-Sample #...: C7K020216-006 **Work Order #...:** KAE1F1AM **Matrix.....:** WATER

SURROGATE	PERCENT RECOVERY	RECOVERY LIMITS
Nitrobenzene-d5	64	(23 - 112)
Terphenyl-d14	73	(10 - 132)
2-Fluorobiphenyl	61	(19 - 107)
2-Fluorophenol	63	(10 - 111)
Phenol-d5	69	(15 - 112)
2,4,6-Tribromophenol	75	(16 - 122)

NOTE(S):

J Estimated result. Result is less than RL.

Tetra Tech NUS, Inc

Client Sample ID: FMC 16

GC/MS Semivolatiles

Lot-Sample #...:	C7K020216-007	**Work Order #...:**	KAE1J1AM	**Matrix.....:**	WATER
Date Sampled...:	10/31/07 09:55	**Date Received..:**	11/02/07 09:20	**MS Run #.....:**	7311210
Prep Date.....:	11/07/07	**Analysis Date..:**	11/22/07		
Prep Batch #...:	7311333	**Analysis Time..:**	10:14		
Dilution Factor:	1.09	**Initial Wgt/Vol:**	920 mL	**Final Wgt/Vol..:**	1 mL
Analyst ID.....:	003200	**Instrument ID..:**	733		
		Method.....:	SW846 8270C		

PARAMETER	RESULT	REPORTING LIMIT	UNITS	MDL
Acenaphthene	ND	0.22	ug/L	0.057
Acenaphthylene	ND	0.22	ug/L	0.050
Acetophenone	ND	1.1	ug/L	0.050
Anthracene	ND	0.22	ug/L	0.055
Atrazine	ND	1.1	ug/L	0.042
Benzo(a)anthracene	ND	0.22	ug/L	0.045
Benzo(a)pyrene	ND	0.22	ug/L	0.048
Benzo(b)fluoranthene	ND	0.22	ug/L	0.034
Benzo(ghi)perylene	ND	0.22	ug/L	0.030
Benzo(k)fluoranthene	ND	0.22	ug/L	0.043
Benzaldehyde	ND	1.1	ug/L	0.059
1,1'-Biphenyl	ND	1.1	ug/L	0.066
bis(2-Chloroethoxy) methane	ND	1.1	ug/L	0.13
bis(2-Chloroethyl)-ether	ND	0.22	ug/L	0.050
bis(2-Ethylhexyl) phthalate	**0.16 J**	**1.1**	**ug/L**	**0.13**
4-Bromophenyl phenyl ether	ND	1.1	ug/L	0.054
Butyl benzyl phthalate	ND	1.1	ug/L	0.15
Caprolactam	ND	1.1	ug/L	0.20
Carbazole	ND	0.22	ug/L	0.057
4-Chloroaniline	ND	1.1	ug/L	0.050
4-Chloro-3-methylphenol	ND	1.1	ug/L	0.064
2-Chloronaphthalene	ND	0.22	ug/L	0.048
2-Chlorophenol	ND	1.1	ug/L	0.049
4-Chlorophenyl phenyl ether	ND	1.1	ug/L	0.046
Chrysene	ND	0.22	ug/L	0.039
Dibenz(a,h)anthracene	ND	0.22	ug/L	0.038
Dibenzofuran	ND	1.1	ug/L	0.058
3,3'-Dichlorobenzidine	ND	1.1	ug/L	0.045
2,4-Dichlorophenol	ND	0.22	ug/L	0.053
Diethyl phthalate	ND	1.1	ug/L	0.27
2,4-Dimethylphenol	ND	1.1	ug/L	0.056
Dimethyl phthalate	ND	1.1	ug/L	0.046

(Continued on next page)

Tetra Tech NUS, Inc

Client Sample ID: FMC 16

GC/MS Semivolatiles

Lot-Sample #...: C7K020216-007 **Work Order #...:** KAE1J1AM **Matrix.....:** WATER

PARAMETER	RESULT	REPORTING LIMIT	UNITS	MDL
Di-n-butyl phthalate	ND	1.1	ug/L	0.051
4,6-Dinitro-2-methylphenol	ND	5.4	ug/L	1.5
2,4-Dinitrophenol	ND	5.4	ug/L	1.4
2,4-Dinitrotoluene	ND	1.1	ug/L	0.049
2,6-Dinitrotoluene	ND	1.1	ug/L	0.055
Di-n-octyl phthalate	ND	1.1	ug/L	0.046
Fluoranthene	ND	0.22	ug/L	0.054
Fluorene	ND	0.22	ug/L	0.059
Hexachlorobenzene	ND	0.22	ug/L	0.047
Hexachlorobutadiene	ND	0.22	ug/L	0.041
Hexachlorocyclopentadiene	ND	1.1	ug/L	0.087
Hexachloroethane	ND	1.1	ug/L	0.047
Indeno(1,2,3-cd)pyrene	ND	0.22	ug/L	0.052
Isophorone	ND	1.1	ug/L	0.052
2-Methylnaphthalene	ND	0.22	ug/L	0.051
2-Methylphenol	ND	1.1	ug/L	0.056
4-Methylphenol	ND	1.1	ug/L	0.080
Naphthalene	ND	0.22	ug/L	0.047
2-Nitroaniline	ND	5.4	ug/L	0.052
3-Nitroaniline	ND	5.4	ug/L	0.044
4-Nitroaniline	ND	5.4	ug/L	0.028
Nitrobenzene	ND	0.22	ug/L	0.070
2-Nitrophenol	ND	1.1	ug/L	0.059
4-Nitrophenol	ND	5.4	ug/L	0.076
N-Nitrosodi-n-propylamine	ND	0.22	ug/L	0.065
N-Nitrosodiphenylamine	ND	0.22	ug/L	0.053
2,2'-oxybis(1-Chloropropane)	ND	0.22	ug/L	0.028
Pentachlorophenol	ND	1.1	ug/L	0.090
Phenanthrene	ND	0.22	ug/L	0.060
Phenol	ND	0.22	ug/L	0.024
Pyrene	ND	0.22	ug/L	0.062
2,4,5-Trichlorophenol	ND	1.1	ug/L	0.068
2,4,6-Trichlorophenol	ND	1.1	ug/L	0.062

(Continued on next page)

Tetra Tech NUS, Inc

Client Sample ID: FMC 16

GC/MS Semivolatiles

Lot-Sample #...: C7K020216-007 **Work Order #...:** KAE1J1AM **Matrix.....:** WATER

SURROGATE	PERCENT RECOVERY	RECOVERY LIMITS
Nitrobenzene-d5	68	(23 - 112)
Terphenyl-d14	59	(10 - 132)
2-Fluorobiphenyl	61	(19 - 107)
2-Fluorophenol	51	(10 - 111)
Phenol-d5	59	(15 - 112)
2,4,6-Tribromophenol	74	(16 - 122)

NOTE(S):

J Estimated result. Result is less than RL.

Tetra Tech NUS, Inc

Client Sample ID: FMC 18

GC/MS Semivolatiles

Lot-Sample #...:	C7K020216-008	**Work Order #...:**	KAE1K1AM	**Matrix.....:**	WATER
Date Sampled...:	10/31/07 10:35	**Date Received..:**	11/02/07 09:20	**MS Run #.....:**	7311210
Prep Date.....:	11/07/07	**Analysis Date..:**	11/22/07		
Prep Batch #...:	7311333	**Analysis Time..:**	10:42		
Dilution Factor:	1.1	**Initial Wgt/Vol:**	910 mL	**Final Wgt/Vol..:**	1 mL
Analyst ID.....:	003200	**Instrument ID..:**	733		
		Method.....:	SW846 8270C		

PARAMETER	RESULT	REPORTING LIMIT	UNITS	MDL
Acenaphthene	ND	0.22	ug/L	0.057
Acenaphthylene	ND	0.22	ug/L	0.051
Acetophenone	ND	1.1	ug/L	0.051
Anthracene	ND	0.22	ug/L	0.056
Atrazine	ND	1.1	ug/L	0.043
Benzo(a)anthracene	ND	0.22	ug/L	0.045
Benzo(a)pyrene	ND	0.22	ug/L	0.048
Benzo(b)fluoranthene	ND	0.22	ug/L	0.034
Benzo(ghi)perylene	ND	0.22	ug/L	0.030
Benzo(k)fluoranthene	ND	0.22	ug/L	0.043
Benzaldehyde	ND	1.1	ug/L	0.060
1,1'-Biphenyl	ND	1.1	ug/L	0.066
bis(2-Chloroethoxy) methane	ND	1.1	ug/L	0.13
bis(2-Chloroethyl)-ether	ND	0.22	ug/L	0.051
bis(2-Ethylhexyl) phthalate	ND	1.1	ug/L	0.13
4-Bromophenyl phenyl ether	ND	1.1	ug/L	0.055
Butyl benzyl phthalate	ND	1.1	ug/L	0.15
Caprolactam	ND	1.1	ug/L	0.21
Carbazole	ND	0.22	ug/L	0.057
4-Chloroaniline	ND	1.1	ug/L	0.051
4-Chloro-3-methylphenol	ND	1.1	ug/L	0.065
2-Chloronaphthalene	ND	0.22	ug/L	0.049
2-Chlorophenol	ND	1.1	ug/L	0.050
4-Chlorophenyl phenyl ether	ND	1.1	ug/L	0.047
Chrysene	ND	0.22	ug/L	0.039
Dibenz(a,h)anthracene	ND	0.22	ug/L	0.038
Dibenzofuran	ND	1.1	ug/L	0.059
3,3'-Dichlorobenzidine	ND	1.1	ug/L	0.045
2,4-Dichlorophenol	ND	0.22	ug/L	0.053
Diethyl phthalate	ND	1.1	ug/L	0.27
2,4-Dimethylphenol	ND	1.1	ug/L	0.057
Dimethyl phthalate	ND	1.1	ug/L	0.046

(Continued on next page)

Tetra Tech NUS, Inc

Client Sample ID: FMC 18

GC/MS Semivolatiles

Lot-Sample #...: C7K020216-008 **Work Order #...:** KAE1K1AM **Matrix.....:** WATER

PARAMETER	RESULT	REPORTING LIMIT	UNITS	MDL
Di-n-butyl phthalate	ND	1.1	ug/L	0.051
4,6-Dinitro-2-methylphenol	ND	5.5	ug/L	1.6
2,4-Dinitrophenol	ND	5.5	ug/L	1.4
2,4-Dinitrotoluene	ND	1.1	ug/L	0.050
2,6-Dinitrotoluene	ND	1.1	ug/L	0.056
Di-n-octyl phthalate	ND	1.1	ug/L	0.047
Fluoranthene	ND	0.22	ug/L	0.054
Fluorene	ND	0.22	ug/L	0.060
Hexachlorobenzene	ND	0.22	ug/L	0.048
Hexachlorobutadiene	ND	0.22	ug/L	0.041
Hexachlorocyclopentadiene	ND	1.1	ug/L	0.088
Hexachloroethane	ND	1.1	ug/L	0.048
Indeno(1,2,3-cd)pyrene	ND	0.22	ug/L	0.052
Isophorone	ND	1.1	ug/L	0.052
2-Methylnaphthalene	ND	0.22	ug/L	0.051
2-Methylphenol	ND	1.1	ug/L	0.056
4-Methylphenol	ND	1.1	ug/L	0.081
Naphthalene	ND	0.22	ug/L	0.047
2-Nitroaniline	ND	5.5	ug/L	0.052
3-Nitroaniline	ND	5.5	ug/L	0.044
4-Nitroaniline	ND	5.5	ug/L	0.028
Nitrobenzene	ND	0.22	ug/L	0.070
2-Nitrophenol	ND	1.1	ug/L	0.059
4-Nitrophenol	ND	5.5	ug/L	0.077
N-Nitrosodi-n-propylamine	ND	0.22	ug/L	0.065
N-Nitrosodiphenylamine	ND	0.22	ug/L	0.054
2,2'-oxybis(1-Chloropropane)	ND	0.22	ug/L	0.029
Pentachlorophenol	ND	1.1	ug/L	0.091
Phenanthrene	**0.13 J**	**0.22**	**ug/L**	**0.061**
Phenol	ND	0.22	ug/L	0.024
Pyrene	ND	0.22	ug/L	0.062
2,4,5-Trichlorophenol	ND	1.1	ug/L	0.069
2,4,6-Trichlorophenol	ND	1.1	ug/L	0.062

(Continued on next page)

Tetra Tech NUS, Inc

Client Sample ID: FMC 18

GC/MS Semivolatiles

Lot-Sample #...: C7K020216-008 **Work Order #...:** KAE1K1AM **Matrix.....:** WATER

SURROGATE	PERCENT RECOVERY	RECOVERY LIMITS
Nitrobenzene-d5	83	(23 - 112)
Terphenyl-d14	49	(10 - 132)
2-Fluorobiphenyl	74	(19 - 107)
2-Fluorophenol	67	(10 - 111)
Phenol-d5	73	(15 - 112)
2,4,6-Tribromophenol	81	(16 - 122)

NOTE(S):

J Estimated result. Result is less than RL.

Tetra Tech NUS, Inc

Client Sample ID: FMC 20

GC/MS Semivolatiles

Lot-Sample #...:	C7K020216-009	**Work Order #...:**	KAE1P1AM	**Matrix.....:**	WATER
Date Sampled...:	10/31/07 11:00	**Date Received..:**	11/02/07 09:20	**MS Run #.....:**	7311210
Prep Date.....:	11/07/07	**Analysis Date..:**	11/22/07		
Prep Batch #...:	7311333	**Analysis Time..:**	11:10		
Dilution Factor:	0.99	**Initial Wgt/Vol:**	1010 mL	**Final Wgt/Vol..:**	1 mL
Analyst ID.....:	003200	**Instrument ID..:**	733		
		Method.....:	SW846 8270C		

PARAMETER	RESULT	REPORTING LIMIT	UNITS	MDL
Acenaphthene	ND	0.20	ug/L	0.052
Acenaphthylene	ND	0.20	ug/L	0.046
Acetophenone	ND	0.99	ug/L	0.046
Anthracene	ND	0.20	ug/L	0.050
Atrazine	ND	0.99	ug/L	0.039
Benzo(a)anthracene	ND	0.20	ug/L	0.041
Benzo(a)pyrene	ND	0.20	ug/L	0.043
Benzo(b)fluoranthene	ND	0.20	ug/L	0.031
Benzo(ghi)perylene	ND	0.20	ug/L	0.027
Benzo(k)fluoranthene	ND	0.20	ug/L	0.039
Benzaldehyde	ND	0.99	ug/L	0.054
1,1'-Biphenyl	ND	0.99	ug/L	0.060
bis(2-Chloroethoxy) methane	ND	0.99	ug/L	0.12
bis(2-Chloroethyl)-ether	ND	0.20	ug/L	0.046
bis(2-Ethylhexyl) phthalate	ND	0.99	ug/L	0.12
4-Bromophenyl phenyl ether	ND	0.99	ug/L	0.049
Butyl benzyl phthalate	ND	0.99	ug/L	0.14
Caprolactam	ND	0.99	ug/L	0.19
Carbazole	ND	0.20	ug/L	0.052
4-Chloroaniline	ND	0.99	ug/L	0.046
4-Chloro-3-methylphenol	ND	0.99	ug/L	0.058
2-Chloronaphthalene	ND	0.20	ug/L	0.044
2-Chlorophenol	ND	0.99	ug/L	0.045
4-Chlorophenyl phenyl ether	ND	0.99	ug/L	0.042
Chrysene	ND	0.20	ug/L	0.035
Dibenz(a,h)anthracene	ND	0.20	ug/L	0.034
Dibenzofuran	ND	0.99	ug/L	0.053
3,3'-Dichlorobenzidine	ND	0.99	ug/L	0.041
2,4-Dichlorophenol	ND	0.20	ug/L	0.048
Diethyl phthalate	ND	0.99	ug/L	0.24
2,4-Dimethylphenol	ND	0.99	ug/L	0.051
Dimethyl phthalate	ND	0.99	ug/L	0.042

(Continued on next page)

Tetra Tech NUS, Inc

Client Sample ID: FMC 20

GC/MS Semivolatiles

Lot-Sample #...: C7K020216-009 **Work Order #...:** KAE1P1AM **Matrix.....:** WATER

PARAMETER	RESULT	REPORTING LIMIT	UNITS	MDL
Di-n-butyl phthalate	ND	0.99	ug/L	0.046
4,6-Dinitro-2-methylphenol	ND	5.0	ug/L	1.4
2,4-Dinitrophenol	ND	5.0	ug/L	1.3
2,4-Dinitrotoluene	ND	0.99	ug/L	0.045
2,6-Dinitrotoluene	ND	0.99	ug/L	0.050
Di-n-octyl phthalate	ND	0.99	ug/L	0.042
Fluoranthene	ND	0.20	ug/L	0.049
Fluorene	ND	0.20	ug/L	0.054
Hexachlorobenzene	ND	0.20	ug/L	0.043
Hexachlorobutadiene	ND	0.20	ug/L	0.037
Hexachlorocyclopentadiene	ND	0.99	ug/L	0.079
Hexachloroethane	ND	0.99	ug/L	0.043
Indeno(1,2,3-cd)pyrene	ND	0.20	ug/L	0.047
Isophorone	ND	0.99	ug/L	0.047
2-Methylnaphthalene	ND	0.20	ug/L	0.046
2-Methylphenol	ND	0.99	ug/L	0.051
4-Methylphenol	ND	0.99	ug/L	0.073
Naphthalene	ND	0.20	ug/L	0.043
2-Nitroaniline	ND	5.0	ug/L	0.047
3-Nitroaniline	ND	5.0	ug/L	0.040
4-Nitroaniline	ND	5.0	ug/L	0.025
Nitrobenzene	ND	0.20	ug/L	0.063
2-Nitrophenol	ND	0.99	ug/L	0.053
4-Nitrophenol	ND	5.0	ug/L	0.069
N-Nitrosodi-n-propylamine	ND	0.20	ug/L	0.059
N-Nitrosodiphenylamine	ND	0.20	ug/L	0.048
2,2'-oxybis(1-Chloropropane)	ND	0.20	ug/L	0.026
Pentachlorophenol	ND	0.99	ug/L	0.082
Phenanthrene	**0.084 J**	**0.20**	**ug/L**	**0.054**
Phenol	ND	0.20	ug/L	0.022
Pyrene	ND	0.20	ug/L	0.056
2,4,5-Trichlorophenol	ND	0.99	ug/L	0.062
2,4,6-Trichlorophenol	ND	0.99	ug/L	0.056

(Continued on next page)

Tetra Tech NUS, Inc

Client Sample ID: FMC 20

GC/MS Semivolatiles

Lot-Sample #...: C7K020216-009 Work Order #...: KAE1P1AM Matrix.....: WATER

SURROGATE	PERCENT RECOVERY	RECOVERY LIMITS
Nitrobenzene-d5	69	(23 - 112)
Terphenyl-d14	50	(10 - 132)
2-Fluorobiphenyl	61	(19 - 107)
2-Fluorophenol	58	(10 - 111)
Phenol-d5	63	(15 - 112)
2,4,6-Tribromophenol	73	(16 - 122)

NOTE(S):

J Estimated result. Result is less than RL.

Tetra Tech NUS, Inc

Client Sample ID: FMC 22

GC/MS Semivolatiles

Lot-Sample #...:	C7K020216-010	**Work Order #...:**	KAE1R1AM	**Matrix.....:**	WATER
Date Sampled...:	10/31/07 13:35	**Date Received..:**	11/02/07 09:20	**MS Run #.....:**	7311210
Prep Date.....:	11/07/07	**Analysis Date..:**	11/22/07		
Prep Batch #...:	7311333	**Analysis Time..:**	11:38		
Dilution Factor:	0.96	**Initial Wgt/Vol:**	1040 mL	**Final Wgt/Vol..:**	1 mL
Analyst ID.....:	003200	**Instrument ID..:**	733		
		Method.....:	SW846 8270C		

PARAMETER	RESULT	REPORTING LIMIT	UNITS	MDL
Acenaphthene	ND	0.19	ug/L	0.050
Acenaphthylene	ND	0.19	ug/L	0.044
Acetophenone	ND	0.96	ug/L	0.044
Anthracene	ND	0.19	ug/L	0.049
Atrazine	ND	0.96	ug/L	0.037
Benzo(a)anthracene	**0.095 J**	**0.19**	**ug/L**	**0.039**
Benzo(a)pyrene	**0.15 J**	**0.19**	**ug/L**	**0.042**
Benzo(b)fluoranthene	**0.11 J**	**0.19**	**ug/L**	**0.030**
Benzo(ghi)perylene	**0.26**	**0.19**	**ug/L**	**0.026**
Benzo(k)fluoranthene	**0.20**	**0.19**	**ug/L**	**0.038**
Benzaldehyde	ND	0.96	ug/L	0.052
1,1'-Biphenyl	ND	0.96	ug/L	0.058
bis(2-Chloroethoxy) methane	ND	0.96	ug/L	0.12
bis(2-Chloroethyl)-ether	ND	0.19	ug/L	0.044
bis(2-Ethylhexyl) phthalate	ND	0.96	ug/L	0.11
4-Bromophenyl phenyl ether	ND	0.96	ug/L	0.048
Butyl benzyl phthalate	ND	0.96	ug/L	0.13
Caprolactam	ND	0.96	ug/L	0.18
Carbazole	ND	0.19	ug/L	0.050
4-Chloroaniline	ND	0.96	ug/L	0.044
4-Chloro-3-methylphenol	ND	0.96	ug/L	0.057
2-Chloronaphthalene	ND	0.19	ug/L	0.042
2-Chlorophenol	ND	0.96	ug/L	0.044
4-Chlorophenyl phenyl ether	ND	0.96	ug/L	0.041
Chrysene	**0.16 J**	**0.19**	**ug/L**	**0.034**
Dibenz(a,h)anthracene	**0.27**	**0.19**	**ug/L**	**0.033**
Dibenzofuran	ND	0.96	ug/L	0.051
3,3'-Dichlorobenzidine	ND	0.96	ug/L	0.039
2,4-Dichlorophenol	ND	0.19	ug/L	0.047
Diethyl phthalate	ND	0.96	ug/L	0.23
2,4-Dimethylphenol	ND	0.96	ug/L	0.050
Dimethyl phthalate	ND	0.96	ug/L	0.041

(Continued on next page)

Tetra Tech NUS, Inc

Client Sample ID: FMC 22

GC/MS Semivolatiles

Lot-Sample #...: C7K020216-010 Work Order #...: KAE1R1AM Matrix.....: WATER

PARAMETER	RESULT	REPORTING LIMIT	UNITS	MDL
Di-n-butyl phthalate	ND	0.96	ug/L	0.045
4,6-Dinitro-2-methylphenol	ND	4.8	ug/L	1.4
2,4-Dinitrophenol	ND	4.8	ug/L	1.2
2,4-Dinitrotoluene	ND	0.96	ug/L	0.043
2,6-Dinitrotoluene	ND	0.96	ug/L	0.049
Di-n-octyl phthalate	ND	0.96	ug/L	0.041
Fluoranthene	ND	0.19	ug/L	0.048
Fluorene	ND	0.19	ug/L	0.052
Hexachlorobenzene	ND	0.19	ug/L	0.042
Hexachlorobutadiene	ND	0.19	ug/L	0.036
Hexachlorocyclopentadiene	ND	0.96	ug/L	0.077
Hexachloroethane	ND	0.96	ug/L	0.042
Indeno(1,2,3-cd)pyrene	**0.22**	**0.19**	**ug/L**	**0.046**
Isophorone	ND	0.96	ug/L	0.045
2-Methylnaphthalene	ND	0.19	ug/L	0.045
2-Methylphenol	ND	0.96	ug/L	0.049
4-Methylphenol	ND	0.96	ug/L	0.071
Naphthalene	ND	0.19	ug/L	0.041
2-Nitroaniline	ND	4.8	ug/L	0.046
3-Nitroaniline	ND	4.8	ug/L	0.039
4-Nitroaniline	ND	4.8	ug/L	0.024
Nitrobenzene	ND	0.19	ug/L	0.061
2-Nitrophenol	ND	0.96	ug/L	0.052
4-Nitrophenol	ND	4.8	ug/L	0.067
N-Nitrosodi-n-propylamine	ND	0.19	ug/L	0.057
N-Nitrosodiphenylamine	ND	0.19	ug/L	0.047
2,2'-oxybis(1-Chloropropane)	ND	0.19	ug/L	0.025
Pentachlorophenol	ND	0.96	ug/L	0.080
Phenanthrene	ND	0.19	ug/L	0.053
Phenol	ND	0.19	ug/L	0.021
Pyrene	ND	0.19	ug/L	0.054
2,4,5-Trichlorophenol	ND	0.96	ug/L	0.060
2,4,6-Trichlorophenol	ND	0.96	ug/L	0.055

(Continued on next page)

Tetra Tech NUS, Inc

Client Sample ID: FMC 22

GC/MS Semivolatiles

Lot-Sample #...: C7K020216-010 Work Order #...: KAE1R1AM Matrix.....: WATER

SURROGATE	PERCENT RECOVERY	RECOVERY LIMITS
Nitrobenzene-d5	60	(23 - 112)
Terphenyl-d14	39	(10 - 132)
2-Fluorobiphenyl	53	(19 - 107)
2-Fluorophenol	50	(10 - 111)
Phenol-d5	54	(15 - 112)
2,4,6-Tribromophenol	59	(16 - 122)

NOTE(S):

J Estimated result. Result is less than RL.

Tetra Tech NUS, Inc

Client Sample ID: FMC 3

GC/MS Semivolatiles

Lot-Sample #...:	C7K020216-011	**Work Order #...:**	KAE101AM	**Matrix.....:**	WATER
Date Sampled...:	10/31/07 14:25	**Date Received..:**	11/02/07 09:20	**MS Run #.....:**	7311210
Prep Date.....:	11/07/07	**Analysis Date..:**	11/22/07		
Prep Batch #...:	7311333	**Analysis Time..:**	12:07		
Dilution Factor:	0.98	**Initial Wgt/Vol:**	1020 mL	**Final Wgt/Vol..:**	1 mL
Analyst ID.....:	003200	**Instrument ID..:**	733		
		Method.....:	SW846 8270C		

PARAMETER	RESULT	REPORTING LIMIT	UNITS	MDL
Acenaphthene	ND	0.20	ug/L	0.051
Acenaphthylene	ND	0.20	ug/L	0.045
Acetophenone	ND	0.98	ug/L	0.045
Anthracene	ND	0.20	ug/L	0.050
Atrazine	ND	0.98	ug/L	0.038
Benzo(a)anthracene	ND	0.20	ug/L	0.040
Benzo(a)pyrene	ND	0.20	ug/L	0.043
Benzo(b)fluoranthene	ND	0.20	ug/L	0.031
Benzo(ghi)perylene	ND	0.20	ug/L	0.027
Benzo(k)fluoranthene	ND	0.20	ug/L	0.039
Benzaldehyde	ND	0.98	ug/L	0.053
1,1'-Biphenyl	ND	0.98	ug/L	0.059
bis(2-Chloroethoxy) methane	ND	0.98	ug/L	0.12
bis(2-Chloroethyl)-ether	ND	0.20	ug/L	0.045
bis(2-Ethylhexyl) phthalate	**0.23 J**	**0.98**	**ug/L**	**0.12**
4-Bromophenyl phenyl ether	ND	0.98	ug/L	0.049
Butyl benzyl phthalate	ND	0.98	ug/L	0.14
Caprolactam	ND	0.98	ug/L	0.18
Carbazole	ND	0.20	ug/L	0.051
4-Chloroaniline	ND	0.98	ug/L	0.045
4-Chloro-3-methylphenol	ND	0.98	ug/L	0.058
2-Chloronaphthalene	ND	0.20	ug/L	0.043
2-Chlorophenol	ND	0.98	ug/L	0.044
4-Chlorophenyl phenyl ether	ND	0.98	ug/L	0.042
Chrysene	ND	0.20	ug/L	0.035
Dibenz(a,h)anthracene	ND	0.20	ug/L	0.034
Dibenzofuran	ND	0.98	ug/L	0.052
3,3'-Dichlorobenzidine	ND	0.98	ug/L	0.040
2,4-Dichlorophenol	ND	0.20	ug/L	0.048
Diethyl phthalate	ND	0.98	ug/L	0.24
2,4-Dimethylphenol	ND	0.98	ug/L	0.051
Dimethyl phthalate	ND	0.98	ug/L	0.041

(Continued on next page)

Tetra Tech NUS, Inc

Client Sample ID: FMC 3

GC/MS Semivolatiles

Lot-Sample #...: C7K020216-011 **Work Order #...:** KAE101AM **Matrix.....:** WATER

PARAMETER	RESULT	REPORTING LIMIT	UNITS	MDL
Di-n-butyl phthalate	ND	0.98	ug/L	0.045
4,6-Dinitro-2-methylphenol	ND	4.9	ug/L	1.4
2,4-Dinitrophenol	ND	4.9	ug/L	1.3
2,4-Dinitrotoluene	ND	0.98	ug/L	0.044
2,6-Dinitrotoluene	ND	0.98	ug/L	0.050
Di-n-octyl phthalate	ND	0.98	ug/L	0.042
Fluoranthene	ND	0.20	ug/L	0.048
Fluorene	ND	0.20	ug/L	0.053
Hexachlorobenzene	ND	0.20	ug/L	0.043
Hexachlorobutadiene	ND	0.20	ug/L	0.037
Hexachlorocyclopentadiene	ND	0.98	ug/L	0.078
Hexachloroethane	ND	0.98	ug/L	0.043
Indeno(1,2,3-cd)pyrene	ND	0.20	ug/L	0.047
Isophorone	ND	0.98	ug/L	0.046
2-Methylnaphthalene	ND	0.20	ug/L	0.046
2-Methylphenol	ND	0.98	ug/L	0.050
4-Methylphenol	ND	0.98	ug/L	0.072
Naphthalene	ND	0.20	ug/L	0.042
2-Nitroaniline	ND	4.9	ug/L	0.047
3-Nitroaniline	ND	4.9	ug/L	0.039
4-Nitroaniline	ND	4.9	ug/L	0.025
Nitrobenzene	ND	0.20	ug/L	0.063
2-Nitrophenol	ND	0.98	ug/L	0.053
4-Nitrophenol	ND	4.9	ug/L	0.069
N-Nitrosodi-n-propylamine	ND	0.20	ug/L	0.058
N-Nitrosodiphenylamine	ND	0.20	ug/L	0.048
2,2'-oxybis(1-Chloropropane)	ND	0.20	ug/L	0.025
Pentachlorophenol	ND	0.98	ug/L	0.081
Phenanthrene	**0.069 J**	**0.20**	**ug/L**	**0.054**
Phenol	ND	0.20	ug/L	0.022
Pyrene	ND	0.20	ug/L	0.055
2,4,5-Trichlorophenol	ND	0.98	ug/L	0.061
2,4,6-Trichlorophenol	ND	0.98	ug/L	0.056

(Continued on next page)

Tetra Tech NUS, Inc

Client Sample ID: FMC 3

GC/MS Semivolatiles

Lot-Sample #...: C7K020216-011 **Work Order #...:** KAE101AM **Matrix.....:** WATER

SURROGATE	PERCENT RECOVERY	RECOVERY LIMITS
Nitrobenzene-d5	66	(23 - 112)
Terphenyl-d14	43	(10 - 132)
2-Fluorobiphenyl	60	(19 - 107)
2-Fluorophenol	54	(10 - 111)
Phenol-d5	60	(15 - 112)
2,4,6-Tribromophenol	69	(16 - 122)

NOTE(S):

J Estimated result. Result is less than RL.

Tetra Tech NUS, Inc

Client Sample ID: FMC 5

GC/MS Semivolatiles

Lot-Sample #...:	C7K020216-012	**Work Order #...:**	KAE151AM	**Matrix.....:**	WATER
Date Sampled...:	10/31/07 15:10	**Date Received..:**	11/02/07 09:20	**MS Run #.....:**	7311210
Prep Date.....:	11/07/07	**Analysis Date..:**	11/22/07		
Prep Batch #...:	7311333	**Analysis Time..:**	12:35		
Dilution Factor:	0.96	**Initial Wgt/Vol:**	1040 mL	**Final Wgt/Vol..:**	1 mL
Analyst ID.....:	003200	**Instrument ID..:**	733		
		Method.....:	SW846 8270C		

PARAMETER	RESULT	REPORTING LIMIT	UNITS	MDL
Acenaphthene	ND	0.19	ug/L	0.050
Acenaphthylene	ND	0.19	ug/L	0.044
Acetophenone	ND	0.96	ug/L	0.044
Anthracene	ND	0.19	ug/L	0.049
Atrazine	ND	0.96	ug/L	0.037
Benzo(a)anthracene	ND	0.19	ug/L	0.039
Benzo(a)pyrene	ND	0.19	ug/L	0.042
Benzo(b)fluoranthene	ND	0.19	ug/L	0.030
Benzo(ghi)perylene	ND	0.19	ug/L	0.026
Benzo(k)fluoranthene	ND	0.19	ug/L	0.038
Benzaldehyde	ND	0.96	ug/L	0.052
1,1'-Biphenyl	ND	0.96	ug/L	0.058
bis(2-Chloroethoxy) methane	ND	0.96	ug/L	0.12
bis(2-Chloroethyl)-ether	ND	0.19	ug/L	0.044
bis(2-Ethylhexyl) phthalate	ND	0.96	ug/L	0.11
4-Bromophenyl phenyl ether	ND	0.96	ug/L	0.048
Butyl benzyl phthalate	ND	0.96	ug/L	0.13
Caprolactam	ND	0.96	ug/L	0.18
Carbazole	ND	0.19	ug/L	0.050
4-Chloroaniline	ND	0.96	ug/L	0.044
4-Chloro-3-methylphenol	ND	0.96	ug/L	0.057
2-Chloronaphthalene	ND	0.19	ug/L	0.042
2-Chlorophenol	ND	0.96	ug/L	0.044
4-Chlorophenyl phenyl ether	ND	0.96	ug/L	0.041
Chrysene	ND	0.19	ug/L	0.034
Dibenz(a,h)anthracene	ND	0.19	ug/L	0.033
Dibenzofuran	ND	0.96	ug/L	0.051
3,3'-Dichlorobenzidine	ND	0.96	ug/L	0.039
2,4-Dichlorophenol	ND	0.19	ug/L	0.047
Diethyl phthalate	ND	0.96	ug/L	0.23
2,4-Dimethylphenol	ND	0.96	ug/L	0.050
Dimethyl phthalate	ND	0.96	ug/L	0.041

(Continued on next page)

Tetra Tech NUS, Inc

Client Sample ID: FMC 5

GC/MS Semivolatiles

Lot-Sample #...: C7K020216-012 **Work Order #...:** KAE151AM **Matrix.....:** WATER

PARAMETER	RESULT	REPORTING LIMIT	UNITS	MDL
Di-n-butyl phthalate	ND	0.96	ug/L	0.045
4,6-Dinitro-2-methylphenol	ND	4.8	ug/L	1.4
2,4-Dinitrophenol	ND	4.8	ug/L	1.2
2,4-Dinitrotoluene	ND	0.96	ug/L	0.043
2,6-Dinitrotoluene	ND	0.96	ug/L	0.049
Di-n-octyl phthalate	ND	0.96	ug/L	0.041
Fluoranthene	ND	0.19	ug/L	0.048
Fluorene	ND	0.19	ug/L	0.052
Hexachlorobenzene	ND	0.19	ug/L	0.042
Hexachlorobutadiene	ND	0.19	ug/L	0.036
Hexachlorocyclopentadiene	ND	0.96	ug/L	0.077
Hexachloroethane	ND	0.96	ug/L	0.042
Indeno(1,2,3-cd)pyrene	ND	0.19	ug/L	0.046
Isophorone	ND	0.96	ug/L	0.045
2-Methylnaphthalene	ND	0.19	ug/L	0.045
2-Methylphenol	ND	0.96	ug/L	0.049
4-Methylphenol	ND	0.96	ug/L	0.071
Naphthalene	ND	0.19	ug/L	0.041
2-Nitroaniline	ND	4.8	ug/L	0.046
3-Nitroaniline	ND	4.8	ug/L	0.039
4-Nitroaniline	ND	4.8	ug/L	0.024
Nitrobenzene	ND	0.19	ug/L	0.061
2-Nitrophenol	ND	0.96	ug/L	0.052
4-Nitrophenol	ND	4.8	ug/L	0.067
N-Nitrosodi-n-propylamine	ND	0.19	ug/L	0.057
N-Nitrosodiphenylamine	ND	0.19	ug/L	0.047
2,2'-oxybis(1-Chloropropane)	ND	0.19	ug/L	0.025
Pentachlorophenol	ND	0.96	ug/L	0.080
Phenanthrene	**0.088 J**	**0.19**	**ug/L**	**0.053**
Phenol	ND	0.19	ug/L	0.021
Pyrene	ND	0.19	ug/L	0.054
2,4,5-Trichlorophenol	ND	0.96	ug/L	0.060
2,4,6-Trichlorophenol	ND	0.96	ug/L	0.055

(Continued on next page)

Tetra Tech NUS, Inc

Client Sample ID: FMC 5

GC/MS Semivolatiles

Lot-Sample #...: C7K020216-012 **Work Order #...:** KAE151AM **Matrix.....:** WATER

SURROGATE	PERCENT RECOVERY	RECOVERY LIMITS
Nitrobenzene-d5	74	(23 - 112)
Terphenyl-d14	47	(10 - 132)
2-Fluorobiphenyl	68	(19 - 107)
2-Fluorophenol	63	(10 - 111)
Phenol-d5	69	(15 - 112)
2,4,6-Tribromophenol	77	(16 - 122)

NOTE(S):

J Estimated result. Result is less than RL.

Tetra Tech NUS, Inc

Client Sample ID: FMC 7

GC/MS Semivolatiles

Lot-Sample #...:	C7K020216-013	**Work Order #...:**	KAE191AM	**Matrix.....:**	WATER
Date Sampled...:	10/31/07 16:00	**Date Received..:**	11/02/07 09:20	**MS Run #.....:**	7311210
Prep Date.....:	11/07/07	**Analysis Date..:**	11/22/07		
Prep Batch #...:	7311333	**Analysis Time..:**	13:03		
Dilution Factor:	0.97	**Initial Wgt/Vol:**	1030 mL	**Final Wgt/Vol..:**	1 mL
Analyst ID.....:	003200	**Instrument ID..:**	733		
		Method.....:	SW846 8270C		

PARAMETER	RESULT	REPORTING LIMIT	UNITS	MDL
Acenaphthene	ND	0.19	ug/L	0.051
Acenaphthylene	ND	0.19	ug/L	0.045
Acetophenone	ND	0.97	ug/L	0.045
Anthracene	ND	0.19	ug/L	0.049
Atrazine	ND	0.97	ug/L	0.038
Benzo(a)anthracene	ND	0.19	ug/L	0.040
Benzo(a)pyrene	ND	0.19	ug/L	0.042
Benzo(b)fluoranthene	ND	0.19	ug/L	0.030
Benzo(ghi)perylene	ND	0.19	ug/L	0.027
Benzo(k)fluoranthene	ND	0.19	ug/L	0.038
Benzaldehyde	ND	0.97	ug/L	0.052
1,1'-Biphenyl	ND	0.97	ug/L	0.058
bis(2-Chloroethoxy) methane	ND	0.97	ug/L	0.12
bis(2-Chloroethyl)-ether	ND	0.19	ug/L	0.045
bis(2-Ethylhexyl) phthalate	ND	0.97	ug/L	0.12
4-Bromophenyl phenyl ether	ND	0.97	ug/L	0.048
Butyl benzyl phthalate	ND	0.97	ug/L	0.13
Caprolactam	ND	0.97	ug/L	0.18
Carbazole	ND	0.19	ug/L	0.051
4-Chloroaniline	ND	0.97	ug/L	0.045
4-Chloro-3-methylphenol	ND	0.97	ug/L	0.057
2-Chloronaphthalene	ND	0.19	ug/L	0.043
2-Chlorophenol	ND	0.97	ug/L	0.044
4-Chlorophenyl phenyl ether	ND	0.97	ug/L	0.041
Chrysene	ND	0.19	ug/L	0.034
Dibenz(a,h)anthracene	ND	0.19	ug/L	0.034
Dibenzofuran	ND	0.97	ug/L	0.052
3,3'-Dichlorobenzidine	ND	0.97	ug/L	0.040
2,4-Dichlorophenol	ND	0.19	ug/L	0.047
Diethyl phthalate	ND	0.97	ug/L	0.24
2,4-Dimethylphenol	ND	0.97	ug/L	0.050
Dimethyl phthalate	ND	0.97	ug/L	0.041

(Continued on next page)

Tetra Tech NUS, Inc

Client Sample ID: FMC 7

GC/MS Semivolatiles

Lot-Sample #...: C7K020216-013 Work Order #...: KAE191AM Matrix.....: WATER

PARAMETER	RESULT	REPORTING LIMIT	UNITS	MDL
Di-n-butyl phthalate	ND	0.97	ug/L	0.045
4,6-Dinitro-2-methylphenol	ND	4.8	ug/L	1.4
2,4-Dinitrophenol	ND	4.8	ug/L	1.2
2,4-Dinitrotoluene	ND	0.97	ug/L	0.044
2,6-Dinitrotoluene	ND	0.97	ug/L	0.049
Di-n-octyl phthalate	ND	0.97	ug/L	0.041
Fluoranthene	ND	0.19	ug/L	0.048
Fluorene	ND	0.19	ug/L	0.053
Hexachlorobenzene	ND	0.19	ug/L	0.042
Hexachlorobutadiene	ND	0.19	ug/L	0.036
Hexachlorocyclopentadiene	ND	0.97	ug/L	0.078
Hexachloroethane	ND	0.97	ug/L	0.042
Indeno(1,2,3-cd)pyrene	ND	0.19	ug/L	0.046
Isophorone	ND	0.97	ug/L	0.046
2-Methylnaphthalene	ND	0.19	ug/L	0.045
2-Methylphenol	ND	0.97	ug/L	0.050
4-Methylphenol	ND	0.97	ug/L	0.071
Naphthalene	ND	0.19	ug/L	0.042
2-Nitroaniline	ND	4.8	ug/L	0.046
3-Nitroaniline	ND	4.8	ug/L	0.039
4-Nitroaniline	ND	4.8	ug/L	0.025
Nitrobenzene	ND	0.19	ug/L	0.062
2-Nitrophenol	ND	0.97	ug/L	0.052
4-Nitrophenol	ND	4.8	ug/L	0.068
N-Nitrosodi-n-propylamine	ND	0.19	ug/L	0.058
N-Nitrosodiphenylamine	ND	0.19	ug/L	0.047
2,2'-oxybis(1-Chloropropane)	ND	0.19	ug/L	0.025
Pentachlorophenol	ND	0.97	ug/L	0.081
Phenanthrene	ND	0.19	ug/L	0.053
Phenol	ND	0.19	ug/L	0.021
Pyrene	ND	0.19	ug/L	0.055
2,4,5-Trichlorophenol	ND	0.97	ug/L	0.061
2,4,6-Trichlorophenol	ND	0.97	ug/L	0.055

(Continued on next page)

Tetra Tech NUS, Inc

Client Sample ID: PMC 7

GC/MS Semivolatiles

Lot-Sample #...: C7K020216-013 **Work Order #...:** KAE191AM **Matrix.....:** WATER

SURROGATE	PERCENT RECOVERY	RECOVERY LIMITS
Nitrobenzene-d5	72	(23 - 112)
Terphenyl-d14	52	(10 - 132)
2-Fluorobiphenyl	62	(19 - 107)
2-Fluorophenol	58	(10 - 111)
Phenol-d5	64	(15 - 112)
2,4,6-Tribromophenol	74	(16 - 122)

Tetra Tech NUS, Inc

Client Sample ID: FMC 25

GC/MS Semivolatiles

Lot-Sample #...:	C7K020216-014	**Work Order #...:**	KAE2E1AM	**Matrix.....:**	WATER
Date Sampled...:	11/01/07 12:20	**Date Received..:**	11/02/07 09:20	**MS Run #.....:**	7311210
Prep Date.....:	11/07/07	**Analysis Date..:**	11/22/07		
Prep Batch #...:	7311333	**Analysis Time..:**	13:31		
Dilution Factor:	0.96	**Initial Wgt/Vol:**	1040 mL	**Final Wgt/Vol..:**	1 mL
Analyst ID.....:	003200	**Instrument ID..:**	733		
		Method.....:	SW846 8270C		

PARAMETER	RESULT	REPORTING LIMIT	UNITS	MDL
Acenaphthene	ND	0.19	ug/L	0.050
Acenaphthylene	ND	0.19	ug/L	0.044
Acetophenone	ND	0.96	ug/L	0.044
Anthracene	ND	0.19	ug/L	0.049
Atrazine	ND	0.96	ug/L	0.037
Benzo(a)anthracene	ND	0.19	ug/L	0.039
Benzo(a)pyrene	ND	0.19	ug/L	0.042
Benzo(b)fluoranthene	ND	0.19	ug/L	0.030
Benzo(ghi)perylene	ND	0.19	ug/L	0.026
Benzo(k)fluoranthene	ND	0.19	ug/L	0.038
Benzaldehyde	ND	0.96	ug/L	0.052
1,1'-Biphenyl	ND	0.96	ug/L	0.058
bis(2-Chloroethoxy) methane	ND	0.96	ug/L	0.12
bis(2-Chloroethyl)-ether	ND	0.19	ug/L	0.044
bis(2-Ethylhexyl) phthalate	ND	0.96	ug/L	0.11
4-Bromophenyl phenyl ether	ND	0.96	ug/L	0.048
Butyl benzyl phthalate	**0.15 J**	**0.96**	**ug/L**	**0.13**
Caprolactam	ND	0.96	ug/L	0.18
Carbazole	ND	0.19	ug/L	0.050
4-Chloroaniline	ND	0.96	ug/L	0.044
4-Chloro-3-methylphenol	ND	0.96	ug/L	0.057
2-Chloronaphthalene	ND	0.19	ug/L	0.042
2-Chlorophenol	ND	0.96	ug/L	0.044
4-Chlorophenyl phenyl ether	ND	0.96	ug/L	0.041
Chrysene	ND	0.19	ug/L	0.034
Dibenz(a,h)anthracene	ND	0.19	ug/L	0.033
Dibenzofuran	ND	0.96	ug/L	0.051
3,3'-Dichlorobenzidine	ND	0.96	ug/L	0.039
2,4-Dichlorophenol	ND	0.19	ug/L	0.047
Diethyl phthalate	**0.38 J**	**0.96**	**ug/L**	**0.23**
2,4-Dimethylphenol	ND	0.96	ug/L	0.050
Dimethyl phthalate	ND	0.96	ug/L	0.041

(Continued on next page)

Tetra Tech NUS, Inc

Client Sample ID: FMC 25

GC/MS Semivolatiles

Lot-Sample #...: C7K020216-014 Work Order #...: KAE2E1AM Matrix.....: WATER

PARAMETER	RESULT	REPORTING LIMIT	UNITS	MDL
Di-n-butyl phthalate	ND	0.96	ug/L	0.045
4,6-Dinitro-2-methylphenol	ND	4.8	ug/L	1.4
2,4-Dinitrophenol	ND	4.8	ug/L	1.2
2,4-Dinitrotoluene	ND	0.96	ug/L	0.043
2,6-Dinitrotoluene	ND	0.96	ug/L	0.049
Di-n-octyl phthalate	ND	0.96	ug/L	0.041
Fluoranthene	ND	0.19	ug/L	0.048
Fluorene	ND	0.19	ug/L	0.052
Hexachlorobenzene	ND	0.19	ug/L	0.042
Hexachlorobutadiene	ND	0.19	ug/L	0.036
Hexachlorocyclopentadiene	ND	0.96	ug/L	0.077
Hexachloroethane	ND	0.96	ug/L	0.042
Indeno(1,2,3-cd)pyrene	ND	0.19	ug/L	0.046
Isophorone	ND	0.96	ug/L	0.045
2-Methylnaphthalene	ND	0.19	ug/L	0.045
2-Methylphenol	ND	0.96	ug/L	0.049
4-Methylphenol	ND	0.96	ug/L	0.071
Naphthalene	ND	0.19	ug/L	0.041
2-Nitroaniline	ND	4.8	ug/L	0.046
3-Nitroaniline	ND	4.8	ug/L	0.039
4-Nitroaniline	ND	4.8	ug/L	0.024
Nitrobenzene	ND	0.19	ug/L	0.061
2-Nitrophenol	ND	0.96	ug/L	0.052
4-Nitrophenol	ND	4.8	ug/L	0.067
N-Nitrosodi-n-propylamine	ND	0.19	ug/L	0.057
N-Nitrosodiphenylamine	ND	0.19	ug/L	0.047
2,2'-oxybis(1-Chloropropane)	ND	0.19	ug/L	0.025
Pentachlorophenol	ND	0.96	ug/L	0.080
Phenanthrene	**0.078 J**	**0.19**	**ug/L**	**0.053**
Phenol	ND	0.19	ug/L	0.021
Pyrene	ND	0.19	ug/L	0.054
2,4,5-Trichlorophenol	ND	0.96	ug/L	0.060
2,4,6-Trichlorophenol	ND	0.96	ug/L	0.055

(Continued on next page)

Tetra Tech NUS, Inc

Client Sample ID: FMC 25

GC/MS Semivolatiles

Lot-Sample #...: C7K020216-014 **Work Order #...:** KAE2E1AM **Matrix.....:** WATER

SURROGATE	PERCENT RECOVERY	RECOVERY LIMITS
Nitrobenzene-d5	72	(23 - 112)
Terphenyl-d14	59	(10 - 132)
2-Fluorobiphenyl	61	(19 - 107)
2-Fluorophenol	58	(10 - 111)
Phenol-d5	65	(15 - 112)
2,4,6-Tribromophenol	78	(16 - 122)

NOTE(S):

J Estimated result. Result is less than RL.

Tetra Tech NUS, Inc

Client Sample ID: FMC 26

GC/MS Semivolatiles

Lot-Sample #...:	C7K020216-015	**Work Order #...:**	KAE2J1AM	**Matrix.....:**	WATER
Date Sampled...:	11/01/07 21:50	**Date Received..:**	11/02/07 09:20	**MS Run #.....:**	
Prep Date.....:	11/08/07	**Analysis Date..:**	11/27/07		
Prep Batch #...:	7312225	**Analysis Time..:**	04:55		
Dilution Factor:	0.96	**Initial Wgt/Vol:**	1040 mL	**Final Wgt/Vol..:**	1 mL
Analyst ID.....:	003200	**Instrument ID..:**	733		
		Method.....:	SW846 8270C		

PARAMETER	RESULT	REPORTING LIMIT	UNITS	MDL
Acenaphthene	ND	0.19	ug/L	0.050
Acenaphthylene	ND	0.19	ug/L	0.044
Acetophenone	ND	0.96	ug/L	0.044
Anthracene	ND	0.19	ug/L	0.049
Atrazine	ND	0.96	ug/L	0.037
Benzo(a)anthracene	ND	0.19	ug/L	0.039
Benzo(a)pyrene	ND	0.19	ug/L	0.042
Benzo(b)fluoranthene	ND	0.19	ug/L	0.030
Benzo(ghi)perylene	ND	0.19	ug/L	0.026
Benzo(k)fluoranthene	ND	0.19	ug/L	0.038
Benzaldehyde	ND	0.96	ug/L	0.052
1,1'-Biphenyl	ND	0.96	ug/L	0.058
bis(2-Chloroethoxy) methane	ND	0.96	ug/L	0.12
bis(2-Chloroethyl)-ether	ND	0.19	ug/L	0.044
bis(2-Ethylhexyl) phthalate	ND	0.96	ug/L	0.11
4-Bromophenyl phenyl ether	ND	0.96	ug/L	0.048
Butyl benzyl phthalate	ND	0.96	ug/L	0.13
Caprolactam	ND	0.96	ug/L	0.18
Carbazole	ND	0.19	ug/L	0.050
4-Chloroaniline	ND	0.96	ug/L	0.044
4-Chloro-3-methylphenol	ND	0.96	ug/L	0.057
2-Chloronaphthalene	ND	0.19	ug/L	0.042
2-Chlorophenol	ND	0.96	ug/L	0.044
4-Chlorophenyl phenyl ether	ND	0.96	ug/L	0.041
Chrysene	ND	0.19	ug/L	0.034
Dibenz(a,h)anthracene	ND	0.19	ug/L	0.033
Dibenzofuran	ND	0.96	ug/L	0.051
3,3'-Dichlorobenzidine	ND	0.96	ug/L	0.039
2,4-Dichlorophenol	ND	0.19	ug/L	0.047
Diethyl phthalate	ND	0.96	ug/L	0.23
2,4-Dimethylphenol	ND	0.96	ug/L	0.050
Dimethyl phthalate	ND	0.96	ug/L	0.041

(Continued on next page)

Tetra Tech NUS, Inc

Client Sample ID: FMC 26

GC/MS Semivolatiles

Lot-Sample #...: C7K020216-015 **Work Order #...:** KAE2J1AM **Matrix.....:** WATER

PARAMETER	RESULT	REPORTING LIMIT	UNITS	MDL
Di-n-butyl phthalate	ND	0.96	ug/L	0.045
4,6-Dinitro-2-methylphenol	ND	4.8	ug/L	1.4
2,4-Dinitrophenol	ND	4.8	ug/L	1.2
2,4-Dinitrotoluene	ND	0.96	ug/L	0.043
2,6-Dinitrotoluene	ND	0.96	ug/L	0.049
Di-n-octyl phthalate	ND	0.96	ug/L	0.041
Fluoranthene	ND	0.19	ug/L	0.048
Fluorene	ND	0.19	ug/L	0.052
Hexachlorobenzene	ND	0.19	ug/L	0.042
Hexachlorobutadiene	ND	0.19	ug/L	0.036
Hexachlorocyclopentadiene	ND	0.96	ug/L	0.077
Hexachloroethane	ND	0.96	ug/L	0.042
Indeno(1,2,3-cd)pyrene	ND	0.19	ug/L	0.046
Isophorone	ND	0.96	ug/L	0.045
2-Methylnaphthalene	ND	0.19	ug/L	0.045
2-Methylphenol	ND	0.96	ug/L	0.049
4-Methylphenol	ND	0.96	ug/L	0.071
Naphthalene	ND	0.19	ug/L	0.041
2-Nitroaniline	ND	4.8	ug/L	0.046
3-Nitroaniline	ND	4.8	ug/L	0.039
4-Nitroaniline	ND	4.8	ug/L	0.024
Nitrobenzene	ND	0.19	ug/L	0.061
2-Nitrophenol	ND	0.96	ug/L	0.052
4-Nitrophenol	ND	4.8	ug/L	0.067
N-Nitrosodi-n-propylamine	ND	0.19	ug/L	0.057
N-Nitrosodiphenylamine	ND	0.19	ug/L	0.047
2,2'-oxybis(1-Chloropropane)	ND	0.19	ug/L	0.025
Pentachlorophenol	ND	0.96	ug/L	0.080
Phenanthrene	ND	0.19	ug/L	0.053
Phenol	ND	0.19	ug/L	0.021
Pyrene	ND	0.19	ug/L	0.054
2,4,5-Trichlorophenol	ND	0.96	ug/L	0.060
2,4,6-Trichlorophenol	ND	0.96	ug/L	0.055

(Continued on next page)

Tetra Tech NUS, Inc

Client Sample ID: FMC 26

GC/MS Semivolatiles

Lot-Sample #...: C7K020216-015 **Work Order #...:** KAE2J1AM **Matrix.....:** WATER

SURROGATE	PERCENT RECOVERY	RECOVERY LIMITS
Nitrobenzene-d5	70	(23 - 112)
Terphenyl-d14	63	(10 - 132)
2-Fluorobiphenyl	68	(19 - 107)
2-Fluorophenol	69	(10 - 111)
Phenol-d5	75	(15 - 112)
2,4,6-Tribromophenol	72	(16 - 122)

PCB SUMMARY

Tetra Tech NUS, Inc

Client Sample ID: FMC 24

GC Semivolatiles

Lot-Sample #...: C7K020216-001	**Work Order #...:** KAEX31AA	**Matrix.....:** WATER
Date Sampled...: 10/30/07	**Date Received..:** 11/02/07	**MS Run #.....:**
Prep Date.....: 11/03/07	**Analysis Date..:** 11/16/07	
Prep Batch #...: 7307199	**Analysis Time..:** 15:39	
Dilution Factor: 1.01	**Initial Wgt/Vol:** 990 mL	**Final Wgt/Vol..:** 40 mL
Analyst ID.....: 402331	**Instrument ID..:** S/T	
	Method.....: SW846 8082	

PARAMETER	RESULT	REPORTING LIMIT	UNITS	MDL
Aroclor 1016	ND	0.40	ug/L	0.10
Aroclor 1221	ND	0.40	ug/L	0.10
Aroclor 1232	ND	0.40	ug/L	0.12
Aroclor 1242	ND	0.40	ug/L	0.075
Aroclor 1248	ND	0.40	ug/L	0.092
Aroclor 1254	ND	0.40	ug/L	0.092
Aroclor 1260	ND	0.40	ug/L	0.055

SURROGATE	PERCENT RECOVERY	RECOVERY LIMITS
Tetrachloro-m-xylene	90	(45 - 120)
Decachlorobiphenyl	82	(24 - 128)

Tetra Tech NUS, Inc

Client Sample ID: FMC 9

GC Semivolatiles

Lot-Sample #...: C7K020216-002	**Work Order #...:** KAE051AL	**Matrix.....:** WATER
Date Sampled...: 10/30/07	**Date Received..:** 11/02/07	**MS Run #.....:**
Prep Date.....: 11/03/07	**Analysis Date..:** 11/16/07	
Prep Batch #...: 7307199	**Analysis Time..:** 16:02	
Dilution Factor: 1.01	**Initial Wgt/Vol:** 990 mL	**Final Wgt/Vol..:** 40 mL
Analyst ID.....: 402331	**Instrument ID..:** S/T	
	Method.....: SW846 8082	

PARAMETER	RESULT	REPORTING LIMIT	UNITS	MDL
Aroclor 1016	ND	0.40	ug/L	0.10
Aroclor 1221	ND	0.40	ug/L	0.10
Aroclor 1232	ND	0.40	ug/L	0.12
Aroclor 1242	ND	0.40	ug/L	0.075
Aroclor 1248	ND	0.40	ug/L	0.092
Aroclor 1254	ND	0.40	ug/L	0.092
Aroclor 1260	ND	0.40	ug/L	0.055

SURROGATE	PERCENT RECOVERY	RECOVERY LIMITS
Tetrachloro-m-xylene	87	(45 - 120)
Decachlorobiphenyl	77	(24 - 128)

Tetra Tech NUS, Inc

Client Sample ID: FMC 10

GC Semivolatiles

Lot-Sample #...:	C7K020216-003	**Work Order #...:**	KAE071AL	**Matrix.....:**	WATER
Date Sampled...:	10/30/07	**Date Received..:**	11/02/07	**MS Run #.....:**	
Prep Date.....:	11/03/07	**Analysis Date..:**	11/16/07		
Prep Batch #...:	7307199	**Analysis Time..:**	16:25		
Dilution Factor:	1.05	**Initial Wgt/Vol:**	950 mL	**Final Wgt/Vol..:**	40 mL
Analyst ID.....:	402331	**Instrument ID..:**	S/T		
		Method.....:	SW846 8082		

PARAMETER	RESULT	REPORTING LIMIT	UNITS	MDL
Aroclor 1016	ND	0.42	ug/L	0.11
Aroclor 1221	ND	0.42	ug/L	0.10
Aroclor 1232	ND	0.42	ug/L	0.12
Aroclor 1242	ND	0.42	ug/L	0.078
Aroclor 1248	ND	0.42	ug/L	0.095
Aroclor 1254	ND	0.42	ug/L	0.096
Aroclor 1260	ND	0.42	ug/L	0.057

SURROGATE	PERCENT RECOVERY	RECOVERY LIMITS
Tetrachloro-m-xylene	89	(45 - 120)
Decachlorobiphenyl	82	(24 - 128)

Tetra Tech NUS, Inc

Client Sample ID: FMC 11

GC Semivolatiles

Lot-Sample #...:	C7K020216-004	**Work Order #...:**	KAE1A1AA	**Matrix.....:**	WATER
Date Sampled...:	10/30/07	**Date Received..:**	11/02/07	**MS Run #.....:**	
Prep Date.....:	11/03/07	**Analysis Date..:**	11/16/07		
Prep Batch #...:	7307199	**Analysis Time..:**	16:48		
Dilution Factor:	1.01	**Initial Wgt/Vol:**	990 mL	**Final Wgt/Vol..:**	40 mL
Analyst ID.....:	402331	**Instrument ID..:**	S/T		
		Method.....:	SW846 8082		

PARAMETER	RESULT	REPORTING LIMIT	UNITS	MDL
Aroclor 1016	ND	0.40	ug/L	0.10
Aroclor 1221	ND	0.40	ug/L	0.10
Aroclor 1232	ND	0.40	ug/L	0.12
Aroclor 1242	ND	0.40	ug/L	0.075
Aroclor 1248	ND	0.40	ug/L	0.092
Aroclor 1254	ND	0.40	ug/L	0.092
Aroclor 1260	ND	0.40	ug/L	0.055

SURROGATE	PERCENT RECOVERY	RECOVERY LIMITS
Tetrachloro-m-xylene	83	(45 - 120)
Decachlorobiphenyl	78	(24 - 128)

Tetra Tech NUS, Inc

Client Sample ID: FMC 12

GC Semivolatiles

Lot-Sample #...:	C7K020216-005	**Work Order #...:**	KAE1D1AL	**Matrix.....:**	WATER
Date Sampled...:	10/30/07	**Date Received..:**	11/02/07	**MS Run #.....:**	
Prep Date.....:	11/03/07	**Analysis Date..:**	11/16/07		
Prep Batch #...:	7307199	**Analysis Time..:**	17:11		
Dilution Factor:	0.97	**Initial Wgt/Vol:**	1030 mL	**Final Wgt/Vol..:**	40 mL
Analyst ID.....:	402331	**Instrument ID..:**	S/T		
		Method.....:	SW846 8082		

PARAMETER	RESULT	REPORTING LIMIT	UNITS	MDL
Aroclor 1016	ND	0.39	ug/L	0.098
Aroclor 1221	ND	0.39	ug/L	0.097
Aroclor 1232	ND	0.39	ug/L	0.11
Aroclor 1242	ND	0.39	ug/L	0.072
Aroclor 1248	ND	0.39	ug/L	0.088
Aroclor 1254	ND	0.39	ug/L	0.089
Aroclor 1260	ND	0.39	ug/L	0.053

SURROGATE	PERCENT RECOVERY	RECOVERY LIMITS
Tetrachloro-m-xylene	88	(45 - 120)
Decachlorobiphenyl	81	(24 - 128)

Tetra Tech NUS, Inc

Client Sample ID: FMC 13

GC Semivolatiles

Lot-Sample #...:	C7K020216-006	**Work Order #...:**	KAE1F1AL	**Matrix.....:**	WATER
Date Sampled...:	10/30/07	**Date Received..:**	11/02/07	**MS Run #.....:**	
Prep Date.....:	11/03/07	**Analysis Date..:**	11/16/07		
Prep Batch #...:	7307199	**Analysis Time..:**	17:34		
Dilution Factor:	0.96	**Initial Wgt/Vol:**	1040 mL	**Final Wgt/Vol..:**	40 mL
Analyst ID.....:	402331	**Instrument ID..:**	S/T		
		Method.....:	SW846 8082		

PARAMETER	RESULT	REPORTING LIMIT	UNITS	MDL
Aroclor 1016	ND	0.38	ug/L	0.097
Aroclor 1221	ND	0.38	ug/L	0.096
Aroclor 1232	ND	0.38	ug/L	0.11
Aroclor 1242	ND	0.38	ug/L	0.071
Aroclor 1248	ND	0.38	ug/L	0.087
Aroclor 1254	ND	0.38	ug/L	0.088
Aroclor 1260	ND	0.38	ug/L	0.052

SURROGATE	PERCENT RECOVERY	RECOVERY LIMITS
Tetrachloro-m-xylene	89	(45 - 120)
Decachlorobiphenyl	83	(24 - 128)

Tetra Tech NUS, Inc

Client Sample ID: FMC 16

GC Semivolatiles

Lot-Sample #...:	C7K020216-007	**Work Order #...:**	KAE1J1AL	**Matrix.....:**	WATER
Date Sampled...:	10/31/07	**Date Received..:**	11/02/07	**MS Run #.....:**	
Prep Date.....:	11/03/07	**Analysis Date..:**	11/16/07		
Prep Batch #...:	7307199	**Analysis Time..:**	17:57		
Dilution Factor:	1.03	**Initial Wgt/Vol:**	970 mL	**Final Wgt/Vol..:**	40 mL
Analyst ID.....:	402331	**Instrument ID..:**	S/T		
		Method.....:	SW846 8082		

PARAMETER	RESULT	REPORTING LIMIT	UNITS	MDL
Aroclor 1016	ND	0.41	ug/L	0.10
Aroclor 1221	ND	0.41	ug/L	0.10
Aroclor 1232	ND	0.41	ug/L	0.12
Aroclor 1242	ND	0.41	ug/L	0.077
Aroclor 1248	ND	0.41	ug/L	0.094
Aroclor 1254	ND	0.41	ug/L	0.094
Aroclor 1260	ND	0.41	ug/L	0.056

SURROGATE	PERCENT RECOVERY	RECOVERY LIMITS
Tetrachloro-m-xylene	91	(45 - 120)
Decachlorobiphenyl	83	(24 - 128)

Tetra Tech NUS, Inc

Client Sample ID: FMC 18

GC Semivolatiles

Lot-Sample #...:	C7K020216-008	**Work Order #...:**	KAE1K1AL	**Matrix.....:**	WATER
Date Sampled...:	10/31/07	**Date Received..:**	11/02/07	**MS Run #.....:**	
Prep Date.....:	11/03/07	**Analysis Date..:**	11/16/07		
Prep Batch #...:	7307199	**Analysis Time..:**	18:20		
Dilution Factor:	1.02	**Initial Wgt/Vol:**	980 mL	**Final Wgt/Vol..:**	40 mL
Analyst ID.....:	402331	**Instrument ID..:**	S/T		
		Method.....:	SW846 8082		

PARAMETER	RESULT	REPORTING LIMIT	UNITS	MDL
Aroclor 1016	ND	0.41	ug/L	0.10
Aroclor 1221	ND	0.41	ug/L	0.10
Aroclor 1232	ND	0.41	ug/L	0.12
Aroclor 1242	ND	0.41	ug/L	0.076
Aroclor 1248	ND	0.41	ug/L	0.093
Aroclor 1254	ND	0.41	ug/L	0.093
Aroclor 1260	ND	0.41	ug/L	0.055

SURROGATE	PERCENT RECOVERY	RECOVERY LIMITS
Tetrachloro-m-xylene	95	(45 - 120)
Decachlorobiphenyl	85	(24 - 128)

Tetra Tech NUS, Inc

Client Sample ID: FMC 20

GC Semivolatiles

Lot-Sample #...:	C7K020216-009	**Work Order #...:**	KAE1P1AL	**Matrix.....:**	WATER
Date Sampled...:	10/31/07	**Date Received..:**	11/02/07	**MS Run #.....:**	
Prep Date.....:	11/03/07	**Analysis Date..:**	11/16/07		
Prep Batch #...:	7307199	**Analysis Time..:**	18:43		
Dilution Factor:	0.97	**Initial Wgt/Vol:**	1030 mL	**Final Wgt/Vol..:**	40 mL
Analyst ID.....:	402331	**Instrument ID..:**	S/T		
		Method.....:	SW846 8082		

PARAMETER	RESULT	REPORTING LIMIT	UNITS	MDL
Aroclor 1016	ND	0.39	ug/L	0.098
Aroclor 1221	ND	0.39	ug/L	0.097
Aroclor 1232	ND	0.39	ug/L	0.11
Aroclor 1242	ND	0.39	ug/L	0.072
Aroclor 1248	ND	0.39	ug/L	0.088
Aroclor 1254	ND	0.39	ug/L	0.089
Aroclor 1260	ND	0.39	ug/L	0.053

SURROGATE	PERCENT RECOVERY	RECOVERY LIMITS
Tetrachloro-m-xylene	89	(45 - 120)
Decachlorobiphenyl	82	(24 - 128)

Tetra Tech NUS, Inc

Client Sample ID: FMC 22

GC Semivolatiles

Lot-Sample #...:	C7K020216-010	**Work Order #...:**	KAE1R1AL	**Matrix.....:**	WATER
Date Sampled...:	10/31/07	**Date Received..:**	11/02/07	**MS Run #.....:**	
Prep Date.....:	11/03/07	**Analysis Date..:**	11/16/07		
Prep Batch #...:	7307199	**Analysis Time..:**	19:06		
Dilution Factor:	0.95	**Initial Wgt/Vol:**	1050 mL	**Final Wgt/Vol..:**	40 mL
Analyst ID.....:	402331	**Instrument ID..:**	S/T		
		Method.....:	SW846 8082		

PARAMETER	RESULT	REPORTING LIMIT	UNITS	MDL
Aroclor 1016	ND	0.38	ug/L	0.096
Aroclor 1221	ND	0.38	ug/L	0.095
Aroclor 1232	ND	0.38	ug/L	0.11
Aroclor 1242	ND	0.38	ug/L	0.071
Aroclor 1248	ND	0.38	ug/L	0.086
Aroclor 1254	ND	0.38	ug/L	0.087
Aroclor 1260	ND	0.38	ug/L	0.051

SURROGATE	PERCENT RECOVERY	RECOVERY LIMITS
Tetrachloro-m-xylene	92	(45 - 120)
Decachlorobiphenyl	79	(24 - 128)

Tetra Tech NUS, Inc

Client Sample ID: FMC 3

GC Semivolatiles

Lot-Sample #...:	C7K020216-011	**Work Order #...:**	KAE101AL	**Matrix.....:**	WATER
Date Sampled...:	10/31/07	**Date Received..:**	11/02/07	**MS Run #.....:**	
Prep Date.....:	11/03/07	**Analysis Date..:**	11/16/07		
Prep Batch #...:	7307199	**Analysis Time..:**	19:29		
Dilution Factor:	0.95	**Initial Wgt/Vol:**	1050 mL	**Final Wgt/Vol..:**	40 mL
Analyst ID.....:	402331	**Instrument ID..:**	S/T		
		Method.....:	SW846 8082		

PARAMETER	RESULT	REPORTING LIMIT	UNITS	MDL
Aroclor 1016	ND	0.38	ug/L	0.096
Aroclor 1221	ND	0.38	ug/L	0.095
Aroclor 1232	ND	0.38	ug/L	0.11
Aroclor 1242	ND	0.38	ug/L	0.071
Aroclor 1248	ND	0.38	ug/L	0.086
Aroclor 1254	ND	0.38	ug/L	0.087
Aroclor 1260	ND	0.38	ug/L	0.051

SURROGATE	PERCENT RECOVERY	RECOVERY LIMITS
Tetrachloro-m-xylene	89	(45 - 120)
Decachlorobiphenyl	83	(24 - 128)

Tetra Tech NUS, Inc

Client Sample ID: FMC 5

GC Semivolatiles

Lot-Sample #...: C7K020216-012	**Work Order #...:** KAE151AL	**Matrix.....:** WATER
Date Sampled...: 10/31/07	**Date Received..:** 11/02/07	**MS Run #.....:**
Prep Date.....: 11/03/07	**Analysis Date..:** 11/16/07	
Prep Batch #...: 7307199	**Analysis Time..:** 19:52	
Dilution Factor: 0.95	**Initial Wgt/Vol:** 1050 mL	**Final Wgt/Vol..:** 40 mL
Analyst ID.....: 402331	**Instrument ID..:** S/T	
	Method.....: SW846 8082	

PARAMETER	RESULT	REPORTING LIMIT	UNITS	MDL
Aroclor 1016	ND	0.38	ug/L	0.096
Aroclor 1221	ND	0.38	ug/L	0.095
Aroclor 1232	ND	0.38	ug/L	0.11
Aroclor 1242	ND	0.38	ug/L	0.071
Aroclor 1248	ND	0.38	ug/L	0.086
Aroclor 1254	ND	0.38	ug/L	0.087
Aroclor 1260	ND	0.38	ug/L	0.051

SURROGATE	PERCENT RECOVERY	RECOVERY LIMITS
Tetrachloro-m-xylene	85	(45 - 120)
Decachlorobiphenyl	77	(24 - 128)

Tetra Tech NUS, Inc

Client Sample ID: FMC 7

GC Semivolatiles

Lot-Sample #...:	C7K020216-013	**Work Order #...:**	KAE191AL	**Matrix.....:**	WATER
Date Sampled...:	10/31/07	**Date Received..:**	11/02/07	**MS Run #.....:**	
Prep Date.....:	11/03/07	**Analysis Date..:**	11/16/07		
Prep Batch #...:	7307199	**Analysis Time..:**	20:15		
Dilution Factor:	0.96	**Initial Wgt/Vol:**	1040 mL	**Final Wgt/Vol..:**	40 mL
Analyst ID.....:	402331	**Instrument ID..:**	S/T		
		Method.....:	SW846 8082		

PARAMETER	RESULT	REPORTING LIMIT	UNITS	MDL
Aroclor 1016	ND	0.38	ug/L	0.097
Aroclor 1221	ND	0.38	ug/L	0.096
Aroclor 1232	ND	0.38	ug/L	0.11
Aroclor 1242	ND	0.38	ug/L	0.071
Aroclor 1248	ND	0.38	ug/L	0.087
Aroclor 1254	ND	0.38	ug/L	0.088
Aroclor 1260	ND	0.38	ug/L	0.052

SURROGATE	PERCENT RECOVERY	RECOVERY LIMITS
Tetrachloro-m-xylene	86	(45 - 120)
Decachlorobiphenyl	76	(24 - 128)

Tetra Tech NUS, Inc

Client Sample ID: FMC 25

GC Semivolatiles

Lot-Sample #...:	C7K020216-014	**Work Order #...:**	KAE2E1AL	**Matrix.....:**	WATER
Date Sampled...:	11/01/07	**Date Received..:**	11/02/07	**MS Run #.....:**	
Prep Date.....:	11/03/07	**Analysis Date..:**	11/16/07		
Prep Batch #...:	7307199	**Analysis Time..:**	20:38		
Dilution Factor:	0.95	**Initial Wgt/Vol:**	1050 mL	**Final Wgt/Vol..:**	40 mL
Analyst ID.....:	402331	**Instrument ID..:**	S/T		
		Method.....:	SW846 8082		

PARAMETER	RESULT	REPORTING LIMIT	UNITS	MDL
Aroclor 1016	ND	0.38	ug/L	0.096
Aroclor 1221	ND	0.38	ug/L	0.095
Aroclor 1232	ND	0.38	ug/L	0.11
Aroclor 1242	ND	0.38	ug/L	0.071
Aroclor 1248	ND	0.38	ug/L	0.086
Aroclor 1254	ND	0.38	ug/L	0.087
Aroclor 1260	ND	0.38	ug/L	0.051

SURROGATE	PERCENT RECOVERY	RECOVERY LIMITS
Tetrachloro-m-xylene	89	(45 - 120)
Decachlorobiphenyl	88	(24 - 128)

Tetra Tech NUS, Inc

Client Sample ID: FMC 26

GC Semivolatiles

Lot-Sample #...:	C7K020216-015	**Work Order #...:**	KAE2J1AL	**Matrix.....:**	WATER
Date Sampled...:	11/01/07	**Date Received..:**	11/02/07	**MS Run #.....:**	
Prep Date.....:	11/03/07	**Analysis Date..:**	11/19/07		
Prep Batch #...:	7307199	**Analysis Time..:**	17:07		
Dilution Factor:	0.96	**Initial Wgt/Vol:**	1040 mL	**Final Wgt/Vol..:**	40 mL
Analyst ID.....:	402331	**Instrument ID..:**	S/T		
		Method.....:	SW846 8082		

PARAMETER	RESULT	REPORTING LIMIT	UNITS	MDL
Aroclor 1016	ND	0.38	ug/L	0.097
Aroclor 1221	ND	0.38	ug/L	0.096
Aroclor 1232	ND	0.38	ug/L	0.11
Aroclor 1242	ND	0.38	ug/L	0.071
Aroclor 1248	ND	0.38	ug/L	0.087
Aroclor 1254	**0.42**	**0.38**	**ug/L**	**0.088**
Aroclor 1260	ND	0.38	ug/L	0.052

SURROGATE	PERCENT RECOVERY	RECOVERY LIMITS
Tetrachloro-m-xylene	88	(45 - 120)
Decachlorobiphenyl	100	(24 - 128)

APPENDIX C

SUPPORT DOCUMENTATION

CASE NARRATIVE
TETRA TECH NUS, INC.
Martin State Airport

Lot #: C7K020216

The following report contains the analytical results for samples submitted to TestAmerica Pittsburgh by Tetra Tech NUS, INC. The samples were received November 2, 2007 according to documented sample acceptance procedures.

TestAmerica Pittsburgh utilizes only USEPA approved methods and instrumentation in all analytical work. The samples presented in this report were analyzed for the parameters listed on the method reference page in accordance with the methods indicated.

Sample Receiving:
The lot closed on November 2, 2007.

If project specific QC was not required for samples contained in this report, when batch QC was completed on these samples, anomalous results will be discussed below.

GC/MS Volatiles:
All non-CCC compounds that have >15% RSD were evaluated to see if a better curve could be drawn using a quadratic curve. All compounds <30% RSD will use an average response factor curve if no visible improvement is accomplished using a quadratic curve. A quadratic curve will be used for a compound where it is determined to be the "best-fit" evaluation.

The LCS associated with batch 7312657 had acetone and 1,2-dibromoethane recover high and outside of criteria. All control compounds recovered within limits.

GC/MS Semivolatiles:
All non-CCC compounds that have >15% RSD were evaluated to see if a better curve could be drawn using a quadratic curve. All compounds <30% RSD will use an average response factor curve if no visible improvement is accomplished using a quadratic curve. A quadratic curve will be used for a compound where it is determined to be the "best-fit" evaluation.

The following compounds had the %D > 25% in the calibration verification standard N11210CC; but were within expected performance range for these compounds: 4-Nitrophenol 40.4% and N-Nitrosodimethylamine 32.1%.

The following compound had the %D > 25% in the calibration verification standard N11220CC; but was within expected performance range for this compound: 4-Nitrophenol 27.4%.

CASE NARRATIVE
TETRA TECH NUS, INC.
Martin State Airport

Lot #: C7K020216

GC/MS Semivolatiles cont.:
The following compound had the %D > 25% in the calibration verification standard V11270CC; but was within expected performance range for this compound: 2,4-Nitrophenol 25.7%.

PCBs:
There were no problems associated with the analysis.

Metals:
The method blanks had analytes detected at concentrations between the MDL and the reporting limit. The results were flagged with a "B" qualifier. Any sample associated with a method blank that had the same analyte detected had the result flagged with a "J" qualifier.

C7K020216

Chain of Custody Record

STL-4124 (0901)

STL
Severn Trent Laboratories, Inc.

Client: Tetra Tech NUS	Project Manager: Mike Martin	Date: 11/1/07	Chain of Custody Number: 322462
Address: 20251 Century Blvd Ste 200	Telephone Number (Area Code)/Fax Number: 301 528 3022	Lab Number:	Page 1 of 1
City: Germantown / State: MD / Zip Code: 20874	Site Contact: T Arrowsage	Lab Contact: B Hall	
Project Name and Location (State): Martin State Airport MD Trog Mortar Creek	Carrier/Waybill Number:		
Contract/Purchase Order/Quote No.: 1800157 2-1			

Sample I.D. No. and Description (Containers for each sample may be combined on one line)	Date	Time	Matrix: Air	Aqueous	Sed.	Soil	Containers & Preservatives: Unpres.	H2SO4	HNO3	HCl	NaOH	ZnAc/ NaOH	Analysis: SVOCs 8270 Metal	Volatiles	Pesticide	Organotin	PCBs	LL SVOCs	LL VOCs	Total Metal	Dissolved Metal	Special Instructions/ Conditions of Receipt
FMC 25	11/1/07				X		X						X	X	X	X						
FMC 25	"			X			X		X	X							X	X	X	X		
FMC 26	"				X		X						X	X	X	X						
FMC 26	"			X			X		X	X							X	X	X	X		

Possible Hazard Identification
☐ Non-Hazard ☐ Flammable ☐ Skin Irritant ☐ Poison B ☑ Unknown

Sample Disposal
☐ Return To Client ☑ Disposal By Lab ☐ Archive For _____ Months (A fee may be assessed if samples are retained longer than 1 month)

Turn Around Time Required
☐ 24 Hours ☐ 48 Hours ☐ 7 Days ☒ 14 Days ☐ 21 Days ☐ Other _____

QC Requirements (Specify)

1. Relinquished By: Kelly Samuels	Date: 11-01-07	Time: 1550	1. Received By:	Date: 11-1-07	Time: 1600
2. Relinquished By:	Date: 11-1-07	Time: 1930	2. Received By:	Date: 11/2/07	Time: 920
3. Relinquished By:	Date:	Time:	3. Received By:	Date:	Time:

Comments

DISTRIBUTION: WHITE - Returned to Client with Report; CANARY - Stays with the Sample; PINK - Field Copy

7

(1 - 356)

C7K020216

Chain of Custody Record

STL-4124 (0901)

Severn Trent Laboratories, Inc.

Client: Tetra Tech NUS	Project Manager: Mike Martin	Date: 10/31/07	Chain of Custody Number: 322460
Address: 20251 Century Blvd Ste 200	Telephone Number (Area Code)/Fax Number: 301 528 3022	Lab Number:	Page 1 of 2
City: Germantown / State: MD / Zip Code: 20874	Site Contact: Apanavage	Lab Contact: B Hall	
Project Name and Location (State): Martin State Airport MD Frog Mortar Pit	Carrier/Waybill Number:		
Contract/Purchase Order/Quote No.: 1800.572-1			

Sample I.D. No. and Description (Containers for each sample may be combined on one line)	Date	Time	Matrix: Air	Aqueous	Sed.	Soil	Containers & Preservatives: Unpres.	H2SO4	HNO3	HCl	NaOH	ZnAc/NaOH	Analysis: SVOC PCB Metal	Volatiles	Perchlorate	Organotin	PCBs	LL SVOCs	LL VOCs	Total Metal	Dissolved Metal	Special Instructions/ Conditions of Receipt
FMC 15	10/31/07				X		X						X	X	X	X						
FMC 16	10/31/07				X		X						X	X	X	X						
FMC 16			X				X		X	X							X	X	X	X	X	
FMC 17					X		X						X	X	X	X						
FMC 18					X								X	X	X	X						
FMC 18			X				X		X	X							X	X	X	X		
FMC 19					X								X	X	X	X						
FMC 20					X		X						X	X	X	X						
FMC 20			X				X		X	X							X	X	X	X	X	
FMC 21					X		X						X	X	X	X						
FMC 22					X		X						X	X	X	X						
FMC 22			X				X		X	X							X	X	X	X	X	

Possible Hazard Identification

☐ Non-Hazard ☐ Flammable ☐ Skin Irritant ☐ Poison B ☒ Unknown

Sample Disposal

☐ Return To Client ☒ Disposal By Lab ☐ Archive For _____ Months (A fee may be assessed if samples are retained longer than 1 month)

Turn Around Time Required

☐ 24 Hours ☐ 48 Hours ☐ 7 Days ☒ 14 Days ☐ 21 Days ☐ Other _____

QC Requirements (Specify)

1. Relinquished By	Date: 11-01-07	Time: 1550	1. Received By	Date: 11-01-07	Time: 1600
2. Relinquished By	Date: 11-1-07	Time: 18:30	2. Received By	Date: 11/2/07	Time: 9:20
3. Relinquished By	Date:	Time:	3. Received By	Date:	Time:

Comments

DISTRIBUTION: WHITE - Returned to Client with Report; CANARY - Stays with the Sample; PINK - Field Copy

8

(1 - 356)

Chain of Custody Record

STL-4124 (0901)

STL
Severn Trent Laboratories, Inc.

Client	Tetra Tech NUS
Address	20251 Century Blvd Ste 200
City	Germantown
State	MD
Zip Code	20874
Project Name and Location (State)	Martin State Airport MD Frog Mortar Creek
Contract/Purchase Order/Quote No.	1800 1572-1
Project Manager	Mike Martin
Telephone Number (Area Code)/Fax Number	301 528 3022
Site Contact	T Apanavage
Lab Contact	B Hall
Carrier/Waybill Number	
Date	10/31/07
Lab Number	
Chain of Custody Number	322461
Page	2 of 2

Analysis (Attach list if more space is needed)

Sample I.D. No. and Description (Containers for each sample may be combined on one line)	Date	Time	Matrix: Air	Aqueous	Sed.	Soil	Containers & Preservatives: Unpres.	H2SO4	HNO3	HCl	NaOH	ZnAc/NaOH	SVOC PCB Metal	Volatiles	Perchlorate	Organotin	PCBs	LL SVOCs	LL VOCs	Total Metal	Dissolved Metal	Special Instructions/ Conditions of Receipt
FMC 23	10/31/07				X		X						X	X	X	X						
FMC 3	" "				X		X						X	X	X	X						
FMC ~~8~~ 3	" "			X			X		X	X							X	X	X	X	X	
FMC 4	" "				X		X						X	X	X	X						
FMC 5	" "				X		X						X	X	X	X						
FMC 5	" "			X			X		X	X							X	X	X	X	X	
FMC 6	" "				X		X						X	X	X	X						
FMC 7	" "				X		X						X	X	X	X						
FMC 7	" "			X			X		X	X							X	X	X	X	X	
FMC 8	" "				X		X						X	X	X	X						

Possible Hazard Identification
☐ Non-Hazard ☐ Flammable ☐ Skin Irritant ☐ Poison B ☒ Unknown

Sample Disposal
☐ Return To Client ☒ Disposal By Lab ☐ Archive For _____ Months (A fee may be assessed if samples are retained longer than 1 month)

Turn Around Time Required
☐ 24 Hours ☐ 48 Hours ☐ 7 Days ☒ 14 Days ☐ 21 Days ☐ Other _____

QC Requirements (Specify)

	Date	Time		Date	Time
1. Relinquished By [signature]	11-01-07	1550	1. Received By [signature]	11-01-07	1600
2. Relinquished By [signature]	11-1-07	[illegible]	2. Received By [signature]	11/2/07	9:20
3. Relinquished By			3. Received By		

Comments

DISTRIBUTION: WHITE - Returned to Client with Report; CANARY - Stays with the Sample; PINK - Field Copy

C7K020216

Chain of Custody Record

STL-4124 (0901)

STL
Severn Trent Laboratories, Inc.

Client: Tetra Tech NUS	Project Manager: Mike Martin	Date: 10/30/07	Chain of Custody Number: 322454
Address: 20251 Century Blvd Ste 200	Telephone Number (Area Code)/Fax Number: 301 528 3022	Lab Number:	Page 1 of 6
City: Germantown	State: MD	Zip Code: 20874	Site Contact: Tony Appanavage	Lab Contact: Barb Hall
Project Name and Location (State): Martin State Airport, MD (Frog Mortar Creek - FMC)	Carrier/Waybill Number:	
Contract/Purchase Order/Quote No: 1800572-1		

Sample I.D. No. and Description (Containers for each sample may be combined on one line)	Date	Time	Matrix: Air	Aqueous	Sed.	Soil	Containers & Preservatives: Unpres.	H2SO4	HNO3	HCl	NaOH	ZnAc/NaOH	Analysis: Svoc, PCB, Metals	Volatiles	Pesticide	Organotins	Special Instructions/ Conditions of Receipt
~~FCM 24~~ FMC 24	10/30/07				X		X						X				4-4oz jars
~~FCM 24~~ FMC 24	10/30/07				X		X							X			
~~FCM 24~~ FMC 24	10/30/07				X		X								X		
~~FCM 24~~ FMC 24	10/30/07				X		X									X	
~~FCM 9~~ FMC 9	10/30/07				X		X						X				4-4oz jars
~~FCM 9~~ FMC 9	10/30/07				X		X							X			
~~FCM 9~~ FMC 9	10/30/07				X		X								X		
~~FCM 9~~ FMC 9	10/30/07				X		X									X	
~~FCM 10~~ FMC 10	10/30/07				X		X						X				4-4oz jars
~~FCM 10~~ FMC 10	10/30/07				X		X							X			
~~FCM 10~~ FMC 10	10/30/07				X		X								X		
~~FCM 10~~ FMC 10	10/30/07				X		X									X	

Possible Hazard Identification
☐ Non-Hazard ☐ Flammable ☐ Skin Irritant ☐ Poison B ☒ Unknown

Sample Disposal
☐ Return To Client ☒ Disposal By Lab ☐ Archive For _____ Months (A fee may be assessed if samples are retained longer than 1 month)

Turn Around Time Required
☐ 24 Hours ☐ 48 Hours ☐ 7 Days ☒ ~~14~~ Days ☐ 21 Days ☐ Other _____

QC Requirements (Specify)

1. Relinquished By: Rob Samuels	Date: 11-01-07	Time: 1550	1. Received By:	Date: 11-01-07	Time: 1600
2. Relinquished By:	Date: 11-1-07	Time: 19:30	2. Received By:	Date: 11/2/07	Time: 09:20
3. Relinquished By:	Date:	Time:	3. Received By:	Date:	Time:

Comments

DISTRIBUTION: WHITE - Returned to Client with Report; CANARY - Stays with the Sample; PINK - Field Copy

10

(1 - 356)

C7K020216

Chain of Custody Record

SEVERN TRENT **STL**

Severn Trent Laboratories, Inc.

STL-4124 (0901)

Client: Tetra Tech WDS	Project Manager: Mike Martin	Date: 10/30/07	Chain of Custody Number: 322455
Address: 20251 Century Blvd Ste 200	Telephone Number (Area Code)/Fax Number: 301 528 3022	Lab Number:	Page 2 of 6
City: Germantown / State: MD / Zip Code: 20874	Site Contact: T. Apanavage	Lab Contact: IS Hall	
Project Name and Location (State): Martin State Airport, MD Frog Mortar Creek	Carrier/Waybill Number:		
Contract/Purchase Order/Quote No.: 1800157Z-1			

Sample I.D. No. and Description (Containers for each sample may be combined on one line)	Date	Time	Matrix: Air	Aqueous	Sed.	Soil	Containers & Preservatives: Unpres.	H2SO4	HNO3	HCl	NaOH	ZnAc/NaOH	Analysis: Soil Metal PCB	Volatiles	Perchlorate	Organotin	Special Instructions/ Conditions of Receipt
~~FCM-11~~ FMC 11	10/30/07				X								X				4-4oz jars
~~FCM-11~~ FMC 11	10/30/07				X									X			
~~FCM-11~~ FMC 11	10/30/07				X										X		
~~FCM-11~~ FMC 11					X											X	
~~FCM-12~~ FMC 12					X								X				4-4oz jars
~~FCM-12~~ FMC 12					X									X			
~~FCM-12~~ FMC 12					X										X		
~~FCM-12~~ FMC 12					X											X	
~~FCM-13~~ FMC 13					X								X				4-4oz jars
~~FCM-13~~ FMC 13					X									X			
~~FCM-13~~ FMC 13					X										X		
~~FCM-13~~ FMC 13					X											X	

Possible Hazard Identification

☐ Non-Hazard ☐ Flammable ☐ Skin Irritant ☐ Poison B ☒ Unknown

Sample Disposal: ☐ Return To Client ☒ Disposal By Lab ☐ Archive For _____ Months (A fee may be assessed if samples are retained longer than 1 month)

Turn Around Time Required

☐ 24 Hours ☐ 48 Hours ☐ 7 Days ☒ 14 Days ☐ 21 Days ☐ Other _____

QC Requirements (Specify)

1. Relinquished By: Rich Musante	Date: 11-1-07	Time: 1550	1. Received By:	Date: 11-01-07	Time: 1600
2. Relinquished By:	Date: 11-1-07	Time: 18:30	2. Received By: V Bostot	Date: 11/2/07	Time: 9:20
3. Relinquished By:	Date:	Time:	3. Received By:	Date:	Time:

Comments

DISTRIBUTION: WHITE - Returned to Client with Report; CANARY - Stays with the Sample; PINK - Field Copy

11

(1 - 356)

C7K020216

Chain of Custody Record

STL-4124 (0901)

STL
Severn Trent Laboratories, Inc.

Client: Tetra Tech WVS	Project Manager: Mike Martin	Date: 10/30/07	Chain of Custody Number: 322456
Address: 20251 Century Blvd Ste 200	Telephone Number (Area Code)/Fax Number: 301 528 3072	Lab Number:	Page 3 of 6
City: Germantown / State: MD / Zip Code: 20874	Site Contact: T Hanauage	Lab Contact: B Hall	
Project Name and Location (State): Martin State Airport MD	Carrier/Waybill Number: from Mortar Creek		
Contract/Purchase Order/Quote No.: 18001572-1			

Sample I.D. No. and Description (Containers for each sample may be combined on one line)	Date	Time	Matrix: Air	Aqueous	Sed.	Soil	Containers & Preservatives: Unpres.	H2SO4	HNO3	HCl	NaOH	ZnAc/ NaOH	Analysis: Spec Metal PCB	Volatiles	Perchlorate	Organotin	PCBs	LL SVOCs	LL VOCs	Total Metal	Dissolved Metal	Special Instructions/ Conditions of Receipt
GWS FCM 14 FMC 14	10/30/07				X								X									4-4oz jar
FCM 14 FMC 14														X								
FCM 14 FMC 14															X							
FCM 14 FMC 14					X											X						
GWS FCM 24 FMC 24				X			X										X					
FCM 24 FMC 24							X											X				
FCM 24 FMC 24										X									X			
FCM 24 FMC 24									X											X		
GWS FCM 24 FMC 24									X													

Possible Hazard Identification
☐ Non-Hazard ☐ Flammable ☐ Skin Irritant ☐ Poison B ☒ Unknown

Sample Disposal
☐ Return To Client ☒ Disposal By Lab ☐ Archive For _____ Months (A fee may be assessed if samples are retained longer than 1 month)

Turn Around Time Required
☐ 24 Hours ☐ 48 Hours ☐ 7 Days ☒ 14 Days ☐ 21 Days ☐ Other _____

QC Requirements (Specify)

1. Relinquished By: Kirk Samuels	Date: 11-01-07	Time: 1550	1. Received By:	Date: 11-01-07	Time: 1600
2. Relinquished By:	Date: 11-1-07	Time: 18:30	2. Received By: Vbartot	Date: 11/2/07	Time: 9:20
3. Relinquished By:	Date:	Time:	3. Received By:	Date:	Time:

Comments

DISTRIBUTION: WHITE - Returned to Client with Report; CANARY - Stays with the Sample; PINK - Field Copy

(1 - 356)

C7K020216

Chain of Custody Record

STL-4124 (0901)

STL Severn Trent Laboratories, Inc.

Client: Tetra Tech WUS	Project Manager: Mike Martin	Date: 10/30/07	Chain of Custody Number: 322457
Address: 20251 Century Blvd Ste 200	Telephone Number (Area Code)/Fax Number: 301 528 3022	Lab Number:	Page 4 of 6
City: Germantown; State: MD; Zip Code: 20874	Site Contact: T Apanavage; Lab Contact: B Hall		
Project Name and Location (State): Martin State Airport MD Frog Mortar creek	Carrier/Waybill Number:		
Contract/Purchase Order/Quote No.: 18001572-1			

Sample I.D. No. and Description (Containers for each sample may be combined on one line)	Date	Time	Matrix: Air	Matrix: Aqueous	Matrix: Sed.	Matrix: Soil	Containers & Preservatives: Unpres.	H2SO4	HNO3	HCl	NaOH	ZnAc/NaOH	Analysis (Attach list if more space is needed): PCBs	Lb SVOCs	Lb VOCs	Total Metal	Dissolved Metal	Special Instructions/ Conditions of Receipt
CMS ~~FCM 9~~ FMC 9	10/30/07			X			X						X					
~~FCM 9~~ FMC 9							X							X				
~~FCM 9~~ FMC 9										X					X			
~~FCM 9~~ FMC 9									X							X		
~~FCM 9~~ FMC 9									X								X	
~~FCM 10~~ FMC 10							X						X					
~~FCM 10~~ FMC 10							X							X				
~~FCM 10~~ FMC 10										X					X			
~~FCM 10~~ FMC 10									X							X		
CMS ~~FCM 10~~ FMC 10									X								X	

Possible Hazard Identification: ☐ Non-Hazard ☐ Flammable ☐ Skin Irritant ☐ Poison B ☒ Unknown

Sample Disposal: ☐ Return To Client ☒ Disposal By Lab ☐ Archive For _____ Months (A fee may be assessed if samples are retained longer than 1 month)

Turn Around Time Required: ☐ 24 Hours ☐ 48 Hours ☐ 7 Days ☒ 14 Days ☐ 21 Days ☐ Other _____

QC Requirements (Specify)

	Date	Time		Date	Time
1. Relinquished By: [signature]	11-1-07	1550	1. Received By: [signature]	11-01-07	1600
2. Relinquished By: [signature]	11-1-07	18:30	2. Received By: V Bortot	11/2/07	09:20
3. Relinquished By:			3. Received By:		

Comments

DISTRIBUTION: WHITE - Returned to Client with Report; CANARY - Stays with the Sample; PINK - Field Copy

CZK020216

Chain of Custody Record

STL-4124 (0901)

STL
Severn Trent Laboratories, Inc.

Client: Tetra Tech WDS	Project Manager: Mike Martin	Date: 10/30/07	Chain of Custody Number: 322458
Address: 20251 Century Blvd Ste 200	Telephone Number (Area Code)/Fax Number: 301 528 3022	Lab Number:	Page 5 of 6
City: Germantown / State: MD / Zip Code: 20874	Site Contact: T Hanagriff	Lab Contact: B Hall	
Project Name and Location (State): Martin St Detroit MD Fourmile Run	Carrier/Waybill Number:		
Contract/Purchase Order/Quote No.: 18001572-1			

Sample I.D. No. and Description (Containers for each sample may be combined on one line)	Date	Time	Matrix: Air	Aqueous	Sed.	Soil	Containers & Preservatives: Unpres.	H2SO4	HNO3	HCl	NaOH	ZnAcl/NaOH	Analysis: PCBs	LL SVOCs	LL VOCs	Total Metals	Dissolved Metals	Special Instructions/ Conditions of Receipt
~~FCM 11~~ FMC 11	10/30/07			X			X						X					
~~FCM 11~~ FMC 11							X							X				
~~FCM 11~~ FMC 11										X					X			
~~FCM 11~~ FMC 11									X							X		
~~FCM 11~~ FMC 11									X								X	
~~FCM 12~~ FMC 12							X						X					
~~FCM 12~~ FMC 12							X							X				
~~FCM~~ FMC 12										X					X			
FMC 12									X							X		
FMC 12									X								X	

Possible Hazard Identification
☐ Non-Hazard ☐ Flammable ☐ Skin Irritant ☐ Poison B ☒ Unknown

Sample Disposal
☐ Return To Client ☒ Disposal By Lab ☐ Archive For _____ Months (A fee may be assessed if samples are retained longer than 1 month)

Turn Around Time Required
☐ 24 Hours ☐ 48 Hours ☐ 7 Days ☒ 14 Days ☐ 21 Days ☐ Other _____

QC Requirements (Specify)

1. Relinquished By: Rick Samuel	Date: 11-01-07	Time: 1550	1. Received By:	Date: 11-01-07	Time: 1600
2. Relinquished By:	Date: 11-1-07	Time: 18:30	2. Received By: V Bontot	Date: 11/2/07	Time: 09:20
3. Relinquished By:	Date:	Time:	3. Received By:	Date:	Time:

Comments

DISTRIBUTION: WHITE - Returned to Client with Report: CANARY - Stays with the Sample; PINK - Field Copy

14

(1 - 356)

HOLDTIME

SDG C7K020216

SORT	UNITS	NSAMPLE	LAB_ID	QC_TYPE	SAMP_DATE	EXTR_DATE	ANAL_DATE	SMP_EXTR	EXTR_ANL	SMP_ANL
HG	UG/L	FMC 13	C7K020216006	NM	10/30/2007	11/14/2007	11/14/2007	15	0	15
HG	UG/L	FMC 10	C7K020216003	NM	10/30/2007	11/14/2007	11/14/2007	15	0	15
HG	UG/L	FMC 12	C7K020216005	NM	10/30/2007	11/14/2007	11/14/2007	15	0	15
HG	UG/L	FMC 16	C7K020216007	NM	10/31/2007	11/14/2007	11/14/2007	14	0	14
HG	UG/L	FMC 18	C7K020216008	NM	10/31/2007	11/14/2007	11/14/2007	14	0	14
HG	UG/L	FMC 20	C7K020216009	NM	10/31/2007	11/14/2007	11/14/2007	14	0	14
HG	UG/L	FMC 22	C7K020216010	NM	10/31/2007	11/14/2007	11/14/2007	14	0	14
HG	UG/L	FMC 24	C7K020216001	NM	10/30/2007	11/14/2007	11/14/2007	15	0	15
HG	UG/L	FMC 25	C7K020216014	NM	11/1/2007	11/14/2007	11/14/2007	13	0	13
HG	UG/L	FMC 26	C7K020216015	NM	11/1/2007	11/14/2007	11/14/2007	13	0	13
HG	UG/L	FMC 3	C7K020216011	NM	10/31/2007	11/14/2007	11/14/2007	14	0	14
HG	UG/L	FMC 5	C7K020216012	NM	10/31/2007	11/14/2007	11/14/2007	14	0	14
HG	UG/L	FMC 7	C7K020216013	NM	10/31/2007	11/14/2007	11/14/2007	14	0	14
HG	UG/L	FMC 9	C7K020216002	NM	10/30/2007	11/14/2007	11/14/2007	15	0	15
HG	UG/L	FMC 11	C7K020216004	NM	10/30/2007	11/14/2007	11/14/2007	15	0	15

SORT	UNITS	NSAMPLE	LAB_ID	QC_TYPE	SAMP_DATE	EXTR_DATE	ANAL_DATE	SMP_EXTR	EXTR_ANL	SMP_ANL
M	UG/L	FMC 12	C7K020216005	NM	10/30/2007	11/14/2007	11/27/2007	15	13	28
M	UG/L	FMC 11	C7K020216004	NM	10/30/2007	11/14/2007	11/27/2007	15	13	28
M	UG/L	FMC 13	C7K020216006	NM	10/30/2007	11/14/2007	11/27/2007	15	13	28
M	UG/L	FMC 16	C7K020216007	NM	10/31/2007	11/14/2007	11/27/2007	14	13	27
M	UG/L	FMC 18	C7K020216008	NM	10/31/2007	11/14/2007	11/27/2007	14	13	27
M	UG/L	FMC 20	C7K020216009	NM	10/31/2007	11/14/2007	11/27/2007	14	13	27
M	UG/L	FMC 22	C7K020216010	NM	10/31/2007	11/14/2007	11/27/2007	14	13	27
M	UG/L	FMC 24	C7K020216001	NM	10/30/2007	11/14/2007	11/27/2007	15	13	28
M	UG/L	FMC 25	C7K020216014	NM	11/1/2007	11/14/2007	11/27/2007	13	13	26
M	UG/L	FMC 26	C7K020216015	NM	11/1/2007	11/14/2007	11/27/2007	13	13	26
M	UG/L	FMC 3	C7K020216011	NM	10/31/2007	11/14/2007	11/27/2007	14	13	27
M	UG/L	FMC 5	C7K020216012	NM	10/31/2007	11/14/2007	11/27/2007	14	13	27
M	UG/L	FMC 7	C7K020216013	NM	10/31/2007	11/14/2007	11/27/2007	14	13	27
M	UG/L	FMC 9	C7K020216002	NM	10/30/2007	11/14/2007	11/27/2007	15	13	28
M	UG/L	FMC 10	C7K020216003	NM	10/30/2007	11/14/2007	11/27/2007	15	13	28
HGF	UG/L	FMC 26	C7K020216015	NM	11/1/2007	11/16/2007	11/16/2007	15	0	15
HGF	UG/L	FMC 10	C7K020216003	NM	10/30/2007	11/16/2007	11/16/2007	17	0	17
HGF	UG/L	FMC 11	C7K020216004	NM	10/30/2007	11/16/2007	11/16/2007	17	0	17

SORT	UNITS	NSAMPLE	LAB_ID	QC_TYPE	SAMP_DATE	EXTR_DATE	ANAL_DATE	SMP_EXTR	EXTR_ANL	SMP_ANL
HGF	UG/L	FMC 12	C7K020216005	NM	10/30/2007	11/16/2007	11/16/2007	17	0	17
HGF	UG/L	FMC 13	C7K020216006	NM	10/30/2007	11/16/2007	11/16/2007	17	0	17
HGF	UG/L	FMC 16	C7K020216007	NM	10/31/2007	11/16/2007	11/16/2007	16	0	16
HGF	UG/L	FMC 18	C7K020216008	NM	10/31/2007	11/16/2007	11/16/2007	16	0	16
HGF	UG/L	FMC 20	C7K020216009	NM	10/31/2007	11/16/2007	11/16/2007	16	0	16
HGF	UG/L	FMC 22	C7K020216010	NM	10/31/2007	11/16/2007	11/16/2007	16	0	16
HGF	UG/L	FMC 25	C7K020216014	NM	11/1/2007	11/16/2007	11/16/2007	15	0	15
HGF	UG/L	FMC 3	C7K020216011	NM	10/31/2007	11/16/2007	11/16/2007	16	0	16
HGF	UG/L	FMC 5	C7K020216012	NM	10/31/2007	11/16/2007	11/16/2007	16	0	16
HGF	UG/L	FMC 7	C7K020216013	NM	10/31/2007	11/16/2007	11/16/2007	16	0	16
HGF	UG/L	FMC 9	C7K020216002	NM	10/30/2007	11/16/2007	11/16/2007	17	0	17
HGF	UG/L	FMC 24	C7K020216001	NM	10/30/2007	11/16/2007	11/16/2007	17	0	17
MF	UG/L	FMC 12	C7K020216005	NM	10/30/2007	11/14/2007	11/27/2007	15	13	28
MF	UG/L	FMC 13	C7K020216006	NM	10/30/2007	11/14/2007	11/27/2007	15	13	28
MF	UG/L	FMC 11	C7K020216004	NM	10/30/2007	11/14/2007	11/27/2007	15	13	28
MF	UG/L	FMC 10	C7K020216003	NM	10/30/2007	11/14/2007	11/27/2007	15	13	28
MF	UG/L	FMC 20	C7K020216009	NM	10/31/2007	11/14/2007	11/27/2007	14	13	27
MF	UG/L	FMC 22	C7K020216010	NM	10/31/2007	11/14/2007	11/27/2007	14	13	27

SORT	UNITS	NSAMPLE	LAB_ID	QC_TYPE	SAMP_DATE	EXTR_DATE	ANAL_DATE	SMP_EXTR	EXTR_ANL	SMP_ANL
MF	UG/L	FMC 24	C7K020216001	NM	10/30/2007	11/14/2007	11/27/2007	15	13	28
MF	UG/L	FMC 25	C7K020216014	NM	11/1/2007	11/14/2007	11/27/2007	13	13	26
MF	UG/L	FMC 26	C7K020216015	NM	11/1/2007	11/14/2007	11/27/2007	13	13	26
MF	UG/L	FMC 3	C7K020216011	NM	10/31/2007	11/14/2007	11/27/2007	14	13	27
MF	UG/L	FMC 5	C7K020216012	NM	10/31/2007	11/14/2007	11/27/2007	14	13	27
MF	UG/L	FMC 7	C7K020216013	NM	10/31/2007	11/14/2007	11/27/2007	14	13	27
MF	UG/L	FMC 9	C7K020216002	NM	10/30/2007	11/14/2007	11/27/2007	15	13	28
MF	UG/L	FMC 16	C7K020216007	NM	10/31/2007	11/14/2007	11/27/2007	14	13	27
MF	UG/L	FMC 18	C7K020216008	NM	10/31/2007	11/14/2007	11/27/2007	14	13	27
OS	%	FMC 24DL	C7K020216001	NM	10/30/2007	11/6/2007	11/24/2007	7	18	25
OS	%	FMC 16DL	C7K020216007	NM	10/31/2007	11/7/2007	11/22/2007	7	15	22
OS	%	FMC 9DL	C7K020216002	NM	10/30/2007	11/6/2007	11/24/2007	7	18	25
OS	%	FMC 7DL	C7K020216013	NM	10/31/2007	11/7/2007	11/22/2007	7	15	22
OS	%	FMC 5DL	C7K020216012	NM	10/31/2007	11/7/2007	11/22/2007	7	15	22
OS	%	FMC 3DL	C7K020216011	NM	10/31/2007	11/7/2007	11/22/2007	7	15	22
OS	%	FMC 25DL	C7K020216014	NM	11/1/2007	11/7/2007	11/22/2007	6	15	21
OS	%	FMC 22DL	C7K020216010	NM	10/31/2007	11/7/2007	11/22/2007	7	15	22
OS	%	FMC 20DL	C7K020216009	NM	10/31/2007	11/7/2007	11/22/2007	7	15	22

SORT	UNITS	NSAMPLE	LAB_ID	QC_TYPE	SAMP_DATE	EXTR_DATE	ANAL_DATE	SMP_EXTR	EXTR_ANL	SMP_ANL
OS	%	FMC 11DL	C7K020216004	NM	10/30/2007	11/6/2007	11/24/2007	7	18	25
OS	%	FMC 12DL	C7K020216005	NM	10/30/2007	11/6/2007	11/24/2007	7	18	25
OS	%	FMC 10DL	C7K020216003	NM	10/30/2007	11/6/2007	11/24/2007	7	18	25
OS	%	FMC 13DL	C7K020216006	NM	10/30/2007	11/6/2007	11/24/2007	7	18	25
OS	%	FMC 18DL	C7K020216008	NM	10/31/2007	11/7/2007	11/22/2007	7	15	22
OS	%	FMC 26DL	C7K020216015	NM	11/1/2007	11/8/2007	11/27/2007	7	19	26
OS	UG/L	FMC 16DL	C7K020216007	NM	10/31/2007	11/7/2007	11/22/2007	7	15	22
OS	UG/L	FMC 9DL	C7K020216002	NM	10/30/2007	11/6/2007	11/24/2007	7	18	25
OS	UG/L	FMC 7DL	C7K020216013	NM	10/31/2007	11/7/2007	11/22/2007	7	15	22
OS	UG/L	FMC 5DL	C7K020216012	NM	10/31/2007	11/7/2007	11/22/2007	7	15	22
OS	UG/L	FMC 3DL	C7K020216011	NM	10/31/2007	11/7/2007	11/22/2007	7	15	22
OS	UG/L	FMC 26DL	C7K020216015	NM	11/1/2007	11/8/2007	11/27/2007	7	19	26
OS	UG/L	FMC 25DL	C7K020216014	NM	11/1/2007	11/7/2007	11/22/2007	6	15	21
OS	UG/L	FMC 22DL	C7K020216010	NM	10/31/2007	11/7/2007	11/22/2007	7	15	22
OS	UG/L	FMC 20DL	C7K020216009	NM	10/31/2007	11/7/2007	11/22/2007	7	15	22
OS	UG/L	FMC 13DL	C7K020216006	NM	10/30/2007	11/6/2007	11/24/2007	7	18	25
OS	UG/L	FMC 18DL	C7K020216008	NM	10/31/2007	11/7/2007	11/22/2007	7	15	22
OS	UG/L	FMC 12DL	C7K020216005	NM	10/30/2007	11/6/2007	11/24/2007	7	18	25

SORT	UNITS	NSAMPLE	LAB_ID	QC_TYPE	SAMP_DATE	EXTR_DATE	ANAL_DATE	SMP_EXTR	EXTR_ANL	SMP_ANL
OS	UG/L	FMC 24DL	C7K020216001	NM	10/30/2007	11/6/2007	11/24/2007	7	18	25
OS	UG/L	FMC 11DL	C7K020216004	NM	10/30/2007	11/6/2007	11/24/2007	7	18	25
OS	UG/L	FMC 10DL	C7K020216003	NM	10/30/2007	11/6/2007	11/24/2007	7	18	25
OV	%	FMC 25	C7K020216014	NM	11/1/2007	11/8/2007	11/9/2007	7	1	8
OV	%	TripBlank#2	C7K020216017	NM	10/30/2007	11/8/2007	11/9/2007	9	1	10
OV	%	TripBlank#1	C7K020216016	NM	10/30/2007	11/8/2007	11/9/2007	9	1	10
OV	%	FMC 9	C7K020216002	NM	10/30/2007	11/8/2007	11/9/2007	9	1	10
OV	%	FMC 7	C7K020216013	NM	10/31/2007	11/8/2007	11/9/2007	8	1	9
OV	%	FMC 5	C7K020216012	NM	10/31/2007	11/8/2007	11/9/2007	8	1	9
OV	%	FMC 26	C7K020216015	NM	11/1/2007	11/8/2007	11/9/2007	7	1	8
OV	%	FMC 22	C7K020216010	NM	10/31/2007	11/8/2007	11/9/2007	8	1	9
OV	%	FMC 20	C7K020216009	NM	10/31/2007	11/8/2007	11/9/2007	8	1	9
OV	%	FMC 13	C7K020216006	NM	10/30/2007	11/8/2007	11/9/2007	9	1	10
OV	%	FMC 12	C7K020216005	NM	10/30/2007	11/8/2007	11/9/2007	9	1	10
OV	%	FMC 11	C7K020216004	NM	10/30/2007	11/8/2007	11/9/2007	9	1	10
OV	%	FMC 10	C7K020216003	NM	10/30/2007	11/8/2007	11/9/2007	9	1	10
OV	%	FMC 24	C7K020216001	NM	10/30/2007	11/8/2007	11/9/2007	9	1	10
OV	%	FMC 3	C7K020216011	NM	10/31/2007	11/8/2007	11/9/2007	8	1	9

SORT	UNITS	NSAMPLE	LAB_ID	QC_TYPE	SAMP_DATE	EXTR_DATE	ANAL_DATE	SMP_EXTR	EXTR_ANL	SMP_ANL
OV	%	FMC 16	C7K020216007	NM	10/31/2007	11/8/2007	11/9/2007	8	1	9
OV	%	FMC 18	C7K020216008	NM	10/31/2007	11/8/2007	11/9/2007	8	1	9
OV	UG/L	FMC 10	C7K020216003	NM	10/30/2007	11/8/2007	11/9/2007	9	1	10
OV	UG/L	FMC 22	C7K020216010	NM	10/31/2007	11/8/2007	11/9/2007	8	1	9
OV	UG/L	FMC 20	C7K020216009	NM	10/31/2007	11/8/2007	11/9/2007	8	1	9
OV	UG/L	FMC 18	C7K020216008	NM	10/31/2007	11/8/2007	11/9/2007	8	1	9
OV	UG/L	FMC 16	C7K020216007	NM	10/31/2007	11/8/2007	11/9/2007	8	1	9
OV	UG/L	FMC 13	C7K020216006	NM	10/30/2007	11/8/2007	11/9/2007	9	1	10
OV	UG/L	FMC 11	C7K020216004	NM	10/30/2007	11/8/2007	11/9/2007	9	1	10
OV	UG/L	FMC 24	C7K020216001	NM	10/30/2007	11/8/2007	11/9/2007	9	1	10
OV	UG/L	TripBlank#2	C7K020216017	NM	10/30/2007	11/8/2007	11/9/2007	9	1	10
OV	UG/L	FMC 12	C7K020216005	NM	10/30/2007	11/8/2007	11/9/2007	9	1	10
OV	UG/L	FMC 26	C7K020216015	NM	11/1/2007	11/8/2007	11/9/2007	7	1	8
OV	UG/L	FMC 3	C7K020216011	NM	10/31/2007	11/8/2007	11/9/2007	8	1	9
OV	UG/L	FMC 5	C7K020216012	NM	10/31/2007	11/8/2007	11/9/2007	8	1	9
OV	UG/L	FMC 7	C7K020216013	NM	10/31/2007	11/8/2007	11/9/2007	8	1	9
OV	UG/L	TripBlank#1	C7K020216016	NM	10/30/2007	11/8/2007	11/9/2007	9	1	10
OV	UG/L	FMC 25	C7K020216014	NM	11/1/2007	11/8/2007	11/9/2007	7	1	8

SORT	UNITS	NSAMPLE	LAB_ID	QC_TYPE	SAMP_DATE	EXTR_DATE	ANAL_DATE	SMP_EXTR	EXTR_ANL	SMP_ANL
OV	UG/L	FMC 9	C7K020216002	NM	10/30/2007	11/8/2007	11/9/2007	9	1	10
PCB	%	FMC 16DL	C7K020216007	NM	10/31/2007	11/3/2007	11/16/2007	3	13	16
PCB	%	FMC 9DL	C7K020216002	NM	10/30/2007	11/3/2007	11/16/2007	4	13	17
PCB	%	FMC 7DL	C7K020216013	NM	10/31/2007	11/3/2007	11/16/2007	3	13	16
PCB	%	FMC 5DL	C7K020216012	NM	10/31/2007	11/3/2007	11/16/2007	3	13	16
PCB	%	FMC 3DL	C7K020216011	NM	10/31/2007	11/3/2007	11/16/2007	3	13	16
PCB	%	FMC 26DL	C7K020216015	NM	11/1/2007	11/3/2007	11/19/2007	2	16	18
PCB	%	FMC 25DL	C7K020216014	NM	11/1/2007	11/3/2007	11/16/2007	2	13	15
PCB	%	FMC 24DL	C7K020216001	NM	10/30/2007	11/3/2007	11/16/2007	4	13	17
PCB	%	FMC 22DL	C7K020216010	NM	10/31/2007	11/3/2007	11/16/2007	3	13	16
PCB	%	FMC 18DL	C7K020216008	NM	10/31/2007	11/3/2007	11/16/2007	3	13	16
PCB	%	FMC 13DL	C7K020216006	NM	10/30/2007	11/3/2007	11/16/2007	4	13	17
PCB	%	FMC 12DL	C7K020216005	NM	10/30/2007	11/3/2007	11/16/2007	4	13	17
PCB	%	FMC 11DL	C7K020216004	NM	10/30/2007	11/3/2007	11/16/2007	4	13	17
PCB	%	FMC 10DL	C7K020216003	NM	10/30/2007	11/3/2007	11/16/2007	4	13	17
PCB	%	FMC 20DL	C7K020216009	NM	10/31/2007	11/3/2007	11/16/2007	3	13	16
PCB	UG/L	FMC 3DL	C7K020216011	NM	10/31/2007	11/3/2007	11/16/2007	3	13	16
PCB	UG/L	FMC 10DL	C7K020216003	NM	10/30/2007	11/3/2007	11/16/2007	4	13	17

SORT	UNITS	NSAMPLE	LAB_ID	QC_TYPE	SAMP_DATE	EXTR_DATE	ANAL_DATE	SMP_EXTR	EXTR_ANL	SMP_ANL
PCB	UG/L	FMC 11DL	C7K020216004	NM	10/30/2007	11/3/2007	11/16/2007	4	13	17
PCB	UG/L	FMC 12DL	C7K020216005	NM	10/30/2007	11/3/2007	11/16/2007	4	13	17
PCB	UG/L	FMC 13DL	C7K020216006	NM	10/30/2007	11/3/2007	11/16/2007	4	13	17
PCB	UG/L	FMC 16DL	C7K020216007	NM	10/31/2007	11/3/2007	11/16/2007	3	13	16
PCB	UG/L	FMC 18DL	C7K020216008	NM	10/31/2007	11/3/2007	11/16/2007	3	13	16
PCB	UG/L	FMC 20DL	C7K020216009	NM	10/31/2007	11/3/2007	11/16/2007	3	13	16
PCB	UG/L	FMC 22DL	C7K020216010	NM	10/31/2007	11/3/2007	11/16/2007	3	13	16
PCB	UG/L	FMC 24DL	C7K020216001	NM	10/30/2007	11/3/2007	11/16/2007	4	13	17
PCB	UG/L	FMC 26DL	C7K020216015	NM	11/1/2007	11/3/2007	11/19/2007	2	16	18
PCB	UG/L	FMC 5DL	C7K020216012	NM	10/31/2007	11/3/2007	11/16/2007	3	13	16
PCB	UG/L	FMC 7DL	C7K020216013	NM	10/31/2007	11/3/2007	11/16/2007	3	13	16
PCB	UG/L	FMC 9DL	C7K020216002	NM	10/30/2007	11/3/2007	11/16/2007	4	13	17
PCB	UG/L	FMC 25DL	C7K020216014	NM	11/1/2007	11/3/2007	11/16/2007	2	13	15

5A

VOLATILE ORGANIC INSTRUMENT PERFORMANCE CHECK
BROMOFLUOROBENZENE (BFB)

Lab Name: TA PITTSBURGH Contract:

Lab Code: TA PGH Case No.: SAS No.: SDG No.: C7K020216

Lab File ID: BF61108N BFB Injection Date: 11/08/07

Instrument ID: HP6 BFB Injection Time: 1819

GC Column: DB624 20M ID: 0.20 (mm) Heated Purge: (Y/N) N

m/e	ION ABUNDANCE CRITERIA	% RELATIVE ABUNDANCE
50	15.0 - 40.0% of mass 95	22.1
75	30.0 - 60.0% of mass 95	48.6
95	Base Peak, 100% relative abundance	100.0
96	5.0 - 9.0% of mass 95	7.5
173	Less than 2.0% of mass 174	0.0 (0.0)1
174	50.0 - 100.0% of mass 95	57.9
175	5.0 - 9.0% of mass 174	4.7 (8.1)1
176	95.0 - 101.0% of mass 174	55.8 (96.5)1
177	5.0 - 9.0% of mass 176	3.3 (5.9)2

1-Value is % mass 174 2-Value is % mass 176

THIS CHECK APPLIES TO THE FOLLOWING SAMPLES, MS, MSD, BLANKS, AND STANDARDS:

	EPA SAMPLE NO.	LAB SAMPLE ID	LAB FILE ID	DATE ANALYZED	TIME ANALYZED
01	VSTD10	VSTD10	CC61108N	11/08/07	1851
02	INTRA-LAB BL	KAVP51AA	61108N01	11/08/07	2017
03	INTRA-LAB CH	KAVP51AC	61108N03	11/08/07	2203
04	FMC 24	KAEX31AD	61108N07	11/09/07	0003
05	FMC 9	KAE051AN	61108N08	11/09/07	0027
06	FMC 10	KAE071AN	61108N09	11/09/07	0050
07	FMC 11	KAE1A1AD	61108N10	11/09/07	0113
08	FMC 12	KAE1D1AN	61108N11	11/09/07	0137
09	FMC 13	KAE1F1AN	61108N12	11/09/07	0200
10	FMC 16	KAE1J1AN	61108N13	11/09/07	0224
11	FMC 18	KAE1K1AN	61108N14	11/09/07	0247
12	FMC 26	KAE2L1AA	61108N15	11/09/07	0310
13	FMC 20	KAE1P1AN	61108N16	11/09/07	0334
14	FMC 22	KAE1R1AN	61108N17	11/09/07	0357
15	FMC 3	KAE101AN	61108N18	11/09/07	0420
16	FMC 5	KAE151AN	61108N19	11/09/07	0443
17	FMC 7	KAE191AN	61108N20	11/09/07	0507
18	FMC 25	KAE2E1AN	61108N21	11/09/07	0530
19	FMC 26	KAE2J1AN	61108N22	11/09/07	0553
20	TRIPBLANK#2	KAE211AA	61108N23	11/09/07	0617
21					
22					

TRIP BLANK #1

SW846 8260B METHOD BLANK SUMMARY

BLANK WORKORDER NO.: KAVP51AA

Lab Name: TestAmerica Laboratories, Inc.

Lab Code: TALPIT

SDG Number:

Lab File ID: 61108N01.

Lot Number: C7K020216

Date Analyzed: 11/08/07

Time Analyzed: 20:17

Matrix: WATER

Date Extracted: 11/08/07

GC Column: RTX-624 ID: .18

Extraction Method: 5030B/8260B

Instrument ID: HP6

Level: (low/med) LOW

THIS METHOD BLANK APPLIES TO THE FOLLOWING SAMPLES, LCS, LCSD, MS , MSD:

	CLIENT ID.	SAMPLE WORK ORDER #	LAB FILE ID	DATE ANALYZED	TIME ANALYZED
01	FMC 24	KAEX31AD	61108N07.	11/09/07	00:03
02	FMC 9	KAE051AN	61108N08.	11/09/07	00:27
03	FMC 10	KAE071AN	61108N09.	11/09/07	00:50
04	FMC 11	KAE1A1AD	61108N10.	11/09/07	01:13
05	FMC 12	KAE1D1AN	61108N11.	11/09/07	01:37
06	FMC 13	KAE1F1AN	61108N12.	11/09/07	02:00
07	FMC 16	KAE1J1AN	61108N13.	11/09/07	02:24
08	FMC 18	KAE1K1AN	61108N14.	11/09/07	02:47
09	FMC 20	KAE1P1AN	61108N16.	11/09/07	03:34
10	FMC 22	KAE1R1AN	61108N17.	11/09/07	03:57
11	FMC 3	KAE101AN	61108N18.	11/09/07	04:20
12	FMC 5	KAE151AN	61108N19.	11/09/07	04:43
13	FMC 7	KAE191AN	61108N20.	11/09/07	05:07
14	FMC 25	KAE2E1AN	61108N21.	11/09/07	05:30
15	FMC 26	KAE2J1AN	61108N22.	11/09/07	05:53
16	TripBlank#1	KAE2L1AA	61108N15.	11/09/07	03:10
17	TripBlank#2	KAE211AA	61108N23.	11/09/07	06:17
18	INTRA-LAB QC	KAG1V1AA	61108N02.	11/08/07	21:29
19	LAB MS/MSD	KAG1V1AE S	61108N04.	11/08/07	22:28
20	LAB MS/MSD	KAG1V1AF D	61108N05.	11/08/07	22:52
21	CHECK SAMPLE	KAVP51AC C	61108N03.	11/08/07	22:03
22					
23					
24					
25					
26					
27					
28					
29					
30					

COMMENTS:

FORM IV

SW846 8260B CHECK SAMPLE RECOVERY

Lab Name: TestAmerica Laboratories, Inc. Client: Tetra Tech NUS, Inc

Lab Code: TALPIT SDG No:

Lot #: C7K080000 WO #: KAVP51AC
BATCH: 7312657

COMPOUND	SPIKE ADDED (ug/L)	SAMPLE CONCENT. (ug/L)	% REC	QC LIMITS REC	QUAL
1,1-Dichloroethene	10.0	9.29	93	65 - 136	
Trichloroethene	10.0	10.5	105	73 - 120	
Benzene	10.0	10.2	102	80 - 120	
Toluene	10.0	9.62	96	80 - 123	
Chlorobenzene	10.0	10.2	102	80 - 120	
Chloromethane	10.0	7.23	72	50 - 139	
Bromomethane	10.0	8.68	87	33 - 171	
Vinyl chloride	10.0	8.40	84	53 - 138	
Chloroethane	10.0	8.86	89	23 - 186	
Methylene chloride	10.0	10.6	106	63 - 129	
Acetone	10.0	39.4	394*	10 - 161	a
Carbon disulfide	10.0	8.34	83	54 - 132	
1,1-Dichloroethane	10.0	10.5	105	73 - 126	
trans-1,2-Dichloroethene	10.0	10.0	100	73 - 126	
Chloroform	10.0	11.8	118	72 - 127	
1,2-Dichloroethane	10.0	11.8	118	68 - 132	
2-Butanone	10.0	8.32	83	21 - 142	
1,1,1-Trichloroethane	10.0	8.71	87	63 - 133	
Carbon tetrachloride	10.0	7.96	80	55 - 150	
Bromodichloromethane	10.0	10.6	106	66 - 130	
1,2-Dichloropropane	10.0	11.2	112	76 - 124	
cis-1,3-Dichloropropene	10.0	8.07	81	66 - 120	
Dibromochloromethane	10.0	9.79	98	60 - 141	
1,1,2-Trichloroethane	10.0	11.4	114	77 - 127	
trans-1,3-Dichloropropene	10.0	7.65	76	65 - 125	
Bromoform	10.0	8.02	80	46 - 153	
4-Methyl-2-pentanone	10.0	8.78	88	37 - 132	
2-Hexanone	10.0	7.21	72	25 - 132	
Tetrachloroethene	10.0	9.73	97	70 - 135	
1,1,2,2-Tetrachloroethane	10.0	11.0	110	62 - 125	
Ethylbenzene	10.0	10.2	102	72 - 126	

(Continued on next page)

SW846 8260B CHECK SAMPLE RECOVERY

Lab Name: TestAmerica Laboratories, Inc. Client: Tetra Tech NUS, Inc

Lab Code: TALPIT SDG No:

Lot #: C7K080000 WO #: KAVP51AC
BATCH: 7312657

COMPOUND	SPIKE ADDED (ug/L)	SAMPLE CONCENT. (ug/L)	% REC	QC LIMITS REC	QUAL
Styrene	10.0	10.8	108	71 - 127	
cis-1,2-Dichloroethene	10.0	11.0	110	63 - 128	
Methyl tert-butyl ether	10.0	11.1	111	64 - 123	
1,3-Dichlorobenzene	10.0	10.2	102	76 - 120	
1,4-Dichlorobenzene	10.0	9.63	96	77 - 120	
1,2-Dichlorobenzene	10.0	10.2	102	77 - 120	
1,2-Dibromoethane	10.0	12.4	124*	74 - 123	a
1,2-Dibromo-3-chloropropa	10.0	9.16	92	37 - 133	
Xylenes (total)	30.0	31.8	106	72 - 128	
Dichlorodifluoromethane	10.0	4.77	48	13 - 174	
Trichlorofluoromethane	10.0	6.32	63	51 - 156	
Isopropylbenzene	10.0	9.73	97	58 - 130	
1,2,4-Trichlorobenzene	10.0	10.4	104	49 - 124	
1,1,2-Trichloro-1,2,2-tri	10.0	6.66	67	39 - 162	
Cyclohexane	10.0	6.48	65	50 - 150	
Methyl acetate	10.0	9.78	98	50 - 150	
Methylcyclohexane	10.0	6.01	60	50 - 150	

NOTES(S):

a Spiked analyte recovery is outside stated control limits.

* Values outside of QC limits

Spike Recovery: 2 out of 48 outside limits

COMMENTS:

FORM III

SW846 8270C MATRIX SPIKE/MATRIX SPIKE DUPLICATE RECOVERY

Lab Name: TestAmerica Laboratories, Inc. Client: Tetra Tech NUS, Inc

Lab Code: TALPIT SDG No:

Matrix Spike ID: LAB MS/MSD

Lot #: C7K010111 WO #: J998L1DG
BATCH: 7311333

COMPOUND	SPIKE ADDED (ug/L)	SAMPLE CONCENT. (ug/L)	MS CONCENT. (ug/L)	MS % REC	LIMITS REC	QUAL
Phenol	18.9	ND	12.8	68	38 - 95	
2-Chlorophenol	18.9	ND	9.42	50	39 - 93	
N-Nitrosodi-n-propylamine	18.9	ND	9.87	52	41 - 96	
4-Chloro-3-methylphenol	18.9	ND	10.7	56	41 - 99	
Acenaphthene	18.9	ND	9.05	48	35 - 96	
4-Nitrophenol	18.9	ND	16.8	89	39 - 110	
2,4-Dinitrotoluene	18.9	ND	13.9	73	37 - 120	
Pentachlorophenol	18.9	ND	9.57	51	23 - 108	
Pyrene	18.9	ND	9.36	50	30 - 106	
bis(2-Chloroethyl) ether	18.9	ND	8.91	47	39 - 92	
2-Methylphenol	18.9	ND	9.20	49	43 - 90	
4-Methylphenol	37.8	ND	18.3	48	41 - 92	
Hexachloroethane	18.9	ND	8.68	46	38 - 91	
Nitrobenzene	18.9	ND	13.5	72	40 - 99	
Isophorone	18.9	ND	10.2	54	44 - 99	
2-Nitrophenol	18.9	ND	11.5	61	43 - 105	
2,4-Dimethylphenol	18.9	ND	6.71	36*	41 - 93	a
bis(2-Chloroethoxy)methan	18.9	ND	9.08	48	39 - 91	
2,4-Dichlorophenol	18.9	ND	10.5	56	41 - 96	
Naphthalene	18.9	ND	8.88	47	40 - 89	
Hexachlorobutadiene	18.9	ND	9.59	51	38 - 98	
2-Methylnaphthalene	18.9	ND	9.26	49	38 - 90	
Hexachlorocyclopentadiene	18.9	ND	3.19	17*	36 - 115	a
2,4,6-Trichlorophenol	18.9	ND	10.1	53	41 - 97	
2,4,5-Trichlorophenol	18.9	ND	10.1	53	38 - 98	
2-Chloronaphthalene	18.9	ND	8.80	47	34 - 95	
Dimethyl phthalate	18.9	ND	10.9	58	39 - 100	
Acenaphthylene	18.9	ND	9.61	51	38 - 105	

(Continued on next page)

SW846 8270C MATRIX SPIKE/MATRIX SPIKE DUPLICATE RECOVERY

Lab Name: TestAmerica Laboratories, Inc. Client: Tetra Tech NUS, Inc

Lab Code: TALPIT SDG No:

Matrix Spike ID: LAB MS/MSD

Lot #: C7K010111 WO #: J998L1DG
BATCH: 7311333

COMPOUND	SPIKE ADDED (ug/L)	SAMPLE CONCENT. (ug/L)	MS CONCENT. (ug/L)	MS % REC	LIMITS REC	QUAL
2,6-Dinitrotoluene	18.9	ND	12.2	64	40 - 117	
2,4-Dinitrophenol	18.9	ND	17.4	92	20 - 142	
Dibenzofuran	18.9	ND	9.51	50	36 - 94	
Diethyl phthalate	18.9	ND	11.7	62	36 - 103	
4-Chlorophenyl phenyl eth	18.9	ND	10.1	54	37 - 96	
Fluorene	18.9	ND	10.2	54	36 - 97	
4,6-Dinitro-2-methylpheno	18.9	ND	14.6	77	28 - 128	
N-Nitrosodiphenylamine	18.9	ND	9.69	51	35 - 93	
4-Bromophenyl phenyl ethe	18.9	ND	9.44	50	39 - 94	
Hexachlorobenzene	18.9	ND	8.97	47	40 - 88	
Phenanthrene	18.9	0.058	10.1	53	37 - 86	
Anthracene	18.9	ND	9.39	50	35 - 95	
Carbazole	18.9	ND	12.0	63	36 - 95	
Di-n-butyl phthalate	18.9	ND	10.9	57	38 - 99	
Fluoranthene	18.9	ND	11.2	59	36 - 96	
Butyl benzyl phthalate	18.9	ND	9.13	48	33 - 106	
Benzo(a)anthracene	18.9	ND	7.38	39	38 - 96	
Chrysene	18.9	ND	6.97	37	36 - 97	
bis(2-Ethylhexyl) phthala	18.9	ND	3.93	21*	33 - 110	a
Di-n-octyl phthalate	18.9	ND	3.63	19*	28 - 125	a
Benzo(b)fluoranthene	18.9	ND	5.48	29*	34 - 99	a
Benzo(k)fluoranthene	18.9	ND	4.87	26*	32 - 109	a
Benzo(a)pyrene	18.9	ND	4.53	24*	37 - 112	a
Indeno(1,2,3-cd)pyrene	18.9	ND	4.46	24*	32 - 116	a
Dibenz(a,h)anthracene	18.9	ND	4.45	24*	29 - 119	a
Benzo(ghi)perylene	18.9	ND	4.61	24*	27 - 116	a
2,2'-oxybis(1-Chloropropa	18.9	ND	8.51	45	33 - 98	

SW846 8270C MATRIX SPIKE/MATRIX SPIKE DUPLICATE RECOVERY

Lab Name: TestAmerica Laboratories, Inc. Client: Tetra Tech NUS, Inc

Lab Code: TALPIT SDG No:

Matrix Spike ID: LAB MS/MSD

Lot #: C7K010111 WO #: J998L1DH
BATCH: 7311333

COMPOUND	SPIKE ADDED (ug/L)	MSD CONCENT. (ug/L)	MSD % REC	% RPD	QC LIMITS RPD	QC LIMITS REC	QUAL
Phenol	19.0	13.2	69	2.7	39	38- 95	
2-Chlorophenol	19.0	9.44	50	0.23	39	39- 93	
N-Nitrosodi-n-propylamine	19.0	9.92	52	0.48	43	41- 96	
4-Chloro-3-methylphenol	19.0	10.5	55	1.9	42	41- 99	
Acenaphthene	19.0	8.62	45	4.8	41	35- 96	
4-Nitrophenol	19.0	17.0	89	0.89	42	39- 110	
2,4-Dinitrotoluene	19.0	13.6	72	2.0	39	37- 120	
Pentachlorophenol	19.0	9.92	52	3.5	42	23- 108	
Pyrene	19.0	9.51	50	1.6	42	30- 106	
bis(2-Chloroethyl) ether	19.0	8.97	47	0.77	38	39- 92	
2-Methylphenol	19.0	9.24	49	0.44	38	43- 90	
4-Methylphenol	38.0	18.0	47	1.3	41	41- 92	
Hexachloroethane	19.0	8.76	46	0.93	39	38- 91	
Nitrobenzene	19.0	13.1	69	2.8	42	40- 99	
Isophorone	19.0	9.81	52	3.9	43	44- 99	
2-Nitrophenol	19.0	11.3	60	1.4	41	43- 105	
2,4-Dimethylphenol	19.0	6.51	34*	3.0	40	41- 93	a
bis(2-Chloroethoxy)methan	19.0	8.88	47	2.3	46	39- 91	
2,4-Dichlorophenol	19.0	9.85	52	6.7	41	41- 96	
Naphthalene	19.0	8.68	46	2.3	43	40- 89	
Hexachlorobutadiene	19.0	9.59	50	0.0	41	38- 98	
2-Methylnaphthalene	19.0	8.64	45	6.9	42	38- 90	
Hexachlorocyclopentadiene	19.0	3.16	17*	1.0	47	36- 115	a
2,4,6-Trichlorophenol	19.0	9.43	50	6.6	39	41- 97	
2,4,5-Trichlorophenol	19.0	10.1	53	0.12	39	38- 98	
2-Chloronaphthalene	19.0	8.46	45	3.9	39	34- 95	
Dimethyl phthalate	19.0	10.3	54	5.3	42	39- 100	
Acenaphthylene	19.0	9.46	50	1.5	40	38- 105	

(Continued on next page)

SW846 8270C MATRIX SPIKE/MATRIX SPIKE DUPLICATE RECOVERY

Lab Name: TestAmerica Laboratories, Inc. Client: Tetra Tech NUS, Inc

Lab Code: TALPIT SDG No:

Matrix Spike ID: LAB MS/MSD

Lot #: C7K010111 WO #: J998L1DH

BATCH: 7311333

COMPOUND	SPIKE ADDED	MSD CONCENT.	MSD % REC	% RPD		QC LIMITS RPD	QC LIMITS REC	QUAL
2,6-Dinitrotoluene	19.0	12.1	64	0.76		40	40 - 117	
2,4-Dinitrophenol	19.0	16.5	87	5.5		53	20 - 142	
Dibenzofuran	19.0	9.43	50	0.85		39	36 - 94	
Diethyl phthalate	19.0	11.3	60	3.2		39	36 - 103	
4-Chlorophenyl phenyl eth	19.0	9.85	52	2.6		38	37 - 96	
Fluorene	19.0	9.86	52	3.0		40	36 - 97	
4,6-Dinitro-2-methylpheno	19.0	14.8	78	1.1		41	28 - 128	
N-Nitrosodiphenylamine	19.0	9.82	52	1.3		36	35 - 93	
4-Bromophenyl phenyl ethe	19.0	9.79	52	3.6		40	39 - 94	
Hexachlorobenzene	19.0	9.23	49	2.8		35	40 - 88	
Phenanthrene	19.0	10.3	54	1.9		36	37 - 86	
Anthracene	19.0	9.52	50	1.3		37	35 - 95	
Carbazole	19.0	12.3	65	2.4		35	36 - 95	
Di-n-butyl phthalate	19.0	11.2	59	2.9		38	38 - 99	
Fluoranthene	19.0	11.4	60	2.1		39	36 - 96	
Butyl benzyl phthalate	19.0	9.31	48	1.9		40	33 - 106	
Benzo(a)anthracene	19.0	7.51	40	1.8		36	38 - 96	
Chrysene	19.0	7.05	37	1.1		42	36 - 97	
bis(2-Ethylhexyl) phthala	19.0	3.96	21*	0.98		40	33 - 110	a
Di-n-octyl phthalate	19.0	3.59	19*	1.1		44	28 - 125	a
Benzo(b)fluoranthene	19.0	5.24	28*	4.6		46	34 - 99	a
Benzo(k)fluoranthene	19.0	4.85	26*	0.27		31	32 - 109	a
Benzo(a)pyrene	19.0	4.50	24*	0.79		40	37 - 112	a
Indeno(1,2,3-cd)pyrene	19.0	4.39	23*	1.6		54	32 - 116	a
Dibenz(a,h)anthracene	19.0	4.40	23*	1.2		44	29 - 119	a
Benzo(ghi)perylene	19.0	4.47	24*	3.1		44	27 - 116	a
2,2'-oxybis(1-Chloropropa	19.0	8.63	45	1.4		42	33 - 98	

5B

SEMIVOLATILE ORGANIC GC/MS TUNING AND MASS CALIBRATION - DECAFLUOROTRIPHENYLPHOSPHINE (DFTPP)

Lab Name: TESTAMERICA PITTSBURGH Contract:

Lab Code: TA Case No.: SAS No.: . SDG No.: _

Lab File ID: N1106DF1 DFTPP Injection Date: 11/06/07

Instrument ID: 733 DFTPP Injection Time: 2125

m/e	ION ABUNDANCE CRITERIA	% RELATIVE ABUNDANCE	
51	30.0 - 60.0% of mass 198	49.2	
68	Less than 2.0% of mass 69	0.2	(0.5)1
69	Mass 69 relative abundance	46.0	
70	Less than 2.0% of mass 69	0.1	(0.2)1
127	40.0 - 60.0% of mass 198	51.2	
197	Less than 1.0% of mass 198	0.8	
198	Base Peak, 100% relative abundance	100.0	
199	5.0 - 9.0% of mass 198	6.8	
275	10.0 - 30.0% of mass 198	21.7	
365	Greater than 1.0% of mass 198	3.0	
441	Present, but less than mass 443	10.0	
442	Greater than 40.0% of mass 198	66.2	
443	17.0 - 23.0% of mass 442	13.9	(21.0)2

1-Value is % of mass 69 2-Value is % of mass 442

THIS TUNE APPLIES TO THE FOLLOWING SAMPLES, MS, MSD, BLANKS, AND STANDARDS:

	EPA SAMPLE NO.	LAB SAMPLE ID	LAB FILE ID	DATE ANALYZED	TIME ANALYZED
01	SSTD0.4	SSTD0.4	N1106IC1	11/06/07	2140
02	SSTD2.0	SSTD2.0	N1106IC2	11/06/07	2209
03	SSTD4.0	SSTD4.0	N1106IC3	11/06/07	2238
04	SSTD10	SSTD10	N1106IC4	11/06/07	2306
05	SSTD20	SSTD20	N1106IC5	11/06/07	2335
06	SSTD40	SSTD40	N1106IC6	11/07/07	0004
07	SSTD80	SSTD80	N1106IC7	11/07/07	0032
08					
09					
10					
11					
12					
13					
14					
15					
16					
17					
18					
19					
20					
21					
22					

FORM 5
SEMIVOLATILE ORGANIC INSTRUMENT PERFORMANCE CHECK
DECAFLUOROTRIPHENYLPHOSPHINE (DFTPP)

Lab Name: TESTAMERICA PITTSBURGH Contract:

Lab Code: TA Case No.: SAS No.: SDG No.: C7K020216

Lab File ID: N1121DF1 DFTPP Injection Date: 11/21/07

Instrument ID: 733 DFTPP Injection Time: 0139

m/e	ION ABUNDANCE CRITERIA	% RELATIVE ABUNDANCE
51	30.0 - 60.0% of mass 198	52.0
68	Less than 2.0% of mass 69	0.0 (0.0)1
69	Mass 69 relative abundance	48.0
70	Less than 2.0% of mass 69	0.3 (0.7)1
127	40.0 - 60.0% of mass 198	53.6
197	Less than 1.0% of mass 198	0.0
198	Base Peak, 100% relative abundance	100.0
199	5.0 to 9.0% of mass 198	6.8
275	10.0 - 30.0% of mass 198	22.9
365	Greater than 1.0% of mass 198	2.95
441	Present, but less than mass 443	11.3
442	Greater than 40.0% of mass 198	72.5
443	17.0 - 23.0% of mass 442	13.4 (18.5)2

1-Value is % mass 69 2-Value is % mass 442

THIS CHECK APPLIES TO THE FOLLOWING SAMPLES, MS, MSD, BLANKS, AND STANDARDS:

	EPA SAMPLE NO.	LAB SAMPLE ID	LAB FILE ID	DATE ANALYZED	TIME ANALYZED
01	SSTD4.0	SSTD4.0	N11210CC	11/21/07	0155
02	INTRA-LAB BL	KANWC1AA	N1121017	11/21/07	0954
03	INTRA-LAB CH	KANWC1AC	N1121018	11/21/07	1022
04					
05					
06					
07					
08					
09					
10					
11					
12					
13					
14					
15					
16					
17					
18					
19					
20					
21					
22					

TestAmerica Pittsburgh

CONTINUING CALIBRATION COMPOUNDS

Instrument ID: 733.i
Lab File ID: N11210CC.D
Analysis Type:
Lab Sample ID: sstd4.0
Method: \\PITSVR06\D\chem\733.i\N112107.b\827011.m

Injection Date: 21-NOV-2007 01:55
Init. Cal. Date(s): 06-NOV-2007 07-NOV-2007
Init. Cal. Times: 21:40 00:32
Quant Type: ISTD

COMPOUND	RRF / AMOUNT	RF4	MIN RRF	%D / %DRIFT	MAX %D / %DRIFT	CURVE TYPE
78 2,6-Dinitrotoluene	0.23130	0.23052	0.010	0.33811	25.00000	Averaged
79 Acenaphthylene	1.61454	1.54249	0.010	4.46258	25.00000	Averaged
81 3-Nitroaniline	0.26586	0.29321	0.010	-10.28829	25.00000	Averaged
82 Acenaphthene	1.07633	1.05645	0.010	1.84675	20.00000	Averaged
83 2,4-Dinitrophenol	0.09091	0.08862	0.050	2.51068	50.00000	Averaged
85 4-Nitrophenol	0.13935	0.19571	0.050	-40.44882	50.00000	Averaged
86 Dibenzofuran	1.56713	1.59954	0.010	-2.06827	25.00000	Averaged
87 2,4-Dinitrotoluene	0.29609	0.36007	0.010	-21.60601	25.00000	Averaged
91 2,3,5,6-Tetrachlorophenol	0.28794	0.28174	0.010	2.15163	25.00000	Averaged
88 2,3,4,6-Tetrachlorophenol	0.26973	0.27988	0.010	-3.76295	25.00000	Averaged
92 2-Naphthylamine	0.70197	0.70940	0.010	-1.05905	25.00000	Averaged
93 Diethylphthalate	1.13279	1.21306	0.010	-7.08631	25.00000	Averaged
94 Fluorene	1.24078	1.27138	0.010	-2.46608	25.00000	Averaged
95 4-Chlorophenyl-phenylether	0.56746	0.63641	0.010	-12.15122	25.00000	Averaged
96 4-Nitroaniline	0.27674	0.29429	0.010	-6.33926	25.00000	Averaged
98 4,6-Dinitro-2-methylphenol	0.08205	0.07270	0.010	11.39314	25.00000	Averaged
99 N-Nitrosodiphenylamine (1)	0.50366	0.48714	0.010	3.27988	20.00000	Averaged
100 1,2-Diphenylhydrazine	0.77898	0.69423	0.010	10.87950	25.00000	Averaged
106 4-Bromophenyl-phenylether	0.18396	0.20006	0.010	-8.75308	25.00000	Averaged
107 Hexachlorobenzene	0.18473	0.20913	0.010	-13.20677	25.00000	Averaged
210 Atrazine	0.17550	0.17790	0.010	-1.36810	25.00000	Averaged
111 Pentachlorophenol	0.11461	0.12871	0.010	-12.30069	20.00000	Averaged
115 Phenanthrene	1.07903	1.04304	0.010	3.33584	25.00000	Averaged
116 Anthracene	1.05037	1.01283	0.010	3.57426	25.00000	Averaged
119 Carbazole	0.95217	0.96809	0.010	-1.67233	25.00000	Averaged
120 Di-n-Butylphthalate	1.14488	1.15341	0.010	-0.74448	25.00000	Averaged
123 Fluoranthene	1.11612	1.19283	0.010	-6.87321	20.00000	Averaged
124 Benzidine	0.37446	0.29906	0.010	20.13459	25.00000	Averaged
125 Pyrene	1.30240	1.19092	0.010	8.55987	25.00000	Averaged
131 Butylbenzylphthalate	0.56290	0.53600	0.010	4.77861	25.00000	Averaged
135 3,3'-Dichlorobenzidine	0.34930	0.38660	0.010	-10.68046	25.00000	Averaged
136 Benzo(a)Anthracene	1.13703	1.13359	0.010	0.30208	25.00000	Averaged
137 Chrysene	1.08232	1.06903	0.010	1.22804	25.00000	Averaged
139 bis(2-ethylhexyl)Phthalate	0.81420	0.78983	0.010	2.99318	25.00000	Averaged
140 Di-n-octylphthalate	1.83649	1.92621	0.010	-4.88528	20.00000	Averaged
141 Benzo(b)fluoranthene	1.42937	1.37021	0.010	4.13864	25.00000	Averaged
142 Benzo(k)fluoranthene	1.44252	1.36676	0.010	5.25189	25.00000	Averaged
143 7,12-dimethylbenz[a]anthrac	0.66840	0.60889	0.010	8.90350	25.00000	Averaged
146 Benzo(a)pyrene	1.24357	1.20661	0.010	2.97227	20.00000	Averaged
149 Indeno(1,2,3-cd)pyrene	1.31679	1.33850	0.010	-1.64837	25.00000	Averaged
150 Dibenz(a,h)anthracene	1.11723	1.12298	0.010	-0.51462	25.00000	Averaged
151 Benzo(g,h,i)perylene	1.11856	1.14691	0.010	-2.53371	25.00000	Averaged

FORM 5
SEMIVOLATILE ORGANIC INSTRUMENT PERFORMANCE CHECK
DECAFLUOROTRIPHENYLPHOSPHINE (DFTPP)

Lab Name: TESTAMERICA PITTSBURGH Contract:

Lab Code: TA Case No.: SAS No.: SDG No.: C7K020216

Lab File ID: N1122DF1 DFTPP Injection Date: 11/22/07

Instrument ID: 733 DFTPP Injection Time: 0448

m/e	ION ABUNDANCE CRITERIA	% RELATIVE ABUNDANCE
51	30.0 - 60.0% of mass 198	52.0
68	Less than 2.0% of mass 69	0.2 (0.3)1
69	Mass 69 relative abundance	49.3
70	Less than 2.0% of mass 69	0.3 (0.5)1
127	40.0 - 60.0% of mass 198	51.7
197	Less than 1.0% of mass 198	0.5
198	Base Peak, 100% relative abundance	100.0
199	5.0 to 9.0% of mass 198	6.6
275	10.0 - 30.0% of mass 198	22.3
365	Greater than 1.0% of mass 198	3.16
441	Present, but less than mass 443	10.4
442	Greater than 40.0% of mass 198	67.7
443	17.0 - 23.0% of mass 442	13.5 (20.0)2

1-Value is % mass 69 2-Value is % mass 442

THIS CHECK APPLIES TO THE FOLLOWING SAMPLES, MS, MSD, BLANKS, AND STANDARDS:

	EPA SAMPLE NO.	LAB SAMPLE ID	LAB FILE ID	DATE ANALYZED	TIME ANALYZED
01	SSTD4.0	SSTD4.0	N1122OCC	11/22/07	0504
02	INTRA-LAB CH	KAKQK1AC	N1122018	11/22/07	0532
03	INTRA-LAB BL	KAKQK1AA	N1122017	11/22/07	0601
04	FMC 16	KAE1J1AM	N1122009	11/22/07	1014
05	FMC 18	KAE1K1AM	N1122010	11/22/07	1042
06	FMC 20	KAE1P1AM	N1122011	11/22/07	1110
07	FMC 22	KAE1R1AM	N1122012	11/22/07	1138
08	FMC 3	KAE101AM	N1122013	11/22/07	1207
09	FMC 5	KAE151AM	N1122014	11/22/07	1235
10	FMC 7	KAE191AM	N1122015	11/22/07	1303
11	FMC 25	KAE2E1AM	N1122016	11/22/07	1331
12					
13					
14					
15					
16					
17					
18					
19					
20					
21					
22					

TestAmerica Pittsburgh

CONTINUING CALIBRATION COMPOUNDS

Instrument ID: 733.i Injection Date: 22-NOV-2007 05:04
Lab File ID: N11220CC.D Init. Cal. Date(s): 06-NOV-2007 07-NOV-2007
Analysis Type: Init. Cal. Times: 21:40 00:32
Lab Sample ID: sstd4.0 Quant Type: ISTD
Method: \\PITSVR06\D\chem\733.i\N112207.b\827011.m

COMPOUND	RRF / AMOUNT	RF4	MIN RRF	%D / %DRIFT	MAX %D / %DRIFT	CURVE TYPE
78 2,6-Dinitrotoluene	0.23130	0.26168	0.010	-13.13334	25.00000	Averaged
79 Acenaphthylene	1.61454	1.51886	0.010	5.92586	25.00000	Averaged
81 3-Nitroaniline	0.26586	0.28108	0.010	-5.72734	25.00000	Averaged
82 Acenaphthene	1.07633	1.03130	0.010	4.18369	20.00000	Averaged
83 2,4-Dinitrophenol	0.09091	0.09615	0.050	-5.77118	50.00000	Averaged
85 4-Nitrophenol	0.13935	0.17754	0.050	-27.40811	50.00000	Averaged
86 Dibenzofuran	1.56713	1.63655	0.010	-4.43011	25.00000	Averaged
87 2,4-Dinitrotoluene	0.29609	0.33059	0.010	-11.65132	25.00000	Averaged
91 2,3,5,6-Tetrachlorophenol	0.28794	0.25408	0.010	11.75872	25.00000	Averaged
88 2,3,4,6-Tetrachlorophenol	0.26973	0.28052	0.010	-4.00209	25.00000	Averaged
92 2-Naphthylamine	0.70197	0.74673	0.010	-6.37762	25.00000	Averaged
93 Diethylphthalate	1.13279	1.21902	0.010	-7.61231	25.00000	Averaged
94 Fluorene	1.24078	1.26538	0.010	-1.98309	25.00000	Averaged
95 4-Chlorophenyl-phenylether	0.56746	0.62224	0.010	-9.65402	25.00000	Averaged
96 4-Nitroaniline	0.27674	0.30462	0.010	-10.07428	25.00000	Averaged
98 4,6-Dinitro-2-methylphenol	0.08205	0.07337	0.010	10.57060	25.00000	Averaged
99 N-Nitrosodiphenylamine (1)	0.50366	0.48847	0.010	3.01681	20.00000	Averaged
100 1,2-Diphenylhydrazine	0.77898	0.71553	0.010	8.14629	25.00000	Averaged
106 4-Bromophenyl-phenylether	0.18396	0.18187	0.010	1.13475	25.00000	Averaged
107 Hexachlorobenzene	0.18473	0.19608	0.010	-6.14325	25.00000	Averaged
210 Atrazine	0.17550	0.16799	0.010	4.28224	25.00000	Averaged
111 Pentachlorophenol	0.11461	0.12083	0.010	-5.42444	20.00000	Averaged
115 Phenanthrene	1.07903	1.06580	0.010	1.22640	25.00000	Averaged
116 Anthracene	1.05037	1.02238	0.010	2.66437	25.00000	Averaged
119 Carbazole	0.95217	0.98254	0.010	-3.19025	25.00000	Averaged
120 Di-n-Butylphthalate	1.14488	1.09623	0.010	4.24918	25.00000	Averaged
123 Fluoranthene	1.11612	1.18134	0.010	-5.84343	20.00000	Averaged
124 Benzidine	0.37446	0.29740	0.010	20.57745	25.00000	Averaged
125 Pyrene	1.30240	1.12627	0.010	13.52322	25.00000	Averaged
131 Butylbenzylphthalate	0.56290	0.51747	0.010	8.06988	25.00000	Averaged
135 3,3'-Dichlorobenzidine	0.34930	0.37607	0.010	-7.66477	25.00000	Averaged
136 Benzo(a)Anthracene	1.13703	1.10525	0.010	2.79440	25.00000	Averaged
137 Chrysene	1.08232	1.05827	0.010	2.22155	25.00000	Averaged
139 bis(2-ethylhexyl)Phthalate	0.81420	0.76428	0.010	6.13068	25.00000	Averaged
140 Di-n-octylphthalate	1.83649	1.70190	0.010	7.32860	20.00000	Averaged
141 Benzo(b)fluoranthene	1.42937	1.39621	0.010	2.32034	25.00000	Averaged
142 Benzo(k)fluoranthene	1.44252	1.38954	0.010	3.67280	25.00000	Averaged
143 7,12-dimethylbenz[a]anthrac	0.66840	0.58122	0.010	13.04355	25.00000	Averaged
146 Benzo(a)pyrene	1.24357	1.21041	0.010	2.66671	20.00000	Averaged
149 Indeno(1,2,3-cd)pyrene	1.31679	1.47283	0.010	-11.84979	25.00000	Averaged
150 Dibenz(a,h)anthracene	1.11723	1.21235	0.010	-8.51387	25.00000	Averaged
151 Benzo(g,h,i)perylene	1.11856	1.23859	0.010	-10.73025	25.00000	Averaged

5B

SEMIVOLATILE ORGANIC GC/MS TUNING AND MASS CALIBRATION - DECAFLUOROTRIPHENYLPHOSPHINE (DFTPP)

Lab Name: TESTAMERICA PITTSBURGH Contract:

Lab Code: TA Case No.: SAS No.: SDG No.: _

Lab File ID: N1124DF2 DFTPP Injection Date: 11/24/07

Instrument ID: 733 DFTPP Injection Time: 0508

m/e	ION ABUNDANCE CRITERIA	% RELATIVE ABUNDANCE
51	30.0 - 60.0% of mass 198	43.8
68	Less than 2.0% of mass 69	0.6 (1.3)1
69	Mass 69 relative abundance	45.7
70	Less than 2.0% of mass 69	0.5 (1.1)1
127	40.0 - 60.0% of mass 198	49.8
197	Less than 1.0% of mass 198	0.0
198	Base Peak, 100% relative abundance	100.0
199	5.0 - 9.0% of mass 198	7.0
275	10.0 - 30.0% of mass 198	19.6
365	Greater than 1.0% of mass 198	2.8
441	Present, but less than mass 443	9.9
442	Greater than 40.0% of mass 198	56.2
443	17.0 - 23.0% of mass 442	12.7 (22.5)2

1-Value is % of mass 69 2-Value is % of mass 442

THIS TUNE APPLIES TO THE FOLLOWING SAMPLES, MS, MSD, BLANKS, AND STANDARDS:

	EPA SAMPLE NO.	LAB SAMPLE ID	LAB FILE ID	DATE ANALYZED	TIME ANALYZED
01	SSTD4.0	SSTD4.0	N11240CC	11/24/07	0524
02	SSTD0.4	SSTD0.4	N1124IC1	11/24/07	0552
03	SSTD2.0	SSTD2.0	N1124IC2	11/24/07	0621
04	SSTD10	SSTD10	N1124IC4	11/24/07	0650
05	SSTD20	SSTD20	N1124IC5	11/24/07	0719
06	SSTD040	SSTD40	N1124IC6	11/24/07	0747
07	SSTD80	SSTD80	N1124IC7	11/24/07	0816
08					
09					
10					
11					
12					
13					
14					
15					
16					
17					
18					
19					
20					
21					
22					

FORM 5
SEMIVOLATILE ORGANIC INSTRUMENT PERFORMANCE CHECK
DECAFLUOROTRIPHENYLPHOSPHINE (DFTPP)

Lab Name: TESTAMERICA PITTSBURGH Contract:

Lab Code: TA Case No.: SAS No.: SDG No.: C7K020216

Lab File ID: N1126DF1 DFTPP Injection Date: 11/26/07

Instrument ID: 733 DFTPP Injection Time: 0148

m/e	ION ABUNDANCE CRITERIA	% RELATIVE ABUNDANCE
51	30.0 - 60.0% of mass 198	40.0
68	Less than 2.0% of mass 69	0.0 (0.0)1
69	Mass 69 relative abundance	43.5
70	Less than 2.0% of mass 69	0.3 (0.7)1
127	40.0 - 60.0% of mass 198	50.2
197	Less than 1.0% of mass 198	0.5
198	Base Peak, 100% relative abundance	100.0
199	5.0 to 9.0% of mass 198	6.8
275	10.0 - 30.0% of mass 198	20.9
365	Greater than 1.0% of mass 198	2.61
441	Present, but less than mass 443	9.4
442	Greater than 40.0% of mass 198	60.0
443	17.0 - 23.0% of mass 442	11.7 (19.5)2

1-Value is % mass 69 2-Value is % mass 442

THIS CHECK APPLIES TO THE FOLLOWING SAMPLES, MS, MSD, BLANKS, AND STANDARDS:

	EPA SAMPLE NO.	LAB SAMPLE ID	LAB FILE ID	DATE ANALYZED	TIME ANALYZED
01	SST4.0	SSTD4.0	N11260CC	11/26/07	0203
02	INTRA-LAB BL	KARGG1AA	N1126016	11/26/07	0231
03	INTRA-LAB CH	KARGG1AC	N1126017	11/26/07	0328
04	INTRA-LAB CH	KARGG1AD	N1126018	11/26/07	0357
05					
06					
07					
08					
09					
10					
11					
12					
13					
14					
15					
16					
17					
18					
19					
20					
21					
22					

TestAmerica Pittsburgh

CONTINUING CALIBRATION COMPOUNDS

Instrument ID: 733.i
Lab File ID: N11260CC.D
Analysis Type:
Lab Sample ID: sstd4.0
Method: \\PITSVR06\D\chem\733.i\N112607.b\827011.m

Injection Date: 26-NOV-2007 02:03
Init. Cal. Date(s): 24-NOV-2007 24-NOV-2007
Init. Cal. Times: 05:24 08:16
Quant Type: ISTD

COMPOUND	RRF / AMOUNT	RF4	MIN RRF	%D / %DRIFT	MAX %D / %DRIFT	CURVE TYPE	
198 1,4-Dioxane	0.35736	0.40251	0.010	-12.63484	25.00000	Averaged	
10 N-Nitrosodimethylamine	0.47306	0.52743	0.010	-11.49167	25.00000	Averaged	
9 Pyridine	0.95506	0.97261	0.010	-1.83758	25.00000	Averaged	
16 Methyl methanesulfonate	0.71817	0.79627	0.010	-10.87483	25.00000	Averaged	
206 Benzaldehyde	0.58720	0.54556	0.010	7.09017	25.00000	Averaged	
21 Aniline	1.88612	1.97662	0.010	-4.79797	25.00000	Averaged	
22 Phenol	1.59311	1.66028	0.010	-4.21648	20.00000	Averaged	
23 bis(2-Chloroethyl)ether	1.26860	1.19053	0.010	6.15423	25.00000	Averaged	
24 2-Chlorophenol	1.32797	1.33603	0.010	-0.60724	25.00000	Averaged	
26 1,3-Dichlorobenzene	1.56011	1.59934	0.010	-2.51425	25.00000	Averaged	
27 1,4-Dichlorobenzene	1.60640	1.52350	0.010	5.16082	20.00000	Averaged	
28 1,2-Dichlorobenzene	1.55965	1.54229	0.010	1.11270	25.00000	Averaged	
29 Benzyl Alcohol	0.81065	0.80700	0.010	0.45097	25.00000	Averaged	
30 2-Methylphenol	1.18958	1.21280	0.010	-1.95239	25.00000	Averaged	
31 2,2'-oxybis(1-Chloropropane	2.05252	1.99301	0.010	2.89904	25.00000	Averaged	
37 Acetophenone	1.76551	1.76503	0.010	0.02722	25.00000	Averaged	
32 N-Nitroso-di-n-propylamine	0.87639	0.88360	0.050	-0.82271	50.00000	Averaged	
192 4-Methylphenol	1.26177	1.27999	0.010	-1.44365	25.00000	Averaged	
34 Hexachloroethane	0.68063	0.68039	0.010	0.03561	25.00000	Averaged	
35 Nitrobenzene	0.38945	0.36383	0.010	6.57881	25.00000	Averaged	
41 Isophorone	0.63259	0.61380	0.010	2.96940	25.00000	Averaged	
42 2-Nitrophenol	0.17798	0.18061	0.010	-1.47976	20.00000	Averaged	
43 2,4-Dimethylphenol	0.34075	0.33648	0.010	1.25066	25.00000	Averaged	
44 bis(2-Chloroethoxy)methane	0.41703	0.40185	0.010	3.64000	25.00000	Averaged	
48 2,4-Dichlorophenol	0.29817	0.29451	0.010	1.22902	20.00000	Averaged	
49 Benzoic Acid	0.22123	0.15989	0.010	27.72410	25.00000	Averaged	<-
50 1,2,4-Trichlorobenzene	0.35602	0.33561	0.010	5.73263	25.00000	Averaged	
51 Naphthalene	1.07381	1.02135	0.010	4.88517	25.00000	Averaged	
52 4-Chloroaniline	0.42784	0.39149	0.010	8.49734	25.00000	Averaged	
54 2,6-Dichlorophenol	0.31178	0.31422	0.010	-0.78220	25.00000	Averaged	
56 Hexachlorobutadiene	0.21291	0.19983	0.010	6.14310	20.00000	Averaged	
208 Caprolactam	0.09338	0.09151	0.010	2.00195	25.00000	Averaged	
59 4-Chloro-3-Methylphenol	0.29692	0.28232	0.010	4.91489	20.00000	Averaged	
62 2-Methylnaphthalene	0.72425	0.69639	0.010	3.84704	25.00000	Averaged	
63 1-Methylnaphthalene	0.69373	0.63056	0.010	9.10587	25.00000	Averaged	
64 Hexachlorocyclopentadiene	0.32129	0.23425	0.050	27.09228	50.00000	Averaged	
66 2,4,6-Trichlorophenol	0.34794	0.34892	0.010	-0.28108	20.00000	Averaged	
67 2,4,5-Trichlorophenol	0.39294	0.38756	0.010	1.37079	25.00000	Averaged	
209 1,1'-Biphenyl	1.33362	1.33503	0.010	-0.10557	25.00000	Averaged	
70 2-Chloronaphthalene	1.11027	1.10313	0.010	0.64328	25.00000	Averaged	
73 2-Nitroaniline	0.29397	0.29738	0.010	-1.15936	25.00000	Averaged	
76 Dimethylphthalate	1.19379	1.19021	0.010	0.29943	25.00000	Averaged	

CALCULATION WORKSHEET

CLIENT: MARTIN STATE AIRPORT	**SDG No.** C7K020216
SUBJECT: EXAMPLE CALCULATION - VOCS - WATER	
BY: T. JACKMAN	**DATE:** 02/20/08

Sample FMC 12 **Concentration = 1.3 ug/L**	**Trichloroethene**

EQUATION:

$$C_w = \frac{A_x \times Is \times Df}{Ais \times RRF \times V_o}$$

Where:

C_w	=	analyte concentration in water		ug/L
A_x	=	analyte response	=	15919
Is	=	amount of internal standard	=	50 ng
Df	=	dilution factor	=	1
Ais	=	response of internal standard	=	484847
RRF	=	response factor of compound	=	0.25353
Vo	=	volume of water purged	=	5 mL

Therefore: the concentration of trichloroethene in water =

$$\frac{15919 \times 50ng \times 1}{484847 \times 0.25353 \times 5mL}$$

C_w = 1.3 ug/L

Tetra Tech NUS, Inc

Client Sample ID: FMC 12

GC/MS Volatiles

Lot-Sample #...: C7K020216-005
Date Sampled...: 10/30/07
Prep Date.....: 11/08/07
Prep Batch #...: 7312657
Dilution Factor: 1
Analyst ID.....: 403419

Work Order #...: KAE1D1AN
Date Received..: 11/02/07
Analysis Date..: 11/09/07
Analysis Time..: 01:37
Initial Wgt/Vol: 5 mL
Instrument ID..: HP6
Method.....: SW846 8260B

Matrix.....: WATER
MS Run #.....: 7312348

Final Wgt/Vol..: 5 mL

PARAMETER	RESULT	REPORTING LIMIT	UNITS	MDL
Acetone	ND	5.0	ug/L	2.5
Benzene	ND	1.0	ug/L	0.19
Bromodichloromethane	ND	1.0	ug/L	0.099
Bromoform	ND	1.0	ug/L	0.27
Bromomethane	ND	1.0	ug/L	0.18
2-Butanone	ND	5.0	ug/L	0.65
Carbon disulfide	ND	1.0	ug/L	0.11
Carbon tetrachloride	ND	1.0	ug/L	0.22
Chlorobenzene	ND	1.0	ug/L	0.33
Chloroethane	ND	1.0	ug/L	0.11
Chloroform	ND	1.0	ug/L	0.068
Chloromethane	ND	1.0	ug/L	0.14
Cyclohexane	ND	1.0	ug/L	0.11
Dibromochloromethane	ND	1.0	ug/L	0.20
1,2-Dibromo-3-chloropropane	ND	1.0	ug/L	0.26
1,2-Dibromoethane	ND	1.0	ug/L	0.15
1,3-Dichlorobenzene	ND	1.0	ug/L	0.10
1,4-Dichlorobenzene	ND	1.0	ug/L	0.10
1,2-Dichlorobenzene	ND	1.0	ug/L	0.086
Dichlorodifluoromethane	ND	1.0	ug/L	0.23
1,1-Dichloroethane	ND	1.0	ug/L	0.19
1,2-Dichloroethane	ND	1.0	ug/L	0.076
1,1-Dichloroethene	ND	1.0	ug/L	0.17
cis-1,2-Dichloroethene	**0.52 J**	**1.0**	**ug/L**	**0.090**
trans-1,2-Dichloroethene	ND	1.0	ug/L	0.097
1,2-Dichloropropane	ND	1.0	ug/L	0.24
cis-1,3-Dichloropropene	ND	1.0	ug/L	0.13
trans-1,3-Dichloropropene	ND	1.0	ug/L	0.16
Ethylbenzene	ND	1.0	ug/L	0.066
2-Hexanone	ND	5.0	ug/L	0.55
Isopropylbenzene	ND	1.0	ug/L	0.27
Methyl acetate	ND	1.0	ug/L	0.17
Methylene chloride	ND	1.0	ug/L	0.19
Methylcyclohexane	ND	1.0	ug/L	0.18
4-Methyl-2-pentanone	ND	5.0	ug/L	0.61
Methyl tert-butyl ether	ND	1.0	ug/L	0.13

(Continued on next page)

Tetra Tech NUS, Inc

Client Sample ID: FMC 12

GC/MS Volatiles

Lot-Sample #...: C7K020216-005 Work Order #...: KAE1D1AN Matrix.....: WATER

PARAMETER	RESULT	REPORTING LIMIT	UNITS	MDL
Styrene	ND	1.0	ug/L	0.25
1,1,2,2-Tetrachloroethane	ND	1.0	ug/L	0.22
1,2,4-Trichloro-benzene	ND	1.0	ug/L	0.11
Tetrachloroethene	ND	1.0	ug/L	0.088
1,1,1-Trichloroethane	ND	1.0	ug/L	0.11
1,1,2-Trichloroethane	ND	1.0	ug/L	0.11
Trichloroethene	**1.3**	**1.0**	**ug/L**	**0.22**
Trichlorofluoromethane	ND	1.0	ug/L	0.17
1,1,2-Trichloro-1,2,2-trifluoroethane	ND	1.0	ug/L	0.14
Toluene	ND	1.0	ug/L	0.21
Vinyl chloride	**0.29 J**	**1.0**	**ug/L**	**0.11**
Xylenes (total)	ND	3.0	ug/L	0.20

SURROGATE	PERCENT RECOVERY	RECOVERY LIMITS
Toluene-d8	96	(71 - 118)
1,2-Dichloroethane-d4	122	(64 - 135)
4-Bromofluorobenzene	91	(70 - 118)
Dibromofluoromethane	113	(64 - 128)

NOTE(S):

J Estimated result. Result is less than RL.

TestAmerica Pittsburgh

VOLATILE REPORT SW-846 Method

Data file : \\pitsvr06\d\chem\hp6.i\6110807N.b\61108N11.D
Lab Smp Id: kae1d1an Client Smp ID: FMC 12
Inj Date : 09-NOV-2007 01:37
Operator : 403419 Inst ID: hp6.i
Smp Info : c7k020216-005 5ml
Misc Info : kae1d1an,6110807N.b,8260ee.m,1-42.sub
Comment :
Method : \\PITSVR06\D\chem\hp6.i\6110807N.b\8260ee.m
Meth Date : 08-Nov-2007 23:44 stumpm Quant Type: ISTD
Cal Date : 05-NOV-2007 15:05 Cal File: 1F61105.D
Als bottle: 6
Dil Factor: 1.00000
Integrator: HP RTE Compound Sublist: 1-42.sub
Target Version: 4.14
Processing Host: PITPC-112

Concentration Formula: Amt * DF * 1/Vo*Vt * CpndVariable

Name	Value	Description
DF	1.000	Dilution Factor
Vo	5.000	Sample Volume
Vt	1.000	mg/L conversion (1.0 if no conversion)
Cpnd Variable		Local Compound Variable

Compounds	QUANT SIG MASS	RT	EXP RT	REL RT	RESPONSE	CONCENTRATIONS ON-COLUMN (ng)	FINAL (UG/L)
* 46 Fluorobenzene	96	7.138	7.133	(1.000)	484847	50.0000	
* 69 Chlorobenzene-d5	119	10.241	10.242	(1.000)	432278	50.0000	
* 92 1,4-Dichlorobenzene-d4	152	12.565	12.566	(1.000)	203212	50.0000	
$ 39 Dibromofluoromethane	113	6.384	6.379	(0.894)	116204	56.2851	11.26
$ 43 1,2-Dichloroethane-d4	65	6.761	6.756	(0.947)	191737	60.7304	12.15
$ 59 Toluene-d8	98	8.799	8.800	(0.859)	517155	48.1536	9.631
$ 80 Bromofluorobenzene	95	11.415	11.410	(0.908)	216998	45.5057	9.101
1 Dichlorodifluoromethane	85	Compound Not Detected.					
2 Chloromethane	50	Compound Not Detected.					
3 Vinyl Chloride	62	1.809	1.810	(0.254)	5928	1.46699	0.2934
4 Bromomethane	94	Compound Not Detected.					
5 Chloroethane	64	Compound Not Detected.					
6 Trichlorofluoromethane	101	Compound Not Detected.					
12 1,1-Dichloroethene	96	Compound Not Detected.					
13 Acetone	43	Compound Not Detected.					
15 Carbon Disulfide	76	Compound Not Detected.					
18 Methylene Chloride	84	Compound Not Detected.					
19 trans-1,2-Dichloroethene	96	Compound Not Detected.					
20 Methyl tert-butyl ether	73	Compound Not Detected.					
24 1,1-Dichloroethane	63	Compound Not Detected.					
27 2,2-Dichloropropane	77	Compound Not Detected.					
28 cis-1,2-dichloroethene	96	5.788	5.783	(0.811)	6921	2.62454	0.5249

	Compounds	QUANT SIG MASS	RT	EXP RT	REL RT	RESPONSE	CONCENTRATIONS ON-COLUMN (ng)	FINAL (UG/L)
M	29 1,2-Dichloroethene (total)	96				6921	2.62454	0.5249
	30 Bromochloromethane	128	Compound Not Detected.					
	31 2-Butanone	43	Compound Not Detected.					
	37 Chloroform	83	Compound Not Detected.					
	38 1,1,1-Trichloroethane	97	Compound Not Detected.					
	40 1,1-Dichloropropene	75	Compound Not Detected.					
	41 Carbon Tetrachloride	117	Compound Not Detected.					
	42 Benzene	78	Compound Not Detected.					
	45 1,2-Dichloroethane	62	Compound Not Detected.					
	47 Trichloroethene	130	7.540	7.535	(1.056)	15919	6.47525	1.295
	49 1,2-Dichloropropane	63	Compound Not Detected.					
	50 Dibromomethane	93	Compound Not Detected.					
	53 Bromodichloromethane	83	Compound Not Detected.					
	57 cis-1,3-Dichloropropene	75	Compound Not Detected.					
	58 4-Methyl-2-Pentanone	43	Compound Not Detected.					
	60 Toluene	91	Compound Not Detected.					
	61 trans-1,3-Dichloropropene	75	Compound Not Detected.					
	63 1,3-Dichloropropane	76	Compound Not Detected.					
	64 1,1,2-Trichloroethane	97	Compound Not Detected.					
	65 Tetrachloroethene	164	Compound Not Detected.					
	66 2-Hexanone	43	Compound Not Detected.					
	67 Dibromochloromethane	129	Compound Not Detected.					
	68 1,2-Dibromoethane	107	Compound Not Detected.					
	70 Chlorobenzene	112	Compound Not Detected.					
	71 1,1,1,2-Tetrachloroethane	131	Compound Not Detected.					
	72 Ethylbenzene	106	Compound Not Detected.					
	73 m + p-Xylene	106	Compound Not Detected.					
	74 Xylene-o	106	Compound Not Detected.					
M	75 Xylenes (total)	106	Compound Not Detected.					
	76 Styrene	104	Compound Not Detected.					
	77 Bromoform	173	Compound Not Detected.					
	78 Isopropylbenzene	105	Compound Not Detected.					
	79 Bromobenzene	156	Compound Not Detected.					
	83 1,1,2,2-Tetrachloroethane	83	Compound Not Detected.					
	84 1,2,3-Trichloropropane	110	Compound Not Detected.					
	86 1,3,5-Trimethylbenzene	105	Compound Not Detected.					
	88 1,2,4-Trimethylbenzene	105	Compound Not Detected.					
	90 4-Isopropyltoluene	119	Compound Not Detected.					
	91 1,3-Dichlorobenzene	146	Compound Not Detected.					
	93 1,4-Dichlorobenzene	146	Compound Not Detected.					
	95 1,2-Dichlorobenzene	146	Compound Not Detected.					
	96 1,2-Dibromo-3-chloropropane	157	Compound Not Detected.					
	97 1,2,4-Trichlorobenzene	180	Compound Not Detected.					
	101 1,1,2-trichlorotrifluoroethane	101	Compound Not Detected.					
	102 Methyl acetate	43	Compound Not Detected.					
	104 Cyclohexane	56	Compound Not Detected.					
	105 Methyl Cyclohexane	83	Compound Not Detected.					

TestAmerica Pittsburgh

INITIAL CALIBRATION DATA

Start Cal Date : 27-SEP-2007 10:12
End Cal Date : 27-SEP-2007 12:33
Quant Method : ISTD
Origin : Disabled
Target Version : 4.14
Integrator : HP RTE
Method file : \\qpitpa02\d$\chem\hp6.i\6092707d.b\8260ee.m
Last Edit : 28-Sep-2007 10:11 fergusond
Curve Type : Average

	Compound	5.000 Level 1	25.000 Level 2	50.000 Level 3	75.000 Level 4	100.000 Level 5	200.000 Level 6	RRF	% RSD	
	18 Methylene Chloride	0.70393	0.29712	0.28690	0.27453	0.26925	0.25462	0.34772	50.361	<-QUAD
	19 trans-1,2-Dichloroethene	0.26316	0.24984	0.25294	0.25527	0.26645	0.25385	0.25692	2.510	
	20 Methyl tert-butyl ether	0.72248	0.63258	0.64648	0.70296	0.71992	0.72766	0.69201	6.029	
	21 tert-Butyl Alcohol	+++++	+++++	+++++	+++++	+++++	+++++	+++++	+++++	<-
	22 Acrylonitrile	+++++	+++++	+++++	+++++	+++++	+++++	+++++	+++++	<-
	23 Hexane	+++++	+++++	+++++	+++++	+++++	+++++	+++++	+++++	<-
	24 1,1-Dichloroethane	0.60341	0.58405	0.60185	0.61415	0.62443	0.60368	0.60526	2.234	
	25 Isopropyl Ether	+++++	+++++	+++++	+++++	+++++	+++++	+++++	+++++	<-
	26 2-Chloro-1,3-butadiene	+++++	+++++	+++++	+++++	+++++	+++++	+++++	+++++	<-
	27 2,2-Dichloropropane	0.37023	0.32967	0.33406	0.33411	0.34536	0.33148	0.34082	4.522	
	28 cis-1,2-dichloroethene	0.27941	0.26399	0.26948	0.27417	0.27702	0.26760	0.27194	2.174	
M	29 1,2-Dichloroethene (total)	0.27128	0.25691	0.26121	0.26472	0.27174	0.26073	0.26443	2.275	
	30 Bromochloromethane	0.11826	0.11133	0.11283	0.11953	0.12515	0.12080	0.11798	4.364	
	31 2-Butanone	0.18427	0.16931	0.16056	0.20592	0.20778	0.20880	0.18944	11.194	
	32 Vinyl Acetate	+++++	+++++	+++++	+++++	+++++	+++++	+++++	+++++	<-
	33 Ethyl Acetate	+++++	+++++	+++++	+++++	+++++	+++++	+++++	+++++	<-
	34 Propionitrile	+++++	+++++	+++++	+++++	+++++	+++++	+++++	+++++	<-
	35 Tetrahydrofuran	+++++	+++++	+++++	+++++	+++++	+++++	+++++	+++++	<-
	36 Methacrylonitrile	+++++	+++++	+++++	+++++	+++++	+++++	+++++	+++++	<-
	37 Chloroform	0.42433	0.40066	0.41412	0.41285	0.42767	0.41354	0.41553	2.306	
	38 1,1,1-Trichloroethane	0.39953	0.35859	0.35177	0.36768	0.37416	0.36152	0.36887	4.571	
	40 1,1-Dichloropropene	0.37172	0.34490	0.34474	0.35396	0.35541	0.34522	0.35266	2.976	
	41 Carbon Tetrachloride	0.30086	0.29102	0.29592	0.30283	0.30773	0.29742	0.29930	1.945	
	42 Benzene	1.09389	1.01540	1.02288	1.03947	1.06491	1.02571	1.04371	2.889	
	44 Isobutanol	+++++	+++++	+++++	+++++	+++++	+++++	+++++	+++++	<-
	45 1,2-Dichloroethane	0.48495	0.41525	0.41696	0.44342	0.45739	0.44745	0.44424	5.892	
	47 Trichloroethene	0.27639	0.24091	0.24076	0.25145	0.25992	0.25173	0.25353	5.273	
	48 n-Butanol	+++++	+++++	+++++	+++++	+++++	+++++	+++++	+++++	<-
	49 1,2-Dichloropropane	0.35800	0.32566	0.33278	0.34104	0.34888	0.34051	0.34114	3.352	
	50 Dibromomethane	0.12925	0.11706	0.11814	0.13124	0.13142	0.13129	0.12640	5.435	
	51 Methyl methacrylate	+++++	+++++	+++++	+++++	+++++	+++++	+++++	+++++	<-
	52 1,4-Dioxane	+++++	+++++	+++++	+++++	+++++	+++++	+++++	+++++	<-
	53 Bromodichloromethane	0.32011	0.28561	0.28574	0.30747	0.30839	0.30851	0.30264	4.607	
	54 2-Nitropropane	+++++	+++++	+++++	+++++	+++++	+++++	+++++	+++++	<-
	55 2-Methylfuran	+++++	+++++	+++++	+++++	+++++	+++++	+++++	+++++	<-
	56 2-Chloroethyl vinyl ether	+++++	+++++	+++++	+++++	+++++	+++++	+++++	+++++	<-

CALCULATION WORKSHEET

CLIENT: MARTIN STATE AIRPORT	**SDG No.** C7K020216
SUBJECT: EXAMPLE CALCULATION - PHENANTHRENE IN WATER	
BY: T. JACKMAN	**DATE:** 02/20/08

Sample ID = FMC 11
Concentration = 0.26 ug/L

EQUATION:

$$C_w = \frac{A_x \times Is \times V_t \times Df}{A_{is} \times RRF \times V_o \times V_i}$$

Where:

C_w	=	analyte concentration in water		ug/l
A_x	=	analyte response	=	29587
Is	=	amount of internal standard	=	8 ng
V_t	=	volume of final extract	=	0.001 L
Df	=	dilution factor	=	1
A_{is}	=	response of internal standard	=	455985
RRF	=	response factor of analyte	=	1.079
V_o	=	sample volume	=	0.91 L
V_i	=	volume injected	=	2 uL

Therefore: phenanthrene concentration in water =

$$\frac{29587 \times 8ng \times 0.001L \times 1}{455985 \times 1.079 \times 0.91L \times 2uL}$$

C_w = 0.0003 ng/ul

C_w = **0.26** **ug/L**

Tetra Tech NUS, Inc

Client Sample ID: FMC 11

GC/MS Semivolatiles

Lot-Sample #...: C7K020216-004	**Work Order #...:** KAE1A1AC	**Matrix.....:** WATER
Date Sampled...: 10/30/07 14:11	**Date Received..:** 11/02/07 09:20	**MS Run #.....:** 7310082
Prep Date.....: 11/06/07	**Analysis Date..:** 11/24/07	
Prep Batch #...: 7310138	**Analysis Time..:** 12:46	
Dilution Factor: 1.1	**Initial Wgt/Vol:** 910 mL	**Final Wgt/Vol..:** 1 mL
Analyst ID.....: 003200	**Instrument ID..:** 733	
	Method.....: SW846 8270C	

PARAMETER	RESULT	REPORTING LIMIT	UNITS	MDL
Acenaphthene	ND	0.22	ug/L	0.057
Acenaphthylene	ND	0.22	ug/L	0.051
Acetophenone	ND	1.1	ug/L	0.051
Anthracene	ND	0.22	ug/L	0.056
Atrazine	ND	1.1	ug/L	0.043
Benzo(a)anthracene	ND	0.22	ug/L	0.045
Benzo(a)pyrene	ND	0.22	ug/L	0.048
Benzo(b)fluoranthene	ND	0.22	ug/L	0.034
Benzo(ghi)perylene	ND	0.22	ug/L	0.030
Benzo(k)fluoranthene	ND	0.22	ug/L	0.043
Benzaldehyde	ND	1.1	ug/L	0.060
1,1'-Biphenyl	ND	1.1	ug/L	0.066
bis(2-Chloroethoxy) methane	ND	1.1	ug/L	0.13
bis(2-Chloroethyl)-ether	ND	0.22	ug/L	0.051
bis(2-Ethylhexyl) phthalate	ND	1.1	ug/L	0.13
4-Bromophenyl phenyl ether	ND	1.1	ug/L	0.055
Butyl benzyl phthalate	ND	1.1	ug/L	0.15
Caprolactam	ND	1.1	ug/L	0.21
Carbazole	ND	0.22	ug/L	0.057
4-Chloroaniline	ND	1.1	ug/L	0.051
4-Chloro-3-methylphenol	ND	1.1	ug/L	0.065
2-Chloronaphthalene	ND	0.22	ug/L	0.049
2-Chlorophenol	ND	1.1	ug/L	0.050
4-Chlorophenyl phenyl ether	ND	1.1	ug/L	0.047
Chrysene	ND	0.22	ug/L	0.039
Dibenz(a,h)anthracene	ND	0.22	ug/L	0.038
Dibenzofuran	ND	1.1	ug/L	0.059
3,3'-Dichlorobenzidine	ND	1.1	ug/L	0.045
2,4-Dichlorophenol	ND	0.22	ug/L	0.053
Diethyl phthalate	ND	1.1	ug/L	0.27
2,4-Dimethylphenol	ND	1.1	ug/L	0.057
Dimethyl phthalate	ND	1.1	ug/L	0.046

(Continued on next page)

Tetra Tech NUS, Inc

Client Sample ID: FMC 11

GC/MS Semivolatiles

Lot-Sample #...: C7K020216-004 **Work Order #...:** KAE1A1AC **Matrix.....:** WATER

PARAMETER	RESULT	REPORTING LIMIT	UNITS	MDL
Di-n-butyl phthalate	ND	1.1	ug/L	0.051
4,6-Dinitro-2-methylphenol	ND	5.5	ug/L	1.6
2,4-Dinitrophenol	ND	5.5	ug/L	1.4
2,4-Dinitrotoluene	ND	1.1	ug/L	0.050
2,6-Dinitrotoluene	ND	1.1	ug/L	0.056
Di-n-octyl phthalate	ND	1.1	ug/L	0.047
Fluoranthene	ND	0.22	ug/L	0.054
Fluorene	ND	0.22	ug/L	0.060
Hexachlorobenzene	ND	0.22	ug/L	0.048
Hexachlorobutadiene	ND	0.22	ug/L	0.041
Hexachlorocyclopentadiene	ND	1.1	ug/L	0.088
Hexachloroethane	ND	1.1	ug/L	0.048
Indeno(1,2,3-cd)pyrene	ND	0.22	ug/L	0.052
Isophorone	ND	1.1	ug/L	0.052
2-Methylnaphthalene	ND	0.22	ug/L	0.051
2-Methylphenol	ND	1.1	ug/L	0.056
4-Methylphenol	ND	1.1	ug/L	0.081
Naphthalene	ND	0.22	ug/L	0.047
2-Nitroaniline	ND	5.5	ug/L	0.052
3-Nitroaniline	ND	5.5	ug/L	0.044
4-Nitroaniline	ND	5.5	ug/L	0.028
Nitrobenzene	ND	0.22	ug/L	0.070
2-Nitrophenol	ND	1.1	ug/L	0.059
4-Nitrophenol	ND	5.5	ug/L	0.077
N-Nitrosodi-n-propylamine	ND	0.22	ug/L	0.065
N-Nitrosodiphenylamine	ND	0.22	ug/L	0.054
2,2'-oxybis(1-Chloropropane)	ND	0.22	ug/L	0.029
Pentachlorophenol	ND	1.1	ug/L	0.091
Phenanthrene	**0.26**	**0.22**	**ug/L**	**0.061**
Phenol	ND	0.22	ug/L	0.024
Pyrene	ND	0.22	ug/L	0.062
2,4,5-Trichlorophenol	ND	1.1	ug/L	0.069
2,4,6-Trichlorophenol	ND	1.1	ug/L	0.062

(Continued on next page)

TestAmerica Pittsburgh

Semivolatile REPORT SW-846 Method 8270

Data file : \\PITSVR06\D\chem\733.i\N112407n.b\N1124005.D
Lab Smp Id: KAE1A1AC Client Smp ID: FMC 11
Inj Date : 24-NOV-2007 12:46
Operator : 3200 Inst ID: 733.i
Smp Info : C7K020216-004 11/6/07 h2o (7310138)8270c
Misc Info : KAE1A1AC,N112407n.b,8270ll.m,padep.sub
Comment :
Method : \\PITSVR06\D\chem\733.i\N112407n.b\8270ll.m
Meth Date : 25-Nov-2007 21:27 piccolinov Quant Type: ISTD
Cal Date : 24-NOV-2007 06:21 Cal File: N1124IC2.D
Als bottle: 7
Dil Factor: 1.00000
Integrator: HP RTE Compound Sublist: padep.sub
Target Version: 4.14
Processing Host: PITPC-502

Concentration Formula: Amt * DF * Uf * Vt/(Vo * Vi) * CpndVariable

Name	Value	Description
DF	1.000	Dilution Factor
Uf	1.000	ng unit correction factor
Vt	1000.000	Volume of final extract (uL)
Vo	910.000	Volume of sample extracted (mL)
Vi	2.000	Volume injected (uL)
Cpnd Variable		Local Compound Variable

	Compounds	QUANT SIG MASS	RT	EXP RT	REL RT	RESPONSE	CONCENTRATIONS ON-COLUMN (NG)	CONCENTRATIONS FINAL (ug/L)
* 1	1,4-Dichlorobenzene-d4	152	4.986	4.984	(1.000)	93291	8.00000	
* 2	Naphthalene-d8	136	6.460	6.458	(1.000)	387672	8.00000	
* 3	Acenaphthene-d10	164	9.056	9.054	(1.000)	264033	8.00000	
* 4	Phenanthrene-d10	188	11.621	11.618	(1.000)	455985	8.00000	
* 5	Chrysene-d12	240	16.402	16.394	(1.000)	473394	8.00000	
* 6	Perylene-d12	264	18.923	18.921	(1.000)	392917	8.00000	
198	1,4-Dioxane	88	Compound Not Detected.					
10	N-Nitrosodimethylamine	74	Compound Not Detected.					
9	Pyridine	79	Compound Not Detected.					
16	Methyl methanesulfonate	80	Compound Not Detected.					
206	Benzaldehyde	77	Compound Not Detected.					
21	Aniline	93	Compound Not Detected.					
22	Phenol	94	Compound Not Detected.					
23	bis(2-Chloroethyl)ether	93	Compound Not Detected.					
24	2-Chlorophenol	128	Compound Not Detected.					
26	1,3-Dichlorobenzene	146	Compound Not Detected.					
27	1,4-Dichlorobenzene	146	Compound Not Detected.					
28	1,2-Dichlorobenzene	146	Compound Not Detected.					
29	Benzyl Alcohol	108	Compound Not Detected.					
30	2-Methylphenol	108	Compound Not Detected.					

Compounds	QUANT SIG MASS	RT	EXP RT	REL RT	RESPONSE	CONCENTRATIONS ON-COLUMN (NG)	CONCENTRATIONS FINAL (ug/L)
31 2,2'-oxybis(1-Chloropropane)	45	Compound Not Detected.					
37 Acetophenone	105	Compound Not Detected.					
32 N-Nitroso-di-n-propylamine	70	Compound Not Detected.					
192 4-Methylphenol	108	Compound Not Detected.					
34 Hexachloroethane	117	Compound Not Detected.					
35 Nitrobenzene	77	Compound Not Detected.					
41 Isophorone	82	Compound Not Detected.					
42 2-Nitrophenol	139	Compound Not Detected.					
43 2,4-Dimethylphenol	107	Compound Not Detected.					
44 bis(2-Chloroethoxy)methane	93	Compound Not Detected.					
48 2,4-Dichlorophenol	162	Compound Not Detected.					
49 Benzoic Acid	122	Compound Not Detected.					
50 1,2,4-Trichlorobenzene	180	Compound Not Detected.					
51 Naphthalene	128	Compound Not Detected.					
52 4-Chloroaniline	127	Compound Not Detected.					
54 2,6-Dichlorophenol	162	Compound Not Detected.					
56 Hexachlorobutadiene	224	Compound Not Detected.					
208 Caprolactam	113	Compound Not Detected.					
59 4-Chloro-3-Methylphenol	107	Compound Not Detected.					
62 2-Methylnaphthalene	142	Compound Not Detected.					
63 1-Methylnaphthalene	142	Compound Not Detected.					
64 Hexachlorocyclopentadiene	236	Compound Not Detected.					
66 2,4,6-Trichlorophenol	196	Compound Not Detected.					
67 2,4,5-Trichlorophenol	196	Compound Not Detected.					
209 1,1'-Biphenyl	154	Compound Not Detected.					
70 2-Chloronaphthalene	162	Compound Not Detected.					
73 2-Nitroaniline	65	Compound Not Detected.					
76 Dimethylphthalate	163	Compound Not Detected.					
78 2,6-Dinitrotoluene	165	Compound Not Detected.					
79 Acenaphthylene	152	Compound Not Detected.					
81 3-Nitroaniline	138	Compound Not Detected.					
82 Acenaphthene	153	Compound Not Detected.					
83 2,4-Dinitrophenol	184	Compound Not Detected.					
85 4-Nitrophenol	109	Compound Not Detected.					
86 Dibenzofuran	168	Compound Not Detected.					
87 2,4-Dinitrotoluene	165	Compound Not Detected.					
91 2,3,5,6-Tetrachlorophenol	231	Compound Not Detected.					
88 2,3,4,6-Tetrachlorophenol	231	Compound Not Detected.					
92 2-Naphthylamine	143	Compound Not Detected.					
93 Diethylphthalate	149	Compound Not Detected.					
94 Fluorene	166	Compound Not Detected.					
95 4-Chlorophenyl-phenylether	204	Compound Not Detected.					
96 4-Nitroaniline	138	Compound Not Detected.					
98 4,6-Dinitro-2-methylphenol	198	Compound Not Detected.					
99 N-Nitrosodiphenylamine (1)	169	Compound Not Detected.					
100 1,2-Diphenylhydrazine	77	Compound Not Detected.					
106 4-Bromophenyl-phenylether	248	Compound Not Detected.					
107 Hexachlorobenzene	283	Compound Not Detected.					
210 Atrazine	200	Compound Not Detected.					
111 Pentachlorophenol	265	Compound Not Detected.					
115 Phenanthrene	178	11.663	11.661	(1.004)	29587	0.47342	0.26012
116 Anthracene	178	Compound Not Detected.					
119 Carbazole	167	12.043	12.035	(1.036)	4354	0.07471	0.041050
120 Di-n-Butylphthalate	149	Compound Not Detected.					

TestAmerica Pittsburgh

INITIAL CALIBRATION DATA

Start Cal Date : 06-NOV-2007 21:40
End Cal Date : 07-NOV-2007 00:32
Quant Method : ISTD
Origin : Disabled
Target Version : 4.14
Integrator : HP RTE
Method file : \\PITSVR06\D\chem\733.i\N110607.b\8270ll.m
Last Edit : 07-Nov-2007 00:56 piccolinov
Curve Type : Average

Compound	0.40000 Level 1	2.000 Level 2	4.000 Level 3	10.000 Level 4	20.000 Level 5	40.000 Level 6	RRF	% RSD	
	80.000 Level 7								
113 4-Aminobiphenyl	+++++	+++++	+++++	+++++	+++++	+++++			
	+++++						+++++	+++++	<-
114 Pronamide	+++++	+++++	+++++	+++++	+++++	+++++			
	+++++						+++++	+++++	<-
115 Phenanthrene	1.01466	1.03948	1.05893	1.08617	1.07807	1.10746			
	1.16844						1.07903	4.629	
116 Anthracene	0.95048	1.03136	1.04331	1.05873	1.06897	1.10060			
	1.09913						1.05037	4.871	
117 Dinoseb	+++++	+++++	+++++	+++++	+++++	+++++			
	+++++						+++++	+++++	<-
118 Disulfoton	+++++	+++++	+++++	+++++	+++++	+++++			
	+++++						+++++	+++++	<-
119 Carbazole	0.84518	0.91108	0.92055	0.98350	0.98287	1.01524			
	1.00675						0.95217	6.505	
120 Di-n-Butylphthalate	1.06738	1.07438	1.09779	1.17372	1.15412	1.24365			
	1.20314						1.14488	5.887	
121 4-Nitroquinoline 1-oxide	+++++	+++++	+++++	+++++	+++++	+++++			
	+++++						+++++	+++++	<-
122 Methapyrilene	+++++	+++++	+++++	+++++	+++++	+++++			
	+++++						+++++	+++++	<-
123 Fluoranthene	1.08535	1.06402	1.06864	1.10945	1.12561	1.17718			
	1.18256						1.11612	4.358	

Tetra Tech NUS **INTERNAL CORRESPONDENCE**

TO: **M.MARTIN** **DATE:** **FEBRUARY 20, 2008**

FROM: **TERRI L. SOLOMON** **COPIES:** **DV FILE**

SUBJECT: **INORGANIC DATA VALIDATION – SELECT METALS, HEXAVALENT CHROMIUM, PERCHLORATE, PERCENT SOLIDS**
MARTIN STATE AIRPORT
SAMPLE DELIVERY GROUP (SDG) – C7K020180

SAMPLES: 24/Soils/

FMC-10	FMC-11	FMC-12	FMC-13
FMC-14	FMC-15	FMC-16	FMC-17
FMC-18	FMC-19	FMC-20	FMC-21
FMC-22	FMC-23	FMC-24	FMC-25
FMC-26	FMC-3	FMC-4	FMC-5
FMC-6	FMC-7	FMC-8	FMC-9

Overview

The sample set for Martin State Airport, SDG C7K020180, consists of twenty-four (24) soil environmental samples. No field duplicate pairs were included within this SDG.

All samples were analyzed for select metals including antimony, arsenic, beryllium, cadmium, chromium, copper, lead, mercury, nickel, selenium, silver, thallium and zinc, hexavalent chromium, perchlorate and percent solids. The samples were collected by Tetra Tech NUS on October 30 and 31, 2007 and analyzed by Test America. Metals analyses were conducted using SW-846 method 6020. Mercury analyses were conducted using SW-846 method 7471A. Hexavalent chromium analyses were conducted using SW-846 method 7196A. Perchlorate analyses were conducted using EPA-DW1 314.0. Percent solids analyses were conducted using MCAWW 160.3 MOD.

The findings offered in this report are based upon a general review of all available data. The data review was based on data completeness, holding times, initial and continuing calibration verification results, laboratory method / preparation blank results, ICP interference results, laboratory control sample recoveries, matrix spike / matrix spike duplicate recoveries, laboratory duplicate results, ICP serial dilution results, detection limits and analyte quantitation.

Areas of concern with respect to data quality are listed below.

Major Problems – None.

Minor Problems

- The contract required detection limit (CRDL) percent recoveries for beryllium and cadmium were > 110% quality control limit affecting all samples. The positive results < 2X CRDL reported for beryllium and cadmium were qualified as biased high, "K".

- The CRDL percent recovery for selenium was < 90% quality control limit affecting all samples. The positive results < 2X CRDL reported for selenium were qualified as estimated, "J", as a result of conflicting noncompliances.

- The CRDL percent recovery for silver was > 110% quality control limit affecting all samples. The positive results < 2X CRDL reported for silver were qualified as estimated, "J", as a result of conflicting noncompliances.

- The following contaminants were detected in the laboratory method/preparation blanks at the following maximum concentrations:

Analyte	Maximum Concentration	Action Level
Antimony	0.00036 mg/L	0.18 mg/kg
Arsenic[2]	0.018 mg/kg	0.09 mg/kg
Chromium[1]	0.023 mg/kg	0.115 mg/kg
Chromium[2]	0.014 mg/kg	0.07 mg/kg
Nickel[2]	0.016 mg/kg	0.08 mg/kg
Selenium[2]	0.14 mg/kg	0.7 mg/kg
Thallium	0.00004 mg/L	0.02 mg/kg
Thallium[1]	0.0025 mg/kg	0.0125 mg/kg
Zinc	0.00395 mg/L	1.975 mg/kg

[1] Maximum concentration present in a soil preparation blank affecting samples FMC-24, FMC-9, FMC-10, FMC-11, FMC-12, FMC-13, FMC-14, FMC-15, FMC-16, FMC-17, FMC-18 and FMC-19.

[2] Maximum concentration present in a soil preparation blank affecting samples FMC-20, FMC-21, FMC-22, FMC-23, FMC-3, FMC-4, FMC-5, FMC-6, FMC-7, FMC-8, FMC-25 and FMC-26.

An action level of 5X the maximum contaminant level has been used to evaluate sample data for blank contamination. Sample aliquot, percent solids and dilution factors, if applicable, were taken into consideration when evaluating for blank contamination. Positive results less than the blank action level reported for antimony, selenium and thallium were qualified "B" as a result of laboratory blank contamination.

- The matrix spike and / or matrix spike duplicate percent recoveries for selenium and zinc were < 75% quality control limit affecting samples FMC-20, FMC-21, FMC-22, FMC-23, FMC-3, FMC-4, FMC-5, FMC-6, FMC-7, FMC-8, FMC-25 and FMC-26. The positive results reported for selenium and zinc were qualified as estimated, "J", due to conflicting noncompliances.

- The ICP serial dilution percent differences for zinc were > 10% quality control limit affecting all samples. The positive results reported for zinc were qualified as estimated, "J".

- The percent solids for samples FMC-11, FMC-14, FMC-20, FMC-24, FMC-25, FMC-5, FMC-7, FMC-8 and FMC-9 were < 30%. The positive results reported for all analytes in the affected samples were qualified as estimated, "J".

Notes

The CRDL percent recovery for lead was < 90% quality control limit and the percent recovery for zinc was > 110% quality control limit affecting all samples. No validation actions were required as all results for lead and zinc were > 2X CRDL.

The matrix spike / matrix spike duplicate percent recoveries for antimony were < 75% quality control limit affecting all samples. No validation actions were warranted as all sample results reported for antimony were qualified as a result of blank contamination.

The matrix spike percent recoveries for hexavalent chromium for batches 7317191 and 7317305 were < 75% quality control limit. However, no validation actions were warranted as the original samples were not included within this SDG.

The nondetected results for hexavalent chromium were reported to the reporting limit.

Executive Summary

Laboratory Performance: Several CRDL percent recoveries were outside the 90-110% quality control limits. Several analytes were present in the laboratory method / preparation blanks.

Other Factors Affecting Data Quality: The matrix spike and / or matrix spike duplicate percent recoveries for selenium and zinc were < 75% quality control limit. The ICP serial dilution percent differences for zinc were > 10% quality control limit. The percent solids for samples FMC-11, FMC-14, FMC-20, FMC-24, FMC-25, FMC-5, FMC-7, FMC-8 and FMC-9 were < 30%.

The data for these analyses were reviewed with reference to Region III modifications to the "National Functional Guidelines for Inorganic Data Validation", April 1993.

The text of this report has been formulated to address only those problem areas affecting data quality.

Tetra Tech NUS
Terri L. Solomon
Environmental Scientist

Tetra Tech NUS
Joseph A. Samchuck
Quality Assurance Officer

Attachments:

1. Appendix A - Qualified Analytical Results
2. Appendix B - Results as reported by the Laboratory
3. Appendix C - Support Documentation

APPENDIX A
QUALIFIED ANALYTICAL RESULTS

Data Validation Qualifier Codes:

A = Lab Blank Contamination
B = Field Blank Contamination
C = Calibration Noncompliance (e.g. % RSDs, %Ds, ICVs, CCVs, RRFs, etc.)
C01 = GC/MS Tuning Noncompliance
D = MS/MSD Recovery Noncompliance
E = LCS/LCSD Recovery Noncompliance
F = Lab Duplicate Imprecision
G = Field Duplicate Imprecision
H = Holding Time Exceedance
I = ICP Serial Dilution Noncompliance
J = GFAA PDS-GFAA MSA's r < 0.995 / ICP PDS Recovery Noncompliance
K = ICP Interference - includes ICS % R Noncompliance
L = Instrument Calibration Range Exceedance
M = Sample Preservation Noncompliance
N = Internal Standard Noncompliance
N01 = Internal Standard Recovery Noncompliance Dioxins
N02 = Recovery Standard Noncompliance Dioxins
N03 = Clean-up Standard Noncompliance Dioxins
O - Poor Instrument Performance (e.g. base-line drifting)
P = Uncertainty near detection limit (< 2 x IDL for inorganics and <CRQL for organics)
Q = Other problems (can encompass a number of issues; e.g. chromatography,interferences, etc.)
R = Surrogates Recovery Noncompliance
S = Pesticide/PCB Resolution
T = % Breakdown Noncompliance for DOT and Endrin
U = % Difference between columns/detectors >25% for positive results determined via GC/HPLC
V = Non-linear calibrations; correlation coefficient r < 0.995
W = EMPC result
X = Signal to noise response drop
Y = Percent solids <30%
Z = Uncertainty at 2 sigma deviation is greater than sample activity

PROJ_NO: 00998

SDG: C7K020180 MEDIA: SOIL DATA FRACTION: M

nsample	FMC-10	nsample	FMC-10DL	nsample	FMC-11
samp_date	10/30/2007	samp_date	10/30/2007	samp_date	10/30/2007
lab_id	C7K020180003	lab_id	C7K020180003	lab_id	C7K020180004
qc_type	NM	qc_type	NM	qc_type	NM
units	MG/KG	units	MG/KG	units	MG/KG
Pct_Solids	32.0	Pct_Solids	32.0	Pct_Solids	25.0
DUP_OF:		DUP_OF:		DUP_OF:	

Parameter	Result	Val Qual	Qual Code
ANTIMONY	0.38	B	A
ARSENIC	10		
BERYLLIUM	1.9		
CADMIUM	3.5		
CHROMIUM	117		
COPPER	213		
LEAD	114		
NICKEL	37.6		
SELENIUM	2.6	J	C
SILVER	0.75		
THALLIUM	0.23		
ZINC	289	J	I

Parameter	Result	Val Qual	Qual Code
MERCURY	0.37		

Parameter	Result	Val Qual	Qual Code
ANTIMONY	0.27	B	A
ARSENIC	10.3	J	Y
BERYLLIUM	1.8	J	Y
CADMIUM	3.7	J	Y
CHROMIUM	99.3	J	Y
COPPER	229	J	Y
LEAD	97.5	J	Y
NICKEL	35.1	J	Y
SELENIUM	2.6	J	CY
SILVER	0.63	J	CY
THALLIUM	0.22	J	Y
ZINC	316	J	IY

PROJ_NO: 00998

SDG: C7K020180 MEDIA: SOIL DATA FRACTION: M

nsample	FMC-11DL	nsample	FMC-12	nsample	FMC-12DL
samp_date	10/30/2007	samp_date	10/30/2007	samp_date	10/30/2007
lab_id	C7K020180004	lab_id	C7K020180005	lab_id	C7K020180005
qc_type	NM	qc_type	NM	qc_type	NM
units	MG/KG	units	MG/KG	units	MG/KG
Pct_Solids	25.0	Pct_Solids	40.0	Pct_Solids	40.0
DUP_OF:		DUP_OF:		DUP_OF:	

Parameter	Result	Val Qual	Qual Code
MERCURY	0.45	J	Y

Parameter	Result	Val Qual	Qual Code
ANTIMONY	0.16	B	A
ARSENIC	6.5		
BERYLLIUM	1.1		
CADMIUM	2.7		
CHROMIUM	61.7		
COPPER	141		
LEAD	60.2		
NICKEL	21		
SELENIUM	1.6	J	C
SILVER	0.39	J	C
THALLIUM	0.13		
ZINC	182	J	I

Parameter	Result	Val Qual	Qual Code
MERCURY	0.25		

PROJ_NO: 00998

SDG: C7K020180 MEDIA: SOIL DATA FRACTION: M

nsample	FMC-13	nsample	FMC-13DL	nsample	FMC-14
samp_date	10/30/2007	samp_date	10/30/2007	samp_date	10/30/2007
lab_id	C7K020180006	lab_id	C7K020180006	lab_id	C7K020180007
qc_type	NM	qc_type	NM	qc_type	NM
units	MG/KG	units	MG/KG	units	MG/KG
Pct_Solids	30.0	Pct_Solids	30.0	Pct_Solids	28.0
DUP_OF:		DUP_OF:		DUP_OF:	

Parameter	Result	Val Qual	Qual Code
ANTIMONY	0.19	B	A
ARSENIC	9.4		
BERYLLIUM	1.6		
CADMIUM	3.2		
CHROMIUM	90		
COPPER	184		
LEAD	85.7		
NICKEL	31.4		
SELENIUM	2.3	J	C
SILVER	0.58	J	C
THALLIUM	0.18		
ZINC	257	J	I

Parameter	Result	Val Qual	Qual Code
MERCURY	0.44		

Parameter	Result	Val Qual	Qual Code
ANTIMONY	0.31	B	A
ARSENIC	11.3	J	Y
BERYLLIUM	2.1	J	Y
CADMIUM	4.3	J	Y
CHROMIUM	119	J	Y
COPPER	234	J	Y
LEAD	114	J	Y
NICKEL	41.5	J	Y
SELENIUM	2.8	J	CY
SILVER	0.73	J	Y
THALLIUM	0.24	J	Y
ZINC	329	J	IY

PROJ_NO: 00998

SDG: C7K020180 MEDIA: SOIL DATA FRACTION: M

nsample	FMC-14DL	nsample	FMC-15	nsample	FMC-15DL
samp_date	10/30/2007	samp_date	10/31/2007	samp_date	10/31/2007
lab_id	C7K020180007	lab_id	C7K020180008	lab_id	C7K020180008
qc_type	NM	qc_type	NM	qc_type	NM
units	MG/KG	units	MG/KG	units	MG/KG
Pct_Solids	28.0	Pct_Solids	74.0	Pct_Solids	74.0
DUP_OF:		DUP_OF:		DUP_OF:	

Parameter	Result	Val Qual	Qual Code
MERCURY	0.44	J	Y

Parameter	Result	Val Qual	Qual Code
ANTIMONY	0.018	B	A
ARSENIC	0.67		
BERYLLIUM	0.063		
CADMIUM	0.12	K	C
CHROMIUM	4.4		
COPPER	7.2		
LEAD	4		
NICKEL	1.3		
SELENIUM	0.23	J	C
SILVER	0.017	J	C
THALLIUM	0.011		
ZINC	10.5	J	I

Parameter	Result	Val Qual	Qual Code
MERCURY	0.011		

PROJ_NO: 00998

SDG: C7K020180 MEDIA: SOIL DATA FRACTION: M

nsample	FMC-16	nsample	FMC-16DL	nsample	FMC-17
samp_date	10/31/2007	samp_date	10/31/2007	samp_date	10/31/2007
lab_id	C7K020180009	lab_id	C7K020180009	lab_id	C7K020180010
qc_type	NM	qc_type	NM	qc_type	NM
units	MG/KG	units	MG/KG	units	MG/KG
Pct_Solids	73.0	Pct_Solids	73.0	Pct_Solids	68.0
DUP_OF:		DUP_OF:		DUP_OF:	

Parameter	Result	Val Qual	Qual Code
ANTIMONY	0.025	B	A
ARSENIC	0.4		
BERYLLIUM	0.052		
CADMIUM	0.11	K	C
CHROMIUM	4.1		
COPPER	6.6		
LEAD	3.7		
NICKEL	1.3		
SELENIUM	0.22	J	C
SILVER	0.02	J	C
THALLIUM	0.013	B	A
ZINC	13.9	J	I

Parameter	Result	Val Qual	Qual Code
MERCURY	0.01		

Parameter	Result	Val Qual	Qual Code
ANTIMONY	0.039	B	A
ARSENIC	1.3		
BERYLLIUM	0.16	K	C
CADMIUM	0.39		
CHROMIUM	12		
COPPER	24		
LEAD	10.7		
NICKEL	3.7		
SELENIUM	0.44	J	C
SILVER	0.065	J	C
THALLIUM	0.032		
ZINC	32.1	J	I

PROJ_NO: 00998

SDG: C7K020180 MEDIA: SOIL DATA FRACTION: M

nsample	FMC-17DL	nsample	FMC-18	nsample	FMC-18DL
samp_date	10/31/2007	samp_date	10/31/2007	samp_date	10/31/2007
lab_id	C7K020180010	lab_id	C7K020180011	lab_id	C7K020180011
qc_type	NM	qc_type	NM	qc_type	NM
units	MG/KG	units	MG/KG	units	MG/KG
Pct_Solids	68.0	Pct_Solids	30.0	Pct_Solids	30.0
DUP_OF:		DUP_OF:		DUP_OF:	

Parameter	Result	Val Qual	Qual Code
MERCURY	0.046		

Parameter	Result	Val Qual	Qual Code
ANTIMONY	0.24	B	A
ARSENIC	11.8		
BERYLLIUM	1.6		
CADMIUM	4		
CHROMIUM	97.8		
COPPER	220		
LEAD	84.4		
NICKEL	32.1		
SELENIUM	2.5	J	C
SILVER	0.57	J	C
THALLIUM	0.18		
ZINC	278	J	I

Parameter	Result	Val Qual	Qual Code
MERCURY	0.32		

PROJ_NO: 00998

SDG: C7K020180 MEDIA: SOIL DATA FRACTION: M

nsample	FMC-19	nsample	FMC-19DL	nsample	FMC-20
samp_date	10/31/2007	samp_date	10/31/2007	samp_date	10/31/2007
lab_id	C7K020180012	lab_id	C7K020180012	lab_id	C7K020180013
qc_type	NM	qc_type	NM	qc_type	NM
units	MG/KG	units	MG/KG	units	MG/KG
Pct_Solids	32.0	Pct_Solids	32.0	Pct_Solids	27.0
DUP_OF:		DUP_OF:		DUP_OF:	

Parameter	Result	Val Qual	Qual Code
ANTIMONY	0.27	B	A
ARSENIC	14		
BERYLLIUM	2		
CADMIUM	7.8		
CHROMIUM	148		
COPPER	194		
LEAD	110		
NICKEL	41.3		
SELENIUM	2.8	J	C
SILVER	0.8		
THALLIUM	0.22		
ZINC	308	J	I

Parameter	Result	Val Qual	Qual Code
MERCURY	0.38		

Parameter	Result	Val Qual	Qual Code
ANTIMONY	0.33	B	A
ARSENIC	10.5	J	Y
BERYLLIUM	1.9	J	Y
CADMIUM	3.8	J	Y
CHROMIUM	118	J	Y
COPPER	215	J	Y
LEAD	111	J	Y
NICKEL	39.9	J	Y
SELENIUM	3.1	J	CDY
SILVER	0.81	J	Y
THALLIUM	0.29	J	Y
ZINC	308	J	DIY

PROJ_NO: 00998

SDG: C7K020180 MEDIA: SOIL DATA FRACTION: M

nsample	FMC-20DL	nsample	FMC-21	nsample	FMC-21DL
samp_date	10/31/2007	samp_date	10/31/2007	samp_date	10/31/2007
lab_id	C7K020180013	lab_id	C7K020180014	lab_id	C7K020180014
qc_type	NM	qc_type	NM	qc_type	NM
units	MG/KG	units	MG/KG	units	MG/KG
Pct_Solids	27.0	Pct_Solids	76.0	Pct_Solids	76.0
DUP_OF:		DUP_OF:		DUP_OF:	

Parameter	Result	Val Qual	Qual Code
MERCURY	0.42	J	Y

Parameter	Result	Val Qual	Qual Code
ANTIMONY	0.055	B	A
ARSENIC	0.51		
BERYLLIUM	0.15	K	C
CADMIUM	0.34		
CHROMIUM	10.7		
COPPER	7		
LEAD	5.5		
NICKEL	2		
SELENIUM	0.3	B	A
SILVER	0.027	J	C
THALLIUM	0.042		
ZINC	15.2	J	DI

Parameter	Result	Val Qual	Qual Code
MERCURY	0.011		

PROJ_NO: 00998

SDG: C7K020180 MEDIA: SOIL DATA FRACTION: M

nsample	FMC-22	nsample	FMC-22DL	nsample	FMC-23
samp_date	10/31/2007	samp_date	10/31/2007	samp_date	10/31/2007
lab_id	C7K020180015	lab_id	C7K020180015	lab_id	C7K020180016
qc_type	NM	qc_type	NM	qc_type	NM
units	MG/KG	units	MG/KG	units	MG/KG
Pct_Solids	75.0	Pct_Solids	75.0	Pct_Solids	71.0
DUP_OF:		DUP_OF:		DUP_OF:	

Parameter	Result	Val Qual	Qual Code
ANTIMONY	0.036	B	A
ARSENIC	0.61		
BERYLLIUM	0.06	K	C
CADMIUM	0.073	K	C
CHROMIUM	5.2		
COPPER	6.6		
LEAD	3		
NICKEL	1.3		
SELENIUM	0.99	J	CD
SILVER	0.019	J	C
THALLIUM	0.021	B	A
ZINC	9.3	J	DI

Parameter	Result	Val Qual	Qual Code
MERCURY	0.013		

Parameter	Result	Val Qual	Qual Code
ANTIMONY	0.034	B	A
ARSENIC	0.78		
BERYLLIUM	0.15	K	C
CADMIUM	0.2	K	C
CHROMIUM	10.4		
COPPER	17.2		
LEAD	7.8		
NICKEL	3		
SELENIUM	0.28	B	A
SILVER	0.048	K	C
THALLIUM	0.028	B	A
ZINC	21.9	J	DI

PROJ_NO: 00998

SDG: C7K020180 MEDIA: SOIL DATA FRACTION: M

nsample	FMC-23DL	nsample	FMC-24	nsample	FMC-24DL
samp_date	10/31/2007	samp_date	10/30/2007	samp_date	10/30/2007
lab_id	C7K020180016	lab_id	C7K020180001	lab_id	C7K020180001
qc_type	NM	qc_type	NM	qc_type	NM
units	MG/KG	units	MG/KG	units	MG/KG
Pct_Solids	71.0	Pct_Solids	21.0	Pct_Solids	21.0
DUP_OF:		DUP_OF:		DUP_OF:	

Parameter	Result	Val Qual	Qual Code
MERCURY	0.028		

Parameter	Result	Val Qual	Qual Code
ANTIMONY	0.44	B	A
ARSENIC	11.7	J	Y
BERYLLIUM	1.9	J	Y
CADMIUM	4.6	J	Y
CHROMIUM	118	J	Y
COPPER	271	J	Y
LEAD	112	J	Y
NICKEL	39.3	J	Y
SELENIUM	2.7	J	CY
SILVER	0.71	J	CY
THALLIUM	0.33	J	Y
ZINC	359	J	IY

Parameter	Result	Val Qual	Qual Code
MERCURY	0.65	J	Y

PROJ_NO: 00998

SDG: C7K020180 MEDIA: SOIL DATA FRACTION: M

nsample	FMC-25	nsample	FMC-25DL	nsample	FMC-26
samp_date	10/31/2007	samp_date	10/31/2007	samp_date	10/31/2007
lab_id	C7K020180023	lab_id	C7K020180023	lab_id	C7K020180024
qc_type	NM	qc_type	NM	qc_type	NM
units	MG/KG	units	MG/KG	units	MG/KG
Pct_Solids	26.0	Pct_Solids	26.0	Pct_Solids	30.0
DUP_OF:		DUP_OF:		DUP_OF:	

Parameter	Result	Val Qual	Qual Code
ANTIMONY	0.16	B	A
ARSENIC	12.8	J	Y
BERYLLIUM	2.2	J	Y
CADMIUM	3.7	J	Y
CHROMIUM	108	J	Y
COPPER	224	J	Y
LEAD	114	J	Y
NICKEL	44	J	Y
SELENIUM	3.2	J	CDY
SILVER	0.72	J	CY
THALLIUM	0.26	J	Y
ZINC	319	J	DIY

Parameter	Result	Val Qual	Qual Code
MERCURY	0.41	J	Y

Parameter	Result	Val Qual	Qual Code
ANTIMONY	0.18	B	A
ARSENIC	9.4		
BERYLLIUM	1.8		
CADMIUM	3.1		
CHROMIUM	96		
COPPER	193		
LEAD	92.7		
NICKEL	38		
SELENIUM	2.8	J	CD
SILVER	0.62	J	C
THALLIUM	0.22		
ZINC	286	J	DI

PROJ_NO: 00998

SDG: C7K020180 MEDIA: SOIL DATA FRACTION: M

nsample	FMC-26DL	nsample	FMC-3	nsample	FMC-3DL
samp_date	10/31/2007	samp_date	10/31/2007	samp_date	10/31/2007
lab_id	C7K020180024	lab_id	C7K020180017	lab_id	C7K020180017
qc_type	NM	qc_type	NM	qc_type	NM
units	MG/KG	units	MG/KG	units	MG/KG
Pct_Solids	30.0	Pct_Solids	65.0	Pct_Solids	65.0
DUP_OF:		DUP_OF:		DUP_OF:	

Parameter	Result	Val Qual	Qual Code
MERCURY	0.38		

Parameter	Result	Val Qual	Qual Code
ANTIMONY	0.06	B	A
ARSENIC	1.5		
BERYLLIUM	0.45		
CADMIUM	0.95		
CHROMIUM	20.5		
COPPER	35.5		
LEAD	17.2		
NICKEL	7		
SELENIUM	0.4	B	A
SILVER	0.13	J	C
THALLIUM	0.055		
ZINC	52.3	J	DI

Parameter	Result	Val Qual	Qual Code
MERCURY	0.069		

PROJ_NO: 00998

SDG: C7K020180 MEDIA: SOIL DATA FRACTION: M

nsample	FMC-4	nsample	FMC-4DL	nsample	FMC-5
samp_date	10/31/2007	samp_date	10/31/2007	samp_date	10/31/2007
lab_id	C7K020180018	lab_id	C7K020180018	lab_id	C7K020180019
qc_type	NM	qc_type	NM	qc_type	NM
units	MG/KG	units	MG/KG	units	MG/KG
Pct_Solids	45.0	Pct_Solids	45.0	Pct_Solids	25.0
DUP_OF:		DUP_OF:		DUP_OF:	

Parameter	Result	Val Qual	Qual Code
ANTIMONY	0.16	B	A
ARSENIC	6.8		
BERYLLIUM	1.1		
CADMIUM	1.9		
CHROMIUM	60.5		
COPPER	114		
LEAD	53.8		
NICKEL	22.6		
SELENIUM	1.6	J	CD
SILVER	0.37	J	C
THALLIUM	0.13		
ZINC	173	J	DI

Parameter	Result	Val Qual	Qual Code
MERCURY	0.19		

Parameter	Result	Val Qual	Qual Code
ANTIMONY	0.15	B	A
ARSENIC	11.5	J	Y
BERYLLIUM	2.3	J	Y
CADMIUM	3.7	J	Y
CHROMIUM	122	J	Y
COPPER	214	J	Y
LEAD	111	J	Y
NICKEL	45	J	Y
SELENIUM	3.3	J	CDY
SILVER	0.76	J	CY
THALLIUM	0.26	J	Y
ZINC	332	J	DIY

PROJ_NO: 00998

SDG: C7K020180 MEDIA: SOIL DATA FRACTION: M

nsample	FMC-5DL
samp_date	10/31/2007
lab_id	C7K020180019
qc_type	NM
units	MG/KG
Pct_Solids	25.0
DUP_OF:	

Parameter	Result	Val Qual	Qual Code
MERCURY	0.44	J	Y

nsample	FMC-6
samp_date	10/31/2007
lab_id	C7K020180020
qc_type	NM
units	MG/KG
Pct_Solids	64.0
DUP_OF:	

Parameter	Result	Val Qual	Qual Code
ANTIMONY	0.056	B	A
ARSENIC	2.4		
BERYLLIUM	0.43		
CADMIUM	0.66		
CHROMIUM	21.5		
COPPER	45.4		
LEAD	17.6		
NICKEL	8.1		
SELENIUM	0.7	B	A
SILVER	0.13	J	C
THALLIUM	0.053		
ZINC	61.7	J	DI

nsample	FMC-6DL
samp_date	10/31/2007
lab_id	C7K020180020
qc_type	NM
units	MG/KG
Pct_Solids	64.0
DUP_OF:	

Parameter	Result	Val Qual	Qual Code
MERCURY	0.069		

PROJ_NO: 00998

SDG: C7K020180 MEDIA: SOIL DATA FRACTION: M

nsample	FMC-7
samp_date	10/31/2007
lab_id	C7K020180021
qc_type	NM
units	MG/KG
Pct_Solids	26.0
DUP_OF:	

Parameter	Result	Val Qual	Qual Code
ANTIMONY	0.18	B	A
ARSENIC	11.5	J	Y
BERYLLIUM	2.1	J	Y
CADMIUM	2.9	J	Y
CHROMIUM	104	J	Y
COPPER	242	J	Y
LEAD	99.8	J	Y
NICKEL	40	J	Y
SELENIUM	3.1	J	CDY
SILVER	0.68	J	CY
THALLIUM	0.24	J	Y
ZINC	314	J	DIY

nsample	FMC-7DL
samp_date	10/31/2007
lab_id	C7K020180021
qc_type	NM
units	MG/KG
Pct_Solids	26.0
DUP_OF:	

Parameter	Result	Val Qual	Qual Code
MERCURY	0.34	J	Y

nsample	FMC-8
samp_date	10/31/2007
lab_id	C7K020180022
qc_type	NM
units	MG/KG
Pct_Solids	27.0
DUP_OF:	

Parameter	Result	Val Qual	Qual Code
ANTIMONY	0.17	B	A
ARSENIC	15.8	J	Y
BERYLLIUM	2.4	J	Y
CADMIUM	6.4	J	Y
CHROMIUM	134	J	Y
COPPER	158	J	Y
LEAD	123	J	Y
NICKEL	52.3	J	Y
SELENIUM	3.4	J	CDY
SILVER	0.85	J	CY
THALLIUM	0.27	J	Y
ZINC	344	J	DIY

PROJ_NO: 00998

SDG: C7K020180 MEDIA: SOIL DATA FRACTION: M

nsample	FMC-8DL
samp_date	10/31/2007
lab_id	C7K020180022
qc_type	NM
units	MG/KG
Pct_Solids	27.0
DUP_OF:	

Parameter	Result	Val Qual	Qual Code
MERCURY	0.4	J	Y

nsample	FMC-9
samp_date	10/30/2007
lab_id	C7K020180002
qc_type	NM
units	MG/KG
Pct_Solids	26.0
DUP_OF:	

Parameter	Result	Val Qual	Qual Code
ANTIMONY	0.4	B	A
ARSENIC	9.9	J	Y
BERYLLIUM	1.7	J	Y
CADMIUM	3.8	J	Y
CHROMIUM	98.7	J	Y
COPPER	234	J	Y
LEAD	98.3	J	Y
NICKEL	34	J	Y
SELENIUM	2.5	J	CY
SILVER	0.61	J	CY
THALLIUM	0.29	J	Y
ZINC	304	J	IY

nsample	FMC-9DL
samp_date	10/30/2007
lab_id	C7K020180002
qc_type	NM
units	MG/KG
Pct_Solids	26.0
DUP_OF:	

Parameter	Result	Val Qual	Qual Code
MERCURY	0.41	J	Y

PROJ_NO: 00998

SDG: C7K020180 MEDIA: SOIL DATA FRACTION: MISC

nsample	FMC-10
samp_date	10/30/2007
lab_id	C7K020180003
qc_type	NM
Pct_Solids	32.0
DUP_OF:	

Parameter	units	Result	Val Qual	Qual Code
PERCENT SOLIDS	%	31.6		
PERCHLORATE	UG/KG	127	U	

nsample	FMC-10DL
samp_date	10/30/2007
lab_id	C7K020180003
qc_type	NM
Pct_Solids	32.0
DUP_OF:	

Parameter	units	Result	Val Qual	Qual Code
HEXAVALENT CHROMIUM	MG/KG	1.3	U	

nsample	FMC-11
samp_date	10/30/2007
lab_id	C7K020180004
qc_type	NM
Pct_Solids	25.0
DUP_OF:	

Parameter	units	Result	Val Qual	Qual Code
HEXAVALENT CHROMIUM	MG/KG	1.6	UJ	Y
PERCENT SOLIDS	%	25.2		
PERCHLORATE	UG/KG	159	UJ	Y

PROJ_NO: 00998

SDG: C7K020180 MEDIA: SOIL DATA FRACTION: MISC

nsample	FMC-12
samp_date	10/30/2007
lab_id	C7K020180005
qc_type	NM
Pct_Solids	40.0
DUP_OF:	

Parameter	units	Result	Val Qual	Qual Code
PERCENT SOLIDS	%	39.6		
PERCHLORATE	UG/KG	101	U	

nsample	FMC-12DL
samp_date	10/30/2007
lab_id	C7K020180005
qc_type	NM
Pct_Solids	40.0
DUP_OF:	

Parameter	units	Result	Val Qual	Qual Code
HEXAVALENT CHROMIUM	MG/KG	1	U	

nsample	FMC-13
samp_date	10/30/2007
lab_id	C7K020180006
qc_type	NM
Pct_Solids	30.0
DUP_OF:	

Parameter	units	Result	Val Qual	Qual Code
PERCENT SOLIDS	%	30		
PERCHLORATE	UG/KG	134	U	

PROJ_NO: 00998

SDG: C7K020180 MEDIA: SOIL DATA FRACTION: MISC

nsample	FMC-13DL
samp_date	10/30/2007
lab_id	C7K020180006
qc_type	NM
Pct_Solids	30.0
DUP_OF:	

Parameter	units	Result	Val Qual	Qual Code
HEXAVALENT CHROMIUM	MG/KG	1.4	U	

nsample	FMC-14
samp_date	10/30/2007
lab_id	C7K020180007
qc_type	NM
Pct_Solids	28.0
DUP_OF:	

Parameter	units	Result	Val Qual	Qual Code
PERCENT SOLIDS	%	27.8		
PERCHLORATE	UG/KG	144	UJ	Y

nsample	FMC-14DL
samp_date	10/30/2007
lab_id	C7K020180007
qc_type	NM
Pct_Solids	28.0
DUP_OF:	

Parameter	units	Result	Val Qual	Qual Code
HEXAVALENT CHROMIUM	MG/KG	1.5	UJ	Y

PROJ_NO: 00998

SDG: C7K020180 MEDIA: SOIL DATA FRACTION: MISC

nsample	FMC-15
samp_date	10/31/2007
lab_id	C7K020180008
qc_type	NM
Pct_Solids	74.0
DUP_OF:	

Parameter	units	Result	Val Qual	Qual Code
PERCENT SOLIDS	%	73.6		
PERCHLORATE	UG/KG	54.4	U	

nsample	FMC-15DL
samp_date	10/31/2007
lab_id	C7K020180008
qc_type	NM
Pct_Solids	74.0
DUP_OF:	

Parameter	units	Result	Val Qual	Qual Code
HEXAVALENT CHROMIUM	MG/KG	0.55	U	

nsample	FMC-16
samp_date	10/31/2007
lab_id	C7K020180009
qc_type	NM
Pct_Solids	73.0
DUP_OF:	

Parameter	units	Result	Val Qual	Qual Code
PERCENT SOLIDS	%	72.8		
PERCHLORATE	UG/KG	55	U	

PROJ_NO: 00998

SDG: C7K020180 MEDIA: SOIL DATA FRACTION: MISC

nsample	FMC-16DL	nsample	FMC-17	nsample	FMC-17DL
samp_date	10/31/2007	samp_date	10/31/2007	samp_date	10/31/2007
lab_id	C7K020180009	lab_id	C7K020180010	lab_id	C7K020180010
qc_type	NM	qc_type	NM	qc_type	NM
Pct_Solids	73.0	Pct_Solids	68.0	Pct_Solids	68.0
DUP_OF:		DUP_OF:		DUP_OF:	

Parameter	units	Result	Val Qual	Qual Code
HEXAVALENT CHROMIUM	MG/KG	0.57	U	

Parameter	units	Result	Val Qual	Qual Code
PERCENT SOLIDS	%	67.9		
PERCHLORATE	UG/KG	58.9	U	

Parameter	units	Result	Val Qual	Qual Code
HEXAVALENT CHROMIUM	MG/KG	0.58	U	

PROJ_NO: 00998

SDG: C7K020180 MEDIA: SOIL DATA FRACTION: MISC

nsample	FMC-18
samp_date	10/31/2007
lab_id	C7K020180011
qc_type	NM
Pct_Solids	30.0
DUP_OF:	

Parameter	units	Result	Val Qual	Qual Code
PERCENT SOLIDS	%	30		
PERCHLORATE	UG/KG	133	U	

nsample	FMC-18DL
samp_date	10/31/2007
lab_id	C7K020180011
qc_type	NM
Pct_Solids	30.0
DUP_OF:	

Parameter	units	Result	Val Qual	Qual Code
HEXAVALENT CHROMIUM	MG/KG	1.3	U	

nsample	FMC-19
samp_date	10/31/2007
lab_id	C7K020180012
qc_type	NM
Pct_Solids	32.0
DUP_OF:	

Parameter	units	Result	Val Qual	Qual Code
HEXAVALENT CHROMIUM	MG/KG	1.3	U	
PERCENT SOLIDS	%	31.9		
PERCHLORATE	UG/KG	125	U	

PROJ_NO: 00998

SDG: C7K020180 MEDIA: SOIL DATA FRACTION: MISC

nsample	FMC-20	nsample	FMC-21	nsample	FMC-21DL
samp_date	10/31/2007	samp_date	10/31/2007	samp_date	10/31/2007
lab_id	C7K020180013	lab_id	C7K020180014	lab_id	C7K020180014
qc_type	NM	qc_type	NM	qc_type	NM
Pct_Solids	27.0	Pct_Solids	76.0	Pct_Solids	76.0
DUP_OF:		DUP_OF:		DUP_OF:	

Parameter	units	Result	Val Qual	Qual Code
HEXAVALENT CHROMIUM	MG/KG	1.5	UJ	Y
PERCENT SOLIDS	%	27.3		
PERCHLORATE	UG/KG	146	UJ	Y

Parameter	units	Result	Val Qual	Qual Code
PERCENT SOLIDS	%	75.7		
PERCHLORATE	UG/KG	52.9	U	

Parameter	units	Result	Val Qual	Qual Code
HEXAVALENT CHROMIUM	MG/KG	0.53	U	

PROJ_NO: 00998

SDG: C7K020180 MEDIA: SOIL DATA FRACTION: MISC

nsample	FMC-22
samp_date	10/31/2007
lab_id	C7K020180015
qc_type	NM
Pct_Solids	75.0
DUP_OF:	

Parameter	units	Result	Val Qual	Qual Code
PERCENT SOLIDS	%	75.2		
PERCHLORATE	UG/KG	53.2	U	

nsample	FMC-22DL
samp_date	10/31/2007
lab_id	C7K020180015
qc_type	NM
Pct_Solids	75.0
DUP_OF:	

Parameter	units	Result	Val Qual	Qual Code
HEXAVALENT CHROMIUM	MG/KG	0.52	U	

nsample	FMC-23
samp_date	10/31/2007
lab_id	C7K020180016
qc_type	NM
Pct_Solids	71.0
DUP_OF:	

Parameter	units	Result	Val Qual	Qual Code
PERCENT SOLIDS	%	70.8		
PERCHLORATE	UG/KG	56.5	U	

PROJ_NO: 00998

SDG: C7K020180 MEDIA: SOIL DATA FRACTION: MISC

nsample	FMC-23DL
samp_date	10/31/2007
lab_id	C7K020180016
qc_type	NM
Pct_Solids	71.0
DUP_OF:	

Parameter	units	Result	Val Qual	Qual Code
HEXAVALENT CHROMIUM	MG/KG	0.57	U	

nsample	FMC-24
samp_date	10/30/2007
lab_id	C7K020180001
qc_type	NM
Pct_Solids	21.0
DUP_OF:	

Parameter	units	Result	Val Qual	Qual Code
PERCENT SOLIDS	%	21		
PERCHLORATE	UG/KG	190	UJ	Y

nsample	FMC-24DL
samp_date	10/30/2007
lab_id	C7K020180001
qc_type	NM
Pct_Solids	21.0
DUP_OF:	

Parameter	units	Result	Val Qual	Qual Code
HEXAVALENT CHROMIUM	MG/KG	1.9	UJ	Y

PROJ_NO: 00998

SDG: C7K020180 MEDIA: SOIL DATA FRACTION: MISC

nsample	FMC-25	nsample	FMC-26	nsample	FMC-26DL
samp_date	10/31/2007	samp_date	10/31/2007	samp_date	10/31/2007
lab_id	C7K020180023	lab_id	C7K020180024	lab_id	C7K020180024
qc_type	NM	qc_type	NM	qc_type	NM
Pct_Solids	26.0	Pct_Solids	30.0	Pct_Solids	30.0
DUP_OF:		DUP_OF:		DUP_OF:	

Parameter	units	Result	Val Qual	Qual Code
HEXAVALENT CHROMIUM	MG/KG	1.5	UJ	Y
PERCENT SOLIDS	%	26.1		
PERCHLORATE	UG/KG	153	UJ	Y

Parameter	units	Result	Val Qual	Qual Code
PERCENT SOLIDS	%	29.8		
PERCHLORATE	UG/KG	134	U	

Parameter	units	Result	Val Qual	Qual Code
HEXAVALENT CHROMIUM	MG/KG	1.4	U	

PROJ_NO: 00998

SDG: C7K020180 MEDIA: SOIL DATA FRACTION: MISC

nsample	FMC-3	nsample	FMC-3DL	nsample	FMC-4
samp_date	10/31/2007	samp_date	10/31/2007	samp_date	10/31/2007
lab_id	C7K020180017	lab_id	C7K020180017	lab_id	C7K020180018
qc_type	NM	qc_type	NM	qc_type	NM
Pct_Solids	65.0	Pct_Solids	65.0	Pct_Solids	45.0
DUP_OF:		DUP_OF:		DUP_OF:	

Parameter	units	Result	Val Qual	Qual Code
PERCENT SOLIDS	%	65.1		
PERCHLORATE	UG/KG	61.5	U	

Parameter	units	Result	Val Qual	Qual Code
HEXAVALENT CHROMIUM	MG/KG	0.6	U	

Parameter	units	Result	Val Qual	Qual Code
PERCENT SOLIDS	%	45		
PERCHLORATE	UG/KG	88.8	U	

PROJ_NO: 00998

SDG: C7K020180 MEDIA: SOIL DATA FRACTION: MISC

nsample	FMC-4DL	nsample	FMC-5	nsample	FMC-5DL
samp_date	10/31/2007	samp_date	10/31/2007	samp_date	10/31/2007
lab_id	C7K020180018	lab_id	C7K020180019	lab_id	C7K020180019
qc_type	NM	qc_type	NM	qc_type	NM
Pct_Solids	45.0	Pct_Solids	25.0	Pct_Solids	25.0
DUP_OF:		DUP_OF:		DUP_OF:	

Parameter	units	Result	Val Qual	Qual Code
HEXAVALENT CHROMIUM	MG/KG	0.91	U	

Parameter	units	Result	Val Qual	Qual Code
PERCENT SOLIDS	%	25.4		
PERCHLORATE	UG/KG	158	UJ	Y

Parameter	units	Result	Val Qual	Qual Code
HEXAVALENT CHROMIUM	MG/KG	1.6	UJ	Y

PROJ_NO: 00998

SDG: C7K020180 MEDIA: SOIL DATA FRACTION: MISC

nsample	FMC-6	nsample	FMC-6DL	nsample	FMC-7
samp_date	10/31/2007	samp_date	10/31/2007	samp_date	10/31/2007
lab_id	C7K020180020	lab_id	C7K020180020	lab_id	C7K020180021
qc_type	NM	qc_type	NM	qc_type	NM
Pct_Solids	64.0	Pct_Solids	64.0	Pct_Solids	26.0
DUP_OF:		DUP_OF:		DUP_OF:	

Parameter	units	Result	Val Qual	Qual Code
PERCENT SOLIDS	%	63.5		
PERCHLORATE	UG/KG	63	U	

Parameter	units	Result	Val Qual	Qual Code
HEXAVALENT CHROMIUM	MG/KG	0.62	U	

Parameter	units	Result	Val Qual	Qual Code
PERCENT SOLIDS	%	25.9		
PERCHLORATE	UG/KG	154	UJ	Y

PROJ_NO: 00998

SDG: C7K020180 MEDIA: SOIL DATA FRACTION: MISC

nsample	FMC-7DL	nsample	FMC-8	nsample	FMC-8DL
samp_date	10/31/2007	samp_date	10/31/2007	samp_date	10/31/2007
lab_id	C7K020180021	lab_id	C7K020180022	lab_id	C7K020180022
qc_type	NM	qc_type	NM	qc_type	NM
Pct_Solids	26.0	Pct_Solids	27.0	Pct_Solids	27.0
DUP_OF:		DUP_OF:		DUP_OF:	

Parameter	units	Result	Val Qual	Qual Code
HEXAVALENT CHROMIUM	MG/KG	1.6	UJ	Y

Parameter	units	Result	Val Qual	Qual Code
PERCENT SOLIDS	%	27		
PERCHLORATE	UG/KG	148	UJ	Y

Parameter	units	Result	Val Qual	Qual Code
HEXAVALENT CHROMIUM	MG/KG	1.4	UJ	Y

PROJ_NO: 00998

SDG: C7K020180 MEDIA: SOIL DATA FRACTION: MISC

nsample	FMC-9
samp_date	10/30/2007
lab_id	C7K020180002
qc_type	NM
Pct_Solids	26.0
DUP_OF:	

Parameter	units	Result	Val Qual	Qual Code
HEXAVALENT CHROMIUM	MG/KG	1.5	UJ	Y
PERCENT SOLIDS	%	26.3		
PERCHLORATE	UG/KG	152	UJ	Y

APPENDIX B
RESULTS AS REPORTED BY THE LABORATORY

Tetra Tech NUS, Inc

Client Sample ID: FMC-10

TOTAL Metals

Lot-Sample #...: C7K020180-003 Matrix.....: SOLID
Date Sampled...: 10/30/07 Date Received..: 11/02/07
% Moisture.....: 68

PARAMETER	RESULT	REPORTING LIMIT	UNITS	METHOD	PREPARATION-ANALYSIS DATE	WORK ORDER #
Prep Batch #...: 7320530						
Silver	0.75	0.32	mg/kg	SW846 6020	11/16-11/24/07	KAERF1AC
		Dilution Factor: 1		Analysis Time..: 18:46	Analyst ID.....: 400149	
		Instrument ID..: ICPMS		MS Run #.....: 7320265	MDL.....: 0.0076	
Arsenic	10.0	0.32	mg/kg	SW846 6020	11/16-11/24/07	KAERF1AD
		Dilution Factor: 1		Analysis Time..: 18:46	Analyst ID.....: 400149	
		Instrument ID..: ICPMS		MS Run #.....: 7320265	MDL.....: 0.052	
Beryllium	1.9	0.32	mg/kg	SW846 6020	11/16-11/24/07	KAERF1AE
		Dilution Factor: 1		Analysis Time..: 18:46	Analyst ID.....: 400149	
		Instrument ID..: ICPMS		MS Run #.....: 7320265	MDL.....: 0.012	
Cadmium	3.5	0.32	mg/kg	SW846 6020	11/16-11/24/07	KAERF1AF
		Dilution Factor: 1		Analysis Time..: 18:46	Analyst ID.....: 400149	
		Instrument ID..: ICPMS		MS Run #.....: 7320265	MDL.....: 0.029	
Chromium	117 J	0.63	mg/kg	SW846 6020	11/16-11/24/07	KAERF1AG
		Dilution Factor: 1		Analysis Time..: 18:46	Analyst ID.....: 400149	
		Instrument ID..: ICPMS		MS Run #.....: 7320265	MDL.....: 0.025	
Copper	213	0.63	mg/kg	SW846 6020	11/16-11/24/07	KAERF1AH
		Dilution Factor: 1		Analysis Time..: 18:46	Analyst ID.....: 400149	
		Instrument ID..: ICPMS		MS Run #.....: 7320265	MDL.....: 0.027	
Nickel	37.6	0.32	mg/kg	SW846 6020	11/16-11/24/07	KAERF1AJ
		Dilution Factor: 1		Analysis Time..: 18:46	Analyst ID.....: 400149	
		Instrument ID..: ICPMS		MS Run #.....: 7320265	MDL.....: 0.022	
Lead	114	0.32	mg/kg	SW846 6020	11/16-11/24/07	KAERF1AK
		Dilution Factor: 1		Analysis Time..: 18:46	Analyst ID.....: 400149	
		Instrument ID..: ICPMS		MS Run #.....: 7320265	MDL.....: 0.011	
Antimony	0.38 B	0.63	mg/kg	SW846 6020	11/16-11/24/07	KAERF1AL
		Dilution Factor: 1		Analysis Time..: 18:46	Analyst ID.....: 400149	
		Instrument ID..: ICPMS		MS Run #.....: 7320265	MDL.....: 0.010	

(Continued on next page)

Tetra Tech NUS, Inc

Client Sample ID: FMC-10

TOTAL Metals

Lot-Sample #...: C7K020180-003 Matrix.....: SOLID

PARAMETER	RESULT	REPORTING LIMIT	UNITS	METHOD	PREPARATION-ANALYSIS DATE	WORK ORDER #
Selenium	**2.6**	**1.6**	**mg/kg**	**SW846 6020**	**11/16-11/24/07**	**KAERF1AM**
		Dilution Factor: 1		Analysis Time..: 18:46	Analyst ID.....: 400149	
		Instrument ID..: ICPMS		MS Run #.....: 7320265	MDL.....: 0.13	
Thallium	**0.23 B,J**	**0.32**	**mg/kg**	**SW846 6020**	**11/16-11/24/07**	**KAERF1AN**
		Dilution Factor: 1		Analysis Time..: 18:46	Analyst ID.....: 400149	
		Instrument ID..: ICPMS		MS Run #.....: 7320265	MDL.....: 0.0063	
Zinc	**289 J**	**1.6**	**mg/kg**	**SW846 6020**	**11/16-11/24/07**	**KAERF1AP**
		Dilution Factor: 1		Analysis Time..: 18:46	Analyst ID.....: 400149	
		Instrument ID..: ICPMS		MS Run #.....: 7320265	MDL.....: 0.037	
Prep Batch #...: 7325029						
Mercury	**0.37**	**0.052**	**mg/kg**	**SW846 7471A**	**11/21/07**	**KAERF1AQ**
		Dilution Factor: 0.5		Analysis Time..: 08:12	Analyst ID.....: 031043	
		Instrument ID..: HGHYDRA		MS Run #.....: 7325018	MDL.....: 0.011	

NOTE(S):

Results and reporting limits have been adjusted for dry weight.

J Method blank contamination. The associated method blank contains the target analyte at a reportable level.

B Estimated result. Result is less than RL.

Tetra Tech NUS, Inc

Client Sample ID: FMC-11

TOTAL Metals

Lot-Sample #...: C7K020180-004
Date Sampled...: 10/30/07 Date Received..: 11/02/07
% Moisture.....: 75
Matrix.....: SOLID

PARAMETER	RESULT	REPORTING LIMIT	UNITS	METHOD	PREPARATION-ANALYSIS DATE	WORK ORDER #
Prep Batch #...: 7320530						
Silver	0.63	0.40	mg/kg	SW846 6020	11/16-11/24/07	KAERJ1AC
		Dilution Factor: 1		Analysis Time..: 18:50	Analyst ID.....: 400149	
		Instrument ID..: ICPMS		MS Run #.....: 7320265	MDL.....: 0.0095	
Arsenic	10.3	0.40	mg/kg	SW846 6020	11/16-11/24/07	KAERJ1AD
		Dilution Factor: 1		Analysis Time..: 18:50	Analyst ID.....: 400149	
		Instrument ID..: ICPMS		MS Run #.....: 7320265	MDL.....: 0.065	
Beryllium	1.8	0.40	mg/kg	SW846 6020	11/16-11/24/07	KAERJ1AE
		Dilution Factor: 1		Analysis Time..: 18:50	Analyst ID.....: 400149	
		Instrument ID..: ICPMS		MS Run #.....: 7320265	MDL.....: 0.015	
Cadmium	3.7	0.40	mg/kg	SW846 6020	11/16-11/24/07	KAERJ1AF
		Dilution Factor: 1		Analysis Time..: 18:50	Analyst ID.....: 400149	
		Instrument ID..: ICPMS		MS Run #.....: 7320265	MDL.....: 0.036	
Chromium	99.3 J	0.79	mg/kg	SW846 6020	11/16-11/24/07	KAERJ1AG
		Dilution Factor: 1		Analysis Time..: 18:50	Analyst ID.....: 400149	
		Instrument ID..: ICPMS		MS Run #.....: 7320265	MDL.....: 0.032	
Copper	229	0.79	mg/kg	SW846 6020	11/16-11/24/07	KAERJ1AH
		Dilution Factor: 1		Analysis Time..: 18:50	Analyst ID.....: 400149	
		Instrument ID..: ICPMS		MS Run #.....: 7320265	MDL.....: 0.034	
Nickel	35.1	0.40	mg/kg	SW846 6020	11/16-11/24/07	KAERJ1AJ
		Dilution Factor: 1		Analysis Time..: 18:50	Analyst ID.....: 400149	
		Instrument ID..: ICPMS		MS Run #.....: 7320265	MDL.....: 0.027	
Lead	97.5	0.40	mg/kg	SW846 6020	11/16-11/24/07	KAERJ1AK
		Dilution Factor: 1		Analysis Time..: 18:50	Analyst ID.....: 400149	
		Instrument ID..: ICPMS		MS Run #.....: 7320265	MDL.....: 0.013	
Antimony	0.27 B	0.79	mg/kg	SW846 6020	11/16-11/24/07	KAERJ1AL
		Dilution Factor: 1		Analysis Time..: 18:50	Analyst ID.....: 400149	
		Instrument ID..: ICPMS		MS Run #.....: 7320265	MDL.....: 0.013	

(Continued on next page)

Tetra Tech NUS, Inc

Client Sample ID: FMC-11

TOTAL Metals

Lot-Sample #...: C7K020180-004 Matrix.....: SOLID

PARAMETER	RESULT	REPORTING LIMIT	UNITS	METHOD	PREPARATION-ANALYSIS DATE	WORK ORDER #
Selenium	2.6	2.0	mg/kg	SW846 6020	11/16-11/24/07	KAERJ1AM
		Dilution Factor: 1		Analysis Time..: 18:50	Analyst ID.....: 400149	
		Instrument ID..: ICPMS		MS Run #.....: 7320265	MDL.....: 0.16	
Thallium	0.22 B,J	0.40	mg/kg	SW846 6020	11/16-11/24/07	KAERJ1AN
		Dilution Factor: 1		Analysis Time..: 18:50	Analyst ID.....: 400149	
		Instrument ID..: ICPMS		MS Run #.....: 7320265	MDL.....: 0.0079	
Zinc	316 J	2.0	mg/kg	SW846 6020	11/16-11/24/07	KAERJ1AP
		Dilution Factor: 1		Analysis Time..: 18:50	Analyst ID.....: 400149	
		Instrument ID..: ICPMS		MS Run #.....: 7320265	MDL.....: 0.046	
Prep Batch #...: 7325029						
Mercury	0.45	0.065	mg/kg	SW846 7471A	11/21/07	KAERJ1AQ
		Dilution Factor: 0.5		Analysis Time..: 08:14	Analyst ID.....: 031043	
		Instrument ID..: HGHYDRA		MS Run #.....: 7325018	MDL.....: 0.014	

NOTE(S):

Results and reporting limits have been adjusted for dry weight.

J Method blank contamination. The associated method blank contains the target analyte at a reportable level.

B Estimated result. Result is less than RL.

Tetra Tech NUS, Inc

Client Sample ID: FMC-12

TOTAL Metals

Lot-Sample #...: C7K020180-005 **Matrix.....:** SOLID
Date Sampled...: 10/30/07 **Date Received..:** 11/02/07
% Moisture.....: 60

PARAMETER	RESULT	REPORTING LIMIT	UNITS	METHOD	PREPARATION-ANALYSIS DATE	WORK ORDER #
Prep Batch #...: 7320530						
Silver	**0.39**	**0.25**	**mg/kg**	**SW846 6020**	**11/16-11/24/07**	**KAERM1AC**
		Dilution Factor: 1		Analysis Time..: 18:54	Analyst ID.....: 400149	
		Instrument ID..: ICPMS		MS Run #.....: 7320265	MDL.....: 0.0061	
Arsenic	**6.5**	**0.25**	**mg/kg**	**SW846 6020**	**11/16-11/24/07**	**KAERM1AD**
		Dilution Factor: 1		Analysis Time..: 18:54	Analyst ID.....: 400149	
		Instrument ID..: ICPMS		MS Run #.....: 7320265	MDL.....: 0.042	
Beryllium	**1.1**	**0.25**	**mg/kg**	**SW846 6020**	**11/16-11/24/07**	**KAERM1AE**
		Dilution Factor: 1		Analysis Time..: 18:54	Analyst ID.....: 400149	
		Instrument ID..: ICPMS		MS Run #.....: 7320265	MDL.....: 0.0093	
Cadmium	**2.7**	**0.25**	**mg/kg**	**SW846 6020**	**11/16-11/24/07**	**KAERM1AF**
		Dilution Factor: 1		Analysis Time..: 18:54	Analyst ID.....: 400149	
		Instrument ID..: ICPMS		MS Run #.....: 7320265	MDL.....: 0.023	
Chromium	**61.7 J**	**0.51**	**mg/kg**	**SW846 6020**	**11/16-11/24/07**	**KAERM1AG**
		Dilution Factor: 1		Analysis Time..: 18:54	Analyst ID.....: 400149	
		Instrument ID..: ICPMS		MS Run #.....: 7320265	MDL.....: 0.020	
Copper	**141**	**0.51**	**mg/kg**	**SW846 6020**	**11/16-11/24/07**	**KAERM1AH**
		Dilution Factor: 1		Analysis Time..: 18:54	Analyst ID.....: 400149	
		Instrument ID..: ICPMS		MS Run #.....: 7320265	MDL.....: 0.021	
Nickel	**21.0**	**0.25**	**mg/kg**	**SW846 6020**	**11/16-11/24/07**	**KAERM1AJ**
		Dilution Factor: 1		Analysis Time..: 18:54	Analyst ID.....: 400149	
		Instrument ID..: ICPMS		MS Run #.....: 7320265	MDL.....: 0.017	
Lead	**60.2**	**0.25**	**mg/kg**	**SW846 6020**	**11/16-11/24/07**	**KAERM1AK**
		Dilution Factor: 1		Analysis Time..: 18:54	Analyst ID.....: 400149	
		Instrument ID..: ICPMS		MS Run #.....: 7320265	MDL.....: 0.0086	
Antimony	**0.16 B**	**0.51**	**mg/kg**	**SW846 6020**	**11/16-11/24/07**	**KAERM1AL**
		Dilution Factor: 1		Analysis Time..: 18:54	Analyst ID.....: 400149	
		Instrument ID..: ICPMS		MS Run #.....: 7320265	MDL.....: 0.0083	

(Continued on next page)

Tetra Tech NUS, Inc

Client Sample ID: FMC-12

TOTAL Metals

Lot-Sample #...: C7K020180-005 Matrix.....: SOLID

PARAMETER	RESULT	REPORTING LIMIT	UNITS	METHOD	PREPARATION-ANALYSIS DATE	WORK ORDER #
Selenium	1.6	1.3	mg/kg	SW846 6020	11/16-11/24/07	KAERM1AM
		Dilution Factor: 1		Analysis Time..: 18:54	Analyst ID.....: 400149	
		Instrument ID..: ICPMS		MS Run #.....: 7320265	MDL.....: 0.10	
Thallium	0.13 B,J	0.25	mg/kg	SW846 6020	11/16-11/24/07	KAERM1AN
		Dilution Factor: 1		Analysis Time..: 18:54	Analyst ID.....: 400149	
		Instrument ID..: ICPMS		MS Run #.....: 7320265	MDL.....: 0.0051	
Zinc	182 J	1.3	mg/kg	SW846 6020	11/16-11/24/07	KAERM1AP
		Dilution Factor: 1		Analysis Time..: 18:54	Analyst ID.....: 400149	
		Instrument ID..: ICPMS		MS Run #.....: 7320265	MDL.....: 0.030	
Prep Batch #...: 7325029						
Mercury	0.25	0.042	mg/kg	SW846 7471A	11/21/07	KAERM1AQ
		Dilution Factor: 0.5		Analysis Time..: 08:15	Analyst ID.....: 031043	
		Instrument ID..: HGHYDRA		MS Run #.....: 7325018	MDL.....: 0.0090	

NOTE(S):

Results and reporting limits have been adjusted for dry weight.

J Method blank contamination. The associated method blank contains the target analyte at a reportable level.

B Estimated result. Result is less than RL.

Tetra Tech NUS, Inc

Client Sample ID: FMC-13

TOTAL Metals

Lot-Sample #...: C7K020180-006 Matrix.....: SOLID
Date Sampled...: 10/30/07 Date Received..: 11/02/07
% Moisture.....: 70

PARAMETER	RESULT	REPORTING LIMIT	UNITS	METHOD	PREPARATION-ANALYSIS DATE	WORK ORDER #
Prep Batch #...: 7320530						
Silver	0.58	0.33	mg/kg	SW846 6020	11/16-11/24/07	KAERT1AC
		Dilution Factor: 1		Analysis Time..: 18:59	Analyst ID.....: 400149	
		Instrument ID..: ICPMS		MS Run #.....: 7320265	MDL.....: 0.0080	
Arsenic	9.4	0.33	mg/kg	SW846 6020	11/16-11/24/07	KAERT1AD
		Dilution Factor: 1		Analysis Time..: 18:59	Analyst ID.....: 400149	
		Instrument ID..: ICPMS		MS Run #.....: 7320265	MDL.....: 0.055	
Beryllium	1.6	0.33	mg/kg	SW846 6020	11/16-11/24/07	KAERT1AE
		Dilution Factor: 1		Analysis Time..: 18:59	Analyst ID.....: 400149	
		Instrument ID..: ICPMS		MS Run #.....: 7320265	MDL.....: 0.012	
Cadmium	3.2	0.33	mg/kg	SW846 6020	11/16-11/24/07	KAERT1AF
		Dilution Factor: 1		Analysis Time..: 18:59	Analyst ID.....: 400149	
		Instrument ID..: ICPMS		MS Run #.....: 7320265	MDL.....: 0.030	
Chromium	90.0 J	0.67	mg/kg	SW846 6020	11/16-11/24/07	KAERT1AG
		Dilution Factor: 1		Analysis Time..: 18:59	Analyst ID.....: 400149	
		Instrument ID..: ICPMS		MS Run #.....: 7320265	MDL.....: 0.027	
Copper	184	0.67	mg/kg	SW846 6020	11/16-11/24/07	KAERT1AH
		Dilution Factor: 1		Analysis Time..: 18:59	Analyst ID.....: 400149	
		Instrument ID..: ICPMS		MS Run #.....: 7320265	MDL.....: 0.028	
Nickel	31.4	0.33	mg/kg	SW846 6020	11/16-11/24/07	KAERT1AJ
		Dilution Factor: 1		Analysis Time..: 18:59	Analyst ID.....: 400149	
		Instrument ID..: ICPMS		MS Run #.....: 7320265	MDL.....: 0.023	
Lead	85.7	0.33	mg/kg	SW846 6020	11/16-11/24/07	KAERT1AK
		Dilution Factor: 1		Analysis Time..: 18:59	Analyst ID.....: 400149	
		Instrument ID..: ICPMS		MS Run #.....: 7320265	MDL.....: 0.011	
Antimony	0.19 B	0.67	mg/kg	SW846 6020	11/16-11/24/07	KAERT1AL
		Dilution Factor: 1		Analysis Time..: 18:59	Analyst ID.....: 400149	
		Instrument ID..: ICPMS		MS Run #.....: 7320265	MDL.....: 0.011	

(Continued on next page)

Tetra Tech NUS, Inc

Client Sample ID: FMC-13

TOTAL Metals

Lot-Sample #...: C7K020180-006 **Matrix.....:** SOLID

PARAMETER	RESULT	REPORTING LIMIT	UNITS	METHOD	PREPARATION-ANALYSIS DATE	WORK ORDER #
Selenium	**2.3**	**1.7**	**mg/kg**	**SW846 6020**	**11/16-11/24/07**	**KAERT1AM**
		Dilution Factor: 1		Analysis Time..: 18:59	Analyst ID.....: 400149	
		Instrument ID..: ICPMS		MS Run #.....: 7320265	MDL.....: 0.14	
Thallium	**0.18 B,J**	**0.33**	**mg/kg**	**SW846 6020**	**11/16-11/24/07**	**KAERT1AN**
		Dilution Factor: 1		Analysis Time..: 18:59	Analyst ID.....: 400149	
		Instrument ID..: ICPMS		MS Run #.....: 7320265	MDL.....: 0.0067	
Zinc	**257 J**	**1.7**	**mg/kg**	**SW846 6020**	**11/16-11/24/07**	**KAERT1AP**
		Dilution Factor: 1		Analysis Time..: 18:59	Analyst ID.....: 400149	
		Instrument ID..: ICPMS		MS Run #.....: 7320265	MDL.....: 0.039	
Prep Batch #...: 7325029						
Mercury	**0.44**	**0.055**	**mg/kg**	**SW846 7471A**	**11/21/07**	**KAERT1AQ**
		Dilution Factor: 0.5		Analysis Time..: 08:17	Analyst ID.....: 031043	
		Instrument ID..: HGHYDRA		MS Run #.....: 7325018	MDL.....: 0.012	

NOTE(S):

Results and reporting limits have been adjusted for dry weight.

J Method blank contamination. The associated method blank contains the target analyte at a reportable level.

B Estimated result. Result is less than RL.

Tetra Tech NUS, Inc

Client Sample ID: FMC-14

TOTAL Metals

Lot-Sample #...: C7K020180-007 **Matrix.....:** SOLID
Date Sampled...: 10/30/07 **Date Received..:** 11/02/07
% Moisture.....: 72

PARAMETER	RESULT	REPORTING LIMIT	UNITS	METHOD	PREPARATION-ANALYSIS DATE	WORK ORDER #
Prep Batch #...: 7320530						
Silver	**0.73**	**0.36**	**mg/kg**	**SW846 6020**	**11/16-11/24/07**	**KAER01AC**
		Dilution Factor: 1		Analysis Time..: 19:03	Analyst ID.....: 400149	
		Instrument ID..: ICPMS		MS Run #.....: 7320265	MDL.....: 0.0086	
Arsenic	**11.3**	**0.36**	**mg/kg**	**SW846 6020**	**11/16-11/24/07**	**KAER01AD**
		Dilution Factor: 1		Analysis Time..: 19:03	Analyst ID.....: 400149	
		Instrument ID..: ICPMS		MS Run #.....: 7320265	MDL.....: 0.059	
Beryllium	**2.1**	**0.36**	**mg/kg**	**SW846 6020**	**11/16-11/24/07**	**KAER01AE**
		Dilution Factor: 1		Analysis Time..: 19:03	Analyst ID.....: 400149	
		Instrument ID..: ICPMS		MS Run #.....: 7320265	MDL.....: 0.013	
Cadmium	**4.3**	**0.36**	**mg/kg**	**SW846 6020**	**11/16-11/24/07**	**KAER01AF**
		Dilution Factor: 1		Analysis Time..: 19:03	Analyst ID.....: 400149	
		Instrument ID..: ICPMS		MS Run #.....: 7320265	MDL.....: 0.033	
Chromium	**119 J**	**0.72**	**mg/kg**	**SW846 6020**	**11/16-11/24/07**	**KAER01AG**
		Dilution Factor: 1		Analysis Time..: 19:03	Analyst ID.....: 400149	
		Instrument ID..: ICPMS		MS Run #.....: 7320265	MDL.....: 0.029	
Copper	**234**	**0.72**	**mg/kg**	**SW846 6020**	**11/16-11/24/07**	**KAER01AH**
		Dilution Factor: 1		Analysis Time..: 19:03	Analyst ID.....: 400149	
		Instrument ID..: ICPMS		MS Run #.....: 7320265	MDL.....: 0.031	
Nickel	**41.5**	**0.36**	**mg/kg**	**SW846 6020**	**11/16-11/24/07**	**KAER01AJ**
		Dilution Factor: 1		Analysis Time..: 19:03	Analyst ID.....: 400149	
		Instrument ID..: ICPMS		MS Run #.....: 7320265	MDL.....: 0.024	
Lead	**114**	**0.36**	**mg/kg**	**SW846 6020**	**11/16-11/24/07**	**KAER01AK**
		Dilution Factor: 1		Analysis Time..: 19:03	Analyst ID.....: 400149	
		Instrument ID..: ICPMS		MS Run #.....: 7320265	MDL.....: 0.012	
Antimony	**0.31 B**	**0.72**	**mg/kg**	**SW846 6020**	**11/16-11/24/07**	**KAER01AL**
		Dilution Factor: 1		Analysis Time..: 19:03	Analyst ID.....: 400149	
		Instrument ID..: ICPMS		MS Run #.....: 7320265	MDL.....: 0.012	

(Continued on next page)

Tetra Tech NUS, Inc

Client Sample ID: FMC-14

TOTAL Metals

Lot-Sample #...: C7K020180-007 **Matrix.....:** SOLID

PARAMETER	RESULT	REPORTING LIMIT	UNITS	METHOD	PREPARATION-ANALYSIS DATE	WORK ORDER #
Selenium	**2.8**	**1.8**	**mg/kg**	**SW846 6020**	**11/16-11/24/07**	**KAER01AM**
		Dilution Factor: 1		Analysis Time..: 19:03	Analyst ID.....: 400149	
		Instrument ID..: ICPMS		MS Run #.....: 7320265	MDL.....: 0.15	
Thallium	**0.24 B,J**	**0.36**	**mg/kg**	**SW846 6020**	**11/16-11/24/07**	**KAER01AN**
		Dilution Factor: 1		Analysis Time..: 19:03	Analyst ID.....: 400149	
		Instrument ID..: ICPMS		MS Run #.....: 7320265	MDL.....: 0.0072	
Zinc	**329 J**	**1.8**	**mg/kg**	**SW846 6020**	**11/16-11/24/07**	**KAER01AP**
		Dilution Factor: 1		Analysis Time..: 19:03	Analyst ID.....: 400149	
		Instrument ID..: ICPMS		MS Run #.....: 7320265	MDL.....: 0.042	
Prep Batch #...: 7325029						
Mercury	**0.44**	**0.059**	**mg/kg**	**SW846 7471A**	**11/21/07**	**KAER01AQ**
		Dilution Factor: 0.5		Analysis Time..: 08:19	Analyst ID.....: 031043	
		Instrument ID..: HGHYDRA		MS Run #.....: 7325018	MDL.....: 0.013	

NOTE(S):

Results and reporting limits have been adjusted for dry weight.

J Method blank contamination. The associated method blank contains the target analyte at a reportable level.

B Estimated result. Result is less than RL.

Tetra Tech NUS, Inc

Client Sample ID: FMC-15

TOTAL Metals

Lot-Sample #...: C7K020180-008 **Matrix.....:** SOLID
Date Sampled...: 10/31/07 **Date Received..:** 11/02/07
% Moisture.....: 26

PARAMETER	RESULT	REPORTING LIMIT	UNITS	METHOD	PREPARATION-ANALYSIS DATE	WORK ORDER #
Prep Batch #...: 7320530						
Silver	**0.017 B**	**0.14**	**mg/kg**	**SW846 6020**	**11/16-11/24/07**	**KAETX1AC**
		Dilution Factor: 1		Analysis Time..: 19:07	Analyst ID.....: 400149	
		Instrument ID..: ICPMS		MS Run #.....: 7320265	MDL.....: 0.0033	
Arsenic	**0.67**	**0.14**	**mg/kg**	**SW846 6020**	**11/16-11/24/07**	**KAETX1AD**
		Dilution Factor: 1		Analysis Time..: 19:07	Analyst ID.....: 400149	
		Instrument ID..: ICPMS		MS Run #.....: 7320265	MDL.....: 0.022	
Beryllium	**0.063 B**	**0.14**	**mg/kg**	**SW846 6020**	**11/16-11/24/07**	**KAETX1AE**
		Dilution Factor: 1		Analysis Time..: 19:07	Analyst ID.....: 400149	
		Instrument ID..: ICPMS		MS Run #.....: 7320265	MDL.....: 0.0050	
Cadmium	**0.12 B**	**0.14**	**mg/kg**	**SW846 6020**	**11/16-11/24/07**	**KAETX1AF**
		Dilution Factor: 1		Analysis Time..: 19:07	Analyst ID.....: 400149	
		Instrument ID..: ICPMS		MS Run #.....: 7320265	MDL.....: 0.012	
Chromium	**4.4 J**	**0.27**	**mg/kg**	**SW846 6020**	**11/16-11/24/07**	**KAETX1AG**
		Dilution Factor: 1		Analysis Time..: 19:07	Analyst ID.....: 400149	
		Instrument ID..: ICPMS		MS Run #.....: 7320265	MDL.....: 0.011	
Copper	**7.2**	**0.27**	**mg/kg**	**SW846 6020**	**11/16-11/24/07**	**KAETX1AH**
		Dilution Factor: 1		Analysis Time..: 19:07	Analyst ID.....: 400149	
		Instrument ID..: ICPMS		MS Run #.....: 7320265	MDL.....: 0.012	
Nickel	**1.3**	**0.14**	**mg/kg**	**SW846 6020**	**11/16-11/24/07**	**KAETX1AJ**
		Dilution Factor: 1		Analysis Time..: 19:07	Analyst ID.....: 400149	
		Instrument ID..: ICPMS		MS Run #.....: 7320265	MDL.....: 0.0092	
Lead	**4.0**	**0.14**	**mg/kg**	**SW846 6020**	**11/16-11/24/07**	**KAETX1AK**
		Dilution Factor: 1		Analysis Time..: 19:07	Analyst ID.....: 400149	
		Instrument ID..: ICPMS		MS Run #.....: 7320265	MDL.....: 0.0046	
Antimony	**0.018 B**	**0.27**	**mg/kg**	**SW846 6020**	**11/16-11/24/07**	**KAETX1AL**
		Dilution Factor: 1		Analysis Time..: 19:07	Analyst ID.....: 400149	
		Instrument ID..: ICPMS		MS Run #.....: 7320265	MDL.....: 0.0045	

(Continued on next page)

Tetra Tech NUS, Inc

Client Sample ID: FMC-15

TOTAL Metals

Lot-Sample #...: C7K020180-008 Matrix.....: SOLID

PARAMETER	RESULT	REPORTING LIMIT	UNITS	METHOD	PREPARATION-ANALYSIS DATE	WORK ORDER #
Selenium	0.23 B	0.68	mg/kg	SW846 6020	11/16-11/24/07	KAETX1AM
		Dilution Factor: 1		Analysis Time..: 19:07	Analyst ID.....: 400149	
		Instrument ID..: ICPMS		MS Run #.....: 7320265	MDL.....: 0.055	
Thallium	0.011 B,J	0.14	mg/kg	SW846 6020	11/16-11/24/07	KAETX1AN
		Dilution Factor: 1		Analysis Time..: 19:07	Analyst ID.....: 400149	
		Instrument ID..: ICPMS		MS Run #.....: 7320265	MDL.....: 0.0027	
Zinc	10.5 J	0.68	mg/kg	SW846 6020	11/16-11/24/07	KAETX1AP
		Dilution Factor: 1		Analysis Time..: 19:07	Analyst ID.....: 400149	
		Instrument ID..: ICPMS		MS Run #.....: 7320265	MDL.....: 0.016	
Prep Batch #...: 7325029						
Mercury	0.011 B	0.031	mg/kg	SW846 7471A	11/21/07	KAETX1AQ
		Dilution Factor: 0.69		Analysis Time..: 08:20	Analyst ID.....: 031043	
		Instrument ID..: HGHYDRA		MS Run #.....: 7325018	MDL.....: 0.0067	

NOTE(S):

Results and reporting limits have been adjusted for dry weight.

B Estimated result. Result is less than RL.

J Method blank contamination. The associated method blank contains the target analyte at a reportable level.

Tetra Tech NUS, Inc

Client Sample ID: FMC-16

TOTAL Metals

Lot-Sample #...: C7K020180-009 Matrix.....: SOLID
Date Sampled...: 10/31/07 Date Received..: 11/02/07
% Moisture.....: 27

PARAMETER	RESULT	REPORTING LIMIT	UNITS	METHOD	PREPARATION-ANALYSIS DATE	WORK ORDER #
Prep Batch #...: 7320530						
Silver	0.020 B	0.14	mg/kg	SW846 6020	11/16-11/24/07	KAET31AC
		Dilution Factor: 1		Analysis Time..: 19:11	Analyst ID.....: 400149	
		Instrument ID..: ICPMS		MS Run #.....: 7320265	MDL.....: 0.0033	
Arsenic	0.40	0.14	mg/kg	SW846 6020	11/16-11/24/07	KAET31AD
		Dilution Factor: 1		Analysis Time..: 19:11	Analyst ID.....: 400149	
		Instrument ID..: ICPMS		MS Run #.....: 7320265	MDL.....: 0.023	
Beryllium	0.052 B	0.14	mg/kg	SW846 6020	11/16-11/24/07	KAET31AE
		Dilution Factor: 1		Analysis Time..: 19:11	Analyst ID.....: 400149	
		Instrument ID..: ICPMS		MS Run #.....: 7320265	MDL.....: 0.0051	
Cadmium	0.11 B	0.14	mg/kg	SW846 6020	11/16-11/24/07	KAET31AF
		Dilution Factor: 1		Analysis Time..: 19:11	Analyst ID.....: 400149	
		Instrument ID..: ICPMS		MS Run #.....: 7320265	MDL.....: 0.013	
Chromium	4.1 J	0.27	mg/kg	SW846 6020	11/16-11/24/07	KAET31AG
		Dilution Factor: 1		Analysis Time..: 19:11	Analyst ID.....: 400149	
		Instrument ID..: ICPMS		MS Run #.....: 7320265	MDL.....: 0.011	
Copper	6.6	0.27	mg/kg	SW846 6020	11/16-11/24/07	KAET31AH
		Dilution Factor: 1		Analysis Time..: 19:11	Analyst ID.....: 400149	
		Instrument ID..: ICPMS		MS Run #.....: 7320265	MDL.....: 0.012	
Nickel	1.3	0.14	mg/kg	SW846 6020	11/16-11/24/07	KAET31AJ
		Dilution Factor: 1		Analysis Time..: 19:11	Analyst ID.....: 400149	
		Instrument ID..: ICPMS		MS Run #.....: 7320265	MDL.....: 0.0093	
Lead	3.7	0.14	mg/kg	SW846 6020	11/16-11/24/07	KAET31AK
		Dilution Factor: 1		Analysis Time..: 19:11	Analyst ID.....: 400149	
		Instrument ID..: ICPMS		MS Run #.....: 7320265	MDL.....: 0.0047	
Antimony	0.025 B	0.27	mg/kg	SW846 6020	11/16-11/24/07	KAET31AL
		Dilution Factor: 1		Analysis Time..: 19:11	Analyst ID.....: 400149	
		Instrument ID..: ICPMS		MS Run #.....: 7320265	MDL.....: 0.0045	

(Continued on next page)

Tetra Tech NUS, Inc

Client Sample ID: FMC-16

TOTAL Metals

Lot-Sample #...: C7K020180-009 **Matrix.....:** SOLID

PARAMETER	RESULT	REPORTING LIMIT	UNITS	METHOD	PREPARATION-ANALYSIS DATE	WORK ORDER #
Selenium	**0.22 B**	**0.69**	**mg/kg**	**SW846 6020**	**11/16-11/24/07**	**KAET31AM**
		Dilution Factor: 1		Analysis Time..: 19:11	Analyst ID.....: 400149	
		Instrument ID..: ICPMS		MS Run #.....: 7320265	MDL.....: 0.056	
Thallium	**0.013 B,J**	**0.14**	**mg/kg**	**SW846 6020**	**11/16-11/24/07**	**KAET31AN**
		Dilution Factor: 1		Analysis Time..: 19:11	Analyst ID.....: 400149	
		Instrument ID..: ICPMS		MS Run #.....: 7320265	MDL.....: 0.0027	
Zinc	**13.9 J**	**0.69**	**mg/kg**	**SW846 6020**	**11/16-11/24/07**	**KAET31AP**
		Dilution Factor: 1		Analysis Time..: 19:11	Analyst ID.....: 400149	
		Instrument ID..: ICPMS		MS Run #.....: 7320265	MDL.....: 0.016	
Prep Batch #...: 7325029						
Mercury	**0.010 B**	**0.031**	**mg/kg**	**SW846 7471A**	**11/21/07**	**KAET31AQ**
		Dilution Factor: 0.69		Analysis Time..: 08:25	Analyst ID.....: 031043	
		Instrument ID..: HGHYDRA		MS Run #.....: 7325018	MDL.....: 0.0067	

NOTE(S):

Results and reporting limits have been adjusted for dry weight.

B Estimated result. Result is less than RL.

J Method blank contamination. The associated method blank contains the target analyte at a reportable level.

Tetra Tech NUS, Inc

Client Sample ID: FMC-17

TOTAL Metals

Lot-Sample #...: C7K020180-010 Matrix.....: SOLID
Date Sampled...: 10/31/07 Date Received..: 11/02/07
% Moisture.....: 32

PARAMETER	RESULT	REPORTING LIMIT	UNITS	METHOD	PREPARATION-ANALYSIS DATE	WORK ORDER #
Prep Batch #...: 7320530						
Silver	0.065 B	0.15	mg/kg	SW846 6020	11/16-11/24/07	KAET71AC
		Dilution Factor: 1		Analysis Time..: 19:16	Analyst ID.....: 400149	
		Instrument ID..: ICPMS		MS Run #.....: 7320265	MDL.....: 0.0035	
Arsenic	1.3	0.15	mg/kg	SW846 6020	11/16-11/24/07	KAET71AD
		Dilution Factor: 1		Analysis Time..: 19:16	Analyst ID.....: 400149	
		Instrument ID..: ICPMS		MS Run #.....: 7320265	MDL.....: 0.024	
Beryllium	0.16	0.15	mg/kg	SW846 6020	11/16-11/24/07	KAET71AE
		Dilution Factor: 1		Analysis Time..: 19:16	Analyst ID.....: 400149	
		Instrument ID..: ICPMS		MS Run #.....: 7320265	MDL.....: 0.0054	
Cadmium	0.39	0.15	mg/kg	SW846 6020	11/16-11/24/07	KAET71AF
		Dilution Factor: 1		Analysis Time..: 19:16	Analyst ID.....: 400149	
		Instrument ID..: ICPMS		MS Run #.....: 7320265	MDL.....: 0.013	
Chromium	12.0 J	0.29	mg/kg	SW846 6020	11/16-11/24/07	KAET71AG
		Dilution Factor: 1		Analysis Time..: 19:16	Analyst ID.....: 400149	
		Instrument ID..: ICPMS		MS Run #.....: 7320265	MDL.....: 0.012	
Copper	24.0	0.29	mg/kg	SW846 6020	11/16-11/24/07	KAET71AH
		Dilution Factor: 1		Analysis Time..: 19:16	Analyst ID.....: 400149	
		Instrument ID..: ICPMS		MS Run #.....: 7320265	MDL.....: 0.013	
Nickel	3.7	0.15	mg/kg	SW846 6020	11/16-11/24/07	KAET71AJ
		Dilution Factor: 1		Analysis Time..: 19:16	Analyst ID.....: 400149	
		Instrument ID..: ICPMS		MS Run #.....: 7320265	MDL.....: 0.010	
Lead	10.7	0.15	mg/kg	SW846 6020	11/16-11/24/07	KAET71AK
		Dilution Factor: 1		Analysis Time..: 19:16	Analyst ID.....: 400149	
		Instrument ID..: ICPMS		MS Run #.....: 7320265	MDL.....: 0.0050	
Antimony	0.039 B	0.29	mg/kg	SW846 6020	11/16-11/24/07	KAET71AL
		Dilution Factor: 1		Analysis Time..: 19:16	Analyst ID.....: 400149	
		Instrument ID..: ICPMS		MS Run #.....: 7320265	MDL.....: 0.0049	

(Continued on next page)

Tetra Tech NUS, Inc

Client Sample ID: FMC-17

TOTAL Metals

Lot-Sample #...: C7K020180-010 Matrix.....: SOLID

PARAMETER	RESULT	REPORTING LIMIT	UNITS	METHOD	PREPARATION-ANALYSIS DATE	WORK ORDER #
Selenium	0.44 B	0.74	mg/kg	SW846 6020	11/16-11/24/07	KAET71AM
		Dilution Factor: 1		Analysis Time..: 19:16	Analyst ID.....: 400149	
		Instrument ID..: ICPMS		MS Run #.....: 7320265	MDL.....: 0.060	
Thallium	0.032 B,J	0.15	mg/kg	SW846 6020	11/16-11/24/07	KAET71AN
		Dilution Factor: 1		Analysis Time..: 19:16	Analyst ID.....: 400149	
		Instrument ID..: ICPMS		MS Run #.....: 7320265	MDL.....: 0.0029	
Zinc	32.1 J	0.74	mg/kg	SW846 6020	11/16-11/24/07	KAET71AP
		Dilution Factor: 1		Analysis Time..: 19:16	Analyst ID.....: 400149	
		Instrument ID..: ICPMS		MS Run #.....: 7320265	MDL.....: 0.017	
Prep Batch #...: 7325029						
Mercury	0.046	0.032	mg/kg	SW846 7471A	11/21/07	KAET71AQ
		Dilution Factor: 0.65		Analysis Time..: 08:30	Analyst ID.....: 031043	
		Instrument ID..: HGHYDRA		MS Run #.....: 7325018	MDL.....: 0.0068	

NOTE(S):

Results and reporting limits have been adjusted for dry weight.

B Estimated result. Result is less than RL.

J Method blank contamination. The associated method blank contains the target analyte at a reportable level.

Tetra Tech NUS, Inc

Client Sample ID: FMC-18

TOTAL Metals

Lot-Sample #...: C7K020180-011 Matrix.....: SOLID
Date Sampled...: 10/31/07 Date Received..: 11/02/07
% Moisture.....: 70

PARAMETER	RESULT	REPORTING LIMIT	UNITS	METHOD	PREPARATION-ANALYSIS DATE	WORK ORDER #
Prep Batch #...: 7320530						
Silver	0.57	0.33	mg/kg	SW846 6020	11/16-11/24/07	KAEVC1AC
		Dilution Factor: 1		Analysis Time..: 19:20	Analyst ID.....: 400149	
		Instrument ID..: ICPMS		MS Run #.....: 7320265	MDL.....: 0.0080	
Arsenic	11.8	0.33	mg/kg	SW846 6020	11/16-11/24/07	KAEVC1AD
		Dilution Factor: 1		Analysis Time..: 19:20	Analyst ID.....: 400149	
		Instrument ID..: ICPMS		MS Run #.....: 7320265	MDL.....: 0.055	
Beryllium	1.6	0.33	mg/kg	SW846 6020	11/16-11/24/07	KAEVC1AE
		Dilution Factor: 1		Analysis Time..: 19:20	Analyst ID.....: 400149	
		Instrument ID..: ICPMS		MS Run #.....: 7320265	MDL.....: 0.012	
Cadmium	4.0	0.33	mg/kg	SW846 6020	11/16-11/24/07	KAEVC1AF
		Dilution Factor: 1		Analysis Time..: 19:20	Analyst ID.....: 400149	
		Instrument ID..: ICPMS		MS Run #.....: 7320265	MDL.....: 0.030	
Chromium	97.8 J	0.67	mg/kg	SW846 6020	11/16-11/24/07	KAEVC1AG
		Dilution Factor: 1		Analysis Time..: 19:20	Analyst ID.....: 400149	
		Instrument ID..: ICPMS		MS Run #.....: 7320265	MDL.....: 0.027	
Copper	220	0.67	mg/kg	SW846 6020	11/16-11/24/07	KAEVC1AH
		Dilution Factor: 1		Analysis Time..: 19:20	Analyst ID.....: 400149	
		Instrument ID..: ICPMS		MS Run #.....: 7320265	MDL.....: 0.028	
Nickel	32.1	0.33	mg/kg	SW846 6020	11/16-11/24/07	KAEVC1AJ
		Dilution Factor: 1		Analysis Time..: 19:20	Analyst ID.....: 400149	
		Instrument ID..: ICPMS		MS Run #.....: 7320265	MDL.....: 0.023	
Lead	84.4	0.33	mg/kg	SW846 6020	11/16-11/24/07	KAEVC1AK
		Dilution Factor: 1		Analysis Time..: 19:20	Analyst ID.....: 400149	
		Instrument ID..: ICPMS		MS Run #.....: 7320265	MDL.....: 0.011	
Antimony	0.24 B	0.67	mg/kg	SW846 6020	11/16-11/24/07	KAEVC1AL
		Dilution Factor: 1		Analysis Time..: 19:20	Analyst ID.....: 400149	
		Instrument ID..: ICPMS		MS Run #.....: 7320265	MDL.....: 0.011	

(Continued on next page)

Tetra Tech NUS, Inc

Client Sample ID: FMC-18

TOTAL Metals

Lot-Sample #...: C7K020180-011 **Matrix.....:** SOLID

PARAMETER	RESULT	REPORTING LIMIT	UNITS	METHOD	PREPARATION-ANALYSIS DATE	WORK ORDER #
Selenium	**2.5**	**1.7**	**mg/kg**	**SW846 6020**	**11/16-11/24/07**	**KAEVC1AM**
		Dilution Factor: 1		Analysis Time..: 19:20	Analyst ID.....: 400149	
		Instrument ID..: ICPMS		MS Run #.....: 7320265	MDL.....: 0.14	
Thallium	**0.18 B,J**	**0.33**	**mg/kg**	**SW846 6020**	**11/16-11/24/07**	**KAEVC1AN**
		Dilution Factor: 1		Analysis Time..: 19:20	Analyst ID.....: 400149	
		Instrument ID..: ICPMS		MS Run #.....: 7320265	MDL.....: 0.0067	
Zinc	**278 J**	**1.7**	**mg/kg**	**SW846 6020**	**11/16-11/24/07**	**KAEVC1AP**
		Dilution Factor: 1		Analysis Time..: 19:20	Analyst ID.....: 400149	
		Instrument ID..: ICPMS		MS Run #.....: 7320265	MDL.....: 0.039	
Prep Batch #...: 7325029						
Mercury	**0.32**	**0.055**	**mg/kg**	**SW846 7471A**	**11/21/07**	**KAEVC1AQ**
		Dilution Factor: 0.5		Analysis Time..: 08:32	Analyst ID.....: 031043	
		Instrument ID..: HGHYDRA		MS Run #.....: 7325018	MDL.....: 0.012	

NOTE(S):

Results and reporting limits have been adjusted for dry weight.

J Method blank contamination. The associated method blank contains the target analyte at a reportable level.

B Estimated result. Result is less than RL.

Tetra Tech NUS, Inc

Client Sample ID: FMC-19

TOTAL Metals

Lot-Sample #...: C7K020180-012 Matrix.....: SOLID
Date Sampled...: 10/31/07 Date Received..: 11/02/07
% Moisture.....: 68

PARAMETER	RESULT	REPORTING LIMIT	UNITS	METHOD	PREPARATION-ANALYSIS DATE	WORK ORDER #
Prep Batch #...: 7320530						
Silver	0.80	0.31	mg/kg	SW846 6020	11/16-11/24/07	KAEVF1AC
		Dilution Factor: 1		Analysis Time..: 19:24	Analyst ID.....: 400149	
		Instrument ID..: ICPMS		MS Run #.....: 7320265	MDL.....: 0.0075	
Arsenic	14.0	0.31	mg/kg	SW846 6020	11/16-11/24/07	KAEVF1AD
		Dilution Factor: 1		Analysis Time..: 19:24	Analyst ID.....: 400149	
		Instrument ID..: ICPMS		MS Run #.....: 7320265	MDL.....: 0.052	
Beryllium	2.0	0.31	mg/kg	SW846 6020	11/16-11/24/07	KAEVF1AE
		Dilution Factor: 1		Analysis Time..: 19:24	Analyst ID.....: 400149	
		Instrument ID..: ICPMS		MS Run #.....: 7320265	MDL.....: 0.012	
Cadmium	7.8	0.31	mg/kg	SW846 6020	11/16-11/24/07	KAEVF1AF
		Dilution Factor: 1		Analysis Time..: 19:24	Analyst ID.....: 400149	
		Instrument ID..: ICPMS		MS Run #.....: 7320265	MDL.....: 0.028	
Chromium	148 J	0.63	mg/kg	SW846 6020	11/16-11/24/07	KAEVF1AG
		Dilution Factor: 1		Analysis Time..: 19:24	Analyst ID.....: 400149	
		Instrument ID..: ICPMS		MS Run #.....: 7320265	MDL.....: 0.025	
Copper	194	0.63	mg/kg	SW846 6020	11/16-11/24/07	KAEVF1AH
		Dilution Factor: 1		Analysis Time..: 19:24	Analyst ID.....: 400149	
		Instrument ID..: ICPMS		MS Run #.....: 7320265	MDL.....: 0.027	
Nickel	41.3	0.31	mg/kg	SW846 6020	11/16-11/24/07	KAEVF1AJ
		Dilution Factor: 1		Analysis Time..: 19:24	Analyst ID.....: 400149	
		Instrument ID..: ICPMS		MS Run #.....: 7320265	MDL.....: 0.021	
Lead	110	0.31	mg/kg	SW846 6020	11/16-11/24/07	KAEVF1AK
		Dilution Factor: 1		Analysis Time..: 19:24	Analyst ID.....: 400149	
		Instrument ID..: ICPMS		MS Run #.....: 7320265	MDL.....: 0.011	
Antimony	0.27 B	0.63	mg/kg	SW846 6020	11/16-11/24/07	KAEVF1AL
		Dilution Factor: 1		Analysis Time..: 19:24	Analyst ID.....: 400149	
		Instrument ID..: ICPMS		MS Run #.....: 7320265	MDL.....: 0.010	

(Continued on next page)

Tetra Tech NUS, Inc

Client Sample ID: FMC-19

TOTAL Metals

Lot-Sample #...: C7K020180-012 Matrix.....: SOLID

PARAMETER	RESULT	REPORTING LIMIT	UNITS	METHOD	PREPARATION-ANALYSIS DATE	WORK ORDER #
Selenium	2.8	1.6	mg/kg	SW846 6020	11/16-11/24/07	KAEVF1AM
		Dilution Factor: 1		Analysis Time..: 19:24	Analyst ID.....: 400149	
		Instrument ID..: ICPMS		MS Run #.....: 7320265	MDL.....: 0.13	
Thallium	0.22 B,J	0.31	mg/kg	SW846 6020	11/16-11/24/07	KAEVF1AN
		Dilution Factor: 1		Analysis Time..: 19:24	Analyst ID.....: 400149	
		Instrument ID..: ICPMS		MS Run #.....: 7320265	MDL.....: 0.0063	
Zinc	308 J	1.6	mg/kg	SW846 6020	11/16-11/24/07	KAEVF1AP
		Dilution Factor: 1		Analysis Time..: 19:24	Analyst ID.....: 400149	
		Instrument ID..: ICPMS		MS Run #.....: 7320265	MDL.....: 0.037	
Prep Batch #...: 7325029						
Mercury	0.38	0.052	mg/kg	SW846 7471A	11/21/07	KAEVF1AQ
		Dilution Factor: 0.5		Analysis Time..: 08:34	Analyst ID.....: 031043	
		Instrument ID..: HGHYDRA		MS Run #.....: 7325018	MDL.....: 0.011	

NOTE(S):

Results and reporting limits have been adjusted for dry weight.

J Method blank contamination. The associated method blank contains the target analyte at a reportable level.

B Estimated result. Result is less than RL.

Tetra Tech NUS, Inc

Client Sample ID: FMC-20

TOTAL Metals

Lot-Sample #...: C7K020180-013 Matrix.....: SOLID
Date Sampled...: 10/31/07 Date Received..: 11/02/07
% Moisture.....: 73

PARAMETER	RESULT	REPORTING LIMIT	UNITS	METHOD	PREPARATION-ANALYSIS DATE	WORK ORDER #
Prep Batch #...: 7320542						
Silver	0.81	0.37	mg/kg	SW846 6020	11/16-11/24/07	KAEVN1AC
		Dilution Factor: 1		Analysis Time..: 19:49	Analyst ID.....: 400149	
		Instrument ID..: ICPMS		MS Run #.....: 7320270	MDL.....: 0.0088	
Arsenic	10.5 J	0.37	mg/kg	SW846 6020	11/16-11/24/07	KAEVN1AD
		Dilution Factor: 1		Analysis Time..: 19:49	Analyst ID.....: 400149	
		Instrument ID..: ICPMS		MS Run #.....: 7320270	MDL.....: 0.060	
Beryllium	1.9	0.37	mg/kg	SW846 6020	11/16-11/24/07	KAEVN1AE
		Dilution Factor: 1		Analysis Time..: 19:49	Analyst ID.....: 400149	
		Instrument ID..: ICPMS		MS Run #.....: 7320270	MDL.....: 0.014	
Cadmium	3.8	0.37	mg/kg	SW846 6020	11/16-11/24/07	KAEVN1AF
		Dilution Factor: 1		Analysis Time..: 19:49	Analyst ID.....: 400149	
		Instrument ID..: ICPMS		MS Run #.....: 7320270	MDL.....: 0.033	
Chromium	118 J	0.73	mg/kg	SW846 6020	11/16-11/24/07	KAEVN1AG
		Dilution Factor: 1		Analysis Time..: 19:49	Analyst ID.....: 400149	
		Instrument ID..: ICPMS		MS Run #.....: 7320270	MDL.....: 0.029	
Copper	215	0.73	mg/kg	SW846 6020	11/16-11/24/07	KAEVN1AH
		Dilution Factor: 1		Analysis Time..: 19:49	Analyst ID.....: 400149	
		Instrument ID..: ICPMS		MS Run #.....: 7320270	MDL.....: 0.031	
Nickel	39.9 J	0.37	mg/kg	SW846 6020	11/16-11/24/07	KAEVN1AJ
		Dilution Factor: 1		Analysis Time..: 19:49	Analyst ID.....: 400149	
		Instrument ID..: ICPMS		MS Run #.....: 7320270	MDL.....: 0.025	
Lead	111	0.37	mg/kg	SW846 6020	11/16-11/24/07	KAEVN1AK
		Dilution Factor: 1		Analysis Time..: 19:49	Analyst ID.....: 400149	
		Instrument ID..: ICPMS		MS Run #.....: 7320270	MDL.....: 0.012	
Antimony	0.33 B	0.73	mg/kg	SW846 6020	11/16-11/24/07	KAEVN1AL
		Dilution Factor: 1		Analysis Time..: 19:49	Analyst ID.....: 400149	
		Instrument ID..: ICPMS		MS Run #.....: 7320270	MDL.....: 0.012	

(Continued on next page)

Tetra Tech NUS, Inc

Client Sample ID: FMC-20

TOTAL Metals

Lot-Sample #...: C7K020180-013 **Matrix.....:** SOLID

PARAMETER	RESULT	REPORTING LIMIT	UNITS	METHOD	PREPARATION-ANALYSIS DATE	WORK ORDER #
Selenium	**3.1 J**	**1.8**	**mg/kg**	**SW846 6020**	**11/16-11/24/07**	**KAEVN1AM**
		Dilution Factor: 1		Analysis Time..: 19:49	Analyst ID.....: 400149	
		Instrument ID..: ICPMS		MS Run #.....: 7320270	MDL.....: 0.15	
Thallium	**0.29 B**	**0.37**	**mg/kg**	**SW846 6020**	**11/16-11/24/07**	**KAEVN1AN**
		Dilution Factor: 1		Analysis Time..: 19:49	Analyst ID.....: 400149	
		Instrument ID..: ICPMS		MS Run #.....: 7320270	MDL.....: 0.0073	
Zinc	**308 J**	**1.8**	**mg/kg**	**SW846 6020**	**11/16-11/24/07**	**KAEVN1AP**
		Dilution Factor: 1		Analysis Time..: 19:49	Analyst ID.....: 400149	
		Instrument ID..: ICPMS		MS Run #.....: 7320270	MDL.....: 0.043	
Prep Batch #...: 7325029						
Mercury	**0.42**	**0.060**	**mg/kg**	**SW846 7471A**	**11/21/07**	**KAEVN1AQ**
		Dilution Factor: 0.5		Analysis Time..: 08:36	Analyst ID.....: 031043	
		Instrument ID..: HGHYDRA		MS Run #.....: 7325018	MDL.....: 0.013	

NOTE(S):

Results and reporting limits have been adjusted for dry weight.

J Method blank contamination. The associated method blank contains the target analyte at a reportable level.

B Estimated result. Result is less than RL.

Tetra Tech NUS, Inc

Client Sample ID: FMC-21

TOTAL Metals

Lot-Sample #...: C7K020180-014 **Matrix.....:** SOLID
Date Sampled...: 10/31/07 **Date Received..:** 11/02/07
% Moisture.....: 24

PARAMETER	RESULT	REPORTING LIMIT	UNITS	METHOD	PREPARATION-ANALYSIS DATE	WORK ORDER #
Prep Batch #...: 7320542						
Silver	**0.027 B**	**0.13**	**mg/kg**	**SW846 6020**	**11/16-11/24/07**	**KAEV01AC**
		Dilution Factor: 1		Analysis Time..: 20:06	Analyst ID.....: 400149	
		Instrument ID..: ICPMS		MS Run #.....: 7320270	MDL.....: 0.0032	
Arsenic	**0.51 J**	**0.13**	**mg/kg**	**SW846 6020**	**11/16-11/24/07**	**KAEV01AD**
		Dilution Factor: 1		Analysis Time..: 20:06	Analyst ID.....: 400149	
		Instrument ID..: ICPMS		MS Run #.....: 7320270	MDL.....: 0.022	
Beryllium	**0.15**	**0.13**	**mg/kg**	**SW846 6020**	**11/16-11/24/07**	**KAEV01AE**
		Dilution Factor: 1		Analysis Time..: 20:06	Analyst ID.....: 400149	
		Instrument ID..: ICPMS		MS Run #.....: 7320270	MDL.....: 0.0049	
Cadmium	**0.34**	**0.13**	**mg/kg**	**SW846 6020**	**11/16-11/24/07**	**KAEV01AF**
		Dilution Factor: 1		Analysis Time..: 20:06	Analyst ID.....: 400149	
		Instrument ID..: ICPMS		MS Run #.....: 7320270	MDL.....: 0.012	
Chromium	**10.7 J**	**0.26**	**mg/kg**	**SW846 6020**	**11/16-11/24/07**	**KAEV01AG**
		Dilution Factor: 1		Analysis Time..: 20:06	Analyst ID.....: 400149	
		Instrument ID..: ICPMS		MS Run #.....: 7320270	MDL.....: 0.011	
Copper	**7.0**	**0.26**	**mg/kg**	**SW846 6020**	**11/16-11/24/07**	**KAEV01AH**
		Dilution Factor: 1		Analysis Time..: 20:06	Analyst ID.....: 400149	
		Instrument ID..: ICPMS		MS Run #.....: 7320270	MDL.....: 0.011	
Nickel	**2.0 J**	**0.13**	**mg/kg**	**SW846 6020**	**11/16-11/24/07**	**KAEV01AJ**
		Dilution Factor: 1		Analysis Time..: 20:06	Analyst ID.....: 400149	
		Instrument ID..: ICPMS		MS Run #.....: 7320270	MDL.....: 0.0090	
Lead	**5.5**	**0.13**	**mg/kg**	**SW846 6020**	**11/16-11/24/07**	**KAEV01AK**
		Dilution Factor: 1		Analysis Time..: 20:06	Analyst ID.....: 400149	
		Instrument ID..: ICPMS		MS Run #.....: 7320270	MDL.....: 0.0045	
Antimony	**0.055 B**	**0.26**	**mg/kg**	**SW846 6020**	**11/16-11/24/07**	**KAEV01AL**
		Dilution Factor: 1		Analysis Time..: 20:06	Analyst ID.....: 400149	
		Instrument ID..: ICPMS		MS Run #.....: 7320270	MDL.....: 0.0044	

(Continued on next page)

Tetra Tech NUS, Inc

Client Sample ID: FMC-21

TOTAL Metals

Lot-Sample #...: C7K020180-014 Matrix.....: SOLID

PARAMETER	RESULT	REPORTING LIMIT	UNITS	METHOD	PREPARATION-ANALYSIS DATE	WORK ORDER #
Selenium	0.30 B,J	0.66	mg/kg	SW846 6020	11/16-11/24/07	KAEV01AM
		Dilution Factor: 1		Analysis Time..: 20:06	Analyst ID.....: 400149	
		Instrument ID..: ICPMS		MS Run #.....: 7320270	MDL.....: 0.054	
Thallium	0.042 B	0.13	mg/kg	SW846 6020	11/16-11/24/07	KAEV01AN
		Dilution Factor: 1		Analysis Time..: 20:06	Analyst ID.....: 400149	
		Instrument ID..: ICPMS		MS Run #.....: 7320270	MDL.....: 0.0026	
Zinc	15.2 J	0.66	mg/kg	SW846 6020	11/16-11/24/07	KAEV01AP
		Dilution Factor: 1		Analysis Time..: 20:06	Analyst ID.....: 400149	
		Instrument ID..: ICPMS		MS Run #.....: 7320270	MDL.....: 0.015	
Prep Batch #...: 7325029						
Mercury	0.011 B	0.033	mg/kg	SW846 7471A	11/21/07	KAEV01AQ
		Dilution Factor: 0.75		Analysis Time..: 08:37	Analyst ID.....: 031043	
		Instrument ID..: HGHYDRA		MS Run #.....: 7325018	MDL.....: 0.0070	

NOTE(S):

Results and reporting limits have been adjusted for dry weight.

B Estimated result. Result is less than RL.

J Method blank contamination. The associated method blank contains the target analyte at a reportable level.

Tetra Tech NUS, Inc

Client Sample ID: FMC-22

TOTAL Metals

Lot-Sample #...: C7K020180-015 Matrix.....: SOLID
Date Sampled...: 10/31/07 Date Received..: 11/02/07
% Moisture.....: 25

PARAMETER	RESULT	REPORTING LIMIT	UNITS	METHOD	PREPARATION-ANALYSIS DATE	WORK ORDER #
Prep Batch #...: 7320542						
Silver	0.019 B	0.13	mg/kg	SW846 6020	11/16-11/24/07	KAEV31AC
		Dilution Factor: 1		Analysis Time..: 20:11	Analyst ID.....: 400149	
		Instrument ID..: ICPMS		MS Run #.....: 7320270	MDL.....: 0.0032	
Arsenic	0.61 J	0.13	mg/kg	SW846 6020	11/16-11/24/07	KAEV31AD
		Dilution Factor: 1		Analysis Time..: 20:11	Analyst ID.....: 400149	
		Instrument ID..: ICPMS		MS Run #.....: 7320270	MDL.....: 0.022	
Beryllium	0.060 B	0.13	mg/kg	SW846 6020	11/16-11/24/07	KAEV31AE
		Dilution Factor: 1		Analysis Time..: 20:11	Analyst ID.....: 400149	
		Instrument ID..: ICPMS		MS Run #.....: 7320270	MDL.....: 0.0049	
Cadmium	0.073 B	0.13	mg/kg	SW846 6020	11/16-11/24/07	KAEV31AF
		Dilution Factor: 1		Analysis Time..: 20:11	Analyst ID.....: 400149	
		Instrument ID..: ICPMS		MS Run #.....: 7320270	MDL.....: 0.012	
Chromium	5.2 J	0.27	mg/kg	SW846 6020	11/16-11/24/07	KAEV31AG
		Dilution Factor: 1		Analysis Time..: 20:11	Analyst ID.....: 400149	
		Instrument ID..: ICPMS		MS Run #.....: 7320270	MDL.....: 0.011	
Copper	6.6	0.27	mg/kg	SW846 6020	11/16-11/24/07	KAEV31AH
		Dilution Factor: 1		Analysis Time..: 20:11	Analyst ID.....: 400149	
		Instrument ID..: ICPMS		MS Run #.....: 7320270	MDL.....: 0.011	
Nickel	1.3 J	0.13	mg/kg	SW846 6020	11/16-11/24/07	KAEV31AJ
		Dilution Factor: 1		Analysis Time..: 20:11	Analyst ID.....: 400149	
		Instrument ID..: ICPMS		MS Run #.....: 7320270	MDL.....: 0.0090	
Lead	3.0	0.13	mg/kg	SW846 6020	11/16-11/24/07	KAEV31AK
		Dilution Factor: 1		Analysis Time..: 20:11	Analyst ID.....: 400149	
		Instrument ID..: ICPMS		MS Run #.....: 7320270	MDL.....: 0.0045	
Antimony	0.036 B	0.27	mg/kg	SW846 6020	11/16-11/24/07	KAEV31AL
		Dilution Factor: 1		Analysis Time..: 20:11	Analyst ID.....: 400149	
		Instrument ID..: ICPMS		MS Run #.....: 7320270	MDL.....: 0.0044	

(Continued on next page)

Tetra Tech NUS, Inc

Client Sample ID: FMC-22

TOTAL Metals

Lot-Sample #...: C7K020180-015 Matrix.....: SOLID

PARAMETER	RESULT	REPORTING LIMIT	UNITS	METHOD	PREPARATION-ANALYSIS DATE	WORK ORDER #
Selenium	0.99 J	0.66	mg/kg	SW846 6020	11/16-11/24/07	KAEV31AM
		Dilution Factor: 1		Analysis Time..: 20:11	Analyst ID.....: 400149	
		Instrument ID..: ICPMS		MS Run #.....: 7320270	MDL.....: 0.054	
Thallium	0.021 B	0.13	mg/kg	SW846 6020	11/16-11/24/07	KAEV31AN
		Dilution Factor: 1		Analysis Time..: 20:11	Analyst ID.....: 400149	
		Instrument ID..: ICPMS		MS Run #.....: 7320270	MDL.....: 0.0027	
Zinc	9.3 J	0.66	mg/kg	SW846 6020	11/16-11/24/07	KAEV31AP
		Dilution Factor: 1		Analysis Time..: 20:11	Analyst ID.....: 400149	
		Instrument ID..: ICPMS		MS Run #.....: 7320270	MDL.....: 0.016	
Prep Batch #...: 7325029						
Mercury	0.013 B	0.033	mg/kg	SW846 7471A	11/21/07	KAEV31AQ
		Dilution Factor: 0.75		Analysis Time..: 08:39	Analyst ID.....: 031043	
		Instrument ID..: HGHYDRA		MS Run #.....: 7325018	MDL.....: 0.0071	

NOTE(S):

Results and reporting limits have been adjusted for dry weight.

B Estimated result. Result is less than RL.

J Method blank contamination. The associated method blank contains the target analyte at a reportable level.

Tetra Tech NUS, Inc

Client Sample ID: FMC-23

TOTAL Metals

Lot-Sample #...: C7K020180-016 **Matrix.....:** SOLID
Date Sampled...: 10/31/07 **Date Received..:** 11/02/07
% Moisture.....: 29

PARAMETER	RESULT	REPORTING LIMIT	UNITS	METHOD	PREPARATION-ANALYSIS DATE	WORK ORDER #
Prep Batch #...: 7320542						
Silver	**0.048 B**	**0.14**	**mg/kg**	**SW846 6020**	**11/16-11/24/07**	**KAEV91AC**
		Dilution Factor: 1		Analysis Time..: 20:15	Analyst ID.....: 400149	
		Instrument ID..: ICPMS		MS Run #.....: 7320270	MDL.....: 0.0034	
Arsenic	**0.78 J**	**0.14**	**mg/kg**	**SW846 6020**	**11/16-11/24/07**	**KAEV91AD**
		Dilution Factor: 1		Analysis Time..: 20:15	Analyst ID.....: 400149	
		Instrument ID..: ICPMS		MS Run #.....: 7320270	MDL.....: 0.023	
Beryllium	**0.15**	**0.14**	**mg/kg**	**SW846 6020**	**11/16-11/24/07**	**KAEV91AE**
		Dilution Factor: 1		Analysis Time..: 20:15	Analyst ID.....: 400149	
		Instrument ID..: ICPMS		MS Run #.....: 7320270	MDL.....: 0.0052	
Cadmium	**0.20**	**0.14**	**mg/kg**	**SW846 6020**	**11/16-11/24/07**	**KAEV91AF**
		Dilution Factor: 1		Analysis Time..: 20:15	Analyst ID.....: 400149	
		Instrument ID..: ICPMS		MS Run #.....: 7320270	MDL.....: 0.013	
Chromium	**10.4 J**	**0.28**	**mg/kg**	**SW846 6020**	**11/16-11/24/07**	**KAEV91AG**
		Dilution Factor: 1		Analysis Time..: 20:15	Analyst ID.....: 400149	
		Instrument ID..: ICPMS		MS Run #.....: 7320270	MDL.....: 0.011	
Copper	**17.2**	**0.28**	**mg/kg**	**SW846 6020**	**11/16-11/24/07**	**KAEV91AH**
		Dilution Factor: 1		Analysis Time..: 20:15	Analyst ID.....: 400149	
		Instrument ID..: ICPMS		MS Run #.....: 7320270	MDL.....: 0.012	
Nickel	**3.0 J**	**0.14**	**mg/kg**	**SW846 6020**	**11/16-11/24/07**	**KAEV91AJ**
		Dilution Factor: 1		Analysis Time..: 20:15	Analyst ID.....: 400149	
		Instrument ID..: ICPMS		MS Run #.....: 7320270	MDL.....: 0.0096	
Lead	**7.8**	**0.14**	**mg/kg**	**SW846 6020**	**11/16-11/24/07**	**KAEV91AK**
		Dilution Factor: 1		Analysis Time..: 20:15	Analyst ID.....: 400149	
		Instrument ID..: ICPMS		MS Run #.....: 7320270	MDL.....: 0.0048	
Antimony	**0.034 B**	**0.28**	**mg/kg**	**SW846 6020**	**11/16-11/24/07**	**KAEV91AL**
		Dilution Factor: 1		Analysis Time..: 20:15	Analyst ID.....: 400149	
		Instrument ID..: ICPMS		MS Run #.....: 7320270	MDL.....: 0.0047	

(Continued on next page)

Tetra Tech NUS, Inc

Client Sample ID: FMC-23

TOTAL Metals

Lot-Sample #...: C7K020180-016 **Matrix.....:** SOLID

PARAMETER	RESULT	REPORTING LIMIT	UNITS	METHOD	PREPARATION-ANALYSIS DATE	WORK ORDER #
Selenium	**0.28 B,J**	**0.71**	**mg/kg**	**SW846 6020**	**11/16-11/24/07**	**KAEV91AM**
		Dilution Factor: 1		Analysis Time..: 20:15	Analyst ID.....: 400149	
		Instrument ID..: ICPMS		MS Run #.....: 7320270	MDL.....: 0.057	
Thallium	**0.028 B**	**0.14**	**mg/kg**	**SW846 6020**	**11/16-11/24/07**	**KAEV91AN**
		Dilution Factor: 1		Analysis Time..: 20:15	Analyst ID.....: 400149	
		Instrument ID..: ICPMS		MS Run #.....: 7320270	MDL.....: 0.0028	
Zinc	**21.9 J**	**0.71**	**mg/kg**	**SW846 6020**	**11/16-11/24/07**	**KAEV91AP**
		Dilution Factor: 1		Analysis Time..: 20:15	Analyst ID.....: 400149	
		Instrument ID..: ICPMS		MS Run #.....: 7320270	MDL.....: 0.017	
Prep Batch #...: 7325029						
Mercury	**0.028 B**	**0.032**	**mg/kg**	**SW846 7471A**	**11/21/07**	**KAEV91AQ**
		Dilution Factor: 0.69		Analysis Time..: 08:41	Analyst ID.....: 031043	
		Instrument ID..: HGHYDRA		MS Run #.....: 7325018	MDL.....: 0.0069	

NOTE(S):

Results and reporting limits have been adjusted for dry weight.

B Estimated result. Result is less than RL.

J Method blank contamination. The associated method blank contains the target analyte at a reportable level.

Tetra Tech NUS, Inc

Client Sample ID: FMC-24

TOTAL Metals

Lot-Sample #...: C7K020180-001 Matrix.....: SOLID
Date Sampled...: 10/30/07 Date Received..: 11/02/07
% Moisture.....: 79

PARAMETER	RESULT	REPORTING LIMIT	UNITS	METHOD	PREPARATION-ANALYSIS DATE	WORK ORDER #
Prep Batch #...: 7320530						
Silver	0.71	0.48	mg/kg	SW846 6020	11/16-11/24/07	KAEM31AC
		Dilution Factor: 1		Analysis Time..: 18:12	Analyst ID.....: 400149	
		Instrument ID..: ICPMS		MS Run #.....: 7320265	MDL.....: 0.011	
Arsenic	11.7	0.48	mg/kg	SW846 6020	11/16-11/24/07	KAEM31AD
		Dilution Factor: 1		Analysis Time..: 18:12	Analyst ID.....: 400149	
		Instrument ID..: ICPMS		MS Run #.....: 7320265	MDL.....: 0.079	
Beryllium	1.9	0.48	mg/kg	SW846 6020	11/16-11/24/07	KAEM31AE
		Dilution Factor: 1		Analysis Time..: 18:12	Analyst ID.....: 400149	
		Instrument ID..: ICPMS		MS Run #.....: 7320265	MDL.....: 0.018	
Cadmium	4.6	0.48	mg/kg	SW846 6020	11/16-11/24/07	KAEM31AF
		Dilution Factor: 1		Analysis Time..: 18:12	Analyst ID.....: 400149	
		Instrument ID..: ICPMS		MS Run #.....: 7320265	MDL.....: 0.043	
Chromium	118 J	0.95	mg/kg	SW846 6020	11/16-11/24/07	KAEM31AG
		Dilution Factor: 1		Analysis Time..: 18:12	Analyst ID.....: 400149	
		Instrument ID..: ICPMS		MS Run #.....: 7320265	MDL.....: 0.038	
Copper	271	0.95	mg/kg	SW846 6020	11/16-11/24/07	KAEM31AH
		Dilution Factor: 1		Analysis Time..: 18:12	Analyst ID.....: 400149	
		Instrument ID..: ICPMS		MS Run #.....: 7320265	MDL.....: 0.040	
Nickel	39.3	0.48	mg/kg	SW846 6020	11/16-11/24/07	KAEM31AJ
		Dilution Factor: 1		Analysis Time..: 18:12	Analyst ID.....: 400149	
		Instrument ID..: ICPMS		MS Run #.....: 7320265	MDL.....: 0.032	
Lead	112	0.48	mg/kg	SW846 6020	11/16-11/24/07	KAEM31AK
		Dilution Factor: 1		Analysis Time..: 18:12	Analyst ID.....: 400149	
		Instrument ID..: ICPMS		MS Run #.....: 7320265	MDL.....: 0.016	
Antimony	0.44 B	0.95	mg/kg	SW846 6020	11/16-11/24/07	KAEM31AL
		Dilution Factor: 1		Analysis Time..: 18:12	Analyst ID.....: 400149	
		Instrument ID..: ICPMS		MS Run #.....: 7320265	MDL.....: 0.016	

(Continued on next page)

Tetra Tech NUS, Inc

Client Sample ID: FMC-24

TOTAL Metals

Lot-Sample #...: C7K020180-001 **Matrix.....:** SOLID

PARAMETER	RESULT	REPORTING LIMIT	UNITS	METHOD	PREPARATION-ANALYSIS DATE	WORK ORDER #
Selenium	**2.7**	**2.4**	**mg/kg**	**SW846 6020**	**11/16-11/24/07**	**KAEM31AM**
		Dilution Factor: 1		Analysis Time..: 18:12	Analyst ID.....: 400149	
		Instrument ID..: ICPMS		MS Run #.....: 7320265	MDL.....: 0.19	
Thallium	**0.33 B,J**	**0.48**	**mg/kg**	**SW846 6020**	**11/16-11/24/07**	**KAEM31AN**
		Dilution Factor: 1		Analysis Time..: 18:12	Analyst ID.....: 400149	
		Instrument ID..: ICPMS		MS Run #.....: 7320265	MDL.....: 0.0095	
Zinc	**359 J**	**2.4**	**mg/kg**	**SW846 6020**	**11/16-11/24/07**	**KAEM31AP**
		Dilution Factor: 1		Analysis Time..: 18:12	Analyst ID.....: 400149	
		Instrument ID..: ICPMS		MS Run #.....: 7320265	MDL.....: 0.056	
Prep Batch #...: 7325029						
Mercury	**0.65**	**0.079**	**mg/kg**	**SW846 7471A**	**11/21/07**	**KAEM31AQ**
		Dilution Factor: 0.5		Analysis Time..: 08:08	Analyst ID.....: 031043	
		Instrument ID..: HGHYDRA		MS Run #.....: 7325018	MDL.....: 0.017	

NOTE(S):

Results and reporting limits have been adjusted for dry weight.

J Method blank contamination. The associated method blank contains the target analyte at a reportable level.

B Estimated result. Result is less than RL.

Tetra Tech NUS, Inc

Client Sample ID: FMC-25

TOTAL Metals

Lot-Sample #...: C7K020180-023
Date Sampled...: 10/31/07 Date Received..: 11/02/07
% Moisture.....: 74
Matrix.....: SOLID

PARAMETER	RESULT	REPORTING LIMIT	UNITS	METHOD	PREPARATION-ANALYSIS DATE	WORK ORDER #
Prep Batch #...: 7320542						
Silver	0.72	0.38	mg/kg	SW846 6020	11/16-11/24/07	KAEW91AC
		Dilution Factor: 1		Analysis Time..: 20:57	Analyst ID.....: 400149	
		Instrument ID..: ICPMS		MS Run #.....: 7320270	MDL.....: 0.0092	
Arsenic	12.8 J	0.38	mg/kg	SW846 6020	11/16-11/24/07	KAEW91AD
		Dilution Factor: 1		Analysis Time..: 20:57	Analyst ID.....: 400149	
		Instrument ID..: ICPMS		MS Run #.....: 7320270	MDL.....: 0.063	
Beryllium	2.2	0.38	mg/kg	SW846 6020	11/16-11/24/07	KAEW91AE
		Dilution Factor: 1		Analysis Time..: 20:57	Analyst ID.....: 400149	
		Instrument ID..: ICPMS		MS Run #.....: 7320270	MDL.....: 0.014	
Cadmium	3.7	0.38	mg/kg	SW846 6020	11/16-11/24/07	KAEW91AF
		Dilution Factor: 1		Analysis Time..: 20:57	Analyst ID.....: 400149	
		Instrument ID..: ICPMS		MS Run #.....: 7320270	MDL.....: 0.035	
Chromium	108 J	0.77	mg/kg	SW846 6020	11/16-11/24/07	KAEW91AG
		Dilution Factor: 1		Analysis Time..: 20:57	Analyst ID.....: 400149	
		Instrument ID..: ICPMS		MS Run #.....: 7320270	MDL.....: 0.031	
Copper	224	0.77	mg/kg	SW846 6020	11/16-11/24/07	KAEW91AH
		Dilution Factor: 1		Analysis Time..: 20:57	Analyst ID.....: 400149	
		Instrument ID..: ICPMS		MS Run #.....: 7320270	MDL.....: 0.033	
Nickel	44.0 J	0.38	mg/kg	SW846 6020	11/16-11/24/07	KAEW91AJ
		Dilution Factor: 1		Analysis Time..: 20:57	Analyst ID.....: 400149	
		Instrument ID..: ICPMS		MS Run #.....: 7320270	MDL.....: 0.026	
Lead	114	0.38	mg/kg	SW846 6020	11/16-11/24/07	KAEW91AK
		Dilution Factor: 1		Analysis Time..: 20:57	Analyst ID.....: 400149	
		Instrument ID..: ICPMS		MS Run #.....: 7320270	MDL.....: 0.013	
Antimony	0.16 B	0.77	mg/kg	SW846 6020	11/16-11/24/07	KAEW91AL
		Dilution Factor: 1		Analysis Time..: 20:57	Analyst ID.....: 400149	
		Instrument ID..: ICPMS		MS Run #.....: 7320270	MDL.....: 0.013	

(Continued on next page)

Tetra Tech NUS, Inc

Client Sample ID: FMC-25

TOTAL Metals

Lot-Sample #...: C7K020180-023 Matrix.....: SOLID

PARAMETER	RESULT	REPORTING LIMIT	UNITS	METHOD	PREPARATION-ANALYSIS DATE	WORK ORDER #
Selenium	3.2 J	1.9	mg/kg	SW846 6020	11/16-11/24/07	KAEW91AM
		Dilution Factor: 1		Analysis Time..: 20:57	Analyst ID.....: 400149	
		Instrument ID..: ICPMS		MS Run #.....: 7320270	MDL.....: 0.16	
Thallium	0.26 B	0.38	mg/kg	SW846 6020	11/16-11/24/07	KAEW91AN
		Dilution Factor: 1		Analysis Time..: 20:57	Analyst ID.....: 400149	
		Instrument ID..: ICPMS		MS Run #.....: 7320270	MDL.....: 0.0077	
Zinc	319 J	1.9	mg/kg	SW846 6020	11/16-11/24/07	KAEW91AP
		Dilution Factor: 1		Analysis Time..: 20:57	Analyst ID.....: 400149	
		Instrument ID..: ICPMS		MS Run #.....: 7320270	MDL.....: 0.045	
Prep Batch #...: 7325032						
Mercury	0.41	0.063	mg/kg	SW846 7471A	11/21/07	KAEW91AQ
		Dilution Factor: 0.5		Analysis Time..: 08:59	Analyst ID.....: 031043	
		Instrument ID..: HGHYDRA		MS Run #.....: 7325020	MDL.....: 0.014	

NOTE(S):

Results and reporting limits have been adjusted for dry weight.

J Method blank contamination. The associated method blank contains the target analyte at a reportable level.

B Estimated result. Result is less than RL.

Tetra Tech NUS, Inc

Client Sample ID: FMC-26

TOTAL Metals

Lot-Sample #...: C7K020180-024 Matrix.....: SOLID
Date Sampled...: 10/31/07 Date Received..: 11/02/07
% Moisture.....: 70

PARAMETER	RESULT	REPORTING LIMIT	UNITS	METHOD	PREPARATION-ANALYSIS DATE	WORK ORDER #
Prep Batch #...: 7320542						
Silver	0.62	0.34	mg/kg	SW846 6020	11/16-11/24/07	KAEXG1AC
		Dilution Factor: 1		Analysis Time..: 21:01	Analyst ID.....: 400149	
		Instrument ID..: ICPMS		MS Run #.....: 7320270	MDL.....: 0.0081	
Arsenic	9.4 J	0.34	mg/kg	SW846 6020	11/16-11/24/07	KAEXG1AD
		Dilution Factor: 1		Analysis Time..: 21:01	Analyst ID.....: 400149	
		Instrument ID..: ICPMS		MS Run #.....: 7320270	MDL.....: 0.055	
Beryllium	1.8	0.34	mg/kg	SW846 6020	11/16-11/24/07	KAEXG1AE
		Dilution Factor: 1		Analysis Time..: 21:01	Analyst ID.....: 400149	
		Instrument ID..: ICPMS		MS Run #.....: 7320270	MDL.....: 0.012	
Cadmium	3.1	0.34	mg/kg	SW846 6020	11/16-11/24/07	KAEXG1AF
		Dilution Factor: 1		Analysis Time..: 21:01	Analyst ID.....: 400149	
		Instrument ID..: ICPMS		MS Run #.....: 7320270	MDL.....: 0.031	
Chromium	96.0 J	0.67	mg/kg	SW846 6020	11/16-11/24/07	KAEXG1AG
		Dilution Factor: 1		Analysis Time..: 21:01	Analyst ID.....: 400149	
		Instrument ID..: ICPMS		MS Run #.....: 7320270	MDL.....: 0.027	
Copper	193	0.67	mg/kg	SW846 6020	11/16-11/24/07	KAEXG1AH
		Dilution Factor: 1		Analysis Time..: 21:01	Analyst ID.....: 400149	
		Instrument ID..: ICPMS		MS Run #.....: 7320270	MDL.....: 0.029	
Nickel	38.0 J	0.34	mg/kg	SW846 6020	11/16-11/24/07	KAEXG1AJ
		Dilution Factor: 1		Analysis Time..: 21:01	Analyst ID.....: 400149	
		Instrument ID..: ICPMS		MS Run #.....: 7320270	MDL.....: 0.023	
Lead	92.7	0.34	mg/kg	SW846 6020	11/16-11/24/07	KAEXG1AK
		Dilution Factor: 1		Analysis Time..: 21:01	Analyst ID.....: 400149	
		Instrument ID..: ICPMS		MS Run #.....: 7320270	MDL.....: 0.011	
Antimony	0.18 B	0.67	mg/kg	SW846 6020	11/16-11/24/07	KAEXG1AL
		Dilution Factor: 1		Analysis Time..: 21:01	Analyst ID.....: 400149	
		Instrument ID..: ICPMS		MS Run #.....: 7320270	MDL.....: 0.011	

(Continued on next page)

Tetra Tech NUS, Inc

Client Sample ID: FMC-26

TOTAL Metals

Lot-Sample #...: C7K020180-024 **Matrix.....:** SOLID

PARAMETER	RESULT	REPORTING LIMIT	UNITS	METHOD	PREPARATION-ANALYSIS DATE	WORK ORDER #
Selenium	**2.8 J**	**1.7**	**mg/kg**	**SW846 6020**	**11/16-11/24/07**	**KAEXG1AM**
		Dilution Factor: 1		Analysis Time..: 21:01	Analyst ID.....: 400149	
		Instrument ID..: ICPMS		MS Run #.....: 7320270	MDL.....: 0.14	
Thallium	**0.22 B**	**0.34**	**mg/kg**	**SW846 6020**	**11/16-11/24/07**	**KAEXG1AN**
		Dilution Factor: 1		Analysis Time..: 21:01	Analyst ID.....: 400149	
		Instrument ID..: ICPMS		MS Run #.....: 7320270	MDL.....: 0.0067	
Zinc	**286 J**	**1.7**	**mg/kg**	**SW846 6020**	**11/16-11/24/07**	**KAEXG1AP**
		Dilution Factor: 1		Analysis Time..: 21:01	Analyst ID.....: 400149	
		Instrument ID..: ICPMS		MS Run #.....: 7320270	MDL.....: 0.039	
Prep Batch #...: 7325032						
Mercury	**0.38**	**0.055**	**mg/kg**	**SW846 7471A**	**11/21/07**	**KAEXG1AQ**
		Dilution Factor: 0.5		Analysis Time..: 09:01	Analyst ID.....: 031043	
		Instrument ID..: HGHYDRA		MS Run #.....: 7325020	MDL.....: 0.012	

NOTE(S):

Results and reporting limits have been adjusted for dry weight.

J Method blank contamination. The associated method blank contains the target analyte at a reportable level.

B Estimated result. Result is less than RL.

Tetra Tech NUS, Inc

Client Sample ID: FMC-3

TOTAL Metals

Lot-Sample #...: C7K020180-017 **Matrix.....:** SOLID
Date Sampled...: 10/31/07 **Date Received..:** 11/02/07
% Moisture.....: 35

PARAMETER	RESULT	REPORTING LIMIT	UNITS	METHOD	PREPARATION-ANALYSIS DATE	WORK ORDER #
Prep Batch #...: 7320542						
Silver	**0.13 B**	**0.15**	**mg/kg**	**SW846 6020**	**11/16-11/24/07**	**KAEWD1AC**
		Dilution Factor: 1		Analysis Time..: 20:19	Analyst ID.....: 400149	
		Instrument ID..: ICPMS		MS Run #.....: 7320270	MDL.....: 0.0037	
Arsenic	**1.5 J**	**0.15**	**mg/kg**	**SW846 6020**	**11/16-11/24/07**	**KAEWD1AD**
		Dilution Factor: 1		Analysis Time..: 20:19	Analyst ID.....: 400149	
		Instrument ID..: ICPMS		MS Run #.....: 7320270	MDL.....: 0.025	
Beryllium	**0.45**	**0.15**	**mg/kg**	**SW846 6020**	**11/16-11/24/07**	**KAEWD1AE**
		Dilution Factor: 1		Analysis Time..: 20:19	Analyst ID.....: 400149	
		Instrument ID..: ICPMS		MS Run #.....: 7320270	MDL.....: 0.0057	
Cadmium	**0.95**	**0.15**	**mg/kg**	**SW846 6020**	**11/16-11/24/07**	**KAEWD1AF**
		Dilution Factor: 1		Analysis Time..: 20:19	Analyst ID.....: 400149	
		Instrument ID..: ICPMS		MS Run #.....: 7320270	MDL.....: 0.014	
Chromium	**20.5 J**	**0.31**	**mg/kg**	**SW846 6020**	**11/16-11/24/07**	**KAEWD1AG**
		Dilution Factor: 1		Analysis Time..: 20:19	Analyst ID.....: 400149	
		Instrument ID..: ICPMS		MS Run #.....: 7320270	MDL.....: 0.012	
Copper	**35.5**	**0.31**	**mg/kg**	**SW846 6020**	**11/16-11/24/07**	**KAEWD1AH**
		Dilution Factor: 1		Analysis Time..: 20:19	Analyst ID.....: 400149	
		Instrument ID..: ICPMS		MS Run #.....: 7320270	MDL.....: 0.013	
Nickel	**7.0 J**	**0.15**	**mg/kg**	**SW846 6020**	**11/16-11/24/07**	**KAEWD1AJ**
		Dilution Factor: 1		Analysis Time..: 20:19	Analyst ID.....: 400149	
		Instrument ID..: ICPMS		MS Run #.....: 7320270	MDL.....: 0.010	
Lead	**17.2**	**0.15**	**mg/kg**	**SW846 6020**	**11/16-11/24/07**	**KAEWD1AK**
		Dilution Factor: 1		Analysis Time..: 20:19	Analyst ID.....: 400149	
		Instrument ID..: ICPMS		MS Run #.....: 7320270	MDL.....: 0.0052	
Antimony	**0.060 B**	**0.31**	**mg/kg**	**SW846 6020**	**11/16-11/24/07**	**KAEWD1AL**
		Dilution Factor: 1		Analysis Time..: 20:19	Analyst ID.....: 400149	
		Instrument ID..: ICPMS		MS Run #.....: 7320270	MDL.....: 0.0051	

(Continued on next page)

Tetra Tech NUS, Inc

Client Sample ID: FMC-3

TOTAL Metals

Lot-Sample #...: C7K020180-017 Matrix.....: SOLID

PARAMETER	RESULT	REPORTING LIMIT	UNITS	METHOD	PREPARATION-ANALYSIS DATE	WORK ORDER #
Selenium	**0.40 B,J**	**0.77**	**mg/kg**	**SW846 6020**	**11/16-11/24/07**	**KAEWD1AM**
		Dilution Factor: 1		Analysis Time..: 20:19	Analyst ID.....: 400149	
		Instrument ID..: ICPMS		MS Run #.....: 7320270	MDL.....: 0.062	
Thallium	**0.055 B**	**0.15**	**mg/kg**	**SW846 6020**	**11/16-11/24/07**	**KAEWD1AN**
		Dilution Factor: 1		Analysis Time..: 20:19	Analyst ID.....: 400149	
		Instrument ID..: ICPMS		MS Run #.....: 7320270	MDL.....: 0.0031	
Zinc	**52.3 J**	**0.77**	**mg/kg**	**SW846 6020**	**11/16-11/24/07**	**KAEWD1AP**
		Dilution Factor: 1		Analysis Time..: 20:19	Analyst ID.....: 400149	
		Instrument ID..: ICPMS		MS Run #.....: 7320270	MDL.....: 0.018	
Prep Batch #...: 7325029						
Mercury	**0.069**	**0.033**	**mg/kg**	**SW846 7471A**	**11/21/07**	**KAEWD1AQ**
		Dilution Factor: 0.65		Analysis Time..: 08:46	Analyst ID.....: 031043	
		Instrument ID..: HGHYDRA		MS Run #.....: 7325018	MDL.....: 0.0071	

NOTE(S):

Results and reporting limits have been adjusted for dry weight.

B Estimated result. Result is less than RL.

J Method blank contamination. The associated method blank contains the target analyte at a reportable level.

Tetra Tech NUS, Inc

Client Sample ID: FMC-4

TOTAL Metals

Lot-Sample #...: C7K020180-018
Date Sampled...: 10/31/07 Date Received..: 11/02/07 Matrix.....: SOLID
% Moisture.....: 55

PARAMETER	RESULT	REPORTING LIMIT	UNITS	METHOD	PREPARATION-ANALYSIS DATE	WORK ORDER #
Prep Batch #...: 7320542						
Silver	0.37	0.22	mg/kg	SW846 6020	11/16-11/24/07	KAEWN1AC
		Dilution Factor: 1		Analysis Time..: 20:36	Analyst ID.....: 400149	
		Instrument ID..: ICPMS		MS Run #.....: 7320270	MDL.....: 0.0053	
Arsenic	6.8 J	0.22	mg/kg	SW846 6020	11/16-11/24/07	KAEWN1AD
		Dilution Factor: 1		Analysis Time..: 20:36	Analyst ID.....: 400149	
		Instrument ID..: ICPMS		MS Run #.....: 7320270	MDL.....: 0.037	
Beryllium	1.1	0.22	mg/kg	SW846 6020	11/16-11/24/07	KAEWN1AE
		Dilution Factor: 1		Analysis Time..: 20:36	Analyst ID.....: 400149	
		Instrument ID..: ICPMS		MS Run #.....: 7320270	MDL.....: 0.0082	
Cadmium	1.9	0.22	mg/kg	SW846 6020	11/16-11/24/07	KAEWN1AF
		Dilution Factor: 1		Analysis Time..: 20:36	Analyst ID.....: 400149	
		Instrument ID..: ICPMS		MS Run #.....: 7320270	MDL.....: 0.020	
Chromium	60.5 J	0.44	mg/kg	SW846 6020	11/16-11/24/07	KAEWN1AG
		Dilution Factor: 1		Analysis Time..: 20:36	Analyst ID.....: 400149	
		Instrument ID..: ICPMS		MS Run #.....: 7320270	MDL.....: 0.018	
Copper	114	0.44	mg/kg	SW846 6020	11/16-11/24/07	KAEWN1AH
		Dilution Factor: 1		Analysis Time..: 20:36	Analyst ID.....: 400149	
		Instrument ID..: ICPMS		MS Run #.....: 7320270	MDL.....: 0.019	
Nickel	22.6 J	0.22	mg/kg	SW846 6020	11/16-11/24/07	KAEWN1AJ
		Dilution Factor: 1		Analysis Time..: 20:36	Analyst ID.....: 400149	
		Instrument ID..: ICPMS		MS Run #.....: 7320270	MDL.....: 0.015	
Lead	53.8	0.22	mg/kg	SW846 6020	11/16-11/24/07	KAEWN1AK
		Dilution Factor: 1		Analysis Time..: 20:36	Analyst ID.....: 400149	
		Instrument ID..: ICPMS		MS Run #.....: 7320270	MDL.....: 0.0076	
Antimony	0.16 B	0.44	mg/kg	SW846 6020	11/16-11/24/07	KAEWN1AL
		Dilution Factor: 1		Analysis Time..: 20:36	Analyst ID.....: 400149	
		Instrument ID..: ICPMS		MS Run #.....: 7320270	MDL.....: 0.0073	

(Continued on next page)

Tetra Tech NUS, Inc

Client Sample ID: FMC-4

TOTAL Metals

Lot-Sample #...: C7K020180-018 Matrix.....: SOLID

PARAMETER	RESULT	REPORTING LIMIT	UNITS	METHOD	PREPARATION-ANALYSIS DATE	WORK ORDER #
Selenium	1.6 J	1.1	mg/kg	SW846 6020	11/16-11/24/07	KAEWN1AM
		Dilution Factor: 1		Analysis Time..: 20:36	Analyst ID.....: 400149	
		Instrument ID..: ICPMS		MS Run #.....: 7320270	MDL.....: 0.090	
Thallium	0.13 B	0.22	mg/kg	SW846 6020	11/16-11/24/07	KAEWN1AN
		Dilution Factor: 1		Analysis Time..: 20:36	Analyst ID.....: 400149	
		Instrument ID..: ICPMS		MS Run #.....: 7320270	MDL.....: 0.0044	
Zinc	173 J	1.1	mg/kg	SW846 6020	11/16-11/24/07	KAEWN1AP
		Dilution Factor: 1		Analysis Time..: 20:36	Analyst ID.....: 400149	
		Instrument ID..: ICPMS		MS Run #.....: 7320270	MDL.....: 0.026	
Prep Batch #...: 7325029						
Mercury	0.19	0.037	mg/kg	SW846 7471A	11/21/07	KAEWN1AQ
		Dilution Factor: 0.5		Analysis Time..: 08:47	Analyst ID.....: 031043	
		Instrument ID..: HGHYDRA		MS Run #.....: 7325018	MDL.....: 0.0079	

NOTE(S):

Results and reporting limits have been adjusted for dry weight.

J Method blank contamination. The associated method blank contains the target analyte at a reportable level.

B Estimated result. Result is less than RL.

Tetra Tech NUS, Inc

Client Sample ID: FMC-5

TOTAL Metals

Lot-Sample #...: C7K020180-019 Matrix.....: SOLID
Date Sampled...: 10/31/07 Date Received..: 11/02/07
% Moisture.....: 75

PARAMETER	RESULT	REPORTING LIMIT	UNITS	METHOD	PREPARATION-ANALYSIS DATE	WORK ORDER #
Prep Batch #...: 7320542						
Silver	0.76	0.39	mg/kg	SW846 6020	11/16-11/24/07	KAEWQ1AC
		Dilution Factor: 1		Analysis Time..: 20:40	Analyst ID.....: 400149	
		Instrument ID..: ICPMS		MS Run #.....: 7320270	MDL.....: 0.0095	
Arsenic	11.5 J	0.39	mg/kg	SW846 6020	11/16-11/24/07	KAEWQ1AD
		Dilution Factor: 1		Analysis Time..: 20:40	Analyst ID.....: 400149	
		Instrument ID..: ICPMS		MS Run #.....: 7320270	MDL.....: 0.065	
Beryllium	2.3	0.39	mg/kg	SW846 6020	11/16-11/24/07	KAEWQ1AE
		Dilution Factor: 1		Analysis Time..: 20:40	Analyst ID.....: 400149	
		Instrument ID..: ICPMS		MS Run #.....: 7320270	MDL.....: 0.015	
Cadmium	3.7	0.39	mg/kg	SW846 6020	11/16-11/24/07	KAEWQ1AF
		Dilution Factor: 1		Analysis Time..: 20:40	Analyst ID.....: 400149	
		Instrument ID..: ICPMS		MS Run #.....: 7320270	MDL.....: 0.036	
Chromium	122 J	0.79	mg/kg	SW846 6020	11/16-11/24/07	KAEWQ1AG
		Dilution Factor: 1		Analysis Time..: 20:40	Analyst ID.....: 400149	
		Instrument ID..: ICPMS		MS Run #.....: 7320270	MDL.....: 0.032	
Copper	214	0.79	mg/kg	SW846 6020	11/16-11/24/07	KAEWQ1AH
		Dilution Factor: 1		Analysis Time..: 20:40	Analyst ID.....: 400149	
		Instrument ID..: ICPMS		MS Run #.....: 7320270	MDL.....: 0.034	
Nickel	45.0 J	0.39	mg/kg	SW846 6020	11/16-11/24/07	KAEWQ1AJ
		Dilution Factor: 1		Analysis Time..: 20:40	Analyst ID.....: 400149	
		Instrument ID..: ICPMS		MS Run #.....: 7320270	MDL.....: 0.027	
Lead	111	0.39	mg/kg	SW846 6020	11/16-11/24/07	KAEWQ1AK
		Dilution Factor: 1		Analysis Time..: 20:40	Analyst ID.....: 400149	
		Instrument ID..: ICPMS		MS Run #.....: 7320270	MDL.....: 0.013	
Antimony	0.15 B	0.79	mg/kg	SW846 6020	11/16-11/24/07	KAEWQ1AL
		Dilution Factor: 1		Analysis Time..: 20:40	Analyst ID.....: 400149	
		Instrument ID..: ICPMS		MS Run #.....: 7320270	MDL.....: 0.013	

(Continued on next page)

Tetra Tech NUS, Inc

Client Sample ID: FMC-5

TOTAL Metals

Lot-Sample #...: C7K020180-019 **Matrix.....:** SOLID

PARAMETER	RESULT	REPORTING LIMIT	UNITS	METHOD	PREPARATION-ANALYSIS DATE	WORK ORDER #
Selenium	**3.3 J**	**2.0**	**mg/kg**	**SW846 6020**	**11/16-11/24/07**	**KAEWQ1AM**
		Dilution Factor: 1		Analysis Time..: 20:40	Analyst ID.....: 400149	
		Instrument ID..: ICPMS		MS Run #.....: 7320270	MDL.....: 0.16	
Thallium	**0.26 B**	**0.39**	**mg/kg**	**SW846 6020**	**11/16-11/24/07**	**KAEWQ1AN**
		Dilution Factor: 1		Analysis Time..: 20:40	Analyst ID.....: 400149	
		Instrument ID..: ICPMS		MS Run #.....: 7320270	MDL.....: 0.0079	
Zinc	**332 J**	**2.0**	**mg/kg**	**SW846 6020**	**11/16-11/24/07**	**KAEWQ1AP**
		Dilution Factor: 1		Analysis Time..: 20:40	Analyst ID.....: 400149	
		Instrument ID..: ICPMS		MS Run #.....: 7320270	MDL.....: 0.046	
Prep Batch #...: 7325029						
Mercury	**0.44**	**0.065**	**mg/kg**	**SW846 7471A**	**11/21/07**	**KAEWQ1AQ**
		Dilution Factor: 0.5		Analysis Time..: 08:49	Analyst ID.....: 031043	
		Instrument ID..: HGHYDRA		MS Run #.....: 7325018	MDL.....: 0.014	

NOTE(S):

Results and reporting limits have been adjusted for dry weight.

J Method blank contamination. The associated method blank contains the target analyte at a reportable level.

B Estimated result. Result is less than RL.

Tetra Tech NUS, Inc

Client Sample ID: FMC-6

TOTAL Metals

Lot-Sample #...: C7K020180-020 Matrix.....: SOLID
Date Sampled...: 10/31/07 Date Received..: 11/02/07
% Moisture.....: 36

PARAMETER	RESULT	REPORTING LIMIT	UNITS	METHOD	PREPARATION-ANALYSIS DATE	WORK ORDER #
Prep Batch #...: 7320542						
Silver	0.13 B	0.16	mg/kg	SW846 6020	11/16-11/24/07	KAEWX1AC
		Dilution Factor: 1		Analysis Time..: 20:44	Analyst ID.....: 400149	
		Instrument ID..: ICPMS		MS Run #.....: 7320270	MDL.....: 0.0038	
Arsenic	2.4 J	0.16	mg/kg	SW846 6020	11/16-11/24/07	KAEWX1AD
		Dilution Factor: 1		Analysis Time..: 20:44	Analyst ID.....: 400149	
		Instrument ID..: ICPMS		MS Run #.....: 7320270	MDL.....: 0.026	
Beryllium	0.43	0.16	mg/kg	SW846 6020	11/16-11/24/07	KAEWX1AE
		Dilution Factor: 1		Analysis Time..: 20:44	Analyst ID.....: 400149	
		Instrument ID..: ICPMS		MS Run #.....: 7320270	MDL.....: 0.0058	
Cadmium	0.66	0.16	mg/kg	SW846 6020	11/16-11/24/07	KAEWX1AF
		Dilution Factor: 1		Analysis Time..: 20:44	Analyst ID.....: 400149	
		Instrument ID..: ICPMS		MS Run #.....: 7320270	MDL.....: 0.014	
Chromium	21.5 J	0.31	mg/kg	SW846 6020	11/16-11/24/07	KAEWX1AG
		Dilution Factor: 1		Analysis Time..: 20:44	Analyst ID.....: 400149	
		Instrument ID..: ICPMS		MS Run #.....: 7320270	MDL.....: 0.013	
Copper	45.4	0.31	mg/kg	SW846 6020	11/16-11/24/07	KAEWX1AH
		Dilution Factor: 1		Analysis Time..: 20:44	Analyst ID.....: 400149	
		Instrument ID..: ICPMS		MS Run #.....: 7320270	MDL.....: 0.013	
Nickel	8.1 J	0.16	mg/kg	SW846 6020	11/16-11/24/07	KAEWX1AJ
		Dilution Factor: 1		Analysis Time..: 20:44	Analyst ID.....: 400149	
		Instrument ID..: ICPMS		MS Run #.....: 7320270	MDL.....: 0.011	
Lead	17.6	0.16	mg/kg	SW846 6020	11/16-11/24/07	KAEWX1AK
		Dilution Factor: 1		Analysis Time..: 20:44	Analyst ID.....: 400149	
		Instrument ID..: ICPMS		MS Run #.....: 7320270	MDL.....: 0.0054	
Antimony	0.056 B	0.31	mg/kg	SW846 6020	11/16-11/24/07	KAEWX1AL
		Dilution Factor: 1		Analysis Time..: 20:44	Analyst ID.....: 400149	
		Instrument ID..: ICPMS		MS Run #.....: 7320270	MDL.....: 0.0052	

(Continued on next page)

Tetra Tech NUS, Inc

Client Sample ID: FMC-6

TOTAL Metals

Lot-Sample #...: C7K020180-020 Matrix.....: SOLID

PARAMETER	RESULT	REPORTING LIMIT	UNITS	METHOD	PREPARATION-ANALYSIS DATE	WORK ORDER #
Selenium	0.70 B,J	0.79	mg/kg	SW846 6020	11/16-11/24/07	KAEWX1AM
		Dilution Factor: 1		Analysis Time..: 20:44	Analyst ID.....: 400149	
		Instrument ID..: ICPMS		MS Run #.....: 7320270	MDL.....: 0.064	
Thallium	0.053 B	0.16	mg/kg	SW846 6020	11/16-11/24/07	KAEWX1AN
		Dilution Factor: 1		Analysis Time..: 20:44	Analyst ID.....: 400149	
		Instrument ID..: ICPMS		MS Run #.....: 7320270	MDL.....: 0.0031	
Zinc	61.7 J	0.79	mg/kg	SW846 6020	11/16-11/24/07	KAEWX1AP
		Dilution Factor: 1		Analysis Time..: 20:44	Analyst ID.....: 400149	
		Instrument ID..: ICPMS		MS Run #.....: 7320270	MDL.....: 0.018	
Prep Batch #...: 7325029						
Mercury	0.069	0.031	mg/kg	SW846 7471A	11/21/07	KAEWX1AQ
		Dilution Factor: 0.6		Analysis Time..: 08:51	Analyst ID.....: 031043	
		Instrument ID..: HGHYDRA		MS Run #.....: 7325018	MDL.....: 0.0067	

NOTE(S):

Results and reporting limits have been adjusted for dry weight.

B Estimated result. Result is less than RL.

J Method blank contamination. The associated method blank contains the target analyte at a reportable level.

Tetra Tech NUS, Inc

Client Sample ID: FMC-7

TOTAL Metals

Lot-Sample #...: C7K020180-021
Date Sampled...: 10/31/07 Date Received..: 11/02/07
% Moisture.....: 74
Matrix.....: SOLID

PARAMETER	RESULT	REPORTING LIMIT	UNITS	METHOD	PREPARATION-ANALYSIS DATE	WORK ORDER #
Prep Batch #...: 7320542						
Silver	0.68	0.39	mg/kg	SW846 6020	11/16-11/24/07	KAEW11AC
		Dilution Factor: 1		Analysis Time..: 20:48	Analyst ID.....: 400149	
		Instrument ID..: ICPMS		MS Run #.....: 7320270	MDL.....: 0.0093	
Arsenic	11.5 J	0.39	mg/kg	SW846 6020	11/16-11/24/07	KAEW11AD
		Dilution Factor: 1		Analysis Time..: 20:48	Analyst ID.....: 400149	
		Instrument ID..: ICPMS		MS Run #.....: 7320270	MDL.....: 0.064	
Beryllium	2.1	0.39	mg/kg	SW846 6020	11/16-11/24/07	KAEW11AE
		Dilution Factor: 1		Analysis Time..: 20:48	Analyst ID.....: 400149	
		Instrument ID..: ICPMS		MS Run #.....: 7320270	MDL.....: 0.014	
Cadmium	2.9	0.39	mg/kg	SW846 6020	11/16-11/24/07	KAEW11AF
		Dilution Factor: 1		Analysis Time..: 20:48	Analyst ID.....: 400149	
		Instrument ID..: ICPMS		MS Run #.....: 7320270	MDL.....: 0.035	
Chromium	104 J	0.77	mg/kg	SW846 6020	11/16-11/24/07	KAEW11AG
		Dilution Factor: 1		Analysis Time..: 20:48	Analyst ID.....: 400149	
		Instrument ID..: ICPMS		MS Run #.....: 7320270	MDL.....: 0.031	
Copper	242	0.77	mg/kg	SW846 6020	11/16-11/24/07	KAEW11AH
		Dilution Factor: 1		Analysis Time..: 20:48	Analyst ID.....: 400149	
		Instrument ID..: ICPMS		MS Run #.....: 7320270	MDL.....: 0.033	
Nickel	40.0 J	0.39	mg/kg	SW846 6020	11/16-11/24/07	KAEW11AJ
		Dilution Factor: 1		Analysis Time..: 20:48	Analyst ID.....: 400149	
		Instrument ID..: ICPMS		MS Run #.....: 7320270	MDL.....: 0.026	
Lead	99.8	0.39	mg/kg	SW846 6020	11/16-11/24/07	KAEW11AK
		Dilution Factor: 1		Analysis Time..: 20:48	Analyst ID.....: 400149	
		Instrument ID..: ICPMS		MS Run #.....: 7320270	MDL.....: 0.013	
Antimony	0.18 B	0.77	mg/kg	SW846 6020	11/16-11/24/07	KAEW11AL
		Dilution Factor: 1		Analysis Time..: 20:48	Analyst ID.....: 400149	
		Instrument ID..: ICPMS		MS Run #.....: 7320270	MDL.....: 0.013	

(Continued on next page)

Tetra Tech NUS, Inc

Client Sample ID: FMC-7

TOTAL Metals

Lot-Sample #...: C7K020180-021 Matrix.....: SOLID

PARAMETER	RESULT	REPORTING LIMIT	UNITS	METHOD	PREPARATION-ANALYSIS DATE	WORK ORDER #
Selenium	3.1 J	1.9	mg/kg	SW846 6020	11/16-11/24/07	KAEW11AM
		Dilution Factor: 1		Analysis Time..: 20:48	Analyst ID.....: 400149	
		Instrument ID..: ICPMS		MS Run #.....: 7320270	MDL.....: 0.16	
Thallium	0.24 B	0.39	mg/kg	SW846 6020	11/16-11/24/07	KAEW11AN
		Dilution Factor: 1		Analysis Time..: 20:48	Analyst ID.....: 400149	
		Instrument ID..: ICPMS		MS Run #.....: 7320270	MDL.....: 0.0077	
Zinc	314 J	1.9	mg/kg	SW846 6020	11/16-11/24/07	KAEW11AP
		Dilution Factor: 1		Analysis Time..: 20:48	Analyst ID.....: 400149	
		Instrument ID..: ICPMS		MS Run #.....: 7320270	MDL.....: 0.045	
Prep Batch #...: 7325032						
Mercury	0.34	0.064	mg/kg	SW846 7471A	11/21/07	KAEW11AQ
		Dilution Factor: 0.5		Analysis Time..: 08:56	Analyst ID.....: 031043	
		Instrument ID..: HGHYDRA		MS Run #.....: 7325020	MDL.....: 0.014	

NOTE(S):

Results and reporting limits have been adjusted for dry weight.

J Method blank contamination. The associated method blank contains the target analyte at a reportable level.

B Estimated result. Result is less than RL.

Tetra Tech NUS, Inc

Client Sample ID: FMC-8

TOTAL Metals

Lot-Sample #...: C7K020180-022 Matrix.....: SOLID
Date Sampled...: 10/31/07 Date Received..: 11/02/07
% Moisture.....: 73

PARAMETER	RESULT	REPORTING LIMIT	UNITS	METHOD	PREPARATION-ANALYSIS DATE	WORK ORDER #
Prep Batch #...: 7320542						
Silver	0.85	0.37	mg/kg	SW846 6020	11/16-11/24/07	KAEW51AC
		Dilution Factor: 1		Analysis Time..: 20:53	Analyst ID.....: 400149	
		Instrument ID..: ICPMS		MS Run #.....: 7320270	MDL.....: 0.0089	
Arsenic	15.8 J	0.37	mg/kg	SW846 6020	11/16-11/24/07	KAEW51AD
		Dilution Factor: 1		Analysis Time..: 20:53	Analyst ID.....: 400149	
		Instrument ID..: ICPMS		MS Run #.....: 7320270	MDL.....: 0.061	
Beryllium	2.4	0.37	mg/kg	SW846 6020	11/16-11/24/07	KAEW51AE
		Dilution Factor: 1		Analysis Time..: 20:53	Analyst ID.....: 400149	
		Instrument ID..: ICPMS		MS Run #.....: 7320270	MDL.....: 0.014	
Cadmium	6.4	0.37	mg/kg	SW846 6020	11/16-11/24/07	KAEW51AF
		Dilution Factor: 1		Analysis Time..: 20:53	Analyst ID.....: 400149	
		Instrument ID..: ICPMS		MS Run #.....: 7320270	MDL.....: 0.034	
Chromium	134 J	0.74	mg/kg	SW846 6020	11/16-11/24/07	KAEW51AG
		Dilution Factor: 1		Analysis Time..: 20:53	Analyst ID.....: 400149	
		Instrument ID..: ICPMS		MS Run #.....: 7320270	MDL.....: 0.030	
Copper	158	0.74	mg/kg	SW846 6020	11/16-11/24/07	KAEW51AH
		Dilution Factor: 1		Analysis Time..: 20:53	Analyst ID.....: 400149	
		Instrument ID..: ICPMS		MS Run #.....: 7320270	MDL.....: 0.031	
Nickel	52.3 J	0.37	mg/kg	SW846 6020	11/16-11/24/07	KAEW51AJ
		Dilution Factor: 1		Analysis Time..: 20:53	Analyst ID.....: 400149	
		Instrument ID..: ICPMS		MS Run #.....: 7320270	MDL.....: 0.025	
Lead	123	0.37	mg/kg	SW846 6020	11/16-11/24/07	KAEW51AK
		Dilution Factor: 1		Analysis Time..: 20:53	Analyst ID.....: 400149	
		Instrument ID..: ICPMS		MS Run #.....: 7320270	MDL.....: 0.013	
Antimony	0.17 B	0.74	mg/kg	SW846 6020	11/16-11/24/07	KAEW51AL
		Dilution Factor: 1		Analysis Time..: 20:53	Analyst ID.....: 400149	
		Instrument ID..: ICPMS		MS Run #.....: 7320270	MDL.....: 0.012	

(Continued on next page)

Tetra Tech NUS, Inc

Client Sample ID: FMC-8

TOTAL Metals

Lot-Sample #...: C7K020180-022 Matrix.....: SOLID

PARAMETER	RESULT	REPORTING LIMIT	UNITS	METHOD	PREPARATION-ANALYSIS DATE	WORK ORDER #
Selenium	3.4 J	1.9	mg/kg	SW846 6020	11/16-11/24/07	KAEW51AM
		Dilution Factor: 1		Analysis Time..: 20:53	Analyst ID.....: 400149	
		Instrument ID..: ICPMS		MS Run #.....: 7320270	MDL.....: 0.15	
Thallium	0.27 B	0.37	mg/kg	SW846 6020	11/16-11/24/07	KAEW51AN
		Dilution Factor: 1		Analysis Time..: 20:53	Analyst ID.....: 400149	
		Instrument ID..: ICPMS		MS Run #.....: 7320270	MDL.....: 0.0074	
Zinc	344 J	1.9	mg/kg	SW846 6020	11/16-11/24/07	KAEW51AP
		Dilution Factor: 1		Analysis Time..: 20:53	Analyst ID.....: 400149	
		Instrument ID..: ICPMS		MS Run #.....: 7320270	MDL.....: 0.043	
Prep Batch #...: 7325032						
Mercury	0.40	0.061	mg/kg	SW846 7471A	11/21/07	KAEW51AQ
		Dilution Factor: 0.5		Analysis Time..: 08:57	Analyst ID.....: 031043	
		Instrument ID..: HGHYDRA		MS Run #.....: 7325020	MDL.....: 0.013	

NOTE(S):

Results and reporting limits have been adjusted for dry weight.

J Method blank contamination. The associated method blank contains the target analyte at a reportable level.

B Estimated result. Result is less than RL.

Tetra Tech NUS, Inc

Client Sample ID: FMC-9

TOTAL Metals

Lot-Sample #...: C7K020180-002 Matrix.....: SOLID
Date Sampled...: 10/30/07 Date Received..: 11/02/07
% Moisture.....: 74

PARAMETER	RESULT	REPORTING LIMIT	UNITS	METHOD	PREPARATION-ANALYSIS DATE	WORK ORDER #
Prep Batch #...: 7320530						
Silver	0.61	0.38	mg/kg	SW846 6020	11/16-11/24/07	KAERC1AC
		Dilution Factor: 1		Analysis Time..: 18:29	Analyst ID.....: 400149	
		Instrument ID..: ICPMS		MS Run #.....: 7320265	MDL.....: 0.0091	
Arsenic	9.9	0.38	mg/kg	SW846 6020	11/16-11/24/07	KAERC1AD
		Dilution Factor: 1		Analysis Time..: 18:29	Analyst ID.....: 400149	
		Instrument ID..: ICPMS		MS Run #.....: 7320265	MDL.....: 0.063	
Beryllium	1.7	0.38	mg/kg	SW846 6020	11/16-11/24/07	KAERC1AE
		Dilution Factor: 1		Analysis Time..: 18:29	Analyst ID.....: 400149	
		Instrument ID..: ICPMS		MS Run #.....: 7320265	MDL.....: 0.014	
Cadmium	3.8	0.38	mg/kg	SW846 6020	11/16-11/24/07	KAERC1AF
		Dilution Factor: 1		Analysis Time..: 18:29	Analyst ID.....: 400149	
		Instrument ID..: ICPMS		MS Run #.....: 7320265	MDL.....: 0.035	
Chromium	98.7 J	0.76	mg/kg	SW846 6020	11/16-11/24/07	KAERC1AG
		Dilution Factor: 1		Analysis Time..: 18:29	Analyst ID.....: 400149	
		Instrument ID..: ICPMS		MS Run #.....: 7320265	MDL.....: 0.030	
Copper	234	0.76	mg/kg	SW846 6020	11/16-11/24/07	KAERC1AH
		Dilution Factor: 1		Analysis Time..: 18:29	Analyst ID.....: 400149	
		Instrument ID..: ICPMS		MS Run #.....: 7320265	MDL.....: 0.032	
Nickel	34.0	0.38	mg/kg	SW846 6020	11/16-11/24/07	KAERC1AJ
		Dilution Factor: 1		Analysis Time..: 18:29	Analyst ID.....: 400149	
		Instrument ID..: ICPMS		MS Run #.....: 7320265	MDL.....: 0.026	
Lead	98.3	0.38	mg/kg	SW846 6020	11/16-11/24/07	KAERC1AK
		Dilution Factor: 1		Analysis Time..: 18:29	Analyst ID.....: 400149	
		Instrument ID..: ICPMS		MS Run #.....: 7320265	MDL.....: 0.013	
Antimony	0.40 B	0.76	mg/kg	SW846 6020	11/16-11/24/07	KAERC1AL
		Dilution Factor: 1		Analysis Time..: 18:29	Analyst ID.....: 400149	
		Instrument ID..: ICPMS		MS Run #.....: 7320265	MDL.....: 0.013	

(Continued on next page)

Tetra Tech NUS, Inc

Client Sample ID: FMC-9

TOTAL Metals

Lot-Sample #...: C7K020180-002 Matrix.....: SOLID

PARAMETER	RESULT	REPORTING LIMIT	UNITS	METHOD	PREPARATION-ANALYSIS DATE	WORK ORDER #
Selenium	2.5	1.9	mg/kg	SW846 6020	11/16-11/24/07	KAERC1AM
		Dilution Factor: 1		Analysis Time..: 18:29	Analyst ID.....: 400149	
		Instrument ID..: ICPMS		MS Run #.....: 7320265	MDL.....: 0.15	
Thallium	0.29 B,J	0.38	mg/kg	SW846 6020	11/16-11/24/07	KAERC1AN
		Dilution Factor: 1		Analysis Time..: 18:29	Analyst ID.....: 400149	
		Instrument ID..: ICPMS		MS Run #.....: 7320265	MDL.....: 0.0076	
Zinc	304 J	1.9	mg/kg	SW846 6020	11/16-11/24/07	KAERC1AP
		Dilution Factor: 1		Analysis Time..: 18:29	Analyst ID.....: 400149	
		Instrument ID..: ICPMS		MS Run #.....: 7320265	MDL.....: 0.044	
Prep Batch #...: 7325029						
Mercury	0.41	0.063	mg/kg	SW846 7471A	11/21/07	KAERC1AQ
		Dilution Factor: 0.5		Analysis Time..: 08:10	Analyst ID.....: 031043	
		Instrument ID..: HGHYDRA		MS Run #.....: 7325018	MDL.....: 0.013	

NOTE(S):

Results and reporting limits have been adjusted for dry weight.

J Method blank contamination. The associated method blank contains the target analyte at a reportable level.

B Estimated result. Result is less than RL.

Martin State Airport, MD

CR, Hexavalent

Lab Name: TESTAMERICA PITTSBURGH
Client Name: Tetra Tech NUS, Inc
Matrix: SOLID
Method: SW846 7196A
Lot Number: C7K020180

Alkaline Digestion for Hexavalent Chromium

Client Sample ID	Sample Number	Workorder	Result	Units	Min. Detection Limit	Reporting Limit	Dilution Factor	Prep Date - Analysis Date/Time	QC Batch
FMC-24	C7K020180 001	KAEM31AR	ND	mg/kg	0.60	1.9	1.01	11/7/2007 - 11/9/2007 09:41	7313044
FMC-9	C7K020180 002	KAERC1AR	ND	mg/kg	0.47	1.5	1	11/7/2007 - 11/9/2007 09:42	7313044
FMC-10	C7K020180 003	KAERF1AR	ND	mg/kg	0.40	1.3	0.99	11/7/2007 - 11/9/2007 09:43	7313044
FMC-11	C7K020180 004	KAERJ1AR	ND	mg/kg	0.50	1.6	1	11/7/2007 - 11/9/2007 09:44	7313044
FMC-12	C7K020180 005	KAERM1AR	ND	mg/kg	0.32	1.0	1.03	11/7/2007 - 11/9/2007 09:45	7313044
FMC-13	C7K020180 006	KAERT1AR	ND	mg/kg	0.42	1.4	1.04	11/7/2007 - 11/9/2007 09:46	7313044
FMC-14	C7K020180 007	KAER01AR	ND	mg/kg	0.45	1.5	1.03	11/7/2007 - 11/9/2007 09:47	7313044
FMC-15	C7K020180 008	KAETX1AR	ND	mg/kg	0.17	0.55	1.02	11/7/2007 - 11/9/2007 09:50	7313044
FMC-16	C7K020180 009	KAET31AR	ND	mg/kg	0.17	0.57	1.03	11/7/2007 - 11/9/2007 09:51	7313044
FMC-17	C7K020180 010	KAET71AR	ND	mg/kg	0.18	0.58	0.98	11/7/2007 - 11/9/2007 09:52	7313044
FMC-18	C7K020180 011	KAEVC1AR	ND	mg/kg	0.42	1.3	0.99	11/7/2007 - 11/9/2007 09:53	7313044
FMC-19	C7K020180 012	KAEVF1AR	ND	mg/kg	0.39	1.3	1	11/7/2007 - 11/9/2007 09:54	7313044
FMC-20	C7K020180 013	KAEVN1AR	ND	mg/kg	0.46	1.5	1	11/7/2007 - 11/9/2007 09:55	7313044
FMC-21	C7K020180 014	KAEV01AR	ND	mg/kg	0.17	0.53	1.01	11/7/2007 - 11/9/2007 09:56	7313044
FMC-22	C7K020180 015	KAEV31AR	ND	mg/kg	0.16	0.52	0.98	11/7/2007 - 11/9/2007 10:03	7313044
FMC-23	C7K020180 016	KAEV91AR	ND	mg/kg	0.18	0.57	1.02	11/7/2007 - 11/9/2007 10:04	7313044
FMC-3	C7K020180 017	KAEWD1A	ND	mg/kg	0.19	0.60	0.97	11/7/2007 - 11/9/2007 10:05	7313044
FMC-4	C7K020180 018	KAEWN1A	ND	mg/kg	0.28	0.91	1.03	11/7/2007 - 11/9/2007 10:06	7313044

Martin State Airport, MD

CR, Hexavalent

Lab Name: TESTAMERICA PITTSBURGH
Client Name: Tetra Tech NUS, Inc
Matrix: SOLID

Method: SW846 7196A
Lot Number: C7K020180

FMC-5	C7K020180 019	KAEWQ1A	ND	mg/kg	0.49	1.6	1.03	11/7/2007 - 11/9/2007 10:07	7313044
FMC-6	C7K020180 020	KAEWX1A	ND	mg/kg	0.20	0.62	0.99	11/7/2007 - 11/9/2007 10:08	7313044
FMC-7	C7K020180 021	KAEW11AR	ND	mg/kg	0.48	1.6	1.03	11/9/2007 - 11/13/2007 13:15	7317191
FMC-7	C7K020180 021	KAEW12AR	ND	mg/kg	0.48	1.6	1.03	11/9/2007 - 11/13/2007 15:35	7317305
FMC-8	C7K020180 022	KAEW51AR	ND	mg/kg	0.46	1.4	0.97	11/9/2007 - 11/13/2007 13:16	7317191
FMC-8	C7K020180 022	KAEW52AR	ND	mg/kg	0.46	1.5	1.02	11/9/2007 - 11/13/2007 15:36	7317305
FMC-25	C7K020180 023	KAEW92AR	ND	mg/kg	0.48	1.5	0.97	11/9/2007 - 11/13/2007 15:37	7317305
FMC-25	C7K020180 023	KAEW91AR	ND	mg/kg	0.48	1.5	1	11/9/2007 - 11/13/2007 13:17	7317191
FMC-26	C7K020180 024	KAEXG2AR	ND	mg/kg	0.42	1.3	1	11/9/2007 - 11/13/2007 15:38	7317305
FMC-26	C7K020180 024	KAEXG1AR	ND	mg/kg	0.42	1.4	1.02	11/9/2007 - 11/13/2007 13:18	7317191

Martin State Airport, MD

Perchlorate

Lab Name: TESTAMERICA KNOXVILLE
Client Name: Tetra Tech NUS, Inc
Matrix: SOLID
Method: EPA-DW1 314.0
Lot Number: C7K020180

Perchlorate - DI Leach

Client Sample ID	Sample Number	Workorder	Result	Units	Min. Detection Limit	Reporting Limit	Dilution Factor	Prep Date - Analysis Date/Time	QC Batch
FMC-24	C7K020180 001	KAEM31A	ND	ug/kg	190	190	1	11/12/2007 - 11/12/2007 15:03	7317074
FMC-9	C7K020180 002	KAERC1A	ND	ug/kg	152	152	1	11/12/2007 - 11/12/2007 15:27	7317074
FMC-10	C7K020180 003	KAERF1A	ND	ug/kg	127	127	1	11/12/2007 - 11/12/2007 15:52	7317074
FMC-11	C7K020180 004	KAERJ1AW	ND	ug/kg	159	159	1	11/12/2007 - 11/12/2007 16:17	7317074
FMC-12	C7K020180 005	KAERM1A	ND	ug/kg	101	101	1	11/12/2007 - 11/12/2007 16:41	7317074
FMC-13	C7K020180 006	KAERT1A	ND	ug/kg	134	134	1	11/12/2007 - 11/12/2007 17:06	7317074
FMC-14	C7K020180 007	KAER01AW	ND	ug/kg	144	144	1	11/12/2007 - 11/12/2007 17:31	7317074
FMC-15	C7K020180 008	KAETX1AW	ND	ug/kg	54.4	54.4	1	11/12/2007 - 11/12/2007 17:55	7317074
FMC-16	C7K020180 009	KAET31AW	ND	ug/kg	55.0	55.0	1	11/12/2007 - 11/12/2007 18:20	7317074
FMC-17	C7K020180 010	KAET71AW	ND	ug/kg	58.9	58.9	1	11/12/2007 - 11/12/2007 18:44	7317074
FMC-18	C7K020180 011	KAEVC1A	ND	ug/kg	133	133	1	11/12/2007 - 11/12/2007 19:58	7317074
FMC-19	C7K020180 012	KAEVF1AW	ND	ug/kg	125	125	1	11/12/2007 - 11/12/2007 20:23	7317074
FMC-20	C7K020180 013	KAEVN1A	ND	ug/kg	146	146	1	11/13/2007 - 11/13/2007 13:32	7318090
FMC-21	C7K020180 014	KAEV01AW	ND	ug/kg	52.9	52.9	1	11/13/2007 - 11/13/2007 13:56	7318090
FMC-22	C7K020180 015	KAEV31AW	ND	ug/kg	53.2	53.2	1	11/13/2007 - 11/13/2007 14:21	7318090
FMC-23	C7K020180 016	KAEV91AW	ND	ug/kg	56.5	56.5	1	11/13/2007 - 11/13/2007 14:46	7318090
FMC-3	C7K020180 017	KAEWD1A	ND	ug/kg	61.5	61.5	1	11/13/2007 - 11/13/2007 15:10	7318090
FMC-4	C7K020180 018	KAEWN1A	ND	ug/kg	88.8	88.8	1	11/13/2007 - 11/13/2007 15:35	7318090

Martin State Airport, MD

Perchlorate

Lab Name: TESTAMERICA KNOXVILLE
Client Name: Tetra Tech NUS, Inc
Matrix: SOLID

Method: EPA-DW1 314.0
Lot Number: C7K020180

FMC-5	C7K020180 019	KAEWQ1A	ND	ug/kg	158	158	1	11/13/2007 - 11/13/2007 16:00	7318090
FMC-6	C7K020180 020	KAEWX1A	ND	ug/kg	63.0	63.0	1	11/13/2007 - 11/13/2007 16:24	7318090
FMC-7	C7K020180 021	KAEW11A	ND	ug/kg	154	154	1	11/13/2007 - 11/13/2007 16:49	7318090
FMC-8	C7K020180 022	KAEW51A	ND	ug/kg	148	148	1	11/13/2007 - 11/13/2007 18:03	7318090
FMC-25	C7K020180 023	KAEW91A	ND	ug/kg	153	153	1	11/13/2007 - 11/13/2007 18:27	7318090
FMC-26	C7K020180 024	KAEXG1A	ND	ug/kg	134	134	1	11/13/2007 - 11/13/2007 13:07	7318090

Martin State Airport, MD

Percent Solids

Lab Name: TESTAMERICA PITTSBURGH
Client Name: Tetra Tech NUS, Inc
Matrix: SOLID
Method: MCAWW 160.3 MOD
Lot Number: C7K020180

Total Residue as Percent Solids

Client Sample ID	Sample Number	Workorder	Result	Units	Min. Detection Limit	Reporting Limit	Dilution Factor	Prep Date - Analysis Date/Time	QC Batch
FMC-24	C7K020180 001	KAEM31AA	21.0	%	0.0		1	11/7/2007 - 11/8/2007 00:00	7311060
FMC-9	C7K020180 002	KAERC1AA	26.3	%	0.0		1	11/7/2007 - 11/8/2007 00:00	7311060
FMC-10	C7K020180 003	KAERF1AA	31.6	%	0.0		1	11/7/2007 - 11/8/2007 00:00	7311060
FMC-11	C7K020180 004	KAERJ1AA	25.2	%	0.0		1	11/7/2007 - 11/8/2007 00:00	7311060
FMC-12	C7K020180 005	KAERM1AA	39.6	%	0.0		1	11/7/2007 - 11/8/2007 00:00	7311060
FMC-13	C7K020180 006	KAERT1AA	30.0	%	0.0		1	11/7/2007 - 11/8/2007 00:00	7311060
FMC-14	C7K020180 007	KAER01AA	27.8	%	0.0		1	11/7/2007 - 11/8/2007 00:00	7311060
FMC-15	C7K020180 008	KAETX1AA	73.6	%	0.0		1	11/7/2007 - 11/8/2007 00:00	7311060
FMC-16	C7K020180 009	KAET31AA	72.8	%	0.0		1	11/7/2007 - 11/8/2007 00:00	7311060
FMC-17	C7K020180 010	KAET71AA	67.9	%	0.0		1	11/7/2007 - 11/8/2007 00:00	7311060
FMC-18	C7K020180 011	KAEVC1AA	30.0	%	0.0		1	11/7/2007 - 11/8/2007 00:00	7311060
FMC-19	C7K020180 012	KAEVF1AA	31.9	%	0.0		1	11/7/2007 - 11/8/2007 00:00	7311060
FMC-20	C7K020180 013	KAEVN1AA	27.3	%	0.0		1	11/7/2007 - 11/8/2007 00:00	7311060
FMC-21	C7K020180 014	KAEV01AA	75.7	%	0.0		1	11/7/2007 - 11/8/2007 00:00	7311060
FMC-22	C7K020180 015	KAEV31AA	75.2	%	0.0		1	11/7/2007 - 11/8/2007 00:00	7311060
FMC-23	C7K020180 016	KAEV91AA	70.8	%	0.0		1	11/7/2007 - 11/8/2007 00:00	7311060
FMC-3	C7K020180 017	KAEWD1A	65.1	%	0.0		1	11/7/2007 - 11/8/2007 00:00	7311060
FMC-4	C7K020180 018	KAEWN1A	45.0	%	0.0		1	11/7/2007 - 11/8/2007 00:00	7311060

Martin State Airport, MD

Percent Solids

Lab Name: TESTAMERICA PITTSBURGH
Client Name: Tetra Tech NUS, Inc
Matrix: SOLID

Method: MCAWW 160.3 MOD
Lot Number: C7K020180

FMC-5	C7K020180 019	KAEWQ1A	25.4	%	0.0		1	11/7/2007 - 11/8/2007 00:00	7311060
FMC-6	C7K020180 020	KAEWX1A	63.5	%	0.0		1	11/7/2007 - 11/8/2007 00:00	7311060
FMC-7	C7K020180 021	KAEW11AA	25.9	%	0.0	1.0	1	11/8/2007 - 11/9/2007 06:09	7312107
FMC-8	C7K020180 022	KAEW51AA	27.0	%	0.0	1.0	1	11/8/2007 - 11/9/2007 06:09	7312107
FMC-25	C7K020180 023	KAEW91AA	26.1	%	0.0	1.0	1	11/8/2007 - 11/9/2007 06:09	7312107
FMC-26	C7K020180 024	KAEXG1AA	29.8	%	0.0	1.0	1	11/8/2007 - 11/9/2007 06:09	7312107

APPENDIX C
SUPPORT DOCUMENTATION

TestAmerica
THE LEADER IN ENVIRONMENTAL TESTING

ANALYTICAL REPORT

PROJECT NO. MARTIN STATE

Martin State Airport, MD

Lot #: C7K020180

Amy Thomson

Tetra Tech NUS Inc
Foster Plaza 7
661 Anderson Drive
Pittsburgh, PA 15220-2745

TESTAMERICA LABORATORIES, INC.

Veronica Bortot
Project Manager

December 6, 2007

CASE NARRATIVE
TETRA TECH NUS, INC.
Martin State Airport

Lot #: C7K020180

The following report contains the analytical results for samples submitted to TestAmerica Pittsburgh by Tetra Tech NUS, INC. The samples were received November 2, 2007 according to documented sample acceptance procedures.

TestAmerica Pittsburgh utilizes only USEPA approved methods and instrumentation in all analytical work. The samples presented in this report were analyzed for the parameters listed on the method reference page in accordance with the methods indicated.

Sample Receiving:
The lot closed on November 2, 2007.

If project specific QC was not required for samples contained in this report, when batch QC was completed on these samples, anomalous results will be discussed below.

GC/MS Volatiles:
All non-CCC compounds that have >15% RSD were evaluated to see if a better curve could be drawn using a quadratic curve. All compounds <30% RSD will use an average response factor curve if no visible improvement is accomplished using a quadratic curve. A quadratic curve will be used for a compound where it is determined to be the "best-fit" evaluation.

The following compounds had the %D > 25% in the calibration verification standardCC6111007; but were within the expected performance range for these compounds: 2-Butanone 28.1% and Acetone 37.3%.

The method blank for batch 7314148 had methylene chloride detected below the reporting limit but above the MDL. The result was flagged with a "J" qualifier. Any sample associated with this blank that had methylene chloride detected had the result flagged with a "B" qualifier.

The LCS associated with batch 7314148 had acetone and acetone recover high and outside of criteria. All control compounds recovered within limits.

GC/MS Semivolatiles:
The following compounds associated with ICAL S111307LL827071used a quadratic curve which had a correlation coefficient of R^2 = .990 or R = .995 or were accepted with the client and/or QA approval: 2,4,5-Trichlorophenol, 2,4,6-Tribromophenol, 2,4-Dinitrophenol, 2,4-Dinitrotoluene, 2,6-Dinitrotoluene, 2-Nitroaniline, 2-Nitrophenol, 3,3-Dichlorobenzidine, 3-Nitroaniline, 4,6-Dinitro-2-methylphenol, 4-Nitroaniline, 4-Nitrophenol, Benzaldehyde, bis(2-Ethylhexyl) phthalate, Butyl benzyl phthalate, Caprolactam, Di-n-octyl phthalate and Pentachlorophenol.

GC/MS Semivolatiles(cont.):
All non-CCC compounds that have >15% RSD were evaluated to see if a better curve could be drawn using a quadratic curve. All compounds <30% RSD will use an average response factor curve if no visible improvement is accomplished using a quadratic curve. A quadratic curve will be used for a compound where it is determined to be the "best-fit" evaluation.

The following compounds had the %D > 25% in the calibration verification standard F11280C2; but were within the expected performance range for these compounds: Hexachlorocyclopentadiene 25.2%, 2,4-Dinitrophenol 31.9%, 4-Nitroaniline 25.4% and 4,6-Dinitro-2-methylphenol 27.8%.

The following compound had the %D > 25% in the calibration verification standard S112307CCC; but was within the expected performance range for this compound: 2,4-Dinitrophenol 32.7%.

The following compound had the %D > 25% in the calibration verification standard S112707CCC; but was within the expected performance range for this compound: 2,4-Dinitrophenol 31.7%.

Due to the concentration of target compounds detected and/or matrix effect, several samples were analyzed at a dilution. Matrix effect was evident in the chromatogram.

The method blank for batch 7313027 had diethyl phthalate detected below the reporting limit but above the MDL. The result was flagged with a "J" qualifier. Any sample associated with this blank that had diethyl phthalate detected had the result flagged with a "B" qualifier.

The MS and/or MSD associated with sample FMC-15 had hexachlorocyclopentadiene and hexachloroethane recover low and outside of criteria. Acceptable LCS data demonstrates that the analytical system was operating in control; this condition is most likely due to a matrix effect.

PCBs:
There were no problems associated with the analysis.

Metals:
The method blanks had analytes detected at concentrations between the MDL and the reporting limit. The results were flagged with a "B" qualifier. Any sample associated with a method blank that had the same analyte detected had the result flagged with a "J" qualifier.

Metals cont.
For FMC-24 matrix spike and matrix spike duplicate, lead recoveries were not calculated due to the concentration of analyte in the sample being >4 times the concentration of spike added.

For FMC-24 matrix spike and matrix spike duplicate, antimony recoveries were below the control limits.

For FMC-20 matrix spike and matrix spike duplicate, lead recoveries were not calculated due to the concentration of analyte in the sample being >4 times the concentration of spike added.

For FMC-20 matrix spike and matrix spike duplicate, antimony and selenium recoveries were below the control limits.

For FMC-20 matrix spike duplicate, zinc recovery was below the control limits.

General Chemistry:
TestAmerica, Knoxville, TN analyzed the perchlorate.

Organotins:
TestAmerica, Tacoma, WA analyzed the organotins.

METHODS SUMMARY

C7K020180

PARAMETER	ANALYTICAL METHOD	PREPARATION METHOD
Hexavalent Chromium	SW846 7196A	SW846 3060A
ICP-MS (6020)	SW846 6020	SW846 3050B
Mercury in Solid Waste (Manual Cold-Vapor)	SW846 7471A	SW846 7471A
Perchlorate	EPA-DW1 314.0	EPA 314.0
PCBs by SW-846 8082	SW846 8082	SW846 3541
Semivolatile Organics GCMS BNA 8270C	SW846 8270C	
Total Residue as Percent Solids	MCAWW 160.3 MOD	MCAWW 160.3 MOD
Volatile Organics by GC/MS	SW846 8260B	SW846 5030B/826

References:

EPA-DW1 "METHODS FOR THE DETERMINATION OF ORGANIC AND INORGANIC COMPOUNDS IN DRINKING WATER," VOLUME 1, EPA 815-R-00-014.

MCAWW "Methods for Chemical Analysis of Water and Wastes", EPA-600/4-79-020, March 1983 and subsequent revisions.

SW846 "Test Methods for Evaluating Solid Waste, Physical/Chemical Methods", Third Edition, November 1986 and its updates.

C7K020180

Chain of Custody Record

STL-4124 (0901)

SEVERN TRENT **STL**

Severn Trent Laboratories, Inc.

Client: Tetra Tech NUS	Project Manager: Mike Martin	Date: 10/30/07	Chain of Custody Number: 322455
Address: 20251 Century Blvd Ste 200	Telephone Number (Area Code)/Fax Number: 301 528 3022	Lab Number:	Page 2 of 6
City: Germantown; State: MD; Zip Code: 20874	Site Contact: T. Apanavage; Lab Contact: B Hall		
Project Name and Location (State): Martin State Airport, MD Frog Mortar Creek	Carrier/Waybill Number:		
Contract/Purchase Order/Quote No.: 18001572-1			

Analysis (Attach list if more space is needed)

Sample I.D. No. and Description (Containers for each sample may be combined on one line)	Date	Time	Matrix: Air	Aqueous	Sed.	Soil	Containers & Preservatives: Unpres.	H2SO4	HNO3	HCl	NaOH	ZnAc/NaOH	Susv Metal PCB	Volatiles	Perchlorate	Organotin	Special Instructions/ Conditions of Receipt
~~FCM 11~~ FMC 11	10/30/07				X								X				4-4oz jars
~~FCM 11~~ FMC 11	10/30/07				X									X			
~~FCM 11~~ FMC 11	10/30/07				X										X		
~~FCM 11~~ FMC 11					X											X	
~~FCM 12~~ FMC 12					X								X				4-4oz jars
~~FCM 12~~ FMC 12					X									X			
~~FCM 12~~ FMC 12					X										X		
~~FCM 12~~ FMC 12					X											X	
~~FCM 13~~ FMC 13					X								X				4-4oz jars
~~FCM 13~~ FMC 13					X									X			
~~FCM 13~~ FMC 13					X										X		
~~FCM 13~~ FMC 13					X											X	

Possible Hazard Identification: ☐ Non-Hazard ☐ Flammable ☐ Skin Irritant ☐ Poison B ☒ Unknown

Sample Disposal: ☐ Return To Client ☒ Disposal By Lab ☐ Archive For ____ Months (A fee may be assessed if samples are retained longer than 1 month)

Turn Around Time Required: ☐ 24 Hours ☐ 48 Hours ☐ 7 Days ☒ 14 Days ☐ 21 Days ☐ Other ____

QC Requirements (Specify)

	Date	Time		Date	Time
1. Relinquished By: Rick [signature]	11-01-07	1550	1. Received By: [signature]	11-01-07	1600
2. Relinquished By: [signature]	11-1-07	18:30	2. Received By: V Bortot	11/2/07	9:20
3. Relinquished By:			3. Received By:		

Comments

DISTRIBUTION: WHITE - Returned to Client with Report; CANARY - Stays with the Sample; PINK - Field Copy

C7K020180

Chain of Custody Record

STL-4124 (0901)

SEVERN TRENT **STL**
Severn Trent Laboratories, Inc.

Client: Tetra Tech NUS	Project Manager: Mike Martin	Date: 10/30/07	Chain of Custody Number: 322456
Address: 20251 Century Blvd Ste 200	Telephone Number (Area Code)/Fax Number: 301 528 3022	Lab Number:	Page 3 of 6
City: Germantown; State: MD; Zip Code: 20874	Site Contact: T Apanavage; Lab Contact: B Hall		
Project Name and Location (State): Martin State Airport MD Troy Mortar Creek	Carrier/Waybill Number:		
Contract/Purchase Order/Quote No.: 18001572-1			

Sample I.D. No. and Description (Containers for each sample may be combined on one line)	Date	Time	Matrix: Air	Aqueous	Sed.	Soil	Containers & Preservatives: Unpres.	H2SO4	HNO3	HCl	NaOH	ZnAc/NaOH	Analysis (Attach list if more space is needed): SVOC Metal PCB	Volatiles	Perchlorate	Organotin	PCBs	LL SVOCs	LL VOCs	Total Metal	Dissolved Metal	Special Instructions/ Conditions of Receipt
GMS ~~FCM 14~~ FMC 14	10/30/07				X								X									4-4oz jar
~~FCM 14~~ FMC 14														X								
~~FCM 14~~ FMC 14															X							
GMS ~~FCM 14~~ FMC 14					X											X						
GMS ~~FCM 24~~ FMC 24				X			X										X					
~~FCM 24~~ FMC 24							X											X				
~~FCM 24~~ FMC 24										X									X			
~~FCM 24~~ FMC 24									X											X		
GMS ~~FCM 24~~ FMC 24									X												X	

Possible Hazard Identification: ☐ Non-Hazard ☐ Flammable ☐ Skin Irritant ☐ Poison B ☒ Unknown

Sample Disposal: ☐ Return To Client ☒ Disposal By Lab ☐ Archive For _____ Months (A fee may be assessed if samples are retained longer than 1 month)

Turn Around Time Required: ☐ 24 Hours ☐ 48 Hours ☐ 7 Days ☒ 14 Days ☐ 21 Days ☐ Other _____

QC Requirements (Specify)

	Date	Time		Date	Time
1. Relinquished By: [signature]	11-01-07	1550	1. Received By: [signature]	11-01-07	1600
2. Relinquished By:	11-1-07	18:30	2. Received By: V Bartot	11/2/07	9:20
3. Relinquished By:			3. Received By:		

Comments

DISTRIBUTION: WHITE - Returned to Client with Report; CANARY - Stays with the Sample; PINK - Field Copy

C7K020180

Chain of Custody Record

SEVERN TRENT **STL**

Severn Trent Laboratories, Inc.

STL-4124 (0901)

Client: Tetra Tech WVS	Project Manager: Mike Martin	Date: 10/31/07	Chain of Custody Number: 322460
Address: 20251 Century Blvd Ste 200	Telephone Number (Area Code)/Fax Number: 301 528 3022	Lab Number:	Page 1 of 2
City: Germantown / State: MD / Zip Code: 20874	Site Contact: Apanavage	Lab Contact: B Hall	
Project Name and Location (State): Martin State Airport MD Frog Mortar Lk	Carrier/Waybill Number:		
Contract/Purchase Order/Quote No.: 1800L572-1			

Sample I.D. No. and Description (Containers for each sample may be combined on one line)	Date	Time	Matrix: Air	Aqueous	Sed.	Soil	Containers & Preservatives: Unpres.	H2SO4	HNO3	HCl	NaOH	ZnAc/NaOH	Analysis: SVOC PCB Metal	Volatiles	Perchlorate	Organotin	PCBs	Lt. SVOCs	Lt. VOCs	Total Metal	Dissolved Metal	Special Instructions/ Conditions of Receipt
FMC 15	10/31/07				X		X						X	X	X	X						
FMC 16	10/31/07				X		X						X	X	X	X						
FMC 16			X				X			X	X		X	X	X	X	X	X	X	X	X	
FMC 17					X		X						X	X	X	X						
FMC 18					X								X	X	X	X						
FMC 18			X				X		X	X			/				X	X	X	X	X	
FMC 19					X								X	X	X	X						
FMC 20					X		X						X	X	X	X						
FMC 20			X				X		X	X							X	X	X	X	X	
FMC 21					X		X						X	X	X	X						
FMC 22					X		X						X	X	X	X						
FMC 22			X				X		X	X							X	X	X	X	X	

Possible Hazard Identification

☐ Non-Hazard ☐ Flammable ☐ Skin Irritant ☐ Poison B ☒ Unknown

Sample Disposal

☐ Return To Client ☒ Disposal By Lab ☐ Archive For _____ Months (A fee may be assessed if samples are retained longer than 1 month)

Turn Around Time Required

☐ 24 Hours ☐ 48 Hours ☐ 7 Days ☒ 14 Days ☐ 21 Days ☐ Other _____

QC Requirements (Specify)

1. Relinquished By	Date: 11-01-07	Time: 1550	1. Received By	Date: 11-01-07	Time: 1600
2. Relinquished By	Date: 11-1-07	Time: 18:30	2. Received By	Date: 11/2/07	Time: 9:20
3. Relinquished By	Date:	Time:	3. Received By	Date:	Time:

Comments

DISTRIBUTION: WHITE - Returned to Client with Report; CANARY - Stays with the Sample; PINK - Field Copy

9

(1 - 567)

Chain of Custody Record

SEVERN TRENT **STL**

Severn Trent Laboratories, Inc.

STL-4124 (0901)

Client: Tetra Tech NUS	Project Manager: Mike Martin	Date: 11/1/07	Chain of Custody Number: 322462
Address: 20251 Century Blvd Ste 200	Telephone Number (Area Code)/Fax Number: 301 528 3022	Lab Number:	Page 1 of 1
City: Germantown; State: MD; Zip Code: 20874	Site Contact: T Apanowage; Lab Contact: B Hall		
Project Name and Location (State): Martin State Airport MD Frog Mortar Creek	Carrier/Waybill Number:		
Contract/Purchase Order/Quote No.: 18001572-1			

Sample I.D. No. and Description (Containers for each sample may be combined on one line)	Date	Time	Matrix: Air	Aqueous	Sed.	Soil	Containers & Preservatives: Unpres.	H2SO4	HNO3	HCl	NaOH	ZnAc/NaOH	Analysis (Attach list if more space is needed): SVOC PCB Metal	Volatiles	Perchlorate	Organotin	PCBs	LL SVOCs	LL VOCs	Total Metal	Dissolved Metal	Special Instructions/ Conditions of Receipt
FMC 25	11/1/07				X		X						X	X	X	X						
FMC 25	" "			X			X		X	X							X	X	X	X	X	
FMC 26	" "				X		X						X	X	X	X						
FMC 26	" "			X			X		X	X							X	X	X	X	X	

Possible Hazard Identification: ☐ Non-Hazard ☐ Flammable ☐ Skin Irritant ☐ Poison B ☑ Unknown

Sample Disposal: ☐ Return To Client ☑ Disposal By Lab ☐ Archive For _____ Months (A fee may be assessed if samples are retained longer than 1 month)

Turn Around Time Required: ☐ 24 Hours ☐ 48 Hours ☐ 7 Days ☒ 14 Days ☐ 21 Days ☐ Other _____

QC Requirements (Specify)

	Date	Time		Date	Time
1. Relinquished By: Rick Samuel	11-01-07	1550	1. Received By: [signature]	11-1-07	1600
2. Relinquished By: [signature]	11-1-07	18:30	2. Received By: V Bartot	11/2/07	920
3. Relinquished By			3. Received By		

Comments

DISTRIBUTION: WHITE - Returned to Client with Report; CANARY - Stays with the Sample; PINK - Field Copy

C7K020180

Chain of Custody Record

SEVERN TRENT **STL**

Severn Trent Laboratories, Inc.

STL-4124 (0901)

Client: Tetra Tech NUS	Project Manager: Mike Martin	Date: 10/30/07	Chain of Custody Number: 322454
Address: 20251 Century Blvd Ste 200	Telephone Number (Area Code)/Fax Number: 301 528 3022	Lab Number:	Page 1 of 6
City: Germantown / State: MD / Zip Code: 20874	Site Contact: Tony Appanavage	Lab Contact: Barb Hall	
Project Name and Location (State): Martin State Airport, MD (Frog Mortar Creek-FMC)	Carrier/Waybill Number:		
Contract/Purchase Order/Quote No: 1800572-1			

Sample I.D. No. and Description (Containers for each sample may be combined on one line)	Date	Time	Matrix: Air	Aqueous	Sed.	Soil	Containers & Preservatives: Unpres.	H_2SO_4	HNO_3	HCl	NaOH	ZnAc/NaOH	Analysis: Sivac, PCB, Metal	Volatiles	Pesticides	Organotins	Special Instructions/ Conditions of Receipt
~~FCM 24~~ FMC 24	10/30/07				X		X						X				4-4oz jars
~~FCM 24~~ FMC 24	10/30/07				X		X							X			
~~FCM 24~~ FMC 24	10/30/07				X		X								X		
~~FCM 24~~ FMC 24	10/30/07				X		X									X	
~~FCM 9~~ FMC 9	10/30/07				X		X						X				4-4oz jars
~~FCM 9~~ FMC 9	10/30/07				X		X							X			
~~FCM 9~~ FMC 9	10/30/07				X		X								X		
~~FCM 9~~ FMC 9	10/30/07				X		X									X	
~~FCM 10~~ FMC 10	10/30/07				X		X						X				4-4oz jars
~~FCM 10~~ FMC 10	10/30/07				X		X							X			
~~FCM 10~~ FMC 10	10/30/07				X		X								X		
~~FCM 10~~ FMC 10	10/30/07				X		X									X	

Possible Hazard Identification

☐ Non-Hazard ☐ Flammable ☐ Skin Irritant ☐ Poison B ☒ Unknown

Sample Disposal: ☐ Return To Client ☒ Disposal By Lab ☐ Archive For _____ Months (A fee may be assessed if samples are retained longer than 1 month)

Turn Around Time Required: ☐ 24 Hours ☐ 48 Hours ☐ 7 Days ☒ ~~14~~ Days ☐ 21 Days ☐ Other _____

QC Requirements (Specify)

1. Relinquished By: Rob Samuels	Date: 11-01-07	Time: 1550	1. Received By:	Date: 11-01-07	Time: 1600
2. Relinquished By:	Date: 11-1-07	Time: 19:30	2. Received By:	Date: 11/2/07	Time: 0920
3. Relinquished By:	Date:	Time:	3. Received By:	Date:	Time:

Comments

DISTRIBUTION: WHITE - Returned to Client with Report; CANARY - Stays with the Sample; PINK - Field Copy

11

(1 - 567)

C7K020180

Chain of Custody Record

SEVERN TRENT **STL**

Severn Trent Laboratories, Inc.

STL-4124 (0901)

Client: Tetra Tech WDS	Project Manager: Mike Martin	Date: 10/31/07	Chain of Custody Number: 322461
Address: 20251 Century Blvd Ste 200	Telephone Number (Area Code)/Fax Number: 301 528 3922	Lab Number:	Page 2 of 2
City: Germantown	State: MD	Zip Code: 20874	Site Contact: T Hanavage	Lab Contact: B Hall
Project Name and Location (State): Martin State Airport MD Frog Mortar Creek	Carrier/Waybill Number:	
Contract/Purchase Order/Quote No.: 1800 1572-1		

Sample I.D. No. and Description (Containers for each sample may be combined on one line)	Date	Time	Matrix: Air	Aqueous	Sed.	Soil	Containers & Preservatives: Unpres.	H2SO4	HNO3	HCl	NaOH	ZnAc/ NaOH	Analysis: Stor PCB Metal	Volatiles	Pesticide	Organotin	PCBs	Lipids	Explosives	Total Metal	Dissolved Metal	Special Instructions/ Conditions of Receipt
FMC 23	10/31/07				X		X						X	X	X	X						
FMC 3	" "				X		X						X	X	X	X						
FMC 3 (MS)	" "			X			X		X	X			X	X	X	X	X	X	X	X	X	
FMC 4	" "				X		X						X	X	X	X						
FMC 5	" "				X		X						X	X	X	X						
FMC 5	" "			X			X		X	X							X	X	X	X	X	
FMC 6	" "				X		X						X	X	X	X						
FMC 7	" "				X		X						X	X	X	X						
FMC 7	" "			X			X		X	X							X	X	X	X	X	
FMC 8	" "				X		X						X	X	X	X						

Possible Hazard Identification

☐ Non-Hazard ☐ Flammable ☐ Skin Irritant ☐ Poison B ☒ Unknown

Sample Disposal

☐ Return To Client ☒ Disposal By Lab ☐ Archive For _____ Months (A fee may be assessed if samples are retained longer than 1 month)

Turn Around Time Required

☐ 24 Hours ☐ 48 Hours ☐ 7 Days ☒ 14 Days ☐ 21 Days ☐ Other _____

QC Requirements (Specify)

1. Relinquished By: Kurt Seaman	Date: 11-01-07	Time: 1550	1. Received By:	Date: 11-01-07	Time: 1600
2. Relinquished By:	Date: 11-1-07	Time: 18:3[illegible]	2. Received By:	Date: 11/2/07	Time: 9:20
3. Relinquished By:	Date:	Time:	3. Received By:	Date:	Time:

Comments

DISTRIBUTION: WHITE - Returned to Client with Report: CANARY - Stays with the Sample; PINK - Field Copy

10

(1 - 567)

HOLDTIME

SDG C7K020180

SORT	UNITS	NSAMPLE	LAB_ID	QC_TYPE	SAMP_DATE	EXTR_DATE	ANAL_DATE	SMP_EXTR	EXTR_ANL	SMP_ANL
HG	MG/KG	FMC-24DL	C7K020180001	NM	10/30/2007	11/21/2007	11/21/2007	22	0	22
HG	MG/KG	FMC-11DL	C7K020180004	NM	10/30/2007	11/21/2007	11/21/2007	22	0	22
HG	MG/KG	FMC-12DL	C7K020180005	NM	10/30/2007	11/21/2007	11/21/2007	22	0	22
HG	MG/KG	FMC-13DL	C7K020180006	NM	10/30/2007	11/21/2007	11/21/2007	22	0	22
HG	MG/KG	FMC-14DL	C7K020180007	NM	10/30/2007	11/21/2007	11/21/2007	22	0	22
HG	MG/KG	FMC-15DL	C7K020180008	NM	10/31/2007	11/21/2007	11/21/2007	21	0	21
HG	MG/KG	FMC-16DL	C7K020180009	NM	10/31/2007	11/21/2007	11/21/2007	21	0	21
HG	MG/KG	FMC-17DL	C7K020180010	NM	10/31/2007	11/21/2007	11/21/2007	21	0	21
HG	MG/KG	FMC-18DL	C7K020180011	NM	10/31/2007	11/21/2007	11/21/2007	21	0	21
HG	MG/KG	FMC-19DL	C7K020180012	NM	10/31/2007	11/21/2007	11/21/2007	21	0	21
HG	MG/KG	FMC-10DL	C7K020180003	NM	10/30/2007	11/21/2007	11/21/2007	22	0	22
HG	MG/KG	FMC-22DL	C7K020180015	NM	10/31/2007	11/21/2007	11/21/2007	21	0	21
HG	MG/KG	FMC-21DL	C7K020180014	NM	10/31/2007	11/21/2007	11/21/2007	21	0	21
HG	MG/KG	FMC-25DL	C7K020180023	NM	10/31/2007	11/21/2007	11/21/2007	21	0	21
HG	MG/KG	FMC-26DL	C7K020180024	NM	10/31/2007	11/21/2007	11/21/2007	21	0	21

SORT	UNITS	NSAMPLE	LAB_ID	QC_TYPE	SAMP_DATE	EXTR_DATE	ANAL_DATE	SMP_EXTR	EXTR_ANL	SMP_ANL
HG	MG/KG	FMC-3DL	C7K020180017	NM	10/31/2007	11/21/2007	11/21/2007	21	0	21
HG	MG/KG	FMC-4DL	C7K020180018	NM	10/31/2007	11/21/2007	11/21/2007	21	0	21
HG	MG/KG	FMC-5DL	C7K020180019	NM	10/31/2007	11/21/2007	11/21/2007	21	0	21
HG	MG/KG	FMC-6DL	C7K020180020	NM	10/31/2007	11/21/2007	11/21/2007	21	0	21
HG	MG/KG	FMC-7DL	C7K020180021	NM	10/31/2007	11/21/2007	11/21/2007	21	0	21
HG	MG/KG	FMC-8DL	C7K020180022	NM	10/31/2007	11/21/2007	11/21/2007	21	0	21
HG	MG/KG	FMC-9DL	C7K020180002	NM	10/30/2007	11/21/2007	11/21/2007	22	0	22
HG	MG/KG	FMC-20DL	C7K020180013	NM	10/31/2007	11/21/2007	11/21/2007	21	0	21
HG	MG/KG	FMC-23DL	C7K020180016	NM	10/31/2007	11/21/2007	11/21/2007	21	0	21
M	MG/KG	FMC-23	C7K020180016	NM	10/31/2007	11/16/2007	11/24/2007	16	8	24
M	MG/KG	FMC-12	C7K020180005	NM	10/30/2007	11/16/2007	11/24/2007	17	8	25
M	MG/KG	FMC-13	C7K020180006	NM	10/30/2007	11/16/2007	11/24/2007	17	8	25
M	MG/KG	FMC-14	C7K020180007	NM	10/30/2007	11/16/2007	11/24/2007	17	8	25
M	MG/KG	FMC-15	C7K020180008	NM	10/31/2007	11/16/2007	11/24/2007	16	8	24
M	MG/KG	FMC-16	C7K020180009	NM	10/31/2007	11/16/2007	11/24/2007	16	8	24
M	MG/KG	FMC-17	C7K020180010	NM	10/31/2007	11/16/2007	11/24/2007	16	8	24
M	MG/KG	FMC-18	C7K020180011	NM	10/31/2007	11/16/2007	11/24/2007	16	8	24
M	MG/KG	FMC-19	C7K020180012	NM	10/31/2007	11/16/2007	11/24/2007	16	8	24

SORT	UNITS	NSAMPLE	LAB_ID	QC_TYPE	SAMP_DATE	EXTR_DATE	ANAL_DATE	SMP_EXTR	EXTR_ANL	SMP_ANL
M	MG/KG	FMC-20	C7K020180013	NM	10/31/2007	11/16/2007	11/24/2007	16	8	24
M	MG/KG	FMC-11	C7K020180004	NM	10/30/2007	11/16/2007	11/24/2007	17	8	25
M	MG/KG	FMC-22	C7K020180015	NM	10/31/2007	11/16/2007	11/24/2007	16	8	24
M	MG/KG	FMC-10	C7K020180003	NM	10/30/2007	11/16/2007	11/24/2007	17	8	25
M	MG/KG	FMC-24	C7K020180001	NM	10/30/2007	11/16/2007	11/24/2007	17	8	25
M	MG/KG	FMC-25	C7K020180023	NM	10/31/2007	11/16/2007	11/24/2007	16	8	24
M	MG/KG	FMC-26	C7K020180024	NM	10/31/2007	11/16/2007	11/24/2007	16	8	24
M	MG/KG	FMC-3	C7K020180017	NM	10/31/2007	11/16/2007	11/24/2007	16	8	24
M	MG/KG	FMC-4	C7K020180018	NM	10/31/2007	11/16/2007	11/24/2007	16	8	24
M	MG/KG	FMC-5	C7K020180019	NM	10/31/2007	11/16/2007	11/24/2007	16	8	24
M	MG/KG	FMC-6	C7K020180020	NM	10/31/2007	11/16/2007	11/24/2007	16	8	24
M	MG/KG	FMC-7	C7K020180021	NM	10/31/2007	11/16/2007	11/24/2007	16	8	24
M	MG/KG	FMC-8	C7K020180022	NM	10/31/2007	11/16/2007	11/24/2007	16	8	24
M	MG/KG	FMC-9	C7K020180002	NM	10/30/2007	11/16/2007	11/24/2007	17	8	25
M	MG/KG	FMC-21	C7K020180014	NM	10/31/2007	11/16/2007	11/24/2007	16	8	24
CR6	MG/KG	FMC-8DL	C7K020180022	NM	10/31/2007	11/9/2007	11/13/2007	9	4	13
CR6	MG/KG	FMC-11	C7K020180004	NM	10/30/2007	11/7/2007	11/9/2007	8	2	10
CR6	MG/KG	FMC-9	C7K020180002	NM	10/30/2007	11/7/2007	11/9/2007	8	2	10

SORT	UNITS	NSAMPLE	LAB_ID	QC_TYPE	SAMP_DATE	EXTR_DATE	ANAL_DATE	SMP_EXTR	EXTR_ANL	SMP_ANL
CR6	MG/KG	FMC-7DL	C7K020180021	NM	10/31/2007	11/9/2007	11/13/2007	9	4	13
CR6	MG/KG	FMC-6DL	C7K020180020	NM	10/31/2007	11/7/2007	11/9/2007	7	2	9
CR6	MG/KG	FMC-5DL	C7K020180019	NM	10/31/2007	11/7/2007	11/9/2007	7	2	9
CR6	MG/KG	FMC-4DL	C7K020180018	NM	10/31/2007	11/7/2007	11/9/2007	7	2	9
CR6	MG/KG	FMC-3DL	C7K020180017	NM	10/31/2007	11/7/2007	11/9/2007	7	2	9
CR6	MG/KG	FMC-26RE	C7K020180024	NM	10/31/2007	11/9/2007	11/13/2007	9	4	13
CR6	MG/KG	FMC-26DL	C7K020180024	NM	10/31/2007	11/9/2007	11/13/2007	9	4	13
CR6	MG/KG	FMC-25DL	C7K020180023	NM	10/31/2007	11/9/2007	11/13/2007	9	4	13
CR6	MG/KG	FMC-25	C7K020180023	NM	10/31/2007	11/9/2007	11/13/2007	9	4	13
CR6	MG/KG	FMC-24DL	C7K020180001	NM	10/30/2007	11/7/2007	11/9/2007	8	2	10
CR6	MG/KG	FMC-16DL	C7K020180009	NM	10/31/2007	11/7/2007	11/9/2007	7	2	9
CR6	MG/KG	FMC-10DL	C7K020180003	NM	10/30/2007	11/7/2007	11/9/2007	8	2	10
CR6	MG/KG	FMC-12DL	C7K020180005	NM	10/30/2007	11/7/2007	11/9/2007	8	2	10
CR6	MG/KG	FMC-23DL	C7K020180016	NM	10/31/2007	11/7/2007	11/9/2007	7	2	9
CR6	MG/KG	FMC-15DL	C7K020180008	NM	10/31/2007	11/7/2007	11/9/2007	7	2	9
CR6	MG/KG	FMC-13DL	C7K020180006	NM	10/30/2007	11/7/2007	11/9/2007	8	2	10
CR6	MG/KG	FMC-17DL	C7K020180010	NM	10/31/2007	11/7/2007	11/9/2007	7	2	9
CR6	MG/KG	FMC-18DL	C7K020180011	NM	10/31/2007	11/7/2007	11/9/2007	7	2	9

SORT	UNITS	NSAMPLE	LAB_ID	QC_TYPE	SAMP_DATE	EXTR_DATE	ANAL_DATE	SMP_EXTR	EXTR_ANL	SMP_ANL
CR6	MG/KG	FMC-19	C7K020180012	NM	10/31/2007	11/7/2007	11/9/2007	7	2	9
CR6	MG/KG	FMC-20	C7K020180013	NM	10/31/2007	11/7/2007	11/9/2007	7	2	9
CR6	MG/KG	FMC-21DL	C7K020180014	NM	10/31/2007	11/7/2007	11/9/2007	7	2	9
CR6	MG/KG	FMC-22DL	C7K020180015	NM	10/31/2007	11/7/2007	11/9/2007	7	2	9
CR6	MG/KG	FMC-14DL	C7K020180007	NM	10/30/2007	11/7/2007	11/9/2007	8	2	10
PCL	UG/KG	FMC-20	C7K020180013	NM	10/31/2007	11/13/2007	11/13/2007	13	0	13
PCL	UG/KG	FMC-19	C7K020180012	NM	10/31/2007	11/12/2007	11/12/2007	12	0	12
PCL	UG/KG	FMC-18	C7K020180011	NM	10/31/2007	11/12/2007	11/12/2007	12	0	12
PCL	UG/KG	FMC-17	C7K020180010	NM	10/31/2007	11/12/2007	11/12/2007	12	0	12
PCL	UG/KG	FMC-16	C7K020180009	NM	10/31/2007	11/12/2007	11/12/2007	12	0	12
PCL	UG/KG	FMC-15	C7K020180008	NM	10/31/2007	11/12/2007	11/12/2007	12	0	12
PCL	UG/KG	FMC-14	C7K020180007	NM	10/30/2007	11/12/2007	11/12/2007	13	0	13
PCL	UG/KG	FMC-12	C7K020180005	NM	10/30/2007	11/12/2007	11/12/2007	13	0	13
PCL	UG/KG	FMC-5	C7K020180019	NM	10/31/2007	11/13/2007	11/13/2007	13	0	13
PCL	UG/KG	FMC-11	C7K020180004	NM	10/30/2007	11/12/2007	11/12/2007	13	0	13
PCL	UG/KG	FMC-13	C7K020180006	NM	10/30/2007	11/12/2007	11/12/2007	13	0	13
PCL	UG/KG	FMC-22	C7K020180015	NM	10/31/2007	11/13/2007	11/13/2007	13	0	13
PCL	UG/KG	FMC-24	C7K020180001	NM	10/30/2007	11/12/2007	11/12/2007	13	0	13

SORT	UNITS	NSAMPLE	LAB_ID	QC_TYPE	SAMP_DATE	EXTR_DATE	ANAL_DATE	SMP_EXTR	EXTR_ANL	SMP_ANL
PCL	UG/KG	FMC-25	C7K020180023	NM	10/31/2007	11/13/2007	11/13/2007	13	0	13
PCL	UG/KG	FMC-26	C7K020180024	NM	10/31/2007	11/13/2007	11/13/2007	13	0	13
PCL	UG/KG	FMC-4	C7K020180018	NM	10/31/2007	11/13/2007	11/13/2007	13	0	13
PCL	UG/KG	FMC-6	C7K020180020	NM	10/31/2007	11/13/2007	11/13/2007	13	0	13
PCL	UG/KG	FMC-7	C7K020180021	NM	10/31/2007	11/13/2007	11/13/2007	13	0	13
PCL	UG/KG	FMC-8	C7K020180022	NM	10/31/2007	11/13/2007	11/13/2007	13	0	13
PCL	UG/KG	FMC-9	C7K020180002	NM	10/30/2007	11/12/2007	11/12/2007	13	0	13
PCL	UG/KG	FMC-10	C7K020180003	NM	10/30/2007	11/12/2007	11/12/2007	13	0	13
PCL	UG/KG	FMC-21	C7K020180014	NM	10/31/2007	11/13/2007	11/13/2007	13	0	13
PCL	UG/KG	FMC-3	C7K020180017	NM	10/31/2007	11/13/2007	11/13/2007	13	0	13
PCL	UG/KG	FMC-23	C7K020180016	NM	10/31/2007	11/13/2007	11/13/2007	13	0	13
PCS	%	FMC-18	C7K020180011	NM	10/31/2007	11/7/2007	11/8/2007	7	1	8
PCS	%	FMC-11	C7K020180004	NM	10/30/2007	11/7/2007	11/8/2007	8	1	9
PCS	%	FMC-12	C7K020180005	NM	10/30/2007	11/7/2007	11/8/2007	8	1	9
PCS	%	FMC-13	C7K020180006	NM	10/30/2007	11/7/2007	11/8/2007	8	1	9
PCS	%	FMC-14	C7K020180007	NM	10/30/2007	11/7/2007	11/8/2007	8	1	9
PCS	%	FMC-15	C7K020180008	NM	10/31/2007	11/7/2007	11/8/2007	7	1	8
PCS	%	FMC-10	C7K020180003	NM	10/30/2007	11/7/2007	11/8/2007	8	1	9

SORT	UNITS	NSAMPLE	LAB_ID	QC_TYPE	SAMP_DATE	EXTR_DATE	ANAL_DATE	SMP_EXTR	EXTR_ANL	SMP_ANL
PCS	%	FMC-17	C7K020180010	NM	10/31/2007	11/7/2007	11/8/2007	7	1	8
PCS	%	FMC-9	C7K020180002	NM	10/30/2007	11/7/2007	11/8/2007	8	1	9
PCS	%	FMC-19	C7K020180012	NM	10/31/2007	11/7/2007	11/8/2007	7	1	8
PCS	%	FMC-20	C7K020180013	NM	10/31/2007	11/7/2007	11/8/2007	7	1	8
PCS	%	FMC-21	C7K020180014	NM	10/31/2007	11/7/2007	11/8/2007	7	1	8
PCS	%	FMC-26	C7K020180024	NM	10/31/2007	11/8/2007	11/9/2007	8	1	9
PCS	%	FMC-16	C7K020180009	NM	10/31/2007	11/7/2007	11/8/2007	7	1	8
PCS	%	FMC-6	C7K020180020	NM	10/31/2007	11/7/2007	11/8/2007	7	1	8
PCS	%	FMC-8	C7K020180022	NM	10/31/2007	11/8/2007	11/9/2007	8	1	9
PCS	%	FMC-3	C7K020180017	NM	10/31/2007	11/7/2007	11/8/2007	7	1	8
PCS	%	FMC-5	C7K020180019	NM	10/31/2007	11/7/2007	11/8/2007	7	1	8
PCS	%	FMC-25	C7K020180023	NM	10/31/2007	11/8/2007	11/9/2007	8	1	9
PCS	%	FMC-24	C7K020180001	NM	10/30/2007	11/7/2007	11/8/2007	8	1	9
PCS	%	FMC-23	C7K020180016	NM	10/31/2007	11/7/2007	11/8/2007	7	1	8
PCS	%	FMC-7	C7K020180021	NM	10/31/2007	11/8/2007	11/9/2007	8	1	9
PCS	%	FMC-22	C7K020180015	NM	10/31/2007	11/7/2007	11/8/2007	7	1	8
PCS	%	FMC-4	C7K020180018	NM	10/31/2007	11/7/2007	11/8/2007	7	1	8
OS	%	FMC-26DL	C7K020180024	NM	10/31/2007	11/10/2007	11/28/2007	10	18	28

SAMPLE SUMMARY

C7K020180

WO #	SAMPLE#	CLIENT SAMPLE ID	SAMPLED DATE	SAMP TIME
KAEM3	001	FMC-24	10/30/07	13:50
KAERC	002	FMC-9	10/30/07	15:30
KAERF	003	FMC-10	10/30/07	14:45
KAERJ	004	FMC-11	10/30/07	14:20
KAERM	005	FMC-12	10/30/07	16:30
KAERT	006	FMC-13	10/30/07	16:30
KAER0	007	FMC-14	10/30/07	17:15
KAETX	008	FMC-15	10/31/07	09:45
KAET3	009	FMC-16	10/31/07	10:05
KAET7	010	FMC-17	10/31/07	10:20
KAEVC	011	FMC-18	10/31/07	10:50
KAEVF	012	FMC-19	10/31/07	10:55
KAEVN	013	FMC-20	10/31/07	11:10
KAEV0	014	FMC-21	10/31/07	13:30
KAEV3	015	FMC-22	10/31/07	13:50
KAEV9	016	FMC-23	10/31/07	13:55
KAEWD	017	FMC-3	10/31/07	14:35
KAEWN	018	FMC-4	10/31/07	14:50
KAEWQ	019	FMC-5	10/31/07	15:15
KAEWX	020	FMC-6	10/31/07	15:50
KAEW1	021	FMC-7	10/31/07	16:10
KAEW5	022	FMC-8	10/31/07	16:20
KAEW9	023	FMC-25	10/31/07	10:25
KAEXG	024	FMC-26	10/31/07	10:05
KAEXM	025	Trip_Blank#3	10/31/07	10:05
KAEXT	026	Trip_Blank#4	10/31/07	10:05

NOTE(S):

- The analytical results of the samples listed above are presented on the following pages.
- All calculations are performed before rounding to avoid round-off errors in calculated results.
- Results noted as "ND" were not detected at or above the stated limit.
- This report must not be reproduced, except in full, without the written approval of the laboratory.
- Results for the following parameters are never reported on a dry weight basis: color, corrosivity, density, flashpoint, ignitability, layers, odor, paint filter test, pH, porosity pressure, reactivity, redox potential, specific gravity, spot tests, solids, solubility, temperature, viscosity, and weight.

Test America Pittsburgh

- 2a -

INITIAL AND CONTINUING CALIBRATION VERIFICATION

Client: TETRA TECH **SDG No.:** C7K020180

Initial Calibration Source: Inorganic **Instrument:** ICPMS

Continuing Calibration Source: HIPUR

Sample ID	Analyte	Result mg/L	True Value mg/L	% Recovery	Acceptance Window (%R)	M	Analysis Date	Analysis Time	Run Number
ICV1			**ICV1 MET6089-07**						
	Antimony	0.0801	0.0800	100.1	90.0 - 110.0	MS	11/24/2007	4:24:	X71124A, gene
	Arsenic	0.0798	0.0800	99.7	90.0 - 110.0	MS	11/24/2007	4:24:	X71124A, gene
	Beryllium	0.0833	0.0800	104.1	90.0 - 110.0	MS	11/24/2007	4:24:	X71124A, gene
	Cadmium	0.0825	0.0800	103.1	90.0 - 110.0	MS	11/24/2007	4:24:	X71124A, gene
	Chromium	0.0802	0.0800	100.2	90.0 - 110.0	MS	11/24/2007	4:24:	X71124A, gene
	Copper	0.0808	0.0800	101.0	90.0 - 110.0	MS	11/24/2007	4:24:	X71124A, gene
	Lead	0.0786	0.0800	98.2	90.0 - 110.0	MS	11/24/2007	4:24:	X71124A, gene
	Nickel	0.0806	0.0800	100.7	90.0 - 110.0	MS	11/24/2007	4:24:	X71124A, gene
	Selenium	0.0803	0.0800	100.4	90.0 - 110.0	MS	11/24/2007	4:24:	X71124A, gene
	Silver	0.0827	0.0800	103.4	90.0 - 110.0	MS	11/24/2007	4:24:	X71124A, gene
	Thallium	0.0785	0.0800	98.1	90.0 - 110.0	MS	11/24/2007	4:24:	X71124A, gene
	Zinc	0.0840	0.0800	105.0	90.0 - 110.0	MS	11/24/2007	4:24:	X71124A, gene
CCV1			**CCV1-1 MET6093-07**						
	Antimony	0.0987	0.1000	98.7	90.0 - 110.0	MS	11/24/2007	4:44:	X71124A, gene
	Arsenic	0.1006	0.1000	100.6	90.0 - 110.0	MS	11/24/2007	4:44:	X71124A, gene
	Beryllium	0.1000	0.1000	100.0	90.0 - 110.0	MS	11/24/2007	4:44:	X71124A, gene
	Cadmium	0.1009	0.1000	100.9	90.0 - 110.0	MS	11/24/2007	4:44:	X71124A, gene
	Chromium	0.1008	0.1000	100.8	90.0 - 110.0	MS	11/24/2007	4:44:	X71124A, gene
	Copper	0.1012	0.1000	101.2	90.0 - 110.0	MS	11/24/2007	4:44:	X71124A, gene
	Lead	0.1009	0.1000	100.9	90.0 - 110.0	MS	11/24/2007	4:44:	X71124A, gene
	Nickel	0.0996	0.1000	99.6	90.0 - 110.0	MS	11/24/2007	4:44:	X71124A, gene
	Selenium	0.0994	0.1000	99.4	90.0 - 110.0	MS	11/24/2007	4:44:	X71124A, gene
	Silver	0.0980	0.1000	98.0	90.0 - 110.0	MS	11/24/2007	4:44:	X71124A, gene
	Thallium	0.1004	0.1000	100.4	90.0 - 110.0	MS	11/24/2007	4:44:	X71124A, gene
	Zinc	0.1084	0.1000	108.4	90.0 - 110.0	MS	11/24/2007	4:44:	X71124A, gene

Test America Pittsburgh
- 2a -
INITIAL AND CONTINUING CALIBRATION VERIFICATION

Client: TETRA TECH **SDG No.:** C7K020180

Initial Calibration Source: Inorganic **Instrument:** ICPMS

Continuing Calibration Source: HIPUR

Sample ID	Analyte	Result mg/L	True Value mg/L	% Recovery	Acceptance Window (%R)	M	Analysis Date	Analysis Time	Run Number
CCV2			**CCV1-2**						
	Antimony	0.0988	0.1000	98.8	90.0 - 110.0	MS	11/24/2007	5:39:	X71124A, gene
	Arsenic	0.0981	0.1000	98.1	90.0 - 110.0	MS	11/24/2007	5:39:	X71124A, gene
	Beryllium	0.1017	0.1000	101.7	90.0 - 110.0	MS	11/24/2007	5:39:	X71124A, gene
	Cadmium	0.1026	0.1000	102.6	90.0 - 110.0	MS	11/24/2007	5:39:	X71124A, gene
	Chromium	0.1009	0.1000	100.9	90.0 - 110.0	MS	11/24/2007	5:39:	X71124A, gene
	Copper	0.1000	0.1000	100.0	90.0 - 110.0	MS	11/24/2007	5:39:	X71124A, gene
	Lead	0.0994	0.1000	99.4	90.0 - 110.0	MS	11/24/2007	5:39:	X71124A, gene
	Nickel	0.0990	0.1000	99.0	90.0 - 110.0	MS	11/24/2007	5:39:	X71124A, gene
	Selenium	0.0972	0.1000	97.2	90.0 - 110.0	MS	11/24/2007	5:39:	X71124A, gene
	Silver	0.1016	0.1000	101.6	90.0 - 110.0	MS	11/24/2007	5:39:	X71124A, gene
	Thallium	0.0994	0.1000	99.4	90.0 - 110.0	MS	11/24/2007	5:39:	X71124A, gene
	Zinc	0.1077	0.1000	107.7	90.0 - 110.0	MS	11/24/2007	5:39:	X71124A, gene
CCV3			**CCV1-3**						
	Antimony	0.1003	0.1000	100.3	90.0 - 110.0	MS	11/24/2007	6:37:	X71124A, gene
	Arsenic	0.0984	0.1000	98.4	90.0 - 110.0	MS	11/24/2007	6:37:	X71124A, gene
	Beryllium	0.0959	0.1000	95.9	90.0 - 110.0	MS	11/24/2007	6:37:	X71124A, gene
	Cadmium	0.1025	0.1000	102.5	90.0 - 110.0	MS	11/24/2007	6:37:	X71124A, gene
	Chromium	0.0987	0.1000	98.7	90.0 - 110.0	MS	11/24/2007	6:37:	X71124A, gene
	Copper	0.0978	0.1000	97.8	90.0 - 110.0	MS	11/24/2007	6:37:	X71124A, gene
	Lead	0.0991	0.1000	99.1	90.0 - 110.0	MS	11/24/2007	6:37:	X71124A, gene
	Nickel	0.0975	0.1000	97.5	90.0 - 110.0	MS	11/24/2007	6:37:	X71124A, gene
	Selenium	0.0966	0.1000	96.6	90.0 - 110.0	MS	11/24/2007	6:37:	X71124A, gene
	Silver	0.1018	0.1000	101.8	90.0 - 110.0	MS	11/24/2007	6:37:	X71124A, gene
	Thallium	0.0987	0.1000	98.7	90.0 - 110.0	MS	11/24/2007	6:37:	X71124A, gene
	Zinc	0.1081	0.1000	108.1	90.0 - 110.0	MS	11/24/2007	6:37:	X71124A, gene

Test America Pittsburgh
- 2a -
INITIAL AND CONTINUING CALIBRATION VERIFICATION

Client: TETRA TECH **SDG No.:** C7K020180

Initial Calibration Source: Inorganic **Instrument:** ICPMS

Continuing Calibration Source: HIPUR

Sample ID	Analyte	Result mg/L	True Value mg/L	% Recovery	Acceptance Window (%R)	M	Analysis Date	Analysis Time	Run Number
CCV4			CCV1-4						
	Antimony	0.0988	0.1000	98.8	90.0 - 110.0	MS	11/24/2007	7:32:	X71124A, gene
	Arsenic	0.0991	0.1000	99.1	90.0 - 110.0	MS	11/24/2007	7:32:	X71124A, gene
	Beryllium	0.0963	0.1000	96.3	90.0 - 110.0	MS	11/24/2007	7:32:	X71124A, gene
	Cadmium	0.1017	0.1000	101.7	90.0 - 110.0	MS	11/24/2007	7:32:	X71124A, gene
	Chromium	0.0995	0.1000	99.5	90.0 - 110.0	MS	11/24/2007	7:32:	X71124A, gene
	Copper	0.0993	0.1000	99.3	90.0 - 110.0	MS	11/24/2007	7:32:	X71124A, gene
	Lead	0.0988	0.1000	98.8	90.0 - 110.0	MS	11/24/2007	7:32:	X71124A, gene
	Nickel	0.0973	0.1000	97.3	90.0 - 110.0	MS	11/24/2007	7:32:	X71124A, gene
	Selenium	0.0972	0.1000	97.2	90.0 - 110.0	MS	11/24/2007	7:32:	X71124A, gene
	Silver	0.1008	0.1000	100.8	90.0 - 110.0	MS	11/24/2007	7:32:	X71124A, gene
	Thallium	0.0983	0.1000	98.3	90.0 - 110.0	MS	11/24/2007	7:32:	X71124A, gene
	Zinc	0.1080	0.1000	108.0	90.0 - 110.0	MS	11/24/2007	7:32:	X71124A, gene
CCV5			CCV1-5						
	Antimony	0.0988	0.1000	98.8	90.0 - 110.0	MS	11/24/2007	8:27:	X71124A, gene
	Arsenic	0.0989	0.1000	98.9	90.0 - 110.0	MS	11/24/2007	8:27:	X71124A, gene
	Beryllium	0.0960	0.1000	96.0	90.0 - 110.0	MS	11/24/2007	8:27:	X71124A, gene
	Cadmium	0.1017	0.1000	101.7	90.0 - 110.0	MS	11/24/2007	8:27:	X71124A, gene
	Chromium	0.0992	0.1000	99.2	90.0 - 110.0	MS	11/24/2007	8:27:	X71124A, gene
	Copper	0.0992	0.1000	99.2	90.0 - 110.0	MS	11/24/2007	8:27:	X71124A, gene
	Lead	0.0976	0.1000	97.6	90.0 - 110.0	MS	11/24/2007	8:27:	X71124A, gene
	Nickel	0.0977	0.1000	97.7	90.0 - 110.0	MS	11/24/2007	8:27:	X71124A, gene
	Selenium	0.0973	0.1000	97.3	90.0 - 110.0	MS	11/24/2007	8:27:	X71124A, gene
	Silver	0.1009	0.1000	100.9	90.0 - 110.0	MS	11/24/2007	8:27:	X71124A, gene
	Thallium	0.0974	0.1000	97.4	90.0 - 110.0	MS	11/24/2007	8:27:	X71124A, gene
	Zinc	0.1097	0.1000	109.7	90.0 - 110.0	MS	11/24/2007	8:27:	X71124A, gene

Test America Pittsburgh
- 2a -
INITIAL AND CONTINUING CALIBRATION VERIFICATION

Client: TETRA TECH **SDG No.:** C7K020180

Initial Calibration Source: Inorganic **Instrument:** ICPMS

Continuing Calibration Source: HIPUR

Sample ID	Analyte	Result mg/L	True Value mg/L	% Recovery	Acceptance Window (%R)	M	Analysis Date	Analysis Time	Run Number
CCV6			CCV1-6						
	Antimony	0.1005	0.1000	100.5	90.0 - 110.0	MS	11/24/2007	9:22:	X71124A, gene
	Arsenic	0.0981	0.1000	98.1	90.0 - 110.0	MS	11/24/2007	9:22:	X71124A, gene
	Beryllium	0.0966	0.1000	96.6	90.0 - 110.0	MS	11/24/2007	9:22:	X71124A, gene
	Cadmium	0.1034	0.1000	103.4	90.0 - 110.0	MS	11/24/2007	9:22:	X71124A, gene
	Chromium	0.0985	0.1000	98.5	90.0 - 110.0	MS	11/24/2007	9:22:	X71124A, gene
	Copper	0.0963	0.1000	96.3	90.0 - 110.0	MS	11/24/2007	9:22:	X71124A, gene
	Lead	0.0988	0.1000	98.8	90.0 - 110.0	MS	11/24/2007	9:22:	X71124A, gene
	Nickel	0.0950	0.1000	95.0	90.0 - 110.0	MS	11/24/2007	9:22:	X71124A, gene
	Selenium	0.0955	0.1000	95.5	90.0 - 110.0	MS	11/24/2007	9:22:	X71124A, gene
	Silver	0.1014	0.1000	101.4	90.0 - 110.0	MS	11/24/2007	9:22:	X71124A, gene
	Thallium	0.0984	0.1000	98.4	90.0 - 110.0	MS	11/24/2007	9:22:	X71124A, gene
	Zinc	0.1074	0.1000	107.4	90.0 - 110.0	MS	11/24/2007	9:22:	X71124A, gene

TestAmerica Pittsburgh

Metals Data Reporting Form

Initial Calibration Verification Standar

Instrument: CVAA **Units:** ug/L

Chart Number: G71121A.PRN **Acceptable Range:** 90% - 110%

Standard Source: Ultra **Standard ID:** MET6444-07

Element	WL/ Mass	True Conc	ICV6-1 11/21/2007 7:56 AM Found	% Rec	Found	% Rec	Found	% Rec	Found	% Rec	Found	% Rec
Mercury	253.7	2.5	2.51	**100.4**								

5.04.5

Form 2A Equivalent

TestAmerica Pittsburgh

Metals Data Reporting Form

Continuing Calibration Verification

Instrument: CVAA **Units:** ug/L

Chart Number: G71121A.PRN **Acceptable Range:** 80% - 120%

Standard Source: Inorganic Ventures **Standard ID:** MET6446-07

Element	WL/ Mass	True Conc	CCV6-1 11/21/2007 8:01 AM		CCV6-2 11/21/2007 8:22 AM		CCV6-3 11/21/2007 8:42 AM		CCV6-4 11/21/2007 9:02 AM		CCV6-5 11/21/2007 9:22 AM	
			Found	% Rec	Found	% Rec	Found	% Rec	Found	% Rec	Found	% Rec
Mercury	253.7	5.0	5.05	**101.0**	5.17	**103.4**	5.06	**101.2**	5.10	**102.0**	4.98	**99.6**

TestAmerica Pittsburgh

Metals Data Reporting Form

Continuing Calibration Verification

Instrument: CVAA **Units:** ug/L

Chart Number: G71121A.PRN **Acceptable Range:** 80% - 120%

Standard Source: Inorganic Ventures **Standard ID:** MET6446-07

Element	WL/ Mass	True Conc	CCV6-6 11/21/2007 9:42 AM Found	% Rec	CCV6-7 11/21/2007 10:01 AM Found	% Rec	CCV6-8 11/21/2007 10:08 AM Found	% Rec	Found	% Rec	Found	% Rec
Mercury	253.7	5.0	4.97	**99.4**	4.99	**99.8**	5.01	**100.2**				

Test America Pittsburgh
- 2b -
CRDL STANDARD FOR AA & ICP

Client: TETRA TECH

SDG No.: C7K020180

ICPMS Standard Source: HIPUR

Instrument: ICPMS

Sample ID	Analyte	Result mg/L	True Value mg/L	% Recovery	Advisory Limits (%R)	M	Analysis Date	Analysis Time	Run Number
CRDL1			**CRI MET6090-07**						
	Antimony	0.00206	0.00200	103.0	50 - 150	MS	11/24/200	4:32:	X71124A, g
	Arsenic	0.00095	0.00100	95.0	50 - 150	MS	11/24/200	4:32:	X71124A, g
	Beryllium	0.00111	0.00100	111.0	50 - 150	MS	11/24/200	4:32:	X71124A, g
	Cadmium	0.00123	0.00100	123.0	50 - 150	MS	11/24/200	4:32:	X71124A, g
	Chromium	0.00205	0.00200	102.5	50 - 150	MS	11/24/200	4:32:	X71124A, g
	Copper	0.00215	0.00200	107.5	50 - 150	MS	11/24/200	4:32:	X71124A, g
	Lead	0.00088	0.00100	88.0	50 - 150	MS	11/24/200	4:32:	X71124A, g
	Nickel	0.00095	0.00100	95.0	50 - 150	MS	11/24/200	4:32:	X71124A, g
	Selenium	0.00440	0.00500	88.0	50 - 150	MS	11/24/200	4:32:	X71124A, g
	Silver	0.00117	0.00100	117.0	50 - 150	MS	11/24/200	4:32:	X71124A, g
	Thallium	0.00106	0.00100	106.0	50 - 150	MS	11/24/200	4:32:	X71124A, g
	Zinc	0.00593	0.00500	118.6	50 - 150	MS	11/24/200	4:32:	X71124A, g

TestAmerica Pittsburgh

Metals Data Reporting Form

Contract Required Detection Limit Standard

Instrument: CVAA **Units:** ug/L

Chart Number: G71121A.PRN **Acceptable Range:** 50% - 150%

Standard Source: Ultra **Standard ID:** MET6445-07

Element	WL/ Mass	True Conc	CRA/RLV 11/21/2007 8:00 AM Found	% Rec	Found	% Rec	Found	% Rec	Found	% Rec	Found	% Rec
Mercury	253.7	0.2	0.21	102.5								

Test America Pittsburgh
- 3a -
INITIAL AND CONTINUING CALIBRATION BLANK SUMMARY

Client: TETRA TECH

SDG No.: C7K020180

Instrument: ICPMS

Sample ID	Analyte	Result mg/L	Acceptance Limit	Conc Qual	MDL	CRQL	M	Analysis Date	Analysis Time	Run
ICB1			ICB1							
	Antimony	0.00005	+/-0.00200	U	0.00006	0.00200	MS	11/24/2007	4:28:	X71124A, gen
	Arsenic	-0.00003	+/-0.00100	U	0.00017	0.00100	MS	11/24/2007	4:28:	X71124A, gen
	Beryllium	0.00002	+/-0.00100	U	0.00005	0.00100	MS	11/24/2007	4:28:	X71124A, gen
	Cadmium	-0.00001	+/-0.00100	U	0.00009	0.00100	MS	11/24/2007	4:28:	X71124A, gen
	Chromium	-0.00001	+/-0.00200	U	0.00008	0.00200	MS	11/24/2007	4:28:	X71124A, gen
	Copper	0.00001	+/-0.00200	U	0.00009	0.00200	MS	11/24/2007	4:28:	X71124A, gen
	Lead	-0.00019	+/-0.00100	J	0.00003	0.00100	MS	11/24/2007	4:28:	X71124A, gen
	Nickel	0.00000	+/-0.00100	U	0.00007	0.00100	MS	11/24/2007	4:28:	X71124A, gen
	Selenium	-0.00016	+/-0.00500	U	0.00047	0.00500	MS	11/24/2007	4:28:	X71124A, gen
	Silver	0.00001	+/-0.00100	U	0.00002	0.00100	MS	11/24/2007	4:28:	X71124A, gen
	Thallium	0.00001	+/-0.00100	U	0.00001	0.00100	MS	11/24/2007	4:28:	X71124A, gen
	Zinc	-0.00002	+/-0.00500	U	0.00012	0.00500	MS	11/24/2007	4:28:	X71124A, gen
CCB1			CCB1							
	Antimony	0.00030	+/-0.00200	J	0.00006	0.00200	MS	11/24/2007	4:48:	X71124A, gen
	Arsenic	-0.00004	+/-0.00100	U	0.00017	0.00100	MS	11/24/2007	4:48:	X71124A, gen
	Beryllium	0.00002	+/-0.00100	U	0.00005	0.00100	MS	11/24/2007	4:48:	X71124A, gen
	Cadmium	-0.00004	+/-0.00100	U	0.00009	0.00100	MS	11/24/2007	4:48:	X71124A, gen
	Chromium	0.00002	+/-0.00200	U	0.00008	0.00200	MS	11/24/2007	4:48:	X71124A, gen
	Copper	0.00006	+/-0.00200	U	0.00009	0.00200	MS	11/24/2007	4:48:	X71124A, gen
	Lead	-0.00012	+/-0.00100	J	0.00003	0.00100	MS	11/24/2007	4:48:	X71124A, gen
	Nickel	-0.00002	+/-0.00100	U	0.00007	0.00100	MS	11/24/2007	4:48:	X71124A, gen
	Selenium	-0.00011	+/-0.00500	U	0.00047	0.00500	MS	11/24/2007	4:48:	X71124A, gen
	Silver	0.00000	+/-0.00100	U	0.00002	0.00100	MS	11/24/2007	4:48:	X71124A, gen
	Thallium	0.00002	+/-0.00100	J	0.00001	0.00100	MS	11/24/2007	4:48:	X71124A, gen
	Zinc	0.00226	+/-0.00500	J	0.00012	0.00500	MS	11/24/2007	4:48:	X71124A, gen

Test America Pittsburgh
- 3a -
INITIAL AND CONTINUING CALIBRATION BLANK SUMMARY

Client: TETRA TECH **SDG No.:** C7K020180

Instrument: ICPMS

Sample ID	Analyte	Result mg/L	Acceptance Limit	Conc Qual	MDL	CRQL	M	Analysis Date	Analysis Time	Run
CCB2			CCB2							
	Antimony	0.00031	+/-0.00200	J	0.00006	0.00200	MS	11/24/2007	5:43:	X71124A, gen
	Arsenic	0.00003	+/-0.00100	U	0.00017	0.00100	MS	11/24/2007	5:43:	X71124A, gen
	Beryllium	0.00001	+/-0.00100	U	0.00005	0.00100	MS	11/24/2007	5:43:	X71124A, gen
	Cadmium	-0.00002	+/-0.00100	U	0.00009	0.00100	MS	11/24/2007	5:43:	X71124A, gen
	Chromium	0.00004	+/-0.00200	U	0.00008	0.00200	MS	11/24/2007	5:43:	X71124A, gen
	Copper	0.00006	+/-0.00200	U	0.00009	0.00200	MS	11/24/2007	5:43:	X71124A, gen
	Lead	-0.00006	+/-0.00100	J	0.00003	0.00100	MS	11/24/2007	5:43:	X71124A, gen
	Nickel	0.00000	+/-0.00100	U	0.00007	0.00100	MS	11/24/2007	5:43:	X71124A, gen
	Selenium	0.00016	+/-0.00500	U	0.00047	0.00500	MS	11/24/2007	5:43:	X71124A, gen
	Silver	0.00000	+/-0.00100	U	0.00002	0.00100	MS	11/24/2007	5:43:	X71124A, gen
	Thallium	0.00003	+/-0.00100	J	0.00001	0.00100	MS	11/24/2007	5:43:	X71124A, gen
	Zinc	0.00321	+/-0.00500	J	0.00012	0.00500	MS	11/24/2007	5:43:	X71124A, gen
CCB3			CCB3							
	Antimony	0.00036	+/-0.00200	J	0.00006	0.00200	MS	11/24/2007	6:41:	X71124A, gen
	Arsenic	-0.00003	+/-0.00100	U	0.00017	0.00100	MS	11/24/2007	6:41:	X71124A, gen
	Beryllium	0.00001	+/-0.00100	U	0.00005	0.00100	MS	11/24/2007	6:41:	X71124A, gen
	Cadmium	0.00000	+/-0.00100	U	0.00009	0.00100	MS	11/24/2007	6:41:	X71124A, gen
	Chromium	0.00009	+/-0.00200	J	0.00008	0.00200	MS	11/24/2007	6:41:	X71124A, gen
	Copper	0.00005	+/-0.00200	U	0.00009	0.00200	MS	11/24/2007	6:41:	X71124A, gen
	Lead	-0.00002	+/-0.00100	U	0.00003	0.00100	MS	11/24/2007	6:41:	X71124A, gen
	Nickel	0.00000	+/-0.00100	U	0.00007	0.00100	MS	11/24/2007	6:41:	X71124A, gen
	Selenium	0.00013	+/-0.00500	U	0.00047	0.00500	MS	11/24/2007	6:41:	X71124A, gen
	Silver	0.00001	+/-0.00100	U	0.00002	0.00100	MS	11/24/2007	6:41:	X71124A, gen
	Thallium	0.00004	+/-0.00100	J	0.00001	0.00100	MS	11/24/2007	6:41:	X71124A, gen
	Zinc	0.00340	+/-0.00500	J	0.00012	0.00500	MS	11/24/2007	6:41:	X71124A, gen

Test America Pittsburgh
- 3a -
INITIAL AND CONTINUING CALIBRATION BLANK SUMMARY

Client: TETRA TECH **SDG No.:** C7K020180

Instrument: ICPMS

Sample ID	Analyte	Result mg/L	Acceptance Limit	Conc Qual	MDL	CRQL	M	Analysis Date	Analysis Time	Run
CCB4			CCB4							
	Antimony	0.00029	+/-0.00200	J	0.00006	0.00200	MS	11/24/2007	7:36:	X71124A, gen
	Arsenic	0.00008	+/-0.00100	U	0.00017	0.00100	MS	11/24/2007	7:36:	X71124A, gen
	Beryllium	0.00002	+/-0.00100	U	0.00005	0.00100	MS	11/24/2007	7:36:	X71124A, gen
	Cadmium	-0.00001	+/-0.00100	U	0.00009	0.00100	MS	11/24/2007	7:36:	X71124A, gen
	Chromium	0.00009	+/-0.00200	J	0.00008	0.00200	MS	11/24/2007	7:36:	X71124A, gen
	Copper	0.00008	+/-0.00200	U	0.00009	0.00200	MS	11/24/2007	7:36:	X71124A, gen
	Lead	0.00001	+/-0.00100	U	0.00003	0.00100	MS	11/24/2007	7:36:	X71124A, gen
	Nickel	0.00004	+/-0.00100	U	0.00007	0.00100	MS	11/24/2007	7:36:	X71124A, gen
	Selenium	0.00018	+/-0.00500	U	0.00047	0.00500	MS	11/24/2007	7:36:	X71124A, gen
	Silver	0.00000	+/-0.00100	U	0.00002	0.00100	MS	11/24/2007	7:36:	X71124A, gen
	Thallium	0.00002	+/-0.00100	J	0.00001	0.00100	MS	11/24/2007	7:36:	X71124A, gen
	Zinc	0.00372	+/-0.00500	J	0.00012	0.00500	MS	11/24/2007	7:36:	X71124A, gen
CCB5			CCB5							
	Antimony	0.00031	+/-0.00200	J	0.00006	0.00200	MS	11/24/2007	8:31:	X71124A, gen
	Arsenic	0.00005	+/-0.00100	U	0.00017	0.00100	MS	11/24/2007	8:31:	X71124A, gen
	Beryllium	0.00003	+/-0.00100	U	0.00005	0.00100	MS	11/24/2007	8:31:	X71124A, gen
	Cadmium	-0.00002	+/-0.00100	U	0.00009	0.00100	MS	11/24/2007	8:31:	X71124A, gen
	Chromium	0.00007	+/-0.00200	U	0.00008	0.00200	MS	11/24/2007	8:31:	X71124A, gen
	Copper	0.00007	+/-0.00200	U	0.00009	0.00200	MS	11/24/2007	8:31:	X71124A, gen
	Lead	-0.00002	+/-0.00100	U	0.00003	0.00100	MS	11/24/2007	8:31:	X71124A, gen
	Nickel	0.00006	+/-0.00100	U	0.00007	0.00100	MS	11/24/2007	8:31:	X71124A, gen
	Selenium	0.00002	+/-0.00500	U	0.00047	0.00500	MS	11/24/2007	8:31:	X71124A, gen
	Silver	0.00001	+/-0.00100	U	0.00002	0.00100	MS	11/24/2007	8:31:	X71124A, gen
	Thallium	0.00003	+/-0.00100	J	0.00001	0.00100	MS	11/24/2007	8:31:	X71124A, gen
	Zinc	0.00386	+/-0.00500	J	0.00012	0.00500	MS	11/24/2007	8:31:	X71124A, gen

Test America Pittsburgh
- 3a -
INITIAL AND CONTINUING CALIBRATION BLANK SUMMARY

Client: TETRA TECH

SDG No.: C7K020180

Instrument: ICPMS

Sample ID	Analyte	Result mg/L	Acceptance Limit	Conc Qual	MDL	CRQL	M	Analysis Date	Analysis Time	Run
CCB6			CCB6							
	Antimony	0.00035	+/-0.00200	J	0.00006	0.00200	MS	11/24/2007	9:26:	X71124A, gen
	Arsenic	0.00001	+/-0.00100	U	0.00017	0.00100	MS	11/24/2007	9:26:	X71124A, gen
	Beryllium	0.00003	+/-0.00100	U	0.00005	0.00100	MS	11/24/2007	9:26:	X71124A, gen
	Cadmium	-0.00003	+/-0.00100	U	0.00009	0.00100	MS	11/24/2007	9:26:	X71124A, gen
	Chromium	0.00003	+/-0.00200	U	0.00008	0.00200	MS	11/24/2007	9:26:	X71124A, gen
	Copper	0.00007	+/-0.00200	U	0.00009	0.00200	MS	11/24/2007	9:26:	X71124A, gen
	Lead	-0.00008	+/-0.00100	J	0.00003	0.00100	MS	11/24/2007	9:26:	X71124A, gen
	Nickel	0.00003	+/-0.00100	U	0.00007	0.00100	MS	11/24/2007	9:26:	X71124A, gen
	Selenium	0.00008	+/-0.00500	U	0.00047	0.00500	MS	11/24/2007	9:26:	X71124A, gen
	Silver	0.00002	+/-0.00100	U	0.00002	0.00100	MS	11/24/2007	9:26:	X71124A, gen
	Thallium	0.00004	+/-0.00100	J	0.00001	0.00100	MS	11/24/2007	9:26:	X71124A, gen
	Zinc	0.00395	+/-0.00500	J	0.00012	0.00500	MS	11/24/2007	9:26:	X71124A, gen

TestAmerica Pittsburgh

Metals Data Reporting Form

Initial Calibration Blank Results

Instrument: CVAA **Units:** ug/L

Chart Number: G71121A.PRN

Standard Source: _____ **Standard ID:** _____

Element	WL/ Mass	Report Limit	ICB1 11/21/2007 7:58 AM Found	Q	Found	Q	Found	Q	Found	Q	Found	Q
Mercury	253.7	0.2	0.0	U								

5.04.5

U Result is less than the MDL
B Result is between MDL and RL

Form 3 Equivalent

TestAmerica Pittsburgh

Metals Data Reporting Form

Continuing Calibration Blank Result

Instrument: CVAA **Units:** ug/L

Chart Number: G71121A.PRN

Standard Source: _____ **Standard ID:** _____

Element	WL/ Mass	Report Limit	CCB1 11/21/2007 8:03 AM		CCB2 11/21/2007 8:24 AM		CCB3 11/21/2007 8:44 AM		CCB4 11/21/2007 9:04 AM		CCB5 11/21/2007 9:24 AM	
			Found	Q	Found	Q	Found	Q	Found	Q	Found	Q
Mercury	253.7	0.2	0.0	U	0.0	U	0.0	U	0.0	U	0.0	U

U Result is less than the MDL
B Result is between MDL and RL

Form 3 Equivalent

TestAmerica Pittsburgh

Metals Data Reporting Form

Continuing Calibration Blank Result

Instrument: CVAA **Units:** ug/L

Chart Number: G71121A.PRN

Standard Source: _____ **Standard ID:** _____

Element	WL/ Mass	Report Limit	CCB6 11/21/2007 9:44 AM Found	Q	CCB7 11/21/2007 10:02 AM Found	Q	CCB8 11/21/2007 10:09 AM Found	Q	Found	Q	Found	Q
Mercury	253.7	0.2	0.0	U	0.0	U	0.0	U				

5.04.5

U Result is less than the MDL
B Result is between MDL and RL

Form 3 Equivalent

METHOD BLANK REPORT

TOTAL Metals

Client Lot #...: C7K020180 **Matrix.....:** SOLID

PARAMETER	RESULT	REPORTING LIMIT	UNITS	METHOD	PREPARATION-ANALYSIS DATE	WORK ORDER #
MB Lot-Sample #: C7K160000-530 **Prep Batch #...:** 7320530						
Antimony	ND	0.20	mg/kg	SW846 6020	11/16-11/24/07	KCGPG1AK
		Dilution Factor: 1				
		Analysis Time..: 18:04		Analyst ID.....: 400149	Instrument ID..: ICP	
Arsenic	ND	0.10	mg/kg	SW846 6020	11/16-11/24/07	KCGPG1AC
		Dilution Factor: 1				
		Analysis Time..: 18:04		Analyst ID.....: 400149	Instrument ID..: ICP	
Beryllium	ND	0.10	mg/kg	SW846 6020	11/16-11/24/07	KCGPG1AD
		Dilution Factor: 1				
		Analysis Time..: 18:04		Analyst ID.....: 400149	Instrument ID..: ICP	
Cadmium	ND	0.10	mg/kg	SW846 6020	11/16-11/24/07	KCGPG1AE
		Dilution Factor: 1				
		Analysis Time..: 18:04		Analyst ID.....: 400149	Instrument ID..: ICP	
Chromium	**0.023 B**	**0.20**	**mg/kg**	**SW846 6020**	**11/16-11/24/07**	**KCGPG1AF**
		Dilution Factor: 1				
		Analysis Time..: 18:04		Analyst ID.....: 400149	Instrument ID..: ICP	
Copper	ND	0.20	mg/kg	SW846 6020	11/16-11/24/07	KCGPG1AG
		Dilution Factor: 1				
		Analysis Time..: 18:04		Analyst ID.....: 400149	Instrument ID..: ICP	
Lead	ND	0.10	mg/kg	SW846 6020	11/16-11/24/07	KCGPG1AJ
		Dilution Factor: 1				
		Analysis Time..: 18:04		Analyst ID.....: 400149	Instrument ID..: ICP	
Nickel	ND	0.10	mg/kg	SW846 6020	11/16-11/24/07	KCGPG1AH
		Dilution Factor: 1				
		Analysis Time..: 18:04		Analyst ID.....: 400149	Instrument ID..: ICP	
Selenium	ND	0.50	mg/kg	SW846 6020	11/16-11/24/07	KCGPG1AL
		Dilution Factor: 1				
		Analysis Time..: 18:04		Analyst ID.....: 400149	Instrument ID..: ICP	
Silver	ND	0.10	mg/kg	SW846 6020	11/16-11/24/07	KCGPG1AA
		Dilution Factor: 1				
		Analysis Time..: 18:04		Analyst ID.....: 400149	Instrument ID..: ICP	
Thallium	**0.0025 B**	**0.10**	**mg/kg**	**SW846 6020**	**11/16-11/24/07**	**KCGPG1AM**
		Dilution Factor: 1				
		Analysis Time..: 18:04		Analyst ID.....: 400149	Instrument ID..: ICP	

(Continued on next page)

METHOD BLANK REPORT

TOTAL Metals

Client Lot #...: C7K020180 **Matrix.....:** SOLID

PARAMETER	RESULT	REPORTING LIMIT	UNITS	METHOD	PREPARATION-ANALYSIS DATE	WORK ORDER #
Zinc	**0.074 B**	**0.50**	**mg/kg**	**SW846 6020**	**11/16-11/24/07**	**KCGPG1AN**
		Dilution Factor: 1				
		Analysis Time..: 18:04		Analyst ID.....: 400149	Instrument ID..: ICP	

MB Lot-Sample #: C7K160000-542 **Prep Batch #...:** 7320542

Antimony	ND	0.20	mg/kg	SW846 6020	11/16-11/24/07	KCGQV1AK
		Dilution Factor: 1				
		Analysis Time..: 19:41		Analyst ID.....: 400149	Instrument ID..: ICP	
Arsenic	**0.018 B**	**0.10**	**mg/kg**	**SW846 6020**	**11/16-11/24/07**	**KCGQV1AC**
		Dilution Factor: 1				
		Analysis Time..: 19:41		Analyst ID.....: 400149	Instrument ID..: ICP	
Beryllium	ND	0.10	mg/kg	SW846 6020	11/16-11/24/07	KCGQV1AD
		Dilution Factor: 1				
		Analysis Time..: 19:41		Analyst ID.....: 400149	Instrument ID..: ICP	
Cadmium	ND	0.10	mg/kg	SW846 6020	11/16-11/24/07	KCGQV1AE
		Dilution Factor: 1				
		Analysis Time..: 19:41		Analyst ID.....: 400149	Instrument ID..: ICP	
Chromium	**0.014 B**	**0.20**	**mg/kg**	**SW846 6020**	**11/16-11/24/07**	**KCGQV1AF**
		Dilution Factor: 1				
		Analysis Time..: 19:41		Analyst ID.....: 400149	Instrument ID..: ICP	
Copper	ND	0.20	mg/kg	SW846 6020	11/16-11/24/07	KCGQV1AG
		Dilution Factor: 1				
		Analysis Time..: 19:41		Analyst ID.....: 400149	Instrument ID..: ICP	
Lead	ND	0.10	mg/kg	SW846 6020	11/16-11/24/07	KCGQV1AJ
		Dilution Factor: 1				
		Analysis Time..: 19:41		Analyst ID.....: 400149	Instrument ID..: ICP	
Nickel	**0.016 B**	**0.10**	**mg/kg**	**SW846 6020**	**11/16-11/24/07**	**KCGQV1AH**
		Dilution Factor: 1				
		Analysis Time..: 19:41		Analyst ID.....: 400149	Instrument ID..: ICP	
Selenium	**0.14 B**	**0.50**	**mg/kg**	**SW846 6020**	**11/16-11/24/07**	**KCGQV1AL**
		Dilution Factor: 1				
		Analysis Time..: 19:41		Analyst ID.....: 400149	Instrument ID..: ICP	
Silver	ND	0.10	mg/kg	SW846 6020	11/16-11/24/07	KCGQV1AA
		Dilution Factor: 1				
		Analysis Time..: 19:41		Analyst ID.....: 400149	Instrument ID..: ICP	

(Continued on next page)

METHOD BLANK REPORT

TOTAL Metals

Client Lot #...: C7K020180 **Matrix.....:** SOLID

PARAMETER	RESULT	REPORTING LIMIT	UNITS	METHOD	PREPARATION-ANALYSIS DATE	WORK ORDER #
Thallium	ND	0.10	mg/kg	SW846 6020	11/16-11/24/07	KCGQV1AM
		Dilution Factor: 1				
		Analysis Time..: 19:41		Analyst ID.....: 400149	Instrument ID..: ICP	
Zinc	**0.24 B**	**0.50**	**mg/kg**	**SW846 6020**	**11/16-11/24/07**	**KCGQV1AN**
		Dilution Factor: 1				
		Analysis Time..: 19:41		Analyst ID.....: 400149	Instrument ID..: ICP	

MB Lot-Sample #: C7K210000-029 **Prep Batch #...:** 7325029

Mercury	ND	0.016	mg/kg	SW846 7471A	11/21/07	KCPDK1AA
		Dilution Factor: 0.5				
		Analysis Time..: 08:05		Analyst ID.....: 031043	Instrument ID..: HGH	

MB Lot-Sample #: C7K210000-032 **Prep Batch #...:** 7325032

Mercury	ND	0.016	mg/kg	SW846 7471A	11/21/07	KCPDR1AA
		Dilution Factor: 0.5				
		Analysis Time..: 08:52		Analyst ID.....: 031043	Instrument ID..: HGH	

NOTE(S):

Calculations are performed before rounding to avoid round-off errors in calculated results.

B Estimated result. Result is less than RL.

Test America Pittsburgh

- 4 -

INTERFERENCE CHECK SAMPLE

Client: TETRA TECH **SDG No.:** C7K020180

ICS Source: EPA **Instrument ID:** ICPMS

Sample ID Analyte	WL/Mass	Result mg/L	Qual	True Value mg/L	% Recovery	Acceptance Window	Analysis Date	Analysis Time	Run Number
ICSA MET6091-07									
Antimony	121Sb	0.00025				0.0 - 0.0	11/24/2007	4:35:	X71124A, g
Arsenic	75As	-0.00004				0.0 - 0.0	11/24/2007	4:35:	X71124A, g
Beryllium	9Be	0.00003				0.0 - 0.0	11/24/2007	4:35:	X71124A, g
Cadmium	111Cd	0.00042				0.0 - 0.0	11/24/2007	4:35:	X71124A, g
Chromium	52Cr	-0.00056				0.0 - 0.0	11/24/2007	4:35:	X71124A, g
Copper	65Cu	0.00097				0.0 - 0.0	11/24/2007	4:35:	X71124A, g
Lead	208Pb	0.00008				0.0 - 0.0	11/24/2007	4:35:	X71124A, g
Nickel	60Ni	0.00045				0.0 - 0.0	11/24/2007	4:35:	X71124A, g
Selenium	82Se	-0.00033				0.0 - 0.0	11/24/2007	4:35:	X71124A, g
Silver	107Ag	0.00008				0.0 - 0.0	11/24/2007	4:35:	X71124A, g
Thallium	205Tl	0.00001				0.0 - 0.0	11/24/2007	4:35:	X71124A, g
Zinc	66Zn	0.00535				0.0 - 0.0	11/24/2007	4:35:	X71124A, g
ICSAB MET6092-07									
Antimony	121Sb	0.02127		0.02000	106.4	80 - 120%	11/24/2007	4:40:	X71124A, g
Arsenic	75As	0.02151		0.02000	107.6	80 - 120%	11/24/2007	4:40:	X71124A, g
Beryllium	9Be	0.02021		0.02000	101.0	80 - 120%	11/24/2007	4:40:	X71124A, g
Cadmium	111Cd	0.02199		0.02000	110.0	80 - 120%	11/24/2007	4:40:	X71124A, g
Chromium	52Cr	0.02080		0.02000	104.0	80 - 120%	11/24/2007	4:40:	X71124A, g
Copper	65Cu	0.02154		0.02000	107.7	80 - 120%	11/24/2007	4:40:	X71124A, g
Lead	208Pb	0.02156		0.02000	107.8	80 - 120%	11/24/2007	4:40:	X71124A, g
Nickel	60Ni	0.02134		0.02000	106.7	80 - 120%	11/24/2007	4:40:	X71124A, g
Selenium	82Se	0.05167		0.05000	103.3	80 - 120%	11/24/2007	4:40:	X71124A, g
Silver	107Ag	0.02140		0.02000	107.0	80 - 120%	11/24/2007	4:40:	X71124A, g
Thallium	205Tl	0.02156		0.02000	107.8	80 - 120%	11/24/2007	4:40:	X71124A, g
Zinc	66Zn	0.02758		0.02500	110.3	80 - 120%	11/24/2007	4:40:	X71124A, g

LABORATORY CONTROL SAMPLE DATA REPORT

TOTAL Metals

Client Lot #...: C7K020180 **Matrix.....:** SOLID

PARAMETER	SPIKE AMOUNT	MEASURED AMOUNT	UNITS	PERCNT RECVRY	METHOD	PREPARATION-ANALYSIS DATE	WORK ORDER #
LCS Lot-Sample#: C7K160000-530 **Prep Batch #...:** 7320530							
Silver	5.00	5.11	mg/kg	102	SW846 6020	11/16-11/24/07	KCGPG1AP
			Dilution Factor: 1		Analysis Time..: 18:08	Analyst ID.....: 400149	
			Instrument ID..: ICPMS				
Arsenic	4.00	3.44	mg/kg	86	SW846 6020	11/16-11/24/07	KCGPG1AQ
			Dilution Factor: 1		Analysis Time..: 18:08	Analyst ID.....: 400149	
			Instrument ID..: ICPMS				
Beryllium	5.00	4.27	mg/kg	85	SW846 6020	11/16-11/24/07	KCGPG1AR
			Dilution Factor: 1		Analysis Time..: 18:08	Analyst ID.....: 400149	
			Instrument ID..: ICPMS				
Cadmium	5.00	4.47	mg/kg	89	SW846 6020	11/16-11/24/07	KCGPG1AT
			Dilution Factor: 1		Analysis Time..: 18:08	Analyst ID.....: 400149	
			Instrument ID..: ICPMS				
Chromium	20.0	19.8	mg/kg	99	SW846 6020	11/16-11/24/07	KCGPG1AU
			Dilution Factor: 1		Analysis Time..: 18:08	Analyst ID.....: 400149	
			Instrument ID..: ICPMS				
Copper	25.0	25.4	mg/kg	102	SW846 6020	11/16-11/24/07	KCGPG1AV
			Dilution Factor: 1		Analysis Time..: 18:08	Analyst ID.....: 400149	
			Instrument ID..: ICPMS				
Nickel	50.0	49.6	mg/kg	99	SW846 6020	11/16-11/24/07	KCGPG1AW
			Dilution Factor: 1		Analysis Time..: 18:08	Analyst ID.....: 400149	
			Instrument ID..: ICPMS				
Lead	2.00	1.97	mg/kg	98	SW846 6020	11/16-11/24/07	KCGPG1AX
			Dilution Factor: 1		Analysis Time..: 18:08	Analyst ID.....: 400149	
			Instrument ID..: ICPMS				
Antimony	50.0	42.3	mg/kg	85	SW846 6020	11/16-11/24/07	KCGPG1A0
			Dilution Factor: 1		Analysis Time..: 18:08	Analyst ID.....: 400149	
			Instrument ID..: ICPMS				
Selenium	1.00	0.928	mg/kg	93	SW846 6020	11/16-11/24/07	KCGPG1A1
			Dilution Factor: 1		Analysis Time..: 18:08	Analyst ID.....: 400149	
			Instrument ID..: ICPMS				

(Continued on next page)

LABORATORY CONTROL SAMPLE DATA REPORT

TOTAL Metals

Client Lot #...: C7K020180 **Matrix.....:** SOLID

PARAMETER	SPIKE AMOUNT	MEASURED AMOUNT	UNITS	PERCNT RECVRY	METHOD	PREPARATION-ANALYSIS DATE	WORK ORDER #
Thallium	5.00	4.72	mg/kg	94	SW846 6020	11/16-11/24/07	KCGPG1A2
			Dilution Factor: 1		Analysis Time..: 18:08	Analyst ID.....: 400149	
			Instrument ID..: ICPMS				
Zinc	50.0	43.9	mg/kg	88	SW846 6020	11/16-11/24/07	KCGPG1A3
			Dilution Factor: 1		Analysis Time..: 18:08	Analyst ID.....: 400149	
			Instrument ID..: ICPMS				

LCS Lot-Sample#: C7K160000-542 **Prep Batch #...:** 7320542

Silver	5.00	5.02	mg/kg	100	SW846 6020	11/16-11/24/07	KCGQV1AP
			Dilution Factor: 1		Analysis Time..: 19:45	Analyst ID.....: 400149	
			Instrument ID..: ICPMS				
Arsenic	4.00	3.45	mg/kg	86	SW846 6020	11/16-11/24/07	KCGQV1AQ
			Dilution Factor: 1		Analysis Time..: 19:45	Analyst ID.....: 400149	
			Instrument ID..: ICPMS				
Beryllium	5.00	4.33	mg/kg	87	SW846 6020	11/16-11/24/07	KCGQV1AR
			Dilution Factor: 1		Analysis Time..: 19:45	Analyst ID.....: 400149	
			Instrument ID..: ICPMS				
Cadmium	5.00	4.50	mg/kg	90	SW846 6020	11/16-11/24/07	KCGQV1AT
			Dilution Factor: 1		Analysis Time..: 19:45	Analyst ID.....: 400149	
			Instrument ID..: ICPMS				
Chromium	20.0	19.7	mg/kg	99	SW846 6020	11/16-11/24/07	KCGQV1AU
			Dilution Factor: 1		Analysis Time..: 19:45	Analyst ID.....: 400149	
			Instrument ID..: ICPMS				
Copper	25.0	25.4	mg/kg	102	SW846 6020	11/16-11/24/07	KCGQV1AV
			Dilution Factor: 1		Analysis Time..: 19:45	Analyst ID.....: 400149	
			Instrument ID..: ICPMS				
Nickel	50.0	49.7	mg/kg	99	SW846 6020	11/16-11/24/07	KCGQV1AW
			Dilution Factor: 1		Analysis Time..: 19:45	Analyst ID.....: 400149	
			Instrument ID..: ICPMS				
Lead	2.00	1.92	mg/kg	96	SW846 6020	11/16-11/24/07	KCGQV1AX
			Dilution Factor: 1		Analysis Time..: 19:45	Analyst ID.....: 400149	
			Instrument ID..: ICPMS				
Antimony	50.0	41.9	mg/kg	84	SW846 6020	11/16-11/24/07	KCGQV1A0
			Dilution Factor: 1		Analysis Time..: 19:45	Analyst ID.....: 400149	
			Instrument ID..: ICPMS				

(Continued on next page)

LABORATORY CONTROL SAMPLE DATA REPORT

TOTAL Metals

Client Lot #...: C7K020180 **Matrix.....:** SOLID

PARAMETER	SPIKE AMOUNT	MEASURED AMOUNT	UNITS	PERCNT RECVRY	METHOD	PREPARATION-ANALYSIS DATE	WORK ORDER #
Selenium	1.00	1.00	mg/kg	100	SW846 6020	11/16-11/24/07	KCGQV1A1
			Dilution Factor: 1		Analysis Time..: 19:45	Analyst ID.....: 400149	
			Instrument ID..: ICPMS				
Thallium	5.00	4.72	mg/kg	94	SW846 6020	11/16-11/24/07	KCGQV1A2
			Dilution Factor: 1		Analysis Time..: 19:45	Analyst ID.....: 400149	
			Instrument ID..: ICPMS				
Zinc	50.0	43.5	mg/kg	87	SW846 6020	11/16-11/24/07	KCGQV1A3
			Dilution Factor: 1		Analysis Time..: 19:45	Analyst ID.....: 400149	
			Instrument ID..: ICPMS				
LCS Lot-Sample#: C7K210000-029 **Prep Batch #...:** 7325029							
Mercury	0.208	0.214	mg/kg	103	SW846 7471A	11/21/07	KCPDK1AC
			Dilution Factor: 0.5		Analysis Time..: 08:06	Analyst ID.....: 031043	
			Instrument ID..: HGHYDRA				
LCS Lot-Sample#: C7K210000-032 **Prep Batch #...:** 7325032							
Mercury	0.209	0.208	mg/kg	100	SW846 7471A	11/21/07	KCPDR1AC
			Dilution Factor: 0.5		Analysis Time..: 08:54	Analyst ID.....: 031043	
			Instrument ID..: HGHYDRA				

NOTE(S):

Calculations are performed before rounding to avoid round-off errors in calculated results.

MATRIX SPIKE SAMPLE DATA REPORT

TOTAL Metals

Client Lot #...: C7K020180 **Matrix.....:** SOLID
Date Sampled...: 10/30/07 **Date Received..:** 11/02/07

PARAMETER	SAMPLE AMOUNT	SPIKE AMT	MEASRD AMOUNT	UNITS	PERCNT RECVRY	RPD	METHOD	PREPARATION-ANALYSIS DATE	WORK ORDER #
MS Lot-Sample #: C7K020180-001 **Prep Batch #...:** 7320530									
								% Moisture.....: 79	
Antimony									
	0.44	238	117 N	mg/kg	49		SW846 6020	11/16-11/24/07	KAEM31CN
	0.44	238	129 N	mg/kg	54	9.6	SW846 6020	11/16-11/24/07	KAEM31CP
			Dilution Factor: 1						
			Analysis Time..: 18:21		Instrument ID..: ICPMS			Analyst ID.....: 400149	
			MS Run #.....: 7320265						
Arsenic									
	11.7	19.0	26.4	mg/kg	78		SW846 6020	11/16-11/24/07	KAEM31A7
	11.7	19.0	26.4	mg/kg	78	0.09	SW846 6020	11/16-11/24/07	KAEM31A8
			Dilution Factor: 1						
			Analysis Time..: 18:21		Instrument ID..: ICPMS			Analyst ID.....: 400149	
			MS Run #.....: 7320265						
Beryllium									
	1.9	23.8	21.3	mg/kg	82		SW846 6020	11/16-11/24/07	KAEM31A9
	1.9	23.8	21.6	mg/kg	83	1.5	SW846 6020	11/16-11/24/07	KAEM31CA
			Dilution Factor: 1						
			Analysis Time..: 18:21		Instrument ID..: ICPMS			Analyst ID.....: 400149	
			MS Run #.....: 7320265						
Cadmium									
	4.6	23.8	25.0	mg/kg	86		SW846 6020	11/16-11/24/07	KAEM31CC
	4.6	23.8	25.7	mg/kg	89	2.6	SW846 6020	11/16-11/24/07	KAEM31CD
			Dilution Factor: 1						
			Analysis Time..: 18:21		Instrument ID..: ICPMS			Analyst ID.....: 400149	
			MS Run #.....: 7320265						
Chromium									
	118	95.2	218	mg/kg	105		SW846 6020	11/16-11/24/07	KAEM31CE
	118	95.2	217	mg/kg	105	0.21	SW846 6020	11/16-11/24/07	KAEM31CF
			Dilution Factor: 1						
			Analysis Time..: 18:21		Instrument ID..: ICPMS			Analyst ID.....: 400149	
			MS Run #.....: 7320265						
Copper									
	271	119	385	mg/kg	96		SW846 6020	11/16-11/24/07	KAEM31CG
	271	119	382	mg/kg	93	0.73	SW846 6020	11/16-11/24/07	KAEM31CH
			Dilution Factor: 1						
			Analysis Time..: 18:21		Instrument ID..: ICPMS			Analyst ID.....: 400149	
			MS Run #.....: 7320265						

(Continued on next page)

MATRIX SPIKE SAMPLE DATA REPORT

TOTAL Metals

Client Lot #...: C7K020180 **Matrix.....:** SOLID
Date Sampled...: 10/30/07 **Date Received..:** 11/02/07

PARAMETER	SAMPLE AMOUNT	SPIKE AMT	MEASRD AMOUNT	UNITS	PERCNT RECVRY	RPD	METHOD	PREPARATION-ANALYSIS DATE	WORK ORDER #
Lead									
	112	9.52	126 NC	mg/kg			SW846 6020	11/16-11/24/07	KAEM31CL
	112	9.52	126 NC	mg/kg			SW846 6020	11/16-11/24/07	KAEM31CM
			Dilution Factor: 1						
			Analysis Time..: 18:21				Instrument ID..: ICPMS	Analyst ID.....: 400149	
			MS Run #.....: 7320265						
Nickel									
	39.3	238	255	mg/kg	91		SW846 6020	11/16-11/24/07	KAEM31CJ
	39.3	238	258	mg/kg	92	1.0	SW846 6020	11/16-11/24/07	KAEM31CK
			Dilution Factor: 1						
			Analysis Time..: 18:21				Instrument ID..: ICPMS	Analyst ID.....: 400149	
			MS Run #.....: 7320265						
Selenium									
	2.7	4.76	6.80	mg/kg	86		SW846 6020	11/16-11/24/07	KAEM31CQ
	2.7	4.76	6.38	mg/kg	77	6.4	SW846 6020	11/16-11/24/07	KAEM31CR
			Dilution Factor: 1						
			Analysis Time..: 18:21				Instrument ID..: ICPMS	Analyst ID.....: 400149	
			MS Run #.....: 7320265						
Silver									
	0.71	23.8	23.7	mg/kg	97		SW846 6020	11/16-11/24/07	KAEM31A5
	0.71	23.8	23.8	mg/kg	97	0.24	SW846 6020	11/16-11/24/07	KAEM31A6
			Dilution Factor: 1						
			Analysis Time..: 18:21				Instrument ID..: ICPMS	Analyst ID.....: 400149	
			MS Run #.....: 7320265						
Thallium									
	0.33	23.8	22.7	mg/kg	94		SW846 6020	11/16-11/24/07	KAEM31CT
	0.33	23.8	22.7	mg/kg	94	0.02	SW846 6020	11/16-11/24/07	KAEM31CU
			Dilution Factor: 1						
			Analysis Time..: 18:21				Instrument ID..: ICPMS	Analyst ID.....: 400149	
			MS Run #.....: 7320265						
Zinc									
	359	238	561	mg/kg	85		SW846 6020	11/16-11/24/07	KAEM31CV
	359	238	560	mg/kg	84	0.25	SW846 6020	11/16-11/24/07	KAEM31CW
			Dilution Factor: 1						
			Analysis Time..: 18:21				Instrument ID..: ICPMS	Analyst ID.....: 400149	
			MS Run #.....: 7320265						

NOTE(S):

Calculations are performed before rounding to avoid round-off errors in calculated results.

Results and reporting limits have been adjusted for dry weight.

NC The recovery and/or RPD were not calculated.

N Spiked analyte recovery is outside stated control limits.

MATRIX SPIKE SAMPLE DATA REPORT

TOTAL Metals

Client Lot #...: C7K020180 **Matrix.....:** SOLID
Date Sampled...: 10/31/07 **Date Received..:** 11/02/07

PARAMETER	SAMPLE AMOUNT	SPIKE AMT	MEASRD AMOUNT	UNITS	PERCNT RECVRY	RPD	METHOD	PREPARATION-ANALYSIS DATE	WORK ORDER #
MS Lot-Sample #: C7K020180-013 **Prep Batch #...:** 7320542									
								% Moisture.....: 73	
Antimony									
	0.33	183	94.4 N	mg/kg	51		SW846 6020	11/16-11/24/07	KAEVN1CH
	0.33	183	98.8 N	mg/kg	54	4.5	SW846 6020	11/16-11/24/07	KAEVN1CJ
			Dilution Factor: 1						
			Analysis Time..: 19:58		Instrument ID..: ICPMS			Analyst ID.....: 400149	
			MS Run #.....: 7320270						
Arsenic									
	10.5	14.6	22.7	mg/kg	84		SW846 6020	11/16-11/24/07	KAEVN1A2
	10.5	14.6	22.0	mg/kg	79	3.2	SW846 6020	11/16-11/24/07	KAEVN1A3
			Dilution Factor: 1						
			Analysis Time..: 19:58		Instrument ID..: ICPMS			Analyst ID.....: 400149	
			MS Run #.....: 7320270						
Beryllium									
	1.9	18.3	18.5	mg/kg	90		SW846 6020	11/16-11/24/07	KAEVN1A4
	1.9	18.3	17.8	mg/kg	86	3.9	SW846 6020	11/16-11/24/07	KAEVN1A5
			Dilution Factor: 1						
			Analysis Time..: 19:58		Instrument ID..: ICPMS			Analyst ID.....: 400149	
			MS Run #.....: 7320270						
Cadmium									
	3.8	18.3	20.3	mg/kg	90		SW846 6020	11/16-11/24/07	KAEVN1A6
	3.8	18.3	20.2	mg/kg	90	0.41	SW846 6020	11/16-11/24/07	KAEVN1A7
			Dilution Factor: 1						
			Analysis Time..: 19:58		Instrument ID..: ICPMS			Analyst ID.....: 400149	
			MS Run #.....: 7320270						
Chromium									
	118	73.2	199	mg/kg	110		SW846 6020	11/16-11/24/07	KAEVN1A8
	118	73.2	188	mg/kg	95	5.8	SW846 6020	11/16-11/24/07	KAEVN1A9
			Dilution Factor: 1						
			Analysis Time..: 19:58		Instrument ID..: ICPMS			Analyst ID.....: 400149	
			MS Run #.....: 7320270						
Copper									
	215	91.5	297	mg/kg	89		SW846 6020	11/16-11/24/07	KAEVN1CA
	215	91.5	292	mg/kg	84	1.7	SW846 6020	11/16-11/24/07	KAEVN1CC
			Dilution Factor: 1						
			Analysis Time..: 19:58		Instrument ID..: ICPMS			Analyst ID.....: 400149	
			MS Run #.....: 7320270						

(Continued on next page)

MATRIX SPIKE SAMPLE DATA REPORT

TOTAL Metals

Client Lot #...: C7K020180 **Matrix.....:** SOLID
Date Sampled...: 10/31/07 **Date Received..:** 11/02/07

PARAMETER	SAMPLE AMOUNT	SPIKE AMT	MEASRD AMOUNT	UNITS	PERCNT RECVRY	RPD	METHOD	PREPARATION-ANALYSIS DATE	WORK ORDER #
Lead									
	111	7.32	121 NC	mg/kg			SW846 6020	11/16-11/24/07	KAEVN1CF
	111	7.32	110 NC	mg/kg			SW846 6020	11/16-11/24/07	KAEVN1CG
			Dilution Factor: 1						
			Analysis Time..: 19:58		Instrument ID..: ICPMS			Analyst ID.....: 400149	
			MS Run #.....: 7320270						
Nickel									
	39.9	183	214	mg/kg	95		SW846 6020	11/16-11/24/07	KAEVN1CD
	39.9	183	215	mg/kg	95	0.25	SW846 6020	11/16-11/24/07	KAEVN1CE
			Dilution Factor: 1						
			Analysis Time..: 19:58		Instrument ID..: ICPMS			Analyst ID.....: 400149	
			MS Run #.....: 7320270						
Selenium									
	3.1	3.66	5.73 N	mg/kg	72		SW846 6020	11/16-11/24/07	KAEVN1CK
	3.1	3.66	5.42 N	mg/kg	63	5.5	SW846 6020	11/16-11/24/07	KAEVN1CL
			Dilution Factor: 1						
			Analysis Time..: 19:58		Instrument ID..: ICPMS			Analyst ID.....: 400149	
			MS Run #.....: 7320270						
Silver									
	0.81	18.3	19.2	mg/kg	101		SW846 6020	11/16-11/24/07	KAEVN1A0
	0.81	18.3	19.1	mg/kg	100	0.74	SW846 6020	11/16-11/24/07	KAEVN1A1
			Dilution Factor: 1						
			Analysis Time..: 19:58		Instrument ID..: ICPMS			Analyst ID.....: 400149	
			MS Run #.....: 7320270						
Thallium									
	0.29	18.3	18.4	mg/kg	99		SW846 6020	11/16-11/24/07	KAEVN1CM
	0.29	18.3	18.2	mg/kg	98	1.3	SW846 6020	11/16-11/24/07	KAEVN1CN
			Dilution Factor: 1						
			Analysis Time..: 19:58		Instrument ID..: ICPMS			Analyst ID.....: 400149	
			MS Run #.....: 7320270						
Zinc									
	308	183	454	mg/kg	80		SW846 6020	11/16-11/24/07	KAEVN1CP
	308	183	438 N	mg/kg	71	3.7	SW846 6020	11/16-11/24/07	KAEVN1CQ
			Dilution Factor: 1						
			Analysis Time..: 19:58		Instrument ID..: ICPMS			Analyst ID.....: 400149	
			MS Run #.....: 7320270						

NOTE(S):

Calculations are performed before rounding to avoid round-off errors in calculated results.

Results and reporting limits have been adjusted for dry weight.

NC The recovery and/or RPD were not calculated.

N Spiked analyte recovery is outside stated control limits.

MATRIX SPIKE SAMPLE EVALUATION REPORT

TOTAL Metals

Client Lot #...: C7K020180 **Matrix.....:** SOLID
Date Sampled...: 10/31/07 **Date Received..:** 11/02/07

PARAMETER	PERCENT RECOVERY	RECOVERY LIMITS	RPD	RPD LIMITS	METHOD	PREPARATION-ANALYSIS DATE	WORK ORDER #
MS Lot-Sample #: C7K020180-009 **Prep Batch #...:** 7325029						**% Moisture.....:** 27	
Mercury	106	(75 - 125)			SW846 7471A	11/21/07	KAET31A0
	104	(75 - 125)	1.8	(0-20)	SW846 7471A	11/21/07	KAET31A1

Dilution Factor: 0.69
Analysis Time..: 08:27 Instrument ID..: HGHYDRA Analyst ID.....: 031043
MS Run #.....: 7325018

NOTE(S):

Calculations are performed before rounding to avoid round-off errors in calculated results.

Results and reporting limits have been adjusted for dry weight.

MATRIX SPIKE SAMPLE DATA REPORT

TOTAL Metals

Client Lot #...: C7K020180 **Matrix.....:** SOLID
Date Sampled...: 10/31/07 **Date Received..:** 11/02/07

PARAMETER	SAMPLE AMOUNT	SPIKE AMT	MEASRD AMOUNT	UNITS	PERCNT RECVRY	RPD	METHOD	PREPARATION-ANALYSIS DATE	WORK ORDER #
MS Lot-Sample #: C7K020180-009 **Prep Batch #...:** 7325029									
								% Moisture.....: 27	
Mercury									
	0.010	0.160	0.179	mg/kg	106		SW846 7471A	11/21/07	KAET31A0
	0.010	0.160	0.176	mg/kg	104	1.8	SW846 7471A	11/21/07	KAET31A1

Dilution Factor: 0.69
Analysis Time..: 08:27 Instrument ID..: HGHYDRA Analyst ID.....: 031043
MS Run #.....: 7325018

NOTE(S):

Calculations are performed before rounding to avoid round-off errors in calculated results.

Results and reporting limits have been adjusted for dry weight.

MATRIX SPIKE SAMPLE DATA REPORT

TOTAL Metals

Client Lot #...: C7K020180 **Matrix.....:** SOLID
Date Sampled...: 10/30/07 **Date Received..:** 10/30/07

PARAMETER	SAMPLE AMOUNT	SPIKE AMT	MEASRD AMOUNT	UNITS	PERCNT RECVRY	RPD	METHOD	PREPARATION-ANALYSIS DATE	WORK ORDER #
MS Lot-Sample #: C7J310153-008 **Prep Batch #...:** 7325032									
								% Moisture.....: 40	
Mercury									
	0.029	0.153	0.178	mg/kg	97		SW846 7471A	11/21/07	J970X1A8
	0.029	0.153	0.178	mg/kg	97	0.0	SW846 7471A	11/21/07	J970X1A9

Dilution Factor: 0.55
Analysis Time..: 09:19 Instrument ID..: HGHYDRA Analyst ID.....: 031043
MS Run #.....: 7325020

NOTE(S):

Calculations are performed before rounding to avoid round-off errors in calculated results.

Results and reporting limits have been adjusted for dry weight.

Test America Pittsburgh

- 9 -

SERIAL DILUTION SAMPLE SUMMARY

Client: TETRA TECH **SDG No.:** C7K020180

Sample ID: KAEVN **Serial Dilution ID:** FMC-20L **Client ID:** FMC-20L

Batch Number: 7320542 **Prep Date:** 11/16/2007 **Matrix:** SOIL

Initial Wt/Vol: 1.00 **Final Vol:** 100.0

% Solids: 27.3 **Instrument:** ICPMS

Analyte	Init Dil	Initial Result mg/Kg	C	Init Date/Time	SD Dil	Serial Result mg/Kg	C	SD Date/Time	% Diff	Qual	SD Limits
Antimony	1	0.32625	J	11/24/2007 7:49:42	5	0.27462	J	11/24/20077:54:00	15.8		10.00 %
Arsenic	1	10.45039		11/24/2007 7:49:42	5	10.90443		11/24/20077:54:00	4.3		10.00 %
Beryllium	1	1.93775		11/24/2007 7:49:42	5	1.97181		11/24/20077:54:00	1.8		10.00 %
Cadmium	1	3.82278		11/24/2007 7:49:42	5	3.80996		11/24/20077:54:00	0.3		10.00 %
Chromium	1	118.34490		11/24/2007 7:49:42	5	116.44090		11/24/20077:54:00	1.6		10.00 %
Copper	1	215.34240		11/24/2007 7:49:42	5	210.91180		11/24/20077:54:00	2.1		10.00 %
Lead	1	110.50900		11/24/2007 7:49:42	5	104.74190		11/24/20077:54:00	5.2		10.00 %
Nickel	1	39.91212		11/24/2007 7:49:42	5	38.50239		11/24/20077:54:00	3.5		10.00 %
Selenium	1	3.10912		11/24/2007 7:49:42	5	2.34346	J	11/24/20077:54:00	24.6		10.00 %
Silver	1	0.81362		11/24/2007 7:49:42	5	0.78176	J	11/24/20077:54:00	3.9		10.00 %
Thallium	1	0.29367	J	11/24/2007 7:49:42	5	0.25632	J	11/24/20077:54:00	12.7	E	10.00 %
Zinc	1	307.76280		11/24/2007 7:49:42	5	350.97030		11/24/20077:54:00	14.0	E	10.00 %

Test America Pittsburgh

- 9 -

SERIAL DILUTION SAMPLE SUMMARY

Client: TETRA TECH **SDG No.:** C7K020180

Sample ID: KAEM3 **Serial Dilution ID:** FMC-24 DUPL **Client ID:** FMC-24 DUPL

Batch Number: ~~7311060~~ 7320530 **Prep Date:** 11/7/2007 **Matrix:** SOIL

Initial Wt/Vol: 1.00 **Final Vol:** 100.0

% Solids: 21.0 **Instrument:** ICPMS

Analyte	Init Dil	Initial Result mg/Kg	C	Init Date/Time	SD Dil	Serial Result mg/Kg	C	SD Date/Time	% Diff	Qual	SD Limits
Antimony	1	0.44000	J	11/24/2007 6:12:42	5	0.36905	J	11/24/20076:16:57	16.1		10.00 %
Arsenic	1	11.65238		11/24/2007 6:12:42	5	12.31190		11/24/20076:16:57	5.7		10.00 %
Beryllium	1	1.90286		11/24/2007 6:12:42	5	1.82619	J	11/24/20076:16:57	4.0		10.00 %
Cadmium	1	4.60095		11/24/2007 6:12:42	5	4.86905		11/24/20076:16:57	5.8		10.00 %
Chromium	1	117.52380		11/24/2007 6:12:42	5	115.97620		11/24/20076:16:57	1.3		10.00 %
Copper	1	271.09530		11/24/2007 6:12:42	5	265.47620		11/24/20076:16:57	2.1		10.00 %
Lead	1	111.85720		11/24/2007 6:12:42	5	102.47620		11/24/20076:16:57	8.4		10.00 %
Nickel	1	39.33334		11/24/2007 6:12:42	5	38.69048		11/24/20076:16:57	1.6		10.00 %
Selenium	1	2.72191		11/24/2007 6:12:42	5	2.08333	J	11/24/20076:16:57	23.5		10.00 %
Silver	1	0.70857		11/24/2007 6:12:42	5	0.70952	J	11/24/20076:16:57	0.1		10.00 %
Thallium	1	0.33143	J	11/24/2007 6:12:42	5	0.34524	J	11/24/20076:16:57	4.2		10.00 %
Zinc	1	358.61910		11/24/2007 6:12:42	5	400.23810		11/24/20076:16:57	11.6	E	10.00 %

Test America Pittsburgh
- 10 -
METHOD DETECTION LIMITS

Client: TETRA TECH

SDG No.: C7K020180

	Analyte	Mass	MDL ug/L	CRQL ug/L
ICPMS		**MDL Date:**	3/24/2007	
	Antimony	121	0.060	2
	Arsenic	75	0.17	1
	Beryllium	9	0.054	1
	Cadmium	111	0.091	1
	Chromium	52	0.08	2
	Copper	65	0.09	2
	Lead	208	0.034	1
	Nickel	60	0.1	1
	Selenium	82	0.47	5
	Silver	107	0.02	1
	Thallium	205	0.014	1
	Zinc	66	0.12	5

TestAmerica Pittsburgh

Metals Data Reporting Form

Instrument Detection Limits

Instrument: CVAA **Units:** ppb

Element	Wavelength	Reporting Limit	MDL	Date of MDL
Mercury	253.700	0.2	0.043	3/15/2007

Test America Pittsburgh

- 12 -

LINEAR RANGES

Client: TETRA TECH **SDG No.:** C7K020180

Contract: **Lab Code:** STL Pitt **Case No.:** **SAS No.:**

Instrument ID: ICPMS **Date:** 4/1/2007

Analyte	LDR ug/L
Antimony	12500
Arsenic	4500
Beryllium	7500
Cadmium	12500
Chromium	12500
Copper	12500
Lead	12500
Nickel	12500
Selenium	4500
Silver	2500
Thallium	12500
Zinc	12500

TestAmerica Pittsburgh

Metals Data Reporting Form

Linear Dynamic Ranges

Instrument: CVAA **Units:** ppb

Element	Wavelength /Mass	Linear Range	Date of Linear Range
Mercury	253.70	10	3/15/2007

Test America Pittsburgh

14 - IN

ICP-MS Tune

Lab Name: Test America Pittsburgh Contract:

Lab Code: STL Pitt Case No.: NRAS No.: SDG NO.: C7K020180

ICP-MS Instrument ID: ICPMS Date: 11/24/2007

Element - Mass	Avg. Measured Mass (amu)	Avg. Peak Width at 5% Peak Height (amu)	%RSD
Be_9	8.96218	0.75000	2.1680
Mg_24	24.015041	0.81000	3.3710
Mg_25	25.03583	0.81000	4.4890
Mg_26	26.01259	0.83000	3.1050
Co_59	58.983189	0.85000	0.5340
In_113	112.874404	0.82000	1.0040
In_115	114.89387	0.84000	0.4170
Ce_140	139.895441	0.84000	0.3270
Pb_206	205.984457	0.78000	0.5550
Pb_207	206.985876	0.80000	0.6030
Pb_208	207.986639	0.78000	0.6630

Comments:

TestAmerica Pittsburgh *Metals Preparation Log*

Batch No. 7320530

v1.0.5 - Last Revised 12/30/2005

Method 6020 Soil	**Matrix** Solid	**Start Time** -16:10	**SDG** -
Analyst -Stacey Green	**Date** -11/16/2007	**Lot Numbers**	
MS STLPA-MS-C, STLPA-MS-ICPMS		C7K020180	
Lab Lot # -met 5328-07, 5327-07			
Analyst Sign: Stacey Green			

Sample ID	Initial Wt/Vol g/mL	Final Vol mL	Comments
KAEM3	1.00g	100mL	SG 11/16/07
KAEM3 S			+1.0mL MS-ICPMS+C
KAEM3 D			+1.0mL MS-ICPMS+C
KAER0			
KAERC			
KAERF			
KAERJ			
KAERM			
KAERT			
KAET3			
KAET7			
KAETX			
KAEVC			
KAEVF			SG 11/16/07
KCGPG B	1.00g chips		
KCGPG C			+1.0mL MS-ICPMS+C
			SG 11/16/07

SAMPLE CODING: B-Blank C-Check L-Check Duplicate S-Matrix Spike D-Matrix Spike Duplicate X-Sample Duplicate

NOTE: Samples marked with an asterisk (*) required filtration after digestion and prior to analysis
Samples marked with a plus sign (+) required additional Conc.HNO3 in digestion process, brown fumes were observed

Reagents:
10 ml conc. optima HCl, E09429, Mallinckrodt
5 ml Conc HNO3, 6901E09797, JT Baker
10 ml 1:1 optima HNO3, Met 6172-07, Stds. Log
10 ml 30% H2O2, 5240C42H15, Mallinckrodt

Minimum digestion times have been met (analyst initials): SG

Hot Plate/Block Temp	Correction Factor
#4 95°C	-0.8°C

Digestate(s)	Date	Time	(Received)	Analyst	Location	Date	Time	(Relinquished)	Analyst	Location
All Above	11/16/07	19:00		SG	PR	11/16/07	19:05		SG	C7
All Above	11-24-07	1525	WR	MET103	C7	11-24-07	1820	WR	MET103	C7

	Lot Number	Manufacturer	Pipet #: J0450H
Initial Digestion Vessel:	A706LP019	Environmental Express	**Balance #:** C94817
Final Digestion Vessel:	070821	Corning	Printed on: 16-Nov-07 7:09:36 PM
Filter Paper:	H11191514	Whatman	

Reviewed By: [signature] **Date:** 11/16/07

MET-90-7320530 (5001-5227)

C7K020180

5219

TestAmerica Pittsburgh *Metals Preparation Log*

Batch No. 7320542

v1.0.5 - Last Revised 12/30/2005

Method 6020 Soil	**Matrix** Solid	**Start Time** -17:15	**SDG** -
Analyst -Stacey Green	**Date** -11/16/2007	**Lot Numbers** C7K020180	
MS STLPA-MS-C, STLPA-MS-ICPMS			
Lab Lot # -met 5328-07, 5327-07			
Analyst Sign: Stacey Green			

Sample ID	Initial Wt/Vol g/mL	Final Vol mL	Comments
* KAEV0	1.00g	100 mL	
KAEV3			
KAEV9			
KAEVN			SG 11/16/07
KAEVN S			+ 1.0 mL MS-ICPMS +C
KAEVN D			+ 1.0 mL MS-ICPMS +C
KAEW1			
KAEW5			
KAEW9			
KAEWD			
KAEWN			
KAEWQ			
KAEWX			
KAEXG			SG 11/16/07
KCGQV B	1.00g chips		
KCGQV C			+ 1.0 mL MS-ICPMS +C
			SG 11/16/07

SAMPLE CODING: B-Blank C-Check L-Check Duplicate S-Matrix Spike D-Matrix Spike Duplicate X-Sample Duplicate

NOTE: Samples marked with an asterisk (*) required filtration after digestion and prior to analysis
Samples marked with a plus sign (+) required additional Conc.HNO3 in digestion process, brown fumes were observed

Reagents:
10 ml conc. optima HCl, E09429, Mallinckrodt
5 ml Conc HNO3, 6901E09797, JT Baker
10 ml 1:1 optima HNO3, Met 6172-07, Stds. Log
10 ml 30% H2O2, 5240C42H15, Mallinckrodt

Minimum digestion times have been met (analyst initials): SG

Hot Plate/Block Temp	Correction Factor
#3 95°	-0.4°C

Digestate(s)	Date	Time	(Received)	Analyst	Location	Date	Time	(Relinquished)	Analyst	Location
All Above	11/16/07	19:00		SG	PR	11/16/07	19:05		SG	C7
All Above	11-24-07	1525		WTR	MET103 C7	11-24-07	1820	WTR	MET103	C7

	Lot Number	Manufacturer	
Initial Digestion Vessel:	A706LP019	Environmental Express	**Pipet #:** J0450H
Final Digestion Vessel:	070821	Corning	**Balance #:** C94817
Filter Paper:	H11191514	Whatman	Printed on: 16-Nov-07 7:08:32 PM

Reviewed By: [signature] **Date:** 11/16/07 **MET-90-7320542**

TestAmerica Pit irgh

Mercury Digestion Log v2 8/11/06

Method(s) 7471A

Logbook ID: MT2343

Digestion Start Time: 05:50 | Digestion End Time: 06:05 | Filter Paper Manufacturer / Lot#: M11915148 | Balance ID: C94817

	Sample ID	Date Received	Prep Date	Prepared by	Wt/ Volume	Sample Type	Run Date	Comments
1.	STD0	N/A	11-21-07	WAH	100ml	WATER	11-21-07	N/A
2.	STD1	↓	↓	↓	↓	↓	↓	MET6439-07
3.	STD2							6440-07
4.	STD3							6441-07
5.	STD4							6442-07
6.	STD5							6443-07
7.	ICV							↓ 6444-07
8.	ICB							N/A
9.	CRA/RLV							MET6445-07
10.	CCV							↓ 6446-07
11.	CCB				↓			N/A
12. *	KCADKB				1.20g DIH2O			↓
13.	KCPDKC	↓			100ml	↓		MET6447-07
14.	KAEM3	11-2-07			1.20g	SOIL		N/A
15.	KAERC							
16.	KAERF							
17.	KAERJ							
18.	KAERM							
19.	KAERT							
20.	KAERO				↓			
21.	KAETX				0.86g			
22.	KAET3				↓ 0.86g			↓
23.	KAET35			WAH 11-21-07	~~0.92g~~ 0.86g			1ml MET6437-07
24.	KAET3D				~~1.20g~~			↓
25.	KAET7	↓	↓	↓	↓ 0.92g	↓	↓	N/A

Reagents	Volume (mL)	Reference Number	
HNO3	2.0ml	MALLINCHRODT	E23038
H2SO4	5.0ml	↓	E18028
KMNO4	5.0ml	MET6351-07	
K2S2O4	8.0ml	6324-07	
NaCL NH2OH Additional volumes indicated per sample as necessary	6.0ml	6329-07	
Stannous Chloride	N/A	6116-07	

Autoclave pressure: 15PSI

Autoclave Temperature: 120°C

Waterbath temperature:

Thermometer ID:

Extract(s) (record line # from above)	Date	Time	Extract(s) Received	Analyst	Location	Date	Time	Extract(s) Relinquished	Analyst	Location
			WAH 11-21-07							

printed on: 16-Nov-07 10:58:11 AM

*-Sample required filtration step after digestion

(5001-5227)

5221

C7K020180

TestAmerica Pi urgh

Mercury Digestion Log v2 8/11/06

Method(s) 7471A

Logbook ID: MT2343

Digestion Start Time: 05:50 | Digestion End Time: 06:05 | Filter Paper Manufacturer / Lot#: H11915148 | Balance ID: C94817

	Sample ID	Date Received	Prep Date	Prepared by	Wt/ Volume	Sample Type	Run Date	Comments
1.	* KAEVC	11-2-07	11-21-07	WAH	1.20g	Soil	11-21-07	N/A
2.	KAEVF							
3.	KAEVN							
4.	KAEWO				0.80g			
5.	KAEV3							
6.	KAEV9				0.86g			
7.	* KAEWD				0.92g			
8.	KAEWH				1.20g			
9.	KAEWQ							
10.	KAEWX				1.20g			
11.	KCPDRB	N/A			1.20g DIL 20	WATER		
12.	KCPDRC				100ml			MET6448-07
13.	KAEW1	11-2-07			1.20g	Soil		N/A
14.	KAEW5							
15.	KAEW9							
16.	KAEXG							
17.	J97WV	10-31-07						
18.	J97XQ							
19.	J97XR							
20.	J97XT							
21.	J970K							
22.	J970M							
23.	J970T							
24.	J970X				1.09g			
25.	J970X5							1ml MET6437-07

Reagents	Volume (mL)	Reference Number	
HNO3	2.0ml	MALLINCKRODT	E23038
H2SO4	5.0ml		E18028
KMNO4	5.0ml	MET 6351-07	
K2S2O4	8.0ml		6354-07
NaCL NH2OH Additional volumes indicated per sample as necessary	6.0ml		6324-07
Stannous Chloride	N/A		6116-07

Autoclave pressure: 15 PSI

Autoclave Temperature: 120°C

Waterbath temperature:

Thermometer ID:

Extract(s) (record line # from above)	Date	Time	Extract(s) Received	Analyst	Location	Date	Time	Extract(s) Relinquished	Analyst	Location
			WAH 11-21-07							

printed on: 16-Nov-07 10:58:11 AM

*-Sample required filtration step after digestion

(5001-5227)

5222

C7K020180

TestAmerica Pi. ırgh

Mercury Digestion Log v2 8/11/06

Method(s) 7471A

Logbook ID: MT2343

Digestion Start Time: 05:50	Digestion End Time: 06:05	Filter Paper Manufacturer / Lot#: H119151 4B	Balance ID: C94817

	Sample ID	Date Received	Prep Date	Prepared by	Wt/ Volume	Sample Type	Run Date	Comments
1.	* J970XD	10-31-07	11-21-07	WAH	1.20g	SOIL	11-21-07	1 ml MET 6437-07
2.	J9700							N/A
3.	J9701							
4.	J9704							
5.	J9706							
6.	J9709							
7.	J971D				0.92g			
8.	* KCPDXB	N/A			0.6g DIH2O	WATER		
9.	KCPDXC				100ml			MET 6449-07
10.	KAE6J	11-2-07			0.6g	SOIL		N/A
11.	KAE6X							
12.	* KAE61							
13.	KAE615							1 ml MET 6437-07
14.	KAE61D							
15.	KAE64							N/A
16.	KAE69							
17.	KAE7A							
18.	KAE7D							
19.	KAE7F							
20.	KAE7H							
21.								
22.								
23.				WAH 11-21-07				
24.								
25.								

Reagents	Volume (mL)	Reference Number	
HNO3	2.0ml	MALLINCKRODT	E23038
H2SO4	5.0ml		E18028
KMNO4	5.0ml	MET 6351-07	
K2S2O4	8.0ml	6394-07	
NaCL NH2OH Additional volumes indicated per sample as necessary	6.0ml	6324-07	
Stannous Chloride	N/A	6116-07	

Autoclave pressure: 15PSI

Autoclave Temperature: 120°C

Waterbath temperature: ——

Thermometer ID: ——

Extract(s) (record line # from above)	Date	Time	Extract(s) Received	Analyst	Location	Date	Time	Extract(s) Relinquished	Analyst	Location
				WAH 11-21-07						

printed on: 16-Nov-07 10:58:11 AM

*-Sample required filtration step after digestion

(5001-5227)
5223
C7K020180

Sample List

11-26-07

No	Label	Type	Weight	Rack	Row	Col	Height
1	PERFORMANCE REPORT	Instrument Setup	1.000	1	1	1	155
2	STD1	Blank	1.000	0	1	1	155
3	STD2X MET6087-07	Fully Quant Standard	1.000	0	1	2	155
4	STD3X MET6088-07	Fully Quant Standard	1.000	0	1	3	155
5	ICV1 MET6089-07	QC Sample	1.000	0	1	5	155
6	ICB1	QC Sample	1.000	0	1	1	155
7	CRI MET6090-07	QC Sample	1.000	0	1	6	155
8	ICSA MET6091-07	QC Sample	1.000	0	1	7	155
9	ICSAB MET6092-07	QC Sample	1.000	0	1	8	155
10	CCV1-1 MET6093-07	QC Sample	1.000	0	1	4	155
11	CCB1	QC Sample	1.000	0	1	1	155
12	KCCX0B	Unknown	1.000	1	1	2	155
13	KCCX0C	Unknown	1.000	1	1	3	155
14	KANKL	Unknown	1.000	1	1	4	155
15	KANKLP5	Unknown	1.000	1	1	5	155
16	KANKLS	Unknown	1.000	1	1	6	155
17	KANKLD	Unknown	1.000	1	1	7	155
18	KANK3	Unknown	1.000	1	1	8	155
19	KCJJ9B	Unknown	1.000	1	1	9	155
20	KCJJ9C	Unknown	1.000	1	1	10	155
21	KCE02	Unknown	1.000	1	1	11	155
22	CCV1-2	QC Sample	1.000	0	1	4	155
23	CCB2	QC Sample	1.000	0	1	1	155
24	KCE02P5	Unknown	1.000	1	1	12	155
25	KCE02S	Unknown	1.000	1	2	1	155
26	KCE02D	Unknown	1.000	1	2	2	155
27	KCGPGB	Unknown	1.000	1	2	3	155
28	KCGPGC	Unknown	1.000	1	2	4	155
29	KAEM3	Unknown	1.000	1	2	5	155
30	KAEM3P5	Unknown	1.000	1	2	6	155
31	KAEM3S	Unknown	1.000	1	2	7	155
32	KAEM3D	Unknown	1.000	1	2	8	155
33	KAERC	Unknown	1.000	1	2	9	155
34	CCV1-3	QC Sample	1.000	0	1	4	155
35	CCB3	QC Sample	1.000	0	1	1	155
36	KAERF	Unknown	1.000	1	2	10	155
37	KAERJ	Unknown	1.000	1	2	11	155
38	KAERM	Unknown	1.000	1	2	12	155
39	KAERT	Unknown	1.000	1	3	1	155
40	KAER0	Unknown	1.000	1	3	2	155
41	KAETX	Unknown	1.000	1	3	3	155
42	KAET3	Unknown	1.000	1	3	4	155
43	KAET7	Unknown	1.000	1	3	5	155
44	KAEVC	Unknown	1.000	1	3	6	155
45	KAEVF	Unknown	1.000	1	3	7	155
46	CCV1-4	QC Sample	1.000	0	1	4	155
47	CCB4	QC Sample	1.000	0	1	1	155
48	KCGQVB	Unknown	1.000	1	3	8	155
49	KCGQVC	Unknown	1.000	1	3	9	155
50	KAEVN	Unknown	1.000	1	3	10	155
51	KAEVNP5	Unknown	1.000	1	3	11	155
52	KAEVNS	Unknown	1.000	1	3	12	155
53	KAEVND	Unknown	1.000	1	4	1	155
54	KAEV0	Unknown	1.000	1	4	2	155
55	KAEV3	Unknown	1.000	1	4	3	155
56	KAEV9	Unknown	1.000	1	4	4	155
57	KAEWD	Unknown	1.000	1	4	5	155
58	CCV1-5	QC Sample	1.000	0	1	4	155
59	CCB5	QC Sample	1.000	0	1	1	155
60	KAEWN	Unknown	1.000	1	4	6	155
61	KAEWQ	Unknown	1.000	1	4	7	155
62	KAEWX	Unknown	1.000	1	4	8	155
63	KAEW1	Unknown	1.000	1	4	9	155
64	KAEW5	Unknown	1.000	1	4	10	155
65	KAEW9	Unknown	1.000	1	4	11	155
66	KAEXG	Unknown	1.000	1	4	12	155
67	KAQQ5BF	Unknown	1.000	1	5	1	155

68	KAQQ5CF	Unknown	1.000	1	5	2	155
69	J94J5F	Unknown	1.000	1	5	3	155
70	CCV1-6	QC Sample	1.000	0	1	4	155
71	CCB6	QC Sample	1.000	0	1	1	155
72	J97Q4F	Unknown	1.000	1	5	4	155
73	J97Q4P5F	Unknown	1.000	1	5	5	155
74	J97Q4SF	Unknown	1.000	1	5	6	155
75	J97Q4DF	Unknown	1.000	1	5	7	155
76	J97Q7F	Unknown	1.000	1	5	8	155
77	J97Q9F	Unknown	1.000	1	5	9	155
78	J97RAF	Unknown	1.000	1	5	10	155
79	J97RCF	Unknown	1.000	1	5	11	155
80	J9869F	Unknown	1.000	1	5	12	155
81	J987EF	Unknown	1.000	2	1	1	155
82	CCV1-7	QC Sample	1.000	0	1	4	155
83	CCB7	QC Sample	1.000	0	1	1	155
84	J987FF	Unknown	1.000	2	1	2	155
85	J987LF	Unknown	1.000	2	1	3	155
86	J987NF	Unknown	1.000	2	1	4	155
87	J987QF	Unknown	1.000	2	1	5	155
88	J987RF	Unknown	1.000	2	1	6	155
89	CCV1-8	QC Sample	1.000	0	1	4	155
90	CCB8	QC Sample	1.000	0	1	1	155

Martin State Airport, MD

CR, Hexavalent

Lab Name:	TESTAMERICA PITTSBURGH	**Method:**	SW846 7196A
Client Name:	Tetra Tech NUS, Inc	**Report ID:**	C7K020180
Matrix:	SOLID	**Date/Time Received:**	11/7/2007 9:30:00AM

Client Sample ID	Sample Number	Workorder	Result	Units	Reporting Limit	Prep Date-Analysis Date/Time	QC Batch	RPD / Limit (%)
INTRA-LAB QC	011 DUP	KANF41CH	ND	mg/kg	0.52	11/9/2007 - 11/13/2007 13:30	7317191	0 / 20
INTRA-LAB QC	011 DUP	KANF41CM	ND	mg/kg	0.53	11/9/2007 - 11/13/2007 15:50	7317305	0 / 20
BLK - C7K090000044B	044 MB	KAVR21AA	ND	mg/kg	0.40	11/7/2007 - 11/9/2007 09:40	7313044	
BLK - C7K130000191B	191 MB	KA40M1AA	ND	mg/kg	0.40	11/9/2007 - 11/13/2007 13:14	7317191	
BLK - C7K130000305B	305 MB	KA5P61AA	ND	mg/kg	0.40	11/9/2007 - 11/13/2007 15:34	7317305	
FMC-21 DUP	014 DUP	KAEV01A1	ND	mg/kg	0.55	11/7/2007 - 11/9/2007 10:02	7313044	0 / 20

Martin State Airport, MD

CR, Hexavalent

Lab Name:	TESTAMERICA PITTSBURGH	**Method:**	SW846 7196A
Client Name:	Tetra Tech NUS, Inc	**Lot Number:**	C7K090000
Matrix:	SOLID	**Date/Time Received:**	11/2/2007 9:45:00AM

Client Sample ID	QC Sample Type	Workorder	Recovery (%)	Control Limits (%)	Prep Date - Analysis Date/Time	QC Batch	RPD / Limit (%)
CHECK SAMPLE	LCS	KAVR21AC	94	80 - 120	11/7/2007 - 11/9/2007 09:38	7313044	
CHECK SAMPLE	LCS	KAVR21AD	99	80 - 120	11/7/2007 - 11/9/2007 09:39	7313044	
CHECK SAMPLE	LCS	KA40M1AC	93	80 - 120	11/9/2007 - 11/13/2007 13:12	7317191	
CHECK SAMPLE	LCS	KA40M1AD	112	80 - 120	11/9/2007 - 11/13/2007 13:13	7317191	
CHECK SAMPLE	LCS	KA5P61AC	93	80 - 120	11/9/2007 - 11/13/2007 15:32	7317305	
CHECK SAMPLE	LCS	KA5P61AD	100	80 - 120	11/9/2007 - 11/13/2007 15:33	7317305	
LAB MS/MSD	MS	KANF41CG	42 N	75 - 125	11/9/2007 - 11/13/2007 13:27	7317191	Samples not included in SDG
LAB MS/MSD	MS	KANF41CL	34 N	75 - 125	11/9/2007 - 11/13/2007 15:47	7317305	
LAB MS/MSD	MS	KANF41CP	111	75 - 125	11/9/2007 - 11/13/2007 15:49	7317305	
LAB MS/MSD	MS	KANF41CK	117	75 - 125	11/9/2007 - 11/13/2007 13:29	7317191	
LAB MS/MSD	MS	KANF41CN	92	75 - 125	11/9/2007 - 11/13/2007 15:48	7317305	
LAB MS/MSD	MS	KANF41CJ	89	75 - 125	11/9/2007 - 11/13/2007 13:28	7317191	
FMC-21	MS	KAEV01A3	112	75 - 125	11/7/2007 - 11/9/2007 09:59	7313044	
FMC-21	MS	KAEV01A0	79	75 - 125	11/7/2007 - 11/9/2007 09:57	7313044	
FMC-21	MS	KAEV01A2	101	75 - 125	11/7/2007 - 11/9/2007 09:58	7313044	

Martin State Airport, MD

Perchlorate

Lab Name:	TESTAMERICA KNOXVILLE	**Method:**	EPA-DW1 314.0
Client Name:	Tetra Tech NUS, Inc	**Report ID:**	C7K020180
Matrix:	SOLID	**Date/Time Received:**	11/2/2007 9:45:00AM

Client Sample ID	Sample Number	Workorder	Result	Units	Reporting Limit	Prep Date-Analysis Date/Time	QC Batch	RPD / Limit (%)
BLK - H7K130000074B	074 MB	KA5VM1AA	ND	ug/kg	40.0	11/12/2007 - 11/12/2007 14:14	7317074	
BLK - H7K140000090B	090 MB	KA7L51AA	ND	ug/kg	40.0	11/13/2007 - 11/13/2007 12:18	7318090	

Martin State Airport, MD

Percent Solids

Lab Name:	TESTAMERICA PITTSBURGH	**Method:**	MCAWW 160.3 MOD
Client Name:	Tetra Tech NUS, Inc	**Report ID:**	C7K020180
Matrix:	SOLID	**Date/Time Received:**	11/2/2007 9:45:00AM

Client Sample ID	Sample Number	Workorder	Result	Units	Reporting Limit	Prep Date-Analysis Date/Time	QC Batch	RPD / Limit (%)
FMC-7 DUP	021 DUP	KAEW11A0	23.9	%	1.0	11/8/2007 - 11/9/2007 06:09	7312107	7.9 / 20
FMC-24 DUP	001 DUP	KAEM31A0	20.9	%	1.0	11/7/2007 - 11/8/2007 00:00	7311060	0.36 / 20

Martin State Airport, MD

Perchlorate

Lab Name:	TESTAMERICA KNOXVILLE	**Method:**	EPA-DW1 314.0
Client Name:	Tetra Tech NUS, Inc	**Lot Number:**	C7K020180
Matrix:	SOLID	**Date/Time Received:**	11/2/2007 9:45:00AM

Client Sample ID	QC Sample Type	Workorder	Recovery (%)	Control Limits (%)	Prep Date - Analysis Date/Time	QC Batch	RPD / Limit (%)
FMC-26	MS	KAEXG1A0	80	80 - 120	11/13/200 - 11/13/2007 18:52	7318090	1.8 / 15
FMC-24	MSD	KAEM31A4	92	80 - 120	11/12/200 - 11/12/2007 21:12	7317074	3.6 / 15
FMC-26	MSD	KAEXG1A1	82	80 - 120	11/13/200 - 11/13/2007 19:16	7318090	1.8 / 15
CHECK SAMPLE	LCS	KA5VM1AC	92	85 - 115	11/12/200 - 11/12/2007 14:38	7317074	
CHECK SAMPLE	LCS	KA7L51AC	97	85 - 115	11/13/200 - 11/13/2007 12:43	7318090	
FMC-24	MS	KAEM31A3	95	80 - 120	11/12/200 - 11/12/2007 20:47	7317074	3.6 / 15

KAEM3D 11/24/2007 6:25:31 PM

User Pre-dilution: 1.000

Run	Time	9Be	60Ni	65Cu	66Zn	75As	82Se	107Ag	111Cd
		ppb	ppb	ppb	ppb	ppb	ppb	ppb	ppb
x		45.450	541.500	802.200	1175.000	55.480	13.400	49.970	53.960

Run	Time	121Sb	205Tl	208Pb
		ppb	ppb	ppb
x		270.300	47.600	263.800

KAERC 11/24/2007 6:29:48 PM

User Pre-dilution: 1.000

Run	Time	9Be	60Ni	65Cu	66Zn	75As	82Se	107Ag	111Cd
		ppb	ppb	ppb	ppb	ppb	ppb	ppb	ppb
x		4.414	89.540	616.100	801.100	26.010	6.541	1.606	10.130

Run	Time	121Sb	205Tl	208Pb
		ppb	ppb	ppb
x		1.054	0.769	258.700

CCV1-3 11/24/2007 6:37:40 PM QC Status: PASS (Initial: PASS)

User Pre-dilution: 1.000

Run	Time	9Be	60Ni	65Cu	66Zn	75As	82Se	107Ag	111Cd
		ppb	ppb	ppb	ppb	ppb	ppb	ppb	ppb
x		95.891%	97.539%	97.823%	108.098%	98.444%	96.577%	101.759%	102.537%

Run	Time	121Sb	205Tl	208Pb
		ppb	ppb	ppb
x		100.305%	98.685%	99.061%

CCB3 11/24/2007 6:41:55 PM QC Status: PASS (Initial: PASS)

User Pre-dilution: 1.000

Run	Time	9Be	60Ni	65Cu	66Zn	75As	82Se	107Ag	111Cd
		ppb	ppb	ppb	ppb	ppb	ppb	ppb	ppb
x		0.014	0.000	0.050	3.401	-0.033	0.129	0.008	0.000

Run	Time	121Sb	205Tl	208Pb
		ppb	ppb	ppb
x		0.361	0.042	-0.019

KAERF 11/24/2007 6:46:11 PM SAMPLE FMC-1D

User Pre-dilution: 1.000

Run	Time	9Be	60Ni	65Cu	66Zn	75As	82Se	107Ag	111Cd
		ppb	ppb	ppb	ppb	ppb	ppb	ppb	ppb
x		5.942	118.800	672.500	912.000	31.760	8.129	2.383	11.040

Run	Time	121Sb	205Tl	208Pb
		ppb	ppb	ppb
x		1.204	0.728	360.900

KAERJ 11/24/2007 6:50:30 PM

User Pre-dilution: 1.000

Run	Time	9Be	60Ni	65Cu	66Zn	75As	82Se	107Ag	111Cd
		ppb	ppb	ppb	ppb	ppb	ppb	ppb	ppb
x		4.570	88.630	577.800	796.700	25.930	6.590	1.584	9.331

Run	Time	121Sb	205Tl	208Pb
		ppb	ppb	ppb
x		0.683	0.545	245.900

total Silver reported result 0.75 mg/kg

$$(2.383)\left(\frac{100}{1}\right)\left(\frac{1}{.316}\right)\left(\frac{1}{1000}\right) = 0.754$$

William a Hoyle
11-21-07

TEST2 Folder: G71121A Page 6146
07:56:36 21 Nov 2007 Protocol: hgppb

Line	Conc.	Units	SD/RSD	1	2	3	4	5

*** Sample ID: ICV6-1 Seq: 8 07:56:36 21 Nov 07 HG

Hg 2.51 ppb 12799 MET6444-07

*** Sample ID: ICB1 Seq: 9 07:58:15 21 Nov 07 HG

Hg .013 ppb 8

*** Sample ID: CRA/RLV Seq: 10 08:00:00 21 Nov 07 HG

Hg .205 ppb 993 MET6445-07

*** Sample ID: CCV6-1 Seq: 11 08:01:36 21 Nov 07 HG

Hg 5.05 ppb 25794 MET6446-07

*** Sample ID: CCB1 Seq: 12 08:03:22 21 Nov 07 HG

Hg .016 ppb 22

*** Sample ID: KCPDKB Seq: 13 08:05:11 21 Nov 07 HG

Hg .019 ppb 40

*** Sample ID: KCPDKC Seq: 14 08:06:51 21 Nov 07 HG

Hg 2.57 ppb 13105 MET6447-07

*** Sample ID: KAEM3 Seq: 15 08:08:33 21 Nov 07 HG

Hg 1.63 ppb 8269

*** Sample ID: KAERC Seq: 16 08:10:12 21 Nov 07 HG

Hg 1.30 ppb 6581

*** Sample ID: KAERF Seq: 17 08:12:13 21 Nov 07 HG

Hg 1.40 ppb 7114

*** Sample ID: KAERJ Seq: 18 08:14:01 21 Nov 07 HG

Hg 1.36 ppb 6893

Sample FMC-1D Hg reported result 0.37 mg/kg

$$\left(1.40\right)\left(\frac{100\text{ml}}{1.20\text{g}}\right)\left(\frac{1}{0.316}\right)\left(\frac{1}{1000}\right) = 0.369 \text{ mg/kg}$$

Tetra Tech NUS **INTERNAL CORRESPONDENCE**

TO: **M. MARTIN** **DATE:** **MARCH 3, 2008**

FROM: **EDWARD SEDLMYER** **COPIES:** **DV FILE**

SUBJECT: **ORGANIC DATA VALIDATION- VOC / SVOC / PCB / ORGANO-TIN**
MARTIN STATE AIRPORT
SDG C7K020180

SAMPLES: 24/Soilid

FMC-10	FMC-11	FMC-12	FMC-13
FMC-14	FMC-15	FMC-16	FMC-17
FMC-18	FMC-19	FMC-20	FMC-21
FMC-22	FMC-23	FMC-24	FMC-25
FMC-26	FMC-3	FMC-4	FMC-5
FMC-6	FMC-7	FMC-8	FMC-9

2/Aqueous

Trip Blank#3 Trip Blank#4

Overview

The sample set for Martin State Ariport, SDG C7K020180 consists of two (2) trip blanks and twenty-four (24) solid samples. All samples were analyzed for target compound list (TCL) volatile organic compounds (VOC), semivolatile organic compounds (SVOC), polychlorinated biphenyls (PCBs), and organo tin compounds (dibutyltin, monobutyltin, tetra-n-butyltin, and tributyltin).

The samples were collected by Tetra Tech NUS on October 30 and 31, 2007 and analyzed by Test America Corporation. All analyses were conducted in accordance with SW-846 Method 8260B, 8270C, and 8082 analytical and reporting protocols.

The data contained in this SDG were validated with regard to the following parameters: data completeness, holding times, initial/continuing calibrations, laboratory method blank results, surrogate spike recoveries, blank spike results, matrix spike / matrix spike duplicate results, chromatographic resolution, compound identification, compound quantitation, and detection limits. Areas of concern are listed below.

Major

- The matrix spike / matrix spike duplicate (MS/MSD) performed on sample FMC-15 had recoveries less than 10 percent for hexachlorocyclopentadiene. In addition, the relative percent difference (RPD) for hexachlorocyclopentadiene exceeded the quality control limit. The nondetected hexachlorocyclopentadiene result for sample FMC-15 has been rejected (UR).

Minor

- The following contaminants were detected in the trip or method blanks at the maximum concentration indicated below:

Compound	Concentration	Action Level
Acetone[1]	16 ug/L	160 ug/kg
Methylene chloride[2]	0.92 ug/L	9.2 ug/L
Toluene[1]	0.37 ug/L	3.7 ug/kg
Diethylphthalate[3]	3.3 ug/kg	33 ug/kg

[1] – Maximum contamination present in the trip blanks.
[2] – Maximum contamination present in the aqueous method blank.
[3] – Maximum contamination present in the soil method blank.

An action level of 10X the maximum contaminant concentration was established to evaluate laboratory contamination for acetone. Dilution factors, percent solids, and sample aliquots were taken into consideration during the application of all action levels. The acetone detections for samples FMC-11, FMC-25, FMC-26, FMC-7, and FMC-8 were qualified (B) as a result of blank contamination. The diethylphthalate detections for samples FMC-15, FMC-16, FMC-21, FMC-22, and FMC-24 were qualified (B) as a result of blank contamination. No action was taken on the field QC samples.

- Methylene chloride was not detected in the soil method blank. However, methylene chloride is considered a common laboratory contaminant. The methylene chloride results for samples FMC-25, FMC-26, FMC-7, FMC-8, and FMC-9 have been qualified as estimated (J).

- A SVOA initial calibration verification %RSD exceeded the 30% (and was >50%) quality control limit for hexachlorocyclopentadiene on instrument "722", on 11/23/07. The nondetected hexachlorocyclopentadiene results for samples FMC-7, FMC-8, FMC-25, and FMC-26 have been qualified as estimated (UJ).

- The laboratory control sample (LCS) associated with the aqueous samples had a percent recovery greater than the quality control limit for acetone. The positive acetone results for the Trip Blank#3 and Trip Blank#4 have been qualified as estimated (J).

- The VOC continuing calibration performed on 11/10/07 @ 12:26 exceeded the 25% difference (but and was <50%) quality control limit for acetone. Positive results for acetone were qualified as estimated (J) for samples Trip Blank#3 and Trip Blank#4.

- The percent solids were less than 30% for the following samples analyzed for the organotin fraction: FMC-10, FMC-11, FMC-13, FMC-18, FMC-19, FMC-20, FMC-24, FMC-25, FMC-5, FMC-7, and FMC-9. The positive and nondetected results for the aforementioned samples have been qualified as estimated (J) and (UJ), respectively.

- The percent solids were less than 30% for the following samples analyzed for the VOC, SVOC, and PCB fractions: FMC-11, FMC-14, FMC-20, FMC-24, FMC-25, FMC-5, FMC-7, FMC-8, and FMC-9. The positive and nondetected results for the aforementioned samples have been qualified as estimated (J) and (UJ), respectively.

Notes

The VOC continuing calibration performed on 11/10/07 @ 12:26 exceeded the 25% difference (but was <50%) quality control limit for 2-butanone. No action was taken on this basis because 2-butanone was not

detected in any associated samples.

The MS/MSD performed on sample FMC-15 had a percent recovery less than the quality control limit for hexachloroethane in the MSD. No action was taken on this basis because the MS had an acceptable recovery.

The MS/MSD performed on sample FMC-25 had a percent recovery less than the quality control limit for tetra-n-butyltin in the MSD. No action was taken on this basis because the MS had an acceptable recovery.

A SVOA initial calibration verification %RSD exceeded the 30% (but was <50%) quality control limit for 2,4-dinitrophenol on instrument "722", on 11/23/07. No action was taken on this basis.

The SVOC continuing calibration performed on instrument "722" on 11/28/07 @ 09:25 exceeded the 25% difference (but was <50%) quality control limit for hexachlorocyclopentadiene, 2,4-dinitrophenol, 4-nitroaniline, and 4,6-dinitro-2-methylphenol. No action was taken on this basis because aforementioned compounds were not detected in any associated samples.

The SVOC continuing calibration performed on instrument "71" on 11/23/07 @ 12:28 exceeded the 25% difference (but was <50%) quality control limit for hexachlorocyclopentadiene and 2,4-dinitrophenol. No action was taken on this basis because hexachlorocyclopentadiene and 2,4-dinitrophenol were not detected in the associated sample.

The SVOC continuing calibration performed on instrument "71" on 11/27/07 @ 12:38 exceeded the 25% difference (but was <50%) quality control limit for 2,4-dinitrophenol. No action was taken on this basis because 2,4-dinitrophenol was not detected in any associated samples.

Executive Summary

Laboratory Performance: Blank contamination in the VOC and SVOC fractions resulted in qualification of the data for several samples. Initial and continuing calibration %RSD or %D noncompliances in the VOC and SVOC fractions resulted in qualification of the data for several samples. Methylene chloride is a common laboratory contaminant and was qualified in several samples. A VOC LCS noncompliance for acetone resulted in qualification of two samples.

Other Factors Affecting Data Quality: A MS/MSD recovery noncompliance for one compound resulted in qualification of one SVOC compound in one sample. Percent solids less than 30% resulted in the qualification of data for several samples.

The data for these analyses were reviewed with reference to Region III modifications to U.S. EPA National Functional Guidelines for Organic Data Validation (Sept. 1994). The text of this report has been formulated to address only those problem areas affecting data quality.

Edward Sedlmyer

Tetra Tech NUS
Edward Sedlmyer
Chemist/Data Validator

Tetra Tech NUS
Joseph A. Samchuck
Quality Assurance Officer

Attachments:
Appendix A – Qualified Analytical Results
Appendix B – Results as Reported by the Laboratory
Appendix C – Support Documentation

Appendix A

Qualified Analytical Results

Data Validation Qualifier Codes:

A = Lab Blank Contamination
B = Field Blank Contamination
C = Calibration Noncompliance (e.g. % RSDs, %Ds, ICVs, CCVs, RRFs, etc.)
C01 = GC/MS Tuning Noncompliance
D = MS/MSD Recovery Noncompliance
E = LCS/LCSD Recovery Noncompliance
F = Lab Duplicate Imprecision
G = Field Duplicate Imprecision
H = Holding Time Exceedance
I = ICP Serial Dilution Noncompliance
J = GFAA PDS - GFAA MSA's $r < 0.995$ / ICP PDS Recovery Noncompliance
K = ICP Interference - includes ICS % R Noncompliance
L = Instrument Calibration Range Exceedance
M = Sample Preservation Noncompliance
N = Internal Standard Noncompliance
N01 = Internal Standard Recovery Noncompliance Dioxins
N02 = Recovery Standard Noncompliance Dioxins
N03 = Clean-up Standard Noncompliance Dioxins
O = Poor Instrument Performance (e.g. base-line drifting)
P = Uncertainty near detection limit (< 2 x IDL for inorganics and <CRQL for organics)
Q = Other problems (can encompass a number of issues; e.g. chromatography,interferences, etc.)
R = Surrogates Recovery Noncompliance
S = Pesticide/PCB Resolution
T = % Breakdown Noncompliance for DDT and Endrin
U = % Difference between columns/detectors >25% for positive results determined via GC/HPLC
V = Non-linear calibrations; correlation coefficient $r < 0.995$
W = EMPC result
X = Signal to noise response drop
Y = Percent solids <30%
Z = Uncertainty at 2 sigma deviation is greater than sample activity

PROJ_NO: 00998

SDG: C7K020180 MEDIA: WATER DATA FRACTION: OV

nsample	Trip_Blank#3
samp_date	10/31/2007
lab_id	C7K020180025
qc_type	NM
units	UG/L
Pct_Solids	
DUP_OF:	

Parameter	Result	Val Qual	Qual Code
1,1,1-TRICHLOROETHANE	1	U	
1,1,2,2-TETRACHLOROETHANE	1	U	
1,1,2-TRICHLOROETHANE	1	U	
1,1,2-TRICHLOROTRIFLUOROETHANE	1	U	
1,1-DICHLOROETHANE	1	U	
1,1-DICHLOROETHENE	1	U	
1,2,4-TRICHLOROBENZENE	1	U	
1,2-DIBROMO-3-CHLOROPROPANE	1	U	
1,2-DIBROMOETHANE	1	U	
1,2-DICHLOROBENZENE	1	U	
1,2-DICHLOROETHANE	1	U	
1,2-DICHLOROPROPANE	1	U	
1,3-DICHLOROBENZENE	1	U	
1,4-DICHLOROBENZENE	1	U	
2-BUTANONE	5	U	
2-HEXANONE	5	U	
4-METHYL-2-PENTANONE	5	U	
ACETONE	16	J	CE
BENZENE	1	U	
BROMODICHLOROMETHANE	1	U	
BROMOFORM	1	U	
BROMOMETHANE	1	U	
CARBON DISULFIDE	1	U	
CARBON TETRACHLORIDE	1	U	
CHLOROBENZENE	1	U	
CHLORODIBROMOMETHANE	1	U	
CHLOROETHANE	1	U	
CHLOROFORM	1	U	
CHLOROMETHANE	1	U	
CIS-1,2-DICHLOROETHENE	1	U	
CIS-1,3-DICHLOROPROPENE	1	U	
CYCLOHEXANE	1	U	

nsample	Trip_Blank#3
samp_date	10/31/2007
lab_id	C7K020180025
qc_type	NM
units	UG/L
Pct_Solids	
DUP_OF:	

Parameter	Result	Val Qual	Qual Code
DICHLORODIFLUOROMETHANE	1	U	
ETHYLBENZENE	1	U	
ISOPROPYLBENZENE	1	U	
METHYL ACETATE	1	U	
METHYL CYCLOHEXANE	1	U	
METHYL TERT-BUTYL ETHER	1	U	
METHYLENE CHLORIDE	0.92	J	P
STYRENE	1	U	
TETRACHLOROETHENE	1	U	
TOLUENE	0.37	J	P
TOTAL XYLENES	3	U	
TRANS-1,2-DICHLOROETHENE	1	U	
TRANS-1,3-DICHLOROPROPENE	1	U	
TRICHLOROETHENE	1	U	
TRICHLOROFLUOROMETHANE	1	U	
VINYL CHLORIDE	1	U	

nsample	Trip_Blank#4
samp_date	10/31/2007
lab_id	C7K020180026
qc_type	NM
units	UG/L
Pct_Solids	
DUP_OF:	

Parameter	Result	Val Qual	Qual Code
1,1,1-TRICHLOROETHANE	1	U	
1,1,2,2-TETRACHLOROETHANE	1	U	
1,1,2-TRICHLOROETHANE	1	U	
1,1,2-TRICHLOROTRIFLUOROETHANE	1	U	
1,1-DICHLOROETHANE	1	U	
1,1-DICHLOROETHENE	1	U	
1,2,4-TRICHLOROBENZENE	1	U	
1,2-DIBROMO-3-CHLOROPROPANE	1	U	
1,2-DIBROMOETHANE	1	U	
1,2-DICHLOROBENZENE	1	U	
1,2-DICHLOROETHANE	1	U	
1,2-DICHLOROPROPANE	1	U	
1,3-DICHLOROBENZENE	1	U	
1,4-DICHLOROBENZENE	1	U	
2-BUTANONE	5	U	
2-HEXANONE	5	U	
4-METHYL-2-PENTANONE	5	U	
ACETONE	3.4	J	CEP
BENZENE	1	U	
BROMODICHLOROMETHANE	1	U	
BROMOFORM	1	U	
BROMOMETHANE	1	U	
CARBON DISULFIDE	1	U	
CARBON TETRACHLORIDE	1	U	
CHLOROBENZENE	1	U	
CHLORODIBROMOMETHANE	1	U	
CHLOROETHANE	1	U	
CHLOROFORM	1	U	
CHLOROMETHANE	1	U	
CIS-1,2-DICHLOROETHENE	1	U	
CIS-1,3-DICHLOROPROPENE	1	U	
CYCLOHEXANE	1	U	

PROJ_NO: 00998

SDG: C7K020180 MEDIA: WATER DATA FRACTION: OV

nsample	Trip_Blank#4
samp_date	10/31/2007
lab_id	C7K020180026
qc_type	NM
units	UG/L
Pct_Solids	
DUP_OF:	

Parameter	Result	Val Qual	Qual Code
DICHLORODIFLUOROMETHANE	1	U	
ETHYLBENZENE	1	U	
ISOPROPYLBENZENE	1	U	
METHYL ACETATE	1	U	
METHYL CYCLOHEXANE	1	U	
METHYL TERT-BUTYL ETHER	1	U	
METHYLENE CHLORIDE	0.34	J	P
STYRENE	1	U	
TETRACHLOROETHENE	1	U	
TOLUENE	1	U	
TOTAL XYLENES	3	U	
TRANS-1,2-DICHLOROETHENE	1	U	
TRANS-1,3-DICHLOROPROPENE	1	U	
TRICHLOROETHENE	1	U	
TRICHLOROFLUOROMETHANE	1	U	
VINYL CHLORIDE	1	U	

PROJ_NO: 00998

SDG: C7K020180 MEDIA: SOIL DATA FRACTION: OV

nsample	FMC-10
samp_date	10/30/2007
lab_id	C7K020180003
qc_type	NM
units	UG/KG
Pct_Solids	32.0
DUP_OF:	

Parameter	Result	Val Qual	Qual Code
1,1,1-TRICHLOROETHANE	16	U	
1,1,2,2-TETRACHLOROETHANE	16	U	
1,1,2-TRICHLOROETHANE	16	U	
1,1,2-TRICHLOROTRIFLUOROETHANE	16	U	
1,1-DICHLOROETHANE	16	U	
1,1-DICHLOROETHENE	16	U	
1,2,4-TRICHLOROBENZENE	16	U	
1,2-DIBROMO-3-CHLOROPROPANE	16	U	
1,2-DIBROMOETHANE	16	U	
1,2-DICHLOROBENZENE	16	U	
1,2-DICHLOROETHANE	16	U	
1,2-DICHLOROPROPANE	16	U	
1,3-DICHLOROBENZENE	16	U	
1,4-DICHLOROBENZENE	16	U	
2-BUTANONE	16	U	
2-HEXANONE	16	U	
4-METHYL-2-PENTANONE	16	U	
ACETONE	63	U	
BENZENE	16	U	
BROMODICHLOROMETHANE	16	U	
BROMOFORM	16	U	
BROMOMETHANE	16	U	
CARBON DISULFIDE	16	U	
CARBON TETRACHLORIDE	16	U	
CHLOROBENZENE	16	U	
CHLORODIBROMOMETHANE	16	U	
CHLOROETHANE	16	U	
CHLOROFORM	16	U	
CHLOROMETHANE	16	U	
CIS-1,2-DICHLOROETHENE	16	U	
CIS-1,3-DICHLOROPROPENE	16	U	
CYCLOHEXANE	16	U	

nsample	FMC-10
samp_date	10/30/2007
lab_id	C7K020180003
qc_type	NM
units	UG/KG
Pct_Solids	32.0
DUP_OF:	

Parameter	Result	Val Qual	Qual Code
DICHLORODIFLUOROMETHANE	16	U	
ETHYLBENZENE	16	U	
ISOPROPYLBENZENE	16	U	
METHYL ACETATE	16	U	
METHYL CYCLOHEXANE	16	U	
METHYL TERT-BUTYL ETHER	16	U	
METHYLENE CHLORIDE	16	U	
STYRENE	16	U	
TETRACHLOROETHENE	16	U	
TOLUENE	16	U	
TOTAL XYLENES	47	U	
TRANS-1,2-DICHLOROETHENE	16	U	
TRANS-1,3-DICHLOROPROPENE	16	U	
TRICHLOROETHENE	16	U	
TRICHLOROFLUOROMETHANE	16	U	
VINYL CHLORIDE	16	U	

nsample	FMC-11
samp_date	10/30/2007
lab_id	C7K020180004
qc_type	NM
units	UG/KG
Pct_Solids	25.0
DUP_OF:	

Parameter	Result	Val Qual	Qual Code
1,1,1-TRICHLOROETHANE	20	UJ	Y
1,1,2,2-TETRACHLOROETHANE	20	UJ	Y
1,1,2-TRICHLOROETHANE	20	UJ	Y
1,1,2-TRICHLOROTRIFLUOROETHANE	20	UJ	Y
1,1-DICHLOROETHANE	20	UJ	Y
1,1-DICHLOROETHENE	20	UJ	Y
1,2,4-TRICHLOROBENZENE	20	UJ	Y
1,2-DIBROMO-3-CHLOROPROPANE	20	UJ	Y
1,2-DIBROMOETHANE	20	UJ	Y
1,2-DICHLOROBENZENE	20	UJ	Y
1,2-DICHLOROETHANE	20	UJ	Y
1,2-DICHLOROPROPANE	20	UJ	Y
1,3-DICHLOROBENZENE	20	UJ	Y
1,4-DICHLOROBENZENE	20	UJ	Y
2-BUTANONE	20	UJ	Y
2-HEXANONE	20	UJ	Y
4-METHYL-2-PENTANONE	20	UJ	Y
ACETONE	24	B	A
BENZENE	20	UJ	Y
BROMODICHLOROMETHANE	20	UJ	Y
BROMOFORM	20	UJ	Y
BROMOMETHANE	20	UJ	Y
CARBON DISULFIDE	20	UJ	Y
CARBON TETRACHLORIDE	20	UJ	Y
CHLOROBENZENE	20	UJ	Y
CHLORODIBROMOMETHANE	20	UJ	Y
CHLOROETHANE	20	UJ	Y
CHLOROFORM	20	UJ	Y
CHLOROMETHANE	20	UJ	Y
CIS-1,2-DICHLOROETHENE	20	UJ	Y
CIS-1,3-DICHLOROPROPENE	20	UJ	Y
CYCLOHEXANE	20	UJ	Y

PROJ_NO: 00998

SDG: C7K020180 MEDIA: SOIL DATA FRACTION: OV

nsample	FMC-11
samp_date	10/30/2007
lab_id	C7K020180004
qc_type	NM
units	UG/KG
Pct_Solids	25.0
DUP_OF:	

Parameter	Result	Val Qual	Qual Code
DICHLORODIFLUOROMETHANE	20	UJ	Y
ETHYLBENZENE	20	UJ	Y
ISOPROPYLBENZENE	20	UJ	Y
METHYL ACETATE	20	UJ	Y
METHYL CYCLOHEXANE	20	UJ	Y
METHYL TERT-BUTYL ETHER	20	UJ	Y
METHYLENE CHLORIDE	20	UJ	Y
STYRENE	20	UJ	Y
TETRACHLOROETHENE	20	UJ	Y
TOLUENE	20	UJ	Y
TOTAL XYLENES	59	UJ	Y
TRANS-1,2-DICHLOROETHENE	20	UJ	Y
TRANS-1,3-DICHLOROPROPENE	20	UJ	Y
TRICHLOROETHENE	20	UJ	Y
TRICHLOROFLUOROMETHANE	20	UJ	Y
VINYL CHLORIDE	20	UJ	Y

nsample	FMC-12
samp_date	10/30/2007
lab_id	C7K020180005
qc_type	NM
units	UG/KG
Pct_Solids	40.0
DUP_OF:	

Parameter	Result	Val Qual	Qual Code
1,1,1-TRICHLOROETHANE	13	U	
1,1,2,2-TETRACHLOROETHANE	13	U	
1,1,2-TRICHLOROETHANE	13	U	
1,1,2-TRICHLOROTRIFLUOROETHANE	13	U	
1,1-DICHLOROETHANE	13	U	
1,1-DICHLOROETHENE	13	U	
1,2,4-TRICHLOROBENZENE	13	U	
1,2-DIBROMO-3-CHLOROPROPANE	13	U	
1,2-DIBROMOETHANE	13	U	
1,2-DICHLOROBENZENE	13	U	
1,2-DICHLOROETHANE	13	U	
1,2-DICHLOROPROPANE	13	U	
1,3-DICHLOROBENZENE	13	U	
1,4-DICHLOROBENZENE	13	U	
2-BUTANONE	13	U	
2-HEXANONE	13	U	
4-METHYL-2-PENTANONE	13	U	
ACETONE	51	U	
BENZENE	13	U	
BROMODICHLOROMETHANE	13	U	
BROMOFORM	13	U	
BROMOMETHANE	13	U	
CARBON DISULFIDE	13	U	
CARBON TETRACHLORIDE	13	U	
CHLOROBENZENE	13	U	
CHLORODIBROMOMETHANE	13	U	
CHLOROETHANE	13	U	
CHLOROFORM	13	U	
CHLOROMETHANE	13	U	
CIS-1,2-DICHLOROETHENE	13	U	
CIS-1,3-DICHLOROPROPENE	13	U	
CYCLOHEXANE	13	U	

nsample	FMC-12
samp_date	10/30/2007
lab_id	C7K020180005
qc_type	NM
units	UG/KG
Pct_Solids	40.0
DUP_OF:	

Parameter	Result	Val Qual	Qual Code
DICHLORODIFLUOROMETHANE	13	U	
ETHYLBENZENE	13	U	
ISOPROPYLBENZENE	13	U	
METHYL ACETATE	13	U	
METHYL CYCLOHEXANE	13	U	
METHYL TERT-BUTYL ETHER	13	U	
METHYLENE CHLORIDE	31		
STYRENE	13	U	
TETRACHLOROETHENE	13	U	
TOLUENE	13	U	
TOTAL XYLENES	38	U	
TRANS-1,2-DICHLOROETHENE	13	U	
TRANS-1,3-DICHLOROPROPENE	13	U	
TRICHLOROETHENE	13	U	
TRICHLOROFLUOROMETHANE	13	U	
VINYL CHLORIDE	13	U	

PROJ_NO: 00998

SDG: C7K020180 MEDIA: SOIL DATA FRACTION: OV

nsample	FMC-13	nsample	FMC-13	nsample	FMC-14
samp_date	10/30/2007	samp_date	10/30/2007	samp_date	10/30/2007
lab_id	C7K020180006	lab_id	C7K020180006	lab_id	C7K020180007
qc_type	NM	qc_type	NM	qc_type	NM
units	UG/KG	units	UG/KG	units	UG/KG
Pct_Solids	30.0	Pct_Solids	30.0	Pct_Solids	28.0
DUP_OF:		DUP_OF:		DUP_OF:	

Parameter	Result	Val Qual	Qual Code
1,1,1-TRICHLOROETHANE	17	U	
1,1,2,2-TETRACHLOROETHANE	17	U	
1,1,2-TRICHLOROETHANE	17	U	
1,1,2-TRICHLOROTRIFLUOROETHANE	17	U	
1,1-DICHLOROETHANE	17	U	
1,1-DICHLOROETHENE	17	U	
1,2,4-TRICHLOROBENZENE	17	U	
1,2-DIBROMO-3-CHLOROPROPANE	17	U	
1,2-DIBROMOETHANE	17	U	
1,2-DICHLOROBENZENE	17	U	
1,2-DICHLOROETHANE	17	U	
1,2-DICHLOROPROPANE	17	U	
1,3-DICHLOROBENZENE	17	U	
1,4-DICHLOROBENZENE	17	U	
2-BUTANONE	17	U	
2-HEXANONE	17	U	
4-METHYL-2-PENTANONE	17	U	
ACETONE	67	U	
BENZENE	17	U	
BROMODICHLOROMETHANE	17	U	
BROMOFORM	17	U	
BROMOMETHANE	17	U	
CARBON DISULFIDE	17	U	
CARBON TETRACHLORIDE	17	U	
CHLOROBENZENE	17	U	
CHLORODIBROMOMETHANE	17	U	
CHLOROETHANE	17	U	
CHLOROFORM	17	U	
CHLOROMETHANE	17	U	
CIS-1,2-DICHLOROETHENE	17	U	
CIS-1,3-DICHLOROPROPENE	17	U	
CYCLOHEXANE	17	U	

Parameter	Result	Val Qual	Qual Code
DICHLORODIFLUOROMETHANE	17	U	
ETHYLBENZENE	17	U	
ISOPROPYLBENZENE	17	U	
METHYL ACETATE	17	U	
METHYL CYCLOHEXANE	17	U	
METHYL TERT-BUTYL ETHER	17	U	
METHYLENE CHLORIDE	17	U	
STYRENE	17	U	
TETRACHLOROETHENE	17	U	
TOLUENE	17	U	
TOTAL XYLENES	50	U	
TRANS-1,2-DICHLOROETHENE	17	U	
TRANS-1,3-DICHLOROPROPENE	17	U	
TRICHLOROETHENE	17	U	
TRICHLOROFLUOROMETHANE	17	U	
VINYL CHLORIDE	17	U	

Parameter	Result	Val Qual	Qual Code
1,1,1-TRICHLOROETHANE	18	UJ	Y
1,1,2,2-TETRACHLOROETHANE	18	UJ	Y
1,1,2-TRICHLOROETHANE	18	UJ	Y
1,1,2-TRICHLOROTRIFLUOROETHANE	18	UJ	Y
1,1-DICHLOROETHANE	18	UJ	Y
1,1-DICHLOROETHENE	18	UJ	Y
1,2,4-TRICHLOROBENZENE	18	UJ	Y
1,2-DIBROMO-3-CHLOROPROPANE	18	UJ	Y
1,2-DIBROMOETHANE	18	UJ	Y
1,2-DICHLOROBENZENE	18	UJ	Y
1,2-DICHLOROETHANE	18	UJ	Y
1,2-DICHLOROPROPANE	18	UJ	Y
1,3-DICHLOROBENZENE	18	UJ	Y
1,4-DICHLOROBENZENE	18	UJ	Y
2-BUTANONE	18	UJ	Y
2-HEXANONE	18	UJ	Y
4-METHYL-2-PENTANONE	18	UJ	Y
ACETONE	72	UJ	Y
BENZENE	18	UJ	Y
BROMODICHLOROMETHANE	18	UJ	Y
BROMOFORM	18	UJ	Y
BROMOMETHANE	18	UJ	Y
CARBON DISULFIDE	18	UJ	Y
CARBON TETRACHLORIDE	18	UJ	Y
CHLOROBENZENE	18	UJ	Y
CHLORODIBROMOMETHANE	18	UJ	Y
CHLOROETHANE	18	UJ	Y
CHLOROFORM	18	UJ	Y
CHLOROMETHANE	18	UJ	Y
CIS-1,2-DICHLOROETHENE	18	UJ	Y
CIS-1,3-DICHLOROPROPENE	18	UJ	Y
CYCLOHEXANE	18	UJ	Y

PROJ_NO: 00998

SDG: C7K020180 MEDIA: SOIL DATA FRACTION: OV

nsample	FMC-14
samp_date	10/30/2007
lab_id	C7K020180007
qc_type	NM
units	UG/KG
Pct_Solids	28.0
DUP_OF:	

Parameter	Result	Val Qual	Qual Code
DICHLORODIFLUOROMETHANE	18	UJ	Y
ETHYLBENZENE	18	UJ	Y
ISOPROPYLBENZENE	18	UJ	Y
METHYL ACETATE	18	UJ	Y
METHYL CYCLOHEXANE	18	UJ	Y
METHYL TERT-BUTYL ETHER	18	UJ	Y
METHYLENE CHLORIDE	18	UJ	Y
STYRENE	18	UJ	Y
TETRACHLOROETHENE	18	UJ	Y
TOLUENE	18	UJ	Y
TOTAL XYLENES	54	UJ	Y
TRANS-1,2-DICHLOROETHENE	18	UJ	Y
TRANS-1,3-DICHLOROPROPENE	18	UJ	Y
TRICHLOROETHENE	18	UJ	Y
TRICHLOROFLUOROMETHANE	18	UJ	Y
VINYL CHLORIDE	18	UJ	Y

nsample	FMC-15
samp_date	10/31/2007
lab_id	C7K020180008
qc_type	NM
units	UG/KG
Pct_Solids	74.0
DUP_OF:	

Parameter	Result	Val Qual	Qual Code
1,1,1-TRICHLOROETHANE	6.8	U	
1,1,2,2-TETRACHLOROETHANE	6.8	U	
1,1,2-TRICHLOROETHANE	6.8	U	
1,1,2-TRICHLOROTRIFLUOROETHANE	6.8	U	
1,1-DICHLOROETHANE	6.8	U	
1,1-DICHLOROETHENE	6.8	U	
1,2,4-TRICHLOROBENZENE	6.8	U	
1,2-DIBROMO-3-CHLOROPROPANE	6.8	U	
1,2-DIBROMOETHANE	6.8	U	
1,2-DICHLOROBENZENE	6.8	U	
1,2-DICHLOROETHANE	6.8	U	
1,2-DICHLOROPROPANE	6.8	U	
1,3-DICHLOROBENZENE	6.8	U	
1,4-DICHLOROBENZENE	6.8	U	
2-BUTANONE	6.8	U	
2-HEXANONE	6.8	U	
4-METHYL-2-PENTANONE	6.8	U	
ACETONE	27	U	
BENZENE	6.8	U	
BROMODICHLOROMETHANE	6.8	U	
BROMOFORM	6.8	U	
BROMOMETHANE	6.8	U	
CARBON DISULFIDE	6.8	U	
CARBON TETRACHLORIDE	6.8	U	
CHLOROBENZENE	6.8	U	
CHLORODIBROMOMETHANE	6.8	U	
CHLOROETHANE	6.8	U	
CHLOROFORM	6.8	U	
CHLOROMETHANE	6.8	U	
CIS-1,2-DICHLOROETHENE	5.8	J	P
CIS-1,3-DICHLOROPROPENE	6.8	U	
CYCLOHEXANE	6.8	U	

nsample	FMC-15
samp_date	10/31/2007
lab_id	C7K020180008
qc_type	NM
units	UG/KG
Pct_Solids	74.0
DUP_OF:	

Parameter	Result	Val Qual	Qual Code
DICHLORODIFLUOROMETHANE	6.8	U	
ETHYLBENZENE	6.8	U	
ISOPROPYLBENZENE	6.8	U	
METHYL ACETATE	6.8	U	
METHYL CYCLOHEXANE	6.8	U	
METHYL TERT-BUTYL ETHER	6.8	U	
METHYLENE CHLORIDE	6.8	U	
STYRENE	6.8	U	
TETRACHLOROETHENE	6.8	U	
TOLUENE	6.8	U	
TOTAL XYLENES	20	U	
TRANS-1,2-DICHLOROETHENE	6.8	U	
TRANS-1,3-DICHLOROPROPENE	6.8	U	
TRICHLOROETHENE	6.8	U	
TRICHLOROFLUOROMETHANE	6.8	U	
VINYL CHLORIDE	6.8	U	

PROJ_NO: 00998

SDG: C7K020180 MEDIA: SOIL DATA FRACTION: OV

nsample	FMC-16	nsample	FMC-16	nsample	FMC-17
samp_date	10/31/2007	samp_date	10/31/2007	samp_date	10/31/2007
lab_id	C7K020180009	lab_id	C7K020180009	lab_id	C7K020180010
qc_type	NM	qc_type	NM	qc_type	NM
units	UG/KG	units	UG/KG	units	UG/KG
Pct_Solids	73.0	Pct_Solids	73.0	Pct_Solids	68.0
DUP_OF:		DUP_OF:		DUP_OF:	

Parameter	Result	Val Qual	Qual Code
1,1,1-TRICHLOROETHANE	6.9	U	
1,1,2,2-TETRACHLOROETHANE	6.9	U	
1,1,2-TRICHLOROETHANE	6.9	U	
1,1,2-TRICHLOROTRIFLUOROETHANE	6.9	U	
1,1-DICHLOROETHANE	6.9	U	
1,1-DICHLOROETHENE	6.9	U	
1,2,4-TRICHLOROBENZENE	6.9	U	
1,2-DIBROMO-3-CHLOROPROPANE	6.9	U	
1,2-DIBROMOETHANE	6.9	U	
1,2-DICHLOROBENZENE	6.9	U	
1,2-DICHLOROETHANE	6.9	U	
1,2-DICHLOROPROPANE	6.9	U	
1,3-DICHLOROBENZENE	6.9	U	
1,4-DICHLOROBENZENE	6.9	U	
2-BUTANONE	6.9	U	
2-HEXANONE	6.9	U	
4-METHYL-2-PENTANONE	6.9	U	
ACETONE	27	U	
BENZENE	6.9	U	
BROMODICHLOROMETHANE	6.9	U	
BROMOFORM	6.9	U	
BROMOMETHANE	6.9	U	
CARBON DISULFIDE	6.9	U	
CARBON TETRACHLORIDE	6.9	U	
CHLOROBENZENE	6.9	U	
CHLORODIBROMOMETHANE	6.9	U	
CHLOROETHANE	6.9	U	
CHLOROFORM	6.9	U	
CHLOROMETHANE	6.9	U	
CIS-1,2-DICHLOROETHENE	4.3	J	P
CIS-1,3-DICHLOROPROPENE	6.9	U	
CYCLOHEXANE	6.9	U	

Parameter	Result	Val Qual	Qual Code
DICHLORODIFLUOROMETHANE	6.9	U	
ETHYLBENZENE	6.9	U	
ISOPROPYLBENZENE	6.9	U	
METHYL ACETATE	6.9	U	
METHYL CYCLOHEXANE	6.9	U	
METHYL TERT-BUTYL ETHER	6.9	U	
METHYLENE CHLORIDE	6.9	U	
STYRENE	6.9	U	
TETRACHLOROETHENE	6.9	U	
TOLUENE	6.9	U	
TOTAL XYLENES	21	U	
TRANS-1,2-DICHLOROETHENE	6.9	U	
TRANS-1,3-DICHLOROPROPENE	6.9	U	
TRICHLOROETHENE	6.9	U	
TRICHLOROFLUOROMETHANE	6.9	U	
VINYL CHLORIDE	6.9	U	

Parameter	Result	Val Qual	Qual Code
1,1,1-TRICHLOROETHANE	7.4	U	
1,1,2,2-TETRACHLOROETHANE	7.4	U	
1,1,2-TRICHLOROETHANE	7.4	U	
1,1,2-TRICHLOROTRIFLUOROETHANE	7.4	U	
1,1-DICHLOROETHANE	7.4	U	
1,1-DICHLOROETHENE	7.4	U	
1,2,4-TRICHLOROBENZENE	7.4	U	
1,2-DIBROMO-3-CHLOROPROPANE	7.4	U	
1,2-DIBROMOETHANE	7.4	U	
1,2-DICHLOROBENZENE	7.4	U	
1,2-DICHLOROETHANE	7.4	U	
1,2-DICHLOROPROPANE	7.4	U	
1,3-DICHLOROBENZENE	7.4	U	
1,4-DICHLOROBENZENE	7.4	U	
2-BUTANONE	7.4	U	
2-HEXANONE	7.4	U	
4-METHYL-2-PENTANONE	7.4	U	
ACETONE	29	U	
BENZENE	7.4	U	
BROMODICHLOROMETHANE	7.4	U	
BROMOFORM	7.4	U	
BROMOMETHANE	7.4	U	
CARBON DISULFIDE	7.4	U	
CARBON TETRACHLORIDE	7.4	U	
CHLOROBENZENE	7.4	U	
CHLORODIBROMOMETHANE	7.4	U	
CHLOROETHANE	7.4	U	
CHLOROFORM	7.4	U	
CHLOROMETHANE	7.4	U	
CIS-1,2-DICHLOROETHENE	7.4	U	
CIS-1,3-DICHLOROPROPENE	7.4	U	
CYCLOHEXANE	7.4	U	

PROJ_NO: 00998

SDG: C7K020180 MEDIA: SOIL DATA FRACTION: OV

nsample	FMC-17
samp_date	10/31/2007
lab_id	C7K020180010
qc_type	NM
units	UG/KG
Pct_Solids	68.0
DUP_OF:	

Parameter	Result	Val Qual	Qual Code
DICHLORODIFLUOROMETHANE	7.4	U	
ETHYLBENZENE	7.4	U	
ISOPROPYLBENZENE	7.4	U	
METHYL ACETATE	7.4	U	
METHYL CYCLOHEXANE	7.4	U	
METHYL TERT-BUTYL ETHER	7.4	U	
METHYLENE CHLORIDE	7.4	U	
STYRENE	7.4	U	
TETRACHLOROETHENE	7.4	U	
TOLUENE	7.4	U	
TOTAL XYLENES	22	U	
TRANS-1,2-DICHLOROETHENE	7.4	U	
TRANS-1,3-DICHLOROPROPENE	7.4	U	
TRICHLOROETHENE	7.4	U	
TRICHLOROFLUOROMETHANE	7.4	U	
VINYL CHLORIDE	7.4	U	

nsample	FMC-18
samp_date	10/31/2007
lab_id	C7K020180011
qc_type	NM
units	UG/KG
Pct_Solids	30.0
DUP_OF:	

Parameter	Result	Val Qual	Qual Code
1,1,1-TRICHLOROETHANE	17	U	
1,1,2,2-TETRACHLOROETHANE	17	U	
1,1,2-TRICHLOROETHANE	17	U	
1,1,2-TRICHLOROTRIFLUOROETHANE	17	U	
1,1-DICHLOROETHANE	17	U	
1,1-DICHLOROETHENE	17	U	
1,2,4-TRICHLOROBENZENE	17	U	
1,2-DIBROMO-3-CHLOROPROPANE	17	U	
1,2-DIBROMOETHANE	17	U	
1,2-DICHLOROBENZENE	17	U	
1,2-DICHLOROETHANE	17	U	
1,2-DICHLOROPROPANE	17	U	
1,3-DICHLOROBENZENE	17	U	
1,4-DICHLOROBENZENE	17	U	
2-BUTANONE	17	U	
2-HEXANONE	17	U	
4-METHYL-2-PENTANONE	17	U	
ACETONE	67	U	
BENZENE	17	U	
BROMODICHLOROMETHANE	17	U	
BROMOFORM	17	U	
BROMOMETHANE	17	U	
CARBON DISULFIDE	17	U	
CARBON TETRACHLORIDE	17	U	
CHLOROBENZENE	17	U	
CHLORODIBROMOMETHANE	17	U	
CHLOROETHANE	17	U	
CHLOROFORM	17	U	
CHLOROMETHANE	17	U	
CIS-1,2-DICHLOROETHENE	17	U	
CIS-1,3-DICHLOROPROPENE	17	U	
CYCLOHEXANE	17	U	

nsample	FMC-18
samp_date	10/31/2007
lab_id	C7K020180011
qc_type	NM
units	UG/KG
Pct_Solids	30.0
DUP_OF:	

Parameter	Result	Val Qual	Qual Code
DICHLORODIFLUOROMETHANE	17	U	
ETHYLBENZENE	17	U	
ISOPROPYLBENZENE	17	U	
METHYL ACETATE	17	U	
METHYL CYCLOHEXANE	17	U	
METHYL TERT-BUTYL ETHER	17	U	
METHYLENE CHLORIDE	17	U	
STYRENE	17	U	
TETRACHLOROETHENE	17	U	
TOLUENE	17	U	
TOTAL XYLENES	50	U	
TRANS-1,2-DICHLOROETHENE	17	U	
TRANS-1,3-DICHLOROPROPENE	17	U	
TRICHLOROETHENE	17	U	
TRICHLOROFLUOROMETHANE	17	U	
VINYL CHLORIDE	17	U	

PROJ_NO: 00998

SDG: C7K020180 MEDIA: SOIL DATA FRACTION: OV

nsample	FMC-19
samp_date	10/31/2007
lab_id	C7K020180012
qc_type	NM
units	UG/KG
Pct_Solids	32.0
DUP_OF:	

Parameter	Result	Val Qual	Qual Code
1,1,1-TRICHLOROETHANE	16	U	
1,1,2,2-TETRACHLOROETHANE	16	U	
1,1,2-TRICHLOROETHANE	16	U	
1,1,2-TRICHLOROTRIFLUOROETHANE	16	U	
1,1-DICHLOROETHANE	16	U	
1,1-DICHLOROETHENE	16	U	
1,2,4-TRICHLOROBENZENE	16	U	
1,2-DIBROMO-3-CHLOROPROPANE	16	U	
1,2-DIBROMOETHANE	16	U	
1,2-DICHLOROBENZENE	16	U	
1,2-DICHLOROETHANE	16	U	
1,2-DICHLOROPROPANE	16	U	
1,3-DICHLOROBENZENE	16	U	
1,4-DICHLOROBENZENE	16	U	
2-BUTANONE	16	U	
2-HEXANONE	16	U	
4-METHYL-2-PENTANONE	16	U	
ACETONE	63	U	
BENZENE	16	U	
BROMODICHLOROMETHANE	16	U	
BROMOFORM	16	U	
BROMOMETHANE	16	U	
CARBON DISULFIDE	16	U	
CARBON TETRACHLORIDE	16	U	
CHLOROBENZENE	16	U	
CHLORODIBROMOMETHANE	16	U	
CHLOROETHANE	16	U	
CHLOROFORM	16	U	
CHLOROMETHANE	16	U	
CIS-1,2-DICHLOROETHENE	16	U	
CIS-1,3-DICHLOROPROPENE	16	U	
CYCLOHEXANE	16	U	

nsample	FMC-19
samp_date	10/31/2007
lab_id	C7K020180012
qc_type	NM
units	UG/KG
Pct_Solids	32.0
DUP_OF:	

Parameter	Result	Val Qual	Qual Code
DICHLORODIFLUOROMETHANE	16	U	
ETHYLBENZENE	16	U	
ISOPROPYLBENZENE	16	U	
METHYL ACETATE	16	U	
METHYL CYCLOHEXANE	16	U	
METHYL TERT-BUTYL ETHER	16	U	
METHYLENE CHLORIDE	16	U	
STYRENE	16	U	
TETRACHLOROETHENE	16	U	
TOLUENE	16	U	
TOTAL XYLENES	47	U	
TRANS-1,2-DICHLOROETHENE	16	U	
TRANS-1,3-DICHLOROPROPENE	16	U	
TRICHLOROETHENE	16	U	
TRICHLOROFLUOROMETHANE	16	U	
VINYL CHLORIDE	16	U	

nsample	FMC-20
samp_date	10/31/2007
lab_id	C7K020180013
qc_type	NM
units	UG/KG
Pct_Solids	27.0
DUP_OF:	

Parameter	Result	Val Qual	Qual Code
1,1,1-TRICHLOROETHANE	18	UJ	Y
1,1,2,2-TETRACHLOROETHANE	18	UJ	Y
1,1,2-TRICHLOROETHANE	18	UJ	Y
1,1,2-TRICHLOROTRIFLUOROETHANE	18	UJ	Y
1,1-DICHLOROETHANE	18	UJ	Y
1,1-DICHLOROETHENE	18	UJ	Y
1,2,4-TRICHLOROBENZENE	18	UJ	Y
1,2-DIBROMO-3-CHLOROPROPANE	18	UJ	Y
1,2-DIBROMOETHANE	18	UJ	Y
1,2-DICHLOROBENZENE	18	UJ	Y
1,2-DICHLOROETHANE	18	UJ	Y
1,2-DICHLOROPROPANE	18	UJ	Y
1,3-DICHLOROBENZENE	18	UJ	Y
1,4-DICHLOROBENZENE	18	UJ	Y
2-BUTANONE	18	UJ	Y
2-HEXANONE	18	UJ	Y
4-METHYL-2-PENTANONE	18	UJ	Y
ACETONE	73	UJ	Y
BENZENE	18	UJ	Y
BROMODICHLOROMETHANE	18	UJ	Y
BROMOFORM	18	UJ	Y
BROMOMETHANE	18	UJ	Y
CARBON DISULFIDE	18	UJ	Y
CARBON TETRACHLORIDE	18	UJ	Y
CHLOROBENZENE	18	UJ	Y
CHLORODIBROMOMETHANE	18	UJ	Y
CHLOROETHANE	18	UJ	Y
CHLOROFORM	18	UJ	Y
CHLOROMETHANE	18	UJ	Y
CIS-1,2-DICHLOROETHENE	18	UJ	Y
CIS-1,3-DICHLOROPROPENE	18	UJ	Y
CYCLOHEXANE	18	UJ	Y

PROJ_NO: 00998

SDG: C7K020180 MEDIA: SOIL DATA FRACTION: OV

nsample	FMC-20
samp_date	10/31/2007
lab_id	C7K020180013
qc_type	NM
units	UG/KG
Pct_Solids	27.0
DUP_OF:	

Parameter	Result	Val Qual	Qual Code
DICHLORODIFLUOROMETHANE	18	UJ	Y
ETHYLBENZENE	18	UJ	Y
ISOPROPYLBENZENE	18	UJ	Y
METHYL ACETATE	18	UJ	Y
METHYL CYCLOHEXANE	18	UJ	Y
METHYL TERT-BUTYL ETHER	18	UJ	Y
METHYLENE CHLORIDE	18	UJ	Y
STYRENE	18	UJ	Y
TETRACHLOROETHENE	18	UJ	Y
TOLUENE	18	UJ	Y
TOTAL XYLENES	55	UJ	Y
TRANS-1,2-DICHLOROETHENE	18	UJ	Y
TRANS-1,3-DICHLOROPROPENE	18	UJ	Y
TRICHLOROETHENE	18	UJ	Y
TRICHLOROFLUOROMETHANE	18	UJ	Y
VINYL CHLORIDE	18	UJ	Y

nsample	FMC-21
samp_date	10/31/2007
lab_id	C7K020180014
qc_type	NM
units	UG/KG
Pct_Solids	76.0
DUP_OF:	

Parameter	Result	Val Qual	Qual Code
1,1,1-TRICHLOROETHANE	6.6	U	
1,1,2,2-TETRACHLOROETHANE	6.6	U	
1,1,2-TRICHLOROETHANE	6.6	U	
1,1,2-TRICHLOROTRIFLUOROETHANE	6.6	U	
1,1-DICHLOROETHANE	6.6	U	
1,1-DICHLOROETHENE	6.6	U	
1,2,4-TRICHLOROBENZENE	6.6	U	
1,2-DIBROMO-3-CHLOROPROPANE	6.6	U	
1,2-DIBROMOETHANE	6.6	U	
1,2-DICHLOROBENZENE	6.6	U	
1,2-DICHLOROETHANE	6.6	U	
1,2-DICHLOROPROPANE	6.6	U	
1,3-DICHLOROBENZENE	6.6	U	
1,4-DICHLOROBENZENE	6.6	U	
2-BUTANONE	6.6	U	
2-HEXANONE	6.6	U	
4-METHYL-2-PENTANONE	6.6	U	
ACETONE	26	U	
BENZENE	6.6	U	
BROMODICHLOROMETHANE	6.6	U	
BROMOFORM	6.6	U	
BROMOMETHANE	6.6	U	
CARBON DISULFIDE	6.6	U	
CARBON TETRACHLORIDE	6.6	U	
CHLOROBENZENE	6.6	U	
CHLORODIBROMOMETHANE	6.6	U	
CHLOROETHANE	6.6	U	
CHLOROFORM	6.6	U	
CHLOROMETHANE	6.6	U	
CIS-1,2-DICHLOROETHENE	6.6	U	
CIS-1,3-DICHLOROPROPENE	6.6	U	
CYCLOHEXANE	6.6	U	

nsample	FMC-21
samp_date	10/31/2007
lab_id	C7K020180014
qc_type	NM
units	UG/KG
Pct_Solids	76.0
DUP_OF:	

Parameter	Result	Val Qual	Qual Code
DICHLORODIFLUOROMETHANE	6.6	U	
ETHYLBENZENE	6.6	U	
ISOPROPYLBENZENE	6.6	U	
METHYL ACETATE	6.6	U	
METHYL CYCLOHEXANE	6.6	U	
METHYL TERT-BUTYL ETHER	6.6	U	
METHYLENE CHLORIDE	6.6	U	
STYRENE	6.6	U	
TETRACHLOROETHENE	6.6	U	
TOLUENE	6.6	U	
TOTAL XYLENES	20	U	
TRANS-1,2-DICHLOROETHENE	6.6	U	
TRANS-1,3-DICHLOROPROPENE	6.6	U	
TRICHLOROETHENE	6.6	U	
TRICHLOROFLUOROMETHANE	6.6	U	
VINYL CHLORIDE	6.6	U	

PROJ_NO: 00998

SDG: C7K020180 MEDIA: SOIL DATA FRACTION: OV

nsample	FMC-22	nsample	FMC-22	nsample	FMC-23
samp_date	10/31/2007	samp_date	10/31/2007	samp_date	10/31/2007
lab_id	C7K020180015	lab_id	C7K020180015	lab_id	C7K020180016
qc_type	NM	qc_type	NM	qc_type	NM
units	UG/KG	units	UG/KG	units	UG/KG
Pct_Solids	75.0	Pct_Solids	75.0	Pct_Solids	71.0
DUP_OF:		DUP_OF:		DUP_OF:	

Parameter	Result	Val Qual	Qual Code
1,1,1-TRICHLOROETHANE	6.6	U	
1,1,2,2-TETRACHLOROETHANE	6.6	U	
1,1,2-TRICHLOROETHANE	6.6	U	
1,1,2-TRICHLOROTRIFLUOROETHANE	6.6	U	
1,1-DICHLOROETHANE	6.6	U	
1,1-DICHLOROETHENE	6.6	U	
1,2,4-TRICHLOROBENZENE	6.6	U	
1,2-DIBROMO-3-CHLOROPROPANE	6.6	U	
1,2-DIBROMOETHANE	6.6	U	
1,2-DICHLOROBENZENE	6.6	U	
1,2-DICHLOROETHANE	6.6	U	
1,2-DICHLOROPROPANE	6.6	U	
1,3-DICHLOROBENZENE	6.6	U	
1,4-DICHLOROBENZENE	6.6	U	
2-BUTANONE	6.6	U	
2-HEXANONE	6.6	U	
4-METHYL-2-PENTANONE	6.6	U	
ACETONE	27	U	
BENZENE	6.6	U	
BROMODICHLOROMETHANE	6.6	U	
BROMOFORM	6.6	U	
BROMOMETHANE	6.6	U	
CARBON DISULFIDE	6.6	U	
CARBON TETRACHLORIDE	6.6	U	
CHLOROBENZENE	6.6	U	
CHLORODIBROMOMETHANE	6.6	U	
CHLOROETHANE	6.6	U	
CHLOROFORM	6.6	U	
CHLOROMETHANE	6.6	U	
CIS-1,2-DICHLOROETHENE	6.6	U	
CIS-1,3-DICHLOROPROPENE	6.6	U	
CYCLOHEXANE	6.6	U	

Parameter	Result	Val Qual	Qual Code
DICHLORODIFLUOROMETHANE	6.6	U	
ETHYLBENZENE	6.6	U	
ISOPROPYLBENZENE	6.6	U	
METHYL ACETATE	6.6	U	
METHYL CYCLOHEXANE	6.6	U	
METHYL TERT-BUTYL ETHER	6.6	U	
METHYLENE CHLORIDE	6.6	U	
STYRENE	6.6	U	
TETRACHLOROETHENE	6.6	U	
TOLUENE	6.6	U	
TOTAL XYLENES	20	U	
TRANS-1,2-DICHLOROETHENE	6.6	U	
TRANS-1,3-DICHLOROPROPENE	6.6	U	
TRICHLOROETHENE	6.6	U	
TRICHLOROFLUOROMETHANE	6.6	U	
VINYL CHLORIDE	6.6	U	

Parameter	Result	Val Qual	Qual Code
1,1,1-TRICHLOROETHANE	7.1	U	
1,1,2,2-TETRACHLOROETHANE	7.1	U	
1,1,2-TRICHLOROETHANE	7.1	U	
1,1,2-TRICHLOROTRIFLUOROETHANE	7.1	U	
1,1-DICHLOROETHANE	7.1	U	
1,1-DICHLOROETHENE	7.1	U	
1,2,4-TRICHLOROBENZENE	7.1	U	
1,2-DIBROMO-3-CHLOROPROPANE	7.1	U	
1,2-DIBROMOETHANE	7.1	U	
1,2-DICHLOROBENZENE	7.1	U	
1,2-DICHLOROETHANE	7.1	U	
1,2-DICHLOROPROPANE	7.1	U	
1,3-DICHLOROBENZENE	7.1	U	
1,4-DICHLOROBENZENE	7.1	U	
2-BUTANONE	7.1	U	
2-HEXANONE	7.1	U	
4-METHYL-2-PENTANONE	7.1	U	
ACETONE	28	U	
BENZENE	7.1	U	
BROMODICHLOROMETHANE	7.1	U	
BROMOFORM	7.1	U	
BROMOMETHANE	7.1	U	
CARBON DISULFIDE	7.1	U	
CARBON TETRACHLORIDE	7.1	U	
CHLOROBENZENE	7.1	U	
CHLORODIBROMOMETHANE	7.1	U	
CHLOROETHANE	7.1	U	
CHLOROFORM	7.1	U	
CHLOROMETHANE	7.1	U	
CIS-1,2-DICHLOROETHENE	7.1	U	
CIS-1,3-DICHLOROPROPENE	7.1	U	
CYCLOHEXANE	7.1	U	

PROJ_NO: 00998

SDG: C7K020180 MEDIA: SOIL DATA FRACTION: OV

nsample	FMC-23
samp_date	10/31/2007
lab_id	C7K020180016
qc_type	NM
units	UG/KG
Pct_Solids	71.0
DUP_OF:	

Parameter	Result	Val Qual	Qual Code
DICHLORODIFLUOROMETHANE	7.1	U	
ETHYLBENZENE	7.1	U	
ISOPROPYLBENZENE	7.1	U	
METHYL ACETATE	7.1	U	
METHYL CYCLOHEXANE	7.1	U	
METHYL TERT-BUTYL ETHER	7.1	U	
METHYLENE CHLORIDE	7.1	U	
STYRENE	7.1	U	
TETRACHLOROETHENE	7.1	U	
TOLUENE	7.1	U	
TOTAL XYLENES	21	U	
TRANS-1,2-DICHLOROETHENE	7.1	U	
TRANS-1,3-DICHLOROPROPENE	7.1	U	
TRICHLOROETHENE	7.1	U	
TRICHLOROFLUOROMETHANE	7.1	U	
VINYL CHLORIDE	7.1	U	

nsample	FMC-24
samp_date	10/30/2007
lab_id	C7K020180001
qc_type	NM
units	UG/KG
Pct_Solids	21.0
DUP_OF:	

Parameter	Result	Val Qual	Qual Code
1,1,1-TRICHLOROETHANE	24	UJ	Y
1,1,2,2-TETRACHLOROETHANE	24	UJ	Y
1,1,2-TRICHLOROETHANE	24	UJ	Y
1,1,2-TRICHLOROTRIFLUOROETHANE	24	UJ	Y
1,1-DICHLOROETHANE	24	UJ	Y
1,1-DICHLOROETHENE	24	UJ	Y
1,2,4-TRICHLOROBENZENE	24	UJ	Y
1,2-DIBROMO-3-CHLOROPROPANE	24	UJ	Y
1,2-DIBROMOETHANE	24	UJ	Y
1,2-DICHLOROBENZENE	24	UJ	Y
1,2-DICHLOROETHANE	24	UJ	Y
1,2-DICHLOROPROPANE	24	UJ	Y
1,3-DICHLOROBENZENE	24	UJ	Y
1,4-DICHLOROBENZENE	24	UJ	Y
2-BUTANONE	24	UJ	Y
2-HEXANONE	24	UJ	Y
4-METHYL-2-PENTANONE	24	UJ	Y
ACETONE	95	UJ	Y
BENZENE	24	UJ	Y
BROMODICHLOROMETHANE	24	UJ	Y
BROMOFORM	24	UJ	Y
BROMOMETHANE	24	UJ	Y
CARBON DISULFIDE	24	UJ	Y
CARBON TETRACHLORIDE	24	UJ	Y
CHLOROBENZENE	24	UJ	Y
CHLORODIBROMOMETHANE	24	UJ	Y
CHLOROETHANE	24	UJ	Y
CHLOROFORM	24	UJ	Y
CHLOROMETHANE	24	UJ	Y
CIS-1,2-DICHLOROETHENE	24	UJ	Y
CIS-1,3-DICHLOROPROPENE	24	UJ	Y
CYCLOHEXANE	24	UJ	Y

nsample	FMC-24
samp_date	10/30/2007
lab_id	C7K020180001
qc_type	NM
units	UG/KG
Pct_Solids	21.0
DUP_OF:	

Parameter	Result	Val Qual	Qual Code
DICHLORODIFLUOROMETHANE	24	UJ	Y
ETHYLBENZENE	24	UJ	Y
ISOPROPYLBENZENE	24	UJ	Y
METHYL ACETATE	24	UJ	Y
METHYL CYCLOHEXANE	24	UJ	Y
METHYL TERT-BUTYL ETHER	24	UJ	Y
METHYLENE CHLORIDE	24	UJ	Y
STYRENE	24	UJ	Y
TETRACHLOROETHENE	24	UJ	Y
TOLUENE	24	UJ	Y
TOTAL XYLENES	71	UJ	Y
TRANS-1,2-DICHLOROETHENE	24	UJ	Y
TRANS-1,3-DICHLOROPROPENE	24	UJ	Y
TRICHLOROETHENE	24	UJ	Y
TRICHLOROFLUOROMETHANE	24	UJ	Y
VINYL CHLORIDE	24	UJ	Y

PROJ_NO: 00998

SDG: C7K020180 MEDIA: SOIL DATA FRACTION: OV

nsample	FMC-25	nsample	FMC-25	nsample	FMC-26
samp_date	10/31/2007	samp_date	10/31/2007	samp_date	10/31/2007
lab_id	C7K020180023	lab_id	C7K020180023	lab_id	C7K020180024
qc_type	NM	qc_type	NM	qc_type	NM
units	UG/KG	units	UG/KG	units	UG/KG
Pct_Solids	26.0	Pct_Solids	26.0	Pct_Solids	30.0
DUP_OF:		DUP_OF:		DUP_OF:	

Parameter	Result	Val Qual	Qual Code
1,1,1-TRICHLOROETHANE	19	UJ	Y
1,1,2,2-TETRACHLOROETHANE	19	UJ	Y
1,1,2-TRICHLOROETHANE	19	UJ	Y
1,1,2-TRICHLOROTRIFLUOROETHANE	19	UJ	Y
1,1-DICHLOROETHANE	19	UJ	Y
1,1-DICHLOROETHENE	19	UJ	Y
1,2,4-TRICHLOROBENZENE	19	UJ	Y
1,2-DIBROMO-3-CHLOROPROPANE	19	UJ	Y
1,2-DIBROMOETHANE	19	UJ	Y
1,2-DICHLOROBENZENE	19	UJ	Y
1,2-DICHLOROETHANE	19	UJ	Y
1,2-DICHLOROPROPANE	19	UJ	Y
1,3-DICHLOROBENZENE	19	UJ	Y
1,4-DICHLOROBENZENE	19	UJ	Y
2-BUTANONE	19	UJ	Y
2-HEXANONE	19	UJ	Y
4-METHYL-2-PENTANONE	19	UJ	Y
ACETONE	40	B	A
BENZENE	19	UJ	Y
BROMODICHLOROMETHANE	19	UJ	Y
BROMOFORM	19	UJ	Y
BROMOMETHANE	19	UJ	Y
CARBON DISULFIDE	19	UJ	Y
CARBON TETRACHLORIDE	19	UJ	Y
CHLOROBENZENE	19	UJ	Y
CHLORODIBROMOMETHANE	19	UJ	Y
CHLOROETHANE	19	UJ	Y
CHLOROFORM	19	UJ	Y
CHLOROMETHANE	19	UJ	Y
CIS-1,2-DICHLOROETHENE	19	UJ	Y
CIS-1,3-DICHLOROPROPENE	19	UJ	Y
CYCLOHEXANE	19	UJ	Y

Parameter	Result	Val Qual	Qual Code
DICHLORODIFLUOROMETHANE	19	UJ	Y
ETHYLBENZENE	19	UJ	Y
ISOPROPYLBENZENE	19	UJ	Y
METHYL ACETATE	19	UJ	Y
METHYL CYCLOHEXANE	19	UJ	Y
METHYL TERT-BUTYL ETHER	19	UJ	Y
METHYLENE CHLORIDE	13	J	APY
STYRENE	19	UJ	Y
TETRACHLOROETHENE	19	UJ	Y
TOLUENE	19	UJ	Y
TOTAL XYLENES	58	UJ	Y
TRANS-1,2-DICHLOROETHENE	19	UJ	Y
TRANS-1,3-DICHLOROPROPENE	19	UJ	Y
TRICHLOROETHENE	19	UJ	Y
TRICHLOROFLUOROMETHANE	19	UJ	Y
VINYL CHLORIDE	19	UJ	Y

Parameter	Result	Val Qual	Qual Code
1,1,1-TRICHLOROETHANE	17	U	
1,1,2,2-TETRACHLOROETHANE	17	U	
1,1,2-TRICHLOROETHANE	17	U	
1,1,2-TRICHLOROTRIFLUOROETHANE	17	U	
1,1-DICHLOROETHANE	17	U	
1,1-DICHLOROETHENE	17	U	
1,2,4-TRICHLOROBENZENE	17	U	
1,2-DIBROMO-3-CHLOROPROPANE	17	U	
1,2-DIBROMOETHANE	17	U	
1,2-DICHLOROBENZENE	17	U	
1,2-DICHLOROETHANE	17	U	
1,2-DICHLOROPROPANE	17	U	
1,3-DICHLOROBENZENE	17	U	
1,4-DICHLOROBENZENE	17	U	
2-BUTANONE	17	U	
2-HEXANONE	17	U	
4-METHYL-2-PENTANONE	17	U	
ACETONE	29	B	A
BENZENE	17	U	
BROMODICHLOROMETHANE	17	U	
BROMOFORM	17	U	
BROMOMETHANE	17	U	
CARBON DISULFIDE	17	U	
CARBON TETRACHLORIDE	17	U	
CHLOROBENZENE	17	U	
CHLORODIBROMOMETHANE	17	U	
CHLOROETHANE	17	U	
CHLOROFORM	17	U	
CHLOROMETHANE	17	U	
CIS-1,2-DICHLOROETHENE	17	U	
CIS-1,3-DICHLOROPROPENE	17	U	
CYCLOHEXANE	17	U	

PROJ_NO: 00998

SDG: C7K020180 MEDIA: SOIL DATA FRACTION: OV

nsample	FMC-26
samp_date	10/31/2007
lab_id	C7K020180024
qc_type	NM
units	UG/KG
Pct_Solids	30.0
DUP_OF:	

Parameter	Result	Val Qual	Qual Code
DICHLORODIFLUOROMETHANE	17	U	
ETHYLBENZENE	17	U	
ISOPROPYLBENZENE	17	U	
METHYL ACETATE	17	U	
METHYL CYCLOHEXANE	17	U	
METHYL TERT-BUTYL ETHER	17	U	
METHYLENE CHLORIDE	9.1	J	AP
STYRENE	17	U	
TETRACHLOROETHENE	17	U	
TOLUENE	17	U	
TOTAL XYLENES	50	U	
TRANS-1,2-DICHLOROETHENE	17	U	
TRANS-1,3-DICHLOROPROPENE	17	U	
TRICHLOROETHENE	17	U	
TRICHLOROFLUOROMETHANE	17	U	
VINYL CHLORIDE	17	U	

nsample	FMC-3
samp_date	10/31/2007
lab_id	C7K020180017
qc_type	NM
units	UG/KG
Pct_Solids	65.0
DUP_OF:	

Parameter	Result	Val Qual	Qual Code
1,1,1-TRICHLOROETHANE	7.7	U	
1,1,2,2-TETRACHLOROETHANE	7.7	U	
1,1,2-TRICHLOROETHANE	7.7	U	
1,1,2-TRICHLOROTRIFLUOROETHANE	7.7	U	
1,1-DICHLOROETHANE	7.7	U	
1,1-DICHLOROETHENE	7.7	U	
1,2,4-TRICHLOROBENZENE	7.7	U	
1,2-DIBROMO-3-CHLOROPROPANE	7.7	U	
1,2-DIBROMOETHANE	7.7	U	
1,2-DICHLOROBENZENE	7.7	U	
1,2-DICHLOROETHANE	7.7	U	
1,2-DICHLOROPROPANE	7.7	U	
1,3-DICHLOROBENZENE	7.7	U	
1,4-DICHLOROBENZENE	7.7	U	
2-BUTANONE	7.7	U	
2-HEXANONE	7.7	U	
4-METHYL-2-PENTANONE	7.7	U	
ACETONE	31	U	
BENZENE	7.7	U	
BROMODICHLOROMETHANE	7.7	U	
BROMOFORM	7.7	U	
BROMOMETHANE	7.7	U	
CARBON DISULFIDE	7.7	U	
CARBON TETRACHLORIDE	7.7	U	
CHLOROBENZENE	7.7	U	
CHLORODIBROMOMETHANE	7.7	U	
CHLOROETHANE	7.7	U	
CHLOROFORM	7.7	U	
CHLOROMETHANE	7.7	U	
CIS-1,2-DICHLOROETHENE	7.7	U	
CIS-1,3-DICHLOROPROPENE	7.7	U	
CYCLOHEXANE	7.7	U	

nsample	FMC-3
samp_date	10/31/2007
lab_id	C7K020180017
qc_type	NM
units	UG/KG
Pct_Solids	65.0
DUP_OF:	

Parameter	Result	Val Qual	Qual Code
DICHLORODIFLUOROMETHANE	7.7	U	
ETHYLBENZENE	7.7	U	
ISOPROPYLBENZENE	7.7	U	
METHYL ACETATE	7.7	U	
METHYL CYCLOHEXANE	7.7	U	
METHYL TERT-BUTYL ETHER	7.7	U	
METHYLENE CHLORIDE	7.7	U	
STYRENE	7.7	U	
TETRACHLOROETHENE	7.7	U	
TOLUENE	7.7	U	
TOTAL XYLENES	23	U	
TRANS-1,2-DICHLOROETHENE	7.7	U	
TRANS-1,3-DICHLOROPROPENE	7.7	U	
TRICHLOROETHENE	7.7	U	
TRICHLOROFLUOROMETHANE	7.7	U	
VINYL CHLORIDE	7.7	U	

PROJ_NO: 00998

SDG: C7K020180 MEDIA: SOIL DATA FRACTION: OV

nsample	FMC-4	nsample	FMC-4	nsample	FMC-5
samp_date	10/31/2007	samp_date	10/31/2007	samp_date	10/31/2007
lab_id	C7K020180018	lab_id	C7K020180018	lab_id	C7K020180019
qc_type	NM	qc_type	NM	qc_type	NM
units	UG/KG	units	UG/KG	units	UG/KG
Pct_Solids	45.0	Pct_Solids	45.0	Pct_Solids	25.0
DUP_OF:		DUP_OF:		DUP_OF:	

Parameter	Result	Val Qual	Qual Code
1,1,1-TRICHLOROETHANE	11	U	
1,1,2,2-TETRACHLOROETHANE	11	U	
1,1,2-TRICHLOROETHANE	11	U	
1,1,2-TRICHLOROTRIFLUOROETHANE	11	U	
1,1-DICHLOROETHANE	11	U	
1,1-DICHLOROETHENE	11	U	
1,2,4-TRICHLOROBENZENE	11	U	
1,2-DIBROMO-3-CHLOROPROPANE	11	U	
1,2-DIBROMOETHANE	11	U	
1,2-DICHLOROBENZENE	11	U	
1,2-DICHLOROETHANE	11	U	
1,2-DICHLOROPROPANE	11	U	
1,3-DICHLOROBENZENE	11	U	
1,4-DICHLOROBENZENE	11	U	
2-BUTANONE	11	U	
2-HEXANONE	11	U	
4-METHYL-2-PENTANONE	11	U	
ACETONE	44	U	
BENZENE	11	U	
BROMODICHLOROMETHANE	11	U	
BROMOFORM	11	U	
BROMOMETHANE	11	U	
CARBON DISULFIDE	11	U	
CARBON TETRACHLORIDE	11	U	
CHLOROBENZENE	11	U	
CHLORODIBROMOMETHANE	11	U	
CHLOROETHANE	11	U	
CHLOROFORM	11	U	
CHLOROMETHANE	11	U	
CIS-1,2-DICHLOROETHENE	11	U	
CIS-1,3-DICHLOROPROPENE	11	U	
CYCLOHEXANE	11	U	

Parameter	Result	Val Qual	Qual Code
DICHLORODIFLUOROMETHANE	11	U	
ETHYLBENZENE	11	U	
ISOPROPYLBENZENE	11	U	
METHYL ACETATE	11	U	
METHYL CYCLOHEXANE	11	U	
METHYL TERT-BUTYL ETHER	11	U	
METHYLENE CHLORIDE	11	U	
STYRENE	11	U	
TETRACHLOROETHENE	11	U	
TOLUENE	11	U	
TOTAL XYLENES	33	U	
TRANS-1,2-DICHLOROETHENE	11	U	
TRANS-1,3-DICHLOROPROPENE	11	U	
TRICHLOROETHENE	11	U	
TRICHLOROFLUOROMETHANE	11	U	
VINYL CHLORIDE	11	U	

Parameter	Result	Val Qual	Qual Code
1,1,1-TRICHLOROETHANE	20	UJ	Y
1,1,2,2-TETRACHLOROETHANE	20	UJ	Y
1,1,2-TRICHLOROETHANE	20	UJ	Y
1,1,2-TRICHLOROTRIFLUOROETHANE	20	UJ	Y
1,1-DICHLOROETHANE	20	UJ	Y
1,1-DICHLOROETHENE	20	UJ	Y
1,2,4-TRICHLOROBENZENE	20	UJ	Y
1,2-DIBROMO-3-CHLOROPROPANE	20	UJ	Y
1,2-DIBROMOETHANE	20	UJ	Y
1,2-DICHLOROBENZENE	20	UJ	Y
1,2-DICHLOROETHANE	20	UJ	Y
1,2-DICHLOROPROPANE	20	UJ	Y
1,3-DICHLOROBENZENE	20	UJ	Y
1,4-DICHLOROBENZENE	20	UJ	Y
2-BUTANONE	20	UJ	Y
2-HEXANONE	20	UJ	Y
4-METHYL-2-PENTANONE	20	UJ	Y
ACETONE	79	UJ	Y
BENZENE	20	UJ	Y
BROMODICHLOROMETHANE	20	UJ	Y
BROMOFORM	20	UJ	Y
BROMOMETHANE	20	UJ	Y
CARBON DISULFIDE	20	UJ	Y
CARBON TETRACHLORIDE	20	UJ	Y
CHLOROBENZENE	20	UJ	Y
CHLORODIBROMOMETHANE	20	UJ	Y
CHLOROETHANE	20	UJ	Y
CHLOROFORM	20	UJ	Y
CHLOROMETHANE	20	UJ	Y
CIS-1,2-DICHLOROETHENE	20	UJ	Y
CIS-1,3-DICHLOROPROPENE	20	UJ	Y
CYCLOHEXANE	20	UJ	Y

PROJ_NO: 00998

SDG: C7K020180 MEDIA: SOIL DATA FRACTION: OV

nsample	FMC-5
samp_date	10/31/2007
lab_id	C7K020180019
qc_type	NM
units	UG/KG
Pct_Solids	25.0
DUP_OF:	

Parameter	Result	Val Qual	Qual Code
DICHLORODIFLUOROMETHANE	20	UJ	Y
ETHYLBENZENE	20	UJ	Y
ISOPROPYLBENZENE	20	UJ	Y
METHYL ACETATE	20	UJ	Y
METHYL CYCLOHEXANE	20	UJ	Y
METHYL TERT-BUTYL ETHER	20	UJ	Y
METHYLENE CHLORIDE	20	UJ	Y
STYRENE	20	UJ	Y
TETRACHLOROETHENE	20	UJ	Y
TOLUENE	20	UJ	Y
TOTAL XYLENES	59	UJ	Y
TRANS-1,2-DICHLOROETHENE	20	UJ	Y
TRANS-1,3-DICHLOROPROPENE	20	UJ	Y
TRICHLOROETHENE	20	UJ	Y
TRICHLOROFLUOROMETHANE	20	UJ	Y
VINYL CHLORIDE	20	UJ	Y

nsample	FMC-6
samp_date	10/31/2007
lab_id	C7K020180020
qc_type	NM
units	UG/KG
Pct_Solids	64.0
DUP_OF:	

Parameter	Result	Val Qual	Qual Code
1,1,1-TRICHLOROETHANE	7.9	U	
1,1,2,2-TETRACHLOROETHANE	7.9	U	
1,1,2-TRICHLOROETHANE	7.9	U	
1,1,2-TRICHLOROTRIFLUOROETHANE	7.9	U	
1,1-DICHLOROETHANE	7.9	U	
1,1-DICHLOROETHENE	7.9	U	
1,2,4-TRICHLOROBENZENE	7.9	U	
1,2-DIBROMO-3-CHLOROPROPANE	7.9	U	
1,2-DIBROMOETHANE	7.9	U	
1,2-DICHLOROBENZENE	7.9	U	
1,2-DICHLOROETHANE	7.9	U	
1,2-DICHLOROPROPANE	7.9	U	
1,3-DICHLOROBENZENE	7.9	U	
1,4-DICHLOROBENZENE	7.9	U	
2-BUTANONE	7.9	U	
2-HEXANONE	7.9	U	
4-METHYL-2-PENTANONE	7.9	U	
ACETONE	31	U	
BENZENE	7.9	U	
BROMODICHLOROMETHANE	7.9	U	
BROMOFORM	7.9	U	
BROMOMETHANE	7.9	U	
CARBON DISULFIDE	7.9	U	
CARBON TETRACHLORIDE	7.9	U	
CHLOROBENZENE	7.9	U	
CHLORODIBROMOMETHANE	7.9	U	
CHLOROETHANE	7.9	U	
CHLOROFORM	7.9	U	
CHLOROMETHANE	7.9	U	
CIS-1,2-DICHLOROETHENE	7.9	U	
CIS-1,3-DICHLOROPROPENE	7.9	U	
CYCLOHEXANE	7.9	U	

nsample	FMC-6
samp_date	10/31/2007
lab_id	C7K020180020
qc_type	NM
units	UG/KG
Pct_Solids	64.0
DUP_OF:	

Parameter	Result	Val Qual	Qual Code
DICHLORODIFLUOROMETHANE	7.9	U	
ETHYLBENZENE	7.9	U	
ISOPROPYLBENZENE	7.9	U	
METHYL ACETATE	7.9	U	
METHYL CYCLOHEXANE	7.9	U	
METHYL TERT-BUTYL ETHER	7.9	U	
METHYLENE CHLORIDE	7.9	U	
STYRENE	7.9	U	
TETRACHLOROETHENE	7.9	U	
TOLUENE	7.9	U	
TOTAL XYLENES	24	U	
TRANS-1,2-DICHLOROETHENE	7.9	U	
TRANS-1,3-DICHLOROPROPENE	7.9	U	
TRICHLOROETHENE	7.9	U	
TRICHLOROFLUOROMETHANE	7.9	U	
VINYL CHLORIDE	7.9	U	

PROJ_NO: 00998

SDG: C7K020180 MEDIA: SOIL DATA FRACTION: OV

nsample	FMC-7
samp_date	10/31/2007
lab_id	C7K020180021
qc_type	NM
units	UG/KG
Pct_Solids	26.0
DUP_OF:	

Parameter	Result	Val Qual	Qual Code
1,1,1-TRICHLOROETHANE	19	UJ	Y
1,1,2,2-TETRACHLOROETHANE	19	UJ	Y
1,1,2-TRICHLOROETHANE	19	UJ	Y
1,1,2-TRICHLOROTRIFLUOROETHANE	19	UJ	Y
1,1-DICHLOROETHANE	19	UJ	Y
1,1-DICHLOROETHENE	19	UJ	Y
1,2,4-TRICHLOROBENZENE	19	UJ	Y
1,2-DIBROMO-3-CHLOROPROPANE	19	UJ	Y
1,2-DIBROMOETHANE	19	UJ	Y
1,2-DICHLOROBENZENE	19	UJ	Y
1,2-DICHLOROETHANE	19	UJ	Y
1,2-DICHLOROPROPANE	19	UJ	Y
1,3-DICHLOROBENZENE	19	UJ	Y
1,4-DICHLOROBENZENE	19	UJ	Y
2-BUTANONE	19	UJ	Y
2-HEXANONE	19	UJ	Y
4-METHYL-2-PENTANONE	19	UJ	Y
ACETONE	25	B	A
BENZENE	19	UJ	Y
BROMODICHLOROMETHANE	19	UJ	Y
BROMOFORM	19	UJ	Y
BROMOMETHANE	19	UJ	Y
CARBON DISULFIDE	19	UJ	Y
CARBON TETRACHLORIDE	19	UJ	Y
CHLOROBENZENE	19	UJ	Y
CHLORODIBROMOMETHANE	19	UJ	Y
CHLOROETHANE	19	UJ	Y
CHLOROFORM	19	UJ	Y
CHLOROMETHANE	19	UJ	Y
CIS-1,2-DICHLOROETHENE	19	UJ	Y
CIS-1,3-DICHLOROPROPENE	19	UJ	Y
CYCLOHEXANE	19	UJ	Y

nsample	FMC-7
samp_date	10/31/2007
lab_id	C7K020180021
qc_type	NM
units	UG/KG
Pct_Solids	26.0
DUP_OF:	

Parameter	Result	Val Qual	Qual Code
DICHLORODIFLUOROMETHANE	19	UJ	Y
ETHYLBENZENE	19	UJ	Y
ISOPROPYLBENZENE	19	UJ	Y
METHYL ACETATE	19	UJ	Y
METHYL CYCLOHEXANE	19	UJ	Y
METHYL TERT-BUTYL ETHER	19	UJ	Y
METHYLENE CHLORIDE	9.4	J	APY
STYRENE	19	UJ	Y
TETRACHLOROETHENE	19	UJ	Y
TOLUENE	19	UJ	Y
TOTAL XYLENES	58	UJ	Y
TRANS-1,2-DICHLOROETHENE	19	UJ	Y
TRANS-1,3-DICHLOROPROPENE	19	UJ	Y
TRICHLOROETHENE	19	UJ	Y
TRICHLOROFLUOROMETHANE	19	UJ	Y
VINYL CHLORIDE	19	UJ	Y

nsample	FMC-8
samp_date	10/31/2007
lab_id	C7K020180022
qc_type	NM
units	UG/KG
Pct_Solids	27.0
DUP_OF:	

Parameter	Result	Val Qual	Qual Code
1,1,1-TRICHLOROETHANE	19	UJ	Y
1,1,2,2-TETRACHLOROETHANE	19	UJ	Y
1,1,2-TRICHLOROETHANE	19	UJ	Y
1,1,2-TRICHLOROTRIFLUOROETHANE	19	UJ	Y
1,1-DICHLOROETHANE	19	UJ	Y
1,1-DICHLOROETHENE	19	UJ	Y
1,2,4-TRICHLOROBENZENE	19	UJ	Y
1,2-DIBROMO-3-CHLOROPROPANE	19	UJ	Y
1,2-DIBROMOETHANE	19	UJ	Y
1,2-DICHLOROBENZENE	19	UJ	Y
1,2-DICHLOROETHANE	19	UJ	Y
1,2-DICHLOROPROPANE	19	UJ	Y
1,3-DICHLOROBENZENE	19	UJ	Y
1,4-DICHLOROBENZENE	19	UJ	Y
2-BUTANONE	19	UJ	Y
2-HEXANONE	19	UJ	Y
4-METHYL-2-PENTANONE	19	UJ	Y
ACETONE	24	B	A
BENZENE	19	UJ	Y
BROMODICHLOROMETHANE	19	UJ	Y
BROMOFORM	19	UJ	Y
BROMOMETHANE	19	UJ	Y
CARBON DISULFIDE	19	UJ	Y
CARBON TETRACHLORIDE	19	UJ	Y
CHLOROBENZENE	19	UJ	Y
CHLORODIBROMOMETHANE	19	UJ	Y
CHLOROETHANE	19	UJ	Y
CHLOROFORM	19	UJ	Y
CHLOROMETHANE	19	UJ	Y
CIS-1,2-DICHLOROETHENE	19	UJ	Y
CIS-1,3-DICHLOROPROPENE	19	UJ	Y
CYCLOHEXANE	19	UJ	Y

PROJ_NO: 00998

SDG: C7K020180 MEDIA: SOIL DATA FRACTION: OV

nsample	FMC-8
samp_date	10/31/2007
lab_id	C7K020180022
qc_type	NM
units	UG/KG
Pct_Solids	27.0
DUP_OF:	

Parameter	Result	Val Qual	Qual Code
DICHLORODIFLUOROMETHANE	19	UJ	Y
ETHYLBENZENE	19	UJ	Y
ISOPROPYLBENZENE	19	UJ	Y
METHYL ACETATE	19	UJ	Y
METHYL CYCLOHEXANE	19	UJ	Y
METHYL TERT-BUTYL ETHER	19	UJ	Y
METHYLENE CHLORIDE	8.4	J	APY
STYRENE	19	UJ	Y
TETRACHLOROETHENE	19	UJ	Y
TOLUENE	19	UJ	Y
TOTAL XYLENES	56	UJ	Y
TRANS-1,2-DICHLOROETHENE	19	UJ	Y
TRANS-1,3-DICHLOROPROPENE	19	UJ	Y
TRICHLOROETHENE	19	UJ	Y
TRICHLOROFLUOROMETHANE	19	UJ	Y
VINYL CHLORIDE	19	UJ	Y

nsample	FMC-9
samp_date	10/30/2007
lab_id	C7K020180002
qc_type	NM
units	UG/KG
Pct_Solids	26.0
DUP_OF:	

Parameter	Result	Val Qual	Qual Code
1,1,1-TRICHLOROETHANE	19	UJ	Y
1,1,2,2-TETRACHLOROETHANE	19	UJ	Y
1,1,2-TRICHLOROETHANE	19	UJ	Y
1,1,2-TRICHLOROTRIFLUOROETHANE	19	UJ	Y
1,1-DICHLOROETHANE	19	UJ	Y
1,1-DICHLOROETHENE	19	UJ	Y
1,2,4-TRICHLOROBENZENE	19	UJ	Y
1,2-DIBROMO-3-CHLOROPROPANE	19	UJ	Y
1,2-DIBROMOETHANE	19	UJ	Y
1,2-DICHLOROBENZENE	19	UJ	Y
1,2-DICHLOROETHANE	19	UJ	Y
1,2-DICHLOROPROPANE	19	UJ	Y
1,3-DICHLOROBENZENE	19	UJ	Y
1,4-DICHLOROBENZENE	19	UJ	Y
2-BUTANONE	19	UJ	Y
2-HEXANONE	19	UJ	Y
4-METHYL-2-PENTANONE	19	UJ	Y
ACETONE	76	UJ	Y
BENZENE	19	UJ	Y
BROMODICHLOROMETHANE	19	UJ	Y
BROMOFORM	19	UJ	Y
BROMOMETHANE	19	UJ	Y
CARBON DISULFIDE	19	UJ	Y
CARBON TETRACHLORIDE	19	UJ	Y
CHLOROBENZENE	19	UJ	Y
CHLORODIBROMOMETHANE	19	UJ	Y
CHLOROETHANE	19	UJ	Y
CHLOROFORM	19	UJ	Y
CHLOROMETHANE	19	UJ	Y
CIS-1,2-DICHLOROETHENE	19	UJ	Y
CIS-1,3-DICHLOROPROPENE	19	UJ	Y
CYCLOHEXANE	19	UJ	Y

nsample	FMC-9
samp_date	10/30/2007
lab_id	C7K020180002
qc_type	NM
units	UG/KG
Pct_Solids	26.0
DUP_OF:	

Parameter	Result	Val Qual	Qual Code
DICHLORODIFLUOROMETHANE	19	UJ	Y
ETHYLBENZENE	19	UJ	Y
ISOPROPYLBENZENE	19	UJ	Y
METHYL ACETATE	19	UJ	Y
METHYL CYCLOHEXANE	19	UJ	Y
METHYL TERT-BUTYL ETHER	19	UJ	Y
METHYLENE CHLORIDE	4.6	J	APY
STYRENE	19	UJ	Y
TETRACHLOROETHENE	19	UJ	Y
TOLUENE	19	UJ	Y
TOTAL XYLENES	57	UJ	Y
TRANS-1,2-DICHLOROETHENE	19	UJ	Y
TRANS-1,3-DICHLOROPROPENE	19	UJ	Y
TRICHLOROETHENE	19	UJ	Y
TRICHLOROFLUOROMETHANE	19	UJ	Y
VINYL CHLORIDE	19	UJ	Y

PROJ_NO: 00998

SDG: C7K020180 MEDIA: SOIL DATA FRACTION: OS

nsample	FMC 10	nsample	FMC 11	nsample	FMC 12
samp_date	10/30/2007	samp_date	10/30/2007	samp_date	10/30/2007
lab_id	8004-20	lab_id	8004-21	lab_id	8004-22
qc_type	NM	qc_type	NM	qc_type	NM
units	UG/KG	units	UG/KG	units	UG/KG
Pct_Solids	27.6	Pct_Solids	26.0	Pct_Solids	38.4
DUP_OF:		DUP_OF:		DUP_OF:	

Parameter	Result	Val Qual	Qual Code
DIBUTYLTIN	1.3	UJ	Y
MONOBUTYLTIN	0.75	UJ	Y
TETRABUTYLTIN	4.3	UJ	Y
TRIBUTYLTIN	1.3	UJ	Y

Parameter	Result	Val Qual	Qual Code
DIBUTYLTIN	1.4	UJ	Y
MONOBUTYLTIN	0.8	UJ	Y
TETRABUTYLTIN	4.6	UJ	Y
TRIBUTYLTIN	1.3	UJ	Y

Parameter	Result	Val Qual	Qual Code
DIBUTYLTIN	0.88	U	
MONOBUTYLTIN	0.51	U	
TETRABUTYLTIN	2.9	U	
TRIBUTYLTIN	0.86	U	

PROJ_NO: 00998

SDG: C7K020180 MEDIA: SOIL DATA FRACTION: OS

nsample	FMC 13	nsample	FMC 14	nsample	FMC 15
samp_date	10/30/2007	samp_date	10/30/2007	samp_date	10/31/2007
lab_id	8004-23	lab_id	8004-24	lab_id	8004-3
qc_type	NM	qc_type	NM	qc_type	NM
units	UG/KG	units	UG/KG	units	UG/KG
Pct_Solids	29.3	Pct_Solids	31.5	Pct_Solids	80.7
DUP_OF:		DUP_OF:		DUP_OF:	

Parameter	Result	Val Qual	Qual Code
DIBUTYLTIN	1.2	UJ	Y
MONOBUTYLTIN	0.7	UJ	Y
TETRABUTYLTIN	4	UJ	Y
TRIBUTYLTIN	1.2	UJ	Y

Parameter	Result	Val Qual	Qual Code
DIBUTYLTIN	1.1	U	
MONOBUTYLTIN	0.66	U	
TETRABUTYLTIN	3.7	U	
TRIBUTYLTIN	1.1	U	

Parameter	Result	Val Qual	Qual Code
DIBUTYLTIN	0.44	U	
MONOBUTYLTIN	5.3		
TETRABUTYLTIN	1.5	U	
TRIBUTYLTIN	0.43	U	

PROJ_NO: 00998

SDG: C7K020180 MEDIA: SOIL DATA FRACTION: OS

nsample	FMC 16
samp_date	10/31/2007
lab_id	8004-4
qc_type	NM
units	UG/KG
Pct_Solids	81.4
DUP_OF:	

Parameter	Result	Val Qual	Qual Code
DIBUTYLTIN	0.43	U	
MONOBUTYLTIN	5		
TETRABUTYLTIN	1.4	U	
TRIBUTYLTIN	0.42	U	

nsample	FMC 17
samp_date	10/31/2007
lab_id	8004-5
qc_type	NM
units	UG/KG
Pct_Solids	80.2
DUP_OF:	

Parameter	Result	Val Qual	Qual Code
DIBUTYLTIN	0.44	U	
MONOBUTYLTIN	0.25	U	
TETRABUTYLTIN	1.5	U	
TRIBUTYLTIN	0.42	U	

nsample	FMC 18
samp_date	10/31/2007
lab_id	8004-6
qc_type	NM
units	UG/KG
Pct_Solids	29.6
DUP_OF:	

Parameter	Result	Val Qual	Qual Code
DIBUTYLTIN	1.2	UJ	Y
MONOBUTYLTIN	0.68	UJ	Y
TETRABUTYLTIN	3.9	UJ	Y
TRIBUTYLTIN	1.1	UJ	Y

PROJ_NO: 00998

SDG: C7K020180 MEDIA: SOIL DATA FRACTION: OS

nsample	FMC 19	nsample	FMC 20	nsample	FMC 21
samp_date	10/31/2007	samp_date	10/31/2007	samp_date	10/31/2007
lab_id	8004-7	lab_id	8004-8	lab_id	8004-9
qc_type	NM	qc_type	NM	qc_type	NM
units	UG/KG	units	UG/KG	units	UG/KG
Pct_Solids	29.7	Pct_Solids	27.7	Pct_Solids	80.6
DUP_OF:		DUP_OF:		DUP_OF:	

Parameter	Result	Val Qual	Qual Code
DIBUTYLTIN	1.2	UJ	Y
MONOBUTYLTIN	0.69	UJ	Y
TETRABUTYLTIN	3.9	UJ	Y
TRIBUTYLTIN	1.1	UJ	Y

Parameter	Result	Val Qual	Qual Code
DIBUTYLTIN	1.3	UJ	Y
MONOBUTYLTIN	0.76	UJ	Y
TETRABUTYLTIN	4.3	UJ	Y
TRIBUTYLTIN	1.3	UJ	Y

Parameter	Result	Val Qual	Qual Code
DIBUTYLTIN	0.43	U	
MONOBUTYLTIN	0.25	U	
TETRABUTYLTIN	1.4	U	
TRIBUTYLTIN	0.42	U	

PROJ_NO: 00998

SDG: C7K020180 MEDIA: SOIL DATA FRACTION: OS

nsample	FMC 22	nsample	FMC 23	nsample	FMC 24
samp_date	10/31/2007	samp_date	10/31/2007	samp_date	10/30/2007
lab_id	8004-10	lab_id	8004-11	lab_id	8004-18
qc_type	NM	qc_type	NM	qc_type	NM
units	UG/KG	units	UG/KG	units	UG/KG
Pct_Solids	81.9	Pct_Solids	76.5	Pct_Solids	23.3
DUP_OF:		DUP_OF:		DUP_OF:	

Parameter	Result	Val Qual	Qual Code
DIBUTYLTIN	0.41	U	
MONOBUTYLTIN	0.24	U	
TETRABUTYLTIN	1.4	U	
TRIBUTYLTIN	0.4	U	

Parameter	Result	Val Qual	Qual Code
DIBUTYLTIN	0.47	U	
MONOBUTYLTIN	6.6		
TETRABUTYLTIN	1.6	U	
TRIBUTYLTIN	0.45	U	

Parameter	Result	Val Qual	Qual Code
DIBUTYLTIN	1.5	UJ	Y
MONOBUTYLTIN	0.89	UJ	Y
TETRABUTYLTIN	5.1	UJ	Y
TRIBUTYLTIN	1.5	UJ	Y

PROJ_NO: 00998

SDG: C7K020180 MEDIA: SOIL DATA FRACTION: OS

nsample	FMC 25	nsample	FMC 26	nsample	FMC 3
samp_date	11/1/2007	samp_date	11/1/2007	samp_date	10/31/2007
lab_id	8004-1	lab_id	8004-2	lab_id	8004-12
qc_type	NM	qc_type	NM	qc_type	NM
units	UG/KG	units	UG/KG	units	UG/KG
Pct_Solids	29.1	Pct_Solids	30.2	Pct_Solids	74.9
DUP_OF:		DUP_OF:		DUP_OF:	

Parameter	Result	Val Qual	Qual Code
DIBUTYLTIN	1.2	UJ	Y
MONOBUTYLTIN	0.71	UJ	Y
TETRABUTYLTIN	4.1	UJ	Y
TRIBUTYLTIN	1.2	UJ	Y

Parameter	Result	Val Qual	Qual Code
DIBUTYLTIN	1.2	U	
MONOBUTYLTIN	0.69	U	
TETRABUTYLTIN	3.9	U	
TRIBUTYLTIN	1.1	U	

Parameter	Result	Val Qual	Qual Code
DIBUTYLTIN	0.47	U	
MONOBUTYLTIN	0.28	U	
TETRABUTYLTIN	1.6	U	
TRIBUTYLTIN	0.46	U	

PROJ_NO: 00998

SDG: C7K020180 MEDIA: SOIL DATA FRACTION: OS

nsample	FMC 4	nsample	FMC 5	nsample	FMC 6
samp_date	10/31/2007	samp_date	10/31/2007	samp_date	10/31/2007
lab_id	8004-13	lab_id	8004-14	lab_id	8004-15
qc_type	NM	qc_type	NM	qc_type	NM
units	UG/KG	units	UG/KG	units	UG/KG
Pct_Solids	41.3	Pct_Solids	28.3	Pct_Solids	79.2
DUP_OF:		DUP_OF:		DUP_OF:	

Parameter	Result	Val Qual	Qual Code
DIBUTYLTIN	0.86	U	
MONOBUTYLTIN	0.5	U	
TETRABUTYLTIN	2.9	U	
TRIBUTYLTIN	0.83	U	

Parameter	Result	Val Qual	Qual Code
DIBUTYLTIN	1.2	UJ	Y
MONOBUTYLTIN	7	J	Y
TETRABUTYLTIN	4.1	UJ	Y
TRIBUTYLTIN	1.2	UJ	Y

Parameter	Result	Val Qual	Qual Code
DIBUTYLTIN	0.44	U	
MONOBUTYLTIN	0.26	U	
TETRABUTYLTIN	1.5	U	
TRIBUTYLTIN	0.43	U	

PROJ_NO: 00998

SDG: C7K020180 MEDIA: SOIL DATA FRACTION: OS

nsample	FMC 7	nsample	FMC 8	nsample	FMC 9
samp_date	10/31/2007	samp_date	10/31/2007	samp_date	10/30/2007
lab_id	8004-16	lab_id	8004-17	lab_id	8004-19
qc_type	NM	qc_type	NM	qc_type	NM
units	UG/KG	units	UG/KG	units	UG/KG
Pct_Solids	28.0	Pct_Solids	32.8	Pct_Solids	26.1
DUP_OF:		DUP_OF:		DUP_OF:	

Parameter	Result	Val Qual	Qual Code
DIBUTYLTIN	1.2	UJ	Y
MONOBUTYLTIN	0.71	UJ	Y
TETRABUTYLTIN	4.1	UJ	Y
TRIBUTYLTIN	1.2	UJ	Y

Parameter	Result	Val Qual	Qual Code
DIBUTYLTIN	1.1	U	
MONOBUTYLTIN	0.62	U	
TETRABUTYLTIN	3.6	U	
TRIBUTYLTIN	1	U	

Parameter	Result	Val Qual	Qual Code
DIBUTYLTIN	1.3	UJ	Y
MONOBUTYLTIN	0.78	UJ	Y
TETRABUTYLTIN	4.5	UJ	Y
TRIBUTYLTIN	1.3	UJ	Y

PROJ_NO: 00998

SDG: C7K020180 MEDIA: SOIL DATA FRACTION: OS

nsample	FMC-10DL
samp_date	10/30/2007
lab_id	C7K020180003
qc_type	NM
units	UG/KG
Pct_Solids	32.0
DUP_OF:	

Parameter	Result	Val Qual	Qual Code
1,1-BIPHENYL	520	U	
2,2'-OXYBIS(1-CHLOROPROPANE)	110	U	
2,4,5-TRICHLOROPHENOL	520	U	
2,4,6-TRICHLOROPHENOL	520	U	
2,4-DICHLOROPHENOL	110	U	
2,4-DIMETHYLPHENOL	520	U	
2,4-DINITROPHENOL	2700	U	
2,4-DINITROTOLUENE	520	U	
2,6-DINITROTOLUENE	520	U	
2-CHLORONAPHTHALENE	110	U	
2-CHLOROPHENOL	520	U	
2-METHYLNAPHTHALENE	75	J	P
2-METHYLPHENOL	520	U	
2-NITROANILINE	2700	U	
2-NITROPHENOL	520	U	
3,3'-DICHLOROBENZIDINE	520	U	
3-NITROANILINE	2700	U	
4,6-DINITRO-2-METHYLPHENOL	2700	U	
4-BROMOPHENYL PHENYL ETHER	520	U	
4-CHLORO-3-METHYLPHENOL	520	U	
4-CHLOROANILINE	520	U	
4-CHLOROPHENYL PHENYL ETHER	520	U	
4-METHYLPHENOL	49	J	P
4-NITROANILINE	2700	U	
4-NITROPHENOL	2700	U	
ACENAPHTHENE	110	U	
ACENAPHTHYLENE	160		
ACETOPHENONE	520	U	
ANTHRACENE	180		
ATRAZINE	520	U	
BENZALDEHYDE	430	J	P
BENZO(A)ANTHRACENE	350		

nsample	FMC-10DL
samp_date	10/30/2007
lab_id	C7K020180003
qc_type	NM
units	UG/KG
Pct_Solids	32.0
DUP_OF:	

Parameter	Result	Val Qual	Qual Code
BENZO(A)PYRENE	470		
BENZO(B)FLUORANTHENE	680		
BENZO(G,H,I)PERYLENE	480		
BENZO(K)FLUORANTHENE	110	U	
BIS(2-CHLOROETHOXY)METHANE	520	U	
BIS(2-CHLOROETHYL)ETHER	110	U	
BIS(2-ETHYLHEXYL)PHTHALATE	230	J	P
BUTYL BENZYL PHTHALATE	170	J	P
CAPROLACTAM	200	J	P
CARBAZOLE	33	J	P
CHRYSENE	450		
DIBENZO(A,H)ANTHRACENE	100	J	P
DIBENZOFURAN	30	J	P
DIETHYL PHTHALATE	520	U	
DIMETHYL PHTHALATE	520	U	
DI-N-BUTYL PHTHALATE	520	U	
DI-N-OCTYL PHTHALATE	520	U	
FLUORANTHENE	690		
FLUORENE	73	J	P
HEXACHLOROBENZENE	110	U	
HEXACHLOROBUTADIENE	110	U	
HEXACHLOROCYCLOPENTADIENE	520	U	
HEXACHLOROETHANE	520	U	
INDENO(1,2,3-CD)PYRENE	400		
ISOPHORONE	520	U	
NAPHTHALENE	86	J	P
NITROBENZENE	110	U	
N-NITROSO-DI-N-PROPYLAMINE	110	U	
N-NITROSODIPHENYLAMINE	110	U	
PENTACHLOROPHENOL	520	U	
PHENANTHRENE	240		
PHENOL	110	U	

nsample	FMC-10DL
samp_date	10/30/2007
lab_id	C7K020180003
qc_type	NM
units	UG/KG
Pct_Solids	32.0
DUP_OF:	

Parameter	Result	Val Qual	Qual Code
PYRENE	720		

PROJ_NO: 00998

SDG: C7K020180 MEDIA: SOIL DATA FRACTION: OS

nsample	FMC-11DL
samp_date	10/30/2007
lab_id	C7K020180004
qc_type	NM
units	UG/KG
Pct_Solids	25.0
DUP_OF:	

Parameter	Result	Val Qual	Qual Code
1,1-BIPHENYL	650	UJ	Y
2,2'-OXYBIS(1-CHLOROPROPANE)	130	UJ	Y
2,4,5-TRICHLOROPHENOL	650	UJ	Y
2,4,6-TRIGHLOROPHENOL	650	UJ	Y
2,4-DICHLOROPHENOL	130	UJ	Y
2,4-DIMETHYLPHENOL	650	UJ	Y
2,4-DINITROPHENOL	3400	UJ	Y
2,4-DINITROTOLUENE	650	UJ	Y
2,6-DINITROTOLUENE	650	UJ	Y
2-CHLORONAPHTHALENE	130	UJ	Y
2-CHLOROPHENOL	650	UJ	Y
2-METHYLNAPHTHALENE	67	J	PY
2-METHYLPHENOL	650	UJ	Y
2-NITROANILINE	3400	UJ	Y
2-NITROPHENOL	650	UJ	Y
3,3'-DICHLOROBENZIDINE	650	UJ	Y
3-NITROANILINE	3400	UJ	Y
4,6-DINITRO-2-METHYLPHENOL	3400	UJ	Y
4-BROMOPHENYL PHENYL ETHER	650	UJ	Y
4-CHLORO-3-METHYLPHENOL	650	UJ	Y
4-CHLOROANILINE	650	UJ	Y
4-CHLOROPHENYL PHENYL ETHER	650	UJ	Y
4-METHYLPHENOL	650	UJ	Y
4-NITROANILINE	3400	UJ	Y
4-NITROPHENOL	3400	UJ	Y
ACENAPHTHENE	130	UJ	Y
ACENAPHTHYLENE	150	J	Y
ACETOPHENONE	650	UJ	Y
ANTHRACENE	170	J	Y
ATRAZINE	650	UJ	Y
BENZALDEHYDE	520	J	PY
BENZO(A)ANTHRACENE	330	J	Y

nsample	FMC-11DL
samp_date	10/30/2007
lab_id	C7K020180004
qc_type	NM
units	UG/KG
Pct_Solids	25.0
DUP_OF:	

Parameter	Result	Val Qual	Qual Code
BENZO(A)PYRENE	400	J	Y
BENZO(B)FLUORANTHENE	640	J	Y
BENZO(G,H,I)PERYLENE	430	J	Y
BENZO(K)FLUORANTHENE	170	J	Y
BIS(2-CHLOROETHOXY)METHANE	650	UJ	Y
BIS(2-CHLOROETHYL)ETHER	130	UJ	Y
BIS(2-ETHYLHEXYL)PHTHALATE	290	J	PY
BUTYL BENZYL PHTHALATE	200	J	PY
CAPROLACTAM	650	UJ	Y
CARBAZOLE	28	J	PY
CHRYSENE	370	J	Y
DIBENZO(A,H)ANTHRACENE	88	J	PY
DIBENZOFURAN	650	UJ	Y
DIETHYL PHTHALATE	650	UJ	Y
DIMETHYL PHTHALATE	650	UJ	Y
DI-N-BUTYL PHTHALATE	650	UJ	Y
DI-N-OCTYL PHTHALATE	650	UJ	Y
FLUORANTHENE	560	J	Y
FLUORENE	65	J	PY
HEXACHLOROBENZENE	130	UJ	Y
HEXACHLOROBUTADIENE	130	UJ	Y
HEXACHLOROCYCLOPENTADIENE	650	UJ	Y
HEXACHLOROETHANE	650	UJ	Y
INDENO(1,2,3-CD)PYRENE	350	J	Y
ISOPHORONE	650	UJ	Y
NAPHTHALENE	74	J	PY
NITROBENZENE	130	UJ	Y
N-NITROSO-DI-N-PROPYLAMINE	130	UJ	Y
N-NITROSODIPHENYLAMINE	130	UJ	Y
PENTACHLOROPHENOL	650	UJ	Y
PHENANTHRENE	220	J	Y
PHENOL	130	UJ	Y

nsample	FMC-11DL
samp_date	10/30/2007
lab_id	C7K020180004
qc_type	NM
units	UG/KG
Pct_Solids	25.0
DUP_OF:	

Parameter	Result	Val Qual	Qual Code
PYRENE	650	J	Y

PROJ_NO: 00998

SDG: C7K020180 MEDIA: SOIL DATA FRACTION: OS

nsample	FMC-12DL
samp_date	10/30/2007
lab_id	C7K020180005
qc_type	NM
units	UG/KG
Pct_Solids	40.0
DUP_OF:	

Parameter	Result	Val Qual	Qual Code
1,1-BIPHENYL	420	U	
2,2'-OXYBIS(1-CHLOROPROPANE)	85	U	
2,4,5-TRICHLOROPHENOL	420	U	
2,4,6-TRICHLOROPHENOL	420	U	
2,4-DICHLOROPHENOL	85	U	
2,4-DIMETHYLPHENOL	420	U	
2,4-DINITROPHENOL	2100	U	
2,4-DINITROTOLUENE	420	U	
2,6-DINITROTOLUENE	420	U	
2-CHLORONAPHTHALENE	85	U	
2-CHLOROPHENOL	420	U	
2-METHYLNAPHTHALENE	32	J	P
2-METHYLPHENOL	420	U	
2-NITROANILINE	2100	U	
2-NITROPHENOL	420	U	
3,3'-DICHLOROBENZIDINE	420	U	
3-NITROANILINE	2100	U	
4,6-DINITRO-2-METHYLPHENOL	2100	U	
4-BROMOPHENYL PHENYL ETHER	420	U	
4-CHLORO-3-METHYLPHENOL	420	U	
4-CHLOROANILINE	420	U	
4-CHLOROPHENYL PHENYL ETHER	420	U	
4-METHYLPHENOL	420	U	
4-NITROANILINE	2100	U	
4-NITROPHENOL	2100	U	
ACENAPHTHENE	85	U	
ACENAPHTHYLENE	81	J	P
ACETOPHENONE	420	U	
ANTHRACENE	92		
ATRAZINE	420	U	
BENZALDEHYDE	330	J	P
BENZO(A)ANTHRACENE	190		

nsample	FMC-12DL
samp_date	10/30/2007
lab_id	C7K020180005
qc_type	NM
units	UG/KG
Pct_Solids	40.0
DUP_OF:	

Parameter	Result	Val Qual	Qual Code
BENZO(A)PYRENE	230		
BENZO(B)FLUORANTHENE	320		
BENZO(G,H,I)PERYLENE	240		
BENZO(K)FLUORANTHENE	130		
BIS(2-CHLOROETHOXY)METHANE	420	U	
BIS(2-CHLOROETHYL)ETHER	85	U	
BIS(2-ETHYLHEXYL)PHTHALATE	170	J	P
BUTYL BENZYL PHTHALATE	420	U	
CAPROLACTAM	170	J	P
CARBAZOLE	85	U	
CHRYSENE	210		
DIBENZO(A,H)ANTHRACENE	54	J	P
DIBENZOFURAN	420	U	
DIETHYL PHTHALATE	420	U	
DIMETHYL PHTHALATE	420	U	
DI-N-BUTYL PHTHALATE	420	U	
DI-N-OCTYL PHTHALATE	420	U	
FLUORANTHENE	370		
FLUORENE	36	J	P
HEXACHLOROBENZENE	85	U	
HEXACHLOROBUTADIENE	85	U	
HEXACHLOROCYCLOPENTADIENE	420	U	
HEXACHLOROETHANE	420	U	
INDENO(1,2,3-CD)PYRENE	190		
ISOPHORONE	420	U	
NAPHTHALENE	39	J	P
NITROBENZENE	85	U	
N-NITROSO-DI-N-PROPYLAMINE	85	U	
N-NITROSODIPHENYLAMINE	85	U	
PENTACHLOROPHENOL	420	U	
PHENANTHRENE	130		
PHENOL	85	U	

nsample	FMC-12DL
samp_date	10/30/2007
lab_id	C7K020180005
qc_type	NM
units	UG/KG
Pct_Solids	40.0
DUP_OF:	

Parameter	Result	Val Qual	Qual Code
PYRENE	350		

PROJ_NO: 00998

SDG: C7K020180 MEDIA: SOIL DATA FRACTION: OS

nsample	FMC-13DL
samp_date	10/30/2007
lab_id	C7K020180006
qc_type	NM
units	UG/KG
Pct_Solids	30.0
DUP_OF:	

Parameter	Result	Val Qual	Qual Code
1,1-BIPHENYL	550	U	
2,2'-OXYBIS(1-CHLOROPROPANE)	110	U	
2,4,5-TRICHLOROPHENOL	550	U	
2,4,6-TRICHLOROPHENOL	550	U	
2,4-DICHLOROPHENOL	110	U	
2,4-DIMETHYLPHENOL	550	U	
2,4-DINITROPHENOL	2800	U	
2,4-DINITROTOLUENE	550	U	
2,6-DINITROTOLUENE	550	U	
2-CHLORONAPHTHALENE	110	U	
2-CHLOROPHENOL	550	U	
2-METHYLNAPHTHALENE	63	J	P
2-METHYLPHENOL	550	U	
2-NITROANILINE	2800	U	
2-NITROPHENOL	550	U	
3,3'-DICHLOROBENZIDINE	550	U	
3-NITROANILINE	2800	U	
4,6-DINITRO-2-METHYLPHENOL	2800	U	
4-BROMOPHENYL PHENYL ETHER	550	U	
4-CHLORO-3-METHYLPHENOL	550	U	
4-CHLOROANILINE	550	U	
4-CHLOROPHENYL PHENYL ETHER	550	U	
4-METHYLPHENOL	38	J	P
4-NITROANILINE	2800	U	
4-NITROPHENOL	2800	U	
ACENAPHTHENE	110	U	
ACENAPHTHYLENE	140		
ACETOPHENONE	550	U	
ANTHRACENE	170		
ATRAZINE	550	U	
BENZALDEHYDE	440	J	P
BENZO(A)ANTHRACENE	350		

nsample	FMC-13DL
samp_date	10/30/2007
lab_id	C7K020180006
qc_type	NM
units	UG/KG
Pct_Solids	30.0
DUP_OF:	

Parameter	Result	Val Qual	Qual Code
BENZO(A)PYRENE	440		
BENZO(B)FLUORANTHENE	820		
BENZO(G,H,I)PERYLENE	460		
BENZO(K)FLUORANTHENE	110	U	
BIS(2-CHLOROETHOXY)METHANE	550	U	
BIS(2-CHLOROETHYL)ETHER	110	U	
BIS(2-ETHYLHEXYL)PHTHALATE	270	J	P
BUTYL BENZYL PHTHALATE	170	J	P
CAPROLACTAM	240	J	P
CARBAZOLE	27	J	P
CHRYSENE	370		
DIBENZO(A,H)ANTHRACENE	100	J	P
DIBENZOFURAN	31	J	P
DIETHYL PHTHALATE	550	U	
DIMETHYL PHTHALATE	550	U	
DI-N-BUTYL PHTHALATE	550	U	
DI-N-OCTYL PHTHALATE	550	U	
FLUORANTHENE	610		
FLUORENE	63	J	P
HEXACHLOROBENZENE	110	U	
HEXACHLOROBUTADIENE	110	U	
HEXACHLOROCYCLOPENTADIENE	550	U	
HEXACHLOROETHANE	550	U	
INDENO(1,2,3-CD)PYRENE	370		
ISOPHORONE	550	U	
NAPHTHALENE	73	J	P
NITROBENZENE	110	U	
N-NITROSO-DI-N-PROPYLAMINE	110	U	
N-NITROSODIPHENYLAMINE	110	U	
PENTACHLOROPHENOL	550	U	
PHENANTHRENE	220		
PHENOL	110	U	

nsample	FMC-13DL
samp_date	10/30/2007
lab_id	C7K020180006
qc_type	NM
units	UG/KG
Pct_Solids	30.0
DUP_OF:	

Parameter	Result	Val Qual	Qual Code
PYRENE	650		

PROJ_NO: 00998

SDG: C7K020180 MEDIA: SOIL DATA FRACTION: OS

nsample	FMC-14DL
samp_date	10/30/2007
lab_id	C7K020180007
qc_type	NM
units	UG/KG
Pct_Solids	28.0
DUP_OF:	

Parameter	Result	Val Qual	Qual Code
1,1-BIPHENYL	590	UJ	Y
2,2'-OXYBIS(1-CHLOROPROPANE)	120	UJ	Y
2,4,5-TRICHLOROPHENOL	590	UJ	Y
2,4,6-TRICHLOROPHENOL	590	UJ	Y
2,4-DICHLOROPHENOL	120	UJ	Y
2,4-DIMETHYLPHENOL	590	UJ	Y
2,4-DINITROPHENOL	3100	UJ	Y
2,4-DINITROTOLUENE	590	UJ	Y
2,6-DINITROTOLUENE	590	UJ	Y
2-CHLORONAPHTHALENE	120	UJ	Y
2-CHLOROPHENOL	590	UJ	Y
2-METHYLNAPHTHALENE	77	J	PY
2-METHYLPHENOL	590	UJ	Y
2-NITROANILINE	3100	UJ	Y
2-NITROPHENOL	590	UJ	Y
3,3'-DICHLOROBENZIDINE	590	UJ	Y
3-NITROANILINE	3100	UJ	Y
4,6-DINITRO-2-METHYLPHENOL	3100	UJ	Y
4-BROMOPHENYL PHENYL ETHER	590	UJ	Y
4-CHLORO-3-METHYLPHENOL	590	UJ	Y
4-CHLOROANILINE	590	UJ	Y
4-CHLOROPHENYL PHENYL ETHER	590	UJ	Y
4-METHYLPHENOL	590	UJ	Y
4-NITROANILINE	3100	UJ	Y
4-NITROPHENOL	3100	UJ	Y
ACENAPHTHENE	120	UJ	Y
ACENAPHTHYLENE	170	J	Y
ACETOPHENONE	590	UJ	Y
ANTHRACENE	200	J	Y
ATRAZINE	590	UJ	Y
BENZALDEHYDE	470	J	PY
BENZO(A)ANTHRACENE	400	J	Y

nsample	FMC-14DL
samp_date	10/30/2007
lab_id	C7K020180007
qc_type	NM
units	UG/KG
Pct_Solids	28.0
DUP_OF:	

Parameter	Result	Val Qual	Qual Code
BENZO(A)PYRENE	490	J	Y
BENZO(B)FLUORANTHENE	680	J	Y
BENZO(G,H,I)PERYLENE	520	J	Y
BENZO(K)FLUORANTHENE	120	UJ	Y
BIS(2-CHLOROETHOXY)METHANE	590	UJ	Y
BIS(2-CHLOROETHYL)ETHER	120	UJ	Y
BIS(2-ETHYLHEXYL)PHTHALATE	260	J	PY
BUTYL BENZYL PHTHALATE	190	J	PY
CAPROLACTAM	240	J	PY
CARBAZOLE	35	J	PY
CHRYSENE	440	J	Y
DIBENZO(A,H)ANTHRACENE	110	J	PY
DIBENZOFURAN	35	J	PY
DIETHYL PHTHALATE	590	UJ	Y
DIMETHYL PHTHALATE	590	UJ	Y
DI-N-BUTYL PHTHALATE	590	UJ	Y
DI-N-OCTYL PHTHALATE	590	UJ	Y
FLUORANTHENE	720	J	Y
FLUORENE	71	J	PY
HEXACHLOROBENZENE	120	UJ	Y
HEXACHLOROBUTADIENE	120	UJ	Y
HEXACHLOROCYCLOPENTADIENE	590	UJ	Y
HEXACHLOROETHANE	590	UJ	Y
INDENO(1,2,3-CD)PYRENE	420	J	Y
ISOPHORONE	590	UJ	Y
NAPHTHALENE	85	J	PY
NITROBENZENE	120	UJ	Y
N-NITROSO-DI-N-PROPYLAMINE	120	UJ	Y
N-NITROSODIPHENYLAMINE	120	UJ	Y
PENTACHLOROPHENOL	590	UJ	Y
PHENANTHRENE	260	J	Y
PHENOL	120	UJ	Y

nsample	FMC-14DL
samp_date	10/30/2007
lab_id	C7K020180007
qc_type	NM
units	UG/KG
Pct_Solids	28.0
DUP_OF:	

Parameter	Result	Val Qual	Qual Code
PYRENE	820	J	Y

PROJ_NO: 00998

SDG: C7K020180 MEDIA: SOIL DATA FRACTION: OS

nsample	FMC-15DL
samp_date	10/31/2007
lab_id	C7K020180008
qc_type	NM
units	UG/KG
Pct_Solids	74.0
DUP_OF:	

Parameter	Result	Val Qual	Qual Code
1,1-BIPHENYL	31	U	
2,2'-OXYBIS(1-CHLOROPROPANE)	6.4	U	
2,4,5-TRICHLOROPHENOL	31	U	
2,4,6-TRICHLOROPHENOL	31	U	
2,4-DICHLOROPHENOL	6.4	U	
2,4-DIMETHYLPHENOL	31	U	
2,4-DINITROPHENOL	160	U	
2,4-DINITROTOLUENE	31	U	
2,6-DINITROTOLUENE	31	U	
2-CHLORONAPHTHALENE	6.4	U	
2-CHLOROPHENOL	31	U	
2-METHYLNAPHTHALENE	1.8	J	P
2-METHYLPHENOL	31	U	
2-NITROANILINE	160	U	
2-NITROPHENOL	31	U	
3,3'-DICHLOROBENZIDINE	31	U	
3-NITROANILINE	160	U	
4,6-DINITRO-2-METHYLPHENOL	160	U	
4-BROMOPHENYL PHENYL ETHER	31	U	
4-CHLORO-3-METHYLPHENOL	31	U	
4-CHLOROANILINE	31	U	
4-CHLOROPHENYL PHENYL ETHER	31	U	
4-METHYLPHENOL	31	U	
4-NITROANILINE	160	U	
4-NITROPHENOL	160	U	
ACENAPHTHENE	6.4	U	
ACENAPHTHYLENE	3.9	J	P
ACETOPHENONE	2.3	J	P
ANTHRACENE	4.4	J	P
ATRAZINE	31	U	
BENZALDEHYDE	25	J	P
BENZO(A)ANTHRACENE	7.6		

nsample	FMC-15DL
samp_date	10/31/2007
lab_id	C7K020180008
qc_type	NM
units	UG/KG
Pct_Solids	74.0
DUP_OF:	

Parameter	Result	Val Qual	Qual Code
BENZO(A)PYRENE	8.6		
BENZO(B)FLUORANTHENE	12		
BENZO(G,H,I)PERYLENE	8.4		
BENZO(K)FLUORANTHENE	4.1	J	P
BIS(2-CHLOROETHOXY)METHANE	31	U	
BIS(2-CHLOROETHYL)ETHER	6.4	U	
BIS(2-ETHYLHEXYL)PHTHALATE	20	J	P
BUTYL BENZYL PHTHALATE	15	J	P
CAPROLACTAM	23	J	P
CARBAZOLE	6.4	U	
CHRYSENE	7.8		
DIBENZO(A,H)ANTHRACENE	6.4	U	
DIBENZOFURAN	31	U	
DIETHYL PHTHALATE	6.4	B	A
DIMETHYL PHTHALATE	31	U	
DI-N-BUTYL PHTHALATE	5.7	J	P
DI-N-OCTYL PHTHALATE	31	U	
FLUORANTHENE	15		
FLUORENE	2.3	J	P
HEXACHLOROBENZENE	6.4	U	
HEXACHLOROBUTADIENE	6.4	U	
HEXACHLOROCYCLOPENTADIENE	31	UR	D
HEXACHLOROETHANE	31	U	
INDENO(1,2,3-CD)PYRENE	6.9		
ISOPHORONE	31	U	
NAPHTHALENE	2	J	P
NITROBENZENE	6.4	U	
N-NITROSO-DI-N-PROPYLAMINE	6.4	U	
N-NITROSODIPHENYLAMINE	6.4	U	
PENTACHLOROPHENOL	31	U	
PHENANTHRENE	7.7		
PHENOL	6.4	U	

nsample	FMC-15DL
samp_date	10/31/2007
lab_id	C7K020180008
qc_type	NM
units	UG/KG
Pct_Solids	74.0
DUP_OF:	

Parameter	Result	Val Qual	Qual Code
PYRENE	13		

PROJ_NO: 00998

SDG: C7K020180 MEDIA: SOIL DATA FRACTION: OS

nsample	FMC-16DL
samp_date	10/31/2007
lab_id	C7K020180009
qc_type	NM
units	UG/KG
Pct_Solids	73.0
DUP_OF:	

Parameter	Result	Val Qual	Qual Code
1,1-BIPHENYL	32	U	
2,2'-OXYBIS(1-CHLOROPROPANE)	6.4	U	
2,4,5-TRICHLOROPHENOL	32	U	
2,4,6-TRICHLOROPHENOL	32	U	
2,4-DICHLOROPHENOL	6.4	U	
2,4-DIMETHYLPHENOL	32	U	
2,4-DINITROPHENOL	160	U	
2,4-DINITROTOLUENE	32	U	
2,6-DINITROTOLUENE	32	U	
2-CHLORONAPHTHALENE	6.4	U	
2-CHLOROPHENOL	32	U	
2-METHYLNAPHTHALENE	6.4	U	
2-METHYLPHENOL	32	U	
2-NITROANILINE	160	U	
2-NITROPHENOL	32	U	
3,3'-DICHLOROBENZIDINE	32	U	
3-NITROANILINE	160	U	
4,6-DINITRO-2-METHYLPHENOL	160	U	
4-BROMOPHENYL PHENYL ETHER	32	U	
4-CHLORO-3-METHYLPHENOL	32	U	
4-CHLOROANILINE	32	U	
4-CHLOROPHENYL PHENYL ETHER	32	U	
4-METHYLPHENOL	32	U	
4-NITROANILINE	160	U	
4-NITROPHENOL	160	U	
ACENAPHTHENE	6.4	U	
ACENAPHTHYLENE	2.8	J	P
ACETOPHENONE	1.9	J	P
ANTHRACENE	3.1	J	P
ATRAZINE	32	U	
BENZALDEHYDE	25	J	P
BENZO(A)ANTHRACENE	4.8	J	P

nsample	FMC-16DL
samp_date	10/31/2007
lab_id	C7K020180009
qc_type	NM
units	UG/KG
Pct_Solids	73.0
DUP_OF:	

Parameter	Result	Val Qual	Qual Code
BENZO(A)PYRENE	6.9		
BENZO(B)FLUORANTHENE	8		
BENZO(G,H,I)PERYLENE	7.2		
BENZO(K)FLUORANTHENE	6.4	U	
BIS(2-CHLOROETHOXY)METHANE	32	U	
BIS(2-CHLOROETHYL)ETHER	6.4	U	
BIS(2-ETHYLHEXYL)PHTHALATE	21	J	P
BUTYL BENZYL PHTHALATE	15	J	P
CAPROLACTAM	28	J	P
CARBAZOLE	6.4	U	
CHRYSENE	6.6		
DIBENZO(A,H)ANTHRACENE	6.4	U	
DIBENZOFURAN	32	U	
DIETHYL PHTHALATE	4.6	B	A
DIMETHYL PHTHALATE	32	U	
DI-N-BUTYL PHTHALATE	6.5	J	P
DI-N-OCTYL PHTHALATE	32	U	
FLUORANTHENE	9.6		
FLUORENE	6.4	U	
HEXACHLOROBENZENE	6.4	U	
HEXACHLOROBUTADIENE	6.4	U	
HEXACHLOROCYCLOPENTADIENE	32	U	
HEXACHLOROETHANE	32	U	
INDENO(1,2,3-CD)PYRENE	5.3	J	P
ISOPHORONE	32	U	
NAPHTHALENE	1.5	J	P
NITROBENZENE	6.4	U	
N-NITROSO-DI-N-PROPYLAMINE	6.4	U	
N-NITROSODIPHENYLAMINE	6.4	U	
PENTACHLOROPHENOL	32	U	
PHENANTHRENE	5.3	J	P
PHENOL	6.4	U	

nsample	FMC-16DL
samp_date	10/31/2007
lab_id	C7K020180009
qc_type	NM
units	UG/KG
Pct_Solids	73.0
DUP_OF:	

Parameter	Result	Val Qual	Qual Code
PYRENE	9.9		

PROJ_NO: 00998

SDG: C7K020180 MEDIA: SOIL DATA FRACTION: OS

nsample	FMC-17DL	nsample	FMC-17DL	nsample	FMC-17DL
samp_date	10/31/2007	samp_date	10/31/2007	samp_date	10/31/2007
lab_id	C7K020180010	lab_id	C7K020180010	lab_id	C7K020180010
qc_type	NM	qc_type	NM	qc_type	NM
units	UG/KG	units	UG/KG	units	UG/KG
Pct_Solids	68.0	Pct_Solids	68.0	Pct_Solids	68.0
DUP_OF:		DUP_OF:		DUP_OF:	

Parameter	Result	Val Qual	Qual Code
1,1-BIPHENYL	160	U	
2,2'-OXYBIS(1-CHLOROPROPANE)	32	U	
2,4,5-TRICHLOROPHENOL	160	U	
2,4,6-TRICHLOROPHENOL	160	U	
2,4-DICHLOROPHENOL	32	U	
2,4-DIMETHYLPHENOL	160	U	
2,4-DINITROPHENOL	810	U	
2,4-DINITROTOLUENE	160	U	
2,6-DINITROTOLUENE	160	U	
2-CHLORONAPHTHALENE	32	U	
2-CHLOROPHENOL	160	U	
2-METHYLNAPHTHALENE	8.9	J	P
2-METHYLPHENOL	160	U	
2-NITROANILINE	810	U	
2-NITROPHENOL	160	U	
3,3'-DICHLOROBENZIDINE	160	U	
3-NITROANILINE	810	U	
4,6-DINITRO-2-METHYLPHENOL	810	U	
4-BROMOPHENYL PHENYL ETHER	160	U	
4-CHLORO-3-METHYLPHENOL	160	U	
4-CHLOROANILINE	160	U	
4-CHLOROPHENYL PHENYL ETHER	160	U	
4-METHYLPHENOL	160	U	
4-NITROANILINE	810	U	
4-NITROPHENOL	810	U	
ACENAPHTHENE	32	U	
ACENAPHTHYLENE	26	J	P
ACETOPHENONE	160	U	
ANTHRACENE	27	J	P
ATRAZINE	160	U	
BENZALDEHYDE	120	J	P
BENZO(A)ANTHRACENE	46		

Parameter	Result	Val Qual	Qual Code
BENZO(A)PYRENE	53		
BENZO(B)FLUORANTHENE	79		
BENZO(G,H,I)PERYLENE	58		
BENZO(K)FLUORANTHENE	32	U	
BIS(2-CHLOROETHOXY)METHANE	160	U	
BIS(2-CHLOROETHYL)ETHER	32	U	
BIS(2-ETHYLHEXYL)PHTHALATE	66	J	P
BUTYL BENZYL PHTHALATE	50	J	P
CAPROLACTAM	160	U	
CARBAZOLE	32	U	
CHRYSENE	51		
DIBENZO(A,H)ANTHRACENE	13	J	P
DIBENZOFURAN	160	U	
DIETHYL PHTHALATE	160	U	
DIMETHYL PHTHALATE	160	U	
DI-N-BUTYL PHTHALATE	160	U	
DI-N-OCTYL PHTHALATE	160	U	
FLUORANTHENE	85		
FLUORENE	7.9	J	P
HEXACHLOROBENZENE	32	U	
HEXACHLOROBUTADIENE	32	U	
HEXACHLOROCYCLOPENTADIENE	160	U	
HEXACHLOROETHANE	160	U	
INDENO(1,2,3-CD)PYRENE	48		
ISOPHORONE	160	U	
NAPHTHALENE	11	J	P
NITROBENZENE	32	U	
N-NITROSO-DI-N-PROPYLAMINE	32	U	
N-NITROSODIPHENYLAMINE	32	U	
PENTACHLOROPHENOL	160	U	
PHENANTHRENE	33		
PHENOL	32	U	

Parameter	Result	Val Qual	Qual Code
PYRENE	84		

PROJ_NO: 00998

SDG: C7K020180 MEDIA: SOIL DATA FRACTION: OS

nsample	FMC-18DL
samp_date	10/31/2007
lab_id	C7K020180011
qc_type	NM
units	UG/KG
Pct_Solids	30.0
DUP_OF:	

Parameter	Result	Val Qual	Qual Code
1,1-BIPHENYL	550	U	
2,2'-OXYBIS(1-CHLOROPROPANE)	110	U	
2,4,5-TRICHLOROPHENOL	550	U	
2,4,6-TRICHLOROPHENOL	550	U	
2,4-DICHLOROPHENOL	110	U	
2,4-DIMETHYLPHENOL	550	U	
2,4-DINITROPHENOL	2800	U	
2,4-DINITROTOLUENE	550	U	
2,6-DINITROTOLUENE	550	U	
2-CHLORONAPHTHALENE	110	U	
2-CHLOROPHENOL	550	U	
2-METHYLNAPHTHALENE	60	J	P
2-METHYLPHENOL	550	U	
2-NITROANILINE	2800	U	
2-NITROPHENOL	550	U	
3,3'-DICHLOROBENZIDINE	550	U	
3-NITROANILINE	2800	U	
4,6-DINITRO-2-METHYLPHENOL	2800	U	
4-BROMOPHENYL PHENYL ETHER	550	U	
4-CHLORO-3-METHYLPHENOL	550	U	
4-CHLOROANILINE	550	U	
4-CHLOROPHENYL PHENYL ETHER	550	U	
4-METHYLPHENOL	45	J	P
4-NITROANILINE	2800	U	
4-NITROPHENOL	2800	U	
ACENAPHTHENE	110	U	
ACENAPHTHYLENE	110		
ACETOPHENONE	550	U	
ANTHRACENE	110	U	
ATRAZINE	550	U	
BENZALDEHYDE	450	J	P
BENZO(A)ANTHRACENE	230		

nsample	FMC-18DL
samp_date	10/31/2007
lab_id	C7K020180011
qc_type	NM
units	UG/KG
Pct_Solids	30.0
DUP_OF:	

Parameter	Result	Val Qual	Qual Code
BENZO(A)PYRENE	340		
BENZO(B)FLUORANTHENE	510		
BENZO(G,H,I)PERYLENE	370		
BENZO(K)FLUORANTHENE	110	U	
BIS(2-CHLOROETHOXY)METHANE	550	U	
BIS(2-CHLOROETHYL)ETHER	110	U	
BIS(2-ETHYLHEXYL)PHTHALATE	260	J	P
BUTYL BENZYL PHTHALATE	170	J	P
CAPROLACTAM	210	J	P
CARBAZOLE	110	U	
CHRYSENE	300		
DIBENZO(A,H)ANTHRACENE	77	J	P
DIBENZOFURAN	550	U	
DIETHYL PHTHALATE	550	U	
DIMETHYL PHTHALATE	550	U	
DI-N-BUTYL PHTHALATE	550	U	
DI-N-OCTYL PHTHALATE	550	U	
FLUORANTHENE	470		
FLUORENE	49	J	P
HEXACHLOROBENZENE	110	U	
HEXACHLOROBUTADIENE	110	U	
HEXACHLOROCYCLOPENTADIENE	550	U	
HEXACHLOROETHANE	550	U	
INDENO(1,2,3-CD)PYRENE	290		
ISOPHORONE	550	U	
NAPHTHALENE	60	J	P
NITROBENZENE	110	U	
N-NITROSO-DI-N-PROPYLAMINE	110	U	
N-NITROSODIPHENYLAMINE	110	U	
PENTACHLOROPHENOL	550	U	
PHENANTHRENE	180		
PHENOL	110	U	

nsample	FMC-18DL
samp_date	10/31/2007
lab_id	C7K020180011
qc_type	NM
units	UG/KG
Pct_Solids	30.0
DUP_OF:	

Parameter	Result	Val Qual	Qual Code
PYRENE	520		

PROJ_NO: 00998

SDG: C7K020180 MEDIA: SOIL DATA FRACTION: OS

nsample	FMC-19DL	nsample	FMC-19DL	nsample	FMC-19DL
samp_date	10/31/2007	samp_date	10/31/2007	samp_date	10/31/2007
lab_id	C7K020180012	lab_id	C7K020180012	lab_id	C7K020180012
qc_type	NM	qc_type	NM	qc_type	NM
units	UG/KG	units	UG/KG	units	UG/KG
Pct_Solids	32.0	Pct_Solids	32.0	Pct_Solids	32.0
DUP_OF:		DUP_OF:		DUP_OF:	

Parameter	Result	Val Qual	Qual Code
1,1-BIPHENYL	520	U	
2,2'-OXYBIS(1-CHLOROPROPANE)	100	U	
2,4,5-TRICHLOROPHENOL	520	U	
2,4,6-TRICHLOROPHENOL	520	U	
2,4-DICHLOROPHENOL	100	U	
2,4-DIMETHYLPHENOL	520	U	
2,4-DINITROPHENOL	2700	U	
2,4-DINITROTOLUENE	520	U	
2,6-DINITROTOLUENE	520	U	
2-CHLORONAPHTHALENE	100	U	
2-CHLOROPHENOL	520	U	
2-METHYLNAPHTHALENE	69	J	P
2-METHYLPHENOL	520	U	
2-NITROANILINE	2700	U	
2-NITROPHENOL	520	U	
3,3'-DICHLOROBENZIDINE	520	U	
3-NITROANILINE	2700	U	
4,6-DINITRO-2-METHYLPHENOL	2700	U	
4-BROMOPHENYL PHENYL ETHER	520	U	
4-CHLORO-3-METHYLPHENOL	520	U	
4-CHLOROANILINE	520	U	
4-CHLOROPHENYL PHENYL ETHER	520	U	
4-METHYLPHENOL	35	J	P
4-NITROANILINE	2700	U	
4-NITROPHENOL	2700	U	
ACENAPHTHENE	27	J	P
ACENAPHTHYLENE	120		
ACETOPHENONE	520	U	
ANTHRACENE	160		
ATRAZINE	520	U	
BENZALDEHYDE	420	J	P
BENZO(A)ANTHRACENE	330		
BENZO(A)PYRENE	400		
BENZO(B)FLUORANTHENE	750		
BENZO(G,H,I)PERYLENE	450		
BENZO(K)FLUORANTHENE	100	U	
BIS(2-CHLOROETHOXY)METHANE	520	U	
BIS(2-CHLOROETHYL)ETHER	100	U	
BIS(2-ETHYLHEXYL)PHTHALATE	220	J	P
BUTYL BENZYL PHTHALATE	170	J	P
CAPROLACTAM	520	U	
CARBAZOLE	27	J	P
CHRYSENE	360		
DIBENZO(A,H)ANTHRACENE	69	J	P
DIBENZOFURAN	520	U	
DIETHYL PHTHALATE	520	U	
DIMETHYL PHTHALATE	520	U	
DI-N-BUTYL PHTHALATE	520	U	
DI-N-OCTYL PHTHALATE	520	U	
FLUORANTHENE	590		
FLUORENE	63	J	P
HEXACHLOROBENZENE	100	U	
HEXACHLOROBUTADIENE	100	U	
HEXACHLOROCYCLOPENTADIENE	520	U	
HEXACHLOROETHANE	520	U	
INDENO(1,2,3-CD)PYRENE	350		
ISOPHORONE	520	U	
NAPHTHALENE	83	J	P
NITROBENZENE	100	U	
N-NITROSO-DI-N-PROPYLAMINE	100	U	
N-NITROSODIPHENYLAMINE	100	U	
PENTACHLOROPHENOL	520	U	
PHENANTHRENE	210		
PHENOL	100	U	
PYRENE	640		

PROJ_NO: 00998

SDG: C7K020180 MEDIA: SOIL DATA FRACTION: OS

nsample	FMC-20DL
samp_date	10/31/2007
lab_id	C7K020180013
qc_type	NM
units	UG/KG
Pct_Solids	27.0
DUP_OF:	

Parameter	Result	Val Qual	Qual Code
1,1-BIPHENYL	600	UJ	Y
2,2'-OXYBIS(1-CHLOROPROPANE)	120	UJ	Y
2,4,5-TRICHLOROPHENOL	600	UJ	Y
2,4,6-TRICHLOROPHENOL	600	UJ	Y
2,4-DICHLOROPHENOL	120	UJ	Y
2,4-DIMETHYLPHENOL	600	UJ	Y
2,4-DINITROPHENOL	3100	UJ	Y
2,4-DINITROTOLUENE	600	UJ	Y
2,6-DINITROTOLUENE	600	UJ	Y
2-CHLORONAPHTHALENE	120	UJ	Y
2-CHLOROPHENOL	600	UJ	Y
2-METHYLNAPHTHALENE	51	J	PY
2-METHYLPHENOL	600	UJ	Y
2-NITROANILINE	3100	UJ	Y
2-NITROPHENOL	600	UJ	Y
3,3'-DICHLOROBENZIDINE	600	UJ	Y
3-NITROANILINE	3100	UJ	Y
4,6-DINITRO-2-METHYLPHENOL	3100	UJ	Y
4-BROMOPHENYL PHENYL ETHER	600	UJ	Y
4-CHLORO-3-METHYLPHENOL	600	UJ	Y
4-CHLOROANILINE	600	UJ	Y
4-CHLOROPHENYL PHENYL ETHER	600	UJ	Y
4-METHYLPHENOL	600	UJ	Y
4-NITROANILINE	3100	UJ	Y
4-NITROPHENOL	3100	UJ	Y
ACENAPHTHENE	120	UJ	Y
ACENAPHTHYLENE	110	J	PY
ACETOPHENONE	600	UJ	Y
ANTHRACENE	120	J	Y
ATRAZINE	600	UJ	Y
BENZALDEHYDE	480	J	PY
BENZO(A)ANTHRACENE	260	J	Y

nsample	FMC-20DL
samp_date	10/31/2007
lab_id	C7K020180013
qc_type	NM
units	UG/KG
Pct_Solids	27.0
DUP_OF:	

Parameter	Result	Val Qual	Qual Code
BENZO(A)PYRENE	330	J	Y
BENZO(B)FLUORANTHENE	430	J	Y
BENZO(G,H,I)PERYLENE	340	J	Y
BENZO(K)FLUORANTHENE	120	UJ	Y
BIS(2-CHLOROETHOXY)METHANE	600	UJ	Y
BIS(2-CHLOROETHYL)ETHER	120	UJ	Y
BIS(2-ETHYLHEXYL)PHTHALATE	250	J	PY
BUTYL BENZYL PHTHALATE	190	J	PY
CAPROLACTAM	600	UJ	Y
CARBAZOLE	120	UJ	Y
CHRYSENE	320	J	Y
DIBENZO(A,H)ANTHRACENE	68	J	PY
DIBENZOFURAN	600	UJ	Y
DIETHYL PHTHALATE	600	UJ	Y
DIMETHYL PHTHALATE	600	UJ	Y
DI-N-BUTYL PHTHALATE	600	UJ	Y
DI-N-OCTYL PHTHALATE	600	UJ	Y
FLUORANTHENE	520	J	Y
FLUORENE	54	J	PY
HEXACHLOROBENZENE	120	UJ	Y
HEXACHLOROBUTADIENE	120	UJ	Y
HEXACHLOROCYCLOPENTADIENE	600	UJ	Y
HEXACHLOROETHANE	600	UJ	Y
INDENO(1,2,3-CD)PYRENE	270	J	Y
ISOPHORONE	600	UJ	Y
NAPHTHALENE	54	J	PY
NITROBENZENE	120	UJ	Y
N-NITROSO-DI-N-PROPYLAMINE	120	UJ	Y
N-NITROSODIPHENYLAMINE	120	UJ	Y
PENTACHLOROPHENOL	600	UJ	Y
PHENANTHRENE	180	J	Y
PHENOL	120	UJ	Y

nsample	FMC-20DL
samp_date	10/31/2007
lab_id	C7K020180013
qc_type	NM
units	UG/KG
Pct_Solids	27.0
DUP_OF:	

Parameter	Result	Val Qual	Qual Code
PYRENE	570	J	Y

PROJ_NO: 00998

SDG: C7K020180 MEDIA: SOIL DATA FRACTION: OS

nsample	FMC-21DL	nsample	FMC-21DL	nsample	FMC-21DL
samp_date	10/31/2007	samp_date	10/31/2007	samp_date	10/31/2007
lab_id	C7K020180014	lab_id	C7K020180014	lab_id	C7K020180014
qc_type	NM	qc_type	NM	qc_type	NM
units	UG/KG	units	UG/KG	units	UG/KG
Pct_Solids	76.0	Pct_Solids	76.0	Pct_Solids	76.0
DUP_OF:		DUP_OF:		DUP_OF:	

Parameter	Result	Val Qual	Qual Code
1,1-BIPHENYL	33	U	
2,2'-OXYBIS(1-CHLOROPROPANE)	6.6	U	
2,4,5-TRICHLOROPHENOL	33	U	
2,4,6-TRICHLOROPHENOL	33	U	
2,4-DICHLOROPHENOL	6.6	U	
2,4-DIMETHYLPHENOL	33	U	
2,4-DINITROPHENOL	170	U	
2,4-DINITROTOLUENE	33	U	
2,6-DINITROTOLUENE	33	U	
2-CHLORONAPHTHALENE	6.6	U	
2-CHLOROPHENOL	33	U	
2-METHYLNAPHTHALENE	6.6	U	
2-METHYLPHENOL	33	U	
2-NITROANILINE	170	U	
2-NITROPHENOL	33	U	
3,3'-DICHLOROBENZIDINE	33	U	
3-NITROANILINE	170	U	
4,6-DINITRO-2-METHYLPHENOL	170	U	
4-BROMOPHENYL PHENYL ETHER	33	U	
4-CHLORO-3-METHYLPHENOL	33	U	
4-CHLOROANILINE	33	U	
4-CHLOROPHENYL PHENYL ETHER	33	U	
4-METHYLPHENOL	33	U	
4-NITROANILINE	170	U	
4-NITROPHENOL	170	U	
ACENAPHTHENE	1.7	J	P
ACENAPHTHYLENE	4.5	J	P
ACETOPHENONE	33	U	
ANTHRACENE	4.9	J	P
ATRAZINE	33	U	
BENZALDEHYDE	26	J	P
BENZO(A)ANTHRACENE	19		

Parameter	Result	Val Qual	Qual Code
BENZO(A)PYRENE	20		
BENZO(B)FLUORANTHENE	23		
BENZO(G,H,I)PERYLENE	16		
BENZO(K)FLUORANTHENE	6.6	U	
BIS(2-CHLOROETHOXY)METHANE	33	U	
BIS(2-CHLOROETHYL)ETHER	6.6	U	
BIS(2-ETHYLHEXYL)PHTHALATE	18	J	P
BUTYL BENZYL PHTHALATE	15	J	P
CAPROLACTAM	27	J	P
CARBAZOLE	6.6	U	
CHRYSENE	19		
DIBENZO(A,H)ANTHRACENE	3.8	J	P
DIBENZOFURAN	33	U	
DIETHYL PHTHALATE	4.4	B	A
DIMETHYL PHTHALATE	33	U	
DI-N-BUTYL PHTHALATE	6.2	J	P
DI-N-OCTYL PHTHALATE	33	U	
FLUORANTHENE	42		
FLUORENE	2	J	P
HEXACHLOROBENZENE	6.6	U	
HEXACHLOROBUTADIENE	6.6	U	
HEXACHLOROCYCLOPENTADIENE	33	U	
HEXACHLOROETHANE	33	U	
INDENO(1,2,3-CD)PYRENE	14		
ISOPHORONE	33	U	
NAPHTHALENE	1.7	J	P
NITROBENZENE	6.6	U	
N-NITROSO-DI-N-PROPYLAMINE	6.6	U	
N-NITROSODIPHENYLAMINE	6.6	U	
PENTACHLOROPHENOL	33	U	
PHENANTHRENE	12		
PHENOL	6.6	U	

Parameter	Result	Val Qual	Qual Code
PYRENE	41		

PROJ_NO: 00998

SDG: C7K020180 MEDIA: SOIL DATA FRACTION: OS

nsample	FMC-22DL
samp_date	10/31/2007
lab_id	C7K020180015
qc_type	NM
units	UG/KG
Pct_Solids	75.0
DUP_OF:	

Parameter	Result	Val Qual	Qual Code
1,1-BIPHENYL	33	U	
2,2'-OXYBIS(1-CHLOROPROPANE)	6.7	U	
2,4,5-TRICHLOROPHENOL	33	U	
2,4,6-TRICHLOROPHENOL	33	U	
2,4-DICHLOROPHENOL	6.7	U	
2,4-DIMETHYLPHENOL	33	U	
2,4-DINITROPHENOL	170	U	
2,4-DINITROTOLUENE	33	U	
2,6-DINITROTOLUENE	33	U	
2-CHLORONAPHTHALENE	6.7	U	
2-CHLOROPHENOL	33	U	
2-METHYLNAPHTHALENE	6.7	U	
2-METHYLPHENOL	33	U	
2-NITROANILINE	170	U	
2-NITROPHENOL	33	U	
3,3'-DICHLOROBENZIDINE	33	U	
3-NITROANILINE	170	U	
4,6-DINITRO-2-METHYLPHENOL	170	U	
4-BROMOPHENYL PHENYL ETHER	33	U	
4-CHLORO-3-METHYLPHENOL	33	U	
4-CHLOROANILINE	33	U	
4-CHLOROPHENYL PHENYL ETHER	33	U	
4-METHYLPHENOL	33	U	
4-NITROANILINE	170	U	
4-NITROPHENOL	170	U	
ACENAPHTHENE	6.7	U	
ACENAPHTHYLENE	2.3	J	P
ACETOPHENONE	33	U	
ANTHRACENE	2.4	J	P
ATRAZINE	33	U	
BENZALDEHYDE	33	U	
BENZO(A)ANTHRACENE	3.6	J	P

nsample	FMC-22DL
samp_date	10/31/2007
lab_id	C7K020180015
qc_type	NM
units	UG/KG
Pct_Solids	75.0
DUP_OF:	

Parameter	Result	Val Qual	Qual Code
BENZO(A)PYRENE	4.9	J	P
BENZO(B)FLUORANTHENE	6.4	J	P
BENZO(G,H,I)PERYLENE	5.6	J	P
BENZO(K)FLUORANTHENE	6.7	U	
BIS(2-CHLOROETHOXY)METHANE	33	U	
BIS(2-CHLOROETHYL)ETHER	6.7	U	
BIS(2-ETHYLHEXYL)PHTHALATE	16	J	P
BUTYL BENZYL PHTHALATE	15	J	P
CAPROLACTAM	27	J	P
CARBAZOLE	6.7	U	
CHRYSENE	4.9	J	P
DIBENZO(A,H)ANTHRACENE	6.7	U	
DIBENZOFURAN	33	U	
DIETHYL PHTHALATE	4.7	B	A
DIMETHYL PHTHALATE	33	U	
DI-N-BUTYL PHTHALATE	6	J	P
DI-N-OCTYL PHTHALATE	33	U	
FLUORANTHENE	7.2		
FLUORENE	6.7	U	
HEXACHLOROBENZENE	6.7	U	
HEXACHLOROBUTADIENE	6.7	U	
HEXACHLOROCYCLOPENTADIENE	33	U	
HEXACHLOROETHANE	33	U	
INDENO(1,2,3-CD)PYRENE	4.4	J	P
ISOPHORONE	33	U	
NAPHTHALENE	6.7	U	
NITROBENZENE	6.7	U	
N-NITROSO-DI-N-PROPYLAMINE	6.7	U	
N-NITROSODIPHENYLAMINE	6.7	U	
PENTACHLOROPHENOL	33	U	
PHENANTHRENE	4.3	J	P
PHENOL	6.7	U	

nsample	FMC-22DL
samp_date	10/31/2007
lab_id	C7K020180015
qc_type	NM
units	UG/KG
Pct_Solids	75.0
DUP_OF:	

Parameter	Result	Val Qual	Qual Code
PYRENE	7.8		

PROJ_NO: 00998

SDG: C7K020180 MEDIA: SOIL DATA FRACTION: OS

nsample	FMC-23DL	nsample	FMC-23DL	nsample	FMC-23DL
samp_date	10/31/2007	samp_date	10/31/2007	samp_date	10/31/2007
lab_id	C7K020180016	lab_id	C7K020180016	lab_id	C7K020180016
qc_type	NM	qc_type	NM	qc_type	NM
units	UG/KG	units	UG/KG	units	UG/KG
Pct_Solids	71.0	Pct_Solids	71.0	Pct_Solids	71.0
DUP_OF:		DUP_OF:		DUP_OF:	

Parameter	Result	Val Qual	Qual Code
1,1-BIPHENYL	65	U	
2,2'-OXYBIS(1-CHLOROPROPANE)	13	U	
2,4,5-TRICHLOROPHENOL	65	U	
2,4,6-TRICHLOROPHENOL	65	U	
2,4-DICHLOROPHENOL	13	U	
2,4-DIMETHYLPHENOL	65	U	
2,4-DINITROPHENOL	340	U	
2,4-DINITROTOLUENE	65	U	
2,6-DINITROTOLUENE	65	U	
2-CHLORONAPHTHALENE	13	U	
2-CHLOROPHENOL	65	U	
2-METHYLNAPHTHALENE	5.5	J	P
2-METHYLPHENOL	65	U	
2-NITROANILINE	340	U	
2-NITROPHENOL	65	U	
3,3'-DICHLOROBENZIDINE	65	U	
3-NITROANILINE	340	U	
4,6-DINITRO-2-METHYLPHENOL	340	U	
4-BROMOPHENYL PHENYL ETHER	65	U	
4-CHLORO-3-METHYLPHENOL	65	U	
4-CHLOROANILINE	65	U	
4-CHLOROPHENYL PHENYL ETHER	65	U	
4-METHYLPHENOL	65	U	
4-NITROANILINE	340	U	
4-NITROPHENOL	340	U	
ACENAPHTHENE	13	U	
ACENAPHTHYLENE	15		
ACETOPHENONE	65	U	
ANTHRACENE	16		
ATRAZINE	65	U	
BENZALDEHYDE	52	J	P
BENZO(A)ANTHRACENE	28		

Parameter	Result	Val Qual	Qual Code
BENZO(A)PYRENE	35		
BENZO(B)FLUORANTHENE	45		
BENZO(G,H,I)PERYLENE	39		
BENZO(K)FLUORANTHENE	13	U	
BIS(2-CHLOROETHOXY)METHANE	65	U	
BIS(2-CHLOROETHYL)ETHER	13	U	
BIS(2-ETHYLHEXYL)PHTHALATE	32	J	P
BUTYL BENZYL PHTHALATE	23	J	P
CAPROLACTAM	32	J	P
CARBAZOLE	13	U	
CHRYSENE	33		
DIBENZO(A,H)ANTHRACENE	8.5	J	P
DIBENZOFURAN	65	U	
DIETHYL PHTHALATE	65	U	
DIMETHYL PHTHALATE	65	U	
DI-N-BUTYL PHTHALATE	65	U	
DI-N-OCTYL PHTHALATE	59	J	P
FLUORANTHENE	53		
FLUORENE	5.9	J	P
HEXACHLOROBENZENE	13	U	
HEXACHLOROBUTADIENE	13	U	
HEXACHLOROCYCLOPENTADIENE	65	U	
HEXACHLOROETHANE	65	U	
INDENO(1,2,3-CD)PYRENE	31		
ISOPHORONE	65	U	
NAPHTHALENE	6.3	J	P
NITROBENZENE	13	U	
N-NITROSO-DI-N-PROPYLAMINE	13	U	
N-NITROSODIPHENYLAMINE	13	U	
PENTACHLOROPHENOL	65	U	
PHENANTHRENE	21		
PHENOL	13	U	

Parameter	Result	Val Qual	Qual Code
PYRENE	53		

PROJ_NO: 00998

SDG: C7K020180 MEDIA: SOIL DATA FRACTION: OS

nsample	FMC-24DL
samp_date	10/30/2007
lab_id	C7K020180001
qc_type	NM
units	UG/KG
Pct_Solids	21.0
DUP_OF:	

Parameter	Result	Val Qual	Qual Code
1,1-BIPHENYL	390	UJ	Y
2,2'-OXYBIS(1-CHLOROPROPANE)	80	UJ	Y
2,4,5-TRICHLOROPHENOL	390	UJ	Y
2,4,6-TRICHLOROPHENOL	390	UJ	Y
2,4-DICHLOROPHENOL	80	UJ	Y
2,4-DIMETHYLPHENOL	390	UJ	Y
2,4-DINITROPHENOL	2000	UJ	Y
2,4-DINITROTOLUENE	390	UJ	Y
2,6-DINITROTOLUENE	390	UJ	Y
2-CHLORONAPHTHALENE	80	UJ	Y
2-CHLOROPHENOL	390	UJ	Y
2-METHYLNAPHTHALENE	76	J	PY
2-METHYLPHENOL	390	UJ	Y
2-NITROANILINE	2000	UJ	Y
2-NITROPHENOL	390	UJ	Y
3,3'-DICHLOROBENZIDINE	390	UJ	Y
3-NITROANILINE	2000	UJ	Y
4,6-DINITRO-2-METHYLPHENOL	2000	UJ	Y
4-BROMOPHENYL PHENYL ETHER	390	UJ	Y
4-CHLORO-3-METHYLPHENOL	390	UJ	Y
4-CHLOROANILINE	390	UJ	Y
4-CHLOROPHENYL PHENYL ETHER	390	UJ	Y
4-METHYLPHENOL	51	J	PY
4-NITROANILINE	2000	UJ	Y
4-NITROPHENOL	2000	UJ	Y
ACENAPHTHENE	24	J	PY
ACENAPHTHYLENE	160	J	Y
ACETOPHENONE	390	UJ	Y
ANTHRACENE	170	J	Y
ATRAZINE	390	UJ	Y
BENZALDEHYDE	330	J	PY
BENZO(A)ANTHRACENE	310	J	Y

nsample	FMC-24DL
samp_date	10/30/2007
lab_id	C7K020180001
qc_type	NM
units	UG/KG
Pct_Solids	21.0
DUP_OF:	

Parameter	Result	Val Qual	Qual Code
BENZO(A)PYRENE	400	J	Y
BENZO(B)FLUORANTHENE	580	J	Y
BENZO(G,H,I)PERYLENE	430	J	Y
BENZO(K)FLUORANTHENE	80	UJ	Y
BIS(2-CHLOROETHOXY)METHANE	390	UJ	Y
BIS(2-CHLOROETHYL)ETHER	80	UJ	Y
BIS(2-ETHYLHEXYL)PHTHALATE	220	J	PY
BUTYL BENZYL PHTHALATE	130	J	PY
CAPROLACTAM	210	J	PY
CARBAZOLE	29	J	PY
CHRYSENE	360	J	Y
DIBENZO(A,H)ANTHRACENE	89	J	Y
DIBENZOFURAN	30	J	PY
DIETHYL PHTHALATE	43	B	A
DIMETHYL PHTHALATE	390	UJ	Y
DI-N-BUTYL PHTHALATE	390	UJ	Y
DI-N-OCTYL PHTHALATE	390	UJ	Y
FLUORANTHENE	600	J	Y
FLUORENE	67	J	PY
HEXACHLOROBENZENE	80	UJ	Y
HEXACHLOROBUTADIENE	80	UJ	Y
HEXACHLOROCYCLOPENTADIENE	390	UJ	Y
HEXACHLOROETHANE	390	UJ	Y
INDENO(1,2,3-CD)PYRENE	340	J	Y
ISOPHORONE	390	UJ	Y
NAPHTHALENE	85	J	Y
NITROBENZENE	80	UJ	Y
N-NITROSO-DI-N-PROPYLAMINE	80	UJ	Y
N-NITROSODIPHENYLAMINE	80	UJ	Y
PENTACHLOROPHENOL	390	UJ	Y
PHENANTHRENE	210	J	Y
PHENOL	80	UJ	Y

nsample	FMC-24DL
samp_date	10/30/2007
lab_id	C7K020180001
qc_type	NM
units	UG/KG
Pct_Solids	21.0
DUP_OF:	

Parameter	Result	Val Qual	Qual Code
PYRENE	610	J	Y

PROJ_NO: 00998

SDG: C7K020180 MEDIA: SOIL DATA FRACTION: OS

nsample	FMC-25DL	nsample	FMC-25DL	nsample	FMC-25DL
samp_date	10/31/2007	samp_date	10/31/2007	samp_date	10/31/2007
lab_id	C7K020180023	lab_id	C7K020180023	lab_id	C7K020180023
qc_type	NM	qc_type	NM	qc_type	NM
units	UG/KG	units	UG/KG	units	UG/KG
Pct_Solids	26.0	Pct_Solids	26.0	Pct_Solids	26.0
DUP_OF:		DUP_OF:		DUP_OF:	

Parameter	Result	Val Qual	Qual Code
1,1-BIPHENYL	320	UJ	Y
2,2'-OXYBIS(1-CHLOROPROPANE)	64	UJ	Y
2,4,5-TRICHLOROPHENOL	320	UJ	Y
2,4,6-TRICHLOROPHENOL	320	UJ	Y
2,4-DICHLOROPHENOL	64	UJ	Y
2,4-DIMETHYLPHENOL	320	UJ	Y
2,4-DINITROPHENOL	1600	UJ	Y
2,4-DINITROTOLUENE	320	UJ	Y
2,6-DINITROTOLUENE	320	UJ	Y
2-CHLORONAPHTHALENE	64	UJ	Y
2-CHLOROPHENOL	320	UJ	Y
2-METHYLNAPHTHALENE	86	J	Y
2-METHYLPHENOL	320	UJ	Y
2-NITROANILINE	1600	UJ	Y
2-NITROPHENOL	320	UJ	Y
3,3'-DICHLOROBENZIDINE	320	UJ	Y
3-NITROANILINE	1600	UJ	Y
4,6-DINITRO-2-METHYLPHENOL	1600	UJ	Y
4-BROMOPHENYL PHENYL ETHER	320	UJ	Y
4-CHLORO-3-METHYLPHENOL	320	UJ	Y
4-CHLOROANILINE	320	UJ	Y
4-CHLOROPHENYL PHENYL ETHER	320	UJ	Y
4-METHYLPHENOL	59	J	PY
4-NITROANILINE	1600	UJ	Y
4-NITROPHENOL	1600	UJ	Y
ACENAPHTHENE	30	J	PY
ACENAPHTHYLENE	160	J	Y
ACETOPHENONE	320	UJ	Y
ANTHRACENE	170	J	Y
ATRAZINE	320	UJ	Y
BENZALDEHYDE	64	J	PY
BENZO(A)ANTHRACENE	330	J	Y
BENZO(A)PYRENE	400	J	Y
BENZO(B)FLUORANTHENE	590	J	Y
BENZO(G,H,I)PERYLENE	490	J	Y
BENZO(K)FLUORANTHENE	240	J	Y
BIS(2-CHLOROETHOXY)METHANE	320	UJ	Y
BIS(2-CHLOROETHYL)ETHER	64	UJ	Y
BIS(2-ETHYLHEXYL)PHTHALATE	190	J	PY
BUTYL BENZYL PHTHALATE	320	UJ	Y
CAPROLACTAM	320	UJ	Y
CARBAZOLE	64	UJ	Y
CHRYSENE	430	J	Y
DIBENZO(A,H)ANTHRACENE	64	UJ	Y
DIBENZOFURAN	41	J	PY
DIETHYL PHTHALATE	320	UJ	Y
DIMETHYL PHTHALATE	320	UJ	Y
DI-N-BUTYL PHTHALATE	320	UJ	Y
DI-N-OCTYL PHTHALATE	320	UJ	Y
FLUORANTHENE	600	J	Y
FLUORENE	74	J	Y
HEXACHLOROBENZENE	64	UJ	Y
HEXACHLOROBUTADIENE	64	UJ	Y
HEXACHLOROCYCLOPENTADIENE	320	UJ	CY
HEXACHLOROETHANE	320	UJ	Y
INDENO(1,2,3-CD)PYRENE	470	J	Y
ISOPHORONE	320	UJ	Y
NAPHTHALENE	95	J	Y
NITROBENZENE	64	UJ	Y
N-NITROSO-DI-N-PROPYLAMINE	64	UJ	Y
N-NITROSODIPHENYLAMINE	64	UJ	Y
PENTACHLOROPHENOL	320	UJ	Y
PHENANTHRENE	260	J	Y
PHENOL	64	UJ	Y
PYRENE	840	J	Y

PROJ_NO: 00998

SDG: C7K020180 MEDIA: SOIL DATA FRACTION: OS

nsample	FMC-26DL
samp_date	10/31/2007
lab_id	C7K020180024
qc_type	NM
units	UG/KG
Pct_Solids	30.0
DUP_OF:	

Parameter	Result	Val Qual	Qual Code
1,1-BIPHENYL	280	U	
2,2'-OXYBIS(1-CHLOROPROPANE)	56	U	
2,4,5-TRICHLOROPHENOL	280	U	
2,4,6-TRICHLOROPHENOL	280	U	
2,4-DICHLOROPHENOL	56	U	
2,4-DIMETHYLPHENOL	280	U	
2,4-DINITROPHENOL	1400	U	
2,4-DINITROTOLUENE	280	U	
2,6-DINITROTOLUENE	280	U	
2-CHLORONAPHTHALENE	56	U	
2-CHLOROPHENOL	280	U	
2-METHYLNAPHTHALENE	75		
2-METHYLPHENOL	280	U	
2-NITROANILINE	1400	U	
2-NITROPHENOL	280	U	
3,3'-DICHLOROBENZIDINE	280	U	
3-NITROANILINE	1400	U	
4,6-DINITRO-2-METHYLPHENOL	1400	U	
4-BROMOPHENYL PHENYL ETHER	280	U	
4-CHLORO-3-METHYLPHENOL	280	U	
4-CHLOROANILINE	280	U	
4-CHLOROPHENYL PHENYL ETHER	280	U	
4-METHYLPHENOL	44	J	P
4-NITROANILINE	1400	U	
4-NITROPHENOL	1400	U	
ACENAPHTHENE	22	J	P
ACENAPHTHYLENE	110		
ACETOPHENONE	280	U	
ANTHRACENE	110		
ATRAZINE	280	U	
BENZALDEHYDE	37	J	P
BENZO(A)ANTHRACENE	230		

nsample	FMC-26DL
samp_date	10/31/2007
lab_id	C7K020180024
qc_type	NM
units	UG/KG
Pct_Solids	30.0
DUP_OF:	

Parameter	Result	Val Qual	Qual Code
BENZO(A)PYRENE	260		
BENZO(B)FLUORANTHENE	370		
BENZO(G,H,I)PERYLENE	300		
BENZO(K)FLUORANTHENE	130		
BIS(2-CHLOROETHOXY)METHANE	280	U	
BIS(2-CHLOROETHYL)ETHER	56	U	
BIS(2-ETHYLHEXYL)PHTHALATE	110	J	P
BUTYL BENZYL PHTHALATE	280	U	
CAPROLACTAM	280	U	
CARBAZOLE	56	U	
CHRYSENE	270		
DIBENZO(A,H)ANTHRACENE	60		
DIBENZOFURAN	33	J	P
DIETHYL PHTHALATE	280	U	
DIMETHYL PHTHALATE	280	U	
DI-N-BUTYL PHTHALATE	280	U	
DI-N-OCTYL PHTHALATE	280	U	
FLUORANTHENE	450		
FLUORENE	60		
HEXACHLOROBENZENE	56	U	
HEXACHLOROBUTADIENE	56	U	
HEXACHLOROCYCLOPENTADIENE	280	UJ	C
HEXACHLOROETHANE	280	U	
INDENO(1,2,3-CD)PYRENE	280		
ISOPHORONE	280	U	
NAPHTHALENE	84		
NITROBENZENE	56	U	
N-NITROSO-DI-N-PROPYLAMINE	56	U	
N-NITROSODIPHENYLAMINE	56	U	
PENTACHLOROPHENOL	280	U	
PHENANTHRENE	210		
PHENOL	56	U	

nsample	FMC-26DL
samp_date	10/31/2007
lab_id	C7K020180024
qc_type	NM
units	UG/KG
Pct_Solids	30.0
DUP_OF:	

Parameter	Result	Val Qual	Qual Code
PYRENE	590		

PROJ_NO: 00998

SDG: C7K020180 MEDIA: SOIL DATA FRACTION: OS

nsample	FMC-3DL
samp_date	10/31/2007
lab_id	C7K020180017
qc_type	NM
units	UG/KG
Pct_Solids	65.0
DUP_OF:	

Parameter	Result	Val Qual	Qual Code
1,1-BIPHENYL	160	U	
2,2'-OXYBIS(1-CHLOROPROPANE)	33	U	
2,4,5-TRICHLOROPHENOL	160	U	
2,4,6-TRICHLOROPHENOL	160	U	
2,4-DICHLOROPHENOL	33	U	
2,4-DIMETHYLPHENOL	160	U	
2,4-DINITROPHENOL	850	U	
2,4-DINITROTOLUENE	160	U	
2,6-DINITROTOLUENE	160	U	
2-CHLORONAPHTHALENE	33	U	
2-CHLOROPHENOL	160	U	
2-METHYLNAPHTHALENE	14	J	P
2-METHYLPHENOL	160	U	
2-NITROANILINE	850	U	
2-NITROPHENOL	160	U	
3,3'-DICHLOROBENZIDINE	160	U	
3-NITROANILINE	850	U	
4,6-DINITRO-2-METHYLPHENOL	850	U	
4-BROMOPHENYL PHENYL ETHER	160	U	
4-CHLORO-3-METHYLPHENOL	160	U	
4-CHLOROANILINE	160	U	
4-CHLOROPHENYL PHENYL ETHER	160	U	
4-METHYLPHENOL	160	U	
4-NITROANILINE	850	U	
4-NITROPHENOL	850	U	
ACENAPHTHENE	33	U	
ACENAPHTHYLENE	32	J	P
ACETOPHENONE	160	U	
ANTHRACENE	33		
ATRAZINE	160	U	
BENZALDEHYDE	130	J	P
BENZO(A)ANTHRACENE	59		

nsample	FMC-3DL
samp_date	10/31/2007
lab_id	C7K020180017
qc_type	NM
units	UG/KG
Pct_Solids	65.0
DUP_OF:	

Parameter	Result	Val Qual	Qual Code
BENZO(A)PYRENE	74		
BENZO(B)FLUORANTHENE	100		
BENZO(G,H,I)PERYLENE	83		
BENZO(K)FLUORANTHENE	33	U	
BIS(2-CHLOROETHOXY)METHANE	160	U	
BIS(2-CHLOROETHYL)ETHER	33	U	
BIS(2-ETHYLHEXYL)PHTHALATE	92	J	P
BUTYL BENZYL PHTHALATE	58	J	P
CAPROLACTAM	74	J	P
CARBAZOLE	33	U	
CHRYSENE	65		
DIBENZO(A,H)ANTHRACENE	16	J	P
DIBENZOFURAN	160	U	
DIETHYL PHTHALATE	160	U	
DIMETHYL PHTHALATE	160	U	
DI-N-BUTYL PHTHALATE	160	U	
DI-N-OCTYL PHTHALATE	160	U	
FLUORANTHENE	110		
FLUORENE	12	J	P
HEXACHLOROBENZENE	33	U	
HEXACHLOROBUTADIENE	33	U	
HEXACHLOROCYCLOPENTADIENE	160	U	
HEXACHLOROETHANE	160	U	
INDENO(1,2,3-CD)PYRENE	66		
ISOPHORONE	160	U	
NAPHTHALENE	15	J	P
NITROBENZENE	33	U	
N-NITROSO-DI-N-PROPYLAMINE	33	U	
N-NITROSODIPHENYLAMINE	33	U	
PENTACHLOROPHENOL	160	U	
PHENANTHRENE	42		
PHENOL	33	U	

nsample	FMC-3DL
samp_date	10/31/2007
lab_id	C7K020180017
qc_type	NM
units	UG/KG
Pct_Solids	65.0
DUP_OF:	

Parameter	Result	Val Qual	Qual Code
PYRENE	120		

PROJ_NO: 00998

SDG: C7K020180 MEDIA: SOIL DATA FRACTION: OS

nsample	FMC-4DL
samp_date	10/31/2007
lab_id	C7K020180018
qc_type	NM
units	UG/KG
Pct_Solids	45.0
DUP_OF:	

Parameter	Result	Val Qual	Qual Code
1,1-BIPHENYL	370	U	
2,2'-OXYBIS(1-CHLOROPROPANE)	74	U	
2,4,5-TRICHLOROPHENOL	370	U	
2,4,6-TRICHLOROPHENOL	370	U	
2,4-DICHLOROPHENOL	74	U	
2,4-DIMETHYLPHENOL	370	U	
2,4-DINITROPHENOL	1900	U	
2,4-DINITROTOLUENE	370	U	
2,6-DINITROTOLUENE	370	U	
2-CHLORONAPHTHALENE	74	U	
2-CHLOROPHENOL	370	U	
2-METHYLNAPHTHALENE	44	J	P
2-METHYLPHENOL	370	U	
2-NITROANILINE	1900	U	
2-NITROPHENOL	370	U	
3,3'-DICHLOROBENZIDINE	370	U	
3-NITROANILINE	1900	U	
4,6-DINITRO-2-METHYLPHENOL	1900	U	
4-BROMOPHENYL PHENYL ETHER	370	U	
4-CHLORO-3-METHYLPHENOL	370	U	
4-CHLOROANILINE	370	U	
4-CHLOROPHENYL PHENYL ETHER	370	U	
4-METHYLPHENOL	35	J	P
4-NITROANILINE	1900	U	
4-NITROPHENOL	1900	U	
ACENAPHTHENE	74	U	
ACENAPHTHYLENE	77		
ACETOPHENONE	370	U	
ANTHRACENE	110		
ATRAZINE	370	U	
BENZALDEHYDE	300	J	P
BENZO(A)ANTHRACENE	160		

nsample	FMC-4DL
samp_date	10/31/2007
lab_id	C7K020180018
qc_type	NM
units	UG/KG
Pct_Solids	45.0
DUP_OF:	

Parameter	Result	Val Qual	Qual Code
BENZO(A)PYRENE	230		
BENZO(B)FLUORANTHENE	320		
BENZO(G,H,I)PERYLENE	250		
BENZO(K)FLUORANTHENE	74	U	
BIS(2-CHLOROETHOXY)METHANE	370	U	
BIS(2-CHLOROETHYL)ETHER	74	U	
BIS(2-ETHYLHEXYL)PHTHALATE	170	J	P
BUTYL BENZYL PHTHALATE	110	J	P
CAPROLACTAM	370	U	
CARBAZOLE	15	J	P
CHRYSENE	190		
DIBENZO(A,H)ANTHRACENE	56	J	P
DIBENZOFURAN	370	U	
DIETHYL PHTHALATE	370	U	
DIMETHYL PHTHALATE	370	U	
DI-N-BUTYL PHTHALATE	370	U	
DI-N-OCTYL PHTHALATE	370	U	
FLUORANTHENE	330		
FLUORENE	39	J	P
HEXACHLOROBENZENE	74	U	
HEXACHLOROBUTADIENE	74	U	
HEXACHLOROCYCLOPENTADIENE	370	U	
HEXACHLOROETHANE	370	U	
INDENO(1,2,3-CD)PYRENE	200		
ISOPHORONE	370	U	
NAPHTHALENE	51	J	P
NITROBENZENE	74	U	
N-NITROSO-DI-N-PROPYLAMINE	74	U	
N-NITROSODIPHENYLAMINE	74	U	
PENTACHLOROPHENOL	370	U	
PHENANTHRENE	120		
PHENOL	74	U	

nsample	FMC-4DL
samp_date	10/31/2007
lab_id	C7K020180018
qc_type	NM
units	UG/KG
Pct_Solids	45.0
DUP_OF:	

Parameter	Result	Val Qual	Qual Code
PYRENE	330		

PROJ_NO: 00998

SDG: C7K020180 MEDIA: SOIL DATA FRACTION: OS

nsample	FMC-5DL	nsample	FMC-5DL	nsample	FMC-5DL
samp_date	10/31/2007	samp_date	10/31/2007	samp_date	10/31/2007
lab_id	C7K020180019	lab_id	C7K020180019	lab_id	C7K020180019
qc_type	NM	qc_type	NM	qc_type	NM
units	UG/KG	units	UG/KG	units	UG/KG
Pct_Solids	25.0	Pct_Solids	25.0	Pct_Solids	25.0
DUP_OF:		DUP_OF:		DUP_OF:	

Parameter	Result	Val Qual	Qual Code
1,1-BIPHENYL	650	UJ	Y
2,2'-OXYBIS(1-CHLOROPROPANE)	130	UJ	Y
2,4,5-TRICHLOROPHENOL	650	UJ	Y
2,4,6-TRICHLOROPHENOL	650	UJ	Y
2,4-DICHLOROPHENOL	130	UJ	Y
2,4-DIMETHYLPHENOL	650	UJ	Y
2,4-DINITROPHENOL	3400	UJ	Y
2,4-DINITROTOLUENE	650	UJ	Y
2,6-DINITROTOLUENE	650	UJ	Y
2-CHLORONAPHTHALENE	130	UJ	Y
2-CHLOROPHENOL	650	UJ	Y
2-METHYLNAPHTHALENE	79	J	PY
2-METHYLPHENOL	650	UJ	Y
2-NITROANILINE	3400	UJ	Y
2-NITROPHENOL	650	UJ	Y
3,3'-DICHLOROBENZIDINE	650	UJ	Y
3-NITROANILINE	3400	UJ	Y
4,6-DINITRO-2-METHYLPHENOL	3400	UJ	Y
4-BROMOPHENYL PHENYL ETHER	650	UJ	Y
4-CHLORO-3-METHYLPHENOL	650	UJ	Y
4-CHLOROANILINE	650	UJ	Y
4-CHLOROPHENYL PHENYL ETHER	650	UJ	Y
4-METHYLPHENOL	59	J	PY
4-NITROANILINE	3400	UJ	Y
4-NITROPHENOL	3400	UJ	Y
ACENAPHTHENE	130	UJ	Y
ACENAPHTHYLENE	130	J	Y
ACETOPHENONE	650	UJ	Y
ANTHRACENE	160	J	Y
ATRAZINE	650	UJ	Y
BENZALDEHYDE	530	J	PY
BENZO(A)ANTHRACENE	310	J	Y
BENZO(A)PYRENE	360	J	Y
BENZO(B)FLUORANTHENE	520	J	Y
BENZO(G,H,I)PERYLENE	410	J	Y
BENZO(K)FLUORANTHENE	130	UJ	Y
BIS(2-CHLOROETHOXY)METHANE	650	UJ	Y
BIS(2-CHLOROETHYL)ETHER	130	UJ	Y
BIS(2-ETHYLHEXYL)PHTHALATE	250	J	PY
BUTYL BENZYL PHTHALATE	210	J	PY
CAPROLACTAM	650	UJ	Y
CARBAZOLE	130	UJ	Y
CHRYSENE	290	J	Y
DIBENZO(A,H)ANTHRACENE	90	J	PY
DIBENZOFURAN	650	UJ	Y
DIETHYL PHTHALATE	650	UJ	Y
DIMETHYL PHTHALATE	650	UJ	Y
DI-N-BUTYL PHTHALATE	650	UJ	Y
DI-N-OCTYL PHTHALATE	650	UJ	Y
FLUORANTHENE	520	J	Y
FLUORENE	55	J	PY
HEXACHLOROBENZENE	130	UJ	Y
HEXACHLOROBUTADIENE	130	UJ	Y
HEXACHLOROCYCLOPENTADIENE	650	UJ	Y
HEXACHLOROETHANE	650	UJ	Y
INDENO(1,2,3-CD)PYRENE	330	J	Y
ISOPHORONE	650	UJ	Y
NAPHTHALENE	90	J	PY
NITROBENZENE	130	UJ	Y
N-NITROSO-DI-N-PROPYLAMINE	130	UJ	Y
N-NITROSODIPHENYLAMINE	130	UJ	Y
PENTACHLOROPHENOL	650	UJ	Y
PHENANTHRENE	200	J	Y
PHENOL	130	UJ	Y
PYRENE	560	J	Y

PROJ_NO: 00998

SDG: C7K020180 MEDIA: SOIL DATA FRACTION: OS

nsample	FMC-6DL
samp_date	10/31/2007
lab_id	C7K020180020
qc_type	NM
units	UG/KG
Pct_Solids	64.0
DUP_OF:	

Parameter	Result	Val Qual	Qual Code
1,1-BIPHENYL	160	U	
2,2'-OXYBIS(1-CHLOROPROPANE)	32	U	
2,4,5-TRICHLOROPHENOL	160	U	
2,4,6-TRICHLOROPHENOL	160	U	
2,4-DICHLOROPHENOL	32	U	
2,4-DIMETHYLPHENOL	160	U	
2,4-DINITROPHENOL	800	U	
2,4-DINITROTOLUENE	160	U	
2,6-DINITROTOLUENE	160	U	
2-CHLORONAPHTHALENE	32	U	
2-CHLOROPHENOL	160	U	
2-METHYLNAPHTHALENE	13	J	P
2-METHYLPHENOL	160	U	
2-NITROANILINE	800	U	
2-NITROPHENOL	160	U	
3,3'-DICHLOROBENZIDINE	160	U	
3-NITROANILINE	800	U	
4,6-DINITRO-2-METHYLPHENOL	800	U	
4-BROMOPHENYL PHENYL ETHER	160	U	
4-CHLORO-3-METHYLPHENOL	160	U	
4-CHLOROANILINE	160	U	
4-CHLOROPHENYL PHENYL ETHER	160	U	
4-METHYLPHENOL	9.9	J	P
4-NITROANILINE	800	U	
4-NITROPHENOL	800	U	
ACENAPHTHENE	32	U	
ACENAPHTHYLENE	20	J	P
ACETOPHENONE	160	U	
ANTHRACENE	28	J	P
ATRAZINE	160	U	
BENZALDEHYDE	120	J	P
BENZO(A)ANTHRACENE	54		

nsample	FMC-6DL
samp_date	10/31/2007
lab_id	C7K020180020
qc_type	NM
units	UG/KG
Pct_Solids	64.0
DUP_OF:	

Parameter	Result	Val Qual	Qual Code
BENZO(A)PYRENE	66		
BENZO(B)FLUORANTHENE	130		
BENZO(G,H,I)PERYLENE	60		
BENZO(K)FLUORANTHENE	32	U	
BIS(2-CHLOROETHOXY)METHANE	160	U	
BIS(2-CHLOROETHYL)ETHER	32	U	
BIS(2-ETHYLHEXYL)PHTHALATE	90	J	P
BUTYL BENZYL PHTHALATE	51	J	P
CAPROLACTAM	63	J	P
CARBAZOLE	32	U	
CHRYSENE	63		
DIBENZO(A,H)ANTHRACENE	11	J	P
DIBENZOFURAN	160	U	
DIETHYL PHTHALATE	160	U	
DIMETHYL PHTHALATE	160	U	
DI-N-BUTYL PHTHALATE	160	U	
DI-N-OCTYL PHTHALATE	160	U	
FLUORANTHENE	96		
FLUORENE	12	J	P
HEXACHLOROBENZENE	32	U	
HEXACHLOROBUTADIENE	32	U	
HEXACHLOROCYCLOPENTADIENE	160	U	
HEXACHLOROETHANE	160	U	
INDENO(1,2,3-CD)PYRENE	50		
ISOPHORONE	160	U	
NAPHTHALENE	16	J	P
NITROBENZENE	32	U	
N-NITROSO-DI-N-PROPYLAMINE	32	U	
N-NITROSODIPHENYLAMINE	32	U	
PENTACHLOROPHENOL	160	U	
PHENANTHRENE	42		
PHENOL	32	U	

nsample	FMC-6DL
samp_date	10/31/2007
lab_id	C7K020180020
qc_type	NM
units	UG/KG
Pct_Solids	64.0
DUP_OF:	

Parameter	Result	Val Qual	Qual Code
PYRENE	120		

PROJ_NO: 00998

SDG: C7K020180 MEDIA: SOIL DATA FRACTION: OS

nsample	FMC-7DL
samp_date	10/31/2007
lab_id	C7K020180021
qc_type	NM
units	UG/KG
Pct_Solids	26.0
DUP_OF:	

Parameter	Result	Val Qual	Qual Code
1,1-BIPHENYL	320	UJ	Y
2,2'-OXYBIS(1-CHLOROPROPANE)	65	UJ	Y
2,4,5-TRICHLOROPHENOL	320	UJ	Y
2,4,6-TRICHLOROPHENOL	320	UJ	Y
2,4-DICHLOROPHENOL	65	UJ	Y
2,4-DIMETHYLPHENOL	320	UJ	Y
2,4-DINITROPHENOL	1600	UJ	Y
2,4-DINITROTOLUENE	320	UJ	Y
2,6-DINITROTOLUENE	320	UJ	Y
2-CHLORONAPHTHALENE	65	UJ	Y
2-CHLOROPHENOL	320	UJ	Y
2-METHYLNAPHTHALENE	61	J	PY
2-METHYLPHENOL	320	UJ	Y
2-NITROANILINE	1600	UJ	Y
2-NITROPHENOL	320	UJ	Y
3,3'-DICHLOROBENZIDINE	320	UJ	Y
3-NITROANILINE	1600	UJ	Y
4,6-DINITRO-2-METHYLPHENOL	1600	UJ	Y
4-BROMOPHENYL PHENYL ETHER	320	UJ	Y
4-CHLORO-3-METHYLPHENOL	320	UJ	Y
4-CHLOROANILINE	320	UJ	Y
4-CHLOROPHENYL PHENYL ETHER	320	UJ	Y
4-METHYLPHENOL	48	J	PY
4-NITROANILINE	1600	UJ	Y
4-NITROPHENOL	1600	UJ	Y
ACENAPHTHENE	19	J	PY
ACENAPHTHYLENE	100	J	Y
ACETOPHENONE	320	UJ	Y
ANTHRACENE	110	J	Y
ATRAZINE	320	UJ	Y
BENZALDEHYDE	46	J	PY
BENZO(A)ANTHRACENE	220	J	Y

nsample	FMC-7DL
samp_date	10/31/2007
lab_id	C7K020180021
qc_type	NM
units	UG/KG
Pct_Solids	26.0
DUP_OF:	

Parameter	Result	Val Qual	Qual Code
BENZO(A)PYRENE	280	J	Y
BENZO(B)FLUORANTHENE	420	J	Y
BENZO(G,H,I)PERYLENE	360	J	Y
BENZO(K)FLUORANTHENE	140	J	Y
BIS(2-CHLOROETHOXY)METHANE	320	UJ	Y
BIS(2-CHLOROETHYL)ETHER	65	UJ	Y
BIS(2-ETHYLHEXYL)PHTHALATE	170	J	PY
BUTYL BENZYL PHTHALATE	320	UJ	Y
CAPROLACTAM	320	UJ	Y
CARBAZOLE	65	UJ	Y
CHRYSENE	250	J	Y
DIBENZO(A,H)ANTHRACENE	65	UJ	Y
DIBENZOFURAN	26	J	PY
DIETHYL PHTHALATE	320	UJ	Y
DIMETHYL PHTHALATE	320	UJ	Y
DI-N-BUTYL PHTHALATE	320	UJ	Y
DI-N-OCTYL PHTHALATE	320	UJ	Y
FLUORANTHENE	370	J	Y
FLUORENE	49	J	PY
HEXACHLOROBENZENE	65	UJ	Y
HEXACHLOROBUTADIENE	65	UJ	Y
HEXACHLOROCYCLOPENTADIENE	320	UJ	CY
HEXACHLOROETHANE	320	UJ	Y
INDENO(1,2,3-CD)PYRENE	330	J	Y
ISOPHORONE	320	UJ	Y
NAPHTHALENE	71	J	Y
NITROBENZENE	65	UJ	Y
N-NITROSO-DI-N-PROPYLAMINE	65	UJ	Y
N-NITROSODIPHENYLAMINE	65	UJ	Y
PENTACHLOROPHENOL	320	UJ	Y
PHENANTHRENE	180	J	Y
PHENOL	65	UJ	Y

nsample	FMC-7DL
samp_date	10/31/2007
lab_id	C7K020180021
qc_type	NM
units	UG/KG
Pct_Solids	26.0
DUP_OF:	

Parameter	Result	Val Qual	Qual Code
PYRENE	590	J	Y

PROJ_NO: 00998

SDG: C7K020180 MEDIA: SOIL DATA FRACTION: OS

nsample	FMC-8DL	nsample	FMC-8DL	nsample	FMC-8DL
samp_date	10/31/2007	samp_date	10/31/2007	samp_date	10/31/2007
lab_id	C7K020180022	lab_id	C7K020180022	lab_id	C7K020180022
qc_type	NM	qc_type	NM	qc_type	NM
units	UG/KG	units	UG/KG	units	UG/KG
Pct_Solids	27.0	Pct_Solids	27.0	Pct_Solids	27.0
DUP_OF:		DUP_OF:		DUP_OF:	

Parameter	Result	Val Qual	Qual Code
1,1-BIPHENYL	310	UJ	Y
2,2'-OXYBIS(1-CHLOROPROPANE)	62	UJ	Y
2,4,5-TRICHLOROPHENOL	310	UJ	Y
2,4,6-TRICHLOROPHENOL	310	UJ	Y
2,4-DICHLOROPHENOL	62	UJ	Y
2,4-DIMETHYLPHENOL	310	UJ	Y
2,4-DINITROPHENOL	1600	UJ	Y
2,4-DINITROTOLUENE	310	UJ	Y
2,6-DINITROTOLUENE	310	UJ	Y
2-CHLORONAPHTHALENE	62	UJ	Y
2-CHLOROPHENOL	310	UJ	Y
2-METHYLNAPHTHALENE	69	J	Y
2-METHYLPHENOL	310	UJ	Y
2-NITROANILINE	1600	UJ	Y
2-NITROPHENOL	310	UJ	Y
3,3'-DICHLOROBENZIDINE	310	UJ	Y
3-NITROANILINE	1600	UJ	Y
4,6-DINITRO-2-METHYLPHENOL	1600	UJ	Y
4-BROMOPHENYL PHENYL ETHER	310	UJ	Y
4-CHLORO-3-METHYLPHENOL	310	UJ	Y
4-CHLOROANILINE	310	UJ	Y
4-CHLOROPHENYL PHENYL ETHER	310	UJ	Y
4-METHYLPHENOL	41	J	PY
4-NITROANILINE	1600	UJ	Y
4-NITROPHENOL	1600	UJ	Y
ACENAPHTHENE	27	J	PY
ACENAPHTHYLENE	93	J	Y
ACETOPHENONE	310	UJ	Y
ANTHRACENE	110		Y
ATRAZINE	310	UJ	Y
BENZALDEHYDE	53	J	PY
BENZO(A)ANTHRACENE	210	J	Y

Parameter	Result	Val Qual	Qual Code
BENZO(A)PYRENE	270	J	Y
BENZO(B)FLUORANTHENE	410	J	Y
BENZO(G,H,I)PERYLENE	350	J	Y
BENZO(K)FLUORANTHENE	150	J	Y
BIS(2-CHLOROETHOXY)METHANE	310	UJ	Y
BIS(2-CHLOROETHYL)ETHER	62	UJ	Y
BIS(2-ETHYLHEXYL)PHTHALATE	130	J	PY
BUTYL BENZYL PHTHALATE	310	UJ	Y
CAPROLACTAM	310	UJ	Y
CARBAZOLE	62	UJ	Y
CHRYSENE	190	J	Y
DIBENZO(A,H)ANTHRACENE	62	UJ	Y
DIBENZOFURAN	26	J	PY
DIETHYL PHTHALATE	310	UJ	Y
DIMETHYL PHTHALATE	310	UJ	Y
DI-N-BUTYL PHTHALATE	310	UJ	Y
DI-N-OCTYL PHTHALATE	310	UJ	Y
FLUORANTHENE	380	J	Y
FLUORENE	49	J	PY
HEXACHLOROBENZENE	62	UJ	Y
HEXACHLOROBUTADIENE	62	UJ	Y
HEXACHLOROCYCLOPENTADIENE	310	UJ	CY
HEXACHLOROETHANE	310	UJ	Y
INDENO(1,2,3-CD)PYRENE	320	J	Y
ISOPHORONE	310	UJ	Y
NAPHTHALENE	78	J	Y
NITROBENZENE	62	UJ	Y
N-NITROSO-DI-N-PROPYLAMINE	62	UJ	Y
N-NITROSODIPHENYLAMINE	62	UJ	Y
PENTACHLOROPHENOL	310	UJ	Y
PHENANTHRENE	190	J	Y
PHENOL	62	UJ	Y

Parameter	Result	Val Qual	Qual Code
PYRENE	570	J	Y

PROJ_NO: 00998

SDG: C7K020180 MEDIA: SOIL DATA FRACTION: OS

nsample	FMC-9DL
samp_date	10/30/2007
lab_id	C7K020180002
qc_type	NM
units	UG/KG
Pct_Solids	26.0
DUP_OF:	

Parameter	Result	Val Qual	Qual Code
1,1-BIPHENYL	630	UJ	Y
2,2'-OXYBIS(1-CHLOROPROPANE)	130	UJ	Y
2,4,5-TRICHLOROPHENOL	630	UJ	Y
2,4,6-TRICHLOROPHENOL	630	UJ	Y
2,4-DICHLOROPHENOL	130	UJ	Y
2,4-DIMETHYLPHENOL	630	UJ	Y
2,4-DINITROPHENOL	3200	UJ	Y
2,4-DINITROTOLUENE	630	UJ	Y
2,6-DINITROTOLUENE	630	UJ	Y
2-CHLORONAPHTHALENE	130	UJ	Y
2-CHLOROPHENOL	630	UJ	Y
2-METHYLNAPHTHALENE	85	J	PY
2-METHYLPHENOL	630	UJ	Y
2-NITROANILINE	3200	UJ	Y
2-NITROPHENOL	630	UJ	Y
3,3'-DICHLOROBENZIDINE	630	UJ	Y
3-NITROANILINE	3200	UJ	Y
4,6-DINITRO-2-METHYLPHENOL	3200	UJ	Y
4-BROMOPHENYL PHENYL ETHER	630	UJ	Y
4-CHLORO-3-METHYLPHENOL	630	UJ	Y
4-CHLOROANILINE	630	UJ	Y
4-CHLOROPHENYL PHENYL ETHER	630	UJ	Y
4-METHYLPHENOL	50	J	PY
4-NITROANILINE	3200	UJ	Y
4-NITROPHENOL	3200	UJ	Y
ACENAPHTHENE	33	J	PY
ACENAPHTHYLENE	200	J	Y
ACETOPHENONE	630	UJ	Y
ANTHRACENE	210	J	Y
ATRAZINE	630	UJ	Y
BENZALDEHYDE	520	J	P
BENZO(A)ANTHRACENE	400	J	Y

nsample	FMC-9DL
samp_date	10/30/2007
lab_id	C7K020180002
qc_type	NM
units	UG/KG
Pct_Solids	26.0
DUP_OF:	

Parameter	Result	Val Qual	Qual Code
BENZO(A)PYRENE	510	J	Y
BENZO(B)FLUORANTHENE	730	J	Y
BENZO(G,H,I)PERYLENE	520	J	Y
BENZO(K)FLUORANTHENE	130	UJ	Y
BIS(2-CHLOROETHOXY)METHANE	630	UJ	Y
BIS(2-CHLOROETHYL)ETHER	130	UJ	Y
BIS(2-ETHYLHEXYL)PHTHALATE	320	J	PY
BUTYL BENZYL PHTHALATE	210	J	PY
CAPROLACTAM	270	J	PY
CARBAZOLE	35	J	PY
CHRYSENE	460	J	Y
DIBENZO(A,H)ANTHRACENE	120	J	PY
DIBENZOFURAN	35	J	PY
DIETHYL PHTHALATE	630	UJ	Y
DIMETHYL PHTHALATE	630	UJ	Y
DI-N-BUTYL PHTHALATE	630	UJ	Y
DI-N-OCTYL PHTHALATE	630	UJ	Y
FLUORANTHENE	740	J	Y
FLUORENE	86	J	PY
HEXACHLOROBENZENE	130	UJ	Y
HEXACHLOROBUTADIENE	130	UJ	Y
HEXACHLOROCYCLOPENTADIENE	630	UJ	Y
HEXACHLOROETHANE	630	UJ	Y
INDENO(1,2,3-CD)PYRENE	430	J	Y
ISOPHORONE	630	UJ	Y
NAPHTHALENE	93	J	PY
NITROBENZENE	130	UJ	Y
N-NITROSO-DI-N-PROPYLAMINE	130	UJ	Y
N-NITROSODIPHENYLAMINE	130	UJ	Y
PENTACHLOROPHENOL	630	UJ	Y
PHENANTHRENE	250	J	Y
PHENOL	130	UJ	Y

nsample	FMC-9DL
samp_date	10/30/2007
lab_id	C7K020180002
qc_type	NM
units	UG/KG
Pct_Solids	26.0
DUP_OF:	

Parameter	Result	Val Qual	Qual Code
PYRENE	760	J	Y

PROJ_NO: 00998

SDG: C7K020180 MEDIA: SOIL DATA FRACTION: PEST/PCB

nsample	FMC-10DL	nsample	FMC-11DL	nsample	FMC-12DL
samp_date	10/30/2007	samp_date	10/30/2007	samp_date	10/30/2007
lab_id	C7K020180003	lab_id	C7K020180004	lab_id	C7K020180005
qc_type	NM	qc_type	NM	qc_type	NM
units	UG/KG	units	UG/KG	units	UG/KG
Pct_Solids	32.0	Pct_Solids	25.0	Pct_Solids	40.0
DUP_OF:		DUP_OF:		DUP_OF:	

Parameter	Result	Val Qual	Qual Code
AROCLOR-1016	26	U	
AROCLOR-1221	26	U	
AROCLOR-1232	26	U	
AROCLOR-1242	26	U	
AROCLOR-1248	26	U	
AROCLOR-1254	120		
AROCLOR-1260	64		

Parameter	Result	Val Qual	Qual Code
AROCLOR-1016	33	UJ	Y
AROCLOR-1221	33	UJ	Y
AROCLOR-1232	33	UJ	Y
AROCLOR-1242	33	UJ	Y
AROCLOR-1248	33	UJ	Y
AROCLOR-1254	160	J	Y
AROCLOR-1260	89	J	Y

Parameter	Result	Val Qual	Qual Code
AROCLOR-1016	21	U	
AROCLOR-1221	21	U	
AROCLOR-1232	21	U	
AROCLOR-1242	21	U	
AROCLOR-1248	21	U	
AROCLOR-1254	58		
AROCLOR-1260	31		

PROJ_NO: 00998

SDG: C7K020180 MEDIA: SOIL DATA FRACTION: PEST/PCB

nsample	FMC-13DL	nsample	FMC-14DL	nsample	FMC-15DL
samp_date	10/30/2007	samp_date	10/30/2007	samp_date	10/31/2007
lab_id	C7K020180006	lab_id	C7K020180007	lab_id	C7K020180008
qc_type	NM	qc_type	NM	qc_type	NM
units	UG/KG	units	UG/KG	units	UG/KG
Pct_Solids	30.0	Pct_Solids	28.0	Pct_Solids	74.0
DUP_OF:		DUP_OF:		DUP_OF:	

Parameter	Result	Val Qual	Qual Code
AROCLOR-1016	28	U	
AROCLOR-1221	28	U	
AROCLOR-1232	62		
AROCLOR-1242	28	U	
AROCLOR-1248	100		
AROCLOR-1254	89		
AROCLOR-1260	46		

Parameter	Result	Val Qual	Qual Code
AROCLOR-1016	30	UJ	Y
AROCLOR-1221	30	UJ	Y
AROCLOR-1232	30	UJ	Y
AROCLOR-1242	30	UJ	Y
AROCLOR-1248	30	UJ	Y
AROCLOR-1254	130	J	Y
AROCLOR-1260	89	J	Y

Parameter	Result	Val Qual	Qual Code
AROCLOR-1016	16	U	
AROCLOR-1221	16	U	
AROCLOR-1232	16	U	
AROCLOR-1242	16	U	
AROCLOR-1248	16	U	
AROCLOR-1254	4	J	P
AROCLOR-1260	2.7	J	P

PROJ_NO: 00998

SDG: C7K020180 MEDIA: SOIL DATA FRACTION: PEST/PCB

nsample	FMC-16DL	nsample	FMC-17DL	nsample	FMC-18DL
samp_date	10/31/2007	samp_date	10/31/2007	samp_date	10/31/2007
lab_id	C7K020180009	lab_id	C7K020180010	lab_id	C7K020180011
qc_type	NM	qc_type	NM	qc_type	NM
units	UG/KG	units	UG/KG	units	UG/KG
Pct_Solids	73.0	Pct_Solids	68.0	Pct_Solids	30.0
DUP_OF:		DUP_OF:		DUP_OF:	

Parameter	Result	Val Qual	Qual Code
AROCLOR-1016	16	U	
AROCLOR-1221	16	U	
AROCLOR-1232	16	U	
AROCLOR-1242	16	U	
AROCLOR-1248	16	U	
AROCLOR-1254	16	U	
AROCLOR-1260	5.2	J	P

Parameter	Result	Val Qual	Qual Code
AROCLOR-1016	16	U	
AROCLOR-1221	16	U	
AROCLOR-1232	16	U	
AROCLOR-1242	16	U	
AROCLOR-1248	16	U	
AROCLOR-1254	14	J	P
AROCLOR-1260	7.2	J	P

Parameter	Result	Val Qual	Qual Code
AROCLOR-1016	28	U	
AROCLOR-1221	28	U	
AROCLOR-1232	28	U	
AROCLOR-1242	28	U	
AROCLOR-1248	28	U	
AROCLOR-1254	97		
AROCLOR-1260	51		

PROJ_NO: 00998

SDG: C7K020180 MEDIA: SOIL DATA FRACTION: PEST/PCB

nsample	FMC-19DL	nsample	FMC-20DL	nsample	FMC-21DL
samp_date	10/31/2007	samp_date	10/31/2007	samp_date	10/31/2007
lab_id	C7K020180012	lab_id	C7K020180013	lab_id	C7K020180014
qc_type	NM	qc_type	NM	qc_type	NM
units	UG/KG	units	UG/KG	units	UG/KG
Pct_Solids	32.0	Pct_Solids	27.0	Pct_Solids	76.0
DUP_OF:		DUP_OF:		DUP_OF:	

Parameter	Result	Val Qual	Qual Code
AROCLOR-1016	26	U	
AROCLOR-1221	26	U	
AROCLOR-1232	26	U	
AROCLOR-1242	26	U	
AROCLOR-1248	26	U	
AROCLOR-1254	98		
AROCLOR-1260	65		

Parameter	Result	Val Qual	Qual Code
AROCLOR-1016	31	UJ	Y
AROCLOR-1221	31	UJ	Y
AROCLOR-1232	31	UJ	Y
AROCLOR-1242	31	UJ	Y
AROCLOR-1248	31	UJ	Y
AROCLOR-1254	85	J	Y
AROCLOR-1260	53	J	Y

Parameter	Result	Val Qual	Qual Code
AROCLOR-1016	17	U	
AROCLOR-1221	25		
AROCLOR-1232	17	U	
AROCLOR-1242	17	U	
AROCLOR-1248	17	U	
AROCLOR-1254	17	U	
AROCLOR-1260	17	U	

PROJ_NO: 00998

SDG: C7K020180 MEDIA: SOIL DATA FRACTION: PEST/PCB

nsample	FMC-22DL	nsample	FMC-23DL	nsample	FMC-24DL
samp_date	10/31/2007	samp_date	10/31/2007	samp_date	10/30/2007
lab_id	C7K020180015	lab_id	C7K020180016	lab_id	C7K020180001
qc_type	NM	qc_type	NM	qc_type	NM
units	UG/KG	units	UG/KG	units	UG/KG
Pct_Solids	75.0	Pct_Solids	71.0	Pct_Solids	21.0
DUP_OF:		DUP_OF:		DUP_OF:	

Parameter	Result	Val Qual	Qual Code
AROCLOR-1016	17	U	
AROCLOR-1221	17	U	
AROCLOR-1232	17	U	
AROCLOR-1242	17	U	
AROCLOR-1248	17	U	
AROCLOR-1254	2.6	J	P
AROCLOR-1260	17	U	

Parameter	Result	Val Qual	Qual Code
AROCLOR-1016	16	U	
AROCLOR-1221	16	U	
AROCLOR-1232	16	U	
AROCLOR-1242	16	U	
AROCLOR-1248	16	U	
AROCLOR-1254	16	U	
AROCLOR-1260	16	U	

Parameter	Result	Val Qual	Qual Code
AROCLOR-1016	40	UJ	Y
AROCLOR-1221	40	UJ	Y
AROCLOR-1232	40	UJ	Y
AROCLOR-1242	40	UJ	Y
AROCLOR-1248	40	UJ	Y
AROCLOR-1254	180	J	Y
AROCLOR-1260	93	J	Y

PROJ_NO: 00998

SDG: C7K020180 MEDIA: SOIL DATA FRACTION: PEST/PCB

nsample	FMC-25DL	nsample	FMC-26DL	nsample	FMC-3DL
samp_date	10/31/2007	samp_date	10/31/2007	samp_date	10/31/2007
lab_id	C7K020180023	lab_id	C7K020180024	lab_id	C7K020180017
qc_type	NM	qc_type	NM	qc_type	NM
units	UG/KG	units	UG/KG	units	UG/KG
Pct_Solids	26.0	Pct_Solids	30.0	Pct_Solids	65.0
DUP_OF:		DUP_OF:		DUP_OF:	

Parameter	Result	Val Qual	Qual Code
AROCLOR-1016	32	UJ	Y
AROCLOR-1221	32	UJ	Y
AROCLOR-1232	32	UJ	Y
AROCLOR-1242	32	UJ	Y
AROCLOR-1248	32	UJ	Y
AROCLOR-1254	130	J	Y
AROCLOR-1260	43	J	Y

Parameter	Result	Val Qual	Qual Code
AROCLOR-1016	28	U	
AROCLOR-1221	28	U	
AROCLOR-1232	28	U	
AROCLOR-1242	28	U	
AROCLOR-1248	28	U	
AROCLOR-1254	90		
AROCLOR-1260	45		

Parameter	Result	Val Qual	Qual Code
AROCLOR-1016	17	U	
AROCLOR-1221	17	U	
AROCLOR-1232	17	U	
AROCLOR-1242	17	U	
AROCLOR-1248	17	U	
AROCLOR-1254	17	U	
AROCLOR-1260	10	J	P

PROJ_NO: 00998

SDG: C7K020180 MEDIA: SOIL DATA FRACTION: PEST/PCB

nsample	FMC-4DL	nsample	FMC-5DL	nsample	FMC-6DL
samp_date	10/31/2007	samp_date	10/31/2007	samp_date	10/31/2007
lab_id	C7K020180018	lab_id	C7K020180019	lab_id	C7K020180020
qc_type	NM	qc_type	NM	qc_type	NM
units	UG/KG	units	UG/KG	units	UG/KG
Pct_Solids	45.0	Pct_Solids	25.0	Pct_Solids	64.0
DUP_OF:		DUP_OF:		DUP_OF:	

Parameter	Result	Val Qual	Qual Code
AROCLOR-1016	19	U	
AROCLOR-1221	19	U	
AROCLOR-1232	19	U	
AROCLOR-1242	19	U	
AROCLOR-1248	19	U	
AROCLOR-1254	51		
AROCLOR-1260	27		

Parameter	Result	Val Qual	Qual Code
AROCLOR-1016	33	UJ	Y
AROCLOR-1221	33	UJ	Y
AROCLOR-1232	33	UJ	Y
AROCLOR-1242	33	UJ	Y
AROCLOR-1248	33	UJ	Y
AROCLOR-1254	130	J	Y
AROCLOR-1260	69	J	Y

Parameter	Result	Val Qual	Qual Code
AROCLOR-1016	16	U	
AROCLOR-1221	16	U	
AROCLOR-1232	16	U	
AROCLOR-1242	16	U	
AROCLOR-1248	16	U	
AROCLOR-1254	18		
AROCLOR-1260	16	U	

PROJ_NO: 00998

SDG: C7K020180 MEDIA: SOIL DATA FRACTION: PEST/PCB

nsample	FMC-7DL	nsample	FMC-8DL	nsample	FMC-9DL
samp_date	10/31/2007	samp_date	10/31/2007	samp_date	10/30/2007
lab_id	C7K020180021	lab_id	C7K020180022	lab_id	C7K020180002
qc_type	NM	qc_type	NM	qc_type	NM
units	UG/KG	units	UG/KG	units	UG/KG
Pct_Solids	26.0	Pct_Solids	27.0	Pct_Solids	26.0
DUP_OF:		DUP_OF:		DUP_OF:	

Parameter	Result	Val Qual	Qual Code
AROCLOR-1016	32	UJ	Y
AROCLOR-1221	32	UJ	Y
AROCLOR-1232	32	UJ	Y
AROCLOR-1242	32	UJ	Y
AROCLOR-1248	32	UJ	Y
AROCLOR-1254	77	J	Y
AROCLOR-1260	43	J	Y

Parameter	Result	Val Qual	Qual Code
AROCLOR-1016	31	UJ	Y
AROCLOR-1221	31	UJ	Y
AROCLOR-1232	31	UJ	Y
AROCLOR-1242	31	UJ	Y
AROCLOR-1248	31	UJ	Y
AROCLOR-1254	88	J	Y
AROCLOR-1260	34	J	Y

Parameter	Result	Val Qual	Qual Code
AROCLOR-1016	32	UJ	Y
AROCLOR-1221	32	UJ	Y
AROCLOR-1232	32	UJ	Y
AROCLOR-1242	32	UJ	Y
AROCLOR-1248	32	UJ	Y
AROCLOR-1254	140	J	Y
AROCLOR-1260	75	J	Y

Appendix B

Results as Reported by the Laboratory

Tetra Tech NUS, Inc

Client Sample ID: FMC-10

GC/MS Volatiles

Lot-Sample #...:	C7K020180-003	**Work Order #...:**	KAERF1AV	**Matrix.....:**	SOLID
Date Sampled...:	10/30/07	**Date Received..:**	11/02/07	**MS Run #.....:**	7314024
Prep Date.....:	11/10/07	**Analysis Date..:**	11/10/07		
Prep Batch #...:	7314050	**Analysis Time..:**	12:31		
Dilution Factor:	1	**Initial Wgt/Vol:**	5 g	**Final Wgt/Vol..:**	5 mL
% Moisture.....:	68	**Analyst ID.....:**	010099	**Instrument ID..:**	HP3
		Method.....:	SW846 8260B		

PARAMETER	RESULT	REPORTING LIMIT	UNITS	MDL
Acetone	ND	63	ug/kg	16
Benzene	ND	16	ug/kg	3.3
Bromodichloromethane	ND	16	ug/kg	3.1
Bromoform	ND	16	ug/kg	3.2
Bromomethane	ND	16	ug/kg	4.0
2-Butanone	ND	16	ug/kg	3.1
Carbon disulfide	ND	16	ug/kg	3.9
Carbon tetrachloride	ND	16	ug/kg	2.8
Chlorobenzene	ND	16	ug/kg	3.5
Chloroethane	ND	16	ug/kg	4.5
Chloroform	ND	16	ug/kg	3.3
Chloromethane	ND	16	ug/kg	3.5
Cyclohexane	ND	16	ug/kg	3.2
Dibromochloromethane	ND	16	ug/kg	2.9
1,2-Dibromo-3-chloro-propane	ND	16	ug/kg	2.7
1,2-Dibromoethane	ND	16	ug/kg	3.3
1,3-Dichlorobenzene	ND	16	ug/kg	3.3
1,4-Dichlorobenzene	ND	16	ug/kg	3.5
1,2-Dichlorobenzene	ND	16	ug/kg	3.5
Dichlorodifluoromethane	ND	16	ug/kg	4.0
1,1-Dichloroethane	ND	16	ug/kg	3.1
1,2-Dichloroethane	ND	16	ug/kg	3.5
1,1-Dichloroethene	ND	16	ug/kg	3.7
cis-1,2-Dichloroethene	ND	16	ug/kg	3.4
trans-1,2-Dichloroethene	ND	16	ug/kg	3.7
1,2-Dichloropropane	ND	16	ug/kg	3.5
cis-1,3-Dichloropropene	ND	16	ug/kg	2.8
trans-1,3-Dichloropropene	ND	16	ug/kg	2.8
Ethylbenzene	ND	16	ug/kg	3.7
2-Hexanone	ND	16	ug/kg	2.5
Isopropylbenzene	ND	16	ug/kg	3.4
Methyl acetate	ND	16	ug/kg	3.4
Methylene chloride	ND	16	ug/kg	2.4
Methylcyclohexane	ND	16	ug/kg	3.5
4-Methyl-2-pentanone	ND	16	ug/kg	2.7
Methyl tert-butyl ether	ND	16	ug/kg	2.9

(Continued on next page)

Tetra Tech NUS, Inc

Client Sample ID: FMC-10

GC/MS Volatiles

Lot-Sample #...: C7K020180-003 **Work Order #...:** KAERF1AV **Matrix.....:** SOLID

PARAMETER	RESULT	REPORTING LIMIT	UNITS	MDL
Styrene	ND	16	ug/kg	3.5
1,1,2,2-Tetrachloroethane	ND	16	ug/kg	3.6
1,2,4-Trichloro-benzene	ND	16	ug/kg	3.3
Tetrachloroethene	ND	16	ug/kg	4.1
1,1,1-Trichloroethane	ND	16	ug/kg	3.2
1,1,2-Trichloroethane	ND	16	ug/kg	3.4
Trichloroethene	ND	16	ug/kg	3.5
Trichlorofluoromethane	ND	16	ug/kg	5.1
1,1,2-Trichloro-1,2,2-trifluoroethane	ND	16	ug/kg	3.9
Toluene	ND	16	ug/kg	2.5
Vinyl chloride	ND	16	ug/kg	3.5
Xylenes (total)	ND	47	ug/kg	11

SURROGATE	PERCENT RECOVERY	RECOVERY LIMITS
1,2-Dichloroethane-d4	96	(52 - 124)
Toluene-d8	103	(72 - 127)
4-Bromofluorobenzene	101	(63 - 120)
Dibromofluoromethane	97	(68 - 121)

NOTE(S):

Results and reporting limits have been adjusted for dry weight.

Tetra Tech NUS, Inc

Client Sample ID: FMC-11

GC/MS Volatiles

Lot-Sample #...:	C7K020180-004	**Work Order #...:**	KAERJ1AV	**Matrix.....:**	SOLID
Date Sampled...:	10/30/07	**Date Received..:**	11/02/07	**MS Run #.....:**	7314024
Prep Date.....:	11/10/07	**Analysis Date..:**	11/10/07		
Prep Batch #...:	7314050	**Analysis Time..:**	12:55		
Dilution Factor:	1	**Initial Wgt/Vol:**	5 g	**Final Wgt/Vol..:**	5 mL
% Moisture.....:	75	**Analyst ID.....:**	010099	**Instrument ID..:**	HP3
		Method.....:	SW846 8260B		

PARAMETER	RESULT	REPORTING LIMIT	UNITS	MDL
Acetone	**24 J**	**79**	**ug/kg**	**20**
Benzene	ND	20	ug/kg	4.1
Bromodichloromethane	ND	20	ug/kg	3.9
Bromoform	ND	20	ug/kg	4.0
Bromomethane	ND	20	ug/kg	5.0
2-Butanone	ND	20	ug/kg	3.8
Carbon disulfide	ND	20	ug/kg	4.9
Carbon tetrachloride	ND	20	ug/kg	3.5
Chlorobenzene	ND	20	ug/kg	4.4
Chloroethane	ND	20	ug/kg	5.7
Chloroform	ND	20	ug/kg	4.2
Chloromethane	ND	20	ug/kg	4.4
Cyclohexane	ND	20	ug/kg	4.0
Dibromochloromethane	ND	20	ug/kg	3.7
1,2-Dibromo-3-chloro-propane	ND	20	ug/kg	3.3
1,2-Dibromoethane	ND	20	ug/kg	4.1
1,3-Dichlorobenzene	ND	20	ug/kg	4.2
1,4-Dichlorobenzene	ND	20	ug/kg	4.4
1,2-Dichlorobenzene	ND	20	ug/kg	4.3
Dichlorodifluoromethane	ND	20	ug/kg	5.1
1,1-Dichloroethane	ND	20	ug/kg	3.9
1,2-Dichloroethane	ND	20	ug/kg	4.3
1,1-Dichloroethene	ND	20	ug/kg	4.6
cis-1,2-Dichloroethene	ND	20	ug/kg	4.3
trans-1,2-Dichloroethene	ND	20	ug/kg	4.6
1,2-Dichloropropane	ND	20	ug/kg	4.4
cis-1,3-Dichloropropene	ND	20	ug/kg	3.6
trans-1,3-Dichloropropene	ND	20	ug/kg	3.4
Ethylbenzene	ND	20	ug/kg	4.7
2-Hexanone	ND	20	ug/kg	3.1
Isopropylbenzene	ND	20	ug/kg	4.2
Methyl acetate	ND	20	ug/kg	4.2
Methylene chloride	ND	20	ug/kg	3.0
Methylcyclohexane	ND	20	ug/kg	4.4
4-Methyl-2-pentanone	ND	20	ug/kg	3.4
Methyl tert-butyl ether	ND	20	ug/kg	3.7

(Continued on next page)

Tetra Tech NUS, Inc

Client Sample ID: FMC-11

GC/MS Volatiles

Lot-Sample #...: C7K020180-004 Work Order #...: KAERJ1AV Matrix.....: SOLID

PARAMETER	RESULT	REPORTING LIMIT	UNITS	MDL
Styrene	ND	20	ug/kg	4.4
1,1,2,2-Tetrachloroethane	ND	20	ug/kg	4.5
1,2,4-Trichloro-benzene	ND	20	ug/kg	4.1
Tetrachloroethene	ND	20	ug/kg	5.1
1,1,1-Trichloroethane	ND	20	ug/kg	4.0
1,1,2-Trichloroethane	ND	20	ug/kg	4.2
Trichloroethene	ND	20	ug/kg	4.4
Trichlorofluoromethane	ND	20	ug/kg	6.4
1,1,2-Trichloro-1,2,2-trifluoroethane	ND	20	ug/kg	4.9
Toluene	ND	20	ug/kg	3.1
Vinyl chloride	ND	20	ug/kg	4.4
Xylenes (total)	ND	59	ug/kg	14

SURROGATE	PERCENT RECOVERY	RECOVERY LIMITS
1,2-Dichloroethane-d4	98	(52 - 124)
Toluene-d8	102	(72 - 127)
4-Bromofluorobenzene	101	(63 - 120)
Dibromofluoromethane	96	(68 - 121)

NOTE(S):

Results and reporting limits have been adjusted for dry weight.

J Estimated result. Result is less than RL.

Tetra Tech NUS, Inc

Client Sample ID: FMC-12

GC/MS Volatiles

Lot-Sample #...: C7K020180-005	**Work Order #...:** KAERM1AV	**Matrix.....:** SOLID	
Date Sampled...: 10/30/07	**Date Received..:** 11/02/07	**MS Run #.....:** 7314024	
Prep Date.....: 11/10/07	**Analysis Date..:** 11/10/07		
Prep Batch #...: 7314050	**Analysis Time..:** 13:19		
Dilution Factor: 1	**Initial Wgt/Vol:** 5 g	**Final Wgt/Vol..:** 5 mL	
% Moisture.....: 60	**Analyst ID.....:** 010099	**Instrument ID..:** HP3	
	Method.....: SW846 8260B		

PARAMETER	RESULT	REPORTING LIMIT	UNITS	MDL
Acetone	ND	51	ug/kg	13
Benzene	ND	13	ug/kg	2.6
Bromodichloromethane	ND	13	ug/kg	2.5
Bromoform	ND	13	ug/kg	2.6
Bromomethane	ND	13	ug/kg	3.2
2-Butanone	ND	13	ug/kg	2.5
Carbon disulfide	ND	13	ug/kg	3.1
Carbon tetrachloride	ND	13	ug/kg	2.3
Chlorobenzene	ND	13	ug/kg	2.8
Chloroethane	ND	13	ug/kg	3.6
Chloroform	ND	13	ug/kg	2.7
Chloromethane	ND	13	ug/kg	2.8
Cyclohexane	ND	13	ug/kg	2.5
Dibromochloromethane	ND	13	ug/kg	2.3
1,2-Dibromo-3-chloro-propane	ND	13	ug/kg	2.1
1,2-Dibromoethane	ND	13	ug/kg	2.6
1,3-Dichlorobenzene	ND	13	ug/kg	2.7
1,4-Dichlorobenzene	ND	13	ug/kg	2.8
1,2-Dichlorobenzene	ND	13	ug/kg	2.8
Dichlorodifluoromethane	ND	13	ug/kg	3.2
1,1-Dichloroethane	ND	13	ug/kg	2.5
1,2-Dichloroethane	ND	13	ug/kg	2.8
1,1-Dichloroethene	ND	13	ug/kg	3.0
cis-1,2-Dichloroethene	ND	13	ug/kg	2.7
trans-1,2-Dichloroethene	ND	13	ug/kg	2.9
1,2-Dichloropropane	ND	13	ug/kg	2.8
cis-1,3-Dichloropropene	ND	13	ug/kg	2.3
trans-1,3-Dichloropropene	ND	13	ug/kg	2.2
Ethylbenzene	ND	13	ug/kg	3.0
2-Hexanone	ND	13	ug/kg	2.0
Isopropylbenzene	ND	13	ug/kg	2.7
Methyl acetate	ND	13	ug/kg	2.7
Methylene chloride	**31**	**13**	**ug/kg**	**1.9**
Methylcyclohexane	ND	13	ug/kg	2.8
4-Methyl-2-pentanone	ND	13	ug/kg	2.2
Methyl tert-butyl ether	ND	13	ug/kg	2.3

(Continued on next page)

Tetra Tech NUS, Inc

Client Sample ID: FMC-12

GC/MS Volatiles

Lot-Sample #...: C7K020180-005 **Work Order #...:** KAERM1AV **Matrix.....:** SOLID

PARAMETER	RESULT	REPORTING LIMIT	UNITS	MDL
Styrene	ND	13	ug/kg	2.8
1,1,2,2-Tetrachloroethane	ND	13	ug/kg	2.9
1,2,4-Trichloro-benzene	ND	13	ug/kg	2.6
Tetrachloroethene	ND	13	ug/kg	3.3
1,1,1-Trichloroethane	ND	13	ug/kg	2.6
1,1,2-Trichloroethane	ND	13	ug/kg	2.7
Trichloroethene	ND	13	ug/kg	2.8
Trichlorofluoromethane	ND	13	ug/kg	4.1
1,1,2-Trichloro-1,2,2-trifluoroethane	ND	13	ug/kg	3.1
Toluene	ND	13	ug/kg	2.0
Vinyl chloride	ND	13	ug/kg	2.8
Xylenes (total)	ND	38	ug/kg	8.9

SURROGATE	PERCENT RECOVERY	RECOVERY LIMITS
1,2-Dichloroethane-d4	102	(52 - 124)
Toluene-d8	106	(72 - 127)
4-Bromofluorobenzene	105	(63 - 120)
Dibromofluoromethane	101	(68 - 121)

NOTE(S):

Results and reporting limits have been adjusted for dry weight.

Tetra Tech NUS, Inc

Client Sample ID: FMC-13

GC/MS Volatiles

Lot-Sample #...:	C7K020180-006	**Work Order #...:**	KAERT1AV	**Matrix.....:**	SOLID
Date Sampled...:	10/30/07	**Date Received..:**	11/02/07	**MS Run #.....:**	7314024
Prep Date.....:	11/10/07	**Analysis Date..:**	11/10/07		
Prep Batch #...:	7314050	**Analysis Time..:**	13:43		
Dilution Factor:	1	**Initial Wgt/Vol:**	5 g	**Final Wgt/Vol..:**	5 mL
% Moisture.....:	70	**Analyst ID.....:**	010099	**Instrument ID..:**	HP3
		Method.....:	SW846 8260B		

PARAMETER	RESULT	REPORTING LIMIT	UNITS	MDL
Acetone	ND	67	ug/kg	17
Benzene	ND	17	ug/kg	3.5
Bromodichloromethane	ND	17	ug/kg	3.2
Bromoform	ND	17	ug/kg	3.4
Bromomethane	ND	17	ug/kg	4.2
2-Butanone	ND	17	ug/kg	3.2
Carbon disulfide	ND	17	ug/kg	4.1
Carbon tetrachloride	ND	17	ug/kg	3.0
Chlorobenzene	ND	17	ug/kg	3.7
Chloroethane	ND	17	ug/kg	4.8
Chloroform	ND	17	ug/kg	3.5
Chloromethane	ND	17	ug/kg	3.7
Cyclohexane	ND	17	ug/kg	3.3
Dibromochloromethane	ND	17	ug/kg	3.1
1,2-Dibromo-3-chloro-propane	ND	17	ug/kg	2.8
1,2-Dibromoethane	ND	17	ug/kg	3.5
1,3-Dichlorobenzene	ND	17	ug/kg	3.5
1,4-Dichlorobenzene	ND	17	ug/kg	3.7
1,2-Dichlorobenzene	ND	17	ug/kg	3.7
Dichlorodifluoromethane	ND	17	ug/kg	4.3
1,1-Dichloroethane	ND	17	ug/kg	3.3
1,2-Dichloroethane	ND	17	ug/kg	3.6
1,1-Dichloroethene	ND	17	ug/kg	3.9
cis-1,2-Dichloroethene	ND	17	ug/kg	3.6
trans-1,2-Dichloroethene	ND	17	ug/kg	3.9
1,2-Dichloropropane	ND	17	ug/kg	3.7
cis-1,3-Dichloropropene	ND	17	ug/kg	3.0
trans-1,3-Dichloropropene	ND	17	ug/kg	2.9
Ethylbenzene	ND	17	ug/kg	3.9
2-Hexanone	ND	17	ug/kg	2.6
Isopropylbenzene	ND	17	ug/kg	3.6
Methyl acetate	ND	17	ug/kg	3.5
Methylene chloride	ND	17	ug/kg	2.6
Methylcyclohexane	ND	17	ug/kg	3.7
4-Methyl-2-pentanone	ND	17	ug/kg	2.9
Methyl tert-butyl ether	ND	17	ug/kg	3.1

(Continued on next page)

Tetra Tech NUS, Inc

Client Sample ID: FMC-13

GC/MS Volatiles

Lot-Sample #...: C7K020180-006 **Work Order #...:** KAERT1AV **Matrix.....:** SOLID

PARAMETER	RESULT	REPORTING LIMIT	UNITS	MDL
Styrene	ND	17	ug/kg	3.7
1,1,2,2-Tetrachloroethane	ND	17	ug/kg	3.8
1,2,4-Trichloro-benzene	ND	17	ug/kg	3.4
Tetrachloroethene	ND	17	ug/kg	4.3
1,1,1-Trichloroethane	ND	17	ug/kg	3.4
1,1,2-Trichloroethane	ND	17	ug/kg	3.6
Trichloroethene	ND	17	ug/kg	3.7
Trichlorofluoromethane	ND	17	ug/kg	5.4
1,1,2-Trichloro-1,2,2-trifluoroethane	ND	17	ug/kg	4.1
Toluene	ND	17	ug/kg	2.6
Vinyl chloride	ND	17	ug/kg	3.7
Xylenes (total)	ND	50	ug/kg	12

SURROGATE	PERCENT RECOVERY	RECOVERY LIMITS
1,2-Dichloroethane-d4	102	(52 - 124)
Toluene-d8	115	(72 - 127)
4-Bromofluorobenzene	104	(63 - 120)
Dibromofluoromethane	101	(68 - 121)

NOTE(S):

Results and reporting limits have been adjusted for dry weight.

Tetra Tech NUS, Inc

Client Sample ID: PMC-14

GC/MS Volatiles

Lot-Sample #...:	C7K020180-007	**Work Order #...:**	KAER01AV	**Matrix.....:**	SOLID
Date Sampled...:	10/30/07	**Date Received..:**	11/02/07	**MS Run #.....:**	7314024
Prep Date.....:	11/10/07	**Analysis Date..:**	11/10/07		
Prep Batch #...:	7314050	**Analysis Time..:**	14:07		
Dilution Factor:	1	**Initial Wgt/Vol:**	5 g	**Final Wgt/Vol..:**	5 mL
% Moisture.....:	72	**Analyst ID.....:**	010099	**Instrument ID..:**	HP3
		Method.....:	SW846 8260B		

PARAMETER	RESULT	REPORTING LIMIT	UNITS	MDL
Acetone	ND	72	ug/kg	18
Benzene	ND	18	ug/kg	3.7
Bromodichloromethane	ND	18	ug/kg	3.5
Bromoform	ND	18	ug/kg	3.7
Bromomethane	ND	18	ug/kg	4.5
2-Butanone	ND	18	ug/kg	3.5
Carbon disulfide	ND	18	ug/kg	4.4
Carbon tetrachloride	ND	18	ug/kg	3.2
Chlorobenzene	ND	18	ug/kg	4.0
Chloroethane	ND	18	ug/kg	5.2
Chloroform	ND	18	ug/kg	3.8
Chloromethane	ND	18	ug/kg	4.0
Cyclohexane	ND	18	ug/kg	3.6
Dibromochloromethane	ND	18	ug/kg	3.3
1,2-Dibromo-3-chloro-propane	ND	18	ug/kg	3.0
1,2-Dibromoethane	ND	18	ug/kg	3.7
1,3-Dichlorobenzene	ND	18	ug/kg	3.8
1,4-Dichlorobenzene	ND	18	ug/kg	4.0
1,2-Dichlorobenzene	ND	18	ug/kg	3.9
Dichlorodifluoromethane	ND	18	ug/kg	4.6
1,1-Dichloroethane	ND	18	ug/kg	3.5
1,2-Dichloroethane	ND	18	ug/kg	3.9
1,1-Dichloroethene	ND	18	ug/kg	4.2
cis-1,2-Dichloroethene	ND	18	ug/kg	3.9
trans-1,2-Dichloroethene	ND	18	ug/kg	4.2
1,2-Dichloropropane	ND	18	ug/kg	4.0
cis-1,3-Dichloropropene	ND	18	ug/kg	3.2
trans-1,3-Dichloropropene	ND	18	ug/kg	3.1
Ethylbenzene	ND	18	ug/kg	4.2
2-Hexanone	ND	18	ug/kg	2.8
Isopropylbenzene	ND	18	ug/kg	3.8
Methyl acetate	ND	18	ug/kg	3.8
Methylene chloride	ND	18	ug/kg	2.8
Methylcyclohexane	ND	18	ug/kg	4.0
4-Methyl-2-pentanone	ND	18	ug/kg	3.1
Methyl tert-butyl ether	ND	18	ug/kg	3.3

(Continued on next page)

Tetra Tech NUS, Inc

Client Sample ID: FMC-14

GC/MS Volatiles

Lot-Sample #...: C7K020180-007 **Work Order #...:** KAER01AV **Matrix.....:** SOLID

PARAMETER	RESULT	REPORTING LIMIT	UNITS	MDL
Styrene	ND	18	ug/kg	4.0
1,1,2,2-Tetrachloroethane	ND	18	ug/kg	4.1
1,2,4-Trichloro-benzene	ND	18	ug/kg	3.7
Tetrachloroethene	ND	18	ug/kg	4.7
1,1,1-Trichloroethane	ND	18	ug/kg	3.7
1,1,2-Trichloroethane	ND	18	ug/kg	3.8
Trichloroethene	ND	18	ug/kg	4.0
Trichlorofluoromethane	ND	18	ug/kg	5.8
1,1,2-Trichloro-1,2,2-trifluoroethane	ND	18	ug/kg	4.4
Toluene	ND	18	ug/kg	2.8
Vinyl chloride	ND	18	ug/kg	4.0
Xylenes (total)	ND	54	ug/kg	13

SURROGATE	PERCENT RECOVERY	RECOVERY LIMITS
1,2-Dichloroethane-d4	98	(52 - 124)
Toluene-d8	102	(72 - 127)
4-Bromofluorobenzene	99	(63 - 120)
Dibromofluoromethane	94	(68 - 121)

NOTE(S):

Results and reporting limits have been adjusted for dry weight.

Tetra Tech NUS, Inc

Client Sample ID: FMC-15

GC/MS Volatiles

Lot-Sample #...:	C7K020180-008	**Work Order #...:**	KAETX1AV	**Matrix.....:**	SOLID
Date Sampled...:	10/31/07	**Date Received..:**	11/02/07	**MS Run #.....:**	7314024
Prep Date.....:	11/10/07	**Analysis Date..:**	11/10/07		
Prep Batch #...:	7314050	**Analysis Time..:**	14:31		
Dilution Factor:	1	**Initial Wgt/Vol:**	5 g	**Final Wgt/Vol..:**	5 mL
% Moisture.....:	26	**Analyst ID.....:**	010099	**Instrument ID..:**	HP3
		Method.....:	SW846 8260B		

PARAMETER	RESULT	REPORTING LIMIT	UNITS	MDL
Acetone	ND	27	ug/kg	6.8
Benzene	ND	6.8	ug/kg	1.4
Bromodichloromethane	ND	6.8	ug/kg	1.3
Bromoform	ND	6.8	ug/kg	1.4
Bromomethane	ND	6.8	ug/kg	1.7
2-Butanone	ND	6.8	ug/kg	1.3
Carbon disulfide	ND	6.8	ug/kg	1.7
Carbon tetrachloride	ND	6.8	ug/kg	1.2
Chlorobenzene	ND	6.8	ug/kg	1.5
Chloroethane	ND	6.8	ug/kg	2.0
Chloroform	ND	6.8	ug/kg	1.4
Chloromethane	ND	6.8	ug/kg	1.5
Cyclohexane	ND	6.8	ug/kg	1.4
Dibromochloromethane	ND	6.8	ug/kg	1.3
1,2-Dibromo-3-chloro-propane	ND	6.8	ug/kg	1.1
1,2-Dibromoethane	ND	6.8	ug/kg	1.4
1,3-Dichlorobenzene	ND	6.8	ug/kg	1.4
1,4-Dichlorobenzene	ND	6.8	ug/kg	1.5
1,2-Dichlorobenzene	ND	6.8	ug/kg	1.5
Dichlorodifluoromethane	ND	6.8	ug/kg	1.7
1,1-Dichloroethane	ND	6.8	ug/kg	1.3
1,2-Dichloroethane	ND	6.8	ug/kg	1.5
1,1-Dichloroethene	ND	6.8	ug/kg	1.6
cis-1,2-Dichloroethene	**5.8 J**	**6.8**	**ug/kg**	**1.5**
trans-1,2-Dichloroethene	ND	6.8	ug/kg	1.6
1,2-Dichloropropane	ND	6.8	ug/kg	1.5
cis-1,3-Dichloropropene	ND	6.8	ug/kg	1.2
trans-1,3-Dichloropropene	ND	6.8	ug/kg	1.2
Ethylbenzene	ND	6.8	ug/kg	1.6
2-Hexanone	ND	6.8	ug/kg	1.1
Isopropylbenzene	ND	6.8	ug/kg	1.5
Methyl acetate	ND	6.8	ug/kg	1.4
Methylene chloride	ND	6.8	ug/kg	1.0
Methylcyclohexane	ND	6.8	ug/kg	1.5
4-Methyl-2-pentanone	ND	6.8	ug/kg	1.2
Methyl tert-butyl ether	ND	6.8	ug/kg	1.3

(Continued on next page)

Tetra Tech NUS, Inc

Client Sample ID: FMC-15

GC/MS Volatiles

Lot-Sample #...: C7K020180-008 **Work Order #...:** KAETX1AV **Matrix.....:** SOLID

PARAMETER	RESULT	REPORTING LIMIT	UNITS	MDL
Styrene	ND	6.8	ug/kg	1.5
1,1,2,2-Tetrachloroethane	ND	6.8	ug/kg	1.5
1,2,4-Trichloro-benzene	ND	6.8	ug/kg	1.4
Tetrachloroethene	ND	6.8	ug/kg	1.8
1,1,1-Trichloroethane	ND	6.8	ug/kg	1.4
1,1,2-Trichloroethane	ND	6.8	ug/kg	1.4
Trichloroethene	ND	6.8	ug/kg	1.5
Trichlorofluoromethane	ND	6.8	ug/kg	2.2
1,1,2-Trichloro-1,2,2-trifluoroethane	ND	6.8	ug/kg	1.7
Toluene	ND	6.8	ug/kg	1.1
Vinyl chloride	ND	6.8	ug/kg	1.5
Xylenes (total)	ND	20	ug/kg	4.8

SURROGATE	PERCENT RECOVERY	RECOVERY LIMITS
1,2-Dichloroethane-d4	102	(52 - 124)
Toluene-d8	99	(72 - 127)
4-Bromofluorobenzene	103	(63 - 120)
Dibromofluoromethane	97	(68 - 121)

NOTE(S):

Results and reporting limits have been adjusted for dry weight.

J Estimated result. Result is less than RL.

Tetra Tech NUS, Inc

Client Sample ID: FMC-16

GC/MS Volatiles

Lot-Sample #...:	C7K020180-009	**Work Order #...:**	KAET31AV	**Matrix.....:**	SOLID
Date Sampled...:	10/31/07	**Date Received..:**	11/02/07	**MS Run #.....:**	7314024
Prep Date.....:	11/10/07	**Analysis Date..:**	11/10/07		
Prep Batch #...:	7314050	**Analysis Time..:**	14:55		
Dilution Factor:	1	**Initial Wgt/Vol:**	5 g	**Final Wgt/Vol..:**	5 mL
% Moisture.....:	27	**Analyst ID.....:**	010099	**Instrument ID..:**	HP3
		Method.....:	SW846 8260B		

PARAMETER	RESULT	REPORTING LIMIT	UNITS	MDL
Acetone	ND	27	ug/kg	6.9
Benzene	ND	6.9	ug/kg	1.4
Bromodichloromethane	ND	6.9	ug/kg	1.3
Bromoform	ND	6.9	ug/kg	1.4
Bromomethane	ND	6.9	ug/kg	1.7
2-Butanone	ND	6.9	ug/kg	1.3
Carbon disulfide	ND	6.9	ug/kg	1.7
Carbon tetrachloride	ND	6.9	ug/kg	1.2
Chlorobenzene	ND	6.9	ug/kg	1.5
Chloroethane	ND	6.9	ug/kg	2.0
Chloroform	ND	6.9	ug/kg	1.5
Chloromethane	ND	6.9	ug/kg	1.5
Cyclohexane	ND	6.9	ug/kg	1.4
Dibromochloromethane	ND	6.9	ug/kg	1.3
1,2-Dibromo-3-chloro-propane	ND	6.9	ug/kg	1.2
1,2-Dibromoethane	ND	6.9	ug/kg	1.4
1,3-Dichlorobenzene	ND	6.9	ug/kg	1.4
1,4-Dichlorobenzene	ND	6.9	ug/kg	1.5
1,2-Dichlorobenzene	ND	6.9	ug/kg	1.5
Dichlorodifluoromethane	ND	6.9	ug/kg	1.8
1,1-Dichloroethane	ND	6.9	ug/kg	1.3
1,2-Dichloroethane	ND	6.9	ug/kg	1.5
1,1-Dichloroethene	ND	6.9	ug/kg	1.6
cis-1,2-Dichloroethene	**4.3 J**	**6.9**	**ug/kg**	**1.5**
trans-1,2-Dichloroethene	ND	6.9	ug/kg	1.6
1,2-Dichloropropane	ND	6.9	ug/kg	1.5
cis-1,3-Dichloropropene	ND	6.9	ug/kg	1.2
trans-1,3-Dichloropropene	ND	6.9	ug/kg	1.2
Ethylbenzene	ND	6.9	ug/kg	1.6
2-Hexanone	ND	6.9	ug/kg	1.1
Isopropylbenzene	ND	6.9	ug/kg	1.5
Methyl acetate	ND	6.9	ug/kg	1.5
Methylene chloride	ND	6.9	ug/kg	1.1
Methylcyclohexane	ND	6.9	ug/kg	1.5
4-Methyl-2-pentanone	ND	6.9	ug/kg	1.2
Methyl tert-butyl ether	ND	6.9	ug/kg	1.3

(Continued on next page)

Tetra Tech NUS, Inc

Client Sample ID: FMC-16

GC/MS Volatiles

Lot-Sample #...: C7K020180-009 Work Order #...: KAET31AV Matrix.....: SOLID

PARAMETER	RESULT	REPORTING LIMIT	UNITS	MDL
Styrene	ND	6.9	ug/kg	1.5
1,1,2,2-Tetrachloroethane	ND	6.9	ug/kg	1.6
1,2,4-Trichloro-benzene	ND	6.9	ug/kg	1.4
Tetrachloroethene	ND	6.9	ug/kg	1.8
1,1,1-Trichloroethane	ND	6.9	ug/kg	1.4
1,1,2-Trichloroethane	ND	6.9	ug/kg	1.5
Trichloroethene	ND	6.9	ug/kg	1.5
Trichlorofluoromethane	ND	6.9	ug/kg	2.2
1,1,2-Trichloro-1,2,2-trifluoroethane	ND	6.9	ug/kg	1.7
Toluene	ND	6.9	ug/kg	1.1
Vinyl chloride	ND	6.9	ug/kg	1.5
Xylenes (total)	ND	21	ug/kg	4.8

SURROGATE	PERCENT RECOVERY	RECOVERY LIMITS
1,2-Dichloroethane-d4	97	(52 - 124)
Toluene-d8	99	(72 - 127)
4-Bromofluorobenzene	101	(63 - 120)
Dibromofluoromethane	97	(68 - 121)

NOTE(S):

Results and reporting limits have been adjusted for dry weight.

J Estimated result. Result is less than RL.

Tetra Tech NUS, Inc

Client Sample ID: FMC-17

GC/MS Volatiles

Lot-Sample #...:	C7K020180-010	**Work Order #...:**	KAET71AV	**Matrix.....:**	SOLID
Date Sampled...:	10/31/07	**Date Received..:**	11/02/07	**MS Run #.....:**	7314024
Prep Date.....:	11/10/07	**Analysis Date..:**	11/10/07		
Prep Batch #...:	7314050	**Analysis Time..:**	15:19		
Dilution Factor:	1	**Initial Wgt/Vol:**	5 g	**Final Wgt/Vol..:**	5 mL
% Moisture.....:	32	**Analyst ID.....:**	010099	**Instrument ID..:**	HP3
		Method.....:	SW846 8260B		

PARAMETER	RESULT	REPORTING LIMIT	UNITS	MDL
Acetone	ND	29	ug/kg	7.4
Benzene	ND	7.4	ug/kg	1.5
Bromodichloromethane	ND	7.4	ug/kg	1.4
Bromoform	ND	7.4	ug/kg	1.5
Bromomethane	ND	7.4	ug/kg	1.9
2-Butanone	ND	7.4	ug/kg	1.4
Carbon disulfide	ND	7.4	ug/kg	1.8
Carbon tetrachloride	ND	7.4	ug/kg	1.3
Chlorobenzene	ND	7.4	ug/kg	1.6
Chloroethane	ND	7.4	ug/kg	2.1
Chloroform	ND	7.4	ug/kg	1.6
Chloromethane	ND	7.4	ug/kg	1.6
Cyclohexane	ND	7.4	ug/kg	1.5
Dibromochloromethane	ND	7.4	ug/kg	1.4
1,2-Dibromo-3-chloro-propane	ND	7.4	ug/kg	1.2
1,2-Dibromoethane	ND	7.4	ug/kg	1.5
1,3-Dichlorobenzene	ND	7.4	ug/kg	1.5
1,4-Dichlorobenzene	ND	7.4	ug/kg	1.6
1,2-Dichlorobenzene	ND	7.4	ug/kg	1.6
Dichlorodifluoromethane	ND	7.4	ug/kg	1.9
1,1-Dichloroethane	ND	7.4	ug/kg	1.4
1,2-Dichloroethane	ND	7.4	ug/kg	1.6
1,1-Dichloroethene	ND	7.4	ug/kg	1.7
cis-1,2-Dichloroethene	ND	7.4	ug/kg	1.6
trans-1,2-Dichloroethene	ND	7.4	ug/kg	1.7
1,2-Dichloropropane	ND	7.4	ug/kg	1.6
cis-1,3-Dichloropropene	ND	7.4	ug/kg	1.3
trans-1,3-Dichloropropene	ND	7.4	ug/kg	1.3
Ethylbenzene	ND	7.4	ug/kg	1.7
2-Hexanone	ND	7.4	ug/kg	1.2
Isopropylbenzene	ND	7.4	ug/kg	1.6
Methyl acetate	ND	7.4	ug/kg	1.6
Methylene chloride	ND	7.4	ug/kg	1.1
Methylcyclohexane	ND	7.4	ug/kg	1.6
4-Methyl-2-pentanone	ND	7.4	ug/kg	1.3
Methyl tert-butyl ether	ND	7.4	ug/kg	1.4

(Continued on next page)

Tetra Tech NUS, Inc

Client Sample ID: FMC-17

GC/MS Volatiles

Lot-Sample #...: C7K020180-010 **Work Order #...:** KAET71AV **Matrix.....:** SOLID

PARAMETER	RESULT	REPORTING LIMIT	UNITS	MDL
Styrene	ND	7.4	ug/kg	1.6
1,1,2,2-Tetrachloroethane	ND	7.4	ug/kg	1.7
1,2,4-Trichloro-benzene	ND	7.4	ug/kg	1.5
Tetrachloroethene	ND	7.4	ug/kg	1.9
1,1,1-Trichloroethane	ND	7.4	ug/kg	1.5
1,1,2-Trichloroethane	ND	7.4	ug/kg	1.6
Trichloroethene	ND	7.4	ug/kg	1.6
Trichlorofluoromethane	ND	7.4	ug/kg	2.4
1,1,2-Trichloro-1,2,2-trifluoroethane	ND	7.4	ug/kg	1.8
Toluene	ND	7.4	ug/kg	1.2
Vinyl chloride	ND	7.4	ug/kg	1.6
Xylenes (total)	ND	22	ug/kg	5.2

SURROGATE	PERCENT RECOVERY	RECOVERY LIMITS
1,2-Dichloroethane-d4	103	(52 - 124)
Toluene-d8	104	(72 - 127)
4-Bromofluorobenzene	101	(63 - 120)
Dibromofluoromethane	96	(68 - 121)

NOTE(S):

Results and reporting limits have been adjusted for dry weight.

Tetra Tech NUS, Inc

Client Sample ID: FMC-18

GC/MS Volatiles

Lot-Sample #...: C7K020180-011	**Work Order #...:** KAEVC1AV	**Matrix.....:** SOLID
Date Sampled...: 10/31/07	**Date Received..:** 11/02/07	**MS Run #.....:** 7314024
Prep Date.....: 11/10/07	**Analysis Date..:** 11/10/07	
Prep Batch #...: 7314050	**Analysis Time..:** 15:43	
Dilution Factor: 1	**Initial Wgt/Vol:** 5 g	**Final Wgt/Vol..:** 5 mL
% Moisture.....: 70	**Analyst ID.....:** 010099	**Instrument ID..:** HP3
	Method.....: SW846 8260B	

PARAMETER	RESULT	REPORTING LIMIT	UNITS	MDL
Acetone	ND	67	ug/kg	17
Benzene	ND	17	ug/kg	3.4
Bromodichloromethane	ND	17	ug/kg	3.2
Bromoform	ND	17	ug/kg	3.4
Bromomethane	ND	17	ug/kg	4.2
2-Butanone	ND	17	ug/kg	3.2
Carbon disulfide	ND	17	ug/kg	4.1
Carbon tetrachloride	ND	17	ug/kg	3.0
Chlorobenzene	ND	17	ug/kg	3.7
Chloroethane	ND	17	ug/kg	4.8
Chloroform	ND	17	ug/kg	3.5
Chloromethane	ND	17	ug/kg	3.7
Cyclohexane	ND	17	ug/kg	3.3
Dibromochloromethane	ND	17	ug/kg	3.1
1,2-Dibromo-3-chloro-propane	ND	17	ug/kg	2.8
1,2-Dibromoethane	ND	17	ug/kg	3.5
1,3-Dichlorobenzene	ND	17	ug/kg	3.5
1,4-Dichlorobenzene	ND	17	ug/kg	3.7
1,2-Dichlorobenzene	ND	17	ug/kg	3.7
Dichlorodifluoromethane	ND	17	ug/kg	4.2
1,1-Dichloroethane	ND	17	ug/kg	3.2
1,2-Dichloroethane	ND	17	ug/kg	3.6
1,1-Dichloroethene	ND	17	ug/kg	3.9
cis-1,2-Dichloroethene	ND	17	ug/kg	3.6
trans-1,2-Dichloroethene	ND	17	ug/kg	3.9
1,2-Dichloropropane	ND	17	ug/kg	3.7
cis-1,3-Dichloropropene	ND	17	ug/kg	3.0
trans-1,3-Dichloropropene	ND	17	ug/kg	2.9
Ethylbenzene	ND	17	ug/kg	3.9
2-Hexanone	ND	17	ug/kg	2.6
Isopropylbenzene	ND	17	ug/kg	3.6
Methyl acetate	ND	17	ug/kg	3.5
Methylene chloride	ND	17	ug/kg	2.6
Methylcyclohexane	ND	17	ug/kg	3.7
4-Methyl-2-pentanone	ND	17	ug/kg	2.9
Methyl tert-butyl ether	ND	17	ug/kg	3.1

(Continued on next page)

Tetra Tech NUS, Inc

Client Sample ID: FMC-18

GC/MS Volatiles

Lot-Sample #...: C7K020180-011 **Work Order #...:** KAEVC1AV **Matrix.....:** SOLID

PARAMETER	RESULT	REPORTING LIMIT	UNITS	MDL
Styrene	ND	17	ug/kg	3.7
1,1,2,2-Tetrachloroethane	ND	17	ug/kg	3.8
1,2,4-Trichloro-benzene	ND	17	ug/kg	3.4
Tetrachloroethene	ND	17	ug/kg	4.3
1,1,1-Trichloroethane	ND	17	ug/kg	3.4
1,1,2-Trichloroethane	ND	17	ug/kg	3.5
Trichloroethene	ND	17	ug/kg	3.7
Trichlorofluoromethane	ND	17	ug/kg	5.4
1,1,2-Trichloro-1,2,2-trifluoroethane	ND	17	ug/kg	4.1
Toluene	ND	17	ug/kg	2.6
Vinyl chloride	ND	17	ug/kg	3.7
Xylenes (total)	ND	50	ug/kg	12

SURROGATE	PERCENT RECOVERY	RECOVERY LIMITS
1,2-Dichloroethane-d4	99	(52 - 124)
Toluene-d8	103	(72 - 127)
4-Bromofluorobenzene	94	(63 - 120)
Dibromofluoromethane	88	(68 - 121)

NOTE(S):

Results and reporting limits have been adjusted for dry weight.

Tetra Tech NUS, Inc

Client Sample ID: FMC-19

GC/MS Volatiles

Lot-Sample #...:	C7K020180-012	**Work Order #...:**	KAEVF1AV	**Matrix.....:**	SOLID
Date Sampled...:	10/31/07	**Date Received..:**	11/02/07	**MS Run #.....:**	7314024
Prep Date.....:	11/10/07	**Analysis Date..:**	11/10/07		
Prep Batch #...:	7314050	**Analysis Time..:**	16:07		
Dilution Factor:	1	**Initial Wgt/Vol:**	5 g	**Final Wgt/Vol..:**	5 mL
% Moisture.....:	68	**Analyst ID.....:**	010099	**Instrument ID..:**	HP3
		Method.....:	SW846 8260B		

PARAMETER	RESULT	REPORTING LIMIT	UNITS	MDL
Acetone	ND	63	ug/kg	16
Benzene	ND	16	ug/kg	3.2
Bromodichloromethane	ND	16	ug/kg	3.0
Bromoform	ND	16	ug/kg	3.2
Bromomethane	ND	16	ug/kg	4.0
2-Butanone	ND	16	ug/kg	3.0
Carbon disulfide	ND	16	ug/kg	3.8
Carbon tetrachloride	ND	16	ug/kg	2.8
Chlorobenzene	ND	16	ug/kg	3.5
Chloroethane	ND	16	ug/kg	4.5
Chloroform	ND	16	ug/kg	3.3
Chloromethane	ND	16	ug/kg	3.5
Cyclohexane	ND	16	ug/kg	3.1
Dibromochloromethane	ND	16	ug/kg	2.9
1,2-Dibromo-3-chloro-propane	ND	16	ug/kg	2.6
1,2-Dibromoethane	ND	16	ug/kg	3.3
1,3-Dichlorobenzene	ND	16	ug/kg	3.3
1,4-Dichlorobenzene	ND	16	ug/kg	3.5
1,2-Dichlorobenzene	ND	16	ug/kg	3.4
Dichlorodifluoromethane	ND	16	ug/kg	4.0
1,1-Dichloroethane	ND	16	ug/kg	3.1
1,2-Dichloroethane	ND	16	ug/kg	3.4
1,1-Dichloroethene	ND	16	ug/kg	3.7
cis-1,2-Dichloroethene	ND	16	ug/kg	3.4
trans-1,2-Dichloroethene	ND	16	ug/kg	3.6
1,2-Dichloropropane	ND	16	ug/kg	3.5
cis-1,3-Dichloropropene	ND	16	ug/kg	2.8
trans-1,3-Dichloropropene	ND	16	ug/kg	2.7
Ethylbenzene	ND	16	ug/kg	3.7
2-Hexanone	ND	16	ug/kg	2.5
Isopropylbenzene	ND	16	ug/kg	3.3
Methyl acetate	ND	16	ug/kg	3.3
Methylene chloride	ND	16	ug/kg	2.4
Methylcyclohexane	ND	16	ug/kg	3.5
4-Methyl-2-pentanone	ND	16	ug/kg	2.7
Methyl tert-butyl ether	ND	16	ug/kg	2.9

(Continued on next page)

Tetra Tech NUS, Inc

Client Sample ID: FMC-19

GC/MS Volatiles

Lot-Sample #...: C7K020180-012 **Work Order #...:** KAEVF1AV **Matrix.....:** SOLID

PARAMETER	RESULT	REPORTING LIMIT	UNITS	MDL
Styrene	ND	16	ug/kg	3.5
1,1,2,2-Tetrachloroethane	ND	16	ug/kg	3.5
1,2,4-Trichloro-benzene	ND	16	ug/kg	3.2
Tetrachloroethene	ND	16	ug/kg	4.1
1,1,1-Trichloroethane	ND	16	ug/kg	3.2
1,1,2-Trichloroethane	ND	16	ug/kg	3.3
Trichloroethene	ND	16	ug/kg	3.5
Trichlorofluoromethane	ND	16	ug/kg	5.1
1,1,2-Trichloro-1,2,2-trifluoroethane	ND	16	ug/kg	3.9
Toluene	ND	16	ug/kg	2.5
Vinyl chloride	ND	16	ug/kg	3.5
Xylenes (total)	ND	47	ug/kg	11

SURROGATE	PERCENT RECOVERY	RECOVERY LIMITS
1,2-Dichloroethane-d4	102	(52 - 124)
Toluene-d8	111	(72 - 127)
4-Bromofluorobenzene	96	(63 - 120)
Dibromofluoromethane	91	(68 - 121)

NOTE(S):

Results and reporting limits have been adjusted for dry weight.

Tetra Tech NUS, Inc

Client Sample ID: FMC-20

GC/MS Volatiles

Lot-Sample #...: C7K020180-013	**Work Order #...:** KAEVN1AV	**Matrix.....:** SOLID	
Date Sampled...: 10/31/07	**Date Received..:** 11/02/07	**MS Run #.....:** 7314024	
Prep Date.....: 11/10/07	**Analysis Date..:** 11/10/07		
Prep Batch #...: 7314050	**Analysis Time..:** 16:31		
Dilution Factor: 1	**Initial Wgt/Vol:** 5 g	**Final Wgt/Vol..:** 5 mL	
% Moisture.....: 73	**Analyst ID.....:** 010099	**Instrument ID..:** HP3	
	Method.....: SW846 8260B		

PARAMETER	RESULT	REPORTING LIMIT	UNITS	MDL
Acetone	ND	73	ug/kg	18
Benzene	ND	18	ug/kg	3.8
Bromodichloromethane	ND	18	ug/kg	3.6
Bromoform	ND	18	ug/kg	3.7
Bromomethane	ND	18	ug/kg	4.6
2-Butanone	ND	18	ug/kg	3.6
Carbon disulfide	ND	18	ug/kg	4.5
Carbon tetrachloride	ND	18	ug/kg	3.3
Chlorobenzene	ND	18	ug/kg	4.1
Chloroethane	ND	18	ug/kg	5.3
Chloroform	ND	18	ug/kg	3.9
Chloromethane	ND	18	ug/kg	4.1
Cyclohexane	ND	18	ug/kg	3.7
Dibromochloromethane	ND	18	ug/kg	3.4
1,2-Dibromo-3-chloro-propane	ND	18	ug/kg	3.1
1,2-Dibromoethane	ND	18	ug/kg	3.8
1,3-Dichlorobenzene	ND	18	ug/kg	3.8
1,4-Dichlorobenzene	ND	18	ug/kg	4.1
1,2-Dichlorobenzene	ND	18	ug/kg	4.0
Dichlorodifluoromethane	ND	18	ug/kg	4.7
1,1-Dichloroethane	ND	18	ug/kg	3.6
1,2-Dichloroethane	ND	18	ug/kg	4.0
1,1-Dichloroethene	ND	18	ug/kg	4.3
cis-1,2-Dichloroethene	ND	18	ug/kg	3.9
trans-1,2-Dichloroethene	ND	18	ug/kg	4.3
1,2-Dichloropropane	ND	18	ug/kg	4.1
cis-1,3-Dichloropropene	ND	18	ug/kg	3.3
trans-1,3-Dichloropropene	ND	18	ug/kg	3.2
Ethylbenzene	ND	18	ug/kg	4.3
2-Hexanone	ND	18	ug/kg	2.9
Isopropylbenzene	ND	18	ug/kg	3.9
Methyl acetate	ND	18	ug/kg	3.9
Methylene chloride	ND	18	ug/kg	2.8
Methylcyclohexane	ND	18	ug/kg	4.1
4-Methyl-2-pentanone	ND	18	ug/kg	3.2
Methyl tert-butyl ether	ND	18	ug/kg	3.4

(Continued on next page)

Tetra Tech NUS, Inc

Client Sample ID: FMC-20

GC/MS Volatiles

Lot-Sample #...: C7K020180-013 **Work Order #...:** KAEVN1AV **Matrix.....:** SOLID

PARAMETER	RESULT	REPORTING LIMIT	UNITS	MDL
Styrene	ND	18	ug/kg	4.1
1,1,2,2-Tetrachloroethane	ND	18	ug/kg	4.1
1,2,4-Trichloro-benzene	ND	18	ug/kg	3.8
Tetrachloroethene	ND	18	ug/kg	4.8
1,1,1-Trichloroethane	ND	18	ug/kg	3.7
1,1,2-Trichloroethane	ND	18	ug/kg	3.9
Trichloroethene	ND	18	ug/kg	4.1
Trichlorofluoromethane	ND	18	ug/kg	5.9
1,1,2-Trichloro-1,2,2-trifluoroethane	ND	18	ug/kg	4.5
Toluene	ND	18	ug/kg	2.9
Vinyl chloride	ND	18	ug/kg	4.1
Xylenes (total)	ND	55	ug/kg	13

SURROGATE	PERCENT RECOVERY	RECOVERY LIMITS
1,2-Dichloroethane-d4	102	(52 - 124)
Toluene-d8	112	(72 - 127)
4-Bromofluorobenzene	98	(63 - 120)
Dibromofluoromethane	91	(68 - 121)

NOTE(S):

Results and reporting limits have been adjusted for dry weight.

Tetra Tech NUS, Inc

Client Sample ID: FMC-21

GC/MS Volatiles

Lot-Sample #...: C7K020180-014	**Work Order #...:** KAEV01AV	**Matrix.....:** SOLID
Date Sampled...: 10/31/07	**Date Received..:** 11/02/07	**MS Run #.....:** 7314024
Prep Date.....: 11/10/07	**Analysis Date..:** 11/10/07	
Prep Batch #...: 7314050	**Analysis Time..:** 16:55	
Dilution Factor: 1	**Initial Wgt/Vol:** 5 g	**Final Wgt/Vol..:** 5 mL
% Moisture.....: 24	**Analyst ID.....:** 010099	**Instrument ID..:** HP3
	Method.....: SW846 8260B	

PARAMETER	RESULT	REPORTING LIMIT	UNITS	MDL
Acetone	ND	26	ug/kg	6.6
Benzene	ND	6.6	ug/kg	1.4
Bromodichloromethane	ND	6.6	ug/kg	1.3
Bromoform	ND	6.6	ug/kg	1.3
Bromomethane	ND	6.6	ug/kg	1.7
2-Butanone	ND	6.6	ug/kg	1.3
Carbon disulfide	ND	6.6	ug/kg	1.6
Carbon tetrachloride	ND	6.6	ug/kg	1.2
Chlorobenzene	ND	6.6	ug/kg	1.5
Chloroethane	ND	6.6	ug/kg	1.9
Chloroform	ND	6.6	ug/kg	1.4
Chloromethane	ND	6.6	ug/kg	1.5
Cyclohexane	ND	6.6	ug/kg	1.3
Dibromochloromethane	ND	6.6	ug/kg	1.2
1,2-Dibromo-3-chloro-propane	ND	6.6	ug/kg	1.1
1,2-Dibromoethane	ND	6.6	ug/kg	1.4
1,3-Dichlorobenzene	ND	6.6	ug/kg	1.4
1,4-Dichlorobenzene	ND	6.6	ug/kg	1.5
1,2-Dichlorobenzene	ND	6.6	ug/kg	1.4
Dichlorodifluoromethane	ND	6.6	ug/kg	1.7
1,1-Dichloroethane	ND	6.6	ug/kg	1.3
1,2-Dichloroethane	ND	6.6	ug/kg	1.4
1,1-Dichloroethene	ND	6.6	ug/kg	1.5
cis-1,2-Dichloroethene	ND	6.6	ug/kg	1.4
trans-1,2-Dichloroethene	ND	6.6	ug/kg	1.5
1,2-Dichloropropane	ND	6.6	ug/kg	1.5
cis-1,3-Dichloropropene	ND	6.6	ug/kg	1.2
trans-1,3-Dichloropropene	ND	6.6	ug/kg	1.1
Ethylbenzene	ND	6.6	ug/kg	1.6
2-Hexanone	ND	6.6	ug/kg	1.0
Isopropylbenzene	ND	6.6	ug/kg	1.4
Methyl acetate	ND	6.6	ug/kg	1.4
Methylene chloride	ND	6.6	ug/kg	1.0
Methylcyclohexane	ND	6.6	ug/kg	1.5
4-Methyl-2-pentanone	ND	6.6	ug/kg	1.1
Methyl tert-butyl ether	ND	6.6	ug/kg	1.2

(Continued on next page)

Tetra Tech NUS, Inc

Client Sample ID: FMC-21

GC/MS Volatiles

Lot-Sample #...: C7K020180-014 **Work Order #...:** KAEV01AV **Matrix.....:** SOLID

PARAMETER	RESULT	REPORTING LIMIT	UNITS	MDL
Styrene	ND	6.6	ug/kg	1.5
1,1,2,2-Tetrachloroethane	ND	6.6	ug/kg	1.5
1,2,4-Trichloro-benzene	ND	6.6	ug/kg	1.4
Tetrachloroethene	ND	6.6	ug/kg	1.7
1,1,1-Trichloroethane	ND	6.6	ug/kg	1.3
1,1,2-Trichloroethane	ND	6.6	ug/kg	1.4
Trichloroethene	ND	6.6	ug/kg	1.5
Trichlorofluoromethane	ND	6.6	ug/kg	2.1
1,1,2-Trichloro-1,2,2-trifluoroethane	ND	6.6	ug/kg	1.6
Toluene	ND	6.6	ug/kg	1.0
Vinyl chloride	ND	6.6	ug/kg	1.5
Xylenes (total)	ND	20	ug/kg	4.7

SURROGATE	PERCENT RECOVERY	RECOVERY LIMITS
1,2-Dichloroethane-d4	97	(52 - 124)
Toluene-d8	101	(72 - 127)
4-Bromofluorobenzene	101	(63 - 120)
Dibromofluoromethane	95	(68 - 121)

NOTE(S):

Results and reporting limits have been adjusted for dry weight.

Tetra Tech NUS, Inc

Client Sample ID: FMC-22

GC/MS Volatiles

Lot-Sample #...:	C7K020180-015	**Work Order #...:**	KAEV31AV	**Matrix.....:**	SOLID
Date Sampled...:	10/31/07	**Date Received..:**	11/02/07	**MS Run #.....:**	7314024
Prep Date.....:	11/10/07	**Analysis Date..:**	11/10/07		
Prep Batch #...:	7314050	**Analysis Time..:**	17:19		
Dilution Factor:	1	**Initial Wgt/Vol:**	5 g	**Final Wgt/Vol..:**	5 mL
% Moisture.....:	25	**Analyst ID.....:**	010099	**Instrument ID..:**	HP3
		Method.....:	SW846 8260B		

PARAMETER	RESULT	REPORTING LIMIT	UNITS	MDL
Acetone	ND	27	ug/kg	6.6
Benzene	ND	6.6	ug/kg	1.4
Bromodichloromethane	ND	6.6	ug/kg	1.3
Bromoform	ND	6.6	ug/kg	1.4
Bromomethane	ND	6.6	ug/kg	1.7
2-Butanone	ND	6.6	ug/kg	1.3
Carbon disulfide	ND	6.6	ug/kg	1.6
Carbon tetrachloride	ND	6.6	ug/kg	1.2
Chlorobenzene	ND	6.6	ug/kg	1.5
Chloroethane	ND	6.6	ug/kg	1.9
Chloroform	ND	6.6	ug/kg	1.4
Chloromethane	ND	6.6	ug/kg	1.5
Cyclohexane	ND	6.6	ug/kg	1.3
Dibromochloromethane	ND	6.6	ug/kg	1.2
1,2-Dibromo-3-chloro-propane	ND	6.6	ug/kg	1.1
1,2-Dibromoethane	ND	6.6	ug/kg	1.4
1,3-Dichlorobenzene	ND	6.6	ug/kg	1.4
1,4-Dichlorobenzene	ND	6.6	ug/kg	1.5
1,2-Dichlorobenzene	ND	6.6	ug/kg	1.5
Dichlorodifluoromethane	ND	6.6	ug/kg	1.7
1,1-Dichloroethane	ND	6.6	ug/kg	1.3
1,2-Dichloroethane	ND	6.6	ug/kg	1.5
1,1-Dichloroethene	ND	6.6	ug/kg	1.6
cis-1,2-Dichloroethene	ND	6.6	ug/kg	1.4
trans-1,2-Dichloroethene	ND	6.6	ug/kg	1.5
1,2-Dichloropropane	ND	6.6	ug/kg	1.5
cis-1,3-Dichloropropene	ND	6.6	ug/kg	1.2
trans-1,3-Dichloropropene	ND	6.6	ug/kg	1.2
Ethylbenzene	ND	6.6	ug/kg	1.6
2-Hexanone	ND	6.6	ug/kg	1.1
Isopropylbenzene	ND	6.6	ug/kg	1.4
Methyl acetate	ND	6.6	ug/kg	1.4
Methylene chloride	ND	6.6	ug/kg	1.0
Methylcyclohexane	ND	6.6	ug/kg	1.5
4-Methyl-2-pentanone	ND	6.6	ug/kg	1.2
Methyl tert-butyl ether	ND	6.6	ug/kg	1.2

(Continued on next page)

Tetra Tech NUS, Inc

Client Sample ID: FMC-22

GC/MS Volatiles

Lot-Sample #...: C7K020180-015 **Work Order #...:** KAEV31AV **Matrix.....:** SOLID

PARAMETER	RESULT	REPORTING LIMIT	UNITS	MDL
Styrene	ND	6.6	ug/kg	1.5
1,1,2,2-Tetrachloroethane	ND	6.6	ug/kg	1.5
1,2,4-Trichloro-benzene	ND	6.6	ug/kg	1.4
Tetrachloroethene	ND	6.6	ug/kg	1.7
1,1,1-Trichloroethane	ND	6.6	ug/kg	1.3
1,1,2-Trichloroethane	ND	6.6	ug/kg	1.4
Trichloroethene	ND	6.6	ug/kg	1.5
Trichlorofluoromethane	ND	6.6	ug/kg	2.2
1,1,2-Trichloro-1,2,2-trifluoroethane	ND	6.6	ug/kg	1.6
Toluene	ND	6.6	ug/kg	1.1
Vinyl chloride	ND	6.6	ug/kg	1.5
Xylenes (total)	ND	20	ug/kg	4.7

SURROGATE	PERCENT RECOVERY	RECOVERY LIMITS
1,2-Dichloroethane-d4	99	(52 - 124)
Toluene-d8	104	(72 - 127)
4-Bromofluorobenzene	100	(63 - 120)
Dibromofluoromethane	95	(68 - 121)

NOTE(S):

Results and reporting limits have been adjusted for dry weight.

Tetra Tech NUS, Inc

Client Sample ID: FMC-23

GC/MS Volatiles

Lot-Sample #...: C7K020180-016	**Work Order #...:** KAEV91AV	**Matrix.....:** SOLID
Date Sampled...: 10/31/07	**Date Received..:** 11/02/07	**MS Run #.....:** 7314024
Prep Date.....: 11/10/07	**Analysis Date..:** 11/10/07	
Prep Batch #...: 7314050	**Analysis Time..:** 17:43	
Dilution Factor: 1	**Initial Wgt/Vol:** 5 g	**Final Wgt/Vol..:** 5 mL
% Moisture.....: 29	**Analyst ID.....:** 010099	**Instrument ID..:** HP3
	Method.....: SW846 8260B	

PARAMETER	RESULT	REPORTING LIMIT	UNITS	MDL
Acetone	ND	28	ug/kg	7.1
Benzene	ND	7.1	ug/kg	1.5
Bromodichloromethane	ND	7.1	ug/kg	1.4
Bromoform	ND	7.1	ug/kg	1.4
Bromomethane	ND	7.1	ug/kg	1.8
2-Butanone	ND	7.1	ug/kg	1.4
Carbon disulfide	ND	7.1	ug/kg	1.7
Carbon tetrachloride	ND	7.1	ug/kg	1.3
Chlorobenzene	ND	7.1	ug/kg	1.6
Chloroethane	ND	7.1	ug/kg	2.0
Chloroform	ND	7.1	ug/kg	1.5
Chloromethane	ND	7.1	ug/kg	1.6
Cyclohexane	ND	7.1	ug/kg	1.4
Dibromochloromethane	ND	7.1	ug/kg	1.3
1,2-Dibromo-3-chloro-propane	ND	7.1	ug/kg	1.2
1,2-Dibromoethane	ND	7.1	ug/kg	1.5
1,3-Dichlorobenzene	ND	7.1	ug/kg	1.5
1,4-Dichlorobenzene	ND	7.1	ug/kg	1.6
1,2-Dichlorobenzene	ND	7.1	ug/kg	1.5
Dichlorodifluoromethane	ND	7.1	ug/kg	1.8
1,1-Dichloroethane	ND	7.1	ug/kg	1.4
1,2-Dichloroethane	ND	7.1	ug/kg	1.5
1,1-Dichloroethene	ND	7.1	ug/kg	1.7
cis-1,2-Dichloroethene	ND	7.1	ug/kg	1.5
trans-1,2-Dichloroethene	ND	7.1	ug/kg	1.6
1,2-Dichloropropane	ND	7.1	ug/kg	1.6
cis-1,3-Dichloropropene	ND	7.1	ug/kg	1.3
trans-1,3-Dichloropropene	ND	7.1	ug/kg	1.2
Ethylbenzene	ND	7.1	ug/kg	1.7
2-Hexanone	ND	7.1	ug/kg	1.1
Isopropylbenzene	ND	7.1	ug/kg	1.5
Methyl acetate	ND	7.1	ug/kg	1.5
Methylene chloride	ND	7.1	ug/kg	1.1
Methylcyclohexane	ND	7.1	ug/kg	1.6
4-Methyl-2-pentanone	ND	7.1	ug/kg	1.2
Methyl tert-butyl ether	ND	7.1	ug/kg	1.3

(Continued on next page)

Tetra Tech NUS, Inc

Client Sample ID: FMC-23

GC/MS Volatiles

Lot-Sample #...: C7K020180-016 **Work Order #...:** KAEV91AV **Matrix.....:** SOLID

PARAMETER	RESULT	REPORTING LIMIT	UNITS	MDL
Styrene	ND	7.1	ug/kg	1.6
1,1,2,2-Tetrachloroethane	ND	7.1	ug/kg	1.6
1,2,4-Trichloro-benzene	ND	7.1	ug/kg	1.5
Tetrachloroethene	ND	7.1	ug/kg	1.8
1,1,1-Trichloroethane	ND	7.1	ug/kg	1.4
1,1,2-Trichloroethane	ND	7.1	ug/kg	1.5
Trichloroethene	ND	7.1	ug/kg	1.6
Trichlorofluoromethane	ND	7.1	ug/kg	2.3
1,1,2-Trichloro-1,2,2-trifluoroethane	ND	7.1	ug/kg	1.7
Toluene	ND	7.1	ug/kg	1.1
Vinyl chloride	ND	7.1	ug/kg	1.6
Xylenes (total)	ND	21	ug/kg	5.0

SURROGATE	PERCENT RECOVERY	RECOVERY LIMITS
1,2-Dichloroethane-d4	100	(52 - 124)
Toluene-d8	102	(72 - 127)
4-Bromofluorobenzene	100	(63 - 120)
Dibromofluoromethane	94	(68 - 121)

NOTE(S):

Results and reporting limits have been adjusted for dry weight.

Tetra Tech NUS, Inc

Client Sample ID: FMC-24

GC/MS Volatiles

Lot-Sample #...:	C7K020180-001	**Work Order #...:**	KAEM31AV	**Matrix.....:**	SOLID
Date Sampled...:	10/30/07	**Date Received..:**	11/02/07	**MS Run #.....:**	7314024
Prep Date.....:	11/10/07	**Analysis Date..:**	11/10/07		
Prep Batch #...:	7314050	**Analysis Time..:**	10:31		
Dilution Factor:	1	**Initial Wgt/Vol:**	5 g	**Final Wgt/Vol..:**	5 mL
% Moisture.....:	79	**Analyst ID.....:**	010099	**Instrument ID..:**	HP3
		Method.....:	SW846 8260B		

PARAMETER	RESULT	REPORTING LIMIT	UNITS	MDL
Acetone	ND	95	ug/kg	24
Benzene	ND	24	ug/kg	4.9
Bromodichloromethane	ND	24	ug/kg	4.6
Bromoform	ND	24	ug/kg	4.8
Bromomethane	ND	24	ug/kg	6.0
2-Butanone	ND	24	ug/kg	4.6
Carbon disulfide	ND	24	ug/kg	5.8
Carbon tetrachloride	ND	24	ug/kg	4.2
Chlorobenzene	ND	24	ug/kg	5.3
Chloroethane	ND	24	ug/kg	6.8
Chloroform	ND	24	ug/kg	5.0
Chloromethane	ND	24	ug/kg	5.3
Cyclohexane	ND	24	ug/kg	4.7
Dibromochloromethane	ND	24	ug/kg	4.4
1,2-Dibromo-3-chloro-propane	ND	24	ug/kg	4.0
1,2-Dibromoethane	ND	24	ug/kg	5.0
1,3-Dichlorobenzene	ND	24	ug/kg	5.0
1,4-Dichlorobenzene	ND	24	ug/kg	5.3
1,2-Dichlorobenzene	ND	24	ug/kg	5.2
Dichlorodifluoromethane	ND	24	ug/kg	6.1
1,1-Dichloroethane	ND	24	ug/kg	4.6
1,2-Dichloroethane	ND	24	ug/kg	5.2
1,1-Dichloroethene	ND	24	ug/kg	5.6
cis-1,2-Dichloroethene	ND	24	ug/kg	5.1
trans-1,2-Dichloroethene	ND	24	ug/kg	5.5
1,2-Dichloropropane	ND	24	ug/kg	5.3
cis-1,3-Dichloropropene	ND	24	ug/kg	4.3
trans-1,3-Dichloropropene	ND	24	ug/kg	4.1
Ethylbenzene	ND	24	ug/kg	5.6
2-Hexanone	ND	24	ug/kg	3.8
Isopropylbenzene	ND	24	ug/kg	5.1
Methyl acetate	ND	24	ug/kg	5.0
Methylene chloride	ND	24	ug/kg	3.6
Methylcyclohexane	ND	24	ug/kg	5.3
4-Methyl-2-pentanone	ND	24	ug/kg	4.1
Methyl tert-butyl ether	ND	24	ug/kg	4.4

(Continued on next page)

Tetra Tech NUS, Inc

Client Sample ID: FMC-24

GC/MS Volatiles

Lot-Sample #...: C7K020180-001 **Work Order #...:** KAEM31AV **Matrix.....:** SOLID

PARAMETER	RESULT	REPORTING LIMIT	UNITS	MDL
Styrene	ND	24	ug/kg	5.3
1,1,2,2-Tetrachloroethane	ND	24	ug/kg	5.4
1,2,4-Trichloro-benzene	ND	24	ug/kg	4.9
Tetrachloroethene	ND	24	ug/kg	6.2
1,1,1-Trichloroethane	ND	24	ug/kg	4.8
1,1,2-Trichloroethane	ND	24	ug/kg	5.1
Trichloroethene	ND	24	ug/kg	5.3
Trichlorofluoromethane	ND	24	ug/kg	7.7
1,1,2-Trichloro-1,2,2-trifluoroethane	ND	24	ug/kg	5.9
Toluene	ND	24	ug/kg	3.8
Vinyl chloride	ND	24	ug/kg	5.3
Xylenes (total)	ND	71	ug/kg	17

SURROGATE	PERCENT RECOVERY	RECOVERY LIMITS
1,2-Dichloroethane-d4	95	(52 - 124)
Toluene-d8	106	(72 - 127)
4-Bromofluorobenzene	101	(63 - 120)
Dibromofluoromethane	97	(68 - 121)

NOTE(S):

Results and reporting limits have been adjusted for dry weight.

Tetra Tech NUS, Inc

Client Sample ID: FMC-25

GC/MS Volatiles

Lot-Sample #...:	C7K020180-023	**Work Order #...:**	KAEW91AV	**Matrix.....:**	SOLID
Date Sampled...:	10/31/07	**Date Received..:**	11/02/07	**MS Run #.....:**	7316066
Prep Date.....:	11/12/07	**Analysis Date..:**	11/12/07		
Prep Batch #...:	7316069	**Analysis Time..:**	11:17		
Dilution Factor:	1	**Initial Wgt/Vol:**	5 g	**Final Wgt/Vol..:**	5 mL
% Moisture.....:	74	**Analyst ID.....:**	010099	**Instrument ID..:**	HP3
		Method.....:	SW846 8260B		

PARAMETER	RESULT	REPORTING LIMIT	UNITS	MDL
Acetone	**40 J**	**77**	**ug/kg**	**19**
Benzene	ND	19	ug/kg	4.0
Bromodichloromethane	ND	19	ug/kg	3.7
Bromoform	ND	19	ug/kg	3.9
Bromomethane	ND	19	ug/kg	4.8
2-Butanone	ND	19	ug/kg	3.7
Carbon disulfide	ND	19	ug/kg	4.7
Carbon tetrachloride	ND	19	ug/kg	3.4
Chlorobenzene	ND	19	ug/kg	4.3
Chloroethane	ND	19	ug/kg	5.5
Chloroform	ND	19	ug/kg	4.1
Chloromethane	ND	19	ug/kg	4.2
Cyclohexane	ND	19	ug/kg	3.8
Dibromochloromethane	ND	19	ug/kg	3.5
1,2-Dibromo-3-chloro-propane	ND	19	ug/kg	3.2
1,2-Dibromoethane	ND	19	ug/kg	4.0
1,3-Dichlorobenzene	ND	19	ug/kg	4.0
1,4-Dichlorobenzene	ND	19	ug/kg	4.3
1,2-Dichlorobenzene	ND	19	ug/kg	4.2
Dichlorodifluoromethane	ND	19	ug/kg	4.9
1,1-Dichloroethane	ND	19	ug/kg	3.7
1,2-Dichloroethane	ND	19	ug/kg	4.2
1,1-Dichloroethene	ND	19	ug/kg	4.5
cis-1,2-Dichloroethene	ND	19	ug/kg	4.1
trans-1,2-Dichloroethene	ND	19	ug/kg	4.5
1,2-Dichloropropane	ND	19	ug/kg	4.2
cis-1,3-Dichloropropene	ND	19	ug/kg	3.4
trans-1,3-Dichloropropene	ND	19	ug/kg	3.3
Ethylbenzene	ND	19	ug/kg	4.5
2-Hexanone	ND	19	ug/kg	3.0
Isopropylbenzene	ND	19	ug/kg	4.1
Methyl acetate	ND	19	ug/kg	4.1
Methylene chloride	**13 J**	**19**	**ug/kg**	**2.9**
Methylcyclohexane	ND	19	ug/kg	4.3
4-Methyl-2-pentanone	ND	19	ug/kg	3.3
Methyl tert-butyl ether	ND	19	ug/kg	3.5

(Continued on next page)

Tetra Tech NUS, Inc

Client Sample ID: FMC-25

GC/MS Volatiles

Lot-Sample #...: C7K020180-023 **Work Order #...:** KAEW91AV **Matrix.....:** SOLID

PARAMETER	RESULT	REPORTING LIMIT	UNITS	MDL
Styrene	ND	19	ug/kg	4.3
1,1,2,2-Tetrachloroethane	ND	19	ug/kg	4.3
1,2,4-Trichloro-benzene	ND	19	ug/kg	4.0
Tetrachloroethene	ND	19	ug/kg	5.0
1,1,1-Trichloroethane	ND	19	ug/kg	3.9
1,1,2-Trichloroethane	ND	19	ug/kg	4.1
Trichloroethene	ND	19	ug/kg	4.3
Trichlorofluoromethane	ND	19	ug/kg	6.2
1,1,2-Trichloro-1,2,2-trifluoroethane	ND	19	ug/kg	4.7
Toluene	ND	19	ug/kg	3.0
Vinyl chloride	ND	19	ug/kg	4.3
Xylenes (total)	ND	58	ug/kg	14

SURROGATE	PERCENT RECOVERY	RECOVERY LIMITS
1,2-Dichloroethane-d4	102	(52 - 124)
Toluene-d8	105	(72 - 127)
4-Bromofluorobenzene	88	(63 - 120)
Dibromofluoromethane	96	(68 - 121)

NOTE(S):

Results and reporting limits have been adjusted for dry weight.

J Estimated result. Result is less than RL.

Tetra Tech NUS, Inc

Client Sample ID: FMC-26

GC/MS Volatiles

Lot-Sample #...:	C7K020180-024	**Work Order #...:**	KAEXG1AV	**Matrix.....:**	SOLID
Date Sampled...:	10/31/07	**Date Received..:**	11/02/07	**MS Run #.....:**	7316066
Prep Date.....:	11/12/07	**Analysis Date..:**	11/12/07		
Prep Batch #...:	7316069	**Analysis Time..:**	11:40		
Dilution Factor:	1	**Initial Wgt/Vol:**	5 g	**Final Wgt/Vol..:**	5 mL
% Moisture.....:	70	**Analyst ID.....:**	010099	**Instrument ID..:**	HP3
		Method.....:	SW846 8260B		

PARAMETER	RESULT	REPORTING LIMIT	UNITS	MDL
Acetone	**29 J**	**67**	**ug/kg**	**17**
Benzene	ND	17	ug/kg	3.5
Bromodichloromethane	ND	17	ug/kg	3.3
Bromoform	ND	17	ug/kg	3.4
Bromomethane	ND	17	ug/kg	4.2
2-Butanone	ND	17	ug/kg	3.3
Carbon disulfide	ND	17	ug/kg	4.1
Carbon tetrachloride	ND	17	ug/kg	3.0
Chlorobenzene	ND	17	ug/kg	3.7
Chloroethane	ND	17	ug/kg	4.8
Chloroform	ND	17	ug/kg	3.5
Chloromethane	ND	17	ug/kg	3.7
Cyclohexane	ND	17	ug/kg	3.4
Dibromochloromethane	ND	17	ug/kg	3.1
1,2-Dibromo-3-chloro-propane	ND	17	ug/kg	2.8
1,2-Dibromoethane	ND	17	ug/kg	3.5
1,3-Dichlorobenzene	ND	17	ug/kg	3.5
1,4-Dichlorobenzene	ND	17	ug/kg	3.7
1,2-Dichlorobenzene	ND	17	ug/kg	3.7
Dichlorodifluoromethane	ND	17	ug/kg	4.3
1,1-Dichloroethane	ND	17	ug/kg	3.3
1,2-Dichloroethane	ND	17	ug/kg	3.7
1,1-Dichloroethene	ND	17	ug/kg	3.9
cis-1,2-Dichloroethene	ND	17	ug/kg	3.6
trans-1,2-Dichloroethene	ND	17	ug/kg	3.9
1,2-Dichloropropane	ND	17	ug/kg	3.7
cis-1,3-Dichloropropene	ND	17	ug/kg	3.0
trans-1,3-Dichloropropene	ND	17	ug/kg	2.9
Ethylbenzene	ND	17	ug/kg	4.0
2-Hexanone	ND	17	ug/kg	2.7
Isopropylbenzene	ND	17	ug/kg	3.6
Methyl acetate	ND	17	ug/kg	3.6
Methylene chloride	**9.1 J**	**17**	**ug/kg**	**2.6**
Methylcyclohexane	ND	17	ug/kg	3.8
4-Methyl-2-pentanone	ND	17	ug/kg	2.9
Methyl tert-butyl ether	ND	17	ug/kg	3.1

(Continued on next page)

Tetra Tech NUS, Inc

Client Sample ID: FMC-26

GC/MS Volatiles

Lot-Sample #...: C7K020180-024 **Work Order #...:** KAEXG1AV **Matrix.....:** SOLID

PARAMETER	RESULT	REPORTING LIMIT	UNITS	MDL
Styrene	ND	17	ug/kg	3.7
1,1,2,2-Tetrachloroethane	ND	17	ug/kg	3.8
1,2,4-Trichloro-benzene	ND	17	ug/kg	3.5
Tetrachloroethene	ND	17	ug/kg	4.4
1,1,1-Trichloroethane	ND	17	ug/kg	3.4
1,1,2-Trichloroethane	ND	17	ug/kg	3.6
Trichloroethene	ND	17	ug/kg	3.8
Trichlorofluoromethane	ND	17	ug/kg	5.4
1,1,2-Trichloro-1,2,2-trifluoroethane	ND	17	ug/kg	4.1
Toluene	ND	17	ug/kg	2.7
Vinyl chloride	ND	17	ug/kg	3.7
Xylenes (total)	ND	50	ug/kg	12

SURROGATE	PERCENT RECOVERY	RECOVERY LIMITS
1,2-Dichloroethane-d4	99	(52 - 124)
Toluene-d8	103	(72 - 127)
4-Bromofluorobenzene	88	(63 - 120)
Dibromofluoromethane	94	(68 - 121)

NOTE(S):

Results and reporting limits have been adjusted for dry weight.

J Estimated result. Result is less than RL.

Tetra Tech NUS, Inc

Client Sample ID: FMC-3

GC/MS Volatiles

Lot-Sample #...:	C7K020180-017	**Work Order #...:**	KAEWD1AV	**Matrix.....:**	SOLID
Date Sampled...:	10/31/07	**Date Received..:**	11/02/07	**MS Run #.....:**	7314024
Prep Date.....:	11/10/07	**Analysis Date..:**	11/10/07		
Prep Batch #...:	7314050	**Analysis Time..:**	18:07		
Dilution Factor:	1	**Initial Wgt/Vol:**	5 g	**Final Wgt/Vol..:**	5 mL
% Moisture.....:	35	**Analyst ID.....:**	010099	**Instrument ID..:**	HP3
		Method.....:	SW846 8260B		

PARAMETER	RESULT	REPORTING LIMIT	UNITS	MDL
Acetone	ND	31	ug/kg	7.7
Benzene	ND	7.7	ug/kg	1.6
Bromodichloromethane	ND	7.7	ug/kg	1.5
Bromoform	ND	7.7	ug/kg	1.6
Bromomethane	ND	7.7	ug/kg	1.9
2-Butanone	ND	7.7	ug/kg	1.5
Carbon disulfide	ND	7.7	ug/kg	1.9
Carbon tetrachloride	ND	7.7	ug/kg	1.4
Chlorobenzene	ND	7.7	ug/kg	1.7
Chloroethane	ND	7.7	ug/kg	2.2
Chloroform	ND	7.7	ug/kg	1.6
Chloromethane	ND	7.7	ug/kg	1.7
Cyclohexane	ND	7.7	ug/kg	1.5
Dibromochloromethane	ND	7.7	ug/kg	1.4
1,2-Dibromo-3-chloro-propane	ND	7.7	ug/kg	1.3
1,2-Dibromoethane	ND	7.7	ug/kg	1.6
1,3-Dichlorobenzene	ND	7.7	ug/kg	1.6
1,4-Dichlorobenzene	ND	7.7	ug/kg	1.7
1,2-Dichlorobenzene	ND	7.7	ug/kg	1.7
Dichlorodifluoromethane	ND	7.7	ug/kg	2.0
1,1-Dichloroethane	ND	7.7	ug/kg	1.5
1,2-Dichloroethane	ND	7.7	ug/kg	1.7
1,1-Dichloroethene	ND	7.7	ug/kg	1.8
cis-1,2-Dichloroethene	ND	7.7	ug/kg	1.7
trans-1,2-Dichloroethene	ND	7.7	ug/kg	1.8
1,2-Dichloropropane	ND	7.7	ug/kg	1.7
cis-1,3-Dichloropropene	ND	7.7	ug/kg	1.4
trans-1,3-Dichloropropene	ND	7.7	ug/kg	1.3
Ethylbenzene	ND	7.7	ug/kg	1.8
2-Hexanone	ND	7.7	ug/kg	1.2
Isopropylbenzene	ND	7.7	ug/kg	1.6
Methyl acetate	ND	7.7	ug/kg	1.6
Methylene chloride	ND	7.7	ug/kg	1.2
Methylcyclohexane	ND	7.7	ug/kg	1.7
4-Methyl-2-pentanone	ND	7.7	ug/kg	1.3
Methyl tert-butyl ether	ND	7.7	ug/kg	1.4

(Continued on next page)

Tetra Tech NUS, Inc

Client Sample ID: FMC-3

GC/MS Volatiles

Lot-Sample #...: C7K020180-017 **Work Order #...:** KAEWD1AV **Matrix.....:** SOLID

PARAMETER	RESULT	REPORTING LIMIT	UNITS	MDL
Styrene	ND	7.7	ug/kg	1.7
1,1,2,2-Tetrachloroethane	ND	7.7	ug/kg	1.7
1,2,4-Trichloro-benzene	ND	7.7	ug/kg	1.6
Tetrachloroethene	ND	7.7	ug/kg	2.0
1,1,1-Trichloroethane	ND	7.7	ug/kg	1.6
1,1,2-Trichloroethane	ND	7.7	ug/kg	1.6
Trichloroethene	ND	7.7	ug/kg	1.7
Trichlorofluoromethane	ND	7.7	ug/kg	2.5
1,1,2-Trichloro-1,2,2-trifluoroethane	ND	7.7	ug/kg	1.9
Toluene	ND	7.7	ug/kg	1.2
Vinyl chloride	ND	7.7	ug/kg	1.7
Xylenes (total)	ND	23	ug/kg	5.4

SURROGATE	PERCENT RECOVERY	RECOVERY LIMITS
1,2-Dichloroethane-d4	96	(52 - 124)
Toluene-d8	103	(72 - 127)
4-Bromofluorobenzene	101	(63 - 120)
Dibromofluoromethane	90	(68 - 121)

NOTE(S):

Results and reporting limits have been adjusted for dry weight.

Tetra Tech NUS, Inc

Client Sample ID: FMC-4

GC/MS Volatiles

Lot-Sample #...: C7K020180-018	**Work Order #...:** KAEWN1AV	**Matrix.....:** SOLID
Date Sampled...: 10/31/07	**Date Received..:** 11/02/07	**MS Run #.....:** 7314024
Prep Date.....: 11/10/07	**Analysis Date..:** 11/10/07	
Prep Batch #...: 7314050	**Analysis Time..:** 18:31	
Dilution Factor: 1	**Initial Wgt/Vol:** 5 g	**Final Wgt/Vol..:** 5 mL
% Moisture.....: 55	**Analyst ID.....:** 010099	**Instrument ID..:** HP3
	Method.....: SW846 8260B	

PARAMETER	RESULT	REPORTING LIMIT	UNITS	MDL
Acetone	ND	44	ug/kg	11
Benzene	ND	11	ug/kg	2.3
Bromodichloromethane	ND	11	ug/kg	2.2
Bromoform	ND	11	ug/kg	2.3
Bromomethane	ND	11	ug/kg	2.8
2-Butanone	ND	11	ug/kg	2.2
Carbon disulfide	ND	11	ug/kg	2.7
Carbon tetrachloride	ND	11	ug/kg	2.0
Chlorobenzene	ND	11	ug/kg	2.5
Chloroethane	ND	11	ug/kg	3.2
Chloroform	ND	11	ug/kg	2.3
Chloromethane	ND	11	ug/kg	2.5
Cyclohexane	ND	11	ug/kg	2.2
Dibromochloromethane	ND	11	ug/kg	2.1
1,2-Dibromo-3-chloro-propane	ND	11	ug/kg	1.9
1,2-Dibromoethane	ND	11	ug/kg	2.3
1,3-Dichlorobenzene	ND	11	ug/kg	2.3
1,4-Dichlorobenzene	ND	11	ug/kg	2.5
1,2-Dichlorobenzene	ND	11	ug/kg	2.4
Dichlorodifluoromethane	ND	11	ug/kg	2.8
1,1-Dichloroethane	ND	11	ug/kg	2.2
1,2-Dichloroethane	ND	11	ug/kg	2.4
1,1-Dichloroethene	ND	11	ug/kg	2.6
cis-1,2-Dichloroethene	ND	11	ug/kg	2.4
trans-1,2-Dichloroethene	ND	11	ug/kg	2.6
1,2-Dichloropropane	ND	11	ug/kg	2.5
cis-1,3-Dichloropropene	ND	11	ug/kg	2.0
trans-1,3-Dichloropropene	ND	11	ug/kg	1.9
Ethylbenzene	ND	11	ug/kg	2.6
2-Hexanone	ND	11	ug/kg	1.8
Isopropylbenzene	ND	11	ug/kg	2.4
Methyl acetate	ND	11	ug/kg	2.4
Methylene chloride	ND	11	ug/kg	1.7
Methylcyclohexane	ND	11	ug/kg	2.5
4-Methyl-2-pentanone	ND	11	ug/kg	1.9
Methyl tert-butyl ether	ND	11	ug/kg	2.1

(Continued on next page)

Tetra Tech NUS, Inc

Client Sample ID: FMC-4

GC/MS Volatiles

Lot-Sample #...: C7K020180-018 **Work Order #...:** KAEWN1AV **Matrix.....:** SOLID

PARAMETER	RESULT	REPORTING LIMIT	UNITS	MDL
Styrene	ND	11	ug/kg	2.5
1,1,2,2-Tetrachloroethane	ND	11	ug/kg	2.5
1,2,4-Trichloro-benzene	ND	11	ug/kg	2.3
Tetrachloroethene	ND	11	ug/kg	2.9
1,1,1-Trichloroethane	ND	11	ug/kg	2.3
1,1,2-Trichloroethane	ND	11	ug/kg	2.4
Trichloroethene	ND	11	ug/kg	2.5
Trichlorofluoromethane	ND	11	ug/kg	3.6
1,1,2-Trichloro-1,2,2-trifluoroethane	ND	11	ug/kg	2.7
Toluene	ND	11	ug/kg	1.8
Vinyl chloride	ND	11	ug/kg	2.5
Xylenes (total)	ND	33	ug/kg	7.8

SURROGATE	PERCENT RECOVERY	RECOVERY LIMITS
1,2-Dichloroethane-d4	97	(52 - 124)
Toluene-d8	111	(72 - 127)
4-Bromofluorobenzene	95	(63 - 120)
Dibromofluoromethane	82	(68 - 121)

NOTE(S):

Results and reporting limits have been adjusted for dry weight.

Tetra Tech NUS, Inc

Client Sample ID: FMC-5

GC/MS Volatiles

Lot-Sample #...:	C7K020180-019	**Work Order #...:**	KAEWQ1AV	**Matrix.....:**	SOLID
Date Sampled...:	10/31/07	**Date Received..:**	11/02/07	**MS Run #.....:**	7314024
Prep Date.....:	11/10/07	**Analysis Date..:**	11/10/07		
Prep Batch #...:	7314050	**Analysis Time..:**	18:55		
Dilution Factor:	1	**Initial Wgt/Vol:**	5 g	**Final Wgt/Vol..:**	5 mL
% Moisture.....:	75	**Analyst ID.....:**	010099	**Instrument ID..:**	HP3
		Method.....:	SW846 8260B		

PARAMETER	RESULT	REPORTING LIMIT	UNITS	MDL
Acetone	ND	79	ug/kg	20
Benzene	ND	20	ug/kg	4.1
Bromodichloromethane	ND	20	ug/kg	3.8
Bromoform	ND	20	ug/kg	4.0
Bromomethane	ND	20	ug/kg	5.0
2-Butanone	ND	20	ug/kg	3.8
Carbon disulfide	ND	20	ug/kg	4.8
Carbon tetrachloride	ND	20	ug/kg	3.5
Chlorobenzene	ND	20	ug/kg	4.4
Chloroethane	ND	20	ug/kg	5.7
Chloroform	ND	20	ug/kg	4.2
Chloromethane	ND	20	ug/kg	4.4
Cyclohexane	ND	20	ug/kg	3.9
Dibromochloromethane	ND	20	ug/kg	3.6
1,2-Dibromo-3-chloro-propane	ND	20	ug/kg	3.3
1,2-Dibromoethane	ND	20	ug/kg	4.1
1,3-Dichlorobenzene	ND	20	ug/kg	4.1
1,4-Dichlorobenzene	ND	20	ug/kg	4.4
1,2-Dichlorobenzene	ND	20	ug/kg	4.3
Dichlorodifluoromethane	ND	20	ug/kg	5.0
1,1-Dichloroethane	ND	20	ug/kg	3.8
1,2-Dichloroethane	ND	20	ug/kg	4.3
1,1-Dichloroethene	ND	20	ug/kg	4.6
cis-1,2-Dichloroethene	ND	20	ug/kg	4.2
trans-1,2-Dichloroethene	ND	20	ug/kg	4.6
1,2-Dichloropropane	ND	20	ug/kg	4.4
cis-1,3-Dichloropropene	ND	20	ug/kg	3.5
trans-1,3-Dichloropropene	ND	20	ug/kg	3.4
Ethylbenzene	ND	20	ug/kg	4.7
2-Hexanone	ND	20	ug/kg	3.1
Isopropylbenzene	ND	20	ug/kg	4.2
Methyl acetate	ND	20	ug/kg	4.2
Methylene chloride	ND	20	ug/kg	3.0
Methylcyclohexane	ND	20	ug/kg	4.4
4-Methyl-2-pentanone	ND	20	ug/kg	3.4
Methyl tert-butyl ether	ND	20	ug/kg	3.6

(Continued on next page)

Tetra Tech NUS, Inc

Client Sample ID: FMC-5

GC/MS Volatiles

Lot-Sample #...: C7K020180-019 **Work Order #...:** KAEWQ1AV **Matrix.....:** SOLID

PARAMETER	RESULT	REPORTING LIMIT	UNITS	MDL
Styrene	ND	20	ug/kg	4.4
1,1,2,2-Tetrachloroethane	ND	20	ug/kg	4.5
1,2,4-Trichloro-benzene	ND	20	ug/kg	4.1
Tetrachloroethene	ND	20	ug/kg	5.1
1,1,1-Trichloroethane	ND	20	ug/kg	4.0
1,1,2-Trichloroethane	ND	20	ug/kg	4.2
Trichloroethene	ND	20	ug/kg	4.4
Trichlorofluoromethane	ND	20	ug/kg	6.4
1,1,2-Trichloro-1,2,2-trifluoroethane	ND	20	ug/kg	4.8
Toluene	ND	20	ug/kg	3.1
Vinyl chloride	ND	20	ug/kg	4.4
Xylenes (total)	ND	59	ug/kg	14

SURROGATE	PERCENT RECOVERY	RECOVERY LIMITS
1,2-Dichloroethane-d4	98	(52 - 124)
Toluene-d8	113	(72 - 127)
4-Bromofluorobenzene	89	(63 - 120)
Dibromofluoromethane	78	(68 - 121)

NOTE(S):

Results and reporting limits have been adjusted for dry weight.

Tetra Tech NUS, Inc

Client Sample ID: FMC-6

GC/MS Volatiles

Lot-Sample #...:	C7K020180-020	**Work Order #...:**	KAEWX1AV	**Matrix.....:**	SOLID
Date Sampled...:	10/31/07	**Date Received..:**	11/02/07	**MS Run #.....:**	7314024
Prep Date.....:	11/10/07	**Analysis Date..:**	11/10/07		
Prep Batch #...:	7314050	**Analysis Time..:**	19:18		
Dilution Factor:	1	**Initial Wgt/Vol:**	5 g	**Final Wgt/Vol..:**	5 mL
% Moisture.....:	36	**Analyst ID.....:**	010099	**Instrument ID..:**	HP3
		Method.....:	SW846 8260B		

PARAMETER	RESULT	REPORTING LIMIT	UNITS	MDL
Acetone	ND	31	ug/kg	7.9
Benzene	ND	7.9	ug/kg	1.6
Bromodichloromethane	ND	7.9	ug/kg	1.5
Bromoform	ND	7.9	ug/kg	1.6
Bromomethane	ND	7.9	ug/kg	2.0
2-Butanone	ND	7.9	ug/kg	1.5
Carbon disulfide	ND	7.9	ug/kg	1.9
Carbon tetrachloride	ND	7.9	ug/kg	1.4
Chlorobenzene	ND	7.9	ug/kg	1.7
Chloroethane	ND	7.9	ug/kg	2.3
Chloroform	ND	7.9	ug/kg	1.7
Chloromethane	ND	7.9	ug/kg	1.7
Cyclohexane	ND	7.9	ug/kg	1.6
Dibromochloromethane	ND	7.9	ug/kg	1.5
1,2-Dibromo-3-chloro-propane	ND	7.9	ug/kg	1.3
1,2-Dibromoethane	ND	7.9	ug/kg	1.6
1,3-Dichlorobenzene	ND	7.9	ug/kg	1.7
1,4-Dichlorobenzene	ND	7.9	ug/kg	1.7
1,2-Dichlorobenzene	ND	7.9	ug/kg	1.7
Dichlorodifluoromethane	ND	7.9	ug/kg	2.0
1,1-Dichloroethane	ND	7.9	ug/kg	1.5
1,2-Dichloroethane	ND	7.9	ug/kg	1.7
1,1-Dichloroethene	ND	7.9	ug/kg	1.8
cis-1,2-Dichloroethene	ND	7.9	ug/kg	1.7
trans-1,2-Dichloroethene	ND	7.9	ug/kg	1.8
1,2-Dichloropropane	ND	7.9	ug/kg	1.7
cis-1,3-Dichloropropene	ND	7.9	ug/kg	1.4
trans-1,3-Dichloropropene	ND	7.9	ug/kg	1.4
Ethylbenzene	ND	7.9	ug/kg	1.9
2-Hexanone	ND	7.9	ug/kg	1.2
Isopropylbenzene	ND	7.9	ug/kg	1.7
Methyl acetate	ND	7.9	ug/kg	1.7
Methylene chloride	ND	7.9	ug/kg	1.2
Methylcyclohexane	ND	7.9	ug/kg	1.8
4-Methyl-2-pentanone	ND	7.9	ug/kg	1.4
Methyl tert-butyl ether	ND	7.9	ug/kg	1.5

(Continued on next page)

Tetra Tech NUS, Inc

Client Sample ID: FMC-6

GC/MS Volatiles

Lot-Sample #...: C7K020180-020 **Work Order #...:** KAEWX1AV **Matrix.....:** SOLID

PARAMETER	RESULT	REPORTING LIMIT	UNITS	MDL
Styrene	ND	7.9	ug/kg	1.8
1,1,2,2-Tetrachloroethane	ND	7.9	ug/kg	1.8
1,2,4-Trichloro-benzene	ND	7.9	ug/kg	1.6
Tetrachloroethene	ND	7.9	ug/kg	2.0
1,1,1-Trichloroethane	ND	7.9	ug/kg	1.6
1,1,2-Trichloroethane	ND	7.9	ug/kg	1.7
Trichloroethene	ND	7.9	ug/kg	1.8
Trichlorofluoromethane	ND	7.9	ug/kg	2.5
1,1,2-Trichloro-1,2,2-trifluoroethane	ND	7.9	ug/kg	1.9
Toluene	ND	7.9	ug/kg	1.2
Vinyl chloride	ND	7.9	ug/kg	1.8
Xylenes (total)	ND	24	ug/kg	5.5

SURROGATE	PERCENT RECOVERY	RECOVERY LIMITS
1,2-Dichloroethane-d4	102	(52 - 124)
Toluene-d8	109	(72 - 127)
4-Bromofluorobenzene	99	(63 - 120)
Dibromofluoromethane	90	(68 - 121)

NOTE(S):

Results and reporting limits have been adjusted for dry weight.

Tetra Tech NUS, Inc

Client Sample ID: FMC-7

GC/MS Volatiles

Lot-Sample #...:	C7K020180-021	**Work Order #...:**	KAEW11AV	**Matrix.....:**	SOLID
Date Sampled...:	10/31/07	**Date Received..:**	11/02/07	**MS Run #.....:**	7316066
Prep Date.....:	11/12/07	**Analysis Date..:**	11/12/07		
Prep Batch #...:	7316069	**Analysis Time..:**	10:29		
Dilution Factor:	1	**Initial Wgt/Vol:**	5 g	**Final Wgt/Vol..:**	5 mL
% Moisture.....:	74	**Analyst ID.....:**	010099	**Instrument ID..:**	HP3
		Method.....:	SW846 8260B		

PARAMETER	RESULT	REPORTING LIMIT	UNITS	MDL
Acetone	**25 J**	**77**	**ug/kg**	**19**
Benzene	ND	19	ug/kg	4.0
Bromodichloromethane	ND	19	ug/kg	3.7
Bromoform	ND	19	ug/kg	3.9
Bromomethane	ND	19	ug/kg	4.9
2-Butanone	ND	19	ug/kg	3.7
Carbon disulfide	ND	19	ug/kg	4.7
Carbon tetrachloride	ND	19	ug/kg	3.4
Chlorobenzene	ND	19	ug/kg	4.3
Chloroethane	ND	19	ug/kg	5.5
Chloroform	ND	19	ug/kg	4.1
Chloromethane	ND	19	ug/kg	4.3
Cyclohexane	ND	19	ug/kg	3.8
Dibromochloromethane	ND	19	ug/kg	3.6
1,2-Dibromo-3-chloro-propane	ND	19	ug/kg	3.2
1,2-Dibromoethane	ND	19	ug/kg	4.0
1,3-Dichlorobenzene	ND	19	ug/kg	4.1
1,4-Dichlorobenzene	ND	19	ug/kg	4.3
1,2-Dichlorobenzene	ND	19	ug/kg	4.2
Dichlorodifluoromethane	ND	19	ug/kg	4.9
1,1-Dichloroethane	ND	19	ug/kg	3.8
1,2-Dichloroethane	ND	19	ug/kg	4.2
1,1-Dichloroethene	ND	19	ug/kg	4.5
cis-1,2-Dichloroethene	ND	19	ug/kg	4.2
trans-1,2-Dichloroethene	ND	19	ug/kg	4.5
1,2-Dichloropropane	ND	19	ug/kg	4.3
cis-1,3-Dichloropropene	ND	19	ug/kg	3.5
trans-1,3-Dichloropropene	ND	19	ug/kg	3.4
Ethylbenzene	ND	19	ug/kg	4.5
2-Hexanone	ND	19	ug/kg	3.0
Isopropylbenzene	ND	19	ug/kg	4.1
Methyl acetate	ND	19	ug/kg	4.1
Methylene chloride	**9.4 J**	**19**	**ug/kg**	**3.0**
Methylcyclohexane	ND	19	ug/kg	4.3
4-Methyl-2-pentanone	ND	19	ug/kg	3.3
Methyl tert-butyl ether	ND	19	ug/kg	3.6

(Continued on next page)

Tetra Tech NUS, Inc

Client Sample ID: FMC-7

GC/MS Volatiles

Lot-Sample #...: C7K020180-021 **Work Order #...:** KAEW11AV **Matrix.....:** SOLID

PARAMETER	RESULT	REPORTING LIMIT	UNITS	MDL
Styrene	ND	19	ug/kg	4.3
1,1,2,2-Tetrachloroethane	ND	19	ug/kg	4.4
1,2,4-Trichloro-benzene	ND	19	ug/kg	4.0
Tetrachloroethene	ND	19	ug/kg	5.0
1,1,1-Trichloroethane	ND	19	ug/kg	3.9
1,1,2-Trichloroethane	ND	19	ug/kg	4.1
Trichloroethene	ND	19	ug/kg	4.3
Trichlorofluoromethane	ND	19	ug/kg	6.2
1,1,2-Trichloro-1,2,2-trifluoroethane	ND	19	ug/kg	4.7
Toluene	ND	19	ug/kg	3.1
Vinyl chloride	ND	19	ug/kg	4.3
Xylenes (total)	ND	58	ug/kg	14

SURROGATE	PERCENT RECOVERY	RECOVERY LIMITS
1,2-Dichloroethane-d4	96	(52 - 124)
Toluene-d8	100	(72 - 127)
4-Bromofluorobenzene	90	(63 - 120)
Dibromofluoromethane	93	(68 - 121)

NOTE(S):

Results and reporting limits have been adjusted for dry weight.

J Estimated result. Result is less than RL.

Tetra Tech NUS, Inc

Client Sample ID: FMC-8

GC/MS Volatiles

Lot-Sample #...:	C7K020180-022	**Work Order #...:**	KAEW51AV	**Matrix.....:**	SOLID
Date Sampled...:	10/31/07	**Date Received..:**	11/02/07	**MS Run #.....:**	7316066
Prep Date.....:	11/12/07	**Analysis Date..:**	11/12/07		
Prep Batch #...:	7316069	**Analysis Time..:**	10:53		
Dilution Factor:	1	**Initial Wgt/Vol:**	5 g	**Final Wgt/Vol..:**	5 mL
% Moisture.....:	73	**Analyst ID.....:**	010099	**Instrument ID..:**	HP3
		Method.....:	SW846 8260B		

PARAMETER	RESULT	REPORTING LIMIT	UNITS	MDL
Acetone	**24 J**	**74**	**ug/kg**	**19**
Benzene	ND	19	ug/kg	3.8
Bromodichloromethane	ND	19	ug/kg	3.6
Bromoform	ND	19	ug/kg	3.8
Bromomethane	ND	19	ug/kg	4.7
2-Butanone	ND	19	ug/kg	3.6
Carbon disulfide	ND	19	ug/kg	4.5
Carbon tetrachloride	ND	19	ug/kg	3.3
Chlorobenzene	ND	19	ug/kg	4.1
Chloroethane	ND	19	ug/kg	5.3
Chloroform	ND	19	ug/kg	3.9
Chloromethane	ND	19	ug/kg	4.1
Cyclohexane	ND	19	ug/kg	3.7
Dibromochloromethane	ND	19	ug/kg	3.4
1,2-Dibromo-3-chloro-propane	ND	19	ug/kg	3.1
1,2-Dibromoethane	ND	19	ug/kg	3.9
1,3-Dichlorobenzene	ND	19	ug/kg	3.9
1,4-Dichlorobenzene	ND	19	ug/kg	4.1
1,2-Dichlorobenzene	ND	19	ug/kg	4.1
Dichlorodifluoromethane	ND	19	ug/kg	4.7
1,1-Dichloroethane	ND	19	ug/kg	3.6
1,2-Dichloroethane	ND	19	ug/kg	4.0
1,1-Dichloroethene	ND	19	ug/kg	4.3
cis-1,2-Dichloroethene	ND	19	ug/kg	4.0
trans-1,2-Dichloroethene	ND	19	ug/kg	4.3
1,2-Dichloropropane	ND	19	ug/kg	4.1
cis-1,3-Dichloropropene	ND	19	ug/kg	3.3
trans-1,3-Dichloropropene	ND	19	ug/kg	3.2
Ethylbenzene	ND	19	ug/kg	4.4
2-Hexanone	ND	19	ug/kg	2.9
Isopropylbenzene	ND	19	ug/kg	4.0
Methyl acetate	ND	19	ug/kg	3.9
Methylene chloride	**8.4 J**	**19**	**ug/kg**	**2.8**
Methylcyclohexane	ND	19	ug/kg	4.1
4-Methyl-2-pentanone	ND	19	ug/kg	3.2
Methyl tert-butyl ether	ND	19	ug/kg	3.4

(Continued on next page)

Tetra Tech NUS, Inc

Client Sample ID: FMC-8

GC/MS Volatiles

Lot-Sample #...: C7K020180-022 **Work Order #...:** KAEW51AV **Matrix.....:** SOLID

PARAMETER	RESULT	REPORTING LIMIT	UNITS	MDL
Styrene	ND	19	ug/kg	4.1
1,1,2,2-Tetrachloroethane	ND	19	ug/kg	4.2
1,2,4-Trichloro-benzene	ND	19	ug/kg	3.8
Tetrachloroethene	ND	19	ug/kg	4.8
1,1,1-Trichloroethane	ND	19	ug/kg	3.8
1,1,2-Trichloroethane	ND	19	ug/kg	3.9
Trichloroethene	ND	19	ug/kg	4.1
Trichlorofluoromethane	ND	19	ug/kg	6.0
1,1,2-Trichloro-1,2,2-trifluoroethane	ND	19	ug/kg	4.6
Toluene	ND	19	ug/kg	2.9
Vinyl chloride	ND	19	ug/kg	4.1
Xylenes (total)	ND	56	ug/kg	13

SURROGATE	PERCENT RECOVERY	RECOVERY LIMITS
1,2-Dichloroethane-d4	102	(52 - 124)
Toluene-d8	99	(72 - 127)
4-Bromofluorobenzene	91	(63 - 120)
Dibromofluoromethane	91	(68 - 121)

NOTE(S):

Results and reporting limits have been adjusted for dry weight.

J Estimated result. Result is less than RL.

Tetra Tech NUS, Inc

Client Sample ID: FMC-9

GC/MS Volatiles

Lot-Sample #...: C7K020180-002	**Work Order #...:** KAERC1AV	**Matrix.....:** SOLID
Date Sampled...: 10/30/07	**Date Received..:** 11/02/07	**MS Run #.....:** 7314024
Prep Date.....: 11/10/07	**Analysis Date..:** 11/10/07	
Prep Batch #...: 7314050	**Analysis Time..:** 12:07	
Dilution Factor: 1	**Initial Wgt/Vol:** 5 g	**Final Wgt/Vol..:** 5 mL
% Moisture.....: 74	**Analyst ID.....:** 010099	**Instrument ID..:** HP3
	Method.....: SW846 8260B	

PARAMETER	RESULT	REPORTING LIMIT	UNITS	MDL
Acetone	ND	76	ug/kg	19
Benzene	ND	19	ug/kg	3.9
Bromodichloromethane	ND	19	ug/kg	3.7
Bromoform	ND	19	ug/kg	3.9
Bromomethane	ND	19	ug/kg	4.8
2-Butanone	ND	19	ug/kg	3.7
Carbon disulfide	ND	19	ug/kg	4.7
Carbon tetrachloride	ND	19	ug/kg	3.4
Chlorobenzene	ND	19	ug/kg	4.2
Chloroethane	ND	19	ug/kg	5.5
Chloroform	ND	19	ug/kg	4.0
Chloromethane	ND	19	ug/kg	4.2
Cyclohexane	ND	19	ug/kg	3.8
Dibromochloromethane	ND	19	ug/kg	3.5
1,2-Dibromo-3-chloro-propane	ND	19	ug/kg	3.2
1,2-Dibromoethane	ND	19	ug/kg	4.0
1,3-Dichlorobenzene	ND	19	ug/kg	4.0
1,4-Dichlorobenzene	ND	19	ug/kg	4.2
1,2-Dichlorobenzene	ND	19	ug/kg	4.2
Dichlorodifluoromethane	ND	19	ug/kg	4.8
1,1-Dichloroethane	ND	19	ug/kg	3.7
1,2-Dichloroethane	ND	19	ug/kg	4.1
1,1-Dichloroethene	ND	19	ug/kg	4.4
cis-1,2-Dichloroethene	ND	19	ug/kg	4.1
trans-1,2-Dichloroethene	ND	19	ug/kg	4.4
1,2-Dichloropropane	ND	19	ug/kg	4.2
cis-1,3-Dichloropropene	ND	19	ug/kg	3.4
trans-1,3-Dichloropropene	ND	19	ug/kg	3.3
Ethylbenzene	ND	19	ug/kg	4.5
2-Hexanone	ND	19	ug/kg	3.0
Isopropylbenzene	ND	19	ug/kg	4.1
Methyl acetate	ND	19	ug/kg	4.0
Methylene chloride	**4.6 J**	**19**	**ug/kg**	**2.9**
Methylcyclohexane	ND	19	ug/kg	4.3
4-Methyl-2-pentanone	ND	19	ug/kg	3.3
Methyl tert-butyl ether	ND	19	ug/kg	3.5

(Continued on next page)

Tetra Tech NUS, Inc

Client Sample ID: FMC-9

GC/MS Volatiles

Lot-Sample #...: C7K020180-002 **Work Order #...:** KAERC1AV **Matrix.....:** SOLID

PARAMETER	RESULT	REPORTING LIMIT	UNITS	MDL
Styrene	ND	19	ug/kg	4.2
1,1,2,2-Tetrachloroethane	ND	19	ug/kg	4.3
1,2,4-Trichloro-benzene	ND	19	ug/kg	3.9
Tetrachloroethene	ND	19	ug/kg	4.9
1,1,1-Trichloroethane	ND	19	ug/kg	3.9
1,1,2-Trichloroethane	ND	19	ug/kg	4.0
Trichloroethene	ND	19	ug/kg	4.2
Trichlorofluoromethane	ND	19	ug/kg	6.2
1,1,2-Trichloro-1,2,2-trifluoroethane	ND	19	ug/kg	4.7
Toluene	ND	19	ug/kg	3.0
Vinyl chloride	ND	19	ug/kg	4.2
Xylenes (total)	ND	57	ug/kg	13

SURROGATE	PERCENT RECOVERY	RECOVERY LIMITS
1,2-Dichloroethane-d4	100	(52 - 124)
Toluene-d8	108	(72 - 127)
4-Bromofluorobenzene	104	(63 - 120)
Dibromofluoromethane	100	(68 - 121)

NOTE(S):

Results and reporting limits have been adjusted for dry weight.

J Estimated result. Result is less than RL.

Tetra Tech NUS, Inc

Client Sample ID: Trip_Blank#3

GC/MS Volatiles

Lot-Sample #...:	C7K020180-025	**Work Order #...:**	KAEXM1AA	**Matrix.....:**	WATER
Date Sampled...:	10/31/07	**Date Received..:**	11/02/07	**MS Run #.....:**	7314073
Prep Date.....:	11/10/07	**Analysis Date..:**	11/10/07		
Prep Batch #...:	7314148	**Analysis Time..:**	16:20		
Dilution Factor:	1	**Initial Wgt/Vol:**	5 mL	**Final Wgt/Vol..:**	5 mL
Analyst ID.....:	403419	**Instrument ID..:**	HP6		
		Method.....:	SW846 8260B		

PARAMETER	RESULT	REPORTING LIMIT	UNITS	MDL
Acetone	**16**	**5.0**	**ug/L**	**2.5**
Benzene	ND	1.0	ug/L	0.19
Bromodichloromethane	ND	1.0	ug/L	0.099
Bromoform	ND	1.0	ug/L	0.27
Bromomethane	ND	1.0	ug/L	0.18
2-Butanone	ND	5.0	ug/L	0.65
Carbon disulfide	ND	1.0	ug/L	0.11
Carbon tetrachloride	ND	1.0	ug/L	0.22
Chlorobenzene	ND	1.0	ug/L	0.33
Chloroethane	ND	1.0	ug/L	0.11
Chloroform	ND	1.0	ug/L	0.068
Chloromethane	ND	1.0	ug/L	0.14
Cyclohexane	ND	1.0	ug/L	0.11
Dibromochloromethane	ND	1.0	ug/L	0.20
1,2-Dibromo-3-chloro-propane	ND	1.0	ug/L	0.26
1,2-Dibromoethane	ND	1.0	ug/L	0.15
1,3-Dichlorobenzene	ND	1.0	ug/L	0.10
1,4-Dichlorobenzene	ND	1.0	ug/L	0.10
1,2-Dichlorobenzene	ND	1.0	ug/L	0.086
Dichlorodifluoromethane	ND	1.0	ug/L	0.23
1,1-Dichloroethane	ND	1.0	ug/L	0.19
1,2-Dichloroethane	ND	1.0	ug/L	0.076
1,1-Dichloroethene	ND	1.0	ug/L	0.17
cis-1,2-Dichloroethene	ND	1.0	ug/L	0.090
trans-1,2-Dichloroethene	ND	1.0	ug/L	0.097
1,2-Dichloropropane	ND	1.0	ug/L	0.24
cis-1,3-Dichloropropene	ND	1.0	ug/L	0.13
trans-1,3-Dichloropropene	ND	1.0	ug/L	0.16
Ethylbenzene	ND	1.0	ug/L	0.066
2-Hexanone	ND	5.0	ug/L	0.55
Isopropylbenzene	ND	1.0	ug/L	0.27
Methyl acetate	ND	1.0	ug/L	0.17
Methylene chloride	**0.92 J,B**	**1.0**	**ug/L**	**0.19**
Methylcyclohexane	ND	1.0	ug/L	0.18
4-Methyl-2-pentanone	ND	5.0	ug/L	0.61
Methyl tert-butyl ether	ND	1.0	ug/L	0.13

(Continued on next page)

Tetra Tech NUS, Inc

Client Sample ID: Trip_Blank#3

GC/MS Volatiles

Lot-Sample #...: C7K020180-025 **Work Order #...:** KAEXM1AA **Matrix.....:** WATER

PARAMETER	RESULT	REPORTING LIMIT	UNITS	MDL
Styrene	ND	1.0	ug/L	0.25
1,1,2,2-Tetrachloroethane	ND	1.0	ug/L	0.22
1,2,4-Trichloro-benzene	ND	1.0	ug/L	0.11
Tetrachloroethene	ND	1.0	ug/L	0.088
1,1,1-Trichloroethane	ND	1.0	ug/L	0.11
1,1,2-Trichloroethane	ND	1.0	ug/L	0.11
Trichloroethene	ND	1.0	ug/L	0.22
Trichlorofluoromethane	ND	1.0	ug/L	0.17
1,1,2-Trichloro-1,2,2-trifluoroethane	ND	1.0	ug/L	0.14
Toluene	**0.37 J**	**1.0**	**ug/L**	**0.21**
Vinyl chloride	ND	1.0	ug/L	0.11
Xylenes (total)	ND	3.0	ug/L	0.20

SURROGATE	PERCENT RECOVERY	RECOVERY LIMITS
Toluene-d8	92	(71 - 118)
1,2-Dichloroethane-d4	103	(64 - 135)
4-Bromofluorobenzene	102	(70 - 118)
Dibromofluoromethane	101	(64 - 128)

NOTE(S):

J Estimated result. Result is less than RL.

B Method blank contamination. The associated method blank contains the target analyte at a reportable level.

Tetra Tech NUS, Inc

Client Sample ID: Trip_Blank#4

GC/MS Volatiles

Lot-Sample #...: C7K020180-026	**Work Order #...:** KAEXT1AA	**Matrix.....:** WATER
Date Sampled...: 10/31/07	**Date Received..:** 11/02/07	**MS Run #.....:** 7314073
Prep Date.....: 11/10/07	**Analysis Date..:** 11/10/07	
Prep Batch #...: 7314148	**Analysis Time..:** 16:44	
Dilution Factor: 1	**Initial Wgt/Vol:** 5 mL	**Final Wgt/Vol..:** 5 mL
Analyst ID.....: 403419	**Instrument ID..:** HP6	
	Method.....: SW846 8260B	

PARAMETER	RESULT	REPORTING LIMIT	UNITS	MDL
Acetone	**3.4 J**	**5.0**	**ug/L**	**2.5**
Benzene	ND	1.0	ug/L	0.19
Bromodichloromethane	ND	1.0	ug/L	0.099
Bromoform	ND	1.0	ug/L	0.27
Bromomethane	ND	1.0	ug/L	0.18
2-Butanone	ND	5.0	ug/L	0.65
Carbon disulfide	ND	1.0	ug/L	0.11
Carbon tetrachloride	ND	1.0	ug/L	0.22
Chlorobenzene	ND	1.0	ug/L	0.33
Chloroethane	ND	1.0	ug/L	0.11
Chloroform	ND	1.0	ug/L	0.068
Chloromethane	ND	1.0	ug/L	0.14
Cyclohexane	ND	1.0	ug/L	0.11
Dibromochloromethane	ND	1.0	ug/L	0.20
1,2-Dibromo-3-chloro-propane	ND	1.0	ug/L	0.26
1,2-Dibromoethane	ND	1.0	ug/L	0.15
1,3-Dichlorobenzene	ND	1.0	ug/L	0.10
1,4-Dichlorobenzene	ND	1.0	ug/L	0.10
1,2-Dichlorobenzene	ND	1.0	ug/L	0.086
Dichlorodifluoromethane	ND	1.0	ug/L	0.23
1,1-Dichloroethane	ND	1.0	ug/L	0.19
1,2-Dichloroethane	ND	1.0	ug/L	0.076
1,1-Dichloroethene	ND	1.0	ug/L	0.17
cis-1,2-Dichloroethene	ND	1.0	ug/L	0.090
trans-1,2-Dichloroethene	ND	1.0	ug/L	0.097
1,2-Dichloropropane	ND	1.0	ug/L	0.24
cis-1,3-Dichloropropene	ND	1.0	ug/L	0.13
trans-1,3-Dichloropropene	ND	1.0	ug/L	0.16
Ethylbenzene	ND	1.0	ug/L	0.066
2-Hexanone	ND	5.0	ug/L	0.55
Isopropylbenzene	ND	1.0	ug/L	0.27
Methyl acetate	ND	1.0	ug/L	0.17
Methylene chloride	**0.34 J,B**	**1.0**	**ug/L**	**0.19**
Methylcyclohexane	ND	1.0	ug/L	0.18
4-Methyl-2-pentanone	ND	5.0	ug/L	0.61
Methyl tert-butyl ether	ND	1.0	ug/L	0.13

(Continued on next page)

Tetra Tech NUS, Inc

Client Sample ID: Trip_Blank#4

GC/MS Volatiles

Lot-Sample #...: C7K020180-026 **Work Order #...:** KAEXT1AA **Matrix.....:** WATER

PARAMETER	RESULT	REPORTING LIMIT	UNITS	MDL
Styrene	ND	1.0	ug/L	0.25
1,1,2,2-Tetrachloroethane	ND	1.0	ug/L	0.22
1,2,4-Trichloro-benzene	ND	1.0	ug/L	0.11
Tetrachloroethene	ND	1.0	ug/L	0.088
1,1,1-Trichloroethane	ND	1.0	ug/L	0.11
1,1,2-Trichloroethane	ND	1.0	ug/L	0.11
Trichloroethene	ND	1.0	ug/L	0.22
Trichlorofluoromethane	ND	1.0	ug/L	0.17
1,1,2-Trichloro-1,2,2-trifluoroethane	ND	1.0	ug/L	0.14
Toluene	ND	1.0	ug/L	0.21
Vinyl chloride	ND	1.0	ug/L	0.11
Xylenes (total)	ND	3.0	ug/L	0.20

SURROGATE	PERCENT RECOVERY	RECOVERY LIMITS
Toluene-d8	96	(71 - 118)
1,2-Dichloroethane-d4	106	(64 - 135)
4-Bromofluorobenzene	100	(70 - 118)
Dibromofluoromethane	107	(64 - 128)

NOTE(S):

J Estimated result. Result is less than RL.

B Method blank contamination. The associated method blank contains the target analyte at a reportable level.

Tetra Tech NUS, Inc

Client Sample ID: FMC-10

GC/MS Semivolatiles

Lot-Sample #...:	C7K020180-003	**Work Order #...:**	KAERF1AU	**Matrix.....:**	SOLID
Date Sampled...:	10/30/07	**Date Received..:**	11/02/07	**MS Run #.....:**	7313018
Prep Date.....:	11/09/07	**Analysis Date..:**	11/23/07		
Prep Batch #...:	7313027	**Analysis Time..:**	19:26		
Dilution Factor:	5	**Initial Wgt/Vol:**	30 g	**Final Wgt/Vol..:**	0.5 mL
% Moisture.....:	68	**Analyst ID.....:**	045183	**Instrument ID..:**	71
		Method.....:	SW846 8270C		

PARAMETER	RESULT	REPORTING LIMIT	UNITS	MDL
Acenaphthene	ND	110	ug/kg	27
Acenaphthylene	**160**	**110**	**ug/kg**	**31**
Acetophenone	ND	520	ug/kg	32
Anthracene	**180**	**110**	**ug/kg**	**30**
Atrazine	ND	520	ug/kg	36
Benzo(a)anthracene	**350**	**110**	**ug/kg**	**21**
Benzo(a)pyrene	**470**	**110**	**ug/kg**	**16**
Benzo(b)fluoranthene	**680**	**110**	**ug/kg**	**20**
Benzo(ghi)perylene	**480**	**110**	**ug/kg**	**18**
Benzo(k)fluoranthene	ND	110	ug/kg	17
Benzaldehyde	**430 J**	**520**	**ug/kg**	**56**
1,1'-Biphenyl	ND	520	ug/kg	29
bis(2-Chloroethoxy) methane	ND	520	ug/kg	24
bis(2-Chloroethyl)-ether	ND	110	ug/kg	12
bis(2-Ethylhexyl) phthalate	**230 J**	**520**	**ug/kg**	**40**
4-Bromophenyl phenyl ether	ND	520	ug/kg	24
Butyl benzyl phthalate	**170 J**	**520**	**ug/kg**	**42**
Caprolactam	**200 J**	**520**	**ug/kg**	**99**
Carbazole	**33 J**	**110**	**ug/kg**	**22**
4-Chloroaniline	ND	520	ug/kg	45
4-Chloro-3-methylphenol	ND	520	ug/kg	32
2-Chloronaphthalene	ND	110	ug/kg	30
2-Chlorophenol	ND	520	ug/kg	26
4-Chlorophenyl phenyl ether	ND	520	ug/kg	26
Chrysene	**450**	**110**	**ug/kg**	**21**
Dibenz(a,h)anthracene	**100 J**	**110**	**ug/kg**	**33**
Dibenzofuran	**30 J**	**520**	**ug/kg**	**29**
3,3'-Dichlorobenzidine	ND	520	ug/kg	120
2,4-Dichlorophenol	ND	110	ug/kg	16
Diethyl phthalate	ND	520	ug/kg	47
2,4-Dimethylphenol	ND	520	ug/kg	23
Dimethyl phthalate	ND	520	ug/kg	30

(Continued on next page)

Tetra Tech NUS, Inc

Client Sample ID: FMC-10

GC/MS Semivolatiles

Lot-Sample #...: C7K020180-003 **Work Order #...:** KAERF1AU **Matrix.....:** SOLID

PARAMETER	RESULT	REPORTING LIMIT	UNITS	MDL
Di-n-butyl phthalate	ND	520	ug/kg	87
4,6-Dinitro-2-methylphenol	ND	2700	ug/kg	370
2,4-Dinitrophenol	ND	2700	ug/kg	620
2,4-Dinitrotoluene	ND	520	ug/kg	27
2,6-Dinitrotoluene	ND	520	ug/kg	34
Di-n-octyl phthalate	ND	520	ug/kg	37
Fluoranthene	**690**	**110**	**ug/kg**	**34**
Fluorene	**73 J**	**110**	**ug/kg**	**25**
Hexachlorobenzene	ND	110	ug/kg	32
Hexachlorobutadiene	ND	110	ug/kg	32
Hexachlorocyclopentadiene	ND	520	ug/kg	24
Hexachloroethane	ND	520	ug/kg	23
Indeno(1,2,3-cd)pyrene	**400**	**110**	**ug/kg**	**19**
Isophorone	ND	520	ug/kg	29
2-Methylnaphthalene	**75 J**	**110**	**ug/kg**	**29**
2-Methylphenol	ND	520	ug/kg	33
4-Methylphenol	**49 J**	**520**	**ug/kg**	**33**
Naphthalene	**86 J**	**110**	**ug/kg**	**25**
2-Nitroaniline	ND	2700	ug/kg	32
3-Nitroaniline	ND	2700	ug/kg	45
4-Nitroaniline	ND	2700	ug/kg	22
Nitrobenzene	ND	110	ug/kg	13
2-Nitrophenol	ND	520	ug/kg	42
4-Nitrophenol	ND	2700	ug/kg	41
N-Nitrosodi-n-propylamine	ND	110	ug/kg	13
N-Nitrosodiphenylamine	ND	110	ug/kg	28
2,2'-oxybis(1-Chloropropane)	ND	110	ug/kg	31
Pentachlorophenol	ND	520	ug/kg	39
Phenanthrene	**240**	**110**	**ug/kg**	**25**
Phenol	ND	110	ug/kg	32
Pyrene	**720**	**110**	**ug/kg**	**32**
2,4,5-Trichlorophenol	ND	520	ug/kg	43
2,4,6-Trichlorophenol	ND	520	ug/kg	42

(Continued on next page)

Tetra Tech NUS, Inc

Client Sample ID: FMC-10

GC/MS Semivolatiles

Lot-Sample #...: C7K020180-003 **Work Order #...:** KAERF1AU **Matrix.....:** SOLID

SURROGATE	PERCENT RECOVERY	RECOVERY LIMITS
Nitrobenzene-d5	74	(27 - 110)
Terphenyl-d14	81	(21 - 130)
2-Fluorobiphenyl	72	(28 - 108)
2-Fluorophenol	75	(28 - 107)
Phenol-d5	78	(30 - 112)
2,4,6-Tribromophenol	74	(21 - 116)

NOTE(S):

Results and reporting limits have been adjusted for dry weight.

J Estimated result. Result is less than RL.

Tetra Tech NUS, Inc

Client Sample ID: FMC-11

GC/MS Semivolatiles

Lot-Sample #...:	C7K020180-004	**Work Order #...:**	KAERJ1AU	**Matrix.....:**	SOLID
Date Sampled...:	10/30/07	**Date Received..:**	11/02/07	**MS Run #.....:**	7313018
Prep Date.....:	11/09/07	**Analysis Date..:**	11/23/07		
Prep Batch #...:	7313027	**Analysis Time..:**	19:44		
Dilution Factor:	5	**Initial Wgt/Vol:**	30 g	**Final Wgt/Vol..:**	0.5 mL
% Moisture.....:	75	**Analyst ID.....:**	045183	**Instrument ID..:**	71
		Method.....:	SW846 8270C		

PARAMETER	RESULT	REPORTING LIMIT	UNITS	MDL
Acenaphthene	ND	130	ug/kg	34
Acenaphthylene	**150**	**130**	**ug/kg**	**38**
Acetophenone	ND	650	ug/kg	40
Anthracene	**170**	**130**	**ug/kg**	**37**
Atrazine	ND	650	ug/kg	45
Benzo(a)anthracene	**330**	**130**	**ug/kg**	**26**
Benzo(a)pyrene	**400**	**130**	**ug/kg**	**20**
Benzo(b)fluoranthene	**640**	**130**	**ug/kg**	**25**
Benzo(ghi)perylene	**430**	**130**	**ug/kg**	**22**
Benzo(k)fluoranthene	**170**	**130**	**ug/kg**	**21**
Benzaldehyde	**520 J**	**650**	**ug/kg**	**70**
1,1'-Biphenyl	ND	650	ug/kg	36
bis(2-Chloroethoxy) methane	ND	650	ug/kg	31
bis(2-Chloroethyl)-ether	ND	130	ug/kg	15
bis(2-Ethylhexyl) phthalate	**290 J**	**650**	**ug/kg**	**50**
4-Bromophenyl phenyl ether	ND	650	ug/kg	29
Butyl benzyl phthalate	**200 J**	**650**	**ug/kg**	**53**
Caprolactam	ND	650	ug/kg	120
Carbazole	**28 J**	**130**	**ug/kg**	**27**
4-Chloroaniline	ND	650	ug/kg	57
4-Chloro-3-methylphenol	ND	650	ug/kg	40
2-Chloronaphthalene	ND	130	ug/kg	38
2-Chlorophenol	ND	650	ug/kg	33
4-Chlorophenyl phenyl ether	ND	650	ug/kg	33
Chrysene	**370**	**130**	**ug/kg**	**26**
Dibenz(a,h)anthracene	**88 J**	**130**	**ug/kg**	**42**
Dibenzofuran	ND	650	ug/kg	36
3,3'-Dichlorobenzidine	ND	650	ug/kg	150
2,4-Dichlorophenol	ND	130	ug/kg	20
Diethyl phthalate	ND	650	ug/kg	59
2,4-Dimethylphenol	ND	650	ug/kg	28
Dimethyl phthalate	ND	650	ug/kg	37

(Continued on next page)

Tetra Tech NUS, Inc

Client Sample ID: FMC-11

GC/MS Semivolatiles

Lot-Sample #...: C7K020180-004 Work Order #...: KAERJ1AU Matrix.....: SOLID

PARAMETER	RESULT	REPORTING LIMIT	UNITS	MDL
Di-n-butyl phthalate	ND	650	ug/kg	110
4,6-Dinitro-2-methylphenol	ND	3400	ug/kg	460
2,4-Dinitrophenol	ND	3400	ug/kg	780
2,4-Dinitrotoluene	ND	650	ug/kg	34
2,6-Dinitrotoluene	ND	650	ug/kg	42
Di-n-octyl phthalate	ND	650	ug/kg	46
Fluoranthene	**560**	**130**	**ug/kg**	**42**
Fluorene	**65 J**	**130**	**ug/kg**	**32**
Hexachlorobenzene	ND	130	ug/kg	40
Hexachlorobutadiene	ND	130	ug/kg	40
Hexachlorocyclopentadiene	ND	650	ug/kg	30
Hexachloroethane	ND	650	ug/kg	29
Indeno(1,2,3-cd)pyrene	**350**	**130**	**ug/kg**	**23**
Isophorone	ND	650	ug/kg	37
2-Methylnaphthalene	**67 J**	**130**	**ug/kg**	**36**
2-Methylphenol	ND	650	ug/kg	41
4-Methylphenol	ND	650	ug/kg	41
Naphthalene	**74 J**	**130**	**ug/kg**	**32**
2-Nitroaniline	ND	3400	ug/kg	40
3-Nitroaniline	ND	3400	ug/kg	56
4-Nitroaniline	ND	3400	ug/kg	28
Nitrobenzene	ND	130	ug/kg	16
2-Nitrophenol	ND	650	ug/kg	52
4-Nitrophenol	ND	3400	ug/kg	51
N-Nitrosodi-n-propylamine	ND	130	ug/kg	16
N-Nitrosodiphenylamine	ND	130	ug/kg	36
2,2'-oxybis(1-Chloropropane)	ND	130	ug/kg	39
Pentachlorophenol	ND	650	ug/kg	49
Phenanthrene	**220**	**130**	**ug/kg**	**31**
Phenol	ND	130	ug/kg	40
Pyrene	**650**	**130**	**ug/kg**	**40**
2,4,5-Trichlorophenol	ND	650	ug/kg	54
2,4,6-Trichlorophenol	ND	650	ug/kg	53

(Continued on next page)

Tetra Tech NUS, Inc

Client Sample ID: FMC-11

GC/MS Semivolatiles

Lot-Sample #...: C7K020180-004 **Work Order #...:** KAERJ1AU **Matrix.....:** SOLID

SURROGATE	PERCENT RECOVERY	RECOVERY LIMITS
Nitrobenzene-d5	47	(27 - 110)
Terphenyl-d14	65	(21 - 130)
2-Fluorobiphenyl	52	(28 - 108)
2-Fluorophenol	44	(28 - 107)
Phenol-d5	51	(30 - 112)
2,4,6-Tribromophenol	60	(21 - 116)

NOTE(S):

Results and reporting limits have been adjusted for dry weight.

J Estimated result. Result is less than RL.

Tetra Tech NUS, Inc

Client Sample ID: FMC-12

GC/MS Semivolatiles

Lot-Sample #...:	C7K020180-005	**Work Order #...:**	KAERM1AU	**Matrix.....:**	SOLID
Date Sampled...:	10/30/07	**Date Received..:**	11/02/07	**MS Run #.....:**	7313018
Prep Date.....:	11/09/07	**Analysis Date..:**	11/23/07		
Prep Batch #...:	7313027	**Analysis Time..:**	20:02		
Dilution Factor:	5	**Initial Wgt/Vol:**	30 g	**Final Wgt/Vol..:**	0.5 mL
% Moisture.....:	60	**Analyst ID.....:**	045183	**Instrument ID..:**	71
		Method.....:	SW846 8270C		

PARAMETER	RESULT	REPORTING LIMIT	UNITS	MDL
Acenaphthene	ND	85	ug/kg	22
Acenaphthylene	**81 J**	**85**	**ug/kg**	**24**
Acetophenone	ND	420	ug/kg	25
Anthracene	**92**	**85**	**ug/kg**	**24**
Atrazine	ND	420	ug/kg	29
Benzo(a)anthracene	**190**	**85**	**ug/kg**	**17**
Benzo(a)pyrene	**230**	**85**	**ug/kg**	**13**
Benzo(b)fluoranthene	**320**	**85**	**ug/kg**	**16**
Benzo(ghi)perylene	**240**	**85**	**ug/kg**	**14**
Benzo(k)fluoranthene	**130**	**85**	**ug/kg**	**13**
Benzaldehyde	**330 J**	**420**	**ug/kg**	**44**
1,1'-Biphenyl	ND	420	ug/kg	23
bis(2-Chloroethoxy) methane	ND	420	ug/kg	20
bis(2-Chloroethyl)-ether	ND	85	ug/kg	9.4
bis(2-Ethylhexyl) phthalate	**170 J**	**420**	**ug/kg**	**32**
4-Bromophenyl phenyl ether	ND	420	ug/kg	19
Butyl benzyl phthalate	ND	420	ug/kg	34
Caprolactam	**170 J**	**420**	**ug/kg**	**79**
Carbazole	ND	85	ug/kg	17
4-Chloroaniline	ND	420	ug/kg	36
4-Chloro-3-methylphenol	ND	420	ug/kg	26
2-Chloronaphthalene	ND	85	ug/kg	24
2-Chlorophenol	ND	420	ug/kg	21
4-Chlorophenyl phenyl ether	ND	420	ug/kg	21
Chrysene	**210**	**85**	**ug/kg**	**17**
Dibenz(a,h)anthracene	**54 J**	**85**	**ug/kg**	**27**
Dibenzofuran	ND	420	ug/kg	23
3,3'-Dichlorobenzidine	ND	420	ug/kg	94
2,4-Dichlorophenol	ND	85	ug/kg	12
Diethyl phthalate	ND	420	ug/kg	37
2,4-Dimethylphenol	ND	420	ug/kg	18
Dimethyl phthalate	ND	420	ug/kg	24

(Continued on next page)

Tetra Tech NUS, Inc

Client Sample ID: FMC-12

GC/MS Semivolatiles

Lot-Sample #...: C7K020180-005 Work Order #...: KAERM1AU Matrix.....: SOLID

PARAMETER	RESULT	REPORTING LIMIT	UNITS	MDL
Di-n-butyl phthalate	ND	420	ug/kg	69
4,6-Dinitro-2-methylphenol	ND	2100	ug/kg	300
2,4-Dinitrophenol	ND	2100	ug/kg	500
2,4-Dinitrotoluene	ND	420	ug/kg	22
2,6-Dinitrotoluene	ND	420	ug/kg	27
Di-n-octyl phthalate	ND	420	ug/kg	29
Fluoranthene	**370**	**85**	**ug/kg**	**27**
Fluorene	**36 J**	**85**	**ug/kg**	**20**
Hexachlorobenzene	ND	85	ug/kg	25
Hexachlorobutadiene	ND	85	ug/kg	26
Hexachlorocyclopentadiene	ND	420	ug/kg	19
Hexachloroethane	ND	420	ug/kg	19
Indeno(1,2,3-cd)pyrene	**190**	**85**	**ug/kg**	**15**
Isophorone	ND	420	ug/kg	23
2-Methylnaphthalene	**32 J**	**85**	**ug/kg**	**23**
2-Methylphenol	ND	420	ug/kg	26
4-Methylphenol	ND	420	ug/kg	26
Naphthalene	**39 J**	**85**	**ug/kg**	**20**
2-Nitroaniline	ND	2100	ug/kg	25
3-Nitroaniline	ND	2100	ug/kg	36
4-Nitroaniline	ND	2100	ug/kg	18
Nitrobenzene	ND	85	ug/kg	10
2-Nitrophenol	ND	420	ug/kg	33
4-Nitrophenol	ND	2100	ug/kg	33
N-Nitrosodi-n-propylamine	ND	85	ug/kg	10
N-Nitrosodiphenylamine	ND	85	ug/kg	23
2,2'-oxybis(1-Chloropropane)	ND	85	ug/kg	25
Pentachlorophenol	ND	420	ug/kg	31
Phenanthrene	**130**	**85**	**ug/kg**	**20**
Phenol	ND	85	ug/kg	25
Pyrene	**350**	**85**	**ug/kg**	**26**
2,4,5-Trichlorophenol	ND	420	ug/kg	35
2,4,6-Trichlorophenol	ND	420	ug/kg	34

(Continued on next page)

Tetra Tech NUS, Inc

Client Sample ID: FMC-12

GC/MS Semivolatiles

Lot-Sample #...: C7K020180-005 **Work Order #...:** KAERM1AU **Matrix.....:** SOLID

SURROGATE	PERCENT RECOVERY	RECOVERY LIMITS
Nitrobenzene-d5	44	(27 - 110)
Terphenyl-d14	47	(21 - 130)
2-Fluorobiphenyl	45	(28 - 108)
2-Fluorophenol	42	(28 - 107)
Phenol-d5	44	(30 - 112)
2,4,6-Tribromophenol	44	(21 - 116)

NOTE(S):

Results and reporting limits have been adjusted for dry weight.

J Estimated result. Result is less than RL.

Tetra Tech NUS, Inc

Client Sample ID: FMC-13

GC/MS Semivolatiles

Lot-Sample #...:	C7K020180-006	**Work Order #...:**	KAERT1AU	**Matrix.....:**	SOLID
Date Sampled...:	10/30/07	**Date Received..:**	11/02/07	**MS Run #.....:**	7313018
Prep Date.....:	11/09/07	**Analysis Date..:**	11/23/07		
Prep Batch #...:	7313027	**Analysis Time..:**	20:20		
Dilution Factor:	5	**Initial Wgt/Vol:**	30 g	**Final Wgt/Vol..:**	0.5 mL
% Moisture.....:	70	**Analyst ID.....:**	045183	**Instrument ID..:**	71
		Method.....:	SW846 8270C		

PARAMETER	RESULT	REPORTING LIMIT	UNITS	MDL
Acenaphthene	ND	110	ug/kg	29
Acenaphthylene	**140**	**110**	**ug/kg**	**32**
Acetophenone	ND	550	ug/kg	34
Anthracene	**170**	**110**	**ug/kg**	**31**
Atrazine	ND	550	ug/kg	38
Benzo(a)anthracene	**350**	**110**	**ug/kg**	**22**
Benzo(a)pyrene	**440**	**110**	**ug/kg**	**17**
Benzo(b)fluoranthene	**820**	**110**	**ug/kg**	**21**
Benzo(ghi)perylene	**460**	**110**	**ug/kg**	**19**
Benzo(k)fluoranthene	ND	110	ug/kg	18
Benzaldehyde	**440 J**	**550**	**ug/kg**	**59**
1,1'-Biphenyl	ND	550	ug/kg	30
bis(2-Chloroethoxy) methane	ND	550	ug/kg	26
bis(2-Chloroethyl)-ether	ND	110	ug/kg	12
bis(2-Ethylhexyl) phthalate	**270 J**	**550**	**ug/kg**	**42**
4-Bromophenyl phenyl ether	ND	550	ug/kg	25
Butyl benzyl phthalate	**170 J**	**550**	**ug/kg**	**44**
Caprolactam	**240 J**	**550**	**ug/kg**	**100**
Carbazole	**27 J**	**110**	**ug/kg**	**23**
4-Chloroaniline	ND	550	ug/kg	48
4-Chloro-3-methylphenol	ND	550	ug/kg	34
2-Chloronaphthalene	ND	110	ug/kg	32
2-Chlorophenol	ND	550	ug/kg	28
4-Chlorophenyl phenyl ether	ND	550	ug/kg	27
Chrysene	**370**	**110**	**ug/kg**	**22**
Dibenz(a,h)anthracene	**100 J**	**110**	**ug/kg**	**35**
Dibenzofuran	**31 J**	**550**	**ug/kg**	**31**
3,3'-Dichlorobenzidine	ND	550	ug/kg	120
2,4-Dichlorophenol	ND	110	ug/kg	16
Diethyl phthalate	ND	550	ug/kg	49
2,4-Dimethylphenol	ND	550	ug/kg	24
Dimethyl phthalate	ND	550	ug/kg	31

(Continued on next page)

Tetra Tech NUS, Inc

Client Sample ID: FMC-13

GC/MS Semivolatiles

Lot-Sample #...: C7K020180-006 Work Order #...: KAERT1AU Matrix.....: SOLID

PARAMETER	RESULT	REPORTING LIMIT	UNITS	MDL
Di-n-butyl phthalate	ND	550	ug/kg	92
4,6-Dinitro-2-methylphenol	ND	2800	ug/kg	390
2,4-Dinitrophenol	ND	2800	ug/kg	650
2,4-Dinitrotoluene	ND	550	ug/kg	29
2,6-Dinitrotoluene	ND	550	ug/kg	36
Di-n-octyl phthalate	ND	550	ug/kg	39
Fluoranthene	**610**	**110**	**ug/kg**	**36**
Fluorene	**63 J**	**110**	**ug/kg**	**27**
Hexachlorobenzene	ND	110	ug/kg	33
Hexachlorobutadiene	ND	110	ug/kg	34
Hexachlorocyclopentadiene	ND	550	ug/kg	25
Hexachloroethane	ND	550	ug/kg	25
Indeno(1,2,3-cd)pyrene	**370**	**110**	**ug/kg**	**20**
Isophorone	ND	550	ug/kg	31
2-Methylnaphthalene	**63 J**	**110**	**ug/kg**	**31**
2-Methylphenol	ND	550	ug/kg	35
4-Methylphenol	**38 J**	**550**	**ug/kg**	**35**
Naphthalene	**73 J**	**110**	**ug/kg**	**27**
2-Nitroaniline	ND	2800	ug/kg	33
3-Nitroaniline	ND	2800	ug/kg	47
4-Nitroaniline	ND	2800	ug/kg	23
Nitrobenzene	ND	110	ug/kg	14
2-Nitrophenol	ND	550	ug/kg	44
4-Nitrophenol	ND	2800	ug/kg	43
N-Nitrosodi-n-propylamine	ND	110	ug/kg	14
N-Nitrosodiphenylamine	ND	110	ug/kg	30
2,2'-oxybis(1-Chloropropane)	ND	110	ug/kg	33
Pentachlorophenol	ND	550	ug/kg	41
Phenanthrene	**220**	**110**	**ug/kg**	**27**
Phenol	ND	110	ug/kg	33
Pyrene	**650**	**110**	**ug/kg**	**34**
2,4,5-Trichlorophenol	ND	550	ug/kg	46
2,4,6-Trichlorophenol	ND	550	ug/kg	45

(Continued on next page)

Tetra Tech NUS, Inc

Client Sample ID: FMC-13

GC/MS Semivolatiles

Lot-Sample #...: C7K020180-006 Work Order #...: KAERT1AU Matrix.....: SOLID

SURROGATE	PERCENT RECOVERY	RECOVERY LIMITS
Nitrobenzene-d5	69	(27 - 110)
Terphenyl-d14	81	(21 - 130)
2-Fluorobiphenyl	75	(28 - 108)
2-Fluorophenol	70	(28 - 107)
Phenol-d5	78	(30 - 112)
2,4,6-Tribromophenol	79	(21 - 116)

NOTE(S):

Results and reporting limits have been adjusted for dry weight.

J Estimated result. Result is less than RL.

Tetra Tech NUS, Inc

Client Sample ID: FMC-14

GC/MS Semivolatiles

Lot-Sample #...:	C7K020180-007	**Work Order #...:**	KAER01AU	**Matrix.....:**	SOLID
Date Sampled...:	10/30/07	**Date Received..:**	11/02/07	**MS Run #.....:**	7313018
Prep Date.....:	11/09/07	**Analysis Date..:**	11/23/07		
Prep Batch #...:	7313027	**Analysis Time..:**	20:38		
Dilution Factor:	5	**Initial Wgt/Vol:**	30 g	**Final Wgt/Vol..:**	0.5 mL
% Moisture.....:	72	**Analyst ID.....:**	045183	**Instrument ID..:**	71
		Method.....:	SW846 8270C		

PARAMETER	RESULT	REPORTING LIMIT	UNITS	MDL
Acenaphthene	ND	120	ug/kg	31
Acenaphthylene	**170**	**120**	**ug/kg**	**35**
Acetophenone	ND	590	ug/kg	36
Anthracene	**200**	**120**	**ug/kg**	**34**
Atrazine	ND	590	ug/kg	41
Benzo(a)anthracene	**400**	**120**	**ug/kg**	**24**
Benzo(a)pyrene	**490**	**120**	**ug/kg**	**18**
Benzo(b)fluoranthene	**680**	**120**	**ug/kg**	**23**
Benzo(ghi)perylene	**520**	**120**	**ug/kg**	**20**
Benzo(k)fluoranthene	ND	120	ug/kg	19
Benzaldehyde	**470 J**	**590**	**ug/kg**	**63**
1,1'-Biphenyl	ND	590	ug/kg	33
bis(2-Chloroethoxy) methane	ND	590	ug/kg	28
bis(2-Chloroethyl)-ether	ND	120	ug/kg	13
bis(2-Ethylhexyl) phthalate	**260 J**	**590**	**ug/kg**	**46**
4-Bromophenyl phenyl ether	ND	590	ug/kg	27
Butyl benzyl phthalate	**190 J**	**590**	**ug/kg**	**48**
Caprolactam	**240 J**	**590**	**ug/kg**	**110**
Carbazole	**35 J**	**120**	**ug/kg**	**24**
4-Chloroaniline	ND	590	ug/kg	51
4-Chloro-3-methylphenol	ND	590	ug/kg	36
2-Chloronaphthalene	ND	120	ug/kg	34
2-Chlorophenol	ND	590	ug/kg	30
4-Chlorophenyl phenyl ether	ND	590	ug/kg	30
Chrysene	**440**	**120**	**ug/kg**	**24**
Dibenz(a,h)anthracene	**110 J**	**120**	**ug/kg**	**38**
Dibenzofuran	**35 J**	**590**	**ug/kg**	**33**
3,3'-Dichlorobenzidine	ND	590	ug/kg	130
2,4-Dichlorophenol	ND	120	ug/kg	18
Diethyl phthalate	ND	590	ug/kg	53
2,4-Dimethylphenol	ND	590	ug/kg	26
Dimethyl phthalate	ND	590	ug/kg	34

(Continued on next page)

Tetra Tech NUS, Inc

Client Sample ID: FMC-14

GC/MS Semivolatiles

Lot-Sample #...: C7K020180-007 Work Order #...: KAER01AU Matrix.....: SOLID

PARAMETER	RESULT	REPORTING LIMIT	UNITS	MDL
Di-n-butyl phthalate	ND	590	ug/kg	99
4,6-Dinitro-2-methylphenol	ND	3100	ug/kg	420
2,4-Dinitrophenol	ND	3100	ug/kg	710
2,4-Dinitrotoluene	ND	590	ug/kg	31
2,6-Dinitrotoluene	ND	590	ug/kg	38
Di-n-octyl phthalate	ND	590	ug/kg	42
Fluoranthene	**720**	**120**	**ug/kg**	**39**
Fluorene	**71 J**	**120**	**ug/kg**	**29**
Hexachlorobenzene	ND	120	ug/kg	36
Hexachlorobutadiene	ND	120	ug/kg	36
Hexachlorocyclopentadiene	ND	590	ug/kg	27
Hexachloroethane	ND	590	ug/kg	27
Indeno(1,2,3-cd)pyrene	**420**	**120**	**ug/kg**	**21**
Isophorone	ND	590	ug/kg	33
2-Methylnaphthalene	**77 J**	**120**	**ug/kg**	**33**
2-Methylphenol	ND	590	ug/kg	37
4-Methylphenol	ND	590	ug/kg	37
Naphthalene	**85 J**	**120**	**ug/kg**	**29**
2-Nitroaniline	ND	3100	ug/kg	36
3-Nitroaniline	ND	3100	ug/kg	51
4-Nitroaniline	ND	3100	ug/kg	25
Nitrobenzene	ND	120	ug/kg	15
2-Nitrophenol	ND	590	ug/kg	47
4-Nitrophenol	ND	3100	ug/kg	46
N-Nitrosodi-n-propylamine	ND	120	ug/kg	15
N-Nitrosodiphenylamine	ND	120	ug/kg	32
2,2'-oxybis(1-Chloropropane)	ND	120	ug/kg	36
Pentachlorophenol	ND	590	ug/kg	44
Phenanthrene	**260**	**120**	**ug/kg**	**29**
Phenol	ND	120	ug/kg	36
Pyrene	**820**	**120**	**ug/kg**	**36**
2,4,5-Trichlorophenol	ND	590	ug/kg	49
2,4,6-Trichlorophenol	ND	590	ug/kg	48

(Continued on next page)

Tetra Tech NUS, Inc

Client Sample ID: FMC-14

GC/MS Semivolatiles

Lot-Sample #...: C7K020180-007 **Work Order #...:** KAER01AU **Matrix.....:** SOLID

SURROGATE	PERCENT RECOVERY	RECOVERY LIMITS
Nitrobenzene-d5	49	(27 - 110)
Terphenyl-d14	56	(21 - 130)
2-Fluorobiphenyl	55	(28 - 108)
2-Fluorophenol	50	(28 - 107)
Phenol-d5	52	(30 - 112)
2,4,6-Tribromophenol	53	(21 - 116)

NOTE(S):

Results and reporting limits have been adjusted for dry weight.

J Estimated result. Result is less than RL.

Tetra Tech NUS, Inc

Client Sample ID: FMC-15

GC/MS Semivolatiles

Lot-Sample #...:	C7K020180-008	**Work Order #...:**	KAETX1AU	**Matrix.....:**	SOLID
Date Sampled...:	10/31/07	**Date Received..:**	11/02/07	**MS Run #.....:**	7313018
Prep Date.....:	11/09/07	**Analysis Date..:**	11/23/07		
Prep Batch #...:	7313027	**Analysis Time..:**	17:55		
Dilution Factor:	0.7	**Initial Wgt/Vol:**	21.5 g	**Final Wgt/Vol..:**	0.5 mL
% Moisture.....:	26	**Analyst ID.....:**	045183	**Instrument ID..:**	71
		Method.....:	SW846 8270C		

PARAMETER	RESULT	REPORTING LIMIT	UNITS	MDL
Acenaphthene	ND	6.4	ug/kg	1.6
Acenaphthylene	**3.9 J**	**6.4**	**ug/kg**	**1.8**
Acetophenone	**2.3 J**	**31**	**ug/kg**	**1.9**
Anthracene	**4.4 J**	**6.4**	**ug/kg**	**1.8**
Atrazine	ND	31	ug/kg	2.2
Benzo(a)anthracene	**7.6**	**6.4**	**ug/kg**	**1.2**
Benzo(a)pyrene	**8.6**	**6.4**	**ug/kg**	**0.97**
Benzo(b)fluoranthene	**12**	**6.4**	**ug/kg**	**1.2**
Benzo(ghi)perylene	**8.4**	**6.4**	**ug/kg**	**1.1**
Benzo(k)fluoranthene	**4.1 J**	**6.4**	**ug/kg**	**1.0**
Benzaldehyde	**25 J**	**31**	**ug/kg**	**3.3**
1,1'-Biphenyl	ND	31	ug/kg	1.7
bis(2-Chloroethoxy) methane	ND	31	ug/kg	1.5
bis(2-Chloroethyl)-ether	ND	6.4	ug/kg	0.71
bis(2-Ethylhexyl) phthalate	**20 J**	**31**	**ug/kg**	**2.4**
4-Bromophenyl phenyl ether	ND	31	ug/kg	1.4
Butyl benzyl phthalate	**15 J**	**31**	**ug/kg**	**2.5**
Caprolactam	**23 J**	**31**	**ug/kg**	**6.0**
Carbazole	ND	6.4	ug/kg	1.3
4-Chloroaniline	ND	31	ug/kg	2.7
4-Chloro-3-methylphenol	ND	31	ug/kg	1.9
2-Chloronaphthalene	ND	6.4	ug/kg	1.8
2-Chlorophenol	ND	31	ug/kg	1.6
4-Chlorophenyl phenyl ether	ND	31	ug/kg	1.6
Chrysene	**7.8**	**6.4**	**ug/kg**	**1.3**
Dibenz(a,h)anthracene	ND	6.4	ug/kg	2.0
Dibenzofuran	ND	31	ug/kg	1.7
3,3'-Dichlorobenzidine	ND	31	ug/kg	7.1
2,4-Dichlorophenol	ND	6.4	ug/kg	0.94
Diethyl phthalate	**6.4 J,B**	**31**	**ug/kg**	**2.8**
2,4-Dimethylphenol	ND	31	ug/kg	1.4
Dimethyl phthalate	ND	31	ug/kg	1.8

(Continued on next page)

Tetra Tech NUS, Inc

Client Sample ID: FMC-15

GC/MS Semivolatiles

Lot-Sample #...: C7K020180-008 Work Order #...: KAETX1AU Matrix.....: SOLID

PARAMETER	RESULT	REPORTING LIMIT	UNITS	MDL
Di-n-butyl phthalate	**5.7 J**	**31**	**ug/kg**	**5.2**
4,6-Dinitro-2-methylphenol	ND	160	ug/kg	22
2,4-Dinitrophenol	ND	160	ug/kg	37
2,4-Dinitrotoluene	ND	31	ug/kg	1.6
2,6-Dinitrotoluene	ND	31	ug/kg	2.0
Di-n-octyl phthalate	ND	31	ug/kg	2.2
Fluoranthene	**15**	**6.4**	**ug/kg**	**2.0**
Fluorene	**2.3 J**	**6.4**	**ug/kg**	**1.5**
Hexachlorobenzene	ND	6.4	ug/kg	1.9
Hexachlorobutadiene	ND	6.4	ug/kg	1.9
Hexachlorocyclopenta-diene	ND	31	ug/kg	1.4
Hexachloroethane	ND	31	ug/kg	1.4
Indeno(1,2,3-cd)pyrene	**6.9**	**6.4**	**ug/kg**	**1.1**
Isophorone	ND	31	ug/kg	1.8
2-Methylnaphthalene	**1.8 J**	**6.4**	**ug/kg**	**1.7**
2-Methylphenol	ND	31	ug/kg	2.0
4-Methylphenol	ND	31	ug/kg	2.0
Naphthalene	**2.0 J**	**6.4**	**ug/kg**	**1.5**
2-Nitroaniline	ND	160	ug/kg	1.9
3-Nitroaniline	ND	160	ug/kg	2.7
4-Nitroaniline	ND	160	ug/kg	1.3
Nitrobenzene	ND	6.4	ug/kg	0.79
2-Nitrophenol	ND	31	ug/kg	2.5
4-Nitrophenol	ND	160	ug/kg	2.5
N-Nitrosodi-n-propyl-amine	ND	6.4	ug/kg	0.77
N-Nitrosodiphenylamine	ND	6.4	ug/kg	1.7
2,2'-oxybis(1-Chloropropane)	ND	6.4	ug/kg	1.9
Pentachlorophenol	ND	31	ug/kg	2.3
Phenanthrene	**7.7**	**6.4**	**ug/kg**	**1.5**
Phenol	ND	6.4	ug/kg	1.9
Pyrene	**13**	**6.4**	**ug/kg**	**1.9**
2,4,5-Trichloro-phenol	ND	31	ug/kg	2.6
2,4,6-Trichloro-phenol	ND	31	ug/kg	2.5

(Continued on next page)

Tetra Tech NUS, Inc

Client Sample ID: FMC-15

GC/MS Semivolatiles

Lot-Sample #...: C7K020180-008 **Work Order #...:** KAETX1AU **Matrix.....:** SOLID

SURROGATE	PERCENT RECOVERY	RECOVERY LIMITS
Nitrobenzene-d5	88	(27 - 110)
Terphenyl-d14	84	(21 - 130)
2-Fluorobiphenyl	79	(28 - 108)
2-Fluorophenol	80	(28 - 107)
Phenol-d5	86	(30 - 112)
2,4,6-Tribromophenol	78	(21 - 116)

NOTE(S):

Results and reporting limits have been adjusted for dry weight.

J Estimated result. Result is less than RL.

B Method blank contamination. The associated method blank contains the target analyte at a reportable level.

Tetra Tech NUS, Inc

Client Sample ID: FMC-16

GC/MS Semivolatiles

Lot-Sample #...:	C7K020180-009	**Work Order #...:**	KAET31AU	**Matrix.....:**	SOLID
Date Sampled...:	10/31/07	**Date Received..:**	11/02/07	**MS Run #.....:**	7313018
Prep Date.....:	11/09/07	**Analysis Date..:**	11/23/07		
Prep Batch #...:	7313027	**Analysis Time..:**	20:57		
Dilution Factor:	0.7	**Initial Wgt/Vol:**	21.5 g	**Final Wgt/Vol..:**	0.5 mL
% Moisture.....:	27	**Analyst ID.....:**	045183	**Instrument ID..:**	71
		Method.....:	SW846 8270C		

PARAMETER	RESULT	REPORTING LIMIT	UNITS	MDL
Acenaphthene	ND	6.4	ug/kg	1.7
Acenaphthylene	**2.8 J**	**6.4**	**ug/kg**	**1.9**
Acetophenone	**1.9 J**	**32**	**ug/kg**	**1.9**
Anthracene	**3.1 J**	**6.4**	**ug/kg**	**1.8**
Atrazine	ND	32	ug/kg	2.2
Benzo(a)anthracene	**4.8 J**	**6.4**	**ug/kg**	**1.3**
Benzo(a)pyrene	**6.9**	**6.4**	**ug/kg**	**0.98**
Benzo(b)fluoranthene	**8.0**	**6.4**	**ug/kg**	**1.2**
Benzo(ghi)perylene	**7.2**	**6.4**	**ug/kg**	**1.1**
Benzo(k)fluoranthene	ND	6.4	ug/kg	1.0
Benzaldehyde	**25 J**	**32**	**ug/kg**	**3.4**
1,1'-Biphenyl	ND	32	ug/kg	1.8
bis(2-Chloroethoxy) methane	ND	32	ug/kg	1.5
bis(2-Chloroethyl)-ether	ND	6.4	ug/kg	0.72
bis(2-Ethylhexyl) phthalate	**21 J**	**32**	**ug/kg**	**2.4**
4-Bromophenyl phenyl ether	ND	32	ug/kg	1.4
Butyl benzyl phthalate	**15 J**	**32**	**ug/kg**	**2.6**
Caprolactam	**28 J**	**32**	**ug/kg**	**6.0**
Carbazole	ND	6.4	ug/kg	1.3
4-Chloroaniline	ND	32	ug/kg	2.7
4-Chloro-3-methylphenol	ND	32	ug/kg	1.9
2-Chloronaphthalene	ND	6.4	ug/kg	1.8
2-Chlorophenol	ND	32	ug/kg	1.6
4-Chlorophenyl phenyl ether	ND	32	ug/kg	1.6
Chrysene	**6.6**	**6.4**	**ug/kg**	**1.3**
Dibenz(a,h)anthracene	ND	6.4	ug/kg	2.0
Dibenzofuran	ND	32	ug/kg	1.8
3,3'-Dichlorobenzidine	ND	32	ug/kg	7.2
2,4-Dichlorophenol	ND	6.4	ug/kg	0.95
Diethyl phthalate	**4.6 J,B**	**32**	**ug/kg**	**2.8**
2,4-Dimethylphenol	ND	32	ug/kg	1.4
Dimethyl phthalate	ND	32	ug/kg	1.8

(Continued on next page)

Tetra Tech NUS, Inc

Client Sample ID: FMC-16

GC/MS Semivolatiles

Lot-Sample #...: C7K020180-009 Work Order #...: KAET31AU Matrix.....: SOLID

PARAMETER	RESULT	REPORTING LIMIT	UNITS	MDL
Di-n-butyl phthalate	**6.5 J**	**32**	**ug/kg**	**5.3**
4,6-Dinitro-2-methylphenol	ND	160	ug/kg	22
2,4-Dinitrophenol	ND	160	ug/kg	38
2,4-Dinitrotoluene	ND	32	ug/kg	1.6
2,6-Dinitrotoluene	ND	32	ug/kg	2.1
Di-n-octyl phthalate	ND	32	ug/kg	2.2
Fluoranthene	**9.6**	**6.4**	**ug/kg**	**2.1**
Fluorene	ND	6.4	ug/kg	1.5
Hexachlorobenzene	ND	6.4	ug/kg	1.9
Hexachlorobutadiene	ND	6.4	ug/kg	2.0
Hexachlorocyclopentadiene	ND	32	ug/kg	1.5
Hexachloroethane	ND	32	ug/kg	1.4
Indeno(1,2,3-cd)pyrene	**5.3 J**	**6.4**	**ug/kg**	**1.1**
Isophorone	ND	32	ug/kg	1.8
2-Methylnaphthalene	ND	6.4	ug/kg	1.8
2-Methylphenol	ND	32	ug/kg	2.0
4-Methylphenol	ND	32	ug/kg	2.0
Naphthalene	**1.5 J**	**6.4**	**ug/kg**	**1.5**
2-Nitroaniline	ND	160	ug/kg	1.9
3-Nitroaniline	ND	160	ug/kg	2.7
4-Nitroaniline	ND	160	ug/kg	1.3
Nitrobenzene	ND	6.4	ug/kg	0.79
2-Nitrophenol	ND	32	ug/kg	2.5
4-Nitrophenol	ND	160	ug/kg	2.5
N-Nitrosodi-n-propylamine	ND	6.4	ug/kg	0.78
N-Nitrosodiphenylamine	ND	6.4	ug/kg	1.7
2,2'-oxybis(1-Chloropropane)	ND	6.4	ug/kg	1.9
Pentachlorophenol	ND	32	ug/kg	2.4
Phenanthrene	**5.3 J**	**6.4**	**ug/kg**	**1.5**
Phenol	ND	6.4	ug/kg	1.9
Pyrene	**9.9**	**6.4**	**ug/kg**	**1.9**
2,4,5-Trichlorophenol	ND	32	ug/kg	2.6
2,4,6-Trichlorophenol	ND	32	ug/kg	2.6

(Continued on next page)

Tetra Tech NUS, Inc

Client Sample ID: FMC-16

GC/MS Semivolatiles

Lot-Sample #...: C7K020180-009 Work Order #...: KAET31AU Matrix.....: SOLID

SURROGATE	PERCENT RECOVERY	RECOVERY LIMITS
Nitrobenzene-d5	74	(27 - 110)
Terphenyl-d14	74	(21 - 130)
2-Fluorobiphenyl	70	(28 - 108)
2-Fluorophenol	72	(28 - 107)
Phenol-d5	75	(30 - 112)
2,4,6-Tribromophenol	65	(21 - 116)

NOTE(S):

Results and reporting limits have been adjusted for dry weight.

J Estimated result. Result is less than RL.

B Method blank contamination. The associated method blank contains the target analyte at a reportable level.

Tetra Tech NUS, Inc

Client Sample ID: FMC-17

GC/MS Semivolatiles

Lot-Sample #...:	C7K020180-010	**Work Order #...:**	KAET71AU	**Matrix.....:**	SOLID
Date Sampled...:	10/31/07	**Date Received..:**	11/02/07	**MS Run #.....:**	7313018
Prep Date.....:	11/09/07	**Analysis Date..:**	11/23/07		
Prep Batch #...:	7313027	**Analysis Time..:**	21:15		
Dilution Factor:	3.25	**Initial Wgt/Vol:**	23.1 g	**Final Wgt/Vol..:**	0.5 mL
% Moisture.....:	32	**Analyst ID.....:**	045183	**Instrument ID..:**	71
		Method.....:	SW846 8270C		

PARAMETER	RESULT	REPORTING LIMIT	UNITS	MDL
Acenaphthene	ND	32	ug/kg	8.2
Acenaphthylene	**26 J**	**32**	**ug/kg**	**9.2**
Acetophenone	ND	160	ug/kg	9.6
Anthracene	**27 J**	**32**	**ug/kg**	**9.0**
Atrazine	ND	160	ug/kg	11
Benzo(a)anthracene	**46**	**32**	**ug/kg**	**6.3**
Benzo(a)pyrene	**53**	**32**	**ug/kg**	**4.9**
Benzo(b)fluoranthene	**79**	**32**	**ug/kg**	**6.1**
Benzo(ghi)perylene	**58**	**32**	**ug/kg**	**5.4**
Benzo(k)fluoranthene	ND	32	ug/kg	5.1
Benzaldehyde	**120 J**	**160**	**ug/kg**	**17**
1,1'-Biphenyl	ND	160	ug/kg	8.7
bis(2-Chloroethoxy) methane	ND	160	ug/kg	7.4
bis(2-Chloroethyl)-ether	ND	32	ug/kg	3.6
bis(2-Ethylhexyl) phthalate	**66 J**	**160**	**ug/kg**	**12**
4-Bromophenyl phenyl ether	ND	160	ug/kg	7.1
Butyl benzyl phthalate	**50 J**	**160**	**ug/kg**	**13**
Caprolactam	ND	160	ug/kg	30
Carbazole	ND	32	ug/kg	6.5
4-Chloroaniline	ND	160	ug/kg	14
4-Chloro-3-methylphenol	ND	160	ug/kg	9.7
2-Chloronaphthalene	ND	32	ug/kg	9.2
2-Chlorophenol	ND	160	ug/kg	8.0
4-Chlorophenyl phenyl ether	ND	160	ug/kg	7.9
Chrysene	**51**	**32**	**ug/kg**	**6.3**
Dibenz(a,h)anthracene	**13 J**	**32**	**ug/kg**	**10**
Dibenzofuran	ND	160	ug/kg	8.8
3,3'-Dichlorobenzidine	ND	160	ug/kg	36
2,4-Dichlorophenol	ND	32	ug/kg	4.7
Diethyl phthalate	ND	160	ug/kg	14
2,4-Dimethylphenol	ND	160	ug/kg	6.8
Dimethyl phthalate	ND	160	ug/kg	9.0

(Continued on next page)

Tetra Tech NUS, Inc

Client Sample ID: FMC-17

GC/MS Semivolatiles

Lot-Sample #...: C7K020180-010 Work Order #...: KAET71AU Matrix.....: SOLID

PARAMETER	RESULT	REPORTING LIMIT	UNITS	MDL
Di-n-butyl phthalate	ND	160	ug/kg	26
4,6-Dinitro-2-methylphenol	ND	810	ug/kg	110
2,4-Dinitrophenol	ND	810	ug/kg	190
2,4-Dinitrotoluene	ND	160	ug/kg	8.2
2,6-Dinitrotoluene	ND	160	ug/kg	10
Di-n-octyl phthalate	ND	160	ug/kg	11
Fluoranthene	**85**	**32**	**ug/kg**	**10**
Fluorene	**7.9 J**	**32**	**ug/kg**	**7.7**
Hexachlorobenzene	ND	32	ug/kg	9.5
Hexachlorobutadiene	ND	32	ug/kg	9.7
Hexachlorocyclopentadiene	ND	160	ug/kg	7.3
Hexachloroethane	ND	160	ug/kg	7.1
Indeno(1,2,3-cd)pyrene	**48**	**32**	**ug/kg**	**5.6**
Isophorone	ND	160	ug/kg	8.8
2-Methylnaphthalene	**8.9 J**	**32**	**ug/kg**	**8.8**
2-Methylphenol	ND	160	ug/kg	9.9
4-Methylphenol	ND	160	ug/kg	9.9
Naphthalene	**11 J**	**32**	**ug/kg**	**7.7**
2-Nitroaniline	ND	810	ug/kg	9.5
3-Nitroaniline	ND	810	ug/kg	14
4-Nitroaniline	ND	810	ug/kg	6.7
Nitrobenzene	ND	32	ug/kg	3.9
2-Nitrophenol	ND	160	ug/kg	13
4-Nitrophenol	ND	810	ug/kg	12
N-Nitrosodi-n-propylamine	ND	32	ug/kg	3.9
N-Nitrosodiphenylamine	ND	32	ug/kg	8.6
2,2'-oxybis(1-Chloropropane)	ND	32	ug/kg	9.5
Pentachlorophenol	ND	160	ug/kg	12
Phenanthrene	**33**	**32**	**ug/kg**	**7.6**
Phenol	ND	32	ug/kg	9.6
Pyrene	**84**	**32**	**ug/kg**	**9.7**
2,4,5-Trichlorophenol	ND	160	ug/kg	13
2,4,6-Trichlorophenol	ND	160	ug/kg	13

(Continued on next page)

Tetra Tech NUS, Inc

Client Sample ID: FMC-17

GC/MS Semivolatiles

Lot-Sample #...: C7K020180-010 **Work Order #...:** KAET71AU **Matrix.....:** SOLID

SURROGATE	PERCENT RECOVERY	RECOVERY LIMITS
Nitrobenzene-d5	74	(27 - 110)
Terphenyl-d14	80	(21 - 130)
2-Fluorobiphenyl	75	(28 - 108)
2-Fluorophenol	72	(28 - 107)
Phenol-d5	78	(30 - 112)
2,4,6-Tribromophenol	73	(21 - 116)

NOTE(S):

Results and reporting limits have been adjusted for dry weight.

J Estimated result. Result is less than RL.

Tetra Tech NUS, Inc

Client Sample ID: FMC-18

GC/MS Semivolatiles

Lot-Sample #...:	C7K020180-011	**Work Order #...:**	KAEVC1AU	**Matrix.....:**	SOLID
Date Sampled...:	10/31/07	**Date Received..:**	11/02/07	**MS Run #.....:**	7313018
Prep Date.....:	11/09/07	**Analysis Date..:**	11/23/07		
Prep Batch #...:	7313027	**Analysis Time..:**	21:33		
Dilution Factor:	5	**Initial Wgt/Vol:**	30 g	**Final Wgt/Vol..:**	0.5 mL
% Moisture.....:	70	**Analyst ID.....:**	045183	**Instrument ID..:**	71
		Method.....:	SW846 8270C		

PARAMETER	RESULT	REPORTING LIMIT	UNITS	MDL
Acenaphthene	ND	110	ug/kg	29
Acenaphthylene	**110**	**110**	**ug/kg**	**32**
Acetophenone	ND	550	ug/kg	34
Anthracene	ND	110	ug/kg	31
Atrazine	ND	550	ug/kg	38
Benzo(a)anthracene	**230**	**110**	**ug/kg**	**22**
Benzo(a)pyrene	**340**	**110**	**ug/kg**	**17**
Benzo(b)fluoranthene	**510**	**110**	**ug/kg**	**21**
Benzo(ghi)perylene	**370**	**110**	**ug/kg**	**19**
Benzo(k)fluoranthene	ND	110	ug/kg	18
Benzaldehyde	**450 J**	**550**	**ug/kg**	**59**
1,1'-Biphenyl	ND	550	ug/kg	30
bis(2-Chloroethoxy) methane	ND	550	ug/kg	26
bis(2-Chloroethyl)-ether	ND	110	ug/kg	12
bis(2-Ethylhexyl) phthalate	**260 J**	**550**	**ug/kg**	**42**
4-Bromophenyl phenyl ether	ND	550	ug/kg	25
Butyl benzyl phthalate	**170 J**	**550**	**ug/kg**	**44**
Caprolactam	**210 J**	**550**	**ug/kg**	**100**
Carbazole	ND	110	ug/kg	23
4-Chloroaniline	ND	550	ug/kg	48
4-Chloro-3-methylphenol	ND	550	ug/kg	34
2-Chloronaphthalene	ND	110	ug/kg	32
2-Chlorophenol	ND	550	ug/kg	28
4-Chlorophenyl phenyl ether	ND	550	ug/kg	27
Chrysene	**300**	**110**	**ug/kg**	**22**
Dibenz(a,h)anthracene	**77 J**	**110**	**ug/kg**	**35**
Dibenzofuran	ND	550	ug/kg	30
3,3'-Dichlorobenzidine	ND	550	ug/kg	120
2,4-Dichlorophenol	ND	110	ug/kg	16
Diethyl phthalate	ND	550	ug/kg	49
2,4-Dimethylphenol	ND	550	ug/kg	24
Dimethyl phthalate	ND	550	ug/kg	31

(Continued on next page)

Tetra Tech NUS, Inc

Client Sample ID: FMC-18

GC/MS Semivolatiles

Lot-Sample #...: C7K020180-011 **Work Order #...:** KAEVC1AU **Matrix.....:** SOLID

PARAMETER	RESULT	REPORTING LIMIT	UNITS	MDL
Di-n-butyl phthalate	ND	550	ug/kg	91
4,6-Dinitro-2-methylphenol	ND	2800	ug/kg	390
2,4-Dinitrophenol	ND	2800	ug/kg	650
2,4-Dinitrotoluene	ND	550	ug/kg	29
2,6-Dinitrotoluene	ND	550	ug/kg	36
Di-n-octyl phthalate	ND	550	ug/kg	38
Fluoranthene	**470**	**110**	**ug/kg**	**36**
Fluorene	**49 J**	**110**	**ug/kg**	**27**
Hexachlorobenzene	ND	110	ug/kg	33
Hexachlorobutadiene	ND	110	ug/kg	34
Hexachlorocyclopentadiene	ND	550	ug/kg	25
Hexachloroethane	ND	550	ug/kg	25
Indeno(1,2,3-cd)pyrene	**290**	**110**	**ug/kg**	**20**
Isophorone	ND	550	ug/kg	31
2-Methylnaphthalene	**60 J**	**110**	**ug/kg**	**31**
2-Methylphenol	**45 J**	**550**	**ug/kg**	**35**
4-Methylphenol	**45 J**	**550**	**ug/kg**	**35**
Naphthalene	**60 J**	**110**	**ug/kg**	**27**
2-Nitroaniline	ND	2800	ug/kg	33
3-Nitroaniline	ND	2800	ug/kg	47
4-Nitroaniline	ND	2800	ug/kg	23
Nitrobenzene	ND	110	ug/kg	14
2-Nitrophenol	ND	550	ug/kg	44
4-Nitrophenol	ND	2800	ug/kg	43
N-Nitrosodi-n-propylamine	**140**	**110**	**ug/kg**	**14**
N-Nitrosodiphenylamine	ND	110	ug/kg	30
2,2'-oxybis(1-Chloropropane)	ND	110	ug/kg	33
Pentachlorophenol	ND	550	ug/kg	41
Phenanthrene	**180**	**110**	**ug/kg**	**26**
Phenol	ND	110	ug/kg	33
Pyrene	**520**	**110**	**ug/kg**	**34**
2,4,5-Trichlorophenol	ND	550	ug/kg	46
2,4,6-Trichlorophenol	ND	550	ug/kg	45

(Continued on next page)

Tetra Tech NUS, Inc

Client Sample ID: FMC-18

GC/MS Semivolatiles

Lot-Sample #...: C7K020180-011 **Work Order #...:** KAEVC1AU **Matrix.....:** SOLID

SURROGATE	PERCENT RECOVERY	RECOVERY LIMITS
Nitrobenzene-d5	58	(27 - 110)
Terphenyl-d14	65	(21 - 130)
2-Fluorobiphenyl	60	(28 - 108)
2-Fluorophenol	54	(28 - 107)
Phenol-d5	59	(30 - 112)
2,4,6-Tribromophenol	60	(21 - 116)

NOTE(S):

Results and reporting limits have been adjusted for dry weight.

J Estimated result. Result is less than RL.

Tetra Tech NUS, Inc

Client Sample ID: FMC-19

GC/MS Semivolatiles

Lot-Sample #...:	C7K020180-012	**Work Order #...:**	KAEVF1AU	**Matrix.....:**	SOLID
Date Sampled...:	10/31/07	**Date Received..:**	11/02/07	**MS Run #.....:**	7313018
Prep Date.....:	11/09/07	**Analysis Date..:**	11/23/07		
Prep Batch #...:	7313027	**Analysis Time..:**	21:51		
Dilution Factor:	5	**Initial Wgt/Vol:**	30 g	**Final Wgt/Vol..:**	0.5 mL
% Moisture.....:	68	**Analyst ID.....:**	045183	**Instrument ID..:**	71
		Method.....:	SW846 8270C		

PARAMETER	RESULT	REPORTING LIMIT	UNITS	MDL
Acenaphthene	**27 J**	**100**	**ug/kg**	**27**
Acenaphthylene	**120**	**100**	**ug/kg**	**30**
Acetophenone	ND	520	ug/kg	32
Anthracene	**160**	**100**	**ug/kg**	**29**
Atrazine	ND	520	ug/kg	36
Benzo(a)anthracene	**330**	**100**	**ug/kg**	**21**
Benzo(a)pyrene	**400**	**100**	**ug/kg**	**16**
Benzo(b)fluoranthene	**750**	**100**	**ug/kg**	**20**
Benzo(ghi)perylene	**450**	**100**	**ug/kg**	**18**
Benzo(k)fluoranthene	ND	100	ug/kg	17
Benzaldehyde	**420 J**	**520**	**ug/kg**	**55**
1,1'-Biphenyl	ND	520	ug/kg	29
bis(2-Chloroethoxy) methane	ND	520	ug/kg	24
bis(2-Chloroethyl)-ether	ND	100	ug/kg	12
bis(2-Ethylhexyl) phthalate	**220 J**	**520**	**ug/kg**	**40**
4-Bromophenyl phenyl ether	ND	520	ug/kg	23
Butyl benzyl phthalate	**170 J**	**520**	**ug/kg**	**42**
Caprolactam	ND	520	ug/kg	98
Carbazole	**27 J**	**100**	**ug/kg**	**21**
4-Chloroaniline	ND	520	ug/kg	45
4-Chloro-3-methylphenol	ND	520	ug/kg	32
2-Chloronaphthalene	ND	100	ug/kg	30
2-Chlorophenol	ND	520	ug/kg	26
4-Chlorophenyl phenyl ether	ND	520	ug/kg	26
Chrysene	**360**	**100**	**ug/kg**	**21**
Dibenz(a,h)anthracene	**69 J**	**100**	**ug/kg**	**33**
Dibenzofuran	ND	520	ug/kg	29
3,3'-Dichlorobenzidine	ND	520	ug/kg	120
2,4-Dichlorophenol	ND	100	ug/kg	15
Diethyl phthalate	ND	520	ug/kg	46
2,4-Dimethylphenol	ND	520	ug/kg	22
Dimethyl phthalate	ND	520	ug/kg	29

(Continued on next page)

Tetra Tech NUS, Inc

Client Sample ID: FMC-19

GC/MS Semivolatiles

Lot-Sample #...: C7K020180-012 Work Order #...: KAEVF1AU Matrix.....: SOLID

PARAMETER	RESULT	REPORTING LIMIT	UNITS	MDL
Di-n-butyl phthalate	ND	520	ug/kg	86
4,6-Dinitro-2-methylphenol	ND	2700	ug/kg	370
2,4-Dinitrophenol	ND	2700	ug/kg	610
2,4-Dinitrotoluene	ND	520	ug/kg	27
2,6-Dinitrotoluene	ND	520	ug/kg	33
Di-n-octyl phthalate	ND	520	ug/kg	36
Fluoranthene	**590**	**100**	**ug/kg**	**34**
Fluorene	**63 J**	**100**	**ug/kg**	**25**
Hexachlorobenzene	ND	100	ug/kg	31
Hexachlorobutadiene	ND	100	ug/kg	32
Hexachlorocyclopentadiene	ND	520	ug/kg	24
Hexachloroethane	ND	520	ug/kg	23
Indeno(1,2,3-cd)pyrene	**350**	**100**	**ug/kg**	**18**
Isophorone	ND	520	ug/kg	29
2-Methylnaphthalene	**69 J**	**100**	**ug/kg**	**29**
2-Methylphenol	ND	520	ug/kg	32
4-Methylphenol	**35 J**	**520**	**ug/kg**	**33**
Naphthalene	**83 J**	**100**	**ug/kg**	**25**
2-Nitroaniline	ND	2700	ug/kg	31
3-Nitroaniline	ND	2700	ug/kg	45
4-Nitroaniline	ND	2700	ug/kg	22
Nitrobenzene	ND	100	ug/kg	13
2-Nitrophenol	ND	520	ug/kg	41
4-Nitrophenol	ND	2700	ug/kg	40
N-Nitrosodi-n-propylamine	ND	100	ug/kg	13
N-Nitrosodiphenylamine	ND	100	ug/kg	28
2,2'-oxybis(1-Chloropropane)	ND	100	ug/kg	31
Pentachlorophenol	ND	520	ug/kg	39
Phenanthrene	**210**	**100**	**ug/kg**	**25**
Phenol	ND	100	ug/kg	31
Pyrene	**640**	**100**	**ug/kg**	**32**
2,4,5-Trichlorophenol	ND	520	ug/kg	43
2,4,6-Trichlorophenol	ND	520	ug/kg	42

(Continued on next page)

Tetra Tech NUS, Inc

Client Sample ID: FMC-19

GC/MS Semivolatiles

Lot-Sample #...: C7K020180-012 **Work Order #...:** KAEVF1AU **Matrix.....:** SOLID

SURROGATE	PERCENT RECOVERY	RECOVERY LIMITS
Nitrobenzene-d5	66	(27 - 110)
Terphenyl-d14	69	(21 - 130)
2-Fluorobiphenyl	68	(28 - 108)
2-Fluorophenol	61	(28 - 107)
Phenol-d5	67	(30 - 112)
2,4,6-Tribromophenol	68	(21 - 116)

NOTE(S):

Results and reporting limits have been adjusted for dry weight.

J Estimated result. Result is less than RL.

Tetra Tech NUS, Inc

Client Sample ID: FMC-20

GC/MS Semivolatiles

Lot-Sample #...:	C7K020180-013	**Work Order #...:**	KAEVN1AU	**Matrix.....:**	SOLID
Date Sampled...:	10/31/07	**Date Received..:**	11/02/07	**MS Run #.....:**	7313018
Prep Date.....:	11/09/07	**Analysis Date..:**	11/23/07		
Prep Batch #...:	7313027	**Analysis Time..:**	22:10		
Dilution Factor:	5	**Initial Wgt/Vol:**	30 g	**Final Wgt/Vol..:**	0.5 mL
% Moisture.....:	73	**Analyst ID.....:**	045183	**Instrument ID..:**	71
		Method.....:	SW846 8270C		

PARAMETER	RESULT	REPORTING LIMIT	UNITS	MDL
Acenaphthene	ND	120	ug/kg	32
Acenaphthylene	**110 J**	**120**	**ug/kg**	**35**
Acetophenone	ND	600	ug/kg	37
Anthracene	**120**	**120**	**ug/kg**	**34**
Atrazine	ND	600	ug/kg	42
Benzo(a)anthracene	**260**	**120**	**ug/kg**	**24**
Benzo(a)pyrene	**330**	**120**	**ug/kg**	**19**
Benzo(b)fluoranthene	**430**	**120**	**ug/kg**	**23**
Benzo(ghi)perylene	**340**	**120**	**ug/kg**	**21**
Benzo(k)fluoranthene	ND	120	ug/kg	19
Benzaldehyde	**480 J**	**600**	**ug/kg**	**64**
1,1'-Biphenyl	ND	600	ug/kg	33
bis(2-Chloroethoxy) methane	ND	600	ug/kg	28
bis(2-Chloroethyl)-ether	ND	120	ug/kg	14
bis(2-Ethylhexyl) phthalate	**250 J**	**600**	**ug/kg**	**47**
4-Bromophenyl phenyl ether	ND	600	ug/kg	27
Butyl benzyl phthalate	**190 J**	**600**	**ug/kg**	**49**
Caprolactam	ND	600	ug/kg	110
Carbazole	ND	120	ug/kg	25
4-Chloroaniline	ND	600	ug/kg	52
4-Chloro-3-methylphenol	ND	600	ug/kg	37
2-Chloronaphthalene	ND	120	ug/kg	35
2-Chlorophenol	ND	600	ug/kg	31
4-Chlorophenyl phenyl ether	ND	600	ug/kg	30
Chrysene	**320**	**120**	**ug/kg**	**24**
Dibenz(a,h)anthracene	**68 J**	**120**	**ug/kg**	**39**
Dibenzofuran	ND	600	ug/kg	34
3,3'-Dichlorobenzidine	ND	600	ug/kg	140
2,4-Dichlorophenol	ND	120	ug/kg	18
Diethyl phthalate	ND	600	ug/kg	54
2,4-Dimethylphenol	ND	600	ug/kg	26
Dimethyl phthalate	ND	600	ug/kg	34

(Continued on next page)

Tetra Tech NUS, Inc

Client Sample ID: FMC-20

GC/MS Semivolatiles

Lot-Sample #...: C7K020180-013 Work Order #...: KAEVN1AU Matrix.....: SOLID

PARAMETER	RESULT	REPORTING LIMIT	UNITS	MDL
Di-n-butyl phthalate	ND	600	ug/kg	100
4,6-Dinitro-2-methylphenol	ND	3100	ug/kg	430
2,4-Dinitrophenol	ND	3100	ug/kg	720
2,4-Dinitrotoluene	ND	600	ug/kg	31
2,6-Dinitrotoluene	ND	600	ug/kg	39
Di-n-octyl phthalate	ND	600	ug/kg	42
Fluoranthene	**520**	**120**	**ug/kg**	**39**
Fluorene	**54 J**	**120**	**ug/kg**	**29**
Hexachlorobenzene	ND	120	ug/kg	36
Hexachlorobutadiene	ND	120	ug/kg	37
Hexachlorocyclopentadiene	ND	600	ug/kg	28
Hexachloroethane	ND	600	ug/kg	27
Indeno(1,2,3-cd)pyrene	**270**	**120**	**ug/kg**	**22**
Isophorone	ND	600	ug/kg	34
2-Methylnaphthalene	**51 J**	**120**	**ug/kg**	**34**
2-Methylphenol	ND	600	ug/kg	38
4-Methylphenol	ND	600	ug/kg	38
Naphthalene	**54 J**	**120**	**ug/kg**	**29**
2-Nitroaniline	ND	3100	ug/kg	36
3-Nitroaniline	ND	3100	ug/kg	52
4-Nitroaniline	ND	3100	ug/kg	26
Nitrobenzene	ND	120	ug/kg	15
2-Nitrophenol	ND	600	ug/kg	48
4-Nitrophenol	ND	3100	ug/kg	47
N-Nitrosodi-n-propylamine	ND	120	ug/kg	15
N-Nitrosodiphenylamine	ND	120	ug/kg	33
2,2'-oxybis(1-Chloropropane)	ND	120	ug/kg	36
Pentachlorophenol	ND	600	ug/kg	45
Phenanthrene	**180**	**120**	**ug/kg**	**29**
Phenol	ND	120	ug/kg	37
Pyrene	**570**	**120**	**ug/kg**	**37**
2,4,5-Trichlorophenol	ND	600	ug/kg	50
2,4,6-Trichlorophenol	ND	600	ug/kg	49

(Continued on next page)

Tetra Tech NUS, Inc

Client Sample ID: FMC-20

GC/MS Semivolatiles

Lot-Sample #...: C7K020180-013 **Work Order #...:** KAEVN1AU **Matrix.....:** SOLID

SURROGATE	PERCENT RECOVERY	RECOVERY LIMITS
Nitrobenzene-d5	53	(27 - 110)
Terphenyl-d14	59	(21 - 130)
2-Fluorobiphenyl	59	(28 - 108)
2-Fluorophenol	49	(28 - 107)
Phenol-d5	55	(30 - 112)
2,4,6-Tribromophenol	57	(21 - 116)

NOTE(S):

Results and reporting limits have been adjusted for dry weight.

J Estimated result. Result is less than RL.

Tetra Tech NUS, Inc

Client Sample ID: FMC-21

GC/MS Semivolatiles

Lot-Sample #...: C7K020180-014	Work Order #...: KAEV01AU	Matrix.....: SOLID
Date Sampled...: 10/31/07	Date Received..: 11/02/07	MS Run #.....: 7313018
Prep Date.....: 11/09/07	Analysis Date..: 11/23/07	
Prep Batch #...: 7313027	Analysis Time..: 22:28	
Dilution Factor: 0.75	Initial Wgt/Vol: 20 g	Final Wgt/Vol..: 0.5 mL
% Moisture.....: 24	Analyst ID.....: 045183	Instrument ID..: 71
	Method.....: SW846 8270C	

PARAMETER	RESULT	REPORTING LIMIT	UNITS	MDL
Acenaphthene	**1.7 J**	**6.6**	**ug/kg**	**1.7**
Acenaphthylene	**4.5 J**	**6.6**	**ug/kg**	**1.9**
Acetophenone	ND	33	ug/kg	2.0
Anthracene	**4.9 J**	**6.6**	**ug/kg**	**1.9**
Atrazine	ND	33	ug/kg	2.3
Benzo(a)anthracene	**19**	**6.6**	**ug/kg**	**1.3**
Benzo(a)pyrene	**20**	**6.6**	**ug/kg**	**1.0**
Benzo(b)fluoranthene	**23**	**6.6**	**ug/kg**	**1.3**
Benzo(ghi)perylene	**16**	**6.6**	**ug/kg**	**1.1**
Benzo(k)fluoranthene	ND	6.6	ug/kg	1.1
Benzaldehyde	**26 J**	**33**	**ug/kg**	**3.5**
1,1'-Biphenyl	ND	33	ug/kg	1.8
bis(2-Chloroethoxy) methane	ND	33	ug/kg	1.5
bis(2-Chloroethyl)-ether	ND	6.6	ug/kg	0.74
bis(2-Ethylhexyl) phthalate	**18 J**	**33**	**ug/kg**	**2.5**
4-Bromophenyl phenyl ether	ND	33	ug/kg	1.5
Butyl benzyl phthalate	**15 J**	**33**	**ug/kg**	**2.6**
Caprolactam	**27 J**	**33**	**ug/kg**	**6.2**
Carbazole	ND	6.6	ug/kg	1.3
4-Chloroaniline	ND	33	ug/kg	2.8
4-Chloro-3-methylphenol	ND	33	ug/kg	2.0
2-Chloronaphthalene	ND	6.6	ug/kg	1.9
2-Chlorophenol	ND	33	ug/kg	1.7
4-Chlorophenyl phenyl ether	ND	33	ug/kg	1.6
Chrysene	**19**	**6.6**	**ug/kg**	**1.3**
Dibenz(a,h)anthracene	**3.8 J**	**6.6**	**ug/kg**	**2.1**
Dibenzofuran	ND	33	ug/kg	1.8
3,3'-Dichlorobenzidine	ND	33	ug/kg	7.4
2,4-Dichlorophenol	ND	6.6	ug/kg	0.98
Diethyl phthalate	**4.4 J,B**	**33**	**ug/kg**	**2.9**
2,4-Dimethylphenol	ND	33	ug/kg	1.4
Dimethyl phthalate	ND	33	ug/kg	1.9

(Continued on next page)

Tetra Tech NUS, Inc

Client Sample ID: FMC-21

GC/MS Semivolatiles

Lot-Sample #...: C7K020180-014 Work Order #...: KAEV01AU Matrix.....: SOLID

PARAMETER	RESULT	REPORTING LIMIT	UNITS	MDL
Di-n-butyl phthalate	**6.2 J**	**33**	**ug/kg**	**5.4**
4,6-Dinitro-2-methylphenol	ND	170	ug/kg	23
2,4-Dinitrophenol	ND	170	ug/kg	39
2,4-Dinitrotoluene	ND	33	ug/kg	1.7
2,6-Dinitrotoluene	ND	33	ug/kg	2.1
Di-n-octyl phthalate	ND	33	ug/kg	2.3
Fluoranthene	**42**	**6.6**	**ug/kg**	**2.1**
Fluorene	**2.0 J**	**6.6**	**ug/kg**	**1.6**
Hexachlorobenzene	ND	6.6	ug/kg	2.0
Hexachlorobutadiene	ND	6.6	ug/kg	2.0
Hexachlorocyclopentadiene	ND	33	ug/kg	1.5
Hexachloroethane	ND	33	ug/kg	1.5
Indeno(1,2,3-cd)pyrene	**14**	**6.6**	**ug/kg**	**1.2**
Isophorone	ND	33	ug/kg	1.8
2-Methylnaphthalene	ND	6.6	ug/kg	1.8
2-Methylphenol	ND	33	ug/kg	2.1
4-Methylphenol	ND	33	ug/kg	2.1
Naphthalene	**1.7 J**	**6.6**	**ug/kg**	**1.6**
2-Nitroaniline	ND	170	ug/kg	2.0
3-Nitroaniline	ND	170	ug/kg	2.8
4-Nitroaniline	ND	170	ug/kg	1.4
Nitrobenzene	ND	6.6	ug/kg	0.82
2-Nitrophenol	ND	33	ug/kg	2.6
4-Nitrophenol	ND	170	ug/kg	2.6
N-Nitrosodi-n-propylamine	ND	6.6	ug/kg	0.80
N-Nitrosodiphenylamine	ND	6.6	ug/kg	1.8
2,2'-oxybis(1-Chloropropane)	ND	6.6	ug/kg	2.0
Pentachlorophenol	ND	33	ug/kg	2.4
Phenanthrene	**12**	**6.6**	**ug/kg**	**1.6**
Phenol	ND	6.6	ug/kg	2.0
Pyrene	**41**	**6.6**	**ug/kg**	**2.0**
2,4,5-Trichlorophenol	ND	33	ug/kg	2.7
2,4,6-Trichlorophenol	ND	33	ug/kg	2.7

(Continued on next page)

Tetra Tech NUS, Inc

Client Sample ID: FMC-21

GC/MS Semivolatiles

Lot-Sample #...: C7K020180-014 **Work Order #...:** KAEV01AU **Matrix.....:** SOLID

SURROGATE	PERCENT RECOVERY	RECOVERY LIMITS
Nitrobenzene-d5	73	(27 - 110)
Terphenyl-d14	71	(21 - 130)
2-Fluorobiphenyl	66	(28 - 108)
2-Fluorophenol	68	(28 - 107)
Phenol-d5	71	(30 - 112)
2,4,6-Tribromophenol	64	(21 - 116)

NOTE(S):

Results and reporting limits have been adjusted for dry weight.

J Estimated result. Result is less than RL.

B Method blank contamination. The associated method blank contains the target analyte at a reportable level.

Tetra Tech NUS, Inc

Client Sample ID: FMC-22

GC/MS Semivolatiles

Lot-Sample #...: C7K020180-015	**Work Order #...:** KAEV31AU	**Matrix.....:** SOLID
Date Sampled...: 10/31/07	**Date Received..:** 11/02/07	**MS Run #.....:** 7313018
Prep Date.....: 11/09/07	**Analysis Date..:** 11/23/07	
Prep Batch #...: 7313027	**Analysis Time..:** 22:46	
Dilution Factor: 0.75	**Initial Wgt/Vol:** 20 g	**Final Wgt/Vol..:** 0.5 mL
% Moisture.....: 25	**Analyst ID.....:** 045183	**Instrument ID..:** 71
	Method.....: SW846 8270C	

PARAMETER	RESULT	REPORTING LIMIT	UNITS	MDL
Acenaphthene	ND	6.7	ug/kg	1.7
Acenaphthylene	**2.3 J**	**6.7**	**ug/kg**	**1.9**
Acetophenone	ND	33	ug/kg	2.0
Anthracene	**2.4 J**	**6.7**	**ug/kg**	**1.9**
Atrazine	ND	33	ug/kg	2.3
Benzo(a)anthracene	**3.6 J**	**6.7**	**ug/kg**	**1.3**
Benzo(a)pyrene	**4.9 J**	**6.7**	**ug/kg**	**1.0**
Benzo(b)fluoranthene	**6.4 J**	**6.7**	**ug/kg**	**1.3**
Benzo(ghi)perylene	**5.6 J**	**6.7**	**ug/kg**	**1.1**
Benzo(k)fluoranthene	ND	6.7	ug/kg	1.1
Benzaldehyde	ND	33	ug/kg	3.5
1,1'-Biphenyl	ND	33	ug/kg	1.8
bis(2-Chloroethoxy) methane	ND	33	ug/kg	1.5
bis(2-Chloroethyl)-ether	ND	6.7	ug/kg	0.74
bis(2-Ethylhexyl) phthalate	**16 J**	**33**	**ug/kg**	**2.5**
4-Bromophenyl phenyl ether	ND	33	ug/kg	1.5
Butyl benzyl phthalate	**15 J**	**33**	**ug/kg**	**2.7**
Caprolactam	**27 J**	**33**	**ug/kg**	**6.3**
Carbazole	ND	6.7	ug/kg	1.4
4-Chloroaniline	ND	33	ug/kg	2.8
4-Chloro-3-methylphenol	ND	33	ug/kg	2.0
2-Chloronaphthalene	ND	6.7	ug/kg	1.9
2-Chlorophenol	ND	33	ug/kg	1.7
4-Chlorophenyl phenyl ether	ND	33	ug/kg	1.6
Chrysene	**4.9 J**	**6.7**	**ug/kg**	**1.3**
Dibenz(a,h)anthracene	ND	6.7	ug/kg	2.1
Dibenzofuran	ND	33	ug/kg	1.8
3,3'-Dichlorobenzidine	ND	33	ug/kg	7.4
2,4-Dichlorophenol	ND	6.7	ug/kg	0.99
Diethyl phthalate	**4.7 J,B**	**33**	**ug/kg**	**3.0**
2,4-Dimethylphenol	ND	33	ug/kg	1.4
Dimethyl phthalate	ND	33	ug/kg	1.9

(Continued on next page)

Tetra Tech NUS, Inc

Client Sample ID: FMC-22

GC/MS Semivolatiles

Lot-Sample #...: C7K020180-015 Work Order #...: KAEV31AU Matrix.....: SOLID

PARAMETER	RESULT	REPORTING LIMIT	UNITS	MDL
Di-n-butyl phthalate	**6.0 J**	**33**	**ug/kg**	**5.5**
4,6-Dinitro-2-methylphenol	ND	170	ug/kg	23
2,4-Dinitrophenol	ND	170	ug/kg	39
2,4-Dinitrotoluene	ND	33	ug/kg	1.7
2,6-Dinitrotoluene	ND	33	ug/kg	2.1
Di-n-octyl phthalate	ND	33	ug/kg	2.3
Fluoranthene	**7.2**	**6.7**	**ug/kg**	**2.1**
Fluorene	ND	6.7	ug/kg	1.6
Hexachlorobenzene	ND	6.7	ug/kg	2.0
Hexachlorobutadiene	ND	6.7	ug/kg	2.0
Hexachlorocyclopentadiene	ND	33	ug/kg	1.5
Hexachloroethane	ND	33	ug/kg	1.5
Indeno(1,2,3-cd)pyrene	**4.4 J**	**6.7**	**ug/kg**	**1.2**
Isophorone	ND	33	ug/kg	1.8
2-Methylnaphthalene	ND	6.7	ug/kg	1.8
2-Methylphenol	ND	33	ug/kg	2.1
4-Methylphenol	ND	33	ug/kg	2.1
Naphthalene	ND	6.7	ug/kg	1.6
2-Nitroaniline	ND	170	ug/kg	2.0
3-Nitroaniline	ND	170	ug/kg	2.8
4-Nitroaniline	ND	170	ug/kg	1.4
Nitrobenzene	ND	6.7	ug/kg	0.82
2-Nitrophenol	ND	33	ug/kg	2.6
4-Nitrophenol	ND	170	ug/kg	2.6
N-Nitrosodi-n-propylamine	ND	6.7	ug/kg	0.81
N-Nitrosodiphenylamine	ND	6.7	ug/kg	1.8
2,2'-oxybis(1-Chloropropane)	ND	6.7	ug/kg	2.0
Pentachlorophenol	ND	33	ug/kg	2.5
Phenanthrene	**4.3 J**	**6.7**	**ug/kg**	**1.6**
Phenol	ND	6.7	ug/kg	2.0
Pyrene	**7.8**	**6.7**	**ug/kg**	**2.0**
2,4,5-Trichlorophenol	ND	33	ug/kg	2.7
2,4,6-Trichlorophenol	ND	33	ug/kg	2.7

(Continued on next page)

Tetra Tech NUS, Inc

Client Sample ID: FMC-22

GC/MS Semivolatiles

Lot-Sample #...: C7K020180-015 Work Order #...: KAEV31AU Matrix.....: SOLID

SURROGATE	PERCENT RECOVERY	RECOVERY LIMITS
Nitrobenzene-d5	78	(27 - 110)
Terphenyl-d14	75	(21 - 130)
2-Fluorobiphenyl	71	(28 - 108)
2-Fluorophenol	75	(28 - 107)
Phenol-d5	77	(30 - 112)
2,4,6-Tribromophenol	68	(21 - 116)

NOTE(S):

Results and reporting limits have been adjusted for dry weight.

J Estimated result. Result is less than RL.

B Method blank contamination. The associated method blank contains the target analyte at a reportable level.

Tetra Tech NUS, Inc

Client Sample ID: FMC-23

GC/MS Semivolatiles

Lot-Sample #...:	C7K020180-016	**Work Order #...:**	KAEV91AU	**Matrix.....:**	SOLID
Date Sampled...:	10/31/07	**Date Received..:**	11/02/07	**MS Run #.....:**	7313018
Prep Date.....:	11/09/07	**Analysis Date..:**	11/23/07		
Prep Batch #...:	7313027	**Analysis Time..:**	23:04		
Dilution Factor:	1.4	**Initial Wgt/Vol:**	21.5 g	**Final Wgt/Vol..:**	0.5 mL
% Moisture.....:	29	**Analyst ID.....:**	045183	**Instrument ID..:**	71
		Method.....:	SW846 8270C		

PARAMETER	RESULT	REPORTING LIMIT	UNITS	MDL
Acenaphthene	ND	13	ug/kg	3.4
Acenaphthylene	**15**	**13**	**ug/kg**	**3.8**
Acetophenone	ND	65	ug/kg	4.0
Anthracene	**16**	**13**	**ug/kg**	**3.7**
Atrazine	ND	65	ug/kg	4.5
Benzo(a)anthracene	**28**	**13**	**ug/kg**	**2.6**
Benzo(a)pyrene	**35**	**13**	**ug/kg**	**2.0**
Benzo(b)fluoranthene	**45**	**13**	**ug/kg**	**2.5**
Benzo(ghi)perylene	**39**	**13**	**ug/kg**	**2.2**
Benzo(k)fluoranthene	ND	13	ug/kg	2.1
Benzaldehyde	**52 J**	**65**	**ug/kg**	**7.0**
1,1'-Biphenyl	ND	65	ug/kg	3.6
bis(2-Chloroethoxy) methane	ND	65	ug/kg	3.1
bis(2-Chloroethyl)-ether	ND	13	ug/kg	1.5
bis(2-Ethylhexyl) phthalate	**32 J**	**65**	**ug/kg**	**5.0**
4-Bromophenyl phenyl ether	ND	65	ug/kg	2.9
Butyl benzyl phthalate	**23 J**	**65**	**ug/kg**	**5.3**
Caprolactam	**32 J**	**65**	**ug/kg**	**12**
Carbazole	ND	13	ug/kg	2.7
4-Chloroaniline	ND	65	ug/kg	5.6
4-Chloro-3-methylphenol	ND	65	ug/kg	4.0
2-Chloronaphthalene	ND	13	ug/kg	3.8
2-Chlorophenol	ND	65	ug/kg	3.3
4-Chlorophenyl phenyl ether	ND	65	ug/kg	3.2
Chrysene	**33**	**13**	**ug/kg**	**2.6**
Dibenz(a,h)anthracene	**8.5 J**	**13**	**ug/kg**	**4.2**
Dibenzofuran	ND	65	ug/kg	3.6
3,3'-Dichlorobenzidine	ND	65	ug/kg	15
2,4-Dichlorophenol	ND	13	ug/kg	2.0
Diethyl phthalate	ND	65	ug/kg	5.8
2,4-Dimethylphenol	ND	65	ug/kg	2.8
Dimethyl phthalate	ND	65	ug/kg	3.7

(Continued on next page)

Tetra Tech NUS, Inc

Client Sample ID: FMC-23

GC/MS Semivolatiles

Lot-Sample #...: C7K020180-016 Work Order #...: KAEV91AU Matrix.....: SOLID

PARAMETER	RESULT	REPORTING LIMIT	UNITS	MDL
Di-n-butyl phthalate	ND	65	ug/kg	11
4,6-Dinitro-2-methylphenol	ND	340	ug/kg	46
2,4-Dinitrophenol	ND	340	ug/kg	77
2,4-Dinitrotoluene	ND	65	ug/kg	3.4
2,6-Dinitrotoluene	ND	65	ug/kg	4.2
Di-n-octyl phthalate	**59 J**	**65**	**ug/kg**	**4.6**
Fluoranthene	**53**	**13**	**ug/kg**	**4.2**
Fluorene	**5.9 J**	**13**	**ug/kg**	**3.2**
Hexachlorobenzene	ND	13	ug/kg	3.9
Hexachlorobutadiene	ND	13	ug/kg	4.0
Hexachlorocyclopentadiene	ND	65	ug/kg	3.0
Hexachloroethane	ND	65	ug/kg	2.9
Indeno(1,2,3-cd)pyrene	**31**	**13**	**ug/kg**	**2.3**
Isophorone	ND	65	ug/kg	3.6
2-Methylnaphthalene	**5.5 J**	**13**	**ug/kg**	**3.6**
2-Methylphenol	ND	65	ug/kg	4.1
4-Methylphenol	ND	65	ug/kg	4.1
Naphthalene	**6.3 J**	**13**	**ug/kg**	**3.2**
2-Nitroaniline	ND	340	ug/kg	3.9
3-Nitroaniline	ND	340	ug/kg	5.6
4-Nitroaniline	ND	340	ug/kg	2.8
Nitrobenzene	ND	13	ug/kg	1.6
2-Nitrophenol	ND	65	ug/kg	5.2
4-Nitrophenol	ND	340	ug/kg	5.1
N-Nitrosodi-n-propylamine	ND	13	ug/kg	1.6
N-Nitrosodiphenylamine	ND	13	ug/kg	3.5
2,2'-oxybis(1-Chloropropane)	ND	13	ug/kg	3.9
Pentachlorophenol	ND	65	ug/kg	4.9
Phenanthrene	**21**	**13**	**ug/kg**	**3.1**
Phenol	ND	13	ug/kg	4.0
Pyrene	**53**	**13**	**ug/kg**	**4.0**
2,4,5-Trichlorophenol	ND	65	ug/kg	5.4
2,4,6-Trichlorophenol	ND	65	ug/kg	5.3

(Continued on next page)

Tetra Tech NUS, Inc

Client Sample ID: FMC-23

GC/MS Semivolatiles

Lot-Sample #...: C7K020180-016 **Work Order #...:** KAEV91AU **Matrix.....:** SOLID

SURROGATE	PERCENT RECOVERY	RECOVERY LIMITS
Nitrobenzene-d5	67	(27 - 110)
Terphenyl-d14	73	(21 - 130)
2-Fluorobiphenyl	66	(28 - 108)
2-Fluorophenol	64	(28 - 107)
Phenol-d5	67	(30 - 112)
2,4,6-Tribromophenol	66	(21 - 116)

NOTE(S):

Results and reporting limits have been adjusted for dry weight.

J Estimated result. Result is less than RL.

Tetra Tech NUS, Inc

Client Sample ID: FMC-24

GC/MS Semivolatiles

Lot-Sample #...: C7K020180-001	Work Order #...: KAEM31AU	Matrix.....: SOLID
Date Sampled...: 10/30/07	Date Received..: 11/02/07	MS Run #.....: 7313018
Prep Date.....: 11/09/07	Analysis Date..: 11/23/07	
Prep Batch #...: 7313027	Analysis Time..: 18:49	
Dilution Factor: 2.5	Initial Wgt/Vol: 30 g	Final Wgt/Vol..: 0.5 mL
% Moisture.....: 79	Analyst ID.....: 045183	Instrument ID..: 71
	Method.....: SW846 8270C	

PARAMETER	RESULT	REPORTING LIMIT	UNITS	MDL
Acenaphthene	**24 J**	**80**	**ug/kg**	**21**
Acenaphthylene	**160**	**80**	**ug/kg**	**23**
Acetophenone	ND	390	ug/kg	24
Anthracene	**170**	**80**	**ug/kg**	**22**
Atrazine	ND	390	ug/kg	27
Benzo(a)anthracene	**310**	**80**	**ug/kg**	**16**
Benzo(a)pyrene	**400**	**80**	**ug/kg**	**12**
Benzo(b)fluoranthene	**580**	**80**	**ug/kg**	**15**
Benzo(ghi)perylene	**430**	**80**	**ug/kg**	**13**
Benzo(k)fluoranthene	ND	80	ug/kg	13
Benzaldehyde	**330 J**	**390**	**ug/kg**	**42**
1,1'-Biphenyl	ND	390	ug/kg	22
bis(2-Chloroethoxy) methane	ND	390	ug/kg	18
bis(2-Chloroethyl)-ether	ND	80	ug/kg	8.9
bis(2-Ethylhexyl) phthalate	**220 J**	**390**	**ug/kg**	**30**
4-Bromophenyl phenyl ether	ND	390	ug/kg	18
Butyl benzyl phthalate	**130 J**	**390**	**ug/kg**	**32**
Caprolactam	**210 J**	**390**	**ug/kg**	**75**
Carbazole	**29 J**	**80**	**ug/kg**	**16**
4-Chloroaniline	ND	390	ug/kg	34
4-Chloro-3-methylphenol	ND	390	ug/kg	24
2-Chloronaphthalene	ND	80	ug/kg	23
2-Chlorophenol	ND	390	ug/kg	20
4-Chlorophenyl phenyl ether	ND	390	ug/kg	20
Chrysene	**360**	**80**	**ug/kg**	**16**
Dibenz(a,h)anthracene	**89**	**80**	**ug/kg**	**25**
Dibenzofuran	**30 J**	**390**	**ug/kg**	**22**
3,3'-Dichlorobenzidine	ND	390	ug/kg	89
2,4-Dichlorophenol	ND	80	ug/kg	12
Diethyl phthalate	**43 J,B**	**390**	**ug/kg**	**35**
2,4-Dimethylphenol	ND	390	ug/kg	17
Dimethyl phthalate	ND	390	ug/kg	22

(Continued on next page)

Tetra Tech NUS, Inc

Client Sample ID: FMC-24

GC/MS Semivolatiles

Lot-Sample #...: C7K020180-001 Work Order #...: KAEM31AU Matrix.....: SOLID

PARAMETER	RESULT	REPORTING LIMIT	UNITS	MDL
Di-n-butyl phthalate	ND	390	ug/kg	65
4,6-Dinitro-2-methylphenol	ND	2000	ug/kg	280
2,4-Dinitrophenol	ND	2000	ug/kg	470
2,4-Dinitrotoluene	ND	390	ug/kg	20
2,6-Dinitrotoluene	ND	390	ug/kg	25
Di-n-octyl phthalate	ND	390	ug/kg	28
Fluoranthene	**600**	**80**	**ug/kg**	**26**
Fluorene	**67 J**	**80**	**ug/kg**	**19**
Hexachlorobenzene	ND	80	ug/kg	24
Hexachlorobutadiene	ND	80	ug/kg	24
Hexachlorocyclopentadiene	ND	390	ug/kg	18
Hexachloroethane	ND	390	ug/kg	18
Indeno(1,2,3-cd)pyrene	**340**	**80**	**ug/kg**	**14**
Isophorone	ND	390	ug/kg	22
2-Methylnaphthalene	**76 J**	**80**	**ug/kg**	**22**
2-Methylphenol	ND	390	ug/kg	25
4-Methylphenol	**51 J**	**390**	**ug/kg**	**25**
Naphthalene	**85**	**80**	**ug/kg**	**19**
2-Nitroaniline	ND	2000	ug/kg	24
3-Nitroaniline	ND	2000	ug/kg	34
4-Nitroaniline	ND	2000	ug/kg	17
Nitrobenzene	ND	80	ug/kg	9.8
2-Nitrophenol	ND	390	ug/kg	31
4-Nitrophenol	ND	2000	ug/kg	31
N-Nitrosodi-n-propylamine	ND	80	ug/kg	9.7
N-Nitrosodiphenylamine	ND	80	ug/kg	21
2,2'-oxybis(1-Chloropropane)	ND	80	ug/kg	24
Pentachlorophenol	ND	390	ug/kg	29
Phenanthrene	**210**	**80**	**ug/kg**	**19**
Phenol	ND	80	ug/kg	24
Pyrene	**610**	**80**	**ug/kg**	**24**
2,4,5-Trichlorophenol	ND	390	ug/kg	33
2,4,6-Trichlorophenol	ND	390	ug/kg	32

(Continued on next page)

Tetra Tech NUS, Inc

Client Sample ID: FMC-24

GC/MS Semivolatiles

Lot-Sample #...: C7K020180-001 **Work Order #...:** KAEM31AU **Matrix.....:** SOLID

SURROGATE	PERCENT RECOVERY	RECOVERY LIMITS
Nitrobenzene-d5	51	(27 - 110)
Terphenyl-d14	55	(21 - 130)
2-Fluorobiphenyl	52	(28 - 108)
2-Fluorophenol	54	(28 - 107)
Phenol-d5	58	(30 - 112)
2,4,6-Tribromophenol	53	(21 - 116)

NOTE(S):

Results and reporting limits have been adjusted for dry weight.

J Estimated result. Result is less than RL.

B Method blank contamination. The associated method blank contains the target analyte at a reportable level.

Tetra Tech NUS, Inc

Client Sample ID: FMC-25

GC/MS Semivolatiles

Lot-Sample #...:	C7K020180-023	**Work Order #...:**	KAEW91AU	**Matrix.....:**	SOLID
Date Sampled...:	10/31/07 10:25	**Date Received..:**	11/02/07 09:45	**MS Run #.....:**	7314002
Prep Date.....:	11/10/07	**Analysis Date..:**	11/28/07		
Prep Batch #...:	7314010	**Analysis Time..:**	15:06		
Dilution Factor:	2.5	**Initial Wgt/Vol:**	30 g	**Final Wgt/Vol..:**	0.5 mL
% Moisture.....:	74	**Analyst ID.....:**	007062	**Instrument ID..:**	722
		Method.....:	SW846 8270C		

PARAMETER	RESULT	REPORTING LIMIT	UNITS	MDL
Acenaphthene	**30 J**	**64**	**ug/kg**	**17**
Acenaphthylene	**160**	**64**	**ug/kg**	**19**
Acetophenone	ND	320	ug/kg	19
Anthracene	**170**	**64**	**ug/kg**	**18**
Atrazine	ND	320	ug/kg	22
Benzo(a)anthracene	**330**	**64**	**ug/kg**	**13**
Benzo(a)pyrene	**400**	**64**	**ug/kg**	**9.8**
Benzo(b)fluoranthene	**590**	**64**	**ug/kg**	**12**
Benzo(ghi)perylene	**490**	**64**	**ug/kg**	**11**
Benzo(k)fluoranthene	**240**	**64**	**ug/kg**	**10**
Benzaldehyde	**64 J**	**320**	**ug/kg**	**34**
1,1'-Biphenyl	ND	320	ug/kg	18
bis(2-Chloroethoxy) methane	ND	320	ug/kg	15
bis(2-Chloroethyl)-ether	ND	64	ug/kg	7.2
bis(2-Ethylhexyl) phthalate	**190 J**	**320**	**ug/kg**	**24**
4-Bromophenyl phenyl ether	ND	320	ug/kg	14
Butyl benzyl phthalate	ND	320	ug/kg	26
Caprolactam	ND	320	ug/kg	60
Carbazole	ND	64	ug/kg	13
4-Chloroaniline	ND	320	ug/kg	27
4-Chloro-3-methylphenol	ND	320	ug/kg	19
2-Chloronaphthalene	ND	64	ug/kg	18
2-Chlorophenol	ND	320	ug/kg	16
4-Chlorophenyl phenyl ether	ND	320	ug/kg	16
Chrysene	**430**	**64**	**ug/kg**	**13**
Dibenz(a,h)anthracene	ND	64	ug/kg	20
Dibenzofuran	**41 J**	**320**	**ug/kg**	**18**
3,3'-Dichlorobenzidine	ND	320	ug/kg	72
2,4-Dichlorophenol	ND	64	ug/kg	9.5
Diethyl phthalate	ND	320	ug/kg	28
2,4-Dimethylphenol	ND	320	ug/kg	14
Dimethyl phthalate	ND	320	ug/kg	18

(Continued on next page)

Tetra Tech NUS, Inc

Client Sample ID: FMC-25

GC/MS Semivolatiles

Lot-Sample #...: C7K020180-023 Work Order #...: KAEW91AU Matrix.....: SOLID

PARAMETER	RESULT	REPORTING LIMIT	UNITS	MDL
Di-n-butyl phthalate	ND	320	ug/kg	53
4,6-Dinitro-2-methylphenol	ND	1600	ug/kg	220
2,4-Dinitrophenol	ND	1600	ug/kg	380
2,4-Dinitrotoluene	ND	320	ug/kg	16
2,6-Dinitrotoluene	ND	320	ug/kg	20
Di-n-octyl phthalate	ND	320	ug/kg	22
Fluoranthene	**600**	**64**	**ug/kg**	**21**
Fluorene	**74**	**64**	**ug/kg**	**15**
Hexachlorobenzene	ND	64	ug/kg	19
Hexachlorobutadiene	ND	64	ug/kg	19
Hexachlorocyclopentadiene	ND	320	ug/kg	15
Hexachloroethane	ND	320	ug/kg	14
Indeno(1,2,3-cd)pyrene	**470**	**64**	**ug/kg**	**11**
Isophorone	ND	320	ug/kg	18
2-Methylnaphthalene	**86**	**64**	**ug/kg**	**18**
2-Methylphenol	ND	320	ug/kg	20
4-Methylphenol	**59 J**	**320**	**ug/kg**	**20**
Naphthalene	**95**	**64**	**ug/kg**	**15**
2-Nitroaniline	ND	1600	ug/kg	19
3-Nitroaniline	ND	1600	ug/kg	27
4-Nitroaniline	ND	1600	ug/kg	13
Nitrobenzene	ND	64	ug/kg	7.9
2-Nitrophenol	ND	320	ug/kg	25
4-Nitrophenol	ND	1600	ug/kg	25
N-Nitrosodi-n-propylamine	ND	64	ug/kg	7.8
N-Nitrosodiphenylamine	ND	64	ug/kg	17
2,2'-oxybis(1-Chloropropane)	ND	64	ug/kg	19
Pentachlorophenol	ND	320	ug/kg	24
Phenanthrene	**260**	**64**	**ug/kg**	**15**
Phenol	ND	64	ug/kg	19
Pyrene	**840**	**64**	**ug/kg**	**19**
2,4,5-Trichlorophenol	ND	320	ug/kg	26
2,4,6-Trichlorophenol	ND	320	ug/kg	26

(Continued on next page)

Tetra Tech NUS, Inc

Client Sample ID: FMC-25

GC/MS Semivolatiles

Lot-Sample #...: C7K020180-023 Work Order #...: KAEW91AU Matrix.....: SOLID

SURROGATE	PERCENT RECOVERY	RECOVERY LIMITS
Nitrobenzene-d5	59	(27 - 110)
Terphenyl-d14	110	(21 - 130)
2-Fluorobiphenyl	87	(28 - 108)
2-Fluorophenol	66	(28 - 107)
Phenol-d5	75	(30 - 112)
2,4,6-Tribromophenol	104	(21 - 116)

NOTE(S):

Results and reporting limits have been adjusted for dry weight.

J Estimated result. Result is less than RL.

Tetra Tech NUS, Inc

Client Sample ID: FMC-26

GC/MS Semivolatiles

Lot-Sample #...:	C7K020180-024	Work Order #...:	KAEXG1AU	Matrix.....:	SOLID
Date Sampled...:	10/31/07 10:05	Date Received..:	11/02/07 09:45	MS Run #.....:	7314002
Prep Date.....:	11/10/07	Analysis Date..:	11/28/07		
Prep Batch #...:	7314010	Analysis Time..:	15:35		
Dilution Factor:	2.5	Initial Wgt/Vol:	30 g	Final Wgt/Vol..:	0.5 mL
% Moisture.....:	70	Analyst ID.....:	007062	Instrument ID..:	722
		Method.....:	SW846 8270C		

PARAMETER	RESULT	REPORTING LIMIT	UNITS	MDL
Acenaphthene	**22 J**	**56**	**ug/kg**	**14**
Acenaphthylene	**110**	**56**	**ug/kg**	**16**
Acetophenone	ND	280	ug/kg	17
Anthracene	**110**	**56**	**ug/kg**	**16**
Atrazine	ND	280	ug/kg	19
Benzo(a)anthracene	**230**	**56**	**ug/kg**	**11**
Benzo(a)pyrene	**260**	**56**	**ug/kg**	**8.6**
Benzo(b)fluoranthene	**370**	**56**	**ug/kg**	**11**
Benzo(ghi)perylene	**300**	**56**	**ug/kg**	**9.5**
Benzo(k)fluoranthene	**130**	**56**	**ug/kg**	**8.9**
Benzaldehyde	**37 J**	**280**	**ug/kg**	**30**
1,1'-Biphenyl	ND	280	ug/kg	15
bis(2-Chloroethoxy) methane	ND	280	ug/kg	13
bis(2-Chloroethyl)-ether	ND	56	ug/kg	6.3
bis(2-Ethylhexyl) phthalate	**110 J**	**280**	**ug/kg**	**21**
4-Bromophenyl phenyl ether	ND	280	ug/kg	12
Butyl benzyl phthalate	ND	280	ug/kg	22
Caprolactam	ND	280	ug/kg	53
Carbazole	ND	56	ug/kg	11
4-Chloroaniline	ND	280	ug/kg	24
4-Chloro-3-methylphenol	ND	280	ug/kg	17
2-Chloronaphthalene	ND	56	ug/kg	16
2-Chlorophenol	ND	280	ug/kg	14
4-Chlorophenyl phenyl ether	ND	280	ug/kg	14
Chrysene	**270**	**56**	**ug/kg**	**11**
Dibenz(a,h)anthracene	**60**	**56**	**ug/kg**	**18**
Dibenzofuran	**33 J**	**280**	**ug/kg**	**15**
3,3'-Dichlorobenzidine	ND	280	ug/kg	63
2,4-Dichlorophenol	ND	56	ug/kg	8.3
Diethyl phthalate	ND	280	ug/kg	25
2,4-Dimethylphenol	ND	280	ug/kg	12
Dimethyl phthalate	ND	280	ug/kg	16

(Continued on next page)

Tetra Tech NUS, Inc

Client Sample ID: FMC-26

GC/MS Semivolatiles

Lot-Sample #...: C7K020180-024 Work Order #...: KAEXG1AU Matrix.....: SOLID

PARAMETER	RESULT	REPORTING LIMIT	UNITS	MDL
Di-n-butyl phthalate	ND	280	ug/kg	46
4,6-Dinitro-2-methylphenol	ND	1400	ug/kg	200
2,4-Dinitrophenol	ND	1400	ug/kg	330
2,4-Dinitrotoluene	ND	280	ug/kg	14
2,6-Dinitrotoluene	ND	280	ug/kg	18
Di-n-octyl phthalate	ND	280	ug/kg	19
Fluoranthene	**450**	**56**	**ug/kg**	**18**
Fluorene	**60**	**56**	**ug/kg**	**13**
Hexachlorobenzene	ND	56	ug/kg	17
Hexachlorobutadiene	ND	56	ug/kg	17
Hexachlorocyclopentadiene	ND	280	ug/kg	13
Hexachloroethane	ND	280	ug/kg	12
Indeno(1,2,3-cd)pyrene	**280**	**56**	**ug/kg**	**9.9**
Isophorone	ND	280	ug/kg	16
2-Methylnaphthalene	**75**	**56**	**ug/kg**	**15**
2-Methylphenol	ND	280	ug/kg	17
4-Methylphenol	**44 J**	**280**	**ug/kg**	**17**
Naphthalene	**84**	**56**	**ug/kg**	**14**
2-Nitroaniline	ND	1400	ug/kg	17
3-Nitroaniline	ND	1400	ug/kg	24
4-Nitroaniline	ND	1400	ug/kg	12
Nitrobenzene	ND	56	ug/kg	6.9
2-Nitrophenol	ND	280	ug/kg	22
4-Nitrophenol	ND	1400	ug/kg	22
N-Nitrosodi-n-propylamine	ND	56	ug/kg	6.8
N-Nitrosodiphenylamine	ND	56	ug/kg	15
2,2'-oxybis(1-Chloropropane)	ND	56	ug/kg	17
Pentachlorophenol	ND	280	ug/kg	21
Phenanthrene	**210**	**56**	**ug/kg**	**13**
Phenol	ND	56	ug/kg	17
Pyrene	**590**	**56**	**ug/kg**	**17**
2,4,5-Trichlorophenol	ND	280	ug/kg	23
2,4,6-Trichlorophenol	ND	280	ug/kg	22

(Continued on next page)

Tetra Tech NUS, Inc

Client Sample ID: FMC-26

GC/MS Semivolatiles

Lot-Sample #...: C7K020180-024 Work Order #...: KAEXG1AU Matrix.....: SOLID

SURROGATE	PERCENT RECOVERY	RECOVERY LIMITS
Nitrobenzene-d5	60	(27 - 110)
Terphenyl-d14	91	(21 - 130)
2-Fluorobiphenyl	78	(28 - 108)
2-Fluorophenol	63	(28 - 107)
Phenol-d5	73	(30 - 112)
2,4,6-Tribromophenol	94	(21 - 116)

NOTE(S):

Results and reporting limits have been adjusted for dry weight.

J Estimated result. Result is less than RL.

Tetra Tech NUS, Inc

Client Sample ID: FMC-3

GC/MS Semivolatiles

Lot-Sample #...:	C7K020180-017	**Work Order #...:**	KAEWD1AU	**Matrix.....:**	SOLID
Date Sampled...:	10/31/07	**Date Received..:**	11/02/07	**MS Run #.....:**	7313018
Prep Date.....:	11/09/07	**Analysis Date..:**	11/23/07		
Prep Batch #...:	7313027	**Analysis Time..:**	23:22		
Dilution Factor:	3.25	**Initial Wgt/Vol:**	23.1 g	**Final Wgt/Vol..:**	0.5 mL
% Moisture.....:	35	**Analyst ID.....:**	045183	**Instrument ID..:**	71
		Method.....:	SW846 8270C		

PARAMETER	RESULT	REPORTING LIMIT	UNITS	MDL
Acenaphthene	ND	33	ug/kg	8.6
Acenaphthylene	**32 J**	**33**	**ug/kg**	**9.6**
Acetophenone	ND	160	ug/kg	10
Anthracene	**33**	**33**	**ug/kg**	**9.4**
Atrazine	ND	160	ug/kg	11
Benzo(a)anthracene	**59**	**33**	**ug/kg**	**6.6**
Benzo(a)pyrene	**74**	**33**	**ug/kg**	**5.1**
Benzo(b)fluoranthene	**100**	**33**	**ug/kg**	**6.4**
Benzo(ghi)perylene	**83**	**33**	**ug/kg**	**5.6**
Benzo(k)fluoranthene	ND	33	ug/kg	5.3
Benzaldehyde	**130 J**	**160**	**ug/kg**	**18**
1,1'-Biphenyl	ND	160	ug/kg	9.1
bis(2-Chloroethoxy) methane	ND	160	ug/kg	7.7
bis(2-Chloroethyl)-ether	ND	33	ug/kg	3.7
bis(2-Ethylhexyl) phthalate	**92 J**	**160**	**ug/kg**	**13**
4-Bromophenyl phenyl ether	ND	160	ug/kg	7.4
Butyl benzyl phthalate	**58 J**	**160**	**ug/kg**	**13**
Caprolactam	**74 J**	**160**	**ug/kg**	**31**
Carbazole	ND	33	ug/kg	6.8
4-Chloroaniline	ND	160	ug/kg	14
4-Chloro-3-methylphenol	ND	160	ug/kg	10
2-Chloronaphthalene	ND	33	ug/kg	9.6
2-Chlorophenol	ND	160	ug/kg	8.3
4-Chlorophenyl phenyl ether	ND	160	ug/kg	8.2
Chrysene	**65**	**33**	**ug/kg**	**6.6**
Dibenz(a,h)anthracene	**16 J**	**33**	**ug/kg**	**11**
Dibenzofuran	ND	160	ug/kg	9.1
3,3'-Dichlorobenzidine	ND	160	ug/kg	37
2,4-Dichlorophenol	ND	33	ug/kg	4.9
Diethyl phthalate	ND	160	ug/kg	15
2,4-Dimethylphenol	ND	160	ug/kg	7.1
Dimethyl phthalate	ND	160	ug/kg	9.4

(Continued on next page)

Tetra Tech NUS, Inc

Client Sample ID: FMC-3

GC/MS Semivolatiles

Lot-Sample #...: C7K020180-017 Work Order #...: KAEWD1AU Matrix.....: SOLID

PARAMETER	RESULT	REPORTING LIMIT	UNITS	MDL
Di-n-butyl phthalate	ND	160	ug/kg	27
4,6-Dinitro-2-methylphenol	ND	850	ug/kg	120
2,4-Dinitrophenol	ND	850	ug/kg	200
2,4-Dinitrotoluene	ND	160	ug/kg	8.6
2,6-Dinitrotoluene	ND	160	ug/kg	11
Di-n-octyl phthalate	ND	160	ug/kg	12
Fluoranthene	**110**	**33**	**ug/kg**	**11**
Fluorene	**12 J**	**33**	**ug/kg**	**8.0**
Hexachlorobenzene	ND	33	ug/kg	10
Hexachlorobutadiene	ND	33	ug/kg	10
Hexachlorocyclopentadiene	ND	160	ug/kg	7.6
Hexachloroethane	ND	160	ug/kg	7.4
Indeno(1,2,3-cd)pyrene	**66**	**33**	**ug/kg**	**5.9**
Isophorone	ND	160	ug/kg	9.2
2-Methylnaphthalene	**14 J**	**33**	**ug/kg**	**9.2**
2-Methylphenol	ND	160	ug/kg	10
4-Methylphenol	ND	160	ug/kg	10
Naphthalene	**15 J**	**33**	**ug/kg**	**8.0**
2-Nitroaniline	ND	850	ug/kg	10
3-Nitroaniline	ND	850	ug/kg	14
4-Nitroaniline	ND	850	ug/kg	7.0
Nitrobenzene	ND	33	ug/kg	4.1
2-Nitrophenol	ND	160	ug/kg	13
4-Nitrophenol	ND	850	ug/kg	13
N-Nitrosodi-n-propylamine	ND	33	ug/kg	4.1
N-Nitrosodiphenylamine	ND	33	ug/kg	9.0
2,2'-oxybis(1-Chloropropane)	ND	33	ug/kg	9.9
Pentachlorophenol	ND	160	ug/kg	12
Phenanthrene	**42**	**33**	**ug/kg**	**7.9**
Phenol	ND	33	ug/kg	10
Pyrene	**120**	**33**	**ug/kg**	**10**
2,4,5-Trichlorophenol	ND	160	ug/kg	14
2,4,6-Trichlorophenol	ND	160	ug/kg	13

(Continued on next page)

Tetra Tech NUS, Inc

Client Sample ID: FMC-3

GC/MS Semivolatiles

Lot-Sample #...: C7K020180-017 Work Order #...: KAEWD1AU Matrix.....: SOLID

SURROGATE	PERCENT RECOVERY	RECOVERY LIMITS
Nitrobenzene-d5	63	(27 - 110)
Terphenyl-d14	64	(21 - 130)
2-Fluorobiphenyl	63	(28 - 108)
2-Fluorophenol	61	(28 - 107)
Phenol-d5	63	(30 - 112)
2,4,6-Tribromophenol	64	(21 - 116)

NOTE(S):

Results and reporting limits have been adjusted for dry weight.

J Estimated result. Result is less than RL.

Tetra Tech NUS, Inc

Client Sample ID: FMC-4

GC/MS Semivolatiles

Lot-Sample #...:	C7K020180-018	**Work Order #...:**	KAEWN1AU	**Matrix.....:**	SOLID
Date Sampled...:	10/31/07	**Date Received..:**	11/02/07	**MS Run #.....:**	7313018
Prep Date.....:	11/09/07	**Analysis Date..:**	11/23/07		
Prep Batch #...:	7313027	**Analysis Time..:**	23:40		
Dilution Factor:	5	**Initial Wgt/Vol:**	30 g	**Final Wgt/Vol..:**	0.5 mL
% Moisture.....:	55	**Analyst ID.....:**	045183	**Instrument ID..:**	71
		Method.....:	SW846 8270C		

PARAMETER	RESULT	REPORTING LIMIT	UNITS	MDL
Acenaphthene	ND	74	ug/kg	19
Acenaphthylene	**77**	**74**	**ug/kg**	**21**
Acetophenone	ND	370	ug/kg	22
Anthracene	**110**	**74**	**ug/kg**	**21**
Atrazine	ND	370	ug/kg	25
Benzo(a)anthracene	**160**	**74**	**ug/kg**	**15**
Benzo(a)pyrene	**230**	**74**	**ug/kg**	**11**
Benzo(b)fluoranthene	**320**	**74**	**ug/kg**	**14**
Benzo(ghi)perylene	**250**	**74**	**ug/kg**	**13**
Benzo(k)fluoranthene	ND	74	ug/kg	12
Benzaldehyde	**300 J**	**370**	**ug/kg**	**39**
1,1'-Biphenyl	ND	370	ug/kg	20
bis(2-Chloroethoxy) methane	ND	370	ug/kg	17
bis(2-Chloroethyl)-ether	ND	74	ug/kg	8.3
bis(2-Ethylhexyl) phthalate	**170 J**	**370**	**ug/kg**	**28**
4-Bromophenyl phenyl ether	ND	370	ug/kg	17
Butyl benzyl phthalate	**110 J**	**370**	**ug/kg**	**30**
Caprolactam	ND	370	ug/kg	70
Carbazole	**15 J**	**74**	**ug/kg**	**15**
4-Chloroaniline	ND	370	ug/kg	32
4-Chloro-3-methylphenol	ND	370	ug/kg	22
2-Chloronaphthalene	ND	74	ug/kg	21
2-Chlorophenol	ND	370	ug/kg	19
4-Chlorophenyl phenyl ether	ND	370	ug/kg	18
Chrysene	**190**	**74**	**ug/kg**	**15**
Dibenz(a,h)anthracene	**56 J**	**74**	**ug/kg**	**23**
Dibenzofuran	ND	370	ug/kg	20
3,3'-Dichlorobenzidine	ND	370	ug/kg	83
2,4-Dichlorophenol	ND	74	ug/kg	11
Diethyl phthalate	ND	370	ug/kg	33
2,4-Dimethylphenol	ND	370	ug/kg	16
Dimethyl phthalate	ND	370	ug/kg	21

(Continued on next page)

Tetra Tech NUS, Inc

Client Sample ID: FMC-4

GC/MS Semivolatiles

Lot-Sample #...: C7K020180-018 Work Order #...: KAEWN1AU Matrix.....: SOLID

PARAMETER	RESULT	REPORTING LIMIT	UNITS	MDL
Di-n-butyl phthalate	ND	370	ug/kg	61
4,6-Dinitro-2-methylphenol	ND	1900	ug/kg	260
2,4-Dinitrophenol	ND	1900	ug/kg	440
2,4-Dinitrotoluene	ND	370	ug/kg	19
2,6-Dinitrotoluene	ND	370	ug/kg	24
Di-n-octyl phthalate	ND	370	ug/kg	26
Fluoranthene	**330**	**74**	**ug/kg**	**24**
Fluorene	**39 J**	**74**	**ug/kg**	**18**
Hexachlorobenzene	ND	74	ug/kg	22
Hexachlorobutadiene	ND	74	ug/kg	23
Hexachlorocyclopentadiene	ND	370	ug/kg	17
Hexachloroethane	ND	370	ug/kg	16
Indeno(1,2,3-cd)pyrene	**200**	**74**	**ug/kg**	**13**
Isophorone	ND	370	ug/kg	20
2-Methylnaphthalene	**44 J**	**74**	**ug/kg**	**20**
2-Methylphenol	ND	370	ug/kg	23
4-Methylphenol	**35 J**	**370**	**ug/kg**	**23**
Naphthalene	**51 J**	**74**	**ug/kg**	**18**
2-Nitroaniline	ND	1900	ug/kg	22
3-Nitroaniline	ND	1900	ug/kg	32
4-Nitroaniline	ND	1900	ug/kg	15
Nitrobenzene	ND	74	ug/kg	9.2
2-Nitrophenol	ND	370	ug/kg	29
4-Nitrophenol	ND	1900	ug/kg	29
N-Nitrosodi-n-propylamine	ND	74	ug/kg	9.0
N-Nitrosodiphenylamine	ND	74	ug/kg	20
2,2'-oxybis(1-Chloropropane)	ND	74	ug/kg	22
Pentachlorophenol	ND	370	ug/kg	27
Phenanthrene	**120**	**74**	**ug/kg**	**18**
Phenol	ND	74	ug/kg	22
Pyrene	**330**	**74**	**ug/kg**	**23**
2,4,5-Trichlorophenol	ND	370	ug/kg	30
2,4,6-Trichlorophenol	ND	370	ug/kg	30

(Continued on next page)

Tetra Tech NUS, Inc

Client Sample ID: FMC-4

GC/MS Semivolatiles

Lot-Sample #...: C7K020180-018 Work Order #...: KAEWN1AU Matrix.....: SOLID

SURROGATE	PERCENT RECOVERY	RECOVERY LIMITS
Nitrobenzene-d5	76	(27 - 110)
Terphenyl-d14	74	(21 - 130)
2-Fluorobiphenyl	71	(28 - 108)
2-Fluorophenol	74	(28 - 107)
Phenol-d5	78	(30 - 112)
2,4,6-Tribromophenol	71	(21 - 116)

NOTE(S):

Results and reporting limits have been adjusted for dry weight.

J Estimated result. Result is less than RL.

Tetra Tech NUS, Inc

Client Sample ID: FMC-5

GC/MS Semivolatiles

Lot-Sample #...:	C7K020180-019	**Work Order #...:**	KAEWQ1AU	**Matrix.....:**	SOLID
Date Sampled...:	10/31/07	**Date Received..:**	11/02/07	**MS Run #.....:**	7313018
Prep Date.....:	11/09/07	**Analysis Date..:**	11/23/07		
Prep Batch #...:	7313027	**Analysis Time..:**	23:59		
Dilution Factor:	5	**Initial Wgt/Vol:**	30 g	**Final Wgt/Vol..:**	0.5 mL
% Moisture.....:	75	**Analyst ID.....:**	045183	**Instrument ID..:**	71
		Method.....:	SW846 8270C		

PARAMETER	RESULT	REPORTING LIMIT	UNITS	MDL
Acenaphthene	ND	130	ug/kg	34
Acenaphthylene	**130**	**130**	**ug/kg**	**38**
Acetophenone	ND	650	ug/kg	40
Anthracene	**160**	**130**	**ug/kg**	**37**
Atrazine	ND	650	ug/kg	45
Benzo(a)anthracene	**310**	**130**	**ug/kg**	**26**
Benzo(a)pyrene	**360**	**130**	**ug/kg**	**20**
Benzo(b)fluoranthene	**520**	**130**	**ug/kg**	**25**
Benzo(ghi)perylene	**410**	**130**	**ug/kg**	**22**
Benzo(k)fluoranthene	ND	130	ug/kg	21
Benzaldehyde	**530 J**	**650**	**ug/kg**	**69**
1,1'-Biphenyl	ND	650	ug/kg	36
bis(2-Chloroethoxy) methane	ND	650	ug/kg	30
bis(2-Chloroethyl)-ether	ND	130	ug/kg	15
bis(2-Ethylhexyl) phthalate	**250 J**	**650**	**ug/kg**	**50**
4-Bromophenyl phenyl ether	ND	650	ug/kg	29
Butyl benzyl phthalate	**210 J**	**650**	**ug/kg**	**52**
Caprolactam	ND	650	ug/kg	120
Carbazole	ND	130	ug/kg	27
4-Chloroaniline	ND	650	ug/kg	56
4-Chloro-3-methylphenol	ND	650	ug/kg	40
2-Chloronaphthalene	ND	130	ug/kg	38
2-Chlorophenol	ND	650	ug/kg	33
4-Chlorophenyl phenyl ether	ND	650	ug/kg	32
Chrysene	**290**	**130**	**ug/kg**	**26**
Dibenz(a,h)anthracene	**90 J**	**130**	**ug/kg**	**42**
Dibenzofuran	ND	650	ug/kg	36
3,3'-Dichlorobenzidine	ND	650	ug/kg	150
2,4-Dichlorophenol	ND	130	ug/kg	19
Diethyl phthalate	ND	650	ug/kg	58
2,4-Dimethylphenol	ND	650	ug/kg	28
Dimethyl phthalate	ND	650	ug/kg	37

(Continued on next page)

Tetra Tech NUS, Inc

Client Sample ID: FMC-5

GC/MS Semivolatiles

Lot-Sample #...: C7K020180-019 Work Order #...: KAEWQ1AU Matrix.....: SOLID

PARAMETER	RESULT	REPORTING LIMIT	UNITS	MDL
Di-n-butyl phthalate	ND	650	ug/kg	110
4,6-Dinitro-2-methylphenol	ND	3400	ug/kg	460
2,4-Dinitrophenol	ND	3400	ug/kg	770
2,4-Dinitrotoluene	ND	650	ug/kg	34
2,6-Dinitrotoluene	ND	650	ug/kg	42
Di-n-octyl phthalate	ND	650	ug/kg	46
Fluoranthene	**520**	**130**	**ug/kg**	**42**
Fluorene	**55 J**	**130**	**ug/kg**	**32**
Hexachlorobenzene	ND	130	ug/kg	39
Hexachlorobutadiene	ND	130	ug/kg	40
Hexachlorocyclopentadiene	ND	650	ug/kg	30
Hexachloroethane	ND	650	ug/kg	29
Indeno(1,2,3-cd)pyrene	**330**	**130**	**ug/kg**	**23**
Isophorone	ND	650	ug/kg	36
2-Methylnaphthalene	**79 J**	**130**	**ug/kg**	**36**
2-Methylphenol	ND	650	ug/kg	41
4-Methylphenol	**59 J**	**650**	**ug/kg**	**41**
Naphthalene	**90 J**	**130**	**ug/kg**	**32**
2-Nitroaniline	ND	3400	ug/kg	39
3-Nitroaniline	ND	3400	ug/kg	56
4-Nitroaniline	ND	3400	ug/kg	27
Nitrobenzene	ND	130	ug/kg	16
2-Nitrophenol	ND	650	ug/kg	52
4-Nitrophenol	ND	3400	ug/kg	51
N-Nitrosodi-n-propylamine	ND	130	ug/kg	16
N-Nitrosodiphenylamine	ND	130	ug/kg	35
2,2'-oxybis(1-Chloropropane)	ND	130	ug/kg	39
Pentachlorophenol	ND	650	ug/kg	49
Phenanthrene	**200**	**130**	**ug/kg**	**31**
Phenol	ND	130	ug/kg	39
Pyrene	**560**	**130**	**ug/kg**	**40**
2,4,5-Trichlorophenol	ND	650	ug/kg	54
2,4,6-Trichlorophenol	ND	650	ug/kg	53

(Continued on next page)

Tetra Tech NUS, Inc

Client Sample ID: FMC-5

GC/MS Semivolatiles

Lot-Sample #...: C7K020180-019 Work Order #...: KAEWQ1AU Matrix.....: SOLID

SURROGATE	PERCENT RECOVERY	RECOVERY LIMITS
Nitrobenzene-d5	60	(27 - 110)
Terphenyl-d14	62	(21 - 130)
2-Fluorobiphenyl	60	(28 - 108)
2-Fluorophenol	57	(28 - 107)
Phenol-d5	62	(30 - 112)
2,4,6-Tribromophenol	57	(21 - 116)

NOTE(S):

Results and reporting limits have been adjusted for dry weight.

J Estimated result. Result is less than RL.

Tetra Tech NUS, Inc

Client Sample ID: FMC-6

GC/MS Semivolatiles

Lot-Sample #...:	C7K020180-020	**Work Order #...:**	KAEWX1AU	**Matrix.....:**	SOLID
Date Sampled...:	10/31/07	**Date Received..:**	11/02/07	**MS Run #.....:**	7313018
Prep Date.....:	11/09/07	**Analysis Date..:**	11/27/07		
Prep Batch #...:	7313027	**Analysis Time..:**	16:51		
Dilution Factor:	3	**Initial Wgt/Vol:**	25 g	**Final Wgt/Vol..:**	0.5 mL
% Moisture.....:	36	**Analyst ID.....:**	045183	**Instrument ID..:**	71
		Method.....:	SW846 8270C		

PARAMETER	RESULT	REPORTING LIMIT	UNITS	MDL
Acenaphthene	ND	32	ug/kg	8.1
Acenaphthylene	**20 J**	**32**	**ug/kg**	**9.1**
Acetophenone	ND	160	ug/kg	9.5
Anthracene	**28 J**	**32**	**ug/kg**	**8.9**
Atrazine	ND	160	ug/kg	11
Benzo(a)anthracene	**54**	**32**	**ug/kg**	**6.2**
Benzo(a)pyrene	**66**	**32**	**ug/kg**	**4.8**
Benzo(b)fluoranthene	**130**	**32**	**ug/kg**	**6.0**
Benzo(ghi)perylene	**60**	**32**	**ug/kg**	**5.3**
Benzo(k)fluoranthene	ND	32	ug/kg	5.0
Benzaldehyde	**120 J**	**160**	**ug/kg**	**17**
1,1'-Biphenyl	ND	160	ug/kg	8.6
bis(2-Chloroethoxy) methane	ND	160	ug/kg	7.3
bis(2-Chloroethyl)-ether	ND	32	ug/kg	3.5
bis(2-Ethylhexyl) phthalate	**90 J**	**160**	**ug/kg**	**12**
4-Bromophenyl phenyl ether	ND	160	ug/kg	7.0
Butyl benzyl phthalate	**51 J**	**160**	**ug/kg**	**13**
Caprolactam	**63 J**	**160**	**ug/kg**	**30**
Carbazole	ND	32	ug/kg	6.4
4-Chloroaniline	ND	160	ug/kg	13
4-Chloro-3-methylphenol	ND	160	ug/kg	9.5
2-Chloronaphthalene	ND	32	ug/kg	9.1
2-Chlorophenol	ND	160	ug/kg	7.9
4-Chlorophenyl phenyl ether	ND	160	ug/kg	7.8
Chrysene	**63**	**32**	**ug/kg**	**6.2**
Dibenz(a,h)anthracene	**11 J**	**32**	**ug/kg**	**9.9**
Dibenzofuran	ND	160	ug/kg	8.6
3,3'-Dichlorobenzidine	ND	160	ug/kg	35
2,4-Dichlorophenol	ND	32	ug/kg	4.7
Diethyl phthalate	ND	160	ug/kg	14
2,4-Dimethylphenol	ND	160	ug/kg	6.7
Dimethyl phthalate	ND	160	ug/kg	8.9

(Continued on next page)

Tetra Tech NUS, Inc

Client Sample ID: FMC-6

GC/MS Semivolatiles

Lot-Sample #...: C7K020180-020 Work Order #...: KAEWX1AU Matrix.....: SOLID

PARAMETER	RESULT	REPORTING LIMIT	UNITS	MDL
Di-n-butyl phthalate	ND	160	ug/kg	26
4,6-Dinitro-2-methylphenol	ND	800	ug/kg	110
2,4-Dinitrophenol	ND	800	ug/kg	190
2,4-Dinitrotoluene	ND	160	ug/kg	8.1
2,6-Dinitrotoluene	ND	160	ug/kg	10
Di-n-octyl phthalate	ND	160	ug/kg	11
Fluoranthene	**96**	**32**	**ug/kg**	**10**
Fluorene	**12 J**	**32**	**ug/kg**	**7.6**
Hexachlorobenzene	ND	32	ug/kg	9.4
Hexachlorobutadiene	ND	32	ug/kg	9.6
Hexachlorocyclopentadiene	ND	160	ug/kg	7.2
Hexachloroethane	ND	160	ug/kg	7.0
Indeno(1,2,3-cd)pyrene	**50**	**32**	**ug/kg**	**5.6**
Isophorone	ND	160	ug/kg	8.7
2-Methylnaphthalene	**13 J**	**32**	**ug/kg**	**8.7**
2-Methylphenol	ND	160	ug/kg	9.8
4-Methylphenol	**9.9 J**	**160**	**ug/kg**	**9.8**
Naphthalene	**16 J**	**32**	**ug/kg**	**7.6**
2-Nitroaniline	ND	800	ug/kg	9.4
3-Nitroaniline	ND	800	ug/kg	13
4-Nitroaniline	ND	800	ug/kg	6.6
Nitrobenzene	ND	32	ug/kg	3.9
2-Nitrophenol	ND	160	ug/kg	12
4-Nitrophenol	ND	800	ug/kg	12
N-Nitrosodi-n-propylamine	ND	32	ug/kg	3.8
N-Nitrosodiphenylamine	ND	32	ug/kg	8.5
2,2'-oxybis(1-Chloropropane)	ND	32	ug/kg	9.4
Pentachlorophenol	ND	160	ug/kg	12
Phenanthrene	**42**	**32**	**ug/kg**	**7.5**
Phenol	ND	32	ug/kg	9.4
Pyrene	**120**	**32**	**ug/kg**	**9.6**
2,4,5-Trichlorophenol	ND	160	ug/kg	13
2,4,6-Trichlorophenol	ND	160	ug/kg	13

(Continued on next page)

Tetra Tech NUS, Inc

Client Sample ID: FMC-6

GC/MS Semivolatiles

Lot-Sample #...: C7K020180-020 **Work Order #...:** KAEWX1AU **Matrix.....:** SOLID

SURROGATE	PERCENT RECOVERY	RECOVERY LIMITS
Nitrobenzene-d5	75	(27 - 110)
Terphenyl-d14	94	(21 - 130)
2-Fluorobiphenyl	80	(28 - 108)
2-Fluorophenol	69	(28 - 107)
Phenol-d5	75	(30 - 112)
2,4,6-Tribromophenol	77	(21 - 116)

NOTE(S):

Results and reporting limits have been adjusted for dry weight.

J Estimated result. Result is less than RL.

Tetra Tech NUS, Inc

Client Sample ID: FMC-7

GC/MS Semivolatiles

Lot-Sample #...:	C7K020180-021	**Work Order #...:**	KAEW11AU	**Matrix.....:**	SOLID
Date Sampled...:	10/31/07 16:10	**Date Received..:**	11/02/07 09:45	**MS Run #.....:**	7314002
Prep Date.....:	11/10/07	**Analysis Date..:**	11/28/07		
Prep Batch #...:	7314010	**Analysis Time..:**	14:09		
Dilution Factor:	2.5	**Initial Wgt/Vol:**	30 g	**Final Wgt/Vol..:**	0.5 mL
% Moisture.....:	74	**Analyst ID.....:**	007062	**Instrument ID..:**	722
		Method.....:	SW846 8270C		

PARAMETER	RESULT	REPORTING LIMIT	UNITS	MDL
Acenaphthene	**19 J**	**65**	**ug/kg**	**17**
Acenaphthylene	**100**	**65**	**ug/kg**	**19**
Acetophenone	ND	320	ug/kg	19
Anthracene	**110**	**65**	**ug/kg**	**18**
Atrazine	ND	320	ug/kg	22
Benzo(a)anthracene	**220**	**65**	**ug/kg**	**13**
Benzo(a)pyrene	**280**	**65**	**ug/kg**	**9.9**
Benzo(b)fluoranthene	**420**	**65**	**ug/kg**	**12**
Benzo(ghi)perylene	**360**	**65**	**ug/kg**	**11**
Benzo(k)fluoranthene	**140**	**65**	**ug/kg**	**10**
Benzaldehyde	**46 J**	**320**	**ug/kg**	**34**
1,1'-Biphenyl	ND	320	ug/kg	18
bis(2-Chloroethoxy) methane	ND	320	ug/kg	15
bis(2-Chloroethyl)-ether	ND	65	ug/kg	7.2
bis(2-Ethylhexyl) phthalate	**170 J**	**320**	**ug/kg**	**24**
4-Bromophenyl phenyl ether	ND	320	ug/kg	14
Butyl benzyl phthalate	ND	320	ug/kg	26
Caprolactam	ND	320	ug/kg	61
Carbazole	ND	65	ug/kg	13
4-Chloroaniline	ND	320	ug/kg	28
4-Chloro-3-methylphenol	ND	320	ug/kg	19
2-Chloronaphthalene	ND	65	ug/kg	18
2-Chlorophenol	ND	320	ug/kg	16
4-Chlorophenyl phenyl ether	ND	320	ug/kg	16
Chrysene	**250**	**65**	**ug/kg**	**13**
Dibenz(a,h)anthracene	ND	65	ug/kg	20
Dibenzofuran	**26 J**	**320**	**ug/kg**	**18**
3,3'-Dichlorobenzidine	ND	320	ug/kg	72
2,4-Dichlorophenol	ND	65	ug/kg	9.5
Diethyl phthalate	ND	320	ug/kg	29
2,4-Dimethylphenol	ND	320	ug/kg	14
Dimethyl phthalate	ND	320	ug/kg	18

(Continued on next page)

Tetra Tech NUS, Inc

Client Sample ID: FMC-7

GC/MS Semivolatiles

Lot-Sample #...: C7K020180-021 Work Order #...: KAEW11AU Matrix.....: SOLID

PARAMETER	RESULT	REPORTING LIMIT	UNITS	MDL
Di-n-butyl phthalate	ND	320	ug/kg	53
4,6-Dinitro-2-methylphenol	ND	1600	ug/kg	230
2,4-Dinitrophenol	ND	1600	ug/kg	380
2,4-Dinitrotoluene	ND	320	ug/kg	17
2,6-Dinitrotoluene	ND	320	ug/kg	21
Di-n-octyl phthalate	ND	320	ug/kg	22
Fluoranthene	**370**	**65**	**ug/kg**	**21**
Fluorene	**49 J**	**65**	**ug/kg**	**15**
Hexachlorobenzene	ND	65	ug/kg	19
Hexachlorobutadiene	ND	65	ug/kg	20
Hexachlorocyclopentadiene	ND	320	ug/kg	15
Hexachloroethane	ND	320	ug/kg	14
Indeno(1,2,3-cd)pyrene	**330**	**65**	**ug/kg**	**11**
Isophorone	ND	320	ug/kg	18
2-Methylnaphthalene	**61 J**	**65**	**ug/kg**	**18**
2-Methylphenol	ND	320	ug/kg	20
4-Methylphenol	**48 J**	**320**	**ug/kg**	**20**
Naphthalene	**71**	**65**	**ug/kg**	**15**
2-Nitroaniline	ND	1600	ug/kg	19
3-Nitroaniline	ND	1600	ug/kg	27
4-Nitroaniline	ND	1600	ug/kg	13
Nitrobenzene	ND	65	ug/kg	8.0
2-Nitrophenol	ND	320	ug/kg	25
4-Nitrophenol	ND	1600	ug/kg	25
N-Nitrosodi-n-propylamine	ND	65	ug/kg	7.8
N-Nitrosodiphenylamine	ND	65	ug/kg	17
2,2'-oxybis(1-Chloropropane)	ND	65	ug/kg	19
Pentachlorophenol	ND	320	ug/kg	24
Phenanthrene	**180**	**65**	**ug/kg**	**15**
Phenol	ND	65	ug/kg	19
Pyrene	**590**	**65**	**ug/kg**	**20**
2,4,5-Trichlorophenol	ND	320	ug/kg	26
2,4,6-Trichlorophenol	ND	320	ug/kg	26

(Continued on next page)

Tetra Tech NUS, Inc

Client Sample ID: FMC-7

GC/MS Semivolatiles

Lot-Sample #...: C7K020180-021 Work Order #...: KAEW11AU Matrix.....: SOLID

SURROGATE	PERCENT RECOVERY	RECOVERY LIMITS
Nitrobenzene-d5	57	(27 - 110)
Terphenyl-d14	92	(21 - 130)
2-Fluorobiphenyl	74	(28 - 108)
2-Fluorophenol	61	(28 - 107)
Phenol-d5	69	(30 - 112)
2,4,6-Tribromophenol	79	(21 - 116)

NOTE(S):

Results and reporting limits have been adjusted for dry weight.

J Estimated result. Result is less than RL.

Tetra Tech NUS, Inc

Client Sample ID: FMC-8

GC/MS Semivolatiles

Lot-Sample #...:	C7K020180-022	**Work Order #...:**	KAEW51AU	**Matrix.....:**	SOLID
Date Sampled...:	10/31/07 16:20	**Date Received..:**	11/02/07 09:45	**MS Run #.....:**	7314002
Prep Date.....:	11/10/07	**Analysis Date..:**	11/28/07		
Prep Batch #...:	7314010	**Analysis Time..:**	14:38		
Dilution Factor:	2.5	**Initial Wgt/Vol:**	30 g	**Final Wgt/Vol..:**	0.5 mL
% Moisture.....:	73	**Analyst ID.....:**	007062	**Instrument ID..:**	722
		Method.....:	SW846 8270C		

PARAMETER	RESULT	REPORTING LIMIT	UNITS	MDL
Acenaphthene	**27 J**	**62**	**ug/kg**	**16**
Acenaphthylene	**93**	**62**	**ug/kg**	**18**
Acetophenone	ND	310	ug/kg	19
Anthracene	**110**	**62**	**ug/kg**	**17**
Atrazine	ND	310	ug/kg	21
Benzo(a)anthracene	**210**	**62**	**ug/kg**	**12**
Benzo(a)pyrene	**270**	**62**	**ug/kg**	**9.5**
Benzo(b)fluoranthene	**410**	**62**	**ug/kg**	**12**
Benzo(ghi)perylene	**350**	**62**	**ug/kg**	**10**
Benzo(k)fluoranthene	**150**	**62**	**ug/kg**	**9.8**
Benzaldehyde	**53 J**	**310**	**ug/kg**	**33**
1,1'-Biphenyl	ND	310	ug/kg	17
bis(2-Chloroethoxy) methane	ND	310	ug/kg	14
bis(2-Chloroethyl)-ether	ND	62	ug/kg	6.9
bis(2-Ethylhexyl) phthalate	**130 J**	**310**	**ug/kg**	**24**
4-Bromophenyl phenyl ether	ND	310	ug/kg	14
Butyl benzyl phthalate	ND	310	ug/kg	25
Caprolactam	ND	310	ug/kg	58
Carbazole	ND	62	ug/kg	13
4-Chloroaniline	ND	310	ug/kg	26
4-Chloro-3-methylphenol	ND	310	ug/kg	19
2-Chloronaphthalene	ND	62	ug/kg	18
2-Chlorophenol	ND	310	ug/kg	15
4-Chlorophenyl phenyl ether	ND	310	ug/kg	15
Chrysene	**190**	**62**	**ug/kg**	**12**
Dibenz(a,h)anthracene	ND	62	ug/kg	19
Dibenzofuran	**26 J**	**310**	**ug/kg**	**17**
3,3'-Dichlorobenzidine	ND	310	ug/kg	69
2,4-Dichlorophenol	ND	62	ug/kg	9.2
Diethyl phthalate	ND	310	ug/kg	27
2,4-Dimethylphenol	ND	310	ug/kg	13
Dimethyl phthalate	ND	310	ug/kg	17

(Continued on next page)

Tetra Tech NUS, Inc

Client Sample ID: FMC-8

GC/MS Semivolatiles

Lot-Sample #...: C7K020180-022 Work Order #...: KAEW51AU Matrix.....: SOLID

PARAMETER	RESULT	REPORTING LIMIT	UNITS	MDL
Di-n-butyl phthalate	ND	310	ug/kg	51
4,6-Dinitro-2-methylphenol	ND	1600	ug/kg	220
2,4-Dinitrophenol	ND	1600	ug/kg	360
2,4-Dinitrotoluene	ND	310	ug/kg	16
2,6-Dinitrotoluene	ND	310	ug/kg	20
Di-n-octyl phthalate	ND	310	ug/kg	21
Fluoranthene	**380**	**62**	**ug/kg**	**20**
Fluorene	**49 J**	**62**	**ug/kg**	**15**
Hexachlorobenzene	ND	62	ug/kg	18
Hexachlorobutadiene	ND	62	ug/kg	19
Hexachlorocyclopentadiene	ND	310	ug/kg	14
Hexachloroethane	ND	310	ug/kg	14
Indeno(1,2,3-cd)pyrene	**320**	**62**	**ug/kg**	**11**
Isophorone	ND	310	ug/kg	17
2-Methylnaphthalene	**69**	**62**	**ug/kg**	**17**
2-Methylphenol	ND	310	ug/kg	19
4-Methylphenol	**41 J**	**310**	**ug/kg**	**19**
Naphthalene	**78**	**62**	**ug/kg**	**15**
2-Nitroaniline	ND	1600	ug/kg	18
3-Nitroaniline	ND	1600	ug/kg	26
4-Nitroaniline	ND	1600	ug/kg	13
Nitrobenzene	ND	62	ug/kg	7.6
2-Nitrophenol	ND	310	ug/kg	24
4-Nitrophenol	ND	1600	ug/kg	24
N-Nitrosodi-n-propylamine	ND	62	ug/kg	7.5
N-Nitrosodiphenylamine	ND	62	ug/kg	17
2,2'-oxybis(1-Chloropropane)	ND	62	ug/kg	18
Pentachlorophenol	ND	310	ug/kg	23
Phenanthrene	**190**	**62**	**ug/kg**	**15**
Phenol	ND	62	ug/kg	19
Pyrene	**570**	**62**	**ug/kg**	**19**
2,4,5-Trichlorophenol	ND	310	ug/kg	25
2,4,6-Trichlorophenol	ND	310	ug/kg	25

(Continued on next page)

Tetra Tech NUS, Inc

Client Sample ID: FMC-8

GC/MS Semivolatiles

Lot-Sample #...: C7K020180-022 Work Order #...: KAEW51AU Matrix.....: SOLID

SURROGATE	PERCENT RECOVERY	RECOVERY LIMITS
Nitrobenzene-d5	57	(27 - 110)
Terphenyl-d14	92	(21 - 130)
2-Fluorobiphenyl	74	(28 - 108)
2-Fluorophenol	60	(28 - 107)
Phenol-d5	68	(30 - 112)
2,4,6-Tribromophenol	82	(21 - 116)

NOTE(S):

Results and reporting limits have been adjusted for dry weight.

J Estimated result. Result is less than RL.

Tetra Tech NUS, Inc

Client Sample ID: FMC-9

GC/MS Semivolatiles

Lot-Sample #...: C7K020180-002	**Work Order #...:** KAERC1AU	**Matrix.....:** SOLID
Date Sampled...: 10/30/07	**Date Received..:** 11/02/07	**MS Run #.....:** 7313018
Prep Date.....: 11/09/07	**Analysis Date..:** 11/23/07	
Prep Batch #...: 7313027	**Analysis Time..:** 19:07	
Dilution Factor: 5	**Initial Wgt/Vol:** 30 g	**Final Wgt/Vol..:** 0.5 mL
% Moisture.....: 74	**Analyst ID.....:** 045183	**Instrument ID..:** 71
	Method.....: SW846 8270C	

PARAMETER	RESULT	REPORTING LIMIT	UNITS	MDL
Acenaphthene	**33 J**	**130**	**ug/kg**	**33**
Acenaphthylene	**200**	**130**	**ug/kg**	**37**
Acetophenone	ND	630	ug/kg	38
Anthracene	**210**	**130**	**ug/kg**	**36**
Atrazine	ND	630	ug/kg	43
Benzo(a)anthracene	**400**	**130**	**ug/kg**	**25**
Benzo(a)pyrene	**510**	**130**	**ug/kg**	**19**
Benzo(b)fluoranthene	**730**	**130**	**ug/kg**	**24**
Benzo(ghi)perylene	**520**	**130**	**ug/kg**	**21**
Benzo(k)fluoranthene	ND	130	ug/kg	20
Benzaldehyde	**520 J**	**630**	**ug/kg**	**67**
1,1'-Biphenyl	ND	630	ug/kg	35
bis(2-Chloroethoxy) methane	ND	630	ug/kg	29
bis(2-Chloroethyl)-ether	ND	130	ug/kg	14
bis(2-Ethylhexyl) phthalate	**320 J**	**630**	**ug/kg**	**48**
4-Bromophenyl phenyl ether	ND	630	ug/kg	28
Butyl benzyl phthalate	**210 J**	**630**	**ug/kg**	**51**
Caprolactam	**270 J**	**630**	**ug/kg**	**120**
Carbazole	**35 J**	**130**	**ug/kg**	**26**
4-Chloroaniline	ND	630	ug/kg	54
4-Chloro-3-methylphenol	ND	630	ug/kg	38
2-Chloronaphthalene	ND	130	ug/kg	36
2-Chlorophenol	ND	630	ug/kg	32
4-Chlorophenyl phenyl ether	ND	630	ug/kg	31
Chrysene	**460**	**130**	**ug/kg**	**25**
Dibenz(a,h)anthracene	**120 J**	**130**	**ug/kg**	**40**
Dibenzofuran	**35 J**	**630**	**ug/kg**	**35**
3,3'-Dichlorobenzidine	ND	630	ug/kg	140
2,4-Dichlorophenol	ND	130	ug/kg	19
Diethyl phthalate	ND	630	ug/kg	56
2,4-Dimethylphenol	ND	630	ug/kg	27
Dimethyl phthalate	ND	630	ug/kg	36

(Continued on next page)

Tetra Tech NUS, Inc

Client Sample ID: FMC-9

GC/MS Semivolatiles

Lot-Sample #...: C7K020180-002 Work Order #...: KAERC1AU Matrix.....: SOLID

PARAMETER	RESULT	REPORTING LIMIT	UNITS	MDL
Di-n-butyl phthalate	ND	630	ug/kg	100
4,6-Dinitro-2-methylphenol	ND	3200	ug/kg	440
2,4-Dinitrophenol	ND	3200	ug/kg	740
2,4-Dinitrotoluene	ND	630	ug/kg	33
2,6-Dinitrotoluene	ND	630	ug/kg	41
Di-n-octyl phthalate	ND	630	ug/kg	44
Fluoranthene	**740**	**130**	**ug/kg**	**41**
Fluorene	**86 J**	**130**	**ug/kg**	**31**
Hexachlorobenzene	ND	130	ug/kg	38
Hexachlorobutadiene	ND	130	ug/kg	39
Hexachlorocyclopentadiene	ND	630	ug/kg	29
Hexachloroethane	ND	630	ug/kg	28
Indeno(1,2,3-cd)pyrene	**430**	**130**	**ug/kg**	**22**
Isophorone	ND	630	ug/kg	35
2-Methylnaphthalene	**85 J**	**130**	**ug/kg**	**35**
2-Methylphenol	ND	630	ug/kg	39
4-Methylphenol	**50 J**	**630**	**ug/kg**	**39**
Naphthalene	**93 J**	**130**	**ug/kg**	**31**
2-Nitroaniline	ND	3200	ug/kg	38
3-Nitroaniline	ND	3200	ug/kg	54
4-Nitroaniline	ND	3200	ug/kg	26
Nitrobenzene	ND	130	ug/kg	16
2-Nitrophenol	ND	630	ug/kg	50
4-Nitrophenol	ND	3200	ug/kg	49
N-Nitrosodi-n-propylamine	ND	130	ug/kg	15
N-Nitrosodiphenylamine	ND	130	ug/kg	34
2,2'-oxybis(1-Chloropropane)	ND	130	ug/kg	38
Pentachlorophenol	ND	630	ug/kg	47
Phenanthrene	**250**	**130**	**ug/kg**	**30**
Phenol	ND	130	ug/kg	38
Pyrene	**760**	**130**	**ug/kg**	**39**
2,4,5-Trichlorophenol	ND	630	ug/kg	52
2,4,6-Trichlorophenol	ND	630	ug/kg	51

(Continued on next page)

Tetra Tech NUS, Inc

Client Sample ID: FMC-9

GC/MS Semivolatiles

Lot-Sample #...: C7K020180-002 **Work Order #...:** KAERC1AU **Matrix.....:** SOLID

SURROGATE	PERCENT RECOVERY	RECOVERY LIMITS
Nitrobenzene-d5	70	(27 - 110)
Terphenyl-d14	69	(21 - 130)
2-Fluorobiphenyl	66	(28 - 108)
2-Fluorophenol	67	(28 - 107)
Phenol-d5	72	(30 - 112)
2,4,6-Tribromophenol	67	(21 - 116)

NOTE(S):

Results and reporting limits have been adjusted for dry weight.

J Estimated result. Result is less than RL.

Tetra Tech NUS, Inc

Client Sample ID: PMC-10

GC Semivolatiles

Lot-Sample #...:	C7K020180-003	**Work Order #...:**	KAERF1AT	**Matrix.....:**	SOLID
Date Sampled...:	10/30/07	**Date Received..:**	11/02/07	**MS Run #.....:**	7313003
Prep Date.....:	11/09/07	**Analysis Date..:**	11/16/07		
Prep Batch #...:	7313011	**Analysis Time..:**	15:39		
Dilution Factor:	0.5	**Initial Wgt/Vol:**	15 g	**Final Wgt/Vol..:**	10 mL
% Moisture.....:	68	**Analyst ID.....:**	402331	**Instrument ID..:**	S/T
		Method.....:	SW846 8082		

PARAMETER	RESULT	REPORTING LIMIT	UNITS	MDL
Aroclor 1016	ND	26	ug/kg	3.9
Aroclor 1221	ND	26	ug/kg	5.0
Aroclor 1232	ND	26	ug/kg	4.5
Aroclor 1242	ND	26	ug/kg	4.3
Aroclor 1248	ND	26	ug/kg	2.5
Aroclor 1254	**120**	**26**	**ug/kg**	**3.7**
Aroclor 1260	**64**	**26**	**ug/kg**	**3.7**

SURROGATE	PERCENT RECOVERY	RECOVERY LIMITS
Tetrachloro-m-xylene	88	(31 - 127)
Decachlorobiphenyl	70	(23 - 141)

NOTE(S):

Results and reporting limits have been adjusted for dry weight.

Tetra Tech NUS, Inc

Client Sample ID: FMC-11

GC Semivolatiles

Lot-Sample #...:	C7K020180-004	**Work Order #...:**	KAERJ1AT	**Matrix.....:**	SOLID
Date Sampled...:	10/30/07	**Date Received..:**	11/02/07	**MS Run #.....:**	7313003
Prep Date.....:	11/09/07	**Analysis Date..:**	11/16/07		
Prep Batch #...:	7313011	**Analysis Time..:**	16:02		
Dilution Factor:	0.5	**Initial Wgt/Vol:**	15 g	**Final Wgt/Vol..:**	10 mL
% Moisture.....:	75	**Analyst ID.....:**	402331	**Instrument ID..:**	S/T
		Method.....:	SW846 8082		

PARAMETER	RESULT	REPORTING LIMIT	UNITS	MDL
Aroclor 1016	ND	33	ug/kg	4.9
Aroclor 1221	ND	33	ug/kg	6.3
Aroclor 1232	ND	33	ug/kg	5.7
Aroclor 1242	ND	33	ug/kg	5.4
Aroclor 1248	ND	33	ug/kg	3.1
Aroclor 1254	**160**	**33**	**ug/kg**	**4.7**
Aroclor 1260	**89**	**33**	**ug/kg**	**4.7**

SURROGATE	PERCENT RECOVERY	RECOVERY LIMITS
Tetrachloro-m-xylene	97	(31 - 127)
Decachlorobiphenyl	79	(23 - 141)

NOTE(S):

Results and reporting limits have been adjusted for dry weight.

Tetra Tech NUS, Inc

Client Sample ID: FMC-12

GC Semivolatiles

Lot-Sample #...:	C7K020180-005	**Work Order #...:**	KAERM1AT	**Matrix.....:**	SOLID
Date Sampled...:	10/30/07	**Date Received..:**	11/02/07	**MS Run #.....:**	7313003
Prep Date.....:	11/09/07	**Analysis Date..:**	11/16/07		
Prep Batch #...:	7313011	**Analysis Time..:**	16:25		
Dilution Factor:	0.5	**Initial Wgt/Vol:**	15 g	**Final Wgt/Vol..:**	10 mL
% Moisture.....:	60	**Analyst ID.....:**	402331	**Instrument ID..:**	S/T
		Method.....:	SW846 8082		

PARAMETER	RESULT	REPORTING LIMIT	UNITS	MDL
Aroclor 1016	ND	21	ug/kg	3.1
Aroclor 1221	ND	21	ug/kg	4.0
Aroclor 1232	ND	21	ug/kg	3.6
Aroclor 1242	ND	21	ug/kg	3.4
Aroclor 1248	ND	21	ug/kg	2.0
Aroclor 1254	**58**	**21**	**ug/kg**	**3.0**
Aroclor 1260	**31**	**21**	**ug/kg**	**3.0**

SURROGATE	PERCENT RECOVERY	RECOVERY LIMITS
Tetrachloro-m-xylene	62	(31 - 127)
Decachlorobiphenyl	55	(23 - 141)

NOTE(S):

Results and reporting limits have been adjusted for dry weight.

Tetra Tech NUS, Inc

Client Sample ID: FMC-13

GC Semivolatiles

Lot-Sample #...:	C7K020180-006	**Work Order #...:**	KAERT1AT	**Matrix.....:**	SOLID
Date Sampled...:	10/30/07	**Date Received..:**	11/02/07	**MS Run #.....:**	7313003
Prep Date.....:	11/09/07	**Analysis Date..:**	11/16/07		
Prep Batch #...:	7313011	**Analysis Time..:**	16:48		
Dilution Factor:	0.5	**Initial Wgt/Vol:**	15 g	**Final Wgt/Vol..:**	10 mL
% Moisture.....:	70	**Analyst ID.....:**	402331	**Instrument ID..:**	S/T
		Method.....:	SW846 8082		

PARAMETER	RESULT	REPORTING LIMIT	UNITS	MDL
Aroclor 1016	ND	28	ug/kg	4.1
Aroclor 1221	ND	28	ug/kg	5.3
Aroclor 1232	**62**	**28**	**ug/kg**	**4.8**
Aroclor 1242	ND	28	ug/kg	4.5
Aroclor 1248	**100**	**28**	**ug/kg**	**2.6**
Aroclor 1254	**89**	**28**	**ug/kg**	**4.0**
Aroclor 1260	**46**	**28**	**ug/kg**	**4.0**

SURROGATE	PERCENT RECOVERY	RECOVERY LIMITS
Tetrachloro-m-xylene	63	(31 - 127)
Decachlorobiphenyl	58	(23 - 141)

NOTE(S):

Results and reporting limits have been adjusted for dry weight.

Tetra Tech NUS, Inc

Client Sample ID: FMC-14

GC Semivolatiles

Lot-Sample #...:	C7K020180-007	**Work Order #...:**	KAER01AT	**Matrix.....:**	SOLID
Date Sampled...:	10/30/07	**Date Received..:**	11/02/07	**MS Run #.....:**	7313003
Prep Date.....:	11/09/07	**Analysis Date..:**	11/16/07		
Prep Batch #...:	7313011	**Analysis Time..:**	17:11		
Dilution Factor:	0.5	**Initial Wgt/Vol:**	15 g	**Final Wgt/Vol..:**	10 mL
% Moisture.....:	72	**Analyst ID.....:**	402331	**Instrument ID..:**	S/T
		Method.....:	SW846 8082		

PARAMETER	RESULT	REPORTING LIMIT	UNITS	MDL
Aroclor 1016	ND	30	ug/kg	4.5
Aroclor 1221	ND	30	ug/kg	5.7
Aroclor 1232	ND	30	ug/kg	5.1
Aroclor 1242	ND	30	ug/kg	4.9
Aroclor 1248	ND	30	ug/kg	2.8
Aroclor 1254	**130**	**30**	**ug/kg**	**4.3**
Aroclor 1260	**89**	**30**	**ug/kg**	**4.3**

SURROGATE	PERCENT RECOVERY	RECOVERY LIMITS
Tetrachloro-m-xylene	86	(31 - 127)
Decachlorobiphenyl	81	(23 - 141)

NOTE(S):

Results and reporting limits have been adjusted for dry weight.

Tetra Tech NUS, Inc

Client Sample ID: FMC-15

GC Semivolatiles

Lot-Sample #...:	C7K020180-008	**Work Order #...:**	KAETX1AT	**Matrix.....:**	SOLID
Date Sampled...:	10/31/07	**Date Received..:**	11/02/07	**MS Run #.....:**	7313003
Prep Date.....:	11/09/07	**Analysis Date..:**	11/16/07		
Prep Batch #...:	7313011	**Analysis Time..:**	17:34		
Dilution Factor:	0.7	**Initial Wgt/Vol:**	10.7 g	**Final Wgt/Vol..:**	10 mL
% Moisture.....:	26	**Analyst ID.....:**	402331	**Instrument ID..:**	S/T
		Method.....:	SW846 8082		

PARAMETER	RESULT	REPORTING LIMIT	UNITS	MDL
Aroclor 1016	ND	16	ug/kg	2.4
Aroclor 1221	ND	16	ug/kg	3.0
Aroclor 1232	ND	16	ug/kg	2.7
Aroclor 1242	ND	16	ug/kg	2.6
Aroclor 1248	ND	16	ug/kg	1.5
Aroclor 1254	**4.0 J**	**16**	**ug/kg**	**2.3**
Aroclor 1260	**2.7 J**	**16**	**ug/kg**	**2.3**

SURROGATE	PERCENT RECOVERY	RECOVERY LIMITS
Tetrachloro-m-xylene	94	(31 - 127)
Decachlorobiphenyl	92	(23 - 141)

NOTE(S):

Results and reporting limits have been adjusted for dry weight.

J Estimated result. Result is less than RL.

Tetra Tech NUS, Inc

Client Sample ID: FMC-16

GC Semivolatiles

Lot-Sample #...:	C7K020180-009	**Work Order #...:**	KAET31AT	**Matrix.....:**	SOLID
Date Sampled...:	10/31/07	**Date Received..:**	11/02/07	**MS Run #.....:**	7313003
Prep Date.....:	11/09/07	**Analysis Date..:**	11/16/07		
Prep Batch #...:	7313011	**Analysis Time..:**	18:43		
Dilution Factor:	0.7	**Initial Wgt/Vol:**	10.7 g	**Final Wgt/Vol..:**	10 mL
% Moisture.....:	27	**Analyst ID.....:**	402331	**Instrument ID..:**	S/T
		Method.....:	SW846 8082		

PARAMETER	RESULT	REPORTING LIMIT	UNITS	MDL
Aroclor 1016	ND	16	ug/kg	2.4
Aroclor 1221	ND	16	ug/kg	3.1
Aroclor 1232	ND	16	ug/kg	2.7
Aroclor 1242	ND	16	ug/kg	2.6
Aroclor 1248	ND	16	ug/kg	1.5
Aroclor 1254	ND	16	ug/kg	2.3
Aroclor 1260	**5.2 J**	**16**	**ug/kg**	**2.3**

SURROGATE	PERCENT RECOVERY	RECOVERY LIMITS
Tetrachloro-m-xylene	88	(31 - 127)
Decachlorobiphenyl	90	(23 - 141)

NOTE(S):

Results and reporting limits have been adjusted for dry weight.

J Estimated result. Result is less than RL.

Tetra Tech NUS, Inc

Client Sample ID: FMC-17

GC Semivolatiles

Lot-Sample #...:	C7K020180-010	**Work Order #...:**	KAET71AT	**Matrix.....:**	SOLID
Date Sampled...:	10/31/07	**Date Received..:**	11/02/07	**MS Run #.....:**	7313003
Prep Date.....:	11/09/07	**Analysis Date..:**	11/16/07		
Prep Batch #...:	7313011	**Analysis Time..:**	19:06		
Dilution Factor:	0.65	**Initial Wgt/Vol:**	11.5 g	**Final Wgt/Vol..:**	10 mL
% Moisture.....:	32	**Analyst ID.....:**	402331	**Instrument ID..:**	S/T
		Method.....:	SW846 8082		

PARAMETER	RESULT	REPORTING LIMIT	UNITS	MDL
Aroclor 1016	ND	16	ug/kg	2.4
Aroclor 1221	ND	16	ug/kg	3.0
Aroclor 1232	ND	16	ug/kg	2.7
Aroclor 1242	ND	16	ug/kg	2.6
Aroclor 1248	ND	16	ug/kg	1.5
Aroclor 1254	**14 J**	**16**	**ug/kg**	**2.3**
Aroclor 1260	**7.2 J**	**16**	**ug/kg**	**2.3**

SURROGATE	PERCENT RECOVERY	RECOVERY LIMITS
Tetrachloro-m-xylene	86	(31 - 127)
Decachlorobiphenyl	90	(23 - 141)

NOTE(S):

Results and reporting limits have been adjusted for dry weight.

J Estimated result. Result is less than RL.

Tetra Tech NUS, Inc

Client Sample ID: FMC-18

GC Semivolatiles

Lot-Sample #...:	C7K020180-011	**Work Order #...:**	KAEVC1AT	**Matrix.....:**	SOLID
Date Sampled...:	10/31/07	**Date Received..:**	11/02/07	**MS Run #.....:**	7313003
Prep Date.....:	11/09/07	**Analysis Date..:**	11/16/07		
Prep Batch #...:	7313011	**Analysis Time..:**	19:29		
Dilution Factor:	0.5	**Initial Wgt/Vol:**	15 g	**Final Wgt/Vol..:**	10 mL
% Moisture.....:	70	**Analyst ID.....:**	402331	**Instrument ID..:**	S/T
		Method.....:	SW846 8082		

PARAMETER	RESULT	REPORTING LIMIT	UNITS	MDL
Aroclor 1016	ND	28	ug/kg	4.1
Aroclor 1221	ND	28	ug/kg	5.3
Aroclor 1232	ND	28	ug/kg	4.7
Aroclor 1242	ND	28	ug/kg	4.5
Aroclor 1248	ND	28	ug/kg	2.6
Aroclor 1254	**97**	**28**	**ug/kg**	**3.9**
Aroclor 1260	**51**	**28**	**ug/kg**	**3.9**

SURROGATE	PERCENT RECOVERY	RECOVERY LIMITS
Tetrachloro-m-xylene	79	(31 - 127)
Decachlorobiphenyl	81	(23 - 141)

NOTE(S):

Results and reporting limits have been adjusted for dry weight.

Tetra Tech NUS, Inc

Client Sample ID: FMC-19

GC Semivolatiles

Lot-Sample #...:	C7K020180-012	**Work Order #...:**	KAEVF1AT	**Matrix.....:**	SOLID
Date Sampled...:	10/31/07	**Date Received..:**	11/02/07	**MS Run #.....:**	7313003
Prep Date.....:	11/09/07	**Analysis Date..:**	11/16/07		
Prep Batch #...:	7313011	**Analysis Time..:**	19:52		
Dilution Factor:	0.5	**Initial Wgt/Vol:**	15 g	**Final Wgt/Vol..:**	10 mL
% Moisture.....:	68	**Analyst ID.....:**	402331	**Instrument ID..:**	S/T
		Method.....:	SW846 8082		

PARAMETER	RESULT	REPORTING LIMIT	UNITS	MDL
Aroclor 1016	ND	26	ug/kg	3.9
Aroclor 1221	ND	26	ug/kg	5.0
Aroclor 1232	ND	26	ug/kg	4.5
Aroclor 1242	ND	26	ug/kg	4.3
Aroclor 1248	ND	26	ug/kg	2.5
Aroclor 1254	**98**	**26**	**ug/kg**	**3.7**
Aroclor 1260	**65**	**26**	**ug/kg**	**3.7**

SURROGATE	PERCENT RECOVERY	RECOVERY LIMITS
Tetrachloro-m-xylene	86	(31 - 127)
Decachlorobiphenyl	83	(23 - 141)

NOTE(S):

Results and reporting limits have been adjusted for dry weight.

Tetra Tech NUS, Inc

Client Sample ID: FMC-20

GC Semivolatiles

Lot-Sample #...:	C7K020180-013	**Work Order #...:**	KAEVN1AT	**Matrix.....:**	SOLID
Date Sampled...:	10/31/07	**Date Received..:**	11/02/07	**MS Run #.....:**	7313003
Prep Date.....:	11/09/07	**Analysis Date..:**	11/16/07		
Prep Batch #...:	7313011	**Analysis Time..:**	20:15		
Dilution Factor:	0.5	**Initial Wgt/Vol:**	15 g	**Final Wgt/Vol..:**	10 mL
% Moisture.....:	73	**Analyst ID.....:**	402331	**Instrument ID..:**	S/T
		Method.....:	SW846 8082		

PARAMETER	RESULT	REPORTING LIMIT	UNITS	MDL
Aroclor 1016	ND	31	ug/kg	4.5
Aroclor 1221	ND	31	ug/kg	5.8
Aroclor 1232	ND	31	ug/kg	5.2
Aroclor 1242	ND	31	ug/kg	5.0
Aroclor 1248	ND	31	ug/kg	2.9
Aroclor 1254	**85**	**31**	**ug/kg**	**4.3**
Aroclor 1260	**53**	**31**	**ug/kg**	**4.3**

SURROGATE	PERCENT RECOVERY	RECOVERY LIMITS
Tetrachloro-m-xylene	82	(31 - 127)
Decachlorobiphenyl	76	(23 - 141)

NOTE(S):

Results and reporting limits have been adjusted for dry weight.

Tetra Tech NUS, Inc

Client Sample ID: FMC-21

GC Semivolatiles

Lot-Sample #...:	C7K020180-014	**Work Order #...:**	KAEV01AT	**Matrix.....:**	SOLID
Date Sampled...:	10/31/07	**Date Received..:**	11/02/07	**MS Run #.....:**	7313003
Prep Date.....:	11/09/07	**Analysis Date..:**	11/16/07		
Prep Batch #...:	7313011	**Analysis Time..:**	20:38		
Dilution Factor:	0.75	**Initial Wgt/Vol:**	10 g	**Final Wgt/Vol..:**	10 mL
% Moisture.....:	24	**Analyst ID.....:**	402331	**Instrument ID..:**	S/T
		Method.....:	SW846 8082		

PARAMETER	RESULT	REPORTING LIMIT	UNITS	MDL
Aroclor 1016	ND	17	ug/kg	2.5
Aroclor 1221	**25**	**17**	**ug/kg**	**3.2**
Aroclor 1232	ND	17	ug/kg	2.8
Aroclor 1242	ND	17	ug/kg	2.7
Aroclor 1248	ND	17	ug/kg	1.6
Aroclor 1254	ND	17	ug/kg	2.3
Aroclor 1260	ND	17	ug/kg	2.3

SURROGATE	PERCENT RECOVERY	RECOVERY LIMITS
Tetrachloro-m-xylene	82	(31 - 127)
Decachlorobiphenyl	84	(23 - 141)

NOTE(S):

Results and reporting limits have been adjusted for dry weight.

Tetra Tech NUS, Inc

Client Sample ID: FMC-22

GC Semivolatiles

Lot-Sample #...: C7K020180-015	**Work Order #...:** KAEV31AT	**Matrix.....:** SOLID
Date Sampled...: 10/31/07	**Date Received..:** 11/02/07	**MS Run #.....:** 7313003
Prep Date.....: 11/09/07	**Analysis Date..:** 11/16/07	
Prep Batch #...: 7313011	**Analysis Time..:** 21:02	
Dilution Factor: 0.75	**Initial Wgt/Vol:** 10 g	**Final Wgt/Vol..:** 10 mL
% Moisture.....: 25	**Analyst ID.....:** 402331	**Instrument ID..:** S/T
	Method.....: SW846 8082	

PARAMETER	RESULT	REPORTING LIMIT	UNITS	MDL
Aroclor 1016	ND	17	ug/kg	2.5
Aroclor 1221	ND	17	ug/kg	3.2
Aroclor 1232	ND	17	ug/kg	2.8
Aroclor 1242	ND	17	ug/kg	2.7
Aroclor 1248	ND	17	ug/kg	1.6
Aroclor 1254	**2.6 J**	**17**	**ug/kg**	**2.4**
Aroclor 1260	ND	17	ug/kg	2.4

SURROGATE	PERCENT RECOVERY	RECOVERY LIMITS
Tetrachloro-m-xylene	83	(31 - 127)
Decachlorobiphenyl	81	(23 - 141)

NOTE(S):

Results and reporting limits have been adjusted for dry weight.

J Estimated result. Result is less than RL.

Tetra Tech NUS, Inc

Client Sample ID: FMC-23

GC Semivolatiles

Lot-Sample #...:	C7K020180-016	**Work Order #...:**	KAEV91AT	**Matrix.....:**	SOLID
Date Sampled...:	10/31/07	**Date Received..:**	11/02/07	**MS Run #.....:**	7313003
Prep Date.....:	11/09/07	**Analysis Date..:**	11/19/07		
Prep Batch #...:	7313011	**Analysis Time..:**	11:27		
Dilution Factor:	0.7	**Initial Wgt/Vol:**	10.7 g	**Final Wgt/Vol..:**	10 mL
% Moisture.....:	29	**Analyst ID.....:**	402331	**Instrument ID..:**	S/T
		Method.....:	SW846 8082		

PARAMETER	RESULT	REPORTING LIMIT	UNITS	MDL
Aroclor 1016	ND	16	ug/kg	2.4
Aroclor 1221	ND	16	ug/kg	3.1
Aroclor 1232	ND	16	ug/kg	2.8
Aroclor 1242	ND	16	ug/kg	2.7
Aroclor 1248	ND	16	ug/kg	1.6
Aroclor 1254	ND	16	ug/kg	2.3
Aroclor 1260	ND	16	ug/kg	2.3

SURROGATE	PERCENT RECOVERY	RECOVERY LIMITS
Tetrachloro-m-xylene	80	(31 - 127)
Decachlorobiphenyl	86	(23 - 141)

NOTE(S):

Results and reporting limits have been adjusted for dry weight.

Tetra Tech NUS, Inc

Client Sample ID: FMC-24

GC Semivolatiles

Lot-Sample #...:	C7K020180-001	**Work Order #...:**	KAEM31AT	**Matrix.....:**	SOLID
Date Sampled...:	10/30/07	**Date Received..:**	11/02/07	**MS Run #.....:**	7313003
Prep Date.....:	11/09/07	**Analysis Date..:**	11/16/07		
Prep Batch #...:	7313011	**Analysis Time..:**	14:53		
Dilution Factor:	0.5	**Initial Wgt/Vol:**	15 g	**Final Wgt/Vol..:**	10 mL
% Moisture.....:	79	**Analyst ID.....:**	402331	**Instrument ID..:**	S/T
		Method.....:	SW846 8082		

PARAMETER	RESULT	REPORTING LIMIT	UNITS	MDL
Aroclor 1016	ND	40	ug/kg	5.9
Aroclor 1221	ND	40	ug/kg	7.6
Aroclor 1232	ND	40	ug/kg	6.8
Aroclor 1242	ND	40	ug/kg	6.5
Aroclor 1248	ND	40	ug/kg	3.8
Aroclor 1254	**180**	**40**	**ug/kg**	**5.6**
Aroclor 1260	**93**	**40**	**ug/kg**	**5.6**

SURROGATE	PERCENT RECOVERY	RECOVERY LIMITS
Tetrachloro-m-xylene	98	(31 - 127)
Decachlorobiphenyl	79	(23 - 141)

NOTE(S):

Results and reporting limits have been adjusted for dry weight.

Tetra Tech NUS, Inc

Client Sample ID: FMC-25

GC Semivolatiles

Lot-Sample #...:	C7K020180-023	**Work Order #...:**	KAEW91AT	**Matrix.....:**	SOLID
Date Sampled...:	10/31/07	**Date Received..:**	11/02/07	**MS Run #.....:**	7314008
Prep Date.....:	11/10/07	**Analysis Date..:**	11/19/07		
Prep Batch #...:	7314016	**Analysis Time..:**	15:37		
Dilution Factor:	0.5	**Initial Wgt/Vol:**	15 g	**Final Wgt/Vol..:**	10 mL
% Moisture.....:	74	**Analyst ID.....:**	402331	**Instrument ID..:**	S/T
		Method.....:	SW846 8082		

PARAMETER	RESULT	REPORTING LIMIT	UNITS	MDL
Aroclor 1016	ND	32	ug/kg	4.8
Aroclor 1221	ND	32	ug/kg	6.1
Aroclor 1232	ND	32	ug/kg	5.5
Aroclor 1242	ND	32	ug/kg	5.2
Aroclor 1248	ND	32	ug/kg	3.0
Aroclor 1254	**130**	**32**	**ug/kg**	**4.5**
Aroclor 1260	**43**	**32**	**ug/kg**	**4.5**

SURROGATE	PERCENT RECOVERY	RECOVERY LIMITS
Tetrachloro-m-xylene	89	(31 - 127)
Decachlorobiphenyl	81	(23 - 141)

NOTE(S):

Results and reporting limits have been adjusted for dry weight.

Tetra Tech NUS, Inc

Client Sample ID: FMC-26

GC Semivolatiles

Lot-Sample #...:	C7K020180-024	**Work Order #...:**	KAEXG1AT	**Matrix.....:**	SOLID
Date Sampled...:	10/31/07	**Date Received..:**	11/02/07	**MS Run #.....:**	7314008
Prep Date.....:	11/10/07	**Analysis Date..:**	11/19/07		
Prep Batch #...:	7314016	**Analysis Time..:**	15:59		
Dilution Factor:	0.5	**Initial Wgt/Vol:**	15 g	**Final Wgt/Vol..:**	10 mL
% Moisture.....:	70	**Analyst ID.....:**	402331	**Instrument ID..:**	S/T
		Method.....:	SW846 8082		

PARAMETER	RESULT	REPORTING LIMIT	UNITS	MDL
Aroclor 1016	ND	28	ug/kg	4.2
Aroclor 1221	ND	28	ug/kg	5.3
Aroclor 1232	ND	28	ug/kg	4.8
Aroclor 1242	ND	28	ug/kg	4.6
Aroclor 1248	ND	28	ug/kg	2.6
Aroclor 1254	**90**	**28**	**ug/kg**	**4.0**
Aroclor 1260	**45**	**28**	**ug/kg**	**4.0**

SURROGATE	PERCENT RECOVERY	RECOVERY LIMITS
Tetrachloro-m-xylene	83	(31 - 127)
Decachlorobiphenyl	85	(23 - 141)

NOTE(S):

Results and reporting limits have been adjusted for dry weight.

Tetra Tech NUS, Inc

Client Sample ID: FMC-3

GC Semivolatiles

Lot-Sample #...:	C7K020180-017	**Work Order #...:**	KAEWD1AT	**Matrix.....:**	SOLID
Date Sampled...:	10/31/07	**Date Received..:**	11/02/07	**MS Run #.....:**	7313003
Prep Date.....:	11/09/07	**Analysis Date..:**	11/19/07		
Prep Batch #...:	7313011	**Analysis Time..:**	11:50		
Dilution Factor:	0.65	**Initial Wgt/Vol:**	11.5 g	**Final Wgt/Vol..:**	10 mL
% Moisture.....:	35	**Analyst ID.....:**	402331	**Instrument ID..:**	S/T
		Method.....:	SW846 8082		

PARAMETER	RESULT	REPORTING LIMIT	UNITS	MDL
Aroclor 1016	ND	17	ug/kg	2.5
Aroclor 1221	ND	17	ug/kg	3.2
Aroclor 1232	ND	17	ug/kg	2.9
Aroclor 1242	ND	17	ug/kg	2.7
Aroclor 1248	ND	17	ug/kg	1.6
Aroclor 1254	ND	17	ug/kg	2.4
Aroclor 1260	**10 J**	**17**	**ug/kg**	**2.4**

SURROGATE	PERCENT RECOVERY	RECOVERY LIMITS
Tetrachloro-m-xylene	92	(31 - 127)
Decachlorobiphenyl	93	(23 - 141)

NOTE(S):

Results and reporting limits have been adjusted for dry weight.

J Estimated result. Result is less than RL.

Tetra Tech NUS, Inc

Client Sample ID: FMC-4

GC Semivolatiles

Lot-Sample #...:	C7K020180-018	**Work Order #...:**	KAEWN1AT	**Matrix.....:**	SOLID
Date Sampled...:	10/31/07	**Date Received..:**	11/02/07	**MS Run #.....:**	7313003
Prep Date.....:	11/09/07	**Analysis Date..:**	11/19/07		
Prep Batch #...:	7313011	**Analysis Time..:**	12:12		
Dilution Factor:	0.5	**Initial Wgt/Vol:**	15 g	**Final Wgt/Vol..:**	10 mL
% Moisture.....:	55	**Analyst ID.....:**	402331	**Instrument ID..:**	S/T
		Method.....:	SW846 8082		

PARAMETER	RESULT	REPORTING LIMIT	UNITS	MDL
Aroclor 1016	ND	19	ug/kg	2.8
Aroclor 1221	ND	19	ug/kg	3.5
Aroclor 1232	ND	19	ug/kg	3.2
Aroclor 1242	ND	19	ug/kg	3.0
Aroclor 1248	ND	19	ug/kg	1.8
Aroclor 1254	**51**	**19**	**ug/kg**	**2.6**
Aroclor 1260	**27**	**19**	**ug/kg**	**2.6**

SURROGATE	PERCENT RECOVERY	RECOVERY LIMITS
Tetrachloro-m-xylene	80	(31 - 127)
Decachlorobiphenyl	85	(23 - 141)

NOTE(S):

Results and reporting limits have been adjusted for dry weight.

Tetra Tech NUS, Inc

Client Sample ID: FMC-5

GC Semivolatiles

Lot-Sample #...:	C7K020180-019	**Work Order #...:**	KAEWQ1AT	**Matrix.....:**	SOLID
Date Sampled...:	10/31/07	**Date Received..:**	11/02/07	**MS Run #.....:**	7313003
Prep Date.....:	11/09/07	**Analysis Date..:**	11/19/07		
Prep Batch #...:	7313011	**Analysis Time..:**	12:35		
Dilution Factor:	0.5	**Initial Wgt/Vol:**	15 g	**Final Wgt/Vol..:**	10 mL
% Moisture.....:	75	**Analyst ID.....:**	402331	**Instrument ID..:**	S/T
		Method.....:	SW846 8082		

PARAMETER	RESULT	REPORTING LIMIT	UNITS	MDL
Aroclor 1016	ND	33	ug/kg	4.9
Aroclor 1221	ND	33	ug/kg	6.3
Aroclor 1232	ND	33	ug/kg	5.6
Aroclor 1242	ND	33	ug/kg	5.4
Aroclor 1248	ND	33	ug/kg	3.1
Aroclor 1254	**130**	**33**	**ug/kg**	**4.7**
Aroclor 1260	**69**	**33**	**ug/kg**	**4.7**

SURROGATE	PERCENT RECOVERY	RECOVERY LIMITS
Tetrachloro-m-xylene	78	(31 - 127)
Decachlorobiphenyl	89	(23 - 141)

NOTE(S):

Results and reporting limits have been adjusted for dry weight.

Tetra Tech NUS, Inc

Client Sample ID: FMC-6

GC Semivolatiles

Lot-Sample #...:	C7K020180-020	**Work Order #...:**	KAEWX1AT	**Matrix.....:**	SOLID
Date Sampled...:	10/31/07	**Date Received..:**	11/02/07	**MS Run #.....:**	7313003
Prep Date.....:	11/09/07	**Analysis Date..:**	11/19/07		
Prep Batch #...:	7313011	**Analysis Time..:**	12:58		
Dilution Factor:	0.6	**Initial Wgt/Vol:**	12.5 g	**Final Wgt/Vol..:**	10 mL
% Moisture.....:	36	**Analyst ID.....:**	402331	**Instrument ID..:**	S/T
		Method.....:	SW846 8082		

PARAMETER	RESULT	REPORTING LIMIT	UNITS	MDL
Aroclor 1016	ND	16	ug/kg	2.3
Aroclor 1221	ND	16	ug/kg	3.0
Aroclor 1232	ND	16	ug/kg	2.7
Aroclor 1242	ND	16	ug/kg	2.6
Aroclor 1248	ND	16	ug/kg	1.5
Aroclor 1254	**18**	**16**	**ug/kg**	**2.2**
Aroclor 1260	ND	16	ug/kg	2.2

SURROGATE	PERCENT RECOVERY	RECOVERY LIMITS
Tetrachloro-m-xylene	87	(31 - 127)
Decachlorobiphenyl	87	(23 - 141)

NOTE(S):

Results and reporting limits have been adjusted for dry weight.

Tetra Tech NUS, Inc

Client Sample ID: FMC-7

GC Semivolatiles

Lot-Sample #...:	C7K020180-021	**Work Order #...:**	KAEW11AT	**Matrix.....:**	SOLID
Date Sampled...:	10/31/07	**Date Received..:**	11/02/07	**MS Run #.....:**	7314008
Prep Date.....:	11/10/07	**Analysis Date..:**	11/19/07		
Prep Batch #...:	7314016	**Analysis Time..:**	14:06		
Dilution Factor:	0.5	**Initial Wgt/Vol:**	15 g	**Final Wgt/Vol..:**	10 mL
% Moisture.....:	74	**Analyst ID.....:**	402331	**Instrument ID..:**	S/T
		Method.....:	SW846 8082		

PARAMETER	RESULT	REPORTING LIMIT	UNITS	MDL
Aroclor 1016	ND	32	ug/kg	4.8
Aroclor 1221	ND	32	ug/kg	6.1
Aroclor 1232	ND	32	ug/kg	5.5
Aroclor 1242	ND	32	ug/kg	5.2
Aroclor 1248	ND	32	ug/kg	3.0
Aroclor 1254	**77**	**32**	**ug/kg**	**4.6**
Aroclor 1260	**43**	**32**	**ug/kg**	**4.6**

SURROGATE	PERCENT RECOVERY	RECOVERY LIMITS
Tetrachloro-m-xylene	76	(31 - 127)
Decachlorobiphenyl	77	(23 - 141)

NOTE(S):

Results and reporting limits have been adjusted for dry weight.

Tetra Tech NUS, Inc

Client Sample ID: FMC-8

GC Semivolatiles

Lot-Sample #...:	C7K020180-022	**Work Order #...:**	KAEW51AT	**Matrix.....:**	SOLID
Date Sampled...:	10/31/07	**Date Received..:**	11/02/07	**MS Run #.....:**	7314008
Prep Date.....:	11/10/07	**Analysis Date..:**	11/19/07		
Prep Batch #...:	7314016	**Analysis Time..:**	15:14		
Dilution Factor:	0.5	**Initial Wgt/Vol:**	15 g	**Final Wgt/Vol..:**	10 mL
% Moisture.....:	73	**Analyst ID.....:**	402331	**Instrument ID..:**	S/T
		Method.....:	SW846 8082		

PARAMETER	RESULT	REPORTING LIMIT	UNITS	MDL
Aroclor 1016	ND	31	ug/kg	4.6
Aroclor 1221	ND	31	ug/kg	5.9
Aroclor 1232	ND	31	ug/kg	5.3
Aroclor 1242	ND	31	ug/kg	5.0
Aroclor 1248	ND	31	ug/kg	2.9
Aroclor 1254	**88**	**31**	**ug/kg**	**4.4**
Aroclor 1260	**34**	**31**	**ug/kg**	**4.4**

SURROGATE	PERCENT RECOVERY	RECOVERY LIMITS
Tetrachloro-m-xylene	71	(31 - 127)
Decachlorobiphenyl	73	(23 - 141)

NOTE(S):

Results and reporting limits have been adjusted for dry weight.

Tetra Tech NUS, Inc

Client Sample ID: FMC-9

GC Semivolatiles

Lot-Sample #...:	C7K020180-002	**Work Order #...:**	KAERC1AT	**Matrix.....:**	SOLID
Date Sampled...:	10/30/07	**Date Received..:**	11/02/07	**MS Run #.....:**	7313003
Prep Date.....:	11/09/07	**Analysis Date..:**	11/16/07		
Prep Batch #...:	7313011	**Analysis Time..:**	15:16		
Dilution Factor:	0.5	**Initial Wgt/Vol:**	15 g	**Final Wgt/Vol..:**	10 mL
% Moisture.....:	74	**Analyst ID.....:**	402331	**Instrument ID..:**	S/T
		Method.....:	SW846 8082		

PARAMETER	RESULT	REPORTING LIMIT	UNITS	MDL
Aroclor 1016	ND	32	ug/kg	4.7
Aroclor 1221	ND	32	ug/kg	6.0
Aroclor 1232	ND	32	ug/kg	5.4
Aroclor 1242	ND	32	ug/kg	5.2
Aroclor 1248	ND	32	ug/kg	3.0
Aroclor 1254	**140**	**32**	**ug/kg**	**4.5**
Aroclor 1260	**75**	**32**	**ug/kg**	**4.5**

SURROGATE	PERCENT RECOVERY	RECOVERY LIMITS
Tetrachloro-m-xylene	90	(31 - 127)
Decachlorobiphenyl	63	(23 - 141)

NOTE(S):

Results and reporting limits have been adjusted for dry weight.

Client: TestAmerica Laboratories, Inc.

Job Number: 580-8004-1

Client Sample ID: **FMC 10**

Lab Sample ID: 580-8004-20
Client Matrix: Solid

% Moisture: 72.4

Date Sampled: 10/30/2007 0000
Date Received: 11/03/2007 1035

Organotins Organotins by GC/MS (PSEP) Protocol

Method: Organotins
Preparation: Organotin Prep
Dilution: 1.0
Date Analyzed: 11/08/2007 0532
Date Prepared: 11/05/2007 1145

Analysis Batch: 580-25682
Prep Batch: 580-25378

Instrument ID: SEA008
Lab File ID: L25780.D
Initial Weight/Volume: 15.2435 g
Final Weight/Volume: 20 mL
Injection Volume:

Analyte	DryWt Corrected: Y Result (ug/Kg)	Qualifier	MDL	RL
Dibutyltin	ND		1.3	4.8
Monobutyltin	ND		0.75	4.8
Tetra-n-butyltin	ND		4.3	13
Tributyltin	ND		1.3	4.8

Surrogate	%Rec	Acceptance Limits
Tripentyltin	75	42 - 192

Client: TestAmerica Laboratories, Inc.

Job Number: 580-8004-1

Client Sample ID: **FMC 11**

Lab Sample ID: 580-8004-21
Client Matrix: Solid

% Moisture: 74.0

Date Sampled: 10/30/2007 0000
Date Received: 11/03/2007 1035

Organotins Organotins by GC/MS (PSEP) Protocol

Method: Organotins
Preparation: Organotin Prep
Dilution: 1.0
Date Analyzed: 11/08/2007 0556
Date Prepared: 11/05/2007 1145

Analysis Batch: 580-25682
Prep Batch: 580-25378

Instrument ID: SEA008
Lab File ID: L25781.D
Initial Weight/Volume: 15.2285 g
Final Weight/Volume: 20 mL
Injection Volume:

Analyte	DryWt Corrected: Y Result (ug/Kg)	Qualifier	MDL	RL
Dibutyltin	ND		1.4	5.0
Monobutyltin	ND		0.80	5.0
Tetra-n-butyltin	ND		4.6	14
Tributyltin	ND		1.3	5.0

Surrogate	%Rec	Acceptance Limits
Tripentyltin	45	42 - 192

Client: TestAmerica Laboratories, Inc.

Job Number: 580-8004-1

Client Sample ID: **FMC 12**

Lab Sample ID: 580-8004-22
Client Matrix: Solid

% Moisture: 61.6

Date Sampled: 10/30/2007 0000
Date Received: 11/03/2007 1035

Organotins Organotins by GC/MS (PSEP) Protocol

Method: Organotins
Preparation: Organotin Prep
Dilution: 1.0
Date Analyzed: 11/08/2007 0936
Date Prepared: 11/05/2007 1325

Analysis Batch: 580-25618
Prep Batch: 580-25386

Instrument ID: SEA008
Lab File ID: L25789.D
Initial Weight/Volume: 15.9540 g
Final Weight/Volume: 20 mL
Injection Volume:

Analyte	DryWt Corrected: Y Result (ug/Kg)	Qualifier	MDL	RL
Dibutyltin	ND		0.88	3.3
Monobutyltin	ND		0.51	3.3
Tetra-n-butyltin	ND		2.9	8.8
Tributyltin	ND		0.86	3.3

Surrogate	%Rec	Acceptance Limits
Tripentyltin	74	42 - 192

Client: TestAmerica Laboratories, Inc. Job Number: 580-8004-1

Client Sample ID: **FMC 13**

Lab Sample ID: 580-8004-23 Date Sampled: 10/30/2007 0000
Client Matrix: Solid % Moisture: 70.7 Date Received: 11/03/2007 1035

Organotins Organotins by GC/MS (PSEP) Protocol

Method: Organotins Analysis Batch: 580-25618 Instrument ID: SEA008
Preparation: Organotin Prep Prep Batch: 580-25386 Lab File ID: L25790.D
Dilution: 1.0 Initial Weight/Volume: 15.2954 g
Date Analyzed: 11/08/2007 1000 Final Weight/Volume: 20 mL
Date Prepared: 11/05/2007 1325 Injection Volume:

Analyte	DryWt Corrected: Y Result (ug/Kg)	Qualifier	MDL	RL
Dibutyltin	ND		1.2	4.5
Monobutyltin	ND		0.70	4.5
Tetra-n-butyltin	ND		4.0	12
Tributyltin	ND		1.2	4.5

Surrogate	%Rec	Acceptance Limits
Tripentyltin	80	42 - 192

Client: TestAmerica Laboratories, Inc. Job Number: 580-8004-1

Client Sample ID: FMC 14

Lab Sample ID: 580-8004-24 Date Sampled: 10/30/2007 0000
Client Matrix: Solid % Moisture: 68.5 Date Received: 11/03/2007 1035

Organotins Organotins by GC/MS (PSEP) Protocol

Method: Organotins Analysis Batch: 580-25618 Instrument ID: SEA008
Preparation: Organotin Prep Prep Batch: 580-25386 Lab File ID: L25791.D
Dilution: 1.0 Initial Weight/Volume: 15.2550 g
Date Analyzed: 11/08/2007 1025 Final Weight/Volume: 20 mL
Date Prepared: 11/05/2007 1325 Injection Volume:

Analyte	DryWt Corrected: Y	Result (ug/Kg)	Qualifier	MDL	RL
Dibutyltin		ND		1.1	4.2
Monobutyltin		ND		0.66	4.2
Tetra-n-butyltin		ND		3.7	11
Tributyltin		ND		1.1	4.2

Surrogate	%Rec	Acceptance Limits
Tripentyltin	75	42 - 192

Client: TestAmerica Laboratories, Inc.

Job Number: 580-8004-1

Client Sample ID: **FMC 15**

Lab Sample ID: 580-8004-3
Client Matrix: Solid

% Moisture: 19.3

Date Sampled: 10/31/2007 0000
Date Received: 11/03/2007 1035

Organotins Organotins by GC/MS (PSEP) Protocol

Method: Organotins
Preparation: Organotin Prep
Dilution: 1.0
Date Analyzed: 11/07/2007 2309
Date Prepared: 11/05/2007 1145

Analysis Batch: 580-25682
Prep Batch: 580-25378

Instrument ID: SEA008
Lab File ID: L25764.D
Initial Weight/Volume: 15.2262 g
Final Weight/Volume: 20 mL
Injection Volume:

Analyte	DryWt Corrected: Y Result (ug/Kg)	Qualifier	MDL	RL
Dibutyltin	ND		0.44	1.6
Monobutyltin	5.3		0.26	1.6
Tetra-n-butyltin	ND		1.5	4.4
Tributyltin	ND		0.43	1.6

Surrogate	%Rec	Acceptance Limits
Tripentyltin	62	42 - 192

Client: TestAmerica Laboratories, Inc.

Job Number: 580-8004-1

Client Sample ID: **FMC 16**

Lab Sample ID: 580-8004-4
Client Matrix: Solid

% Moisture: 18.6

Date Sampled: 10/31/2007 0000
Date Received: 11/03/2007 1035

Organotins Organotins by GC/MS (PSEP) Protocol

Method: Organotins
Preparation: Organotin Prep
Dilution: 1.0
Date Analyzed: 11/07/2007 2333
Date Prepared: 11/05/2007 1145

Analysis Batch: 580-25682
Prep Batch: 580-25378

Instrument ID: SEA008
Lab File ID: L25765.D
Initial Weight/Volume: 15.2614 g
Final Weight/Volume: 20 mL
Injection Volume:

Analyte	DryWt Corrected: Y Result (ug/Kg)	Qualifier	MDL	RL
Dibutyltin	ND		0.43	1.6
Monobutyltin	5.0		0.25	1.6
Tetra-n-butyltin	ND		1.4	4.3
Tributyltin	ND		0.42	1.6

Surrogate	%Rec	Acceptance Limits
Tripentyltin	67	42 - 192

Client: TestAmerica Laboratories, Inc.

Job Number: 580-8004-1

Client Sample ID: **FMC 17**

Lab Sample ID: 580-8004-5
Client Matrix: Solid

% Moisture: 19.8

Date Sampled: 10/31/2007 0000
Date Received: 11/03/2007 1035

Organotins Organotins by GC/MS (PSEP) Protocol

Method: Organotins
Preparation: Organotin Prep
Dilution: 1.0
Date Analyzed: 11/07/2007 2357
Date Prepared: 11/05/2007 1145

Analysis Batch: 580-25682
Prep Batch: 580-25378

Instrument ID: SEA008
Lab File ID: L25766.D
Initial Weight/Volume: 15.4135 g
Final Weight/Volume: 20 mL
Injection Volume:

Analyte	DryWt Corrected: Y Result (ug/Kg)	Qualifier	MDL	RL
Dibutyltin	ND		0.44	1.6
Monobutyltin	ND		0.25	1.6
Tetra-n-butyltin	ND		1.5	4.4
Tributyltin	ND		0.42	1.6

Surrogate	%Rec	Acceptance Limits
Tripentyltin	73	42 - 192

Client: TestAmerica Laboratories, Inc.

Job Number: 580-8004-1

Client Sample ID: **FMC 18**

Lab Sample ID: 580-8004-6
Client Matrix: Solid

% Moisture: 70.4

Date Sampled: 10/31/2007 0000
Date Received: 11/03/2007 1035

Organotins Organotins by GC/MS (PSEP) Protocol

Method: Organotins
Preparation: Organotin Prep
Dilution: 1.0
Date Analyzed: 11/08/2007 0021
Date Prepared: 11/05/2007 1145

Analysis Batch: 580-25682
Prep Batch: 580-25378

Instrument ID: SEA008
Lab File ID: L25767.D
Initial Weight/Volume: 15.5737 g
Final Weight/Volume: 20 mL
Injection Volume:

Analyte	DryWt Corrected: Y Result (ug/Kg)	Qualifier	MDL	RL
Dibutyltin	ND		1.2	4.3
Monobutyltin	ND		0.68	4.3
Tetra-n-butyltin	ND		3.9	12
Tributyltin	ND		1.1	4.3

Surrogate	%Rec	Acceptance Limits
Tripentyltin	85	42 - 192

Client: TestAmerica Laboratories, Inc.

Job Number: 580-8004-1

Client Sample ID: **FMC 19**

Lab Sample ID: 580-8004-7
Client Matrix: Solid

% Moisture: 70.3

Date Sampled: 10/31/2007 0000
Date Received: 11/03/2007 1035

Organotins Organotins by GC/MS (PSEP) Protocol

Method: Organotins
Preparation: Organotin Prep
Dilution: 1.0
Date Analyzed: 11/08/2007 0045
Date Prepared: 11/05/2007 1145

Analysis Batch: 580-25682
Prep Batch: 580-25378

Instrument ID: SEA008
Lab File ID: L25768.D
Initial Weight/Volume: 15.4203 g
Final Weight/Volume: 20 mL
Injection Volume:

Analyte	DryWt Corrected: Y Result (ug/Kg)	Qualifier	MDL	RL
Dibutyltin	ND		1.2	4.4
Monobutyltin	ND		0.69	4.4
Tetra-n-butyltin	ND		3.9	12
Tributyltin	ND		1.1	4.4

Surrogate	%Rec	Acceptance Limits
Tripentyltin	73	42 - 192

Client: TestAmerica Laboratories, Inc.

Job Number: 580-8004-1

Client Sample ID: **FMC 20**

Lab Sample ID: 580-8004-8
Client Matrix: Solid

% Moisture: 72.3

Date Sampled: 10/31/2007 0000
Date Received: 11/03/2007 1035

Organotins Organotins by GC/MS (PSEP) Protocol

Method: Organotins
Preparation: Organotin Prep
Dilution: 1.0
Date Analyzed: 11/08/2007 0109
Date Prepared: 11/05/2007 1145

Analysis Batch: 580-25682
Prep Batch: 580-25378

Instrument ID: SEA008
Lab File ID: L25769.D
Initial Weight/Volume: 15.0270 g
Final Weight/Volume: 20 mL
Injection Volume:

Analyte	DryWt Corrected: Y Result (ug/Kg)	Qualifier	MDL	RL
Dibutyltin	ND		1.3	4.8
Monobutyltin	ND		0.76	4.8
Tetra-n-butyltin	ND		4.3	13
Tributyltin	ND		1.3	4.8

Surrogate	%Rec	Acceptance Limits
Tripentyltin	80	42 - 192

Client: TestAmerica Laboratories, Inc. Job Number: 580-8004-1

Client Sample ID: FMC 21

Lab Sample ID: 580-8004-9
Client Matrix: Solid % Moisture: 19.4

Date Sampled: 10/31/2007 0000
Date Received: 11/03/2007 1035

Organotins Organotins by GC/MS (PSEP) Protocol

Method: Organotins
Preparation: Organotin Prep
Dilution: 1.0
Date Analyzed: 11/08/2007 0133
Date Prepared: 11/05/2007 1145

Analysis Batch: 580-25682
Prep Batch: 580-25378

Instrument ID: SEA008
Lab File ID: L25770.D
Initial Weight/Volume: 15.5814 g
Final Weight/Volume: 20 mL
Injection Volume:

Analyte	DryWt Corrected: Y Result (ug/Kg)	Qualifier	MDL	RL
Dibutyltin	ND		0.43	1.6
Monobutyltin	ND		0.25	1.6
Tetra-n-butyltin	ND		1.4	4.3
Tributyltin	ND		0.42	1.6

Surrogate	%Rec	Acceptance Limits
Tripentyltin	63	42 - 192

Client: TestAmerica Laboratories, Inc. Job Number: 580-8004-1

Client Sample ID: FMC 22

Lab Sample ID: 580-8004-10 Date Sampled: 10/31/2007 0000
Client Matrix: Solid % Moisture: 18.1 Date Received: 11/03/2007 1035

Organotins Organotins by GC/MS (PSEP) Protocol

Method: Organotins Analysis Batch: 580-25682 Instrument ID: SEA008
Preparation: Organotin Prep Prep Batch: 580-25378 Lab File ID: L25771.D
Dilution: 1.0 Initial Weight/Volume: 15.9188 g
Date Analyzed: 11/08/2007 0157 Final Weight/Volume: 20 mL
Date Prepared: 11/05/2007 1145 Injection Volume:

Analyte	DryWt Corrected: Y Result (ug/Kg)	Qualifier	MDL	RL
Dibutyltin	ND		0.41	1.5
Monobutyltin	ND		0.24	1.5
Tetra-n-butyltin	ND		1.4	4.1
Tributyltin	ND		0.40	1.5

Surrogate	%Rec	Acceptance Limits
Tripentyltin	73	42 - 192

Client: TestAmerica Laboratories, Inc. Job Number: 580-8004-1

Client Sample ID: FMC 23

Lab Sample ID: 580-8004-11
Client Matrix: Solid % Moisture: 23.5
Date Sampled: 10/31/2007 0000
Date Received: 11/03/2007 1035

Organotins Organotins by GC/MS (PSEP) Protocol

Method: Organotins
Preparation: Organotin Prep
Dilution: 1.0
Date Analyzed: 11/08/2007 1249
Date Prepared: 11/07/2007 1231
Analysis Batch: 580-25682
Prep Batch: 580-25466
Instrument ID: SEA008
Lab File ID: L25797.D
Initial Weight/Volume: 15.1236 g
Final Weight/Volume: 20 mL
Injection Volume:

Analyte	DryWt Corrected: Y Result (ug/Kg)	Qualifier	MDL	RL
Dibutyltin	ND		0.47	1.7
Monobutyltin	6.6		0.27	1.7
Tetra-n-butyltin	ND		1.6	4.7
Tributyltin	ND		0.45	1.7

Surrogate	%Rec	Acceptance Limits
Tripentyltin	83	42 - 192

Client: TestAmerica Laboratories, Inc.

Job Number: 580-8004-1

Client Sample ID: **FMC 24**

Lab Sample ID: 580-8004-18
Client Matrix: Solid

% Moisture: 76.7

Date Sampled: 10/30/2007 0000
Date Received: 11/03/2007 1035

Organotins Organotins by GC/MS (PSEP) Protocol

Method: Organotins
Preparation: Organotin Prep
Dilution: 1.0
Date Analyzed: 11/08/2007 0444
Date Prepared: 11/05/2007 1145

Analysis Batch: 580-25682
Prep Batch: 580-25378

Instrument ID: SEA008
Lab File ID: L25778.D
Initial Weight/Volume: 15.1706 g
Final Weight/Volume: 20 mL
Injection Volume:

Analyte	DryWt Corrected: Y Result (ug/Kg)	Qualifier	MDL	RL
Dibutyltin	ND		1.5	5.6
Monobutyltin	ND		0.89	5.6
Tetra-n-butyltin	ND		5.1	15
Tributyltin	ND		1.5	5.6

Surrogate	%Rec	Acceptance Limits
Tripentyltin	62	42 - 192

Client: TestAmerica Laboratories, Inc.

Job Number: 580-8004-1

Client Sample ID: **FMC 25**

Lab Sample ID: 580-8004-1
Client Matrix: Solid

% Moisture: 70.9

Date Sampled: 11/01/2007 0000
Date Received: 11/03/2007 1035

Organotins Organotins by GC/MS (PSEP) Protocol

Method: Organotins
Preparation: Organotin Prep
Dilution: 1.0
Date Analyzed: 11/07/2007 2221
Date Prepared: 11/05/2007 1145

Analysis Batch: 580-25682
Prep Batch: 580-25378

Instrument ID: SEA008
Lab File ID: L25762.D
Initial Weight/Volume: 15.2353 g
Final Weight/Volume: 20 mL
Injection Volume:

Analyte	DryWt Corrected: Y Result (ug/Kg)	Qualifier	MDL	RL
Dibutyltin	ND		1.2	4.5
Monobutyltin	ND		0.71	4.5
Tetra-n-butyltin	ND		4.1	12
Tributyltin	ND		1.2	4.5

Surrogate	%Rec	Acceptance Limits
Tripentyltin	81	42 - 192

Client: TestAmerica Laboratories, Inc.

Job Number: 580-8004-1

Client Sample ID: **FMC 26**

Lab Sample ID: 580-8004-2
Client Matrix: Solid

% Moisture: 69.8

Date Sampled: 11/01/2007 0000
Date Received: 11/03/2007 1035

Organotins Organotins by GC/MS (PSEP) Protocol

Method: Organotins
Preparation: Organotin Prep
Dilution: 1.0
Date Analyzed: 11/07/2007 2245
Date Prepared: 11/05/2007 1145

Analysis Batch: 580-25682
Prep Batch: 580-25378

Instrument ID: SEA008
Lab File ID: L25763.D
Initial Weight/Volume: 15.1380 g
Final Weight/Volume: 20 mL
Injection Volume:

Analyte	DryWt Corrected: Y Result (ug/Kg)	Qualifier	MDL	RL
Dibutyltin	ND		1.2	4.4
Monobutyltin	ND		0.69	4.4
Tetra-n-butyltin	ND		3.9	12
Tributyltin	ND		1.1	4.4

Surrogate	%Rec	Acceptance Limits
Tripentyltin	65	42 - 192

Client: TestAmerica Laboratories, Inc.

Job Number: 580-8004-1

Client Sample ID: **FMC 3**

Lab Sample ID: 580-8004-12
Client Matrix: Solid

% Moisture: 25.1

Date Sampled: 10/31/2007 0000
Date Received: 11/03/2007 1035

Organotins Organotins by GC/MS (PSEP) Protocol

Method: Organotins
Preparation: Organotin Prep
Dilution: 1.0
Date Analyzed: 11/08/2007 0221
Date Prepared: 11/05/2007 1145

Analysis Batch: 580-25682
Prep Batch: 580-25378

Instrument ID: SEA008
Lab File ID: L25772.D
Initial Weight/Volume: 15.2763 g
Final Weight/Volume: 20 mL
Injection Volume:

Analyte	DryWt Corrected: Y Result (ug/Kg)	Qualifier	MDL	RL
Dibutyltin	ND		0.47	1.7
Monobutyltin	ND		0.28	1.7
Tetra-n-butyltin	ND		1.6	4.7
Tributyltin	ND		0.46	1.7

Surrogate	%Rec	Acceptance Limits
Tripentyltin	76	42 - 192

Client: TestAmerica Laboratories, Inc.

Job Number: 580-8004-1

Client Sample ID: **FMC 4**

Lab Sample ID: 580-8004-13
Client Matrix: Solid

% Moisture: 58.7

Date Sampled: 10/31/2007 0000
Date Received: 11/03/2007 1035

Organotins Organotins by GC/MS (PSEP) Protocol

Method: Organotins
Preparation: Organotin Prep
Dilution: 1.0
Date Analyzed: 11/08/2007 0245
Date Prepared: 11/05/2007 1145

Analysis Batch: 580-25682
Prep Batch: 580-25378

Instrument ID: SEA008
Lab File ID: L25773.D
Initial Weight/Volume: 15.2487 g
Final Weight/Volume: 20 mL
Injection Volume:

Analyte	DryWt Corrected: Y Result (ug/Kg)	Qualifier	MDL	RL
Dibutyltin	ND		0.86	3.2
Monobutyltin	ND		0.50	3.2
Tetra-n-butyltin	ND		2.9	8.6
Tributyltin	ND		0.83	3.2

Surrogate	%Rec	Acceptance Limits
Tripentyltin	71	42 - 192

Client: TestAmerica Laboratories, Inc.

Job Number: 580-8004-1

Client Sample ID: **FMC 5**

Lab Sample ID: 580-8004-14
Client Matrix: Solid

% Moisture: 71.7

Date Sampled: 10/31/2007 0000
Date Received: 11/03/2007 1035

Organotins Organotins by GC/MS (PSEP) Protocol

Method: Organotins
Preparation: Organotin Prep
Dilution: 1.0
Date Analyzed: 11/08/2007 0309
Date Prepared: 11/05/2007 1145

Analysis Batch: 580-25682
Prep Batch: 580-25378

Instrument ID: SEA008
Lab File ID: L25774.D
Initial Weight/Volume: 15.3773 g
Final Weight/Volume: 20 mL
Injection Volume:

Analyte	DryWt Corrected: Y Result (ug/Kg)	Qualifier	MDL	RL
Dibutyltin	ND		1.2	4.6
Monobutyltin	7.0		0.72	4.6
Tetra-n-butyltin	ND		4.1	12
Tributyltin	ND		1.2	4.6

Surrogate	%Rec	Acceptance Limits
Tripentyltin	79	42 - 192

Client: TestAmerica Laboratories, Inc.

Job Number: 580-8004-1

Client Sample ID: **FMC 6**

Lab Sample ID: 580-8004-15
Client Matrix: Solid

% Moisture: 20.8

Date Sampled: 10/31/2007 0000
Date Received: 11/03/2007 1035

Organotins Organotins by GC/MS (PSEP) Protocol

Method: Organotins
Preparation: Organotin Prep
Dilution: 1.0
Date Analyzed: 11/08/2007 0333
Date Prepared: 11/05/2007 1145

Analysis Batch: 580-25682
Prep Batch: 580-25378

Instrument ID: SEA008
Lab File ID: L25775.D
Initial Weight/Volume: 15.5576 g
Final Weight/Volume: 20 mL
Injection Volume:

Analyte	DryWt Corrected: Y Result (ug/Kg)	Qualifier	MDL	RL
Dibutyltin	ND		0.44	1.6
Monobutyltin	ND		0.26	1.6
Tetra-n-butyltin	ND		1.5	4.4
Tributyltin	ND		0.43	1.6

Surrogate	%Rec	Acceptance Limits
Tripentyltin	69	42 - 192

Client: TestAmerica Laboratories, Inc.

Job Number: 580-8004-1

Client Sample ID: **FMC 7**

Lab Sample ID: 580-8004-16
Client Matrix: Solid

% Moisture: 72.0

Date Sampled: 10/31/2007 0000
Date Received: 11/03/2007 1035

Organotins Organotins by GC/MS (PSEP) Protocol

Method: Organotins
Preparation: Organotin Prep
Dilution: 1.0
Date Analyzed: 11/08/2007 0356
Date Prepared: 11/05/2007 1145

Analysis Batch: 580-25682
Prep Batch: 580-25378

Instrument ID: SEA008
Lab File ID: L25776.D
Initial Weight/Volume: 15.8342 g
Final Weight/Volume: 20 mL
Injection Volume:

Analyte	DryWt Corrected: Y Result (ug/Kg)	Qualifier	MDL	RL
Dibutyltin	ND		1.2	4.5
Monobutyltin	ND		0.71	4.5
Tetra-n-butyltin	ND		4.1	12
Tributyltin	ND		1.2	4.5

Surrogate	%Rec	Acceptance Limits
Tripentyltin	59	42 - 192

Client: TestAmerica Laboratories, Inc.

Job Number: 580-8004-1

Client Sample ID: **FMC 8**

Lab Sample ID: 580-8004-17
Client Matrix: Solid

% Moisture: 67.2

Date Sampled: 10/31/2007 0000
Date Received: 11/03/2007 1035

Organotins Organotins by GC/MS (PSEP) Protocol

Method: Organotins
Preparation: Organotin Prep
Dilution: 1.0
Date Analyzed: 11/08/2007 0420
Date Prepared: 11/05/2007 1145

Analysis Batch: 580-25682
Prep Batch: 580-25378

Instrument ID: SEA008
Lab File ID: L25777.D
Initial Weight/Volume: 15.4107 g
Final Weight/Volume: 20 mL
Injection Volume:

Analyte	DryWt Corrected: Y Result (ug/Kg)	Qualifier	MDL	RL
Dibutyltin	ND		1.1	3.9
Monobutyltin	ND		0.62	3.9
Tetra-n-butyltin	ND		3.6	11
Tributyltin	ND		1.0	3.9

Surrogate	%Rec	Acceptance Limits
Tripentyltin	75	42 - 192

Client: TestAmerica Laboratories, Inc. Job Number: 580-8004-1

Client Sample ID: FMC 9

Lab Sample ID: 580-8004-19 Date Sampled: 10/30/2007 0000
Client Matrix: Solid % Moisture: 73.9 Date Received: 11/03/2007 1035

Organotins Organotins by GC/MS (PSEP) Protocol

Method: Organotins Analysis Batch: 580-25682 Instrument ID: SEA008
Preparation: Organotin Prep Prep Batch: 580-25378 Lab File ID: L25779.D
Dilution: 1.0 Initial Weight/Volume: 15.4490 g
Date Analyzed: 11/08/2007 0508 Final Weight/Volume: 20 mL
Date Prepared: 11/05/2007 1145 Injection Volume:

Analyte	DryWt Corrected: Y Result (ug/Kg)	Qualifier	MDL	RL
Dibutyltin	ND		1.3	4.9
Monobutyltin	ND		0.78	4.9
Tetra-n-butyltin	ND		4.5	13
Tributyltin	ND		1.3	4.9

Surrogate	%Rec	Acceptance Limits
Tripentyltin	54	42 - 192

Appendix C

Support Documentation

HOLDTIME

SDG C7K020180

SORT	UNITS	NSAMPLE	LAB_ID	QC_TYPE	SAMP_DATE	EXTR_DATE	ANAL_DATE	SMP_EXTR	EXTR_ANL	SMP_ANL
HG	MG/KG	FMC-24DL	C7K020180001	NM	10/30/2007	11/21/2007	11/21/2007	22	0	22
HG	MG/KG	FMC-11DL	C7K020180004	NM	10/30/2007	11/21/2007	11/21/2007	22	0	22
HG	MG/KG	FMC-12DL	C7K020180005	NM	10/30/2007	11/21/2007	11/21/2007	22	0	22
HG	MG/KG	FMC-13DL	C7K020180006	NM	10/30/2007	11/21/2007	11/21/2007	22	0	22
HG	MG/KG	FMC-14DL	C7K020180007	NM	10/30/2007	11/21/2007	11/21/2007	22	0	22
HG	MG/KG	FMC-15DL	C7K020180008	NM	10/31/2007	11/21/2007	11/21/2007	21	0	21
HG	MG/KG	FMC-16DL	C7K020180009	NM	10/31/2007	11/21/2007	11/21/2007	21	0	21
HG	MG/KG	FMC-17DL	C7K020180010	NM	10/31/2007	11/21/2007	11/21/2007	21	0	21
HG	MG/KG	FMC-18DL	C7K020180011	NM	10/31/2007	11/21/2007	11/21/2007	21	0	21
HG	MG/KG	FMC-19DL	C7K020180012	NM	10/31/2007	11/21/2007	11/21/2007	21	0	21
HG	MG/KG	FMC-10DL	C7K020180003	NM	10/30/2007	11/21/2007	11/21/2007	22	0	22
HG	MG/KG	FMC-22DL	C7K020180015	NM	10/31/2007	11/21/2007	11/21/2007	21	0	21
HG	MG/KG	FMC-21DL	C7K020180014	NM	10/31/2007	11/21/2007	11/21/2007	21	0	21
HG	MG/KG	FMC-25DL	C7K020180023	NM	10/31/2007	11/21/2007	11/21/2007	21	0	21
HG	MG/KG	FMC-26DL	C7K020180024	NM	10/31/2007	11/21/2007	11/21/2007	21	0	21

SORT	UNITS	NSAMPLE	LAB_ID	QC_TYPE	SAMP_DATE	EXTR_DATE	ANAL_DATE	SMP_EXTR	EXTR_ANL	SMP_ANL
HG	MG/KG	FMC-3DL	C7K020180017	NM	10/31/2007	11/21/2007	11/21/2007	21	0	21
HG	MG/KG	FMC-4DL	C7K020180018	NM	10/31/2007	11/21/2007	11/21/2007	21	0	21
HG	MG/KG	FMC-5DL	C7K020180019	NM	10/31/2007	11/21/2007	11/21/2007	21	0	21
HG	MG/KG	FMC-6DL	C7K020180020	NM	10/31/2007	11/21/2007	11/21/2007	21	0	21
HG	MG/KG	FMC-7DL	C7K020180021	NM	10/31/2007	11/21/2007	11/21/2007	21	0	21
HG	MG/KG	FMC-8DL	C7K020180022	NM	10/31/2007	11/21/2007	11/21/2007	21	0	21
HG	MG/KG	FMC-9DL	C7K020180002	NM	10/30/2007	11/21/2007	11/21/2007	22	0	22
HG	MG/KG	FMC-20DL	C7K020180013	NM	10/31/2007	11/21/2007	11/21/2007	21	0	21
HG	MG/KG	FMC-23DL	C7K020180016	NM	10/31/2007	11/21/2007	11/21/2007	21	0	21
M	MG/KG	FMC-23	C7K020180016	NM	10/31/2007	11/16/2007	11/24/2007	16	8	24
M	MG/KG	FMC-12	C7K020180005	NM	10/30/2007	11/16/2007	11/24/2007	17	8	25
M	MG/KG	FMC-13	C7K020180006	NM	10/30/2007	11/16/2007	11/24/2007	17	8	25
M	MG/KG	FMC-14	C7K020180007	NM	10/30/2007	11/16/2007	11/24/2007	17	8	25
M	MG/KG	FMC-15	C7K020180008	NM	10/31/2007	11/16/2007	11/24/2007	16	8	24
M	MG/KG	FMC-16	C7K020180009	NM	10/31/2007	11/16/2007	11/24/2007	16	8	24
M	MG/KG	FMC-17	C7K020180010	NM	10/31/2007	11/16/2007	11/24/2007	16	8	24
M	MG/KG	FMC-18	C7K020180011	NM	10/31/2007	11/16/2007	11/24/2007	16	8	24
M	MG/KG	FMC-19	C7K020180012	NM	10/31/2007	11/16/2007	11/24/2007	16	8	24

SORT	UNITS	NSAMPLE	LAB_ID	QC_TYPE	SAMP_DATE	EXTR_DATE	ANAL_DATE	SMP_EXTR	EXTR_ANL	SMP_ANL
M	MG/KG	FMC-20	C7K020180013	NM	10/31/2007	11/16/2007	11/24/2007	16	8	24
M	MG/KG	FMC-11	C7K020180004	NM	10/30/2007	11/16/2007	11/24/2007	17	8	25
M	MG/KG	FMC-22	C7K020180015	NM	10/31/2007	11/16/2007	11/24/2007	16	8	24
M	MG/KG	FMC-10	C7K020180003	NM	10/30/2007	11/16/2007	11/24/2007	17	8	25
M	MG/KG	FMC-24	C7K020180001	NM	10/30/2007	11/16/2007	11/24/2007	17	8	25
M	MG/KG	FMC-25	C7K020180023	NM	10/31/2007	11/16/2007	11/24/2007	16	8	24
M	MG/KG	FMC-26	C7K020180024	NM	10/31/2007	11/16/2007	11/24/2007	16	8	24
M	MG/KG	FMC-3	C7K020180017	NM	10/31/2007	11/16/2007	11/24/2007	16	8	24
M	MG/KG	FMC-4	C7K020180018	NM	10/31/2007	11/16/2007	11/24/2007	16	8	24
M	MG/KG	FMC-5	C7K020180019	NM	10/31/2007	11/16/2007	11/24/2007	16	8	24
M	MG/KG	FMC-6	C7K020180020	NM	10/31/2007	11/16/2007	11/24/2007	16	8	24
M	MG/KG	FMC-7	C7K020180021	NM	10/31/2007	11/16/2007	11/24/2007	16	8	24
M	MG/KG	FMC-8	C7K020180022	NM	10/31/2007	11/16/2007	11/24/2007	16	8	24
M	MG/KG	FMC-9	C7K020180002	NM	10/30/2007	11/16/2007	11/24/2007	17	8	25
M	MG/KG	FMC-21	C7K020180014	NM	10/31/2007	11/16/2007	11/24/2007	16	8	24
CR6	MG/KG	FMC-8DL	C7K020180022	NM	10/31/2007	11/9/2007	11/13/2007	9	4	13
CR6	MG/KG	FMC-11	C7K020180004	NM	10/30/2007	11/7/2007	11/9/2007	8	2	10
CR6	MG/KG	FMC-9	C7K020180002	NM	10/30/2007	11/7/2007	11/9/2007	8	2	10

SORT	UNITS	NSAMPLE	LAB_ID	QC_TYPE	SAMP_DATE	EXTR_DATE	ANAL_DATE	SMP_EXTR	EXTR_ANL	SMP_ANL
CR6	MG/KG	FMC-7DL	C7K020180021	NM	10/31/2007	11/9/2007	11/13/2007	9	4	13
CR6	MG/KG	FMC-6DL	C7K020180020	NM	10/31/2007	11/7/2007	11/9/2007	7	2	9
CR6	MG/KG	FMC-5DL	C7K020180019	NM	10/31/2007	11/7/2007	11/9/2007	7	2	9
CR6	MG/KG	FMC-4DL	C7K020180018	NM	10/31/2007	11/7/2007	11/9/2007	7	2	9
CR6	MG/KG	FMC-3DL	C7K020180017	NM	10/31/2007	11/7/2007	11/9/2007	7	2	9
CR6	MG/KG	FMC-26RE	C7K020180024	NM	10/31/2007	11/9/2007	11/13/2007	9	4	13
CR6	MG/KG	FMC-26DL	C7K020180024	NM	10/31/2007	11/9/2007	11/13/2007	9	4	13
CR6	MG/KG	FMC-25DL	C7K020180023	NM	10/31/2007	11/9/2007	11/13/2007	9	4	13
CR6	MG/KG	FMC-25	C7K020180023	NM	10/31/2007	11/9/2007	11/13/2007	9	4	13
CR6	MG/KG	FMC-24DL	C7K020180001	NM	10/30/2007	11/7/2007	11/9/2007	8	2	10
CR6	MG/KG	FMC-16DL	C7K020180009	NM	10/31/2007	11/7/2007	11/9/2007	7	2	9
CR6	MG/KG	FMC-10DL	C7K020180003	NM	10/30/2007	11/7/2007	11/9/2007	8	2	10
CR6	MG/KG	FMC-12DL	C7K020180005	NM	10/30/2007	11/7/2007	11/9/2007	8	2	10
CR6	MG/KG	FMC-23DL	C7K020180016	NM	10/31/2007	11/7/2007	11/9/2007	7	2	9
CR6	MG/KG	FMC-15DL	C7K020180008	NM	10/31/2007	11/7/2007	11/9/2007	7	2	9
CR6	MG/KG	FMC-13DL	C7K020180006	NM	10/30/2007	11/7/2007	11/9/2007	8	2	10
CR6	MG/KG	FMC-17DL	C7K020180010	NM	10/31/2007	11/7/2007	11/9/2007	7	2	9
CR6	MG/KG	FMC-18DL	C7K020180011	NM	10/31/2007	11/7/2007	11/9/2007	7	2	9

SORT	UNITS	NSAMPLE	LAB_ID	QC_TYPE	SAMP_DATE	EXTR_DATE	ANAL_DATE	SMP_EXTR	EXTR_ANL	SMP_ANL
CR6	MG/KG	FMC-19	C7K020180012	NM	10/31/2007	11/7/2007	11/9/2007	7	2	9
CR6	MG/KG	FMC-20	C7K020180013	NM	10/31/2007	11/7/2007	11/9/2007	7	2	9
CR6	MG/KG	FMC-21DL	C7K020180014	NM	10/31/2007	11/7/2007	11/9/2007	7	2	9
CR6	MG/KG	FMC-22DL	C7K020180015	NM	10/31/2007	11/7/2007	11/9/2007	7	2	9
CR6	MG/KG	FMC-14DL	C7K020180007	NM	10/30/2007	11/7/2007	11/9/2007	8	2	10
PCL	UG/KG	FMC-20	C7K020180013	NM	10/31/2007	11/13/2007	11/13/2007	13	0	13
PCL	UG/KG	FMC-19	C7K020180012	NM	10/31/2007	11/12/2007	11/12/2007	12	0	12
PCL	UG/KG	FMC-18	C7K020180011	NM	10/31/2007	11/12/2007	11/12/2007	12	0	12
PCL	UG/KG	FMC-17	C7K020180010	NM	10/31/2007	11/12/2007	11/12/2007	12	0	12
PCL	UG/KG	FMC-16	C7K020180009	NM	10/31/2007	11/12/2007	11/12/2007	12	0	12
PCL	UG/KG	FMC-15	C7K020180008	NM	10/31/2007	11/12/2007	11/12/2007	12	0	12
PCL	UG/KG	FMC-14	C7K020180007	NM	10/30/2007	11/12/2007	11/12/2007	13	0	13
PCL	UG/KG	FMC-12	C7K020180005	NM	10/30/2007	11/12/2007	11/12/2007	13	0	13
PCL	UG/KG	FMC-5	C7K020180019	NM	10/31/2007	11/13/2007	11/13/2007	13	0	13
PCL	UG/KG	FMC-11	C7K020180004	NM	10/30/2007	11/12/2007	11/12/2007	13	0	13
PCL	UG/KG	FMC-13	C7K020180006	NM	10/30/2007	11/12/2007	11/12/2007	13	0	13
PCL	UG/KG	FMC-22	C7K020180015	NM	10/31/2007	11/13/2007	11/13/2007	13	0	13
PCL	UG/KG	FMC-24	C7K020180001	NM	10/30/2007	11/12/2007	11/12/2007	13	0	13

SORT	UNITS	NSAMPLE	LAB_ID	QC_TYPE	SAMP_DATE	EXTR_DATE	ANAL_DATE	SMP_EXTR	EXTR_ANL	SMP_ANL
PCL	UG/KG	FMC-25	C7K020180023	NM	10/31/2007	11/13/2007	11/13/2007	13	0	13
PCL	UG/KG	FMC-26	C7K020180024	NM	10/31/2007	11/13/2007	11/13/2007	13	0	13
PCL	UG/KG	FMC-4	C7K020180018	NM	10/31/2007	11/13/2007	11/13/2007	13	0	13
PCL	UG/KG	FMC-6	C7K020180020	NM	10/31/2007	11/13/2007	11/13/2007	13	0	13
PCL	UG/KG	FMC-7	C7K020180021	NM	10/31/2007	11/13/2007	11/13/2007	13	0	13
PCL	UG/KG	FMC-8	C7K020180022	NM	10/31/2007	11/13/2007	11/13/2007	13	0	13
PCL	UG/KG	FMC-9	C7K020180002	NM	10/30/2007	11/12/2007	11/12/2007	13	0	13
PCL	UG/KG	FMC-10	C7K020180003	NM	10/30/2007	11/12/2007	11/12/2007	13	0	13
PCL	UG/KG	FMC-21	C7K020180014	NM	10/31/2007	11/13/2007	11/13/2007	13	0	13
PCL	UG/KG	FMC-3	C7K020180017	NM	10/31/2007	11/13/2007	11/13/2007	13	0	13
PCL	UG/KG	FMC-23	C7K020180016	NM	10/31/2007	11/13/2007	11/13/2007	13	0	13
PCS	%	FMC-18	C7K020180011	NM	10/31/2007	11/7/2007	11/8/2007	7	1	8
PCS	%	FMC-11	C7K020180004	NM	10/30/2007	11/7/2007	11/8/2007	8	1	9
PCS	%	FMC-12	C7K020180005	NM	10/30/2007	11/7/2007	11/8/2007	8	1	9
PCS	%	FMC-13	C7K020180006	NM	10/30/2007	11/7/2007	11/8/2007	8	1	9
PCS	%	FMC-14	C7K020180007	NM	10/30/2007	11/7/2007	11/8/2007	8	1	9
PCS	%	FMC-15	C7K020180008	NM	10/31/2007	11/7/2007	11/8/2007	7	1	8
PCS	%	FMC-10	C7K020180003	NM	10/30/2007	11/7/2007	11/8/2007	8	1	9

SORT	UNITS	NSAMPLE	LAB_ID	QC_TYPE	SAMP_DATE	EXTR_DATE	ANAL_DATE	SMP_EXTR	EXTR_ANL	SMP_ANL
PCS	%	FMC-17	C7K020180010	NM	10/31/2007	11/7/2007	11/8/2007	7	1	8
PCS	%	FMC-9	C7K020180002	NM	10/30/2007	11/7/2007	11/8/2007	8	1	9
PCS	%	FMC-19	C7K020180012	NM	10/31/2007	11/7/2007	11/8/2007	7	1	8
PCS	%	FMC-20	C7K020180013	NM	10/31/2007	11/7/2007	11/8/2007	7	1	8
PCS	%	FMC-21	C7K020180014	NM	10/31/2007	11/7/2007	11/8/2007	7	1	8
PCS	%	FMC-26	C7K020180024	NM	10/31/2007	11/8/2007	11/9/2007	8	1	9
PCS	%	FMC-16	C7K020180009	NM	10/31/2007	11/7/2007	11/8/2007	7	1	8
PCS	%	FMC-6	C7K020180020	NM	10/31/2007	11/7/2007	11/8/2007	7	1	8
PCS	%	FMC-8	C7K020180022	NM	10/31/2007	11/8/2007	11/9/2007	8	1	9
PCS	%	FMC-3	C7K020180017	NM	10/31/2007	11/7/2007	11/8/2007	7	1	8
PCS	%	FMC-5	C7K020180019	NM	10/31/2007	11/7/2007	11/8/2007	7	1	8
PCS	%	FMC-25	C7K020180023	NM	10/31/2007	11/8/2007	11/9/2007	8	1	9
PCS	%	FMC-24	C7K020180001	NM	10/30/2007	11/7/2007	11/8/2007	8	1	9
PCS	%	FMC-23	C7K020180016	NM	10/31/2007	11/7/2007	11/8/2007	7	1	8
PCS	%	FMC-7	C7K020180021	NM	10/31/2007	11/8/2007	11/9/2007	8	1	9
PCS	%	FMC-22	C7K020180015	NM	10/31/2007	11/7/2007	11/8/2007	7	1	8
PCS	%	FMC-4	C7K020180018	NM	10/31/2007	11/7/2007	11/8/2007	7	1	8
OS	%	FMC-26DL	C7K020180024	NM	10/31/2007	11/10/2007	11/28/2007	10	18	28

SORT	UNITS	NSAMPLE	LAB_ID	QC_TYPE	SAMP_DATE	EXTR_DATE	ANAL_DATE	SMP_EXTR	EXTR_ANL	SMP_ANL
OS	%	FMC-22DL	C7K020180015	NM	10/31/2007	11/9/2007	11/23/2007	9	14	23
OS	%	FMC-24DL	C7K020180001	NM	10/30/2007	11/9/2007	11/23/2007	10	14	24
OS	%	FMC-25DL	C7K020180023	NM	10/31/2007	11/10/2007	11/28/2007	10	18	28
OS	%	FMC-3DL	C7K020180017	NM	10/31/2007	11/9/2007	11/23/2007	9	14	23
OS	%	FMC-4DL	C7K020180018	NM	10/31/2007	11/9/2007	11/23/2007	9	14	23
OS	%	FMC-5DL	C7K020180019	NM	10/31/2007	11/9/2007	11/23/2007	9	14	23
OS	%	FMC-7DL	C7K020180021	NM	10/31/2007	11/10/2007	11/28/2007	10	18	28
OS	%	FMC-9DL	C7K020180002	NM	10/30/2007	11/9/2007	11/23/2007	10	14	24
OS	%	FMC-8DL	C7K020180022	NM	10/31/2007	11/10/2007	11/28/2007	10	18	28
OS	%	FMC-6DL	C7K020180020	NM	10/31/2007	11/9/2007	11/27/2007	9	18	27
OS	%	FMC-14DL	C7K020180007	NM	10/30/2007	11/9/2007	11/23/2007	10	14	24
OS	%	FMC-23DL	C7K020180016	NM	10/31/2007	11/9/2007	11/23/2007	9	14	23
OS	%	FMC-11DL	C7K020180004	NM	10/30/2007	11/9/2007	11/23/2007	10	14	24
OS	%	FMC-21DL	C7K020180014	NM	10/31/2007	11/9/2007	11/23/2007	9	14	23
OS	%	FMC-13DL	C7K020180006	NM	10/30/2007	11/9/2007	11/23/2007	10	14	24
OS	%	FMC-10DL	C7K020180003	NM	10/30/2007	11/9/2007	11/23/2007	10	14	24
OS	%	FMC-15DL	C7K020180008	NM	10/31/2007	11/9/2007	11/23/2007	9	14	23
OS	%	FMC-16DL	C7K020180009	NM	10/31/2007	11/9/2007	11/23/2007	9	14	23

SORT	UNITS	NSAMPLE	LAB_ID	QC_TYPE	SAMP_DATE	EXTR_DATE	ANAL_DATE	SMP_EXTR	EXTR_ANL	SMP_ANL
OS	%	FMC-17DL	C7K020180010	NM	10/31/2007	11/9/2007	11/23/2007	9	14	23
OS	%	FMC-18DL	C7K020180011	NM	10/31/2007	11/9/2007	11/23/2007	9	14	23
OS	%	FMC-19DL	C7K020180012	NM	10/31/2007	11/9/2007	11/23/2007	9	14	23
OS	%	FMC-20DL	C7K020180013	NM	10/31/2007	11/9/2007	11/23/2007	9	14	23
OS	%	FMC-12DL	C7K020180005	NM	10/30/2007	11/9/2007	11/23/2007	10	14	24
OS	UG/KG	FMC-21DL	C7K020180014	NM	10/31/2007	11/9/2007	11/23/2007	9	14	23
OS	UG/KG	FMC-20DL	C7K020180013	NM	10/31/2007	11/9/2007	11/23/2007	9	14	23
OS	UG/KG	FMC-19DL	C7K020180012	NM	10/31/2007	11/9/2007	11/23/2007	9	14	23
OS	UG/KG	FMC-18DL	C7K020180011	NM	10/31/2007	11/9/2007	11/23/2007	9	14	23
OS	UG/KG	FMC-17DL	C7K020180010	NM	10/31/2007	11/9/2007	11/23/2007	9	14	23
OS	UG/KG	FMC-16DL	C7K020180009	NM	10/31/2007	11/9/2007	11/23/2007	9	14	23
OS	UG/KG	FMC-15DL	C7K020180008	NM	10/31/2007	11/9/2007	11/23/2007	9	14	23
OS	UG/KG	FMC-14DL	C7K020180007	NM	10/30/2007	11/9/2007	11/23/2007	10	14	24
OS	UG/KG	FMC-22DL	C7K020180015	NM	10/31/2007	11/9/2007	11/23/2007	9	14	23
OS	UG/KG	FMC-12DL	C7K020180005	NM	10/30/2007	11/9/2007	11/23/2007	10	14	24
OS	UG/KG	FMC-6DL	C7K020180020	NM	10/31/2007	11/9/2007	11/27/2007	9	18	27
OS	UG/KG	FMC-13DL	C7K020180006	NM	10/30/2007	11/9/2007	11/23/2007	10	14	24
OS	UG/KG	FMC-23DL	C7K020180016	NM	10/31/2007	11/9/2007	11/23/2007	9	14	23

SORT	UNITS	NSAMPLE	LAB_ID	QC_TYPE	SAMP_DATE	EXTR_DATE	ANAL_DATE	SMP_EXTR	EXTR_ANL	SMP_ANL
OS	UG/KG	FMC-24DL	C7K020180001	NM	10/30/2007	11/9/2007	11/23/2007	10	14	24
OS	UG/KG	FMC-25DL	C7K020180023	NM	10/31/2007	11/10/2007	11/28/2007	10	18	28
OS	UG/KG	FMC-26DL	C7K020180024	NM	10/31/2007	11/10/2007	11/28/2007	10	18	28
OS	UG/KG	FMC-3DL	C7K020180017	NM	10/31/2007	11/9/2007	11/23/2007	9	14	23
OS	UG/KG	FMC-5DL	C7K020180019	NM	10/31/2007	11/9/2007	11/23/2007	9	14	23
OS	UG/KG	FMC-7DL	C7K020180021	NM	10/31/2007	11/10/2007	11/28/2007	10	18	28
OS	UG/KG	FMC-8DL	C7K020180022	NM	10/31/2007	11/10/2007	11/28/2007	10	18	28
OS	UG/KG	FMC-9DL	C7K020180002	NM	10/30/2007	11/9/2007	11/23/2007	10	14	24
OS	UG/KG	FMC-10DL	C7K020180003	NM	10/30/2007	11/9/2007	11/23/2007	10	14	24
OS	UG/KG	FMC-11DL	C7K020180004	NM	10/30/2007	11/9/2007	11/23/2007	10	14	24
OS	UG/KG	FMC-4DL	C7K020180018	NM	10/31/2007	11/9/2007	11/23/2007	9	14	23
OV	%	FMC-23	C7K020180016	NM	10/31/2007	11/10/2007	11/10/2007	10	0	10
OV	%	FMC-5	C7K020180019	NM	10/31/2007	11/10/2007	11/10/2007	10	0	10
OV	%	FMC-21	C7K020180014	NM	10/31/2007	11/10/2007	11/10/2007	10	0	10
OV	%	FMC-10	C7K020180003	NM	10/30/2007	11/10/2007	11/10/2007	11	0	11
OV	%	Trip_Blank#4	C7K020180026	NM	10/31/2007	11/10/2007	11/10/2007	10	0	10
OV	%	Trip_Blank#3	C7K020180025	NM	10/31/2007	11/10/2007	11/10/2007	10	0	10
OV	%	FMC-9	C7K020180002	NM	10/30/2007	11/10/2007	11/10/2007	11	0	11

SORT	UNITS	NSAMPLE	LAB_ID	QC_TYPE	SAMP_DATE	EXTR_DATE	ANAL_DATE	SMP_EXTR	EXTR_ANL	SMP_ANL
OV	%	FMC-8	C7K020180022	NM	10/31/2007	11/12/2007	11/12/2007	12	0	12
OV	%	FMC-6	C7K020180020	NM	10/31/2007	11/10/2007	11/10/2007	10	0	10
OV	%	FMC-4	C7K020180018	NM	10/31/2007	11/10/2007	11/10/2007	10	0	10
OV	%	FMC-3	C7K020180017	NM	10/31/2007	11/10/2007	11/10/2007	10	0	10
OV	%	FMC-26	C7K020180024	NM	10/31/2007	11/12/2007	11/12/2007	12	0	12
OV	%	FMC-25	C7K020180023	NM	10/31/2007	11/12/2007	11/12/2007	12	0	12
OV	%	FMC-13	C7K020180006	NM	10/30/2007	11/10/2007	11/10/2007	11	0	11
OV	%	FMC-11	C7K020180004	NM	10/30/2007	11/10/2007	11/10/2007	11	0	11
OV	%	FMC-7	C7K020180021	NM	10/31/2007	11/12/2007	11/12/2007	12	0	12
OV	%	FMC-12	C7K020180005	NM	10/30/2007	11/10/2007	11/10/2007	11	0	11
OV	%	FMC-24	C7K020180001	NM	10/30/2007	11/10/2007	11/10/2007	11	0	11
OV	%	FMC-14	C7K020180007	NM	10/30/2007	11/10/2007	11/10/2007	11	0	11
OV	%	FMC-15	C7K020180008	NM	10/31/2007	11/10/2007	11/10/2007	10	0	10
OV	%	FMC-16	C7K020180009	NM	10/31/2007	11/10/2007	11/10/2007	10	0	10
OV	%	FMC-17	C7K020180010	NM	10/31/2007	11/10/2007	11/10/2007	10	0	10
OV	%	FMC-18	C7K020180011	NM	10/31/2007	11/10/2007	11/10/2007	10	0	10
OV	%	FMC-19	C7K020180012	NM	10/31/2007	11/10/2007	11/10/2007	10	0	10
OV	%	FMC-20	C7K020180013	NM	10/31/2007	11/10/2007	11/10/2007	10	0	10

SORT	UNITS	NSAMPLE	LAB_ID	QC_TYPE	SAMP_DATE	EXTR_DATE	ANAL_DATE	SMP_EXTR	EXTR_ANL	SMP_ANL
OV	%	FMC-22	C7K020180015	NM	10/31/2007	11/10/2007	11/10/2007	10	0	10
OV	UG/KG	FMC-8	C7K020180022	NM	10/31/2007	11/12/2007	11/12/2007	12	0	12
OV	UG/KG	FMC-24	C7K020180001	NM	10/30/2007	11/10/2007	11/10/2007	11	0	11
OV	UG/KG	FMC-25	C7K020180023	NM	10/31/2007	11/12/2007	11/12/2007	12	0	12
OV	UG/KG	FMC-26	C7K020180024	NM	10/31/2007	11/12/2007	11/12/2007	12	0	12
OV	UG/KG	FMC-3	C7K020180017	NM	10/31/2007	11/10/2007	11/10/2007	10	0	10
OV	UG/KG	FMC-4	C7K020180018	NM	10/31/2007	11/10/2007	11/10/2007	10	0	10
OV	UG/KG	FMC-5	C7K020180019	NM	10/31/2007	11/10/2007	11/10/2007	10	0	10
OV	UG/KG	FMC-9	C7K020180002	NM	10/30/2007	11/10/2007	11/10/2007	11	0	11
OV	UG/KG	FMC-7	C7K020180021	NM	10/31/2007	11/12/2007	11/12/2007	12	0	12
OV	UG/KG	FMC-23	C7K020180016	NM	10/31/2007	11/10/2007	11/10/2007	10	0	10
OV	UG/KG	FMC-10	C7K020180003	NM	10/30/2007	11/10/2007	11/10/2007	11	0	11
OV	UG/KG	FMC-6	C7K020180020	NM	10/31/2007	11/10/2007	11/10/2007	10	0	10
OV	UG/KG	FMC-22	C7K020180015	NM	10/31/2007	11/10/2007	11/10/2007	10	0	10
OV	UG/KG	FMC-21	C7K020180014	NM	10/31/2007	11/10/2007	11/10/2007	10	0	10
OV	UG/KG	FMC-20	C7K020180013	NM	10/31/2007	11/10/2007	11/10/2007	10	0	10
OV	UG/KG	FMC-19	C7K020180012	NM	10/31/2007	11/10/2007	11/10/2007	10	0	10
OV	UG/KG	FMC-18	C7K020180011	NM	10/31/2007	11/10/2007	11/10/2007	10	0	10

SORT	UNITS	NSAMPLE	LAB_ID	QC_TYPE	SAMP_DATE	EXTR_DATE	ANAL_DATE	SMP_EXTR	EXTR_ANL	SMP_ANL
OV	UG/KG	FMC-17	C7K020180010	NM	10/31/2007	11/10/2007	11/10/2007	10	0	10
OV	UG/KG	FMC-16	C7K020180009	NM	10/31/2007	11/10/2007	11/10/2007	10	0	10
OV	UG/KG	FMC-15	C7K020180008	NM	10/31/2007	11/10/2007	11/10/2007	10	0	10
OV	UG/KG	FMC-14	C7K020180007	NM	10/30/2007	11/10/2007	11/10/2007	11	0	11
OV	UG/KG	FMC-13	C7K020180006	NM	10/30/2007	11/10/2007	11/10/2007	11	0	11
OV	UG/KG	FMC-11	C7K020180004	NM	10/30/2007	11/10/2007	11/10/2007	11	0	11
OV	UG/KG	FMC-12	C7K020180005	NM	10/30/2007	11/10/2007	11/10/2007	11	0	11
OV	UG/L	Trip_Blank#3	C7K020180025	NM	10/31/2007	11/10/2007	11/10/2007	10	0	10
OV	UG/L	Trip_Blank#4	C7K020180026	NM	10/31/2007	11/10/2007	11/10/2007	10	0	10
PCB	%	FMC-3DL	C7K020180017	NM	10/31/2007	11/9/2007	11/19/2007	9	10	19
PCB	%	FMC-10DL	C7K020180003	NM	10/30/2007	11/9/2007	11/16/2007	10	7	17
PCB	%	FMC-8DL	C7K020180022	NM	10/31/2007	11/10/2007	11/19/2007	10	9	19
PCB	%	FMC-7DL	C7K020180021	NM	10/31/2007	11/10/2007	11/19/2007	10	9	19
PCB	%	FMC-6DL	C7K020180020	NM	10/31/2007	11/9/2007	11/19/2007	9	10	19
PCB	%	FMC-4DL	C7K020180018	NM	10/31/2007	11/9/2007	11/19/2007	9	10	19
PCB	%	FMC-9DL	C7K020180002	NM	10/30/2007	11/9/2007	11/16/2007	10	7	17
PCB	%	FMC-26DL	C7K020180024	NM	10/31/2007	11/10/2007	11/19/2007	10	9	19
PCB	%	FMC-25DL	C7K020180023	NM	10/31/2007	11/10/2007	11/19/2007	10	9	19

SORT	UNITS	NSAMPLE	LAB_ID	QC_TYPE	SAMP_DATE	EXTR_DATE	ANAL_DATE	SMP_EXTR	EXTR_ANL	SMP_ANL
PCB	%	FMC-24DL	C7K020180001	NM	10/30/2007	11/9/2007	11/16/2007	10	7	17
PCB	%	FMC-23DL	C7K020180016	NM	10/31/2007	11/9/2007	11/19/2007	9	10	19
PCB	%	FMC-12DL	C7K020180005	NM	10/30/2007	11/9/2007	11/16/2007	10	7	17
PCB	%	FMC-5DL	C7K020180019	NM	10/31/2007	11/9/2007	11/19/2007	9	10	19
PCB	%	FMC-11DL	C7K020180004	NM	10/30/2007	11/9/2007	11/16/2007	10	7	17
PCB	%	FMC-22DL	C7K020180015	NM	10/31/2007	11/9/2007	11/16/2007	9	7	16
PCB	%	FMC-13DL	C7K020180006	NM	10/30/2007	11/9/2007	11/16/2007	10	7	17
PCB	%	FMC-14DL	C7K020180007	NM	10/30/2007	11/9/2007	11/16/2007	10	7	17
PCB	%	FMC-15DL	C7K020180008	NM	10/31/2007	11/9/2007	11/16/2007	9	7	16
PCB	%	FMC-16DL	C7K020180009	NM	10/31/2007	11/9/2007	11/16/2007	9	7	16
PCB	%	FMC-17DL	C7K020180010	NM	10/31/2007	11/9/2007	11/16/2007	9	7	16
PCB	%	FMC-18DL	C7K020180011	NM	10/31/2007	11/9/2007	11/16/2007	9	7	16
PCB	%	FMC-19DL	C7K020180012	NM	10/31/2007	11/9/2007	11/16/2007	9	7	16
PCB	%	FMC-20DL	C7K020180013	NM	10/31/2007	11/9/2007	11/16/2007	9	7	16
PCB	%	FMC-21DL	C7K020180014	NM	10/31/2007	11/9/2007	11/16/2007	9	7	16
PCB	UG/KG	FMC-8DL	C7K020180022	NM	10/31/2007	11/10/2007	11/19/2007	10	9	19
PCB	UG/KG	FMC-24DL	C7K020180001	NM	10/30/2007	11/9/2007	11/16/2007	10	7	17
PCB	UG/KG	FMC-25DL	C7K020180023	NM	10/31/2007	11/10/2007	11/19/2007	10	9	19

SORT	UNITS	NSAMPLE	LAB_ID	QC_TYPE	SAMP_DATE	EXTR_DATE	ANAL_DATE	SMP_EXTR	EXTR_ANL	SMP_ANL
PCB	UG/KG	FMC-26DL	C7K020180024	NM	10/31/2007	11/10/2007	11/19/2007	10	9	19
PCB	UG/KG	FMC-3DL	C7K020180017	NM	10/31/2007	11/9/2007	11/19/2007	9	10	19
PCB	UG/KG	FMC-4DL	C7K020180018	NM	10/31/2007	11/9/2007	11/19/2007	9	10	19
PCB	UG/KG	FMC-5DL	C7K020180019	NM	10/31/2007	11/9/2007	11/19/2007	9	10	19
PCB	UG/KG	FMC-9DL	C7K020180002	NM	10/30/2007	11/9/2007	11/16/2007	10	7	17
PCB	UG/KG	FMC-7DL	C7K020180021	NM	10/31/2007	11/10/2007	11/19/2007	10	9	19
PCB	UG/KG	FMC-23DL	C7K020180016	NM	10/31/2007	11/9/2007	11/19/2007	9	10	19
PCB	UG/KG	FMC-6DL	C7K020180020	NM	10/31/2007	11/9/2007	11/19/2007	9	10	19
PCB	UG/KG	FMC-22DL	C7K020180015	NM	10/31/2007	11/9/2007	11/16/2007	9	7	16
PCB	UG/KG	FMC-21DL	C7K020180014	NM	10/31/2007	11/9/2007	11/16/2007	9	7	16
PCB	UG/KG	FMC-20DL	C7K020180013	NM	10/31/2007	11/9/2007	11/16/2007	9	7	16
PCB	UG/KG	FMC-19DL	C7K020180012	NM	10/31/2007	11/9/2007	11/16/2007	9	7	16
PCB	UG/KG	FMC-18DL	C7K020180011	NM	10/31/2007	11/9/2007	11/16/2007	9	7	16
PCB	UG/KG	FMC-17DL	C7K020180010	NM	10/31/2007	11/9/2007	11/16/2007	9	7	16
PCB	UG/KG	FMC-16DL	C7K020180009	NM	10/31/2007	11/9/2007	11/16/2007	9	7	16
PCB	UG/KG	FMC-15DL	C7K020180008	NM	10/31/2007	11/9/2007	11/16/2007	9	7	16
PCB	UG/KG	FMC-14DL	C7K020180007	NM	10/30/2007	11/9/2007	11/16/2007	10	7	17
PCB	UG/KG	FMC-13DL	C7K020180006	NM	10/30/2007	11/9/2007	11/16/2007	10	7	17

SORT	UNITS	NSAMPLE	LAB_ID	QC_TYPE	SAMP_DATE	EXTR_DATE	ANAL_DATE	SMP_EXTR	EXTR_ANL	SMP_ANL
PCB	UG/KG	FMC-12DL	C7K020180005	NM	10/30/2007	11/9/2007	11/16/2007	10	7	17
PCB	UG/KG	FMC-10DL	C7K020180003	NM	10/30/2007	11/9/2007	11/16/2007	10	7	17
PCB	UG/KG	FMC-11DL	C7K020180004	NM	10/30/2007	11/9/2007	11/16/2007	10	7	17

HOLDTIME

SDG C7K020180

SORT	UNITS	NSAMPLE	LAB_ID	QC_TYPE	SAMP_DATE	EXTR_DATE	ANAL_DATE	SMP_EXTR	EXTR_ANL	SMP_ANL
OS	%	FMC 21	8004-9	NM	10/31/2007	11/5/2007	11/8/2007	5	3	8
OS	%	FMC 10	8004-20	NM	10/30/2007	11/5/2007	11/8/2007	6	3	9
OS	%	FMC 7	8004-16	NM	10/31/2007	11/5/2007	11/8/2007	5	3	8
OS	%	FMC 6	8004-15	NM	10/31/2007	11/5/2007	11/8/2007	5	3	8
OS	%	FMC 5	8004-14	NM	10/31/2007	11/5/2007	11/8/2007	5	3	8
OS	%	FMC 4	8004-13	NM	10/31/2007	11/5/2007	11/8/2007	5	3	8
OS	%	FMC 3	8004-12	NM	10/31/2007	11/5/2007	11/8/2007	5	3	8
OS	%	FMC 26	8004-2	NM	11/1/2007	11/5/2007	11/7/2007	4	2	6
OS	%	FMC 25	8004-1	NM	11/1/2007	11/5/2007	11/7/2007	4	2	6
OS	%	FMC 24	8004-18	NM	10/30/2007	11/5/2007	11/8/2007	6	3	9
OS	%	FMC 8	8004-17	NM	10/31/2007	11/5/2007	11/8/2007	5	3	8
OS	%	FMC 22	8004-10	NM	10/31/2007	11/5/2007	11/8/2007	5	3	8
OS	%	FMC 9	8004-19	NM	10/30/2007	11/5/2007	11/8/2007	6	3	9
OS	%	FMC 20	8004-8	NM	10/31/2007	11/5/2007	11/8/2007	5	3	8
OS	%	FMC 19	8004-7	NM	10/31/2007	11/5/2007	11/8/2007	5	3	8

SORT	UNITS	NSAMPLE	LAB_ID	QC_TYPE	SAMP_DATE	EXTR_DATE	ANAL_DATE	SMP_EXTR	EXTR_ANL	SMP_ANL
OS	%	FMC 18	8004-6	NM	10/31/2007	11/5/2007	11/8/2007	5	3	8
OS	%	FMC 17	8004-5	NM	10/31/2007	11/5/2007	11/7/2007	5	2	7
OS	%	FMC 16	8004-4	NM	10/31/2007	11/5/2007	11/7/2007	5	2	7
OS	%	FMC 15	8004-3	NM	10/31/2007	11/5/2007	11/7/2007	5	2	7
OS	%	FMC 14	8004-24	NM	10/30/2007	11/5/2007	11/8/2007	6	3	9
OS	%	FMC 13	8004-23	NM	10/30/2007	11/5/2007	11/8/2007	6	3	9
OS	%	FMC 12	8004-22	NM	10/30/2007	11/5/2007	11/8/2007	6	3	9
OS	%	FMC 11	8004-21	NM	10/30/2007	11/5/2007	11/8/2007	6	3	9
OS	%	FMC 23	8004-11	NM	10/31/2007	11/7/2007	11/8/2007	7	1	8
OS	UG/KG	FMC 21	8004-9	NM	10/31/2007	11/5/2007	11/8/2007	5	3	8
OS	UG/KG	FMC 8	8004-17	NM	10/31/2007	11/5/2007	11/8/2007	5	3	8
OS	UG/KG	FMC 7	8004-16	NM	10/31/2007	11/5/2007	11/8/2007	5	3	8
OS	UG/KG	FMC 6	8004-15	NM	10/31/2007	11/5/2007	11/8/2007	5	3	8
OS	UG/KG	FMC 5	8004-14	NM	10/31/2007	11/5/2007	11/8/2007	5	3	8
OS	UG/KG	FMC 4	8004-13	NM	10/31/2007	11/5/2007	11/8/2007	5	3	8
OS	UG/KG	FMC 3	8004-12	NM	10/31/2007	11/5/2007	11/8/2007	5	3	8
OS	UG/KG	FMC 26	8004-2	NM	11/1/2007	11/5/2007	11/7/2007	4	2	6
OS	UG/KG	FMC 25	8004-1	NM	11/1/2007	11/5/2007	11/7/2007	4	2	6

SORT	UNITS	NSAMPLE	LAB_ID	QC_TYPE	SAMP_DATE	EXTR_DATE	ANAL_DATE	SMP_EXTR	EXTR_ANL	SMP_ANL
OS	UG/KG	FMC 24	8004-18	NM	10/30/2007	11/5/2007	11/8/2007	6	3	9
OS	UG/KG	FMC 10	8004-20	NM	10/30/2007	11/5/2007	11/8/2007	6	3	9
OS	UG/KG	FMC 22	8004-10	NM	10/31/2007	11/5/2007	11/8/2007	5	3	8
OS	UG/KG	FMC 9	8004-19	NM	10/30/2007	11/5/2007	11/8/2007	6	3	9
OS	UG/KG	FMC 20	8004-8	NM	10/31/2007	11/5/2007	11/8/2007	5	3	8
OS	UG/KG	FMC 19	8004-7	NM	10/31/2007	11/5/2007	11/8/2007	5	3	8
OS	UG/KG	FMC 18	8004-6	NM	10/31/2007	11/5/2007	11/8/2007	5	3	8
OS	UG/KG	FMC 17	8004-5	NM	10/31/2007	11/5/2007	11/7/2007	5	2	7
OS	UG/KG	FMC 16	8004-4	NM	10/31/2007	11/5/2007	11/7/2007	5	2	7
OS	UG/KG	FMC 15	8004-3	NM	10/31/2007	11/5/2007	11/7/2007	5	2	7
OS	UG/KG	FMC 14	8004-24	NM	10/30/2007	11/5/2007	11/8/2007	6	3	9
OS	UG/KG	FMC 13	8004-23	NM	10/30/2007	11/5/2007	11/8/2007	6	3	9
OS	UG/KG	FMC 12	8004-22	NM	10/30/2007	11/5/2007	11/8/2007	6	3	9
OS	UG/KG	FMC 11	8004-21	NM	10/30/2007	11/5/2007	11/8/2007	6	3	9
OS	UG/KG	FMC 23	8004-11	NM	10/31/2007	11/7/2007	11/8/2007	7	1	8

TestAmerica

THE LEADER IN ENVIRONMENTAL TESTING

ANALYTICAL REPORT

PROJECT NO. MARTIN STATE

Martin State Airport, MD

Lot #: C7K020180

Amy Thomson

Tetra Tech NUS Inc
Foster Plaza 7
661 Anderson Drive
Pittsburgh, PA 15220-2745

TESTAMERICA LABORATORIES, INC.

Veronica Bortot
Project Manager

December 6, 2007

NELAC REPORTING:

The format and content of the attached report meets NELAC standards and guidelines except as noted in the narrative. The table below presents a summary of the certifications held by TestAmerica Pittsburgh. Our primary accreditation authority for the Non-potable water and Solid & Hazardous waste programs is Pennsylvania DEP. A more detailed parameter list is available upon request. Please ask your project manager for this information when required.

Certifying State/Program	Certificate #	Program Types	TestAmerica
NFESC	NA	NAVY	X
USACE	NA	Corps of Engineers	X
US Dept of Agriculture	(#S-46425)	Foreign Soil Import Permit	X
Arkansas	(#03-022-1)	WW	X
		HW	X
California – nelac	04224CA	WW	X
		HW	X
Connecticut	(#PH-0688)	WW	X
		HW	X
Florida – nelac	(#E87660)	WW	X
		HW	X
Illinois – nelac	(#200005)	WW	X
		HW	X
Kansas – nelac	(#E-10350)	WW	X
		HW	X
Louisiana – nelac	(#93200)	WW	X
		HW	X
New Hampshire – nelac	(#203002)	WW	X
		--	--
New Jersey – nelac	(PA-005)	WW	X
		HW	X
New York – nelac	(#11182)	WW	X
		HW	X
North Carolina	(#434)	WW	X
		HW	X
Pennsylvania - nelac	(#02-00416)	WW	X
		HW	X
South Carolina	(#89014001)	WW	X
		HW	X
Utah – nelac	(STLP)	WW	X
		HW	X
West Virginia	(#142)	WW	X
		HW	X
Wisconsin	998027800	WW	X
		HW	X

The codes utilized for program types are described below:

HW Hazardous Waste certification
WW Non-potable Water and/or Wastewater certification
X Laboratory has some form of certification under the specific program. Many states certify laboratories for specific parameters or tests within a category. The information in the table indicates the lab is certified in a general category of testing. Please contact the laboratory if parameter specific certification information is required.

Updated: 10/10/07

CASE NARRATIVE
TETRA TECH NUS, INC.
Martin State Airport

Lot #: C7K020180

The following report contains the analytical results for samples submitted to TestAmerica Pittsburgh by Tetra Tech NUS, INC. The samples were received November 2, 2007 according to documented sample acceptance procedures.

TestAmerica Pittsburgh utilizes only USEPA approved methods and instrumentation in all analytical work. The samples presented in this report were analyzed for the parameters listed on the method reference page in accordance with the methods indicated.

Sample Receiving:
The lot closed on November 2, 2007.

If project specific QC was not required for samples contained in this report, when batch QC was completed on these samples, anomalous results will be discussed below.

GC/MS Volatiles:
All non-CCC compounds that have >15% RSD were evaluated to see if a better curve could be drawn using a quadratic curve. All compounds <30% RSD will use an average response factor curve if no visible improvement is accomplished using a quadratic curve. A quadratic curve will be used for a compound where it is determined to be the "best-fit" evaluation.

The following compounds had the %D > 25% in the calibration verification standardCC6111007; but were within the expected performance range for these compounds: 2-Butanone 28.1% and Acetone 37.3%.

The method blank for batch 7314148 had methylene chloride detected below the reporting limit but above the MDL. The result was flagged with a "J" qualifier. Any sample associated with this blank that had methylene chloride detected had the result flagged with a "B" qualifier.

The LCS associated with batch 7314148 had acetone and acetone recover high and outside of criteria. All control compounds recovered within limits.

GC/MS Semivolatiles:
The following compounds associated with ICAL S111307LL827071used a quadratic curve which had a correlation coefficient of R^2 = .990 or R = .995 or were accepted with the client and/or QA approval: 2,4,5-Trichlorophenol, 2,4,6-Tribromophenol, 2,4-Dinitrophenol, 2,4-Dinitrotoluene, 2,6-Dinitrotoluene, 2-Nitroaniline, 2-Nitrophenol, 3,3-Dichlorobenzidine, 3-Nitroaniline, 4,6-Dinitro-2-methylphenol, 4-Nitroaniline, 4-Nitrophenol, Benzaldehyde, bis(2-Ethylhexyl) phthalate, Butyl benzyl phthalate, Caprolactam, Di-n-octyl phthalate and Pentachlorophenol.

GC/MS Semivolatiles(cont.):
All non-CCC compounds that have >15% RSD were evaluated to see if a better curve could be drawn using a quadratic curve. All compounds <30% RSD will use an average response factor curve if no visible improvement is accomplished using a quadratic curve. A quadratic curve will be used for a compound where it is determined to be the "best-fit" evaluation.

The following compounds had the %D > 25% in the calibration verification standard F11280C2; but were within the expected performance range for these compounds: Hexachlorocyclopentadiene 25.2%, 2,4-Dinitrophenol 31.9%, 4-Nitroaniline 25.4% and 4,6-Dinitro-2-methylphenol 27.8%.

The following compound had the %D > 25% in the calibration verification standard S112307CCC; but was within the expected performance range for this compound: 2,4-Dinitrophenol 32.7%.

The following compound had the %D > 25% in the calibration verification standard S112707CCC; but was within the expected performance range for this compound: 2,4-Dinitrophenol 31.7%.

Due to the concentration of target compounds detected and/or matrix effect, several samples were analyzed at a dilution. Matrix effect was evident in the chromatogram.

The method blank for batch 7313027 had diethyl phthalate detected below the reporting limit but above the MDL. The result was flagged with a "J" qualifier. Any sample associated with this blank that had diethyl phthalate detected had the result flagged with a "B" qualifier.

The MS and/or MSD associated with sample FMC-15 had hexachlorocyclopentadiene and hexachloroethane recover low and outside of criteria. Acceptable LCS data demonstrates that the analytical system was operating in control; this condition is most likely due to a matrix effect.

PCBs:
There were no problems associated with the analysis.

Metals:
The method blanks had analytes detected at concentrations between the MDL and the reporting limit. The results were flagged with a "B" qualifier. Any sample associated with a method blank that had the same analyte detected had the result flagged with a "J" qualifier.

Metals cont.
For FMC-24 matrix spike and matrix spike duplicate, lead recoveries were not calculated due to the concentration of analyte in the sample being >4 times the concentration of spike added.

For FMC-24 matrix spike and matrix spike duplicate, antimony recoveries were below the control limits.

For FMC-20 matrix spike and matrix spike duplicate, lead recoveries were not calculated due to the concentration of analyte in the sample being >4 times the concentration of spike added.

For FMC-20 matrix spike and matrix spike duplicate, antimony and selenium recoveries were below the control limits.

For FMC-20 matrix spike duplicate, zinc recovery was below the control limits.

General Chemistry:
TestAmerica, Knoxville, TN analyzed the perchlorate.

Organotins:
TestAmerica, Tacoma, WA analyzed the organotins.

METHODS SUMMARY

C7K020180

PARAMETER	ANALYTICAL METHOD	PREPARATION METHOD
Hexavalent Chromium	SW846 7196A	SW846 3060A
ICP-MS (6020)	SW846 6020	SW846 3050B
Mercury in Solid Waste (Manual Cold-Vapor)	SW846 7471A	SW846 7471A
Perchlorate	EPA-DW1 314.0	EPA 314.0
PCBs by SW-846 8082	SW846 8082	SW846 3541
Semivolatile Organics GCMS BNA 8270C	SW846 8270C	
Total Residue as Percent Solids	MCAWW 160.3 MOD	MCAWW 160.3 MOD
Volatile Organics by GC/MS	SW846 8260B	SW846 5030B/826

References:

EPA-DW1 "METHODS FOR THE DETERMINATION OF ORGANIC AND INORGANIC COMPOUNDS IN DRINKING WATER," VOLUME 1, EPA 815-R-00-014.

MCAWW "Methods for Chemical Analysis of Water and Wastes", EPA-600/4-79-020, March 1983 and subsequent revisions.

SW846 "Test Methods for Evaluating Solid Waste, Physical/Chemical Methods", Third Edition, November 1986 and its updates.

SAMPLE SUMMARY

C7K020180

WO #	SAMPLE#	CLIENT SAMPLE ID	SAMPLED DATE	SAMP TIME
KAEM3	001	FMC-24	10/30/07	13:50
KAERC	002	FMC-9	10/30/07	15:30
KAERF	003	FMC-10	10/30/07	14:45
KAERJ	004	FMC-11	10/30/07	14:20
KAERM	005	FMC-12	10/30/07	16:30
KAERT	006	FMC-13	10/30/07	16:30
KAER0	007	FMC-14	10/30/07	17:15
KAETX	008	FMC-15	10/31/07	09:45
KAET3	009	FMC-16	10/31/07	10:05
KAET7	010	FMC-17	10/31/07	10:20
KAEVC	011	FMC-18	10/31/07	10:50
KAEVF	012	FMC-19	10/31/07	10:55
KAEVN	013	FMC-20	10/31/07	11:10
KAEV0	014	FMC-21	10/31/07	13:30
KAEV3	015	FMC-22	10/31/07	13:50
KAEV9	016	FMC-23	10/31/07	13:55
KAEWD	017	FMC-3	10/31/07	14:35
KAEWN	018	FMC-4	10/31/07	14:50
KAEWQ	019	FMC-5	10/31/07	15:15
KAEWX	020	FMC-6	10/31/07	15:50
KAEW1	021	FMC-7	10/31/07	16:10
KAEW5	022	FMC-8	10/31/07	16:20
KAEW9	023	FMC-25	10/31/07	10:25
KAEXG	024	FMC-26	10/31/07	10:05
KAEXM	025	Trip_Blank#3	10/31/07	10:05
KAEXT	026	Trip_Blank#4	10/31/07	10:05

NOTE(S):

- The analytical results of the samples listed above are presented on the following pages.
- All calculations are performed before rounding to avoid round-off errors in calculated results.
- Results noted as "ND" were not detected at or above the stated limit.
- This report must not be reproduced, except in full, without the written approval of the laboratory.
- Results for the following parameters are never reported on a dry weight basis: color, corrosivity, density, flashpoint, ignitability, layers, odor, paint filter test, pH, porosity pressure, reactivity, redox potential, specific gravity, spot tests, solids, solubility, temperature, viscosity, and weight.

C7K020180

Chain of Custody Record

SEVERN TRENT **STL**

Severn Trent Laboratories, Inc.

STL-4124 (0901)

Client: Tetra Tech NUS	Project Manager: Mike Martin	Date: 11/1/07	Chain of Custody Number: 322462
Address: 20251 Century Blvd Ste 200	Telephone Number (Area Code)/Fax Number: 301 528 3022	Lab Number	Page 1 of 1
City: Germantown / State: MD / Zip Code: 20874	Site Contact: T Agamwage	Lab Contact: B Hall	
Project Name and Location (State): Martin State Airport MD Frog Mortar Creek	Carrier/Waybill Number:		
Contract/Purchase Order/Quote No.: 1800157 2-1			

Sample I.D. No. and Description (Containers for each sample may be combined on one line)	Date	Time	Matrix: Air	Aqueous	Sed.	Soil	Containers & Preservatives: Unpres.	H2SO4	HNO3	HCl	NaOH	ZnAc/NaOH	Analysis: SVOC PCB Metal	Volatiles	Perchlorate	Organotin	PCBs	LL SVOCs	LVOCs	Total Metal	Dissolved Metal	Special Instructions/ Conditions of Receipt
FMC 25	11/1/07				X		X						X	X	X	X						
FMC 25	" "			X			X		X	X							X	X	X	X	X	
FMC 26	" "				X		X						X	X	X	X						
FMC 26	" "			X			X		X	X							X	X	X	X	X	

Possible Hazard Identification

☐ Non-Hazard ☐ Flammable ☐ Skin Irritant ☐ Poison B ☑ Unknown

Sample Disposal

☐ Return To Client ☑ Disposal By Lab ☐ Archive For _____ Months (A fee may be assessed if samples are retained longer than 1 month)

Turn Around Time Required

☐ 24 Hours ☐ 48 Hours ☐ 7 Days ☒ 14 Days ☐ 21 Days ☐ Other _____

QC Requirements (Specify)

1. Relinquished By: Kate Samuels	Date: 11-01-07	Time: 1550	1. Received By: Paul Booth
2. Relinquished By:	Date: 11-1-07	Time: 1830	2. Received By: Vbarbot
3. Relinquished By:	Date:	Time:	3. Received By:

1. Received By: Paul Booth	Date: 11-1-07	Time: 1600	
2. Received By: Vbarbot	Date: 11/2/07	Time: 920	
3. Received By:	Date:	Time:	

Comments

DISTRIBUTION: WHITE - Returned to Client with Report; CANARY - Stays with the Sample; PINK - Field Copy

8

(1 - 567)

C7K020180

Chain of Custody Record

SEVERN TRENT **STL**

Severn Trent Laboratories, Inc.

STL-4124 (0901)

Client: Tetra Tech NUS	Project Manager: Mike Martin	Date: 10/31/07	Chain of Custody Number: 322460
Address: 20251 Century Blvd Ste 200	Telephone Number (Area Code)/Fax Number: 301 528 3022	Lab Number:	Page 1 of 2
City: Germantown / State: MD / Zip Code: 20874	Site Contact: Aparnavage	Lab Contact: B Hall	
Project Name and Location (State): Martin State Airport MD Frog Monitoring	Carrier/Waybill Number:		
Contract/Purchase Order/Quote No.: 1800L572-1			

Sample I.D. No. and Description (Containers for each sample may be combined on one line)	Date	Time	Matrix: Air	Aqueous	Sed.	Soil	Containers & Preservatives: Unpres.	H_2SO_4	HNO_3	HCl	NaOH	ZnAc/NaOH	Analysis: Semi VOCs	Volatiles	Perchlorate	Organotin	PCBs	Lt Semi VOCs	Lt VOCs	Total Metals	Dissolved Metals
FMC 15	10/31/07				X		X						X	X	X	X					
FMC 16	10/31/07				X		X						X	X	X	X					
FMC 16				X			X		X	X							X	X	X	X	X
FMC 17					X		X						X	X	X	X					
FMC 18					X								X	X	X	X					
FMC 18				X			X		X	X							X	X	X	X	X
FMC 19					X		X						X	X	X	X					
FMC 20					X		X						X	X	X	X					
FMC 20				X			X		X	X							X	X	X	X	X
FMC 21					X		X						X	X	X	X					
FMC 22					X		X						X	X	X	X					
FMC 22	V			X			X		X	X							X	X	X	X	X

Special Instructions/ Conditions of Receipt

Possible Hazard Identification

☐ Non-Hazard ☐ Flammable ☐ Skin Irritant ☐ Poison B ☒ Unknown

Sample Disposal

☐ Return To Client ☒ Disposal By Lab ☐ Archive For _____ Months (A fee may be assessed if samples are retained longer than 1 month)

Turn Around Time Required

☐ 24 Hours ☐ 48 Hours ☐ 7 Days ☒ 14 Days ☐ 21 Days ☐ Other _____

QC Requirements (Specify)

1. Relinquished By	Date: 11-01-07	Time: 1550	1. Received By: Date: 11-01-07 Time: 1600
2. Relinquished By	Date: 11-1-07	Time: 18:30	2. Received By: Date: 11/2/07 Time: 9:20
3. Relinquished By	Date:	Time:	3. Received By: Date: Time:

Comments

DISTRIBUTION: WHITE - Returned to Client with Report; CANARY - Stays with the Sample; PINK - Field Copy

9

(1 - 567)

C7K020180

Chain of Custody Record

SEVERN TRENT **STL**

Severn Trent Laboratories, Inc.

STL-4124 (0901)

Client: Tetra Tech WDS	Project Manager: Mike Martin	Date: 10/31/07	Chain of Custody Number: 322461
Address: 20251 Century Blvd Ste 200	Telephone Number (Area Code)/Fax Number: 301 528 3922	Lab Number:	Page 2 of 2
City: Germantown	State: MD	Zip Code: 20874	Site Contact: T Arunavage	Lab Contact: B Hall
Project Name and Location (State): Martin State Airport MD Frog Mortar Creek	Carrier/Waybill Number:	
Contract/Purchase Order/Quote No.: 1800 1572-1		

Sample I.D. No. and Description (Containers for each sample may be combined on one line)	Date	Time	Matrix: Air	Aqueous	Sed.	Soil	Containers & Preservatives: Unpres.	H2SO4	HNO3	HCl	NaOH	ZnAc/NaOH	Analysis: Stoc PCB Metal	Volatiles	Pesticide	Herbicide	PCBs	Lab Spec	Total Metal	Dissolved Metal
FMC 23	10/31/07				X		X						X	X	X	X				
FMC 3	" "				X		X						X	X	X	X				
FMC 3 EMS	" "			X			X		X	X							X	X	X	X	X
FMC 4	" "				X		X						X	X	X	X				
FMC 5	" "				X		X						X	X	X	X				
FMC 5	" "			X			X		X	X							X	X	X	X	X
FMC 6	" "				X		X						X	X	X	X				
FMC 7	" "				X		X						X	X	X	X				
FMC 7	" "			X			X		X	X							X	X	X	X	X
FMC 8	" "				X		X						X	X	X	X				

Special Instructions/ Conditions of Receipt

Possible Hazard Identification

☐ Non-Hazard ☐ Flammable ☐ Skin Irritant ☐ Poison B ☒ Unknown

Sample Disposal

☐ Return To Client ☒ Disposal By Lab ☐ Archive For _____ Months (A fee may be assessed if samples are retained longer than 1 month)

Turn Around Time Required

☐ 24 Hours ☐ 48 Hours ☐ 7 Days ☒ 14 Days ☐ 21 Days ☐ Other _____

QC Requirements (Specify)

		Date	Time
1. Relinquished By		11-01-07	1550
2. Relinquished By		11-1-07	[illegible]
3. Relinquished By			
1. Received By		11-01-07	1600
2. Received By		11/2/07	9:20
3. Received By			

Comments

DISTRIBUTION: WHITE - Returned to Client with Report: CANARY - Stays with the Sample; PINK - Field Copy

10

(1 - 567)

C7K020180

Chain of Custody Record

STL-4124 (0901)

SEVERN TRENT **STL**

Severn Trent Laboratories, Inc.

Client: TetraTech NUS	Project Manager: Mike Martin	Date: 10/30/07	Chain of Custody Number: 322454
Address: 20251 Century Blvd ste 200	Telephone Number (Area Code)/Fax Number: 301 528 3022	Lab Number:	Page 1 of 6
City: Germantown / State: MD / Zip Code: 20874	Site Contact: Tony Appanavage	Lab Contact: Barb Hall	
Project Name and Location (State): Martin St Airport, MD (Frog Mortar Creek - FMC)	Carrier/Waybill Number:		
Contract/Purchase Order/Quote No: 18001572-1			

Sample I.D. No. and Description (Containers for each sample may be combined on one line)	Date	Time	Matrix: Air	Aqueous	Sed.	Soil	Containers & Preservatives: Unpres.	H_2SO_4	HNO_3	HCl	NaOH	ZnAc/NaOH	Analysis (Attach list if more space is needed): Svoc, PCB, Metals	Volatiles	Pesticides	Organotins	Special Instructions/ Conditions of Receipt
~~FCM 24~~ FMC 24	10/30/07				X		X						X				
~~FCM 24~~ FMC 24	10/30/07				X		X							X			4-4oz jars
~~FCM 24~~ FMC 24	10/30/07				X		X								X		
~~FCM 24~~ FMC 24	10/30/07				X		X									X	
~~FCM 9~~ FMC 9	10/30/07				X		X						X				
~~FCM 9~~ FMC 9	10/30/07				X		X							X			4-4oz jars
~~FCM 9~~ FMC 9	10/30/07				X		X								X		
~~FCM 9~~ FMC 9	10/30/07				X		X									X	
~~FCM 10~~ FMC 10	10/30/07				X		X						X				
~~FCM 10~~ FMC 10	10/30/07				X		X							X			4-4oz jars
~~FCM 10~~ FMC 10	10/30/07				X		X								X		
~~FCM 10~~ FMC 10	10/30/07				X		X									X	

Possible Hazard Identification

☐ Non-Hazard ☐ Flammable ☐ Skin Irritant ☐ Poison B ☒ Unknown

Sample Disposal: ☐ Return To Client ☒ Disposal By Lab ☐ Archive For _____ Months (A fee may be assessed if samples are retained longer than 1 month)

Turn Around Time Required: ☐ 24 Hours ☐ 48 Hours ☐ 7 Days ☒ ~~14~~ Days ☐ 21 Days ☐ Other _____

QC Requirements (Specify)

1. Relinquished By: Kurt Samuels	Date: 11-01-07	Time: 1350	1. Received By:	Date: 11-01-07	Time: 1600
2. Relinquished By:	Date: 11-1-07	Time: 19:30	2. Received By:	Date: 11/2/07	Time: 09:20
3. Relinquished By:	Date:	Time:	3. Received By:	Date:	Time:

Comments

DISTRIBUTION: WHITE - Returned to Client with Report; CANARY - Stays with the Sample; PINK - Field Copy

11

(11 - 567)

C7K020180

Chain of Custody Record

SEVERN TRENT **STL**

Severn Trent Laboratories, Inc.

STL-4124 (0901)

Client: Tetra Tech WWS	Project Manager: Mike Martin	Date: 10/30/07	Chain of Custody Number: 322455
Address: 20251 Century Blvd Ste 200	Telephone Number (Area Code)/Fax Number: 301 528 3022	Lab Number:	Page 2 of 6
City: Germantown / State: MD / Zip Code: 20874	Site Contact: T. Apanavage	Lab Contact: B Hall	
Project Name and Location (State): Martin State Airport, MD Frog Mortar Creek	Carrier/Waybill Number:		
Contract/Purchase Order/Quote No.: 1800157Z-1			

Sample I.D. No. and Description (Containers for each sample may be combined on one line)	Date	Time	Matrix: Air	Aqueous	Sed.	Soil	Containers & Preservatives: Unpres.	H2SO4	HNO3	HCl	NaOH	ZnAc/NaOH	Analysis: Semi Metal PAH	Volatiles	Perchlorate	Organotin	Special Instructions/ Conditions of Receipt
~~FCM-11~~ FMC 11	10/30/07				X								X				4-4oz jars
~~FCM-11~~ FMC 11	10/30/07				X									X			
~~FCM-11~~ FMC 11	10/30/07				X										X		
~~FCM-11~~ FMC 11					X											X	
~~FCM-12~~ FMC 12					X								X				4-4oz jars
~~FCM-12~~ FMC 12					X									X			
~~FCM-12~~ FMC 12					X										X		
~~FCM-12~~ FMC 12					X											X	
~~FCM-13~~ FMC 13					X								X				4-4oz jars
~~FCM-13~~ FMC 13					X									X			
~~FCM-13~~ FMC 13					X										X		
~~FCM-13~~ FMC 13					X											X	

Possible Hazard Identification

☐ Non-Hazard ☐ Flammable ☐ Skin Irritant ☐ Poison B ☒ Unknown

Sample Disposal: ☐ Return To Client ☒ Disposal By Lab ☐ Archive For _____ Months (A fee may be assessed if samples are retained longer than 1 month)

Turn Around Time Required

☐ 24 Hours ☐ 48 Hours ☐ 7 Days ☒ 14 Days ☐ 21 Days ☐ Other _____

QC Requirements (Specify)

1. Relinquished By: Rick Mussler	Date: 11-01-07	Time: 1550	1. Received By:	Date: 11-01-07	Time: 1600
2. Relinquished By:	Date: 11-1-07	Time: 16:30	2. Received By: V Bontot	Date: 11/2/07	Time: 9.20
3. Relinquished By:	Date:	Time:	3. Received By:	Date:	Time:

Comments

DISTRIBUTION: WHITE - Returned to Client with Report; CANARY - Stays with the Sample; PINK - Field Copy

12

(1 - 567)

C7K020180

Chain of Custody Record

SEVERN TRENT **STL**

Severn Trent Laboratories, Inc.

STL-4124 (0901)

Client: Tetra Tech WVS	Project Manager: Mike Martin	Date: 10/30/07	Chain of Custody Number: 322456
Address: 20251 Century Blvd Ste 200	Telephone Number (Area Code)/Fax Number: 301 528 3022	Lab Number:	Page 3 of 6
City: Germantown / State: MD / Zip Code: 20874	Site Contact: T Hanauer	Lab Contact: B Hall	
Project Name and Location (State): Martin State Airport MD / Troy Marker Creek	Carrier/Waybill Number:		
Contract/Purchase Order/Quote No.: 18001572-1			

Sample I.D. No. and Description (Containers for each sample may be combined on one line)	Date	Time	Matrix: Air	Aqueous	Sed.	Soil	Containers & Preservatives: Unpres.	H2SO4	HNO3	HCl	NaOH	ZnAc/ NaOH	Analysis: Semi Metal PCB	Volatiles	Perchlorate	Organotin	PCBs	LL SVOCs	LL VOCs	Total Metals	Dissolved Metals	Special Instructions/ Conditions of Receipt
~~FCM 14~~ FMC 14	10/30/07				X								X									4-4oz jars
~~FCM 14~~ FMC 14														X								
~~FCM 14~~ FMC 14															X							
~~FCM 14~~ FMC 14					X											X						
~~FCM 24~~ FMC 24				X			X										X					
~~FCM 24~~ FMC 24							X											X				
~~FCM 24~~ FMC 24										X									X			
~~FCM 24~~ FMC 24									X											X		
~~FCM 24~~ FMC 24									X												X	

Possible Hazard Identification
☐ Non-Hazard ☐ Flammable ☐ Skin Irritant ☐ Poison B ☒ Unknown

Sample Disposal
☐ Return To Client ☒ Disposal By Lab ☐ Archive For _____ Months (A fee may be assessed if samples are retained longer than 1 month)

Turn Around Time Required
☐ 24 Hours ☐ 48 Hours ☐ 7 Days ☒ 14 Days ☐ 21 Days ☐ Other _____

QC Requirements (Specify)

1. Relinquished By: Kirk Samuels	Date: 11-01-07	Time: 1550	1. Received By:	Date: 11/01/07	Time: 1600
2. Relinquished By:	Date: 11-1-07	Time: 18:30	2. Received By:	Date: 11/2/07	Time: 9:20
3. Relinquished By:	Date:	Time:	3. Received By:	Date:	Time:

Comments

DISTRIBUTION: WHITE - Returned to Client with Report; CANARY - Stays with the Sample; PINK - Field Copy

(1 - 567)

C7K020180

Chain of Custody Record

STL-4124 (0901)

SEVERN TRENT **STL**

Severn Trent Laboratories, Inc.

Client: Tetra Tech WUS	Project Manager: Mike Martin	Date: 10/30/07	Chain of Custody Number: 322457
Address: 20251 Century Blvd Ste 200	Telephone Number (Area Code)/Fax Number: 301 528 3022	Lab Number:	Page 4 of 6
City: Germantown; State: MD; Zip Code: 20874	Site Contact: T Apanavage; Lab Contact: B Hall		
Project Name and Location (State): Martin State Airport MD Frog Mortar creek	Carrier/Waybill Number:		
Contract/Purchase Order/Quote No.: 18001572-1			

Sample I.D. No. and Description (Containers for each sample may be combined on one line)	Date	Time	Matrix: Air	Matrix: Aqueous	Matrix: Sed.	Matrix: Soil	Containers & Preservatives: Unpres.	H2SO4	HNO3	HCl	NaOH	ZnAc/NaOH	Analysis (Attach list if more space is needed): PCBs	LL SVOCs	LL VOCs	Total Metal	Dissolved Metal	Special Instructions/ Conditions of Receipt
CMS ~~FCM 9~~ FMC 9	10/30/07			X			X						X					
~~FCM 9~~ FMC 9							X							X				
~~FCM 9~~ FMC 9										X					X			
~~FCM 9~~ FMC 9									X							X		
~~FCM 9~~ FMC 9									X								X	
~~FCM 10~~ FMC 10							X						X					
~~FCM 10~~ FMC 10							X							X				
~~FCM 10~~ FMC 10										X					X			
~~FCM 10~~ FMC 10									X							X		
CMS ~~FCM 10~~ FMC 10									X								X	

Possible Hazard Identification: ☐ Non-Hazard ☐ Flammable ☐ Skin Irritant ☐ Poison B ☒ Unknown

Sample Disposal: ☐ Return To Client ☒ Disposal By Lab ☐ Archive For _____ Months (A fee may be assessed if samples are retained longer than 1 month)

Turn Around Time Required: ☐ 24 Hours ☐ 48 Hours ☐ 7 Days ☒ 14 Days ☐ 21 Days ☐ Other _____

QC Requirements (Specify)

	Date	Time		Date	Time
1. Relinquished By: [signature]	11-01-07	1550	1. Received By: [signature]	11-01-07	1600
2. Relinquished By: [signature]	11-1-07	18:30	2. Received By: V Bortot	11/2/07	09:20
3. Relinquished By:			3. Received By:		

Comments

DISTRIBUTION: WHITE - Returned to Client with Report; CANARY - Stays with the Sample; PINK - Field Copy

C7K020180

Chain of Custody Record

SEVERN TRENT **STL**

Severn Trent Laboratories, Inc.

STL-4124 (0901)

Client: Tetra Tech WSS	Project Manager: Mike Martin	Date: 10/30/07	Chain of Custody Number: 322458
Address: 20251 Century Blvd Ste 200	Telephone Number (Area Code)/Fax Number: 301 528 3022	Lab Number:	Page 5 of 6
City: Germantown / State: MD / Zip Code: 20874	Site Contact: T Flanagan	Lab Contact: B Hall	
Project Name and Location (State): Martin St Airport MD Frog Mortar Ck	Carrier/Waybill Number:		
Contract/Purchase Order/Quote No.: 18001572-1			

Sample I.D. No. and Description (Containers for each sample may be combined on one line)	Date	Time	Matrix: Air	Aqueous	Sed.	Soil	Containers & Preservatives: Unpres.	H2SO4	HNO3	HCl	NaOH	ZnAc/NaOH	Analysis: PCBs	LL SVOCs	LL VOCs	Total Metals	Dissolved Metals	Special Instructions/ Conditions of Receipt
~~FCM 11~~ FMC 11	10/30/07			X			X						X					
~~FCM 11~~ FMC 11							X							X				
~~FCM 11~~ FMC 11										X					X			
~~FCM 11~~ FMC 11									X							X		
~~FCM 11~~ FMC 11									X								X	
~~FCM 12~~ FMC 12							X						X					
~~FCM 12~~ FMC 12							X							X				
~~FCM~~ FMC 12										X					X			
FMC 12									X							X		
FMC 12									X								X	

Possible Hazard Identification: ☐ Non-Hazard ☐ Flammable ☐ Skin Irritant ☐ Poison B ☒ Unknown	Sample Disposal: ☐ Return To Client ☒ Disposal By Lab ☐ Archive For ____ Months (A fee may be assessed if samples are retained longer than 1 month)		
Turn Around Time Required: ☐ 24 Hours ☐ 48 Hours ☐ 7 Days ☒ 14 Days ☐ 21 Days ☐ Other	QC Requirements (Specify)		
1. Relinquished By: Rick Samuel	Date: 11-01-07 Time: 1550	1. Received By:	Date: 11-01-07 Time: 1600
2. Relinquished By:	Date: 11-1-07 Time: 18:30	2. Received By: V Bostot	Date: 11/2/07 Time: 09:20
3. Relinquished By:	Date: Time:	3. Received By:	Date: Time:
Comments			

DISTRIBUTION: WHITE - Returned to Client with Report; CANARY - Stays with the Sample; PINK - Field Copy

(1 - 567)

[redacted]

Chain of Custody Record

STL-4124 (0901)

SEVERN TRENT **STL**

Severn Trent Laboratories, Inc.

Client: TetraTech NUS	Project Manager: Mike Martin	Date: 10/30/07	Chain of Custody Number: 322459
Address: 20251 Century Blvd Ste 200	Telephone Number (Area Code)/Fax Number: 301 528 3022	Lab Number:	Page 6 of 6
City: Germantown; State: MD; Zip Code: 20874	Site Contact: T Apanavage; Lab Contact: B Hall		
Project Name and Location (State): Martin State Airport MD Troy Martin Ck	Carrier/Waybill Number:		
Contract/Purchase Order/Quote No.: 18001572-1			

Sample I.D. No. and Description (Containers for each sample may be combined on one line)	Date	Time	Matrix: Air	Aqueous	Sed.	Soil	Containers & Preservatives: Unpres.	H2SO4	HNO3	HCl	NaOH	ZnAc/NaOH	Analysis (Attach list if more space is needed): PCBs	LL SVOCs	LL VOCs	Total Metals	Dissolved Metals	Special Instructions/ Conditions of Receipt
FMC 13	10/30/07			X			X						X					
FMC 13	↓						X							X				
FMC 13	↓									X					X			
FMC 13	↓								X							X		
FMC 13	↓								X								X	

Possible Hazard Identification: ☐ Non-Hazard ☐ Flammable ☐ Skin Irritant ☐ Poison B ☒ Unknown

Sample Disposal: ☐ Return To Client ☒ Disposal By Lab ☐ Archive For _____ Months (A fee may be assessed if samples are retained longer than 1 month)

Turn Around Time Required: ☐ 24 Hours ☐ 48 Hours ☐ 7 Days ☒ 14 Days ☐ 21 Days ☐ Other _____

QC Requirements (Specify)

	Date	Time		Date	Time
1. Relinquished By: [signature]	11-01-07	1550	1. Received By: [signature]	11-01-07	1600
2. Relinquished By: [signature]	11-1-07	18:30	2. Received By: [signature]	11/2/07	09:20
3. Relinquished By:			3. Received By:		

Comments

DISTRIBUTION: WHITE - Returned to Client with Report; CANARY - Stays with the Sample; PINK - Field Copy

Cooler Receipt Form

STL Pittsburgh

Client: TTNUS Project: Martin St Airport Quote: 77040

Cooler Rec'd & Opened for Temp. Check on: 11/2/07

Coolers Opened and Unpacked on: 11/2/07 By: _____ (Signature)

STL Pittsburgh Lot Number: C7K020180

		Yes	No
1.	Were custody seals on the outside of the cooler?	✓	
	If YES, how many and where? Quantity 2 Location Front		
	Were signatures and date correct?	✓	
2.	Were custody papers included inside the cooler? not all coolers	✓	
3.	Were custody papers properly filled out (ink, signed, match labels)?	✓	
4.	Did you sign the custody papers in the appropriate place?	✓	
5.	Was shippers packing slip attached to this form?		✓
6.	Were packing materials used?	✓	
	If YES, what type? Bubble Bags		
7.	Were the samples chilled? (Record temperatures on reverse side.)	✓	
8.	Were the samples appropriately preserved?	NA	
9.	Were all bottles sealed in separate plastic bags?	✓	
10.	Did all bottles arrive in good condition (unbroken)?	✓	
11.	Were all bottle labels complete (sample ID, preservatives, etc.)?	✓	
12.	Did all bottle labels and/or tags agree with custody papers?	✓	
13.	Were correct bottles used for tests indicated?	✓	
14.	Were all VOA vials checked for the presence of air bubbles? T.B	✓	
15.	Was a sufficient amount of sample sent in each bottle?	✓	

16. Samples received by: (FEDEX) UPS CLIENT DROP-OFF OTHER DHL

Explain any discrepancies: _____

Level 2 Review _____

Was contacted on _____ by _____ to resolve discrepancies.

Cooler Receipt Form

STL Pittsburgh

P: Preserved

UP: Unpreserved

Sample ID	TMET PH<2	DMET PH<2	HG PH<2	NUT(1) PH<2	CN PH ≥12	OG TPHC PH<2	PHEN PH<2	SULF PH ≥12	TOC PH<2	TOX PH<2	VOA P/UP	hrdnss PH<2	Cl_2 RES		

(1) "NUT" could include sample bottles for ammonia, chemical oxygen demand, nitrate/nitrite, TKN, or total phosphorus

Comments: _____

Cooler Number	Temperature*	Thermometer
	3.1	#10
	3.0	
	2.9	
	2.4	
	2.8	
	3.1	
	2.5	

*Acceptable Temperature Range: 4°C ± 2°C

Sample	Lot Number**

**Please use an asterisk if bottle lot number was covered by the label

C7K020180

Chain of Custody Record

SEVERN TRENT **STL** C7K020180

Severn Trent Laboratories, Inc.

STL-4124 (0901)

Client: TetraTech NUS	Project Manager: Mike Martin	Date: 10/30/07	Chain of Custody Number: 322454
Address: 20251 Century Blvd Ste 200	Telephone Number (Area Code)/Fax Number: 301 528 3022	Lab Number:	Page 1 of 6
City: Germantown / State: MD / Zip Code: 20874	Site Contact: Tony Apparavage	Lab Contact: Barb Hall	
Project Name and Location (State): Martin State Airport, MD (Frog Mortar Creek - FMC)	Carrier/Waybill Number:		
Contract/Purchase Order/Quote No.: 1800572-1			

Sample I.D. No. and Description (Containers for each sample may be combined on one line)	Date	Time	Matrix: Air	Aqueous	Sed.	Soil	Containers & Preservatives: Unpres.	H2SO4	HNO3	HCl	NaOH	ZnAc/NaOH	Analysis: Svoc, B/N, Metal	Volatiles	Pesticides	Organotins	Special Instructions/ Conditions of Receipt
FCM 24 FMC 24	10/30/07				X		X						X				4-4oz jars
FCM 24 FMC 24	10/30/07				X		X							X			CUSTODY SEALS INTACT
FCM 24 FMC 24	10/30/07				X		X								X		RECEIVED AT 1°C
FCM 24 FMC 24	10/30/07				X		X									X	OKD 11-2-07
FCM 9 FMC 9	10/30/07				X		X						X				4-4oz jars
FCM 9 FMC 9	10/30/07				X		X							X			7977 92105 0564
FCM 9 FMC 9	10/30/07				X		X								X		
FCM 9 FMC 9	10/30/07				X		X									X	
FCM 10 FMC 10	10/30/07				X		X						X				4-4oz jars
FCM 10 FMC 10	10/30/07				X		X							X			
FCM 10 FMC 10	10/30/07				X		X								X		
FCM 10 FMC 10	10/30/07				X		X									X	

Possible Hazard Identification

☐ Non-Hazard ☐ Flammable ☐ Skin Irritant ☐ Poison B ☑ Unknown

Sample Disposal

☐ Return To Client ☒ Disposal By Lab ☐ Archive For _____ Months (A fee may be assessed if samples are retained longer than 1 month)

Turn Around Time Required

☐ 24 Hours ☐ 48 Hours ☐ 7 Days ☒ ~~14~~ Days ☐ 21 Days ☐ Other _____

QC Requirements (Specify)

1. Relinquished By: Kurt Samuels	Date: 11-01-07	Time: 1550	1. Received By:	Date: 11-01-07	Time: 1600
2. Relinquished By:	Date:	Time:	2. Received By:	Date: 11-2-07	Time: 09:30
3. Relinquished By:	Date:	Time:	3. Received By:	Date:	Time:

Comments

DISTRIBUTION: WHITE - Returned to Client with Report; CANARY - Stays with the Sample; PINK - Field Copy

C7K020180

Chain of Custody Record

SEVERN TRENT **STL**

Severn Trent Laboratories, Inc.

C7K020180

STL-4124 (0901)

Client: Tetra Tech NUS	Project Manager: Mike Martin	Date: 10/30/07	Chain of Custody Number: 322455
Address: 20251 Century Blvd Ste 200	Telephone Number (Area Code)/Fax Number: 301 528 3022	Lab Number:	Page 2 of 6
City: Germantown; State: MD; Zip Code: 20874	Site Contact: T. Apanavage; Lab Contact: B Hall		
Project Name and Location (State): Martin State Airport, MD Frog Mortar Creek	Carrier/Waybill Number:		
Contract/Purchase Order/Quote No.: 18001572-1			

Analysis (Attach list if more space is needed)

Sample I.D. No. and Description (Containers for each sample may be combined on one line)	Date	Time	Matrix: Air	Aqueous	Sed.	Soil	Containers & Preservatives: Unpres.	H2SO4	HNO3	HCl	NaOH	ZnAc/NaOH	Suso Metal PCB	Volatiles	Perchlorate	Organotin	Special Instructions/ Conditions of Receipt
~~FCM 11~~ FMC 11	10/30/07				X								X				4-4oz jars
~~FCM 11~~ FMC 11	10/30/07				X									X			
~~FCM 11~~ FMC 11	10/30/07				X										X		
~~FCM 11~~ FMC 11					X											X	
~~FCM 12~~ FMC 12					X								X				4-4oz jars
~~FCM 12~~ FMC 12					X									X			
~~FCM 12~~ FMC 12					X										X		
~~FCM 12~~ FMC 12					X											X	
~~FCM 13~~ FMC 13					X								X				4-4oz jars
~~FCM 13~~ FMC 13					X									X			
~~FCM 13~~ FMC 13					X										X		
~~FCM 13~~ FMC 13					X											X	

Possible Hazard Identification: ☐ Non-Hazard ☐ Flammable ☐ Skin Irritant ☐ Poison B ☒ Unknown

Sample Disposal: ☐ Return To Client ☒ Disposal By Lab ☐ Archive For _____ Months (A fee may be assessed if samples are retained longer than 1 month)

Turn Around Time Required: ☐ 24 Hours ☐ 48 Hours ☐ 7 Days ☒ 14 Days ☐ 21 Days ☐ Other _____

QC Requirements (Specify)

	Date	Time		Date	Time
1. Relinquished By: Rick [signature]	11-01-07	1550	1. Received By: [signature]	11-01-07	1600
2. Relinquished By:			2. Received By: Bryan Cannon	11-2-07	09:30
3. Relinquished By:			3. Received By:		

Comments

DISTRIBUTION: WHITE - Returned to Client with Report; CANARY - Stays with the Sample; PINK - Field Copy

C7K020180

Chain of Custody Record

SEVERN TRENT **STL**

Severn Trent Laboratories, Inc.

C7K020180

STL-4124 (0901)

Client: Tetra Tech WVS	Project Manager: Mike Martin	Date: 10/30/07	Chain of Custody Number: 322456
Address: 20251 Century Blvd Ste 200	Telephone Number (Area Code)/Fax Number: 301 528 3022	Lab Number:	Page 3 of 6
City: Germantown / State: MD / Zip Code: 20874	Site Contact: T Hanauge	Lab Contact: B Hall	
Project Name and Location (State): Martin State Airport MD / Troy Marker Creek	Carrier/Waybill Number:		
Contract/Purchase Order/Quote No.: 18001572-1			

Sample I.D. No. and Description (Containers for each sample may be combined on one line)	Date	Time	Matrix: Air	Aqueous	Sed.	Soil	Containers & Preservatives: Unpres.	H2SO4	HNO3	HCl	NaOH	ZnAc/ NaOH	Analysis: Semi metal PCB	Volatiles	Perchlorate	Organotin	PCBs	LL SVOCs	LL VOCs	Total Metal	Dissolved Metal	Special Instructions/ Conditions of Receipt
~~FCM 14~~ FMC 14	10/30/07				X								X									4-4oz jar
~~FCM 14~~ FMC 14														X								
~~FCM 14~~ FMC 14															X							
~~FCM 14~~ FMC 14					X											X						
~~FCM 24~~ FMC 24				X			X										X					
~~FCM 24~~ FMC 24							X											X				
~~FCM 24~~ FMC 24										X									X			
~~FCM 24~~ FMC 24									X											X		
~~FCM 24~~ FMC 24									X												X	
				X																		

Possible Hazard Identification

☐ Non-Hazard ☐ Flammable ☐ Skin Irritant ☐ Poison B ☒ Unknown

Sample Disposal

☐ Return To Client ☒ Disposal By Lab ☐ Archive For _____ Months (A fee may be assessed if samples are retained longer than 1 month)

Turn Around Time Required

☐ 24 Hours ☐ 48 Hours ☐ 7 Days ☒ 14 Days ☐ 21 Days ☐ Other _____

QC Requirements (Specify)

	Date	Time
1. Relinquished By: Kirk Samuels	11-01-07	1550
2. Relinquished By:		
3. Relinquished By:		

	Date	Time
1. Received By:	11-01-07	1600
2. Received By:	11-2-07	09:31
3. Received By:		

Comments

DISTRIBUTION: WHITE - Returned to Client with Report; CANARY - Stays with the Sample; PINK - Field Copy

C7K020180

Chain of Custody Record

SEVERN TRENT **STL**

Severn Trent Laboratories, Inc.

C7K020180

STL-4124 (0901)

Client: Tetra Tech NUS	Project Manager: Mike Martin	Date: 10/31/07	Chain of Custody Number: 322460
Address: 20251 Century Blvd Ste 200	Telephone Number (Area Code)/Fax Number: 301 528 3022	Lab Number:	Page 1 of 2
City: Germantown / State: MD / Zip Code: 20874	Site Contact: Hannaway	Lab Contact: B Hall	
Project Name and Location (State): Martin State Airport MD Frog Mortar Ck	Carrier/Waybill Number:		
Contract/Purchase Order/Quote No.: 1800L572-1			

Sample I.D. No. and Description (Containers for each sample may be combined on one line)	Date	Time	Matrix: Air	Aqueous	Sed.	Soil	Containers & Preservatives: Unpres.	H_2SO_4	HNO_3	HCl	NaOH	ZnAc/NaOH	Analysis: SVOCs PCB Metals	Volatiles	Perchlorate	Organotin	PCBs	LL SVOCs	LL VOCs	Total Metals	Dissolved Metals	Special Instructions/ Conditions of Receipt
FMC 15	10/31/07				X		X						X	X	X	X						
FMC 16	10/31/07				X		X						X	X	X	X						
FMC 16			X				X		X	X							X	X	X	X	X	
FMC 17					X		X						X	X	X	X						
FMC 18					X								X	X	X	X						
FMC 18			X				X		X	X			/				X	X	X	X	X	
FMC 19					X								X	X	X	X						
FMC 20					X		X						X	X	X	X						
FMC 20			X				X		X	X							X	X	X	X	X	
FMC 21					X		X						X	X	X	X						
FMC 22					X		X						X	X	X	X						
FMC 22			X				X		X	X							X	X	X	X	X	

Possible Hazard Identification

☐ Non-Hazard ☐ Flammable ☐ Skin Irritant ☐ Poison B ☒ Unknown

Sample Disposal

☐ Return To Client ☒ Disposal By Lab ☐ Archive For _____ Months (A fee may be assessed if samples are retained longer than 1 month)

Turn Around Time Required

☐ 24 Hours ☐ 48 Hours ☐ 7 Days ☒ 14 Days ☐ 21 Days ☐ Other _____

QC Requirements (Specify)

1. Relinquished By	Date: 11-01-07	Time: 1550	1. Received By	Date: 11-01-2007	Time: 1600
2. Relinquished By	Date:	Time:	2. Received By	Date: 11-2-07	Time: 0930
3. Relinquished By	Date:	Time:	3. Received By	Date:	Time:

Comments

DISTRIBUTION: WHITE - Returned to Client with Report; CANARY - Stays with the Sample; PINK - Field Copy

29

(1 - 567)

C7K020180

Chain of Custody Record

SEVERN TRENT **STL**

Severn Trent Laboratories, Inc.

C7K020180

STL-4124 (0901)

Client: Tetra Tech WDS	Project Manager: Mike Martin	Date: 10/31/07	Chain of Custody Number: 322461
Address: 20251 Century Blvd Ste 200	Telephone Number (Area Code)/Fax Number: 301 528 3922	Lab Number:	Page 2 of 2
City: Germantown / State: MD / Zip Code: 20874	Site Contact: T Hanavage	Lab Contact: B Hall	
Project Name and Location (State): Martin State Airport MD Frog Mortar Creek	Carrier/Waybill Number:		
Contract/Purchase Order/Quote No.: 1800 1572-1			

Sample I.D. No. and Description (Containers for each sample may be combined on one line)	Date	Time	Matrix: Air	Aqueous	Sed.	Soil	Containers & Preservatives: Unpres.	H2SO4	HNO3	HCl	NaOH	ZnAc/NaOH	Analysis: Stoc PCB Metal	Volatiles	Pesticide	Organotin	PCBs	Phenolics	Lead	Total Metal	Dissolved Metal	Special Instructions/ Conditions of Receipt
FMC 23	10/31/07				X		X						X	X	X	X						
FMC 3	" "				X		X						X	X	X	X						
FMC 3 DUP	" "			X			X		X	X							X	X	X	X	X	
FMC 4	" "				X		X						X	X	X	X						
FMC 5	" "				X		X						X	X	X	X						
FMC 5	" "			X			X		X	X							X	X	X	X	X	
FMC 6	" "				X		X						X	X	X	X						
FMC 7	" "				X		X						X	X	X	X						
FMC 7	" "			X			X		X	X							X	X	X	X	X	
FMC 8	" "				X		X						X	X	X	X						

Possible Hazard Identification

☐ Non-Hazard ☐ Flammable ☐ Skin Irritant ☐ Poison B ☒ Unknown

Sample Disposal

☐ Return To Client ☒ Disposal By Lab ☐ Archive For _____ Months (A fee may be assessed if samples are retained longer than 1 month)

Turn Around Time Required

☐ 24 Hours ☐ 48 Hours ☐ 7 Days ☒ 14 Days ☐ 21 Days ☐ Other _____

QC Requirements (Specify)

1. Relinquished By: Kurt Semmler	Date: 11-01-07	Time: 1550	1. Received By:	Date: 11-01-07	Time: 1600
2. Relinquished By:	Date:	Time:	2. Received By: Dwight Hanna	Date: 11-2-07	Time: 0930
3. Relinquished By:	Date:	Time:	3. Received By:	Date:	Time:

Comments:

DISTRIBUTION: WHITE - Returned to Client with Report; CANARY - Stays with the Sample; PINK - Field Copy

C7K020180

Chain of Custody Record

SEVERN TRENT **STL**

Severn Trent Laboratories, Inc.

C7K020180

STL-4124 (0901)

Client: TetraTech NUS	Project Manager: Mike Martin	Date: 10/30/07	Chain of Custody Number: 322459
Address: 20251 Century Blvd Ste 200	Telephone Number (Area Code)/Fax Number: 301 528 3022	Lab Number:	Page 6 of 6
City: Germantown; State: MD; Zip Code: 20874	Site Contact: T Apanavage; Lab Contact: B Hall		
Project Name and Location (State): Martin State Airport MD Troy Mortar Ck	Carrier/Waybill Number:		
Contract/Purchase Order/Quote No.: 18001572-1			

Analysis (Attach list if more space is needed)

Sample I.D. No. and Description (Containers for each sample may be combined on one line)	Date	Time	Matrix: Air	Aqueous	Sed.	Soil	Containers & Preservatives: Unpres.	H2SO4	HNO3	HCl	NaOH	ZnAc/NaOH	PCBs	LL SVOCs	LL VOCs	Total Metals	Dissolved Metals	Special Instructions/ Conditions of Receipt
FMC 13	10/30/07			X			X						X					
FMC 13	↓						X							X				
FMC 13	↓									X					X			
FMC 13	↓								X							X		
FMC 13	↓								X								X	

Possible Hazard Identification: ☐ Non-Hazard ☐ Flammable ☐ Skin Irritant ☐ Poison B ☒ Unknown

Sample Disposal: ☐ Return To Client ☒ Disposal By Lab ☐ Archive For _____ Months (A fee may be assessed if samples are retained longer than 1 month)

Turn Around Time Required: ☐ 24 Hours ☐ 48 Hours ☐ 7 Days ☒ 14 Days ☐ 21 Days ☐ Other _____

QC Requirements (Specify)

	Date	Time		Date	Time
1. Relinquished By: Rick Tamulis	11-01-07	1550	1. Received By: [signature]	11-01-07	1600
2. Relinquished By:			2. Received By: Bryan Paterson	11-2-07	09:30
3. Relinquished By:			3. Received By:		

Comments

DISTRIBUTION: WHITE - Returned to Client with Report; CANARY - Stays with the Sample; PINK - Field Copy

C7K020180

Chain of Custody Record

SEVERN TRENT **STL**
Severn Trent Laboratories, Inc.

C7K020180

STL-4124 (0901)

Client: Tetra Tech NUS	Project Manager: Mike Martin	Date: 11/1/07	Chain of Custody Number: 322462
Address: 20251 Century Blvd Ste 200	Telephone Number (Area Code)/Fax Number: 301 528 3022	Lab Number:	Page 1 of 1
City: Germantown; State: MD; Zip Code: 20874	Site Contact: T Apawawage; Lab Contact: B Hall		
Project Name and Location (State): Martin State Airport MD Frog Mortar Creek	Carrier/Waybill Number:		
Contract/Purchase Order/Quote No.: 18001572-1			

Sample I.D. No. and Description (Containers for each sample may be combined on one line)	Date	Time	Matrix: Air	Aqueous	Sed.	Soil	Containers & Preservatives: Unpres.	H2SO4	HNO3	HCl	NaOH	ZnAc/NaOH	Analysis (Attach list if more space is needed): SVOC PCB Metal	Volatiles	Perchlorate	Organotin	PCBs	LL SVOCs	LL VOCs	Total Metal	Dissolved Metal	Special Instructions/ Conditions of Receipt
FMC 25	11/1/07				X		X						X	X	X	X						
FMC 25	" "			X			X		X	X							X	X	X	X	X	
FMC 26	" "				X		X						X	X	X	X						
FMC 26	" "			X			X		X	X							X	X	X	X	X	

Possible Hazard Identification: ☐ Non-Hazard ☐ Flammable ☐ Skin Irritant ☐ Poison B ☑ Unknown

Sample Disposal: ☐ Return To Client ☑ Disposal By Lab ☐ Archive For _____ Months (A fee may be assessed if samples are retained longer than 1 month)

Turn Around Time Required: ☐ 24 Hours ☐ 48 Hours ☐ 7 Days ☒ 14 Days ☐ 21 Days ☐ Other _____

QC Requirements (Specify)

	Date	Time		Date	Time
1. Relinquished By: Rick Samuel	11-01-07	1550	1. Received By: [signature]	11-1-07	1600
2. Relinquished By:			2. Received By: Dwyer Cameron	11-2-07	09:30
3. Relinquished By:			3. Received By:		

Comments

DISTRIBUTION: WHITE - Returned to Client with Report; CANARY - Stays with the Sample; PINK - Field Copy

C7K020180

TESTAMERICA KNOXVILLE SAMPLE RECEIPT/CONDITION UPON RECEIPT ANOMALY CHECKLIST

Client: _____ **Project:** _____ **Lot Number:** C7K08 C7K020180 (STD 11-2-07)

Review Items	Yes	No	NA	If No, what was the problem?	Comments/Actions Taken
1. Do sample container labels match COC? (IDs, Dates, Times)	✓			☐ 1a Do not match COC ☐ 1b Incomplete information ☐ 1c Marking smeared ☐ 1d Label torn ☐ 1e No label ☐ 1f COC not received ☐ 1g Other:	14A SB, ONLY RECEIVED PERCHLORATE FRACTIONS OUT OF ALL SAMPLES AND ANALYSIS LISTED ON COC'S
2. Is the cooler temperature within limits? (> freezing temp. of water to 6 °C; NC, 1668, 1613B: 0-4°C; VOST: 10°C; MA: 2-6 °C)			✓	☐ 2a Temp Blank = _____ ☐ 2b Cooler Temp = _____	
3. Were samples received with correct chemical preservative (excluding Encore)?			✓	☐ 3a Sample preservative =	
4. Were custody seals present/intact on cooler and/or containers?	✓			☐ 4a Not present ☐ 4b Not intact ☐ 4c Other:	
5. Were all of the samples listed on the COC received?		✓		☐ 5a Samples received-not on COC ☑ 5b Samples not received-on COC	
6. Were all of the sample containers received intact?	✓			☐ 6a Leaking ☐ 6b Broken	
7. Were VOA samples received without headspace?			✓	☐ 7a Headspace (VOA only)	
8. Were samples received in appropriate containers?	✓			☐ 8a Improper container	
9. Did you check for residual chlorine, if necessary?			✓	☐ 9a Could not be determined due to matrix interference	
10. Were samples received within holding time?	✓			☐ 10a Holding time expired	
11. For rad samples, was sample activity info. provided?			✓	☐ Incomplete information	
12. For SOG water samples (1613B, 1668A, 8290, LR PAHs), do samples have visible solids present?			✓	If yes & appears to be >1%, was SOG notified? _____	
13. Are the shipping containers intact?	✓			☐ 13a Leaking ☐ 13b Other:	
14. Was COC relinquished? (Signed/Dated/Timed)		✓		☑ 14a Not relinquished	
15. Are tests/parameters listed for each sample?	✓			☐ 15a Incomplete information	
16. Is the matrix of the samples noted?	✓			☐ 15a Incomplete information	
17. Is the date/time of sample collection noted?	✓			☐ 15a Incomplete information	
18. Is the client and project name/# identified?	✓			☐ 15a Incomplete information	
19. Was the sampler identified on the COC?		✓			

Quote #: _____ PM Instructions: _____

Sample Receiving Associate: _____ Date: 11-2-07

QA026R19.doc, 080707

GC/MS VOLATILE SUMMARY

SW846 8260B METHOD BLANK SUMMARY

BLANK WORKORDER NO.: KA07J1AA

Lab Name: TestAmerica Laboratories, Inc.

Lab Code: TALPIT

SDG Number:

Lab File ID: 3111001.D

Lot Number: C7K020180

Date Analyzed: 11/10/07

Time Analyzed: 10:07

Matrix: SOLID

Date Extracted:11/10/07

GC Column: RTX-624 ID: .18

Extraction Method: 5030B/8260B

Instrument ID: HP3

Level:(low/med) LOW

THIS METHOD BLANK APPLIES TO THE FOLLOWING SAMPLES, LCS, LCSD, MS , MSD:

	CLIENT ID.	SAMPLE WORK ORDER #	LAB FILE ID	DATE ANALYZED	TIME ANALYZED
01	FMC-24	KAEM31AV	3111002.D	11/10/07	10:31
02	FMC-24	KAEM31A1 S	3111004.D	11/10/07	11:19
03	FMC-24	KAEM31A2 D	3111005.D	11/10/07	11:43
04	FMC-9	KAERC1AV	3111006.D	11/10/07	12:07
05	FMC-10	KAERF1AV	3111007.D	11/10/07	12:31
06	FMC-11	KAERJ1AV	3111008.D	11/10/07	12:55
07	FMC-12	KAERM1AV	3111009.D	11/10/07	13:19
08	FMC-13	KAERT1AV	3111010.D	11/10/07	13:43
09	FMC-14	KAER01AV	3111011.D	11/10/07	14:07
10	FMC-15	KAETX1AV	3111012.D	11/10/07	14:31
11	FMC-16	KAET31AV	3111013.D	11/10/07	14:55
12	FMC-17	KAET71AV	3111014.D	11/10/07	15:19
13	FMC-18	KAEVC1AV	3111015.D	11/10/07	15:43
14	FMC-19	KAEVF1AV	3111016.D	11/10/07	16:07
15	FMC-20	KAEVN1AV	3111017.D	11/10/07	16:31
16	FMC-21	KAEV01AV	3111018.D	11/10/07	16:55
17	FMC-22	KAEV31AV	3111019.D	11/10/07	17:19
18	FMC-23	KAEV91AV	3111020.D	11/10/07	17:43
19	FMC-3	KAEWD1AV	3111021.D	11/10/07	18:07
20	FMC-4	KAEWN1AV	3111022.D	11/10/07	18:31
21	FMC-5	KAEWQ1AV	3111023.D	11/10/07	18:55
22	FMC-6	KAEWX1AV	3111024.D	11/10/07	19:18
23	CHECK SAMPLE	KA07J1AC C	3111003.D	11/10/07	10:55
24					
25					
26					
27					
28					
29					
30					

COMMENTS:

FORM IV

METHOD BLANK REPORT

GC/MS Volatiles

Client Lot #...: C7K020180 **Work Order #...:** KA07J1AA **Matrix.....:** SOLID
MB Lot-Sample #: C7K100000-050

Prep Date.....: 11/10/07 **Analysis Time..:** 10:07
Analysis Date..: 11/10/07 **Prep Batch #...:** 7314050 **Final Wgt/Vol..:** 5 mL
Dilution Factor: 1 **Initial Wgt/Vol:** 5 g **Instrument ID..:** HP3
Analyst ID.....: 010099

PARAMETER	RESULT	REPORTING LIMIT	UNITS	METHOD
Acetone	ND	20	ug/kg	SW846 8260B
Benzene	ND	5.0	ug/kg	SW846 8260B
Bromodichloromethane	ND	5.0	ug/kg	SW846 8260B
Bromoform	ND	5.0	ug/kg	SW846 8260B
Bromomethane	ND	5.0	ug/kg	SW846 8260B
2-Butanone	ND	5.0	ug/kg	SW846 8260B
Carbon disulfide	ND	5.0	ug/kg	SW846 8260B
Carbon tetrachloride	ND	5.0	ug/kg	SW846 8260B
Chlorobenzene	ND	5.0	ug/kg	SW846 8260B
Chloroethane	ND	5.0	ug/kg	SW846 8260B
Chloroform	ND	5.0	ug/kg	SW846 8260B
Chloromethane	ND	5.0	ug/kg	SW846 8260B
Cyclohexane	ND	5.0	ug/kg	SW846 8260B
Dibromochloromethane	ND	5.0	ug/kg	SW846 8260B
1,2-Dibromo-3-chloro-propane	ND	5.0	ug/kg	SW846 8260B
1,2-Dibromoethane	ND	5.0	ug/kg	SW846 8260B
1,3-Dichlorobenzene	ND	5.0	ug/kg	SW846 8260B
1,4-Dichlorobenzene	ND	5.0	ug/kg	SW846 8260B
1,2-Dichlorobenzene	ND	5.0	ug/kg	SW846 8260B
Dichlorodifluoromethane	ND	5.0	ug/kg	SW846 8260B
1,1-Dichloroethane	ND	5.0	ug/kg	SW846 8260B
1,2-Dichloroethane	ND	5.0	ug/kg	SW846 8260B
1,1-Dichloroethene	ND	5.0	ug/kg	SW846 8260B
cis-1,2-Dichloroethene	ND	5.0	ug/kg	SW846 8260B
trans-1,2-Dichloroethene	ND	5.0	ug/kg	SW846 8260B
1,2-Dichloropropane	ND	5.0	ug/kg	SW846 8260B
cis-1,3-Dichloropropene	ND	5.0	ug/kg	SW846 8260B
trans-1,3-Dichloropropene	ND	5.0	ug/kg	SW846 8260B
Ethylbenzene	ND	5.0	ug/kg	SW846 8260B
2-Hexanone	ND	5.0	ug/kg	SW846 8260B
Isopropylbenzene	ND	5.0	ug/kg	SW846 8260B
Methyl acetate	ND	5.0	ug/kg	SW846 8260B
Methylene chloride	ND	5.0	ug/kg	SW846 8260B
Methylcyclohexane	ND	5.0	ug/kg	SW846 8260B
4-Methyl-2-pentanone	ND	5.0	ug/kg	SW846 8260B
Methyl tert-butyl ether	ND	5.0	ug/kg	SW846 8260B
Styrene	ND	5.0	ug/kg	SW846 8260B
1,1,2,2-Tetrachloroethane	ND	5.0	ug/kg	SW846 8260B
1,2,4-Trichloro-benzene	ND	5.0	ug/kg	SW846 8260B

(Continued on next page)

METHOD BLANK REPORT

GC/MS Volatiles

Client Lot #...: C7K020180 **Work Order #...:** KA07J1AA **Matrix.....:** SOLID

PARAMETER	RESULT	REPORTING LIMIT	UNITS	METHOD
Tetrachloroethene	ND	5.0	ug/kg	SW846 8260B
1,1,1-Trichloroethane	ND	5.0	ug/kg	SW846 8260B
1,1,2-Trichloroethane	ND	5.0	ug/kg	SW846 8260B
Trichloroethene	ND	5.0	ug/kg	SW846 8260B
Trichlorofluoromethane	ND	5.0	ug/kg	SW846 8260B
1,1,2-Trichloro-1,2,2-trifluoroethane	ND	5.0	ug/kg	SW846 8260B
Toluene	ND	5.0	ug/kg	SW846 8260B
Vinyl chloride	ND	5.0	ug/kg	SW846 8260B
Xylenes (total)	ND	15	ug/kg	SW846 8260B

SURROGATE	PERCENT RECOVERY	RECOVERY LIMITS
1,2-Dichloroethane-d4	101	(52 - 124)
Toluene-d8	101	(72 - 127)
4-Bromofluorobenzene	103	(63 - 120)
Dibromofluoromethane	95	(68 - 121)

NOTE(S):

Calculations are performed before rounding to avoid round-off errors in calculated results.

SW846 8260B CHECK SAMPLE RECOVERY

Lab Name: TestAmerica Laboratories, Inc. Client: Tetra Tech NUS, Inc

Lab Code: TALPIT SDG No:

Lot #: C7K100000 WO #: KA07J1AC
BATCH: 7314050

COMPOUND	SPIKE ADDED (ug/kg)	SAMPLE CONCENT. (ug/kg)	% REC	QC LIMITS REC	QUAL
1,1-Dichloroethene	50.0	45.7	91	59- 129	
Trichloroethene	50.0	47.2	94	76- 119	
Benzene	50.0	47.8	96	77- 120	
Toluene	50.0	51.0	102	78- 124	
Chlorobenzene	50.0	53.7	107	79- 120	
Acetone	50.0	40.1	80	10- 175	
Bromodichloromethane	50.0	49.9	100	70- 125	
Bromoform	50.0	56.6	113	57- 138	
Bromomethane	50.0	51.2	102	25- 154	
2-Butanone	50.0	46.2	92	21- 159	
Carbon disulfide	50.0	46.1	92	44- 142	
Carbon tetrachloride	50.0	51.2	102	65- 128	
Chloroethane	50.0	48.5	97	22- 158	
Chloroform	50.0	47.9	96	72- 120	
Chloromethane	50.0	47.7	95	39- 140	
Dibromochloromethane	50.0	55.2	110	70- 132	
1,2-Dibromo-3-chloropropa	50.0	47.1	94	36- 143	
1,2-Dibromoethane	50.0	53.6	107	69- 128	
1,3-Dichlorobenzene	50.0	49.0	98	71- 125	
1,4-Dichlorobenzene	50.0	48.5	97	70- 124	
1,2-Dichlorobenzene	50.0	48.2	96	71- 124	
Dichlorodifluoromethane	50.0	48.2	96	11- 157	
1,1-Dichloroethane	50.0	46.5	93	66- 124	
1,2-Dichloroethane	50.0	48.9	98	61- 127	
trans-1,2-Dichloroethene	50.0	47.0	94	66- 122	
cis-1,2-Dichloroethene	50.0	47.4	95	71- 122	
1,2-Dichloropropane	50.0	47.9	96	72- 122	
cis-1,3-Dichloropropene	50.0	49.5	99	66- 126	
trans-1,3-Dichloropropene	50.0	54.1	108	66- 132	
Ethylbenzene	50.0	53.8	108	78- 125	
2-Hexanone	50.0	52.6	105	35- 151	

(Continued on next page)

SW846 8260B CHECK SAMPLE RECOVERY

Lab Name: TestAmerica Laboratories, Inc. Client: Tetra Tech NUS, Inc

Lab Code: TALPIT SDG No:

Lot #: C7K100000 WO #: KA07J1AC
BATCH: 7314050

COMPOUND	SPIKE ADDED (ug/kg)	SAMPLE CONCENT. (ug/kg)	% REC	QC LIMITS REC	QUAL
Methylene chloride	50.0	45.8	92	58 - 127	
4-Methyl-2-pentanone	50.0	52.4	105	48 - 143	
Styrene	50.0	57.3	115	74 - 126	
1,1,2,2-Tetrachloroethane	50.0	54.1	108	57 - 135	
Tetrachloroethene	50.0	50.1	100	74 - 130	
1,1,2-Trichloroethane	50.0	52.2	104	70 - 128	
1,1,1-Trichloroethane	50.0	48.4	97	67 - 126	
Trichlorofluoromethane	50.0	51.6	103	10 - 192	
Xylenes (total)	150	165	110	76 - 125	
Vinyl chloride	50.0	47.5	95	53 - 131	
Methyl tert-butyl ether	50.0	48.7	97	48 - 132	
Isopropylbenzene	50.0	56.1	112	70 - 133	
1,2,4-Trichlorobenzene	50.0	51.1	102	51 - 136	
1,1,2-Trichloro-1,2,2-tri	50.0	48.3	97	55 - 130	
Cyclohexane	50.0	47.2	94	64 - 133	
Methyl acetate	50.0	44.9	90	27 - 142	
Methylcyclohexane	50.0	50.2	100	66 - 135	

NOTES(S):

* Values outside of QC limits

Spike Recovery: 0 out of 48 outside limits

COMMENTS:

FORM III

SW846 8260B MATRIX SPIKE/MATRIX SPIKE DUPLICATE RECOVERY

Lab Name: TestAmerica Laboratories, Inc. Client: Tetra Tech NUS, Inc

Lab Code: TALPIT SDG No:

Matrix Spike ID: FMC-24 Level:(low/med) LOW

Lot #: C7K020180 WO #: KAEM31A1
BATCH: 7314050

COMPOUND	SPIKE ADDED (ug/kg)	SAMPLE CONCENT. (ug/kg)	MS CONCENT. (ug/kg)	MS % REC	LIMITS REC	QUAL
1,1-Dichloroethene	238	ND	203	85	46 - 143	
Trichloroethene	238	ND	229	96	46 - 141	
Benzene	238	ND	232	98	49 - 141	
Toluene	238	ND	245	103	32 - 161	
Chlorobenzene	238	ND	261	110	47 - 146	
Acetone	238	ND	174	73	10 - 192	
Bromodichloromethane	238	ND	250	105	66 - 128	
Bromoform	238	ND	269	113	45 - 148	
Bromomethane	238	ND	243	102	22 - 171	
2-Butanone	238	ND	204	86	10 - 177	
Carbon disulfide	238	ND	221	93	38 - 162	
Carbon tetrachloride	238	ND	242	102	57 - 134	
Chloroethane	238	ND	250	105	15 - 179	
Chloroform	238	ND	238	100	67 - 127	
Chloromethane	238	ND	227	95	39 - 155	
Dibromochloromethane	238	ND	275	116	61 - 140	
1,2-Dibromo-3-chloropropa	238	ND	209	88	27 - 156	
1,2-Dibromoethane	238	ND	258	108	63 - 133	
1,3-Dichlorobenzene	238	ND	233	98	65 - 137	
1,4-Dichlorobenzene	238	ND	234	98	61 - 138	
1,2-Dichlorobenzene	238	ND	235	99	64 - 137	
Dichlorodifluoromethane	238	ND	221	93	10 - 175	
1,1-Dichloroethane	238	ND	226	95	63 - 133	
1,2-Dichloroethane	238	ND	244	102	52 - 135	
trans-1,2-Dichloroethene	238	ND	226	95	61 - 132	
cis-1,2-Dichloroethene	238	ND	233	98	57 - 136	
1,2-Dichloropropane	238	ND	242	102	69 - 129	
cis-1,3-Dichloropropene	238	ND	255	107	60 - 132	

(Continued on next page)

SW846 8260B MATRIX SPIKE/MATRIX SPIKE DUPLICATE RECOVERY

Lab Name: TestAmerica Laboratories, Inc. Client: Tetra Tech NUS, Inc

Lab Code: TALPIT SDG No:

Matrix Spike ID: FMC-24 Level: (low/med) LOW

Lot #: C7K020180 WO #: KAEM31A1
BATCH: 7314050

COMPOUND	SPIKE ADDED (ug/kg)	SAMPLE CONCENT. (ug/kg)	MS CONCENT. (ug/kg)	MS % REC	LIMITS REC	QUAL
trans-1,3-Dichloropropene	238	ND	272	114	63 - 135	
Ethylbenzene	238	ND	257	108	57 - 145	
2-Hexanone	238	ND	224	94	27 - 163	
Methylene chloride	238	ND	225	94	47 - 137	
4-Methyl-2-pentanone	238	ND	229	96	42 - 152	
Styrene	238	ND	272	114	68 - 137	
1,1,2,2-Tetrachloroethane	238	ND	247	104	50 - 144	
Tetrachloroethene	238	ND	235	99	65 - 139	
1,1,2-Trichloroethane	238	ND	256	107	65 - 135	
1,1,1-Trichloroethane	238	ND	231	97	54 - 137	
Trichlorofluoromethane	238	ND	242	102	16 - 173	
Xylenes (total)	714	ND	788	110	56 - 146	
Vinyl chloride	238	ND	221	93	54 - 141	
Methyl tert-butyl ether	238	ND	246	103	44 - 138	
Isopropylbenzene	238	ND	266	112	67 - 140	
1,2,4-Trichlorobenzene	238	ND	262	110	42 - 148	
1,1,2-Trichloro-1,2,2-tri	238	ND	172	72	49 - 142	
Cyclohexane	238	ND	219	92	47 - 147	
Methyl acetate	238	ND	202	85	20 - 151	
Methylcyclohexane	238	ND	242	102	33 - 160	

NOTES(S):

Results and reporting limits have been adjusted for dry weight.

Column to be used to flag recovery and RPD values with an asterisk
* Values outside of QC limits

RPD: 0 out of 0 outside limits
Spike Recovery: 0 out of 48 outside limits

COMMENTS:

FORM III

SW846 8260B MATRIX SPIKE/MATRIX SPIKE DUPLICATE RECOVERY

Lab Name: TestAmerica Laboratories, Inc. Client: Tetra Tech NUS, Inc

Lab Code: TALPIT SDG No:

Matrix Spike ID: FMC-24 Level: (low/med) LOW

Lot #: C7K020180 WO #: KAEM31A2
BATCH: 7314050

COMPOUND	SPIKE ADDED (ug/kg)	MSD CONCENT. (ug/kg)	MSD % REC	% RPD	QC LIMITS RPD	QC LIMITS REC	QUAL
1,1-Dichloroethene	238	218	92	7.4	36	46 - 143	
Trichloroethene	238	229	96	0.29	35	46 - 141	
Benzene	238	232	98	0.14	38	49 - 141	
Toluene	238	242	101	1.6	54	32 - 161	
Chlorobenzene	238	254	107	2.8	32	47 - 146	
Acetone	238	212	89	19	94	10 - 192	
Bromodichloromethane	238	243	102	2.5	32	66 - 128	
Bromoform	238	271	114	0.93	39	45 - 148	
Bromomethane	238	254	107	4.2	51	22 - 171	
2-Butanone	238	244	102	18	84	10 - 177	
Carbon disulfide	238	228	96	3.0	37	38 - 162	
Carbon tetrachloride	238	250	105	3.2	37	57 - 134	
Chloroethane	238	240	101	4.0	62	15 - 179	
Chloroform	238	233	98	1.9	29	67 - 127	
Chloromethane	238	229	96	1.0	34	39 - 155	
Dibromochloromethane	238	261	110	5.1	32	61 - 140	
1,2-Dibromo-3-chloropropa	238	237	100	13	72	27 - 156	
1,2-Dibromoethane	238	256	107	0.85	35	63 - 133	
1,3-Dichlorobenzene	238	232	97	0.32	28	65 - 137	
1,4-Dichlorobenzene	238	230	97	1.4	29	61 - 138	
1,2-Dichlorobenzene	238	230	96	2.4	28	64 - 137	
Dichlorodifluoromethane	238	239	100	7.8	49	10 - 175	
1,1-Dichloroethane	238	226	95	0.10	31	63 - 133	
1,2-Dichloroethane	238	239	100	2.2	34	52 - 135	
trans-1,2-Dichloroethene	238	227	95	0.080	36	61 - 132	
cis-1,2-Dichloroethene	238	230	97	0.98	31	57 - 136	
1,2-Dichloropropane	238	233	98	4.0	30	69 - 129	
cis-1,3-Dichloropropene	238	246	103	3.8	34	60 - 132	

(Continued on next page)

SW846 8260B MATRIX SPIKE/MATRIX SPIKE DUPLICATE RECOVERY

Lab Name: TestAmerica Laboratories, Inc. Client: Tetra Tech NUS, Inc

Lab Code: TALPIT SDG No:

Matrix Spike ID: FMC-24 Level:(low/med) LOW

Lot #: C7K020180 WO #: KAEM31A2
BATCH: 7314050

COMPOUND	SPIKE ADDED	MSD CONCENT.	MSD % REC	% RPD		QC LIMITS RPD	QC LIMITS REC	QUAL
trans-1,3-Dichloropropene	238	263	110	3.5		31	63 - 135	
Ethylbenzene	238	250	105	2.8		33	57 - 145	
2-Hexanone	238	264	111	16		55	27 - 163	
Methylene chloride	238	224	94	0.17		38	47 - 137	
4-Methyl-2-pentanone	238	259	109	12		45	42 - 152	
Styrene	238	268	113	1.6		29	68 - 137	
1,1,2,2-Tetrachloroethane	238	257	108	3.9		39	50 - 144	
Tetrachloroethene	238	235	99	0.10		33	65 - 139	
1,1,2-Trichloroethane	238	250	105	2.5		34	65 - 135	
1,1,1-Trichloroethane	238	233	98	0.71		35	54 - 137	
Trichlorofluoromethane	238	235	99	3.2		76	16 - 173	
Xylenes (total)	714	778	109	1.2		33	56 - 146	
Vinyl chloride	238	228	96	3.2		33	54 - 141	
Methyl tert-butyl ether	238	234	98	4.6		45	44 - 138	
Isopropylbenzene	238	263	110	1.4		33	67 - 140	
1,2,4-Trichlorobenzene	238	246	103	6.3		54	42 - 148	
1,1,2-Trichloro-1,2,2-tri	238	161	68	6.9		44	49 - 142	
Cyclohexane	238	227	95	3.6		38	47 - 147	
Methyl acetate	238	232	98	14		84	20 - 151	
Methylcyclohexane	238	241	101	0.39		41	33 - 160	

NOTES(S):

Results and reporting limits have been adjusted for dry weight.

Column to be used to flag recovery and RPD values with an asterisk
* Values outside of QC limits

RPD: 0 out of 48 outside limits
Spike Recovery: 0 out of 48 outside limits

COMMENTS:

FORM III

SW846 8260B METHOD BLANK SUMMARY

BLANK WORKORDER NO.: KA1XM1AA

Lab Name: TestAmerica Laboratories, Inc.

Lab Code: TALPIT

SDG Number:

Lab File ID: 61110001.

Lot Number: C7K020180

Date Analyzed: 11/10/07

Time Analyzed: 13:12

Matrix: WATER

Date Extracted: 11/10/07

GC Column: RTX-624 ID: .18

Extraction Method: 5030B/8260B

Instrument ID: HP6

Level: (low/med) LOW

THIS METHOD BLANK APPLIES TO THE FOLLOWING SAMPLES, LCS, LCSD, MS , MSD:

	CLIENT ID.	SAMPLE WORK ORDER #	LAB FILE ID	DATE ANALYZED	TIME ANALYZED
01	Trip Blank#3	KAEXM1AA	61110007.	11/10/07	16:20
02	Trip Blank#4	KAEXT1AA	61110008.	11/10/07	16:44
03	INTRA-LAB QC	KALQC1AA	61110002.	11/10/07	13:46
04	LAB MS/MSD	KALQC1AD S	61110004.	11/10/07	14:50
05	LAB MS/MSD	KALQC1AE D	61110005.	11/10/07	15:16
06	CHECK SAMPLE	KA1XM1AC C	61110003.	11/10/07	14:24
07					
08					
09					
10					
11					
12					
13					
14					
15					
16					
17					
18					
19					
20					
21					
22					
23					
24					
25					
26					
27					
28					
29					
30					

COMMENTS:

FORM IV

METHOD BLANK REPORT

GC/MS Volatiles

Client Lot #...: C7K020180 **Work Order #...:** KA1XM1AA **Matrix.....:** WATER
MB Lot-Sample #: C7K100000-148

Prep Date.....: 11/10/07 **Analysis Time..:** 13:12
Analysis Date..: 11/10/07 **Prep Batch #...:** 7314148 **Final Wgt/Vol..:** 5 mL
Dilution Factor: 1 **Initial Wgt/Vol:** 5 mL **Instrument ID..:** HP6
Analyst ID.....: 403419

PARAMETER	RESULT	REPORTING LIMIT	UNITS	METHOD
Acetone	ND	5.0	ug/L	SW846 8260B
Benzene	ND	1.0	ug/L	SW846 8260B
Bromodichloromethane	ND	1.0	ug/L	SW846 8260B
Bromoform	ND	1.0	ug/L	SW846 8260B
Bromomethane	ND	1.0	ug/L	SW846 8260B
2-Butanone	ND	5.0	ug/L	SW846 8260B
Carbon disulfide	ND	1.0	ug/L	SW846 8260B
Carbon tetrachloride	ND	1.0	ug/L	SW846 8260B
Chlorobenzene	ND	1.0	ug/L	SW846 8260B
Chloroethane	ND	1.0	ug/L	SW846 8260B
Chloroform	ND	1.0	ug/L	SW846 8260B
Chloromethane	ND	1.0	ug/L	SW846 8260B
Cyclohexane	ND	1.0	ug/L	SW846 8260B
Dibromochloromethane	ND	1.0	ug/L	SW846 8260B
1,2-Dibromo-3-chloro-propane	ND	1.0	ug/L	SW846 8260B
1,2-Dibromoethane	ND	1.0	ug/L	SW846 8260B
1,3-Dichlorobenzene	ND	1.0	ug/L	SW846 8260B
1,4-Dichlorobenzene	ND	1.0	ug/L	SW846 8260B
1,2-Dichlorobenzene	ND	1.0	ug/L	SW846 8260B
Dichlorodifluoromethane	ND	1.0	ug/L	SW846 8260B
1,1-Dichloroethane	ND	1.0	ug/L	SW846 8260B
1,2-Dichloroethane	ND	1.0	ug/L	SW846 8260B
1,1-Dichloroethene	ND	1.0	ug/L	SW846 8260B
cis-1,2-Dichloroethene	ND	1.0	ug/L	SW846 8260B
trans-1,2-Dichloroethene	ND	1.0	ug/L	SW846 8260B
1,2-Dichloropropane	ND	1.0	ug/L	SW846 8260B
cis-1,3-Dichloropropene	ND	1.0	ug/L	SW846 8260B
trans-1,3-Dichloropropene	ND	1.0	ug/L	SW846 8260B
Ethylbenzene	ND	1.0	ug/L	SW846 8260B
2-Hexanone	ND	5.0	ug/L	SW846 8260B
Isopropylbenzene	ND	1.0	ug/L	SW846 8260B
Methyl acetate	ND	1.0	ug/L	SW846 8260B
Methylene chloride	**0.33 J**	**1.0**	**ug/L**	**SW846 8260B**
Methylcyclohexane	ND	1.0	ug/L	SW846 8260B
4-Methyl-2-pentanone	ND	5.0	ug/L	SW846 8260B
Methyl tert-butyl ether	ND	1.0	ug/L	SW846 8260B
Styrene	ND	1.0	ug/L	SW846 8260B
1,1,2,2-Tetrachloroethane	ND	1.0	ug/L	SW846 8260B
1,2,4-Trichloro-benzene	ND	1.0	ug/L	SW846 8260B

(Continued on next page)

METHOD BLANK REPORT

GC/MS Volatiles

Client Lot #...: C7K020180 **Work Order #...:** KA1XM1AA **Matrix.....:** WATER

PARAMETER	RESULT	REPORTING LIMIT	UNITS	METHOD
Tetrachloroethene	ND	1.0	ug/L	SW846 8260B
1,1,1-Trichloroethane	ND	1.0	ug/L	SW846 8260B
1,1,2-Trichloroethane	ND	1.0	ug/L	SW846 8260B
Trichloroethene	ND	1.0	ug/L	SW846 8260B
Trichlorofluoromethane	ND	1.0	ug/L	SW846 8260B
1,1,2-Trichloro-1,2,2-trifluoroethane	ND	1.0	ug/L	SW846 8260B
Toluene	ND	1.0	ug/L	SW846 8260B
Vinyl chloride	ND	1.0	ug/L	SW846 8260B
Xylenes (total)	ND	3.0	ug/L	SW846 8260B

SURROGATE	PERCENT RECOVERY	RECOVERY LIMITS
Toluene-d8	98	(71 - 118)
1,2-Dichloroethane-d4	96	(64 - 135)
4-Bromofluorobenzene	87	(70 - 118)
Dibromofluoromethane	92	(64 - 128)

NOTE(S):

Calculations are performed before rounding to avoid round-off errors in calculated results.

J Estimated result. Result is less than RL.

SW846 8260B CHECK SAMPLE RECOVERY

Lab Name: TestAmerica Laboratories, Inc. Client: Tetra Tech NUS, Inc

Lab Code: TALPIT SDG No:

Lot #: C7K100000 WO #: KA1XM1AC

BATCH: 7314148

COMPOUND	SPIKE ADDED (ug/L)	SAMPLE CONCENT. (ug/L)	% REC	QC LIMITS REC	QUAL
1,1-Dichloroethene	10.0	9.89	99	65- 136	
Trichloroethene	10.0	10.6	106	73- 120	
Benzene	10.0	10.4	104	80- 120	
Toluene	10.0	10.1	101	80- 123	
Chlorobenzene	10.0	10.3	103	80- 120	
Chloromethane	10.0	9.06	91	50- 139	
Bromomethane	10.0	9.08	91	33- 171	
Vinyl chloride	10.0	8.12	81	53- 138	
Chloroethane	10.0	8.74	87	23- 186	
Methylene chloride	10.0	10.0	100	63- 129	
Acetone	10.0	120	200*	10- 161	a
Carbon disulfide	10.0	8.88	89	54- 132	
1,1-Dichloroethane	10.0	10.4	104	73- 126	
trans-1,2-Dichloroethene	10.0	9.74	97	73- 126	
Chloroform	10.0	11.1	111	72- 127	
1,2-Dichloroethane	10.0	11.5	115	68- 132	
2-Butanone	10.0	13.7	137	21- 142	
1,1,1-Trichloroethane	10.0	9.17	92	63- 133	
Carbon tetrachloride	10.0	9.42	94	55- 150	
Bromodichloromethane	10.0	11.2	112	66- 130	
1,2-Dichloropropane	10.0	10.9	109	76- 124	
cis-1,3-Dichloropropene	10.0	10.9	109	66- 120	
Dibromochloromethane	10.0	11.2	112	60- 141	
1,1,2-Trichloroethane	10.0	10.9	109	77- 127	
trans-1,3-Dichloropropene	10.0	10.7	107	65- 125	
Bromoform	10.0	10.7	107	46- 153	
4-Methyl-2-pentanone	10.0	12.2	122	37- 132	
2-Hexanone	10.0	11.8	118	25- 132	
Tetrachloroethene	10.0	9.83	98	70- 135	
1,1,2,2-Tetrachloroethane	10.0	11.7	117	62- 125	
Ethylbenzene	10.0	10.2	102	72- 126	

(Continued on next page)

SW846 8260B CHECK SAMPLE RECOVERY

Lab Name: TestAmerica Laboratories, Inc. Client: Tetra Tech NUS, Inc

Lab Code: TALPIT SDG No:

Lot #: C7K100000 WO #: KA1XM1AC
BATCH: 7314148

COMPOUND	SPIKE ADDED (ug/L)	SAMPLE CONCENT. (ug/L)	% REC	QC LIMITS REC	QUAL
Styrene	10.0	10.8	108	71- 127	
cis-1,2-Dichloroethene	10.0	10.3	103	63- 128	
Methyl tert-butyl ether	10.0	11.3	113	64- 123	
1,3-Dichlorobenzene	10.0	10.4	104	76- 120	
1,4-Dichlorobenzene	10.0	10.8	108	77- 120	
1,2-Dichlorobenzene	10.0	10.7	107	77- 120	
1,2-Dibromoethane	10.0	11.0	110	74- 123	
1,2-Dibromo-3-chloropropa	10.0	12.2	122	37- 133	
Xylenes (total)	30.0	30.4	101	72- 128	
Dichlorodifluoromethane	10.0	4.79	48	13- 174	
Trichlorofluoromethane	10.0	6.94	69	51- 156	
Isopropylbenzene	10.0	8.96	90	58- 130	
1,2,4-Trichlorobenzene	10.0	11.3	113	49- 124	
1,1,2-Trichloro-1,2,2-tri	10.0	7.64	76	39- 162	
Cyclohexane	10.0	7.60	76	50- 150	
Methyl acetate	10.0	12.0	120	50- 150	
Methylcyclohexane	10.0	7.29	73	50- 150	

NOTES(S):

a Spiked analyte recovery is outside stated control limits.

* Values outside of QC limits

Spike Recovery: 1 out of 48 outside limits

COMMENTS:

FORM III

SW846 8260B MATRIX SPIKE/MATRIX SPIKE DUPLICATE RECOVERY

Lab Name: TestAmerica Laboratories, Inc. Client: Tetra Tech NUS, Inc

Lab Code: TALPIT SDG No:

Matrix Spike ID: LAB MS/MSD

Lot #: C7K060227 WO #: KALQC1AD
BATCH: 7314148

COMPOUND	SPIKE ADDED (ug/L)	SAMPLE CONCENT. (ug/L)	MS CONCENT. (ug/L)	MS % REC	LIMITS REC	QUAL
1,1-Dichloroethene	10.0	0.25	9.94	97	60 - 139	
Trichloroethene	10.0	0.32	10.5	102	53 - 135	
Benzene	10.0	0.19	10.4	102	73 - 120	
Toluene	10.0	ND	9.78	98	75 - 126	
Chlorobenzene	10.0	ND	10.2	100	80 - 120	
Chloromethane	10.0	ND	8.61	86	47 - 139	
Bromomethane	10.0	ND	9.41	94	33 - 171	
Vinyl chloride	10.0	ND	7.73	77	47 - 142	
Chloroethane	10.0	ND	8.68	87	23 - 186	
Methylene chloride	10.0	ND	9.40	94	59 - 131	
Acetone	10.0	ND	13.6	136	10 - 161	
Carbon disulfide	10.0	ND	9.19	92	52 - 134	
1,1-Dichloroethane	10.0	0.39	10.4	100	68 - 130	
trans-1,2-Dichloroethene	10.0	ND	9.73	97	70 - 128	
Chloroform	10.0	0.45	11.0	106	67 - 129	
1,2-Dichloroethane	10.0	ND	10.9	109	62 - 137	
2-Butanone	10.0	ND	12.5	125	17 - 149	
1,1,1-Trichloroethane	10.0	ND	9.18	92	59 - 135	
Carbon tetrachloride	10.0	ND	9.30	93	53 - 150	
Bromodichloromethane	10.0	ND	10.9	109	64 - 130	
1,2-Dichloropropane	10.0	ND	10.5	105	71 - 124	
cis-1,3-Dichloropropene	10.0	ND	10.5	105	62 - 120	
Dibromochloromethane	10.0	ND	10.5	105	57 - 141	
1,1,2-Trichloroethane	10.0	ND	10.1	101	71 - 131	
trans-1,3-Dichloropropene	10.0	ND	9.85	98	60 - 129	
Bromoform	10.0	ND	10.1	101	46 - 153	
4-Methyl-2-pentanone	10.0	ND	11.3	113	33 - 143	
2-Hexanone	10.0	ND	11.2	112	18 - 145	

(Continued on next page)

SW846 8260B MATRIX SPIKE/MATRIX SPIKE DUPLICATE RECOVERY

Lab Name: TestAmerica Laboratories, Inc. Client: Tetra Tech NUS, Inc

Lab Code: TALPIT SDG No:

Matrix Spike ID: LAB MS/MSD

Lot #: C7K060227 WO #: KALQC1AD
BATCH: 7314148

COMPOUND	SPIKE ADDED (ug/L)	SAMPLE CONCENT. (ug/L)	MS CONCENT. (ug/L)	MS % REC	LIMITS REC	QUAL
Tetrachloroethene	10.0	0.15	9.23	91	67 - 136	
1,1,2,2-Tetrachloroethane	10.0	ND	10.9	109	59 - 128	
Ethylbenzene	10.0	ND	9.60	96	71 - 127	
Styrene	10.0	ND	10.2	102	71 - 127	
cis-1,2-Dichloroethene	10.0	ND	10.2	102	56 - 136	
Methyl tert-butyl ether	10.0	ND	10.8	108	56 - 131	
1,3-Dichlorobenzene	10.0	ND	10.2	102	73 - 120	
1,4-Dichlorobenzene	10.0	0.13	10.4	103	74 - 120	
1,2-Dichlorobenzene	10.0	ND	10.8	108	74 - 120	
1,2-Dibromoethane	10.0	ND	10.5	105	68 - 128	
1,2-Dibromo-3-chloropropa	10.0	ND	11.3	113	35 - 143	
Xylenes (total)	30.0	0.63	30.5	99	72 - 129	
Dichlorodifluoromethane	10.0	ND	4.37	44	12 - 174	
Trichlorofluoromethane	10.0	ND	6.37	64	43 - 162	
Isopropylbenzene	10.0	0.40	9.24	88	58 - 130	
1,2,4-Trichlorobenzene	10.0	ND	10.9	109	49 - 131	
1,1,2-Trichloro-1,2,2-tri	10.0	ND	6.76	68	38 - 162	
Cyclohexane	10.0	ND	6.94	69	50 - 150	
Methyl acetate	10.0	ND	10.7	107	50 - 150	
Methylcyclohexane	10.0	ND	6.51	65	50 - 150	

NOTES(S):

Column to be used to flag recovery and RPD values with an asterisk
* Values outside of QC limits

RPD: 0 out of 0 outside limits
Spike Recovery: 0 out of 48 outside limits

COMMENTS:

FORM III

SW846 8260B MATRIX SPIKE/MATRIX SPIKE DUPLICATE RECOVERY

Lab Name: TestAmerica Laboratories, Inc. Client: Tetra Tech NUS, Inc

Lab Code: TALPIT SDG No:

Matrix Spike ID: LAB MS/MSD

Lot #: C7K060227 WO #: KALQC1AE
BATCH: 7314148

COMPOUND	SPIKE ADDED (ug/L)	MSD CONCENT. (ug/L)	MSD % REC	% RPD		QC LIMITS RPD	QC LIMITS REC	QUAL
1,1-Dichloroethene	10.0	9.76	95	1.8		48	60 - 139	
Trichloroethene	10.0	10.9	106	3.7		36	53 - 135	
Benzene	10.0	10.8	106	4.1		32	73 - 120	
Toluene	10.0	9.92	99	1.4		35	75 - 126	
Chlorobenzene	10.0	10.3	102	1.6		29	80 - 120	
Chloromethane	10.0	8.75	87	1.6		42	47 - 139	
Bromomethane	10.0	9.77	98	3.8		54	33 - 171	
Vinyl chloride	10.0	7.74	77	0.10		45	47 - 142	
Chloroethane	10.0	9.14	91	5.2		72	23 - 186	
Methylene chloride	10.0	10.5	105	11		51	59 - 131	
Acetone	10.0	13.3	133	2.4		82	10 - 161	
Carbon disulfide	10.0	8.66	87	5.9		48	52 - 134	
1,1-Dichloroethane	10.0	10.8	104	3.1		38	68 - 130	
trans-1,2-Dichloroethene	10.0	10.4	104	6.2		41	70 - 128	
Chloroform	10.0	11.8	114	6.9		37	67 - 129	
1,2-Dichloroethane	10.0	12.1	121	10		32	62 - 137	
2-Butanone	10.0	14.5	145	14		64	17 - 149	
1,1,1-Trichloroethane	10.0	9.80	98	6.5		37	59 - 135	
Carbon tetrachloride	10.0	9.38	94	0.92		38	53 - 150	
Bromodichloromethane	10.0	11.7	117	7.1		35	64 - 130	
1,2-Dichloropropane	10.0	11.4	114	7.6		34	71 - 124	
cis-1,3-Dichloropropene	10.0	11.3	113	7.9		35	62 - 120	
Dibromochloromethane	10.0	10.5	105	0.57		37	57 - 141	
1,1,2-Trichloroethane	10.0	11.2	112	10		36	71 - 131	
trans-1,3-Dichloropropene	10.0	10.2	102	3.1		42	60 - 129	
Bromoform	10.0	10.4	104	3.6		39	46 - 153	
4-Methyl-2-pentanone	10.0	12.5	125	10		55	33 - 143	
2-Hexanone	10.0	13.0	130	15		61	18 - 145	

(Continued on next page)

SW846 8260B MATRIX SPIKE/MATRIX SPIKE DUPLICATE RECOVERY

Lab Name: TestAmerica Laboratories, Inc. Client: Tetra Tech NUS, Inc

Lab Code: TALPIT SDG No:

Matrix Spike ID: LAB MS/MSD

Lot #: C7K060227 WO #: KALQC1AE
BATCH: 7314148

COMPOUND	SPIKE ADDED	MSD CONCENT.	MSD % REC	% RPD	QC LIMITS RPD	QC LIMITS REC	QUAL
Tetrachloroethene	10.0	8.79	86	5.0	37	67 - 136	
1,1,2,2-Tetrachloroethane	10.0	11.2	112	3.0	35	59 - 128	
Ethylbenzene	10.0	9.51	95	0.87	33	71 - 127	
Styrene	10.0	10.5	105	2.9	34	71 - 127	
cis-1,2-Dichloroethene	10.0	10.7	107	5.1	41	56 - 136	
Methyl tert-butyl ether	10.0	12.3	123	13	41	56 - 131	
1,3-Dichlorobenzene	10.0	10.3	103	1.2	24	73 - 120	
1,4-Dichlorobenzene	10.0	10.7	106	3.0	24	74 - 120	
1,2-Dichlorobenzene	10.0	10.4	104	3.2	24	74 - 120	
1,2-Dibromoethane	10.0	11.3	113	7.6	35	68 - 128	
1,2-Dibromo-3-chloropropa	10.0	12.1	121	6.3	52	35 - 143	
Xylenes (total)	30.0	30.7	100	0.75	32	72 - 129	
Dichlorodifluoromethane	10.0	4.15	41	5.1	58	12 - 174	
Trichlorofluoromethane	10.0	6.63	66	3.9	52	43 - 162	
Isopropylbenzene	10.0	9.42	90	1.9	35	58 - 130	
1,2,4-Trichlorobenzene	10.0	11.2	112	2.2	42	49 - 131	
1,1,2-Trichloro-1,2,2-tri	10.0	6.81	68	0.73	57	38 - 162	
Cyclohexane	10.0	7.36	74	5.8	40	50 - 150	
Methyl acetate	10.0	11.7	117	8.9	40	50 - 150	
Methylcyclohexane	10.0	7.18	72	9.8	40	50 - 150	

NOTES(S):

Column to be used to flag recovery and RPD values with an asterisk
* Values outside of QC limits

RPD: 0 out of 48 outside limits
Spike Recovery: 0 out of 48 outside limits

COMMENTS:

FORM III

SW846 8260B METHOD BLANK SUMMARY

BLANK WORKORDER NO.: KA2L91AA

Lab Name: TestAmerica Laboratories, Inc.

Lab Code: TALPIT

SDG Number:

Lab File ID: 3111201.D

Lot Number: C7K020180

Date Analyzed: 11/12/07

Time Analyzed: 06:33

Matrix: SOLID

Date Extracted: 11/12/07

GC Column: RTX-624 ID: .18

Extraction Method: 5030B/8260B

Instrument ID: HP3

Level: (low/med) LOW

THIS METHOD BLANK APPLIES TO THE FOLLOWING SAMPLES, LCS, LCSD, MS , MSD:

	CLIENT ID.	SAMPLE WORK ORDER #	LAB FILE ID	DATE ANALYZED	TIME ANALYZED
01	FMC-7	KAEW11AV	3111211.D	11/12/07	10:29
02	FMC-8	KAEW51AV	3111212.D	11/12/07	10:53
03	FMC-25	KAEW91AV	3111213.D	11/12/07	11:17
04	FMC-26	KAEXG1AV	3111214.D	11/12/07	11:40
05	INTRA-LAB QC	KAX9W1AC	3111206.D	11/12/07	08:31
06	LAB MS/MSD	KAX9W1AD S	3111208.D	11/12/07	09:18
07	LAB MS/MSD	KAX9W1AE D	3111209.D	11/12/07	09:42
08	CHECK SAMPLE	KA2L91AC C	3111205.D	11/12/07	08:08
09					
10					
11					
12					
13					
14					
15					
16					
17					
18					
19					
20					
21					
22					
23					
24					
25					
26					
27					
28					
29					
30					

COMMENTS:

FORM IV

METHOD BLANK REPORT

GC/MS Volatiles

Client Lot #...: C7K020180 **Work Order #...:** KA2L91AA **Matrix.....:** SOLID
MB Lot-Sample #: C7K120000-069

Prep Date.....: 11/12/07 **Analysis Time..:** 06:33
Analysis Date..: 11/12/07 **Prep Batch #...:** 7316069 **Final Wgt/Vol..:** 5 mL
Dilution Factor: 1 **Initial Wgt/Vol:** 5 g **Instrument ID..:** HP3
Analyst ID.....: 010099

PARAMETER	RESULT	REPORTING LIMIT	UNITS	METHOD
Acetone	ND	20	ug/kg	SW846 8260B
Benzene	ND	5.0	ug/kg	SW846 8260B
Bromodichloromethane	ND	5.0	ug/kg	SW846 8260B
Bromoform	ND	5.0	ug/kg	SW846 8260B
Bromomethane	ND	5.0	ug/kg	SW846 8260B
2-Butanone	ND	5.0	ug/kg	SW846 8260B
Carbon disulfide	ND	5.0	ug/kg	SW846 8260B
Carbon tetrachloride	ND	5.0	ug/kg	SW846 8260B
Chlorobenzene	ND	5.0	ug/kg	SW846 8260B
Chloroethane	ND	5.0	ug/kg	SW846 8260B
Chloroform	ND	5.0	ug/kg	SW846 8260B
Chloromethane	ND	5.0	ug/kg	SW846 8260B
Cyclohexane	ND	5.0	ug/kg	SW846 8260B
Dibromochloromethane	ND	5.0	ug/kg	SW846 8260B
1,2-Dibromo-3-chloro-propane	ND	5.0	ug/kg	SW846 8260B
1,2-Dibromoethane	ND	5.0	ug/kg	SW846 8260B
1,3-Dichlorobenzene	ND	5.0	ug/kg	SW846 8260B
1,4-Dichlorobenzene	ND	5.0	ug/kg	SW846 8260B
1,2-Dichlorobenzene	ND	5.0	ug/kg	SW846 8260B
Dichlorodifluoromethane	ND	5.0	ug/kg	SW846 8260B
1,1-Dichloroethane	ND	5.0	ug/kg	SW846 8260B
1,2-Dichloroethane	ND	5.0	ug/kg	SW846 8260B
1,1-Dichloroethene	ND	5.0	ug/kg	SW846 8260B
cis-1,2-Dichloroethene	ND	5.0	ug/kg	SW846 8260B
trans-1,2-Dichloroethene	ND	5.0	ug/kg	SW846 8260B
1,2-Dichloropropane	ND	5.0	ug/kg	SW846 8260B
cis-1,3-Dichloropropene	ND	5.0	ug/kg	SW846 8260B
trans-1,3-Dichloropropene	ND	5.0	ug/kg	SW846 8260B
Ethylbenzene	ND	5.0	ug/kg	SW846 8260B
2-Hexanone	ND	5.0	ug/kg	SW846 8260B
Isopropylbenzene	ND	5.0	ug/kg	SW846 8260B
Methyl acetate	ND	5.0	ug/kg	SW846 8260B
Methylene chloride	ND	5.0	ug/kg	SW846 8260B
Methylcyclohexane	ND	5.0	ug/kg	SW846 8260B
4-Methyl-2-pentanone	ND	5.0	ug/kg	SW846 8260B
Methyl tert-butyl ether	ND	5.0	ug/kg	SW846 8260B
Styrene	ND	5.0	ug/kg	SW846 8260B
1,1,2,2-Tetrachloroethane	ND	5.0	ug/kg	SW846 8260B
1,2,4-Trichloro-benzene	ND	5.0	ug/kg	SW846 8260B

(Continued on next page)

METHOD BLANK REPORT

GC/MS Volatiles

Client Lot #...: C7K020180 **Work Order #...:** KA2L91AA **Matrix.....:** SOLID

PARAMETER	RESULT	REPORTING LIMIT	UNITS	METHOD
Tetrachloroethene	ND	5.0	ug/kg	SW846 8260B
1,1,1-Trichloroethane	ND	5.0	ug/kg	SW846 8260B
1,1,2-Trichloroethane	ND	5.0	ug/kg	SW846 8260B
Trichloroethene	ND	5.0	ug/kg	SW846 8260B
Trichlorofluoromethane	ND	5.0	ug/kg	SW846 8260B
1,1,2-Trichloro-1,2,2-trifluoroethane	ND	5.0	ug/kg	SW846 8260B
Toluene	ND	5.0	ug/kg	SW846 8260B
Vinyl chloride	ND	5.0	ug/kg	SW846 8260B
Xylenes (total)	ND	15	ug/kg	SW846 8260B

SURROGATE	PERCENT RECOVERY	RECOVERY LIMITS
1,2-Dichloroethane-d4	99	(52 - 124)
Toluene-d8	91	(72 - 127)
4-Bromofluorobenzene	99	(63 - 120)
Dibromofluoromethane	93	(68 - 121)

NOTE(S):

Calculations are performed before rounding to avoid round-off errors in calculated results.

SW846 8260B CHECK SAMPLE RECOVERY

Lab Name: TestAmerica Laboratories, Inc. Client: Tetra Tech NUS, Inc

Lab Code: TALPIT SDG No:

Lot #: C7K120000 WO #: KA2L91AC
BATCH: 7316069

COMPOUND	SPIKE ADDED (ug/kg)	SAMPLE CONCENT. (ug/kg)	% REC	QC LIMITS REC	QUAL
1,1-Dichloroethene	50.0	43.7	87	59- 129	
Trichloroethene	50.0	47.6	95	76- 119	
Benzene	50.0	49.0	98	77- 120	
Toluene	50.0	47.5	95	78- 124	
Chlorobenzene	50.0	50.4	101	79- 120	
Acetone	50.0	31.8	64	10- 175	
Bromodichloromethane	50.0	50.8	102	70- 125	
Bromoform	50.0	48.6	97	57- 138	
Bromomethane	50.0	49.1	98	25- 154	
2-Butanone	50.0	37.8	76	21- 159	
Carbon disulfide	50.0	44.8	90	44- 142	
Carbon tetrachloride	50.0	51.2	102	65- 128	
Chloroethane	50.0	47.8	96	22- 158	
Chloroform	50.0	49.4	99	72- 120	
Chloromethane	50.0	45.5	91	39- 140	
Dibromochloromethane	50.0	50.7	101	70- 132	
1,2-Dibromo-3-chloropropa	50.0	36.6	73	36- 143	
1,2-Dibromoethane	50.0	47.6	95	69- 128	
1,3-Dichlorobenzene	50.0	46.0	92	71- 125	
1,4-Dichlorobenzene	50.0	45.7	91	70- 124	
1,2-Dichlorobenzene	50.0	45.1	90	71- 124	
Dichlorodifluoromethane	50.0	45.5	91	11- 157	
1,1-Dichloroethane	50.0	46.9	94	66- 124	
1,2-Dichloroethane	50.0	49.6	99	61- 127	
trans-1,2-Dichloroethene	50.0	47.6	95	66- 122	
cis-1,2-Dichloroethene	50.0	47.9	96	71- 122	
1,2-Dichloropropane	50.0	48.8	98	72- 122	
cis-1,3-Dichloropropene	50.0	51.2	102	66- 126	
trans-1,3-Dichloropropene	50.0	50.3	101	66- 132	
Ethylbenzene	50.0	50.1	100	78- 125	
2-Hexanone	50.0	40.0	80	35- 151	

(Continued on next page)

SW846 8260B CHECK SAMPLE RECOVERY

Lab Name: TestAmerica Laboratories, Inc. Client: Tetra Tech NUS, Inc

Lab Code: TALPIT SDG No:

Lot #: C7K120000 WO #: KA2L91AC
BATCH: 7316069

COMPOUND	SPIKE ADDED (ug/kg)	SAMPLE CONCENT. (ug/kg)	% REC	QC LIMITS REC	QUAL
Methylene chloride	50.0	46.0	92	58 - 127	
4-Methyl-2-pentanone	50.0	40.8	82	48 - 143	
Styrene	50.0	52.8	106	74 - 126	
1,1,2,2-Tetrachloroethane	50.0	45.2	90	57 - 135	
Tetrachloroethene	50.0	45.7	91	74 - 130	
1,1,2-Trichloroethane	50.0	47.6	95	70 - 128	
1,1,1-Trichloroethane	50.0	47.9	96	67 - 126	
Trichlorofluoromethane	50.0	47.2	94	10 - 192	
Xylenes (total)	150	154	103	76 - 125	
Vinyl chloride	50.0	46.8	94	53 - 131	
Methyl tert-butyl ether	50.0	48.2	96	48 - 132	
Isopropylbenzene	50.0	51.8	104	70 - 133	
1,2,4-Trichlorobenzene	50.0	50.9	102	51 - 136	
1,1,2-Trichloro-1,2,2-tri	50.0	35.8	72	55 - 130	
Cyclohexane	50.0	46.5	93	64 - 133	
Methyl acetate	50.0	37.6	75	27 - 142	
Methylcyclohexane	50.0	50.0	100	66 - 135	

NOTES(S):

* Values outside of QC limits

Spike Recovery: 0 out of 48 outside limits

COMMENTS:

FORM III

SW846 8260B MATRIX SPIKE/MATRIX SPIKE DUPLICATE RECOVERY

Lab Name: TestAmerica Laboratories, Inc. Client: Tetra Tech NUS, Inc

Lab Code: TALPIT SDG No:

Matrix Spike ID: LAB MS/MSD Level:(low/med) LOW

Lot #: C7K090343 WO #: KAX9W1AD
BATCH: 7316069

COMPOUND	SPIKE ADDED (ug/kg)	SAMPLE CONCENT. (ug/kg)	MS CONCENT. (ug/kg)	MS % REC	LIMITS REC	QUAL
1,1-Dichloroethene	50.0	ND	48.5	97	46 - 143	
Trichloroethene	50.0	ND	51.6	103	46 - 141	
Benzene	50.0	ND	52.8	106	49 - 141	
Toluene	50.0	ND	50.3	101	32 - 161	
Chlorobenzene	50.0	ND	54.2	108	47 - 146	
Acetone	50.0	ND	39.6	79	10 - 192	
Bromodichloromethane	50.0	ND	56.7	113	66 - 128	
Bromoform	50.0	ND	55.8	112	45 - 148	
Bromomethane	50.0	ND	56.1	112	22 - 171	
2-Butanone	50.0	ND	45.4	91	10 - 177	
Carbon disulfide	50.0	ND	48.4	97	38 - 162	
Carbon tetrachloride	50.0	ND	55.7	111	57 - 134	
Chloroethane	50.0	ND	51.3	103	15 - 179	
Chloroform	50.0	ND	54.4	109	67 - 127	
Chloromethane	50.0	ND	51.8	104	39 - 155	
Dibromochloromethane	50.0	ND	56.8	114	61 - 140	
1,2-Dibromo-3-chloropropa	50.0	ND	42.5	85	27 - 156	
1,2-Dibromoethane	50.0	ND	53.0	106	63 - 133	
1,3-Dichlorobenzene	50.0	ND	48.5	97	65 - 137	
1,4-Dichlorobenzene	50.0	ND	48.2	96	61 - 138	
1,2-Dichlorobenzene	50.0	ND	49.5	99	64 - 137	
Dichlorodifluoromethane	50.0	ND	50.6	101	10 - 175	
1,1-Dichloroethane	50.0	ND	51.4	103	63 - 133	
1,2-Dichloroethane	50.0	ND	55.5	111	52 - 135	
trans-1,2-Dichloroethene	50.0	ND	50.3	101	61 - 132	
cis-1,2-Dichloroethene	50.0	ND	53.0	106	57 - 136	
1,2-Dichloropropane	50.0	ND	53.2	106	69 - 129	
cis-1,3-Dichloropropene	50.0	ND	56.4	113	60 - 132	

(Continued on next page)

SW846 8260B MATRIX SPIKE/MATRIX SPIKE DUPLICATE RECOVERY

Lab Name: TestAmerica Laboratories, Inc. Client: Tetra Tech NUS, Inc

Lab Code: TALPIT SDG No:

Matrix Spike ID: LAB MS/MSD Level: (low/med) LOW

Lot #: C7K090343 WO #: KAX9W1AD
BATCH: 7316069

COMPOUND	SPIKE ADDED (ug/kg)	SAMPLE CONCENT. (ug/kg)	MS CONCENT. (ug/kg)	MS % REC	LIMITS REC	QUAL
trans-1,3-Dichloropropene	50.0	ND	55.1	110	63 - 135	
Ethylbenzene	50.0	ND	52.9	106	57 - 145	
2-Hexanone	50.0	ND	46.9	94	27 - 163	
Methylene chloride	50.0	5.4	50.9	91	47 - 137	
4-Methyl-2-pentanone	50.0	ND	47.8	96	42 - 152	
Styrene	50.0	ND	56.8	114	68 - 137	
1,1,2,2-Tetrachloroethane	50.0	ND	51.7	103	50 - 144	
Tetrachloroethene	50.0	ND	48.7	97	65 - 139	
1,1,2-Trichloroethane	50.0	ND	52.7	105	65 - 135	
1,1,1-Trichloroethane	50.0	ND	51.8	104	54 - 137	
Trichlorofluoromethane	50.0	ND	54.6	109	16 - 173	
Xylenes (total)	150	ND	164	110	56 - 146	
Vinyl chloride	50.0	ND	51.7	103	54 - 141	
Methyl tert-butyl ether	50.0	ND	55.7	111	44 - 138	
Isopropylbenzene	50.0	ND	55.6	111	67 - 140	
1,2,4-Trichlorobenzene	50.0	ND	55.3	111	42 - 148	
1,1,2-Trichloro-1,2,2-tri	50.0	ND	50.8	102	49 - 142	
Cyclohexane	50.0	ND	51.5	103	47 - 147	
Methyl acetate	50.0	ND	44.4	89	20 - 151	
Methylcyclohexane	50.0	ND	55.0	110	33 - 160	

NOTES(S):

Results and reporting limits have been adjusted for dry weight.

Column to be used to flag recovery and RPD values with an asterisk
* Values outside of QC limits

RPD: 0 out of 0 outside limits
Spike Recovery: 0 out of 48 outside limits

COMMENTS:

FORM III

SW846 8260B MATRIX SPIKE/MATRIX SPIKE DUPLICATE RECOVERY

Lab Name: TestAmerica Laboratories, Inc. Client: Tetra Tech NUS, Inc

Lab Code: TALPIT SDG No:

Matrix Spike ID: LAB MS/MSD Level:(low/med) LOW

Lot #: C7K090343 WO #: KAX9W1AE
BATCH: 7316069

COMPOUND	SPIKE ADDED (ug/kg)	MSD CONCENT. (ug/kg)	MSD % REC	% RPD		QC LIMITS RPD	QC LIMITS REC	QUAL
1,1-Dichloroethene	50.0	46.6	93	4.0		36	46 - 143	
Trichloroethene	50.0	49.5	99	4.1		35	46 - 141	
Benzene	50.0	49.9	100	5.8		38	49 - 141	
Toluene	50.0	48.0	96	4.6		54	32 - 161	
Chlorobenzene	50.0	50.5	101	7.0		32	47 - 146	
Acetone	50.0	41.2	82	4.0		94	10 - 192	
Bromodichloromethane	50.0	52.7	105	7.4		32	66 - 128	
Bromoform	50.0	52.5	105	6.0		39	45 - 148	
Bromomethane	50.0	53.8	108	4.2		51	22 - 171	
2-Butanone	50.0	46.2	92	1.8		84	10 - 177	
Carbon disulfide	50.0	46.7	93	3.4		37	38 - 162	
Carbon tetrachloride	50.0	52.8	106	5.4		37	57 - 134	
Chloroethane	50.0	52.1	104	1.6		62	15 - 179	
Chloroform	50.0	51.0	102	6.6		29	67 - 127	
Chloromethane	50.0	50.6	101	2.4		34	39 - 155	
Dibromochloromethane	50.0	52.6	105	7.6		32	61 - 140	
1,2-Dibromo-3-chloropropa	50.0	43.6	87	2.4		72	27 - 156	
1,2-Dibromoethane	50.0	50.4	101	5.0		35	63 - 133	
1,3-Dichlorobenzene	50.0	46.1	92	5.0		28	65 - 137	
1,4-Dichlorobenzene	50.0	45.8	92	5.0		29	61 - 138	
1,2-Dichlorobenzene	50.0	47.1	94	4.9		28	64 - 137	
Dichlorodifluoromethane	50.0	47.8	96	5.8		49	10 - 175	
1,1-Dichloroethane	50.0	48.4	97	6.2		31	63 - 133	
1,2-Dichloroethane	50.0	51.9	104	6.7		34	52 - 135	
trans-1,2-Dichloroethene	50.0	48.7	97	3.3		36	61 - 132	
cis-1,2-Dichloroethene	50.0	49.9	100	6.0		31	57 - 136	
1,2-Dichloropropane	50.0	50.6	101	4.9		30	69 - 129	
cis-1,3-Dichloropropene	50.0	52.2	104	7.6		34	60 - 132	

(Continued on next page)

SW846 8260B MATRIX SPIKE/MATRIX SPIKE DUPLICATE RECOVERY

Lab Name: TestAmerica Laboratories, Inc. Client: Tetra Tech NUS, Inc

Lab Code: TALPIT SDG No:

Matrix Spike ID: LAB MS/MSD Level: (low/med) LOW

Lot #: C7K090343 WO #: KAX9W1AE
BATCH: 7316069

COMPOUND	SPIKE ADDED	MSD CONCENT.	MSD % REC	% RPD	QC LIMITS RPD	QC LIMITS REC	QUAL
trans-1,3-Dichloropropene	50.0	51.9	104	6.0	31	63 - 135	
Ethylbenzene	50.0	50.2	100	5.3	33	57 - 145	
2-Hexanone	50.0	49.4	99	5.2	55	27 - 163	
Methylene chloride	50.0	48.3	86	5.3	38	47 - 137	
4-Methyl-2-pentanone	50.0	49.1	98	2.8	45	42 - 152	
Styrene	50.0	53.3	107	6.3	29	68 - 137	
1,1,2,2-Tetrachloroethane	50.0	49.5	99	4.3	39	50 - 144	
Tetrachloroethene	50.0	46.5	93	4.5	33	65 - 139	
1,1,2-Trichloroethane	50.0	49.6	99	5.9	34	65 - 135	
1,1,1-Trichloroethane	50.0	49.4	99	4.7	35	54 - 137	
Trichlorofluoromethane	50.0	52.6	105	3.8	76	16 - 173	
Xylenes (total)	150	155	103	6.2	33	56 - 146	
Vinyl chloride	50.0	49.8	100	3.6	33	54 - 141	
Methyl tert-butyl ether	50.0	53.0	106	4.9	45	44 - 138	
Isopropylbenzene	50.0	52.5	105	5.8	33	67 - 140	
1,2,4-Trichlorobenzene	50.0	49.2	98	12	54	42 - 148	
1,1,2-Trichloro-1,2,2-tri	50.0	47.7	95	6.4	44	49 - 142	
Cyclohexane	50.0	48.4	97	6.3	38	47 - 147	
Methyl acetate	50.0	45.0	90	1.3	84	20 - 151	
Methylcyclohexane	50.0	51.6	103	6.6	41	33 - 160	

NOTES(S):

Results and reporting limits have been adjusted for dry weight.

Column to be used to flag recovery and RPD values with an asterisk
* Values outside of QC limits

RPD: 0 out of 48 outside limits
Spike Recovery: 0 out of 48 outside limits

COMMENTS:

FORM III

SW846 8260B SURROGATE RECOVERY

Lab Name: TestAmerica Laboratories, Inc. Client: Tetra Tech NUS, Inc

Lab Code: TALPIT SDG No:

Lot #: C7K020180

Extraction: XXA15QK01

	CLIENT ID.	SRG01	SRG02	SRG03	SRG04	TOT OUT
01	FMC-24	95	106	101	97	00
02	FMC-9	100	108	104	100	00
03	FMC-10	96	103	101	97	00
04	FMC-11	98	102	101	96	00
05	FMC-12	102	106	105	101	00
06	FMC-13	102	115	104	101	00
07	FMC-14	98	102	99	94	00
08	FMC-15	102	99	103	97	00
09	FMC-16	97	99	101	97	00
10	FMC-17	103	104	101	96	00
11	FMC-18	99	103	94	88	00
12	FMC-19	102	111	96	91	00
13	FMC-20	102	112	98	91	00
14	FMC-21	97	101	101	95	00
15	FMC-22	99	104	100	95	00
16	FMC-23	100	102	100	94	00
17	FMC-3	96	103	101	90	00
18	FMC-4	97	111	95	82	00
19	FMC-5	98	113	89	78	00
20	FMC-6	102	109	99	90	00
21	FMC-7	96	100	90	93	00
22	FMC-8	102	99	91	91	00
23	FMC-25	102	105	88	96	00
24	FMC-26	99	103	88	94	00
25	INTRA-LAB QC	95	97	99	100	00
26	METHOD BLK. KA07J1AA	101	101	103	95	00
27	METHOD BLK. KA2L91AA	99	91	99	93	00

\# Column to be used to flag recovery values
* Values outside of required QC Limits
D System monitoring Compound diluted out

FORM II

SW846 8260B SURROGATE RECOVERY

Lab Name: TestAmerica Laboratories, Inc. Client: Tetra Tech NUS, Inc

Lab Code: TALPIT SDG No:

Lot #: C7K020180

Extraction: XXA15QK01

	CLIENT ID.	SRG01	SRG02	SRG03	SRG04	TOT OUT
01	LCS KA07J1AC	92	97	104	88	00
02	LCS KA2L91AC	94	93	98	93	00
03	FMC-24 D	97	98	104	93	00
04	LAB MS/MSD D	97	94	98	96	00
05	FMC-24 S	92	93	99	88	00
06	LAB MS/MSD S	104	98	104	100	00

SURROGATES		QC LIMITS
SRG01	= 1,2-Dichloroethane-d4	(52-124)
SRG02	= Toluene-d8	(72-127)
SRG03	= 4-Bromofluorobenzene	(63-120)
SRG04	= Dibromofluoromethane	(68-121)

\# Column to be used to flag recovery values
* Values outside of required QC Limits
D System monitoring Compound diluted out

FORM II

SW846 8260B SURROGATE RECOVERY

Lab Name: TestAmerica Laboratories, Inc. Client: Tetra Tech NUS, Inc

Lab Code: TALPIT SDG No:

Lot #: C7K020180

Extraction: XXI25QK01

	CLIENT ID.	SRG01	SRG02	SRG03	SRG04	TOT OUT
01	Trip Blank#3	103	92	102	101	00
02	Trip Blank#4	106	96	100	107	00
03	INTRA-LAB QC	104	95	90	98	00
04	METHOD BLK. KA1XM1AA	96	98	87	92	00
05	LCS KA1XM1AC	114	97	100	109	00
06	LAB MS/MSD D	116	96	98	109	00
07	LAB MS/MSD S	103	94	95	103	00

SURROGATES		QC LIMITS
SRG01	= 1,2-Dichloroethane-d4	(64-135)
SRG02	= Toluene-d8	(71-118)
SRG03	= 4-Bromofluorobenzene	(70-118)
SRG04	= Dibromofluoromethane	(64-128)

\# Column to be used to flag recovery values
* Values outside of required QC Limits
D System monitoring Compound diluted out

FORM II

5A
VOLATILE ORGANIC INSTRUMENT PERFORMANCE CHECK
BROMOFLUOROBENZENE (BFB)

Lab Name: TESTAMERICA PITTSBURGH Contract:

Lab Code: TA Case No.: SAS No.: SDG No.: METHODS

Lab File ID: BF31108A BFB Injection Date: 11/08/07

Instrument ID: HP3 BFB Injection Time: 1045

GC Column: DB624 20M ID: 0.18 (mm) Heated Purge: (Y/N) Y

m/e	ION ABUNDANCE CRITERIA	% RELATIVE ABUNDANCE
50	15.0 - 40.0% of mass 95	20.2
75	30.0 - 60.0% of mass 95	44.6
95	Base Peak, 100% relative abundance	100.0
96	5.0 - 9.0% of mass 95	6.7
173	Less than 2.0% of mass 174	0.0 (0.0)1
174	50.0 - 100.0% of mass 95	70.5
175	5.0 - 9.0% of mass 174	5.4 (7.7)1
176	95.0 - 101.0% of mass 174	68.4 (97.0)1
177	5.0 - 9.0% of mass 176	4.3 (6.3)2

1-Value is % mass 174 2-Value is % mass 176

THIS CHECK APPLIES TO THE FOLLOWING SAMPLES, MS, MSD, BLANKS, AND STANDARDS:

	EPA SAMPLE NO.	LAB SAMPLE ID	LAB FILE ID	DATE ANALYZED	TIME ANALYZED
01	VSTD5	VSTD5	1A31108	11/08/07	1127
02	VSTD25	VSTD25	1B31108	11/08/07	1151
03	VSTD50	VSTD50	1C31108	11/08/07	1214
04	VSTD100	VSTD100	1D31108	11/08/07	1238
05	VSTD200	VSTD200	1E31108	11/08/07	1302
06	VSTD250	VSTD250	1F31108	11/08/07	1326
07					
08					
09					
10					
11					
12					
13					
14					
15					
16					
17					
18					
19					
20					
21					
22					

FORM V VOA OLM03.0

V By Patrick Hammond 11/9/07

TestAmerica Pittsburgh

INITIAL CALIBRATION DATA

Start Cal Date : 08-NOV-2007 11:27
End Cal Date : 08-NOV-2007 13:26
Quant Method : ISTD
Origin : Disabled
Target Version : 4.14
Integrator : HP RTE
Method file : \\pitsvr06\d\chem\hp3.i\3110807n.b\8260bsoil.m
Last Edit : 08-Nov-2007 13:45 hp3.i
Curve Type : Average

Calibration File Names:
Level 1: \\pitsvr06\d\chem\hp3.i\3110807n.b\1A31108.D
Level 2: \\pitsvr06\d\chem\hp3.i\3110807n.b\1B31108.D
Level 3: \\pitsvr06\d\chem\hp3.i\3110807n.b\1C31108.D
Level 4: \\pitsvr06\d\chem\hp3.i\3110807n.b\1D31108.D
Level 5: \\pitsvr06\d\chem\hp3.i\3110807n.b\1E31108.D
Level 6: \\pitsvr06\d\chem\hp3.i\3110807n.b\1F31108.D

	Compound	5.000 Level 1	25.000 Level 2	50.000 Level 3	100.000 Level 4	200.000 Level 5	250.000 Level 6	RRF	% RSD	
1	Dichlorodifluoromethane	0.29043	0.27630	0.27035	0.29615	0.27769	0.28191	0.28214	3.392	
164	trans-1,4-Dichloro-2-butene	+++++	+++++	+++++	+++++	+++++	+++++	+++++	+++++	<-
155	N-Heptane	+++++	+++++	+++++	+++++	+++++	+++++	+++++	+++++	<-
2	Chloromethane	0.47437	0.43847	0.41389	0.43885	0.41613	0.41132	0.43217	5.564	
3	Vinyl Chloride	0.35382	0.34146	0.33188	0.35729	0.32233	0.33588	0.34044	3.910	
4	Bromomethane	0.06336	0.06310	0.05996	0.06642	0.06537	0.06866	0.06448	4.688	
5	Chloroethane	0.12760	0.07614	0.07436	0.07400	0.08130	0.08147	0.08581	24.164	<-
7	Dichlorofluoromethane	+++++	+++++	+++++	+++++	+++++	+++++	+++++	+++++	<-
166	Trichlorofluoromethane	0.36291	0.26049	0.25820	0.24430	0.20062	0.16436	0.24848	27.127	
8	Ethyl Ether	+++++	+++++	+++++	+++++	+++++	+++++	+++++	+++++	<-
9	Ethanol	+++++	+++++	+++++	+++++	+++++	+++++	+++++	+++++	<-
10	1,1,2-trichloro-1,2,2-trifluo	0.28889	0.25485	0.24225	0.25496	0.25738	0.24616	0.25741	6.407	
156	Methyl Acetate	0.35886	0.29970	0.30590	0.32417	0.32408	0.31783	0.32176	6.432	
157	Cyclohexane	0.73887	0.63644	0.61094	0.67538	0.63621	0.64582	0.65728	6.852	
158	Methyl Cyclohexane	0.55595	0.52731	0.51990	0.57846	0.54979	0.53881	0.54504	3.887	
11	Acrolein	+++++	+++++	+++++	+++++	+++++	+++++	+++++	+++++	<-
12	1,1-Dichloroethene	0.30272	0.26190	0.25374	0.27437	0.26865	0.26683	0.27137	6.212	
13	Acetone	0.18769	0.12601	0.13132	0.13499	0.12663	0.11061	0.13621	19.497	<-
14	Iodomethane	+++++	+++++	+++++	+++++	+++++	+++++	+++++	+++++	<-
15	Carbon Disulfide	0.80492	0.82389	0.83403	0.92510	0.91788	0.92874	0.87243	6.564	
16	3-Chloro-1-propene	+++++	+++++	+++++	+++++	+++++	+++++	+++++	+++++	<-
17	Acetonitrile	0.03453	0.02446	0.03023	0.02664	0.02791	0.02606	0.02830	12.763	
18	Methylene Chloride	0.42631	0.31331	0.28568	0.30256	0.29150	0.29157	0.31849	16.870	<-
19	trans-1,2-Dichloroethene	0.30385	0.28735	0.27289	0.29405	0.29256	0.28609	0.28946	3.550	
20	Methyl tert-butyl ether	0.73887	0.75282	0.71368	0.78002	0.78471	0.78291	0.75884	3.806	
21	tert-Butyl Alcohol	+++++	+++++	+++++	+++++	+++++	+++++	+++++	+++++	<-
22	Acrylonitrile	+++++	+++++	+++++	+++++	+++++	+++++	+++++	+++++	<-
23	Hexane	+++++	+++++	+++++	+++++	+++++	+++++	+++++	+++++	<-

TestAmerica Pittsburgh

INITIAL CALIBRATION DATA

Start Cal Date : 08-NOV-2007 11:27
End Cal Date : 08-NOV-2007 13:26
Quant Method : ISTD
Origin : Disabled
Target Version : 4.14
Integrator : HP RTE
Method file : \\pitsvr06\d\chem\hp3.i\3110807n.b\8260bsoil.m
Last Edit : 08-Nov-2007 13:45 hp3.i
Curve Type : Average

	Compound	5.000 Level 1	25.000 Level 2	50.000 Level 3	100.000 Level 4	200.000 Level 5	250.000 Level 6	RRF	% RSD	
	24 1,1-Dichloroethane	0.61161	0.54917	0.51669	0.55614	0.55434	0.54484	0.55546	5.584	
	25 Isopropyl Ether	+++++	+++++	+++++	+++++	+++++	+++++	+++++	+++++	<-
	26 2-Chloro-1,3-butadiene	+++++	+++++	+++++	+++++	+++++	+++++	+++++	+++++	<-
	27 2,2-Dichloropropane	0.24417	0.23404	0.21916	0.23786	0.22386	0.21700	0.22935	4.779	
	28 cis-1,2-dichloroethene	0.30698	0.29637	0.27977	0.30181	0.29314	0.28483	0.29382	3.478	
M	29 1,2-Dichloroethene (total)	0.30541	0.29186	0.27633	0.29793	0.29285	0.28546	0.29164	3.440	
	30 Bromochloromethane	0.10894	0.11913	0.11476	0.12518	0.12387	0.12235	0.11904	5.210	
	31 2-Butanone	0.19304	0.18413	0.20272	0.21666	0.21777	0.20585	0.20336	6.477	
	32 Vinyl Acetate	+++++	+++++	+++++	+++++	+++++	+++++	+++++	+++++	<-
	33 Ethyl Acetate	+++++	+++++	+++++	+++++	+++++	+++++	+++++	+++++	<-
	34 Propionitrile	+++++	+++++	+++++	+++++	+++++	+++++	+++++	+++++	<-
	35 Tetrahydrofuran	+++++	+++++	+++++	+++++	+++++	+++++	+++++	+++++	<-
	36 Methacrylonitrile	+++++	+++++	+++++	+++++	+++++	+++++	+++++	+++++	<-
	37 Chloroform	0.44906	0.41806	0.39967	0.43605	0.43536	0.43069	0.42815	4.006	
	38 1,1,1-Trichloroethane	0.48738	0.34586	0.33276	0.36125	0.35661	0.35378	0.37294	15.270	<-
	40 1,1-Dichloropropene	0.38778	0.37728	0.37138	0.40388	0.38688	0.37349	0.38345	3.153	
	41 Carbon Tetrachloride	0.25742	0.25682	0.25948	0.29733	0.29387	0.30252	0.27791	7.953	
	42 Benzene	1.22673	1.16063	1.13346	1.20115	1.15557	1.10600	1.16392	3.783	
	44 Isobutanol	+++++	+++++	+++++	+++++	+++++	+++++	+++++	+++++	<-
	45 1,2-Dichloroethane	0.35344	0.33888	0.32548	0.35371	0.34653	0.34210	0.34336	3.082	
	47 Trichloroethene	0.31243	0.26651	0.26322	0.27969	0.27381	0.26853	0.27737	6.537	
	48 n-Butanol	+++++	+++++	+++++	+++++	+++++	+++++	+++++	+++++	<-
	49 1,2-Dichloropropane	0.31458	0.30413	0.30145	0.32749	0.32156	0.31067	0.31331	3.200	
	50 Dibromomethane	0.11977	0.13415	0.13462	0.14705	0.14540	0.14158	0.13710	7.318	
	51 Methyl methacrylate	+++++	+++++	+++++	+++++	+++++	+++++	+++++	+++++	<-
	52 1,4-Dioxane	+++++	+++++	+++++	+++++	+++++	+++++	+++++	+++++	<-
	53 Bromodichloromethane	0.24911	0.27693	0.27782	0.31669	0.31884	0.31794	0.29289	9.972	
	54 2-Nitropropane	+++++	+++++	+++++	+++++	+++++	+++++	+++++	+++++	<-
	55 2-Methylfuran	+++++	+++++	+++++	+++++	+++++	+++++	+++++	+++++	<-
	56 2-Chloroethyl vinyl ether	+++++	+++++	+++++	+++++	+++++	+++++	+++++	+++++	<-
	57 cis-1,3-Dichloropropene	0.32095	0.38756	0.39483	0.44285	0.44361	0.43567	0.40424	11.777	
	58 4-Methyl-2-Pentanone	1.77459	1.75482	1.80210	1.86353	1.68060	1.62119	1.74947	4.959	
	60 Toluene	6.67439	5.89296	5.55599	5.56603	4.92353	4.69546	5.55139	12.750	
	61 trans-1,3-Dichloropropene	1.30864	1.58328	1.58739	1.71614	1.60593	1.56827	1.56161	8.640	
	62 Ethyl methacrylate	+++++	+++++	+++++	+++++	+++++	+++++	+++++	+++++	<-
	63 1,3-Dichloropropane	1.95866	1.91352	1.90057	1.92436	1.71031	1.63836	1.84096	7.196	

TestAmerica Pittsburgh

INITIAL CALIBRATION DATA

Start Cal Date : 08-NOV-2007 11:27
End Cal Date : 08-NOV-2007 13:26
Quant Method : ISTD
Origin : Disabled
Target Version : 4.14
Integrator : HP RTE
Method file : \\pitsvr06\d\chem\hp3.i\3110807n.b\8260bsoil.m
Last Edit : 08-Nov-2007 13:45 hp3.i
Curve Type : Average

	Compound	5.000 Level 1	25.000 Level 2	50.000 Level 3	100.000 Level 4	200.000 Level 5	250.000 Level 6	RRF	% RSD	
	64 1,1,2-Trichloroethane	1.05907	1.01080	0.98553	1.01870	0.91327	0.87870	0.97768	6.999	
	65 Tetrachloroethene	1.27281	1.01846	0.97419	0.96400	0.86595	0.82768	0.98718	15.914	<-
	66 2-Hexanone	1.27000	1.28407	1.35749	1.40159	1.23096	1.19069	1.28913	6.087	
	67 Dibromochloromethane	0.71043	0.85071	0.85407	0.94072	0.88587	0.87463	0.85274	9.019	
	68 1,2-Dibromoethane	0.96317	1.01387	0.99780	1.02858	0.92900	0.90525	0.97294	5.035	
	70 Chlorobenzene	3.57869	3.42667	3.28421	3.27322	2.79638	2.64480	3.16733	11.575	
	71 1,1,1,2-Tetrachloroethane	1.01323	1.06938	1.03075	1.06842	0.96111	0.92454	1.01124	5.777	
	72 Ethylbenzene	1.98641	1.95837	1.90421	1.90379	1.64119	1.51840	1.81873	10.544	
	73 m + p-Xylene	2.40432	2.38053	2.31520	2.23491	1.85224	1.70031	2.14792	13.861	
	74 Xylene-o	2.37561	2.31698	2.19609	2.14691	1.79374	1.62667	2.07600	14.433	
M	75 Xylenes (total)	2.39475	2.35935	2.27550	2.20557	1.83274	1.67576	2.12395	14.031	
	76 Styrene	3.38374	3.70867	3.67597	3.67926	3.08354	2.79081	3.38700	11.203	
	77 Bromoform	0.48457	0.53762	0.59571	0.66932	0.63147	0.59803	0.58612	11.286	
	78 Isopropylbenzene	5.82100	5.93341	5.71261	5.80206	4.96015	4.32455	5.42563	11.851	
	79 Bromobenzene	0.90017	0.90613	0.87056	0.94551	0.94634	1.06420	0.93882	7.231	
	81 n-Propylbenzene	1.07084	1.09617	1.09071	1.20405	1.18909	1.25121	1.15034	6.432	
	82 2-Chlorotoluene	0.95316	0.94107	0.89817	0.98512	0.98406	1.03295	0.96576	4.759	
	83 1,1,2,2-Tetrachloroethane	1.54276	1.48139	1.50888	1.51359	1.24069	1.12630	1.40227	12.435	
	84 1,2,3-Trichloropropane	0.31864	0.28750	0.30666	0.32660	0.32775	0.37883	0.32433	9.441	
	85 4-Chlorotoluene	0.95967	0.97635	0.88344	0.95740	0.93983	1.00457	0.95354	4.267	
	86 1,3,5-Trimethylbenzene	3.32863	3.33831	3.23213	3.49095	3.27173	3.02228	3.28067	4.703	
	87 tert-Butylbenzene	2.80395	2.85096	2.82707	3.09858	2.99796	2.69218	2.87845	5.067	
	88 1,2,4-Trimethylbenzene	3.33864	3.34685	3.29141	3.60006	3.42620	3.09875	3.35032	4.905	
	89 sec-Butylbenzene	4.46790	4.48866	4.38432	4.83874	4.58206	3.92094	4.44710	6.780	
	90 4-Isopropyltoluene	3.54130	3.55035	3.46623	3.79339	3.43065	2.82068	3.43377	9.494	
	91 1,3-Dichlorobenzene	1.77017	1.74582	1.65767	1.78923	1.67214	1.65857	1.71560	3.479	
	93 1,4-Dichlorobenzene	1.82726	1.77285	1.69281	1.85626	1.73612	1.71269	1.76633	3.672	
	94 n-Butylbenzene	3.47817	3.47417	3.40144	3.83111	3.35315	2.73729	3.37922	10.556	
	95 1,2-Dichlorobenzene	1.69050	1.66576	1.65444	1.72119	1.58936	1.54161	1.62714	4.630	
	96 1,2-Dibromo-3-chloropropane	0.16005	0.16948	0.19194	0.23442	0.21737	0.23915	0.20207	16.542	<-
	97 1,2,4-Trichlorobenzene	1.05732	1.07182	1.00433	1.19332	0.96059	0.81666	1.01734	12.371	
	98 Hexachlorobutadiene	0.55002	0.52805	0.52728	0.66574	0.51591	0.36996	0.52616	17.942	<-
	99 Naphthalene	3.10364	2.59098	2.63195	3.06173	2.61708	2.62746	2.77214	8.706	
	100 1,2,3-Trichlorobenzene	0.99516	0.93046	0.91710	1.05557	0.88544	0.80047	0.93070	9.482	
	101 Tetrahydrothiophene	+++++	+++++	+++++	+++++	+++++	+++++	+++++	+++++	<-
	102 Cyclohexanone	+++++	+++++	+++++	+++++	+++++	+++++	+++++	+++++	<-

TestAmerica Pittsburgh

INITIAL CALIBRATION DATA

Start Cal Date : 08-NOV-2007 11:27
End Cal Date : 08-NOV-2007 13:26
Quant Method : ISTD
Origin : Disabled
Target Version : 4.14
Integrator : HP RTE
Method file : \\pitsvr06\d\chem\hp3.i\3110807n.b\8260bsoil.m
Last Edit : 08-Nov-2007 13:45 hp3.i
Curve Type : Average

Compound	5.000 Level 1	25.000 Level 2	50.000 Level 3	100.000 Level 4	200.000 Level 5	250.000 Level 6	RRF	% RSD	
104 1,4-Dichlorobutane	+++++	+++++	+++++	+++++	+++++	+++++	+++++	+++++	<-
105 1-Chlorohexane	+++++	+++++	+++++	+++++	+++++	+++++	+++++	+++++	<-
165 1,3,5-Trichlorobenzene	1.33831	1.20439	1.18341	1.35971	1.09853	0.83944	1.17063	16.211	
$ 39 Dibromofluoromethane	0.27081	0.19595	0.19109	0.20191	0.20770	0.19609	0.21059	14.268	
$ 43 1,2-Dichloroethane-d4	0.30763	0.23933	0.23546	0.25260	0.25434	0.24111	0.25508	10.514	
$ 59 Toluene-d8	5.61410	4.30563	4.26863	4.16013	3.86213	3.59258	4.30053	16.242	<-
$ 80 Bromofluorobenzene	1.99659	1.54965	1.56814	1.55949	1.41539	1.21315	1.55040	16.607	<-

TestAmerica Pittsburgh

INITIAL CALIBRATION DATA

Start Cal Date : 08-NOV-2007 11:27
End Cal Date : 08-NOV-2007 13:26
Quant Method : ISTD
Target Version : 4.14
Integrator : HP RTE
Method file : \\pitsvr06\d\chem\hp3.i\3110807n.b\8260bsoil.m
Last Edit : 08-Nov-2007 13:54 gordonk

Calibration File Names:
Level 1: \\pitsvr06\d\chem\hp3.i\3110807n.b\1A31108.D
Level 2: \\pitsvr06\d\chem\hp3.i\3110807n.b\1B31108.D
Level 3: \\pitsvr06\d\chem\hp3.i\3110807n.b\1C31108.D
Level 4: \\pitsvr06\d\chem\hp3.i\3110807n.b\1D31108.D
Level 5: \\pitsvr06\d\chem\hp3.i\3110807n.b\1E31108.D
Level 6: \\pitsvr06\d\chem\hp3.i\3110807n.b\1F31108.D

		5.0000	25.0000	50.0000	100.0000	200.0000	250.0000		Coefficients			%RSD	
	Compound	Level 1	Level 2	Level 3	Level 4	Level 5	Level 6	Curve	b	m1	m2	or R^2	
1	Dichlorodifluoromethane	0.29043	0.27630	0.27035	0.29615	0.27769	0.28191	AVRG		0.28214		3.39157	
164	trans-1,4-Dichloro-2-butene	+++++	+++++	+++++	+++++	+++++	+++++	AVRG		0.000e+000		0.000e+000	<-
155	N-Heptane	+++++	+++++	+++++	+++++	+++++	+++++	AVRG		0.000e+000		0.000e+000	<-
2	Chloromethane	0.47437	0.43847	0.41389	0.43885	0.41613	0.41132	AVRG		0.43217		5.56406	
3	Vinyl Chloride	0.35382	0.34146	0.33188	0.35729	0.32233	0.33588	AVRG		0.34044		3.90977	
4	Bromomethane	0.06336	0.06310	0.05996	0.06642	0.06537	0.06866	AVRG		0.06448		4.68752	
5	Chloroethane	3746	11972	22467	44051	99541	125262	QUAD	-0.04529	14.22245	-4.76306	0.99944	
7	Dichlorofluoromethane	+++++	+++++	+++++	+++++	+++++	+++++	AVRG		0.000e+000		0.000e+000	<-
166	Trichlorofluoromethane	0.36291	0.26049	0.25820	0.24430	0.20062	0.16436	AVRG		0.24848		27.12736	
8	Ethyl Ether	+++++	+++++	+++++	+++++	+++++	+++++	AVRG		0.000e+000		0.000e+000	<-
9	Ethanol	+++++	+++++	+++++	+++++	+++++	+++++	AVRG		0.000e+000		0.000e+000	<-
10	1,1,2-trichloro-1,2,2-trifluo	0.28889	0.25485	0.24225	0.25496	0.25738	0.24616	AVRG		0.25741		6.40719	
156	Methyl Acetate	0.35886	0.29970	0.30590	0.32417	0.32408	0.31783	AVRG		0.32176		6.43161	
157	Cyclohexane	0.73887	0.63644	0.61094	0.67538	0.63621	0.64582	AVRG		0.65728		6.85201	

TestAmerica Pittsburgh

INITIAL CALIBRATION DATA

Start Cal Date : 08-NOV-2007 11:27
End Cal Date : 08-NOV-2007 13:26
Quant Method : ISTD
Target Version : 4.14
Integrator : HP RTE
Method file : \\pitsvr06\d\chem\hp3.i\3110807n.b\8260bsoil.m
Last Edit : 08-Nov-2007 13:54 gordonk

	Compound	5.0000 Level 1	25.0000 Level 2	50.0000 Level 3	100.0000 Level 4	200.0000 Level 5	250.0000 Level 6	Curve	Coefficients b	m1	m2	%RSD or R^2	
	158 Methyl Cyclohexane	0.55595	0.52731	0.51990	0.57846	0.54979	0.53881	AVRG		0.54504		3.88682	
	11 Acrolein	+++++	+++++	+++++	+++++	+++++	+++++	AVRG		0.000e+000		0.000e+000	<-
	12 1,1-Dichloroethene	0.30272	0.26190	0.25374	0.27437	0.26865	0.26683	AVRG		0.27137		6.21155	
	13 Acetone	5510	19814	39676	80356	155046	170072	QUAD	0.08235	5.65655	5.14454	0.99316	
	14 Iodomethane	+++++	+++++	+++++	+++++	+++++	+++++	AVRG		0.000e+000		0.000e+000	<-
	15 Carbon Disulfide	0.80492	0.82389	0.83403	0.92510	0.91788	0.92874	AVRG		0.87243		6.56442	
	16 3-Chloro-1-propene	+++++	+++++	+++++	+++++	+++++	+++++	AVRG		0.000e+000		0.000e+000	<-
	17 Acetonitrile	0.03453	0.02446	0.03023	0.02664	0.02791	0.02606	AVRG		0.02830		12.76318	
	18 Methylene Chloride	12515	49263	86317	180105	356904	448290	QUAD	-0.02676	3.39314	0.04006	0.99973	
	19 trans-1,2-Dichloroethene	0.30385	0.28735	0.27289	0.29405	0.29256	0.28609	AVRG		0.28946		3.55005	
	20 Methyl tert-butyl ether	0.73887	0.75282	0.71368	0.78002	0.78471	0.78291	AVRG		0.75884		3.80647	
	21 tert-Butyl Alcohol	+++++	+++++	+++++	+++++	+++++	+++++	AVRG		0.000e+000		0.000e+000	<-
	22 Acrylonitrile	+++++	+++++	+++++	+++++	+++++	+++++	AVRG		0.000e+000		0.000e+000	<-
	23 Hexane	+++++	+++++	+++++	+++++	+++++	+++++	AVRG		0.000e+000		0.000e+000	<-
	24 1,1-Dichloroethane	0.61161	0.54917	0.51669	0.55614	0.55434	0.54484	AVRG		0.55546		5.58407	
	25 Isopropyl Ether	+++++	+++++	+++++	+++++	+++++	+++++	AVRG		0.000e+000		0.000e+000	<-
	26 2-Chloro-1,3-butadiene	+++++	+++++	+++++	+++++	+++++	+++++	AVRG		0.000e+000		0.000e+000	<-
	27 2,2-Dichloropropane	0.24417	0.23404	0.21916	0.23786	0.22386	0.21700	AVRG		0.22935		4.77872	
	28 cis-1,2-dichloroethene	0.30698	0.29637	0.27977	0.30181	0.29314	0.28483	AVRG		0.29382		3.47849	
M	29 1,2-Dichloroethene (total)	0.30541	0.29186	0.27633	0.29793	0.29285	0.28546	AVRG		0.29164		3.44040	
	30 Bromochloromethane	0.10894	0.11913	0.11476	0.12518	0.12387	0.12235	AVRG		0.11904		5.20967	
	31 2-Butanone	0.19304	0.18413	0.20272	0.21666	0.21777	0.20585	AVRG		0.20336		6.47677	

TestAmerica Pittsburgh

INITIAL CALIBRATION DATA

Start Cal Date : 08-NOV-2007 11:27
End Cal Date : 08-NOV-2007 13:26
Quant Method : ISTD
Target Version : 4.14
Integrator : HP RTE
Method file : \\pitsvr06\d\chem\hp3.i\3110807n.b\8260bsoil.m
Last Edit : 08-Nov-2007 13:54 gordonk

Compound	5.0000 Level 1	25.0000 Level 2	50.0000 Level 3	100.0000 Level 4	200.0000 Level 5	250.0000 Level 6	Curve	Coefficients b	Coefficients m1	Coefficients m2	%RSD or R^2	
32 Vinyl Acetate	+++++	+++++	+++++	+++++	+++++	+++++	AVRG		0.000e+000		0.000e+000	<-
33 Ethyl Acetate	+++++	+++++	+++++	+++++	+++++	+++++	AVRG		0.000e+000		0.000e+000	<-
34 Propionitrile	+++++	+++++	+++++	+++++	+++++	+++++	AVRG		0.000e+000		0.000e+000	<-
35 Tetrahydrofuran	+++++	+++++	+++++	+++++	+++++	+++++	AVRG		0.000e+000		0.000e+000	<-
36 Methacrylonitrile	+++++	+++++	+++++	+++++	+++++	+++++	AVRG		0.000e+000		0.000e+000	<-
37 Chloroform	0.44906	0.41806	0.39967	0.43605	0.43536	0.43069	AVRG		0.42815		4.00607	
38 1,1,1-Trichloroethane	14308	54382	100541	215037	436613	543939	QUAD	0.00629	2.78958	0.01486	0.99963	
40 1,1-Dichloropropene	0.38778	0.37728	0.37138	0.40388	0.38688	0.37349	AVRG		0.38345		3.15298	
41 Carbon Tetrachloride	0.25742	0.25682	0.25948	0.29733	0.29387	0.30252	AVRG		0.27791		7.95309	
42 Benzene	1.22673	1.16063	1.13346	1.20115	1.15557	1.10600	AVRG		1.16392		3.78314	
44 Isobutanol	+++++	+++++	+++++	+++++	+++++	+++++	AVRG		0.000e+000		0.000e+000	<-
45 1,2-Dichloroethane	0.35344	0.33888	0.32548	0.35371	0.34653	0.34210	AVRG		0.34336		3.08222	
47 Trichloroethene	0.31243	0.26651	0.26322	0.27969	0.27381	0.26853	AVRG		0.27737		6.53688	
48 n-Butanol	+++++	+++++	+++++	+++++	+++++	+++++	AVRG		0.000e+000		0.000e+000	<-
49 1,2-Dichloropropane	0.31458	0.30413	0.30145	0.32749	0.32156	0.31067	AVRG		0.31331		3.20039	
50 Dibromomethane	0.11977	0.13415	0.13462	0.14705	0.14540	0.14158	AVRG		0.13710		7.31843	
51 Methyl methacrylate	+++++	+++++	+++++	+++++	+++++	+++++	AVRG		0.000e+000		0.000e+000	<-
52 1,4-Dioxane	+++++	+++++	+++++	+++++	+++++	+++++	AVRG		0.000e+000		0.000e+000	<-
53 Bromodichloromethane	0.24911	0.27693	0.27782	0.31669	0.31884	0.31794	AVRG		0.29289		9.97250	
54 2-Nitropropane	+++++	+++++	+++++	+++++	+++++	+++++	AVRG		0.000e+000		0.000e+000	<-
55 2-Methylfuran	+++++	+++++	+++++	+++++	+++++	+++++	AVRG		0.000e+000		0.000e+000	<-
56 2-Chloroethyl vinyl ether	+++++	+++++	+++++	+++++	+++++	+++++	AVRG		0.000e+000		0.000e+000	<-

TestAmerica Pittsburgh

INITIAL CALIBRATION DATA

Start Cal Date : 08-NOV-2007 11:27
End Cal Date : 08-NOV-2007 13:26
Quant Method : ISTD
Target Version : 4.14
Integrator : HP RTE
Method file : \\pitsvr06\d\chem\hp3.i\3110807n.b\8260bsoil.m
Last Edit : 08-Nov-2007 13:54 gordonk

	Compound	5.0000 Level 1	25.0000 Level 2	50.0000 Level 3	100.0000 Level 4	200.0000 Level 5	250.0000 Level 6	Curve	Coefficients b	Coefficients m1	Coefficients m2	%RSD or R^2	
	57 cis-1,3-Dichloropropene	0.32095	0.38756	0.39483	0.44285	0.44361	0.43567	AVRG		0.40424		11.77712	
	58 4-Methyl-2-Pentanone	1.77459	1.75482	1.80210	1.86353	1.68060	1.62119	AVRG		1.74947		4.95935	
	60 Toluene	6.67439	5.89296	5.55599	5.56603	4.92353	4.69546	AVRG		5.55139		12.74986	
	61 trans-1,3-Dichloropropene	1.30864	1.58328	1.58739	1.71614	1.60593	1.56827	AVRG		1.56161		8.63980	
	62 Ethyl methacrylate	+++++	+++++	+++++	+++++	+++++	+++++	AVRG		0.000e+000		0.000e+000	<-
	63 1,3-Dichloropropane	1.95866	1.91352	1.90057	1.92436	1.71031	1.63836	AVRG		1.84096		7.19572	
	64 1,1,2-Trichloroethane	1.05907	1.01080	0.98553	1.01870	0.91327	0.87870	AVRG		0.97768		6.99891	
	65 Tetrachloroethene	7247	32197	61873	128524	257065	307526	QUAD	0.00883	0.90732	0.07159	0.99984	
	66 2-Hexanone	1.27000	1.28407	1.35749	1.40159	1.23096	1.19069	AVRG		1.28913		6.08673	
	67 Dibromochloromethane	0.71043	0.85071	0.85407	0.94072	0.88587	0.87463	AVRG		0.85274		9.01878	
	68 1,2-Dibromoethane	0.96317	1.01387	0.99780	1.02858	0.92900	0.90525	AVRG		0.97294		5.03482	
	70 Chlorobenzene	3.57869	3.42667	3.28421	3.27322	2.79638	2.64480	AVRG		3.16733		11.57456	
	71 1,1,1,2-Tetrachloroethane	1.01323	1.06938	1.03075	1.06842	0.96111	0.92454	AVRG		1.01124		5.77721	
	72 Ethylbenzene	1.98641	1.95837	1.90421	1.90379	1.64119	1.51840	AVRG		1.81873		10.54419	
	73 m + p-Xylene	2.40432	2.38053	2.31520	2.23491	1.85224	1.70031	AVRG		2.14792		13.86084	
	74 Xylene-o	2.37561	2.31698	2.19609	2.14691	1.79374	1.62667	AVRG		2.07600		14.43253	
M	75 Xylenes (total)	2.39475	2.35935	2.27550	2.20557	1.83274	1.67576	AVRG		2.12395		14.03101	
	76 Styrene	3.38374	3.70867	3.67597	3.67926	3.08354	2.79081	AVRG		3.38700		11.20321	
	77 Bromoform	0.48457	0.53762	0.59571	0.66932	0.63147	0.59803	AVRG		0.58612		11.28574	
	78 Isopropylbenzene	5.82100	5.93341	5.71261	5.80206	4.96015	4.32455	AVRG		5.42563		11.85123	
	79 Bromobenzene	0.90017	0.90613	0.87056	0.94551	0.94634	1.06420	AVRG		0.93882		7.23105	
	81 n-Propylbenzene	1.07084	1.09617	1.09071	1.20405	1.16909	1.25121	AVRG		1.15034		6.43189	

TestAmerica Pittsburgh

INITIAL CALIBRATION DATA

Start Cal Date : 08-NOV-2007 11:27
End Cal Date : 08-NOV-2007 13:26
Quant Method : ISTD
Target Version : 4.14
Integrator : HP RTE
Method file : \\pitsvr06\d\chem\hp3.i\3110807n.b\8260bsoil.m
Last Edit : 08-Nov-2007 13:54 gordonk

	Compound	5.0000 Level 1	25.0000 Level 2	50.0000 Level 3	100.0000 Level 4	200.0000 Level 5	250.0000 Level 6	Curve	Coefficients b	m1	m2	%RSD or R^2	
82	2-Chlorotoluene	0.95316	0.94107	0.89817	0.98512	0.98406	1.03295	AVRG		0.96576		4.75863	
83	1,1,2,2-Tetrachloroethane	1.54276	1.48139	1.50888	1.51359	1.24069	1.12630	AVRG		1.40227		12.43473	
84	1,2,3-Trichloropropane	0.31864	0.28750	0.30666	0.32660	0.32775	0.37883	AVRG		0.32433		9.44063	
85	4-Chlorotoluene	0.95967	0.97635	0.88344	0.95740	0.93983	1.00457	AVRG		0.95354		4.26725	
86	1,3,5-Trimethylbenzene	3.32863	3.33831	3.23213	3.49095	3.27173	3.02228	AVRG		3.28067		4.70331	
87	tert-Butylbenzene	2.80395	2.85096	2.82707	3.09858	2.99796	2.69218	AVRG		2.87845		5.06746	
88	1,2,4-Trimethylbenzene	3.33864	3.34685	3.29141	3.60006	3.42620	3.09875	AVRG		3.35032		4.90516	
89	sec-Butylbenzene	4.46790	4.48866	4.38432	4.83874	4.58206	3.92094	AVRG		4.44710		6.77993	
90	4-Isopropyltoluene	3.54130	3.55035	3.46623	3.79339	3.43065	2.82068	AVRG		3.43377		9.49430	
91	1,3-Dichlorobenzene	1.77017	1.74582	1.65767	1.78923	1.67214	1.65857	AVRG		1.71560		3.47874	
93	1,4-Dichlorobenzene	1.82726	1.77285	1.69281	1.85626	1.73612	1.71269	AVRG		1.76633		3.67226	
94	n-Butylbenzene	3.47817	3.47417	3.40144	3.83111	3.35315	2.73729	AVRG		3.37922		10.55630	
95	1,2-Dichlorobenzene	1.69050	1.66576	1.55444	1.72119	1.58936	1.54161	AVRG		1.62714		4.63018	
96	1,2-Dibromo-3-chloropropane	1326	7955	18164	42941	75919	83186	QUAD	0.04938	4.77502	-0.48744	0.99644	
97	1,2,4-Trichlorobenzene	1.05732	1.07182	1.00433	1.19332	0.96059	0.81666	AVRG		1.01734		12.37102	
98	Hexachlorobutadiene	0.55002	0.52805	0.52728	0.66574	0.51591	0.36996	AVRG		0.52616		17.94218	<-
99	Naphthalene	3.10364	2.59098	2.63195	3.06173	2.61708	2.62746	AVRG		2.77214		8.70557	
100	1,2,3-Trichlorobenzene	0.99516	0.93046	0.91710	1.05557	0.88544	0.80047	AVRG		0.93070		9.48227	
101	Tetrahydrothiophene	+++++	+++++	+++++	+++++	+++++	+++++	AVRG		0.000e+000		0.000e+000	<-
102	Cyclohexanone	+++++	+++++	+++++	+++++	+++++	+++++	AVRG		0.000e+000		0.000e+000	<-
104	1,4-Dichlorobutane	+++++	+++++	+++++	+++++	+++++	+++++	AVRG		0.000e+000		0.000e+000	<-
105	1-Chlorohexane	+++++	+++++	+++++	+++++	+++++	+++++	AVRG		0.000e+000		0.000e+000	<-

TestAmerica Pittsburgh

INITIAL CALIBRATION DATA

Start Cal Date : 08-NOV-2007 11:27
End Cal Date : 08-NOV-2007 13:26
Quant Method : ISTD
Target Version : 4.14
Integrator : HP RTE
Method file : \\pitsvr06\d\chem\hp3.i\3110807n.b\8260bsoil.m
Last Edit : 08-Nov-2007 13:54 gordonk

Compound	5.0000 Level 1	25.0000 Level 2	50.0000 Level 3	100.0000 Level 4	200.0000 Level 5	250.0000 Level 6	Curve	Coefficients b	Coefficients m1	Coefficients m2	%RSD or R^2	
165 1,3,5-Trichlorobenzene	1.33831	1.20439	1.18341	1.35971	1.09853	0.83944	AVRG		1.17063		16.21058	
$ 39 Dibromofluoromethane	0.27081	0.19595	0.19109	0.20191	0.20770	0.19609	AVRG		0.21059		14.26813	
$ 43 1,2-Dichloroethane-d4	0.30763	0.23933	0.23546	0.25260	0.25434	0.24111	AVRG		0.25508		10.51390	
$ 59 Toluene-d8	5.61410	4.30563	4.26863	4.16013	3.86213	3.59258	AVRG		4.30053		16.24249	<-
$ 80 Bromofluorobenzene	1.99659	1.54965	1.56814	1.55949	1.41539	1.21315	AVRG		1.55040		16.60653	<-

TestAmerica Pittsburgh

INITIAL CALIBRATION DATA

Start Cal Date : 08-NOV-2007 11:27
End Cal Date : 08-NOV-2007 13:26
Quant Method : ISTD
Target Version : 4.14
Integrator : HP RTE
Method file : \\pitsvr06\d\chem\hp3.i\3110807n.b\8260bsoil.m
Last Edit : 08-Nov-2007 13:54 gordonk

Curve	Formula	Units
Averaged	Amt = Rsp/m1	Response
Quad	Amt = b + m1*Rsp + m2*Rsp^2	Response

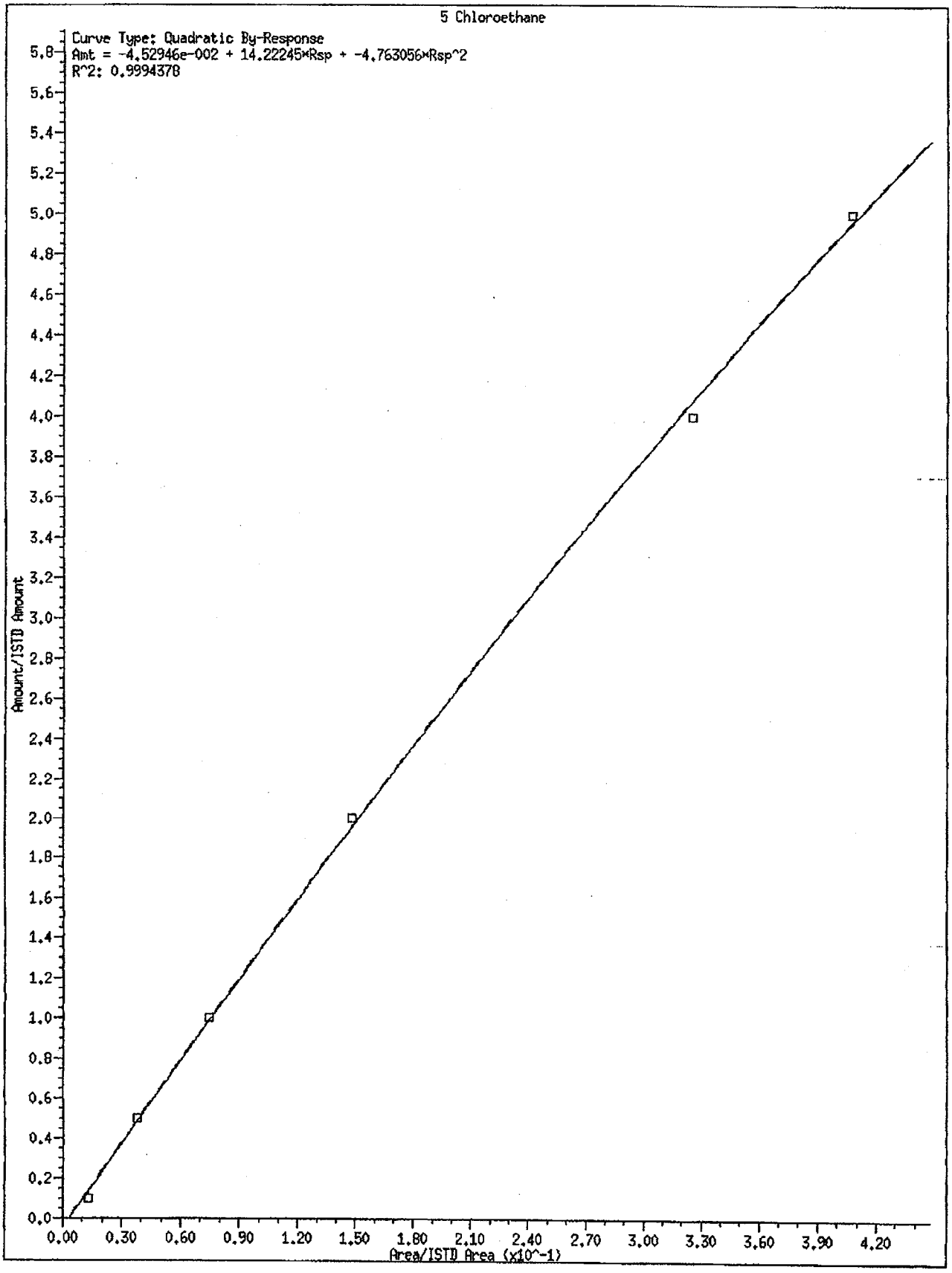
5 Chloroethane
Curve Type: Quadratic By-Response
Amt = -4.52946e-002 + 14.22245*Rsp + -4.763056*Rsp^2
R^2: 0.9994378
Amount/ISTD Amount
Area/ISTD Area (x10^-1)
0.0
0.2
0.4
0.6
0.8
1.0
1.2
1.4
1.6
1.8
2.0
2.2
2.4
2.6
2.8
3.0
3.2
3.4
3.6
3.8
4.0
4.2
4.4
4.6
4.8
5.0
5.2
5.4
5.6
5.8
0.00
0.30
0.60
0.90
1.20
1.50
1.80
2.10
2.40
2.70
3.00
3.30
3.60
3.90
4.20


166 Trichlorofluoromethane
Curve Type: Averaged By-Response
Amt = Rsp/0.248481
%RSD: 27.127
Amount/ISTD Amount
Area/ISTD Area (x10^-1)

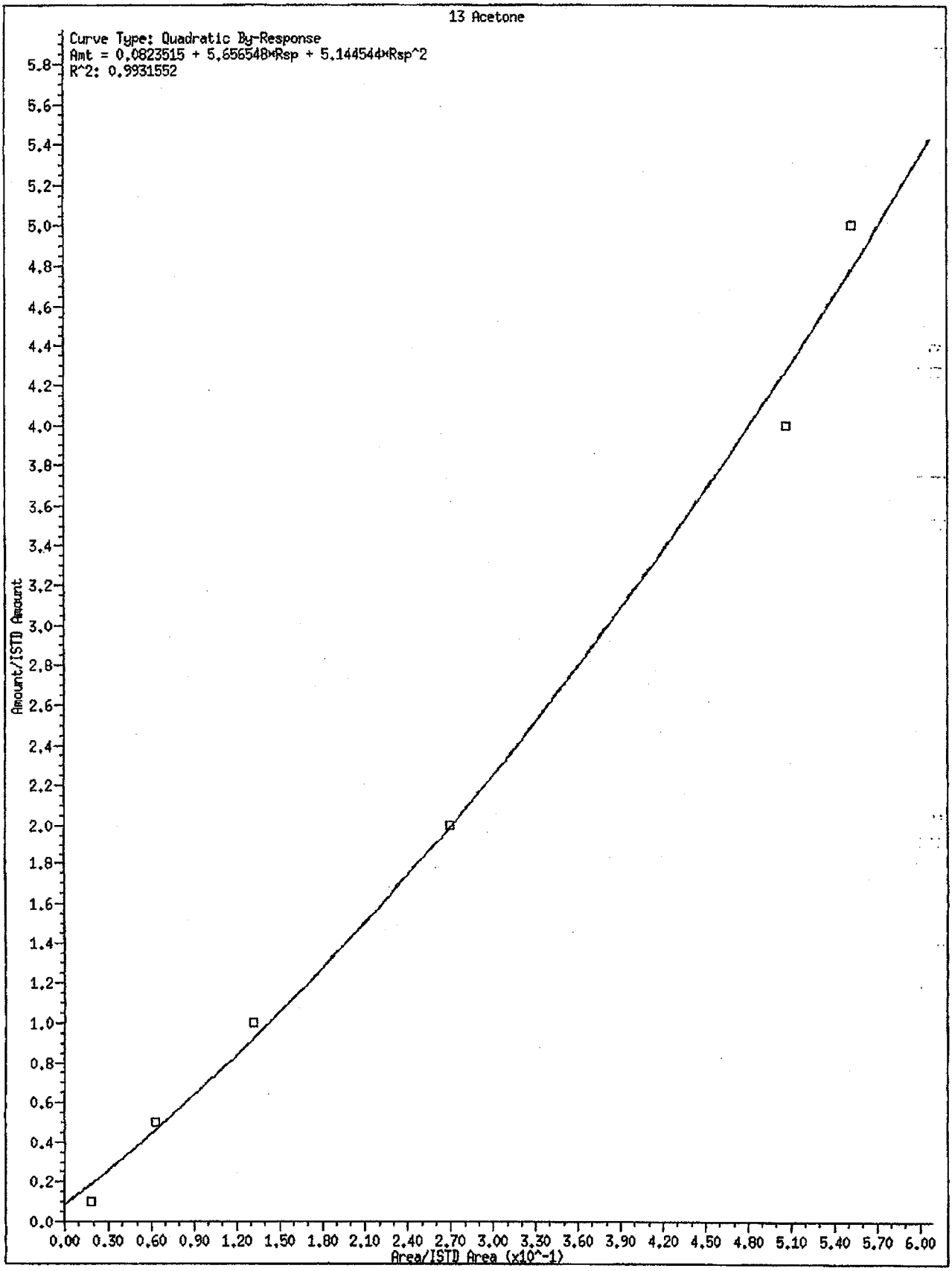
13 Acetone
Curve Type: Quadratic By-Response
Amt = 0.0823515 + 5.656548*Rsp + 5.144544*Rsp^2
R^2: 0.9931552
Amount/ISTD Amount
Area/ISTD Area (x10^-1)
0.0
0.2
0.4
0.6
0.8
1.0
1.2
1.4
1.6
1.8
2.0
2.2
2.4
2.6
2.8
3.0
3.2
3.4
3.6
3.8
4.0
4.2
4.4
4.6
4.8
5.0
5.2
5.4
5.6
5.8
0.00 0.30 0.60 0.90 1.20 1.50 1.80 2.10 2.40 2.70 3.00 3.30 3.60 3.90 4.20 4.50 4.80 5.10 5.40 5.70 6.00

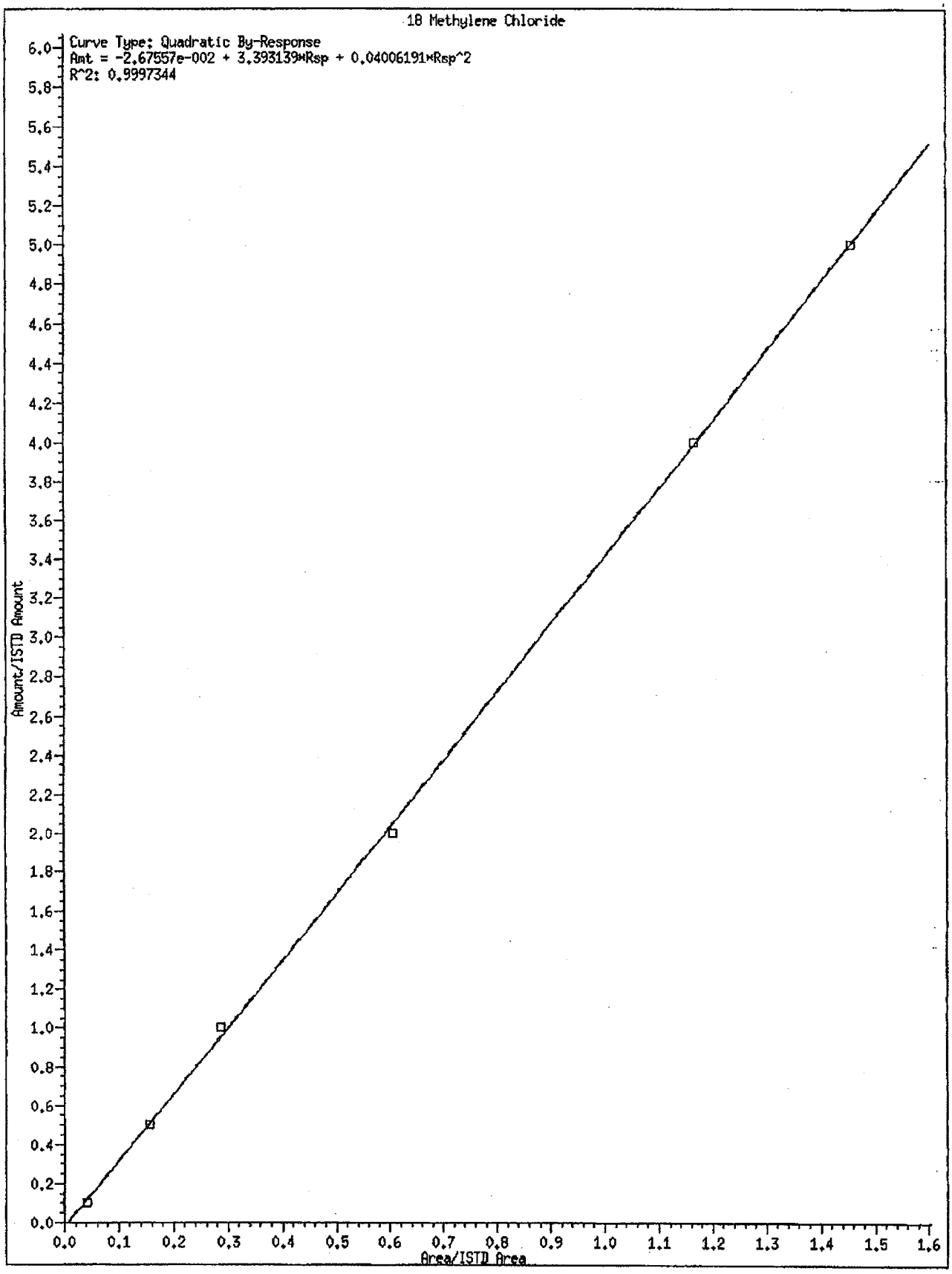
18 Methylene Chloride
Curve Type: Quadratic By-Response
Amt = -2.67557e-002 + 3.393139*Rsp + 0.04006191*Rsp^2
R^2: 0.9997344
Amount/ISTD Amount
Area/ISTD Area
0.0
0.2
0.4
0.6
0.8
1.0
1.2
1.4
1.6
1.8
2.0
2.2
2.4
2.6
2.8
3.0
3.2
3.4
3.6
3.8
4.0
4.2
4.4
4.6
4.8
5.0
5.2
5.4
5.6
5.8
6.0
0.0
0.1
0.2
0.3
0.4
0.5
0.6
0.7
0.8
0.9
1.0
1.1
1.2
1.3
1.4
1.5
1.6

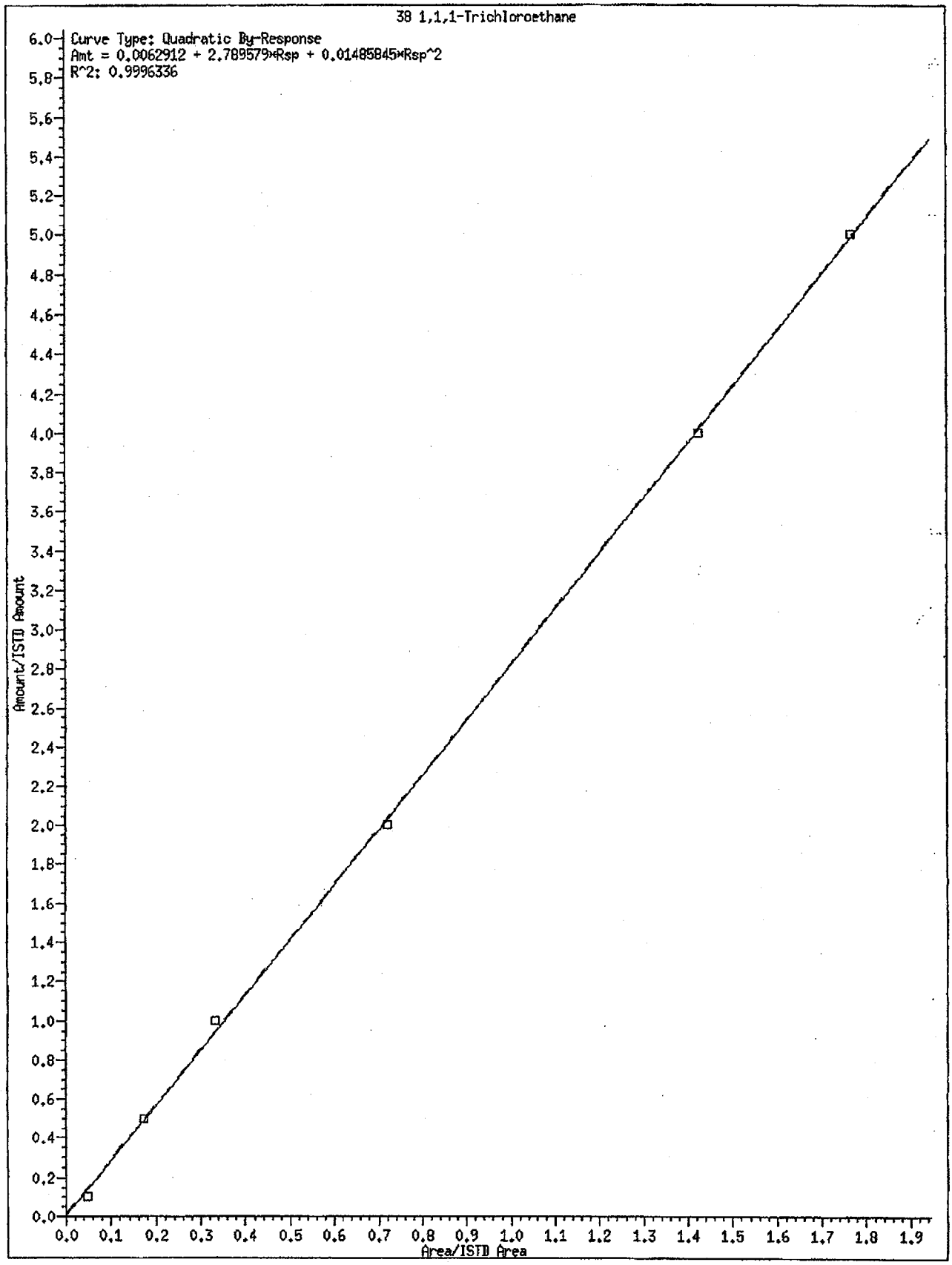
38 1,1,1-Trichloroethane
Curve Type: Quadratic By-Response
Amt = 0.0062912 + 2.789579*Rsp + 0.01485845*Rsp^2
R^2: 0.9996336
Amount/ISTD Amount
Area/ISTD Area
0.0 0.1 0.2 0.3 0.4 0.5 0.6 0.7 0.8 0.9 1.0 1.1 1.2 1.3 1.4 1.5 1.6 1.7 1.8 1.9
0.0 0.2 0.4 0.6 0.8 1.0 1.2 1.4 1.6 1.8 2.0 2.2 2.4 2.6 2.8 3.0 3.2 3.4 3.6 3.8 4.0 4.2 4.4 4.6 4.8 5.0 5.2 5.4 5.6 5.8 6.0

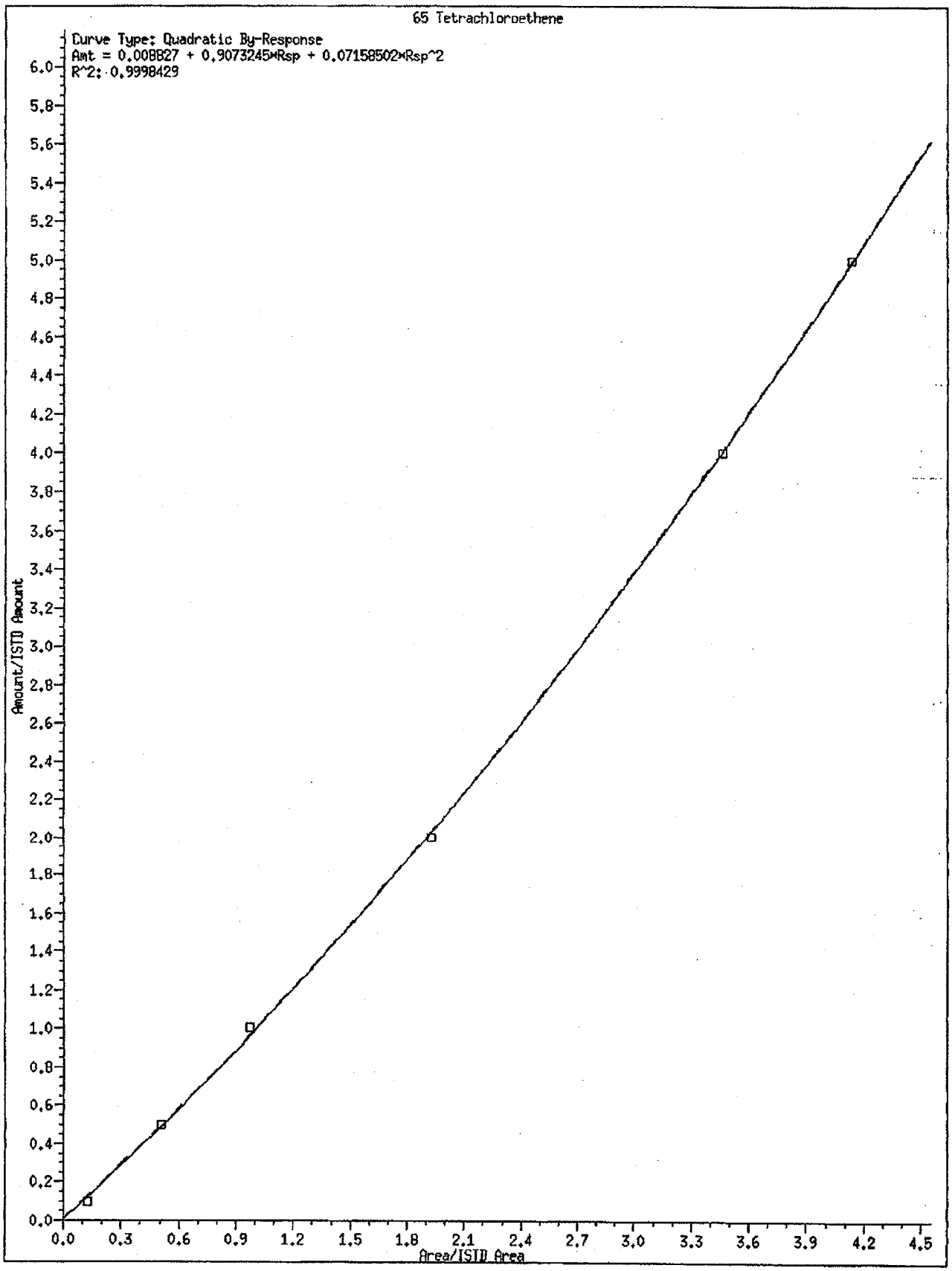
65 Tetrachloroethene
Curve Type: Quadratic By-Response
Amt = 0.008827 + 0.9073245*Rsp + 0.07158502*Rsp^2
R^2: 0.9998429
Amount/ISTD Amount
Area/ISTD Area
0.0
0.2
0.4
0.6
0.8
1.0
1.2
1.4
1.6
1.8
2.0
2.2
2.4
2.6
2.8
3.0
3.2
3.4
3.6
3.8
4.0
4.2
4.4
4.6
4.8
5.0
5.2
5.4
5.6
5.8
6.0
0.0
0.3
0.6
0.9
1.2
1.5
1.8
2.1
2.4
2.7
3.0
3.3
3.6
3.9
4.2
4.5

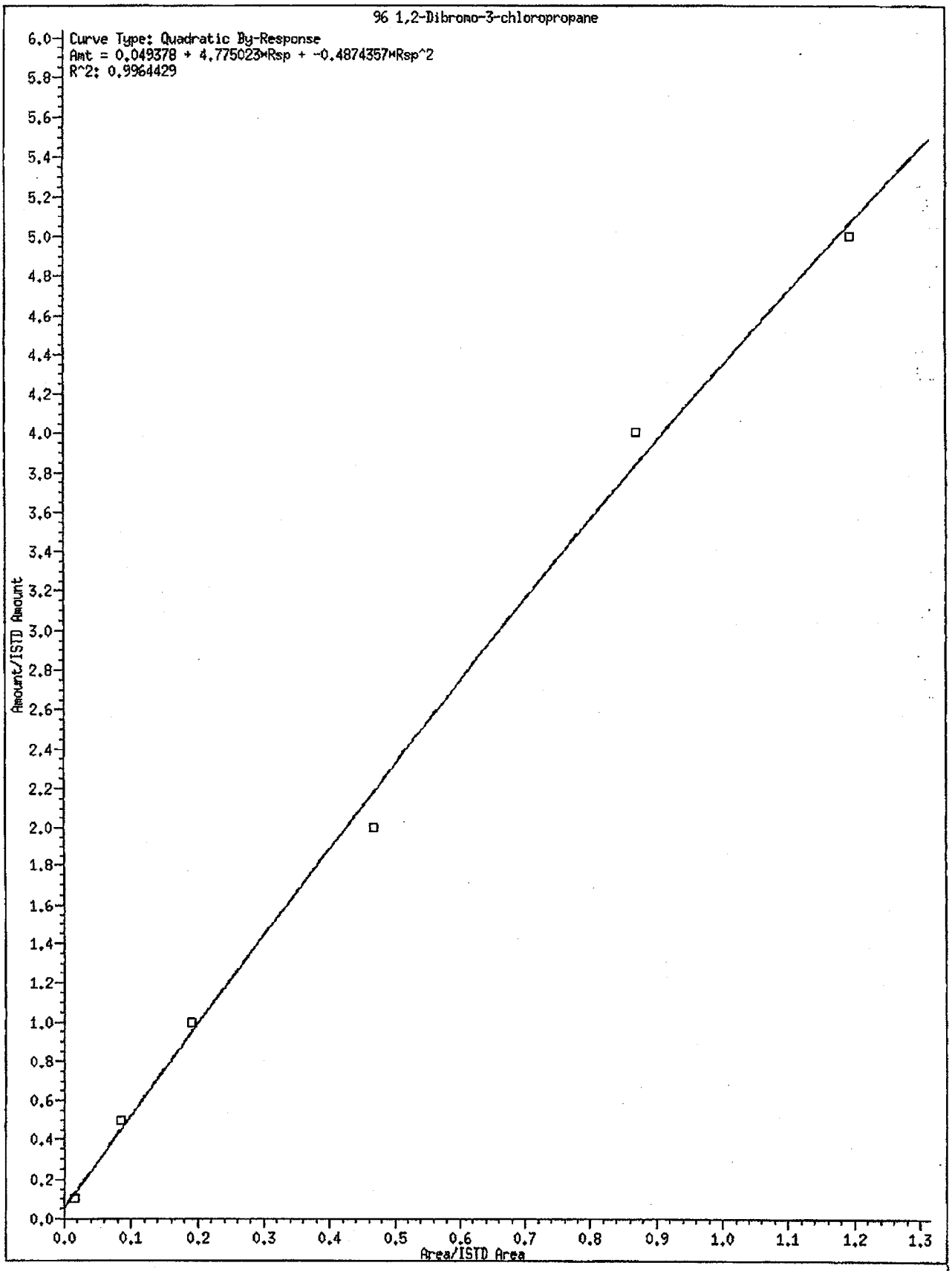
96 1,2-Dibromo-3-chloropropane
Curve Type: Quadratic By-Response
Amt = 0.049378 + 4.775023*Rsp + -0.4874357*Rsp^2
R^2: 0.9964429
Amount/ISTD Amount
Area/ISTD Area
0.0
0.2
0.4
0.6
0.8
1.0
1.2
1.4
1.6
1.8
2.0
2.2
2.4
2.6
2.8
3.0
3.2
3.4
3.6
3.8
4.0
4.2
4.4
4.6
4.8
5.0
5.2
5.4
5.6
5.8
6.0
0.0
0.1
0.2
0.3
0.4
0.5
0.6
0.7
0.8
0.9
1.0
1.1
1.2
1.3

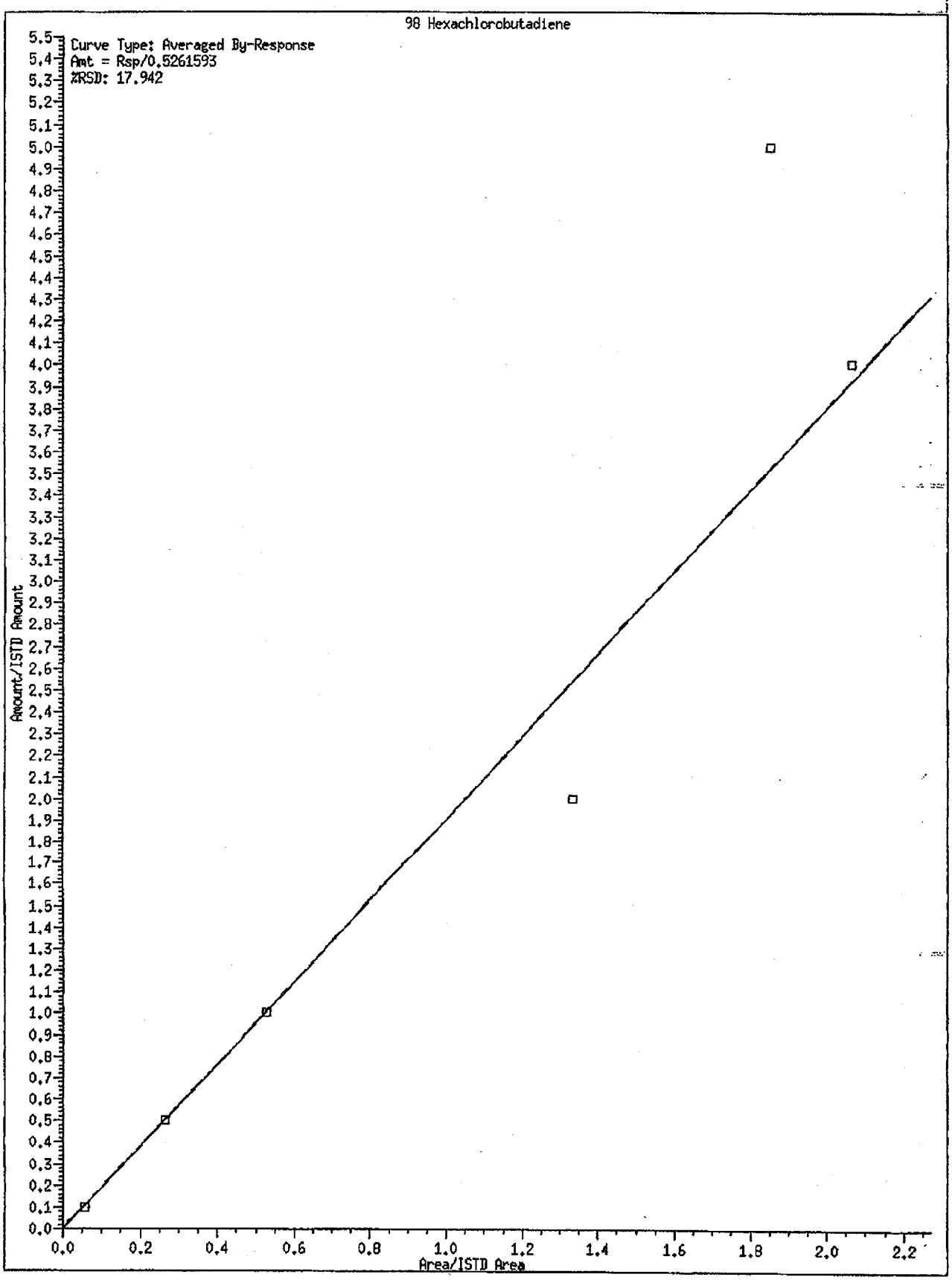
98 Hexachlorobutadiene
Curve Type: Averaged By-Response
Amt = Rsp/0.5261593
%RSD: 17.942
Amount/ISTD Amount
Area/ISTD Area
0.0
0.2
0.4
0.6
0.8
1.0
1.2
1.4
1.6
1.8
2.0
2.2
5.5
5.4
5.3
5.2
5.1
5.0
4.9
4.8
4.7
4.6
4.5
4.4
4.3
4.2
4.1
4.0
3.9
3.8
3.7
3.6
3.5
3.4
3.3
3.2
3.1
3.0
2.9
2.8
2.7
2.6
2.5
2.4
2.3
2.2
2.1
2.0
1.9
1.8
1.7
1.6
1.5
1.4
1.3
1.2
1.1
1.0
0.9
0.8
0.7
0.6
0.5
0.4
0.3
0.2
0.1
0.0


165 1,3,5-Trichlorobenzene
Curve Type: Averaged By-Response
Amt = Rsp/1.170629
%RSD: 16.211
Amount/ISTD Amount
Area/ISTD Area

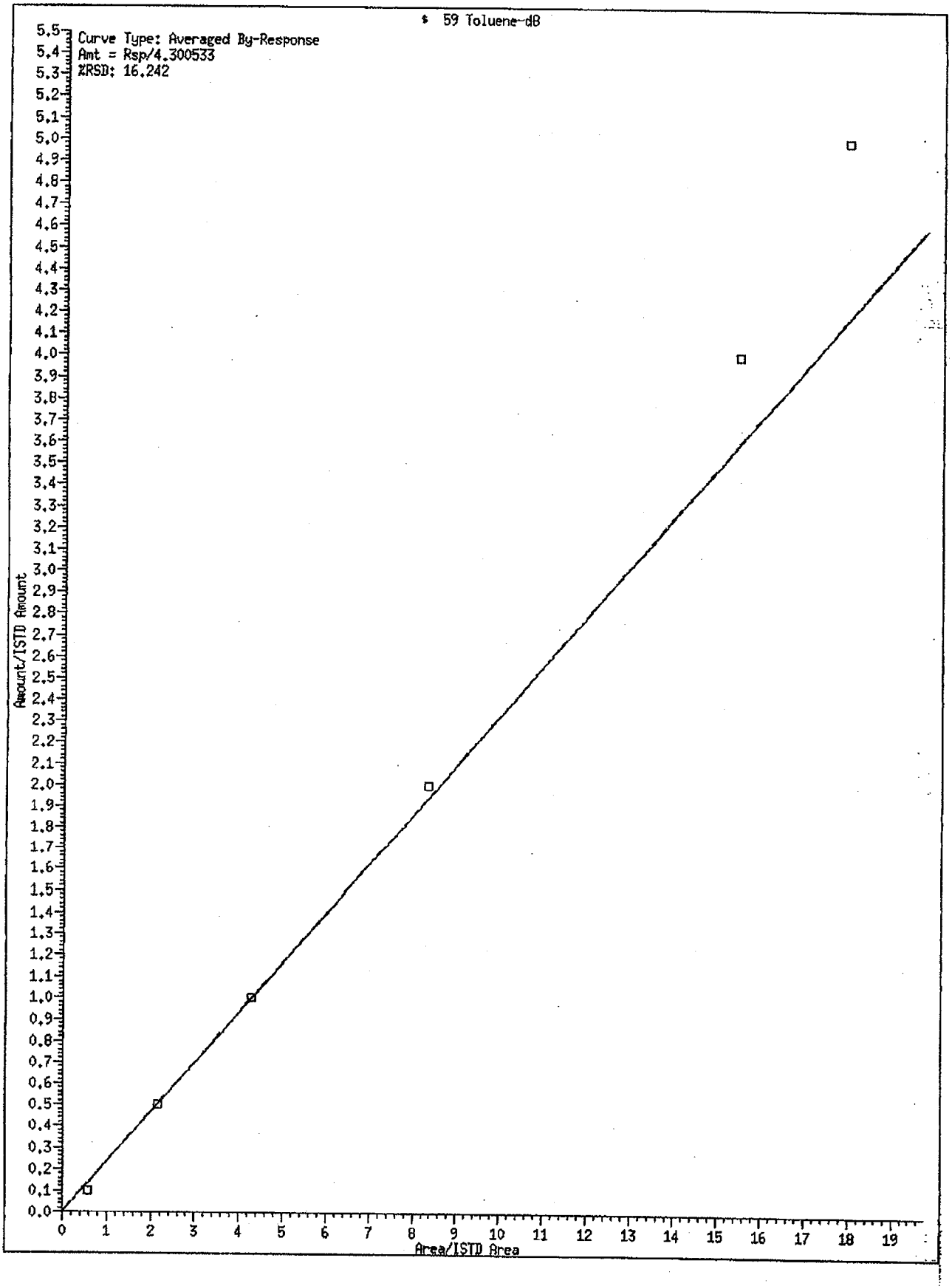
$ 59 Toluene-d8
Curve Type: Averaged By-Response
Amt = Rsp/4.300533
%RSD: 16.242
Amount/ISTD Amount
Area/ISTD Area

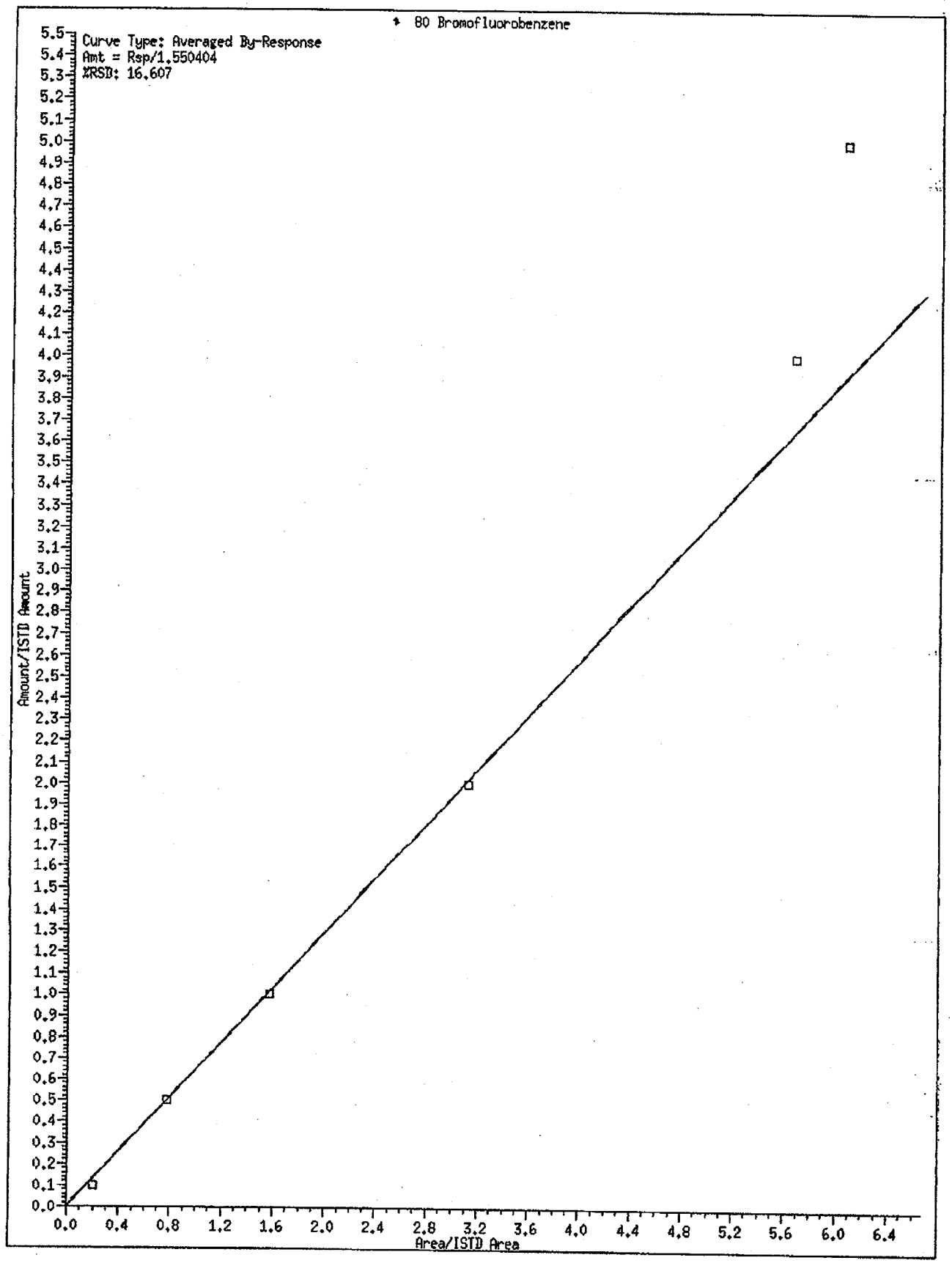
80 Bromofluorobenzene
Curve Type: Averaged By-Response
Amt = Rsp/1.550404
%RSD: 16.607
Amount/ISTD Amount
Area/ISTD Area
0.0
0.4
0.8
1.2
1.6
2.0
2.4
2.8
3.2
3.6
4.0
4.4
4.8
5.2
5.6
6.0
6.4

5A

VOLATILE ORGANIC INSTRUMENT PERFORMANCE CHECK
BROMOFLUOROBENZENE (BFB)

Lab Name: TESTAMERICA PITTSBURGH Contract:

Lab Code: TA Case No.: SAS No.: SDG No.: C7K020180

Lab File ID: BF31110 BFB Injection Date: 11/10/07

Instrument ID: HP3 BFB Injection Time: 0850

GC Column: DB624 20M ID: 0.18 (mm) Heated Purge: (Y/N) Y

m/e	ION ABUNDANCE CRITERIA	% RELATIVE ABUNDANCE
50	15.0 - 40.0% of mass 95	21.8
75	30.0 - 60.0% of mass 95	44.7
95	Base Peak, 100% relative abundance	100.0
96	5.0 - 9.0% of mass 95	6.5
173	Less than 2.0% of mass 174	0.0 (0.0)1
174	50.0 - 100.0% of mass 95	73.0
175	5.0 - 9.0% of mass 174	5.1 (7.0)1
176	95.0 - 101.0% of mass 174	72.0 (98.7)1
177	5.0 - 9.0% of mass 176	4.4 (6.1)2

1-Value is % mass 174 2-Value is % mass 176

THIS CHECK APPLIES TO THE FOLLOWING SAMPLES, MS, MSD, BLANKS, AND STANDARDS:

	EPA SAMPLE NO.	LAB SAMPLE ID	LAB FILE ID	DATE ANALYZED	TIME ANALYZED
01	VSTD50	VSTD50	CC31110	11/10/07	0925
02	INTRA-LAB BL	KA07J1AA	3111001	11/10/07	1007
03	FMC-24	KAEM31AV	3111002	11/10/07	1031
04	INTRA-LAB CH	KA07J1AC	3111003	11/10/07	1055
05	FMC-24	KAEM31A1	3111004	11/10/07	1119
06	FMC-24	KAEM31A2	3111005	11/10/07	1143
07	FMC-9	KAERC1AV	3111006	11/10/07	1207
08	FMC-10	KAERF1AV	3111007	11/10/07	1231
09	FMC-11	KAERJ1AV	3111008	11/10/07	1255
10	FMC-12	KAERM1AV	3111009	11/10/07	1319
11	FMC-13	KAERT1AV	3111010	11/10/07	1343
12	FMC-14	KAER01AV	3111011	11/10/07	1407
13	FMC-15	KAETX1AV	3111012	11/10/07	1431
14	FMC-16	KAET31AV	3111013	11/10/07	1455
15	FMC-17	KAET71AV	3111014	11/10/07	1519
16	FMC-18	KAEVC1AV	3111015	11/10/07	1543
17	FMC-19	KAEVF1AV	3111016	11/10/07	1607
18	FMC-20	KAEVN1AV	3111017	11/10/07	1631
19	FMC-21	KAEV01AV	3111018	11/10/07	1655
20	FMC-22	KAEV31AV	3111019	11/10/07	1719
21	FMC-23	KAEV91AV	3111020	11/10/07	1743
22	FMC-3	KAEWD1AV	3111021	11/10/07	1807

5A
VOLATILE ORGANIC INSTRUMENT PERFORMANCE CHECK
BROMOFLUOROBENZENE (BFB)

Lab Name: TESTAMERICA PITTSBURGH Contract:

Lab Code: TA Case No.: SAS No.: SDG No.: C7K020180

Lab File ID: BF31110 BFB Injection Date: 11/10/07

Instrument ID: HP3 BFB Injection Time: 0850

GC Column: DB624 20M ID: 0.18 (mm) Heated Purge: (Y/N) Y

m/e	ION ABUNDANCE CRITERIA	% RELATIVE ABUNDANCE
50	15.0 - 40.0% of mass 95	21.8
75	30.0 - 60.0% of mass 95	44.7
95	Base Peak, 100% relative abundance	100.0
96	5.0 - 9.0% of mass 95	6.5
173	Less than 2.0% of mass 174	0.0 (0.0)1
174	50.0 - 100.0% of mass 95	73.0
175	5.0 - 9.0% of mass 174	5.1 (7.0)1
176	95.0 - 101.0% of mass 174	72.0 (98.7)1
177	5.0 - 9.0% of mass 176	4.4 (6.1)2

1-Value is % mass 174 2-Value is % mass 176

THIS CHECK APPLIES TO THE FOLLOWING SAMPLES, MS, MSD, BLANKS, AND STANDARDS:

	EPA SAMPLE NO.	LAB SAMPLE ID	LAB FILE ID	DATE ANALYZED	TIME ANALYZED
01	FMC-4	KAEWN1AV	3111022	11/10/07	1831
02	FMC-5	KAEWQ1AV	3111023	11/10/07	1855
03	FMC-6	KAEWX1AV	3111024	11/10/07	1918
04					
05					
06					
07					
08					
09					
10					
11					
12					
13					
14					
15					
16					
17					
18					
19					
20					
21					
22					

TestAmerica Pittsburgh

CONTINUING CALIBRATION COMPOUNDS

Instrument ID: hp3.i
Lab File ID: CC31110.D
Analysis Type: SOIL
Lab Sample ID: VSTD50
Method: \\pitsvr06\d\chem\hp3.i\3111007d.b\8260bsoil.m

Injection Date: 10-NOV-2007 09:25
Init. Cal. Date(s): 10-OCT-2007 08-NOV-2007
Init. Cal. Times: 08:02 13:26
Quant Type: ISTD

COMPOUND	RRF / AMOUNT	RF50	CCAL RRF50	MIN RRF	%D / %DRIFT	MAX %D / %DRIFT	CURVE TYPE
$ 39 Dibromofluoromethane	0.21059	0.19546	0.19546	0.010	7.18535	25.00000	Averaged
$ 43 1,2-Dichloroethane-d4	0.25508	0.24840	0.24840	0.010	2.61832	25.00000	Averaged
$ 59 Toluene-d8	4.30053	4.11357	4.11357	0.010	4.34735	25.00000	Averaged
$ 80 Bromofluorobenzene	1.55040	1.54726	1.54726	0.010	0.20254	25.00000	Averaged
1 Dichlorodifluoromethane	0.28214	0.28775	0.28775	0.010	-1.98881	25.00000	Averaged
2 Chloromethane	0.43217	0.42993	0.42993	0.100	0.51878	25.00000	Averaged
3 Vinyl Chloride	0.34044	0.34244	0.34244	0.010	-0.58608	20.00000	Averaged
4 Bromomethane	0.06448	0.06819	0.06819	0.010	-5.75338	25.00000	Averaged
5 Chloroethane	250	279	0.08404	0.010	-11.63151	0.000e+000	Quadratic
166 Trichlorofluoromethane	0.24848	0.25308	0.25308	0.010	-1.85001	25.00000	Averaged
10 1,1,2-trichloro-1,2,2-trifl	0.25741	0.23780	0.23780	0.010	7.61850	25.00000	Averaged
12 1,1-Dichloroethene	0.27137	0.24718	0.24718	0.010	8.91516	20.00000	Averaged
15 Carbon Disulfide	0.87243	0.80582	0.80582	0.010	7.63487	25.00000	Averaged
13 Acetone	250	207	0.11901	0.010	17.15866	0.000e+000	Quadratic
18 Methylene Chloride	250	233	0.28107	0.010	6.98735	0.000e+000	Quadratic
19 trans-1,2-Dichloroethene	0.28946	0.27632	0.27632	0.010	4.54242	25.00000	Averaged
20 Methyl tert-butyl ether	0.75884	0.74821	0.74821	0.010	1.40004	25.00000	Averaged
24 1,1-Dichloroethane	0.55546	0.51810	0.51810	0.100	6.72697	25.00000	Averaged
27 2,2-Dichloropropane	0.22935	0.24422	0.24422	0.010	-6.48375	25.00000	Averaged
28 cis-1,2-dichloroethene	0.29382	0.28287	0.28287	0.010	3.72453	25.00000	Averaged
M 29 1,2-Dichloroethene (total)	0.29164	0.27960	0.27960	0.010	4.13042	25.00000	Averaged
30 Bromochloromethane	0.11904	0.11616	0.11616	0.010	2.41309	25.00000	Averaged
31 2-Butanone	0.20336	0.18726	0.18726	0.010	7.91908	25.00000	Averaged
37 Chloroform	0.42815	0.42039	0.42039	0.010	1.81093	20.00000	Averaged
38 1,1,1-Trichloroethane	250	247	0.35181	0.010	1.04637	0.000e+000	Quadratic
40 1,1-Dichloropropene	0.38345	0.38370	0.38370	0.010	-0.06609	25.00000	Averaged
41 Carbon Tetrachloride	0.27791	0.28840	0.28840	0.010	-3.77690	25.00000	Averaged
42 Benzene	1.16392	1.11929	1.11929	0.010	3.83435	25.00000	Averaged
45 1,2-Dichloroethane	0.34336	0.33683	0.33683	0.010	1.90161	25.00000	Averaged
47 Trichloroethene	0.27737	0.26325	0.26325	0.010	5.08970	25.00000	Averaged
49 1,2-Dichloropropane	0.31331	0.29668	0.29668	0.010	5.30889	20.00000	Averaged
50 Dibromomethane	0.13710	0.13656	0.13656	0.010	0.39155	25.00000	Averaged
53 Bromodichloromethane	0.29289	0.29655	0.29655	0.010	-1.25003	25.00000	Averaged
57 cis-1,3-Dichloropropene	0.40424	0.39922	0.39922	0.010	1.24311	25.00000	Averaged
58 4-Methyl-2-Pentanone	1.74947	1.69653	1.69653	0.010	3.02587	25.00000	Averaged
60 Toluene	5.55139	5.41210	5.41210	0.010	2.50915	20.00000	Averaged
61 trans-1,3-Dichloropropene	1.56161	1.59122	1.59122	0.010	-1.89664	25.00000	Averaged
63 1,3-Dichloropropane	1.84096	1.82693	1.82693	0.010	0.76245	25.00000	Averaged
64 1,1,2-Trichloroethane	0.97768	0.95902	0.95902	0.010	1.90864	25.00000	Averaged
65 Tetrachloroethene	250	240	0.97254	0.010	4.10575	0.000e+000	Quadratic
66 2-Hexanone	1.28913	1.20851	1.20851	0.010	6.25446	25.00000	Averaged
67 Dibromochloromethane	0.85274	0.90379	0.90379	0.010	-5.98648	25.00000	Averaged
68 1,2-Dibromoethane	0.97294	0.96440	0.96440	0.010	0.87815	25.00000	Averaged

TestAmerica Pittsburgh

CONTINUING CALIBRATION COMPOUNDS

Instrument ID: hp3.i
Lab File ID: CC31110.D
Analysis Type: SOIL
Lab Sample ID: VSTD50
Method: \\pitsvr06\d\chem\hp3.i\3111007d.b\8260bsoil.m

Injection Date: 10-NOV-2007 09:25
Init. Cal. Date(s): 10-OCT-2007 08-NOV-2007
Init. Cal. Times: 08:02 13:26
Quant Type: ISTD

COMPOUND	RRF / AMOUNT	RF50	CCAL RRF50	MIN RRF	%D / %DRIFT	MAX %D / %DRIFT	CURVE TYPE
70 Chlorobenzene	3.16733	3.15713	3.15713	0.300	0.32199	25.00000	Averaged
71 1,1,1,2-Tetrachloroethane	1.01124	1.05924	1.05924	0.010	-4.74639	25.00000	Averaged
72 Ethylbenzene	1.81873	1.86289	1.86289	0.010	-2.42816	20.00000	Averaged
73 m + p-Xylene	2.14792	2.22452	2.22452	0.010	-3.56649	25.00000	Averaged
74 Xylene-o	2.07600	2.14713	2.14713	0.010	-3.42624	25.00000	Averaged
M 75 Xylenes (total)	2.12395	2.19873	2.19873	0.010	-3.52079	25.00000	Averaged
76 Styrene	3.38700	3.54971	3.54971	0.010	-4.80411	25.00000	Averaged
77 Bromoform	0.58612	0.62164	0.62164	0.100	-6.05918	25.00000	Averaged
78 Isopropylbenzene	5.42563	5.69619	5.69619	0.010	-4.98667	25.00000	Averaged
79 Bromobenzene	0.93882	0.87103	0.87103	0.010	7.22065	25.00000	Averaged
81 n-Propylbenzene	1.15034	1.10078	1.10078	0.010	4.30852	25.00000	Averaged
82 2-Chlorotoluene	0.96576	0.92414	0.92414	0.010	4.30924	25.00000	Averaged
83 1,1,2,2-Tetrachloroethane	1.40227	1.37105	1.37105	0.300	2.22651	25.00000	Averaged
84 1,2,3-Trichloropropane	0.32433	0.29162	0.29162	0.010	10.08506	25.00000	Averaged
85 4-Chlorotoluene	0.95354	0.89968	0.89968	0.010	5.64891	25.00000	Averaged
86 1,3,5-Trimethylbenzene	3.28067	3.31307	3.31307	0.010	-0.98753	25.00000	Averaged
87 tert-Butylbenzene	2.87845	2.88420	2.88420	0.010	-0.19993	25.00000	Averaged
88 1,2,4-Trimethylbenzene	3.35032	3.38559	3.38559	0.010	-1.05262	25.00000	Averaged
89 sec-Butylbenzene	4.44710	4.54246	4.54246	0.010	-2.14420	25.00000	Averaged
90 4-Isopropyltoluene	3.43377	3.57821	3.57821	0.010	-4.20655	25.00000	Averaged
91 1,3-Dichlorobenzene	1.71560	1.67988	1.67988	0.010	2.08186	25.00000	Averaged
93 1,4-Dichlorobenzene	1.76633	1.71481	1.71481	0.010	2.91685	25.00000	Averaged
94 n-Butylbenzene	3.37922	3.52996	3.52996	0.010	-4.46084	25.00000	Averaged
95 1,2-Dichlorobenzene	1.62714	1.57596	1.57596	0.010	3.14583	25.00000	Averaged
96 1,2-Dibromo-3-chloropropane	250	247	0.20054	0.010	1.26646	0.000e+000	Quadratic
97 1,2,4-Trichlorobenzene	1.01734	1.13087	1.13087	0.010	-11.15917	25.00000	Averaged
98 Hexachlorobutadiene	0.52616	0.63875	0.63875	0.010	-21.39846	25.00000	Averaged
99 Naphthalene	2.77214	2.76357	2.76357	0.010	0.30927	25.00000	Averaged
100 1,2,3-Trichlorobenzene	0.93070	1.00913	1.00913	0.010	-8.42681	25.00000	Averaged
156 Methyl Acetate	0.32176	0.29269	0.29269	0.010	9.03357	25.00000	Averaged
157 Cyclohexane	0.65728	0.62626	0.62626	0.010	4.71857	25.00000	Averaged
158 Methyl Cyclohexane	0.54504	0.55390	0.55390	0.010	-1.62504	25.00000	Averaged
165 1,3,5-Trichlorobenzene	1.17063	1.33260	1.33260	0.010	-13.83636	50.00000	Averaged

5A
VOLATILE ORGANIC INSTRUMENT PERFORMANCE CHECK
BROMOFLUOROBENZENE (BFB)

Lab Name: TESTAMERICA PITTSBURGH Contract:

Lab Code: TA Case No.: SAS No.: SDG No.: C7K020180

Lab File ID: BF31112 BFB Injection Date: 11/12/07

Instrument ID: HP3 BFB Injection Time: 0441

GC Column: DB624 20M ID: 0.18 (mm) Heated Purge: (Y/N) Y

m/e	ION ABUNDANCE CRITERIA	% RELATIVE ABUNDANCE
50	15.0 - 40.0% of mass 95	20.4
75	30.0 - 60.0% of mass 95	43.4
95	Base Peak, 100% relative abundance	100.0
96	5.0 - 9.0% of mass 95	6.1
173	Less than 2.0% of mass 174	0.0 (0.0)1
174	50.0 - 100.0% of mass 95	75.0
175	5.0 - 9.0% of mass 174	5.7 (7.6)1
176	95.0 - 101.0% of mass 174	71.3 (95.1)1
177	5.0 - 9.0% of mass 176	4.2 (5.9)2

1-Value is % mass 174 2-Value is % mass 176

THIS CHECK APPLIES TO THE FOLLOWING SAMPLES, MS, MSD, BLANKS, AND STANDARDS:

	EPA SAMPLE NO.	LAB SAMPLE ID	LAB FILE ID	DATE ANALYZED	TIME ANALYZED
01	VSTD50	VSTD50	CC31112	11/12/07	0529
02	INTRA-LAB BL	KA2L91AA	3111201	11/12/07	0633
03	INTRA-LAB CH	KA2L91AC	3111205	11/12/07	0808
04	FMC-7	KAEW11AV	3111211	11/12/07	1029
05	FMC-8	KAEW51AV	3111212	11/12/07	1053
06	FMC-25	KAEW91AV	3111213	11/12/07	1117
07	FMC-26	KAEXG1AV	3111214	11/12/07	1140
08					
09					
10					
11					
12					
13					
14					
15					
16					
17					
18					
19					
20					
21					
22					

TestAmerica Pittsburgh

CONTINUING CALIBRATION COMPOUNDS

Instrument ID: hp3.i
Lab File ID: CC31112.D
Analysis Type: SOIL
Lab Sample ID: VSTD50
Method: \\pitsvr06\d\chem\hp3.i\3111207d.b\8260bsoil.m

Injection Date: 12-NOV-2007 05:29
Init. Cal. Date(s): 10-OCT-2007 08-NOV-2007
Init. Cal. Times: 08:02 13:26
Quant Type: ISTD

COMPOUND	RRF / AMOUNT	RF50	CCAL RRF50	MIN RRF	%D / %DRIFT	MAX %D / %DRIFT	CURVE TYPE
$ 39 Dibromofluoromethane	0.21059	0.21316	0.21316	0.010	-1.21799	25.00000	Averaged
$ 43 1,2-Dichloroethane-d4	0.25508	0.26873	0.26873	0.010	-5.35123	25.00000	Averaged
$ 59 Toluene-d8	4.30053	4.04814	4.04814	0.010	5.86876	25.00000	Averaged
$ 80 Bromofluorobenzene	1.55040	1.55984	1.55984	0.010	-0.60861	25.00000	Averaged
1 Dichlorodifluoromethane	0.28214	0.26950	0.26950	0.010	4.47922	25.00000	Averaged
2 Chloromethane	0.43217	0.43153	0.43153	0.100	0.14836	25.00000	Averaged
3 Vinyl Chloride	0.34044	0.34709	0.34709	0.010	-1.95122	20.00000	Averaged
4 Bromomethane	0.06448	0.06949	0.06949	0.010	-7.77236	25.00000	Averaged
5 Chloroethane	250	248	0.07479	0.010	0.82752	0.000e+000	Quadratic
166 Trichlorofluoromethane	0.24848	0.27302	0.27302	0.010	-9.87688	25.00000	Averaged
10 1,1,2-trichloro-1,2,2-trifl	0.25741	0.26694	0.26694	0.010	-3.70078	25.00000	Averaged
12 1,1-Dichloroethene	0.27137	0.25232	0.25232	0.010	7.01749	20.00000	Averaged
15 Carbon Disulfide	0.87243	0.80922	0.80922	0.010	7.24530	25.00000	Averaged
13 Acetone	250	204	0.11733	0.010	18.31166	0.000e+000	Quadratic
18 Methylene Chloride	250	242	0.29242	0.010	3.11040	0.000e+000	Quadratic
19 trans-1,2-Dichloroethene	0.28946	0.28397	0.28397	0.010	1.89665	25.00000	Averaged
20 Methyl tert-butyl ether	0.75884	0.78873	0.78873	0.010	-3.94006	25.00000	Averaged
24 1,1-Dichloroethane	0.55546	0.54081	0.54081	0.100	2.63897	25.00000	Averaged
27 2,2-Dichloropropane	0.22935	0.23330	0.23330	0.010	-1.72150	25.00000	Averaged
28 cis-1,2-dichloroethene	0.29382	0.29776	0.29776	0.010	-1.34191	25.00000	Averaged
M 29 1,2-Dichloroethene (total)	0.29164	0.29087	0.29087	0.010	0.26529	25.00000	Averaged
30 Bromochloromethane	0.11904	0.12379	0.12379	0.010	-3.98911	25.00000	Averaged
31 2-Butanone	0.20336	0.18713	0.18713	0.010	7.98150	25.00000	Averaged
37 Chloroform	0.42815	0.44266	0.44266	0.010	-3.39054	20.00000	Averaged
38 1,1,1-Trichloroethane	250	251	0.35687	0.010	-0.37033	0.000e+000	Quadratic
40 1,1-Dichloropropene	0.38345	0.39215	0.39215	0.010	-2.27025	25.00000	Averaged
41 Carbon Tetrachloride	0.27791	0.29434	0.29434	0.010	-5.91106	25.00000	Averaged
42 Benzene	1.16392	1.16864	1.16864	0.010	-0.40533	25.00000	Averaged
45 1,2-Dichloroethane	0.34336	0.35964	0.35964	0.010	-4.74324	25.00000	Averaged
47 Trichloroethene	0.27737	0.27198	0.27198	0.010	1.94276	25.00000	Averaged
49 1,2-Dichloropropane	0.31331	0.31667	0.31667	0.010	-1.07234	20.00000	Averaged
50 Dibromomethane	0.13710	0.14571	0.14571	0.010	-6.28485	25.00000	Averaged
53 Bromodichloromethane	0.29289	0.31298	0.31298	0.010	-6.86225	25.00000	Averaged
57 cis-1,3-Dichloropropene	0.40424	0.42532	0.42532	0.010	-5.21317	25.00000	Averaged
58 4-Methyl-2-Pentanone	1.74947	1.63209	1.63209	0.010	6.70962	25.00000	Averaged
60 Toluene	5.55139	5.15751	5.15751	0.010	7.09528	20.00000	Averaged
61 trans-1,3-Dichloropropene	1.56161	1.57746	1.57746	0.010	-1.01500	25.00000	Averaged
63 1,3-Dichloropropane	1.84096	1.77625	1.77625	0.010	3.51503	25.00000	Averaged
64 1,1,2-Trichloroethane	0.97768	0.94243	0.94243	0.010	3.60493	25.00000	Averaged
65 Tetrachloroethene	250	224	0.91372	0.010	10.23648	0.000e+000	Quadratic
66 2-Hexanone	1.28913	1.19542	1.19542	0.010	7.26970	25.00000	Averaged
67 Dibromochloromethane	0.85274	0.86973	0.86973	0.010	-1.99249	25.00000	Averaged
68 1,2-Dibromoethane	0.97294	0.94072	0.94072	0.010	3.31156	25.00000	Averaged

TestAmerica Pittsburgh

CONTINUING CALIBRATION COMPOUNDS

Instrument ID: hp3.i
Lab File ID: CC31112.D
Analysis Type: SOIL
Lab Sample ID: VSTD50
Method: \\pitsvr06\d\chem\hp3.i\3111207d.b\8260bsoil.m

Injection Date: 12-NOV-2007 05:29
Init. Cal. Date(s): 10-OCT-2007 08-NOV-2007
Init. Cal. Times: 08:02 13:26
Quant Type: ISTD

COMPOUND	RRF / AMOUNT	RF50	CCAL RRF50	MIN RRF	%D / %DRIFT	MAX %D / %DRIFT	CURVE TYPE
70 Chlorobenzene	3.16733	3.08888	3.08888	0.300	2.47675	25.00000	Averaged
71 1,1,1,2-Tetrachloroethane	1.01124	1.03650	1.03650	0.010	-2.49802	25.00000	Averaged
72 Ethylbenzene	1.81873	1.77349	1.77349	0.010	2.48733	20.00000	Averaged
73 m + p-Xylene	2.14792	2.16346	2.16346	0.010	-0.72344	25.00000	Averaged
74 Xylene-o	2.07600	2.10795	2.10795	0.010	-1.53898	25.00000	Averaged
M 75 Xylenes (total)	2.12395	2.14495	2.14495	0.010	-0.98915	25.00000	Averaged
76 Styrene	3.38700	3.52986	3.52986	0.010	-4.21811	25.00000	Averaged
77 Bromoform	0.58612	0.59493	0.59493	0.100	-1.50229	25.00000	Averaged
78 Isopropylbenzene	5.42563	5.55651	5.55651	0.010	-2.41230	25.00000	Averaged
79 Bromobenzene	0.93882	0.82402	0.82402	0.010	12.22794	25.00000	Averaged
81 n-Propylbenzene	1.15034	1.00768	1.00768	0.010	12.40147	25.00000	Averaged
82 2-Chlorotoluene	0.96576	0.85049	0.85049	0.010	11.93494	25.00000	Averaged
83 1,1,2,2-Tetrachloroethane	1.40227	1.37382	1.37382	0.300	2.02874	25.00000	Averaged
84 1,2,3-Trichloropropane	0.32433	0.27430	0.27430	0.010	15.42487	25.00000	Averaged
85 4-Chlorotoluene	0.95354	0.84957	0.84957	0.010	10.90375	25.00000	Averaged
86 1,3,5-Trimethylbenzene	3.28067	3.10030	3.10030	0.010	5.49802	25.00000	Averaged
87 tert-Butylbenzene	2.87845	2.65038	2.65038	0.010	7.92350	25.00000	Averaged
88 1,2,4-Trimethylbenzene	3.35032	3.14316	3.14316	0.010	6.18313	25.00000	Averaged
89 sec-Butylbenzene	4.44710	4.13869	4.13869	0.010	6.93516	25.00000	Averaged
90 4-Isopropyltoluene	3.43377	3.31736	3.31736	0.010	3.39014	25.00000	Averaged
91 1,3-Dichlorobenzene	1.71560	1.58495	1.58495	0.010	7.61560	25.00000	Averaged
93 1,4-Dichlorobenzene	1.76633	1.63341	1.63341	0.010	7.52520	25.00000	Averaged
94 n-Butylbenzene	3.37922	3.29935	3.29935	0.010	2.36369	25.00000	Averaged
95 1,2-Dichlorobenzene	1.62714	1.54493	1.54493	0.010	5.05258	25.00000	Averaged
96 1,2-Dibromo-3-chloropropane	250	216	0.17380	0.010	13.54649	0.000e+000	Quadratic
97 1,2,4-Trichlorobenzene	1.01734	1.15259	1.15259	0.010	-13.29479	25.00000	Averaged
98 Hexachlorobutadiene	0.52616	0.61032	0.61032	0.010	-15.99570	25.00000	Averaged
99 Naphthalene	2.77214	2.68711	2.68711	0.010	3.06727	25.00000	Averaged
100 1,2,3-Trichlorobenzene	0.93070	1.03120	1.03120	0.010	-10.79786	25.00000	Averaged
156 Methyl Acetate	0.32176	0.28168	0.28168	0.010	12.45537	25.00000	Averaged
157 Cyclohexane	0.65728	0.64328	0.64328	0.010	2.13024	25.00000	Averaged
158 Methyl Cyclohexane	0.54504	0.56137	0.56137	0.010	-2.99721	25.00000	Averaged

5A
VOLATILE ORGANIC INSTRUMENT PERFORMANCE CHECK
BROMOFLUOROBENZENE (BFB)

Lab Name: TA PITTSBURGH Contract:

Lab Code: TA PGH Case No.: SAS No.: - SDG No.: -

Lab File ID: BF61109B BFB Injection Date: 11/09/07

Instrument ID: HP6 BFB Injection Time: 0751

GC Column: DB624 20M ID: 0.20 (mm) Heated Purge: (Y/N) N

m/e	ION ABUNDANCE CRITERIA	% RELATIVE ABUNDANCE	
50	15.0 - 40.0% of mass 95	22.5	
75	30.0 - 60.0% of mass 95	47.3	
95	Base Peak, 100% relative abundance	100.0	
96	5.0 - 9.0% of mass 95	6.1	
173	Less than 2.0% of mass 174	0.0	(0.0)1
174	50.0 - 100.0% of mass 95	71.5	
175	5.0 - 9.0% of mass 174	5.4	(7.6)1
176	95.0 - 101.0% of mass 174	68.6	(96.0)1
177	5.0 - 9.0% of mass 176	5.0	(7.3)2

1-Value is % mass 174 2-Value is % mass 176

THIS CHECK APPLIES TO THE FOLLOWING SAMPLES, MS, MSD, BLANKS, AND STANDARDS:

	EPA SAMPLE NO.	LAB SAMPLE ID	LAB FILE ID	DATE ANALYZED	TIME ANALYZED
01	VSTD10	VSTD10	1C61109	11/09/07	1106
02	VSTD1	VSTD1	2A61109	11/09/07	1202
03	VSTD5	VSTD5	2B61109	11/09/07	1225
04	VSTD15	VSTD15	1D61109	11/09/07	1249
05	VSTD20	VSTD20	1E61109	11/09/07	1314
06	VSTD40	VSTD40	1F61109	11/09/07	1339
07					
08					
09					
10					
11					
12					
13					
14					
15					
16					
17					
18					
19					
20					
21					
22					

FORM V VOA KLC 11/12/07 OLM03.0

TestAmerica Pittsburgh

INITIAL CALIBRATION DATA

Start Cal Date : 09-NOV-2007 11:06
End Cal Date : 09-NOV-2007 13:39
Quant Method : ISTD
Origin : Disabled
Target Version : 4.14
Integrator : HP RTE
Method file : \\pitsvr06\d\chem\hp6.i\6110907d.b\8260ee.m
Last Edit : 09-Nov-2007 13:42 fergusond
Curve Type : Average

Calibration File Names:
Level 1: \\pitsvr06\d\chem\hp6.i\6110907d.b\2A61109.D
Level 2: \\pitsvr06\d\chem\hp6.i\6110907d.b\2B61109.D
Level 3: \\pitsvr06\d\chem\hp6.i\6110907d.b\1C61109.D
Level 4: \\pitsvr06\d\chem\hp6.i\6110907d.b\1D61109.D
Level 5: \\pitsvr06\d\chem\hp6.i\6110907d.b\1E61109.D
Level 6: \\pitsvr06\d\chem\hp6.i\6110907d.b\1F61109.D

	Compound	5.000 Level 1	25.000 Level 2	50.000 Level 3	75.000 Level 4	100.000 Level 5	200.000 Level 6	RRF	% RSD	
1	Dichlorodifluoromethane	0.30891	0.32726	0.33343	0.35903	0.31587	0.30949	0.32566	5.850	
157	2-Chlorobenzotrifluoride	1.99738	1.80217	1.71838	1.70859	1.69682	1.59556	1.75315	7.790	
158	3-Chlorobenzotrifluoride	1.97569	1.75512	1.80655	1.73599	1.66930	1.63120	1.76231	6.907	
159	4-Chlorobenzotrifluoride	1.87421	1.71401	1.54735	1.59892	1.52809	1.52513	1.63129	8.488	
160	3-Chlorotoluene	0.90562	0.81058	0.88035	0.82643	0.88094	0.85119	0.85919	4.221	
161	2,4-Dichlorobenzotrifluoride	0.97401	0.81536	0.77408	0.80988	0.77021	0.79101	0.82243	9.298	
162	2,5-Dichlorobenzotrifluoride	0.99887	0.93995	0.87136	0.91155	0.83748	0.89344	0.90878	6.188	
163	3,4-Dichlorobenzotrifluoride	0.93168	0.81342	0.86318	0.85140	0.83831	0.85548	0.85891	4.621	
164	Dichlorotoluene(2,4+2,5+2,6)	1.55183	1.50248	1.59292	1.52034	1.50832	1.53061	1.53442	2.189	
165	Dichlorotoluene(2,3+3,4)	1.57994	1.59048	1.70111	1.61838	1.62411	1.60904	1.62051	2.646	
166	1,3,5-Trichlorobenzene	1.20214	1.20306	1.24281	1.16662	1.17412	1.16114	1.19165	2.579	
167	2,3,6-Trichlorotoluene	0.74463	0.71480	0.73587	0.72414	0.72134	0.69636	0.72286	2.327	
168	2,4,5-Trichlorotoluene	0.73856	0.80171	0.83733	0.83537	0.82878	0.82160	0.81056	4.632	
2	Chloromethane	0.62026	0.59282	0.54179	0.57065	0.52807	0.51902	0.56210	7.039	
3	Vinyl Chloride	0.51917	0.47424	0.46649	0.48745	0.44332	0.44790	0.47309	5.900	
4	Bromomethane	0.11019	0.12280	0.11368	0.12412	0.10968	0.10430	0.11413	6.869	
5	Chloroethane	0.25079	0.20349	0.20658	0.20779	0.19702	0.18281	0.20808	10.976	
6	Trichlorofluoromethane	0.38516	0.39972	0.39235	0.42563	0.37580	0.35761	0.38938	5.903	
7	Dichlorofluoromethane	+++++	+++++	+++++	+++++	+++++	+++++	+++++	+++++	<-
8	Ethyl Ether	+++++	+++++	+++++	+++++	+++++	+++++	+++++	+++++	<-
9	Ethanol	+++++	+++++	+++++	+++++	+++++	+++++	+++++	+++++	<-
11	Acrolein	+++++	+++++	+++++	+++++	+++++	+++++	+++++	+++++	<-
12	1,1-Dichloroethene	0.22030	0.23801	0.23787	0.26682	0.23210	0.24232	0.23957	6.419	
13	Acetone	0.10615	0.09768	0.08648	0.09538	0.09439	0.08781	0.09465	7.556	
14	Iodomethane	+++++	+++++	+++++	+++++	+++++	+++++	+++++	+++++	<-
15	Carbon Disulfide	0.66205	0.69454	0.70634	0.76308	0.71457	0.72283	0.71057	4.690	
16	3-Chloro-1-propene	+++++	+++++	+++++	+++++	+++++	+++++	+++++	+++++	<-
17	Acetonitrile	0.02690	0.02066	0.01913	0.02178	0.02183	0.02103	0.02189	12.083	

TestAmerica Pittsburgh

INITIAL CALIBRATION DATA

Start Cal Date : 09-NOV-2007 11:06
End Cal Date : 09-NOV-2007 13:39
Quant Method : ISTD
Origin : Disabled
Target Version : 4.14
Integrator : HP RTE
Method file : \\pitsvr06\d\chem\hp6.i\6110907d.b\8260ee.m
Last Edit : 09-Nov-2007 13:42 fergusond
Curve Type : Average

	Compound	5.000 Level 1	25.000 Level 2	50.000 Level 3	75.000 Level 4	100.000 Level 5	200.000 Level 6	RRF	% RSD	
	18 Methylene Chloride	0.39098	0.29949	0.28059	0.29478	0.27766	0.27739	0.30348	14.453	
	19 trans-1,2-Dichloroethene	0.28654	0.27789	0.27077	0.28457	0.27410	0.27447	0.27806	2.252	
	20 Methyl tert-butyl ether	0.77503	0.72214	0.72496	0.78928	0.77331	0.76900	0.75895	3.725	
	21 tert-Butyl Alcohol	+++++	+++++	+++++	+++++	+++++	+++++	+++++	+++++	<-
	22 Acrylonitrile	+++++	+++++	+++++	+++++	+++++	+++++	+++++	+++++	<-
	23 Hexane	+++++	+++++	+++++	+++++	+++++	+++++	+++++	+++++	<-
	24 1,1-Dichloroethane	0.73890	0.66677	0.67442	0.69830	0.65763	0.65746	0.68225	4.630	
	25 Isopropyl Ether	+++++	+++++	+++++	+++++	+++++	+++++	+++++	+++++	<-
	26 2-Chloro-1,3-butadiene	+++++	+++++	+++++	+++++	+++++	+++++	+++++	+++++	<-
	27 2,2-Dichloropropane	0.19864	0.23036	0.22987	0.24324	0.22448	0.24453	0.22685	7.465	
	28 cis-1,2-dichloroethene	0.32315	0.29907	0.28938	0.30611	0.28125	0.28338	0.29706	5.350	
M	29 1,2-Dichloroethene (total)	0.30485	0.28848	0.28007	0.29534	0.27767	0.27893	0.28756	3.773	
	30 Bromochloromethane	0.15012	0.14435	0.13275	0.14121	0.13592	0.13398	0.13972	4.830	
	31 2-Butanone	0.12074	0.12614	0.13744	0.14110	0.14937	0.14417	0.13649	8.040	
	32 Vinyl Acetate	+++++	+++++	+++++	+++++	+++++	+++++	+++++	+++++	<-
	33 Ethyl Acetate	+++++	+++++	+++++	+++++	+++++	+++++	+++++	+++++	<-
	34 Propionitrile	+++++	+++++	+++++	+++++	+++++	+++++	+++++	+++++	<-
	35 Tetrahydrofuran	+++++	+++++	+++++	+++++	+++++	+++++	+++++	+++++	<-
	36 Methacrylonitrile	+++++	+++++	+++++	+++++	+++++	+++++	+++++	+++++	<-
	37 Chloroform	0.48846	0.49494	0.49093	0.51616	0.48226	0.49044	0.49386	2.366	
	38 1,1,1-Trichloroethane	0.36718	0.39874	0.38797	0.42448	0.38584	0.39903	0.39387	4.816	
	40 1,1-Dichloropropene	0.37880	0.36979	0.37906	0.39785	0.37275	0.38062	0.37981	2.574	
	41 Carbon Tetrachloride	0.30282	0.28926	0.30625	0.32881	0.30414	0.33053	0.31030	5.206	
	42 Benzene	1.12810	1.09383	1.08803	1.08679	1.06449	1.08054	1.09030	1.933	
	44 Isobutanol	+++++	+++++	+++++	+++++	+++++	+++++	+++++	+++++	<-
	45 1,2-Dichloroethane	0.53430	0.51980	0.51289	0.54065	0.52237	0.50144	0.52191	2.723	
	47 Trichloroethene	0.28281	0.27202	0.27938	0.28995	0.28009	0.27566	0.27998	2.201	
	48 n-Butanol	+++++	+++++	+++++	+++++	+++++	+++++	+++++	+++++	<-
	49 1,2-Dichloropropane	0.36655	0.36257	0.38611	0.38423	0.35436	0.37385	0.37128	3.361	
	50 Dibromomethane	0.14190	0.14704	0.14529	0.15474	0.14634	0.14611	0.14690	2.888	
	51 Methyl methacrylate	+++++	+++++	+++++	+++++	+++++	+++++	+++++	+++++	<-
	52 1,4-Dioxane	+++++	+++++	+++++	+++++	+++++	+++++	+++++	+++++	<-
	53 Bromodichloromethane	0.29232	0.28884	0.32380	0.33438	0.32184	0.34401	0.31753	7.044	
	54 2-Nitropropane	+++++	+++++	+++++	+++++	+++++	+++++	+++++	+++++	<-
	55 2-Methylfuran	+++++	+++++	+++++	+++++	+++++	+++++	+++++	+++++	<-
	56 2-Chloroethyl vinyl ether	+++++	+++++	+++++	+++++	+++++	+++++	+++++	+++++	<-

TestAmerica Pittsburgh

INITIAL CALIBRATION DATA

Start Cal Date : 09-NOV-2007 11:06
End Cal Date : 09-NOV-2007 13:39
Quant Method : ISTD
Origin : Disabled
Target Version : 4.14
Integrator : HP RTE
Method file : \\pitsvr06\d\chem\hp6.i\6110907d.b\8260ee.m
Last Edit : 09-Nov-2007 13:42 fergusond
Curve Type : Average

	Compound	5.000 Level 1	25.000 Level 2	50.000 Level 3	75.000 Level 4	100.000 Level 5	200.000 Level 6	RRF	% RSD	
	57 cis-1,3-Dichloropropene	0.22275	0.27884	0.32299	0.34358	0.34465	0.38797	0.31680	18.342	<-QUAD
	58 4-Methyl-2-Pentanone	1.23931	1.15523	1.19016	1.19936	1.28110	1.19033	1.20925	3.662	
	60 Toluene	5.18389	4.84173	4.82113	4.87374	4.78612	4.53005	4.83944	4.322	
	61 trans-1,3-Dichloropropene	0.91829	0.96217	1.11786	1.23870	1.28728	1.38480	1.15152	16.099	<-QUAD
	62 Ethyl methacrylate	+++++	+++++	+++++	+++++	+++++	+++++	+++++	+++++	<-
	63 1,3-Dichloropropane	1.75173	1.69725	1.63956	1.67260	1.68234	1.59863	1.67369	3.107	
	64 1,1,2-Trichloroethane	1.01703	0.90656	0.92126	0.93523	0.93081	0.88349	0.93240	4.881	
	65 Tetrachloroethene	1.06983	0.98228	0.94587	0.94432	0.91530	0.85253	0.95169	7.597	
	66 2-Hexanone	0.82175	0.73867	0.77709	0.82216	0.87407	0.81946	0.80887	5.704	
	67 Dibromochloromethane	0.73642	0.71675	0.85988	0.86196	0.90291	0.89867	0.82943	9.873	
	68 1,2-Dibromoethane	1.05226	0.92450	1.00367	0.98075	0.98913	0.92762	0.97965	4.936	
	70 Chlorobenzene	3.28559	3.26735	3.20841	3.15503	3.03350	2.87931	3.13820	4.969	
	71 1,1,1,2-Tetrachloroethane	0.91126	0.93824	0.97800	1.04121	1.04069	0.98382	0.98220	5.366	
	72 Ethylbenzene	2.06834	1.88945	1.90523	1.91375	1.82905	1.74127	1.89118	5.716	
	73 m + p-Xylene	2.46899	2.35700	2.33720	2.33790	2.27683	2.16037	2.32305	4.368	
	74 Xylene-o	2.19965	2.30332	2.23394	2.27466	2.27992	2.09699	2.23141	3.382	
M	75 Xylenes (total)	2.37921	2.33910	2.30278	2.31682	2.27786	2.13924	2.29250	3.602	
	76 Styrene	3.55129	3.69554	3.75773	3.81924	3.70464	3.56339	3.68197	2.885	
	77 Bromoform	0.28541	0.38817	0.40649	0.44453	0.47386	0.49498	0.41557	18.109	<-QUAD
	78 Isopropylbenzene	5.96342	6.01325	6.00697	6.11826	5.89015	5.60823	5.93338	2.962	
	79 Bromobenzene	0.97238	0.82160	0.86829	0.82746	0.80678	0.81644	0.85216	7.346	
	81 n-Propylbenzene	1.02270	0.98501	0.98049	1.00142	0.94933	0.98273	0.98595	2.468	
	82 2-Chlorotoluene	0.93064	0.84650	0.84062	0.80568	0.79810	0.83523	0.84279	5.608	
	83 1,1,2,2-Tetrachloroethane	0.75023	0.73541	0.73624	0.71842	0.76581	0.76150	0.74460	2.408	
	84 1,2,3-Trichloropropane	0.33435	0.26787	0.28746	0.27820	0.28706	0.28147	0.28940	8.003	
	85 4-Chlorotoluene	0.88787	0.88736	0.93019	0.91512	0.84723	0.86036	0.88802	3.540	
	86 1,3,5-Trimethylbenzene	3.36727	3.31917	3.41147	3.33557	3.16683	3.25128	3.30860	2.644	
	87 tert-Butylbenzene	2.65423	2.68361	2.79048	2.66463	2.60407	2.60873	2.66762	2.545	
	88 1,2,4-Trimethylbenzene	3.09339	3.26713	3.45187	3.33458	3.22972	3.34008	3.28613	3.688	
	89 sec-Butylbenzene	4.24028	4.17192	4.35197	4.22571	4.00663	4.14202	4.18976	2.748	
	90 4-Isopropyltoluene	3.44842	3.47220	3.41428	3.38916	3.25924	3.35397	3.38955	2.253	
	91 1,3-Dichlorobenzene	1.87345	1.66361	1.71040	1.68371	1.65641	1.63929	1.70448	5.064	
	93 1,4-Dichlorobenzene	1.92474	1.68765	1.73871	1.71380	1.64460	1.69696	1.73441	5.668	
	94 n-Butylbenzene	3.19082	3.10439	3.18776	3.13603	3.03152	3.09691	3.12471	1.939	
	95 1,2-Dichlorobenzene	1.75165	1.60696	1.58536	1.60608	1.55816	1.54894	1.60952	4.575	
	96 1,2-Dibromo-3-chloropropane	0.03935	0.08343	0.09383	0.10158	0.10923	0.12282	0.09171	31.553	<-QUAD

TestAmerica Pittsburgh

INITIAL CALIBRATION DATA

Start Cal Date : 09-NOV-2007 11:06
End Cal Date : 09-NOV-2007 13:39
Quant Method : ISTD
Origin : Disabled
Target Version : 4.14
Integrator : HP RTE
Method file : \\pitsvr06\d\chem\hp6.i\6110907d.b\8260ee.m
Last Edit : 09-Nov-2007 13:42 fergusond
Curve Type : Average

Compound	5.000 Level 1	25.000 Level 2	50.000 Level 3	75.000 Level 4	100.000 Level 5	200.000 Level 6	RRF	% RSD	
97 1,2,4-Trichlorobenzene	1.07139	1.09191	1.11766	1.08904	1.08803	1.06786	1.08765	1.633	
98 Hexachlorobutadiene	0.60400	0.59507	0.58931	0.57140	0.54444	0.52143	0.57094	5.630	
99 Naphthalene	2.19873	2.34247	2.35601	2.45881	2.55667	2.54109	2.40896	5.667	
100 1,2,3-Trichlorobenzene	1.05407	0.93808	1.01719	0.98723	0.96342	0.95586	0.98598	4.379	
101 1,1,2-trichlorotrifluoroethan	0.29860	0.25680	0.27266	0.27640	0.25356	0.24550	0.26725	7.228	
102 Methyl acetate	0.29027	0.24730	0.24017	0.26323	0.26277	0.25138	0.25919	6.814	
103 t-1,4-Dichloro-2-butene	+++++	+++++	+++++	+++++	+++++	+++++	+++++	+++++	<-
104 Cyclohexane	0.91544	0.89469	0.88203	0.92949	0.84276	0.84245	0.88448	4.108	
105 Methyl Cyclohexane	0.56530	0.53775	0.51659	0.55303	0.51571	0.50760	0.53267	4.346	
155 n-heptane	+++++	+++++	+++++	+++++	+++++	+++++	+++++	+++++	<-
156 cyclohexanol	+++++	+++++	+++++	+++++	+++++	+++++	+++++	+++++	<-
$ 39 Dibromofluoromethane	0.23009	0.22415	0.22548	0.23417	0.22799	0.22811	0.22833	1.555	
$ 43 1,2-Dichloroethane-d4	0.39537	0.37218	0.38113	0.38764	0.37456	0.37125	0.38035	2.528	
$ 59 Toluene-d8	4.53627	4.12897	4.17552	4.17485	4.11581	3.85696	4.16473	5.224	
$ 80 Bromofluorobenzene	1.38278	1.05390	1.09567	1.00525	1.00758	1.01482	1.09333	13.356	

TestAmerica Pittsburgh

INITIAL CALIBRATION DATA

Start Cal Date : 09-NOV-2007 11:06
End Cal Date : 09-NOV-2007 13:39
Quant Method : ISTD
Target Version : 4.14
Integrator : HP RTE
Method file : \\pitsvr06\d\chem\hp6.i\6110907d.b\8260ee.m
Last Edit : 09-Nov-2007 13:42 fergusond

Calibration File Names:
Level 1: \\pitsvr06\d\chem\hp6.i\6110907d.b\2A61109.D
Level 2: \\pitsvr06\d\chem\hp6.i\6110907d.b\2B61109.D
Level 3: \\pitsvr06\d\chem\hp6.i\6110907d.b\1C61109.D
Level 4: \\pitsvr06\d\chem\hp6.i\6110907d.b\1D61109.D
Level 5: \\pitsvr06\d\chem\hp6.i\6110907d.b\1E61109.D
Level 6: \\pitsvr06\d\chem\hp6.i\6110907d.b\1F61109.D

	Compound	5.0000 Level 1	25.0000 Level 2	50.0000 Level 3	75.0000 Level 4	100.0000 Level 5	200.0000 Level 6	Curve	Coefficients b	m1	m2	%RSD or R^2
1	Dichlorodifluoromethane	0.30891	0.32726	0.33343	0.35903	0.31587	0.30949	AVRG		0.32566		5.84956
157	2-Chlorobenzotrifluoride	1.99738	1.80217	1.71838	1.70859	1.69682	1.59556	AVRG		1.75315		7.78981
158	3-Chlorobenzotrifluoride	1.97569	1.75512	1.80655	1.73599	1.66930	1.63120	AVRG		1.76231		6.90666
159	4-Chlorobenzotrifluoride	1.87421	1.71401	1.54735	1.59892	1.52809	1.52513	AVRG		1.63129		8.48829
160	3-Chlorotoluene	0.90562	0.81058	0.88035	0.82643	0.88094	0.85119	AVRG		0.85919		4.22135
161	2,4-Dichlorobenzotrifluoride	0.97401	0.81536	0.77408	0.80988	0.77021	0.79101	AVRG		0.82243		9.29765
162	2,5-Dichlorobenzotrifluoride	0.99887	0.93995	0.87136	0.91155	0.83748	0.89344	AVRG		0.90878		6.18841
163	3,4-Dichlorobenzotrifluoride	0.93168	0.81342	0.86318	0.85140	0.83831	0.85548	AVRG		0.85891		4.62057
164	Dichlorotoluene(2,4+2,5+2,6)	1.55183	1.50248	1.59292	1.52034	1.50832	1.53061	AVRG		1.53442		2.18678
165	Dichlorotoluene(2,3+3,4)	1.57994	1.59048	1.70111	1.61838	1.62411	1.60904	AVRG		1.62051		2.64614
166	1,3,5-Trichlorobenzene	1.20214	1.20306	1.24281	1.16662	1.17412	1.16114	AVRG		1.19165		2.57891
167	2,3,6-Trichlorotoluene	0.74463	0.71480	0.73587	0.72414	0.72134	0.69636	AVRG		0.72286		2.32674
168	2,4,5-Trichlorotoluene	0.73856	0.80171	0.83733	0.83537	0.82878	0.82160	AVRG		0.81056		4.63244
2	Chloromethane	0.62026	0.59282	0.54179	0.57065	0.52807	0.51902	AVRG		0.56210		7.03858

TestAmerica Pittsburgh

INITIAL CALIBRATION DATA

Start Cal Date : 09-NOV-2007 11:06
End Cal Date : 09-NOV-2007 13:39
Quant Method : ISTD
Target Version : 4.14
Integrator : HP RTE
Method file : \\pitsvr06\d\chem\hp6.i\6110907d.b\8260ee.m
Last Edit : 09-Nov-2007 13:42 fergusond

	Compound	5.0000 Level 1	25.0000 Level 2	50.0000 Level 3	75.0000 Level 4	100.0000 Level 5	200.0000 Level 6	Curve	Coefficients b	Coefficients m1	Coefficients m2	%RSD or R^2	
3	Vinyl Chloride	0.51917	0.47424	0.46649	0.48745	0.44332	0.44790	AVRG		0.47309		5.90024	
4	Bromomethane	0.11019	0.12280	0.11368	0.12412	0.10968	0.10430	AVRG		0.11413		6.86918	
5	Chloroethane	0.25079	0.20349	0.20658	0.20779	0.19702	0.18281	AVRG		0.20808		10.97592	
6	Trichlorofluoromethane	0.38516	0.39972	0.39235	0.42563	0.37580	0.35761	AVRG		0.38938		5.90275	
7	Dichlorofluoromethane	+++++	+++++	+++++	+++++	+++++	+++++	AVRG		0.000e+000		0.000e+000	<-
8	Ethyl Ether	+++++	+++++	+++++	+++++	+++++	+++++	AVRG		0.000e+000		0.000e+000	<-
9	Ethanol	+++++	+++++	+++++	+++++	+++++	+++++	AVRG		0.000e+000		0.000e+000	<-
11	Acrolein	+++++	+++++	+++++	+++++	+++++	+++++	AVRG		0.000e+000		0.000e+000	<-
12	1,1-Dichloroethene	0.22030	0.23801	0.23787	0.26682	0.23210	0.24232	AVRG		0.23957		6.41890	
13	Acetone	0.10615	0.09768	0.08648	0.09538	0.09439	0.08781	AVRG		0.09465		7.55573	
14	Iodomethane	+++++	+++++	+++++	+++++	+++++	+++++	AVRG		0.000e+000		0.000e+000	<-
15	Carbon Disulfide	0.66205	0.69454	0.70634	0.76308	0.71457	0.72283	AVRG		0.71057		4.68994	
16	3-Chloro-1-propene	+++++	+++++	+++++	+++++	+++++	+++++	AVRG		0.000e+000		0.000e+000	<-
17	Acetonitrile	0.02690	0.02066	0.01913	0.02178	0.02183	0.02103	AVRG		0.02189		12.08279	
18	Methylene Chloride	0.39098	0.29949	0.28059	0.29478	0.27766	0.27739	AVRG		0.30348		14.45300	
19	trans-1,2-Dichloroethene	0.28654	0.27789	0.27077	0.28457	0.27410	0.27447	AVRG		0.27806		2.25233	
20	Methyl tert-butyl ether	0.77503	0.72214	0.72496	0.78928	0.77331	0.76900	AVRG		0.75895		3.72510	
21	tert-Butyl Alcohol	+++++	+++++	+++++	+++++	+++++	+++++	AVRG		0.000e+000		0.000e+000	<-
22	Acrylonitrile	+++++	+++++	+++++	+++++	+++++	+++++	AVRG		0.000e+000		0.000e+000	<-
23	Hexane	+++++	+++++	+++++	+++++	+++++	+++++	AVRG		0.000e+000		0.000e+000	<-
24	1,1-Dichloroethane	0.73890	0.66677	0.67442	0.69830	0.65763	0.65746	AVRG		0.68225		4.62968	
25	Isopropyl Ether	+++++	+++++	+++++	+++++	+++++	+++++	AVRG		0.000e+000		0.000e+000	<-

TestAmerica Pittsburgh

INITIAL CALIBRATION DATA

Start Cal Date : 09-NOV-2007 11:06
End Cal Date : 09-NOV-2007 13:39
Quant Method : ISTD
Target Version : 4.14
Integrator : HP RTE
Method file : \\pitsvr06\d\chem\hp6.i\6110907d.b\8260ee.m
Last Edit : 09-Nov-2007 13:42 fergusond

	Compound	5.0000 Level 1	25.0000 Level 2	50.0000 Level 3	75.0000 Level 4	100.0000 Level 5	200.0000 Level 6	Curve	Coefficients b	Coefficients m1	Coefficients m2	%RSD or R^2	
26	2-Chloro-1,3-butadiene	+++++	+++++	+++++	+++++	+++++	+++++	AVRG		0.000e+000		0.000e+000	<-
27	2,2-Dichloropropane	0.19864	0.22036	0.22987	0.24324	0.22448	0.24453	AVRG		0.22685		7.46451	
28	cis-1,2-dichloroethene	0.32315	0.29907	0.28938	0.30611	0.28125	0.28338	AVRG		0.29706		5.35020	
M 29	1,2-Dichloroethene (total)	0.30485	0.28848	0.28007	0.29534	0.27767	0.27893	AVRG		0.28756		3.77307	
30	Bromochloromethane	0.15012	0.14435	0.13275	0.14121	0.13592	0.13398	AVRG		0.13972		4.82958	
31	2-Butanone	0.12074	0.12614	0.13744	0.14110	0.14937	0.14417	AVRG		0.13649		8.04041	
32	Vinyl Acetate	+++++	+++++	+++++	+++++	+++++	+++++	AVRG		0.000e+000		0.000e+000	<-
33	Ethyl Acetate	+++++	+++++	+++++	+++++	+++++	+++++	AVRG		0.000e+000		0.000e+000	<-
34	Propionitrile	+++++	+++++	+++++	+++++	+++++	+++++	AVRG		0.000e+000		0.000e+000	<-
35	Tetrahydrofuran	+++++	+++++	+++++	+++++	+++++	+++++	AVRG		0.000e+000		0.000e+000	<-
36	Methacrylonitrile	+++++	+++++	+++++	+++++	+++++	+++++	AVRG		0.000e+000		0.000e+000	<-
37	Chloroform	0.48846	0.49494	0.49093	0.51616	0.48226	0.49044	AVRG		0.49386		2.36576	
38	1,1,1-Trichloroethane	0.36718	0.39874	0.38797	0.42448	0.38584	0.39903	AVRG		0.39387		4.81563	
40	1,1-Dichloropropene	0.37880	0.36979	0.37906	0.39785	0.37275	0.38062	AVRG		0.37981		2.57437	
41	Carbon Tetrachloride	0.30282	0.28926	0.30625	0.32881	0.30414	0.33053	AVRG		0.31030		5.20613	
42	Benzene	1.12810	1.09383	1.08803	1.08679	1.06449	1.08054	AVRG		1.09030		1.93268	
44	Isobutanol	+++++	+++++	+++++	+++++	+++++	+++++	AVRG		0.000e+000		0.000e+000	<-
45	1,2-Dichloroethane	0.53430	0.51980	0.51289	0.54065	0.52237	0.50144	AVRG		0.52191		2.72296	
47	Trichloroethene	0.28281	0.27202	0.27938	0.28995	0.28009	0.27566	AVRG		0.27998		2.20103	
48	n-Butanol	+++++	+++++	+++++	+++++	+++++	+++++	AVRG		0.000e+000		0.000e+000	<-
49	1,2-Dichloropropane	0.36655	0.36257	0.38611	0.38423	0.35436	0.37385	AVRG		0.37128		3.36106	
50	Dibromomethane	0.14190	0.14704	0.14529	0.15474	0.14634	0.14611	AVRG		0.14690		2.88760	

TestAmerica Pittsburgh

INITIAL CALIBRATION DATA

Start Cal Date : 09-NOV-2007 11:06
End Cal Date : 09-NOV-2007 13:39
Quant Method : ISTD
Target Version : 4.14
Integrator : HP RTE
Method file : \\pitsvr06\d\chem\hp6.i\6110907d.b\8260ee.m
Last Edit : 09-Nov-2007 13:42 fergusond

Compound	5.0000 Level 1	25.0000 Level 2	50.0000 Level 3	75.0000 Level 4	100.0000 Level 5	200.0000 Level 6	Curve	Coefficients b	Coefficients m1	Coefficients m2	%RSD or R^2	
51 Methyl methacrylate	+++++	+++++	+++++	+++++	+++++	+++++	AVRG		0.000e+000		0.000e+000	<-
52 1,4-Dioxane	+++++	+++++	+++++	+++++	+++++	+++++	AVRG		0.000e+000		0.000e+000	<-
53 Bromodichloromethane	0.29232	0.28884	0.32380	0.33438	0.32184	0.34401	AVRG		0.31753		7.04391	
54 2-Nitropropane	+++++	+++++	+++++	+++++	+++++	+++++	AVRG		0.000e+000		0.000e+000	<-
55 2-Methylfuran	+++++	+++++	+++++	+++++	+++++	+++++	AVRG		0.000e+000		0.000e+000	<-
56 2-Chloroethyl vinyl ether	+++++	+++++	+++++	+++++	+++++	+++++	AVRG		0.000e+000		0.000e+000	<-
57 cis-1,3-Dichloropropene	11632	76264	185315	275499	365290	860419	QUAD	0.05399	3.01503	-0.30441	0.99976	
58 4-Methyl-2-Pentanone	1.23931	1.15523	1.19016	1.19936	1.28110	1.19033	AVRG		1.20925		3.66183	
60 Toluene	5.18389	4.84173	4.82113	4.87374	4.78612	4.53005	AVRG		4.83944		4.32188	
61 trans-1,3-Dichloropropene	10714	61019	152150	241438	325531	782542	QUAD	0.07775	0.80300	-0.01731	0.99924	
62 Ethyl methacrylate	+++++	+++++	+++++	+++++	+++++	+++++	AVRG		0.000e+000		0.000e+000	<-
63 1,3-Dichloropropane	1.75173	1.69725	1.63956	1.67260	1.68234	1.59863	AVRG		1.67369		3.10697	
64 1,1,2-Trichloroethane	1.01703	0.90656	0.92126	0.93523	0.93081	0.88349	AVRG		0.93240		4.88119	
65 Tetrachloroethene	1.06983	0.98228	0.94587	0.94432	0.91530	0.85253	AVRG		0.95169		7.59713	
66 2-Hexanone	0.82175	0.73867	0.77709	0.82216	0.87407	0.81946	AVRG		0.80887		5.70396	
67 Dibromochloromethane	0.73642	0.71675	0.85988	0.86196	0.90291	0.89867	AVRG		0.82943		9.87260	
68 1,2-Dibromoethane	1.05226	0.92450	1.00367	0.98075	0.98913	0.92762	AVRG		0.97965		4.93550	
70 Chlorobenzene	3.28559	3.26735	3.20841	3.15503	3.03350	2.87931	AVRG		3.13820		4.96942	
71 1,1,1,2-Tetrachloroethane	0.91126	0.93824	0.97800	1.04121	1.04069	0.98382	AVRG		0.98220		5.36589	
72 Ethylbenzene	2.06834	1.88945	1.90523	1.91375	1.82905	1.74127	AVRG		1.89118		5.71608	
73 m + p-Xylene	2.46899	2.35700	2.33720	2.33790	2.27683	2.16037	AVRG		2.32305		4.36776	
74 Xylene-o	2.19965	2.30332	2.23394	2.27466	2.27992	2.09699	AVRG		2.23141		3.38216	

TestAmerica Pittsburgh

INITIAL CALIBRATION DATA

Start Cal Date : 09-NOV-2007 11:06
End Cal Date : 09-NOV-2007 13:39
Quant Method : ISTD
Target Version : 4.14
Integrator : HP RTE
Method file : \\pitsvr06\d\chem\hp6.i\6110907d.b\8260ee.m
Last Edit : 09-Nov-2007 13:42 fergusond

	Compound	5.0000 Level 1	25.0000 Level 2	50.0000 Level 3	75.0000 Level 4	100.0000 Level 5	200.0000 Level 6	Curve	Coefficients b	Coefficients m1	Coefficients m2	%RSD or R^2
M	75 Xylenes (total)	2.37921	2.33910	2.30278	2.31682	2.27786	2.13924	AVRG		2.29250		3.60188
	76 Styrene	3.55129	3.69554	3.75773	3.81924	3.70464	3.56339	AVRG		3.68197		2.88496
	77 Bromoform	3330	24617	55327	86645	119830	279711	QUAD	0.07262	2.18661	-0.10445	0.99925
	78 Isopropylbenzene	5.96342	6.01325	6.00697	6.11826	5.89015	5.60823	AVRG		5.93338		2.96233
	79 Bromobenzene	0.97238	0.82160	0.86829	0.82746	0.80678	0.81644	AVRG		0.85216		7.34596
	81 n-Propylbenzene	1.02270	0.98501	0.98049	1.00142	0.94933	0.98273	AVRG		0.98695		2.46764
	82 2-Chlorotoluene	0.93064	0.84650	0.84062	0.80568	0.79810	0.83522	AVRG		0.84279		5.60780
	83 1,1,2,2-Tetrachloroethane	0.75023	0.73541	0.73624	0.71842	0.76581	0.76150	AVRG		0.74460		2.40771
	84 1,2,3-Trichloropropane	0.33435	0.26787	0.28746	0.27820	0.28706	0.28147	AVRG		0.28940		8.00275
	85 4-Chlorotoluene	0.88787	0.88736	0.93019	0.91512	0.84723	0.86036	AVRG		0.88802		3.54024
	86 1,3,5-Trimethylbenzene	3.36727	3.31917	3.41147	3.33557	3.16683	3.25128	AVRG		3.30860		2.64353
	87 tert-Butylbenzene	2.65423	2.68361	2.79048	2.66463	2.60407	2.60873	AVRG		2.66762		2.54505
	88 1,2,4-Trimethylbenzene	3.09339	3.26713	3.45187	3.33458	3.22972	3.34008	AVRG		3.28613		3.68753
	89 sec-Butylbenzene	4.24028	4.17192	4.35197	4.22571	4.00663	4.14202	AVRG		4.18976		2.74824
	90 4-Isopropyltoluene	3.44842	3.47220	3.41428	3.38916	3.25924	3.35397	AVRG		3.38955		2.25290
	91 1,3-Dichlorobenzene	1.87345	1.66361	1.71040	1.68371	1.65641	1.63929	AVRG		1.70448		5.06367
	93 1,4-Dichlorobenzene	1.92474	1.68765	1.73871	1.71380	1.64460	1.69696	AVRG		1.73441		5.66819
	94 n-Butylbenzene	3.19082	3.10439	3.18776	3.13683	3.03152	3.09691	AVRG		3.12471		1.93942
	95 1,2-Dichlorobenzene	1.75165	1.60696	1.58536	1.60608	1.55816	1.54894	AVRG		1.60952		4.57489
	96 1,2-Dibromo-3-chloropropane	725	8697	20049	32680	45656	104411	QUAD	0.08995	9.68632	-3.53521	0.99962
	97 1,2,4-Trichlorobenzene	1.07139	1.09191	1.11766	1.08904	1.08803	1.06786	AVRG		1.08765		1.63294
	98 Hexachlorobutadiene	0.60400	0.59507	0.58931	0.57140	0.54444	0.52143	AVRG		0.57094		5.62973

TestAmerica Pittsburgh

INITIAL CALIBRATION DATA

Start Cal Date : 09-NOV-2007 11:06
End Cal Date : 09-NOV-2007 13:39
Quant Method : ISTD
Target Version : 4.14
Integrator : HP RTE
Method file : \\pitsvr06\d\chem\hp6.i\6110907d.b\8260ee.m
Last Edit : 09-Nov-2007 13:42 fergusond

Compound	5.0000 Level 1	25.0000 Level 2	50.0000 Level 3	75.0000 Level 4	100.0000 Level 5	200.0000 Level 6	Curve	Coefficients b	m1	m2	%RSD or R^2	
99 Naphthalene	2.19873	2.34247	2.35601	2.45881	2.55667	2.54109	AVRG		2.40896		5.66694	
100 1,2,3-Trichlorobenzene	1.05407	0.93808	1.01719	0.98723	0.96342	0.95586	AVRG		0.98598		4.37930	
101 1,1,2-trichlorotrifluoroethan	0.29860	0.25680	0.27266	0.27640	0.25356	0.24550	AVRG		0.26725		7.22827	
102 Methyl acetate	0.29027	0.24730	0.24017	0.26323	0.26277	0.25138	AVRG		0.25919		6.81375	
103 t-1,4-Dichloro-2-butene	+++++	+++++	+++++	+++++	+++++	+++++	AVRG		0.000e+000		0.000e+000	<-
104 Cyclohexane	0.91544	0.89469	0.88203	0.92949	0.84276	0.84245	AVRG		0.88448		4.10799	
105 Methyl Cyclohexane	0.56530	0.53775	0.51659	0.55303	0.51571	0.50760	AVRG		0.53267		4.34639	
155 n-heptane	+++++	+++++	+++++	+++++	+++++	+++++	AVRG		0.000e+000		0.000e+000	<-
156 cyclohexanol	+++++	+++++	+++++	+++++	+++++	+++++	AVRG		0.000e+000		0.000e+000	<-
$ 39 Dibromofluoromethane	0.23009	0.22415	0.22548	0.23417	0.22799	0.22811	AVRG		0.22833		1.55499	
$ 43 1,2-Dichloroethane-d4	0.39537	0.37218	0.38113	0.38764	0.37456	0.37125	AVRG		0.38035		2.52786	
$ 59 Toluene-d8	4.53627	4.12897	4.17552	4.17485	4.11581	3.85696	AVRG		4.16473		5.22379	
$ 80 Bromofluorobenzene	1.38278	1.05390	1.09567	1.00525	1.00758	1.01482	AVRG		1.09333		13.35583	

TestAmerica Pittsburgh

INITIAL CALIBRATION DATA

Start Cal Date : 09-NOV-2007 11:06
End Cal Date : 09-NOV-2007 13:39
Quant Method : ISTD
Target Version : 4.14
Integrator : HP RTE
Method file : \\pitsvr06\d\chem\hp6.i\6110907d.b\8260ee.m
Last Edit : 09-Nov-2007 13:42 fergusond

Curve	Formula	Units
Averaged	Amt = Rsp/m1	Response
Quad	Amt = b + m1*Rsp + m2*Rsp^2	Response

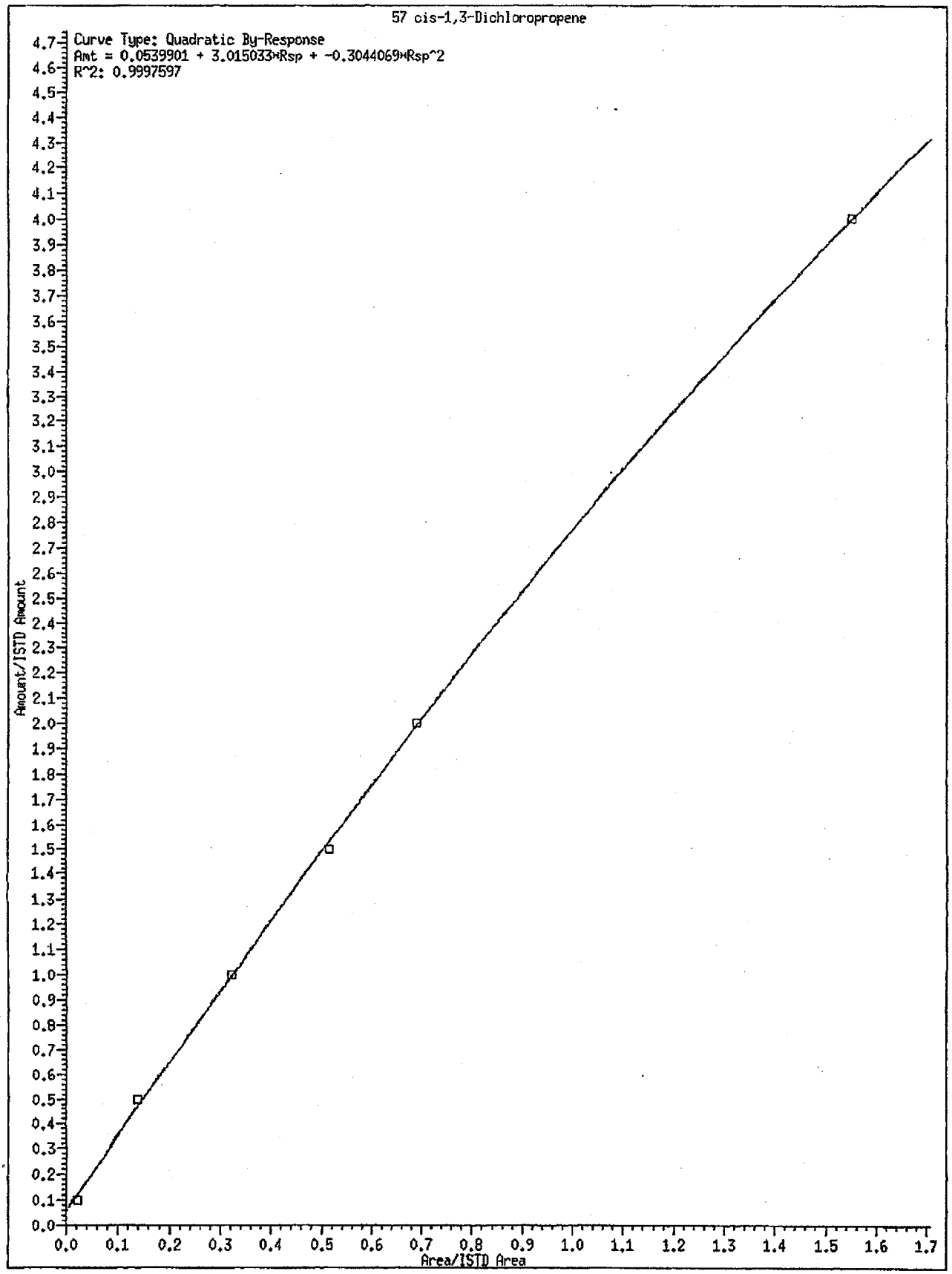
57 cis-1,3-Dichloropropene
Curve Type: Quadratic By-Response
Amt = 0.0539901 + 3.015033*Rsp + -0.3044069*Rsp^2
R^2: 0.9997597
Amount/ISTD Amount
Area/ISTD Area

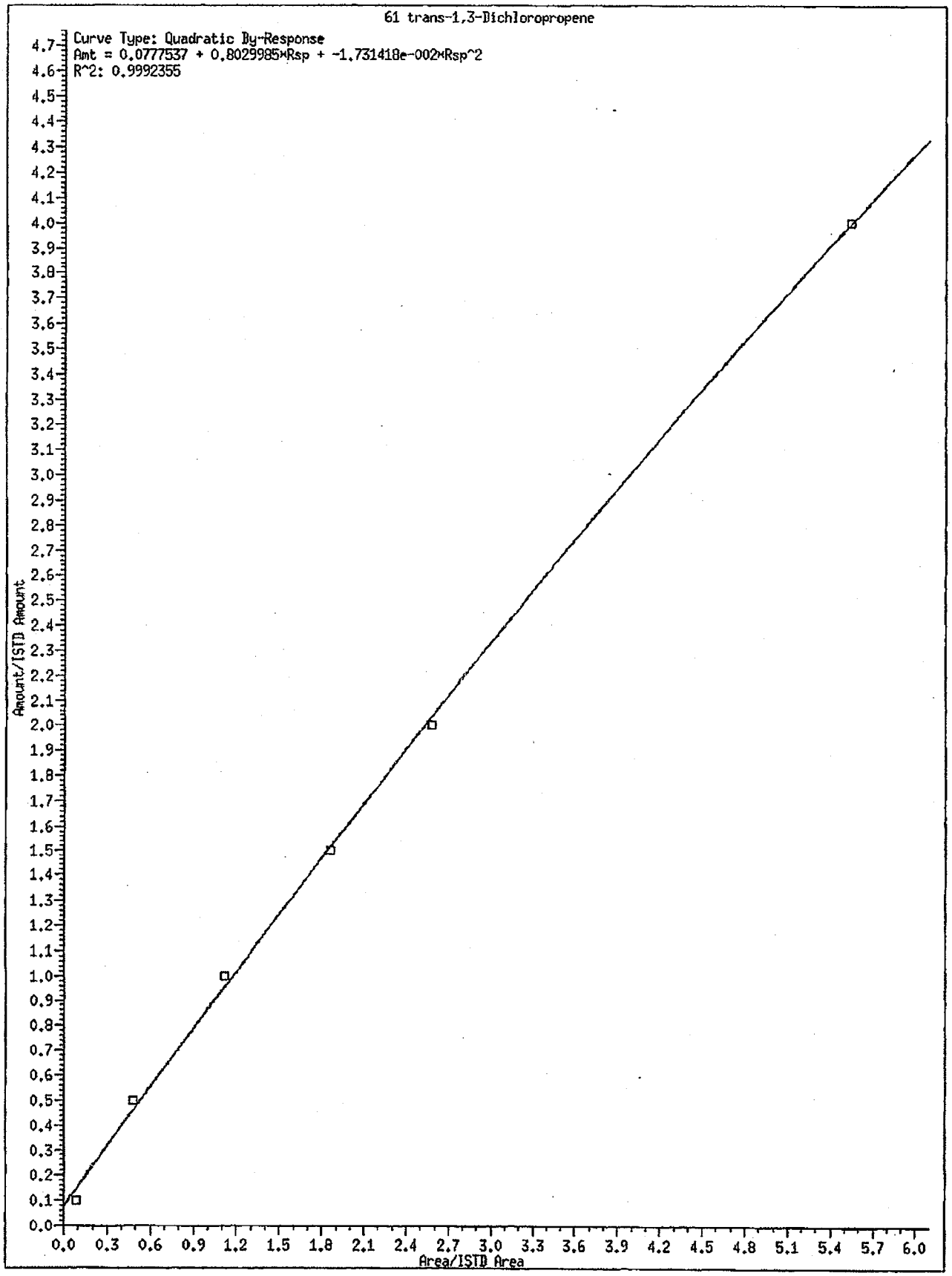
61 trans-1,3-Dichloropropene
Curve Type: Quadratic By-Response
Amt = 0.0777537 + 0.8029985*Rsp + -1.731418e-002*Rsp^2
R^2: 0.9992355
Amount/ISTD Amount
Area/ISTD Area

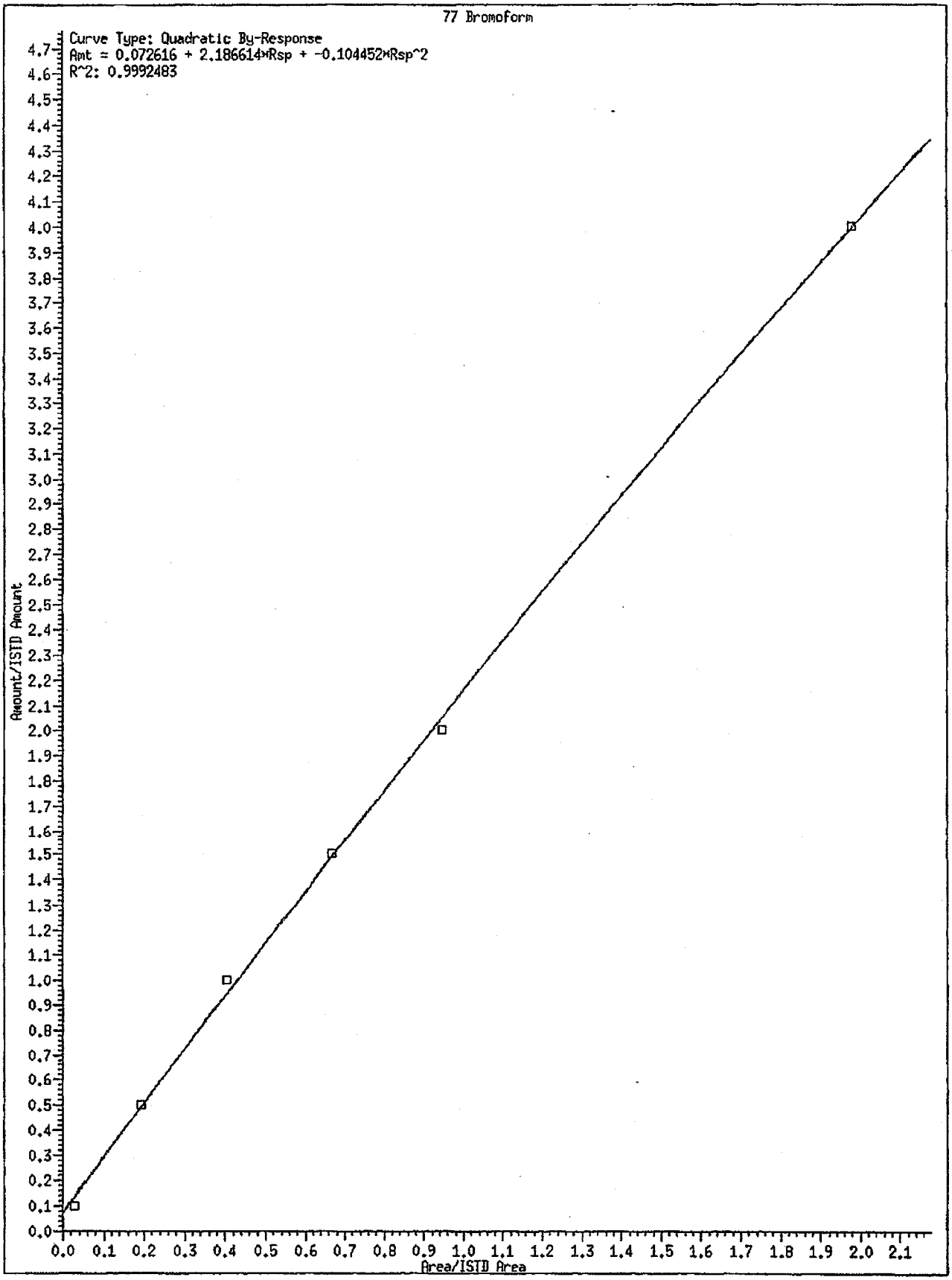
77 Bromoform
Curve Type: Quadratic By-Response
Amt = 0.072616 + 2.186614*Rsp + -0.104452*Rsp^2
R^2: 0.9992483
Amount/ISTD Amount
Area/ISTD Area

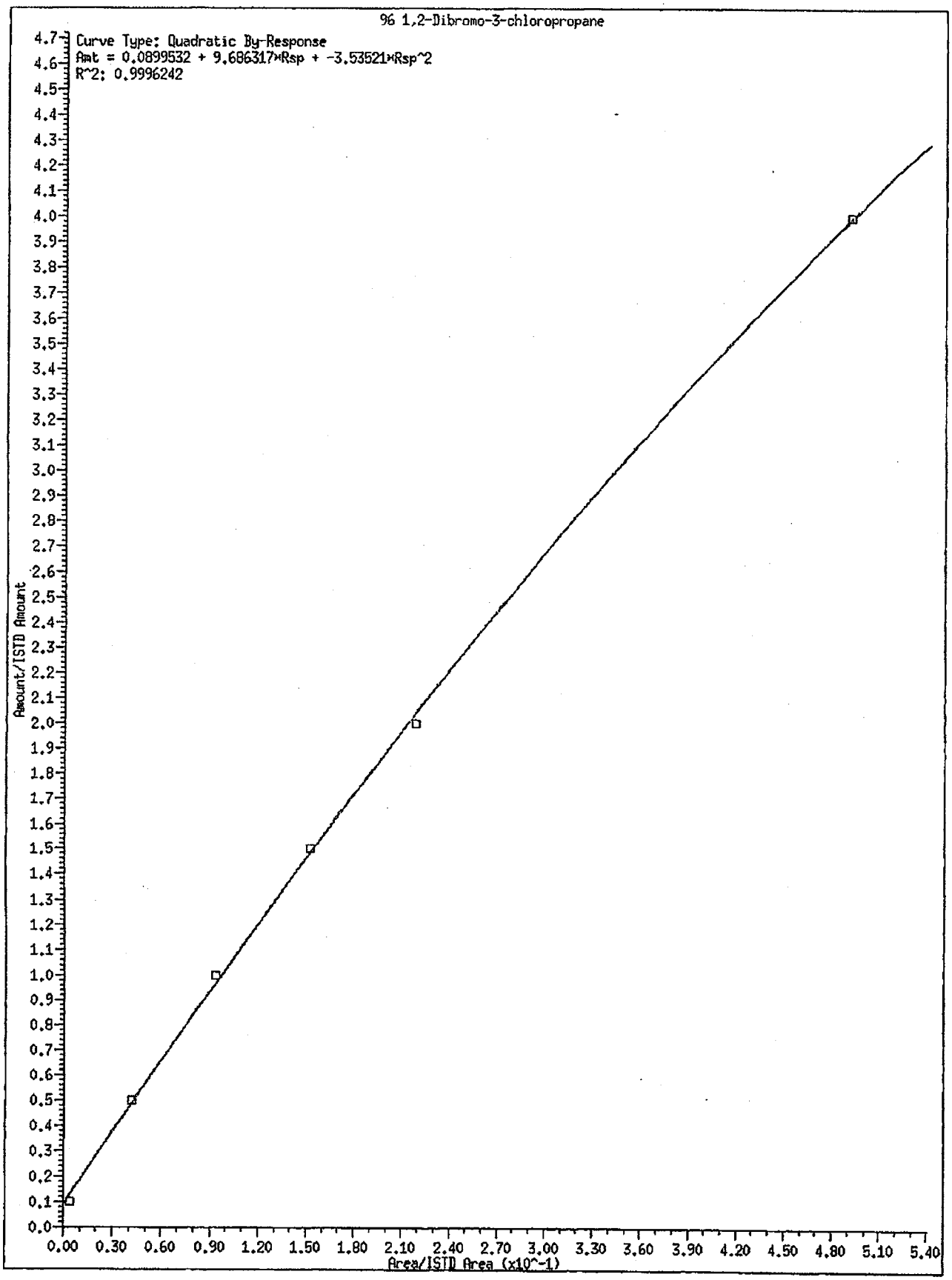
% 1,2-Dibromo-3-chloropropane
Curve Type: Quadratic By-Response
Amt = 0.0899532 + 9.686317*Rsp + -3.53521*Rsp^2
R^2: 0.9996242
Amount/ISTD Amount
Area/ISTD Area (x10^-1)
0.0 0.1 0.2 0.3 0.4 0.5 0.6 0.7 0.8 0.9 1.0 1.1 1.2 1.3 1.4 1.5 1.6 1.7 1.8 1.9 2.0 2.1 2.2 2.3 2.4 2.5 2.6 2.7 2.8 2.9 3.0 3.1 3.2 3.3 3.4 3.5 3.6 3.7 3.8 3.9 4.0 4.1 4.2 4.3 4.4 4.5 4.6 4.7
0.00 0.30 0.60 0.90 1.20 1.50 1.80 2.10 2.40 2.70 3.00 3.30 3.60 3.90 4.20 4.50 4.80 5.10 5.40

5A

VOLATILE ORGANIC INSTRUMENT PERFORMANCE CHECK
BROMOFLUOROBENZENE (BFB)

Lab Name: TA PITTSBURGH Contract:

Lab Code: TA PGH Case No.: SAS No.: SDG No.: C7K020180

Lab File ID: AF61110 BFB Injection Date: 11/10/07

Instrument ID: HP6 BFB Injection Time: 1129

GC Column: DB624 20M ID: 0.20 (mm) Heated Purge: (Y/N) N

m/e	ION ABUNDANCE CRITERIA	% RELATIVE ABUNDANCE
50	15.0 - 40.0% of mass 95	25.0
75	30.0 - 60.0% of mass 95	44.9
95	Base Peak, 100% relative abundance	100.0
96	5.0 - 9.0% of mass 95	6.5
173	Less than 2.0% of mass 174	0.0 (0.0)1
174	50.0 - 100.0% of mass 95	65.2
175	5.0 - 9.0% of mass 174	4.2 (6.4)1
176	95.0 - 101.0% of mass 174	62.6 (96.0)1
177	5.0 - 9.0% of mass 176	4.0 (6.4)2

1-Value is % mass 174 2-Value is % mass 176

THIS CHECK APPLIES TO THE FOLLOWING SAMPLES, MS, MSD, BLANKS, AND STANDARDS:

	EPA SAMPLE NO.	LAB SAMPLE ID	LAB FILE ID	DATE ANALYZED	TIME ANALYZED
01	VSTD10	VSTD10	CC61110	11/10/07	1226
02	INTRA-LAB BL	KA1XM1AA	61110001	11/10/07	1312
03	INTRA-LAB CH	KA1XM1AC	61110003	11/10/07	1424
04	TRIP_BLANK#1	KAEXM1AA	61110007	11/10/07	1620
05	TRIP_BLANK#2	KAEXT1AA	61110008	11/10/07	1644
06					
07					
08					
09					
10					
11					
12					
13					
14					
15					
16					
17					
18					
19					
20					
21					
22					

TestAmerica Pittsburgh

CONTINUING CALIBRATION COMPOUNDS

Instrument ID: hp6.i
Lab File ID: CC61110.D
Analysis Type: WATER
Lab Sample ID: vstd10
Method: \\Pitsvr06\D\chem\hp6.i\6111007.b\8260ee.m

Injection Date: 10-NOV-2007 12:26
Init. Cal. Date(s): 09-NOV-2007 09-NOV-2007
Init. Cal. Times: 11:06 13:39
Quant Type: ISTD

COMPOUND	RRF / AMOUNT	RF50	CCAL RRF50	MIN RRF	%D / %DRIFT	MAX %D / %DRIFT	CURVE TYPE	
$ 39 Dibromofluoromethane	0.22833	0.24559	0.24559	0.010	-7.55801	25.00000	Averaged	
$ 43 1,2-Dichloroethane-d4	0.38035	0.41687	0.41687	0.010	-9.60169	25.00000	Averaged	
$ 59 Toluene-d8	4.16473	3.91990	3.91990	0.010	5.87872	25.00000	Averaged	
$ 80 Bromofluorobenzene	1.09333	1.02557	1.02557	0.010	6.19747	25.00000	Averaged	
2 Chloromethane	0.56210	0.59077	0.59077	0.100	-5.10066	25.00000	Averaged	
3 Vinyl Chloride	0.47309	0.44990	0.44990	0.010	4.90307	20.00000	Averaged	
4 Bromomethane	0.11413	0.11549	0.11549	0.010	-1.19311	25.00000	Averaged	
5 Chloroethane	0.20808	0.20757	0.20757	0.010	0.24512	25.00000	Averaged	
6 Trichlorofluoromethane	0.38938	0.33620	0.33620	0.010	13.65696	25.00000	Averaged	
1 Dichlorodifluoromethane	0.32566	0.25148	0.25148	0.010	22.78029	25.00000	Averaged	
12 1,1-Dichloroethene	0.23957	0.24177	0.24177	0.010	-0.91905	20.00000	Averaged	
13 Acetone	0.09465	0.12997	0.12997	0.010	-37.32369	25.00000	Averaged	<- 2
15 Carbon Disulfide	0.71057	0.68436	0.68436	0.010	3.68870	25.00000	Averaged	
18 Methylene Chloride	0.30348	0.30766	0.30766	0.010	-1.37550	25.00000	Averaged	
19 trans-1,2-Dichloroethene	0.27806	0.27884	0.27884	0.010	-0.28110	25.00000	Averaged	
20 Methyl tert-butyl ether	0.75895	0.79112	0.79112	0.010	-4.23837	25.00000	Averaged	
24 1,1-Dichloroethane	0.68225	0.71689	0.71689	0.100	-5.07832	25.00000	Averaged	
27 2,2-Dichloropropane	0.22685	0.23018	0.23018	0.010	-1.46617	25.00000	Averaged	
28 cis-1,2-dichloroethene	0.29706	0.31203	0.31203	0.010	-5.03995	25.00000	Averaged	
M 29 1,2-Dichloroethene (total)	0.28756	0.29543	0.29543	0.010	-2.73914	25.00000	Averaged	
30 Bromochloromethane	0.13972	0.14449	0.14449	0.010	-3.41316	25.00000	Averaged	
31 2-Butanone	0.13649	0.17489	0.17489	0.010	-28.11428	25.00000	Averaged	<- 2
37 Chloroform	0.49386	0.53380	0.53380	0.010	-8.08693	20.00000	Averaged	
38 1,1,1-Trichloroethane	0.39387	0.39084	0.39084	0.010	0.77041	25.00000	Averaged	
40 1,1-Dichloropropene	0.37981	0.38036	0.38036	0.010	-0.14504	25.00000	Averaged	
41 Carbon Tetrachloride	0.31030	0.31206	0.31206	0.010	-0.56767	25.00000	Averaged	
42 Benzene	1.09030	1.12317	1.12317	0.010	-3.01496	25.00000	Averaged	
45 1,2-Dichloroethane	0.52191	0.57580	0.57580	0.010	-10.32544	25.00000	Averaged	
47 Trichloroethene	0.27998	0.29080	0.29080	0.010	-3.86425	25.00000	Averaged	
49 1,2-Dichloropropane	0.37128	0.38380	0.38380	0.010	-3.37241	20.00000	Averaged	
50 Dibromomethane	0.14690	0.15739	0.15739	0.010	-7.13852	25.00000	Averaged	
53 Bromodichloromethane	0.31753	0.34999	0.34999	0.010	-10.22273	25.00000	Averaged	
57 cis-1,3-Dichloropropene	50.00000	53.64136	0.35031	0.010	-7.28272	0.000e+000	Quadratic	
58 4-Methyl-2-Pentanone	1.20925	1.37756	1.37756	0.010	-13.91873	25.00000	Averaged	
60 Toluene	4.83944	4.69672	4.69672	0.010	2.94921	20.00000	Averaged	
61 trans-1,3-Dichloropropene	50.00000	50.05218	1.17982	0.010	-0.10437	0.000e+000	Quadratic	
63 1,3-Dichloropropane	1.67369	1.66958	1.66958	0.010	0.24553	25.00000	Averaged	
64 1,1,2-Trichloroethane	0.93240	0.95339	0.95339	0.010	-2.25164	25.00000	Averaged	
65 Tetrachloroethene	0.95169	0.91077	0.91077	0.010	4.29981	25.00000	Averaged	
66 2-Hexanone	0.80887	0.89822	0.89822	0.010	-11.04660	25.00000	Averaged	
67 Dibromochloromethane	0.82943	0.90974	0.90974	0.010	-9.68271	25.00000	Averaged	
68 1,2-Dibromoethane	0.97965	1.03763	1.03763	0.010	-5.91784	25.00000	Averaged	

TestAmerica Pittsburgh

CONTINUING CALIBRATION COMPOUNDS

Instrument ID: hp6.i
Lab File ID: CC61110.D
Analysis Type: WATER
Lab Sample ID: vstd10
Method: \\Pitsvr06\D\chem\hp6.i\6111007.b\8260ee.m

Injection Date: 10-NOV-2007 12:26
Init. Cal. Date(s): 09-NOV-2007 09-NOV-2007
Init. Cal. Times: 11:06 13:39
Quant Type: ISTD

COMPOUND	RRF / AMOUNT	RF50	CCAL RRF50	MIN RRF	%D / %DRIFT	MAX %D / %DRIFT	CURVE TYPE
70 Chlorobenzene	3.13820	3.02289	3.02289	0.300	3.67436	25.00000	Averaged
71 1,1,1,2-Tetrachloroethane	0.98220	1.02913	1.02913	0.010	-4.77807	25.00000	Averaged
72 Ethylbenzene	1.89118	1.80777	1.80777	0.010	4.41050	20.00000	Averaged
73 m + p-Xylene	2.32305	2.25450	2.25450	0.010	2.95058	25.00000	Averaged
74 Xylene-o	2.23141	2.21164	2.21164	0.010	0.88622	25.00000	Averaged
M 75 Xylenes (total)	2.29250	2.24022	2.24022	0.010	2.28080	25.00000	Averaged
76 Styrene	3.68197	3.62508	3.62508	0.010	1.54505	25.00000	Averaged
77 Bromoform	50.00000	54.63744	0.47742	0.100	-9.27489	0.000e+000	Quadratic
78 Isopropylbenzene	5.93338	5.74636	5.74636	0.010	3.15205	25.00000	Averaged
79 Bromobenzene	0.85216	0.81753	0.81753	0.010	4.06337	25.00000	Averaged
81 n-Propylbenzene	0.98695	0.97116	0.97116	0.010	1.59942	25.00000	Averaged
82 2-Chlorotoluene	0.84279	0.80936	0.80936	0.010	3.96689	25.00000	Averaged
83 1,1,2,2-Tetrachloroethane	0.74460	0.78822	0.78822	0.300	-5.85886	25.00000	Averaged
84 1,2,3-Trichloropropane	0.28940	0.31606	0.31606	0.010	-9.21301	25.00000	Averaged
85 4-Chlorotoluene	0.88802	0.93177	0.93177	0.010	-4.92680	25.00000	Averaged
86 1,3,5-Trimethylbenzene	3.30860	3.31787	3.31787	0.010	-0.28021	25.00000	Averaged
87 tert-Butylbenzene	2.66762	2.62125	2.62125	0.010	1.73841	25.00000	Averaged
88 1,2,4-Trimethylbenzene	3.28613	3.39763	3.39763	0.010	-3.39308	25.00000	Averaged
89 sec-Butylbenzene	4.18976	4.11473	4.11473	0.010	1.79064	25.00000	Averaged
90 4-Isopropyltoluene	3.38955	3.39469	3.39469	0.010	-0.15166	25.00000	Averaged
91 1,3-Dichlorobenzene	1.70448	1.68963	1.68963	0.010	0.87097	25.00000	Averaged
93 1,4-Dichlorobenzene	1.73441	1.76868	1.76868	0.010	-1.97600	25.00000	Averaged
94 n-Butylbenzene	3.12471	3.02010	3.02010	0.010	3.34774	25.00000	Averaged
95 1,2-Dichlorobenzene	1.60952	1.60535	1.60535	0.010	0.25966	25.00000	Averaged
96 1,2-Dibromo-3-chloropropane	50.00000	61.28514	0.12275	0.010	-22.57028	0.000e+000	Quadratic
97 1,2,4-Trichlorobenzene	1.08765	1.14032	1.14032	0.010	-4.84287	25.00000	Averaged
98 Hexachlorobutadiene	0.57094	0.57020	0.57020	0.010	0.13050	25.00000	Averaged
99 Naphthalene	2.40896	2.67058	2.67058	0.010	-10.86008	25.00000	Averaged
100 1,2,3-Trichlorobenzene	0.98598	1.05807	1.05807	0.010	-7.31167	25.00000	Averaged
101 1,1,2-trichlorotrifluoroeth	0.26725	0.21631	0.21631	0.010	19.06087	25.00000	Averaged
102 Methyl acetate	0.25919	0.30129	0.30129	0.010	-16.24482	25.00000	Averaged
104 Cyclohexane	0.88448	0.74199	0.74199	0.010	16.10955	25.00000	Averaged
105 Methyl Cyclohexane	0.53267	0.43616	0.43616	0.010	18.11730	25.00000	Averaged
157 2-Chlorobenzotrifluoride	1.75315	1.66724	1.66724	0.010	4.90020	25.00000	Averaged
158 3-Chlorobenzotrifluoride	1.76231	1.70661	1.70661	0.010	3.16048	25.00000	Averaged
159 4-Chlorobenzotrifluoride	1.63129	1.61543	1.61543	0.010	0.97166	25.00000	Averaged
160 3-Chlorotoluene	0.85919	0.91815	0.91815	0.010	-6.86261	25.00000	Averaged
161 2,4-Dichlorobenzotrifluorid	0.82243	0.85154	0.85154	0.010	-3.54038	25.00000	Averaged
162 2,5-Dichlorobenzotrifluorid	0.90878	0.92338	0.92338	0.010	-1.60747	25.00000	Averaged
163 3,4-Dichlorobenzotrifluorid	0.85891	0.84578	0.84578	0.010	1.52919	25.00000	Averaged
164 Dichlorotoluene(2,4+2,5+2,6	1.53442	1.61167	1.61167	0.010	-5.03437	25.00000	Averaged
165 Dichlorotoluene(2,3+3,4)	1.62051	1.74521	1.74521	0.010	-7.69488	25.00000	Averaged
166 1,3,5-Trichlorobenzene	1.19165	1.24770	1.24770	0.010	-4.70366	25.00000	Averaged

TestAmerica Pittsburgh

CONTINUING CALIBRATION COMPOUNDS

Instrument ID: hp6.i Injection Date: 10-NOV-2007 12:26
Lab File ID: CC61110.D Init. Cal. Date(s): 09-NOV-2007 09-NOV-2007
Analysis Type: WATER Init. Cal. Times: 11:06 13:39
Lab Sample ID: vstd10 Quant Type: ISTD
Method: \\Pitsvr06\D\chem\hp6.i\6111007.b\8260ee.m

COMPOUND	RRF / AMOUNT	RF50	CCAL RRF50	MIN RRF	%D / %DRIFT	MAX %D / %DRIFT	CURVE TYPE
167 2,3,6-Trichlorotoluene	0.72286	0.76973	0.76973	0.010	-6.48391	25.00000	Averaged
168 2,4,5-Trichlorotoluene	0.81056	0.84993	0.84993	0.010	-4.85761	25.00000	Averaged

8A
VOLATILE INTERNAL STANDARD AREA AND RT SUMMARY

Lab Name: TESTAMERICA PITTSBURGH Contract:

Lab Code: TA Case No.: SAS No.: SDG No.: C7K020180

Lab File ID (Standard): CC31110 Date Analyzed: 11/10/07

Instrument ID: HP3 Time Analyzed: 0925

GC Column: DB 624 ID: 0.18 (mm) Heated Purge: (Y/N) Y

		IS1(CBZ) AREA #	RT #	IS2(DCB) AREA #	RT #	IS3 AREA #	RT #
	12 HOUR STD	71883	10.81	104296	13.13	335782	7.74
	UPPER LIMIT	143766	11.01	208592	13.33	671564	7.94
	LOWER LIMIT	35942	10.61	52148	12.93	167891	7.54
	EPA SAMPLE NO.						
01	INTRA-LAB BL	83328	10.82	120798	13.14	408463	7.75
02	FMC-24	74236	10.81	93292	13.13	388048	7.75
03	INTRA-LAB CH	62286	10.81	97848	13.14	303221	7.74
04	FMC-24	71891	10.81	115127	13.14	342447	7.75
05	FMC-24	66010	10.81	103226	13.13	312726	7.74
06	FMC-9	87780	10.81	113867	13.14	441858	7.75
07	FMC-10	89865	10.81	118749	13.14	448717	7.75
08	FMC-11	88436	10.81	115508	13.14	436495	7.75
09	FMC-12	75569	10.81	100274	13.14	379984	7.75
10	FMC-13	78351	10.81	93443	13.14	406154	7.75
11	FMC-14	84524	10.81	107146	13.14	423499	7.75
12	FMC-15	75123	10.81	101748	13.14	359445	7.75
13	FMC-16	91739	10.81	122620	13.14	441896	7.75
14	FMC-17	81142	10.81	100831	13.14	401665	7.75
15	FMC-18	77558	10.82	92284	13.14	396667	7.75
16	FMC-19	72618	10.81	77561	13.14	394838	7.75
17	FMC-20	71242	10.82	76286	13.14	384153	7.75
18	FMC-21	91725	10.81	123940	13.14	446334	7.75
19	FMC-22	86658	10.82	106817	13.14	438289	7.75
20	FMC-23	85800	10.81	107590	13.14	432072	7.75
21	FMC-3	84753	10.81	108664	13.14	431621	7.75
22	FMC-4	71234	10.81	79156	13.14	397275	7.75

IS1 (CBZ) = Chlorobenzene-d5
IS2 (DCB) = 1,4-Dichlorobenzene-d4
IS3 = Fluorobenzene

AREA UPPER LIMIT = +100% of internal standard area
AREA LOWER LIMIT = - 50% of internal standard area
RT UPPER LIMIT = + 0.20 minutes of internal standard RT
RT LOWER LIMIT = - 0.20 minutes of internal standard RT

Column used to flag values outside QC limits with an asterisk.
* Values outside of QC limits.

8A
VOLATILE INTERNAL STANDARD AREA AND RT SUMMARY

Lab Name: TESTAMERICA PITTSBURGH Contract:

Lab Code: TA Case No.: SAS No.: SDG No.: C7K020180

Lab File ID (Standard): CC31110 Date Analyzed: 11/10/07

Instrument ID: HP3 Time Analyzed: 0925

GC Column: DB 624 ID: 0.18 (mm) Heated Purge: (Y/N) Y

		IS1(CBZ) AREA #	RT #	IS2(DCB) AREA #	RT #	IS3 AREA #	RT #
	12 HOUR STD	71883	10.81	104296	13.13	335782	7.74
	UPPER LIMIT	143766	11.01	208592	13.33	671564	7.94
	LOWER LIMIT	35942	10.61	52148	12.93	167891	7.54
	EPA SAMPLE NO.						
01	FMC-5	62418	10.81	62808	13.14	364717	7.75
02	FMC-6	77603	10.81	90739	13.13	407089	7.75
03							
04							
05							
06							
07							
08							
09							
10							
11							
12							
13							
14							
15							
16							
17							
18							
19							
20							
21							
22							

IS1 (CBZ) = Chlorobenzene-d5
IS2 (DCB) = 1,4-Dichlorobenzene-d4
IS3 = Fluorobenzene

AREA UPPER LIMIT = +100% of internal standard area
AREA LOWER LIMIT = - 50% of internal standard area
RT UPPER LIMIT = + 0.20 minutes of internal standard RT
RT LOWER LIMIT = - 0.20 minutes of internal standard RT

Column used to flag values outside QC limits with an asterisk.
* Values outside of QC limits.

8A

VOLATILE INTERNAL STANDARD AREA AND RT SUMMARY

Lab Name: TA PITTSBURGH Contract:

Lab Code: TA PGH Case No.: SAS No.: SDG No.: C7K020180

Lab File ID (Standard): CC61110 Date Analyzed: 11/10/07

Instrument ID: HP6 Time Analyzed: 1226

GC Column: DB 624 ID: 0.20 (mm) Heated Purge: (Y/N) N

		IS1 AREA #	RT #	IS2(CBZ) AREA #	RT #	IS3(DCB) AREA #	RT #
	12 HOUR STD	479571	7.13	119483	10.24	191760	12.57
	UPPER LIMIT	959142	7.33	238966	10.44	383520	12.77
	LOWER LIMIT	239786	6.93	59742	10.04	95880	12.37
	EPA SAMPLE NO.						
01	INTRA-LAB BL	541647	7.14	117714	10.25	187357	12.57
02	INTRA-LAB CH	462132	7.13	115021	10.24	180069	12.57
03	TRIP_BLANK#1	516392	7.14	144538	10.24	220367	12.57
04	TRIP_BLANK#2	485938	7.14	136358	10.24	220707	12.57
05							
06							
07							
08							
09							
10							
11							
12							
13							
14							
15							
16							
17							
18							
19							
20							
21							
22							

IS1 = Fluorobenzene
IS2 (CBZ) = Chlorobenzene-d5
IS3 (DCB) = 1,4-Dichlorobenzene-d4

AREA UPPER LIMIT = +100% of internal standard area
AREA LOWER LIMIT = - 50% of internal standard area
RT UPPER LIMIT = + 0.20 minutes of internal standard RT
RT LOWER LIMIT = - 0.20 minutes of internal standard RT

Column used to flag values outside QC limits with an asterisk.
* Values outside of QC limits.

8A
VOLATILE INTERNAL STANDARD AREA AND RT SUMMARY

Lab Name: TESTAMERICA PITTSBURGH Contract:

Lab Code: TA Case No.: SAS No.: SDG No.: C7K020180

Lab File ID (Standard): CC31112 Date Analyzed: 11/12/07

Instrument ID: HP3 Time Analyzed: 0529

GC Column: DB 624 ID: 0.18 (mm) Heated Purge: (Y/N) Y

		IS1(CBZ) AREA #	RT #	IS2(DCB) AREA #	RT #	IS3 AREA #	RT #
	12 HOUR STD	81400	10.81	125981	13.13	346890	7.74
	UPPER LIMIT	162800	11.01	251962	13.33	693780	7.94
	LOWER LIMIT	40700	10.61	62991	12.93	173445	7.54
	EPA SAMPLE NO.						
01	INTRA-LAB BL	73025	10.81	117833	13.14	320191	7.75
02	INTRA-LAB CH	78527	10.81	122426	13.14	351423	7.74
03	FMC-7	81899	10.81	97089	13.13	407066	7.74
04	FMC-8	81695	10.81	97774	13.13	398217	7.75
05	FMC-25	69731	10.81	72960	13.13	363716	7.74
06	FMC-26	68704	10.81	76568	13.13	358175	7.75
07							
08							
09							
10							
11							
12							
13							
14							
15							
16							
17							
18							
19							
20							
21							
22							

IS1 (CBZ) = Chlorobenzene-d5
IS2 (DCB) = 1,4-Dichlorobenzene-d4
IS3 = Fluorobenzene

AREA UPPER LIMIT = +100% of internal standard area
AREA LOWER LIMIT = - 50% of internal standard area
RT UPPER LIMIT = + 0.20 minutes of internal standard RT
RT LOWER LIMIT = - 0.20 minutes of internal standard RT

Column used to flag values outside QC limits with an asterisk.
* Values outside of QC limits.

GC/MS SEMIVOLATILE SUMMARY

SW846 8270C METHOD BLANK SUMMARY

BLANK WORKORDER NO.: KAVRF1AA

Lab Name: TestAmerica Laboratories, Inc.

Lab Code: TALPIT

SDG Number:

Lab File ID: S1123015.

Lot Number: C7K020180

Date Analyzed: 11/23/07

Time Analyzed: 13:23

Matrix: SOLID

Date Extracted:11/09/07

GC Column: DB5MS ID: .25

Extraction Method:

Instrument ID: 71

Level:(low/med) LOW

THIS METHOD BLANK APPLIES TO THE FOLLOWING SAMPLES, LCS, LCSD, MS , MSD:

	CLIENT ID.	SAMPLE WORK ORDER #	LAB FILE ID	DATE ANALYZED	TIME ANALYZED
01	FMC-24	KAEM31AU	S1123020.	11/23/07	18:49
02	FMC-9	KAERC1AU	S1123021.	11/23/07	19:07
03	FMC-10	KAERF1AU	S1123022.	11/23/07	19:26
04	FMC-11	KAERJ1AU	S1123023.	11/23/07	19:44
05	FMC-12	KAERM1AU	S1123024.	11/23/07	20:02
06	FMC-13	KAERT1AU	S1123025.	11/23/07	20:20
07	FMC-14	KAER01AU	S1123026.	11/23/07	20:38
08	FMC-15	KAETX1AU	S1123017.	11/23/07	17:55
09	FMC-15	KAETX1A2 S	S1123018.	11/23/07	18:13
10	FMC-15	KAETX1A3 D	S1123019.	11/23/07	18:31
11	FMC-16	KAET31AU	S1123027.	11/23/07	20:57
12	FMC-17	KAET71AU	S1123028.	11/23/07	21:15
13	FMC-18	KAEVC1AU	S1123029.	11/23/07	21:33
14	FMC-19	KAEVF1AU	S1123030.	11/23/07	21:51
15	FMC-20	KAEVN1AU	S1123031.	11/23/07	22:10
16	FMC-21	KAEV01AU	S1123032.	11/23/07	22:28
17	FMC-22	KAEV31AU	S1123033.	11/23/07	22:46
18	FMC-23	KAEV91AU	S1123034.	11/23/07	23:04
19	FMC-3	KAEWD1AU	S1123035.	11/23/07	23:22
20	FMC-4	KAEWN1AU	S1123036.	11/23/07	23:40
21	FMC-5	KAEWQ1AU	S1123037.	11/23/07	23:59
22	FMC-6	KAEWX1AU	S1127002.	11/27/07	16:51
23	CHECK SAMPLE	KAVRF1AC C	S1123016.	11/23/07	13:59
24					
25					
26					
27					
28					
29					
30					

COMMENTS:

FORM IV

METHOD BLANK REPORT

GC/MS Semivolatiles

Client Lot #...: C7K020180 **Work Order #...:** KAVRF1AA **Matrix.....:** SOLID
MB Lot-Sample #: C7K090000-027

Prep Date.....: 11/09/07 **Analysis Time..:** 13:23
Analysis Date..: 11/23/07 **Prep Batch #...:** 7313027 **Final Wgt/Vol..:** 0.5 mL
Dilution Factor: 0.5 **Initial Wgt/Vol:** 30 g **Instrument ID..:** 71
Analyst ID.....: 045183

PARAMETER	RESULT	REPORTING LIMIT	UNITS	METHOD
Acenaphthene	ND	3.4	ug/kg	SW846 8270C
Acenaphthylene	ND	3.4	ug/kg	SW846 8270C
Acetophenone	ND	16	ug/kg	SW846 8270C
Anthracene	ND	3.4	ug/kg	SW846 8270C
Atrazine	ND	16	ug/kg	SW846 8270C
Benzo(a)anthracene	ND	3.4	ug/kg	SW846 8270C
Benzo(a)pyrene	ND	3.4	ug/kg	SW846 8270C
Benzo(b)fluoranthene	ND	3.4	ug/kg	SW846 8270C
Benzo(ghi)perylene	ND	3.4	ug/kg	SW846 8270C
Benzo(k)fluoranthene	ND	3.4	ug/kg	SW846 8270C
Benzaldehyde	ND	16	ug/kg	SW846 8270C
1,1'-Biphenyl	ND	16	ug/kg	SW846 8270C
bis(2-Chloroethoxy) methane	ND	16	ug/kg	SW846 8270C
bis(2-Chloroethyl)-ether	ND	3.4	ug/kg	SW846 8270C
bis(2-Ethylhexyl) phthalate	ND	16	ug/kg	SW846 8270C
4-Bromophenyl phenyl ether	ND	16	ug/kg	SW846 8270C
Butyl benzyl phthalate	ND	16	ug/kg	SW846 8270C
Caprolactam	ND	16	ug/kg	SW846 8270C
Carbazole	ND	3.4	ug/kg	SW846 8270C
4-Chloroaniline	ND	16	ug/kg	SW846 8270C
4-Chloro-3-methylphenol	ND	16	ug/kg	SW846 8270C
2-Chloronaphthalene	ND	3.4	ug/kg	SW846 8270C
2-Chlorophenol	ND	16	ug/kg	SW846 8270C
4-Chlorophenyl phenyl ether	ND	16	ug/kg	SW846 8270C
Chrysene	ND	3.4	ug/kg	SW846 8270C
Dibenz(a,h)anthracene	ND	3.4	ug/kg	SW846 8270C
Dibenzofuran	ND	16	ug/kg	SW846 8270C
3,3'-Dichlorobenzidine	ND	16	ug/kg	SW846 8270C
2,4-Dichlorophenol	ND	3.4	ug/kg	SW846 8270C
Diethyl phthalate	**3.3 J**	**16**	**ug/kg**	**SW846 8270C**
2,4-Dimethylphenol	ND	16	ug/kg	SW846 8270C
Dimethyl phthalate	ND	16	ug/kg	SW846 8270C
Di-n-butyl phthalate	ND	16	ug/kg	SW846 8270C
4,6-Dinitro-2-methylphenol	ND	85	ug/kg	SW846 8270C

(Continued on next page)

METHOD BLANK REPORT

GC/MS Semivolatiles

Client Lot #...: C7K020180 **Work Order #...:** KAVRF1AA **Matrix.....:** SOLID

PARAMETER	RESULT	REPORTING LIMIT	UNITS	METHOD
2,4-Dinitrophenol	ND	85	ug/kg	SW846 8270C
2,4-Dinitrotoluene	ND	16	ug/kg	SW846 8270C
2,6-Dinitrotoluene	ND	16	ug/kg	SW846 8270C
Di-n-octyl phthalate	ND	16	ug/kg	SW846 8270C
Fluoranthene	ND	3.4	ug/kg	SW846 8270C
Fluorene	ND	3.4	ug/kg	SW846 8270C
Hexachlorobenzene	ND	3.4	ug/kg	SW846 8270C
Hexachlorobutadiene	ND	3.4	ug/kg	SW846 8270C
Hexachlorocyclopenta-diene	ND	16	ug/kg	SW846 8270C
Hexachloroethane	ND	16	ug/kg	SW846 8270C
Indeno(1,2,3-cd)pyrene	ND	3.4	ug/kg	SW846 8270C
Isophorone	ND	16	ug/kg	SW846 8270C
2-Methylnaphthalene	ND	3.4	ug/kg	SW846 8270C
2-Methylphenol	ND	16	ug/kg	SW846 8270C
4-Methylphenol	ND	16	ug/kg	SW846 8270C
Naphthalene	ND	3.4	ug/kg	SW846 8270C
2-Nitroaniline	ND	85	ug/kg	SW846 8270C
3-Nitroaniline	ND	85	ug/kg	SW846 8270C
4-Nitroaniline	ND	85	ug/kg	SW846 8270C
Nitrobenzene	ND	3.4	ug/kg	SW846 8270C
2-Nitrophenol	ND	16	ug/kg	SW846 8270C
4-Nitrophenol	ND	85	ug/kg	SW846 8270C
N-Nitrosodi-n-propyl-amine	ND	3.4	ug/kg	SW846 8270C
N-Nitrosodiphenylamine	ND	3.4	ug/kg	SW846 8270C
2,2'-oxybis(1-Chloropropa	ND	3.4	ug/kg	SW846 8270C
Pentachlorophenol	ND	16	ug/kg	SW846 8270C
Phenanthrene	ND	3.4	ug/kg	SW846 8270C
Phenol	ND	3.4	ug/kg	SW846 8270C
Pyrene	ND	3.4	ug/kg	SW846 8270C
2,4,5-Trichloro-phenol	ND	16	ug/kg	SW846 8270C
2,4,6-Trichloro-phenol	ND	16	ug/kg	SW846 8270C

SURROGATE	PERCENT RECOVERY	RECOVERY LIMITS
Nitrobenzene-d5	60	(27 - 110)
Terphenyl-d14	76	(21 - 130)
2-Fluorobiphenyl	58	(28 - 108)
2-Fluorophenol	61	(28 - 107)
Phenol-d5	68	(30 - 112)
2,4,6-Tribromophenol	59	(21 - 116)

(Continued on next page)

METHOD BLANK REPORT

GC/MS Semivolatiles

Client Lot #...: C7K020180 **Work Order #...:** KAVRF1AA **Matrix.....:** SOLID

NOTE(S):

Calculations are performed before rounding to avoid round-off errors in calculated results.

J Estimated result. Result is less than RL.

SW846 8270C CHECK SAMPLE RECOVERY

Lab Name: TestAmerica Laboratories, Inc. Client: Tetra Tech NUS, Inc

Lab Code: TALPIT SDG No:

Lot #: C7K090000 WO #: KAVRF1AC

BATCH: 7313027

COMPOUND	SPIKE ADDED (ug/kg)	SAMPLE CONCENT. (ug/kg)	% REC	QC LIMITS REC	QUAL
Phenol	333	243	73	44 - 100	
2-Chlorophenol	333	247	74	45 - 99	
N-Nitrosodi-n-propylamine	333	247	74	39 - 111	
4-Chloro-3-methylphenol	333	277	83	37 - 114	
Acenaphthene	333	237	71	34 - 107	
4-Nitrophenol	333	277	83	24 - 132	
2,4-Dinitrotoluene	333	278	83	42 - 118	
Pentachlorophenol	333	233	70	18 - 117	
Pyrene	333	274	82	28 - 116	
bis(2-Chloroethyl) ether	333	228	68	46 - 95	
2-Methylphenol	333	249	75	40 - 110	
4-Methylphenol	667	508	76	40 - 113	
Hexachloroethane	333	240	72	40 - 102	
Nitrobenzene	333	249	75	27 - 127	
Isophorone	333	259	78	36 - 121	
2-Nitrophenol	333	248	74	49 - 110	
2,4-Dimethylphenol	333	240	72	33 - 109	
bis(2-Chloroethoxy)methan	333	238	71	40 - 102	
2,4-Dichlorophenol	333	268	80	39 - 111	
Naphthalene	333	237	71	38 - 103	
4-Chloroaniline	333	227	68	26 - 96	
Hexachlorobutadiene	333	253	76	38 - 112	
2-Methylnaphthalene	333	245	73	33 - 110	
Hexachlorocyclopentadiene	333	300	90	29 - 133	
2,4,6-Trichlorophenol	333	259	78	37 - 116	
2,4,5-Trichlorophenol	333	241	72	36 - 113	
2-Chloronaphthalene	333	236	71	34 - 105	
2-Nitroaniline	333	246	74	34 - 119	
Dimethyl phthalate	333	251	75	35 - 111	
Acenaphthylene	333	261	78	32 - 122	
2,6-Dinitrotoluene	333	272	82	39 - 124	

(Continued on next page)

SW846 8270C CHECK SAMPLE RECOVERY

Lab Name: TestAmerica Laboratories, Inc. Client: Tetra Tech NUS, Inc

Lab Code: TALPIT SDG No:

Lot #: C7K090000 WO #: KAVRF1AC

BATCH: 7313027

COMPOUND	SPIKE ADDED (ug/kg)	SAMPLE CONCENT. (ug/kg)	% REC	QC LIMITS REC	QUAL
3-Nitroaniline	333	225	68	32 - 106	
2,4-Dinitrophenol	333	329	99	19 - 140	
Dibenzofuran	333	236	71	33 - 105	
Diethyl phthalate	333	260	78	32 - 112	
4-Chlorophenyl phenyl eth	333	234	70	35 - 110	
Fluorene	333	240	72	33 - 111	
4-Nitroaniline	333	260	78	34 - 113	
4,6-Dinitro-2-methylpheno	333	289	87	38 - 129	
N-Nitrosodiphenylamine	333	238	71	37 - 99	
4-Bromophenyl phenyl ethe	333	246	74	37 - 105	
Hexachlorobenzene	333	247	74	35 - 102	
Phenanthrene	333	235	70	35 - 95	
Anthracene	333	258	77	32 - 106	
Carbazole	333	268	80	35 - 105	
Di-n-butyl phthalate	333	285	85	37 - 108	
Fluoranthene	333	265	79	35 - 103	
Butyl benzyl phthalate	333	253	76	35 - 110	
3,3'-Dichlorobenzidine	333	164	49	21 - 88	
Benzo(a)anthracene	333	259	78	34 - 108	
Chrysene	333	254	76	35 - 103	
bis(2-Ethylhexyl) phthala	333	257	77	34 - 115	
Di-n-octyl phthalate	333	288	86	24 - 141	
Benzo(b)fluoranthene	333	283	85	24 - 113	
Benzo(k)fluoranthene	333	265	80	28 - 120	
Benzo(a)pyrene	333	289	87	32 - 122	
Indeno(1,2,3-cd)pyrene	333	276	83	18 - 140	
Dibenz(a,h)anthracene	333	277	83	22 - 135	
Benzo(ghi)perylene	333	270	81	21 - 131	
2,2'-oxybis(1-Chloropropa	333	227	68	28 - 114	

NOTES(S):

* Values outside of QC limits

Spike Recovery: 0 out of 60 outside limits

COMMENTS:

FORM III

SW846 8270C MATRIX SPIKE/MATRIX SPIKE DUPLICATE RECOVERY

Lab Name: TestAmerica Laboratories, Inc. Client: Tetra Tech NUS, Inc

Lab Code: TALPIT SDG No:

Matrix Spike ID: FMC-15 Level: (low/med) LOW

Lot #: C7K020180 WO #: KAETX1A2

BATCH: 7313027

COMPOUND	SPIKE ADDED (ug/kg)	SAMPLE CONCENT. (ug/kg)	MS CONCENT. (ug/kg)	MS % REC	LIMITS REC	QUAL
Phenol	632	ND	469	74	44 - 100	
2-Chlorophenol	632	ND	486	77	45 - 99	
N-Nitrosodi-n-propylamine	632	ND	519	82	39 - 111	
4-Chloro-3-methylphenol	632	ND	615	97	37 - 114	
Acenaphthene	632	ND	496	78	34 - 107	
4-Nitrophenol	632	ND	586	93	24 - 132	
2,4-Dinitrotoluene	632	ND	637	101	42 - 118	
Pentachlorophenol	632	ND	360	57	18 - 117	
Pyrene	632	13	624	97	28 - 116	
bis(2-Chloroethyl) ether	632	ND	447	71	46 - 95	
2-Methylphenol	632	ND	498	79	40 - 110	
4-Methylphenol	1260	ND	1050	83	40 - 113	
Hexachloroethane	632	ND	333	53	40 - 102	
Nitrobenzene	632	ND	490	78	27 - 127	
Isophorone	632	ND	543	86	36 - 121	
2-Nitrophenol	632	ND	534	84	49 - 110	
2,4-Dimethylphenol	632	ND	525	83	33 - 109	
bis(2-Chloroethoxy)methan	632	ND	491	78	40 - 102	
2,4-Dichlorophenol	632	ND	556	88	39 - 111	
Naphthalene	632	2.0	466	73	38 - 103	
4-Chloroaniline	632	ND	288	46	26 - 96	
Hexachlorobutadiene	632	ND	484	77	38 - 112	
2-Methylnaphthalene	632	1.8	498	78	33 - 110	
Hexachlorocyclopentadiene	632	ND	29.7	4*	29 - 133	a
2,4,6-Trichlorophenol	632	ND	587	93	37 - 116	
2,4,5-Trichlorophenol	632	ND	519	82	36 - 113	
2-Chloronaphthalene	632	ND	494	78	34 - 105	
2-Nitroaniline	632	ND	545	86	34 - 119	

(Continued on next page)

SW846 8270C MATRIX SPIKE/MATRIX SPIKE DUPLICATE RECOVERY

Lab Name: TestAmerica Laboratories, Inc. Client: Tetra Tech NUS, Inc

Lab Code: TALPIT SDG No:

Matrix Spike ID: FMC-15 Level: (low/med) LOW

Lot #: C7K020180 WO #: KAETX1A2

BATCH: 7313027

COMPOUND	SPIKE ADDED (ug/kg)	SAMPLE CONCENT. (ug/kg)	MS CONCENT. (ug/kg)	MS % REC	LIMITS REC	QUAL
Dimethyl phthalate	632	ND	565	89	35 - 111	
Acenaphthylene	632	3.9	560	88	32 - 122	
2,6-Dinitrotoluene	632	ND	602	95	39 - 124	
3-Nitroaniline	632	ND	421	67	32 - 106	
2,4-Dinitrophenol	632	ND	713	113	19 - 140	
Dibenzofuran	632	ND	509	80	33 - 105	
Diethyl phthalate	632	6.4	588	92	32 - 112	
4-Chlorophenyl phenyl eth	632	ND	507	80	35 - 110	
Fluorene	632	2.3	518	82	33 - 111	
4-Nitroaniline	632	ND	532	84	34 - 113	
4,6-Dinitro-2-methylpheno	632	ND	618	98	38 - 129	
N-Nitrosodiphenylamine	632	ND	520	82	37 - 99	
4-Bromophenyl phenyl ethe	632	ND	520	82	37 - 105	
Hexachlorobenzene	632	ND	493	78	35 - 102	
Phenanthrene	632	7.7	527	82	35 - 95	
Anthracene	632	4.4	509	80	32 - 106	
Carbazole	632	ND	555	88	35 - 105	
Di-n-butyl phthalate	632	5.7	620	97	37 - 108	
Fluoranthene	632	15	581	89	35 - 103	
Butyl benzyl phthalate	632	15	562	86	35 - 110	
3,3'-Dichlorobenzidine	632	ND	278	44	21 - 88	
Benzo(a)anthracene	632	7.6	579	90	34 - 108	
Chrysene	632	7.8	565	88	35 - 103	
bis(2-Ethylhexyl) phthala	632	20	574	88	34 - 115	
Di-n-octyl phthalate	632	ND	551	87	24 - 141	
Benzo(b)fluoranthene	632	12	619	96	24 - 113	
Benzo(k)fluoranthene	632	4.1	485	76	28 - 120	
Benzo(a)pyrene	632	8.6	591	92	32 - 122	

(Continued on next page)

SW846 8270C MATRIX SPIKE/MATRIX SPIKE DUPLICATE RECOVERY

Lab Name: TestAmerica Laboratories, Inc. Client: Tetra Tech NUS, Inc

Lab Code: TALPIT SDG No:

Matrix Spike ID: FMC-15 Level: (low/med) LOW

Lot #: C7K020180 WO #: KAETX1A2
BATCH: 7313027

COMPOUND	SPIKE ADDED (ug/kg)	SAMPLE CONCENT. (ug/kg)	MS CONCENT. (ug/kg)	MS % REC	LIMITS REC	QUAL
Indeno(1,2,3-cd)pyrene	632	6.9	601	94	18 - 140	
Dibenz(a,h)anthracene	632	ND	576	91	22 - 135	
Benzo(ghi)perylene	632	8.4	604	94	21 - 131	
2,2'-oxybis(1-Chloropropa	632	ND	436	69	28 - 114	

NOTES(S):

Results and reporting limits have been adjusted for dry weight.

a Spiked analyte recovery is outside stated control limits.

Column to be used to flag recovery and RPD values with an asterisk
* Values outside of QC limits

RPD: 0 out of 0 outside limits
Spike Recovery: 1 out of 60 outside limits

COMMENTS:

FORM III

SW846 8270C MATRIX SPIKE/MATRIX SPIKE DUPLICATE RECOVERY

Lab Name: TestAmerica Laboratories, Inc. Client: Tetra Tech NUS, Inc

Lab Code: TALPIT SDG No:

Matrix Spike ID: FMC-15 Level: (low/med) LOW

Lot #: C7K020180 WO #: KAETX1A3

BATCH: 7313027

COMPOUND	SPIKE ADDED (ug/kg)	MSD CONCENT. (ug/kg)	MSD % REC	% RPD		QC LIMITS RPD	QC LIMITS REC	QUAL
Phenol	632	363	57	26		40	44 - 100	
2-Chlorophenol	632	370	58	27		40	45 - 99	
N-Nitrosodi-n-propylamine	632	393	62	28		32	39 - 111	
4-Chloro-3-methylphenol	632	505	80	20		31	37 - 114	
Acenaphthene	632	415	65	18		36	34 - 107	
4-Nitrophenol	632	496	78	17		37	24 - 132	
2,4-Dinitrotoluene	632	534	85	17		33	42 - 118	
Pentachlorophenol	632	263	42	31		37	18 - 117	
Pyrene	632	529	82	16		28	28 - 116	
bis(2-Chloroethyl) ether	632	337	53	28		33	46 - 95	
2-Methylphenol	632	396	63	23		37	40 - 110	
4-Methylphenol	1260	842	67	22		42	40 - 113	
Hexachloroethane	632	239	38*	33		37	40 - 102	a
Nitrobenzene	632	386	61	24		36	27 - 127	
Isophorone	632	441	70	21		33	36 - 121	
2-Nitrophenol	632	429	68	22		30	49 - 110	
2,4-Dimethylphenol	632	431	68	20		42	33 - 109	
bis(2-Chloroethoxy)methan	632	384	61	25		35	40 - 102	
2,4-Dichlorophenol	632	458	73	19		27	39 - 111	
Naphthalene	632	376	59	21		25	38 - 103	
4-Chloroaniline	632	248	39	15		28	26 - 96	
Hexachlorobutadiene	632	382	61	23		25	38 - 112	
2-Methylnaphthalene	632	409	64	20		34	33 - 110	
Hexachlorocyclopentadiene	632	10.5	1*	95	*	33	29 - 133	a p
2,4,6-Trichlorophenol	632	478	76	20		47	37 - 116	
2,4,5-Trichlorophenol	632	431	68	19		35	36 - 113	
2-Chloronaphthalene	632	392	62	23		44	34 - 105	
2-Nitroaniline	632	459	73	17		34	34 - 119	

(Continued on next page)

SW846 8270C MATRIX SPIKE/MATRIX SPIKE DUPLICATE RECOVERY

Lab Name: TestAmerica Laboratories, Inc. Client: Tetra Tech NUS, Inc

Lab Code: TALPIT SDG No:

Matrix Spike ID: FMC-15 Level: (low/med) LOW

Lot #: C7K020180 WO #: KAETX1A3

BATCH: 7313027

COMPOUND	SPIKE ADDED	MSD CONCENT.	MSD % REC	% RPD	QC LIMITS RPD	QC LIMITS REC	QUAL
Dimethyl phthalate	632	464	73	20	41	35 - 111	
Acenaphthylene	632	464	73	19	40	32 - 122	
2,6-Dinitrotoluene	632	505	80	17	30	39 - 124	
3-Nitroaniline	632	375	59	12	27	32 - 106	
2,4-Dinitrophenol	632	577	91	21	43	19 - 140	
Dibenzofuran	632	417	66	20	37	33 - 105	
Diethyl phthalate	632	491	77	18	38	32 - 112	
4-Chlorophenyl phenyl eth	632	433	69	16	44	35 - 110	
Fluorene	632	439	69	16	47	33 - 111	
4-Nitroaniline	632	453	72	16	31	34 - 113	
4,6-Dinitro-2-methylpheno	632	509	81	19	35	38 - 129	
N-Nitrosodiphenylamine	632	442	70	16	40	37 - 99	
4-Bromophenyl phenyl ethe	632	440	70	17	20	37 - 105	
Hexachlorobenzene	632	427	68	14	29	35 - 102	
Phenanthrene	632	446	69	17	20	35 - 95	
Anthracene	632	438	69	15	35	32 - 106	
Carbazole	632	468	74	17	38	35 - 105	
Di-n-butyl phthalate	632	517	81	18	34	37 - 108	
Fluoranthene	632	469	72	21	23	35 - 103	
Butyl benzyl phthalate	632	498	76	12	34	35 - 110	
3,3'-Dichlorobenzidine	632	288	46	3.5	30	21 - 88	
Benzo(a)anthracene	632	517	81	11	32	34 - 108	
Chrysene	632	495	77	13	31	35 - 103	
bis(2-Ethylhexyl) phthala	632	500	76	14	31	34 - 115	
Di-n-octyl phthalate	632	474	75	15	43	24 - 141	
Benzo(b)fluoranthene	632	475	73	26	28	24 - 113	
Benzo(k)fluoranthene	632	476	75	1.7	47	28 - 120	
Benzo(a)pyrene	632	513	80	14	31	32 - 122	

(Continued on next page)

SW846 8270C MATRIX SPIKE/MATRIX SPIKE DUPLICATE RECOVERY

Lab Name: TestAmerica Laboratories, Inc. Client: Tetra Tech NUS, Inc

Lab Code: TALPIT SDG No:

Matrix Spike ID: FMC-15 Level:(low/med) LOW

Lot #: C7K020180 WO #: KAETX1A3
BATCH: 7313027

COMPOUND	SPIKE ADDED	MSD CONCENT.	MSD % REC	% RPD	QC LIMITS RPD	QC LIMITS REC	QUAL
Indeno(1,2,3-cd)pyrene	632	542	85	10	37	18- 140	
Dibenz(a,h)anthracene	632	523	83	9.6	40	22- 135	
Benzo(ghi)perylene	632	557	87	8.1	21	21- 131	
2,2'-oxybis(1-Chloropropa	632	332	53	27	31	28- 114	

NOTES(S):

Results and reporting limits have been adjusted for dry weight.

a Spiked analyte recovery is outside stated control limits.

p Relative percent difference (RPD) is outside stated control limits.

Column to be used to flag recovery and RPD values with an asterisk
* Values outside of QC limits

RPD: 1 out of 60 outside limits
Spike Recovery: 2 out of 60 outside limits

COMMENTS:

FORM III

SW846 8270C METHOD BLANK SUMMARY

BLANK WORKORDER NO.: KA0081AA

Lab Name: TestAmerica Laboratories, Inc.

Lab Code: TALPIT

SDG Number:

Lab File ID: F1127014.

Lot Number: C7K020180

Date Analyzed: 11/27/07

Time Analyzed: 15:14

Matrix: SOLID

Date Extracted:11/10/07

GC Column: HP5MS ID: .25

Extraction Method:

Instrument ID: 722

Level:(low/med) LOW

THIS METHOD BLANK APPLIES TO THE FOLLOWING SAMPLES, LCS, LCSD, MS , MSD:

	CLIENT ID.	SAMPLE WORK ORDER #	LAB FILE ID	DATE ANALYZED	TIME ANALYZED
01	INTRA-LAB QC	KAAVV1A5	F1128007.	11/28/07	12:44
02	LAB MS/MSD	KAAVV1A6 S	F1128008.	11/28/07	13:12
03	LAB MS/MSD	KAAVV1A7 D	F1128009.	11/28/07	13:41
04	FMC-7	KAEW11AU	F1128010.	11/28/07	14:09
05	FMC-8	KAEW51AU	F1128011.	11/28/07	14:38
06	FMC-25	KAEW91AU	F1128012.	11/28/07	15:06
07	FMC-26	KAEXG1AU	F1128013.	11/28/07	15:35
08	CHECK SAMPLE	KA0081AC C	F1127015.	11/27/07	15:42
09					
10					
11					
12					
13					
14					
15					
16					
17					
18					
19					
20					
21					
22					
23					
24					
25					
26					
27					
28					
29					
30					

COMMENTS:

FORM IV

METHOD BLANK REPORT

GC/MS Semivolatiles

Client Lot #...: C7K020180
MB Lot-Sample #: C7K100000-010

Work Order #...: KA0081AA

Matrix.....: SOLID

Analysis Date..: 11/27/07
Dilution Factor: 0.5

Prep Date.....: 11/10/07
Prep Batch #...: 7314010
Initial Wgt/Vol: 30 g
Analyst ID.....: 007062

Analysis Time..: 15:14
Final Wgt/Vol..: 0.5 mL
Instrument ID..: 722

PARAMETER	RESULT	REPORTING LIMIT	UNITS	METHOD
Acenaphthene	ND	3.4	ug/kg	SW846 8270C
Acenaphthylene	ND	3.4	ug/kg	SW846 8270C
Acetophenone	ND	16	ug/kg	SW846 8270C
Anthracene	ND	3.4	ug/kg	SW846 8270C
Atrazine	ND	16	ug/kg	SW846 8270C
Benzo(a)anthracene	ND	3.4	ug/kg	SW846 8270C
Benzo(a)pyrene	ND	3.4	ug/kg	SW846 8270C
Benzo(b)fluoranthene	ND	3.4	ug/kg	SW846 8270C
Benzo(ghi)perylene	ND	3.4	ug/kg	SW846 8270C
Benzo(k)fluoranthene	ND	3.4	ug/kg	SW846 8270C
Benzaldehyde	ND	16	ug/kg	SW846 8270C
1,1'-Biphenyl	ND	16	ug/kg	SW846 8270C
bis(2-Chloroethoxy) methane	ND	16	ug/kg	SW846 8270C
bis(2-Chloroethyl)-ether	ND	3.4	ug/kg	SW846 8270C
bis(2-Ethylhexyl) phthalate	ND	16	ug/kg	SW846 8270C
4-Bromophenyl phenyl ether	ND	16	ug/kg	SW846 8270C
Butyl benzyl phthalate	ND	16	ug/kg	SW846 8270C
Caprolactam	ND	16	ug/kg	SW846 8270C
Carbazole	ND	3.4	ug/kg	SW846 8270C
4-Chloroaniline	ND	16	ug/kg	SW846 8270C
4-Chloro-3-methylphenol	ND	16	ug/kg	SW846 8270C
2-Chloronaphthalene	ND	3.4	ug/kg	SW846 8270C
2-Chlorophenol	ND	16	ug/kg	SW846 8270C
4-Chlorophenyl phenyl ether	ND	16	ug/kg	SW846 8270C
Chrysene	ND	3.4	ug/kg	SW846 8270C
Dibenz(a,h)anthracene	ND	3.4	ug/kg	SW846 8270C
Dibenzofuran	ND	16	ug/kg	SW846 8270C
3,3'-Dichlorobenzidine	ND	16	ug/kg	SW846 8270C
2,4-Dichlorophenol	ND	3.4	ug/kg	SW846 8270C
Diethyl phthalate	ND	16	ug/kg	SW846 8270C
2,4-Dimethylphenol	ND	16	ug/kg	SW846 8270C
Dimethyl phthalate	ND	16	ug/kg	SW846 8270C
Di-n-butyl phthalate	ND	16	ug/kg	SW846 8270C
4,6-Dinitro-2-methylphenol	ND	85	ug/kg	SW846 8270C

(Continued on next page)

METHOD BLANK REPORT

GC/MS Semivolatiles

Client Lot #...: C7K020180 **Work Order #...:** KA0081AA **Matrix.....:** SOLID

PARAMETER	RESULT	REPORTING LIMIT	UNITS	METHOD
2,4-Dinitrophenol	ND	85	ug/kg	SW846 8270C
2,4-Dinitrotoluene	ND	16	ug/kg	SW846 8270C
2,6-Dinitrotoluene	ND	16	ug/kg	SW846 8270C
Di-n-octyl phthalate	ND	16	ug/kg	SW846 8270C
Fluoranthene	ND	3.4	ug/kg	SW846 8270C
Fluorene	ND	3.4	ug/kg	SW846 8270C
Hexachlorobenzene	ND	3.4	ug/kg	SW846 8270C
Hexachlorobutadiene	ND	3.4	ug/kg	SW846 8270C
Hexachlorocyclopenta-diene	ND	16	ug/kg	SW846 8270C
Hexachloroethane	ND	16	ug/kg	SW846 8270C
Indeno(1,2,3-cd)pyrene	ND	3.4	ug/kg	SW846 8270C
Isophorone	ND	16	ug/kg	SW846 8270C
2-Methylnaphthalene	ND	3.4	ug/kg	SW846 8270C
2-Methylphenol	ND	16	ug/kg	SW846 8270C
4-Methylphenol	ND	16	ug/kg	SW846 8270C
Naphthalene	ND	3.4	ug/kg	SW846 8270C
2-Nitroaniline	ND	85	ug/kg	SW846 8270C
3-Nitroaniline	ND	85	ug/kg	SW846 8270C
4-Nitroaniline	ND	85	ug/kg	SW846 8270C
Nitrobenzene	ND	3.4	ug/kg	SW846 8270C
2-Nitrophenol	ND	16	ug/kg	SW846 8270C
4-Nitrophenol	ND	85	ug/kg	SW846 8270C
N-Nitrosodi-n-propyl-amine	ND	3.4	ug/kg	SW846 8270C
N-Nitrosodiphenylamine	ND	3.4	ug/kg	SW846 8270C
2,2'-oxybis(1-Chloropropa	ND	3.4	ug/kg	SW846 8270C
Pentachlorophenol	ND	16	ug/kg	SW846 8270C
Phenanthrene	ND	3.4	ug/kg	SW846 8270C
Phenol	ND	3.4	ug/kg	SW846 8270C
Pyrene	ND	3.4	ug/kg	SW846 8270C
2,4,5-Trichloro-phenol	ND	16	ug/kg	SW846 8270C
2,4,6-Trichloro-phenol	ND	16	ug/kg	SW846 8270C

SURROGATE	PERCENT RECOVERY	RECOVERY LIMITS
Nitrobenzene-d5	61	(27 - 110)
Terphenyl-d14	115	(21 - 130)
2-Fluorobiphenyl	59	(28 - 108)
2-Fluorophenol	59	(28 - 107)
Phenol-d5	62	(30 - 112)
2,4,6-Tribromophenol	68	(21 - 116)

(Continued on next page)

METHOD BLANK REPORT

GC/MS Semivolatiles

Client Lot #...: C7K020180 Work Order #...: KA0081AA Matrix.....: SOLID

NOTE(S):

Calculations are performed before rounding to avoid round-off errors in calculated results.

SW846 8270C CHECK SAMPLE RECOVERY

Lab Name: TestAmerica Laboratories, Inc. Client: Tetra Tech NUS, Inc

Lab Code: TALPIT SDG No:

Lot #: C7K100000 WO #: KA0081AC

BATCH: 7314010

COMPOUND	SPIKE ADDED (ug/kg)	SAMPLE CONCENT. (ug/kg)	% REC	QC LIMITS REC	QUAL
Phenol	333	217	65	44 - 100	
2-Chlorophenol	333	224	67	45 - 99	
N-Nitrosodi-n-propylamine	333	226	68	39 - 111	
4-Chloro-3-methylphenol	333	227	68	37 - 114	
Acenaphthene	333	223	67	34 - 107	
4-Nitrophenol	333	189	57	24 - 132	
2,4-Dinitrotoluene	333	248	74	42 - 118	
Pentachlorophenol	333	230	69	18 - 117	
Pyrene	333	289	87	28 - 116	
bis(2-Chloroethyl) ether	333	215	65	46 - 95	
2-Methylphenol	333	222	67	40 - 110	
4-Methylphenol	667	428	64	40 - 113	
Hexachloroethane	333	224	67	40 - 102	
Nitrobenzene	333	235	70	27 - 127	
Isophorone	333	253	76	36 - 121	
2-Nitrophenol	333	250	75	49 - 110	
2,4-Dimethylphenol	333	223	67	33 - 109	
bis(2-Chloroethoxy)methan	333	225	68	40 - 102	
2,4-Dichlorophenol	333	242	73	39 - 111	
Naphthalene	333	227	68	38 - 103	
4-Chloroaniline	333	208	62	26 - 96	
Hexachlorobutadiene	333	247	74	38 - 112	
2-Methylnaphthalene	333	228	68	33 - 110	
Hexachlorocyclopentadiene	333	362	109	29 - 133	
2,4,6-Trichlorophenol	333	242	73	37 - 116	
2,4,5-Trichlorophenol	333	234	70	36 - 113	
2-Chloronaphthalene	333	226	68	34 - 105	
2-Nitroaniline	333	247	74	34 - 119	
Dimethyl phthalate	333	235	71	35 - 111	
Acenaphthylene	333	254	76	32 - 122	
2,6-Dinitrotoluene	333	262	79	39 - 124	

(Continued on next page)

SW846 8270C CHECK SAMPLE RECOVERY

Lab Name: TestAmerica Laboratories, Inc. Client: Tetra Tech NUS, Inc

Lab Code: TALPIT SDG No:

Lot #: C7K100000 WO #: KA0081AC

BATCH: 7314010

COMPOUND	SPIKE ADDED (ug/kg)	SAMPLE CONCENT. (ug/kg)	% REC	QC LIMITS REC	QUAL
3-Nitroaniline	333	226	68	32- 106	
2,4-Dinitrophenol	333	158	47	19- 140	
Dibenzofuran	333	224	67	33- 105	
Diethyl phthalate	333	232	70	32- 112	
4-Chlorophenyl phenyl eth	333	234	70	35- 110	
Fluorene	333	229	69	33- 111	
4-Nitroaniline	333	217	65	34- 113	
4,6-Dinitro-2-methylpheno	333	245	74	38- 129	
N-Nitrosodiphenylamine	333	231	69	37- 99	
4-Bromophenyl phenyl ethe	333	251	75	37- 105	
Hexachlorobenzene	333	251	75	35- 102	
Phenanthrene	333	220	66	35- 95	
Anthracene	333	229	69	32- 106	
Carbazole	333	211	63	35- 105	
Di-n-butyl phthalate	333	244	73	37- 108	
Fluoranthene	333	205	61	35- 103	
Butyl benzyl phthalate	333	293	88	35- 110	
3,3'-Dichlorobenzidine	333	220	66	21- 88	
Benzo(a)anthracene	333	228	68	34- 108	
Chrysene	333	227	68	35- 103	
bis(2-Ethylhexyl) phthala	333	283	85	34- 115	
Di-n-octyl phthalate	333	280	84	24- 141	
Benzo(b)fluoranthene	333	205	62	24- 113	
Benzo(k)fluoranthene	333	216	65	28- 120	
Benzo(a)pyrene	333	227	68	32- 122	
Indeno(1,2,3-cd)pyrene	333	295	89	18- 140	
Dibenz(a,h)anthracene	333	295	89	22- 135	
Benzo(ghi)perylene	333	288	86	21- 131	
2,2'-oxybis(1-Chloropropa	333	207	62	28- 114	

NOTES (S) :

* Values outside of QC limits

Spike Recovery: 0 out of 60 outside limits

COMMENTS:

FORM III

SW846 8270C MATRIX SPIKE/MATRIX SPIKE DUPLICATE RECOVERY

Lab Name: TestAmerica Laboratories, Inc. Client: Tetra Tech NUS, Inc

Lab Code: TALPIT SDG No:

Matrix Spike ID: LAB MS/MSD Level:(low/med) LOW

Lot #: C7K010186 WO #: KAAVV1A6
BATCH: 7314010

COMPOUND	SPIKE ADDED (ug/kg)	SAMPLE CONCENT. (ug/kg)	MS CONCENT. (ug/kg)	MS % REC	LIMITS REC	QUAL
Phenol	634	ND	403	64	44 - 100	
2-Chlorophenol	634	ND	419	66	45 - 99	
N-Nitrosodi-n-propylamine	634	ND	414	65	39 - 111	
4-Chloro-3-methylphenol	634	ND	483	76	37 - 114	
Acenaphthene	634	ND	472	75	34 - 107	
4-Nitrophenol	634	ND	325	51	24 - 132	
2,4-Dinitrotoluene	634	ND	490	77	42 - 118	
Pentachlorophenol	634	ND	286	45	18 - 117	
Pyrene	634	ND	730	115	28 - 116	
bis(2-Chloroethyl) ether	634	ND	369	58	46 - 95	
2-Methylphenol	634	ND	427	67	40 - 110	
4-Methylphenol	1270	ND	862	68	40 - 113	
Hexachloroethane	634	ND	257	40	40 - 102	
Nitrobenzene	634	ND	406	64	27 - 127	
Isophorone	634	ND	469	74	36 - 121	
2-Nitrophenol	634	ND	423	67	49 - 110	
2,4-Dimethylphenol	634	ND	478	75	33 - 109	
bis(2-Chloroethoxy)methan	634	ND	419	66	40 - 102	
2,4-Dichlorophenol	634	ND	479	76	39 - 111	
Naphthalene	634	ND	390	62	38 - 103	
4-Chloroaniline	634	ND	184	29	26 - 96	
Hexachlorobutadiene	634	ND	408	64	38 - 112	
2-Methylnaphthalene	634	ND	421	66	33 - 110	
Hexachlorocyclopentadiene	634	ND		0*	29 - 133	
2,4,6-Trichlorophenol	634	ND	474	75	37 - 116	
2,4,5-Trichlorophenol	634	ND	502	79	36 - 113	
2-Chloronaphthalene	634	ND	471	74	34 - 105	
2-Nitroaniline	634	ND	563	89	34 - 119	

(Continued on next page)

SW846 8270C MATRIX SPIKE/MATRIX SPIKE DUPLICATE RECOVERY

Lab Name: TestAmerica Laboratories, Inc. Client: Tetra Tech NUS, Inc

Lab Code: TALPIT SDG No:

Matrix Spike ID: LAB MS/MSD Level: (low/med) LOW

Lot #: C7K010186 WO #: KAAVV1A6
BATCH: 7314010

COMPOUND	SPIKE ADDED (ug/kg)	SAMPLE CONCENT. (ug/kg)	MS CONCENT. (ug/kg)	MS % REC	LIMITS REC	QUAL
Dimethyl phthalate	634	ND	521	82	35 - 111	
Acenaphthylene	634	ND	536	85	32 - 122	
2,6-Dinitrotoluene	634	ND	559	88	39 - 124	
3-Nitroaniline	634	ND	329	52	32 - 106	
2,4-Dinitrophenol	634	ND		19	19 - 140	
Dibenzofuran	634	ND	479	76	33 - 105	
Diethyl phthalate	634	ND	515	81	32 - 112	
4-Chlorophenyl phenyl eth	634	ND	488	77	35 - 110	
Fluorene	634	ND	479	76	33 - 111	
4-Nitroaniline	634	ND	409	65	34 - 113	
4,6-Dinitro-2-methylpheno	634	ND	379	60	38 - 129	
N-Nitrosodiphenylamine	634	ND	562	89	37 - 99	
4-Bromophenyl phenyl ethe	634	ND	608	96	37 - 105	
Hexachlorobenzene	634	ND	596	94	35 - 102	
Phenanthrene	634	ND	525	83	35 - 95	
Anthracene	634	ND	519	82	32 - 106	
Carbazole	634	ND	458	72	35 - 105	
Di-n-butyl phthalate	634	ND	565	89	37 - 108	
Fluoranthene	634	ND	441	70	35 - 103	
Butyl benzyl phthalate	634	ND	724	114*	35 - 110	a
3,3'-Dichlorobenzidine	634	ND	367	58	21 - 88	
Benzo(a)anthracene	634	ND	546	86	34 - 108	
Chrysene	634	ND	549	87	35 - 103	
bis(2-Ethylhexyl) phthala	634	ND	703	111	34 - 115	
Di-n-octyl phthalate	634	ND	636	100	24 - 141	
Benzo(b)fluoranthene	634	ND	481	76	24 - 113	
Benzo(k)fluoranthene	634	ND	507	80	28 - 120	
Benzo(a)pyrene	634	ND	550	87	32 - 122	

(Continued on next page)

SW846 8270C MATRIX SPIKE/MATRIX SPIKE DUPLICATE RECOVERY

Lab Name: TestAmerica Laboratories, Inc. Client: Tetra Tech NUS, Inc

Lab Code: TALPIT SDG No:

Matrix Spike ID: LAB MS/MSD Level: (low/med) LOW

Lot #: C7K010186 WO #: KAAVV1A6
BATCH: 7314010

COMPOUND	SPIKE ADDED (ug/kg)	SAMPLE CONCENT. (ug/kg)	MS CONCENT. (ug/kg)	MS % REC	LIMITS REC	QUAL
Indeno(1,2,3-cd)pyrene	634	ND	735	116	18- 140	
Dibenz(a,h)anthracene	634	ND	660	104	22- 135	
Benzo(ghi)perylene	634	ND	623	98	21- 131	
2,2'-oxybis(1-Chloropropa	634	ND	366	58	28- 114	

NOTES(S):

Results and reporting limits have been adjusted for dry weight.

a Spiked analyte recovery is outside stated control limits.

Column to be used to flag recovery and RPD values with an asterisk
* Values outside of QC limits

RPD: 0 out of 0 outside limits
Spike Recovery: 2 out of 60 outside limits

COMMENTS:

FORM III

SW846 8270C MATRIX SPIKE/MATRIX SPIKE DUPLICATE RECOVERY

Lab Name: TestAmerica Laboratories, Inc. Client: Tetra Tech NUS, Inc

Lab Code: TALPIT SDG No:

Matrix Spike ID: LAB MS/MSD Level: (low/med) LOW

Lot #: C7K010186 WO #: KAAVV1A7

BATCH: 7314010

COMPOUND	SPIKE ADDED (ug/kg)	MSD CONCENT. (ug/kg)	MSD % REC	% RPD	QC LIMITS RPD	QC LIMITS REC	QUAL
Phenol	634	371	59	8.2	40	44 - 100	
2-Chlorophenol	634	379	60	9.9	40	45 - 99	
N-Nitrosodi-n-propylamine	634	377	59	9.4	32	39 - 111	
4-Chloro-3-methylphenol	634	444	70	8.2	31	37 - 114	
Acenaphthene	634	436	69	8.0	36	34 - 107	
4-Nitrophenol	634	322	51	0.96	37	24 - 132	
2,4-Dinitrotoluene	634	472	74	3.9	33	42 - 118	
Pentachlorophenol	634	269	42	6.2	37	18 - 117	
Pyrene	634	653	103	11	28	28 - 116	
bis(2-Chloroethyl) ether	634	342	54	7.5	33	46 - 95	
2-Methylphenol	634	389	61	9.2	37	40 - 110	
4-Methylphenol	1270	791	62	8.6	42	40 - 113	
Hexachloroethane	634	227	36*	12	37	40 - 102	a
Nitrobenzene	634	374	59	8.4	36	27 - 127	
Isophorone	634	439	69	6.7	33	36 - 121	
2-Nitrophenol	634	414	65	2.1	30	49 - 110	
2,4-Dimethylphenol	634	430	68	11	42	33 - 109	
bis(2-Chloroethoxy)methan	634	380	60	9.6	35	40 - 102	
2,4-Dichlorophenol	634	432	68	10	27	39 - 111	
Naphthalene	634	371	58	5.2	25	38 - 103	
4-Chloroaniline	634	188	30	2.0	28	26 - 96	
Hexachlorobutadiene	634	375	59	8.3	25	38 - 112	
2-Methylnaphthalene	634	388	61	8.1	34	33 - 110	
Hexachlorocyclopentadiene	634		0*	0.0	33	29 - 133	
2,4,6-Trichlorophenol	634	465	73	2.0	47	37 - 116	
2,4,5-Trichlorophenol	634	452	71	10	35	36 - 113	
2-Chloronaphthalene	634	430	68	9.0	44	34 - 105	
2-Nitroaniline	634	526	83	6.9	34	34 - 119	

(Continued on next page)

SW846 8270C MATRIX SPIKE/MATRIX SPIKE DUPLICATE RECOVERY

Lab Name: TestAmerica Laboratories, Inc. Client: Tetra Tech NUS, Inc

Lab Code: TALPIT SDG No:

Matrix Spike ID: LAB MS/MSD Level: (low/med) LOW

Lot #: C7K010186 WO #: KAAVV1A7
BATCH: 7314010

COMPOUND	SPIKE ADDED	MSD CONCENT.	MSD % REC	% RPD	QC LIMITS RPD	QC LIMITS REC	QUAL
Dimethyl phthalate	634	486	77	7.0	41	35 - 111	
Acenaphthylene	634	499	79	7.1	40	32 - 122	
2,6-Dinitrotoluene	634	521	82	7.0	30	39 - 124	
3-Nitroaniline	634	328	52	0.31	27	32 - 106	
2,4-Dinitrophenol	634		20	5.6	43	19 - 140	
Dibenzofuran	634	453	71	5.7	37	33 - 105	
Diethyl phthalate	634	497	78	3.6	38	32 - 112	
4-Chlorophenyl phenyl eth	634	459	72	6.1	44	35 - 110	
Fluorene	634	453	71	5.5	47	33 - 111	
4-Nitroaniline	634	406	64	0.68	31	34 - 113	
4,6-Dinitro-2-methylpheno	634	344	54	9.6	35	38 - 129	
N-Nitrosodiphenylamine	634	523	83	7.1	40	37 - 99	
4-Bromophenyl phenyl ethe	634	545	86	11	20	37 - 105	
Hexachlorobenzene	634	526	83	12	29	35 - 102	
Phenanthrene	634	494	78	6.1	20	35 - 95	
Anthracene	634	493	78	5.2	35	32 - 106	
Carbazole	634	443	70	3.3	38	35 - 105	
Di-n-butyl phthalate	634	540	85	4.5	34	37 - 108	
Fluoranthene	634	426	67	3.5	23	35 - 103	
Butyl benzyl phthalate	634	665	105	8.5	34	35 - 110	
3,3'-Dichlorobenzidine	634	362	57	1.4	30	21 - 88	
Benzo(a)anthracene	634	515	81	5.9	32	34 - 108	
Chrysene	634	513	81	6.7	31	35 - 103	
bis(2-Ethylhexyl) phthala	634	642	101	9.0	31	34 - 115	
Di-n-octyl phthalate	634	588	93	7.8	43	24 - 141	
Benzo(b)fluoranthene	634	456	72	5.3	28	24 - 113	
Benzo(k)fluoranthene	634	476	75	6.4	47	28 - 120	
Benzo(a)pyrene	634	521	82	5.4	31	32 - 122	

(Continued on next page)

SW846 8270C MATRIX SPIKE/MATRIX SPIKE DUPLICATE RECOVERY

Lab Name: TestAmerica Laboratories, Inc. Client: Tetra Tech NUS, Inc

Lab Code: TALPIT SDG No:

Matrix Spike ID: LAB MS/MSD Level: (low/med) LOW

Lot #: C7K010186 WO #: KAAVV1A7
BATCH: 7314010

COMPOUND	SPIKE ADDED	MSD CONCENT.	MSD % REC	% RPD	QC LIMITS RPD	QC LIMITS REC	QUAL
Indeno(1,2,3-cd)pyrene	634	711	112	3.4	37	18 - 140	
Dibenz(a,h)anthracene	634	612	97	7.5	40	22 - 135	
Benzo(ghi)perylene	634	612	97	1.8	21	21 - 131	
2,2'-oxybis(1-Chloropropa	634	325	51	12	31	28 - 114	

NOTES (S):

Results and reporting limits have been adjusted for dry weight.

a Spiked analyte recovery is outside stated control limits.

Column to be used to flag recovery and RPD values with an asterisk
* Values outside of QC limits

RPD: 0 out of 60 outside limits
Spike Recovery: 2 out of 60 outside limits

COMMENTS:

FORM III

SW846 8270C SURROGATE RECOVERY

Lab Name: TestAmerica Laboratories, Inc. Client: Tetra Tech NUS, Inc

Lab Code: TALPIT SDG No:

Lot #: C7K020180

Extraction: XXA4F4201

	CLIENT ID.	SRG01	SRG02	SRG03	SRG04	SRG05	SRG06	TOT OUT
01	INTRA-LAB QC	73	130	82	78	81	95	00
02	FMC-24	51	55	52	54	58	53	00
03	FMC-9	70	69	66	67	72	67	00
04	FMC-10	74	81	72	75	78	74	00
05	FMC-11	47	65	52	44	51	60	00
06	FMC-12	44	47	45	42	44	44	00
07	FMC-13	69	81	75	70	78	79	00
08	FMC-14	49	56	55	50	52	53	00
09	FMC-15	88	84	79	80	86	78	00
10	FMC-16	74	74	70	72	75	65	00
11	FMC-17	74	80	75	72	78	73	00
12	FMC-18	58	65	60	54	59	60	00
13	FMC-19	66	69	68	61	67	68	00
14	FMC-20	53	59	59	49	55	57	00
15	FMC-21	73	71	66	68	71	64	00
16	FMC-22	78	75	71	75	77	68	00
17	FMC-23	67	73	66	64	67	66	00
18	FMC-3	63	64	63	61	63	64	00
19	FMC-4	76	74	71	74	78	71	00
20	FMC-5	60	62	60	57	62	57	00
21	FMC-6	75	94	80	69	75	77	00
22	FMC-7	57	92	74	61	69	79	00
23	FMC-8	57	92	74	60	68	82	00
24	FMC-25	59	110	87	66	75	104	00
25	FMC-26	60	91	78	63	73	94	00
26	METHOD BLK. KAVRF1AA	60	76	58	61	68	59	00
27	METHOD BLK. KA0081AA	61	115	59	59	62	68	00

\# Column to be used to flag recovery values
* Values outside of required QC Limits
D System monitoring Compound diluted out

FORM II

SW846 8270C SURROGATE RECOVERY

Lab Name: TestAmerica Laboratories, Inc. Client: Tetra Tech NUS, Inc

Lab Code: TALPIT SDG No:

Lot #: C7K020180

Extraction: XXA4F4201

	CLIENT ID.	SRG01	SRG02	SRG03	SRG04	SRG05	SRG06	TOT OUT
01	LCS KAVRF1AC	82	92	74	82	82	77	00
02	LCS KA0081AC	73	98	74	72	75	89	00
03	LAB MS/MSD D	57	109	71	60	66	88	00
04	FMC-15 D	67	86	66	62	66	67	00
05	LAB MS/MSD S	64	119	77	66	74	93	00
06	FMC-15 S	83	96	79	80	83	78	00

SURROGATES		QC LIMITS
SRG01	= Nitrobenzene-d5	(27-110)
SRG02	= Terphenyl-d14	(21-130)
SRG03	= 2-Fluorobiphenyl	(28-108)
SRG04	= 2-Fluorophenol	(28-107)
SRG05	= Phenol-d5	(30-112)
SRG06	= 2,4,6-Tribromophenol	(21-116)

\# Column to be used to flag recovery values
* Values outside of required QC Limits
D System monitoring Compound diluted out

FORM II

FORM 5
SEMIVOLATILE ORGANIC INSTRUMENT PERFORMANCE CHECK
DECAFLUOROTRIPHENYLPHOSPHINE (DFTPP)

Lab Name: TESTAMERICA PITTSBURGH Contract:

Lab Code: TA Case No.: SAS No.: SDG No.: _

Lab File ID: F1123DF1 DFTPP Injection Date: 11/23/07

Instrument ID: 722 DFTPP Injection Time: 0758

m/e	ION ABUNDANCE CRITERIA	% RELATIVE ABUNDANCE
51	30.0 - 60.0% of mass 198	44.1
68	Less than 2.0% of mass 69	0.0 (0.0)1
69	Mass 69 relative abundance	56.6
70	Less than 2.0% of mass 69	0.6 (1.0)1
127	40.0 - 60.0% of mass 198	56.4
197	Less than 1.0% of mass 198	0.0
198	Base Peak, 100% relative abundance	100.0
199	5.0 to 9.0% of mass 198	6.7
275	10.0 - 30.0% of mass 198	27.5
365	Greater than 1.0% of mass 198	4.03
441	Present, but less than mass 443	10.0
442	40.0 - 100.0% of mass 198	59.6
443	17.0 - 23.0% of mass 442	11.7 (19.7)2

1-Value is % mass 69 2-Value is % mass 442

THIS CHECK APPLIES TO THE FOLLOWING SAMPLES, MS, MSD, BLANKS, AND STANDARDS:

	EPA SAMPLE NO.	LAB SAMPLE ID	LAB FILE ID	DATE ANALYZED	TIME ANALYZED
01	SSTD4	SSTD4	F11230C2	11/23/07	0842
02	SSTD.4	SSTD.4	F11230C3	11/23/07	0910
03	SSTD2	SSTD2	F11230C4	11/23/07	0938
04	SSTD10	SSTD10	F11230C5	11/23/07	1007
05	SSTD20	SSTD20	F11230C6	11/23/07	1035
06	SSTD40	SSTD40	F11230C7	11/23/07	1103
07	SSTD80	SSTD80	F11230C8	11/23/07	1132
08					
09					
10					
11					
12					
13					
14					
15					
16					
17					
18					
19					
20					
21					
22					

FORM V SV

Test America Pittsburgh

INITIAL CALIBRATION DATA

Start Cal Date : 23-NOV-2007 08:42
End Cal Date : 23-NOV-2007 11:32
Quant Method : ISTD
Origin : Disabled
Target Version : 4.14
Integrator : HP RTE
Method file : \\PITSVR06\d\chem\722.i\112307.b\LL.m
Last Edit : 26-Nov-2007 05:55 722.i
Curve Type : Average

Calibration File Names:
Level 1: \\PITSVR06\d\chem\722.i\112307.b\F11230C3.D
Level 2: \\PITSVR06\d\chem\722.i\112307.b\F11230C4.D
Level 3: \\PITSVR06\d\chem\722.i\112307.b\F11230C2.D
Level 4: \\PITSVR06\d\chem\722.i\112307.b\F11230C5.D
Level 5: \\PITSVR06\d\chem\722.i\112307.b\F11230C6.D
Level 6: \\PITSVR06\d\chem\722.i\112307.b\F11230C7.D
Level 7: \\PITSVR06\d\chem\722.i\112307.b\F11230C8.D

Compound	0.40000 Level 1 / 80.000 Level 7	2.000 Level 2	4.000 Level 3	10.000 Level 4	20.000 Level 5	40.000 Level 6	RRF	% RSD	
225 n-Decane	+++++ / +++++	+++++	+++++	+++++	+++++	+++++	+++++	+++++	<-
226 n-Octadecane	+++++ / +++++	+++++	+++++	+++++	+++++	+++++	+++++	+++++	<-
224 Pentachloroanisole	+++++ / +++++	+++++	+++++	+++++	+++++	+++++	+++++	+++++	<-
203 3&4 Methylphenol total	+++++ / +++++	+++++	+++++	+++++	+++++	+++++	+++++	+++++	<-
198 1,4-Dioxane	0.32616 / 0.65332	1.04152	0.87080	0.76122	0.76509	0.71274	0.73298	29.905	<-
7 N-Nitrosomorpholine	+++++ / +++++	+++++	+++++	+++++	+++++	+++++	+++++	+++++	<-
8 Ethyl methanesulfonate	+++++ / +++++	+++++	+++++	+++++	+++++	+++++	+++++	+++++	<-
9 Pyridine	2.19661 / 1.60279	1.54432	1.55954	1.71899	1.78327	1.66693	1.72464	13.055	

Test America Pittsburgh

INITIAL CALIBRATION DATA

Start Cal Date : 23-NOV-2007 08:42
End Cal Date : 23-NOV-2007 11:32
Quant Method : ISTD
Origin : Disabled
Target Version : 4.14
Integrator : HP RTE
Method file : \\PITSVR06\d\chem\722.i\112307.b\LL.m
Last Edit : 26-Nov-2007 05:55 722.i
Curve Type : Average

Compound	0.40000 Level 1	2.000 Level 2	4.000 Level 3	10.000 Level 4	20.000 Level 5	40.000 Level 6	RRF	% RSD	
	80.000 Level 7								
199 Thionazin	+++++	+++++	+++++	+++++	+++++	+++++			
	+++++						+++++	+++++	<-
200 Sulfotepp	+++++	+++++	+++++	+++++	+++++	+++++			
	+++++						+++++	+++++	<-
10 N-Nitrosodimethylamine	0.91613	0.92044	0.89558	0.89424	0.95744	0.92259			
	0.86058						0.90957	3.314	
11 Ethyl methacrylate	+++++	+++++	+++++	+++++	+++++	+++++			
	+++++						+++++	+++++	<-
12 3-Chloropropionitrile	+++++	+++++	+++++	+++++	+++++	+++++			
	+++++						+++++	+++++	<-
13 Malononitrile	+++++	+++++	+++++	+++++	+++++	+++++			
	+++++						+++++	+++++	<-
14 2-Picoline	+++++	+++++	+++++	+++++	+++++	+++++			
	+++++						+++++	+++++	<-
15 N-Nitrosomethylethylamine	+++++	+++++	+++++	+++++	+++++	+++++			
	+++++						+++++	+++++	<-
16 Methyl methanesulfonate	1.00631	0.98146	0.87814	0.90945	0.95755	0.89353			
	0.79893						0.91791	7.681	
18 1,3-Dichloro-2-propanol	+++++	+++++	+++++	+++++	+++++	+++++			
	+++++						+++++	+++++	<-
19 N-Nitrosodiethylamine	+++++	+++++	+++++	+++++	+++++	+++++			
	+++++						+++++	+++++	<-

Test America Pittsburgh

INITIAL CALIBRATION DATA

Start Cal Date : 23-NOV-2007 08:42
End Cal Date : 23-NOV-2007 11:32
Quant Method : ISTD
Origin : Disabled
Target Version : 4.14
Integrator : HP RTE
Method file : \\PITSVR06\d\chem\722.i\112307.b\LL.m
Last Edit : 26-Nov-2007 05:55 722.i
Curve Type : Average

Compound	0.40000 Level 1	2.000 Level 2	4.000 Level 3	10.000 Level 4	20.000 Level 5	40.000 Level 6	RRF	% RSD	
	80.000 Level 7								
220 Benzaldehyde	0.68746	0.56603	0.60371	1.01413	1.07926	0.89059			
	0.68686						0.78972	25.850	<-
21 Aniline	1.81683	2.10035	2.04303	1.98191	2.12722	1.97495			
	1.83729						1.98308	6.075	
22 Phenol	1.90802	2.02237	1.86444	1.82202	1.95312	1.84264			
	1.73579						1.87834	4.965	
23 bis(2-Chloroethyl)ether	1.37044	1.39053	1.32878	1.29674	1.37482	1.30534			
	1.24631						1.33042	3.885	
24 2-Chlorophenol	1.45513	1.51611	1.43337	1.43362	1.54400	1.46327			
	1.39917						1.46352	3.446	
25 Pentachloroethane	+++++	+++++	+++++	+++++	+++++	+++++			
	+++++						+++++	+++++	<-
26 1,3-Dichlorobenzene	1.83755	1.69293	1.62012	1.54832	1.68869	1.63045			
	1.53681						1.65069	6.205	
27 1,4-Dichlorobenzene	1.73783	1.74455	1.67411	1.59713	1.70604	1.63794			
	1.55097						1.66408	4.370	
28 1,2-Dichlorobenzene	1.63202	1.65567	1.55896	1.50533	1.61437	1.52683			
	1.45873						1.56456	4.631	
29 Benzyl Alcohol	0.34342	0.41093	0.41709	0.66230	0.84964	0.81364			
	0.80566						0.61467	35.623	<-
30 2-Methylphenol	1.36435	1.18242	1.18286	1.20073	1.36762	1.29505			
	1.30573						1.27125	6.454	

Test America Pittsburgh

INITIAL CALIBRATION DATA

Start Cal Date : 23-NOV-2007 08:42
End Cal Date : 23-NOV-2007 11:32
Quant Method : ISTD
Origin : Disabled
Target Version : 4.14
Integrator : HP RTE
Method file : \\PITSVR06\d\chem\722.i\112307.b\LL.m
Last Edit : 26-Nov-2007 05:55 722.i
Curve Type : Average

Compound	0.40000 Level 1	2.000 Level 2	4.000 Level 3	10.000 Level 4	20.000 Level 5	40.000 Level 6	RRF	% RSD	
	80.000 Level 7								
31 2,2'-oxybis(1-Chloropropane)	1.27865	1.13058	1.08413	1.03865	1.12786	1.07403			
	1.00779						1.10595	7.966	
32 N-Nitroso-di-n-propylamine	0.95025	0.95104	0.97132	0.96538	1.11107	1.07913			
	1.06016						1.01262	6.746	
M 195 Cresols, total	+++++	+++++	+++++	+++++	+++++	+++++			
	+++++						+++++	+++++	<-
192 4-Methylphenol	1.29571	1.34842	1.32765	1.28963	1.45226	1.44627			
	1.47983						1.37711	5.819	
193 3-Methylphenol	+++++	+++++	+++++	+++++	+++++	+++++			
	+++++						+++++	+++++	<-
34 Hexachloroethane	0.60521	0.63284	0.59961	0.60638	0.66555	0.65963			
	0.63234						0.62879	4.228	
35 Nitrobenzene	0.42409	0.41558	0.41783	0.41086	0.44200	0.42498			
	0.40859						0.42056	2.678	
36 N-Nitrosopyrrolidine	+++++	+++++	+++++	+++++	+++++	+++++			
	+++++						+++++	+++++	<-
37 Acetophenone	2.10197	1.99628	1.97328	1.89741	2.12543	2.05837			
	1.90508						2.00826	4.515	
39 o-Toluidine	+++++	+++++	+++++	+++++	+++++	+++++			
	+++++						+++++	+++++	<-
40 N-Nitrosopiperidine	+++++	+++++	+++++	+++++	+++++	+++++			
	+++++						+++++	+++++	<-

Test America Pittsburgh

INITIAL CALIBRATION DATA

Start Cal Date : 23-NOV-2007 08:42
End Cal Date : 23-NOV-2007 11:32
Quant Method : ISTD
Origin : Disabled
Target Version : 4.14
Integrator : HP RTE
Method file : \\PITSVR06\d\chem\722.i\112307.b\LL.m
Last Edit : 26-Nov-2007 05:55 722.i
Curve Type : Average

Compound	0.40000 Level 1	2.000 Level 2	4.000 Level 3	10.000 Level 4	20.000 Level 5	40.000 Level 6	80.000 Level 7	RRF	% RSD	
41 Isophorone	0.63630	0.61632	0.63682	0.64902	0.70145	0.67652	0.64506	0.65164	4.364	
42 2-Nitrophenol	0.17297	0.17767	0.18607	0.19505	0.20887	0.20433	0.21499	0.19428	8.248	
43 2,4-Dimethylphenol	0.39892	0.37660	0.36940	0.36242	0.40664	0.38094	0.36605	0.38014	4.423	
44 bis(2-Chloroethoxy)methane	0.39489	0.40013	0.39235	0.38265	0.40334	0.39057	0.39519	0.39416	1.702	
45 O,O,O-Triethyl phosphorothioa	+++++	+++++	+++++	+++++	+++++	+++++	+++++	+++++	+++++	<-
46 2,4-Toluenediamene	+++++	+++++	+++++	+++++	+++++	+++++	+++++	+++++	+++++	<-
47 1,3,5-Trichlorobenzene	+++++	+++++	+++++	+++++	+++++	+++++	+++++	+++++	+++++	<-
48 2,4-Dichlorophenol	0.26491	0.28474	0.27953	0.28237	0.30459	0.29502	0.30090	0.28744	4.787	
49 Benzoic Acid	+++++	0.15756	0.16076	0.20904	0.24979	0.26477	0.18806	0.20500	21.913	<-
50 1,2,4-Trichlorobenzene	0.38926	0.34360	0.34516	0.34127	0.35546	0.34478	0.34482	0.35205	4.832	
51 Naphthalene	1.19225	1.11001	1.07447	1.04452	1.09509	1.03477	0.91925	1.06719	7.817	

Test America Pittsburgh

INITIAL CALIBRATION DATA

Start Cal Date : 23-NOV-2007 08:42
End Cal Date : 23-NOV-2007 11:32
Quant Method : ISTD
Origin : Disabled
Target Version : 4.14
Integrator : HP RTE
Method file : \\PITSVR06\d\chem\722.i\112307.b\LL.m
Last Edit : 26-Nov-2007 05:55 722.i
Curve Type : Average

Compound	0.40000 Level 1	2.000 Level 2	4.000 Level 3	10.000 Level 4	20.000 Level 5	40.000 Level 6	RRF	% RSD	
	80.000 Level 7								
52 4-Chloroaniline	0.38878	0.42512	0.41125	0.41229	0.46613	0.44010			
	0.44032						0.42628	5.908	
221 Caprolactam	0.07964	0.08777	0.10549	0.11042	0.12238	0.11750			
	0.11560						0.10554	15.170	<-
53 a,a-Dimethyl-phenethylamine	+++++	+++++	+++++	+++++	+++++	+++++			
	+++++						+++++	+++++	<-
54 2,6-Dichlorophenol	0.30081	0.28917	0.29103	0.28350	0.30742	0.29659			
	0.30210						0.29580	2.824	
55 Hexachloropropene	+++++	+++++	+++++	+++++	+++++	+++++			
	+++++						+++++	+++++	<-
56 Hexachlorobutadiene	0.21129	0.21538	0.19992	0.19564	0.20647	0.20158			
	0.20699						0.20532	3.314	
57 1,2,3-Trichlorobenzene	+++++	+++++	+++++	+++++	+++++	+++++			
	+++++						+++++	+++++	<-
58 N-Nitrosodi-n-butylamine	+++++	+++++	+++++	+++++	+++++	+++++			
	+++++						+++++	+++++	<-
59 4-Chloro-3-Methylphenol	0.33972	0.33416	0.31922	0.32676	0.35527	0.33979			
	0.33688						0.33597	3.373	
60 p-Phenylene diamine	+++++	+++++	+++++	+++++	+++++	+++++			
	+++++						+++++	+++++	<-
61 Safrole	+++++	+++++	+++++	+++++	+++++	+++++			
	+++++						+++++	+++++	<-

Test America Pittsburgh

INITIAL CALIBRATION DATA

Start Cal Date : 23-NOV-2007 08:42
End Cal Date : 23-NOV-2007 11:32
Quant Method : ISTD
Origin : Disabled
Target Version : 4.14
Integrator : HP RTE
Method file : \\PITSVR06\d\chem\722.i\112307.b\LL.m
Last Edit : 26-Nov-2007 05:55 722.i
Curve Type : Average

Compound	0.40000 Level 1	2.000 Level 2	4.000 Level 3	10.000 Level 4	20.000 Level 5	40.000 Level 6	RRF	% RSD	
	80.000 Level 7								
62 2-Methylnaphthalene	0.70537	0.70952	0.70047	0.69037	0.74083	0.71012			
	0.69132						0.70686	2.401	
64 Hexachlorocyclopentadiene	+++++	0.06018	0.08785	0.14047	0.20757	0.22934			
	0.28029						0.16762	51.143	<-
65 1,2,4,5-Tetrachlorobenzene	+++++	+++++	+++++	+++++	+++++	+++++			
	+++++						+++++	+++++	<-
66 2,4,6-Trichlorophenol	0.35333	0.33226	0.34168	0.35171	0.38934	0.38159			
	0.38856						0.36264	6.479	
67 2,4,5-Trichlorophenol	0.33249	0.38544	0.36072	0.37524	0.41517	0.40387			
	0.41859						0.38450	8.110	
68 1,2,3,5-Tetrachlorobenzene	+++++	+++++	+++++	+++++	+++++	+++++			
	+++++						+++++	+++++	<-
222 1,1'-Biphenyl	1.60386	1.54587	1.47219	1.43352	1.52738	1.46064			
	1.40216						1.49223	4.702	
69 1,4-Dinitrobenzene	+++++	+++++	+++++	+++++	+++++	+++++			
	+++++						+++++	+++++	<-
70 2-Chloronaphthalene	1.20203	1.20570	1.12746	1.09531	1.16357	1.11883			
	1.09930						1.14460	4.040	
219 1-Chloronaphthalene	+++++	+++++	+++++	+++++	+++++	+++++			
	+++++						+++++	+++++	<-
71 Isosafrole 1	+++++	+++++	+++++	+++++	+++++	+++++			
	+++++						+++++	+++++	<-

Test America Pittsburgh

INITIAL CALIBRATION DATA

Start Cal Date : 23-NOV-2007 08:42
End Cal Date : 23-NOV-2007 11:32
Quant Method : ISTD
Origin : Disabled
Target Version : 4.14
Integrator : HP RTE
Method file : \\PITSVR06\d\chem\722.i\112307.b\LL.m
Last Edit : 26-Nov-2007 05:55 722.i
Curve Type : Average

Compound	0.40000 Level 1	2.000 Level 2	4.000 Level 3	10.000 Level 4	20.000 Level 5	40.000 Level 6	RRF	% RSD	
	80.000 Level 7								
M 188 Isosafrole, total	+++++	+++++	+++++	+++++	+++++	+++++			
	+++++						+++++	+++++	<-
72 Isosafrole 2	+++++	+++++	+++++	+++++	+++++	+++++			
	+++++						+++++	+++++	<-
73 2-Nitroaniline	0.27659	0.30930	0.34293	0.35602	0.39060	0.38154			
	0.37768						0.34781	12.031	
74 1,2,3,4-Tetrachlorobenzene	+++++	+++++	+++++	+++++	+++++	+++++			
	+++++						+++++	+++++	<-
75 1,4-Naphthoquinone	+++++	+++++	+++++	+++++	+++++	+++++			
	+++++						+++++	+++++	<-
76 Dimethylphthalate	1.22720	1.30613	1.29033	1.27332	1.37556	1.30511			
	1.25748						1.29073	3.618	
77 m-Dinitrobenzene	+++++	+++++	+++++	+++++	+++++	+++++			
	+++++						+++++	+++++	<-
78 2,6-Dinitrotoluene	0.15751	0.24470	0.25961	0.27687	0.32306	0.31527			
	0.32158						0.27123	21.794	<-
79 Acenaphthylene	1.61683	1.59601	1.63677	1.60546	1.76657	1.65508			
	1.56852						1.63503	3.937	
80 1,2-Dinitrobenzene	+++++	+++++	+++++	+++++	+++++	+++++			
	+++++						+++++	+++++	<-
81 3-Nitroaniline	0.24394	0.26477	0.30287	0.31699	0.34934	0.33840			
	0.33833						0.30781	13.017	

Test America Pittsburgh

INITIAL CALIBRATION DATA

Start Cal Date : 23-NOV-2007 08:42
End Cal Date : 23-NOV-2007 11:32
Quant Method : ISTD
Origin : Disabled
Target Version : 4.14
Integrator : HP RTE
Method file : \\PITSVR06\d\chem\722.i\112307.b\LL.m
Last Edit : 26-Nov-2007 05:55 722.i
Curve Type : Average

Compound	0.40000 Level 1	2.000 Level 2	4.000 Level 3	10.000 Level 4	20.000 Level 5	40.000 Level 6	RRF	% RSD	
	80.000 Level 7								
82 Acenaphthene	1.31037	1.14390	1.13792	1.09955	1.18260	1.13282			
	1.11465						1.16026	6.127	
83 2,4-Dinitrophenol	+++++	0.07889	0.13257	0.14571	0.18709	0.18029			
	0.21049						0.15584	30.270	
84 Pentachlorobenzene	+++++	+++++	+++++	+++++	+++++	+++++			
	+++++						+++++	+++++	<-
85 4-Nitrophenol	+++++	0.33686	0.35272	0.27186	0.29619	0.28105			
	0.28257						0.30354	10.959	
86 Dibenzofuran	1.75407	1.65610	1.64221	1.57214	1.66996	1.57845			
	1.50810						1.62586	4.931	
87 2,4-Dinitrotoluene	0.28284	0.34642	0.38325	0.38696	0.42955	0.41859			
	0.42463						0.38175	13.754	
88 2,3,4,6-Tetrachlorophenol	0.28543	0.28164	0.30304	0.31319	0.34187	0.32459			
	0.34558						0.31362	8.098	
89 1-Naphthylamine	+++++	+++++	+++++	+++++	+++++	+++++			
	+++++						+++++	+++++	<-
90 Zinophos	+++++	+++++	+++++	+++++	+++++	+++++			
	+++++						+++++	+++++	<-
91 2,3,5,6-Tetrachlorophenol	0.28313	0.29759	0.29585	0.30728	0.33994	0.33501			
	0.35011						0.31556	8.181	
92 2-Naphthylamine	0.68131	0.75163	0.77446	0.82472	0.74428	0.68284			
	0.44472						0.70057	17.631	<-

Test America Pittsburgh

INITIAL CALIBRATION DATA

Start Cal Date : 23-NOV-2007 08:42
End Cal Date : 23-NOV-2007 11:32
Quant Method : ISTD
Origin : Disabled
Target Version : 4.14
Integrator : HP RTE
Method file : \\PITSVR06\d\chem\722.i\112307.b\LL.m
Last Edit : 26-Nov-2007 05:55 722.i
Curve Type : Average

Compound	0.40000 Level 1	2.000 Level 2	4.000 Level 3	10.000 Level 4	20.000 Level 5	40.000 Level 6	80.000 Level 7	RRF	% RSD	
93 Diethylphthalate	1.32237	1.33252	1.34036	1.28722	1.41055	1.33671	1.29300	1.33182	3.047	
94 Fluorene	1.36348	1.30764	1.28551	1.25951	1.37578	1.31641	1.33978	1.32116	3.151	
95 4-Chlorophenyl-phenylether	0.65259	0.66970	0.63875	0.62920	0.69015	0.66637	0.69219	0.66271	3.636	
96 4-Nitroaniline	0.30771	0.31854	0.36353	0.36630	0.39921	0.37161	0.38169	0.35837	9.275	
97 5-Nitro-o-toluidine	+++++	+++++	+++++	+++++	+++++	+++++	+++++	+++++	+++++	<-
98 4,6-Dinitro-2-methylphenol	+++++	0.06842	0.08503	0.10915	0.13120	0.13280	0.14191	0.11142	26.407	<-
99 N-Nitrosodiphenylamine	0.55750	0.50870	0.52275	0.51640	0.55383	0.53082	0.53969	0.53281	3.473	
100 1,2-Diphenylhydrazine	0.63298	0.72169	0.76227	0.77657	0.84248	0.80162	0.76686	0.75778	8.759	
101 Diphenylamine	+++++	+++++	+++++	+++++	+++++	+++++	+++++	+++++	+++++	<-
202 N-Nitroso&Diphenylamine	+++++	+++++	+++++	+++++	+++++	+++++	+++++	+++++	+++++	<-
102 Tetraethyl dithiopyrophosphat	+++++	+++++	+++++	+++++	+++++	+++++	+++++	+++++	+++++	<-

Test America Pittsburgh

INITIAL CALIBRATION DATA

Start Cal Date : 23-NOV-2007 08:42
End Cal Date : 23-NOV-2007 11:32
Quant Method : ISTD
Origin : Disabled
Target Version : 4.14
Integrator : HP RTE
Method file : \\PITSVR06\d\chem\722.i\112307.b\LL.m
Last Edit : 26-Nov-2007 05:55 722.i
Curve Type : Average

Compound	0.40000 Level 1	2.000 Level 2	4.000 Level 3	10.000 Level 4	20.000 Level 5	40.000 Level 6	80.000 Level 7	RRF	% RSD	
103 Diallate 1	+++++	+++++	+++++	+++++	+++++	+++++	+++++	+++++	+++++	<-
M 189 Diallate, total	+++++	+++++	+++++	+++++	+++++	+++++	+++++	+++++	+++++	<-
104 Phorate	+++++	+++++	+++++	+++++	+++++	+++++	+++++	+++++	+++++	<-
105 1,3,5-Trinitrobenzene	+++++	+++++	+++++	+++++	+++++	+++++	+++++	+++++	+++++	<-
106 4-Bromophenyl-phenylether	0.18460	0.20600	0.19167	0.19314	0.21135	0.20677	0.21723	0.20154	5.888	
107 Hexachlorobenzene	0.17672	0.19782	0.19677	0.19094	0.20318	0.20014	0.21216	0.19682	5.590	
108 Phenacetin	+++++	+++++	+++++	+++++	+++++	+++++	+++++	+++++	+++++	<-
223 Atrazine	0.13358	0.16509	0.18336	0.19898	0.21211	0.20034	0.19608	0.18422	14.577	
109 Diallate 2	+++++	+++++	+++++	+++++	+++++	+++++	+++++	+++++	+++++	<-
110 Dimethoate	+++++	+++++	+++++	+++++	+++++	+++++	+++++	+++++	+++++	<-
111 Pentachlorophenol	0.10947	0.12442	0.13681	0.11878	0.13056	0.12779	0.14742	0.12789	9.590	

Test America Pittsburgh

INITIAL CALIBRATION DATA

Start Cal Date : 23-NOV-2007 08:42
End Cal Date : 23-NOV-2007 11:32
Quant Method : ISTD
Origin : Disabled
Target Version : 4.14
Integrator : HP RTE
Method file : \\PITSVR06\d\chem\722.i\112307.b\LL.m
Last Edit : 26-Nov-2007 05:55 722.i
Curve Type : Average

Compound	0.40000 Level 1	2.000 Level 2	4.000 Level 3	10.000 Level 4	20.000 Level 5	40.000 Level 6	RRF	% RSD	
	80.000 Level 7								
112 Pentachloronitrobenzene	+++++	+++++	+++++	+++++	+++++	+++++			
	+++++						+++++	+++++	<-
113 4-Aminobiphenyl	+++++	+++++	+++++	+++++	+++++	+++++			
	+++++						+++++	+++++	<-
114 Pronamide	+++++	+++++	+++++	+++++	+++++	+++++			
	+++++						+++++	+++++	<-
115 Phenanthrene	1.15094	1.11066	1.08289	1.04204	1.08332	1.04401			
	1.02014						1.07629	4.192	
116 Anthracene	1.08026	1.06216	1.04157	1.04933	1.09713	1.05768			
	1.03392						1.06029	2.085	
117 Dinoseb	+++++	+++++	+++++	+++++	+++++	+++++			
	+++++						+++++	+++++	<-
118 Disulfoton	+++++	+++++	+++++	+++++	+++++	+++++			
	+++++						+++++	+++++	<-
119 Carbazole	1.06445	1.06137	1.02508	0.97914	0.99014	0.90385			
	0.83762						0.98024	8.531	
120 Di-n-Butylphthalate	0.93478	1.02916	1.09844	1.12116	1.21613	1.16891			
	1.12182						1.09863	8.430	
121 4-Nitroquinoline 1-oxide	+++++	+++++	+++++	+++++	+++++	+++++			
	+++++						+++++	+++++	<-
122 Methapyrilene	+++++	+++++	+++++	+++++	+++++	+++++			
	+++++						+++++	+++++	<-

Test America Pittsburgh

INITIAL CALIBRATION DATA

Start Cal Date : 23-NOV-2007 08:42
End Cal Date : 23-NOV-2007 11:32
Quant Method : ISTD
Origin : Disabled
Target Version : 4.14
Integrator : HP RTE
Method file : \\PITSVR06\d\chem\722.i\112307.b\LL.m
Last Edit : 26-Nov-2007 05:55 722.i
Curve Type : Average

Compound	0.40000 Level 1	2.000 Level 2	4.000 Level 3	10.000 Level 4	20.000 Level 5	40.000 Level 6	RRF	% RSD	
	80.000 Level 7								
123 Fluoranthene	1.23679	1.19480	1.15853	1.11201	1.13429	1.08493			
	1.06977						1.14159	5.241	
124 Benzidine	0.29182	0.29492	0.32884	0.48514	0.46691	0.43562			
	0.38385						0.38387	21.067	<-
125 Pyrene	1.20946	1.12136	1.13467	1.09145	1.22672	1.12930			
	1.08737						1.14290	4.780	
126 Aramite 1	+++++	+++++	+++++	+++++	+++++	+++++			
	+++++						+++++	+++++	<-
M 191 Aramite, total	+++++	+++++	+++++	+++++	+++++	+++++			
	+++++						+++++	+++++	<-
127 Aramite 2	+++++	+++++	+++++	+++++	+++++	+++++			
	+++++						+++++	+++++	<-
128 p-Dimethylamino azobenzene	+++++	+++++	+++++	+++++	+++++	+++++			
	+++++						+++++	+++++	<-
129 p-Chlorobenzilate	+++++	+++++	+++++	+++++	+++++	+++++			
	+++++						+++++	+++++	<-
130 Famphur	+++++	+++++	+++++	+++++	+++++	+++++			
	+++++						+++++	+++++	<-
131 Butylbenzylphthalate	0.51228	0.49271	0.50126	0.49317	0.57788	0.53746			
	0.53250						0.52104	5.905	
132 3,3'-Dimethylbenzidine	+++++	+++++	+++++	+++++	+++++	+++++			
	+++++						+++++	+++++	<-

Test America Pittsburgh

INITIAL CALIBRATION DATA

Start Cal Date : 23-NOV-2007 08:42
End Cal Date : 23-NOV-2007 11:32
Quant Method : ISTD
Origin : Disabled
Target Version : 4.14
Integrator : HP RTE
Method file : \\PITSVR06\d\chem\722.i\112307.b\LL.m
Last Edit : 26-Nov-2007 05:55 722.i
Curve Type : Average

Compound	0.40000 Level 1	2.000 Level 2	4.000 Level 3	10.000 Level 4	20.000 Level 5	40.000 Level 6	RRF	% RSD	
	80.000 Level 7								
133 3,3'-Dimethoxybenzidine	+++++	+++++	+++++	+++++	+++++	+++++			
	+++++						+++++	+++++	<-
134 2-Acetylaminofluorene	+++++	+++++	+++++	+++++	+++++	+++++			
	+++++						+++++	+++++	<-
135 3,3'-Dichlorobenzidine	0.39625	0.40408	0.40248	0.42669	0.43907	0.40616			
	0.45891						0.41909	5.539	
136 Benzo(a)Anthracene	1.27415	1.24181	1.21341	1.18215	1.27175	1.18669			
	1.18965						1.22280	3.260	
137 Chrysene	1.24911	1.18855	1.13600	1.09064	1.17524	1.10411			
	1.09078						1.14778	5.184	
138 4,4'-Methylene bis(o-chloroan	+++++	+++++	+++++	+++++	+++++	+++++			
	+++++						+++++	+++++	<-
139 bis(2-ethylhexyl)Phthalate	0.68120	0.63786	0.65153	0.65165	0.76337	0.72723			
	0.74053						0.69334	7.209	
140 Di-n-octylphthalate	1.77388	1.57590	1.42437	1.40964	1.55589	1.42300			
	1.43549						1.51402	8.799	
141 Benzo(b)fluoranthene	1.68885	1.53444	1.37727	1.41839	1.57558	1.50022			
	1.61547						1.53003	7.125	
142 Benzo(k)fluoranthene	1.52488	1.50329	1.36170	1.39875	1.45734	1.42448			
	1.47626						1.44953	4.009	
143 7,12-dimethylbenz[a]anthracen	0.82935	0.76012	0.65007	0.65924	0.72130	0.70737			
	0.80594						0.73334	9.390	

Test America Pittsburgh

INITIAL CALIBRATION DATA

Start Cal Date : 23-NOV-2007 08:42
End Cal Date : 23-NOV-2007 11:32
Quant Method : ISTD
Origin : Disabled
Target Version : 4.14
Integrator : HP RTE
Method file : \\PITSVR06\d\chem\722.i\112307.b\LL.m
Last Edit : 26-Nov-2007 05:55 722.i
Curve Type : Average

Compound	0.40000 Level 1	2.000 Level 2	4.000 Level 3	10.000 Level 4	20.000 Level 5	40.000 Level 6	80.000 Level 7	RRF	% RSD	
213 Dinocap 1(1)	+++++	+++++	+++++	+++++	+++++	+++++	+++++	+++++	+++++	<-
(2)	+++++	+++++	+++++	+++++	+++++	+++++	+++++	+++++	+++++	<-
214 Dinocap 2	+++++	+++++	+++++	+++++	+++++	+++++	+++++	+++++	+++++	<-
215 Dinocap 4	+++++	+++++	+++++	+++++	+++++	+++++	+++++	+++++	+++++	<-
M 218 Dinocap, total	+++++	+++++	+++++	+++++	+++++	+++++	+++++	+++++	+++++	<-
216 Dinocap 3	+++++	+++++	+++++	+++++	+++++	+++++	+++++	+++++	+++++	<-
144 Hexachlorophene	+++++	+++++	+++++	+++++	+++++	+++++	+++++	+++++	+++++	<-
145 Hexachlorophene product	+++++	+++++	+++++	+++++	+++++	+++++	+++++	+++++	+++++	<-
146 Benzo(a)pyrene	1.34605	1.32807	1.21437	1.25522	1.36130	1.33238	1.41768	1.32215	5.117	
148 3-Methylcholanthrene	+++++	+++++	+++++	+++++	+++++	+++++	+++++	+++++	+++++	<-
149 Indeno(1,2,3-cd)pyrene	1.13271	1.13237	1.07136	1.14623	1.34089	1.32962	1.67039	1.26051	16.541	<-

Test America Pittsburgh

INITIAL CALIBRATION DATA

Start Cal Date : 23-NOV-2007 08:42
End Cal Date : 23-NOV-2007 11:32
Quant Method : ISTD
Origin : Disabled
Target Version : 4.14
Integrator : HP RTE
Method file : \\PITSVR06\d\chem\722.i\112307.b\LL.m
Last Edit : 26-Nov-2007 05:55 722.i
Curve Type : Average

Compound	0.40000 Level 1	2.000 Level 2	4.000 Level 3	10.000 Level 4	20.000 Level 5	40.000 Level 6	RRF	% RSD	
	80.000 Level 7								
150 Dibenz(a,h)anthracene	1.07530	1.05549	1.05335	1.15530	1.31728	1.35847			
	1.65392						1.23844	17.889	<-
151 Benzo(g,h,i)perylene	1.23782	1.11525	1.18178	1.20750	1.36951	1.38488			
	1.62501						1.30311	13.223	
204 Benzenethiol	+++++	+++++	+++++	+++++	+++++	+++++			
	+++++						+++++	+++++	<-
205 1-Methylnaphthalene	0.74347	0.69067	0.66325	0.64567	0.70314	0.67719			
	0.66260						0.68371	4.759	
206 Kepone	+++++	+++++	+++++	+++++	+++++	+++++			
	+++++						+++++	+++++	<-
207 6-Methylchrysene	+++++	+++++	+++++	+++++	+++++	+++++			
	+++++						+++++	+++++	<-
208 Dibenzo(a,h)acridine	+++++	+++++	+++++	+++++	+++++	+++++			
	+++++						+++++	+++++	<-
209 Dibenz(a,j)acridine	+++++	+++++	+++++	+++++	+++++	+++++			
	+++++						+++++	+++++	<-
210 Isodrin	+++++	+++++	+++++	+++++	+++++	+++++			
	+++++						+++++	+++++	<-
211 Parathion	+++++	+++++	+++++	+++++	+++++	+++++			
	+++++						+++++	+++++	<-
212 Methyl parathion	+++++	+++++	+++++	+++++	+++++	+++++			
	+++++						+++++	+++++	<-

FORM 5
SEMIVOLATILE ORGANIC INSTRUMENT PERFORMANCE CHECK
DECAFLUOROTRIPHENYLPHOSPHINE (DFTPP)

Lab Name: TESTAMERICA PITTSBURGH Contract:

Lab Code: TA Case No.: SAS No.: SDG No.: C7K020180

Lab File ID: F1127DF1 DFTPP Injection Date: 11/27/07

Instrument ID: 722 DFTPP Injection Time: 0753

m/e	ION ABUNDANCE CRITERIA	% RELATIVE ABUNDANCE
51	30.0 - 60.0% of mass 198	47.2
68	Less than 2.0% of mass 69	0.0 (0.0)1
69	Mass 69 relative abundance	55.8
70	Less than 2.0% of mass 69	0.0 (0.0)1
127	40.0 - 60.0% of mass 198	56.5
197	Less than 1.0% of mass 198	0.0
198	Base Peak, 100% relative abundance	100.0
199	5.0 to 9.0% of mass 198	7.6
275	10.0 - 30.0% of mass 198	27.9
365	Greater than 1.0% of mass 198	3.96
441	Present, but less than mass 443	9.4
442	40.0 - 100.0% of mass 198	58.5
443	17.0 - 23.0% of mass 442	10.0 (17.1)2

1-Value is % mass 69 2-Value is % mass 442

THIS CHECK APPLIES TO THE FOLLOWING SAMPLES, MS, MSD, BLANKS, AND STANDARDS:

	EPA SAMPLE NO.	LAB SAMPLE ID	LAB FILE ID	DATE ANALYZED	TIME ANALYZED
01	SSTD4	SSTD4	F11270C2	11/27/07	0836
02	INTRA-LAB BL	KA0081AA	F1127014	11/27/07	1514
03	INTRA-LAB CH	KA0081AC	F1127015	11/27/07	1542
04					
05					
06					
07					
08					
09					
10					
11					
12					
13					
14					
15					
16					
17					
18					
19					
20					
21					
22					

Test America Pittsburgh

CONTINUING CALIBRATION COMPOUNDS

Instrument ID: 722.i
Lab File ID: F11270C2.D
Analysis Type:
Lab Sample ID: sstd4
Method: \\PITSVR06\d\chem\722.i\112707.b\LL.m

Injection Date: 27-NOV-2007 08:36
Init. Cal. Date(s): 23-NOV-2007 23-NOV-2007
Init. Cal. Times: 08:42 11:32
Quant Type: ISTD

COMPOUND	RRF / AMOUNT	RF4	MIN RRF	%D / %DRIFT	MAX %D / %DRIFT	CURVE TYPE	
198 1,4-Dioxane	0.73298	0.88877	0.010	-21.25427	25.00000	Averaged	
220 Benzaldehyde	0.78972	0.68969	0.010	12.66686	25.00000	Averaged	
10 N-Nitrosodimethylamine	0.90957	0.89371	0.010	1.74413	25.00000	Averaged	
9 Pyridine	1.72464	1.52613	0.010	11.50979	25.00000	Averaged	
16 Methyl methanesulfonate	0.91791	0.95312	0.010	-3.83597	25.00000	Averaged	
21 Aniline	1.98308	2.03052	0.010	-2.39173	25.00000	Averaged	
22 Phenol	1.87834	1.82739	0.010	2.71276	20.00000	Averaged	
23 bis(2-Chloroethyl)ether	1.33042	1.32692	0.010	0.26297	25.00000	Averaged	
24 2-Chlorophenol	1.46352	1.45701	0.010	0.44502	25.00000	Averaged	
26 1,3-Dichlorobenzene	1.65069	1.66738	0.010	-1.01081	25.00000	Averaged	
27 1,4-Dichlorobenzene	1.66408	1.64609	0.010	1.08135	20.00000	Averaged	
28 1,2-Dichlorobenzene	1.56456	1.58180	0.010	-1.10190	25.00000	Averaged	
29 Benzyl Alcohol	0.61467	0.39267	0.010	36.11686	25.00000	Averaged	<- NA
30 2-Methylphenol	1.27125	1.20516	0.010	5.19887	25.00000	Averaged	
31 2,2'-oxybis(1-Chloropropane	1.10595	1.09748	0.010	0.76668	25.00000	Averaged	
37 Acetophenone	2.00826	1.96318	0.010	2.24459	25.00000	Averaged	
32 N-Nitroso-di-n-propylamine	1.01262	1.01121	0.050	0.13928	25.00000	Averaged	
192 4-Methylphenol	1.37711	1.27281	0.010	7.57342	25.00000	Averaged	
34 Hexachloroethane	0.62879	0.63524	0.010	-1.02459	25.00000	Averaged	
35 Nitrobenzene	0.42056	0.43210	0.010	-2.74384	25.00000	Averaged	
41 Isophorone	0.65164	0.63775	0.010	2.13210	25.00000	Averaged	
42 2-Nitrophenol	0.19428	0.18156	0.010	6.54883	20.00000	Averaged	
43 2,4-Dimethylphenol	0.38014	0.37460	0.010	1.45786	25.00000	Averaged	
44 bis(2-Chloroethoxy)methane	0.39416	0.39112	0.010	0.77053	25.00000	Averaged	
48 2,4-Dichlorophenol	0.28744	0.27342	0.010	4.87498	20.00000	Averaged	
49 Benzoic Acid	0.20500	0.10752	0.010	47.55095	25.00000	Averaged	<- NA
50 1,2,4-Trichlorobenzene	0.35205	0.35610	0.010	-1.15043	25.00000	Averaged	
51 Naphthalene	1.06719	1.06400	0.010	0.29956	25.00000	Averaged	
52 4-Chloroaniline	0.42628	0.41088	0.010	3.61290	25.00000	Averaged	
54 2,6-Dichlorophenol	0.29580	0.27520	0.010	6.96555	25.00000	Averaged	
56 Hexachlorobutadiene	0.20532	0.20355	0.010	0.86447	20.00000	Averaged	
221 Caprolactam	0.10554	0.08996	0.010	14.76766	25.00000	Averaged	
59 4-Chloro-3-Methylphenol	0.33597	0.30727	0.010	8.54399	20.00000	Averaged	
62 2-Methylnaphthalene	0.70686	0.68666	0.010	2.85661	25.00000	Averaged	
205 1-Methylnaphthalene	0.68371	0.68324	0.010	0.06879	25.00000	Averaged	
64 Hexachlorocyclopentadiene	0.16762	0.13410	0.050	19.99883	25.00000	Averaged	
66 2,4,6-Trichlorophenol	0.36264	0.35432	0.010	2.29487	20.00000	Averaged	
67 2,4,5-Trichlorophenol	0.38450	0.38858	0.010	-1.06052	25.00000	Averaged	
222 1,1'-Biphenyl	1.49223	1.47213	0.010	1.34742	25.00000	Averaged	
70 2-Chloronaphthalene	1.14460	1.15023	0.010	-0.49230	25.00000	Averaged	
73 2-Nitroaniline	0.34781	0.34613	0.010	0.48193	25.00000	Averaged	
76 Dimethylphthalate	1.29073	1.28390	0.010	0.52904	25.00000	Averaged	

Test America Pittsburgh

CONTINUING CALIBRATION COMPOUNDS

Instrument ID: 722.i Injection Date: 27-NOV-2007 08:36
Lab File ID: F11270C2.D Init. Cal. Date(s): 23-NOV-2007 23-NOV-2007
Analysis Type: Init. Cal. Times: 08:42 11:32
Lab Sample ID: sstd4 Quant Type: ISTD
Method: \\PITSVR06\d\chem\722.i\112707.b\LL.m

COMPOUND	RRF / AMOUNT	RF4	MIN RRF	%D / %DRIFT	MAX %D / %DRIFT	CURVE TYPE	
78 2,6-Dinitrotoluene	0.27123	0.27353	0.010	-0.84742	25.00000	Averaged	
79 Acenaphthylene	1.63503	1.62007	0.010	0.91505	25.00000	Averaged	
81 3-Nitroaniline	0.30781	0.28989	0.010	5.81944	25.00000	Averaged	
82 Acenaphthene	1.16026	1.12238	0.010	3.26502	20.00000	Averaged	
83 2,4-Dinitrophenol	0.15584	0.13124	0.050	15.78354	25.00000	Averaged	
85 4-Nitrophenol	0.30354	0.29356	0.050	3.28997	25.00000	Averaged	
86 Dibenzofuran	1.62586	1.59086	0.010	2.15278	25.00000	Averaged	
87 2,4-Dinitrotoluene	0.38175	0.37745	0.010	1.12522	25.00000	Averaged	
91 2,3,5,6-Tetrachlorophenol	0.31556	0.28971	0.010	8.19245	25.00000	Averaged	
88 2,3,4,6-Tetrachlorophenol	0.31362	0.30985	0.010	1.20246	25.00000	Averaged	
92 2-Naphthylamine	0.70057	0.67635	0.010	3.45640	25.00000	Averaged	
93 Diethylphthalate	1.33182	1.28755	0.010	3.32350	25.00000	Averaged	
94 Fluorene	1.32116	1.27174	0.010	3.74076	25.00000	Averaged	
95 4-Chlorophenyl-phenylether	0.66271	0.63413	0.010	4.31180	25.00000	Averaged	
96 4-Nitroaniline	0.35837	0.28125	0.010	21.51911	25.00000	Averaged	
98 4,6-Dinitro-2-methylphenol	0.11142	0.08646	0.010	22.40074	25.00000	Averaged	
99 N-Nitrosodiphenylamine	0.53281	0.52456	0.010	1.54912	20.00000	Averaged	
100 1,2-Diphenylhydrazine	0.75778	0.82095	0.010	-8.33655	25.00000	Averaged	
106 4-Bromophenyl-phenylether	0.20154	0.20392	0.010	-1.17940	25.00000	Averaged	
107 Hexachlorobenzene	0.19682	0.20947	0.010	-6.42904	25.00000	Averaged	
223 Atrazine	0.18422	0.18876	0.010	-2.46224	25.00000	Averaged	
111 Pentachlorophenol	0.12789	0.11755	0.025	8.09148	20.00000	Averaged	
115 Phenanthrene	1.07629	1.08494	0.010	-0.80397	25.00000	Averaged	
116 Anthracene	1.06029	1.04488	0.010	1.45359	25.00000	Averaged	
119 Carbazole	0.98024	0.88015	0.010	10.21072	25.00000	Averaged	
120 Di-n-Butylphthalate	1.09863	1.12185	0.010	-2.11400	25.00000	Averaged	
123 Fluoranthene	1.14159	1.00796	0.010	11.70511	20.00000	Averaged	
124 Benzidine	0.38387	0.21826	0.010	43.14266	25.00000	Averaged	<- NA
125 Pyrene	1.14290	1.31578	0.010	-15.12635	25.00000	Averaged	
131 Butylbenzylphthalate	0.52104	0.60675	0.010	-16.45111	25.00000	Averaged	
135 3,3'-Dichlorobenzidine	0.41909	0.38632	0.010	7.81926	25.00000	Averaged	
136 Benzo(a)Anthracene	1.22280	1.20515	0.010	1.44385	25.00000	Averaged	
137 Chrysene	1.14778	1.12727	0.010	1.78639	25.00000	Averaged	
139 bis(2-ethylhexyl)Phthalate	0.69334	0.84473	0.010	-21.83580	25.00000	Averaged	
140 Di-n-octylphthalate	1.51402	1.62186	0.010	-7.12252	20.00000	Averaged	
141 Benzo(b)fluoranthene	1.53003	1.39832	0.010	8.60829	25.00000	Averaged	
142 Benzo(k)fluoranthene	1.44953	1.28454	0.010	11.38226	25.00000	Averaged	
143 7,12-dimethylbenz[a]anthrac	0.73334	0.60932	0.010	16.91223	25.00000	Averaged	
146 Benzo(a)pyrene	1.32215	1.27053	0.010	3.90435	20.00000	Averaged	
149 Indeno(1,2,3-cd)pyrene	1.26051	1.54004	0.010	-22.17622	25.00000	Averaged	
150 Dibenz(a,h)anthracene	1.23844	1.49340	0.010	-20.58723	25.00000	Averaged	
151 Benzo(g,h,i)perylene	1.30311	1.54067	0.010	-18.23068	25.00000	Averaged	

Test America Pittsburgh

CONTINUING CALIBRATION COMPOUNDS

Instrument ID: 722.i Injection Date: 27-NOV-2007 08:36
Lab File ID: F11270C2.D Init. Cal. Date(s): 23-NOV-2007 23-NOV-2007
Analysis Type: Init. Cal. Times: 08:42 11:32
Lab Sample ID: sstd4 Quant Type: ISTD
Method: \\PITSVR06\d\chem\722.i\112707.b\LL.m

COMPOUND	RRF / AMOUNT	RF4	MIN RRF	%D / %DRIFT	MAX %D / %DRIFT	CURVE TYPE
$ 154 Nitrobenzene-d5	0.42382	0.42719	0.010	-0.79535	25.00000	Averaged
$ 155 2-Fluorobiphenyl	1.30085	1.32081	0.010	-1.53471	25.00000	Averaged
$ 156 Terphenyl-d14	0.83657	0.96297	0.010	-15.11004	25.00000	Averaged
$ 157 Phenol-d5	1.60405	1.61006	0.010	-0.37448	25.00000	Averaged
$ 158 2-Fluorophenol	1.38789	1.39549	0.010	-0.54738	25.00000	Averaged
$ 159 2,4,6-Tribromophenol	0.08032	0.07439	0.010	7.37667	25.00000	Averaged
$ 186 2-Chlorophenol-d4	1.48996	1.45239	0.010	2.52161	25.00000	Averaged
$ 187 1,2-Dichlorobenzene-d4	1.01390	1.00625	0.010	0.75430	25.00000	Averaged

FORM 5
SEMIVOLATILE ORGANIC INSTRUMENT PERFORMANCE CHECK
DECAFLUOROTRIPHENYLPHOSPHINE (DFTPP)

Lab Name: TESTAMERICA PITTSBURGH Contract:

Lab Code: TA Case No.: SAS No.: SDG No.: C7K020180

Lab File ID: F1128DF1 DFTPP Injection Date: 11/28/07

Instrument ID: 722 DFTPP Injection Time: 0842

m/e	ION ABUNDANCE CRITERIA	% RELATIVE ABUNDANCE
51	30.0 - 60.0% of mass 198	44.8
68	Less than 2.0% of mass 69	0.4 (0.7)1
69	Mass 69 relative abundance	56.1
70	Less than 2.0% of mass 69	0.4 (0.7)1
127	40.0 - 60.0% of mass 198	57.2
197	Less than 1.0% of mass 198	0.0
198	Base Peak, 100% relative abundance	100.0
199	5.0 to 9.0% of mass 198	6.6
275	10.0 - 30.0% of mass 198	28.6
365	Greater than 1.0% of mass 198	3.55
441	Present, but less than mass 443	9.5
442	40.0 - 100.0% of mass 198	58.6
443	17.0 - 23.0% of mass 442	11.3 (19.2)2

1-Value is % mass 69 2-Value is % mass 442

THIS CHECK APPLIES TO THE FOLLOWING SAMPLES, MS, MSD, BLANKS, AND STANDARDS:

	EPA SAMPLE NO.	LAB SAMPLE ID	LAB FILE ID	DATE ANALYZED	TIME ANALYZED
01	SSTD4	SSTD4	F11280C2	11/28/07	0925
02	FMC-7	KAEW11AU	F1128010	11/28/07	1409
03	FMC-8	KAEW51AU	F1128011	11/28/07	1438
04	FMC-25	KAEW91AU	F1128012	11/28/07	1506
05	FMC-26	KAEXG1AU	F1128013	11/28/07	1535
06					
07					
08					
09					
10					
11					
12					
13					
14					
15					
16					
17					
18					
19					
20					
21					
22					

Test America Pittsburgh

CONTINUING CALIBRATION COMPOUNDS

Instrument ID: 722.i
Lab File ID: F11280C2.D
Analysis Type:
Lab Sample ID: sstd4
Method: \\PITSVR06\d\chem\722.i\112807.b\LL.m

Injection Date: 28-NOV-2007 09:25
Init. Cal. Date(s): 23-NOV-2007 23-NOV-2007
Init. Cal. Times: 08:42 11:32
Quant Type: ISTD

COMPOUND	RRF / AMOUNT	RF4	MIN RRF	%D / %DRIFT	MAX %D / %DRIFT	CURVE TYPE	
198 1,4-Dioxane	0.73298	0.80845	0.010	-10.29635	25.00000	Averaged	
220 Benzaldehyde	0.78972	0.72060	0.010	8.75228	25.00000	Averaged	
10 N-Nitrosodimethylamine	0.90957	0.86529	0.010	4.86825	25.00000	Averaged	
9 Pyridine	1.72464	1.65355	0.010	4.12172	25.00000	Averaged	
16 Methyl methanesulfonate	0.91791	0.93996	0.010	-2.40268	25.00000	Averaged	
21 Aniline	1.98308	1.99190	0.010	-0.44441	25.00000	Averaged	
22 Phenol	1.87834	1.87856	0.010	-0.01173	20.00000	Averaged	
23 bis(2-Chloroethyl)ether	1.33042	1.33246	0.010	-0.15315	25.00000	Averaged	
24 2-Chlorophenol	1.46352	1.51921	0.010	-3.80504	25.00000	Averaged	
26 1,3-Dichlorobenzene	1.65069	1.68199	0.010	-1.89595	25.00000	Averaged	
27 1,4-Dichlorobenzene	1.66408	1.72913	0.010	-3.90886	20.00000	Averaged	
28 1,2-Dichlorobenzene	1.56456	1.61417	0.010	-3.17080	25.00000	Averaged	
29 Benzyl Alcohol	0.61467	0.37535	0.010	38.93459	25.00000	Averaged	<- NA
30 2-Methylphenol	1.27125	1.15433	0.010	9.19774	25.00000	Averaged	
31 2,2'-oxybis(1-Chloropropane	1.10595	1.06212	0.010	3.96336	25.00000	Averaged	
37 Acetophenone	2.00826	1.94325	0.010	3.23713	25.00000	Averaged	
32 N-Nitroso-di-n-propylamine	1.01262	0.99600	0.050	1.64196	25.00000	Averaged	
192 4-Methylphenol	1.37711	1.24356	0.010	9.69783	25.00000	Averaged	
34 Hexachloroethane	0.62879	0.66409	0.010	-5.61322	25.00000	Averaged	
35 Nitrobenzene	0.42056	0.43564	0.010	-3.58653	25.00000	Averaged	
41 Isophorone	0.65164	0.67569	0.010	-3.69058	25.00000	Averaged	
42 2-Nitrophenol	0.19428	0.18902	0.010	2.70670	20.00000	Averaged	
43 2,4-Dimethylphenol	0.38014	0.35377	0.010	6.93640	25.00000	Averaged	
44 bis(2-Chloroethoxy)methane	0.39416	0.38538	0.010	2.22731	25.00000	Averaged	
48 2,4-Dichlorophenol	0.28744	0.26415	0.010	8.10139	20.00000	Averaged	
49 Benzoic Acid	0.20500	0.10104	0.010	50.71231	25.00000	Averaged	<- NA
50 1,2,4-Trichlorobenzene	0.35205	0.33177	0.010	5.76099	25.00000	Averaged	
51 Naphthalene	1.06719	1.03918	0.010	2.62545	25.00000	Averaged	
52 4-Chloroaniline	0.42628	0.40345	0.010	5.35745	25.00000	Averaged	
54 2,6-Dichlorophenol	0.29580	0.28521	0.010	3.58029	25.00000	Averaged	
56 Hexachlorobutadiene	0.20532	0.19772	0.010	3.70320	20.00000	Averaged	
221 Caprolactam	0.10554	0.08099	0.010	23.26607	25.00000	Averaged	
59 4-Chloro-3-Methylphenol	0.33597	0.28578	0.010	14.93760	20.00000	Averaged	
62 2-Methylnaphthalene	0.70686	0.69928	0.010	1.07236	25.00000	Averaged	
205 1-Methylnaphthalene	0.68371	0.65014	0.010	4.91077	25.00000	Averaged	
64 Hexachlorocyclopentadiene	0.16762	0.12540	0.050	25.18386	25.00000	Averaged	<-
66 2,4,6-Trichlorophenol	0.36264	0.35343	0.010	2.53996	20.00000	Averaged	
67 2,4,5-Trichlorophenol	0.38450	0.33965	0.010	11.66414	25.00000	Averaged	
222 1,1'-Biphenyl	1.49223	1.48003	0.010	0.81748	25.00000	Averaged	
70 2-Chloronaphthalene	1.14460	1.13313	0.010	1.00227	25.00000	Averaged	
73 2-Nitroaniline	0.34781	0.34064	0.010	2.06119	25.00000	Averaged	
76 Dimethylphthalate	1.29073	1.22133	0.010	5.37715	25.00000	Averaged	

Test America Pittsburgh

CONTINUING CALIBRATION COMPOUNDS

Instrument ID: 722.i
Lab File ID: F11280C2.D
Analysis Type:
Lab Sample ID: sstd4
Method: \\PITSVR06\d\chem\722.i\112807.b\LL.m

Injection Date: 28-NOV-2007 09:25
Init. Cal. Date(s): 23-NOV-2007 23-NOV-2007
Init. Cal. Times: 08:42 11:32
Quant Type: ISTD

COMPOUND	RRF / AMOUNT	RF4	MIN RRF	%D / %DRIFT	MAX %D / %DRIFT	CURVE TYPE	
78 2,6-Dinitrotoluene	0.27123	0.26518	0.010	2.22829	25.00000	Averaged	
79 Acenaphthylene	1.63503	1.66174	0.010	-1.63349	25.00000	Averaged	
81 3-Nitroaniline	0.30781	0.28321	0.010	7.99069	25.00000	Averaged	
82 Acenaphthene	1.16026	1.09594	0.010	5.54340	20.00000	Averaged	
83 2,4-Dinitrophenol	0.15584	0.10617	0.050	-31.87460	25.00000	Averaged	<-
85 4-Nitrophenol	0.30354	0.26254	0.050	13.50848	25.00000	Averaged	
86 Dibenzofuran	1.62586	1.57302	0.010	3.25020	25.00000	Averaged	
87 2,4-Dinitrotoluene	0.38175	0.35495	0.010	7.01944	25.00000	Averaged	
91 2,3,5,6-Tetrachlorophenol	0.31556	0.27994	0.010	11.28695	25.00000	Averaged	
88 2,3,4,6-Tetrachlorophenol	0.31362	0.27934	0.010	10.93058	25.00000	Averaged	
92 2-Naphthylamine	0.70057	0.66559	0.010	4.99189	25.00000	Averaged	
93 Diethylphthalate	1.33182	1.28960	0.010	3.16986	25.00000	Averaged	
94 Fluorene	1.32116	1.24523	0.010	5.74710	25.00000	Averaged	
95 4-Chlorophenyl-phenylether	0.66271	0.63779	0.010	3.76023	25.00000	Averaged	
96 4-Nitroaniline	0.35837	0.26745	0.010	25.37048	25.00000	Averaged	<-
98 4,6-Dinitro-2-methylphenol	0.11142	0.08039	0.010	27.84620	25.00000	Averaged	<-
99 N-Nitrosodiphenylamine	0.53281	0.51565	0.010	3.22008	20.00000	Averaged	
100 1,2-Diphenylhydrazine	0.75778	0.80104	0.010	-5.70842	25.00000	Averaged	
106 4-Bromophenyl-phenylether	0.20154	0.20822	0.010	-3.31698	25.00000	Averaged	
107 Hexachlorobenzene	0.19682	0.19739	0.010	-0.28934	25.00000	Averaged	
223 Atrazine	0.18422	0.18405	0.010	0.09011	25.00000	Averaged	
111 Pentachlorophenol	0.12789	0.11045	0.025	13.63950	20.00000	Averaged	
115 Phenanthrene	1.07629	1.06506	0.010	1.04298	25.00000	Averaged	
116 Anthracene	1.06029	1.02611	0.010	3.22363	25.00000	Averaged	
119 Carbazole	0.98024	0.86650	0.010	11.60254	25.00000	Averaged	
120 Di-n-Butylphthalate	1.09863	1.07104	0.010	2.51091	25.00000	Averaged	
123 Fluoranthene	1.14159	0.99416	0.010	12.91458	20.00000	Averaged	
124 Benzidine	0.38387	0.23136	0.010	39.73029	25.00000	Averaged	<- NA
125 Pyrene	1.14290	1.38947	0.010	-21.57345	25.00000	Averaged	
131 Butylbenzylphthalate	0.52104	0.57699	0.010	-10.73782	25.00000	Averaged	
135 3,3'-Dichlorobenzidine	0.41909	0.36377	0.010	13.20069	25.00000	Averaged	
136 Benzo(a)Anthracene	1.22280	1.16782	0.010	4.49653	25.00000	Averaged	
137 Chrysene	1.14778	1.11559	0.010	2.80391	25.00000	Averaged	
139 bis(2-ethylhexyl)Phthalate	0.69334	0.77389	0.010	-11.61838	25.00000	Averaged	
140 Di-n-octylphthalate	1.51402	1.75603	0.010	-15.98459	20.00000	Averaged	
141 Benzo(b)fluoranthene	1.53003	1.47041	0.010	3.89662	25.00000	Averaged	
142 Benzo(k)fluoranthene	1.44953	1.48678	0.010	-2.56985	25.00000	Averaged	
143 7,12-dimethylbenz[a]anthrac	0.73334	0.70613	0.010	3.71086	25.00000	Averaged	
146 Benzo(a)pyrene	1.32215	1.26027	0.010	4.68033	20.00000	Averaged	
149 Indeno(1,2,3-cd)pyrene	1.26051	1.48119	0.010	-17.50739	25.00000	Averaged	
150 Dibenz(a,h)anthracene	1.23844	1.31533	0.010	-6.20806	25.00000	Averaged	
151 Benzo(g,h,i)perylene	1.30311	1.25270	0.010	3.86822	25.00000	Averaged	

Test America Pittsburgh

CONTINUING CALIBRATION COMPOUNDS

Instrument ID: 722.i Injection Date: 28-NOV-2007 09:25
Lab File ID: F11280C2.D Init. Cal. Date(s): 23-NOV-2007 23-NOV-2007
Analysis Type: Init. Cal. Times: 08:42 11:32
Lab Sample ID: sstd4 Quant Type: ISTD
Method: \\PITSVR06\d\chem\722.i\112807.b\LL.m

COMPOUND	RRF / AMOUNT	RF4	MIN RRF	%D / %DRIFT	MAX %D / %DRIFT	CURVE TYPE
$ 154 Nitrobenzene-d5	0.42382	0.41881	0.010	1.18075	25.00000	Averaged
$ 155 2-Fluorobiphenyl	1.30085	1.29538	0.010	0.42020	25.00000	Averaged
$ 156 Terphenyl-d14	0.83657	0.99788	0.010	-19.28295	25.00000	Averaged
$ 157 Phenol-d5	1.60405	1.60527	0.010	-0.07622	25.00000	Averaged
$ 158 2-Fluorophenol	1.38789	1.34785	0.010	2.88517	25.00000	Averaged
$ 159 2,4,6-Tribromophenol	0.08032	0.07910	0.010	1.51528	25.00000	Averaged
$ 186 2-Chlorophenol-d4	1.48996	1.47300	0.010	1.13845	25.00000	Averaged
$ 187 1,2-Dichlorobenzene-d4	1.01390	0.99723	0.010	1.64376	25.00000	Averaged

FORM 5
SEMIVOLATILE ORGANIC INSTRUMENT PERFORMANCE CHECK
DECAFLUOROTRIPHENYLPHOSPHINE (DFTPP)

Lab Name: TESTAMERICA PITTSBURGH Contract:

Lab Code: TA Case No.: SAS No.: SDG No.: _____

Lab File ID: B1113DF4 DFTPP Injection Date: 11/13/07

Instrument ID: 71 DFTPP Injection Time: 2219

m/e	ION ABUNDANCE CRITERIA	% RELATIVE ABUNDANCE
51	30.0 - 60.0% of mass 198	43.3
68	Less than 2.0% of mass 69	0.3 (0.7)1
69	Mass 69 relative abundance	43.2
70	Less than 2.0% of mass 69	0.1 (0.2)1
127	40.0 - 60.0% of mass 198	55.3
197	Less than 1.0% of mass 198	0.4
198	Base Peak, 100% relative abundance	100.0
199	5.0 to 9.0% of mass 198	6.5
275	10.0 - 30.0% of mass 198	21.7
365	Greater than 1.0% of mass 198	3.47
441	Present, but less than mass 443	14.9
442	40.0 - 100.0% of mass 198	95.9
443	17.0 - 23.0% of mass 442	18.7 (19.5)2

1-Value is % mass 69 2-Value is % mass 442

THIS CHECK APPLIES TO THE FOLLOWING SAMPLES, MS, MSD, BLANKS, AND STANDARDS:

	EPA SAMPLE NO.	LAB SAMPLE ID	LAB FILE ID	DATE ANALYZED	TIME ANALYZED
01	SSTD0.4	SSTD0.4	S1113CC1	11/14/07	0106
02	SSTD2.0	SSTD2.0	S1113CC2	11/14/07	0125
03	SSTD4.0	SSTD4.0	S1113CC3	11/14/07	0144
04	SSTD10	SSTD10	S1113CC4	11/14/07	0203
05	SSTD20	SSTD20	S1113CC5	11/14/07	0222
06	SSTD40	SSTD40	S1113CC6	11/14/07	0241
07	SSTD80	SSTD80	S1113CC7	11/14/07	0300
08					
09					
10					
11					
12					
13					
14					
15					
16					
17					
18					
19					
20					
21					
22					

TestAmerica Pittsburgh

INITIAL CALIBRATION DATA

Start Cal Date : 14-NOV-2007 01:06
End Cal Date : 14-NOV-2007 03:00
Quant Method : ISTD
Origin : Included
Target Version : 4.14
Integrator : HP RTE
Method file : \\PITSVR06\D\chem\71.i\s111307a.b\llb.m
Last Edit : 29-Nov-2007 14:28 bachas

Calibration File Names:
Level 1: \\PITSVR06\D\chem\71.i\s111307a.b\S1113CC1.D
Level 2: \\PITSVR06\D\chem\71.i\s111307a.b\S1113CC2.D
Level 3: \\PITSVR06\D\chem\71.i\s111307a.b\S1113CC3.D
Level 4: \\PITSVR06\D\chem\71.i\s111307a.b\S1113CC4.D
Level 5: \\PITSVR06\D\chem\71.i\s111307a.b\S1113CC5.D
Level 6: \\PITSVR06\D\chem\71.i\s111307a.b\S1113CC6.D
Level 7: \\PITSVR06\D\chem\71.i\s111307a.b\S1113CC7.D

Compound	0.4000000 Level 1	2.0000 Level 2	4.0000 Level 3	10.0000 Level 4	20.0000 Level 5	40.0000 Level 6	Curve	Coefficients b	m1	m2	%RSD or R^2	
	80.0000 Level 7											
198 1,4-Dioxane	0.38920	0.38065	0.39051	0.35418	0.37382	0.35780						
	0.34095						AVRG		0.36959		5.13269	
226 n-Decane	+++++	+++++	+++++	+++++	+++++	+++++						
	+++++						AVRG		0.000e+000		0.000e+000	<-
227 n-Octadecane	+++++	+++++	+++++	+++++	+++++	+++++						
	+++++						AVRG		0.000e+000		0.000e+000	<-
7 N-Nitrosomorpholine	+++++	+++++	+++++	+++++	+++++	+++++						
	+++++						AVRG		0.000e+000		0.000e+000	<-

TestAmerica Pittsburgh

INITIAL CALIBRATION DATA

Start Cal Date : 14-NOV-2007 01:06
End Cal Date : 14-NOV-2007 03:00
Quant Method : ISTD
Origin : Included
Target Version : 4.14
Integrator : HP RTE
Method file : \\PITSVR06\D\chem\71.i\s111307a.b\llb.m
Last Edit : 29-Nov-2007 14:28 bachas

Compound	0.4000000 Level 1	2.0000 Level 2	4.0000 Level 3	10.0000 Level 4	20.0000 Level 5	40.0000 Level 6	Curve	Coefficients b	m1	m2	%RSD or R^2	
	80.0000 Level 7											
8 Ethyl methanesulfonate	+++++	+++++	+++++	+++++	+++++	+++++						
	+++++						AVRG		0.000e+000		0.000e+000	<-
9 Pyridine	0.91106	0.77661	0.89712	0.93255	1.01020	0.99589						
	0.92841						AVRG		0.92169		8.31816	
199 Thionazin	+++++	+++++	+++++	+++++	+++++	+++++						
	+++++						AVRG		0.000e+000		0.000e+000	<-
200 Sulfotepp	+++++	+++++	+++++	+++++	+++++	+++++						
	+++++						AVRG		0.000e+000		0.000e+000	<-
10 N-Nitrosodimethylamine	0.40997	0.38814	0.48365	0.47413	0.52753	0.51542						
	0.49891						AVRG		0.47111		11.20131	
11 Ethyl methacrylate	+++++	+++++	+++++	+++++	+++++	+++++						
	+++++						AVRG		0.000e+000		0.000e+000	<-
12 3-Chloropropionitrile	+++++	+++++	+++++	+++++	+++++	+++++						
	+++++						AVRG		0.000e+000		0.000e+000	<-

(1 - 567)

297

C7K020180

TestAmerica Pittsburgh

INITIAL CALIBRATION DATA

Start Cal Date : 14-NOV-2007 01:06
End Cal Date : 14-NOV-2007 03:00
Quant Method : ISTD
Origin : Included
Target Version : 4.14
Integrator : HP RTE
Method file : \\PITSVR06\D\chem\71.i\s111307a.b\llb.m
Last Edit : 29-Nov-2007 14:28 bachas

Compound	0.4000000 Level 1	2.0000 Level 2	4.0000 Level 3	10.0000 Level 4	20.0000 Level 5	40.0000 Level 6	80.0000 Level 7	Curve	Coefficients b	m1	m2	%RSD or R^2	
13 Malononitrile	+++++	+++++	+++++	+++++	+++++	+++++	+++++	AVRG		0.000e+000		0.000e+000	<-
14 2-Picoline	+++++	+++++	+++++	+++++	+++++	+++++	+++++	AVRG		0.000e+000		0.000e+000	<-
15 N-Nitrosomethylethylamine	+++++	+++++	+++++	+++++	+++++	+++++	+++++	AVRG		0.000e+000		0.000e+000	<-
16 Methyl methanesulfonate	0.58664	0.48827	0.53848	0.55268	0.60627	0.57406	0.54188	AVRG		0.55547		6.93183	
18 1,3-Dichloro-2-propanol	+++++	+++++	+++++	+++++	+++++	+++++	+++++	AVRG		0.000e+000		0.000e+000	<-
19 N-Nitrosodiethylamine	+++++	+++++	+++++	+++++	+++++	+++++	+++++	AVRG		0.000e+000		0.000e+000	<-
21 Aniline	2.20492	1.68157	2.00576	2.00046	2.05971	1.89317	1.66933	AVRG		1.93070		10.23150	

TestAmerica Pittsburgh

INITIAL CALIBRATION DATA

Start Cal Date : 14-NOV-2007 01:06
End Cal Date : 14-NOV-2007 03:00
Quant Method : ISTD
Origin : Included
Target Version : 4.14
Integrator : HP RTE
Method file : \\PITSVR06\D\chem\71.i\s111307a.b\llb.m
Last Edit : 29-Nov-2007 14:28 bachas

Compound	0.4000000 Level 1	2.0000 Level 2	4.0000 Level 3	10.0000 Level 4	20.0000 Level 5	40.0000 Level 6	80.0000 Level 7	Curve	Coefficients b	m1	m2	%RSD or R^2	
206 Benzaldehyde	3780	14629	77982	172446	338724	672163	1022786	QUAD	0.18627	0.63008	0.16589	0.99901	
22 Phenol	1.77822	1.51572	1.73095	1.67997	1.75328	1.62607	1.44856	AVRG		1.64754		7.58490	
23 bis(2-Chloroethyl)ether	1.52829	1.16311	1.23970	1.28270	1.33534	1.22958	1.10389	AVRG		1.26894		10.80078	
24 2-Chlorophenol	1.45101	1.20969	1.36719	1.36409	1.44513	1.35854	1.24478	AVRG		1.34863		6.80696	
25 Pentachloroethane	+++++	+++++	+++++	+++++	+++++	+++++	+++++	AVRG		0.000e+000		0.000e+000	<-
26 1,3-Dichlorobenzene	1.91036	1.43573	1.60386	1.58601	1.66176	1.58126	1.45999	AVRG		1.60557		9.75120	
27 1,4-Dichlorobenzene	1.89652	1.42646	1.63838	1.62913	1.68648	1.59829	1.47510	AVRG		1.62148		9.42772	

(1 - 567)

TestAmerica Pittsburgh

INITIAL CALIBRATION DATA

Start Cal Date : 14-NOV-2007 01:06
End Cal Date : 14-NOV-2007 03:00
Quant Method : ISTD
Origin : Included
Target Version : 4.14
Integrator : HP RTE
Method file : \\PITSVR06\D\chem\71.i\s111307a.b\llb.m
Last Edit : 29-Nov-2007 14:28 bachas

Compound	0.4000000 Level 1	2.0000 Level 2	4.0000 Level 3	10.0000 Level 4	20.0000 Level 5	40.0000 Level 6	Curve	Coefficients b	m1	m2	%RSD or R^2	
	80.0000 Level 7											
28 1,2-Dichlorobenzene	1.77584	1.42862	1.58968	1.55383	1.58556	1.46829						
	1.29072						AVRG		1.52751		9.96250	
29 Benzyl Alcohol	0.75040	0.68161	0.74554	0.73436	0.79215	0.71331						
	0.68005						AVRG		0.72820		5.50215	
30 2-Methylphenol	1.25181	1.14328	1.23171	1.23189	1.34020	1.26720						
	1.16433						AVRG		1.23292		5.31698	
31 2,2'-oxybis(1-Chloropropane)	2.23354	1.63906	1.80265	1.79649	1.86821	1.82344						
	1.69145						AVRG		1.83641		10.46473	
32 N-Nitroso-di-n-propylamine	0.99485	0.79651	0.88482	0.89701	0.94148	0.86221						
	0.78643						AVRG		0.88047		8.46440	
M 195 Cresols, total	+++++	+++++	+++++	+++++	+++++	+++++						
	+++++						AVRG		0.000e+000		0.000e+000	<-
192 4-Methylphenol	1.43737	1.13074	1.25533	1.28089	1.30297	1.19787						
	1.07174						AVRG		1.23956		9.70605	

300

C7K020180

TestAmerica Pittsburgh

INITIAL CALIBRATION DATA

Start Cal Date : 14-NOV-2007 01:06
End Cal Date : 14-NOV-2007 03:00
Quant Method : ISTD
Origin : Included
Target Version : 4.14
Integrator : HP RTE
Method file : \\PITSVR06\D\chem\71.i\s111307a.b\llb.m
Last Edit : 29-Nov-2007 14:28 bachas

Compound	0.4000000 Level 1 / 80.0000 Level 7	2.0000 Level 2	4.0000 Level 3	10.0000 Level 4	20.0000 Level 5	40.0000 Level 6	Curve	Coefficients b	Coefficients m1	Coefficients m2	%RSD or R^2	
203 3&4-Methylphenol total	+++++ / +++++	+++++	+++++	+++++	+++++	+++++	AVRG		0.000e+000		0.000e+000	<-
193 3-Methylphenol	+++++ / +++++	+++++	+++++	+++++	+++++	+++++	AVRG		0.000e+000		0.000e+000	<-
34 Hexachloroethane	0.75175 / 0.63019	0.61922	0.68215	0.68114	0.72071	0.68302	AVRG		0.68117		6.82950	
35 Nitrobenzene	0.33204 / 0.31414	0.25975	0.30649	0.32515	0.35364	0.33266	AVRG		0.31770		9.33180	
36 N-Nitrosopyrrolidine	+++++ / +++++	+++++	+++++	+++++	+++++	+++++	AVRG		0.000e+000		0.000e+000	<-
37 Acetophenone	2.12433 / 1.63000	1.58692	1.80770	1.81415	1.91594	1.78240	AVRG		1.80878		9.91479	
39 o-Toluidine	+++++ / +++++	+++++	+++++	+++++	+++++	+++++	AVRG		0.000e+000		0.000e+000	<-

TestAmerica Pittsburgh

INITIAL CALIBRATION DATA

Start Cal Date : 14-NOV-2007 01:06
End Cal Date : 14-NOV-2007 03:00
Quant Method : ISTD
Origin : Included
Target Version : 4.14
Integrator : HP RTE
Method file : \\PITSVR06\D\chem\71.i\s111307a.b\llb.m
Last Edit : 29-Nov-2007 14:28 bachas

Compound	0.4000000 Level 1 / 80.0000 Level 7	2.0000 Level 2	4.0000 Level 3	10.0000 Level 4	20.0000 Level 5	40.0000 Level 6	Curve	Coefficients b	Coefficients m1	Coefficients m2	%RSD or R^2	
40 N-Nitrosopiperidine	+++++	+++++	+++++	+++++	+++++	+++++						
	+++++						AVRG		0.000e+000		0.000e+000	<-
41 Isophorone	0.57660	0.45186	0.54584	0.55438	0.60666	0.57405						
	0.54828						AVRG		0.55110		8.81454	
42 2-Nitrophenol	5068	20953	54785	133464	279035	659570						
	1281100						QUAD	0.10260	5.60352	0.20644	0.99978	
43 2,4-Dimethylphenol	0.31848	0.24496	0.29726	0.31343	0.33507	0.31457						
	0.28937						AVRG		0.30188		9.64738	
44 bis(2-Chloroethoxy)methane	0.42800	0.31984	0.36712	0.37573	0.39552	0.36570						
	0.34251						AVRG		0.37063		9.43976	
45 O,O,O-Triethyl phosphorothioa	+++++	+++++	+++++	+++++	+++++	+++++						
	+++++						AVRG		0.000e+000		0.000e+000	<-
46 2,4-Toluenediamene	+++++	+++++	+++++	+++++	+++++	+++++						
	+++++						AVRG		0.000e+000		0.000e+000	<-

(1 - 567)

302

C7K020180

TestAmerica Pittsburgh

INITIAL CALIBRATION DATA

Start Cal Date : 14-NOV-2007 01:06
End Cal Date : 14-NOV-2007 03:00
Quant Method : ISTD
Origin : Included
Target Version : 4.14
Integrator : HP RTE
Method file : \\PITSVR06\D\chem\71.i\s111307a.b\llb.m
Last Edit : 29-Nov-2007 14:28 bachas

Compound	0.4000000 Level 1	2.0000 Level 2	4.0000 Level 3	10.0000 Level 4	20.0000 Level 5	40.0000 Level 6	Curve	Coefficients b	m1	m2	%RSD or R^2	
	80.0000 Level 7											
47 1,3,5-Trichlorobenzene	+++++	+++++	+++++	+++++	+++++	+++++						
	+++++						AVRG		0.000e+000		0.000e+000	<-
48 2,4-Dichlorophenol	0.22114	0.20023	0.24648	0.25449	0.27388	0.25878						
	0.24053						AVRG		0.24222		10.19031	
49 Benzoic Acid	2840	8289	47273	130970	319097	780602						
	1617010						QUAD	0.18478	4.91915	-0.11760	0.99931	
50 1,2,4-Trichlorobenzene	0.34601	0.25921	0.29645	0.29593	0.31428	0.28633						
	0.26335						AVRG		0.29451		10.12310	
51 Naphthalene	1.23895	0.91350	1.04035	1.05743	1.09802	1.02224						
	0.93419						AVRG		1.04352		10.40085	
52 4-Chloroaniline	0.38290	0.31168	0.38701	0.39694	0.41912	0.38294						
	0.34005						AVRG		0.37438		9.70814	
53 a,a-Dimethyl-phenethylamine	+++++	+++++	+++++	+++++	+++++	+++++						
	+++++						AVRG		0.000e+000		0.000e+000	<-

(1 - 567)

303

C7K020180

TestAmerica Pittsburgh

INITIAL CALIBRATION DATA

Start Cal Date : 14-NOV-2007 01:06
End Cal Date : 14-NOV-2007 03:00
Quant Method : ISTD
Origin : Included
Target Version : 4.14
Integrator : HP RTE
Method file : \\PITSVR06\D\chem\71.i\s111307a.b\llb.m
Last Edit : 29-Nov-2007 14:28 bachas

Compound	0.4000000 Level 1	2.0000 Level 2	4.0000 Level 3	10.0000 Level 4	20.0000 Level 5	40.0000 Level 6	80.0000 Level 7	Curve	Coefficients b	Coefficients m1	Coefficients m2	%RSD or R^2	
54 2,6-Dichlorophenol	0.27507	0.21510	0.24490	0.24535	0.27070	0.25115							
	0.22958							AVRG		0.24741		8.56452	
55 Hexachloropropene	+++++	+++++	+++++	+++++	+++++	+++++							
	+++++							AVRG		0.000e+000		0.000e+000	<-
56 Hexachlorobutadiene	0.18553	0.12474	0.14834	0.15277	0.15728	0.14822							
	0.13785							AVRG		0.15068		12.44926	
208 Caprolactam	2942	12160	32401	81200	168839	371665							
	718433							QUAD	0.08306	9.56455	1.15380	0.99957	
57 1,2,3-Trichlorobenzene	+++++	+++++	+++++	+++++	+++++	+++++							
	+++++							AVRG		0.000e+000		0.000e+000	<-
58 N-Nitrosodi-n-butylamine	+++++	+++++	+++++	+++++	+++++	+++++							
	+++++							AVRG		0.000e+000		0.000e+000	<-
59 4-Chloro-3-Methylphenol	0.23505	0.20066	0.25328	0.27939	0.30438	0.27462							
	0.26969							AVRG		0.25958		13.00819	

TestAmerica Pittsburgh

INITIAL CALIBRATION DATA

Start Cal Date : 14-NOV-2007 01:06
End Cal Date : 14-NOV-2007 03:00
Quant Method : ISTD
Origin : Included
Target Version : 4.14
Integrator : HP RTE
Method file : \\PITSVR06\D\chem\71.i\s111307a.b\llb.m
Last Edit : 29-Nov-2007 14:28 bachas

Compound	0.4000000 Level 1	2.0000 Level 2	4.0000 Level 3	10.0000 Level 4	20.0000 Level 5	40.0000 Level 6	Curve	Coefficients b	m1	m2	%RSD or R^2	
	80.0000 Level 7											
60 p-Phenylene diamine	+++++	+++++	+++++	+++++	+++++	+++++						
	+++++						AVRG		0.000e+000		0.000e+000	<-
61 Safrole	+++++	+++++	+++++	+++++	+++++	+++++						
	+++++						AVRG		0.000e+000		0.000e+000	<-
62 2-Methylnaphthalene	0.80278	0.61724	0.70776	0.71319	0.76365	0.70263						
	0.63918						AVRG		0.70663		9.15216	
63 1-Methylnaphthalene	0.78054	0.58774	0.68497	0.70018	0.73183	0.67924						
	0.61909						AVRG		0.68337		9.51521	
64 Hexachlorocyclopentadiene	0.19635	0.16727	0.21751	0.24400	0.25716	0.25517						
	0.24371						AVRG		0.22588		14.96900	
65 1,2,4,5-Tetrachlorobenzene	+++++	+++++	+++++	+++++	+++++	+++++						
	+++++						AVRG		0.000e+000		0.000e+000	<-
66 2,4,6-Trichlorophenol	0.24968	0.20593	0.27025	0.30544	0.31182	0.30052						
	0.30337						AVRG		0.27814		14.00404	

TestAmerica Pittsburgh

INITIAL CALIBRATION DATA

Start Cal Date : 14-NOV-2007 01:06
End Cal Date : 14-NOV-2007 03:00
Quant Method : ISTD
Origin : Included
Target Version : 4.14
Integrator : HP RTE
Method file : \\PITSVR06\D\chem\71.i\s111307a.b\11b.m
Last Edit : 29-Nov-2007 14:28 bachas

Compound	0.4000000 Level 1	2.0000 Level 2	4.0000 Level 3	10.0000 Level 4	20.0000 Level 5	40.0000 Level 6	Curve	Coefficients b	m1	m2	%RSD or R^2	
	80.0000 Level 7											
67 2,4,5-Trichlorophenol	6551	27904	76728	172117	355081	802596						
	1481180						QUAD	0.06046	2.80594	0.19063	0.99983	
209 1,1'-Biphenyl	1.60190	1.19626	1.43383	1.38545	1.41821	1.25435						
	1.14993						AVRG		1.34856		11.69293	
68 1,2,3,5-Tetrachlorobenzene	+++++	+++++	+++++	+++++	+++++	+++++						
	+++++						AVRG		0.000e+000		0.000e+000	<-
69 1,4-Dinitrobenzene	+++++	+++++	+++++	+++++	+++++	+++++						
	+++++						AVRG		0.000e+000		0.000e+000	<-
70 2-Chloronaphthalene	1.16882	0.95743	1.10228	1.06836	1.07867	0.95620						
	0.88224						AVRG		1.03057		9.77416	
71 Isosafrole 1	+++++	+++++	+++++	+++++	+++++	+++++						
	+++++						AVRG		0.000e+000		0.000e+000	<-
M 188 Isosafrole, Total	+++++	+++++	+++++	+++++	+++++	+++++						
	+++++						AVRG		0.000e+000		0.000e+000	<-

TestAmerica Pittsburgh

INITIAL CALIBRATION DATA

Start Cal Date : 14-NOV-2007 01:06
End Cal Date : 14-NOV-2007 03:00
Quant Method : ISTD
Origin : Included
Target Version : 4.14
Integrator : HP RTE
Method file : \\PITSVR06\D\chem\71.i\s111307a.b\llb.m
Last Edit : 29-Nov-2007 14:28 bachas

Compound	0.4000000 Level 1	2.0000 Level 2	4.0000 Level 3	10.0000 Level 4	20.0000 Level 5	40.0000 Level 6	80.0000 Level 7	Curve	Coefficients b	m1	m2	%RSD or R^2	
72 Isosafrole 2	+++++	+++++	+++++	+++++	+++++	+++++							
	+++++							AVRG		0.000e+000		0.000e+000	<-
73 2-Nitroaniline	5020	23253	58063	147046	317868	737802							
	1447524							QUAD	0.07876	3.27862	0.05624	0.99973	
74 1,2,3,4-Tetrachlorobenzene	+++++	+++++	+++++	+++++	+++++	+++++							
	+++++							AVRG		0.000e+000		0.000e+000	<-
75 1,4-Naphthoquinone	+++++	+++++	+++++	+++++	+++++	+++++							
	+++++							AVRG		0.000e+000		0.000e+000	<-
76 Dimethylphthalate	1.24014	0.90057	1.07696	1.09765	1.14124	1.05119							
	1.04095							AVRG		1.07839		9.59578	
77 m-Dinitrobenzene	+++++	+++++	+++++	+++++	+++++	+++++							
	+++++							AVRG		0.000e+000		0.000e+000	<-
78 2,6-Dinitrotoluene	3704	15455	44609	111188	244391	597832							
	1170391							QUAD	0.10881	4.11271	0.05377	0.99979	

TestAmerica Pittsburgh

INITIAL CALIBRATION DATA

Start Cal Date : 14-NOV-2007 01:06
End Cal Date : 14-NOV-2007 03:00
Quant Method : ISTD
Origin : Included
Target Version : 4.14
Integrator : HP RTE
Method file : \\PITSVR06\D\chem\71.i\s111307a.b\llb.m
Last Edit : 29-Nov-2007 14:28 bachas

Compound	0.4000000 Level 1 / 80.0000 Level 7	2.0000 Level 2	4.0000 Level 3	10.0000 Level 4	20.0000 Level 5	40.0000 Level 6	Curve	Coefficients b	m1	m2	%RSD or R^2	
79 Acenaphthylene	1.76719	1.33412	1.63650	1.67520	1.71175	1.58548						
	1.52492						AVRG		1.60502		8.94932	
80 1,2-Dinitrobenzene	+++++	+++++	+++++	+++++	+++++	+++++						
	+++++						AVRG		0.000e+000		0.000e+000	<-
81 3-Nitroaniline	4114	19046	54894	145252	309529	731281						
	1470466						QUAD	0.08663	3.38565	-0.00037	0.99976	
82 Acenaphthene	1.30090	0.96411	1.10854	1.11949	1.13619	1.03272						
	0.97491						AVRG		1.09098		10.59684	
83 2,4-Dinitrophenol	2144	6163	29201	69996	144063	254417						
	657311						QUAD	0.47006	10.62245	-2.56694	0.99604	<-
84 Pentachlorobenzene	+++++	+++++	+++++	+++++	+++++	+++++						
	+++++						AVRG		0.000e+000		0.000e+000	<-
85 4-Nitrophenol	10328	22753	89130	158747	264524	400624						
	795774						QUAD	0.21168	5.76109	0.25781	0.99888	

TestAmerica Pittsburgh

INITIAL CALIBRATION DATA

Start Cal Date : 14-NOV-2007 01:06
End Cal Date : 14-NOV-2007 03:00
Quant Method : ISTD
Origin : Included
Target Version : 4.14
Integrator : HP RTE
Method file : \\PITSVR06\D\chem\71.i\s111307a.b\llb.m
Last Edit : 29-Nov-2007 14:28 bachas

Compound	0.4000000 Level 1	2.0000 Level 2	4.0000 Level 3	10.0000 Level 4	20.0000 Level 5	40.0000 Level 6	80.0000 Level 7	Curve	Coefficients b	m1	m2	%RSD or R^2	
86 Dibenzofuran	1.81959	1.34532	1.57035	1.58787	1.60440	1.44651	1.31232	AVRG		1.52662		11.43225	
87 2,4-Dinitrotoluene	3732	19573	59053	149902	327450	741960	1446787	QUAD	0.08763	3.18694	0.08815	0.99957	
88 2,3,4,6-Tetrachlorophenol	0.21448	0.18681	0.24292	0.25897	0.26235	0.25961	0.23873	AVRG		0.23770		11.77101	
89 1-Naphthylamine	+++++	+++++	+++++	+++++	+++++	+++++	+++++	AVRG		0.000e+000		0.000e+000	<-
90 Zinophos	+++++	+++++	+++++	+++++	+++++	+++++	+++++	AVRG		0.000e+000		0.000e+000	<-
91 2,3,5,6-Tetrachlorophenol	4185	21579	57289	130634	281235	641336	1306596	QUAD	0.04467	3.88706	-0.02287	0.99957	
92 2-Naphthylamine	21474	92914	212430	466179	762323	1573581	2530976	QUAD	0.02515	0.99786	0.19452	0.99989	

TestAmerica Pittsburgh

INITIAL CALIBRATION DATA

Start Cal Date : 14-NOV-2007 01:06
End Cal Date : 14-NOV-2007 03:00
Quant Method : ISTD
Origin : Included
Target Version : 4.14
Integrator : HP RTE
Method file : \\PITSVR06\D\chem\71.i\s111307a.b\llb.m
Last Edit : 29-Nov-2007 14:28 bachas

Compound	0.4000000 Level 1	2.0000 Level 2	4.0000 Level 3	10.0000 Level 4	20.0000 Level 5	40.0000 Level 6	80.0000 Level 7	Curve	Coefficients b	m1	m2	%RSD or R^2	
93 Diethylphthalate	1.35345	0.97401	1.21325	1.19789	1.24192	1.14221	1.06283	AVRG		1.16936		10.59759	
94 Fluorene	1.47202	1.07361	1.24382	1.28351	1.28966	1.11095	1.01199	AVRG		1.21222		13.00549	
95 4-Chlorophenyl-phenylether	0.64498	0.50067	0.57161	0.56022	0.55497	0.48856	0.44581	AVRG		0.53812		12.16088	
96 4-Nitroaniline	4478	24372	64228	162100	335661	757533	1483185	QUAD	0.05799	3.14702	0.07466	0.99962	
97 5-Nitro-o-toluidine	+++++	+++++	+++++	+++++	+++++	+++++	+++++	AVRG		0.000e+000		0.000e+000	<-
98 4,6-Dinitro-2-methylphenol	716	5340	16635	57436	152363	407963	895542	QUAD	0.21690	11.74848	-2.18292	0.99905	
99 N-Nitrosodiphenylamine (1)	0.54239	0.40419	0.50425	0.49705	0.53644	0.49021	0.48350	AVRG		0.49400		9.21996	

TestAmerica Pittsburgh

INITIAL CALIBRATION DATA

Start Cal Date : 14-NOV-2007 01:06
End Cal Date : 14-NOV-2007 03:00
Quant Method : ISTD
Origin : Included
Target Version : 4.14
Integrator : HP RTE
Method file : \\PITSVR06\D\chem\71.i\s111307a.b\11b.m
Last Edit : 29-Nov-2007 14:28 bachas

Compound	0.4000000 Level 1	2.0000 Level 2	4.0000 Level 3	10.0000 Level 4	20.0000 Level 5	40.0000 Level 6	80.0000 Level 7	Curve	Coefficients b	m1	m2	%RSD or R^2	
100 1,2-Diphenylhydrazine	0.86250	0.63762	0.78232	0.77405	0.82487	0.75786							
	0.71746							AVRG		0.76524		9.54462	
101 Diphenylamine	+++++	+++++	+++++	+++++	+++++	+++++							
	+++++							AVRG		0.000e+000		0.000e+000	<-
202 N-Nitroso&Diphenylamine	+++++	+++++	+++++	+++++	+++++	+++++							
	+++++							AVRG		0.000e+000		0.000e+000	<-
102 Tetraethyl dithiopyrophosphat	+++++	+++++	+++++	+++++	+++++	+++++							
	+++++							AVRG		0.000e+000		0.000e+000	<-
103 Diallate 1	+++++	+++++	+++++	+++++	+++++	+++++							
	+++++							AVRG		0.000e+000		0.000e+000	<-
M 189 Diallate, Total	+++++	+++++	+++++	+++++	+++++	+++++							
	+++++							AVRG		0.000e+000		0.000e+000	<-
104 Phorate	+++++	+++++	+++++	+++++	+++++	+++++							
	+++++							AVRG		0.000e+000		0.000e+000	<-

TestAmerica Pittsburgh

INITIAL CALIBRATION DATA

Start Cal Date : 14-NOV-2007 01:06
End Cal Date : 14-NOV-2007 03:00
Quant Method : ISTD
Origin : Included
Target Version : 4.14
Integrator : HP RTE
Method file : \\PITSVR06\D\chem\71.i\s111307a.b\llb.m
Last Edit : 29-Nov-2007 14:28 bachas

Compound	0.4000000 Level 1	2.0000 Level 2	4.0000 Level 3	10.0000 Level 4	20.0000 Level 5	40.0000 Level 6	80.0000 Level 7	Curve	Coefficients b	m1	m2	%RSD or R^2	
105 1,3,5-Trinitrobenzene	+++++	+++++	+++++	+++++	+++++	+++++							
	+++++							AVRG		0.000e+000		0.000e+000	<-
106 4-Bromophenyl-phenylether	0.19038	0.14500	0.17983	0.18124	0.18750	0.16918							
	0.16968							AVRG		0.17469		8.79586	
107 Hexachlorobenzene	0.19997	0.15286	0.19329	0.18476	0.19284	0.17673							
	0.17418							AVRG		0.18209		8.72247	
210 Atrazine	0.15915	0.12786	0.16701	0.17030	0.17659	0.15819							
	0.14744							AVRG		0.15808		10.32845	
108 Phenacetin	+++++	+++++	+++++	+++++	+++++	+++++							
	+++++							AVRG		0.000e+000		0.000e+000	<-
109 Diallate 2	+++++	+++++	+++++	+++++	+++++	+++++							
	+++++							AVRG		0.000e+000		0.000e+000	<-
110 Dimethoate	+++++	+++++	+++++	+++++	+++++	+++++							
	+++++							AVRG		0.000e+000		0.000e+000	<-

(1 - 567)

TestAmerica Pittsburgh

INITIAL CALIBRATION DATA

Start Cal Date : 14-NOV-2007 01:06
End Cal Date : 14-NOV-2007 03:00
Quant Method : ISTD
Origin : Included
Target Version : 4.14
Integrator : HP RTE
Method file : \\PITSVR06\D\chem\71.i\s111307a.b\llb.m
Last Edit : 29-Nov-2007 14:28 bachas

Compound	0.4000000 Level 1	2.0000 Level 2	4.0000 Level 3	10.0000 Level 4	20.0000 Level 5	40.0000 Level 6	80.0000 Level 7	Curve	Coefficients b	m1	m2	%RSD or R^2	
111 Pentachlorophenol	14906	32950	125042	231270	370114	584346	1176283	QUAD	0.19256	7.58793	-0.24376	0.99965	
112 Pentachloronitrobenzene	+++++	+++++	+++++	+++++	+++++	+++++	+++++	AVRG		0.000e+000		0.000e+000	<-
113 4-Aminobiphenyl	+++++	+++++	+++++	+++++	+++++	+++++	+++++	AVRG		0.000e+000		0.000e+000	<-
114 Pronamide	+++++	+++++	+++++	+++++	+++++	+++++	+++++	AVRG		0.000e+000		0.000e+000	<-
115 Phenanthrene	1.28457	0.90982	1.06751	1.06678	1.11733	1.02218	1.01475	AVRG		1.06899		10.75346	
116 Anthracene	1.14752	0.82817	1.04611	1.05793	1.12779	1.01518	0.92661	AVRG		1.02133		10.98572	
117 Dinoseb	+++++	+++++	+++++	+++++	+++++	+++++	+++++	AVRG		0.000e+000		0.000e+000	<-

313

C7K020180

TestAmerica Pittsburgh

INITIAL CALIBRATION DATA

Start Cal Date : 14-NOV-2007 01:06
End Cal Date : 14-NOV-2007 03:00
Quant Method : ISTD
Origin : Included
Target Version : 4.14
Integrator : HP RTE
Method file : \\PITSVR06\D\chem\71.i\s111307a.b\llb.m
Last Edit : 29-Nov-2007 14:28 bachas

Compound	0.4000000 Level 1 / 80.0000 Level 7	2.0000 Level 2	4.0000 Level 3	10.0000 Level 4	20.0000 Level 5	40.0000 Level 6	Curve	Coefficients b	Coefficients m1	Coefficients m2	%RSD or R^2	
118 Disulfoton	+++++	+++++	+++++	+++++	+++++	+++++						
	+++++						AVRG		0.000e+000		0.000e+000	<-
119 Carbazole	0.99597	0.79922	0.96979	1.00398	1.03475	0.92351						
	0.85838						AVRG		0.94080		9.08581	
120 Di-n-Butylphthalate	1.10885	0.88601	1.13238	1.22807	1.33504	1.22904						
	0.98375						AVRG		1.12902		13.66592	
121 4-Nitroquinoline 1-oxide	+++++	+++++	+++++	+++++	+++++	+++++						
	+++++						AVRG		0.000e+000		0.000e+000	<-
122 Methapyrilene	+++++	+++++	+++++	+++++	+++++	+++++						
	+++++						AVRG		0.000e+000		0.000e+000	<-
123 Fluoranthene	1.14218	0.90586	1.11920	1.16063	1.22299	1.07476						
	0.95147						AVRG		1.08244		10.61266	
124 Benzidine	7952	41346	162787	440769	893872	2250514						
	4343787						QUAD	0.15737	1.86548	-0.06279	0.99933	

TestAmerica Pittsburgh

INITIAL CALIBRATION DATA

Start Cal Date : 14-NOV-2007 01:06
End Cal Date : 14-NOV-2007 03:00
Quant Method : ISTD
Origin : Included
Target Version : 4.14
Integrator : HP RTE
Method file : \\PITSVR06\D\chem\71.i\s111307a.b\11b.m
Last Edit : 29-Nov-2007 14:28 bachas

Compound	0.4000000 Level 1	2.0000 Level 2	4.0000 Level 3	10.0000 Level 4	20.0000 Level 5	40.0000 Level 6	Curve	Coefficients b	m1	m2	%RSD or R^2	
	80.0000 Level 7											
125 Pyrene	1.25227	0.94493	1.23895	1.20817	1.32073	1.34514						
	1.40568						AVRG		1.24512		11.96044	
126 Aramite 1	+++++	+++++	+++++	+++++	+++++	+++++						
	+++++						AVRG		0.000e+000		0.000e+000	<-
M 191 Aramite, Total	+++++	+++++	+++++	+++++	+++++	+++++						
	+++++						AVRG		0.000e+000		0.000e+000	<-
127 Aramite 2	+++++	+++++	+++++	+++++	+++++	+++++						
	+++++						AVRG		0.000e+000		0.000e+000	<-
128 p-Dimethylamino azobenzene	+++++	+++++	+++++	+++++	+++++	+++++						
	+++++						AVRG		0.000e+000		0.000e+000	<-
129 p-Chlorobenzilate	+++++	+++++	+++++	+++++	+++++	+++++						
	+++++						AVRG		0.000e+000		0.000e+000	<-
130 Famphur	+++++	+++++	+++++	+++++	+++++	+++++						
	+++++						AVRG		0.000e+000		0.000e+000	<-

TestAmerica Pittsburgh

INITIAL CALIBRATION DATA

Start Cal Date : 14-NOV-2007 01:06
End Cal Date : 14-NOV-2007 03:00
Quant Method : ISTD
Origin : Included
Target Version : 4.14
Integrator : HP RTE
Method file : \\PITSVR06\D\chem\71.i\s111307a.b\llb.m
Last Edit : 29-Nov-2007 14:28 bachas

Compound	0.4000000 Level 1	2.0000 Level 2	4.0000 Level 3	10.0000 Level 4	20.0000 Level 5	40.0000 Level 6	80.0000 Level 7	Curve	Coefficients b	Coefficients m1	Coefficients m2	%RSD or R^2	
131 Butylbenzylphthalate	21558	93960	244073	588410	1209712	2621043	4760167	QUAD	0.06715	1.53133	-0.02763	0.99989	
132 3,3'-Dimethylbenzidine	+++++	+++++	+++++	+++++	+++++	+++++	+++++	AVRG		0.000e+000		0.000e+000	<-
133 3,3'-Dimethoxybenzidine	+++++	+++++	+++++	+++++	+++++	+++++	+++++	AVRG		0.000e+000		0.000e+000	<-
134 2-Acetylaminofluorene	+++++	+++++	+++++	+++++	+++++	+++++	+++++	AVRG		0.000e+000		0.000e+000	<-
135 3,3'-Dichlorobenzidine	14183	65826	166555	424401	904183	1901815	3463201	QUAD	0.07596	2.08422	-0.04860	0.99976	
136 Benzo(a)Anthracene	1.32744	0.95157	1.10835	1.16397	1.25488	1.24701	1.27579	AVRG		1.18986		10.73557	
137 Chrysene	1.31692	0.95423	1.20721	1.14236	1.22581	1.17661	1.31290	AVRG		1.19086		10.33126	

TestAmerica Pittsburgh

INITIAL CALIBRATION DATA

Start Cal Date : 14-NOV-2007 01:06
End Cal Date : 14-NOV-2007 03:00
Quant Method : ISTD
Origin : Included
Target Version : 4.14
Integrator : HP RTE
Method file : \\PITSVR06\D\chem\71.i\s111307a.b\llb.m
Last Edit : 29-Nov-2007 14:28 bachas

Compound	0.4000000 Level 1	2.0000 Level 2	4.0000 Level 3	10.0000 Level 4	20.0000 Level 5	40.0000 Level 6	80.0000 Level 7	Curve	Coefficients b	m1	m2	%RSD or R^2	
138 4,4'-Methylene bis(o-chloroan	+++++	+++++	+++++	+++++	+++++	+++++	+++++	AVRG		0.000e+000		0.000e+000	<-
139 bis(2-ethylhexyl)Phthalate	33259	135607	330257	823955	1679739	3548414	6263821	QUAD	0.06110	1.10465	-0.00989	0.99987	
140 Di-n-octylphthalate	47367	205865	531259	1431573	3103999	7002787	10832383	QUAD	0.22309	0.44383	0.04258	0.99704	
141 Benzo(b)fluoranthene	1.44639	1.08518	1.37701	1.30092	1.30676	1.33571	1.13738	AVRG		1.28419		10.02919	
204 6-Methylchrysene	+++++	+++++	+++++	+++++	+++++	+++++	+++++	AVRG		0.000e+000		0.000e+000	<-
142 Benzo(k)fluoranthene	1.52454	1.11320	1.32913	1.40506	1.63240	1.31909	1.18192	AVRG		1.35790		13.39559	
143 7,12-dimethylbenz[a]anthracen	0.57231	0.42242	0.53530	0.55196	0.58403	0.52893	0.46214	AVRG		0.52244		11.32342	

TestAmerica Pittsburgh

INITIAL CALIBRATION DATA

Start Cal Date : 14-NOV-2007 01:06
End Cal Date : 14-NOV-2007 03:00
Quant Method : ISTD
Origin : Included
Target Version : 4.14
Integrator : HP RTE
Method file : \\PITSVR06\D\chem\71.i\s111307a.b\llb.m
Last Edit : 29-Nov-2007 14:28 bachas

Compound	0.4000000 Level 1	2.0000 Level 2	4.0000 Level 3	10.0000 Level 4	20.0000 Level 5	40.0000 Level 6	80.0000 Level 7	Curve	Coefficients b	m1	m2	%RSD or R^2	
144 Hexachlorophene	+++++	+++++	+++++	+++++	+++++	+++++	+++++						
								AVRG		0.000e+000		0.000e+000	<-
145 Hexachlorophene product	+++++	+++++	+++++	+++++	+++++	+++++	+++++						
								AVRG		0.000e+000		0.000e+000	<-
146 Benzo(a)pyrene	1.22747	0.90345	1.14839	1.16832	1.28293	1.21704	1.14145						
								AVRG		1.15558		10.54813	
148 3-Methylcholanthrene	+++++	+++++	+++++	+++++	+++++	+++++	+++++						
								AVRG		0.000e+000		0.000e+000	<-
149 Indeno(1,2,3-cd)pyrene	1.44437	1.09823	1.37977	1.42787	1.54943	1.44092	1.36738						
								AVRG		1.38685		10.11524	
150 Dibenz(a,h)anthracene	1.23587	0.95431	1.21510	1.23711	1.33471	1.23509	1.14534						
								AVRG		1.19393		9.99048	
151 Benzo(g,h,i)perylene	1.30188	0.97400	1.20054	1.25676	1.37302	1.31319	1.29962						
								AVRG		1.24557		10.50941	

TestAmerica Pittsburgh

INITIAL CALIBRATION DATA

Start Cal Date : 14-NOV-2007 01:06
End Cal Date : 14-NOV-2007 03:00
Quant Method : ISTD
Origin : Included
Target Version : 4.14
Integrator : HP RTE
Method file : \\PITSVR06\D\chem\71.i\s111307a.b\11b.m
Last Edit : 29-Nov-2007 14:28 bachas

Compound	0.4000000 Level 1	2.0000 Level 2	4.0000 Level 3	10.0000 Level 4	20.0000 Level 5	40.0000 Level 6	80.0000 Level 7	Curve	Coefficients b	m1	m2	%RSD or R^2	
211 Benzenethiol	+++++	+++++	+++++	+++++	+++++	+++++	+++++	AVRG		0.000e+000		0.000e+000	<-
212 Kepone	+++++	+++++	+++++	+++++	+++++	+++++	+++++	AVRG		0.000e+000		0.000e+000	<-
213 Dibenzo(a,h) acridine	+++++	+++++	+++++	+++++	+++++	+++++	+++++	AVRG		0.000e+000		0.000e+000	<-
214 Methyl parathion	+++++	+++++	+++++	+++++	+++++	+++++	+++++	AVRG		0.000e+000		0.000e+000	<-
215 Parathion	+++++	+++++	+++++	+++++	+++++	+++++	+++++	AVRG		0.000e+000		0.000e+000	<-
216 Isodrin	+++++	+++++	+++++	+++++	+++++	+++++	+++++	AVRG		0.000e+000		0.000e+000	<-
217 Indene	+++++	+++++	+++++	+++++	+++++	+++++	+++++	AVRG		0.000e+000		0.000e+000	<-

TestAmerica Pittsburgh

INITIAL CALIBRATION DATA

Start Cal Date : 14-NOV-2007 01:06
End Cal Date : 14-NOV-2007 03:00
Quant Method : ISTD
Origin : Included
Target Version : 4.14
Integrator : HP RTE
Method file : \\PITSVR06\D\chem\71.i\s111307a.b\11b.m
Last Edit : 29-Nov-2007 14:28 bachas

Compound	0.4000000 Level 1	2.0000 Level 2	4.0000 Level 3	10.0000 Level 4	20.0000 Level 5	40.0000 Level 6	80.0000 Level 7	Curve	Coefficients b	m1	m2	%RSD or R^2	
218 Quinoline	+++++	+++++	+++++	+++++	+++++	+++++	+++++	AVRG		0.000e+000		0.000e+000	<-
219 1,4-Dithiane	+++++	+++++	+++++	+++++	+++++	+++++	+++++	AVRG		0.000e+000		0.000e+000	<-
220 1,4-Oxathiane	+++++	+++++	+++++	+++++	+++++	+++++	+++++	AVRG		0.000e+000		0.000e+000	<-
221 Benzothiazole	+++++	+++++	+++++	+++++	+++++	+++++	+++++	AVRG		0.000e+000		0.000e+000	<-
222 Dimethyl Disulfide	+++++	+++++	+++++	+++++	+++++	+++++	+++++	AVRG		0.000e+000		0.000e+000	<-
223 p-Chlorophenylmethylsulfide	+++++	+++++	+++++	+++++	+++++	+++++	+++++	AVRG		0.000e+000		0.000e+000	<-
224 p-Chlorophenylmethylsulfone	+++++	+++++	+++++	+++++	+++++	+++++	+++++	AVRG		0.000e+000		0.000e+000	<-

(1 - 567)

320

C7K020180

TestAmerica Pittsburgh

INITIAL CALIBRATION DATA

Start Cal Date : 14-NOV-2007 01:06
End Cal Date : 14-NOV-2007 03:00
Quant Method : ISTD
Origin : Included
Target Version : 4.14
Integrator : HP RTE
Method file : \\PITSVR06\D\chem\71.i\s111307a.b\llb.m
Last Edit : 29-Nov-2007 14:28 bachas

Compound	0.4000000 Level 1	2.0000 Level 2	4.0000 Level 3	10.0000 Level 4	20.0000 Level 5	40.0000 Level 6	Curve	Coefficients b	m1	m2	%RSD or R^2	
	80.0000 Level 7											
225 p-Chlorophenylmethylsulfoxide	+++++	+++++	+++++	+++++	+++++	+++++						
	+++++						AVRG		0.000e+000		0.000e+000	<-
$ 154 Nitrobenzene-d5	0.29944	0.22962	0.29073	0.31045	0.34716	0.33422						
	0.31536						AVRG		0.30385		12.51466	
$ 155 2-Fluorobiphenyl	1.40421	1.02078	1.21453	1.17605	1.20521	1.09800						
	1.03549						AVRG		1.16490		11.27328	
$ 156 Terphenyl-d14	0.85015	0.62426	0.81993	0.78035	0.85790	0.85218						
	0.93528						AVRG		0.81715		11.87541	
$ 157 Phenol-d5	1.53139	1.24065	1.42791	1.46692	1.52600	1.43720						
	1.28022						AVRG		1.41576		8.04224	
$ 158 2-Fluorophenol	0.98804	0.83197	1.00801	1.03653	1.09123	1.10680						
	1.03030						AVRG		1.01327		8.93598	

(1 - 567)

321

C7K020180

TestAmerica Pittsburgh

INITIAL CALIBRATION DATA

Start Cal Date : 14-NOV-2007 01:06
End Cal Date : 14-NOV-2007 03:00
Quant Method : ISTD
Origin : Included
Target Version : 4.14
Integrator : HP RTE
Method file : \\PITSVR06\D\chem\71.i\s111307a.b\11b.m
Last Edit : 29-Nov-2007 14:28 bachas

Compound	0.4000000 Level 1	2.0000 Level 2	4.0000 Level 3	10.0000 Level 4	20.0000 Level 5	40.0000 Level 6	Curve	Coefficients b	m1	m2	%RSD or R^2
	80.0000 Level 7										
$ 159 2,4,6-Tribromophenol	2703	12715	34118	81292	168082	379735					
	739318						QUAD	0.04255	11.55662	0.21956	0.99969
$ 186 2-Chlorophenol-d4	1.44388	1.18511	1.30750	1.33141	1.37284	1.27479					
	1.15068						AVRG		1.29517		7.91283
$ 187 1,2-Dichlorobenzene-d4	1.11439	0.86971	0.98537	0.95802	0.98521	0.89110					
	0.79365						AVRG		0.94249		10.91916

TestAmerica Pittsburgh

INITIAL CALIBRATION DATA

Start Cal Date : 14-NOV-2007 01:06
End Cal Date : 14-NOV-2007 03:00
Quant Method : ISTD
Origin : Included
Target Version : 4.14
Integrator : HP RTE
Method file : \\PITSVR06\D\chem\71.i\s111307a.b\11b.m
Last Edit : 29-Nov-2007 14:28 bachas

Curve	Formula	Units
Averaged	Amt = Rsp/m1	Response
Quad	Amt = b + m1*Rsp + m2*Rsp^2	Response

FORM 5
SEMIVOLATILE ORGANIC INSTRUMENT PERFORMANCE CHECK
DECAFLUOROTRIPHENYLPHOSPHINE (DFTPP)

Lab Name: TESTAMERICA PITTSBURGH Contract:

Lab Code: TA Case No.: SAS No.: SDG No.: C7K020180

Lab File ID: B1123DF1 DFTPP Injection Date: 11/23/07

Instrument ID: 71 DFTPP Injection Time: 1216

m/e	ION ABUNDANCE CRITERIA	% RELATIVE ABUNDANCE
51	30.0 - 60.0% of mass 198	41.0
68	Less than 2.0% of mass 69	0.6 (1.4)1
69	Mass 69 relative abundance	41.3
70	Less than 2.0% of mass 69	0.3 (0.8)1
127	40.0 - 60.0% of mass 198	56.3
197	Less than 1.0% of mass 198	0.0
198	Base Peak, 100% relative abundance	100.0
199	5.0 to 9.0% of mass 198	7.0
275	10.0 - 30.0% of mass 198	21.9
365	Greater than 1.0% of mass 198	3.42
441	Present, but less than mass 443	13.9
442	40.0 - 100.0% of mass 198	83.8
443	17.0 - 23.0% of mass 442	16.2 (19.3)2

1-Value is % mass 69 2-Value is % mass 442

THIS CHECK APPLIES TO THE FOLLOWING SAMPLES, MS, MSD, BLANKS, AND STANDARDS:

	EPA SAMPLE NO.	LAB SAMPLE ID	LAB FILE ID	DATE ANALYZED	TIME ANALYZED
01	SSTD4.0	SSTD4.0	S1123CCC	11/23/07	1228
02	INTRA-LAB BL	KAVRF1AA	S1123015	11/23/07	1323
03	INTRA-LAB CH	KAVRF1AC	S1123016	11/23/07	1359
04	FMC-15	KAETX1AU	S1123017	11/23/07	1755
05	FMC-15 MS	KAETX1A2	S1123018	11/23/07	1813
06	FMC-15 MSD	KAETX1A3	S1123019	11/23/07	1831
07	FMC-24	KAEM31AU	S1123020	11/23/07	1849
08	FMC-9	KAERC1AU	S1123021	11/23/07	1907
09	FMC-10	KAERF1AU	S1123022	11/23/07	1926
10	FMC-11	KAERJ1AU	S1123023	11/23/07	1944
11	FMC-12	KAERM1AU	S1123024	11/23/07	2002
12	FMC-13	KAERT1AU	S1123025	11/23/07	2020
13	FMC-14	KAER01AU	S1123026	11/23/07	2038
14	FMC-16	KAET31AU	S1123027	11/23/07	2057
15	FMC-17	KAET71AU	S1123028	11/23/07	2115
16	FMC-18	KAEVC1AU	S1123029	11/23/07	2133
17	FMC-19	KAEVF1AU	S1123030	11/23/07	2151
18	FMC-20	KAEVN1AU	S1123031	11/23/07	2210
19	FMC-21	KAEV01AU	S1123032	11/23/07	2228
20	FMC-22	KAEV31AU	S1123033	11/23/07	2246
21	FMC-23	KAEV91AU	S1123034	11/23/07	2304
22	FMC-3	KAEWD1AU	S1123035	11/23/07	2322

FORM 5
SEMIVOLATILE ORGANIC INSTRUMENT PERFORMANCE CHECK
DECAFLUOROTRIPHENYLPHOSPHINE (DFTPP)

Lab Name: TESTAMERICA PITTSBURGH Contract:

Lab Code: TA Case No.: SAS No.: SDG No.: C7K020180

Lab File ID: B1123DF1 DFTPP Injection Date: 11/23/07

Instrument ID: 71 DFTPP Injection Time: 1216

m/e	ION ABUNDANCE CRITERIA	% RELATIVE ABUNDANCE
51	30.0 - 60.0% of mass 198	41.0
68	Less than 2.0% of mass 69	0.6 (1.4)1
69	Mass 69 relative abundance	41.3
70	Less than 2.0% of mass 69	0.3 (0.8)1
127	40.0 - 60.0% of mass 198	56.3
197	Less than 1.0% of mass 198	0.0
198	Base Peak, 100% relative abundance	100.0
199	5.0 to 9.0% of mass 198	7.0
275	10.0 - 30.0% of mass 198	21.9
365	Greater than 1.0% of mass 198	3.42
441	Present, but less than mass 443	13.9
442	40.0 - 100.0% of mass 198	83.8
443	17.0 - 23.0% of mass 442	16.2 (19.3)2

1-Value is % mass 69 2-Value is % mass 442

THIS CHECK APPLIES TO THE FOLLOWING SAMPLES, MS, MSD, BLANKS, AND STANDARDS:

	EPA SAMPLE NO.	LAB SAMPLE ID	LAB FILE ID	DATE ANALYZED	TIME ANALYZED
01	FMC-4	KAEWN1AU	S1123036	11/23/07	2340
02	FMC-5	KAEWQ1AU	S1123037	11/23/07	2359
03					
04					
05					
06					
07					
08					
09					
10					
11					
12					
13					
14					
15					
16					
17					
18					
19					
20					
21					
22					

TestAmerica Pittsburgh

CONTINUING CALIBRATION COMPOUNDS

Instrument ID: 71.i Injection Date: 23-NOV-2007 12:28
Lab File ID: S1123CCC.D Init. Cal. Date(s): 13-NOV-2007 16-NOV-2007
Analysis Type: Init. Cal. Times: 22:35 16:03
Lab Sample ID: sstd4.0 Quant Type: ISTD
Method: \\PITSVR06\D\chem\71.i\S112307.b\11b.m

COMPOUND	RRF / AMOUNT	RF4	CCAL RRF4	MIN RRF	%D / %DRIFT	MAX %D / %DRIFT	CURVE TYPE	
198 1,4-Dioxane	0.36959	0.38921	0.38921	0.010	-5.30961	25.00000	Averaged	
10 N-Nitrosodimethylamine	0.47111	0.47551	0.47551	0.010	-0.93419	25.00000	Averaged	
9 Pyridine	0.92169	0.84186	0.84186	0.010	8.66179	25.00000	Averaged	
16 Methyl methanesulfonate	0.55547	0.54968	0.54968	0.010	1.04193	25.00000	Averaged	
206 Benzaldehyde	4.00000	3.72268	0.80129	0.010	6.93293	25.00000	Quadratic	
21 Aniline	1.93070	1.95149	1.95149	0.010	-1.07668	25.00000	Averaged	
22 Phenol	1.64754	1.72917	1.72917	0.010	-4.95495	20.00000	Averaged	
23 bis(2-Chloroethyl)ether	1.26894	1.27965	1.27965	0.010	-0.84362	25.00000	Averaged	
24 2-Chlorophenol	1.34863	1.39073	1.39073	0.010	-3.12163	25.00000	Averaged	
26 1,3-Dichlorobenzene	1.60557	1.63693	1.63693	0.010	-1.95354	25.00000	Averaged	
27 1,4-Dichlorobenzene	1.62148	1.66585	1.66585	0.010	-2.73639	20.00000	Averaged	
28 1,2-Dichlorobenzene	1.52751	1.74613	1.74613	0.010	-14.31225	25.00000	Averaged	
29 Benzyl Alcohol	0.72820	0.53501	0.53501	0.010	26.52949	25.00000	Averaged	<-
30 2-Methylphenol	1.23292	1.35598	1.35598	0.010	-9.98119	25.00000	Averaged	
31 2,2'-oxybis(1-Chloropropane	1.83641	1.78149	1.78149	0.010	2.99058	25.00000	Averaged	
37 Acetophenone	1.80878	1.85855	1.85855	0.010	-2.75186	25.00000	Averaged	
32 N-Nitroso-di-n-propylamine	0.88047	0.89838	0.89838	0.050	-2.03342	50.00000	Averaged	
192 4-Methylphenol	1.23956	1.45718	1.45718	0.010	-17.55619	25.00000	Averaged	
34 Hexachloroethane	0.68117	0.70191	0.70191	0.010	-3.04489	25.00000	Averaged	
35 Nitrobenzene	0.31770	0.31288	0.31288	0.010	1.51647	25.00000	Averaged	
41 Isophorone	0.55110	0.53683	0.53683	0.010	2.58907	25.00000	Averaged	
42 2-Nitrophenol	4.00000	3.90848	0.13741	0.010	2.28797	20.00000	Quadratic	
43 2,4-Dimethylphenol	0.30188	0.31008	0.31008	0.010	-2.71683	25.00000	Averaged	
44 bis(2-Chloroethoxy)methane	0.37063	0.36955	0.36955	0.010	0.29311	25.00000	Averaged	
48 2,4-Dichlorophenol	0.24222	0.25598	0.25598	0.010	-5.67915	20.00000	Averaged	
49 Benzoic Acid	4.00000	4.02086	0.12942	0.010	-0.52148	25.00000	Quadratic	
50 1,2,4-Trichlorobenzene	0.29451	0.30121	0.30121	0.010	-2.27670	25.00000	Averaged	
51 Naphthalene	1.04352	1.05288	1.05288	0.010	-0.89693	25.00000	Averaged	
52 4-Chloroaniline	0.37438	0.39091	0.39091	0.010	-4.41743	25.00000	Averaged	
54 2,6-Dichlorophenol	0.24741	0.26299	0.26299	0.010	-6.29811	25.00000	Averaged	
56 Hexachlorobutadiene	0.15068	0.15308	0.15308	0.010	-1.59451	20.00000	Averaged	
208 Caprolactam	4.00000	3.75139	0.08030	0.010	6.21537	25.00000	Quadratic	
59 4-Chloro-3-Methylphenol	0.25958	0.27517	0.27517	0.010	-6.00688	20.00000	Averaged	
62 2-Methylnaphthalene	0.70663	0.73602	0.73602	0.010	-4.15816	25.00000	Averaged	
63 1-Methylnaphthalene	0.68337	0.72575	0.72575	0.010	-6.20225	25.00000	Averaged	
64 Hexachlorocyclopentadiene	0.22588	0.19044	0.19044	0.050	15.69042	50.00000	Averaged	
66 2,4,6-Trichlorophenol	0.27814	0.27261	0.27261	0.010	1.99144	20.00000	Averaged	
67 2,4,5-Trichlorophenol	4.00000	3.87805	0.29938	0.010	3.04876	25.00000	Quadratic	
209 1,1'-Biphenyl	1.34856	1.35655	1.35655	0.010	-0.59222	25.00000	Averaged	
70 2-Chloronaphthalene	1.03057	1.03575	1.03575	0.010	-0.50246	25.00000	Averaged	
73 2-Nitroaniline	4.00000	3.85207	0.24517	0.010	3.69822	25.00000	Quadratic	
76 Dimethylphthalate	1.07839	1.07050	1.07050	0.010	0.73121	25.00000	Averaged	

TestAmerica Pittsburgh

CONTINUING CALIBRATION COMPOUNDS

Instrument ID: 71.i Injection Date: 23-NOV-2007 12:28
Lab File ID: S1123CCC.D Init. Cal. Date(s): 13-NOV-2007 16-NOV-2007
Analysis Type: Init. Cal. Times: 22:35 16:03
Lab Sample ID: sstd4.0 Quant Type: ISTD
Method: \\PITSVR06\D\chem\71.i\S112307.b\11b.m

COMPOUND	RRF / AMOUNT	RF4	CCAL RRF4	MIN RRF	%D / %DRIFT	MAX %D / %DRIFT	CURVE TYPE	
78 2,6-Dinitrotoluene	4.00000	4.09570	0.19580	0.010	-2.39255	25.00000	Quadratic	
79 Acenaphthylene	1.60502	1.60208	1.60208	0.010	0.18338	25.00000	Averaged	
81 3-Nitroaniline	4.00000	4.33412	0.26886	0.010	-8.35311	25.00000	Quadratic	
82 Acenaphthene	1.09098	1.10390	1.10390	0.010	-1.18419	20.00000	Averaged	
83 2,4-Dinitrophenol	10.00000	13.26636	0.09205	0.050	-32.66363	25.00000	Quadratic	<-
85 4-Nitrophenol	10.00000	12.18855	0.18035	0.050	-21.88554	25.00000	Quadratic	
86 Dibenzofuran	1.52662	1.60239	1.60239	0.010	-4.96337	25.00000	Averaged	
87 2,4-Dinitrotoluene	4.00000	4.49482	0.29639	0.010	-12.37045	25.00000	Quadratic	
92 2-Naphthylamine	4.00000	3.72534	0.81774	0.010	6.86654	25.00000	Quadratic	
91 2,3,5,6-Tetrachlorophenol	4.00000	3.80220	0.22170	0.010	4.94511	25.00000	Quadratic	
88 2,3,4,6-Tetrachlorophenol	0.23770	0.26292	0.26292	0.010	-10.60937	25.00000	Averaged	
93 Diethylphthalate	1.16936	1.40728	1.40728	0.010	-20.34572	25.00000	Averaged	
94 Fluorene	1.21222	1.29619	1.29619	0.010	-6.92643	25.00000	Averaged	
95 4-Chlorophenyl-phenylether	0.53812	0.57792	0.57792	0.010	-7.39702	25.00000	Averaged	
96 4-Nitroaniline	4.00000	4.39698	0.31129	0.010	-9.92446	25.00000	Quadratic	
98 4,6-Dinitro-2-methylphenol	4.00000	4.35824	0.05611	0.010	-8.95609	25.00000	Quadratic	
99 N-Nitrosodiphenylamine (1)	0.49400	0.50274	0.50274	0.010	-1.76827	20.00000	Averaged	
100 1,2-Diphenylhydrazine	0.76524	0.74790	0.74790	0.010	2.26589	25.00000	Averaged	
106 4-Bromophenyl-phenylether	0.17469	0.17112	0.17112	0.010	2.03908	25.00000	Averaged	
107 Hexachlorobenzene	0.18209	0.18278	0.18278	0.010	-0.38140	25.00000	Averaged	
210 Atrazine	0.15808	0.15087	0.15087	0.010	4.55874	25.00000	Averaged	
111 Pentachlorophenol	10.00000	10.30320	0.11602	0.010	-3.03202	20.00000	Quadratic	
115 Phenanthrene	1.06899	1.08420	1.08420	0.010	-1.42239	25.00000	Averaged	
116 Anthracene	1.02133	1.07419	1.07419	0.010	-5.17523	25.00000	Averaged	
119 Carbazole	0.94080	1.02781	1.02781	0.010	-9.24920	25.00000	Averaged	
120 Di-n-Butylphthalate	1.12902	1.14339	1.14339	0.010	-1.27329	25.00000	Averaged	
123 Fluoranthene	1.08244	1.11866	1.11866	0.010	-3.34566	20.00000	Averaged	
124 Benzidine	4.00000	3.10740	0.24876	0.010	22.31488	25.00000	Quadratic	
125 Pyrene	1.24512	1.23245	1.23245	0.010	1.01752	25.00000	Averaged	
131 Butylbenzylphthalate	4.00000	3.97617	0.56431	0.010	0.59584	25.00000	Quadratic	
135 3,3'-Dichlorobenzidine	4.00000	3.91174	0.39817	0.010	2.20644	25.00000	Quadratic	
136 Benzo(a)Anthracene	1.18986	1.13816	1.13816	0.010	4.34459	25.00000	Averaged	
137 Chrysene	1.19086	1.19901	1.19901	0.010	-0.68368	25.00000	Averaged	
139 bis(2-ethylhexyl)Phthalate	4.00000	4.07660	0.81495	0.010	-1.91497	25.00000	Quadratic	
140 Di-n-octylphthalate	4.00000	3.99241	1.17711	0.010	0.18969	20.00000	Quadratic	
141 Benzo(b)fluoranthene	1.28419	1.22159	1.22159	0.010	4.87462	25.00000	Averaged	
142 Benzo(k)fluoranthene	1.35790	1.48661	1.48661	0.010	-9.47852	25.00000	Averaged	
143 7,12-dimethylbenz[a]anthrac	0.52244	0.55359	0.55359	0.010	-5.96106	25.00000	Averaged	
146 Benzo(a)pyrene	1.15558	1.13518	1.13518	0.010	1.76540	20.00000	Averaged	
149 Indeno(1,2,3-cd)pyrene	1.38685	1.44417	1.44417	0.010	-4.13289	25.00000	Averaged	
150 Dibenz(a,h)anthracene	1.19393	1.24186	1.24186	0.010	-4.01419	25.00000	Averaged	
151 Benzo(g,h,i)perylene	1.24557	1.27195	1.27195	0.010	-2.11747	25.00000	Averaged	

TestAmerica Pittsburgh

CONTINUING CALIBRATION COMPOUNDS

Instrument ID: 71.i
Lab File ID: S1123CCC.D
Analysis Type:
Lab Sample ID: sstd4.0
Method: \\PITSVR06\D\chem\71.i\S112307.b\llb.m

Injection Date: 23-NOV-2007 12:28
Init. Cal. Date(s): 13-NOV-2007 16-NOV-2007
Init. Cal. Times: 22:35 16:03
Quant Type: ISTD

COMPOUND	RRF / AMOUNT	RF4	CCAL RRF4	MIN RRF	%D / %DRIFT	MAX %D / %DRIFT	CURVE TYPE
$ 154 Nitrobenzene-d5	0.30385	0.31295	0.31295	0.010	-2.99264	25.00000	Averaged
$ 155 2-Fluorobiphenyl	1.16490	1.15404	1.15404	0.010	0.93212	25.00000	Averaged
$ 156 Terphenyl-d14	0.81715	0.82202	0.82202	0.010	-0.59656	25.00000	Averaged
$ 157 Phenol-d5	1.41576	1.49666	1.49666	0.010	-5.71468	25.00000	Averaged
$ 158 2-Fluorophenol	1.01327	1.04325	1.04325	0.010	-2.95927	25.00000	Averaged
$ 159 2,4,6-Tribromophenol	4.00000	3.72512	0.07317	0.010	6.87191	25.00000	Quadratic
$ 186 2-Chlorophenol-d4	1.29517	1.33574	1.33574	0.010	-3.13216	25.00000	Averaged
$ 187 1,2-Dichlorobenzene-d4	0.94249	1.02646	1.02646	0.010	-8.90879	25.00000	Averaged

FORM 5
SEMIVOLATILE ORGANIC INSTRUMENT PERFORMANCE CHECK
DECAFLUOROTRIPHENYLPHOSPHINE (DFTPP)

Lab Name: TESTAMERICA PITTSBURGH Contract:

Lab Code: TA Case No.: SAS No.: SDG No.: C7K020180

Lab File ID: B1127DF2 DFTPP Injection Date: 11/27/07

Instrument ID: 71 DFTPP Injection Time: 1217

m/e	ION ABUNDANCE CRITERIA	% RELATIVE ABUNDANCE
51	30.0 - 60.0% of mass 198	39.3
68	Less than 2.0% of mass 69	0.0 (0.0)1
69	Mass 69 relative abundance	39.9
70	Less than 2.0% of mass 69	0.2 (0.5)1
127	40.0 - 60.0% of mass 198	53.8
197	Less than 1.0% of mass 198	0.4
198	Base Peak, 100% relative abundance	100.0
199	5.0 to 9.0% of mass 198	6.9
275	10.0 - 30.0% of mass 198	20.2
365	Greater than 1.0% of mass 198	2.88
441	Present, but less than mass 443	11.7
442	40.0 - 100.0% of mass 198	69.9
443	17.0 - 23.0% of mass 442	13.2 (18.9)2

1-Value is % mass 69 2-Value is % mass 442

THIS CHECK APPLIES TO THE FOLLOWING SAMPLES, MS, MSD, BLANKS, AND STANDARDS:

	EPA SAMPLE NO.	LAB SAMPLE ID	LAB FILE ID	DATE ANALYZED	TIME ANALYZED
01	SSTD4.0	SSTD4.0	S1127CCC	11/27/07	1230
02	FMC-6	KAEWX1AU	S1127002	11/27/07	1651
03					
04					
05					
06					
07					
08					
09					
10					
11					
12					
13					
14					
15					
16					
17					
18					
19					
20					
21					
22					

TestAmerica Pittsburgh

CONTINUING CALIBRATION COMPOUNDS

Instrument ID: 71.i
Lab File ID: S1127CCC.D
Analysis Type:
Lab Sample ID: sstd4.0
Method: \\PITSVR06\D\chem\71.i\s112707.b\llb.m

Injection Date: 27-NOV-2007 12:30
Init. Cal. Date(s): 13-NOV-2007 16-NOV-2007
Init. Cal. Times: 22:35 16:03
Quant Type: ISTD

COMPOUND	RRF / AMOUNT	RF4	CCAL RRF4	MIN RRF	%D / %DRIFT	MAX %D / %DRIFT	CURVE TYPE
198 1,4-Dioxane	0.36959	0.38494	0.38494	0.010	-4.15350	25.00000	Averaged
10 N-Nitrosodimethylamine	0.47111	0.47464	0.47464	0.010	-0.75002	25.00000	Averaged
9 Pyridine	0.92169	0.86400	0.86400	0.010	6.25888	25.00000	Averaged
16 Methyl methanesulfonate	0.55547	0.54344	0.54344	0.010	2.16435	25.00000	Averaged
206 Benzaldehyde	4.00000	3.83343	0.83743	0.010	4.16427	25.00000	Quadratic
21 Aniline	1.93070	1.92941	1.92941	0.010	0.06668	25.00000	Averaged
22 Phenol	1.64754	1.79604	1.79604	0.010	-9.01359	20.00000	Averaged
23 bis(2-Chloroethyl)ether	1.26894	1.22271	1.22271	0.010	3.64333	25.00000	Averaged
24 2-Chlorophenol	1.34863	1.43115	1.43115	0.010	-6.11829	25.00000	Averaged
26 1,3-Dichlorobenzene	1.60557	1.60011	1.60011	0.010	0.33959	25.00000	Averaged
27 1,4-Dichlorobenzene	1.62148	1.64061	1.64061	0.010	-1.17977	20.00000	Averaged
28 1,2-Dichlorobenzene	1.52751	1.76792	1.76792	0.010	-15.73867	25.00000	Averaged
29 Benzyl Alcohol	0.72820	0.77688	0.77688	0.010	-6.68483	25.00000	Averaged
30 2-Methylphenol	1.23292	1.45380	1.45380	0.010	-17.91549	25.00000	Averaged
31 2,2'-oxybis(1-Chloropropane	1.83641	1.73553	1.73553	0.010	5.49325	25.00000	Averaged
37 Acetophenone	1.80878	1.88825	1.88825	0.010	-4.39397	25.00000	Averaged
32 N-Nitroso-di-n-propylamine	0.88047	0.93540	0.93540	0.050	-6.23780	50.00000	Averaged
192 4-Methylphenol	1.23956	1.43117	1.43117	0.010	-15.45779	25.00000	Averaged
34 Hexachloroethane	0.68117	0.68993	0.68993	0.010	-1.28578	25.00000	Averaged
35 Nitrobenzene	0.31770	0.33228	0.33228	0.010	-4.58995	25.00000	Averaged
41 Isophorone	0.55110	0.54882	0.54882	0.010	0.41248	25.00000	Averaged
42 2-Nitrophenol	4.00000	4.37229	0.15799	0.010	-9.30728	20.00000	Quadratic
43 2,4-Dimethylphenol	0.30188	0.32174	0.32174	0.010	-6.58041	25.00000	Averaged
44 bis(2-Chloroethoxy)methane	0.37063	0.37593	0.37593	0.010	-1.43036	25.00000	Averaged
48 2,4-Dichlorophenol	0.24222	0.27201	0.27201	0.010	-12.29852	20.00000	Averaged
49 Benzoic Acid	4.00000	4.21294	0.13922	0.010	-5.32350	25.00000	Quadratic
50 1,2,4-Trichlorobenzene	0.29451	0.30302	0.30302	0.010	-2.88843	25.00000	Averaged
51 Naphthalene	1.04352	1.06353	1.06353	0.010	-1.91696	25.00000	Averaged
52 4-Chloroaniline	0.37438	0.39336	0.39336	0.010	-5.07058	25.00000	Averaged
54 2,6-Dichlorophenol	0.24741	0.27492	0.27492	0.010	-11.12119	25.00000	Averaged
56 Hexachlorobutadiene	0.15068	0.15529	0.15529	0.010	-3.06119	20.00000	Averaged
208 Caprolactam	4.00000	3.90117	0.08417	0.010	2.47078	25.00000	Quadratic
59 4-Chloro-3-Methylphenol	0.25958	0.28325	0.28325	0.010	-9.11861	20.00000	Averaged
62 2-Methylnaphthalene	0.70663	0.74440	0.74440	0.010	-5.34419	25.00000	Averaged
63 1-Methylnaphthalene	0.68337	0.71960	0.71960	0.010	-5.30201	25.00000	Averaged
64 Hexachlorocyclopentadiene	0.22588	0.16267	0.16267	0.050	27.98198	50.00000	Averaged
66 2,4,6-Trichlorophenol	0.27814	0.30291	0.30291	0.010	-8.90432	20.00000	Averaged
67 2,4,5-Trichlorophenol	4.00000	4.32138	0.33805	0.010	-8.03455	25.00000	Quadratic
209 1,1'-Biphenyl	1.34856	1.40712	1.40712	0.010	-4.34219	25.00000	Averaged
70 2-Chloronaphthalene	1.03057	1.09870	1.09870	0.010	-6.61019	25.00000	Averaged
73 2-Nitroaniline	4.00000	4.17537	0.26971	0.010	-4.38423	25.00000	Quadratic
76 Dimethylphthalate	1.07839	1.06211	1.06211	0.010	1.50930	25.00000	Averaged

TestAmerica Pittsburgh

CONTINUING CALIBRATION COMPOUNDS

Instrument ID: 71.i Injection Date: 27-NOV-2007 12:30
Lab File ID: S1127CCC.D Init. Cal. Date(s): 13-NOV-2007 16-NOV-2007
Analysis Type: Init. Cal. Times: 22:35 16:03
Lab Sample ID: sstd4.0 Quant Type: ISTD
Method: \\PITSVR06\D\chem\71.i\s112707.b\llb.m

COMPOUND	RRF / AMOUNT	RF4	CCAL RRF4	MIN RRF	%D / %DRIFT	MAX %D / %DRIFT	CURVE TYPE	
78 2,6-Dinitrotoluene	4.00000	4.27575	0.20672	0.010	-6.89370	25.00000	Quadratic	
79 Acenaphthylene	1.60502	1.69430	1.69430	0.010	-5.56265	25.00000	Averaged	
81 3-Nitroaniline	4.00000	4.55873	0.28545	0.010	-13.96832	25.00000	Quadratic	
82 Acenaphthene	1.09098	1.11909	1.11909	0.010	-2.57656	20.00000	Averaged	
83 2,4-Dinitrophenol	10.00000	13.17107	0.09110	0.050	31.71071	25.00000	Quadratic	<-
85 4-Nitrophenol	10.00000	11.66209	0.17139	0.050	-16.62087	25.00000	Quadratic	
86 Dibenzofuran	1.52662	1.59875	1.59875	0.010	-4.72442	25.00000	Averaged	
87 2,4-Dinitrotoluene	4.00000	4.51944	0.29830	0.010	-12.98601	25.00000	Quadratic	
92 2-Naphthylamine	4.00000	3.65306	0.80210	0.010	8.67362	25.00000	Quadratic	
91 2,3,5,6-Tetrachlorophenol	4.00000	4.22735	0.24908	0.010	-5.68381	25.00000	Quadratic	
88 2,3,4,6-Tetrachlorophenol	0.23770	0.25499	0.25499	0.010	-7.27433	25.00000	Averaged	
93 Diethylphthalate	1.16936	1.21623	1.21623	0.010	-4.00770	25.00000	Averaged	
94 Fluorene	1.21222	1.28959	1.28959	0.010	-6.38257	25.00000	Averaged	
95 4-Chlorophenyl-phenylether	0.53812	0.57053	0.57053	0.010	-6.02344	25.00000	Averaged	
96 4-Nitroaniline	4.00000	4.25842	0.30037	0.010	-6.46045	25.00000	Quadratic	
98 4,6-Dinitro-2-methylphenol	4.00000	4.65427	0.06248	0.010	-16.35687	25.00000	Quadratic	
99 N-Nitrosodiphenylamine (1)	0.49400	0.50915	0.50915	0.010	-3.06536	20.00000	Averaged	
100 1,2-Diphenylhydrazine	0.76524	0.76445	0.76445	0.010	0.10323	25.00000	Averaged	
106 4-Bromophenyl-phenylether	0.17469	0.17832	0.17832	0.010	-2.08298	25.00000	Averaged	
107 Hexachlorobenzene	0.18209	0.18524	0.18524	0.010	-1.73259	25.00000	Averaged	
210 Atrazine	0.15808	0.16585	0.16585	0.010	-4.91425	25.00000	Averaged	
111 Pentachlorophenol	10.00000	10.96385	0.12481	0.010	-9.63854	20.00000	Quadratic	
115 Phenanthrene	1.06899	1.07106	1.07106	0.010	-0.19338	25.00000	Averaged	
116 Anthracene	1.02133	1.08225	1.08225	0.010	-5.96433	25.00000	Averaged	
119 Carbazole	0.94080	0.96233	0.96233	0.010	-2.28861	25.00000	Averaged	
120 Di-n-Butylphthalate	1.12902	1.23317	1.23317	0.010	-9.22468	25.00000	Averaged	
123 Fluoranthene	1.08244	1.11823	1.11823	0.010	-3.30611	20.00000	Averaged	
124 Benzidine	4.00000	4.82129	0.48130	0.010	-20.53236	25.00000	Quadratic	
125 Pyrene	1.24512	1.38917	1.38917	0.010	-11.56922	25.00000	Averaged	
131 Butylbenzylphthalate	4.00000	4.57062	0.66245	0.010	-14.26540	25.00000	Quadratic	
135 3,3'-Dichlorobenzidine	4.00000	4.19618	0.43262	0.010	-4.90447	25.00000	Quadratic	
136 Benzo(a)Anthracene	1.18986	1.16174	1.16174	0.010	2.36289	25.00000	Averaged	
137 Chrysene	1.19086	1.17711	1.17711	0.010	1.15482	25.00000	Averaged	
139 bis(2-ethylhexyl)Phthalate	4.00000	4.66453	0.94906	0.010	-16.61336	25.00000	Quadratic	
140 Di-n-octylphthalate	4.00000	4.71832	1.53887	0.010	-17.95790	20.00000	Quadratic	
141 Benzo(b)fluoranthene	1.28419	1.26327	1.26327	0.010	1.62926	25.00000	Averaged	
142 Benzo(k)fluoranthene	1.35790	1.46121	1.46121	0.010	-7.60755	25.00000	Averaged	
143 7,12-dimethylbenz[a]anthrac	0.52244	0.60249	0.60249	0.010	-15.32163	25.00000	Averaged	
146 Benzo(a)pyrene	1.15558	1.14700	1.14700	0.010	0.74274	20.00000	Averaged	
149 Indeno(1,2,3-cd)pyrene	1.38685	1.32206	1.32206	0.010	4.67168	25.00000	Averaged	
150 Dibenz(a,h)anthracene	1.19393	1.12424	1.12424	0.010	5.83730	25.00000	Averaged	
151 Benzo(g,h,i)perylene	1.24557	1.12821	1.12821	0.010	9.42259	25.00000	Averaged	

TestAmerica Pittsburgh

CONTINUING CALIBRATION COMPOUNDS

Instrument ID: 71.i Injection Date: 27-NOV-2007 12:30
Lab File ID: S1127CCC.D Init. Cal. Date(s): 13-NOV-2007 16-NOV-2007
Analysis Type: Init. Cal. Times: 22:35 16:03
Lab Sample ID: sstd4.0 Quant Type: ISTD
Method: \\PITSVR06\D\chem\71.i\s112707.b\llb.m

COMPOUND	RRF / AMOUNT	RF4	CCAL RRF4	MIN RRF	%D / %DRIFT	MAX %D / %DRIFT	CURVE TYPE
$ 154 Nitrobenzene-d5	0.30385	0.32444	0.32444	0.010	-6.77377	25.00000	Averaged
$ 155 2-Fluorobiphenyl	1.16490	1.17925	1.17925	0.010	-1.23269	25.00000	Averaged
$ 156 Terphenyl-d14	0.81715	0.85987	0.85987	0.010	-5.22749	25.00000	Averaged
$ 157 Phenol-d5	1.41576	1.54542	1.54542	0.010	-9.15858	25.00000	Averaged
$ 158 2-Fluorophenol	1.01327	1.06017	1.06017	0.010	-4.62861	25.00000	Averaged
$ 159 2,4,6-Tribromophenol	4.00000	4.24636	0.08443	0.010	-6.15889	25.00000	Quadratic
$ 186 2-Chlorophenol-d4	1.29517	1.39213	1.39213	0.010	-7.48643	25.00000	Averaged
$ 187 1,2-Dichlorobenzene-d4	0.94249	1.02767	1.02767	0.010	-9.03736	25.00000	Averaged

FORM 8
SEMIVOLATILE INTERNAL STANDARD AREA AND RT SUMMARY

Lab Name: TESTAMERICA PITTSBURGH Contract:

Lab Code: TA Case No.: SAS No.: SDG No.: C7K020180

Lab File ID (Standard): S1123CCC Date Analyzed: 11/23/07

Instrument ID: 71 Time Analyzed: 1228

		IS1 (DCB) AREA #	RT #	IS2 (NPT) AREA #	RT #	IS3 (ANT) AREA #	RT #
	12 HOUR STD	149327	4.26	701673	5.22	461935	6.55
	UPPER LIMIT	298654	4.76	1403346	5.72	923870	7.05
	LOWER LIMIT	74664	3.76	350837	4.72	230968	6.05
	CLIENT SAMPLE NO.						
01	INTRA-LAB BL	143090	4.26	688023	5.22	453193	6.55
02	INTRA-LAB CH	142319	4.26	667258	5.23	463475	6.56
03	FMC-15	135760	4.26	604338	5.23	402286	6.55
04	FMC-15 MS	134850	4.26	621051	5.22	421781	6.55
05	FMC-15 MSD	150961	4.26	672146	5.23	464165	6.55
06	FMC-24	137914	4.26	644466	5.22	433775	6.55
07	FMC-9	146394	4.26	634076	5.22	449295	6.55
08	FMC-10	142146	4.26	636738	5.22	443184	6.55
09	FMC-11	169479	4.26	732917	5.22	485518	6.55
10	FMC-12	146132	4.26	645825	5.23	437360	6.55
11	FMC-13	178425	4.26	807267	5.22	541558	6.55
12	FMC-14	170746	4.26	766251	5.22	483802	6.55
13	FMC-16	169799	4.26	757943	5.22	504142	6.55
14	FMC-17	141402	4.26	621440	5.22	405901	6.55
15	FMC-18	185689	4.26	826951	5.22	552550	6.55
16	FMC-19	175307	4.26	768867	5.22	505894	6.55
17	FMC-20	180060	4.26	815338	5.22	533313	6.55
18	FMC-21	186806	4.26	825012	5.23	535568	6.55
19	FMC-22	182961	4.26	819489	5.22	536065	6.55
20	FMC-23	166673	4.26	750512	5.22	485800	6.55
21	FMC-3	161937	4.26	708174	5.22	464609	6.55
22	FMC-4	175133	4.26	794239	5.22	535592	6.55

IS1 (DCB) = 1,4-Dichlorobenzene-d4
IS2 (NPT) = Naphthalene-d8
IS3 (ANT) = Acenaphthene-d10

AREA UPPER LIMIT = +100% of internal standard area
AREA LOWER LIMIT = - 50% of internal standard area
RT UPPER LIMIT = + 0.50 minutes of internal standard RT
RT LOWER LIMIT = - 0.50 minutes of internal standard RT

Column used to flag internal standard area values with an asterisk.
* Values outside of QC limits.

FORM 8
SEMIVOLATILE INTERNAL STANDARD AREA AND RT SUMMARY

Lab Name: TESTAMERICA PITTSBURGH Contract:

Lab Code: TA Case No.: SAS No.: SDG No.: C7K020180

Lab File ID (Standard): S1123CCC Date Analyzed: 11/23/07

Instrument ID: 71 Time Analyzed: 1228

		IS1 (DCB) AREA #	RT #	IS2 (NPT) AREA #	RT #	IS3 (ANT) AREA #	RT #
	12 HOUR STD	149327	4.26	701673	5.22	461935	6.55
	UPPER LIMIT	298654	4.76	1403346	5.72	923870	7.05
	LOWER LIMIT	74664	3.76	350837	4.72	230968	6.05
	CLIENT SAMPLE NO.						
01	FMC-5	174125	4.26	784701	5.22	515550	6.55
02							
03							
04							
05							
06							
07							
08							
09							
10							
11							
12							
13							
14							
15							
16							
17							
18							
19							
20							
21							
22							

IS1 (DCB) = 1,4-Dichlorobenzene-d4
IS2 (NPT) = Naphthalene-d8
IS3 (ANT) = Acenaphthene-d10

AREA UPPER LIMIT = +100% of internal standard area
AREA LOWER LIMIT = - 50% of internal standard area
RT UPPER LIMIT = + 0.50 minutes of internal standard RT
RT LOWER LIMIT = - 0.50 minutes of internal standard RT

Column used to flag internal standard area values with an asterisk.
* Values outside of QC limits.

FORM 8
SEMIVOLATILE INTERNAL STANDARD AREA AND RT SUMMARY

Lab Name: TESTAMERICA PITTSBURGH Contract:

Lab Code: TA Case No.: SAS No.: SDG No.: C7K020180

Lab File ID (Standard): S1123CCC Date Analyzed: 11/23/07

Instrument ID: 71 Time Analyzed: 1228

		IS4(PHN) AREA	#	RT	#	IS5(CRY) AREA	#	RT	#	IS6(PRY) AREA	#	RT	#
	12 HOUR STD	865736		7.68		838600		9.68		957039		10.86	
	UPPER LIMIT	1731472		8.18		1677200		10.18		1914078		11.36	
	LOWER LIMIT	432868		7.18		419300		9.18		478520		10.36	
	CLIENT SAMPLE NO.												
01	INTRA-LAB BL	841985		7.68		790994		9.68		920638		10.86	
02	INTRA-LAB CH	857254		7.68		756354		9.68		872334		10.86	
03	FMC-15	752633		7.68		770703		9.69		884441		10.87	
04	FMC-15 MS	795979		7.68		665347		9.69		910026		10.87	
05	FMC-15 MSD	871583		7.68		713030		9.69		950681		10.87	
06	FMC-24	819022		7.68		845233		9.68		1008927		10.87	
07	FMC-9	861842		7.68		885191		9.68		1088533		10.86	
08	FMC-10	825156		7.68		819006		9.69		1007425		10.87	
09	FMC-11	888560		7.68		830352		9.68		1027152		10.87	
10	FMC-12	837700		7.68		884965		9.69		1082880		10.87	
11	FMC-13	955801		7.67		926807		9.68		1119258		10.86	
12	FMC-14	878977		7.68		839291		9.68		1022633		10.87	
13	FMC-16	885472		7.67		861764		9.68		1065066		10.86	
14	FMC-17	816012		7.67		825741		9.68		1059676		10.86	
15	FMC-18	977994		7.68		912174		9.68		1117341		10.87	
16	FMC-19	910712		7.68		877083		9.68		1084304		10.87	
17	FMC-20	934226		7.68		916129		9.68		1145008		10.86	
18	FMC-21	929616		7.68		877057		9.69		1112154		10.87	
19	FMC-22	957914		7.68		910061		9.68		1145459		10.86	
20	FMC-23	883090		7.68		859302		9.69		1095254		10.87	
21	FMC-3	834382		7.68		867222		9.68		1100400		10.87	
22	FMC-4	934439		7.67		942497		9.68		1192122		10.86	

IS4 (PHN) = Phenanthrene-d10
IS5 (CRY) = Chrysene-d12
IS6 (PRY) = Perylene-d12

AREA UPPER LIMIT = +100% of internal standard area
AREA LOWER LIMIT = - 50% of internal standard area
RT UPPER LIMIT = + 0.50 minutes of internal standard RT
RT LOWER LIMIT = - 0.50 minutes of internal standard RT

Column used to flag internal standard area values with an asterisk.
* Values outside of QC limits.

FORM 8
SEMIVOLATILE INTERNAL STANDARD AREA AND RT SUMMARY

Lab Name: TESTAMERICA PITTSBURGH Contract:

Lab Code: TA Case No.: SAS No.: SDG No.: C7K020180

Lab File ID (Standard): S1123CCC Date Analyzed: 11/23/07

Instrument ID: 71 Time Analyzed: 1228

		IS4 (PHN) AREA	#	RT	#	IS5 (CRY) AREA	#	RT	#	IS6 (PRY) AREA	#	RT	#
	12 HOUR STD	865736		7.68		838600		9.68		957039		10.86	
	UPPER LIMIT	1731472		8.18		1677200		10.18		1914078		11.36	
	LOWER LIMIT	432868		7.18		419300		9.18		478520		10.36	
	CLIENT SAMPLE NO.												
01	FMC-5	936566		7.67		921570		9.68		1174290		10.86	
02													
03													
04													
05													
06													
07													
08													
09													
10													
11													
12													
13													
14													
15													
16													
17													
18													
19													
20													
21													
22													

IS4 (PHN) = Phenanthrene-d10
IS5 (CRY) = Chrysene-d12
IS6 (PRY) = Perylene-d12

AREA UPPER LIMIT = +100% of internal standard area
AREA LOWER LIMIT = - 50% of internal standard area
RT UPPER LIMIT = + 0.50 minutes of internal standard RT
RT LOWER LIMIT = - 0.50 minutes of internal standard RT

Column used to flag internal standard area values with an asterisk.
* Values outside of QC limits.

FORM 8
SEMIVOLATILE INTERNAL STANDARD AREA AND RT SUMMARY

Lab Name: TESTAMERICA PITTSBURGH Contract:

Lab Code: TA Case No.: SAS No.: SDG No.: C7K020180

Lab File ID (Standard): S1127CCC Date Analyzed: 11/27/07

Instrument ID: 71 Time Analyzed: 1230

		IS1 (DCB) AREA #	RT #	IS2 (NPT) AREA #	RT #	IS3 (ANT) AREA #	RT #
	12 HOUR STD	201117	4.25	918605	5.21	581642	6.54
	UPPER LIMIT	402234	4.75	1837210	5.71	1163284	7.04
	LOWER LIMIT	100559	3.75	459303	4.71	290821	6.04
	CLIENT SAMPLE NO.						
01	FMC-6	195729	4.25	845538	5.21	540047	6.53
02							
03							
04							
05							
06							
07							
08							
09							
10							
11							
12							
13							
14							
15							
16							
17							
18							
19							
20							
21							
22							

IS1 (DCB) = 1,4-Dichlorobenzene-d4
IS2 (NPT) = Naphthalene-d8
IS3 (ANT) = Acenaphthene-d10

AREA UPPER LIMIT = +100% of internal standard area
AREA LOWER LIMIT = - 50% of internal standard area
RT UPPER LIMIT = + 0.50 minutes of internal standard RT
RT LOWER LIMIT = - 0.50 minutes of internal standard RT

Column used to flag internal standard area values with an asterisk.
* Values outside of QC limits.

FORM 8
SEMIVOLATILE INTERNAL STANDARD AREA AND RT SUMMARY

Lab Name: TESTAMERICA PITTSBURGH Contract:

Lab Code: TA Case No.: SAS No.: SDG No.: C7K020180

Lab File ID (Standard): S1127CCC Date Analyzed: 11/27/07

Instrument ID: 71 Time Analyzed: 1230

		IS4 (PHN) AREA #	RT #	IS5 (CRY) AREA #	RT #	IS6 (PRY) AREA #	RT #
	12 HOUR STD	1044927	7.67	871005	9.67	913140	10.85
	UPPER LIMIT	2089854	8.17	1742010	10.17	1826280	11.35
	LOWER LIMIT	522464	7.17	435503	9.17	456570	10.35
	CLIENT SAMPLE NO.						
01	FMC-6	909834	7.66	731616	9.67	799851	10.84
02							
03							
04							
05							
06							
07							
08							
09							
10							
11							
12							
13							
14							
15							
16							
17							
18							
19							
20							
21							
22							

IS4 (PHN) = Phenanthrene-d10
IS5 (CRY) = Chrysene-d12
IS6 (PRY) = Perylene-d12

AREA UPPER LIMIT = +100% of internal standard area
AREA LOWER LIMIT = - 50% of internal standard area
RT UPPER LIMIT = + 0.50 minutes of internal standard RT
RT LOWER LIMIT = - 0.50 minutes of internal standard RT

Column used to flag internal standard area values with an asterisk.
* Values outside of QC limits.

FORM 8
SEMIVOLATILE INTERNAL STANDARD AREA AND RT SUMMARY

Lab Name: TESTAMERICA PITTSBURGH Contract:

Lab Code: TA Case No.: SAS No.: SDG No.: C7K020180

EPA Sample No. (SSTD050##): SSTD4 Date Analyzed: 11/27/07

Lab File ID (Standard): F11270C2 Time Analyzed: 0836

Instrument ID: 722 GC Column: HP5-MS ID:0.25(mm)

	CLIENT SAMPLE NO.	IS1(DCB) AREA #	RT #	IS2(NPT) AREA #	RT #	IS3(ANT) AREA #	RT #
	12 HOUR STD	93921	4.90	340292	6.15	192326	7.98
	UPPER LIMIT	187842	5.40	680584	6.65	384652	8.48
	LOWER LIMIT	46961	4.40	170146	5.65	96163	7.48
01	INTRA-LAB BL	136635	4.91	485674	6.15	290545	7.97
02	INTRA-LAB CH	115735	4.90	419605	6.15	246598	7.97
03							
04							
05							
06							
07							
08							
09							
10							
11							
12							
13							
14							
15							
16							
17							
18							
19							
20							
21							
22							

IS1 (DCB) = 1,4-Dichlorobenzene-d4
IS2 (NPT) = Naphthalene-d8
IS3 (ANT) = Acenaphthene-d10

AREA UPPER LIMIT = +100% of internal standard area
AREA LOWER LIMIT = - 50% of internal standard area
RT UPPER LIMIT = + 0.50 minutes of internal standard RT
RT LOWER LIMIT = - 0.50 minutes of internal standard RT

Column used to flag values outside QC limits with an asterisk.
* Values outside of QC limits

FORM 8
SEMIVOLATILE INTERNAL STANDARD AREA AND RT SUMMARY

Lab Name: TESTAMERICA PITTSBURGH Contract:

Lab Code: TA Case No.: SAS No.: SDG No.: C7K020180

EPA Sample No. (SSTD050##): SSTD4 Date Analyzed: 11/27/07

Lab File ID (Standard): F11270C2 Time Analyzed: 0836

Instrument ID: 722 GC Column: HP5-MS ID:0.25(mm)

	CLIENT SAMPLE NO.	IS4(PHN) AREA #	RT #	IS5(CRY) AREA #	RT #	IS6(PRY) AREA #	RT #
	12 HOUR STD	322162	10.24	246551	16.17	197467	19.55
	UPPER LIMIT	644324	10.74	493102	16.67	394934	20.05
	LOWER LIMIT	161081	9.74	123276	15.67	98734	19.05
01	INTRA-LAB BL	489996	10.23	282909	16.14	222166	19.50
02	INTRA-LAB CH	418446	10.23	294366	16.14	217644	19.50
03							
04							
05							
06							
07							
08							
09							
10							
11							
12							
13							
14							
15							
16							
17							
18							
19							
20							
21							
22							

IS4 (PHN) = Phenanthrene-d10
IS5 (CRY) = Chrysene-d12
IS6 (PRY) = Perylene-d12

AREA UPPER LIMIT = +100% of internal standard area
AREA LOWER LIMIT = - 50% of internal standard area
RT UPPER LIMIT = + 0.50 minutes of internal standard RT
RT LOWER LIMIT = - 0.50 minutes of internal standard RT

Column used to flag values outside QC limits with an asterisk.
* Values outside of QC limits

FORM 8
SEMIVOLATILE INTERNAL STANDARD AREA AND RT SUMMARY

Lab Name: TESTAMERICA PITTSBURGH Contract:

Lab Code: TA Case No.: SAS No.: SDG No.: C7K020180

EPA Sample No. (SSTD050##): SSTD4 Date Analyzed: 11/28/07

Lab File ID (Standard): F11280C2 Time Analyzed: 0925

Instrument ID: 722 GC Column: HP5-MS ID:0.25(mm)

		IS1(DCB) AREA #	RT #	IS2(NPT) AREA #	RT #	IS3(ANT) AREA #	RT #
	12 HOUR STD	108368	4.90	408972	6.14	229434	7.96
	UPPER LIMIT	216736	5.40	817944	6.64	458868	8.46
	LOWER LIMIT	54184	4.40	204486	5.64	114717	7.46
	CLIENT SAMPLE NO.						
01	FMC-7	111678	4.90	405397	6.15	214331	7.97
02	FMC-8	101934	4.90	376325	6.15	203021	7.96
03	FMC-25	107162	4.90	384243	6.15	196775	7.97
04	FMC-26	105284	4.90	380153	6.15	202939	7.96
05							
06							
07							
08							
09							
10							
11							
12							
13							
14							
15							
16							
17							
18							
19							
20							
21							
22							

IS1 (DCB) = 1,4-Dichlorobenzene-d4
IS2 (NPT) = Naphthalene-d8
IS3 (ANT) = Acenaphthene-d10

AREA UPPER LIMIT = +100% of internal standard area
AREA LOWER LIMIT = - 50% of internal standard area
RT UPPER LIMIT = + 0.50 minutes of internal standard RT
RT LOWER LIMIT = - 0.50 minutes of internal standard RT

Column used to flag values outside QC limits with an asterisk.
* Values outside of QC limits

FORM 8
SEMIVOLATILE INTERNAL STANDARD AREA AND RT SUMMARY

Lab Name: TESTAMERICA PITTSBURGH Contract:

Lab Code: TA Case No.: SAS No.: SDG No.: C7K020180

EPA Sample No. (SSTD050##): SSTD4 Date Analyzed: 11/28/07

Lab File ID (Standard): F11280C2 Time Analyzed: 0925

Instrument ID: 722 GC Column: HP5-MS ID:0.25(mm)

		IS4(PHN) AREA #	RT #	IS5(CRY) AREA #	RT #	IS6(PRY) AREA #	RT #
	12 HOUR STD	381877	10.22	266807	16.13	176189	19.50
	UPPER LIMIT	763754	10.72	533614	16.63	352378	20.00
	LOWER LIMIT	190939	9.72	133404	15.63	88095	19.00
	CLIENT SAMPLE NO.						
01	FMC-7	338685	10.22	223478	16.11	217154	19.47
02	FMC-8	313164	10.22	219020	16.13	225399	19.49
03	FMC-25	318462	10.23	240142	16.13	251778	19.50
04	FMC-26	313711	10.22	244090	16.12	269000	19.48
05							
06							
07							
08							
09							
10							
11							
12							
13							
14							
15							
16							
17							
18							
19							
20							
21							
22							

IS4 (PHN) = Phenanthrene-d10
IS5 (CRY) = Chrysene-d12
IS6 (PRY) = Perylene-d12

AREA UPPER LIMIT = +100% of internal standard area
AREA LOWER LIMIT = - 50% of internal standard area
RT UPPER LIMIT = + 0.50 minutes of internal standard RT
RT LOWER LIMIT = - 0.50 minutes of internal standard RT

Column used to flag values outside QC limits with an asterisk.
* Values outside of QC limits

PCB SUMMARY

SW846 8082 METHOD BLANK SUMMARY

BLANK WORKORDER NO.: KAVQE1AA

Lab Name: TestAmerica Laboratories, Inc.

Lab Code: TALPIT

SDG Number:

Lab File ID: S1170655.

Lot Number: C7K020180

Matrix: SOLID

Extraction Method: 3541

Date Extracted: 11/09/07

Date Analyzed(1): 11/19/07

Date Analyzed(2): N/A

Time Analyzed(1): 13:20

Time Analyzed(2): N/A

Instrument ID(1): S/T

Instrument ID(2): N/A

GC Column(1): MR1/MR2 ID: 053 GC Column(2): N/A ID: N/A

THIS METHOD BLANK APPLIES TO THE FOLLOWING SAMPLES, MS, AND MSD:

	CLIENT ID.	SAMPLE WORK ORDER #	DATE ANALYZED(1)	DATE ANALYZED(2)
01	FMC-24	KAEM31AT	11/16/07	N/A
02	FMC-9	KAERC1AT	11/16/07	N/A
03	FMC-10	KAERF1AT	11/16/07	N/A
04	FMC-11	KAERJ1AT	11/16/07	N/A
05	FMC-12	KAERM1AT	11/16/07	N/A
06	FMC-13	KAERT1AT	11/16/07	N/A
07	FMC-14	KAER01AT	11/16/07	N/A
08	FMC-15	KAETX1AT	11/16/07	N/A
09	FMC-15	KAETX1A0 S	11/16/07	N/A
10	FMC-15	KAETX1A1 D	11/16/07	N/A
11	FMC-16	KAET31AT	11/16/07	N/A
12	FMC-17	KAET71AT	11/16/07	N/A
13	FMC-18	KAEVC1AT	11/16/07	N/A
14	FMC-19	KAEVF1AT	11/16/07	N/A
15	FMC-20	KAEVN1AT	11/16/07	N/A
16	FMC-21	KAEV01AT	11/16/07	N/A
17	FMC-22	KAEV31AT	11/16/07	N/A
18	FMC-23	KAEV91AT	11/19/07	N/A
19	FMC-3	KAEWD1AT	11/19/07	N/A
20	FMC-4	KAEWN1AT	11/19/07	N/A
21	FMC-5	KAEWQ1AT	11/19/07	N/A
22	FMC-6	KAEWX1AT	11/19/07	N/A
23	CHECK SAMPLE	KAVQE1AC C	11/19/07	N/A

COMMENTS:

FORM IV

METHOD BLANK REPORT

GC Semivolatiles

Client Lot #...: C7K020180 **Work Order #...:** KAVQE1AA **Matrix.....:** SOLID
MB Lot-Sample #: C7K090000-011

Prep Date.....: 11/09/07 **Analysis Time..:** 13:20
Analysis Date..: 11/19/07 **Prep Batch #...:** 7313011 **Final Wgt/Vol..:** 10 mL
Dilution Factor: 1 **Initial Wgt/Vol:** 15 g **Instrument ID..:** S/T
Analyst ID.....: 402331

PARAMETER	RESULT	REPORTING LIMIT	UNITS	METHOD
Aroclor 1016	ND	17	ug/kg	SW846 8082
Aroclor 1221	ND	17	ug/kg	SW846 8082
Aroclor 1232	ND	17	ug/kg	SW846 8082
Aroclor 1242	ND	17	ug/kg	SW846 8082
Aroclor 1248	ND	17	ug/kg	SW846 8082
Aroclor 1254	ND	17	ug/kg	SW846 8082
Aroclor 1260	ND	17	ug/kg	SW846 8082

SURROGATE	PERCENT RECOVERY	RECOVERY LIMITS
Tetrachloro-m-xylene	100	(31 - 127)
Decachlorobiphenyl	98	(23 - 141)

NOTE(S):

Calculations are performed before rounding to avoid round-off errors in calculated results.

SW846 8082 CHECK SAMPLE RECOVERY

Lab Name: TestAmerica Laboratories, Inc. Client: Tetra Tech NUS, Inc

Lab Code: TALPIT SDG No:

Lot #: C7K090000 WO #: KAVQE1AC
BATCH: 7313011

COMPOUND	SPIKE ADDED (ug/kg)	SAMPLE CONCENT. (ug/kg)	% REC	QC LIMITS REC	QUAL
Aroclor 1260	667	625	94	54 - 117	
Aroclor 1016	667	564	85	55 - 117	

NOTES(S):

* Values outside of QC limits

Spike Recovery: 0 out of 2 outside limits

COMMENTS:

FORM III

SW846 8082 MATRIX SPIKE/MATRIX SPIKE DUPLICATE RECOVERY

Lab Name: TestAmerica Laboratories, Inc. Client: Tetra Tech NUS, Inc

Lab Code: TALPIT SDG No:

Matrix Spike ID: FMC-15 Level:(low/med) LOW

Lot #: C7K020180 WO #: KAETX1A0
BATCH: 7313011

COMPOUND	SPIKE ADDED (ug/kg)	SAMPLE CONCENT. (ug/kg)	MS CONCENT. (ug/kg)	MS % REC	LIMITS REC	QUAL
Aroclor 1016	1270	ND	932	73	10- 183	
Aroclor 1260	1270	2.7	1050	82	25- 143	

NOTES(S):

Results and reporting limits have been adjusted for dry weight.

Column to be used to flag recovery and RPD values with an asterisk
* Values outside of QC limits

RPD: 0 out of 0 outside limits
Spike Recovery: 0 out of 2 outside limits

COMMENTS:

FORM III

SW846 8082 MATRIX SPIKE/MATRIX SPIKE DUPLICATE RECOVERY

Lab Name: TestAmerica Laboratories, Inc. Client: Tetra Tech NUS, Inc

Lab Code: TALPIT SDG No:

Matrix Spike ID: FMC-15 Level:(low/med) LOW

Lot #: C7K020180 WO #: KAETX1A1
BATCH: 7313011

COMPOUND	SPIKE ADDED (ug/kg)	MSD CONCENT. (ug/kg)	MSD % REC	% RPD	QC LIMITS RPD	QC LIMITS REC	QUAL
Aroclor 1016	1270	867	68	7.2	39	10- 183	
Aroclor 1260	1270	1010	79	3.8	34	25- 143	

NOTES(S):

Results and reporting limits have been adjusted for dry weight.

Column to be used to flag recovery and RPD values with an asterisk
* Values outside of QC limits

RPD: 0 out of 2 outside limits
Spike Recovery: 0 out of 2 outside limits

COMMENTS:

FORM III

SW846 8082 METHOD BLANK SUMMARY

BLANK WORKORDER NO.: KA01J1AA

Lab Name: TestAmerica Laboratories, Inc.

Lab Code: TALPIT

SDG Number:

Lab File ID: S1170663.

Lot Number: C7K020180

Matrix: SOLID

Extraction Method: 3541

Date Extracted: 11/10/07

Date Analyzed(1): 11/19/07

Date Analyzed(2): N/A

Time Analyzed(1): 16:22

Time Analyzed(2): N/A

Instrument ID(1): S/T

Instrument ID(2): N/A

GC Column(1): MR1/MR2 ID: 053 GC Column(2): N/A ID: N/A

THIS METHOD BLANK APPLIES TO THE FOLLOWING SAMPLES, MS, AND MSD:

	CLIENT ID.	SAMPLE WORK ORDER #	DATE ANALYZED(1)	DATE ANALYZED(2)
01	FMC-7	KAEW11AT	11/19/07	N/A
02	FMC-7	KAEW11A1 S	11/19/07	N/A
03	FMC-7	KAEW11A2 D	11/19/07	N/A
04	FMC-8	KAEW51AT	11/19/07	N/A
05	FMC-25	KAEW91AT	11/19/07	N/A
06	FMC-26	KAEXG1AT	11/19/07	N/A
07	CHECK SAMPLE	KA01J1AC C	11/19/07	N/A
08				
09				
10				
11				
12				
13				
14				
15				
16				
17				
18				
19				
20				

COMMENTS:

FORM IV

METHOD BLANK REPORT

GC Semivolatiles

Client Lot #...: C7K020180 **Work Order #...:** KA01J1AA **Matrix.....:** SOLID
MB Lot-Sample #: C7K100000-016

Prep Date.....: 11/10/07 **Analysis Time..:** 16:22
Analysis Date..: 11/19/07 **Prep Batch #...:** 7314016 **Final Wgt/Vol..:** 10 mL
Dilution Factor: 1 **Initial Wgt/Vol:** 15 g **Instrument ID..:** S/T
Analyst ID.....: 402331

PARAMETER	RESULT	REPORTING LIMIT	UNITS	METHOD
Aroclor 1016	ND	17	ug/kg	SW846 8082
Aroclor 1221	ND	17	ug/kg	SW846 8082
Aroclor 1232	ND	17	ug/kg	SW846 8082
Aroclor 1242	ND	17	ug/kg	SW846 8082
Aroclor 1248	ND	17	ug/kg	SW846 8082
Aroclor 1254	ND	17	ug/kg	SW846 8082
Aroclor 1260	ND	17	ug/kg	SW846 8082

SURROGATE	PERCENT RECOVERY	RECOVERY LIMITS
Tetrachloro-m-xylene	106	(31 - 127)
Decachlorobiphenyl	108	(23 - 141)

NOTE(S):

Calculations are performed before rounding to avoid round-off errors in calculated results.

SW846 8082 CHECK SAMPLE RECOVERY

Lab Name: TestAmerica Laboratories, Inc. Client: Tetra Tech NUS, Inc

Lab Code: TALPIT SDG No:

Lot #: C7K100000 WO #: KA01J1AC
BATCH: 7314016

COMPOUND	SPIKE ADDED (ug/kg)	SAMPLE CONCENT. (ug/kg)	% REC	QC LIMITS REC	QUAL
Aroclor 1016	667	578	87	55- 117	
Aroclor 1260	667	633	95	54- 117	

NOTES(S):

* Values outside of QC limits

Spike Recovery: 0 out of 2 outside limits

COMMENTS:

FORM III

SW846 8082 MATRIX SPIKE/MATRIX SPIKE DUPLICATE RECOVERY

Lab Name: TestAmerica Laboratories, Inc. Client: Tetra Tech NUS, Inc

Lab Code: TALPIT SDG No:

Matrix Spike ID: FMC-7 Level: (low/med) LOW

Lot #: C7K020180 WO #: KAEW11A1
BATCH: 7314016

COMPOUND	SPIKE ADDED (ug/kg)	SAMPLE CONCENT. (ug/kg)	MS CONCENT. (ug/kg)	MS % REC	LIMITS REC	QUAL
Aroclor 1016	2570	ND	1480	58	10- 183	
Aroclor 1260	2570	43	1550	59	25- 143	

NOTES(S):

Results and reporting limits have been adjusted for dry weight.

Column to be used to flag recovery and RPD values with an asterisk
* Values outside of QC limits

RPD: 0 out of 0 outside limits
Spike Recovery: 0 out of 2 outside limits

COMMENTS:

FORM III

SW846 8082 MATRIX SPIKE/MATRIX SPIKE DUPLICATE RECOVERY

Lab Name: TestAmerica Laboratories, Inc. Client: Tetra Tech NUS, Inc

Lab Code: TALPIT SDG No:

Matrix Spike ID: FMC-7 Level:(low/med) LOW

Lot #: C7K020180 WO #: KAEW11A2
BATCH: 7314016

COMPOUND	SPIKE ADDED (ug/kg)	MSD CONCENT. (ug/kg)	MSD % REC	% RPD	QC LIMITS RPD	QC LIMITS REC	QUAL
Aroclor 1016	2570	1110	43	29	39	10- 183	
Aroclor 1260	2570	1190	45	26	34	25- 143	

NOTES(S):

Results and reporting limits have been adjusted for dry weight.

Column to be used to flag recovery and RPD values with an asterisk
* Values outside of QC limits

RPD: 0 out of 2 outside limits
Spike Recovery: 0 out of 2 outside limits

COMMENTS:

FORM III

SW846 8082 SURROGATE RECOVERY

Lab Name: TestAmerica Laboratories, Inc. Client: Tetra Tech NUS, Inc

Lab Code: TALPIT SDG No:

Lot #: C7K020180

Extraction: XXA4FQH01

	CLIENT ID.	SRG01	SRG02	TOT OUT
01	FMC-24	98	79	00
02	FMC-9	90	63	00
03	FMC-10	88	70	00
04	FMC-11	97	79	00
05	FMC-12	62	55	00
06	FMC-13	63	58	00
07	FMC-14	86	81	00
08	FMC-15	94	92	00
09	FMC-16	88	90	00
10	FMC-17	86	90	00
11	FMC-18	79	81	00
12	FMC-19	86	83	00
13	FMC-20	82	76	00
14	FMC-21	82	84	00
15	FMC-22	83	81	00
16	FMC-23	80	86	00
17	FMC-3	92	93	00
18	FMC-4	80	85	00
19	FMC-5	78	89	00
20	FMC-6	87	87	00
21	FMC-7	76	77	00
22	FMC-8	71	73	00
23	FMC-25	89	81	00
24	FMC-26	83	85	00
25	METHOD BLK. KAVQE1AA	100	98	00
26	METHOD BLK. KA01J1AA	106	108	00
27	LCS KAVQE1AC	106	117	00

\# Column to be used to flag recovery values
* Values outside of required QC Limits
D System monitoring Compound diluted out

FORM II

SW846 8082 SURROGATE RECOVERY

Lab Name: TestAmerica Laboratories, Inc. Client: Tetra Tech NUS, Inc

Lab Code: TALPIT SDG No:

Lot #: C7K020180

Extraction: XXA4FQH01

	CLIENT ID.	SRG01	SRG02	TOT OUT
01	LCS KA01J1AC	112	113	00
02	FMC-15 D	83	83	00
03	FMC-7 D	55	55	00
04	FMC-15 S	88	90	00
05	FMC-7 S	71	68	00

SURROGATES		QC LIMITS
SRG01	= Tetrachloro-m-xylene	(31-127)
SRG02	= Decachlorobiphenyl	(23-141)

\# Column to be used to flag recovery values
* Values outside of required QC Limits
D System monitoring Compound diluted out

FORM II

Report Date : 14-Nov-2007 07:40

TestAmerica Pittsburgh

INITIAL CALIBRATION DATA

11/15/07 GE
MP6890 GC-10
MR-1

Start Cal Date : 13-NOV-2007 10:04
End Cal Date : 13-NOV-2007 14:41
Quant Method : ESTD
Origin : Disabled
Target Version : 4.14
Integrator : Falcon
Method file : \\PITSVR06\D\chem\gc10.i\11137.b\PCBA.m
Last Edit : 14-Nov-2007 07:32 guptaa
Curve Type : Average

Calibration File Names:
Level 1: \\PITSVR06\D\chem\gc10.i\11137.b\S1170507.D
Level 2: \\PITSVR06\D\chem\gc10.i\11137.b\S1170508.D
Level 3: \\PITSVR06\D\chem\gc10.i\11137.b\S1170509.D
Level 4: \\PITSVR06\D\chem\gc10.i\11137.b\S1170510.D
Level 5: \\PITSVR06\D\chem\gc10.i\11137.b\S1170511.D
Level 6: \\PITSVR06\D\chem\gc10.i\11137.b\S1170512.D
Level 7: \\PITSVR06\D\chem\gc10.i\11137.b\S1170506.D

Compound	0.05000 Level 1	0.20000 Level 2	0.50000 Level 3	1.000 Level 4	2.000 Level 5	4.000 Level 6	0.01000 Level 7	RRF	% RSD	
1 Aroclor-1221(1)	+++++	+++++	160080	+++++	+++++	+++++	+++++	160080	0.000	
(2)	+++++	+++++	114640	+++++	+++++	+++++	+++++	114640	0.000	<-
(3)	+++++	+++++	401640	+++++	+++++	+++++	+++++	401640	0.000	<-
3 Aroclor-1232(1)	+++++	+++++	184202	+++++	+++++	+++++	+++++	184202	0.000	
(2)	+++++	+++++	155436	+++++	+++++	+++++	+++++	155436	0.000	<-
(3)	+++++	+++++	189242	+++++	+++++	+++++	+++++	189242	0.000	<-
(4)	+++++	+++++	163874	+++++	+++++	+++++	+++++	163874	0.000	<-
(5)	+++++	+++++	203376	+++++	+++++	+++++	+++++	203376	0.000	<-

Report Date : 14-Nov-2007 07:40

TestAmerica Pittsburgh

INITIAL CALIBRATION DATA

Start Cal Date : 13-NOV-2007 10:04
End Cal Date : 13-NOV-2007 14:41
Quant Method : ESTD
Origin : Disabled
Target Version : 4.14
Integrator : Falcon
Method file : \\PITSVR06\D\chem\gc10.i\11137.b\PCBA.m
Last Edit : 14-Nov-2007 07:32 guptaa
Curve Type : Average

Compound	0.05000 Level 1	0.20000 Level 2	0.50000 Level 3	1.000 Level 4	2.000 Level 5	4.000 Level 6	RRF	% RSD	
	0.01000 Level 7								
4 Aroclor-1016(1)	406900	397875	360464	348017	393653	363958			
	433700						386367	7.830	
(2)	527020	534845	501070	468945	528568	494758			
	542400						513944	5.142	
(3)	435920	440470	425492	410074	463591	422091			
	448700						435191	4.104	
(4)	370740	365130	349444	330803	379679	348085			
	382800						360954	5.242	
(5)	411140	425110	396640	384590	445805	396983			
	411300						410224	4.982	
5 Aroclor-1242(1)	+++++	+++++	447774	+++++	+++++	+++++			
	+++++						447774	0.000	
(2)	+++++	+++++	296180	+++++	+++++	+++++			
	+++++						296180	0.000	<-
(3)	+++++	+++++	162092	+++++	+++++	+++++			
	+++++						162092	0.000	<-
(4)	+++++	+++++	97396	+++++	+++++	+++++			
	+++++						97396	0.000	<-
(5)	+++++	+++++	409940	+++++	+++++	+++++			
	+++++						409940	0.000	<-
6 Aroclor-1248(1)	+++++	+++++	399840	+++++	+++++	+++++			
	+++++						399840	0.000	

Report Date : 14-Nov-2007 07:40

TestAmerica Pittsburgh

INITIAL CALIBRATION DATA

Start Cal Date : 13-NOV-2007 10:04
End Cal Date : 13-NOV-2007 14:41
Quant Method : ESTD
Origin : Disabled
Target Version : 4.14
Integrator : Falcon
Method file : \\PITSVR06\D\chem\gc10.i\11137.b\PCBA.m
Last Edit : 14-Nov-2007 07:32 guptaa
Curve Type : Average

Compound	0.05000 Level 1 / 0.01000 Level 7	0.20000 Level 2	0.50000 Level 3	1.000 Level 4	2.000 Level 5	4.000 Level 6	RRF	% RSD	
(2)	+++++ / +++++	+++++	166616	+++++	+++++	+++++	166616	0.000	<-
(3)	+++++ / +++++	+++++	197242	+++++	+++++	+++++	197242	0.000	<-
(4)	+++++ / +++++	+++++	125118	+++++	+++++	+++++	125118	0.000	<-
(5)	+++++ / +++++	+++++	554184	+++++	+++++	+++++	554184	0.000	<-
7 Aroclor-1254 (1)	+++++ / +++++	+++++	693704	+++++	+++++	+++++	693704	0.000	
(2)	+++++ / +++++	+++++	474734	+++++	+++++	+++++	474734	0.000	<-
(3)	+++++ / +++++	+++++	883074	+++++	+++++	+++++	883074	0.000	<-
(4)	+++++ / +++++	+++++	467066	+++++	+++++	+++++	467066	0.000	<-
(5)	+++++ / +++++	+++++	609470	+++++	+++++	+++++	609470	0.000	<-
8 Aroclor-1260 (1)	707220 / 715100	695520	670208	643972	716436	659667	686875	4.210	
(2)	913740 / 965900	936405	837994	844342	954041	854121	900935	6.049	

Report Date : 14-Nov-2007 07:40

TestAmerica Pittsburgh

INITIAL CALIBRATION DATA

Start Cal Date : 13-NOV-2007 10:04
End Cal Date : 13-NOV-2007 14:41
Quant Method : ESTD
Origin : Disabled
Target Version : 4.14
Integrator : Falcon
Method file : \\PITSVR06\D\chem\gc10.i\11137.b\PCBA.m
Last Edit : 14-Nov-2007 07:32 guptaa
Curve Type : Average

Compound	0.05000 Level 1	0.20000 Level 2	0.50000 Level 3	1.000 Level 4	2.000 Level 5	4.000 Level 6	RRF	% RSD	
	0.01000 Level 7								
(3)	455180	495205	470972	444188	538049	487375			
	466500						479638	6.492	
(4)	1070200	1145220	1076324	1025929	1183268	1073029			
	1158500						1104639	5.215	
(5)	630440	644695	636428	613168	709906	654406			
	740700						661392	7.005	
9 Aroclor-1262(1)	+++++	+++++	520694	+++++	+++++	+++++			
	+++++						520694	0.000	
(2)	+++++	+++++	830738	+++++	+++++	+++++			
	+++++						830738	0.000	<-
(3)	+++++	+++++	331596	+++++	+++++	+++++			
	+++++						331596	0.000	<-
(4)	+++++	+++++	356292	+++++	+++++	+++++			
	+++++						356292	0.000	<-
(5)	+++++	+++++	357502	+++++	+++++	+++++			
	+++++						357502	0.000	<-
10 Aroclor-1268(1)	+++++	+++++	1596646	+++++	+++++	+++++			
	+++++						1596646	0.000	
(2)	+++++	+++++	1235110	+++++	+++++	+++++			
	+++++						1235110	0.000	<-
(3)	+++++	+++++	1183704	+++++	+++++	+++++			
	+++++						1183704	0.000	<-

Report Date : 14-Nov-2007 07:40

TestAmerica Pittsburgh

INITIAL CALIBRATION DATA

Start Cal Date : 13-NOV-2007 10:04
End Cal Date : 13-NOV-2007 14:41
Quant Method : ESTD
Origin : Disabled
Target Version : 4.14
Integrator : Falcon
Method file : \\PITSVR06\D\chem\gc10.i\11137.b\PCBA.m
Last Edit : 14-Nov-2007 07:32 guptaa
Curve Type : Average

Compound	0.05000 Level 1	0.20000 Level 2	0.50000 Level 3	1.000 Level 4	2.000 Level 5	4.000 Level 6		
	0.01000 Level 7						RRF	% RSD
(4)	+++++	+++++	2715068	+++++	+++++	+++++		
	+++++						2715068	0.000 <-
$ 2 Tetrachloro-m-xylene	17003200	18666500	17749840	16924080	15136300	13903235		
	16756000						16591308	9.624
$ 11 Decachlorobiphenyl	5978400	5752700	6447000	5952440	5456980	4944790		
	6664000						5885187	9.861

Data File: \\PITSVR06\D\chem\gc10.i\11137.b\S1170595.D
Report Date: 16-Nov-2007 07:22

TE
HP6890 GC-10
MR-1

TestAmerica Pittsburgh

CONTINUING CALIBRATION COMPOUNDS

Instrument ID: gc10.i
Lab File ID: S1170595.D
Analysis Type:
Lab Sample ID: M1660
Method: \\PITSVR06\D\chem\gc10.i\11137.b\PCBA.m

Injection Date: 16-NOV-2007 03:45
Init. Cal. Date(s): 13-NOV-2007 13-NOV-2007
Init. Cal. Times: 10:04 14:41
Quant Type: ESTD

COMPOUND	RRF / AMOUNT	RF0.500	MIN RRF	%D / %DRIFT	MAX %D / %DRIFT	CURVE TYPE
4 Aroclor-1016 (1)	386367	382084	0.010	1.10844	15.00000	Averaged
(2)	513944	495280	0.010	3.63146	15.00000	Averaged
(3)	435191	422662	0.010	2.87897	15.00000	Averaged
(4)	360954	350642	0.010	2.85698	15.00000	Averaged
(5)	410224	401730	0.010	2.07055	15.00000	Averaged
$ 2 Tetrachloro-m-xylene	16591308	18169120	0.000	-9.50987	15.00000	Averaged
$ 11 Decachlorobiphenyl	5885187	5681160	0.010	3.46679	15.00000	Averaged
8 Aroclor-1260 (1)	686875	662562	0.010	3.53960	15.00000	Averaged
(2)	900935	876726	0.010	2.68707	15.00000	Averaged
(3)	479638	447878	0.010	6.62174	15.00000	Averaged
(4)	1104639	1044130	0.010	5.47768	15.00000	Averaged
(5)	661392	624888	0.010	5.51925	15.00000	Averaged

Data File: \\pitsvr06\d\chem\gc10.i\11137.b\S1170601.D
Report Date: 16-Nov-2007 15:24

TE
GC-10
MR-1
HP60890

TestAmerica Pittsburgh

CONTINUING CALIBRATION COMPOUNDS

Instrument ID: gc10.i
Lab File ID: S1170601.D
Analysis Type:
Lab Sample ID: M1660
Method: \\pitsvr06\d\chem\gc10.i\11137.b\PCBA.m

Injection Date: 16-NOV-2007 14:30
Init. Cal. Date(s): 13-NOV-2007 13-NOV-2007
Init. Cal. Times: 10:04 14:41
Quant Type: ESTD

COMPOUND	RRF / AMOUNT	RF0.500	MIN RRF	%D / %DRIFT	MAX %D / %DRIFT	CURVE TYPE
4 Aroclor-1016(1)	386367	365598	0.010	5.37537	15.00000	Averaged
(2)	513944	485760	0.010	5.48381	15.00000	Averaged
(3)	435191	408634	0.010	6.10239	15.00000	Averaged
(4)	360954	343202	0.010	4.91818	15.00000	Averaged
(5)	410224	401346	0.010	2.16416	15.00000	Averaged
$ 2 Tetrachloro-m-xylene	16591308	17665160	0.000	-6.47238	15.00000	Averaged
$ 11 Decachlorobiphenyl	5885187	5456400	0.010	7.28587	15.00000	Averaged
8 Aroclor-1260(1)	686875	645938	0.010	5.95984	15.00000	Averaged
(2)	900935	848552	0.010	5.81426	15.00000	Averaged
(3)	479638	445160	0.010	7.18841	15.00000	Averaged
(4)	1104639	1025116	0.010	7.19897	15.00000	Averaged
(5)	661392	574700	0.010	13.10749	15.00000	Averaged

Data File: \\PITSVR06\D\chem\gc10.i\11137.b\S1170619.D
Report Date: 18-Nov-2007 13:47

7k
HP6840 103
M21

TestAmerica Pittsburgh

CONTINUING CALIBRATION COMPOUNDS

Instrument ID: gc10.i
Lab File ID: S1170619.D
Analysis Type:
Lab Sample ID: MH1660
Method: \\PITSVR06\D\chem\gc10.i\11137.b\PCBA.m

Injection Date: 16-NOV-2007 21:25
Init. Cal. Date(s): 13-NOV-2007 13-NOV-2007
Init. Cal. Times: 10:04 14:41
Quant Type: ESTD

COMPOUND	RRF / AMOUNT	RF1	MIN RRF	%D / %DRIFT	MAX %D / %DRIFT	CURVE TYPE
4 Aroclor-1016(1)	386367	337660	0.010	12.60633	15.00000	Averaged
(2)	513944	445342	0.010	13.34809	15.00000	Averaged
(3)	435191	385509	0.010	11.41614	15.00000	Averaged
(4)	360954	319394	0.010	11.51403	15.00000	Averaged
(5)	410224	371068	0.010	9.54501	15.00000	Averaged
$ 2 Tetrachloro-m-xylene	16591308	16202040	0.000	2.34622	15.00000	Averaged
$ 11 Decachlorobiphenyl	5885187	5751040	0.010	2.27940	15.00000	Averaged
8 Aroclor-1260(1)	686875	589829	0.010	14.12858	15.00000	Averaged
(2)	900935	806354	0.010	10.49807	15.00000	Averaged
(3)	479638	429896	0.010	10.37081	15.00000	Averaged
(4)	1104639	993985	0.010	10.01717	15.00000	Averaged
(5)	661392	564129	0.010	14.70578	15.00000	Averaged

Data File: \\PITSVR06\D\chem\gc10.i\11137.b\S1170649.D
Report Date: 20-Nov-2007 05:09

TE
HP689010S
MRL

TestAmerica Pittsburgh

CONTINUING CALIBRATION COMPOUNDS

Instrument ID: gc10.i
Lab File ID: S1170649.D
Analysis Type:
Lab Sample ID: M1660
Method: \\PITSVR06\D\chem\gc10.i\11137.b\PCBA.m

Injection Date: 19-NOV-2007 10:39
Init. Cal. Date(s): 13-NOV-2007 13-NOV-2007
Init. Cal. Times: 10:04 14:41
Quant Type: ESTD

COMPOUND	RRF / AMOUNT	RF0.500	MIN RRF	%D / %DRIFT	MAX %D / %DRIFT	CURVE TYPE
4 Aroclor-1016(1)	386367	369288	0.010	4.42032	15.00000	Averaged
(2)	513944	502726	0.010	2.18267	15.00000	Averaged
(3)	435191	410518	0.010	5.66947	15.00000	Averaged
(4)	360954	349212	0.010	3.25315	15.00000	Averaged
(5)	410224	403252	0.010	1.69953	15.00000	Averaged
$ 2 Tetrachloro-m-xylene	16591308	17924440	0.000	-8.03512	15.00000	Averaged
$ 11 Decachlorobiphenyl	5885187	6703840	0.010	-13.91040	15.00000	Averaged
8 Aroclor-1260(1)	686875	663292	0.010	3.43332	15.00000	Averaged
(2)	900935	874024	0.010	2.98698	15.00000	Averaged
(3)	479638	483468	0.010	-0.79844	15.00000	Averaged
(4)	1104639	1117004	0.010	-1.11941	15.00000	Averaged
(5)	661392	645904	0.010	2.34171	15.00000	Averaged

Data File: \\PITSVR06\D\chem\gc10.i\11137.b\S1170667.D
Report Date: 20-Nov-2007 05:40

7E
HP6890 10S
MR1

TestAmerica Pittsburgh

CONTINUING CALIBRATION COMPOUNDS

Instrument ID: gc10.i
Lab File ID: S1170667.D
Analysis Type:
Lab Sample ID: MH1660
Method: \\PITSVR06\D\chem\gc10.i\11137.b\PCBA.m

Injection Date: 19-NOV-2007 17:53
Init. Cal. Date(s): 13-NOV-2007 13-NOV-2007
Init. Cal. Times: 10:04 14:41
Quant Type: ESTD

COMPOUND	RRF / AMOUNT	RF1	MIN RRF	%D / %DRIFT	MAX %D / %DRIFT	CURVE TYPE
4 Aroclor-1016(1)	386367	343990	0.010	10.96799	15.00000	Averaged
(2)	513944	455680	0.010	11.33659	15.00000	Averaged
(3)	435191	397564	0.010	8.64610	15.00000	Averaged
(4)	360954	335598	0.010	7.02482	15.00000	Averaged
(5)	410224	395372	0.010	3.62044	15.00000	Averaged
$ 2 Tetrachloro-m-xylene	16591308	16528680	0.000	0.37747	15.00000	Averaged
$ 11 Decachlorobiphenyl	5885187	6467020	0.010	-9.88640	15.00000	Averaged
8 Aroclor-1260(1)	686875	638389	0.010	7.05887	15.00000	Averaged
(2)	900935	842934	0.010	6.43784	15.00000	Averaged
(3)	479638	459397	0.010	4.22014	15.00000	Averaged
(4)	1104639	1048376	0.010	5.09330	15.00000	Averaged
(5)	661392	617530	0.010	6.63175	15.00000	Averaged

8D
PESTICIDE ANALYTICAL SEQUENCE

Lab Name: Contract:

Lab Code: Case No.: SAS No.: SDG No.: C7K020180

GC Column: MR-1 ID: 0.53 (mm) Init. Calib. Date(s): 11/13/07 11/13/07

Instrument ID: GC10

THE ANALYTICAL SEQUENCE OF PERFORMANCE EVALUATION MIXTURES, BLANKS, SAMPLES, AND STANDARDS IS GIVEN BELOW:

	MEAN SURROGATE RT FROM INITIAL CALIBRATION							
	EPA SAMPLE NO.	LAB SAMPLE ID	DATE ANALYZED	TIME ANALYZED	RT	#	RT	#
01		M2154	11/13/07	1004				
02		M1232	11/13/07	1027				
03		M1242	11/13/07	1050				
04		M1248	11/13/07	1113				
05		M1262	11/13/07	1136				
06		M1268	11/13/07	1159				
07		XL1660	11/13/07	1222				
08		L1660	11/13/07	1245				
09		ML1660	11/13/07	1308				
10		M1660	11/13/07	1331				
11		MH1660	11/13/07	1354				
12		H1660	11/13/07	1418				
13		XH1660	11/13/07	1441				
14		2M2154	11/13/07	1504				
15		2M1232	11/13/07	1527				
16		2M1242	11/13/07	1550				
17		2M1248	11/13/07	1613				
18		2M1262	11/13/07	1636				
19		2M1268	11/13/07	1659				
20		2M1660	11/13/07	1722				
21		~~M1660~~	~~11/16/07~~	~~0104~~				
22	MPH 11-27-07	M2154	11/16/07	0127				
23		M1232	11/16/07	0150				
24		M1242	11/16/07	0213				
25		M1248	11/16/07	0236				
26		M1262	11/16/07	0259				
27		M1268	11/16/07	0322				
28		M1660	11/16/07	0345				
29		M1660	11/16/07	1430				
30	FMC-24	KAEM31AT	11/16/07	1453				
31	FMC-9	KAERC1AT	11/16/07	1516				
32	FMC-10	KAERF1AT	11/16/07	1539				
				QC LIMITS				

Column used to flag retention time values with an asterisk.
* Values outside of QC limits.

8D
PESTICIDE ANALYTICAL SEQUENCE

Lab Name: Contract:

Lab Code: Case No.: SAS No.: SDG No.: C7K020180

GC Column: MR-1 ID: 0.53 (mm) Init. Calib. Date(s): 11/13/07 11/13/07

Instrument ID: GC10

THE ANALYTICAL SEQUENCE OF PERFORMANCE EVALUATION MIXTURES, BLANKS, SAMPLES, AND STANDARDS IS GIVEN BELOW:

		MEAN SURROGATE RT FROM INITIAL CALIBRATION				
	EPA SAMPLE NO.	LAB SAMPLE ID	DATE ANALYZED	TIME ANALYZED	RT #	RT #
01	FMC-11	KAERJ1AT	11/16/07	1602		
02	FMC-12	KAERM1AT	11/16/07	1625		
03	FMC-13	KAERT1AT	11/16/07	1648		
04	FMC-14	KAER01AT	11/16/07	1711		
05	FMC-15	KAETX1AT	11/16/07	1734		
06	FMC-15MS	KAETX1A0	11/16/07	1757		
07	FMC-15MSD	KAETX1A1	11/16/07	1820		
08	FMC-16	KAET31AT	11/16/07	1843		
09	FMC-17	KAET71AT	11/16/07	1906		
10	FMC-18	KAEVC1AT	11/16/07	1929		
11	FMC-19	KAEVF1AT	11/16/07	1952		
12	FMC-20	KAEVN1AT	11/16/07	2015		
13	FMC-21	KAEV01AT	11/16/07	2038		
14	FMC-22	KAEV31AT	11/16/07	2102		
15		MH1660	11/16/07	2125		
16		M2154	11/19/07	0821		
17		M1232	11/19/07	0844		
18		M1242	11/19/07	0907		
19		M1248	11/19/07	0930		
20		M1262	11/19/07	0953		
21		M1268	11/19/07	1016		
22		M1660	11/19/07	1039		
23	FMC-23	KAEV91AT	11/19/07	1127		
24	FMC-3	KAEWD1AT	11/19/07	1150		
25	FMC-4	KAEWN1AT	11/19/07	1212		
26	FMC-5	KAEWQ1AT	11/19/07	1235		
27	FMC-6	KAEWX1AT	11/19/07	1258		
28	PBLK3011	KAVQE1AA	11/19/07	1320		
29	LCS3011	KAVQE1AC	11/19/07	1343		
30	FMC-7	KAEW11AT	11/19/07	1406		
31	FMC-7MS	KAEW11A1	11/19/07	1429		
32	FMC-7MSD	KAEW11A2	11/19/07	1451		

QC LIMITS

Column used to flag retention time values with an asterisk.
* Values outside of QC limits.

8D
PESTICIDE ANALYTICAL SEQUENCE

Lab Name: Contract:

Lab Code: Case No.: SAS No.: SDG No.: C7K020180

GC Column: MR-1 ID: 0.53 (mm) Init. Calib. Date(s): 11/13/07 11/13/07

Instrument ID: GC10

THE ANALYTICAL SEQUENCE OF PERFORMANCE EVALUATION MIXTURES, BLANKS, SAMPLES, AND STANDARDS IS GIVEN BELOW:

	MEAN SURROGATE RT FROM INITIAL CALIBRATION					
	EPA SAMPLE NO.	LAB SAMPLE ID	DATE ANALYZED	TIME ANALYZED	RT #	RT #
01	FMC-8	KAEW51AT	11/19/07	1514		
02	FMC-25	KAEW91AT	11/19/07	1537		
03	FMC-26	KAEXG1AT	11/19/07	1559		
04	PBLK4016	KA01J1AA	11/19/07	1622		
05	LCS4016	KA01J1AC	11/19/07	1645		
06	~~FMC-26~~	~~KAE2J1AL~~	~~11/19/07~~	~~1707~~		
07	~~PBLK7199~~	~~KAHPM1AA~~	~~11/19/07~~	~~1730~~		
08	MH1660	MH1660	11/19/07	1753		
09						
10						
11						
12						
13						
14						
15						
16						
17						
18						
19						
20						
21						
22						
23						
24						
25						
26						
27						
28						
29						
30						
31						
32						

QC LIMITS

Column used to flag retention time values with an asterisk.
* Values outside of QC limits.

TestAmerica

THE LEADER IN ENVIRONMENTAL TESTING

ANALYTICAL REPORT

Job Number: 580-8004-1

Job Description: Martin State Airport .

For:
TestAmerica Laboratories, Inc.
301 Alpha Drive
RIDC Park
Pittsburgh, PA 15238

Attention: Ms. Veronica Bortot



Katie Downie
Project Manager II
katie.downie@testamericainc.com
11/28/2007

TestAmerica Tacoma is a part of TestAmerica Laboratories, Inc.

This report is issued solely for the use of the person or company to whom it is addressed. Any use, copying or disclosure other than by the intended recipient is unauthorized. If you have received this report in error, please notify the sender immediately at 253-922-2310 and destroy this report immediately.

TestAmerica Laboratories, Inc.
TestAmerica Tacoma 5755 8th Street East, Tacoma, WA 98424
Tel (253) 922-2310 Fax (253) 922-5047 www.testamericainc.com

ACCREDITED IN ACCORDANCE WITH nelac

Table of Contents

Cover Title Page 1
Report Narrative 3
Method Summary 4
Sample Summary 5
Sample Datasheets 6
Data Qualifiers 35
Qc Association Summary 36
Surrogate Recovery Report 39
Qc Reports 41
Client Chain of Custody 49
Raw Data 66

CASE NARRATIVE

Client: TestAmerica Pittsburgh
for
Tetra Tech NUS

Project: Martin State Airport

Report Number: 580-8004-1

This case narrative is in the form of an exception report, where only the anomalies related to this report, method specific performance and/or QA/QC issues are discussed. If there are no issues to report, this narrative will include a statement that documents that there are no relevant data issues.

Calculations are performed before rounding to avoid round-off errors in calculated results.

All holding times were met and proper preservation noted for the methods performed on these samples, unless otherwise detailed in the individual sections below.

The samples were originally shipped to TestAmerica Burlington, and forwarded to TestAmerica Tacoma, where they were received on 11/03/2007. The samples arrived in good condition, except for FMC 23, which was broken prior to receipt by TestAmerica Burlington. The samples were properly preserved and on ice. The temperatures of the coolers at receipt were 3.1 °C and –1.4 °C. Additional sample volume for sample FMC 23 was received from TestAmerica Pittsburgh on 11/07/2007, cooler temperatire was 3.3 °C.

ORGANOTINS BY GC/MS

Samples 580-8004-1 through 580-8004-24 were analyzed for organotins by GC/MS in accordance with the Krone Method. The samples were prepared on 11/05/2007 and 11/07/2007 and analyzed on 11/07/2007 and 11/08/2007.

Tetra-n-butyltin failed the MS/MSD recovery criteria low for the matrix spike duplicate of sample 580-8004-1. Tetra-n-butyltin exceeded the MS/MSD RPD limit, due to the low recovery of this analyte in the MSD. No corrective action was taken, as the recoveries and RPD for the LCS/LCSD were acceptable.

No other difficulties were encountered during the organotin analyses.

All other quality control parameters were within the acceptance limits.

PERCENT SOLIDS

Samples 580-8004-1 through 580-8004-24 were analyzed for percent solids in accordance with EPA Method 160.3 Modified. The samples were analyzed on 11/07/2007 and 11/08/2007.

No difficulties were encountered during the percent solids analyses.

All quality control parameters were within the acceptance limits.

This case narrative is available in Word format upon request.

METHOD SUMMARY

Client: TestAmerica Laboratories, Inc.

Job Number: 580-8004-1

Description	Lab Location	Method	Preparation Method
Matrix: Solid			
Organotins by GC/MS (PSEP) Protocol	TAL TAC	Organotins	
Organotins by GC/MS (PSEP) Protocol, Prep (Solid)	TAL TAC		Organotin Prep

Lab References:

TAL TAC = TestAmerica Tacoma

Method References:

SAMPLE SUMMARY

Client: TestAmerica Laboratories, Inc.

Job Number: 580-8004-1

Lab Sample ID	Client Sample ID	Client Matrix	Date/Time Sampled	Date/Time Received
580-8004-1	FMC 25	Solid	11/01/2007 0000	11/03/2007 1035
580-8004-2	FMC 26	Solid	11/01/2007 0000	11/03/2007 1035
580-8004-3	FMC 15	Solid	10/31/2007 0000	11/03/2007 1035
580-8004-4	FMC 16	Solid	10/31/2007 0000	11/03/2007 1035
580-8004-5	FMC 17	Solid	10/31/2007 0000	11/03/2007 1035
580-8004-6	FMC 18	Solid	10/31/2007 0000	11/03/2007 1035
580-8004-7	FMC 19	Solid	10/31/2007 0000	11/03/2007 1035
580-8004-8	FMC 20	Solid	10/31/2007 0000	11/03/2007 1035
580-8004-9	FMC 21	Solid	10/31/2007 0000	11/03/2007 1035
580-8004-10	FMC 22	Solid	10/31/2007 0000	11/03/2007 1035
580-8004-11	FMC 23	Solid	10/31/2007 0000	11/03/2007 1035
580-8004-12	FMC 3	Solid	10/31/2007 0000	11/03/2007 1035
580-8004-13	FMC 4	Solid	10/31/2007 0000	11/03/2007 1035
580-8004-14	FMC 5	Solid	10/31/2007 0000	11/03/2007 1035
580-8004-15	FMC 6	Solid	10/31/2007 0000	11/03/2007 1035
580-8004-16	FMC 7	Solid	10/31/2007 0000	11/03/2007 1035
580-8004-17	FMC 8	Solid	10/31/2007 0000	11/03/2007 1035
580-8004-18	FMC 24	Solid	10/30/2007 0000	11/03/2007 1035
580-8004-19	FMC 9	Solid	10/30/2007 0000	11/03/2007 1035
580-8004-20	FMC 10	Solid	10/30/2007 0000	11/03/2007 1035
580-8004-21	FMC 11	Solid	10/30/2007 0000	11/03/2007 1035
580-8004-22	FMC 12	Solid	10/30/2007 0000	11/03/2007 1035
580-8004-23	FMC 13	Solid	10/30/2007 0000	11/03/2007 1035
580-8004-24	FMC 14	Solid	10/30/2007 0000	11/03/2007 1035

Downie, Katie

From: Dusablon, Kris
Sent: Friday, November 02, 2007 2:33 PM
To: Downie, Katie
Cc: Hall, Barb
Subject: Martin State Airport Samples

For the Tetra Tech Samples received here by mistake, sample FMC 23 was received broken.

Kris

KRISTINE DUSABLON
Project Manager

TestAmerica
THE LEADER IN ENVIRONMENTAL TESTING

30 Community Drive, Suite 11
South Burlington, VT 05403
Tel 802.660.1990 I Direct 802.923.1022 I Fax 802.660.1919
www.testamericainc.com www.stl-inc.com

From: Downie, Katie
Sent: Friday, November 02, 2007 5:29 PM
To: Dusablon, Kris
Subject: Saturday Fed Ex instructions

Kris,

We do not have anyone here at the lab on Saturdays, so would appreciate you sending the samples according to the attached. I will be coming into the lab about midday, and can stop and pick any coolers up on my way in.

Katie Downie
Project Manager

TestAmerica
THE LEADER IN ENVIRONMENTAL TESTING

5755 8th Street East
Tacoma WA 98424
253-922-2310x135 | 253-922-5047 Fax
www.testamericainc.com www.stl-inc.com

My new email address is katie.downie@testamericainc.com

Bortot, Veronica

From: Kreps, Kathy
Sent: Wednesday, October 24, 2007 6:43 PM
To: Bortot, Veronica
Subject: RE: TestAmerica Pittsburgh - Quote #18001572 - Tetra Tech NUS Inc - Martin State Airport Add-on Proposal

Veronica,

We need a 4 oz glass jar for the tributyltins. By the way, now that we're TestAmerica, we're called 'Tacoma' instead of 'Seattle' (although the quote module still calls us Seattle).

We aren't sure about TtNUS version 7 EDD. We haven't done any work for TtNUS out here - we looked at the EDD specs that Barb had sent us and they look relatively easy, but we don't see this option in TALS. We will forward the specifications to the TALS helpdesk to see what they can do, but this is not usually a quick fix. Otherwise, we might be able to take our STL Standard EDD out of TALS and tweak it a little.

The bottom line is we can get the analysis done in 7 days, but not sure on the EDD.

Kathy

KATHY E. KREPS
Laboratory Director

TestAmerica
THE LEADER IN ENVIRONMENTAL TESTING

5755 8th Street East
Tacoma, WA 98424
Tel 253.922.2310 ext 114 | Fax 253.922.5047
www.testamericainc.com www.stl-inc.com

-----Original Message-----
From: Bortot, Veronica
Sent: Wednesday, October 24, 2007 3:05 PM
To: Reynolds, John; Kreps, Kathy
Subject: RE: TestAmerica Pittsburgh - Quote #18001572 - Tetra Tech NUS Inc - Martin State Airport Add-on Proposal

John/ Kathy,

what type of bottles do you need for the parameters that are coming your way? (perchlorates KNOX; tributyltins SEA) Kathy, can Seattle provide the client with the TTNUS version 7 EDD?

-----Original Message-----
From: Hall, Barb
Sent: Wednesday, October 24, 2007 9:57 AM

small blue cooler

Joseph Mart TAC-TC 11/7/07 @ 0945 3.3°C
TP 0.5°C

DATA REPORTING QUALIFIERS

Client: TestAmerica Laboratories, Inc.

Job Number: 580-8004-1

Lab Section	Qualifier	Description
GC/MS Semi VOA		
	F	MS or MSD exceeds the control limits
	F	RPD of the MS and MSD exceeds the control limits

Client: TestAmerica Laboratories, Inc.

Job Number: 580-8004-1

QC Association Summary

Lab Sample ID	Client Sample ID	Report Basis	Client Matrix	Method	Prep Batch
GC/MS Semi VOA					
Prep Batch: 580-25378					
LCS 580-25378/2-A	Lab Control Spike	T	Solid	Organotin Prep	
LCSD 580-25378/3-A	Lab Control Spike Duplicate	T	Solid	Organotin Prep	
MB 580-25378/1-A	Method Blank	T	Solid	Organotin Prep	
580-8004-1	FMC 25	T	Solid	Organotin Prep	
580-8004-1MS	Matrix Spike	T	Solid	Organotin Prep	
580-8004-1MSD	Matrix Spike Duplicate	T	Solid	Organotin Prep	
580-8004-2	FMC 26	T	Solid	Organotin Prep	
580-8004-3	FMC 15	T	Solid	Organotin Prep	
580-8004-4	FMC 16	T	Solid	Organotin Prep	
580-8004-5	FMC 17	T	Solid	Organotin Prep	
580-8004-6	FMC 18	T	Solid	Organotin Prep	
580-8004-7	FMC 19	T	Solid	Organotin Prep	
580-8004-8	FMC 20	T	Solid	Organotin Prep	
580-8004-9	FMC 21	T	Solid	Organotin Prep	
580-8004-10	FMC 22	T	Solid	Organotin Prep	
580-8004-12	FMC 3	T	Solid	Organotin Prep	
580-8004-13	FMC 4	T	Solid	Organotin Prep	
580-8004-14	FMC 5	T	Solid	Organotin Prep	
580-8004-15	FMC 6	T	Solid	Organotin Prep	
580-8004-16	FMC 7	T	Solid	Organotin Prep	
580-8004-17	FMC 8	T	Solid	Organotin Prep	
580-8004-18	FMC 24	T	Solid	Organotin Prep	
580-8004-19	FMC 9	T	Solid	Organotin Prep	
580-8004-20	FMC 10	T	Solid	Organotin Prep	
580-8004-21	FMC 11	T	Solid	Organotin Prep	
Prep Batch: 580-25386					
LCS 580-25386/2-A	Lab Control Spike	T	Solid	Organotin Prep	
LCSD 580-25386/3-A	Lab Control Spike Duplicate	T	Solid	Organotin Prep	
MB 580-25386/1-A	Method Blank	T	Solid	Organotin Prep	
580-8004-22	FMC 12	T	Solid	Organotin Prep	
580-8004-22MS	Matrix Spike	T	Solid	Organotin Prep	
580-8004-22MSD	Matrix Spike Duplicate	T	Solid	Organotin Prep	
580-8004-23	FMC 13	T	Solid	Organotin Prep	
580-8004-24	FMC 14	T	Solid	Organotin Prep	
Prep Batch: 580-25466					
LCS 580-25466/2-A	Lab Control Spike	T	Solid	Organotin Prep	
LCSD 580-25466/3-A	Lab Control Spike Duplicate	T	Solid	Organotin Prep	
MB 580-25466/1-A	Method Blank	T	Solid	Organotin Prep	
580-8004-11	FMC 23	T	Solid	Organotin Prep	

Client: TestAmerica Laboratories, Inc.

Job Number: 580-8004-1

QC Association Summary

Lab Sample ID	Client Sample ID	Report Basis	Client Matrix	Method	Prep Batch
GC/MS Semi VOA					
Analysis Batch:580-25618					
LCS 580-25386/2-A	Lab Control Spike	T	Solid	Organotins	580-25386
LCSD 580-25386/3-A	Lab Control Spike Duplicate	T	Solid	Organotins	580-25386
MB 580-25386/1-A	Method Blank	T	Solid	Organotins	580-25386
580-8004-22	FMC 12	T	Solid	Organotins	580-25386
580-8004-22MS	Matrix Spike	T	Solid	Organotins	580-25386
580-8004-22MSD	Matrix Spike Duplicate	T	Solid	Organotins	580-25386
580-8004-23	FMC 13	T	Solid	Organotins	580-25386
580-8004-24	FMC 14	T	Solid	Organotins	580-25386
Analysis Batch:580-25682					
LCS 580-25378/2-A	Lab Control Spike	T	Solid	Organotins	580-25378
LCSD 580-25378/3-A	Lab Control Spike Duplicate	T	Solid	Organotins	580-25378
MB 580-25378/1-A	Method Blank	T	Solid	Organotins	580-25378
LCS 580-25466/2-A	Lab Control Spike	T	Solid	Organotins	580-25466
LCSD 580-25466/3-A	Lab Control Spike Duplicate	T	Solid	Organotins	580-25466
MB 580-25466/1-A	Method Blank	T	Solid	Organotins	580-25466
580-8004-1	FMC 25	T	Solid	Organotins	580-25378
580-8004-1MS	Matrix Spike	T	Solid	Organotins	580-25378
580-8004-1MSD	Matrix Spike Duplicate	T	Solid	Organotins	580-25378
580-8004-2	FMC 26	T	Solid	Organotins	580-25378
580-8004-3	FMC 15	T	Solid	Organotins	580-25378
580-8004-4	FMC 16	T	Solid	Organotins	580-25378
580-8004-5	FMC 17	T	Solid	Organotins	580-25378
580-8004-6	FMC 18	T	Solid	Organotins	580-25378
580-8004-7	FMC 19	T	Solid	Organotins	580-25378
580-8004-8	FMC 20	T	Solid	Organotins	580-25378
580-8004-9	FMC 21	T	Solid	Organotins	580-25378
580-8004-10	FMC 22	T	Solid	Organotins	580-25378
580-8004-11	FMC 23	T	Solid	Organotins	580-25466
580-8004-12	FMC 3	T	Solid	Organotins	580-25378
580-8004-13	FMC 4	T	Solid	Organotins	580-25378
580-8004-14	FMC 5	T	Solid	Organotins	580-25378
580-8004-15	FMC 6	T	Solid	Organotins	580-25378
580-8004-16	FMC 7	T	Solid	Organotins	580-25378
580-8004-17	FMC 8	T	Solid	Organotins	580-25378
580-8004-18	FMC 24	T	Solid	Organotins	580-25378
580-8004-19	FMC 9	T	Solid	Organotins	580-25378
580-8004-20	FMC 10	T	Solid	Organotins	580-25378
580-8004-21	FMC 11	T	Solid	Organotins	580-25378

Report Basis
T = Total

Client: TestAmerica Laboratories, Inc.

Job Number: 580-8004-1

QC Association Summary

Lab Sample ID	Client Sample ID	Report Basis	Client Matrix	Method	Prep Batch
General Chemistry					
Analysis Batch:580-25442					
580-8004-1	FMC 25	T	Solid	PercentMoisture	
580-8004-2	FMC 26	T	Solid	PercentMoisture	
580-8004-3	FMC 15	T	Solid	PercentMoisture	
580-8004-4	FMC 16	T	Solid	PercentMoisture	
580-8004-5	FMC 17	T	Solid	PercentMoisture	
580-8004-6	FMC 18	T	Solid	PercentMoisture	
580-8004-7	FMC 19	T	Solid	PercentMoisture	
580-8004-8	FMC 20	T	Solid	PercentMoisture	
580-8004-9	FMC 21	T	Solid	PercentMoisture	
580-8004-10	FMC 22	T	Solid	PercentMoisture	
580-8004-12	FMC 3	T	Solid	PercentMoisture	
580-8004-13	FMC 4	T	Solid	PercentMoisture	
580-8004-14	FMC 5	T	Solid	PercentMoisture	
580-8004-15	FMC 6	T	Solid	PercentMoisture	
580-8004-16	FMC 7	T	Solid	PercentMoisture	
580-8004-17	FMC 8	T	Solid	PercentMoisture	
580-8004-18	FMC 24	T	Solid	PercentMoisture	
580-8004-19	FMC 9	T	Solid	PercentMoisture	
580-8004-20	FMC 10	T	Solid	PercentMoisture	
580-8004-21	FMC 11	T	Solid	PercentMoisture	
580-8004-22	FMC 12	T	Solid	PercentMoisture	
580-8004-23	FMC 13	T	Solid	PercentMoisture	
580-8004-24	FMC 14	T	Solid	PercentMoisture	
Analysis Batch:580-25498					
580-8004-11	FMC 23	T	Solid	PercentMoisture	

Report Basis
T = Total

Client: TestAmerica Laboratories, Inc.

Job Number: 580-8004-1

Surrogate Recovery Report

Organotins Organotins by GC/MS (PSEP) Protocol

Client Matrix: Solid

Lab Sample ID	Client Sample ID	TPT %Rec
580-8004-1	FMC 25	81
580-8004-2	FMC 26	65
580-8004-3	FMC 15	62
580-8004-4	FMC 16	67
580-8004-5	FMC 17	73
580-8004-6	FMC 18	85
580-8004-7	FMC 19	73
580-8004-8	FMC 20	80
580-8004-9	FMC 21	63
580-8004-10	FMC 22	73
580-8004-11	FMC 23	83
580-8004-12	FMC 3	76
580-8004-13	FMC 4	71
580-8004-14	FMC 5	79
580-8004-15	FMC 6	69
580-8004-16	FMC 7	59
580-8004-17	FMC 8	75
580-8004-18	FMC 24	62
580-8004-19	FMC 9	54
580-8004-20	FMC 10	75
580-8004-21	FMC 11	45
580-8004-22	FMC 12	74
580-8004-23	FMC 13	80
580-8004-24	FMC 14	75
MB 580-25378/1-A		82
MB 580-25386/1-A		84
MB 580-25466/1-A		75
LCS 580-25378/2-A		99
LCS 580-25386/2-A		99

Surrogate	Acceptance Limits
TPT = Tripentyltin	42-192

Client: TestAmerica Laboratories, Inc.

Job Number: 580-8004-1

Surrogate Recovery Report

Organotins Organotins by GC/MS (PSEP) Protocol

Client Matrix: Solid

Lab Sample ID	Client Sample ID	TPT %Rec
LCS 580-25466/2-A		98
LCSD 580-25378/3-A		89
LCSD 580-25386/3-A		98
LCSD 580-25466/3-A		90
580-8004-1 MS	FMC 25 MS	74
580-8004-22 MS	FMC 12 MS	79
580-8004-1 MSD	FMC 25 MSD	68
580-8004-22 MSD	FMC 12 MSD	78

Surrogate	Acceptance Limits
TPT = Tripentyltin	42-192

Client: TestAmerica Laboratories, Inc.

Job Number: 580-8004-1

Method Blank - Batch: 580-25378

Method: Organotins
Preparation: Organotin Prep

Lab Sample ID: MB 580-25378/1-A
Client Matrix: Solid
Dilution: 1.0
Date Analyzed: 11/07/2007 2021
Date Prepared: 11/05/2007 1145

Analysis Batch: 580-25682
Prep Batch: 580-25378
Units: ug/Kg

Instrument ID: SEA008
Lab File ID: L25757.D
Initial Weight/Volume: 15.0000 g
Final Weight/Volume: 20 mL
Injection Volume:

Analyte	Result	Qual	MDL	RL
Dibutyltin	ND		0.36	1.3
Monobutyltin	ND		0.21	1.3
Tetra-n-butyltin	ND		1.2	3.6
Tributyltin	ND		0.35	1.3

Surrogate	% Rec	Acceptance Limits
Tripentyltin	82	42 - 192

Lab Control Spike/
Lab Control Spike Duplicate Recovery Report - Batch: 580-25378

Method: Organotins
Preparation: Organotin Prep

LCS Lab Sample ID: LCS 580-25378/2-A
Client Matrix: Solid
Dilution: 1.0
Date Analyzed: 11/07/2007 2045
Date Prepared: 11/05/2007 1145

Analysis Batch: 580-25682
Prep Batch: 580-25378
Units: ug/Kg

Instrument ID: SEA008
Lab File ID: L25758.D
Initial Weight/Volume: 15.0000 g
Final Weight/Volume: 20 mL
Injection Volume:

LCSD Lab Sample ID: LCSD 580-25378/3-A
Client Matrix: Solid
Dilution: 1.0
Date Analyzed: 11/07/2007 2109
Date Prepared: 11/05/2007 1145

Analysis Batch: 580-25682
Prep Batch: 580-25378
Units: ug/Kg

Instrument ID: SEA008
Lab File ID: L25759.D
Initial Weight/Volume: 15.0000 g
Final Weight/Volume: 20 mL
Injection Volume:

Analyte	% Rec. LCS	LCSD	Limit	RPD	RPD Limit	LCS Qual	LCSD Qua
Dibutyltin	74	72	32 - 114	4	30		
Monobutyltin	50	43	21 - 99	14	36		
Tetra-n-butyltin	56	56	42 - 124	0	25		
Tributyltin	83	77	29 - 110	7	28		

Surrogate	LCS % Rec	LCSD % Rec	Acceptance Limits
Tripentyltin	99	89	42 - 192

Calculations are performed before rounding to avoid round-off errors in calculated results.

Client: TestAmerica Laboratories, Inc.

Job Number: 580-8004-1

Laboratory Control/
Laboratory Duplicate Data Report - Batch: 580-25378

Method: Organotins
Preparation: Organotin Prep

LCS Lab Sample ID: LCS 580-25378/2-A
Client Matrix: Solid
Dilution: 1.0
Date Analyzed: 11/07/2007 2045
Date Prepared: 11/05/2007 1145

Units: ug/Kg

LCSD Lab Sample ID: LCSD 580-25378/3-A
Client Matrix: Solid
Dilution: 1.0
Date Analyzed: 11/07/2007 2109
Date Prepared: 11/05/2007 1145

Analyte	LCS Spike Amount	LCSD Spike Amount	LCS Result/Qual	LCSD Result/Qual
Dibutyltin	102	102	76.2	73.1
Monobutyltin	83.1	83.1	41.5	36.1
Tetra-n-butyltin	133	133	74.0	74.1
Tributyltin	119	119	98.4	91.7

Matrix Spike/
Matrix Spike Duplicate Recovery Report - Batch: 580-25378

Method: Organotins
Preparation: Organotin Prep

MS Lab Sample ID: 580-8004-1
Client Matrix: Solid
Dilution: 1.0
Date Analyzed: 11/07/2007 2133
Date Prepared: 11/05/2007 1145

Analysis Batch: 580-25682
Prep Batch: 580-25378

Instrument ID: SEA008
Lab File ID: L25760.D
Initial Weight/Volume: 15.1616 g
Final Weight/Volume: 20 mL
Injection Volume:

MSD Lab Sample ID: 580-8004-1
Client Matrix: Solid
Dilution: 1.0
Date Analyzed: 11/07/2007 2157
Date Prepared: 11/05/2007 1145

Analysis Batch: 580-25682
Prep Batch: 580-25378

Instrument ID: SEA008
Lab File ID: L25761.D
Initial Weight/Volume: 15.3485 g
Final Weight/Volume: 20 mL
Injection Volume:

Analyte	% Rec. MS	% Rec. MSD	Limit	RPD	RPD Limit	MS Qual	MSD Qual
Dibutyltin	62	57	32 - 114	9	30		
Monobutyltin	31	30	21 - 99	7	36		
Tetra-n-butyltin	53	39	42 - 124	31	25		F
Tributyltin	57	51	29 - 110	11	28		

Surrogate	MS % Rec	MSD % Rec	Acceptance Limits
Tripentyltin	74	68	42 - 192

Calculations are performed before rounding to avoid round-off errors in calculated results.

Client: TestAmerica Laboratories, Inc.

Job Number: 580-8004-1

Matrix Spike/
Matrix Spike Duplicate Data Report - Batch: 580-25378

Method: Organotins
Preparation: Organotin Prep

MS Lab Sample ID: 580-8004-1
Client Matrix: Solid
Dilution: 1.0
Date Analyzed: 11/07/2007 2133
Date Prepared: 11/05/2007 1145

Units: ug/Kg

MSD Lab Sample ID: 580-8004-1
Client Matrix: Solid
Dilution: 1.0
Date Analyzed: 11/07/2007 2157
Date Prepared: 11/05/2007 1145

Analyte	Sample Result/Qual	MS Spike Amount	MSD Spike Amount	MS Result/Qual	MSD Result/Qual	
Dibutyltin	ND	348	343	217	197	
Monobutyltin	ND	283	279	89.0	83.1	
Tetra-n-butyltin	ND	453	448	241	176	F
Tributyltin	ND	404	399	228	205	

Calculations are performed before rounding to avoid round-off errors in calculated results.

Client: TestAmerica Laboratories, Inc.

Job Number: 580-8004-1

Method Blank - Batch: 580-25386

Method: Organotins
Preparation: Organotin Prep

Lab Sample ID: MB 580-25386/1-A
Client Matrix: Solid
Dilution: 1.0
Date Analyzed: 11/08/2007 0730
Date Prepared: 11/05/2007 1325

Analysis Batch: 580-25618
Prep Batch: 580-25386
Units: ug/Kg

Instrument ID: SEA008
Lab File ID: L25784.D
Initial Weight/Volume: 15.0000 g
Final Weight/Volume: 20 mL
Injection Volume:

Analyte	Result	Qual	MDL	RL
Dibutyltin	ND		0.36	1.3
Monobutyltin	ND		0.21	1.3
Tetra-n-butyltin	ND		1.2	3.6
Tributyltin	ND		0.35	1.3

Surrogate	% Rec	Acceptance Limits
Tripentyltin	84	42 - 192

Lab Control Spike/
Lab Control Spike Duplicate Recovery Report - Batch: 580-25386

Method: Organotins
Preparation: Organotin Prep

LCS Lab Sample ID: LCS 580-25386/2-A
Client Matrix: Solid
Dilution: 1.0
Date Analyzed: 11/08/2007 0754
Date Prepared: 11/05/2007 1325

Analysis Batch: 580-25618
Prep Batch: 580-25386
Units: ug/Kg

Instrument ID: SEA008
Lab File ID: L25785.D
Initial Weight/Volume: 15.0000 g
Final Weight/Volume: 20 mL
Injection Volume:

LCSD Lab Sample ID: LCSD 580-25386/3-A
Client Matrix: Solid
Dilution: 1.0
Date Analyzed: 11/08/2007 0818
Date Prepared: 11/05/2007 1325

Analysis Batch: 580-25618
Prep Batch: 580-25386
Units: ug/Kg

Instrument ID: SEA008
Lab File ID: L25786.D
Initial Weight/Volume: 15.0000 g
Final Weight/Volume: 20 mL
Injection Volume:

Analyte	% Rec. LCS	LCSD	Limit	RPD	RPD Limit	LCS Qual	LCSD Qua
Dibutyltin	79	76	32 - 114	4	30		
Monobutyltin	47	48	21 - 99	2	36		
Tetra-n-butyltin	63	70	42 - 124	10	25		
Tributyltin	80	78	29 - 110	3	28		

Surrogate	LCS % Rec	LCSD % Rec	Acceptance Limits
Tripentyltin	99	98	42 - 192

Calculations are performed before rounding to avoid round-off errors in calculated results.

Client: TestAmerica Laboratories, Inc.

Job Number: 580-8004-1

Laboratory Control/
Laboratory Duplicate Data Report - Batch: 580-25386

Method: Organotins
Preparation: Organotin Prep

LCS Lab Sample ID: LCS 580-25386/2-A
Client Matrix: Solid
Dilution: 1.0
Date Analyzed: 11/08/2007 0754
Date Prepared: 11/05/2007 1325

Units: ug/Kg

LCSD Lab Sample ID: LCSD 580-25386/3-A
Client Matrix: Solid
Dilution: 1.0
Date Analyzed: 11/08/2007 0818
Date Prepared: 11/05/2007 1325

Analyte	LCS Spike Amount	LCSD Spike Amount	LCS Result/Qual	LCSD Result/Qual
Dibutyltin	102	102	80.5	77.8
Monobutyltin	83.1	83.1	39.2	40.1
Tetra-n-butyltin	133	133	84.4	93.4
Tributyltin	119	119	95.5	92.7

Matrix Spike/
Matrix Spike Duplicate Recovery Report - Batch: 580-25386

Method: Organotins
Preparation: Organotin Prep

MS Lab Sample ID: 580-8004-22
Client Matrix: Solid
Dilution: 1.0
Date Analyzed: 11/08/2007 0848
Date Prepared: 11/05/2007 1325

Analysis Batch: 580-25618
Prep Batch: 580-25386

Instrument ID: SEA008
Lab File ID: L25787.D
Initial Weight/Volume: 15.3670 g
Final Weight/Volume: 20 mL
Injection Volume:

MSD Lab Sample ID: 580-8004-22
Client Matrix: Solid
Dilution: 1.0
Date Analyzed: 11/08/2007 0912
Date Prepared: 11/05/2007 1325

Analysis Batch: 580-25618
Prep Batch: 580-25386

Instrument ID: SEA008
Lab File ID: L25788.D
Initial Weight/Volume: 15.8316 g
Final Weight/Volume: 20 mL
Injection Volume:

Analyte	% Rec. MS	% Rec. MSD	Limit	RPD	RPD Limit	MS Qual	MSD Qual
Dibutyltin	66	77	32 - 114	12	30		
Monobutyltin	36	36	21 - 99	2	36		
Tetra-n-butyltin	43	56	42 - 124	24	25		
Tributyltin	47	57	29 - 110	15	28		

Surrogate	MS % Rec	MSD % Rec	Acceptance Limits
Tripentyltin	79	78	42 - 192

Calculations are performed before rounding to avoid round-off errors in calculated results.

Client: TestAmerica Laboratories, Inc.

Job Number: 580-8004-1

Matrix Spike/
Matrix Spike Duplicate Data Report - Batch: 580-25386

Method: Organotins
Preparation: Organotin Prep

MS Lab Sample ID: 580-8004-22
Client Matrix: Solid
Dilution: 1.0
Date Analyzed: 11/08/2007 0848
Date Prepared: 11/05/2007 1325

Units: ug/Kg

MSD Lab Sample ID: 580-8004-22
Client Matrix: Solid
Dilution: 1.0
Date Analyzed: 11/08/2007 0912
Date Prepared: 11/05/2007 1325

Analyte	Sample Result/Qual	MS Spike Amount	MSD Spike Amount	MS Result/Qual	MSD Result/Qual
Dibutyltin	ND	260	252	171	193
Monobutyltin	ND	211	205	76.0	74.4
Tetra-n-butyltin	ND	339	329	144	184
Tributyltin	ND	302	293	143	166

Calculations are performed before rounding to avoid round-off errors in calculated results.

Client: TestAmerica Laboratories, Inc.

Job Number: 580-8004-1

Method Blank - Batch: 580-25466

Method: Organotins
Preparation: Organotin Prep

Lab Sample ID: MB 580-25466/1-A
Client Matrix: Solid
Dilution: 1.0
Date Analyzed: 11/08/2007 1137
Date Prepared: 11/07/2007 1231

Analysis Batch: 580-25682
Prep Batch: 580-25466
Units: ug/Kg

Instrument ID: SEA008
Lab File ID: L25794.D
Initial Weight/Volume: 15.0000 g
Final Weight/Volume: 20 mL
Injection Volume:

Analyte	Result	Qual	MDL	RL
Dibutyltin	ND		0.36	1.3
Monobutyltin	ND		0.21	1.3
Tetra-n-butyltin	ND		1.2	3.6
Tributyltin	ND		0.35	1.3

Surrogate	% Rec	Acceptance Limits
Tripentyltin	75	42 - 192

Lab Control Spike/
Lab Control Spike Duplicate Recovery Report - Batch: 580-25466

Method: Organotins
Preparation: Organotin Prep

LCS Lab Sample ID: LCS 580-25466/2-A
Client Matrix: Solid
Dilution: 1.0
Date Analyzed: 11/08/2007 1201
Date Prepared: 11/07/2007 1231

Analysis Batch: 580-25682
Prep Batch: 580-25466
Units: ug/Kg

Instrument ID: SEA008
Lab File ID: L25795.D
Initial Weight/Volume: 15.0000 g
Final Weight/Volume: 20 mL
Injection Volume:

LCSD Lab Sample ID: LCSD 580-25466/3-A
Client Matrix: Solid
Dilution: 1.0
Date Analyzed: 11/08/2007 1225
Date Prepared: 11/07/2007 1231

Analysis Batch: 580-25682
Prep Batch: 580-25466
Units: ug/Kg

Instrument ID: SEA008
Lab File ID: L25796.D
Initial Weight/Volume: 15.0000 g
Final Weight/Volume: 20 mL
Injection Volume:

Analyte	% Rec. LCS	LCSD	Limit	RPD	RPD Limit	LCS Qual	LCSD Qua
Dibutyltin	73	68	32 - 114	7	30		
Monobutyltin	49	49	21 - 99	0	36		
Tetra-n-butyltin	65	68	42 - 124	5	25		
Tributyltin	75	76	29 - 110	1	28		

Surrogate	LCS % Rec	LCSD % Rec	Acceptance Limits
Tripentyltin	98	90	42 - 192

Calculations are performed before rounding to avoid round-off errors in calculated results.

Client: TestAmerica Laboratories, Inc.

Job Number: 580-8004-1

Laboratory Control/
Laboratory Duplicate Data Report - Batch: 580-25466

Method: Organotins
Preparation: Organotin Prep

LCS Lab Sample ID: LCS 580-25466/2-A
Client Matrix: Solid
Dilution: 1.0
Date Analyzed: 11/08/2007 1201
Date Prepared: 11/07/2007 1231

Units: ug/Kg

LCSD Lab Sample ID: LCSD 580-25466/3-A
Client Matrix: Solid
Dilution: 1.0
Date Analyzed: 11/08/2007 1225
Date Prepared: 11/07/2007 1231

Analyte	LCS Spike Amount	LCSD Spike Amount	LCS Result/Qual	LCSD Result/Qual
Dibutyltin	102	102	75.0	69.9
Monobutyltin	83.1	83.1	40.4	40.5
Tetra-n-butyltin	133	133	86.7	90.9
Tributyltin	119	119	89.6	90.5

Calculations are performed before rounding to avoid round-off errors in calculated results.

Data File : T:\DATA\1182007\L25694.D
Acq On : 06 Nov 2007 12:35
Sample : 2.5 NG/UL DFTPP
Misc : bt$SEA800300
MS Integration Params: rteint.p
Method : T:\METHODS\DFTPP.M (RTE Integrator)
Title : DFTPP8270; PCP; Benzidine and DDT evaluation

Vial: 0
Operator: Brent Hepne
Inst :
Multiplr: 1.00

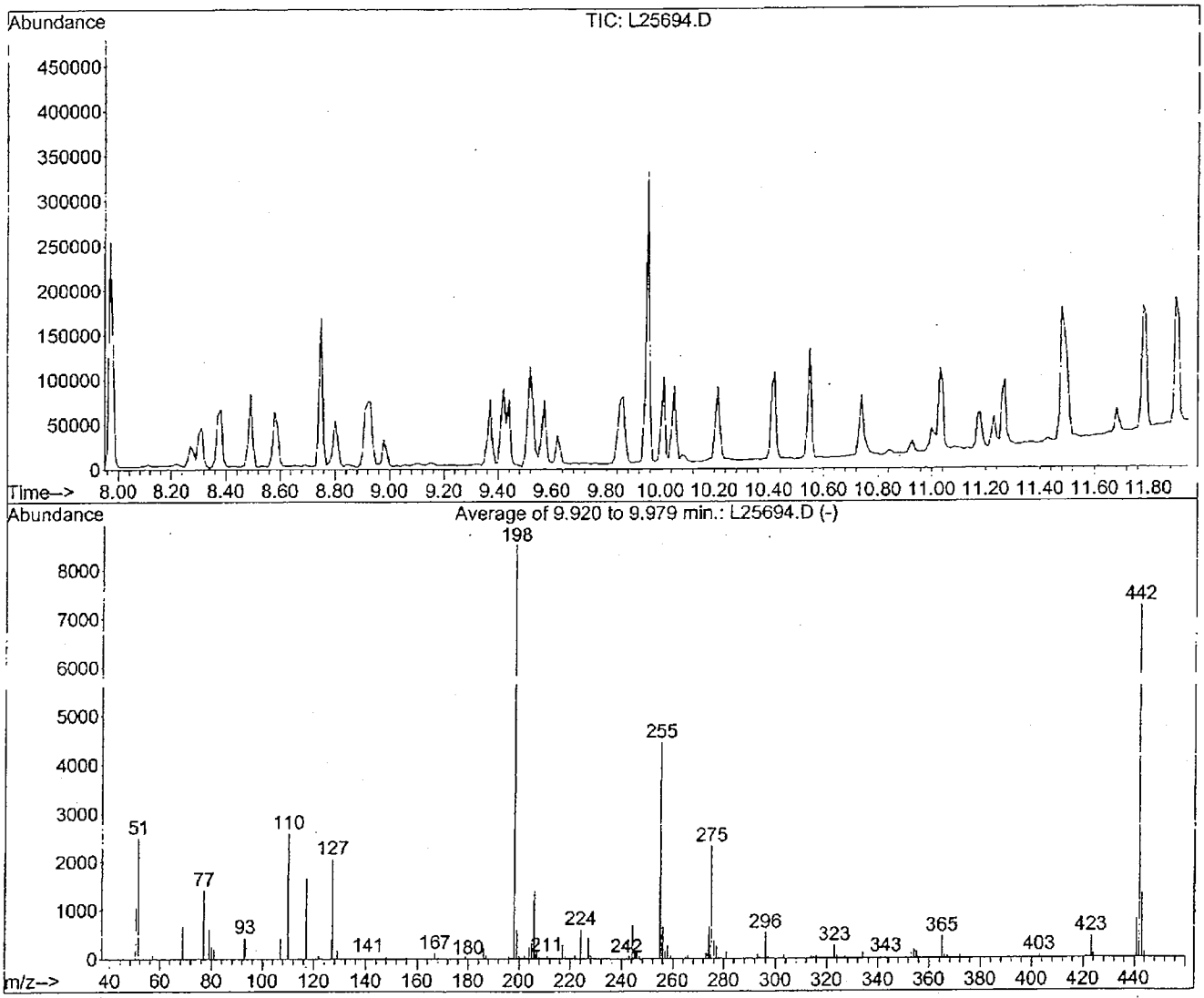

Spectrum Information: Average of 9.920 to 9.979 min.

Target Mass	Rel. to Mass	Lower Limit%	Upper Limit%	Rel. Abn%	Raw Abn	Result Pass/Fail
51	198	10	80	29.3	2495	PASS
68	69	0.00	2	0.0	0	PASS
69	198	0.00	100	7.9	670	PASS
70	69	0.00	2	0.0	0	PASS
127	198	10	80	24.2	2063	PASS
197	198	0.00	1	0.0	0	PASS
198	198	50	100	100.0	8524	PASS
199	198	5	9	7.1	608	PASS
275	198	10	60	27.3	2323	PASS
365	198	1	100	5.2	445	PASS
441	443	0.01	100	61.1	804	PASS
442	198	50	100	85.0	7242	PASS
443	442	15	24	18.2	1315	PASS

Response Factor Report

Method : T:\METHODS\ORGTIN11062007M.M (RTE Integrator)
Title : ORGANOTIN
Last Update : Mon Nov 12 10:25:04 2007
Response via : Initial Calibration

Calibration Files
200 =L25695.D 100 =L25696.D 50 =L25697.D
10 =L25698.D 5 =L25699.D 1 =L25700.D

		Compound	200	100	50	10	5	1	Avg	%RSD
1)	I	Phenanthrene-d10	ISTD							
2)	S	Tripentyltin	2.336	2.499	2.749	2.205	2.368	2.389	2.424	7.65
3)	T	Tetrabutyltin	1.155	1.161	1.338	1.130	1.247	1.357	1.231	7.98
4)	T	Tributyltin	2.090	2.161	2.438	2.224	1.812	1.921	2.108	10.57
5)	T	Dibutyltin	3.656	3.396	3.748	3.316	3.474	3.011	3.433	7.64
6)	T	Monobutyltin	1.767	2.043	2.309	2.054	1.853	1.715	1.957	11.35

(#) = Out of Range

DFTPP

Data File : T:\DATA\11122007\L25755DF.D
Acq On : 07 Nov 2007 19:34
Sample : 2.5 NG/UL DFTPP
Misc : bt$SEA800345
MS Integration Params: rteint.p
Method : T:\METHODS\DFTPP.M (RTE Integrator)
Title : DFTPP8270; PCP; Benzidine and DDT evaluation

Vial: 0
Operator: Brent Hepner
Inst :
Multiplr: 1.00

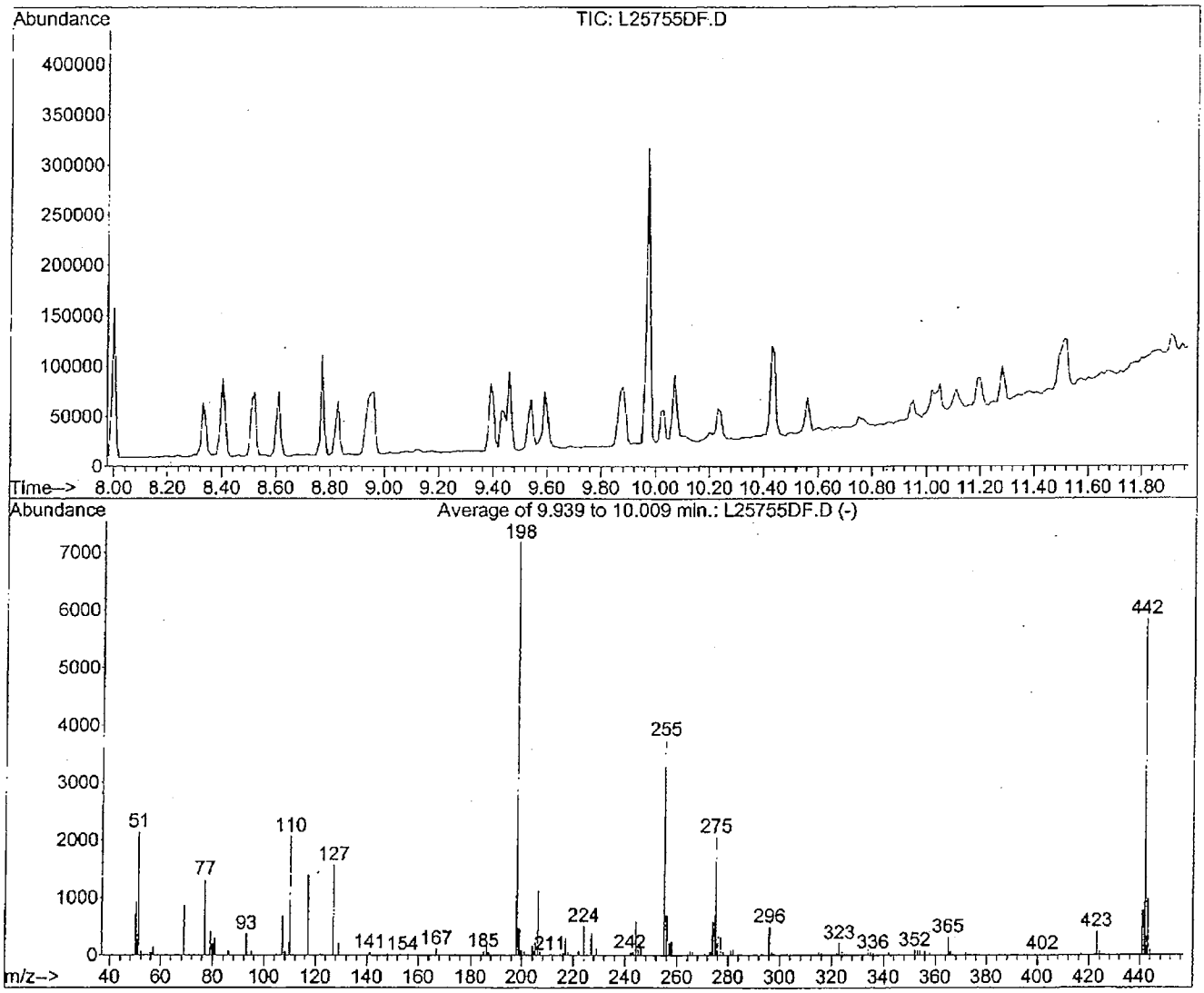

Spectrum Information: Average of 9.939 to 10.009 min.

Target Mass	Rel. to Mass	Lower Limit%	Upper Limit%	Rel. Abn%	Raw Abn	Result Pass/Fail
51	198	10	80	29.8	2143	PASS
68	69	0.00	2	0.0	0	PASS
69	198	0.00	100	12.1	867	PASS
70	69	0.00	2	0.0	0	PASS
127	198	10	80	21.8	1571	PASS
197	198	0.00	1	0.0	0	PASS
198	198	50	100	100.0	7192	PASS
199	198	5	9	6.5	466	PASS
275	198	10	60	28.6	2059	PASS
365	198	1	100	4.4	319	PASS
441	443	0.01	100	79.9	777	PASS
442	198	50	100	81.2	5841	PASS
443	442	15	24	16.7	973	PASS

Evaluate Continuing Calibration Report

Data File : T:\DATA\11122007\L25756.D
Acq On : 07 Nov 2007 19:57
Sample : 100 UG/L ORGTIN CCAL 979-48-2B
Misc : bt$SEA800345
MS Integration Params: rteint.p

Vial: 0
Operator: Brent Hepner
Inst :
Multiplr: 1.00

Method : T:\METHODS\ORGTIN11062007M.M (RTE Integrator)
Title : ORGANOTIN
Last Update : Tue Nov 13 14:07:11 2007
Response via : Multiple Level Calibration

Min. RRF : 0.000 Min. Rel. Area : 50% Max. R.T. Dev 0.50min
Max. RRF Dev : 20% Max. Rel. Area : 200%

		Compound	Amount	Calc.	%Dev	Area%	Dev(min)
1	I	Phenanthrene-d10	100.000	100.000	0.0	89	0.00
2	S	Tripentyltin	100.000	86.538	13.5	75	0.00
3	T	Tetrabutyltin	100.000	92.107	7.9	87	0.00
4	T	Tributyltin	73.300	71.748	2.1	85	0.00
5	T	Dibutyltin	57.700	53.820	6.7	84	0.00
6	T	Monobutyltin	40.700	32.824	19.4	69	0.00

(#) = Out of Range SPCC's out = 0 CCC's out = 0

DFTPP

Data File : T:\DATA\11122007\L25782DF.D
Acq On : 08 Nov 2007 6:42
Sample : 2.5 NG/UL DFTPP
Misc : bt$SEA800346
MS Integration Params: rteint.p
Method : T:\METHODS\ORGTIN11062007M.M (RTE Integrator)
Title : ORGANOTIN

Vial: 0
Operator: Brent Hepner
Inst :
Multiplr: 1.00

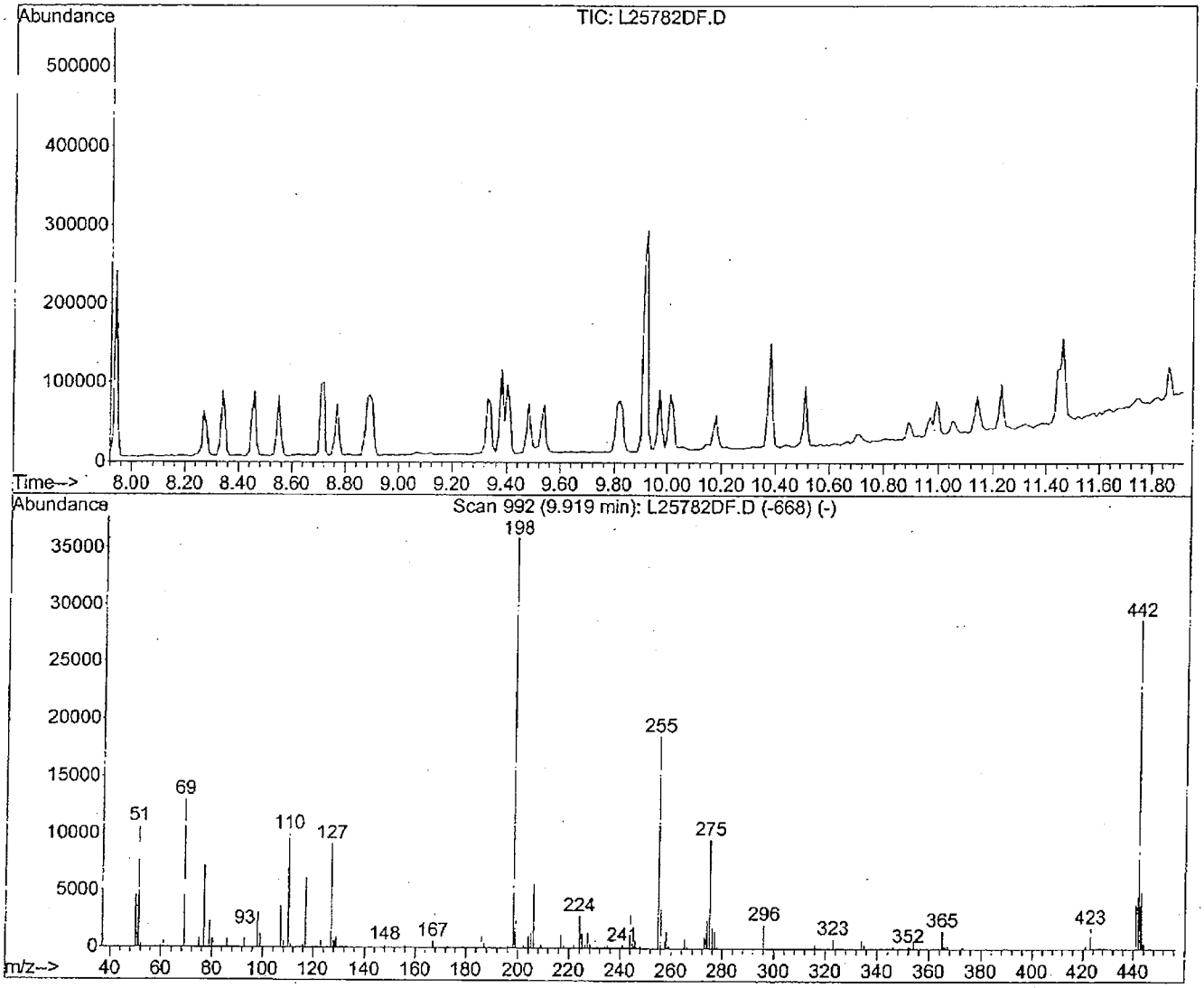

Spectrum Information: Scan 992

Target Mass	Rel. to Mass	Lower Limit%	Upper Limit%	Rel. Abn%	Raw Abn	Result Pass/Fail
51	198	10	80	29.6	10641	PASS
68	69	0.00	2	0.0	0	PASS
69	198	0.00	100	36.2	12987	PASS
70	69	0.00	2	0.0	0	PASS
127	198	10	80	25.5	9140	PASS
197	198	0.00	1	0.3	116	PASS
198	198	50	100	100.0	35912	PASS
199	198	5	9	6.7	2400	PASS
275	198	10	60	26.7	9576	PASS
365	198	1	100	4.5	1616	PASS
441	443	0.01	100	76.9	3833	PASS
442	198	50	100	79.9	28696	PASS
443	442	15	24	17.4	4983	PASS

Evaluate Continuing Calibration Report

Data File : T:\DATA\11122007\L25783.D
Acq On : 08 Nov 2007 7:06
Sample : 100 UG/L ORGTIN CCAL 979-48-2B
Misc : bt$SEA800346
MS Integration Params: rteint.p

Vial: 0
Operator: Brent Hepner
Inst :
Multiplr: 1.00

Method : T:\METHODS\ORGTIN11062007M.M (RTE Integrator)
Title : ORGANOTIN
Last Update : Tue Nov 13 14:27:19 2007
Response via : Multiple Level Calibration

Min. RRF : 0.000 Min. Rel. Area : 50% Max. R.T. Dev 0.50min
Max. RRF Dev : 20% Max. Rel. Area : 200%

		Compound	Amount	Calc.	%Dev	Area%	Dev(min)
1	I	Phenanthrene-d10	100.000	100.000	0.0	79	0.00
2	S	Tripentyltin	100.000	107.300	-7.3	82	0.00
3	T	Tetrabutyltin	100.000	100.215	-0.2	84	0.00
4	T	Tributyltin	73.300	85.522	-16.7	90	0.00
5	T	Dibutyltin	57.700	59.153	-2.5	82	0.00
6	T	Monobutyltin	40.700	35.751	12.2	66	0.00

(#) = Out of Range SPCC's out = 0 CCC's out = 0
L25783.D ORGTIN11062007M.M Tue Nov 13 14:55:26 2007 Page 7 (7001 of 7315)

TETRA TECH NUS, INC. **CALCULATION WORKSHEET** PAGE ____ OF ____

CLIENT Frog Motar Creek		JOB NUMBER 00998	
SUBJECT VOC			
BASED ON 8260B		DRAWING NUMBER	
BY Edward Anchlyer	CHECKED BY	APPROVED BY	DATE

FMC-15

Cis-1,2-dichloroethene = 5.8 ug/kg

$$\frac{8987 \times 250}{359445 \times .29382 \times 5 \times 0.74} = 5.7 \text{ ug/kg}$$

Tetra Tech NUS, Inc

Client Sample ID: FMC-15

GC/MS Volatiles

Lot-Sample #...:	C7K020180-008	**Work Order #...:**	KAETX1AV	**Matrix.....:**	SOLID
Date Sampled...:	10/31/07	**Date Received..:**	11/02/07	**MS Run #.....:**	7314024
Prep Date.....:	11/10/07	**Analysis Date..:**	11/10/07		
Prep Batch #...:	7314050	**Analysis Time..:**	14:31		
Dilution Factor:	1	**Initial Wgt/Vol:**	5 g	**Final Wgt/Vol..:**	5 mL
% Moisture.....:	26	**Analyst ID.....:**	010099	**Instrument ID..:**	HP3
		Method.....:	SW846 8260B		

PARAMETER	RESULT	REPORTING LIMIT	UNITS	MDL
Acetone	ND	27	ug/kg	6.8
Benzene	ND	6.8	ug/kg	1.4
Bromodichloromethane	ND	6.8	ug/kg	1.3
Bromoform	ND	6.8	ug/kg	1.4
Bromomethane	ND	6.8	ug/kg	1.7
2-Butanone	ND	6.8	ug/kg	1.3
Carbon disulfide	ND	6.8	ug/kg	1.7
Carbon tetrachloride	ND	6.8	ug/kg	1.2
Chlorobenzene	ND	6.8	ug/kg	1.5
Chloroethane	ND	6.8	ug/kg	2.0
Chloroform	ND	6.8	ug/kg	1.4
Chloromethane	ND	6.8	ug/kg	1.5
Cyclohexane	ND	6.8	ug/kg	1.4
Dibromochloromethane	ND	6.8	ug/kg	1.3
1,2-Dibromo-3-chloro-propane	ND	6.8	ug/kg	1.1
1,2-Dibromoethane	ND	6.8	ug/kg	1.4
1,3-Dichlorobenzene	ND	6.8	ug/kg	1.4
1,4-Dichlorobenzene	ND	6.8	ug/kg	1.5
1,2-Dichlorobenzene	ND	6.8	ug/kg	1.5
Dichlorodifluoromethane	ND	6.8	ug/kg	1.7
1,1-Dichloroethane	ND	6.8	ug/kg	1.3
1,2-Dichloroethane	ND	6.8	ug/kg	1.5
1,1-Dichloroethene	ND	6.8	ug/kg	1.6
cis-1,2-Dichloroethene	**5.8 J**	**6.8**	**ug/kg**	**1.5**
trans-1,2-Dichloroethene	ND	6.8	ug/kg	1.6
1,2-Dichloropropane	ND	6.8	ug/kg	1.5
cis-1,3-Dichloropropene	ND	6.8	ug/kg	1.2
trans-1,3-Dichloropropene	ND	6.8	ug/kg	1.2
Ethylbenzene	ND	6.8	ug/kg	1.6
2-Hexanone	ND	6.8	ug/kg	1.1
Isopropylbenzene	ND	6.8	ug/kg	1.5
Methyl acetate	ND	6.8	ug/kg	1.4
Methylene chloride	ND	6.8	ug/kg	1.0
Methylcyclohexane	ND	6.8	ug/kg	1.5
4-Methyl-2-pentanone	ND	6.8	ug/kg	1.2
Methyl tert-butyl ether	ND	6.8	ug/kg	1.3

(Continued on next page)

TestAmerica Pittsburgh

VOLATILE REPORT SW-846 Method

Data file : \\pitsvr06\d\chem\hp3.i\3111007d.b\3111012.D
Lab Smp Id: kaetx1av Client Smp ID: FMC-15
Inj Date : 10-NOV-2007 14:31
Operator : 10099 Inst ID: hp3.i
Smp Info : C7K020180-008 5.00G/5ML
Misc Info : kaetx1av,3111007d.b,8260bsoil.m,4-dwsoil.sub
Comment :
Method : \\pitsvr06\d\chem\hp3.i\3111007d.b\8260bsoil.m
Meth Date : 10-Nov-2007 09:50 gordonk Quant Type: ISTD
Cal Date : 08-NOV-2007 13:26 Cal File: 1F31108.D
Als bottle: 7
Dil Factor: 1.00000
Integrator: HP RTE Compound Sublist: 4-dwsoil.sub
Target Version: 4.14
Processing Host: PITPC-110

Concentration Formula: Amt * DF * 1/Vo * CpndVariable

Name	Value	Description
DF	1.000	Dilution Factor
Vo	5.000	Sample Amount
Cpnd Variable		Local Compound Variable

Compounds	QUANT SIG MASS	RT	EXP RT	REL RT	RESPONSE	CONCENTRATIONS ON-COLUMN (ng)	FINAL (ug/Kg)	
* 46 Fluorobenzene	96	7.748	7.743	(1.000)	359445	250.000		
* 69 Chlorobenzene-d5	119	10.814	10.809	(1.000)	75123	250.000		(Q)
* 92 1,4-Dichlorobenzene-d4	152	13.138	13.133	(1.000)	101748	250.000		
$ 39 Dibromofluoromethane	113	7.012	7.007	(0.905)	73790	243.704	48.74	
$ 43 1,2-Dichloroethane-d4	65	7.383	7.372	(0.953)	93864	255.937	51.19	
$ 59 Toluene-d8	98	9.378	9.373	(0.867)	319002	246.853	49.37	
$ 80 Bromofluorobenzene	95	11.976	11.971	(1.107)	119654	256.832	51.37	
1 Dichlorodifluoromethane	85	Compound Not Detected.						
2 Chloromethane	50	Compound Not Detected.						
3 Vinyl Chloride	62	Compound Not Detected.						
4 Bromomethane	94	Compound Not Detected.						
5 Chloroethane	64	Compound Not Detected.						
166 Trichlorofluoromethane	101	Compound Not Detected.						
10 1,1,2-trichloro-1,2,2-trifluor	101	Compound Not Detected.						
12 1,1-Dichloroethene	96	Compound Not Detected.						
15 Carbon Disulfide	76	Compound Not Detected.						
13 Acetone	43	Compound Not Detected.						
18 Methylene Chloride	84	Compound Not Detected.						
19 trans-1,2-Dichloroethene	96	Compound Not Detected.						
20 Methyl tert-butyl ether	73	Compound Not Detected.						
24 1,1-Dichloroethane	63	Compound Not Detected.						
27 2,2-Dichloropropane	77	Compound Not Detected.						
28 cis-1,2-dichloroethene	96	6.452	6.435	(0.833)	8987	21.2738	4.255	

TestAmerica Pittsburgh

INITIAL CALIBRATION DATA

Start Cal Date : 08-NOV-2007 11:27
End Cal Date : 08-NOV-2007 13:26
Quant Method : ISTD
Origin : Disabled
Target Version : 4.14
Integrator : HP RTE
Method file : \\pitsvr06\d\chem\hp3.i\3110807n.b\8260bsoil.m
Last Edit : 08-Nov-2007 13:45 hp3.i
Curve Type : Average

	Compound	5.000 Level 1	25.000 Level 2	50.000 Level 3	100.000 Level 4	200.000 Level 5	250.000 Level 6	RRF	% RSD	
	24 1,1-Dichloroethane	0.61161	0.54917	0.51669	0.55614	0.55434	0.54484	0.55546	5.584	
	25 Isopropyl Ether	+++++	+++++	+++++	+++++	+++++	+++++	+++++	+++++	<-
	26 2-Chloro-1,3-butadiene	+++++	+++++	+++++	+++++	+++++	+++++	+++++	+++++	<-
	27 2,2-Dichloropropane	0.24417	0.23404	0.21916	0.23786	0.22386	0.21700	0.22935	4.779	
	28 cis-1,2-dichloroethene	0.30698	0.29637	0.27977	0.30181	0.29314	0.28483	0.29382	3.478	
M	29 1,2-Dichloroethene (total)	0.30541	0.29186	0.27633	0.29793	0.29285	0.28546	0.29164	3.440	
	30 Bromochloromethane	0.10894	0.11913	0.11476	0.12518	0.12387	0.12235	0.11904	5.210	
	31 2-Butanone	0.19304	0.18413	0.20272	0.21666	0.21777	0.20585	0.20336	6.477	
	32 Vinyl Acetate	+++++	+++++	+++++	+++++	+++++	+++++	+++++	+++++	<-
	33 Ethyl Acetate	+++++	+++++	+++++	+++++	+++++	+++++	+++++	+++++	<-
	34 Propionitrile	+++++	+++++	+++++	+++++	+++++	+++++	+++++	+++++	<-
	35 Tetrahydrofuran	+++++	+++++	+++++	+++++	+++++	+++++	+++++	+++++	<-
	36 Methacrylonitrile	+++++	+++++	+++++	+++++	+++++	+++++	+++++	+++++	<-
	37 Chloroform	0.44906	0.41806	0.39967	0.43605	0.43536	0.43069	0.42815	4.006	
	38 1,1,1-Trichloroethane	0.48738	0.34586	0.33276	0.36125	0.35661	0.35378	0.37294	15.270	<-
	40 1,1-Dichloropropene	0.38778	0.37728	0.37138	0.40388	0.38688	0.37349	0.38345	3.153	
	41 Carbon Tetrachloride	0.25742	0.25682	0.25948	0.29733	0.29387	0.30252	0.27791	7.953	
	42 Benzene	1.22673	1.16063	1.13346	1.20115	1.15557	1.10600	1.16392	3.783	
	44 Isobutanol	+++++	+++++	+++++	+++++	+++++	+++++	+++++	+++++	<-
	45 1,2-Dichloroethane	0.35344	0.33888	0.32548	0.35371	0.34653	0.34210	0.34336	3.082	
	47 Trichloroethene	0.31243	0.26651	0.26322	0.27969	0.27381	0.26853	0.27737	6.537	
	48 n-Butanol	+++++	+++++	+++++	+++++	+++++	+++++	+++++	+++++	<-
	49 1,2-Dichloropropane	0.31458	0.30413	0.30145	0.32749	0.32156	0.31067	0.31331	3.200	
	50 Dibromomethane	0.11977	0.13415	0.13462	0.14705	0.14540	0.14158	0.13710	7.318	
	51 Methyl methacrylate	+++++	+++++	+++++	+++++	+++++	+++++	+++++	+++++	<-
	52 1,4-Dioxane	+++++	+++++	+++++	+++++	+++++	+++++	+++++	+++++	<-
	53 Bromodichloromethane	0.24911	0.27693	0.27782	0.31669	0.31884	0.31794	0.29289	9.972	
	54 2-Nitropropane	+++++	+++++	+++++	+++++	+++++	+++++	+++++	+++++	<-
	55 2-Methylfuran	+++++	+++++	+++++	+++++	+++++	+++++	+++++	+++++	<-
	56 2-Chloroethyl vinyl ether	+++++	+++++	+++++	+++++	+++++	+++++	+++++	+++++	<-
	57 cis-1,3-Dichloropropene	0.32095	0.38756	0.39483	0.44285	0.44361	0.43567	0.40424	11.777	
	58 4-Methyl-2-Pentanone	1.77459	1.75482	1.80210	1.86353	1.68060	1.62119	1.74947	4.959	
	60 Toluene	6.67439	5.89296	5.55599	5.56603	4.92353	4.69546	5.55139	12.750	
	61 trans-1,3-Dichloropropene	1.30864	1.58328	1.58739	1.71614	1.60593	1.56827	1.56161	8.640	
	62 Ethyl methacrylate	+++++	+++++	+++++	+++++	+++++	+++++	+++++	+++++	<-
	63 1,3-Dichloropropane	1.95866	1.91352	1.90057	1.92436	1.71031	1.63836	1.84096	7.196	

TETRA TECH NUS, INC. **CALCULATION WORKSHEET** PAGE _____ OF _____

CLIENT		JOB NUMBER	
Frog Mortar Creek		00998	
SUBJECT			
VOC			
BASED ON		DRAWING NUMBER	
8260B			
BY	CHECKED BY	APPROVED BY	DATE
[signature]			

FMC-24

benzo(b)fluoranthene = 580 ug/kg

$$\frac{471997 \times 500 \times 8 \times 2.5}{1008927 \times 30 \times 0.21 \times 1.28419} = 578 \text{ ug/kg}$$

Tetra Tech NUS, Inc

Client Sample ID: FMC-24

GC/MS Semivolatiles

Lot-Sample #...: C7K020180-001	**Work Order #...:** KAEM31AU	**Matrix.....:** SOLID
Date Sampled...: 10/30/07	**Date Received..:** 11/02/07	**MS Run #.....:** 7313018
Prep Date.....: 11/09/07	**Analysis Date..:** 11/23/07	
Prep Batch #...: 7313027	**Analysis Time..:** 18:49	
Dilution Factor: 2.5	**Initial Wgt/Vol:** 30 g	**Final Wgt/Vol..:** 0.5 mL
% Moisture.....: 79	**Analyst ID.....:** 045183	**Instrument ID..:** 71
	Method.....: SW846 8270C	

PARAMETER	RESULT	REPORTING LIMIT	UNITS	MDL
Acenaphthene	**24 J**	**80**	**ug/kg**	**21**
Acenaphthylene	**160**	**80**	**ug/kg**	**23**
Acetophenone	ND	390	ug/kg	24
Anthracene	**170**	**80**	**ug/kg**	**22**
Atrazine	ND	390	ug/kg	27
Benzo(a)anthracene	**310**	**80**	**ug/kg**	**16**
Benzo(a)pyrene	**400**	**80**	**ug/kg**	**12**
Benzo(b)fluoranthene	**580**	**80**	**ug/kg**	**15**
Benzo(ghi)perylene	**430**	**80**	**ug/kg**	**13**
Benzo(k)fluoranthene	ND	80	ug/kg	13
Benzaldehyde	**330 J**	**390**	**ug/kg**	**42**
1,1'-Biphenyl	ND	390	ug/kg	22
bis(2-Chloroethoxy) methane	ND	390	ug/kg	18
bis(2-Chloroethyl)-ether	ND	80	ug/kg	8.9
bis(2-Ethylhexyl) phthalate	**220 J**	**390**	**ug/kg**	**30**
4-Bromophenyl phenyl ether	ND	390	ug/kg	18
Butyl benzyl phthalate	**130 J**	**390**	**ug/kg**	**32**
Caprolactam	**210 J**	**390**	**ug/kg**	**75**
Carbazole	**29 J**	**80**	**ug/kg**	**16**
4-Chloroaniline	ND	390	ug/kg	34
4-Chloro-3-methylphenol	ND	390	ug/kg	24
2-Chloronaphthalene	ND	80	ug/kg	23
2-Chlorophenol	ND	390	ug/kg	20
4-Chlorophenyl phenyl ether	ND	390	ug/kg	20
Chrysene	**360**	**80**	**ug/kg**	**16**
Dibenz(a,h)anthracene	**89**	**80**	**ug/kg**	**25**
Dibenzofuran	**30 J**	**390**	**ug/kg**	**22**
3,3'-Dichlorobenzidine	ND	390	ug/kg	89
2,4-Dichlorophenol	ND	80	ug/kg	12
Diethyl phthalate	**43 J,B**	**390**	**ug/kg**	**35**
2,4-Dimethylphenol	ND	390	ug/kg	17
Dimethyl phthalate	ND	390	ug/kg	22

(Continued on next page)

TestAmerica Pittsburgh

Semivolatile REPORT SW-846 Method 8270

Data file : \\PITSVR06\D\chem\71.i\S112307.b\S1123020.D
Lab Smp Id: KAEM31AU Client Smp ID: FMC-24
Inj Date : 23-NOV-2007 18:49
Operator : 045183sab Inst ID: 71.i
Smp Info : c7k020180-001 x5 11/09/07 soil42(7313027)
Misc Info : kaem31au,s112307.b,llb.m,4-42root.sub
Comment :
Method : \\PITSVR06\D\chem\71.i\S112307.b\llb.m
Meth Date : 27-Nov-2007 20:08 bachas Quant Type: ISTD
Cal Date : 16-NOV-2007 16:03 Cal File: S1116AM7.D
Als bottle: 22
Dil Factor: 5.00000
Integrator: HP RTE Compound Sublist: 4-42root.sub
Target Version: 4.14
Processing Host: PITPC-501

Concentration Formula: Amt * DF * Uf * Vt/(Vi * Ws)*1*gpc * CpndVariable

Name	Value	Description
DF	5.000	Dilution Factor
Uf	1.000	ng unit correction factor
Vt	500.000	Volume of final extract (uL)(1000 low, 2
Vi	2.000	Volume injected (uL)
Ws	30.000	Weight of sample extracted (g)
gpc	1.000	GPC Correction Factor
Cpnd Variable		Local Compound Variable

	Compounds	QUANT SIG MASS	RT	EXP RT	REL RT	RESPONSE	CONCENTRATIONS ON-COLUMN (NG)	FINAL (ug/kg)
* 1	1,4-Dichlorobenzene-d4	152	4.261	4.256	(1.000)	137914	8.00000	
* 2	Naphthalene-d8	136	5.223	5.223	(1.000)	644466	8.00000	
* 3	Acenaphthene-d10	164	6.553	6.553	(1.000)	433775	8.00000	
* 4	Phenanthrene-d10	188	7.680	7.680	(1.000)	819022	8.00000	
* 5	Chrysene-d12	240	9.683	9.683	(1.000)	845233	8.00000	
* 6	Perylene-d12	264	10.868	10.858	(1.000)	1008927	8.00000	
198	1,4-Dioxane	88	Compound Not Detected.					
10	N-Nitrosodimethylamine	74	Compound Not Detected.					
9	Pyridine	79	Compound Not Detected.					
16	Methyl methanesulfonate	80	Compound Not Detected.					
206	Benzaldehyde	77	3.920	3.915	(0.920)	4793	1.66695	69.456(Q)
21	Aniline	93	Compound Not Detected.					
22	Phenol	94	4.026	4.011	(0.945)	1327	0.04672	1.9467(Q)
23	bis(2-Chloroethyl)ether	93	Compound Not Detected.					
24	2-Chlorophenol	128	Compound Not Detected.					
26	1,3-Dichlorobenzene	146	Compound Not Detected.					
27	1,4-Dichlorobenzene	146	4.277	4.273	(1.004)	5107	0.18270	7.6125(Q)
28	1,2-Dichlorobenzene	146	Compound Not Detected.					
29	Benzyl Alcohol	108	Compound Not Detected.					

Compounds	QUANT SIG MASS	RT	EXP RT	REL RT	RESPONSE	CONCENTRATIONS ON-COLUMN (NG)	CONCENTRATIONS FINAL (ug/kg)
30 2-Methylphenol	108	Compound Not Detected.					
31 2,2'-oxybis(1-Chloropropane)	45	Compound Not Detected.					
37 Acetophenone	105	Compound Not Detected.					
32 N-Nitroso-di-n-propylamine	70	Compound Not Detected.					
192 4-Methylphenol	108	4.593	4.588	(1.078)	5514	0.25804	10.752(Q)
34 Hexachloroethane	117	Compound Not Detected.					
35 Nitrobenzene	77	Compound Not Detected.					
41 Isophorone	82	Compound Not Detected.					
42 2-Nitrophenol	139	Compound Not Detected.					
43 2,4-Dimethylphenol	107	Compound Not Detected.					
44 bis(2-Chloroethoxy)methane	93	Compound Not Detected.					
48 2,4-Dichlorophenol	162	Compound Not Detected.					
49 Benzoic Acid	122	5.025	5.026	(0.962)	7241	1.92025	80.010(Q)
50 1,2,4-Trichlorobenzene	180	Compound Not Detected.					
51 Naphthalene	128	5.239	5.239	(1.003)	36207	0.43071	17.946
52 4-Chloroaniline	127	5.292	5.287	(1.013)	4692	0.15557	6.4823
54 2,6-Dichlorophenol	162	Compound Not Detected.					
56 Hexachlorobutadiene	224	Compound Not Detected.					
208 Caprolactam	113	5.533	5.522	(1.059)	3170	1.04109	43.379(QM)
59 4-Chloro-3-Methylphenol	107	Compound Not Detected.					
62 2-Methylnaphthalene	142	5.768	5.763	(1.104)	21808	0.38310	15.962
63 1-Methylnaphthalene	142	5.837	5.837	(1.118)	10708	0.19451	8.1046
64 Hexachlorocyclopentadiene	236	Compound Not Detected.					
66 2,4,6-Trichlorophenol	196	Compound Not Detected.					
67 2,4,5-Trichlorophenol	196	Compound Not Detected.					
209 1,1'-Biphenyl	154	6.120	6.121	(0.934)	7420	0.10148	4.2281
70 2-Chloronaphthalene	162	Compound Not Detected.					
73 2-Nitroaniline	65	Compound Not Detected.					
76 Dimethylphthalate	163	Compound Not Detected.					
78 2,6-Dinitrotoluene	165	Compound Not Detected.					
79 Acenaphthylene	152	6.446	6.441	(0.984)	69265	0.79590	33.162(Q)
81 3-Nitroaniline	138	Compound Not Detected.					
82 Acenaphthene	153	6.574	6.575	(1.003)	7234	0.12229	5.0954
83 2,4-Dinitrophenol	184	Compound Not Detected.					
85 4-Nitrophenol	109	Compound Not Detected.					
86 Dibenzofuran	168	6.708	6.708	(1.024)	12455	0.15047	6.2694
87 2,4-Dinitrotoluene	165	Compound Not Detected.					
92 2-Naphthylamine	143	Compound Not Detected.					
91 2,3,5,6-Tetrachlorophenol	231	Compound Not Detected.					
88 2,3,4,6-Tetrachlorophenol	231	Compound Not Detected.					
93 Diethylphthalate	149	6.889	6.890	(1.051)	13604	0.21456	8.9399
94 Fluorene	166	6.969	6.970	(1.064)	22204	0.33781	14.075
95 4-Chlorophenyl-phenylether	204	Compound Not Detected.					
96 4-Nitroaniline	138	Compound Not Detected.					
98 4,6-Dinitro-2-methylphenol	198	Compound Not Detected.					
99 N-Nitrosodiphenylamine (1)	169	Compound Not Detected.					
100 1,2-Diphenylhydrazine	77	Compound Not Detected.					
106 4-Bromophenyl-phenylether	248	Compound Not Detected.					
107 Hexachlorobenzene	283	Compound Not Detected.					
210 Atrazine	200	Compound Not Detected.					
111 Pentachlorophenol	265	Compound Not Detected.					
115 Phenanthrene	178	7.696	7.696	(1.002)	117954	1.07779	44.908
116 Anthracene	178	7.733	7.734	(1.007)	90772	0.86812	36.172
119 Carbazole	167	7.861	7.862	(1.024)	14141	0.14682	6.1174(Q)

Compounds	QUANT SIG MASS	RT	EXP RT	REL RT	RESPONSE	CONCENTRATIONS ON-COLUMN (NG)	CONCENTRATIONS FINAL (ug/kg)
120 Di-n-Butylphthalate	149	8.128	8.129	(1.058)	11948	0.10337	4.3070
123 Fluoranthene	202	8.609	8.599	(1.121)	333891	3.01297	125.54
124 Benzidine	184	Compound Not Detected.					
125 Pyrene	202	8.775	8.770	(0.906)	402843	3.06222	127.59
131 Butylbenzylphthalate	149	9.261	9.261	(0.956)	9882	0.68036	28.348(Q)
135 3,3'-Dichlorobenzidine	252	Compound Not Detected.					
136 Benzo(a)Anthracene	228	9.677	9.678	(0.999)	198110	1.57589	65.662
137 Chrysene	228	9.704	9.704	(1.002)	226920	1.80353	75.147
139 bis(2-ethylhexyl)Phthalate	149	9.693	9.694	(1.001)	61661	1.13308	47.212
140 Di-n-octylphthalate	149	Compound Not Detected.					
141 Benzo(b)fluoranthene	252	10.516	10.506	(0.968)	471997	2.91433	121.43(M)
142 Benzo(k)fluoranthene	252	Compound Not Detected.					
143 7,12-dimethylbenz[a]anthracen	256	Compound Not Detected.					
146 Benzo(a)pyrene	252	10.815	10.805	(0.995)	290977	1.99659	83.191
149 Indeno(1,2,3-cd)pyrene	276	12.043	12.038	(1.108)	303529	1.73540	72.308
150 Dibenz(a,h)anthracene	278	12.065	12.054	(1.110)	67670	0.44941	18.726
151 Benzo(g,h,i)perylene	276	12.401	12.386	(1.141)	341367	2.17311	90.546
$ 154 Nitrobenzene-d5	82	4.683	4.678	(0.897)	100524	4.10673	171.11
$ 155 2-Fluorobiphenyl	172	6.045	6.046	(0.923)	261492	4.13997	172.50
$ 156 Terphenyl-d14	244	8.892	8.893	(0.918)	380336	4.40534	183.56
$ 157 Phenol-d5	99	4.016	4.005	(0.942)	170397	6.98160	290.90
$ 158 2-Fluorophenol	112	3.231	3.215	(0.758)	112233	6.42507	267.71
$ 159 2,4,6-Tribromophenol	330	7.151	7.151	(0.931)	53731	6.41321	267.22
$ 186 2-Chlorophenol-d4	132	4.090	4.080	(0.960)	148153	6.63536	276.47
$ 187 1,2-Dichlorobenzene-d4	152	4.374	4.369	(1.026)	64706	3.98243	165.93

QC Flag Legend

Q - Qualifier signal failed the ratio test.
M - Compound response manually integrated.

(2001 - 3236)

TestAmerica Pittsburgh

INITIAL CALIBRATION DATA

Start Cal Date : 14-NOV-2007 01:06
End Cal Date : 14-NOV-2007 03:00
Quant Method : ISTD
Origin : Included
Target Version : 4.14
Integrator : HP RTE
Method file : \\PITSVR06\D\chem\71.i\s111307a.b\11b.m
Last Edit : 14-Nov-2007 11:16 bachas

Compound	0.4000000 Level 1	2.0000 Level 2	4.0000 Level 3	10.0000 Level 4	20.0000 Level 5	40.0000 Level 6	80.0000 Level 7	Curve	Coefficients b	m1	m2	%RSD or R^2	
138 4,4'-Methylene bis(o-chloroan	+++++	+++++	+++++	+++++	+++++	+++++	+++++	AVRG		0.000e+000		0.000e+000	<-
139 bis(2-ethylhexyl)Phthalate	33259	135607	330257	823955	1679739	3548414	6263821	QUAD	0.06110	1.10465	-0.00989	0.99987	
140 Di-n-octylphthalate	47367	205865	531259	1431573	3103999	7002787	10832383	QUAD	0.22309	0.44383	0.04258	0.99704	
141 Benzo(b)fluoranthene	1.44639	1.08518	1.37701	1.30092	1.30676	1.33571	1.13738	AVRG		1.28419		10.02919	
204 6-Methylchrysene	+++++	+++++	+++++	+++++	+++++	+++++	+++++	AVRG		0.000e+000		0.000e+000	<-
142 Benzo(k)fluoranthene	1.52454	1.11320	1.32913	1.40506	1.63240	1.31909	1.18192	AVRG		1.35790		13.39559	
143 7,12-dimethylbenz[a]anthracen	0.57231	0.42242	0.53530	0.55196	0.58403	0.52893	0.46214	AVRG		0.52244		11.32342	

2925

C7K020180

TETRA TECH NUS, INC. **CALCULATION WORKSHEET** PAGE _____ OF _____

CLIENT		JOB NUMBER	
Frog Mortar Creek		00998	
SUBJECT	PCB		
BASED ON	8082	DRAWING NUMBER	
BY	CHECKED BY	APPROVED BY	DATE
Edward Redlinger			

FMC-24

Aroclor-1254 = 180 ug/Kg

$\frac{35620 \times 10,000}{693704 \times 15 \times 0.21} = 163$

$\frac{20148 \times 10,000}{474734 \times 15 \times 0.21} = 135$

$\frac{35800 \times 10,000}{883074 \times 15 \times 0.21} = 129$

$\frac{43469 \times 10,000}{467066 \times 15 \times 0.21} = 295$

$\frac{35800 \times 10,000}{609470 \times 15 \times 0.21} = 186$

908 / 5 = 181.6 ug/Kg

Tetra Tech NUS, Inc

Client Sample ID: FMC-24

GC Semivolatiles

Lot-Sample #...:	C7K020180-001	**Work Order #...:**	KAEM31AT	**Matrix.....:**	SOLID
Date Sampled...:	10/30/07	**Date Received..:**	11/02/07	**MS Run #.....:**	7313003
Prep Date.....:	11/09/07	**Analysis Date..:**	11/16/07		
Prep Batch #...:	7313011	**Analysis Time..:**	14:53		
Dilution Factor:	0.5	**Initial Wgt/Vol:**	15 g	**Final Wgt/Vol..:**	10 mL
% Moisture.....:	79	**Analyst ID.....:**	402331	**Instrument ID..:**	S/T
		Method.....:	SW846 8082		

PARAMETER	RESULT	REPORTING LIMIT	UNITS	MDL
Aroclor 1016	ND	40	ug/kg	5.9
Aroclor 1221	ND	40	ug/kg	7.6
Aroclor 1232	ND	40	ug/kg	6.8
Aroclor 1242	ND	40	ug/kg	6.5
Aroclor 1248	ND	40	ug/kg	3.8
Aroclor 1254	**180**	**40**	**ug/kg**	**5.6**
Aroclor 1260	**93**	**40**	**ug/kg**	**5.6**

SURROGATE	PERCENT RECOVERY	RECOVERY LIMITS
Tetrachloro-m-xylene	98	(31 - 127)
Decachlorobiphenyl	79	(23 - 141)

NOTE(S):

Results and reporting limits have been adjusted for dry weight.

Data File: \\PITSVR06\D\chem\gc10.i\11137.b\S1170602.D
Report Date: 18-Nov-2007 13:46

TestAmerica Pittsburgh

Data file : \\PITSVR06\D\chem\gc10.i\11137.b\S1170602.D
Lab Smp Id: KAEM31AT Client Smp ID: FMC-24
Inj Date : 16-NOV-2007 14:53
Operator : 1891 Inst ID: gc10.i
Smp Info : KAEM31AT,11137.b
Misc Info : 020180 001
Comment : 8082 PCB ANALYSIS
Method : \\PITSVR06\D\chem\gc10.i\11137.b\PCBA.m
Meth Date : 18-Nov-2007 13:25 oravecj Quant Type: ESTD
Cal Date : 13-NOV-2007 14:41 Cal File: S1170512.D
Als bottle: 3
Dil Factor: 1.00000
Integrator: Falcon Compound Sublist: PCB.sub
Target Version: 4.14 Sample Matrix: SOIL
Processing Host: PITPC-113

Concentration Formula: Amt * DF * (Vt/Vi)/Ws * CpndVariable

Name	Value	Description
DF	1.000	Dilution Factor
Vt	10000.000	Volume of final extract
Vi	1.000	volume injected
Ws	15.000	initial volume of sample
Cpnd Variable		Local Compound Variable

RT	EXP RT	DLT RT	RESPONSE	CONCENTRATIONS ON-COL (ng)	CONCENTRATIONS FINAL (ug/Kg)	TARGET RANGE	RATIO
$ 2 Tetrachloro-m-xylene						CAS #: 877-09-8	
5.862	5.866	-0.004	323585	0.01950	13.002		
1 Aroclor-1221						CAS #: 11104-28-2	
Operator disabled compound identification.							
4 Aroclor-1016						CAS #: 12674-11-2	
Operator disabled compound identification.							
3 Aroclor-1232						CAS #: 11141-16-5	
Operator disabled compound identification.							

Data File: \\PITSVR06\D\chem\gc10.i\11137.b\S1170602.D
Report Date: 18-Nov-2007 13:46

RT	EXP RT	DLT RT	RESPONSE	CONCENTRATIONS ON-COL (ng)	CONCENTRATIONS FINAL (ug/Kg)	TARGET RANGE	RATIO
5 Aroclor-1242					CAS #: 53469-21-9		

Operator disabled compound identification.

---

6 Aroclor-1248					CAS #: 12672-29-6		

Operator disabled compound identification.

---

7 Aroclor-1254					CAS #: 11097-69-1		
8.489	8.484	0.005	35620	0.05135	34.232	0.00- 0.00	0.00
8.814	8.794	0.020	20148	0.04244	28.294	112.23- 112.23	0.00
8.904	8.901	0.003	35800	0.04054	27.027	97.40- 97.40	0.00
9.514	9.517	-0.003	43469	0.09307	62.045	71.09- 71.09	0.00
9.905	9.899	0.006	35800	0.05874	39.160	85.01- 85.01	0.00
		Average of Peak Concentrations =			38.151		

---

8 Aroclor-1260					CAS #: 11096-82-5		
9.129	9.132	-0.003	22491	0.03274	21.829	0.00- 0.00	0.00(a)
9.514	9.519	-0.005	43469	0.04825	32.166	115.86- 115.86	0.00
10.362	10.362	0.000	8719	0.01818	12.119	136.91- 136.91	0.00
10.872	10.875	-0.003	22532	0.02040	13.598	140.00- 140.00	0.00
11.312	11.317	-0.005	17365	0.02626	17.503	128.33- 128.33	0.00
		Average of Peak Concentrations =			19.443		

---

9 Aroclor-1262					CAS #: 37324-23-5		
9.905	9.905	0.000	0	0.00000	0.00000	0.00- 0.00	0.00
10.036	10.037	-0.001	11674	0.01405	9.3684	0.00- 0.00	0.00
10.119	10.123	-0.004	4930	0.01487	9.9116	0.00- 0.00	0.00
11.439	11.442	-0.003	4545	0.01276	8.5043	0.00- 0.00	0.00
12.305	12.306	-0.001	5322	0.01489	9.9244	0.00- 0.00	0.00
		Average of Peak Concentrations =			9.4272		

---

10 Aroclor-1268					CAS #: 11100-14-4		

Operator disabled compound identification.

$ 11 Decachlorobiphenyl					CAS #: 2051-24-3		
13.116	13.117	-0.001	92869	0.01578	10.520		

QC Flag Legend

a - Target compound detected but, quantitated amount Below Limit Of Quantitation(BLOQ).

Report Date : 14-Nov-2007 07:40

TestAmerica Pittsburgh

INITIAL CALIBRATION DATA

Start Cal Date : 13-NOV-2007 10:04
End Cal Date : 13-NOV-2007 14:41
Quant Method : ESTD
Origin : Disabled
Target Version : 4.14
Integrator : Falcon
Method file : \\PITSVR06\D\chem\gc10.i\11137.b\PCBA.m
Last Edit : 14-Nov-2007 07:32 guptaa
Curve Type : Average

Compound	0.05000 Level 1	0.20000 Level 2	0.50000 Level 3	1.000 Level 4	2.000 Level 5	4.000 Level 6	0.01000 Level 7	RRF	% RSD	
(2)	*****	*****	166616	*****	*****	*****	*****	166616	0.000	<-
(3)	*****	*****	197242	*****	*****	*****	*****	197242	0.000	<-
(4)	*****	*****	125118	*****	*****	*****	*****	125118	0.000	<-
(5)	*****	*****	554184	*****	*****	*****	*****	554184	0.000	<-
7 Aroclor-1254(1)	*****	*****	693704	*****	*****	*****	*****	693704	0.000	
(2)	*****	*****	474734	*****	*****	*****	*****	474734	0.000	<-
(3)	*****	*****	883074	*****	*****	*****	*****	883074	0.000	<-
(4)	*****	*****	467066	*****	*****	*****	*****	467066	0.000	<-
(5)	*****	*****	609470	*****	*****	*****	*****	609470	0.000	<-
8 Aroclor-1260(1)	707220	695520	670208	643972	716436	659667	715100	686875	4.210	
(2)	913740	936405	837994	844342	954041	854121	965900	900935	6.049	

TETRA TECH NUS, INC. **CALCULATION WORKSHEET** PAGE _____ OF _____

CLIENT		JOB NUMBER	
Frog Mortar Creek		00998	
SUBJECT			
Organotins			
BASED ON		DRAWING NUMBER	
GC/MS			
BY	CHECKED BY	APPROVED BY	DATE
Edward Hedlyn			

FMC-15

Monobutyltin = 5.3 ug/kg

$$\frac{2902 \times 100 \times 20}{45655 \times 15.226 \times 1.957 \times 0.807} = 5.3 \text{ ug/kg}$$

Client: TestAmerica Laboratories, Inc. Job Number: 580-8004-1

Client Sample ID: FMC 15

Lab Sample ID: 580-8004-3 Date Sampled: 10/31/2007 0000
Client Matrix: Solid % Moisture: 19.3 Date Received: 11/03/2007 1035

Organotins Organotins by GC/MS (PSEP) Protocol

Method: Organotins Analysis Batch: 580-25682 Instrument ID: SEA008
Preparation: Organotin Prep Prep Batch: 580-25378 Lab File ID: L25764.D
Dilution: 1.0 Initial Weight/Volume: 15.2262 g
Date Analyzed: 11/07/2007 2309 Final Weight/Volume: 20 mL
Date Prepared: 11/05/2007 1145 Injection Volume:

Analyte	DryWt Corrected: Y	Result (ug/Kg)	Qualifier	MDL	RL
Dibutyltin		ND		0.44	1.6
Monobutyltin		5.3		0.26	1.6
Tetra-n-butyltin		ND		1.5	4.4
Tributyltin		ND		0.43	1.6

Surrogate	%Rec	Acceptance Limits
Tripentyltin	62	42 - 192

Quantitation Report (QT Reviewed)

Data File : T:\DATA\11122007\L25764.D Vial: 0
Acq On : 07 Nov 2007 23:09 Operator: Brent Hepner SE
Sample : 580-8004-a-3-a ORGTIN SOIL Inst :
Misc : bt$SEA800345 Multiplr: 1.00
MS Integration Params: rteint.p
Quant Time: Nov 13 14:14:56 2007 Quant Results File: ORGTIN11062007M.I

Quant Method : T:\METHODS\ORGTIN11062007M.M (RTE Integrator)
Title : ORGANOTIN
Last Update : Tue Nov 13 14:12:39 2007
Response via : Initial Calibration
DataAcq Meth :

Internal Standards	R.T.	QIon	Response	Conc	Units	Dev(Min)
1) Phenanthrene-d10	9.90	188	45655+	100.00	UG/L	-0.03
System Monitoring Compounds						
2) Tripentyltin	10.80	347	68282+	61.69	UG/L	-0.03
Target Compounds						Qvalue
6) Monobutyltin	11.11	291	2902+	3.25	UG/L	51

(#) = qualifier out of range (m) = manual integration (+) = signals summed

Response Factor Report

Method : T:\METHODS\ORGTIN11062007M.M (RTE Integrator)
Title : ORGANOTIN
Last Update : Mon Nov 12 10:25:04 2007
Response via : Initial Calibration

Calibration Files
200 =L25695.D 100 =L25696.D 50 =L25697.D
10 =L25698.D 5 =L25699.D 1 =L25700.D

		Compound	200	100	50	10	5	1	Avg	%RSD
1)	I	Phenanthrene-d10	ISTD							
2)	S	Tripentyltin	2.336	2.499	2.749	2.205	2.368	2.389	2.424	7.65
3)	T	Tetrabutyltin	1.155	1.161	1.338	1.130	1.247	1.357	1.231	7.98
4)	T	Tributyltin	2.090	2.161	2.438	2.224	1.812	1.921	2.108	10.57
5)	T	Dibutyltin	3.656	3.396	3.748	3.316	3.474	3.011	3.433	7.64
6)	T	Monobutyltin	1.767	2.043	2.309	2.054	1.853	1.715	1.957	11.35

(#) = Out of Range

Tetra Tech NUS **INTERNAL CORRESPONDENCE**

TO: **M.MARTIN** **DATE:** **FEBRUARY 18, 2008**

FROM: **TERRI L. SOLOMON** **COPIES:** **DV FILE**

SUBJECT: **INORGANIC DATA VALIDATION – SELECT TOTAL AND DISSOLVED METALS**
MARTIN STATE AIRPORT
SAMPLE DELIVERY GROUP (SDG) – C7K020216

SAMPLES: 15/Aqueous/

FMC 10	FMC 11	FMC 12
FMC 13	FMC 16	FMC 18
FMC 20	FMC 22	FMC 24
FMC 25	FMC 26	FMC 3
FMC 5	FMC 7	FMC 9

Overview

The sample set for Martin State Airport, SDG C7K020216, consists of fifteen (15) aqueous environmental samples. No field duplicate pairs were included within this SDG.

All samples were analyzed for select total and dissolved metals including antimony, arsenic, beryllium, cadmium, chromium, copper, lead, mercury, nickel, selenium, silver, thallium and zinc. The samples were collected by Tetra Tech NUS on October 30, 31 and November 1, 2007 and analyzed by Test America. Metals analyses were conducted using SW-846 method 6020. Mercury analyses were conducted using SW-846 method 7470A.

The findings offered in this report are based upon a general review of all available data. The data review was based on data completeness, holding times, initial and continuing calibration verification results, laboratory method / preparation blank results, ICP interference results, laboratory control sample recoveries, matrix spike / matrix spike duplicate recoveries, ICP serial dilution results, detection limits and analyte quantitation.

Areas of concern with respect to data quality are listed below.

Major Problems – None.

Minor Problems

- The contract required detection limit (CRDL) percent recoveries for arsenic and nickel were > 110% quality control limit affecting all samples. Positive results < 2X CRDL reported for the aforementioned analytes were qualified as biased high, "K".

- The CRDL percent recovery for lead was < 90% quality control limit affecting all samples. Positive results < 2X CRDL and nondetects reported for lead were qualified as biased low, "L" and "UL", respectively.

- The following contaminants were detected in the laboratory method/preparation blanks at the following maximum concentrations:

Analyte	Maximum Concentration	Action Level
Antimony	0.28 ug/L	1.4 ug/L
Arsenic	0.26 ug/L	1.3 ug/L
Chromium	0.36 ug/L	1.8 ug/L
Chromium[(2)]	0.40 ug/L	2.0 ug/L
Copper	0.16 ug/L	0.8 ug/L
Lead	0.04 ug/L	0.2 ug/L
Mercury[(1)]	0.059 ug/L	0.295 ug/L
Selenium	1.08 ug/L	5.4 ug/L
Thallium	0.05 ug/L	0.25 ug/L
Zinc[(1)]	1.6 ug/L	8.0 ug/L

(1) Maximum concentration present in a total metals preparation blank.
(2) Maximum concentration present in a dissolved metals preparation blank.

An action level of 5X the maximum contaminant level has been used to evaluate sample data for blank contamination. Sample aliquot and dilution factors, if applicable, were taken into consideration when evaluating for blank contamination. Positive results less than the blank action level reported for antimony, lead, mercury, thallium and zinc were qualified "B" as a result of laboratory blank contamination.

- The matrix spike / matrix spike duplicate percent recoveries for mercury were < 75% quality control limit affecting the total metals analyses. The nondetected results reported for mercury in the affected samples were qualified as biased low, "UL".

Notes

The nondetected results on the EDD were reported to the reporting limit. The nondetected results should be reported to the method detection limit (MDL). The results reported on the EDD were amended to the MDL.

Executive Summary

Laboratory Performance: The CRDL percent recoveries for arsenic, lead and nickel were outside the 90-110% quality control limits. Several analytes were present in the laboratory method / preparation blanks.

Other Factors Affecting Data Quality: The matrix spike / matrix spike duplicate percent recoveries for mercury were < 75% quality control limit affecting the total metals analyses.

The data for these analyses were reviewed with reference to Region III modifications to the "National Functional Guidelines for Inorganic Data Validation", April 1993.

The text of this report has been formulated to address only those problem areas affecting data quality.

Tetra Tech NUS
Terri L. Solomon
Environmental Scientist

Tetra Tech NUS
Joseph A. Samchuck
Quality Assurance Officer

Attachments:

1. Appendix A - Qualified Analytical Results
2. Appendix B - Results as reported by the Laboratory
3. Appendix C - Support Documentation

APPENDIX A
QUALIFIED ANALYTICAL RESULTS

Data Validation Qualifier Codes:

A = Lab Blank Contamination
B = Field Blank Contamination
C = Calibration Noncompliance (e.g. % RSDs, %Ds, ICVs, CCVs, RRFs, etc.)
C01 = GC/MS Tuning Noncompliance
D = MS/MSD Recovery Noncompliance
E = LCS/LCSD Recovery Noncompliance
F = Lab Duplicate Imprecision
G = Field Duplicate Imprecision
H = Holding Time Exceedance
I = ICP Serial Dilution Noncompliance
J = GFAA PDS-GFAA MSA's r < 0.995 / ICP PDS Recovery Noncompliance
K = ICP Interference - includes ICS % R Noncompliance
L = Instrument Calibration Range Exceedance
M = Sample Preservation Noncompliance
N = Internal Standard Noncompliance
N01 = Internal Standard Recovery Noncompliance Dioxins
N02 = Recovery Standard Noncompliance Dioxins
N03 = Clean-up Standard Noncompliance Dioxins
O - Poor Instrument Performance (e.g. base-line drifting)
P = Uncertainty near detection limit (< 2 x IDL for inorganics and <CRQL for organics)
Q = Other problems (can encompass a number of issues; e.g. chromatography,interferences, etc.)
R = Surrogates Recovery Noncompliance
S = Pesticide/PCB Resolution
T = % Breakdown Noncompliance for DOT and Endrin
U = % Difference between columns/detectors >25% for positive results determined via GC/HPLC
V = Non-linear calibrations; correlation coefficient r < 0.995
W = EMPC result
X = Signal to noise response drop
Y = Percent solids <30%
Z = Uncertainty at 2 sigma deviation is greater than sample activity

PROJ_NO: 00998

SDG: C7K020216 MEDIA: WATER DATA FRACTION: M

nsample	FMC 10
samp_date	10/30/2007
lab_id	C7K020216003
qc_type	NM
units	UG/L
Pct_Solids	
DUP_OF:	

Parameter	Result	Val Qual	Qual Code
ANTIMONY	0.26	B	A
ARSENIC	3.1		
BERYLLIUM	0.068	U	
CADMIUM	0.12		
CHROMIUM	2.8		
COPPER	5.4		
LEAD	1.1	L	C
MERCURY	0.055	UL	D
NICKEL	2.5		
SELENIUM	9.1		
SILVER	0.077	U	
THALLIUM	0.023	B	A
ZINC	11.1		

nsample	FMC 11
samp_date	10/30/2007
lab_id	C7K020216004
qc_type	NM
units	UG/L
Pct_Solids	
DUP_OF:	

Parameter	Result	Val Qual	Qual Code
ANTIMONY	0.27	B	A
ARSENIC	3.6		
BERYLLIUM	0.068	U	
CADMIUM	0.11	U	
CHROMIUM	3		
COPPER	5.4		
LEAD	1	L	C
MERCURY	0.058	B	A
NICKEL	2.4		
SELENIUM	10.3		
SILVER	0.077	U	
THALLIUM	0.018	U	
ZINC	15.8		

nsample	FMC 12
samp_date	10/30/2007
lab_id	C7K020216005
qc_type	NM
units	UG/L
Pct_Solids	
DUP_OF:	

Parameter	Result	Val Qual	Qual Code
ANTIMONY	0.24	B	A
ARSENIC	3.5		
BERYLLIUM	0.068	U	
CADMIUM	0.11	U	
CHROMIUM	3.6		
COPPER	6.3		
LEAD	1.7	L	C
MERCURY	0.057	B	A
NICKEL	2.7		
SELENIUM	11.1		
SILVER	0.077	U	
THALLIUM	0.018	U	
ZINC	12.7		

PROJ_NO: 00998

SDG: C7K020216 MEDIA: WATER DATA FRACTION: M

nsample	FMC 13
samp_date	10/30/2007
lab_id	C7K020216006
qc_type	NM
units	UG/L
Pct_Solids	
DUP_OF:	

Parameter	Result	Val Qual	Qual Code
ANTIMONY	0.22	B	A
ARSENIC	3.4		
BERYLLIUM	0.068	U	
CADMIUM	0.11	U	
CHROMIUM	3.7		
COPPER	6.4		
LEAD	1.4	L	C
MERCURY	0.055	UL	D
NICKEL	2.5		
SELENIUM	10.8		
SILVER	0.077	U	
THALLIUM	0.018	U	
ZINC	10.7		

nsample	FMC 16
samp_date	10/31/2007
lab_id	C7K020216007
qc_type	NM
units	UG/L
Pct_Solids	
DUP_OF:	

Parameter	Result	Val Qual	Qual Code
ANTIMONY	0.24	B	A
ARSENIC	2.6		
BERYLLIUM	0.068	U	
CADMIUM	0.18		
CHROMIUM	3.2		
COPPER	4.9		
LEAD	0.85	L	C
MERCURY	0.055	UL	D
NICKEL	2.4		
SELENIUM	8.3		
SILVER	0.077	U	
THALLIUM	0.018	U	
ZINC	9.7		

nsample	FMC 18
samp_date	10/31/2007
lab_id	C7K020216008
qc_type	NM
units	UG/L
Pct_Solids	
DUP_OF:	

Parameter	Result	Val Qual	Qual Code
ANTIMONY	0.25	B	A
ARSENIC	2.8		
BERYLLIUM	0.068	U	
CADMIUM	0.11	U	
CHROMIUM	3.9		
COPPER	7		
LEAD	1.5	L	C
MERCURY	0.055	UL	D
NICKEL	2.5		
SELENIUM	9.4		
SILVER	0.077	U	
THALLIUM	0.018	U	
ZINC	12.3		

PROJ_NO: 00998

SDG: C7K020216 MEDIA: WATER DATA FRACTION: M

nsample	FMC 20
samp_date	10/31/2007
lab_id	C7K020216009
qc_type	NM
units	UG/L
Pct_Solids	
DUP_OF:	

Parameter	Result	Val Qual	Qual Code
ANTIMONY	0.26	B	A
ARSENIC	3.4		
BERYLLIUM	0.068	U	
CADMIUM	0.11	U	
CHROMIUM	3.5		
COPPER	6.6		
LEAD	1.3	L	C
MERCURY	0.055	UL	D
NICKEL	2.5		
SELENIUM	9.3		
SILVER	0.077	U	
THALLIUM	0.018	U	
ZINC	15.2		

nsample	FMC 22
samp_date	10/31/2007
lab_id	C7K020216010
qc_type	NM
units	UG/L
Pct_Solids	
DUP_OF:	

Parameter	Result	Val Qual	Qual Code
ANTIMONY	0.29	B	A
ARSENIC	3.6		
BERYLLIUM	0.068	U	
CADMIUM	0.11	U	
CHROMIUM	3.3		
COPPER	5.6		
LEAD	0.94	L	C
MERCURY	0.055	UL	D
NICKEL	2.4		
SELENIUM	9.4		
SILVER	0.077	U	
THALLIUM	0.018	U	
ZINC	10.4		

nsample	FMC 24
samp_date	10/30/2007
lab_id	C7K020216001
qc_type	NM
units	UG/L
Pct_Solids	
DUP_OF:	

Parameter	Result	Val Qual	Qual Code
ANTIMONY	0.25	B	A
ARSENIC	3		
BERYLLIUM	0.068	U	
CADMIUM	0.11	U	
CHROMIUM	3.6		
COPPER	5.8		
LEAD	0.86	L	C
MERCURY	0.055	UL	D
NICKEL	2.2		
SELENIUM	9.5		
SILVER	0.077	U	
THALLIUM	0.018	U	
ZINC	10.5		

PROJ_NO: 00998

SDG: C7K020216 MEDIA: WATER DATA FRACTION: M

nsample	FMC 25
samp_date	11/1/2007
lab_id	C7K020216014
qc_type	NM
units	UG/L
Pct_Solids	
DUP_OF:	

Parameter	Result	Val Qual	Qual Code
ANTIMONY	0.23	B	A
ARSENIC	3.5		
BERYLLIUM	0.068	U	
CADMIUM	0.11	U	
CHROMIUM	3.6		
COPPER	5.1		
LEAD	0.84	L	C
MERCURY	0.055	UL	D
NICKEL	2.3		
SELENIUM	10.7		
SILVER	0.077	U	
THALLIUM	0.018	U	
ZINC	6	B	A

nsample	FMC 26
samp_date	11/1/2007
lab_id	C7K020216015
qc_type	NM
units	UG/L
Pct_Solids	
DUP_OF:	

Parameter	Result	Val Qual	Qual Code
ANTIMONY	0.17	B	A
ARSENIC	2.2		
BERYLLIUM	0.068	U	
CADMIUM	0.11	U	
CHROMIUM	3.2		
COPPER	4.5		
LEAD	0.56	L	C
MERCURY	0.055	UL	D
NICKEL	2.2		
SELENIUM	10.4		
SILVER	0.077	U	
THALLIUM	0.018	U	
ZINC	5.3	B	A

nsample	FMC 3
samp_date	10/31/2007
lab_id	C7K020216011
qc_type	NM
units	UG/L
Pct_Solids	
DUP_OF:	

Parameter	Result	Val Qual	Qual Code
ANTIMONY	0.26	B	A
ARSENIC	3.4		
BERYLLIUM	0.068	U	
CADMIUM	0.11	U	
CHROMIUM	3.4		
COPPER	5.9		
LEAD	1.2	L	C
MERCURY	0.055	UL	D
NICKEL	2.4		
SELENIUM	9.1		
SILVER	0.077	U	
THALLIUM	0.018	U	
ZINC	9.1		

PROJ_NO: 00998

SDG: C7K020216 MEDIA: WATER DATA FRACTION: M

nsample	FMC 5
samp_date	10/31/2007
lab_id	C7K020216012
qc_type	NM
units	UG/L
Pct_Solids	
DUP_OF:	

Parameter	Result	Val Qual	Qual Code
ANTIMONY	0.26	B	A
ARSENIC	3.7		
BERYLLIUM	0.068	U	
CADMIUM	0.13		
CHROMIUM	3.4		
COPPER	6.3		
LEAD	1.1	L	C
MERCURY	0.056	B	A
NICKEL	2.3		
SELENIUM	10.3		
SILVER	0.077	U	
THALLIUM	0.018	U	
ZINC	13.3		

nsample	FMC 7
samp_date	10/31/2007
lab_id	C7K020216013
qc_type	NM
units	UG/L
Pct_Solids	
DUP_OF:	

Parameter	Result	Val Qual	Qual Code
ANTIMONY	0.24	B	A
ARSENIC	3.4		
BERYLLIUM	0.068	U	
CADMIUM	0.11	U	
CHROMIUM	3.5		
COPPER	6.2		
LEAD	1.1	L	C
MERCURY	0.055	UL	D
NICKEL	2.4		
SELENIUM	10.2		
SILVER	0.077	U	
THALLIUM	0.018	U	
ZINC	12.2		

nsample	FMC 9
samp_date	10/30/2007
lab_id	C7K020216002
qc_type	NM
units	UG/L
Pct_Solids	
DUP_OF:	

Parameter	Result	Val Qual	Qual Code
ANTIMONY	0.26	B	A
ARSENIC	2.1		
BERYLLIUM	0.068	U	
CADMIUM	0.12		
CHROMIUM	2.9		
COPPER	6.1		
LEAD	1.7	L	C
MERCURY	0.055	UL	D
NICKEL	2.4		
SELENIUM	7.5		
SILVER	0.077	U	
THALLIUM	0.022	B	A
ZINC	12.3		

PROJ_NO: 00998

SDG: C7K020216 MEDIA: WATER DATA FRACTION: MF

nsample	FMC 10
samp_date	10/30/2007
lab_id	C7K020216003
qc_type	NM
units	UG/L
Pct_Solids	
DUP_OF:	

Parameter	Result	Val Qual	Qual Code
ANTIMONY	0.31	B	A
ARSENIC	1.8	K	C
BERYLLIUM	0.068	U	
CADMIUM	0.13		
CHROMIUM	3.4		
COPPER	3.4		
LEAD	0.020	UL	C
MERCURY	0.055	U	
NICKEL	2.4		
SELENIUM	9.1		
SILVER	0.077	U	
THALLIUM	0.093	B	A
ZINC	7.2		

nsample	FMC 11
samp_date	10/30/2007
lab_id	C7K020216004
qc_type	NM
units	UG/L
Pct_Solids	
DUP_OF:	

Parameter	Result	Val Qual	Qual Code
ANTIMONY	0.25	B	A
ARSENIC	3.4		
BERYLLIUM	0.068	U	
CADMIUM	0.11	U	
CHROMIUM	3.2		
COPPER	3.4		
LEAD	0.02	UL	C
MERCURY	0.055	U	
NICKEL	2.1		
SELENIUM	10.8		
SILVER	0.077	U	
THALLIUM	0.04	B	A
ZINC	7.1		

nsample	FMC 12
samp_date	10/30/2007
lab_id	C7K020216005
qc_type	NM
units	UG/L
Pct_Solids	
DUP_OF:	

Parameter	Result	Val Qual	Qual Code
ANTIMONY	0.3	B	A
ARSENIC	3.7		
BERYLLIUM	0.068	U	
CADMIUM	0.12		
CHROMIUM	3.2		
COPPER	3.1		
LEAD	0.022	B	A
MERCURY	0.055	U	
NICKEL	2.2		
SELENIUM	12.3		
SILVER	0.077	U	
THALLIUM	0.038	B	A
ZINC	7.1		

PROJ_NO: 00998

SDG: C7K020216 MEDIA: WATER DATA FRACTION: MF

nsample	FMC 13
samp_date	10/30/2007
lab_id	C7K020216006
qc_type	NM
units	UG/L
Pct_Solids	
DUP_OF:	

Parameter	Result	Val Qual	Qual Code
ANTIMONY	0.25	B	A
ARSENIC	4.2		
BERYLLIUM	0.068	U	
CADMIUM	0.11	U	
CHROMIUM	2.9		
COPPER	3		
LEAD	0.067	B	A
MERCURY	0.055	U	
NICKEL	1.9	K	C
SELENIUM	13.9		
SILVER	0.077	U	
THALLIUM	0.021	B	A
ZINC	7.6		

nsample	FMC 16
samp_date	10/31/2007
lab_id	C7K020216007
qc_type	NM
units	UG/L
Pct_Solids	
DUP_OF:	

Parameter	Result	Val Qual	Qual Code
ANTIMONY	0.28	B	A
ARSENIC	4.4		
BERYLLIUM	0.068	U	
CADMIUM	0.11	U	
CHROMIUM	2.6		
COPPER	3.1		
LEAD	0.02	UL	C
MERCURY	0.055	U	
NICKEL	2.2		
SELENIUM	14.3		
SILVER	0.077	U	
THALLIUM	0.018	U	
ZINC	6.9		

nsample	FMC 18
samp_date	10/31/2007
lab_id	C7K020216008
qc_type	NM
units	UG/L
Pct_Solids	
DUP_OF:	

Parameter	Result	Val Qual	Qual Code
ANTIMONY	0.24	B	A
ARSENIC	2.9		
BERYLLIUM	0.068	U	
CADMIUM	0.11	U	
CHROMIUM	3.1		
COPPER	3.4		
LEAD	0.02	UL	C
MERCURY	0.055	U	
NICKEL	2.1		
SELENIUM	9.4		
SILVER	0.077	U	
THALLIUM	0.018	U	
ZINC	8		

PROJ_NO: 00998

SDG: C7K020216 MEDIA: WATER DATA FRACTION: MF

nsample	FMC 20
samp_date	10/31/2007
lab_id	C7K020216009
qc_type	NM
units	UG/L
Pct_Solids	
DUP_OF:	

Parameter	Result	Val Qual	Qual Code
ANTIMONY	0.24	B	A
ARSENIC	2.6		
BERYLLIUM	0.068	U	
CADMIUM	0.11	U	
CHROMIUM	3.4		
COPPER	3.4		
LEAD	0.02	UL	C
MERCURY	0.055	U	
NICKEL	2.1		
SELENIUM	10.4		
SILVER	0.077	U	
THALLIUM	0.018	U	
ZINC	6.4		

nsample	FMC 22
samp_date	10/31/2007
lab_id	C7K020216010
qc_type	NM
units	UG/L
Pct_Solids	
DUP_OF:	

Parameter	Result	Val Qual	Qual Code
ANTIMONY	0.21	B	A
ARSENIC	3.3		
BERYLLIUM	0.068	U	
CADMIUM	0.11	U	
CHROMIUM	3.2		
COPPER	3.8		
LEAD	0.02	UL	C
MERCURY	0.055	U	
NICKEL	2.2		
SELENIUM	11.5		
SILVER	0.077	U	
THALLIUM	0.018	U	
ZINC	6.5		

nsample	FMC 24
samp_date	10/30/2007
lab_id	C7K020216001
qc_type	NM
units	UG/L
Pct_Solids	
DUP_OF:	

Parameter	Result	Val Qual	Qual Code
ANTIMONY	0.33	B	A
ARSENIC	3.8		
BERYLLIUM	0.068	U	
CADMIUM	0.11	U	
CHROMIUM	3		
COPPER	4.6		
LEAD	0.17	B	A
MERCURY	0.055	U	
NICKEL	2.1		
SELENIUM	9.2		
SILVER	0.077	U	
THALLIUM	0.092	B	A
ZINC	10.4		

PROJ_NO: 00998

SDG: C7K020216 MEDIA: WATER DATA FRACTION: MF

nsample	FMC 25
samp_date	11/1/2007
lab_id	C7K020216014
qc_type	NM
units	UG/L
Pct_Solids	
DUP_OF:	

Parameter	Result	Val Qual	Qual Code
ANTIMONY	0.25	B	A
ARSENIC	3		
BERYLLIUM	0.068	U	
CADMIUM	0.11	U	
CHROMIUM	2.2		
COPPER	3		
LEAD	0.02	UL	C
MERCURY	0.055	U	
NICKEL	1.8	K	C
SELENIUM	11.5		
SILVER	0.077	U	
THALLIUM	0.018	U	
ZINC	3.6		

nsample	FMC 26
samp_date	11/1/2007
lab_id	C7K020216015
qc_type	NM
units	UG/L
Pct_Solids	
DUP_OF:	

Parameter	Result	Val Qual	Qual Code
ANTIMONY	0.2	B	A
ARSENIC	3		
BERYLLIUM	0.068	U	
CADMIUM	0.11	U	
CHROMIUM	2.3		
COPPER	3		
LEAD	0.02	UL	C
MERCURY	0.055	U	
NICKEL	2	K	C
SELENIUM	10.8		
SILVER	0.077	U	
THALLIUM	0.018	U	
ZINC	2.8		

nsample	FMC 3
samp_date	10/31/2007
lab_id	C7K020216011
qc_type	NM
units	UG/L
Pct_Solids	
DUP_OF:	

Parameter	Result	Val Qual	Qual Code
ANTIMONY	0.19	B	A
ARSENIC	2.4		
BERYLLIUM	0.068	U	
CADMIUM	0.11	U	
CHROMIUM	3.2		
COPPER	3.4		
LEAD	0.02	UL	C
MERCURY	0.055	U	
NICKEL	2.1		
SELENIUM	11.1		
SILVER	0.077	U	
THALLIUM	0.018	U	
ZINC	5.5		

PROJ_NO: 00998

SDG: C7K020216 MEDIA: WATER DATA FRACTION: MF

nsample	FMC 5
samp_date	10/31/2007
lab_id	C7K020216012
qc_type	NM
units	UG/L
Pct_Solids	
DUP_OF:	

Parameter	Result	Val Qual	Qual Code
ANTIMONY	0.22	B	A
ARSENIC	2.9		
BERYLLIUM	0.068	U	
CADMIUM	0.11	U	
CHROMIUM	3.1		
COPPER	4.1		
LEAD	0.076	B	A
MERCURY	0.055	U	
NICKEL	2.2		
SELENIUM	11.5		
SILVER	0.077	U	
THALLIUM	0.018	U	
ZINC	7.9		

nsample	FMC 7
samp_date	10/31/2007
lab_id	C7K020216013
qc_type	NM
units	UG/L
Pct_Solids	
DUP_OF:	

Parameter	Result	Val Qual	Qual Code
ANTIMONY	0.23	B	A
ARSENIC	3.2		
BERYLLIUM	0.068	U	
CADMIUM	0.11	U	
CHROMIUM	3.1		
COPPER	3.6		
LEAD	0.02	UL	C
MERCURY	0.055	U	
NICKEL	1.9	K	C
SELENIUM	12.3		
SILVER	0.077	U	
THALLIUM	0.018	U	
ZINC	8.2		

nsample	FMC 9
samp_date	10/30/2007
lab_id	C7K020216002
qc_type	NM
units	UG/L
Pct_Solids	
DUP_OF:	

Parameter	Result	Val Qual	Qual Code
ANTIMONY	0.37	B	A
ARSENIC	3.7		
BERYLLIUM	0.068	U	
CADMIUM	0.11	U	
CHROMIUM	2.6		
COPPER	2.9		
LEAD	0.02	UL	C
MERCURY	0.055	U	
NICKEL	2.2		
SELENIUM	12.7		
SILVER	0.077	U	
THALLIUM	0.12	B	A
ZINC	7.5		

APPENDIX B
RESULTS AS REPORTED BY THE LABORATORY

Tetra Tech NUS, Inc

Client Sample ID: FMC 10

TOTAL Metals

Lot-Sample #...: C7K020216-003 Matrix.....: WATER
Date Sampled...: 10/30/07 Date Received..: 11/02/07

PARAMETER	RESULT	REPORTING LIMIT	UNITS	METHOD	PREPARATION-ANALYSIS DATE	WORK ORDER #
Prep Batch #...: 7318317						
Silver	ND	1.0	ug/L	SW846 6020	11/14-11/27/07	KAE071A6
		Dilution Factor: 1		Analysis Time..: 20:33	Analyst ID.....: 400149	
		Instrument ID..: ICPMS		MS Run #.....: 7318166	MDL.....: 0.077	
Arsenic	**3.1**	**1.0**	**ug/L**	**SW846 6020**	**11/14-11/27/07**	**KAE071A7**
		Dilution Factor: 1		Analysis Time..: 20:33	Analyst ID.....: 400149	
		Instrument ID..: ICPMS		MS Run #.....: 7318166	MDL.....: 0.14	
Beryllium	ND	1.0	ug/L	SW846 6020	11/14-11/27/07	KAE071A8
		Dilution Factor: 1		Analysis Time..: 20:33	Analyst ID.....: 400149	
		Instrument ID..: ICPMS		MS Run #.....: 7318166	MDL.....: 0.068	
Cadmium	**0.12 B**	**1.0**	**ug/L**	**SW846 6020**	**11/14-11/27/07**	**KAE071AA**
		Dilution Factor: 1		Analysis Time..: 20:33	Analyst ID.....: 400149	
		Instrument ID..: ICPMS		MS Run #.....: 7318166	MDL.....: 0.11	
Chromium	**2.8 J**	**2.0**	**ug/L**	**SW846 6020**	**11/14-11/27/07**	**KAE071AC**
		Dilution Factor: 1		Analysis Time..: 20:33	Analyst ID.....: 400149	
		Instrument ID..: ICPMS		MS Run #.....: 7318166	MDL.....: 0.11	
Copper	**5.4**	**2.0**	**ug/L**	**SW846 6020**	**11/14-11/27/07**	**KAE071AD**
		Dilution Factor: 1		Analysis Time..: 20:33	Analyst ID.....: 400149	
		Instrument ID..: ICPMS		MS Run #.....: 7318166	MDL.....: 0.14	
Nickel	**2.5**	**1.0**	**ug/L**	**SW846 6020**	**11/14-11/27/07**	**KAE071AE**
		Dilution Factor: 1		Analysis Time..: 20:33	Analyst ID.....: 400149	
		Instrument ID..: ICPMS		MS Run #.....: 7318166	MDL.....: 0.073	
Lead	**1.1**	**1.0**	**ug/L**	**SW846 6020**	**11/14-11/27/07**	**KAE071AF**
		Dilution Factor: 1		Analysis Time..: 20:33	Analyst ID.....: 400149	
		Instrument ID..: ICPMS		MS Run #.....: 7318166	MDL.....: 0.020	
Antimony	**0.26 B**	**2.0**	**ug/L**	**SW846 6020**	**11/14-11/27/07**	**KAE071AG**
		Dilution Factor: 1		Analysis Time..: 20:33	Analyst ID.....: 400149	
		Instrument ID..: ICPMS		MS Run #.....: 7318166	MDL.....: 0.047	

(Continued on next page)

Tetra Tech NUS, Inc

Client Sample ID: FMC 10

TOTAL Metals

Lot-Sample #...: C7K020216-003 Matrix.....: WATER

PARAMETER	RESULT	REPORTING LIMIT	UNITS	METHOD	PREPARATION-ANALYSIS DATE	WORK ORDER #
Selenium	**9.1**	**5.0**	**ug/L**	**SW846 6020**	**11/14-11/27/07**	**KAE071AH**
		Dilution Factor: 1		Analysis Time..: 20:33	Analyst ID.....: 400149	
		Instrument ID..: ICPMS		MS Run #.....: 7318166	MDL.....: 0.21	
Thallium	**0.023 B**	**1.0**	**ug/L**	**SW846 6020**	**11/14-11/27/07**	**KAE071AJ**
		Dilution Factor: 1		Analysis Time..: 20:33	Analyst ID.....: 400149	
		Instrument ID..: ICPMS		MS Run #.....: 7318166	MDL.....: 0.018	
Zinc	**11.1 J**	**5.0**	**ug/L**	**SW846 6020**	**11/14-11/27/07**	**KAE071AK**
		Dilution Factor: 1		Analysis Time..: 20:33	Analyst ID.....: 400149	
		Instrument ID..: ICPMS		MS Run #.....: 7318166	MDL.....: 0.60	
Prep Batch #...: 7318436						
Mercury	ND	0.20	ug/L	SW846 7470A	11/14/07	KAE071AP
		Dilution Factor: 1		Analysis Time..: 19:50	Analyst ID.....: 400491	
		Instrument ID..: HGHYDRA		MS Run #.....: 7318234	MDL.....: 0.055	

NOTE(S):

B Estimated result. Result is less than RL.

J Method blank contamination. The associated method blank contains the target analyte at a reportable level.

Tetra Tech NUS, Inc

Client Sample ID: FMC 11

TOTAL Metals

Lot-Sample #...: C7K020216-004 Matrix.....: WATER
Date Sampled...: 10/30/07 Date Received..: 11/02/07

PARAMETER	RESULT	REPORTING LIMIT	UNITS	METHOD	PREPARATION-ANALYSIS DATE	WORK ORDER #
Prep Batch #...: 7318317						
Silver	ND	1.0	ug/L	SW846 6020	11/14-11/27/07	KAE1A1AV
		Dilution Factor: 1		Analysis Time..: 20:37	Analyst ID.....: 400149	
		Instrument ID..: ICPMS		MS Run #.....: 7318166	MDL.....: 0.077	
Arsenic	**3.6**	**1.0**	**ug/L**	**SW846 6020**	**11/14-11/27/07**	**KAE1A1AW**
		Dilution Factor: 1		Analysis Time..: 20:37	Analyst ID.....: 400149	
		Instrument ID..: ICPMS		MS Run #.....: 7318166	MDL.....: 0.14	
Beryllium	ND	1.0	ug/L	SW846 6020	11/14-11/27/07	KAE1A1AX
		Dilution Factor: 1		Analysis Time..: 20:37	Analyst ID.....: 400149	
		Instrument ID..: ICPMS		MS Run #.....: 7318166	MDL.....: 0.068	
Cadmium	ND	1.0	ug/L	SW846 6020	11/14-11/27/07	KAE1A1A0
		Dilution Factor: 1		Analysis Time..: 20:37	Analyst ID.....: 400149	
		Instrument ID..: ICPMS		MS Run #.....: 7318166	MDL.....: 0.11	
Chromium	**3.0 J**	**2.0**	**ug/L**	**SW846 6020**	**11/14-11/27/07**	**KAE1A1A1**
		Dilution Factor: 1		Analysis Time..: 20:37	Analyst ID.....: 400149	
		Instrument ID..: ICPMS		MS Run #.....: 7318166	MDL.....: 0.11	
Copper	**5.4**	**2.0**	**ug/L**	**SW846 6020**	**11/14-11/27/07**	**KAE1A1A2**
		Dilution Factor: 1		Analysis Time..: 20:37	Analyst ID.....: 400149	
		Instrument ID..: ICPMS		MS Run #.....: 7318166	MDL.....: 0.14	
Nickel	**2.4**	**1.0**	**ug/L**	**SW846 6020**	**11/14-11/27/07**	**KAE1A1A3**
		Dilution Factor: 1		Analysis Time..: 20:37	Analyst ID.....: 400149	
		Instrument ID..: ICPMS		MS Run #.....: 7318166	MDL.....: 0.073	
Lead	**1.0**	**1.0**	**ug/L**	**SW846 6020**	**11/14-11/27/07**	**KAE1A1A4**
		Dilution Factor: 1		Analysis Time..: 20:37	Analyst ID.....: 400149	
		Instrument ID..: ICPMS		MS Run #.....: 7318166	MDL.....: 0.020	
Antimony	**0.27 B**	**2.0**	**ug/L**	**SW846 6020**	**11/14-11/27/07**	**KAE1A1A5**
		Dilution Factor: 1		Analysis Time..: 20:37	Analyst ID.....: 400149	
		Instrument ID..: ICPMS		MS Run #.....: 7318166	MDL.....: 0.047	

(Continued on next page)

Tetra Tech NUS, Inc

Client Sample ID: FMC 11

TOTAL Metals

Lot-Sample #...: C7K020216-004 Matrix.....: WATER

PARAMETER	RESULT	REPORTING LIMIT	UNITS	METHOD	PREPARATION-ANALYSIS DATE	WORK ORDER #
Selenium	**10.3**	**5.0**	**ug/L**	**SW846 6020**	**11/14-11/27/07**	**KAE1A1A6**
		Dilution Factor: 1		Analysis Time..: 20:37	Analyst ID.....: 400149	
		Instrument ID..: ICPMS		MS Run #.....: 7318166	MDL.....: 0.21	
Thallium	ND	1.0	ug/L	SW846 6020	11/14-11/27/07	KAE1A1A7
		Dilution Factor: 1		Analysis Time..: 20:37	Analyst ID.....: 400149	
		Instrument ID..: ICPMS		MS Run #.....: 7318166	MDL.....: 0.018	
Zinc	**15.8 J**	**5.0**	**ug/L**	**SW846 6020**	**11/14-11/27/07**	**KAE1A1A8**
		Dilution Factor: 1		Analysis Time..: 20:37	Analyst ID.....: 400149	
		Instrument ID..: ICPMS		MS Run #.....: 7318166	MDL.....: 0.60	
Prep Batch #...: 7318436						
Mercury	**0.058 B,J**	**0.20**	**ug/L**	**SW846 7470A**	**11/14/07**	**KAE1A1AE**
		Dilution Factor: 1		Analysis Time..: 19:52	Analyst ID.....: 400491	
		Instrument ID..: HGHYDRA		MS Run #.....: 7318234	MDL.....: 0.055	

NOTE(S):

J Method blank contamination. The associated method blank contains the target analyte at a reportable level.

B Estimated result. Result is less than RL.

Tetra Tech NUS, Inc

Client Sample ID: FMC 12

TOTAL Metals

Lot-Sample #...: C7K020216-005 **Matrix.....:** WATER
Date Sampled...: 10/30/07 **Date Received..:** 11/02/07

PARAMETER	RESULT	REPORTING LIMIT	UNITS	METHOD	PREPARATION-ANALYSIS DATE	WORK ORDER #
Prep Batch #...: 7318317						
Silver	ND	1.0	ug/L	SW846 6020	11/14-11/27/07	KAE1D1A6
		Dilution Factor: 1		Analysis Time..: 20:42	Analyst ID.....: 400149	
		Instrument ID..: ICPMS		MS Run #.....: 7318166	MDL.....: 0.077	
Arsenic	**3.5**	**1.0**	**ug/L**	**SW846 6020**	**11/14-11/27/07**	**KAE1D1A7**
		Dilution Factor: 1		Analysis Time..: 20:42	Analyst ID.....: 400149	
		Instrument ID..: ICPMS		MS Run #.....: 7318166	MDL.....: 0.14	
Beryllium	ND	1.0	ug/L	SW846 6020	11/14-11/27/07	KAE1D1A8
		Dilution Factor: 1		Analysis Time..: 20:42	Analyst ID.....: 400149	
		Instrument ID..: ICPMS		MS Run #.....: 7318166	MDL.....: 0.068	
Cadmium	ND	1.0	ug/L	SW846 6020	11/14-11/27/07	KAE1D1AA
		Dilution Factor: 1		Analysis Time..: 20:42	Analyst ID.....: 400149	
		Instrument ID..: ICPMS		MS Run #.....: 7318166	MDL.....: 0.11	
Chromium	**3.6 J**	**2.0**	**ug/L**	**SW846 6020**	**11/14-11/27/07**	**KAE1D1AC**
		Dilution Factor: 1		Analysis Time..: 20:42	Analyst ID.....: 400149	
		Instrument ID..: ICPMS		MS Run #.....: 7318166	MDL.....: 0.11	
Copper	**6.3**	**2.0**	**ug/L**	**SW846 6020**	**11/14-11/27/07**	**KAE1D1AD**
		Dilution Factor: 1		Analysis Time..: 20:42	Analyst ID.....: 400149	
		Instrument ID..: ICPMS		MS Run #.....: 7318166	MDL.....: 0.14	
Nickel	**2.7**	**1.0**	**ug/L**	**SW846 6020**	**11/14-11/27/07**	**KAE1D1AE**
		Dilution Factor: 1		Analysis Time..: 20:42	Analyst ID.....: 400149	
		Instrument ID..: ICPMS		MS Run #.....: 7318166	MDL.....: 0.073	
Lead	**1.7**	**1.0**	**ug/L**	**SW846 6020**	**11/14-11/27/07**	**KAE1D1AF**
		Dilution Factor: 1		Analysis Time..: 20:42	Analyst ID.....: 400149	
		Instrument ID..: ICPMS		MS Run #.....: 7318166	MDL.....: 0.020	
Antimony	**0.24 B**	**2.0**	**ug/L**	**SW846 6020**	**11/14-11/27/07**	**KAE1D1AG**
		Dilution Factor: 1		Analysis Time..: 20:42	Analyst ID.....: 400149	
		Instrument ID..: ICPMS		MS Run #.....: 7318166	MDL.....: 0.047	

(Continued on next page)

Tetra Tech NUS, Inc

Client Sample ID: FMC 12

TOTAL Metals

Lot-Sample #...: C7K020216-005 Matrix.....: WATER

PARAMETER	RESULT	REPORTING LIMIT	UNITS	METHOD	PREPARATION-ANALYSIS DATE	WORK ORDER #
Selenium	**11.1**	**5.0**	**ug/L**	**SW846 6020**	**11/14-11/27/07**	**KAE1D1AH**
		Dilution Factor: 1		Analysis Time..: 20:42	Analyst ID.....: 400149	
		Instrument ID..: ICPMS		MS Run #.....: 7318166	MDL.....: 0.21	
Thallium	ND	1.0	ug/L	SW846 6020	11/14-11/27/07	KAE1D1AJ
		Dilution Factor: 1		Analysis Time..: 20:42	Analyst ID.....: 400149	
		Instrument ID..: ICPMS		MS Run #.....: 7318166	MDL.....: 0.018	
Zinc	**12.7 J**	**5.0**	**ug/L**	**SW846 6020**	**11/14-11/27/07**	**KAE1D1AK**
		Dilution Factor: 1		Analysis Time..: 20:42	Analyst ID.....: 400149	
		Instrument ID..: ICPMS		MS Run #.....: 7318166	MDL.....: 0.60	
Prep Batch #...: 7318436						
Mercury	**0.057 B,J**	**0.20**	**ug/L**	**SW846 7470A**	**11/14/07**	**KAE1D1AP**
		Dilution Factor: 1		Analysis Time..: 19:54	Analyst ID.....: 400491	
		Instrument ID..: HGHYDRA		MS Run #.....: 7318234	MDL.....: 0.055	

NOTE(S):

J Method blank contamination. The associated method blank contains the target analyte at a reportable level.

B Estimated result. Result is less than RL.

Tetra Tech NUS, Inc

Client Sample ID: FMC 13

TOTAL Metals

Lot-Sample #...: C7K020216-006 **Matrix.....:** WATER
Date Sampled...: 10/30/07 **Date Received..:** 11/02/07

PARAMETER	RESULT	REPORTING LIMIT	UNITS	METHOD	PREPARATION-ANALYSIS DATE	WORK ORDER #
Prep Batch #...: 7318317						
Silver	ND	1.0	ug/L	SW846 6020	11/14-11/27/07	KAE1F1A6
		Dilution Factor: 1		Analysis Time..: 20:46	Analyst ID.....: 400149	
		Instrument ID..: ICPMS		MS Run #.....: 7318166	MDL.....: 0.077	
Arsenic	**3.4**	**1.0**	**ug/L**	**SW846 6020**	**11/14-11/27/07**	**KAE1F1A7**
		Dilution Factor: 1		Analysis Time..: 20:46	Analyst ID.....: 400149	
		Instrument ID..: ICPMS		MS Run #.....: 7318166	MDL.....: 0.14	
Beryllium	ND	1.0	ug/L	SW846 6020	11/14-11/27/07	KAE1F1A8
		Dilution Factor: 1		Analysis Time..: 20:46	Analyst ID.....: 400149	
		Instrument ID..: ICPMS		MS Run #.....: 7318166	MDL.....: 0.068	
Cadmium	ND	1.0	ug/L	SW846 6020	11/14-11/27/07	KAE1F1AA
		Dilution Factor: 1		Analysis Time..: 20:46	Analyst ID.....: 400149	
		Instrument ID..: ICPMS		MS Run #.....: 7318166	MDL.....: 0.11	
Chromium	**3.7 J**	**2.0**	**ug/L**	**SW846 6020**	**11/14-11/27/07**	**KAE1F1AC**
		Dilution Factor: 1		Analysis Time..: 20:46	Analyst ID.....: 400149	
		Instrument ID..: ICPMS		MS Run #.....: 7318166	MDL.....: 0.11	
Copper	**6.4**	**2.0**	**ug/L**	**SW846 6020**	**11/14-11/27/07**	**KAE1F1AD**
		Dilution Factor: 1		Analysis Time..: 20:46	Analyst ID.....: 400149	
		Instrument ID..: ICPMS		MS Run #.....: 7318166	MDL.....: 0.14	
Nickel	**2.5**	**1.0**	**ug/L**	**SW846 6020**	**11/14-11/27/07**	**KAE1F1AE**
		Dilution Factor: 1		Analysis Time..: 20:46	Analyst ID.....: 400149	
		Instrument ID..: ICPMS		MS Run #.....: 7318166	MDL.....: 0.073	
Lead	**1.4**	**1.0**	**ug/L**	**SW846 6020**	**11/14-11/27/07**	**KAE1F1AF**
		Dilution Factor: 1		Analysis Time..: 20:46	Analyst ID.....: 400149	
		Instrument ID..: ICPMS		MS Run #.....: 7318166	MDL.....: 0.020	
Antimony	**0.22 B**	**2.0**	**ug/L**	**SW846 6020**	**11/14-11/27/07**	**KAE1F1AG**
		Dilution Factor: 1		Analysis Time..: 20:46	Analyst ID.....: 400149	
		Instrument ID..: ICPMS		MS Run #.....: 7318166	MDL.....: 0.047	

(Continued on next page)

Tetra Tech NUS, Inc

Client Sample ID: FMC 13

TOTAL Metals

Lot-Sample #...: C7K020216-006 **Matrix.....:** WATER

PARAMETER	RESULT	REPORTING LIMIT	UNITS	METHOD	PREPARATION-ANALYSIS DATE	WORK ORDER #
Selenium	**10.8**	**5.0**	**ug/L**	**SW846 6020**	**11/14-11/27/07**	**KAE1F1AH**
		Dilution Factor: 1		Analysis Time..: 20:46	Analyst ID.....: 400149	
		Instrument ID..: ICPMS		MS Run #.....: 7318166	MDL.....: 0.21	
Thallium	ND	1.0	ug/L	SW846 6020	11/14-11/27/07	KAE1F1AJ
		Dilution Factor: 1		Analysis Time..: 20:46	Analyst ID.....: 400149	
		Instrument ID..: ICPMS		MS Run #.....: 7318166	MDL.....: 0.018	
Zinc	**10.7 J**	**5.0**	**ug/L**	**SW846 6020**	**11/14-11/27/07**	**KAE1F1AK**
		Dilution Factor: 1		Analysis Time..: 20:46	Analyst ID.....: 400149	
		Instrument ID..: ICPMS		MS Run #.....: 7318166	MDL.....: 0.60	
Prep Batch #...: 7318436						
Mercury	ND	0.20	ug/L	SW846 7470A	11/14/07	KAE1F1AP
		Dilution Factor: 1		Analysis Time..: 19:55	Analyst ID.....: 400491	
		Instrument ID..: HGHYDRA		MS Run #.....: 7318234	MDL.....: 0.055	

NOTE(S):

J Method blank contamination. The associated method blank contains the target analyte at a reportable level.

B Estimated result. Result is less than RL.

Tetra Tech NUS, Inc

Client Sample ID: FMC 16

TOTAL Metals

Lot-Sample #...: C7K020216-007
Date Sampled...: 10/31/07 Date Received..: 11/02/07 Matrix.....: WATER

PARAMETER	RESULT	REPORTING LIMIT	UNITS	METHOD	PREPARATION-ANALYSIS DATE	WORK ORDER #
Prep Batch #...: 7318317						
Silver	ND	1.0	ug/L	SW846 6020	11/14-11/27/07	KAE1J1A6
		Dilution Factor: 1		Analysis Time..: 20:50	Analyst ID.....: 400149	
		Instrument ID..: ICPMS		MS Run #.....: 7318166	MDL.....: 0.077	
Arsenic	**2.6**	**1.0**	**ug/L**	**SW846 6020**	**11/14-11/27/07**	**KAE1J1A7**
		Dilution Factor: 1		Analysis Time..: 20:50	Analyst ID.....: 400149	
		Instrument ID..: ICPMS		MS Run #.....: 7318166	MDL.....: 0.14	
Beryllium	ND	1.0	ug/L	SW846 6020	11/14-11/27/07	KAE1J1A8
		Dilution Factor: 1		Analysis Time..: 20:50	Analyst ID.....: 400149	
		Instrument ID..: ICPMS		MS Run #.....: 7318166	MDL.....: 0.068	
Cadmium	**0.18 B**	**1.0**	**ug/L**	**SW846 6020**	**11/14-11/27/07**	**KAE1J1AA**
		Dilution Factor: 1		Analysis Time..: 20:50	Analyst ID.....: 400149	
		Instrument ID..: ICPMS		MS Run #.....: 7318166	MDL.....: 0.11	
Chromium	**3.2 J**	**2.0**	**ug/L**	**SW846 6020**	**11/14-11/27/07**	**KAE1J1AC**
		Dilution Factor: 1		Analysis Time..: 20:50	Analyst ID.....: 400149	
		Instrument ID..: ICPMS		MS Run #.....: 7318166	MDL.....: 0.11	
Copper	**4.9**	**2.0**	**ug/L**	**SW846 6020**	**11/14-11/27/07**	**KAE1J1AD**
		Dilution Factor: 1		Analysis Time..: 20:50	Analyst ID.....: 400149	
		Instrument ID..: ICPMS		MS Run #.....: 7318166	MDL.....: 0.14	
Nickel	**2.4**	**1.0**	**ug/L**	**SW846 6020**	**11/14-11/27/07**	**KAE1J1AE**
		Dilution Factor: 1		Analysis Time..: 20:50	Analyst ID.....: 400149	
		Instrument ID..: ICPMS		MS Run #.....: 7318166	MDL.....: 0.073	
Lead	**0.85 B**	**1.0**	**ug/L**	**SW846 6020**	**11/14-11/27/07**	**KAE1J1AF**
		Dilution Factor: 1		Analysis Time..: 20:50	Analyst ID.....: 400149	
		Instrument ID..: ICPMS		MS Run #.....: 7318166	MDL.....: 0.020	
Antimony	**0.24 B**	**2.0**	**ug/L**	**SW846 6020**	**11/14-11/27/07**	**KAE1J1AG**
		Dilution Factor: 1		Analysis Time..: 20:50	Analyst ID.....: 400149	
		Instrument ID..: ICPMS		MS Run #.....: 7318166	MDL.....: 0.047	

(Continued on next page)

Tetra Tech NUS, Inc

Client Sample ID: FMC 16

TOTAL Metals

Lot-Sample #...: C7K020216-007 Matrix.....: WATER

PARAMETER	RESULT	REPORTING LIMIT	UNITS	METHOD	PREPARATION-ANALYSIS DATE	WORK ORDER #
Selenium	**8.3**	**5.0**	**ug/L**	**SW846 6020**	**11/14-11/27/07**	**KAE1J1AH**
		Dilution Factor: 1		Analysis Time..: 20:50	Analyst ID.....: 400149	
		Instrument ID..: ICPMS		MS Run #.....: 7318166	MDL.....: 0.21	
Thallium	ND	1.0	ug/L	SW846 6020	11/14-11/27/07	KAE1J1AJ
		Dilution Factor: 1		Analysis Time..: 20:50	Analyst ID.....: 400149	
		Instrument ID..: ICPMS		MS Run #.....: 7318166	MDL.....: 0.018	
Zinc	**9.7 J**	**5.0**	**ug/L**	**SW846 6020**	**11/14-11/27/07**	**KAE1J1AK**
		Dilution Factor: 1		Analysis Time..: 20:50	Analyst ID.....: 400149	
		Instrument ID..: ICPMS		MS Run #.....: 7318166	MDL.....: 0.60	
Prep Batch #...: 7318436						
Mercury	ND	0.20	ug/L	SW846 7470A	11/14/07	KAE1J1AP
		Dilution Factor: 1		Analysis Time..: 19:57	Analyst ID.....: 400491	
		Instrument ID..: HGHYDRA		MS Run #.....: 7318234	MDL.....: 0.055	

NOTE(S):

B Estimated result. Result is less than RL.

J Method blank contamination. The associated method blank contains the target analyte at a reportable level.

Tetra Tech NUS, Inc

Client Sample ID: FMC 18

TOTAL Metals

Lot-Sample #...: C7K020216-008 Matrix.....: WATER
Date Sampled...: 10/31/07 Date Received..: 11/02/07

PARAMETER	RESULT	REPORTING LIMIT	UNITS	METHOD	PREPARATION-ANALYSIS DATE	WORK ORDER #
Prep Batch #...: 7318317						
Silver	ND	1.0	ug/L	SW846 6020	11/14-11/27/07	KAE1K1A6
		Dilution Factor: 1		Analysis Time..: 20:55	Analyst ID.....: 400149	
		Instrument ID..: ICPMS		MS Run #.....: 7318166	MDL.....: 0.077	
Arsenic	**2.8**	**1.0**	**ug/L**	**SW846 6020**	**11/14-11/27/07**	**KAE1K1A7**
		Dilution Factor: 1		Analysis Time..: 20:55	Analyst ID.....: 400149	
		Instrument ID..: ICPMS		MS Run #.....: 7318166	MDL.....: 0.14	
Beryllium	ND	1.0	ug/L	SW846 6020	11/14-11/27/07	KAE1K1A8
		Dilution Factor: 1		Analysis Time..: 20:55	Analyst ID.....: 400149	
		Instrument ID..: ICPMS		MS Run #.....: 7318166	MDL.....: 0.068	
Cadmium	ND	1.0	ug/L	SW846 6020	11/14-11/27/07	KAE1K1AA
		Dilution Factor: 1		Analysis Time..: 20:55	Analyst ID.....: 400149	
		Instrument ID..: ICPMS		MS Run #.....: 7318166	MDL.....: 0.11	
Chromium	**3.9 J**	**2.0**	**ug/L**	**SW846 6020**	**11/14-11/27/07**	**KAE1K1AC**
		Dilution Factor: 1		Analysis Time..: 20:55	Analyst ID.....: 400149	
		Instrument ID..: ICPMS		MS Run #.....: 7318166	MDL.....: 0.11	
Copper	**7.0**	**2.0**	**ug/L**	**SW846 6020**	**11/14-11/27/07**	**KAE1K1AD**
		Dilution Factor: 1		Analysis Time..: 20:55	Analyst ID.....: 400149	
		Instrument ID..: ICPMS		MS Run #.....: 7318166	MDL.....: 0.14	
Nickel	**2.5**	**1.0**	**ug/L**	**SW846 6020**	**11/14-11/27/07**	**KAE1K1AE**
		Dilution Factor: 1		Analysis Time..: 20:55	Analyst ID.....: 400149	
		Instrument ID..: ICPMS		MS Run #.....: 7318166	MDL.....: 0.073	
Lead	**1.5**	**1.0**	**ug/L**	**SW846 6020**	**11/14-11/27/07**	**KAE1K1AF**
		Dilution Factor: 1		Analysis Time..: 20:55	Analyst ID.....: 400149	
		Instrument ID..: ICPMS		MS Run #.....: 7318166	MDL.....: 0.020	
Antimony	**0.25 B**	**2.0**	**ug/L**	**SW846 6020**	**11/14-11/27/07**	**KAE1K1AG**
		Dilution Factor: 1		Analysis Time..: 20:55	Analyst ID.....: 400149	
		Instrument ID..: ICPMS		MS Run #.....: 7318166	MDL.....: 0.047	

(Continued on next page)

Tetra Tech NUS, Inc

Client Sample ID: FMC 18

TOTAL Metals

Lot-Sample #...: C7K020216-008 Matrix.....: WATER

PARAMETER	RESULT	REPORTING LIMIT	UNITS	METHOD	PREPARATION-ANALYSIS DATE	WORK ORDER #
Selenium	**9.4**	**5.0**	**ug/L**	**SW846 6020**	**11/14-11/27/07**	**KAE1K1AH**
		Dilution Factor: 1		Analysis Time..: 20:55	Analyst ID.....: 400149	
		Instrument ID..: ICPMS		MS Run #.....: 7318166	MDL.....: 0.21	
Thallium	ND	1.0	ug/L	SW846 6020	11/14-11/27/07	KAE1K1AJ
		Dilution Factor: 1		Analysis Time..: 20:55	Analyst ID.....: 400149	
		Instrument ID..: ICPMS		MS Run #.....: 7318166	MDL.....: 0.018	
Zinc	**12.3 J**	**5.0**	**ug/L**	**SW846 6020**	**11/14-11/27/07**	**KAE1K1AK**
		Dilution Factor: 1		Analysis Time..: 20:55	Analyst ID.....: 400149	
		Instrument ID..: ICPMS		MS Run #.....: 7318166	MDL.....: 0.60	
Prep Batch #...: 7318436						
Mercury	ND	0.20	ug/L	SW846 7470A	11/14/07	KAE1K1AP
		Dilution Factor: 1		Analysis Time..: 19:59	Analyst ID.....: 400491	
		Instrument ID..: HGHYDRA		MS Run #.....: 7318234	MDL.....: 0.055	

NOTE(S):

J Method blank contamination. The associated method blank contains the target analyte at a reportable level.

B Estimated result. Result is less than RL.

Tetra Tech NUS, Inc

Client Sample ID: FMC 20

TOTAL Metals

Lot-Sample #...: C7K020216-009
Date Sampled...: 10/31/07 Date Received..: 11/02/07 Matrix.....: WATER

PARAMETER	RESULT	REPORTING LIMIT	UNITS	METHOD	PREPARATION-ANALYSIS DATE	WORK ORDER #
Prep Batch #...: 7318317						
Silver	ND	1.0	ug/L	SW846 6020	11/14-11/27/07	KAE1P1A6
		Dilution Factor: 1		Analysis Time..: 20:59	Analyst ID.....: 400149	
		Instrument ID..: ICPMS		MS Run #.....: 7318166	MDL.....: 0.077	
Arsenic	**3.4**	**1.0**	**ug/L**	**SW846 6020**	**11/14-11/27/07**	**KAE1P1A7**
		Dilution Factor: 1		Analysis Time..: 20:59	Analyst ID.....: 400149	
		Instrument ID..: ICPMS		MS Run #.....: 7318166	MDL.....: 0.14	
Beryllium	ND	1.0	ug/L	SW846 6020	11/14-11/27/07	KAE1P1A8
		Dilution Factor: 1		Analysis Time..: 20:59	Analyst ID.....: 400149	
		Instrument ID..: ICPMS		MS Run #.....: 7318166	MDL.....: 0.068	
Cadmium	ND	1.0	ug/L	SW846 6020	11/14-11/27/07	KAE1P1AA
		Dilution Factor: 1		Analysis Time..: 20:59	Analyst ID.....: 400149	
		Instrument ID..: ICPMS		MS Run #.....: 7318166	MDL.....: 0.11	
Chromium	**3.5 J**	**2.0**	**ug/L**	**SW846 6020**	**11/14-11/27/07**	**KAE1P1AC**
		Dilution Factor: 1		Analysis Time..: 20:59	Analyst ID.....: 400149	
		Instrument ID..: ICPMS		MS Run #.....: 7318166	MDL.....: 0.11	
Copper	**6.6**	**2.0**	**ug/L**	**SW846 6020**	**11/14-11/27/07**	**KAE1P1AD**
		Dilution Factor: 1		Analysis Time..: 20:59	Analyst ID.....: 400149	
		Instrument ID..: ICPMS		MS Run #.....: 7318166	MDL.....: 0.14	
Nickel	**2.5**	**1.0**	**ug/L**	**SW846 6020**	**11/14-11/27/07**	**KAE1P1AE**
		Dilution Factor: 1		Analysis Time..: 20:59	Analyst ID.....: 400149	
		Instrument ID..: ICPMS		MS Run #.....: 7318166	MDL.....: 0.073	
Lead	**1.3**	**1.0**	**ug/L**	**SW846 6020**	**11/14-11/27/07**	**KAE1P1AF**
		Dilution Factor: 1		Analysis Time..: 20:59	Analyst ID.....: 400149	
		Instrument ID..: ICPMS		MS Run #.....: 7318166	MDL.....: 0.020	
Antimony	**0.26 B**	**2.0**	**ug/L**	**SW846 6020**	**11/14-11/27/07**	**KAE1P1AG**
		Dilution Factor: 1		Analysis Time..: 20:59	Analyst ID.....: 400149	
		Instrument ID..: ICPMS		MS Run #.....: 7318166	MDL.....: 0.047	

(Continued on next page)

Tetra Tech NUS, Inc

Client Sample ID: FMC 20

TOTAL Metals

Lot-Sample #...: C7K020216-009 Matrix.....: WATER

PARAMETER	RESULT	REPORTING LIMIT	UNITS	METHOD	PREPARATION-ANALYSIS DATE	WORK ORDER #
Selenium	**9.3**	**5.0**	**ug/L**	**SW846 6020**	**11/14-11/27/07**	**KAE1P1AH**
		Dilution Factor: 1		Analysis Time..: 20:59	Analyst ID.....: 400149	
		Instrument ID..: ICPMS		MS Run #.....: 7318166	MDL.....: 0.21	
Thallium	ND	1.0	ug/L	SW846 6020	11/14-11/27/07	KAE1P1AJ
		Dilution Factor: 1		Analysis Time..: 20:59	Analyst ID.....: 400149	
		Instrument ID..: ICPMS		MS Run #.....: 7318166	MDL.....: 0.018	
Zinc	**15.2 J**	**5.0**	**ug/L**	**SW846 6020**	**11/14-11/27/07**	**KAE1P1AK**
		Dilution Factor: 1		Analysis Time..: 20:59	Analyst ID.....: 400149	
		Instrument ID..: ICPMS		MS Run #.....: 7318166	MDL.....: 0.60	
Prep Batch #...: 7318436						
Mercury	ND	0.20	ug/L	SW846 7470A	11/14/07	KAE1P1AP
		Dilution Factor: 1		Analysis Time..: 20:00	Analyst ID.....: 400491	
		Instrument ID..: HGHYDRA		MS Run #.....: 7318234	MDL.....: 0.055	

NOTE(S):

J Method blank contamination. The associated method blank contains the target analyte at a reportable level.

B Estimated result. Result is less than RL.

Tetra Tech NUS, Inc

Client Sample ID: FMC 22

TOTAL Metals

Lot-Sample #...: C7K020216-010 Matrix.....: WATER
Date Sampled...: 10/31/07 Date Received..: 11/02/07

PARAMETER	RESULT	REPORTING LIMIT	UNITS	METHOD	PREPARATION-ANALYSIS DATE	WORK ORDER #
Prep Batch #...: 7318317						
Silver	ND	1.0	ug/L	SW846 6020	11/14-11/27/07	KAE1R1A6
		Dilution Factor: 1		Analysis Time..: 21:15	Analyst ID.....: 400149	
		Instrument ID..: ICPMS		MS Run #.....: 7318166	MDL.....: 0.077	
Arsenic	**3.6**	**1.0**	**ug/L**	**SW846 6020**	**11/14-11/27/07**	**KAE1R1A7**
		Dilution Factor: 1		Analysis Time..: 21:15	Analyst ID.....: 400149	
		Instrument ID..: ICPMS		MS Run #.....: 7318166	MDL.....: 0.14	
Beryllium	ND	1.0	ug/L	SW846 6020	11/14-11/27/07	KAE1R1A8
		Dilution Factor: 1		Analysis Time..: 21:15	Analyst ID.....: 400149	
		Instrument ID..: ICPMS		MS Run #.....: 7318166	MDL.....: 0.068	
Cadmium	ND	1.0	ug/L	SW846 6020	11/14-11/27/07	KAE1R1AA
		Dilution Factor: 1		Analysis Time..: 21:15	Analyst ID.....: 400149	
		Instrument ID..: ICPMS		MS Run #.....: 7318166	MDL.....: 0.11	
Chromium	**3.3 J**	**2.0**	**ug/L**	**SW846 6020**	**11/14-11/27/07**	**KAE1R1AC**
		Dilution Factor: 1		Analysis Time..: 21:15	Analyst ID.....: 400149	
		Instrument ID..: ICPMS		MS Run #.....: 7318166	MDL.....: 0.11	
Copper	**5.6**	**2.0**	**ug/L**	**SW846 6020**	**11/14-11/27/07**	**KAE1R1AD**
		Dilution Factor: 1		Analysis Time..: 21:15	Analyst ID.....: 400149	
		Instrument ID..: ICPMS		MS Run #.....: 7318166	MDL.....: 0.14	
Nickel	**2.4**	**1.0**	**ug/L**	**SW846 6020**	**11/14-11/27/07**	**KAE1R1AE**
		Dilution Factor: 1		Analysis Time..: 21:15	Analyst ID.....: 400149	
		Instrument ID..: ICPMS		MS Run #.....: 7318166	MDL.....: 0.073	
Lead	**0.94 B**	**1.0**	**ug/L**	**SW846 6020**	**11/14-11/27/07**	**KAE1R1AF**
		Dilution Factor: 1		Analysis Time..: 21:15	Analyst ID.....: 400149	
		Instrument ID..: ICPMS		MS Run #.....: 7318166	MDL.....: 0.020	
Antimony	**0.29 B**	**2.0**	**ug/L**	**SW846 6020**	**11/14-11/27/07**	**KAE1R1AG**
		Dilution Factor: 1		Analysis Time..: 21:15	Analyst ID.....: 400149	
		Instrument ID..: ICPMS		MS Run #.....: 7318166	MDL.....: 0.047	

(Continued on next page)

Tetra Tech NUS, Inc

Client Sample ID: FMC 22

TOTAL Metals

Lot-Sample #...: C7K020216-010 **Matrix.....:** WATER

PARAMETER	RESULT	REPORTING LIMIT	UNITS	METHOD	PREPARATION-ANALYSIS DATE	WORK ORDER #
Selenium	**9.4**	**5.0**	**ug/L**	**SW846 6020**	**11/14-11/27/07**	**KAE1R1AH**
		Dilution Factor: 1		Analysis Time..: 21:15	Analyst ID.....: 400149	
		Instrument ID..: ICPMS		MS Run #.....: 7318166	MDL.....: 0.21	
Thallium	ND	1.0	ug/L	SW846 6020	11/14-11/27/07	KAE1R1AJ
		Dilution Factor: 1		Analysis Time..: 21:15	Analyst ID.....: 400149	
		Instrument ID..: ICPMS		MS Run #.....: 7318166	MDL.....: 0.018	
Zinc	**10.4 J**	**5.0**	**ug/L**	**SW846 6020**	**11/14-11/27/07**	**KAE1R1AK**
		Dilution Factor: 1		Analysis Time..: 21:15	Analyst ID.....: 400149	
		Instrument ID..: ICPMS		MS Run #.....: 7318166	MDL.....: 0.60	
Prep Batch #...: 7318436						
Mercury	ND	0.20	ug/L	SW846 7470A	11/14/07	KAE1R1AP
		Dilution Factor: 1		Analysis Time..: 20:06	Analyst ID.....: 400491	
		Instrument ID..: HGHYDRA		MS Run #.....: 7318234	MDL.....: 0.055	

NOTE(S):

J Method blank contamination. The associated method blank contains the target analyte at a reportable level.

B Estimated result. Result is less than RL.

Tetra Tech NUS, Inc

Client Sample ID: FMC 24

TOTAL Metals

Lot-Sample #...: C7K020216-001 Matrix.....: WATER
Date Sampled...: 10/30/07 Date Received..: 11/02/07

PARAMETER	RESULT	REPORTING LIMIT	UNITS	METHOD	PREPARATION-ANALYSIS DATE	WORK ORDER #
Prep Batch #...: 7318317						
Silver	ND	1.0	ug/L	SW846 6020	11/14-11/27/07	KAEX31AV
		Dilution Factor: 1		Analysis Time..: 21:41	Analyst ID.....: 400149	
		Instrument ID..: ICPMS		MS Run #.....: 7318166	MDL.....: 0.077	
Arsenic	**3.0**	**1.0**	**ug/L**	**SW846 6020**	**11/14-11/27/07**	**KAEX31AW**
		Dilution Factor: 1		Analysis Time..: 21:41	Analyst ID.....: 400149	
		Instrument ID..: ICPMS		MS Run #.....: 7318166	MDL.....: 0.14	
Beryllium	ND	1.0	ug/L	SW846 6020	11/14-11/27/07	KAEX31AX
		Dilution Factor: 1		Analysis Time..: 21:41	Analyst ID.....: 400149	
		Instrument ID..: ICPMS		MS Run #.....: 7318166	MDL.....: 0.068	
Cadmium	ND	1.0	ug/L	SW846 6020	11/14-11/27/07	KAEX31A0
		Dilution Factor: 1		Analysis Time..: 21:41	Analyst ID.....: 400149	
		Instrument ID..: ICPMS		MS Run #.....: 7318166	MDL.....: 0.11	
Chromium	**3.6 J**	**2.0**	**ug/L**	**SW846 6020**	**11/14-11/27/07**	**KAEX31A1**
		Dilution Factor: 1		Analysis Time..: 21:41	Analyst ID.....: 400149	
		Instrument ID..: ICPMS		MS Run #.....: 7318166	MDL.....: 0.11	
Copper	**5.8**	**2.0**	**ug/L**	**SW846 6020**	**11/14-11/27/07**	**KAEX31A2**
		Dilution Factor: 1		Analysis Time..: 21:41	Analyst ID.....: 400149	
		Instrument ID..: ICPMS		MS Run #.....: 7318166	MDL.....: 0.14	
Nickel	**2.2**	**1.0**	**ug/L**	**SW846 6020**	**11/14-11/27/07**	**KAEX31A3**
		Dilution Factor: 1		Analysis Time..: 21:41	Analyst ID.....: 400149	
		Instrument ID..: ICPMS		MS Run #.....: 7318166	MDL.....: 0.073	
Lead	**0.86 B**	**1.0**	**ug/L**	**SW846 6020**	**11/14-11/27/07**	**KAEX31A4**
		Dilution Factor: 1		Analysis Time..: 21:41	Analyst ID.....: 400149	
		Instrument ID..: ICPMS		MS Run #.....: 7318166	MDL.....: 0.020	
Antimony	**0.25 B**	**2.0**	**ug/L**	**SW846 6020**	**11/14-11/27/07**	**KAEX31A5**
		Dilution Factor: 1		Analysis Time..: 21:41	Analyst ID.....: 400149	
		Instrument ID..: ICPMS		MS Run #.....: 7318166	MDL.....: 0.047	

(Continued on next page)

Tetra Tech NUS, Inc

Client Sample ID: FMC 24

TOTAL Metals

Lot-Sample #...: C7K020216-001 **Matrix.....:** WATER

PARAMETER	RESULT	REPORTING LIMIT	UNITS	METHOD	PREPARATION-ANALYSIS DATE	WORK ORDER #
Selenium	**9.5**	**5.0**	**ug/L**	**SW846 6020**	**11/14-11/27/07**	**KAEX31A6**
		Dilution Factor: 1		Analysis Time..: 21:41	Analyst ID.....: 400149	
		Instrument ID..: ICPMS		MS Run #.....: 7318166	MDL.....: 0.21	
Thallium	ND	1.0	ug/L	SW846 6020	11/14-11/27/07	KAEX31A7
		Dilution Factor: 1		Analysis Time..: 21:41	Analyst ID.....: 400149	
		Instrument ID..: ICPMS		MS Run #.....: 7318166	MDL.....: 0.018	
Zinc	**10.5 J**	**5.0**	**ug/L**	**SW846 6020**	**11/14-11/27/07**	**KAEX31A8**
		Dilution Factor: 1		Analysis Time..: 21:41	Analyst ID.....: 400149	
		Instrument ID..: ICPMS		MS Run #.....: 7318166	MDL.....: 0.60	
Prep Batch #...: 7318436						
Mercury	ND	0.20	ug/L	SW846 7470A	11/14/07	KAEX31AE
		Dilution Factor: 1		Analysis Time..: 19:47	Analyst ID.....: 400491	
		Instrument ID..: HGHYDRA		MS Run #.....: 7318234	MDL.....: 0.055	

NOTE(S):

J Method blank contamination. The associated method blank contains the target analyte at a reportable level.

B Estimated result. Result is less than RL.

Tetra Tech NUS, Inc

Client Sample ID: FMC 25

TOTAL Metals

Lot-Sample #...: C7K020216-014 Matrix.....: WATER
Date Sampled...: 11/01/07 Date Received..: 11/02/07

PARAMETER	RESULT	REPORTING LIMIT	UNITS	METHOD	PREPARATION-ANALYSIS DATE	WORK ORDER #
Prep Batch #...: 7318317						
Silver	ND	1.0	ug/L	SW846 6020	11/14-11/27/07	KAE2E1A6
		Dilution Factor: 1		Analysis Time..: 21:32	Analyst ID.....: 400149	
		Instrument ID..: ICPMS		MS Run #.....: 7318166	MDL.....: 0.077	
Arsenic	**3.5**	**1.0**	**ug/L**	**SW846 6020**	**11/14-11/27/07**	**KAE2E1A7**
		Dilution Factor: 1		Analysis Time..: 21:32	Analyst ID.....: 400149	
		Instrument ID..: ICPMS		MS Run #.....: 7318166	MDL.....: 0.14	
Beryllium	ND	1.0	ug/L	SW846 6020	11/14-11/27/07	KAE2E1A8
		Dilution Factor: 1		Analysis Time..: 21:32	Analyst ID.....: 400149	
		Instrument ID..: ICPMS		MS Run #.....: 7318166	MDL.....: 0.068	
Cadmium	ND	1.0	ug/L	SW846 6020	11/14-11/27/07	KAE2E1AA
		Dilution Factor: 1		Analysis Time..: 21:32	Analyst ID.....: 400149	
		Instrument ID..: ICPMS		MS Run #.....: 7318166	MDL.....: 0.11	
Chromium	**3.6 J**	**2.0**	**ug/L**	**SW846 6020**	**11/14-11/27/07**	**KAE2E1AC**
		Dilution Factor: 1		Analysis Time..: 21:32	Analyst ID.....: 400149	
		Instrument ID..: ICPMS		MS Run #.....: 7318166	MDL.....: 0.11	
Copper	**5.1**	**2.0**	**ug/L**	**SW846 6020**	**11/14-11/27/07**	**KAE2E1AD**
		Dilution Factor: 1		Analysis Time..: 21:32	Analyst ID.....: 400149	
		Instrument ID..: ICPMS		MS Run #.....: 7318166	MDL.....: 0.14	
Nickel	**2.3**	**1.0**	**ug/L**	**SW846 6020**	**11/14-11/27/07**	**KAE2E1AE**
		Dilution Factor: 1		Analysis Time..: 21:32	Analyst ID.....: 400149	
		Instrument ID..: ICPMS		MS Run #.....: 7318166	MDL.....: 0.073	
Lead	**0.84 B**	**1.0**	**ug/L**	**SW846 6020**	**11/14-11/27/07**	**KAE2E1AF**
		Dilution Factor: 1		Analysis Time..: 21:32	Analyst ID.....: 400149	
		Instrument ID..: ICPMS		MS Run #.....: 7318166	MDL.....: 0.020	
Antimony	**0.23 B**	**2.0**	**ug/L**	**SW846 6020**	**11/14-11/27/07**	**KAE2E1AG**
		Dilution Factor: 1		Analysis Time..: 21:32	Analyst ID.....: 400149	
		Instrument ID..: ICPMS		MS Run #.....: 7318166	MDL.....: 0.047	

(Continued on next page)

Tetra Tech NUS, Inc

Client Sample ID: FMC 25

TOTAL Metals

Lot-Sample #...: C7K020216-014 Matrix.....: WATER

PARAMETER	RESULT	REPORTING LIMIT	UNITS	METHOD	PREPARATION-ANALYSIS DATE	WORK ORDER #
Selenium	**10.7**	**5.0**	**ug/L**	**SW846 6020**	**11/14-11/27/07**	**KAE2E1AH**
		Dilution Factor: 1		Analysis Time..: 21:32	Analyst ID.....: 400149	
		Instrument ID..: ICPMS		MS Run #.....: 7318166	MDL.....: 0.21	
Thallium	ND	1.0	ug/L	SW846 6020	11/14-11/27/07	KAE2E1AJ
		Dilution Factor: 1		Analysis Time..: 21:32	Analyst ID.....: 400149	
		Instrument ID..: ICPMS		MS Run #.....: 7318166	MDL.....: 0.018	
Zinc	**6.0 J**	**5.0**	**ug/L**	**SW846 6020**	**11/14-11/27/07**	**KAE2E1AK**
		Dilution Factor: 1		Analysis Time..: 21:32	Analyst ID.....: 400149	
		Instrument ID..: ICPMS		MS Run #.....: 7318166	MDL.....: 0.60	
Prep Batch #...: 7318436						
Mercury	ND	0.20	ug/L	SW846 7470A	11/14/07	KAE2E1AP
		Dilution Factor: 1		Analysis Time..: 20:12	Analyst ID.....: 400491	
		Instrument ID..: HGHYDRA		MS Run #.....: 7318234	MDL.....: 0.055	

NOTE(S):

J Method blank contamination. The associated method blank contains the target analyte at a reportable level.

B Estimated result. Result is less than RL.

Tetra Tech NUS, Inc

Client Sample ID: FMC 26

TOTAL Metals

Lot-Sample #...: C7K020216-015 Matrix.....: WATER
Date Sampled...: 11/01/07 Date Received..: 11/02/07

PARAMETER	RESULT	REPORTING LIMIT	UNITS	METHOD	PREPARATION-ANALYSIS DATE	WORK ORDER #
Prep Batch #...: 7318317						
Silver	ND	1.0	ug/L	SW846 6020	11/14-11/27/07	KAE2J1A6
		Dilution Factor: 1		Analysis Time..: 21:37	Analyst ID.....: 400149	
		Instrument ID..: ICPMS		MS Run #.....: 7318166	MDL.....: 0.077	
Arsenic	2.2	1.0	ug/L	SW846 6020	11/14-11/27/07	KAE2J1A7
		Dilution Factor: 1		Analysis Time..: 21:37	Analyst ID.....: 400149	
		Instrument ID..: ICPMS		MS Run #.....: 7318166	MDL.....: 0.14	
Beryllium	ND	1.0	ug/L	SW846 6020	11/14-11/27/07	KAE2J1A8
		Dilution Factor: 1		Analysis Time..: 21:37	Analyst ID.....: 400149	
		Instrument ID..: ICPMS		MS Run #.....: 7318166	MDL.....: 0.068	
Cadmium	ND	1.0	ug/L	SW846 6020	11/14-11/27/07	KAE2J1AA
		Dilution Factor: 1		Analysis Time..: 21:37	Analyst ID.....: 400149	
		Instrument ID..: ICPMS		MS Run #.....: 7318166	MDL.....: 0.11	
Chromium	3.2 J	2.0	ug/L	SW846 6020	11/14-11/27/07	KAE2J1AC
		Dilution Factor: 1		Analysis Time..: 21:37	Analyst ID.....: 400149	
		Instrument ID..: ICPMS		MS Run #.....: 7318166	MDL.....: 0.11	
Copper	4.5	2.0	ug/L	SW846 6020	11/14-11/27/07	KAE2J1AD
		Dilution Factor: 1		Analysis Time..: 21:37	Analyst ID.....: 400149	
		Instrument ID..: ICPMS		MS Run #.....: 7318166	MDL.....: 0.14	
Nickel	2.2	1.0	ug/L	SW846 6020	11/14-11/27/07	KAE2J1AE
		Dilution Factor: 1		Analysis Time..: 21:37	Analyst ID.....: 400149	
		Instrument ID..: ICPMS		MS Run #.....: 7318166	MDL.....: 0.073	
Lead	0.56 B	1.0	ug/L	SW846 6020	11/14-11/27/07	KAE2J1AF
		Dilution Factor: 1		Analysis Time..: 21:37	Analyst ID.....: 400149	
		Instrument ID..: ICPMS		MS Run #.....: 7318166	MDL.....: 0.020	
Antimony	0.17 B	2.0	ug/L	SW846 6020	11/14-11/27/07	KAE2J1AG
		Dilution Factor: 1		Analysis Time..: 21:37	Analyst ID.....: 400149	
		Instrument ID..: ICPMS		MS Run #.....: 7318166	MDL.....: 0.047	

(Continued on next page)

Tetra Tech NUS, Inc

Client Sample ID: FMC 26

TOTAL Metals

Lot-Sample #...: C7K020216-015 **Matrix.....:** WATER

PARAMETER	RESULT	REPORTING LIMIT	UNITS	METHOD	PREPARATION-ANALYSIS DATE	WORK ORDER #
Selenium	**10.4**	**5.0**	**ug/L**	**SW846 6020**	**11/14-11/27/07**	**KAE2J1AH**
		Dilution Factor: 1		Analysis Time..: 21:37	Analyst ID.....: 400149	
		Instrument ID..: ICPMS		MS Run #.....: 7318166	MDL.....: 0.21	
Thallium	ND	1.0	ug/L	SW846 6020	11/14-11/27/07	KAE2J1AJ
		Dilution Factor: 1		Analysis Time..: 21:37	Analyst ID.....: 400149	
		Instrument ID..: ICPMS		MS Run #.....: 7318166	MDL.....: 0.018	
Zinc	**5.3 J**	**5.0**	**ug/L**	**SW846 6020**	**11/14-11/27/07**	**KAE2J1AK**
		Dilution Factor: 1		Analysis Time..: 21:37	Analyst ID.....: 400149	
		Instrument ID..: ICPMS		MS Run #.....: 7318166	MDL.....: 0.60	
Prep Batch #...: 7318436						
Mercury	ND	0.20	ug/L	SW846 7470A	11/14/07	KAE2J1AP
		Dilution Factor: 1		Analysis Time..: 20:14	Analyst ID.....: 400491	
		Instrument ID..: HGHYDRA		MS Run #.....: 7318234	MDL.....: 0.055	

NOTE(S):

J Method blank contamination. The associated method blank contains the target analyte at a reportable level.

B Estimated result. Result is less than RL.

Tetra Tech NUS, Inc

Client Sample ID: FMC 3

TOTAL Metals

Lot-Sample #...: C7K020216-011 Matrix.....: WATER
Date Sampled...: 10/31/07 Date Received..: 11/02/07

PARAMETER	RESULT	REPORTING LIMIT	UNITS	METHOD	PREPARATION-ANALYSIS DATE	WORK ORDER #
Prep Batch #...: 7318317						
Silver	ND	1.0	ug/L	SW846 6020	11/14-11/27/07	KAE101A6
		Dilution Factor: 1		Analysis Time..: 21:20	Analyst ID.....: 400149	
		Instrument ID..: ICPMS		MS Run #.....: 7318166	MDL.....: 0.077	
Arsenic	**3.4**	**1.0**	**ug/L**	**SW846 6020**	**11/14-11/27/07**	**KAE101A7**
		Dilution Factor: 1		Analysis Time..: 21:20	Analyst ID.....: 400149	
		Instrument ID..: ICPMS		MS Run #.....: 7318166	MDL.....: 0.14	
Beryllium	ND	1.0	ug/L	SW846 6020	11/14-11/27/07	KAE101A8
		Dilution Factor: 1		Analysis Time..: 21:20	Analyst ID.....: 400149	
		Instrument ID..: ICPMS		MS Run #.....: 7318166	MDL.....: 0.068	
Cadmium	ND	1.0	ug/L	SW846 6020	11/14-11/27/07	KAE101AA
		Dilution Factor: 1		Analysis Time..: 21:20	Analyst ID.....: 400149	
		Instrument ID..: ICPMS		MS Run #.....: 7318166	MDL.....: 0.11	
Chromium	**3.4 J**	**2.0**	**ug/L**	**SW846 6020**	**11/14-11/27/07**	**KAE101AC**
		Dilution Factor: 1		Analysis Time..: 21:20	Analyst ID.....: 400149	
		Instrument ID..: ICPMS		MS Run #.....: 7318166	MDL.....: 0.11	
Copper	**5.9**	**2.0**	**ug/L**	**SW846 6020**	**11/14-11/27/07**	**KAE101AD**
		Dilution Factor: 1		Analysis Time..: 21:20	Analyst ID.....: 400149	
		Instrument ID..: ICPMS		MS Run #.....: 7318166	MDL.....: 0.14	
Nickel	**2.4**	**1.0**	**ug/L**	**SW846 6020**	**11/14-11/27/07**	**KAE101AE**
		Dilution Factor: 1		Analysis Time..: 21:20	Analyst ID.....: 400149	
		Instrument ID..: ICPMS		MS Run #.....: 7318166	MDL.....: 0.073	
Lead	**1.2**	**1.0**	**ug/L**	**SW846 6020**	**11/14-11/27/07**	**KAE101AF**
		Dilution Factor: 1		Analysis Time..: 21:20	Analyst ID.....: 400149	
		Instrument ID..: ICPMS		MS Run #.....: 7318166	MDL.....: 0.020	
Antimony	**0.26 B**	**2.0**	**ug/L**	**SW846 6020**	**11/14-11/27/07**	**KAE101AG**
		Dilution Factor: 1		Analysis Time..: 21:20	Analyst ID.....: 400149	
		Instrument ID..: ICPMS		MS Run #.....: 7318166	MDL.....: 0.047	

(Continued on next page)

Tetra Tech NUS, Inc

Client Sample ID: FMC 3

TOTAL Metals

Lot-Sample #...: C7K020216-011 **Matrix.....:** WATER

PARAMETER	RESULT	REPORTING LIMIT	UNITS	METHOD	PREPARATION-ANALYSIS DATE	WORK ORDER #
Selenium	**9.1**	**5.0**	**ug/L**	**SW846 6020**	**11/14-11/27/07**	**KAE101AH**
		Dilution Factor: 1		Analysis Time..: 21:20	Analyst ID.....: 400149	
		Instrument ID..: ICPMS		MS Run #.....: 7318166	MDL.....: 0.21	
Thallium	ND	1.0	ug/L	SW846 6020	11/14-11/27/07	KAE101AJ
		Dilution Factor: 1		Analysis Time..: 21:20	Analyst ID.....: 400149	
		Instrument ID..: ICPMS		MS Run #.....: 7318166	MDL.....: 0.018	
Zinc	**9.1 J**	**5.0**	**ug/L**	**SW846 6020**	**11/14-11/27/07**	**KAE101AK**
		Dilution Factor: 1		Analysis Time..: 21:20	Analyst ID.....: 400149	
		Instrument ID..: ICPMS		MS Run #.....: 7318166	MDL.....: 0.60	
Prep Batch #...: 7318436						
Mercury	ND	0.20	ug/L	SW846 7470A	11/14/07	KAE101AP
		Dilution Factor: 1		Analysis Time..: 20:07	Analyst ID.....: 400491	
		Instrument ID..: HGHYDRA		MS Run #.....: 7318234	MDL.....: 0.055	

NOTE(S):

J Method blank contamination. The associated method blank contains the target analyte at a reportable level.

B Estimated result. Result is less than RL.

Tetra Tech NUS, Inc

Client Sample ID: FMC 5

TOTAL Metals

Lot-Sample #...: C7K020216-012
Date Sampled...: 10/31/07 Date Received..: 11/02/07 Matrix.....: WATER

PARAMETER	RESULT	REPORTING LIMIT	UNITS	METHOD	PREPARATION-ANALYSIS DATE	WORK ORDER #
Prep Batch #...: 7318317						
Silver	ND	1.0	ug/L	SW846 6020	11/14-11/27/07	KAE151A6
		Dilution Factor: 1		Analysis Time..: 21:24	Analyst ID.....: 400149	
		Instrument ID..: ICPMS		MS Run #.....: 7318166	MDL.....: 0.077	
Arsenic	3.7	1.0	ug/L	SW846 6020	11/14-11/27/07	KAE151A7
		Dilution Factor: 1		Analysis Time..: 21:24	Analyst ID.....: 400149	
		Instrument ID..: ICPMS		MS Run #.....: 7318166	MDL.....: 0.14	
Beryllium	ND	1.0	ug/L	SW846 6020	11/14-11/27/07	KAE151A8
		Dilution Factor: 1		Analysis Time..: 21:24	Analyst ID.....: 400149	
		Instrument ID..: ICPMS		MS Run #.....: 7318166	MDL.....: 0.068	
Cadmium	0.13 B	1.0	ug/L	SW846 6020	11/14-11/27/07	KAE151AA
		Dilution Factor: 1		Analysis Time..: 21:24	Analyst ID.....: 400149	
		Instrument ID..: ICPMS		MS Run #.....: 7318166	MDL.....: 0.11	
Chromium	3.4 J	2.0	ug/L	SW846 6020	11/14-11/27/07	KAE151AC
		Dilution Factor: 1		Analysis Time..: 21:24	Analyst ID.....: 400149	
		Instrument ID..: ICPMS		MS Run #.....: 7318166	MDL.....: 0.11	
Copper	6.3	2.0	ug/L	SW846 6020	11/14-11/27/07	KAE151AD
		Dilution Factor: 1		Analysis Time..: 21:24	Analyst ID.....: 400149	
		Instrument ID..: ICPMS		MS Run #.....: 7318166	MDL.....: 0.14	
Nickel	2.3	1.0	ug/L	SW846 6020	11/14-11/27/07	KAE151AE
		Dilution Factor: 1		Analysis Time..: 21:24	Analyst ID.....: 400149	
		Instrument ID..: ICPMS		MS Run #.....: 7318166	MDL.....: 0.073	
Lead	1.1	1.0	ug/L	SW846 6020	11/14-11/27/07	KAE151AF
		Dilution Factor: 1		Analysis Time..: 21:24	Analyst ID.....: 400149	
		Instrument ID..: ICPMS		MS Run #.....: 7318166	MDL.....: 0.020	
Antimony	0.26 B	2.0	ug/L	SW846 6020	11/14-11/27/07	KAE151AG
		Dilution Factor: 1		Analysis Time..: 21:24	Analyst ID.....: 400149	
		Instrument ID..: ICPMS		MS Run #.....: 7318166	MDL.....: 0.047	

(Continued on next page)

Tetra Tech NUS, Inc

Client Sample ID: FMC 5

TOTAL Metals

Lot-Sample #...: C7K020216-012 **Matrix.....:** WATER

PARAMETER	RESULT	REPORTING LIMIT	UNITS	METHOD	PREPARATION-ANALYSIS DATE	WORK ORDER #
Selenium	**10.3**	**5.0**	**ug/L**	**SW846 6020**	**11/14-11/27/07**	**KAE151AH**
		Dilution Factor: 1		Analysis Time..: 21:24	Analyst ID.....: 400149	
		Instrument ID..: ICPMS		MS Run #.....: 7318166	MDL.....: 0.21	
Thallium	ND	1.0	ug/L	SW846 6020	11/14-11/27/07	KAE151AJ
		Dilution Factor: 1		Analysis Time..: 21:24	Analyst ID.....: 400149	
		Instrument ID..: ICPMS		MS Run #.....: 7318166	MDL.....: 0.018	
Zinc	**13.3 J**	**5.0**	**ug/L**	**SW846 6020**	**11/14-11/27/07**	**KAE151AK**
		Dilution Factor: 1		Analysis Time..: 21:24	Analyst ID.....: 400149	
		Instrument ID..: ICPMS		MS Run #.....: 7318166	MDL.....: 0.60	
Prep Batch #...: 7318436						
Mercury	**0.056 B,J**	**0.20**	**ug/L**	**SW846 7470A**	**11/14/07**	**KAE151AP**
		Dilution Factor: 1		Analysis Time..: 20:09	Analyst ID.....: 400491	
		Instrument ID..: HGHYDRA		MS Run #.....: 7318234	MDL.....: 0.055	

NOTE(S):

B Estimated result. Result is less than RL.

J Method blank contamination. The associated method blank contains the target analyte at a reportable level.

Tetra Tech NUS, Inc

Client Sample ID: FMC 7

TOTAL Metals

Lot-Sample #...: C7K020216-013 Matrix.....: WATER
Date Sampled...: 10/31/07 Date Received..: 11/02/07

PARAMETER	RESULT	REPORTING LIMIT	UNITS	METHOD	PREPARATION-ANALYSIS DATE	WORK ORDER #
Prep Batch #...: 7318317						
Silver	ND	1.0	ug/L	SW846 6020	11/14-11/27/07	KAE191A6
		Dilution Factor: 1		Analysis Time..: 21:28	Analyst ID.....: 400149	
		Instrument ID..: ICPMS		MS Run #.....: 7318166	MDL.....: 0.077	
Arsenic	**3.4**	**1.0**	**ug/L**	**SW846 6020**	**11/14-11/27/07**	**KAE191A7**
		Dilution Factor: 1		Analysis Time..: 21:28	Analyst ID.....: 400149	
		Instrument ID..: ICPMS		MS Run #.....: 7318166	MDL.....: 0.14	
Beryllium	ND	1.0	ug/L	SW846 6020	11/14-11/27/07	KAE191A8
		Dilution Factor: 1		Analysis Time..: 21:28	Analyst ID.....: 400149	
		Instrument ID..: ICPMS		MS Run #.....: 7318166	MDL.....: 0.068	
Cadmium	ND	1.0	ug/L	SW846 6020	11/14-11/27/07	KAE191AA
		Dilution Factor: 1		Analysis Time..: 21:28	Analyst ID.....: 400149	
		Instrument ID..: ICPMS		MS Run #.....: 7318166	MDL.....: 0.11	
Chromium	**3.5 J**	**2.0**	**ug/L**	**SW846 6020**	**11/14-11/27/07**	**KAE191AC**
		Dilution Factor: 1		Analysis Time..: 21:28	Analyst ID.....: 400149	
		Instrument ID..: ICPMS		MS Run #.....: 7318166	MDL.....: 0.11	
Copper	**6.2**	**2.0**	**ug/L**	**SW846 6020**	**11/14-11/27/07**	**KAE191AD**
		Dilution Factor: 1		Analysis Time..: 21:28	Analyst ID.....: 400149	
		Instrument ID..: ICPMS		MS Run #.....: 7318166	MDL.....: 0.14	
Nickel	**2.4**	**1.0**	**ug/L**	**SW846 6020**	**11/14-11/27/07**	**KAE191AE**
		Dilution Factor: 1		Analysis Time..: 21:28	Analyst ID.....: 400149	
		Instrument ID..: ICPMS		MS Run #.....: 7318166	MDL.....: 0.073	
Lead	**1.1**	**1.0**	**ug/L**	**SW846 6020**	**11/14-11/27/07**	**KAE191AF**
		Dilution Factor: 1		Analysis Time..: 21:28	Analyst ID.....: 400149	
		Instrument ID..: ICPMS		MS Run #.....: 7318166	MDL.....: 0.020	
Antimony	**0.24 B**	**2.0**	**ug/L**	**SW846 6020**	**11/14-11/27/07**	**KAE191AG**
		Dilution Factor: 1		Analysis Time..: 21:28	Analyst ID.....: 400149	
		Instrument ID..: ICPMS		MS Run #.....: 7318166	MDL.....: 0.047	

(Continued on next page)

Tetra Tech NUS, Inc

Client Sample ID: FMC 7

TOTAL Metals

Lot-Sample #...: C7K020216-013 Matrix.....: WATER

PARAMETER	RESULT	REPORTING LIMIT	UNITS	METHOD	PREPARATION-ANALYSIS DATE	WORK ORDER #
Selenium	**10.2**	**5.0**	**ug/L**	**SW846 6020**	**11/14-11/27/07**	**KAE191AH**
		Dilution Factor: 1		Analysis Time..: 21:28	Analyst ID.....: 400149	
		Instrument ID..: ICPMS		MS Run #.....: 7318166	MDL.....: 0.21	
Thallium	ND	1.0	ug/L	SW846 6020	11/14-11/27/07	KAE191AJ
		Dilution Factor: 1		Analysis Time..: 21:28	Analyst ID.....: 400149	
		Instrument ID..: ICPMS		MS Run #.....: 7318166	MDL.....: 0.018	
Zinc	**12.2 J**	**5.0**	**ug/L**	**SW846 6020**	**11/14-11/27/07**	**KAE191AK**
		Dilution Factor: 1		Analysis Time..: 21:28	Analyst ID.....: 400149	
		Instrument ID..: ICPMS		MS Run #.....: 7318166	MDL.....: 0.60	
Prep Batch #...: 7318436						
Mercury	ND	0.20	ug/L	SW846 7470A	11/14/07	KAE191AP
		Dilution Factor: 1		Analysis Time..: 20:11	Analyst ID.....: 400491	
		Instrument ID..: HGHYDRA		MS Run #.....: 7318234	MDL.....: 0.055	

NOTE(S):

J Method blank contamination. The associated method blank contains the target analyte at a reportable level.

B Estimated result. Result is less than RL.

Tetra Tech NUS, Inc

Client Sample ID: FMC 9

TOTAL Metals

Lot-Sample #...: C7K020216-002
Date Sampled...: 10/30/07 Date Received..: 11/02/07 Matrix.....: WATER

PARAMETER	RESULT	REPORTING LIMIT	UNITS	METHOD	PREPARATION-ANALYSIS DATE	WORK ORDER #
Prep Batch #...: 7318317						
Silver	ND	1.0	ug/L	SW846 6020	11/14-11/27/07	KAE051A6
		Dilution Factor: 1		Analysis Time..: 20:29	Analyst ID.....: 400149	
		Instrument ID..: ICPMS		MS Run #.....: 7318166	MDL.....: 0.077	
Arsenic	2.1	1.0	ug/L	SW846 6020	11/14-11/27/07	KAE051A7
		Dilution Factor: 1		Analysis Time..: 20:29	Analyst ID.....: 400149	
		Instrument ID..: ICPMS		MS Run #.....: 7318166	MDL.....: 0.14	
Beryllium	ND	1.0	ug/L	SW846 6020	11/14-11/27/07	KAE051A8
		Dilution Factor: 1		Analysis Time..: 20:29	Analyst ID.....: 400149	
		Instrument ID..: ICPMS		MS Run #.....: 7318166	MDL.....: 0.068	
Cadmium	0.12 B	1.0	ug/L	SW846 6020	11/14-11/27/07	KAE051AA
		Dilution Factor: 1		Analysis Time..: 20:29	Analyst ID.....: 400149	
		Instrument ID..: ICPMS		MS Run #.....: 7318166	MDL.....: 0.11	
Chromium	2.9 J	2.0	ug/L	SW846 6020	11/14-11/27/07	KAE051AC
		Dilution Factor: 1		Analysis Time..: 20:29	Analyst ID.....: 400149	
		Instrument ID..: ICPMS		MS Run #.....: 7318166	MDL.....: 0.11	
Copper	6.1	2.0	ug/L	SW846 6020	11/14-11/27/07	KAE051AD
		Dilution Factor: 1		Analysis Time..: 20:29	Analyst ID.....: 400149	
		Instrument ID..: ICPMS		MS Run #.....: 7318166	MDL.....: 0.14	
Nickel	2.4	1.0	ug/L	SW846 6020	11/14-11/27/07	KAE051AE
		Dilution Factor: 1		Analysis Time..: 20:29	Analyst ID.....: 400149	
		Instrument ID..: ICPMS		MS Run #.....: 7318166	MDL.....: 0.073	
Lead	1.7	1.0	ug/L	SW846 6020	11/14-11/27/07	KAE051AF
		Dilution Factor: 1		Analysis Time..: 20:29	Analyst ID.....: 400149	
		Instrument ID..: ICPMS		MS Run #.....: 7318166	MDL.....: 0.020	
Antimony	0.26 B	2.0	ug/L	SW846 6020	11/14-11/27/07	KAE051AG
		Dilution Factor: 1		Analysis Time..: 20:29	Analyst ID.....: 400149	
		Instrument ID..: ICPMS		MS Run #.....: 7318166	MDL.....: 0.047	

(Continued on next page)

Tetra Tech NUS, Inc

Client Sample ID: FMC 9

TOTAL Metals

Lot-Sample #...: C7K020216-002 Matrix.....: WATER

PARAMETER	RESULT	REPORTING LIMIT	UNITS	METHOD	PREPARATION-ANALYSIS DATE	WORK ORDER #
Selenium	**7.5**	**5.0**	**ug/L**	**SW846 6020**	**11/14-11/27/07**	**KAE051AH**
		Dilution Factor: 1		Analysis Time..: 20:29	Analyst ID.....: 400149	
		Instrument ID..: ICPMS		MS Run #.....: 7318166	MDL.....: 0.21	
Thallium	**0.022 B**	**1.0**	**ug/L**	**SW846 6020**	**11/14-11/27/07**	**KAE051AJ**
		Dilution Factor: 1		Analysis Time..: 20:29	Analyst ID.....: 400149	
		Instrument ID..: ICPMS		MS Run #.....: 7318166	MDL.....: 0.018	
Zinc	**12.3 J**	**5.0**	**ug/L**	**SW846 6020**	**11/14-11/27/07**	**KAE051AK**
		Dilution Factor: 1		Analysis Time..: 20:29	Analyst ID.....: 400149	
		Instrument ID..: ICPMS		MS Run #.....: 7318166	MDL.....: 0.60	
Prep Batch #...: 7318436						
Mercury	ND	0.20	ug/L	SW846 7470A	11/14/07	KAE051AP
		Dilution Factor: 1		Analysis Time..: 19:49	Analyst ID.....: 400491	
		Instrument ID..: HGHYDRA		MS Run #.....: 7318234	MDL.....: 0.055	

NOTE(S):

B Estimated result. Result is less than RL.

J Method blank contamination. The associated method blank contains the target analyte at a reportable level.

Tetra Tech NUS, Inc

Client Sample ID: FMC 10

DISSOLVED Metals

Lot-Sample #...: C7K020216-003 Matrix.....: WATER
Date Sampled...: 10/30/07 Date Received..: 11/02/07

PARAMETER	RESULT	REPORTING LIMIT	UNITS	METHOD	PREPARATION-ANALYSIS DATE	WORK ORDER #
Prep Batch #...: 7318307						
Silver	ND	1.0	ug/L	SW846 6020	11/14-11/27/07	KAE071AR
		Dilution Factor: 1		Analysis Time..: 22:47	Analyst ID.....: 400149	
		Instrument ID..: ICPMS		MS Run #.....: 7318162	MDL.....: 0.077	
Arsenic	**1.8**	**1.0**	**ug/L**	**SW846 6020**	**11/14-11/27/07**	**KAE071AT**
		Dilution Factor: 1		Analysis Time..: 22:47	Analyst ID.....: 400149	
		Instrument ID..: ICPMS		MS Run #.....: 7318162	MDL.....: 0.14	
Beryllium	ND	1.0	ug/L	SW846 6020	11/14-11/27/07	KAE071AU
		Dilution Factor: 1		Analysis Time..: 22:47	Analyst ID.....: 400149	
		Instrument ID..: ICPMS		MS Run #.....: 7318162	MDL.....: 0.068	
Cadmium	**0.13 B**	**1.0**	**ug/L**	**SW846 6020**	**11/14-11/27/07**	**KAE071AV**
		Dilution Factor: 1		Analysis Time..: 22:47	Analyst ID.....: 400149	
		Instrument ID..: ICPMS		MS Run #.....: 7318162	MDL.....: 0.11	
Chromium	**3.4 J**	**2.0**	**ug/L**	**SW846 6020**	**11/14-11/27/07**	**KAE071AW**
		Dilution Factor: 1		Analysis Time..: 22:47	Analyst ID.....: 400149	
		Instrument ID..: ICPMS		MS Run #.....: 7318162	MDL.....: 0.11	
Copper	**3.4**	**2.0**	**ug/L**	**SW846 6020**	**11/14-11/27/07**	**KAE071AX**
		Dilution Factor: 1		Analysis Time..: 22:47	Analyst ID.....: 400149	
		Instrument ID..: ICPMS		MS Run #.....: 7318162	MDL.....: 0.14	
Nickel	**2.4**	**1.0**	**ug/L**	**SW846 6020**	**11/14-11/27/07**	**KAE071A0**
		Dilution Factor: 1		Analysis Time..: 22:47	Analyst ID.....: 400149	
		Instrument ID..: ICPMS		MS Run #.....: 7318162	MDL.....: 0.073	
Lead	ND	1.0	ug/L	SW846 6020	11/14-11/27/07	KAE071A1
		Dilution Factor: 1		Analysis Time..: 22:47	Analyst ID.....: 400149	
		Instrument ID..: ICPMS		MS Run #.....: 7318162	MDL.....: 0.020	
Antimony	**0.31 B**	**2.0**	**ug/L**	**SW846 6020**	**11/14-11/27/07**	**KAE071A2**
		Dilution Factor: 1		Analysis Time..: 22:47	Analyst ID.....: 400149	
		Instrument ID..: ICPMS		MS Run #.....: 7318162	MDL.....: 0.047	

(Continued on next page)

Tetra Tech NUS, Inc

Client Sample ID: FMC 10

DISSOLVED Metals

Lot-Sample #...: C7K020216-003 Matrix.....: WATER

PARAMETER	RESULT	REPORTING LIMIT	UNITS	METHOD	PREPARATION-ANALYSIS DATE	WORK ORDER #
Selenium	**9.1**	**5.0**	**ug/L**	**SW846 6020**	**11/14-11/27/07**	**KAE071A3**
		Dilution Factor: 1		Analysis Time..: 22:47	Analyst ID.....: 400149	
		Instrument ID..: ICPMS		MS Run #.....: 7318162	MDL.....: 0.21	
Thallium	**0.093 B**	**1.0**	**ug/L**	**SW846 6020**	**11/14-11/27/07**	**KAE071A4**
		Dilution Factor: 1		Analysis Time..: 22:47	Analyst ID.....: 400149	
		Instrument ID..: ICPMS		MS Run #.....: 7318162	MDL.....: 0.018	
Zinc	**7.2**	**5.0**	**ug/L**	**SW846 6020**	**11/14-11/27/07**	**KAE071A5**
		Dilution Factor: 1		Analysis Time..: 22:47	Analyst ID.....: 400149	
		Instrument ID..: ICPMS		MS Run #.....: 7318162	MDL.....: 0.60	
Prep Batch #...: 7320210						
Mercury	ND	0.20	ug/L	SW846 7470A	11/16/07	KAE071AQ
		Dilution Factor: 1		Analysis Time..: 13:55	Analyst ID.....: 400491	
		Instrument ID..: HGHYDRA		MS Run #.....: 7320130	MDL.....: 0.055	

NOTE(S):

B Estimated result. Result is less than RL.

J Method blank contamination. The associated method blank contains the target analyte at a reportable level.

Tetra Tech NUS, Inc

Client Sample ID: FMC 11

DISSOLVED Metals

Lot-Sample #...: C7K020216-004 **Matrix.....:** WATER
Date Sampled...: 10/30/07 **Date Received..:** 11/02/07

PARAMETER	RESULT	REPORTING LIMIT	UNITS	METHOD	PREPARATION-ANALYSIS DATE	WORK ORDER #
Prep Batch #...: 7318307						
Silver	ND	1.0	ug/L	SW846 6020	11/14-11/27/07	KAE1A1AG
		Dilution Factor: 1		Analysis Time..: 22:51	Analyst ID.....: 400149	
		Instrument ID..: ICPMS		MS Run #.....: 7318162	MDL.....: 0.077	
Arsenic	**3.4**	**1.0**	**ug/L**	**SW846 6020**	**11/14-11/27/07**	**KAE1A1AH**
		Dilution Factor: 1		Analysis Time..: 22:51	Analyst ID.....: 400149	
		Instrument ID..: ICPMS		MS Run #.....: 7318162	MDL.....: 0.14	
Beryllium	ND	1.0	ug/L	SW846 6020	11/14-11/27/07	KAE1A1AJ
		Dilution Factor: 1		Analysis Time..: 22:51	Analyst ID.....: 400149	
		Instrument ID..: ICPMS		MS Run #.....: 7318162	MDL.....: 0.068	
Cadmium	ND	1.0	ug/L	SW846 6020	11/14-11/27/07	KAE1A1AK
		Dilution Factor: 1		Analysis Time..: 22:51	Analyst ID.....: 400149	
		Instrument ID..: ICPMS		MS Run #.....: 7318162	MDL.....: 0.11	
Chromium	**3.2 J**	**2.0**	**ug/L**	**SW846 6020**	**11/14-11/27/07**	**KAE1A1AL**
		Dilution Factor: 1		Analysis Time..: 22:51	Analyst ID.....: 400149	
		Instrument ID..: ICPMS		MS Run #.....: 7318162	MDL.....: 0.11	
Copper	**3.4**	**2.0**	**ug/L**	**SW846 6020**	**11/14-11/27/07**	**KAE1A1AM**
		Dilution Factor: 1		Analysis Time..: 22:51	Analyst ID.....: 400149	
		Instrument ID..: ICPMS		MS Run #.....: 7318162	MDL.....: 0.14	
Nickel	**2.1**	**1.0**	**ug/L**	**SW846 6020**	**11/14-11/27/07**	**KAE1A1AN**
		Dilution Factor: 1		Analysis Time..: 22:51	Analyst ID.....: 400149	
		Instrument ID..: ICPMS		MS Run #.....: 7318162	MDL.....: 0.073	
Lead	ND	1.0	ug/L	SW846 6020	11/14-11/27/07	KAE1A1AP
		Dilution Factor: 1		Analysis Time..: 22:51	Analyst ID.....: 400149	
		Instrument ID..: ICPMS		MS Run #.....: 7318162	MDL.....: 0.020	
Antimony	**0.25 B**	**2.0**	**ug/L**	**SW846 6020**	**11/14-11/27/07**	**KAE1A1AQ**
		Dilution Factor: 1		Analysis Time..: 22:51	Analyst ID.....: 400149	
		Instrument ID..: ICPMS		MS Run #.....: 7318162	MDL.....: 0.047	

(Continued on next page)

Tetra Tech NUS, Inc

Client Sample ID: FMC 11

DISSOLVED Metals

Lot-Sample #...: C7K020216-004 **Matrix.....:** WATER

PARAMETER	RESULT	REPORTING LIMIT	UNITS	METHOD	PREPARATION-ANALYSIS DATE	WORK ORDER #
Selenium	**10.8**	**5.0**	**ug/L**	**SW846 6020**	**11/14-11/27/07**	**KAE1A1AR**
		Dilution Factor: 1		Analysis Time..: 22:51	Analyst ID.....: 400149	
		Instrument ID..: ICPMS		MS Run #.....: 7318162	MDL.....: 0.21	
Thallium	**0.040 B**	**1.0**	**ug/L**	**SW846 6020**	**11/14-11/27/07**	**KAE1A1AT**
		Dilution Factor: 1		Analysis Time..: 22:51	Analyst ID.....: 400149	
		Instrument ID..: ICPMS		MS Run #.....: 7318162	MDL.....: 0.018	
Zinc	**7.1**	**5.0**	**ug/L**	**SW846 6020**	**11/14-11/27/07**	**KAE1A1AU**
		Dilution Factor: 1		Analysis Time..: 22:51	Analyst ID.....: 400149	
		Instrument ID..: ICPMS		MS Run #.....: 7318162	MDL.....: 0.60	
Prep Batch #...: 7320210						
Mercury	ND	0.20	ug/L	SW846 7470A	11/16/07	KAE1A1AF
		Dilution Factor: 1		Analysis Time..: 14:00	Analyst ID.....: 400491	
		Instrument ID..: HGHYDRA		MS Run #.....: 7320130	MDL.....: 0.055	

NOTE(S):

J Method blank contamination. The associated method blank contains the target analyte at a reportable level.

B Estimated result. Result is less than RL.

Tetra Tech NUS, Inc

Client Sample ID: FMC 12

DISSOLVED Metals

Lot-Sample #...: C7K020216-005 Matrix.....: WATER
Date Sampled...: 10/30/07 Date Received..: 11/02/07

PARAMETER	RESULT	REPORTING LIMIT	UNITS	METHOD	PREPARATION-ANALYSIS DATE	WORK ORDER #
Prep Batch #...: 7318307						
Silver	ND	1.0	ug/L	SW846 6020	11/14-11/27/07	KAE1D1AR
		Dilution Factor: 1		Analysis Time..: 22:56	Analyst ID.....: 400149	
		Instrument ID..: ICPMS		MS Run #.....: 7318162	MDL.....: 0.077	
Arsenic	**3.7**	**1.0**	**ug/L**	**SW846 6020**	**11/14-11/27/07**	**KAE1D1AT**
		Dilution Factor: 1		Analysis Time..: 22:56	Analyst ID.....: 400149	
		Instrument ID..: ICPMS		MS Run #.....: 7318162	MDL.....: 0.14	
Beryllium	ND	1.0	ug/L	SW846 6020	11/14-11/27/07	KAE1D1AU
		Dilution Factor: 1		Analysis Time..: 22:56	Analyst ID.....: 400149	
		Instrument ID..: ICPMS		MS Run #.....: 7318162	MDL.....: 0.068	
Cadmium	**0.12 B**	**1.0**	**ug/L**	**SW846 6020**	**11/14-11/27/07**	**KAE1D1AV**
		Dilution Factor: 1		Analysis Time..: 22:56	Analyst ID.....: 400149	
		Instrument ID..: ICPMS		MS Run #.....: 7318162	MDL.....: 0.11	
Chromium	**3.2 J**	**2.0**	**ug/L**	**SW846 6020**	**11/14-11/27/07**	**KAE1D1AW**
		Dilution Factor: 1		Analysis Time..: 22:56	Analyst ID.....: 400149	
		Instrument ID..: ICPMS		MS Run #.....: 7318162	MDL.....: 0.11	
Copper	**3.1**	**2.0**	**ug/L**	**SW846 6020**	**11/14-11/27/07**	**KAE1D1AX**
		Dilution Factor: 1		Analysis Time..: 22:56	Analyst ID.....: 400149	
		Instrument ID..: ICPMS		MS Run #.....: 7318162	MDL.....: 0.14	
Nickel	**2.2**	**1.0**	**ug/L**	**SW846 6020**	**11/14-11/27/07**	**KAE1D1A0**
		Dilution Factor: 1		Analysis Time..: 22:56	Analyst ID.....: 400149	
		Instrument ID..: ICPMS		MS Run #.....: 7318162	MDL.....: 0.073	
Lead	**0.022 B**	**1.0**	**ug/L**	**SW846 6020**	**11/14-11/27/07**	**KAE1D1A1**
		Dilution Factor: 1		Analysis Time..: 22:56	Analyst ID.....: 400149	
		Instrument ID..: ICPMS		MS Run #.....: 7318162	MDL.....: 0.020	
Antimony	**0.30 B**	**2.0**	**ug/L**	**SW846 6020**	**11/14-11/27/07**	**KAE1D1A2**
		Dilution Factor: 1		Analysis Time..: 22:56	Analyst ID.....: 400149	
		Instrument ID..: ICPMS		MS Run #.....: 7318162	MDL.....: 0.047	

(Continued on next page)

Tetra Tech NUS, Inc

Client Sample ID: FMC 12

DISSOLVED Metals

Lot-Sample #...: C7K020216-005 Matrix.....: WATER

PARAMETER	RESULT	REPORTING LIMIT	UNITS	METHOD	PREPARATION-ANALYSIS DATE	WORK ORDER #
Selenium	**12.3**	**5.0**	**ug/L**	**SW846 6020**	**11/14-11/27/07**	**KAE1D1A3**
		Dilution Factor: 1		Analysis Time..: 22:56	Analyst ID.....: 400149	
		Instrument ID..: ICPMS		MS Run #.....: 7318162	MDL.....: 0.21	
Thallium	**0.038 B**	**1.0**	**ug/L**	**SW846 6020**	**11/14-11/27/07**	**KAE1D1A4**
		Dilution Factor: 1		Analysis Time..: 22:56	Analyst ID.....: 400149	
		Instrument ID..: ICPMS		MS Run #.....: 7318162	MDL.....: 0.018	
Zinc	**7.1**	**5.0**	**ug/L**	**SW846 6020**	**11/14-11/27/07**	**KAE1D1A5**
		Dilution Factor: 1		Analysis Time..: 22:56	Analyst ID.....: 400149	
		Instrument ID..: ICPMS		MS Run #.....: 7318162	MDL.....: 0.60	
Prep Batch #...: 7320210						
Mercury	ND	0.20	ug/L	SW846 7470A	11/16/07	KAE1D1AQ
		Dilution Factor: 1		Analysis Time..: 14:02	Analyst ID.....: 400491	
		Instrument ID..: HGHYDRA		MS Run #.....: 7320130	MDL.....: 0.055	

NOTE(S):

B Estimated result. Result is less than RL.

J Method blank contamination. The associated method blank contains the target analyte at a reportable level.

Tetra Tech NUS, Inc

Client Sample ID: FMC 13

DISSOLVED Metals

Lot-Sample #...: C7K020216-006 Matrix.....: WATER
Date Sampled...: 10/30/07 Date Received..: 11/02/07

PARAMETER	RESULT	REPORTING LIMIT	UNITS	METHOD	PREPARATION-ANALYSIS DATE	WORK ORDER #
Prep Batch #...: 7318307						
Silver	ND	1.0	ug/L	SW846 6020	11/14-11/27/07	KAE1F1AR
		Dilution Factor: 1		Analysis Time..: 23:00	Analyst ID.....: 400149	
		Instrument ID..: ICPMS		MS Run #.....: 7318162	MDL.....: 0.077	
Arsenic	**4.2**	**1.0**	**ug/L**	**SW846 6020**	**11/14-11/27/07**	**KAE1F1AT**
		Dilution Factor: 1		Analysis Time..: 23:00	Analyst ID.....: 400149	
		Instrument ID..: ICPMS		MS Run #.....: 7318162	MDL.....: 0.14	
Beryllium	ND	1.0	ug/L	SW846 6020	11/14-11/27/07	KAE1F1AU
		Dilution Factor: 1		Analysis Time..: 23:00	Analyst ID.....: 400149	
		Instrument ID..: ICPMS		MS Run #.....: 7318162	MDL.....: 0.068	
Cadmium	ND	1.0	ug/L	SW846 6020	11/14-11/27/07	KAE1F1AV
		Dilution Factor: 1		Analysis Time..: 23:00	Analyst ID.....: 400149	
		Instrument ID..: ICPMS		MS Run #.....: 7318162	MDL.....: 0.11	
Chromium	**2.9 J**	**2.0**	**ug/L**	**SW846 6020**	**11/14-11/27/07**	**KAE1F1AW**
		Dilution Factor: 1		Analysis Time..: 23:00	Analyst ID.....: 400149	
		Instrument ID..: ICPMS		MS Run #.....: 7318162	MDL.....: 0.11	
Copper	**3.0**	**2.0**	**ug/L**	**SW846 6020**	**11/14-11/27/07**	**KAE1F1AX**
		Dilution Factor: 1		Analysis Time..: 23:00	Analyst ID.....: 400149	
		Instrument ID..: ICPMS		MS Run #.....: 7318162	MDL.....: 0.14	
Nickel	**1.9**	**1.0**	**ug/L**	**SW846 6020**	**11/14-11/27/07**	**KAE1F1A0**
		Dilution Factor: 1		Analysis Time..: 23:00	Analyst ID.....: 400149	
		Instrument ID..: ICPMS		MS Run #.....: 7318162	MDL.....: 0.073	
Lead	**0.067 B**	**1.0**	**ug/L**	**SW846 6020**	**11/14-11/27/07**	**KAE1F1A1**
		Dilution Factor: 1		Analysis Time..: 23:00	Analyst ID.....: 400149	
		Instrument ID..: ICPMS		MS Run #.....: 7318162	MDL.....: 0.020	
Antimony	**0.25 B**	**2.0**	**ug/L**	**SW846 6020**	**11/14-11/27/07**	**KAE1F1A2**
		Dilution Factor: 1		Analysis Time..: 23:00	Analyst ID.....: 400149	
		Instrument ID..: ICPMS		MS Run #.....: 7318162	MDL.....: 0.047	

(Continued on next page)

Tetra Tech NUS, Inc

Client Sample ID: FMC 13

DISSOLVED Metals

Lot-Sample #...: C7K020216-006 Matrix.....: WATER

PARAMETER	RESULT	REPORTING LIMIT	UNITS	METHOD	PREPARATION-ANALYSIS DATE	WORK ORDER #
Selenium	**13.9**	**5.0**	**ug/L**	**SW846 6020**	**11/14-11/27/07**	**KAE1F1A3**
		Dilution Factor: 1		Analysis Time..: 23:00	Analyst ID.....: 400149	
		Instrument ID..: ICPMS		MS Run #.....: 7318162	MDL.....: 0.21	
Thallium	**0.021 B**	**1.0**	**ug/L**	**SW846 6020**	**11/14-11/27/07**	**KAE1F1A4**
		Dilution Factor: 1		Analysis Time..: 23:00	Analyst ID.....: 400149	
		Instrument ID..: ICPMS		MS Run #.....: 7318162	MDL.....: 0.018	
Zinc	**7.6**	**5.0**	**ug/L**	**SW846 6020**	**11/14-11/27/07**	**KAE1F1A5**
		Dilution Factor: 1		Analysis Time..: 23:00	Analyst ID.....: 400149	
		Instrument ID..: ICPMS		MS Run #.....: 7318162	MDL.....: 0.60	
Prep Batch #...: 7320210						
Mercury	ND	0.20	ug/L	SW846 7470A	11/16/07	KAE1F1AQ
		Dilution Factor: 1		Analysis Time..: 14:03	Analyst ID.....: 400491	
		Instrument ID..: HGHYDRA		MS Run #.....: 7320130	MDL.....: 0.055	

NOTE(S):

J Method blank contamination. The associated method blank contains the target analyte at a reportable level.

B Estimated result. Result is less than RL.

Tetra Tech NUS, Inc

Client Sample ID: FMC 16

DISSOLVED Metals

Lot-Sample #...: C7K020216-007
Date Sampled...: 10/31/07 Date Received..: 11/02/07 Matrix.....: WATER

PARAMETER	RESULT	REPORTING LIMIT	UNITS	METHOD	PREPARATION-ANALYSIS DATE	WORK ORDER #
Prep Batch #...: 7318307						
Silver	ND	1.0	ug/L	SW846 6020	11/14-11/27/07	KAE1J1AR
		Dilution Factor: 1		Analysis Time..: 23:17	Analyst ID.....: 400149	
		Instrument ID..: ICPMS		MS Run #.....: 7318162	MDL.....: 0.077	
Arsenic	**4.4**	**1.0**	**ug/L**	**SW846 6020**	**11/14-11/27/07**	**KAE1J1AT**
		Dilution Factor: 1		Analysis Time..: 23:17	Analyst ID.....: 400149	
		Instrument ID..: ICPMS		MS Run #.....: 7318162	MDL.....: 0.14	
Beryllium	ND	1.0	ug/L	SW846 6020	11/14-11/27/07	KAE1J1AU
		Dilution Factor: 1		Analysis Time..: 23:17	Analyst ID.....: 400149	
		Instrument ID..: ICPMS		MS Run #.....: 7318162	MDL.....: 0.068	
Cadmium	ND	1.0	ug/L	SW846 6020	11/14-11/27/07	KAE1J1AV
		Dilution Factor: 1		Analysis Time..: 23:17	Analyst ID.....: 400149	
		Instrument ID..: ICPMS		MS Run #.....: 7318162	MDL.....: 0.11	
Chromium	**2.6 J**	**2.0**	**ug/L**	**SW846 6020**	**11/14-11/27/07**	**KAE1J1AW**
		Dilution Factor: 1		Analysis Time..: 23:17	Analyst ID.....: 400149	
		Instrument ID..: ICPMS		MS Run #.....: 7318162	MDL.....: 0.11	
Copper	**3.1**	**2.0**	**ug/L**	**SW846 6020**	**11/14-11/27/07**	**KAE1J1AX**
		Dilution Factor: 1		Analysis Time..: 23:17	Analyst ID.....: 400149	
		Instrument ID..: ICPMS		MS Run #.....: 7318162	MDL.....: 0.14	
Nickel	**2.2**	**1.0**	**ug/L**	**SW846 6020**	**11/14-11/27/07**	**KAE1J1A0**
		Dilution Factor: 1		Analysis Time..: 23:17	Analyst ID.....: 400149	
		Instrument ID..: ICPMS		MS Run #.....: 7318162	MDL.....: 0.073	
Lead	ND	1.0	ug/L	SW846 6020	11/14-11/27/07	KAE1J1A1
		Dilution Factor: 1		Analysis Time..: 23:17	Analyst ID.....: 400149	
		Instrument ID..: ICPMS		MS Run #.....: 7318162	MDL.....: 0.020	
Antimony	**0.28 B**	**2.0**	**ug/L**	**SW846 6020**	**11/14-11/27/07**	**KAE1J1A2**
		Dilution Factor: 1		Analysis Time..: 23:17	Analyst ID.....: 400149	
		Instrument ID..: ICPMS		MS Run #.....: 7318162	MDL.....: 0.047	

(Continued on next page)

Tetra Tech NUS, Inc

Client Sample ID: FMC 16

DISSOLVED Metals

Lot-Sample #...: C7K020216-007 Matrix.....: WATER

PARAMETER	RESULT	REPORTING LIMIT	UNITS	METHOD	PREPARATION-ANALYSIS DATE	WORK ORDER #
Selenium	**14.3**	**5.0**	**ug/L**	**SW846 6020**	**11/14-11/27/07**	**KAE1J1A3**
		Dilution Factor: 1		Analysis Time..: 23:17	Analyst ID.....: 400149	
		Instrument ID..: ICPMS		MS Run #.....: 7318162	MDL.....: 0.21	
Thallium	ND	1.0	ug/L	SW846 6020	11/14-11/27/07	KAE1J1A4
		Dilution Factor: 1		Analysis Time..: 23:17	Analyst ID.....: 400149	
		Instrument ID..: ICPMS		MS Run #.....: 7318162	MDL.....: 0.018	
Zinc	**6.9**	**5.0**	**ug/L**	**SW846 6020**	**11/14-11/27/07**	**KAE1J1A5**
		Dilution Factor: 1		Analysis Time..: 23:17	Analyst ID.....: 400149	
		Instrument ID..: ICPMS		MS Run #.....: 7318162	MDL.....: 0.60	
Prep Batch #...: 7320210						
Mercury	ND	0.20	ug/L	SW846 7470A	11/16/07	KAE1J1AQ
		Dilution Factor: 1		Analysis Time..: 14:08	Analyst ID.....: 400491	
		Instrument ID..: HGHYDRA		MS Run #.....: 7320130	MDL.....: 0.055	

NOTE(S):

J Method blank contamination. The associated method blank contains the target analyte at a reportable level.

B Estimated result. Result is less than RL.

Tetra Tech NUS, Inc

Client Sample ID: FMC 18

DISSOLVED Metals

Lot-Sample #...: C7K020216-008
Date Sampled...: 10/31/07 Date Received..: 11/02/07 Matrix.....: WATER

PARAMETER	RESULT	REPORTING LIMIT	UNITS	METHOD	PREPARATION-ANALYSIS DATE	WORK ORDER #
Prep Batch #...: 7318307						
Silver	ND	1.0	ug/L	SW846 6020	11/14-11/27/07	KAE1K1AR
		Dilution Factor: 1		Analysis Time..: 23:21	Analyst ID.....: 400149	
		Instrument ID..: ICPMS		MS Run #.....: 7318162	MDL.....: 0.077	
Arsenic	**2.9**	**1.0**	**ug/L**	**SW846 6020**	**11/14-11/27/07**	**KAE1K1AT**
		Dilution Factor: 1		Analysis Time..: 23:21	Analyst ID.....: 400149	
		Instrument ID..: ICPMS		MS Run #.....: 7318162	MDL.....: 0.14	
Beryllium	ND	1.0	ug/L	SW846 6020	11/14-11/27/07	KAE1K1AU
		Dilution Factor: 1		Analysis Time..: 23:21	Analyst ID.....: 400149	
		Instrument ID..: ICPMS		MS Run #.....: 7318162	MDL.....: 0.068	
Cadmium	ND	1.0	ug/L	SW846 6020	11/14-11/27/07	KAE1K1AV
		Dilution Factor: 1		Analysis Time..: 23:21	Analyst ID.....: 400149	
		Instrument ID..: ICPMS		MS Run #.....: 7318162	MDL.....: 0.11	
Chromium	**3.1 J**	**2.0**	**ug/L**	**SW846 6020**	**11/14-11/27/07**	**KAE1K1AW**
		Dilution Factor: 1		Analysis Time..: 23:21	Analyst ID.....: 400149	
		Instrument ID..: ICPMS		MS Run #.....: 7318162	MDL.....: 0.11	
Copper	**3.4**	**2.0**	**ug/L**	**SW846 6020**	**11/14-11/27/07**	**KAE1K1AX**
		Dilution Factor: 1		Analysis Time..: 23:21	Analyst ID.....: 400149	
		Instrument ID..: ICPMS		MS Run #.....: 7318162	MDL.....: 0.14	
Nickel	**2.1**	**1.0**	**ug/L**	**SW846 6020**	**11/14-11/27/07**	**KAE1K1A0**
		Dilution Factor: 1		Analysis Time..: 23:21	Analyst ID.....: 400149	
		Instrument ID..: ICPMS		MS Run #.....: 7318162	MDL.....: 0.073	
Lead	ND	1.0	ug/L	SW846 6020	11/14-11/27/07	KAE1K1A1
		Dilution Factor: 1		Analysis Time..: 23:21	Analyst ID.....: 400149	
		Instrument ID..: ICPMS		MS Run #.....: 7318162	MDL.....: 0.020	
Antimony	**0.24 B**	**2.0**	**ug/L**	**SW846 6020**	**11/14-11/27/07**	**KAE1K1A2**
		Dilution Factor: 1		Analysis Time..: 23:21	Analyst ID.....: 400149	
		Instrument ID..: ICPMS		MS Run #.....: 7318162	MDL.....: 0.047	

(Continued on next page)

Tetra Tech NUS, Inc

Client Sample ID: FMC 18

DISSOLVED Metals

Lot-Sample #...: C7K020216-008 Matrix.....: WATER

PARAMETER	RESULT	REPORTING LIMIT	UNITS	METHOD	PREPARATION-ANALYSIS DATE	WORK ORDER #
Selenium	**9.4**	**5.0**	**ug/L**	**SW846 6020**	**11/14-11/27/07**	**KAE1K1A3**
		Dilution Factor: 1		Analysis Time..: 23:21	Analyst ID.....: 400149	
		Instrument ID..: ICPMS		MS Run #.....: 7318162	MDL.....: 0.21	
Thallium	ND	1.0	ug/L	SW846 6020	11/14-11/27/07	KAE1K1A4
		Dilution Factor: 1		Analysis Time..: 23:21	Analyst ID.....: 400149	
		Instrument ID..: ICPMS		MS Run #.....: 7318162	MDL.....: 0.018	
Zinc	**8.0**	**5.0**	**ug/L**	**SW846 6020**	**11/14-11/27/07**	**KAE1K1A5**
		Dilution Factor: 1		Analysis Time..: 23:21	Analyst ID.....: 400149	
		Instrument ID..: ICPMS		MS Run #.....: 7318162	MDL.....: 0.60	
Prep Batch #...: 7320210						
Mercury	ND	0.20	ug/L	SW846 7470A	11/16/07	KAE1K1AQ
		Dilution Factor: 1		Analysis Time..: 14:10	Analyst ID.....: 400491	
		Instrument ID..: HGHYDRA		MS Run #.....: 7320130	MDL.....: 0.055	

NOTE(S):

J Method blank contamination. The associated method blank contains the target analyte at a reportable level.

B Estimated result. Result is less than RL.

Tetra Tech NUS, Inc

Client Sample ID: FMC 20

DISSOLVED Metals

Lot-Sample #...: C7K020216-009 Matrix.....: WATER
Date Sampled...: 10/31/07 Date Received..: 11/02/07

PARAMETER	RESULT	REPORTING LIMIT	UNITS	METHOD	PREPARATION-ANALYSIS DATE	WORK ORDER #
Prep Batch #...: 7318307						
Silver	ND	1.0	ug/L	SW846 6020	11/14-11/27/07	KAE1P1AR
		Dilution Factor: 1		Analysis Time..: 23:25	Analyst ID.....: 400149	
		Instrument ID..: ICPMS		MS Run #.....: 7318162	MDL.....: 0.077	
Arsenic	**2.6**	**1.0**	**ug/L**	**SW846 6020**	**11/14-11/27/07**	**KAE1P1AT**
		Dilution Factor: 1		Analysis Time..: 23:25	Analyst ID.....: 400149	
		Instrument ID..: ICPMS		MS Run #.....: 7318162	MDL.....: 0.14	
Beryllium	ND	1.0	ug/L	SW846 6020	11/14-11/27/07	KAE1P1AU
		Dilution Factor: 1		Analysis Time..: 23:25	Analyst ID.....: 400149	
		Instrument ID..: ICPMS		MS Run #.....: 7318162	MDL.....: 0.068	
Cadmium	ND	1.0	ug/L	SW846 6020	11/14-11/27/07	KAE1P1AV
		Dilution Factor: 1		Analysis Time..: 23:25	Analyst ID.....: 400149	
		Instrument ID..: ICPMS		MS Run #.....: 7318162	MDL.....: 0.11	
Chromium	**3.4 J**	**2.0**	**ug/L**	**SW846 6020**	**11/14-11/27/07**	**KAE1P1AW**
		Dilution Factor: 1		Analysis Time..: 23:25	Analyst ID.....: 400149	
		Instrument ID..: ICPMS		MS Run #.....: 7318162	MDL.....: 0.11	
Copper	**3.4**	**2.0**	**ug/L**	**SW846 6020**	**11/14-11/27/07**	**KAE1P1AX**
		Dilution Factor: 1		Analysis Time..: 23:25	Analyst ID.....: 400149	
		Instrument ID..: ICPMS		MS Run #.....: 7318162	MDL.....: 0.14	
Nickel	**2.1**	**1.0**	**ug/L**	**SW846 6020**	**11/14-11/27/07**	**KAE1P1A0**
		Dilution Factor: 1		Analysis Time..: 23:25	Analyst ID.....: 400149	
		Instrument ID..: ICPMS		MS Run #.....: 7318162	MDL.....: 0.073	
Lead	ND	1.0	ug/L	SW846 6020	11/14-11/27/07	KAE1P1A1
		Dilution Factor: 1		Analysis Time..: 23:25	Analyst ID.....: 400149	
		Instrument ID..: ICPMS		MS Run #.....: 7318162	MDL.....: 0.020	
Antimony	**0.24 B**	**2.0**	**ug/L**	**SW846 6020**	**11/14-11/27/07**	**KAE1P1A2**
		Dilution Factor: 1		Analysis Time..: 23:25	Analyst ID.....: 400149	
		Instrument ID..: ICPMS		MS Run #.....: 7318162	MDL.....: 0.047	

(Continued on next page)

Tetra Tech NUS, Inc

Client Sample ID: FMC 20

DISSOLVED Metals

Lot-Sample #...: C7K020216-009 **Matrix.....:** WATER

PARAMETER	RESULT	REPORTING LIMIT	UNITS	METHOD	PREPARATION-ANALYSIS DATE	WORK ORDER #
Selenium	**10.4**	**5.0**	**ug/L**	**SW846 6020**	**11/14-11/27/07**	**KAE1P1A3**
		Dilution Factor: 1		Analysis Time..: 23:25	Analyst ID.....: 400149	
		Instrument ID..: ICPMS		MS Run #.....: 7318162	MDL.....: 0.21	
Thallium	ND	1.0	ug/L	SW846 6020	11/14-11/27/07	KAE1P1A4
		Dilution Factor: 1		Analysis Time..: 23:25	Analyst ID.....: 400149	
		Instrument ID..: ICPMS		MS Run #.....: 7318162	MDL.....: 0.018	
Zinc	**6.4**	**5.0**	**ug/L**	**SW846 6020**	**11/14-11/27/07**	**KAE1P1A5**
		Dilution Factor: 1		Analysis Time..: 23:25	Analyst ID.....: 400149	
		Instrument ID..: ICPMS		MS Run #.....: 7318162	MDL.....: 0.60	
Prep Batch #...: 7320210						
Mercury	ND	0.20	ug/L	SW846 7470A	11/16/07	KAE1P1AQ
		Dilution Factor: 1		Analysis Time..: 14:12	Analyst ID.....: 400491	
		Instrument ID..: HGHYDRA		MS Run #.....: 7320130	MDL.....: 0.055	

NOTE(S):

J Method blank contamination. The associated method blank contains the target analyte at a reportable level.

B Estimated result. Result is less than RL.

Tetra Tech NUS, Inc

Client Sample ID: FMC 22

DISSOLVED Metals

Lot-Sample #...: C7K020216-010 **Matrix.....:** WATER
Date Sampled...: 10/31/07 **Date Received..:** 11/02/07

PARAMETER	RESULT	REPORTING LIMIT	UNITS	METHOD	PREPARATION-ANALYSIS DATE	WORK ORDER #
Prep Batch #...: 7318307						
Silver	ND	1.0	ug/L	SW846 6020	11/14-11/27/07	KAE1R1AR
		Dilution Factor: 1		Analysis Time..: 23:30	Analyst ID.....: 400149	
		Instrument ID..: ICPMS		MS Run #.....: 7318162	MDL.....: 0.077	
Arsenic	**3.3**	**1.0**	**ug/L**	**SW846 6020**	**11/14-11/27/07**	**KAE1R1AT**
		Dilution Factor: 1		Analysis Time..: 23:30	Analyst ID.....: 400149	
		Instrument ID..: ICPMS		MS Run #.....: 7318162	MDL.....: 0.14	
Beryllium	ND	1.0	ug/L	SW846 6020	11/14-11/27/07	KAE1R1AU
		Dilution Factor: 1		Analysis Time..: 23:30	Analyst ID.....: 400149	
		Instrument ID..: ICPMS		MS Run #.....: 7318162	MDL.....: 0.068	
Cadmium	ND	1.0	ug/L	SW846 6020	11/14-11/27/07	KAE1R1AV
		Dilution Factor: 1		Analysis Time..: 23:30	Analyst ID.....: 400149	
		Instrument ID..: ICPMS		MS Run #.....: 7318162	MDL.....: 0.11	
Chromium	**3.2 J**	**2.0**	**ug/L**	**SW846 6020**	**11/14-11/27/07**	**KAE1R1AW**
		Dilution Factor: 1		Analysis Time..: 23:30	Analyst ID.....: 400149	
		Instrument ID..: ICPMS		MS Run #.....: 7318162	MDL.....: 0.11	
Copper	**3.8**	**2.0**	**ug/L**	**SW846 6020**	**11/14-11/27/07**	**KAE1R1AX**
		Dilution Factor: 1		Analysis Time..: 23:30	Analyst ID.....: 400149	
		Instrument ID..: ICPMS		MS Run #.....: 7318162	MDL.....: 0.14	
Nickel	**2.2**	**1.0**	**ug/L**	**SW846 6020**	**11/14-11/27/07**	**KAE1R1A0**
		Dilution Factor: 1		Analysis Time..: 23:30	Analyst ID.....: 400149	
		Instrument ID..: ICPMS		MS Run #.....: 7318162	MDL.....: 0.073	
Lead	ND	1.0	ug/L	SW846 6020	11/14-11/27/07	KAE1R1A1
		Dilution Factor: 1		Analysis Time..: 23:30	Analyst ID.....: 400149	
		Instrument ID..: ICPMS		MS Run #.....: 7318162	MDL.....: 0.020	
Antimony	**0.21 B**	**2.0**	**ug/L**	**SW846 6020**	**11/14-11/27/07**	**KAE1R1A2**
		Dilution Factor: 1		Analysis Time..: 23:30	Analyst ID.....: 400149	
		Instrument ID..: ICPMS		MS Run #.....: 7318162	MDL.....: 0.047	

(Continued on next page)

Tetra Tech NUS, Inc

Client Sample ID: FMC 22

DISSOLVED Metals

Lot-Sample #...: C7K020216-010 Matrix.....: WATER

PARAMETER	RESULT	REPORTING LIMIT	UNITS	METHOD	PREPARATION-ANALYSIS DATE	WORK ORDER #
Selenium	**11.5**	**5.0**	**ug/L**	**SW846 6020**	**11/14-11/27/07**	**KAE1R1A3**
		Dilution Factor: 1		Analysis Time..: 23:30	Analyst ID.....: 400149	
		Instrument ID..: ICPMS		MS Run #.....: 7318162	MDL.....: 0.21	
Thallium	ND	1.0	ug/L	SW846 6020	11/14-11/27/07	KAE1R1A4
		Dilution Factor: 1		Analysis Time..: 23:30	Analyst ID.....: 400149	
		Instrument ID..: ICPMS		MS Run #.....: 7318162	MDL.....: 0.018	
Zinc	**6.5**	**5.0**	**ug/L**	**SW846 6020**	**11/14-11/27/07**	**KAE1R1A5**
		Dilution Factor: 1		Analysis Time..: 23:30	Analyst ID.....: 400149	
		Instrument ID..: ICPMS		MS Run #.....: 7318162	MDL.....: 0.60	
Prep Batch #...: 7320210						
Mercury	ND	0.20	ug/L	SW846 7470A	11/16/07	KAE1R1AQ
		Dilution Factor: 1		Analysis Time..: 14:14	Analyst ID.....: 400491	
		Instrument ID..: HGHYDRA		MS Run #.....: 7320130	MDL.....: 0.055	

NOTE(S):

J Method blank contamination. The associated method blank contains the target analyte at a reportable level.

B Estimated result. Result is less than RL.

Tetra Tech NUS, Inc

Client Sample ID: FMC 24

DISSOLVED Metals

Lot-Sample #...: C7K020216-001
Date Sampled...: 10/30/07 Date Received..: 11/02/07 Matrix.....: WATER

PARAMETER	RESULT	REPORTING LIMIT	UNITS	METHOD	PREPARATION-ANALYSIS DATE	WORK ORDER #
Prep Batch #...: 7318307						
Silver	ND	1.0	ug/L	SW846 6020	11/14-11/27/07	KAEX31AG
		Dilution Factor: 1		Analysis Time..: 22:22	Analyst ID.....: 400149	
		Instrument ID..: ICPMS		MS Run #.....: 7318162	MDL.....: 0.077	
Arsenic	**3.8**	**1.0**	**ug/L**	**SW846 6020**	**11/14-11/27/07**	**KAEX31AH**
		Dilution Factor: 1		Analysis Time..: 22:22	Analyst ID.....: 400149	
		Instrument ID..: ICPMS		MS Run #.....: 7318162	MDL.....: 0.14	
Beryllium	ND	1.0	ug/L	SW846 6020	11/14-11/27/07	KAEX31AJ
		Dilution Factor: 1		Analysis Time..: 22:22	Analyst ID.....: 400149	
		Instrument ID..: ICPMS		MS Run #.....: 7318162	MDL.....: 0.068	
Cadmium	ND	1.0	ug/L	SW846 6020	11/14-11/27/07	KAEX31AK
		Dilution Factor: 1		Analysis Time..: 22:22	Analyst ID.....: 400149	
		Instrument ID..: ICPMS		MS Run #.....: 7318162	MDL.....: 0.11	
Chromium	**3.0 J**	**2.0**	**ug/L**	**SW846 6020**	**11/14-11/27/07**	**KAEX31AL**
		Dilution Factor: 1		Analysis Time..: 22:22	Analyst ID.....: 400149	
		Instrument ID..: ICPMS		MS Run #.....: 7318162	MDL.....: 0.11	
Copper	**4.6**	**2.0**	**ug/L**	**SW846 6020**	**11/14-11/27/07**	**KAEX31AM**
		Dilution Factor: 1		Analysis Time..: 22:22	Analyst ID.....: 400149	
		Instrument ID..: ICPMS		MS Run #.....: 7318162	MDL.....: 0.14	
Nickel	**2.1**	**1.0**	**ug/L**	**SW846 6020**	**11/14-11/27/07**	**KAEX31AN**
		Dilution Factor: 1		Analysis Time..: 22:22	Analyst ID.....: 400149	
		Instrument ID..: ICPMS		MS Run #.....: 7318162	MDL.....: 0.073	
Lead	**0.17 B**	**1.0**	**ug/L**	**SW846 6020**	**11/14-11/27/07**	**KAEX31AP**
		Dilution Factor: 1		Analysis Time..: 22:22	Analyst ID.....: 400149	
		Instrument ID..: ICPMS		MS Run #.....: 7318162	MDL.....: 0.020	
Antimony	**0.33 B**	**2.0**	**ug/L**	**SW846 6020**	**11/14-11/27/07**	**KAEX31AQ**
		Dilution Factor: 1		Analysis Time..: 22:22	Analyst ID.....: 400149	
		Instrument ID..: ICPMS		MS Run #.....: 7318162	MDL.....: 0.047	

(Continued on next page)

Tetra Tech NUS, Inc

Client Sample ID: FMC 24

DISSOLVED Metals

Lot-Sample #...: C7K020216-001 Matrix.....: WATER

PARAMETER	RESULT	REPORTING LIMIT	UNITS	METHOD	PREPARATION-ANALYSIS DATE	WORK ORDER #
Selenium	9.2	5.0	ug/L	SW846 6020	11/14-11/27/07	KAEX31AR
		Dilution Factor: 1		Analysis Time..: 22:22	Analyst ID.....: 400149	
		Instrument ID..: ICPMS		MS Run #.....: 7318162	MDL.....: 0.21	
Thallium	0.092 B	1.0	ug/L	SW846 6020	11/14-11/27/07	KAEX31AT
		Dilution Factor: 1		Analysis Time..: 22:22	Analyst ID.....: 400149	
		Instrument ID..: ICPMS		MS Run #.....: 7318162	MDL.....: 0.018	
Zinc	10.4	5.0	ug/L	SW846 6020	11/14-11/27/07	KAEX31AU
		Dilution Factor: 1		Analysis Time..: 22:22	Analyst ID.....: 400149	
		Instrument ID..: ICPMS		MS Run #.....: 7318162	MDL.....: 0.60	
Prep Batch #...: 7320210						
Mercury	ND	0.20	ug/L	SW846 7470A	11/16/07	KAEX31AF
		Dilution Factor: 1		Analysis Time..: 13:52	Analyst ID.....: 400491	
		Instrument ID..: HGHYDRA		MS Run #.....: 7320130	MDL.....: 0.055	

NOTE(S):

J Method blank contamination. The associated method blank contains the target analyte at a reportable level.

B Estimated result. Result is less than RL.

Tetra Tech NUS, Inc

Client Sample ID: FMC 25

DISSOLVED Metals

Lot-Sample #...: C7K020216-014 Matrix.....: WATER
Date Sampled...: 11/01/07 Date Received..: 11/02/07

PARAMETER	RESULT	REPORTING LIMIT	UNITS	METHOD	PREPARATION-ANALYSIS DATE	WORK ORDER #
Prep Batch #...: 7318307						
Silver	ND	1.0	ug/L	SW846 6020	11/14-11/27/07	KAE2E1AR
		Dilution Factor: 1		Analysis Time..: 23:47	Analyst ID.....: 400149	
		Instrument ID..: ICPMS		MS Run #.....: 7318162	MDL.....: 0.077	
Arsenic	**3.0**	**1.0**	**ug/L**	**SW846 6020**	**11/14-11/27/07**	**KAE2E1AT**
		Dilution Factor: 1		Analysis Time..: 23:47	Analyst ID.....: 400149	
		Instrument ID..: ICPMS		MS Run #.....: 7318162	MDL.....: 0.14	
Beryllium	ND	1.0	ug/L	SW846 6020	11/14-11/27/07	KAE2E1AU
		Dilution Factor: 1		Analysis Time..: 23:47	Analyst ID.....: 400149	
		Instrument ID..: ICPMS		MS Run #.....: 7318162	MDL.....: 0.068	
Cadmium	ND	1.0	ug/L	SW846 6020	11/14-11/27/07	KAE2E1AV
		Dilution Factor: 1		Analysis Time..: 23:47	Analyst ID.....: 400149	
		Instrument ID..: ICPMS		MS Run #.....: 7318162	MDL.....: 0.11	
Chromium	**2.2 J**	**2.0**	**ug/L**	**SW846 6020**	**11/14-11/27/07**	**KAE2E1AW**
		Dilution Factor: 1		Analysis Time..: 23:47	Analyst ID.....: 400149	
		Instrument ID..: ICPMS		MS Run #.....: 7318162	MDL.....: 0.11	
Copper	**3.0**	**2.0**	**ug/L**	**SW846 6020**	**11/14-11/27/07**	**KAE2E1AX**
		Dilution Factor: 1		Analysis Time..: 23:47	Analyst ID.....: 400149	
		Instrument ID..: ICPMS		MS Run #.....: 7318162	MDL.....: 0.14	
Nickel	**1.8**	**1.0**	**ug/L**	**SW846 6020**	**11/14-11/27/07**	**KAE2E1A0**
		Dilution Factor: 1		Analysis Time..: 23:47	Analyst ID.....: 400149	
		Instrument ID..: ICPMS		MS Run #.....: 7318162	MDL.....: 0.073	
Lead	ND	1.0	ug/L	SW846 6020	11/14-11/27/07	KAE2E1A1
		Dilution Factor: 1		Analysis Time..: 23:47	Analyst ID.....: 400149	
		Instrument ID..: ICPMS		MS Run #.....: 7318162	MDL.....: 0.020	
Antimony	**0.25 B**	**2.0**	**ug/L**	**SW846 6020**	**11/14-11/27/07**	**KAE2E1A2**
		Dilution Factor: 1		Analysis Time..: 23:47	Analyst ID.....: 400149	
		Instrument ID..: ICPMS		MS Run #.....: 7318162	MDL.....: 0.047	

(Continued on next page)

Tetra Tech NUS, Inc

Client Sample ID: FMC 25

DISSOLVED Metals

Lot-Sample #...: C7K020216-014 Matrix.....: WATER

PARAMETER	RESULT	REPORTING LIMIT	UNITS	METHOD	PREPARATION-ANALYSIS DATE	WORK ORDER #
Selenium	**11.5**	**5.0**	**ug/L**	**SW846 6020**	**11/14-11/27/07**	**KAE2E1A3**
		Dilution Factor: 1		Analysis Time..: 23:47	Analyst ID.....: 400149	
		Instrument ID..: ICPMS		MS Run #.....: 7318162	MDL.....: 0.21	
Thallium	ND	1.0	ug/L	SW846 6020	11/14-11/27/07	KAE2E1A4
		Dilution Factor: 1		Analysis Time..: 23:47	Analyst ID.....: 400149	
		Instrument ID..: ICPMS		MS Run #.....: 7318162	MDL.....: 0.018	
Zinc	**3.6 B**	**5.0**	**ug/L**	**SW846 6020**	**11/14-11/27/07**	**KAE2E1A5**
		Dilution Factor: 1		Analysis Time..: 23:47	Analyst ID.....: 400149	
		Instrument ID..: ICPMS		MS Run #.....: 7318162	MDL.....: 0.60	
Prep Batch #...: 7320210						
Mercury	ND	0.20	ug/L	SW846 7470A	11/16/07	KAE2E1AQ
		Dilution Factor: 1		Analysis Time..: 14:21	Analyst ID.....: 400491	
		Instrument ID..: HGHYDRA		MS Run #.....: 7320130	MDL.....: 0.055	

NOTE(S):

J Method blank contamination. The associated method blank contains the target analyte at a reportable level.

B Estimated result. Result is less than RL.

Tetra Tech NUS, Inc

Client Sample ID: FMC 26

DISSOLVED Metals

Lot-Sample #...: C7K020216-015 Matrix.....: WATER
Date Sampled...: 11/01/07 Date Received..: 11/02/07

PARAMETER	RESULT	REPORTING LIMIT	UNITS	METHOD	PREPARATION-ANALYSIS DATE	WORK ORDER #
Prep Batch #...: 7318307						
Silver	ND	1.0	ug/L	SW846 6020	11/14-11/27/07	KAE2J1AR
		Dilution Factor: 1		Analysis Time..: 23:51	Analyst ID.....: 400149	
		Instrument ID..: ICPMS		MS Run #.....: 7318162	MDL.....: 0.077	
Arsenic	**3.0**	**1.0**	**ug/L**	**SW846 6020**	**11/14-11/27/07**	**KAE2J1AT**
		Dilution Factor: 1		Analysis Time..: 23:51	Analyst ID.....: 400149	
		Instrument ID..: ICPMS		MS Run #.....: 7318162	MDL.....: 0.14	
Beryllium	ND	1.0	ug/L	SW846 6020	11/14-11/27/07	KAE2J1AU
		Dilution Factor: 1		Analysis Time..: 23:51	Analyst ID.....: 400149	
		Instrument ID..: ICPMS		MS Run #.....: 7318162	MDL.....: 0.068	
Cadmium	ND	1.0	ug/L	SW846 6020	11/14-11/27/07	KAE2J1AV
		Dilution Factor: 1		Analysis Time..: 23:51	Analyst ID.....: 400149	
		Instrument ID..: ICPMS		MS Run #.....: 7318162	MDL.....: 0.11	
Chromium	**2.3 J**	**2.0**	**ug/L**	**SW846 6020**	**11/14-11/27/07**	**KAE2J1AW**
		Dilution Factor: 1		Analysis Time..: 23:51	Analyst ID.....: 400149	
		Instrument ID..: ICPMS		MS Run #.....: 7318162	MDL.....: 0.11	
Copper	**3.0**	**2.0**	**ug/L**	**SW846 6020**	**11/14-11/27/07**	**KAE2J1AX**
		Dilution Factor: 1		Analysis Time..: 23:51	Analyst ID.....: 400149	
		Instrument ID..: ICPMS		MS Run #.....: 7318162	MDL.....: 0.14	
Nickel	**2.0**	**1.0**	**ug/L**	**SW846 6020**	**11/14-11/27/07**	**KAE2J1A0**
		Dilution Factor: 1		Analysis Time..: 23:51	Analyst ID.....: 400149	
		Instrument ID..: ICPMS		MS Run #.....: 7318162	MDL.....: 0.073	
Lead	ND	1.0	ug/L	SW846 6020	11/14-11/27/07	KAE2J1A1
		Dilution Factor: 1		Analysis Time..: 23:51	Analyst ID.....: 400149	
		Instrument ID..: ICPMS		MS Run #.....: 7318162	MDL.....: 0.020	
Antimony	**0.20 B**	**2.0**	**ug/L**	**SW846 6020**	**11/14-11/27/07**	**KAE2J1A2**
		Dilution Factor: 1		Analysis Time..: 23:51	Analyst ID.....: 400149	
		Instrument ID..: ICPMS		MS Run #.....: 7318162	MDL.....: 0.047	

(Continued on next page)

Tetra Tech NUS, Inc

Client Sample ID: FMC 26

DISSOLVED Metals

Lot-Sample #...: C7K020216-015 **Matrix.....:** WATER

PARAMETER	RESULT	REPORTING LIMIT	UNITS	METHOD	PREPARATION-ANALYSIS DATE	WORK ORDER #
Selenium	**10.8**	**5.0**	**ug/L**	**SW846 6020**	**11/14-11/27/07**	**KAE2J1A3**
		Dilution Factor: 1		Analysis Time..: 23:51	Analyst ID.....: 400149	
		Instrument ID..: ICPMS		MS Run #.....: 7318162	MDL.....: 0.21	
Thallium	ND	1.0	ug/L	SW846 6020	11/14-11/27/07	KAE2J1A4
		Dilution Factor: 1		Analysis Time..: 23:51	Analyst ID.....: 400149	
		Instrument ID..: ICPMS		MS Run #.....: 7318162	MDL.....: 0.018	
Zinc	**2.8 B**	**5.0**	**ug/L**	**SW846 6020**	**11/14-11/27/07**	**KAE2J1A5**
		Dilution Factor: 1		Analysis Time..: 23:51	Analyst ID.....: 400149	
		Instrument ID..: ICPMS		MS Run #.....: 7318162	MDL.....: 0.60	
Prep Batch #...: 7320210						
Mercury	ND	0.20	ug/L	SW846 7470A	11/16/07	KAE2J1AQ
		Dilution Factor: 1		Analysis Time..: 14:22	Analyst ID.....: 400491	
		Instrument ID..: HGHYDRA		MS Run #.....: 7320130	MDL.....: 0.055	

NOTE(S):

J Method blank contamination. The associated method blank contains the target analyte at a reportable level.

B Estimated result. Result is less than RL.

Tetra Tech NUS, Inc

Client Sample ID: FMC 3

DISSOLVED Metals

Lot-Sample #...: C7K020216-011 Matrix.....: WATER
Date Sampled...: 10/31/07 Date Received..: 11/02/07

PARAMETER	RESULT	REPORTING LIMIT	UNITS	METHOD	PREPARATION-ANALYSIS DATE	WORK ORDER #
Prep Batch #...: 7318307						
Silver	ND	1.0	ug/L	SW846 6020	11/14-11/27/07	KAE101AR
		Dilution Factor: 1		Analysis Time..: 23:34	Analyst ID.....: 400149	
		Instrument ID..: ICPMS		MS Run #.....: 7318162	MDL.....: 0.077	
Arsenic	**2.4**	**1.0**	**ug/L**	**SW846 6020**	**11/14-11/27/07**	**KAE101AT**
		Dilution Factor: 1		Analysis Time..: 23:34	Analyst ID.....: 400149	
		Instrument ID..: ICPMS		MS Run #.....: 7318162	MDL.....: 0.14	
Beryllium	ND	1.0	ug/L	SW846 6020	11/14-11/27/07	KAE101AU
		Dilution Factor: 1		Analysis Time..: 23:34	Analyst ID.....: 400149	
		Instrument ID..: ICPMS		MS Run #.....: 7318162	MDL.....: 0.068	
Cadmium	ND	1.0	ug/L	SW846 6020	11/14-11/27/07	KAE101AV
		Dilution Factor: 1		Analysis Time..: 23:34	Analyst ID.....: 400149	
		Instrument ID..: ICPMS		MS Run #.....: 7318162	MDL.....: 0.11	
Chromium	**3.2 J**	**2.0**	**ug/L**	**SW846 6020**	**11/14-11/27/07**	**KAE101AW**
		Dilution Factor: 1		Analysis Time..: 23:34	Analyst ID.....: 400149	
		Instrument ID..: ICPMS		MS Run #.....: 7318162	MDL.....: 0.11	
Copper	**3.4**	**2.0**	**ug/L**	**SW846 6020**	**11/14-11/27/07**	**KAE101AX**
		Dilution Factor: 1		Analysis Time..: 23:34	Analyst ID.....: 400149	
		Instrument ID..: ICPMS		MS Run #.....: 7318162	MDL.....: 0.14	
Nickel	**2.1**	**1.0**	**ug/L**	**SW846 6020**	**11/14-11/27/07**	**KAE101A0**
		Dilution Factor: 1		Analysis Time..: 23:34	Analyst ID.....: 400149	
		Instrument ID..: ICPMS		MS Run #.....: 7318162	MDL.....: 0.073	
Lead	ND	1.0	ug/L	SW846 6020	11/14-11/27/07	KAE101A1
		Dilution Factor: 1		Analysis Time..: 23:34	Analyst ID.....: 400149	
		Instrument ID..: ICPMS		MS Run #.....: 7318162	MDL.....: 0.020	
Antimony	**0.19 B**	**2.0**	**ug/L**	**SW846 6020**	**11/14-11/27/07**	**KAE101A2**
		Dilution Factor: 1		Analysis Time..: 23:34	Analyst ID.....: 400149	
		Instrument ID..: ICPMS		MS Run #.....: 7318162	MDL.....: 0.047	

(Continued on next page)

Tetra Tech NUS, Inc

Client Sample ID: FMC 3

DISSOLVED Metals

Lot-Sample #...: C7K020216-011 **Matrix.....:** WATER

PARAMETER	RESULT	REPORTING LIMIT	UNITS	METHOD	PREPARATION-ANALYSIS DATE	WORK ORDER #
Selenium	**11.1**	**5.0**	**ug/L**	**SW846 6020**	**11/14-11/27/07**	**KAE101A3**
		Dilution Factor: 1		Analysis Time..: 23:34	Analyst ID.....: 400149	
		Instrument ID..: ICPMS		MS Run #.....: 7318162	MDL.....: 0.21	
Thallium	ND	1.0	ug/L	SW846 6020	11/14-11/27/07	KAE101A4
		Dilution Factor: 1		Analysis Time..: 23:34	Analyst ID.....: 400149	
		Instrument ID..: ICPMS		MS Run #.....: 7318162	MDL.....: 0.018	
Zinc	**5.5**	**5.0**	**ug/L**	**SW846 6020**	**11/14-11/27/07**	**KAE101A5**
		Dilution Factor: 1		Analysis Time..: 23:34	Analyst ID.....: 400149	
		Instrument ID..: ICPMS		MS Run #.....: 7318162	MDL.....: 0.60	
Prep Batch #...: 7320210						
Mercury	ND	0.20	ug/L	SW846 7470A	11/16/07	KAE101AQ
		Dilution Factor: 1		Analysis Time..: 14:16	Analyst ID.....: 400491	
		Instrument ID..: HGHYDRA		MS Run #.....: 7320130	MDL.....: 0.055	

NOTE(S):

J Method blank contamination. The associated method blank contains the target analyte at a reportable level.

B Estimated result. Result is less than RL.

Tetra Tech NUS, Inc

Client Sample ID: FMC 5

DISSOLVED Metals

Lot-Sample #...: C7K020216-012 **Matrix.....:** WATER
Date Sampled...: 10/31/07 **Date Received..:** 11/02/07

PARAMETER	RESULT	REPORTING LIMIT	UNITS	METHOD	PREPARATION-ANALYSIS DATE	WORK ORDER #
Prep Batch #...: 7318307						
Silver	ND	1.0	ug/L	SW846 6020	11/14-11/27/07	KAE151AR
		Dilution Factor: 1		Analysis Time..: 23:38	Analyst ID.....: 400149	
		Instrument ID..: ICPMS		MS Run #.....: 7318162	MDL.....: 0.077	
Arsenic	**2.9**	**1.0**	**ug/L**	**SW846 6020**	**11/14-11/27/07**	**KAE151AT**
		Dilution Factor: 1		Analysis Time..: 23:38	Analyst ID.....: 400149	
		Instrument ID..: ICPMS		MS Run #.....: 7318162	MDL.....: 0.14	
Beryllium	ND	1.0	ug/L	SW846 6020	11/14-11/27/07	KAE151AU
		Dilution Factor: 1		Analysis Time..: 23:38	Analyst ID.....: 400149	
		Instrument ID..: ICPMS		MS Run #.....: 7318162	MDL.....: 0.068	
Cadmium	ND	1.0	ug/L	SW846 6020	11/14-11/27/07	KAE151AV
		Dilution Factor: 1		Analysis Time..: 23:38	Analyst ID.....: 400149	
		Instrument ID..: ICPMS		MS Run #.....: 7318162	MDL.....: 0.11	
Chromium	**3.1 J**	**2.0**	**ug/L**	**SW846 6020**	**11/14-11/27/07**	**KAE151AW**
		Dilution Factor: 1		Analysis Time..: 23:38	Analyst ID.....: 400149	
		Instrument ID..: ICPMS		MS Run #.....: 7318162	MDL.....: 0.11	
Copper	**4.1**	**2.0**	**ug/L**	**SW846 6020**	**11/14-11/27/07**	**KAE151AX**
		Dilution Factor: 1		Analysis Time..: 23:38	Analyst ID.....: 400149	
		Instrument ID..: ICPMS		MS Run #.....: 7318162	MDL.....: 0.14	
Nickel	**2.2**	**1.0**	**ug/L**	**SW846 6020**	**11/14-11/27/07**	**KAE151A0**
		Dilution Factor: 1		Analysis Time..: 23:38	Analyst ID.....: 400149	
		Instrument ID..: ICPMS		MS Run #.....: 7318162	MDL.....: 0.073	
Lead	**0.076 B**	**1.0**	**ug/L**	**SW846 6020**	**11/14-11/27/07**	**KAE151A1**
		Dilution Factor: 1		Analysis Time..: 23:38	Analyst ID.....: 400149	
		Instrument ID..: ICPMS		MS Run #.....: 7318162	MDL.....: 0.020	
Antimony	**0.22 B**	**2.0**	**ug/L**	**SW846 6020**	**11/14-11/27/07**	**KAE151A2**
		Dilution Factor: 1		Analysis Time..: 23:38	Analyst ID.....: 400149	
		Instrument ID..: ICPMS		MS Run #.....: 7318162	MDL.....: 0.047	

(Continued on next page)

Tetra Tech NUS, Inc

Client Sample ID: FMC 5

DISSOLVED Metals

Lot-Sample #...: C7K020216-012 Matrix.....: WATER

PARAMETER	RESULT	REPORTING LIMIT	UNITS	METHOD	PREPARATION-ANALYSIS DATE	WORK ORDER #
Selenium	**11.5**	**5.0**	**ug/L**	**SW846 6020**	**11/14-11/27/07**	**KAE151A3**
		Dilution Factor: 1		Analysis Time..: 23:38	Analyst ID.....: 400149	
		Instrument ID..: ICPMS		MS Run #.....: 7318162	MDL.....: 0.21	
Thallium	ND	1.0	ug/L	SW846 6020	11/14-11/27/07	KAE151A4
		Dilution Factor: 1		Analysis Time..: 23:38	Analyst ID.....: 400149	
		Instrument ID..: ICPMS		MS Run #.....: 7318162	MDL.....: 0.018	
Zinc	**7.9**	**5.0**	**ug/L**	**SW846 6020**	**11/14-11/27/07**	**KAE151A5**
		Dilution Factor: 1		Analysis Time..: 23:38	Analyst ID.....: 400149	
		Instrument ID..: ICPMS		MS Run #.....: 7318162	MDL.....: 0.60	
Prep Batch #...: 7320210						
Mercury	ND	0.20	ug/L	SW846 7470A	11/16/07	KAE151AQ
		Dilution Factor: 1		Analysis Time..: 14:17	Analyst ID.....: 400491	
		Instrument ID..: HGHYDRA		MS Run #.....: 7320130	MDL.....: 0.055	

NOTE(S):

J Method blank contamination. The associated method blank contains the target analyte at a reportable level.

B Estimated result. Result is less than RL.

Tetra Tech NUS, Inc

Client Sample ID: FMC 7

DISSOLVED Metals

Lot-Sample #...: C7K020216-013
Date Sampled...: 10/31/07 **Date Received..:** 11/02/07 **Matrix.....:** WATER

PARAMETER	RESULT	REPORTING LIMIT	UNITS	METHOD	PREPARATION-ANALYSIS DATE	WORK ORDER #
Prep Batch #...: 7318307						
Silver	ND	1.0	ug/L	SW846 6020	11/14-11/27/07	KAE191AR
		Dilution Factor: 1		Analysis Time..: 23:42	Analyst ID.....: 400149	
		Instrument ID..: ICPMS		MS Run #.....: 7318162	MDL.....: 0.077	
Arsenic	**3.2**	**1.0**	**ug/L**	**SW846 6020**	**11/14-11/27/07**	**KAE191AT**
		Dilution Factor: 1		Analysis Time..: 23:42	Analyst ID.....: 400149	
		Instrument ID..: ICPMS		MS Run #.....: 7318162	MDL.....: 0.14	
Beryllium	ND	1.0	ug/L	SW846 6020	11/14-11/27/07	KAE191AU
		Dilution Factor: 1		Analysis Time..: 23:42	Analyst ID.....: 400149	
		Instrument ID..: ICPMS		MS Run #.....: 7318162	MDL.....: 0.068	
Cadmium	ND	1.0	ug/L	SW846 6020	11/14-11/27/07	KAE191AV
		Dilution Factor: 1		Analysis Time..: 23:42	Analyst ID.....: 400149	
		Instrument ID..: ICPMS		MS Run #.....: 7318162	MDL.....: 0.11	
Chromium	**3.1 J**	**2.0**	**ug/L**	**SW846 6020**	**11/14-11/27/07**	**KAE191AW**
		Dilution Factor: 1		Analysis Time..: 23:42	Analyst ID.....: 400149	
		Instrument ID..: ICPMS		MS Run #.....: 7318162	MDL.....: 0.11	
Copper	**3.6**	**2.0**	**ug/L**	**SW846 6020**	**11/14-11/27/07**	**KAE191AX**
		Dilution Factor: 1		Analysis Time..: 23:42	Analyst ID.....: 400149	
		Instrument ID..: ICPMS		MS Run #.....: 7318162	MDL.....: 0.14	
Nickel	**1.9**	**1.0**	**ug/L**	**SW846 6020**	**11/14-11/27/07**	**KAE191A0**
		Dilution Factor: 1		Analysis Time..: 23:42	Analyst ID.....: 400149	
		Instrument ID..: ICPMS		MS Run #.....: 7318162	MDL.....: 0.073	
Lead	ND	1.0	ug/L	SW846 6020	11/14-11/27/07	KAE191A1
		Dilution Factor: 1		Analysis Time..: 23:42	Analyst ID.....: 400149	
		Instrument ID..: ICPMS		MS Run #.....: 7318162	MDL.....: 0.020	
Antimony	**0.23 B**	**2.0**	**ug/L**	**SW846 6020**	**11/14-11/27/07**	**KAE191A2**
		Dilution Factor: 1		Analysis Time..: 23:42	Analyst ID.....: 400149	
		Instrument ID..: ICPMS		MS Run #.....: 7318162	MDL.....: 0.047	

(Continued on next page)

Tetra Tech NUS, Inc

Client Sample ID: FMC 7

DISSOLVED Metals

Lot-Sample #...: C7K020216-013 **Matrix.....:** WATER

PARAMETER	RESULT	REPORTING LIMIT	UNITS	METHOD	PREPARATION-ANALYSIS DATE	WORK ORDER #
Selenium	**12.3**	**5.0**	**ug/L**	**SW846 6020**	**11/14-11/27/07**	**KAE191A3**
		Dilution Factor: 1		Analysis Time..: 23:42	Analyst ID.....: 400149	
		Instrument ID..: ICPMS		MS Run #.....: 7318162	MDL.....: 0.21	
Thallium	ND	1.0	ug/L	SW846 6020	11/14-11/27/07	KAE191A4
		Dilution Factor: 1		Analysis Time..: 23:42	Analyst ID.....: 400149	
		Instrument ID..: ICPMS		MS Run #.....: 7318162	MDL.....: 0.018	
Zinc	**8.2**	**5.0**	**ug/L**	**SW846 6020**	**11/14-11/27/07**	**KAE191A5**
		Dilution Factor: 1		Analysis Time..: 23:42	Analyst ID.....: 400149	
		Instrument ID..: ICPMS		MS Run #.....: 7318162	MDL.....: 0.60	
Prep Batch #...: 7320210						
Mercury	ND	0.20	ug/L	SW846 7470A	11/16/07	KAE191AQ
		Dilution Factor: 1		Analysis Time..: 14:19	Analyst ID.....: 400491	
		Instrument ID..: HGHYDRA		MS Run #.....: 7320130	MDL.....: 0.055	

NOTE(S):

J Method blank contamination. The associated method blank contains the target analyte at a reportable level.

B Estimated result. Result is less than RL.

Tetra Tech NUS, Inc

Client Sample ID: FMC 9

DISSOLVED Metals

Lot-Sample #...: C7K020216-002 **Matrix.....:** WATER
Date Sampled...: 10/30/07 **Date Received..:** 11/02/07

PARAMETER	RESULT	REPORTING LIMIT	UNITS	METHOD	PREPARATION-ANALYSIS DATE	WORK ORDER #
Prep Batch #...: 7318307						
Silver	ND	1.0	ug/L	SW846 6020	11/14-11/27/07	KAE051AR
		Dilution Factor: 1		Analysis Time..: 22:43	Analyst ID.....: 400149	
		Instrument ID..: ICPMS		MS Run #.....: 7318162	MDL.....: 0.077	
Arsenic	**3.7**	**1.0**	**ug/L**	**SW846 6020**	**11/14-11/27/07**	**KAE051AT**
		Dilution Factor: 1		Analysis Time..: 22:43	Analyst ID.....: 400149	
		Instrument ID..: ICPMS		MS Run #.....: 7318162	MDL.....: 0.14	
Beryllium	ND	1.0	ug/L	SW846 6020	11/14-11/27/07	KAE051AU
		Dilution Factor: 1		Analysis Time..: 22:43	Analyst ID.....: 400149	
		Instrument ID..: ICPMS		MS Run #.....: 7318162	MDL.....: 0.068	
Cadmium	ND	1.0	ug/L	SW846 6020	11/14-11/27/07	KAE051AV
		Dilution Factor: 1		Analysis Time..: 22:43	Analyst ID.....: 400149	
		Instrument ID..: ICPMS		MS Run #.....: 7318162	MDL.....: 0.11	
Chromium	**2.6 J**	**2.0**	**ug/L**	**SW846 6020**	**11/14-11/27/07**	**KAE051AW**
		Dilution Factor: 1		Analysis Time..: 22:43	Analyst ID.....: 400149	
		Instrument ID..: ICPMS		MS Run #.....: 7318162	MDL.....: 0.11	
Copper	**2.9**	**2.0**	**ug/L**	**SW846 6020**	**11/14-11/27/07**	**KAE051AX**
		Dilution Factor: 1		Analysis Time..: 22:43	Analyst ID.....: 400149	
		Instrument ID..: ICPMS		MS Run #.....: 7318162	MDL.....: 0.14	
Nickel	**2.2**	**1.0**	**ug/L**	**SW846 6020**	**11/14-11/27/07**	**KAE051A0**
		Dilution Factor: 1		Analysis Time..: 22:43	Analyst ID.....: 400149	
		Instrument ID..: ICPMS		MS Run #.....: 7318162	MDL.....: 0.073	
Lead	ND	1.0	ug/L	SW846 6020	11/14-11/27/07	KAE051A1
		Dilution Factor: 1		Analysis Time..: 22:43	Analyst ID.....: 400149	
		Instrument ID..: ICPMS		MS Run #.....: 7318162	MDL.....: 0.020	
Antimony	**0.37 B**	**2.0**	**ug/L**	**SW846 6020**	**11/14-11/27/07**	**KAE051A2**
		Dilution Factor: 1		Analysis Time..: 22:43	Analyst ID.....: 400149	
		Instrument ID..: ICPMS		MS Run #.....: 7318162	MDL.....: 0.047	

(Continued on next page)

Tetra Tech NUS, Inc

Client Sample ID: FMC 9

DISSOLVED Metals

Lot-Sample #...: C7K020216-002 Matrix.....: WATER

PARAMETER	RESULT	REPORTING LIMIT	UNITS	METHOD	PREPARATION-ANALYSIS DATE	WORK ORDER #
Selenium	**12.7**	**5.0**	**ug/L**	**SW846 6020**	**11/14-11/27/07**	**KAE051A3**
		Dilution Factor: 1		Analysis Time..: 22:43	Analyst ID.....: 400149	
		Instrument ID..: ICPMS		MS Run #.....: 7318162	MDL.....: 0.21	
Thallium	**0.12 B**	**1.0**	**ug/L**	**SW846 6020**	**11/14-11/27/07**	**KAE051A4**
		Dilution Factor: 1		Analysis Time..: 22:43	Analyst ID.....: 400149	
		Instrument ID..: ICPMS		MS Run #.....: 7318162	MDL.....: 0.018	
Zinc	**7.5**	**5.0**	**ug/L**	**SW846 6020**	**11/14-11/27/07**	**KAE051A5**
		Dilution Factor: 1		Analysis Time..: 22:43	Analyst ID.....: 400149	
		Instrument ID..: ICPMS		MS Run #.....: 7318162	MDL.....: 0.60	
Prep Batch #...: 7320210						
Mercury	ND	0.20	ug/L	SW846 7470A	11/16/07	KAE051AQ
		Dilution Factor: 1		Analysis Time..: 13:54	Analyst ID.....: 400491	
		Instrument ID..: HGHYDRA		MS Run #.....: 7320130	MDL.....: 0.055	

NOTE(S):

J Method blank contamination. The associated method blank contains the target analyte at a reportable level.

B Estimated result. Result is less than RL.

APPENDIX C
SUPPORT DOCUMENTATION

TestAmerica

THE LEADER IN ENVIRONMENTAL TESTING

ANALYTICAL REPORT

PROJECT NO. MARTIN STATE

Martin State Airport, MD

Lot #: C7K020216

Amy Thomson

Tetra Tech NUS Inc
Foster Plaza 7
661 Anderson Drive
Pittsburgh, PA 15220-2745

TESTAMERICA LABORATORIES, INC.

Veronica Bortot

Veronica Bortot
Project Manager

December 11, 2007

CASE NARRATIVE
TETRA TECH NUS, INC.
Martin State Airport

Lot #: C7K020216

The following report contains the analytical results for samples submitted to TestAmerica Pittsburgh by Tetra Tech NUS, INC. The samples were received November 2, 2007 according to documented sample acceptance procedures.

TestAmerica Pittsburgh utilizes only USEPA approved methods and instrumentation in all analytical work. The samples presented in this report were analyzed for the parameters listed on the method reference page in accordance with the methods indicated.

Sample Receiving:
The lot closed on November 2, 2007.

If project specific QC was not required for samples contained in this report, when batch QC was completed on these samples, anomalous results will be discussed below.

GC/MS Volatiles:
All non-CCC compounds that have >15% RSD were evaluated to see if a better curve could be drawn using a quadratic curve. All compounds <30% RSD will use an average response factor curve if no visible improvement is accomplished using a quadratic curve. A quadratic curve will be used for a compound where it is determined to be the "best-fit" evaluation.

The LCS associated with batch 7312657 had acetone and 1,2-dibromoethane recover high and outside of criteria. All control compounds recovered within limits.

GC/MS Semivolatiles:
All non-CCC compounds that have >15% RSD were evaluated to see if a better curve could be drawn using a quadratic curve. All compounds <30% RSD will use an average response factor curve if no visible improvement is accomplished using a quadratic curve. A quadratic curve will be used for a compound where it is determined to be the "best-fit" evaluation.

The following compounds had the %D > 25% in the calibration verification standard N11210CC; but were within expected performance range for these compounds: 4-Nitrophenol 40.4% and N-Nitrosodimethylamine 32.1%.

The following compound had the %D > 25% in the calibration verification standard N11220CC; but was within expected performance range for this compound: 4-Nitrophenol 27.4%.

GC/MS Semivolatiles cont.:
The following compound had the %D > 25% in the calibration verification standard V11270CC; but was within expected performance range for this compound: 2,4-Nitrophenol 25.7%.

PCBs:
There were no problems associated with the analysis.

Metals:
The method blanks had analytes detected at concentrations between the MDL and the reporting limit. The results were flagged with a "B" qualifier. Any sample associated with a method blank that had the same analyte detected had the result flagged with a "J" qualifier.

METHODS SUMMARY

C7K020216

PARAMETER	ANALYTICAL METHOD	PREPARATION METHOD
ICP-MS (6020)	SW846 6020	SW846 3005A
ICP-MS (6020)	SW846 6020	SW846 3010
Mercury in Liquid Waste (Manual Cold-Vapor)	SW846 7470A	SW846 7470A
PCBs by SW-846 8082	SW846 8082	SW846 3510C
Semivolatile Organics GCMS BNA 8270C	SW846 8270C	
Volatile Organics by GC/MS	SW846 8260B	SW846 5030B/826

References:

SW846 "Test Methods for Evaluating Solid Waste, Physical/Chemical Methods", Third Edition, November 1986 and its updates.

C7K020216

Chain of Custody Record

STL-4124 (0901)

SEVERN TRENT **STL**

Severn Trent Laboratories, Inc.

Client: Tetra Tech WUS	Project Manager: Mike Martin	Date: 10/30/07	Chain of Custody Number: 322457
Address: 20251 Century Blvd Ste 200	Telephone Number (Area Code)/Fax Number: 301 528 3022	Lab Number:	Page 4 of 6
City: Germantown; State: MD; Zip Code: 20874	Site Contact: T Apanauge; Lab Contact: B Hall		
Project Name and Location (State): Martin State Airport MD Frog Mortar creek	Carrier/Waybill Number:		
Contract/Purchase Order/Quote No.: 18001572-1			

Sample I.D. No. and Description (Containers for each sample may be combined on one line)	Date	Time	Matrix: Air	Aqueous	Sed.	Soil	Containers & Preservatives: Unpres.	H2SO4	HNO3	HCl	NaOH	ZnAc/NaOH	Analysis (Attach list if more space is needed): PCBs	H SVOCs	LL VOCs	Total Metal	Dissolved Metal	Special Instructions/ Conditions of Receipt
CMS ~~FCM 9~~ FMC 9	10/30/07			X			X						X					
~~FCM 9~~ FMC 9							X							X				
~~FCM 9~~ FMC 9										X					X			
~~FCM 9~~ FMC 9									X							X		
~~FCM 9~~ FMC 9									X								X	
~~FCM 10~~ FMC 10							X						X					
~~FCM 10~~ FMC 10							X							X				
~~FCM 10~~ FMC 10										X					X			
~~FCM 10~~ FMC 10									X							X		
CMS ~~FCM 10~~ FMC 10									X								X	

Possible Hazard Identification: ☐ Non-Hazard ☐ Flammable ☐ Skin Irritant ☐ Poison B ☒ Unknown

Sample Disposal: ☐ Return To Client ☒ Disposal By Lab ☐ Archive For _____ Months (A fee may be assessed if samples are retained longer than 1 month)

Turn Around Time Required: ☐ 24 Hours ☐ 48 Hours ☐ 7 Days ☒ 14 Days ☐ 21 Days ☐ Other _____

QC Requirements (Specify)

	Date	Time		Date	Time
1. Relinquished By: [signature]	11-1-07	1550	1. Received By: [signature]	11-01-07	1600
2. Relinquished By: [signature]	11-1-07	18:30	2. Received By: V Bortot	11/2/07	09:20
3. Relinquished By:			3. Received By:		

Comments

DISTRIBUTION: WHITE - Returned to Client with Report; CANARY - Stays with the Sample; PINK - Field Copy

C7K020216

Chain of Custody Record

STL-4124 (0901)

STL
Severn Trent Laboratories, Inc.

Client	Tetra Tech Nus
Address	20251 Century Blvd Ste 200
City	Germantown
State	MD
Zip Code	20874
Project Name and Location (State)	Martin State Airport MD Frog Mortar Creek
Contract/Purchase Order/Quote No.	1800 1572-1
Project Manager	Mike Martin
Telephone Number (Area Code)/Fax Number	301 528 3022
Site Contact	T Apanavage
Lab Contact	B Hall
Carrier/Waybill Number	
Date	10/31/07
Lab Number	
Chain of Custody Number	322461
Page	2 of 2

Sample I.D. No. and Description (Containers for each sample may be combined on one line)	Date	Time	Matrix: Air	Matrix: Aqueous	Matrix: Sed.	Matrix: Soil	Containers & Preservatives: Unpres.	H2SO4	HNO3	HCl	NaOH	ZnAc/NaOH	Analysis (Attach list if more space is needed): SVOC PCB Metal	Volatiles	Perchlorate	Organotin	PCBs	LL SVOCs	LL VOCs	Total Metal	Dissolved Metal	Special Instructions/ Conditions of Receipt
FMC 23	10/31/07				X		X						X	X	X	X						
FMC 3	" "				X		X						X	X	X	X						
FMC ~~8~~ 3	" "			X			X		X	X							X	X	X	X	X	
FMC 4	" "				X		X						X	X	X	X						
FMC 5	" "				X		X						X	X	X	X						
FMC 5	" "			X			X		X	X							X	X	X	X	X	
FMC 6	" "				X		X						X	X	X	X						
FMC 7	" "				X		X						X	X	X	X						
FMC 7	" "			X			X		X	X							X	X	X	X	X	
FMC 8	" "				X		X						X	X	X	X						

Possible Hazard Identification
☐ Non-Hazard ☐ Flammable ☐ Skin Irritant ☐ Poison B ☒ Unknown

Sample Disposal
☐ Return To Client ☒ Disposal By Lab ☐ Archive For _____ Months (A fee may be assessed if samples are retained longer than 1 month)

Turn Around Time Required
☐ 24 Hours ☐ 48 Hours ☐ 7 Days ☒ 14 Days ☐ 21 Days ☐ Other _____

QC Requirements (Specify)

	Date	Time
1. Relinquished By [signature]	11-01-07	1550
2. Relinquished By [signature]	11-1-07	[illegible]
3. Relinquished By		

	Date	Time
1. Received By [signature]	11-01-07	1600
2. Received By [signature]	11/2/07	9:20
3. Received By		

Comments

DISTRIBUTION: WHITE - Returned to Client with Report; CANARY - Stays with the Sample; PINK - Field Copy

(1 - 356)

C7K020216

Chain of Custody Record

STL

Severn Trent Laboratories, Inc.

STL-4124 (0901)

Client: Tetra Tech NUS	Project Manager: Mike Martin	Date: 11/1/07	Chain of Custody Number: 322462
Address: 20251 Century Blvd Ste 200	Telephone Number (Area Code)/Fax Number: 301 528 3022	Lab Number:	Page 1 of 1
City: Germantown / State: MD / Zip Code: 20874	Site Contact: T Agnewwage	Lab Contact: B Hall	
Project Name and Location (State): Martin State Airport MD Trog Mortar Creek	Carrier/Waybill Number:		
Contract/Purchase Order/Quote No.: 1800157Z-1			

Sample I.D. No. and Description (Containers for each sample may be combined on one line)	Date	Time	Matrix: Air	Aqueous	Sed.	Soil	Containers & Preservatives: Unpres.	H2SO4	HNO3	HCl	NaOH	ZnAc/ NaOH	Analysis: Sucr228 Metal	Volatiles	Perchlorate	Organotin	PCBs	LL SVOCs	LL VOCs	Total Metals	Dissolved Metals	Special Instructions/ Conditions of Receipt
FMC 25	11/1/07				X		X						X	X	X	X						
FMC 25	"			X			X		X	X							X	X	X	X	X	
FMC 26	"				X		X						X	X	X	X						
FMC 26	"			X			X		X	X							X	X	X	X	X	

Possible Hazard Identification

☐ Non-Hazard ☐ Flammable ☐ Skin Irritant ☐ Poison B ☑ Unknown

Sample Disposal

☐ Return To Client ☑ Disposal By Lab ☐ Archive For _____ Months (A fee may be assessed if samples are retained longer than 1 month)

Turn Around Time Required

☐ 24 Hours ☐ 48 Hours ☐ 7 Days ☒ 14 Days ☐ 21 Days ☐ Other _____

QC Requirements (Specify)

1. Relinquished By: Rick Samuels	Date: 11-01-07	Time: 1550	1. Received By: [signature]	Date: 11-1-07	Time: 1600
2. Relinquished By: [signature]	Date: 11-1-07	Time: 19:30	2. Received By: [signature]	Date: 11/2/07	Time: 920
3. Relinquished By:	Date:	Time:	3. Received By:	Date:	Time:

Comments

DISTRIBUTION: WHITE - Returned to Client with Report; CANARY - Stays with the Sample; PINK - Field Copy

7

(1 - 356)

C7K020216

Chain of Custody Record

STL-4124 (0901)

STL
Severn Trent Laboratories, Inc.

Client	Tetra Tech NUS
Address	20251 Century Blvd Ste 200
City	Germantown
State	MD
Zip Code	20874
Project Name and Location (State)	Martin State Airport MD Troy Mortar Creek
Contract/Purchase Order/Quote No.	18001572-1
Project Manager	Mike Martin
Telephone Number (Area Code)/Fax Number	301 528 3022
Site Contact	T Apanavage
Lab Contact	B Hall
Carrier/Waybill Number	
Date	10/30/07
Lab Number	
Chain of Custody Number	322456
Page	3 of 6

Analysis (Attach list if more space is needed)

Sample I.D. No. and Description (Containers for each sample may be combined on one line)	Date	Time	Matrix: Air	Aqueous	Sed.	Soil	Containers & Preservatives: Unpres.	H2SO4	HNO3	HCl	NaOH	ZnAc/NaOH	Svoc Metal PCB	Volatiles	Perchlorate	Organotin	PCBs	LL SVOCs	LL VOCs	Total Metal	Dissolved Metal	Special Instructions/ Conditions of Receipt
GMS ~~FCM 14~~ FMC 14	10/30/07				X								X									4-4oz jar
~~FCM 14~~ FMC 14														X								
~~FCM 14~~ FMC 14															X							
GMS ~~FCM 14~~ FMC 14					X											X						
GMS ~~FCM 24~~ FMC 24				X			X										X					
~~FCM 24~~ FMC 24							X											X				
~~FCM 24~~ FMC 24										X									X			
~~FCM 24~~ FMC 24									X											X		
GMS ~~FCM 24~~ FMC 24									X												X	

Possible Hazard Identification
☐ Non-Hazard ☐ Flammable ☐ Skin Irritant ☐ Poison B ☒ Unknown

Sample Disposal
☐ Return To Client ☒ Disposal By Lab ☐ Archive For ____ Months (A fee may be assessed if samples are retained longer than 1 month)

Turn Around Time Required
☐ 24 Hours ☐ 48 Hours ☐ 7 Days ☒ 14 Days ☐ 21 Days ☐ Other ____

QC Requirements (Specify)

	Date	Time		Date	Time
1. Relinquished By: Rick Samuels	11-01-07	1550	1. Received By: [signature]	11-01-07	1600
2. Relinquished By	11-1-07	18:30	2. Received By: V Bartot	11/2/07	9:20
3. Relinquished By			3. Received By		

Comments

DISTRIBUTION: WHITE - Returned to Client with Report; CANARY - Stays with the Sample; PINK - Field Copy

(1 - 356)

C7K020216

Chain of Custody Record

SEVERN TRENT **STL**

Severn Trent Laboratories, Inc.

STL-4124 (0901)

Client: Tetra Tech NUS	Project Manager: Mike Martin	Date: 10/31/07	Chain of Custody Number: 322460
Address: 20251 Century Blvd Ste 200	Telephone Number (Area Code)/Fax Number: 301 528 3022	Lab Number:	Page 1 of 2
City: Germantown; State: MD; Zip Code: 20874	Site Contact: Advantage	Lab Contact: B Hall	
Project Name and Location (State): Martin State Airport MD Frog Marker K	Carrier/Waybill Number:		
Contract/Purchase Order/Quote No.: 1800L572-1			

Sample I.D. No. and Description (Containers for each sample may be combined on one line)	Date	Time	Matrix: Air	Aqueous	Sed.	Soil	Containers & Preservatives: Unpres.	H2SO4	HNO3	HCl	NaOH	ZnAc/NaOH	Analysis: SVOC PCB Metals	Volatiles	Perchlorate	Organotin	PCBs	LL SVOCs	LL VOCs	Total Metals	Dissolved Metals	Special Instructions/ Conditions of Receipt
FMC 15	10/31/07				X		X						X	X	X	X						
FMC 16	10/31/07				X		X						X	X	X	X						
FMC 16			X				X		X	X							X	X	X	X	X	
FMC 17					X		X						X	X	X	X						
FMC 18					X								X	X	X	X						
FMC 18			X				X		X	X							X	X	X	X	X	
FMC 19					X								X	X	X	X						
FMC 20					X		X						X	X	X	X						
FMC 20			X				X		X	X							X	X	X	X	X	
FMC 21					X		X						X	X	X	X						
FMC 22					X		X						X	X	X	X						
FMC 22			X				X		X	X							X	X	X	X	X	

Possible Hazard Identification

☐ Non-Hazard ☐ Flammable ☐ Skin Irritant ☐ Poison B ☒ Unknown

Sample Disposal

☐ Return To Client ☒ Disposal By Lab ☐ Archive For _____ Months (A fee may be assessed if samples are retained longer than 1 month)

Turn Around Time Required

☐ 24 Hours ☐ 48 Hours ☐ 7 Days ☒ 14 Days ☐ 21 Days ☐ Other _____

QC Requirements (Specify)

1. Relinquished By	Date	Time	1. Received By	Date	Time
	11-01-07	1550		11-01-07	1600
2. Relinquished By	Date	Time	2. Received By	Date	Time
	11-1-07	18:30		11/2/07	9:20
3. Relinquished By	Date	Time	3. Received By	Date	Time

Comments

DISTRIBUTION: WHITE - Returned to Client with Report; CANARY - Stays with the Sample; PINK - Field Copy

8

(1 - 356)

CZK020216

Chain of Custody Record

STL-4124 (0901)

STL
Severn Trent Laboratories, Inc.

Client: Tetra Tech WDS	Project Manager: Mike Martin	Date: 10/30/07	Chain of Custody Number: 322458
Address: 20251 Century Blvd Ste 200	Telephone Number (Area Code)/Fax Number: 301 528 3022	Lab Number:	Page 5 of 6
City: Germantown	State: MD Zip Code: 20874	Site Contact: T Manange	Lab Contact: B Hall
Project Name and Location (State): Martin St Detroit MD Fog Monitor Ck	Carrier/Waybill Number:		
Contract/Purchase Order/Quote No.: 1800157 2-1			

Sample I.D. No. and Description (Containers for each sample may be combined on one line)	Date	Time	Matrix: Air	Aqueous	Sed.	Soil	Containers & Preservatives: Unpres.	H2SO4	HNO3	HCl	NaOH	ZnAc/ NaOH	Analysis: PCBs	LL SVOCs	LL VOCs	Total Metals	Dissolved Metals	Special Instructions/ Conditions of Receipt
GW FCM 11 FMC 11	10/30/07			X			X						X		X	X	X	
~~FCM 11~~ FMC 11							X							X				
~~FCM 11~~ FMC 11										X					X			
~~FCM 11~~ FMC 11									X							X		
~~FCM 11~~ FMC 11									X							X		
~~FCM 12~~ FMC 12							X						X					
~~FCM 12~~ FMC 12							X							X				
GW ~~FCM~~ FMC 12										X					X			
FMC 12									X							X		
FMC 12									X							X		

Possible Hazard Identification
☐ Non-Hazard ☐ Flammable ☐ Skin Irritant ☐ Poison B ☒ Unknown

Sample Disposal
☐ Return To Client ☒ Disposal By Lab ☐ Archive For _____ Months (A fee may be assessed if samples are retained longer than 1 month)

Turn Around Time Required
☐ 24 Hours ☐ 48 Hours ☐ 7 Days ☒ 14 Days ☐ 21 Days ☐ Other _____

QC Requirements (Specify)

1. Relinquished By: Kurt Samuel	Date: 11-01-07	Time: 1550	1. Received By:	Date: 11-01-07	Time: 1600
2. Relinquished By:	Date: 11-1-07	Time: 18:30	2. Received By: V Bantot	Date: 11/2/07	Time: 09:20
3. Relinquished By:	Date:	Time:	3. Received By:	Date:	Time:

Comments

DISTRIBUTION: WHITE - Returned to Client with Report; CANARY - Stays with the Sample; PINK - Field Copy

14

(1 - 356)

C7K020216

Chain of Custody Record

STL-4124 (0901)

STL
Severn Trent Laboratories, Inc.

Client: TetraTech NUS	Project Manager: Mike Martin	Date: 10/30/07	Chain of Custody Number: 322459
Address: 20251 Century Blvd Ste 200	Telephone Number (Area Code)/Fax Number: 301 528 3022	Lab Number:	Page 6 of 6
City: Germantown; State: MD; Zip Code: 20874	Site Contact: T Apanavage; Lab Contact: B Hall		
Project Name and Location (State): Martin State Airport MD Troy Mortar Ck	Carrier/Waybill Number:		
Contract/Purchase Order/Quote No.: 18001572-1			

Sample I.D. No. and Description (Containers for each sample may be combined on one line)	Date	Time	Matrix: Air	Aqueous	Sed.	Soil	Containers & Preservatives: Unpres.	H2SO4	HNO3	HCl	NaOH	ZnAc/NaOH	Analysis (Attach list if more space is needed): PCBs	1,6 SVOCs	1,6 VOCs	Total Metals	Dissolved Metals	Special Instructions/ Conditions of Receipt
FMC 13	10/30/07			X			X						X					
FMC 13	↓			↓			X							X				
FMC 13	↓			↓						X					X			
FMC 13	↓			↓					X							X		
FMC 13	↓			↓					X							X		

Possible Hazard Identification: ☐ Non-Hazard ☐ Flammable ☐ Skin Irritant ☐ Poison B ☒ Unknown

Sample Disposal: ☐ Return To Client ☒ Disposal By Lab ☐ Archive For ____ Months (A fee may be assessed if samples are retained longer than 1 month)

Turn Around Time Required: ☐ 24 Hours ☐ 48 Hours ☐ 7 Days ☒ 14 Days ☐ 21 Days ☐ Other ____

QC Requirements (Specify)

	Date	Time		Date	Time
1. Relinquished By: [signature]	11-01-07	1550	1. Received By: [signature]	11-01-07	1600
2. Relinquished By: [signature]	11-1-07	18:30	2. Received By: [signature]	11/2/07	09:20
3. Relinquished By:			3. Received By:		

Comments

DISTRIBUTION: WHITE - Returned to Client with Report; CANARY - Stays with the Sample; PINK - Field Copy

(1 - 356)

HOLDTIME

SDG C7K020216

SORT	UNITS	NSAMPLE	LAB_ID	QC_TYPE	SAMP_DATE	EXTR_DATE	ANAL_DATE	SMP_EXTR	EXTR_ANL	SMP_ANL
HG	UG/L	FMC 7	C7K020216013	NM	10/31/2007	11/14/2007	11/14/2007	14	0	14
HG	UG/L	FMC 9	C7K020216002	NM	10/30/2007	11/14/2007	11/14/2007	15	0	15
HG	UG/L	FMC 5	C7K020216012	NM	10/31/2007	11/14/2007	11/14/2007	14	0	14
HG	UG/L	FMC 3	C7K020216011	NM	10/31/2007	11/14/2007	11/14/2007	14	0	14
HG	UG/L	FMC 26	C7K020216015	NM	11/1/2007	11/14/2007	11/14/2007	13	0	13
HG	UG/L	FMC 25	C7K020216014	NM	11/1/2007	11/14/2007	11/14/2007	13	0	13
HG	UG/L	FMC 24	C7K020216001	NM	10/30/2007	11/14/2007	11/14/2007	15	0	15
HG	UG/L	FMC 20	C7K020216009	NM	10/31/2007	11/14/2007	11/14/2007	14	0	14
HG	UG/L	FMC 18	C7K020216008	NM	10/31/2007	11/14/2007	11/14/2007	14	0	14
HG	UG/L	FMC 16	C7K020216007	NM	10/31/2007	11/14/2007	11/14/2007	14	0	14
HG	UG/L	FMC 13	C7K020216006	NM	10/30/2007	11/14/2007	11/14/2007	15	0	15
HG	UG/L	FMC 12	C7K020216005	NM	10/30/2007	11/14/2007	11/14/2007	15	0	15
HG	UG/L	FMC 11	C7K020216004	NM	10/30/2007	11/14/2007	11/14/2007	15	0	15
HG	UG/L	FMC 22	C7K020216010	NM	10/31/2007	11/14/2007	11/14/2007	14	0	14
HG	UG/L	FMC 10	C7K020216003	NM	10/30/2007	11/14/2007	11/14/2007	15	0	15

SORT	UNITS	NSAMPLE	LAB_ID	QC_TYPE	SAMP_DATE	EXTR_DATE	ANAL_DATE	SMP_EXTR	EXTR_ANL	SMP_ANL
M	UG/L	FMC 7	C7K020216013	NM	10/31/2007	11/14/2007	11/27/2007	14	13	27
M	UG/L	FMC 11	C7K020216004	NM	10/30/2007	11/14/2007	11/27/2007	15	13	28
M	UG/L	FMC 12	C7K020216005	NM	10/30/2007	11/14/2007	11/27/2007	15	13	28
M	UG/L	FMC 13	C7K020216006	NM	10/30/2007	11/14/2007	11/27/2007	15	13	28
M	UG/L	FMC 16	C7K020216007	NM	10/31/2007	11/14/2007	11/27/2007	14	13	27
M	UG/L	FMC 18	C7K020216008	NM	10/31/2007	11/14/2007	11/27/2007	14	13	27
M	UG/L	FMC 20	C7K020216009	NM	10/31/2007	11/14/2007	11/27/2007	14	13	27
M	UG/L	FMC 24	C7K020216001	NM	10/30/2007	11/14/2007	11/27/2007	15	13	28
M	UG/L	FMC 26	C7K020216015	NM	11/1/2007	11/14/2007	11/27/2007	13	13	26
M	UG/L	FMC 5	C7K020216012	NM	10/31/2007	11/14/2007	11/27/2007	14	13	27
M	UG/L	FMC 9	C7K020216002	NM	10/30/2007	11/14/2007	11/27/2007	15	13	28
M	UG/L	FMC 10	C7K020216003	NM	10/30/2007	11/14/2007	11/27/2007	15	13	28
M	UG/L	FMC 22	C7K020216010	NM	10/31/2007	11/14/2007	11/27/2007	14	13	27
M	UG/L	FMC 3	C7K020216011	NM	10/31/2007	11/14/2007	11/27/2007	14	13	27
M	UG/L	FMC 25	C7K020216014	NM	11/1/2007	11/14/2007	11/27/2007	13	13	26
HGF	UG/L	FMC 18	C7K020216008	NM	10/31/2007	11/16/2007	11/16/2007	16	0	16
HGF	UG/L	FMC 11	C7K020216004	NM	10/30/2007	11/16/2007	11/16/2007	17	0	17
HGF	UG/L	FMC 12	C7K020216005	NM	10/30/2007	11/16/2007	11/16/2007	17	0	17

SORT	UNITS	NSAMPLE	LAB_ID	QC_TYPE	SAMP_DATE	EXTR_DATE	ANAL_DATE	SMP_EXTR	EXTR_ANL	SMP_ANL
HGF	UG/L	FMC 13	C7K020216006	NM	10/30/2007	11/16/2007	11/16/2007	17	0	17
HGF	UG/L	FMC 9	C7K020216002	NM	10/30/2007	11/16/2007	11/16/2007	17	0	17
HGF	UG/L	FMC 16	C7K020216007	NM	10/31/2007	11/16/2007	11/16/2007	16	0	16
HGF	UG/L	FMC 20	C7K020216009	NM	10/31/2007	11/16/2007	11/16/2007	16	0	16
HGF	UG/L	FMC 10	C7K020216003	NM	10/30/2007	11/16/2007	11/16/2007	17	0	17
HGF	UG/L	FMC 22	C7K020216010	NM	10/31/2007	11/16/2007	11/16/2007	16	0	16
HGF	UG/L	FMC 24	C7K020216001	NM	10/30/2007	11/16/2007	11/16/2007	17	0	17
HGF	UG/L	FMC 25	C7K020216014	NM	11/1/2007	11/16/2007	11/16/2007	15	0	15
HGF	UG/L	FMC 26	C7K020216015	NM	11/1/2007	11/16/2007	11/16/2007	15	0	15
HGF	UG/L	FMC 3	C7K020216011	NM	10/31/2007	11/16/2007	11/16/2007	16	0	16
HGF	UG/L	FMC 5	C7K020216012	NM	10/31/2007	11/16/2007	11/16/2007	16	0	16
HGF	UG/L	FMC 7	C7K020216013	NM	10/31/2007	11/16/2007	11/16/2007	16	0	16
MF	UG/L	FMC 22	C7K020216010	NM	10/31/2007	11/14/2007	11/27/2007	14	13	27
MF	UG/L	FMC 7	C7K020216013	NM	10/31/2007	11/14/2007	11/27/2007	14	13	27
MF	UG/L	FMC 5	C7K020216012	NM	10/31/2007	11/14/2007	11/27/2007	14	13	27
MF	UG/L	FMC 3	C7K020216011	NM	10/31/2007	11/14/2007	11/27/2007	14	13	27
MF	UG/L	FMC 26	C7K020216015	NM	11/1/2007	11/14/2007	11/27/2007	13	13	26
MF	UG/L	FMC 24	C7K020216001	NM	10/30/2007	11/14/2007	11/27/2007	15	13	28

SORT	UNITS	NSAMPLE	LAB_ID	QC_TYPE	SAMP_DATE	EXTR_DATE	ANAL_DATE	SMP_EXTR	EXTR_ANL	SMP_ANL
MF	UG/L	FMC 9	C7K020216002	NM	10/30/2007	11/14/2007	11/27/2007	15	13	28
MF	UG/L	FMC 18	C7K020216008	NM	10/31/2007	11/14/2007	11/27/2007	14	13	27
MF	UG/L	FMC 16	C7K020216007	NM	10/31/2007	11/14/2007	11/27/2007	14	13	27
MF	UG/L	FMC 13	C7K020216006	NM	10/30/2007	11/14/2007	11/27/2007	15	13	28
MF	UG/L	FMC 12	C7K020216005	NM	10/30/2007	11/14/2007	11/27/2007	15	13	28
MF	UG/L	FMC 11	C7K020216004	NM	10/30/2007	11/14/2007	11/27/2007	15	13	28
MF	UG/L	FMC 10	C7K020216003	NM	10/30/2007	11/14/2007	11/27/2007	15	13	28
MF	UG/L	FMC 25	C7K020216014	NM	11/1/2007	11/14/2007	11/27/2007	13	13	26
MF	UG/L	FMC 20	C7K020216009	NM	10/31/2007	11/14/2007	11/27/2007	14	13	27
OS	%	FMC 9DL	C7K020216002	NM	10/30/2007	11/6/2007	11/24/2007	7	18	25
OS	%	FMC 25DL	C7K020216014	NM	11/1/2007	11/7/2007	11/22/2007	6	15	21
OS	%	FMC 26DL	C7K020216015	NM	11/1/2007	11/8/2007	11/27/2007	7	19	26
OS	%	FMC 3DL	C7K020216011	NM	10/31/2007	11/7/2007	11/22/2007	7	15	22
OS	%	FMC 24DL	C7K020216001	NM	10/30/2007	11/6/2007	11/24/2007	7	18	25
OS	%	FMC 7DL	C7K020216013	NM	10/31/2007	11/7/2007	11/22/2007	7	15	22
OS	%	FMC 13DL	C7K020216006	NM	10/30/2007	11/6/2007	11/24/2007	7	18	25
OS	%	FMC 5DL	C7K020216012	NM	10/31/2007	11/7/2007	11/22/2007	7	15	22
OS	%	FMC 22DL	C7K020216010	NM	10/31/2007	11/7/2007	11/22/2007	7	15	22

SAMPLE SUMMARY

C7K020216

WO #	SAMPLE#	CLIENT SAMPLE ID	SAMPLED DATE	SAMP TIME
KAEX3	001	FMC 24	10/30/07	13:35
KAE05	002	FMC 9	10/30/07	15:05
KAE07	003	FMC 10	10/30/07	14:35
KAE1A	004	FMC 11	10/30/07	14:11
KAE1D	005	FMC 12	10/30/07	16:15
KAE1F	006	FMC 13	10/30/07	16:45
KAE1J	007	FMC 16	10/31/07	09:55
KAE1K	008	FMC 18	10/31/07	10:35
KAE1P	009	FMC 20	10/31/07	11:00
KAE1R	010	FMC 22	10/31/07	13:35
KAE10	011	FMC 3	10/31/07	14:25
KAE15	012	FMC 5	10/31/07	15:10
KAE19	013	FMC 7	10/31/07	16:00
KAE2E	014	FMC 25	11/01/07	12:20
KAE2J	015	FMC 26	11/01/07	21:50
KAE2L	016	TripBlank#1	10/30/07	
KAE21	017	TripBlank#2	10/30/07	

NOTE(S):

- The analytical results of the samples listed above are presented on the following pages.
- All calculations are performed before rounding to avoid round-off errors in calculated results.
- Results noted as "ND" were not detected at or above the stated limit.
- This report must not be reproduced, except in full, without the written approval of the laboratory.
- Results for the following parameters are never reported on a dry weight basis: color, corrosivity, density, flashpoint, ignitability, layers, odor, paint filter test, pH, porosity pressure, reactivity, redox potential, specific gravity, spot tests, solids, solubility, temperature, viscosity, and weight.

Test America Pittsburgh

- 2a -

INITIAL AND CONTINUING CALIBRATION VERIFICATION

Client: TETRA TECH

SDG No.: C7K020216

Initial Calibration Source:

Instrument: ICPMS

Continuing Calibration Source: Inorganic Ventures

Sample ID	Analyte	Result ug/L	True Value ug/L	% Recovery	Acceptance Window (%R)	M	Analysis Date	Analysis Time	Run Number
ICV1			**ICV1 MET6089-07**						
	Antimony	82.50	80.0	103.1	90.0 - 110.0	MS	11/27/2007	15:03	X71127A, gene
	Arsenic	80.00	80.0	100.0	90.0 - 110.0	MS	11/27/2007	15:03	X71127A, gene
	Beryllium	81.03	80.0	101.3	90.0 - 110.0	MS	11/27/2007	15:03	X71127A, gene
	Cadmium	82.54	80.0	103.2	90.0 - 110.0	MS	11/27/2007	15:03	X71127A, gene
	Chromium	80.65	80.0	100.8	90.0 - 110.0	MS	11/27/2007	15:03	X71127A, gene
	Copper	81.32	80.0	101.6	90.0 - 110.0	MS	11/27/2007	15:03	X71127A, gene
	Lead	78.33	80.0	97.9	90.0 - 110.0	MS	11/27/2007	15:03	X71127A, gene
	Nickel	81.77	80.0	102.2	90.0 - 110.0	MS	11/27/2007	15:03	X71127A, gene
	Selenium	80.99	80.0	101.2	90.0 - 110.0	MS	11/27/2007	15:03	X71127A, gene
	Silver	81.88	80.0	102.4	90.0 - 110.0	MS	11/27/2007	15:03	X71127A, gene
	Thallium	78.41	80.0	98.0	90.0 - 110.0	MS	11/27/2007	15:03	X71127A, gene
	Zinc	83.09	80.0	103.9	90.0 - 110.0	MS	11/27/2007	15:03	X71127A, gene
CCV1			**CCV1-1 MET6093-07**						
	Antimony	99.67	100.0	99.7	90.0 - 110.0	MS	11/27/2007	15:24	X71127A, gene
	Arsenic	98.58	100.0	98.6	90.0 - 110.0	MS	11/27/2007	15:24	X71127A, gene
	Beryllium	98.37	100.0	98.4	90.0 - 110.0	MS	11/27/2007	15:24	X71127A, gene
	Cadmium	100.54	100.0	100.5	90.0 - 110.0	MS	11/27/2007	15:24	X71127A, gene
	Chromium	98.73	100.0	98.7	90.0 - 110.0	MS	11/27/2007	15:24	X71127A, gene
	Copper	99.28	100.0	99.3	90.0 - 110.0	MS	11/27/2007	15:24	X71127A, gene
	Lead	100.63	100.0	100.6	90.0 - 110.0	MS	11/27/2007	15:24	X71127A, gene
	Nickel	98.75	100.0	98.8	90.0 - 110.0	MS	11/27/2007	15:24	X71127A, gene
	Selenium	98.04	100.0	98.0	90.0 - 110.0	MS	11/27/2007	15:24	X71127A, gene
	Silver	98.07	100.0	98.1	90.0 - 110.0	MS	11/27/2007	15:24	X71127A, gene
	Thallium	100.23	100.0	100.2	90.0 - 110.0	MS	11/27/2007	15:24	X71127A, gene
	Zinc	107.27	100.0	107.3	90.0 - 110.0	MS	11/27/2007	15:24	X71127A, gene

Test America Pittsburgh

- 2a -

INITIAL AND CONTINUING CALIBRATION VERIFICATION

Client: TETRA TECH

SDG No.: C7K020216

Initial Calibration Source:

Instrument: ICPMS

Continuing Calibration Source: Inorganic Ventures

Sample ID	Analyte	Result ug/L	True Value ug/L	% Recovery	Acceptance Window (%R)	M	Analysis Date	Analysis Time	Run Number
CCV2			CCV1-2						
	Antimony	99.59	100.0	99.6	90.0 - 110.0	MS	11/27/2007	16:22	X71127A, gene
	Arsenic	99.12	100.0	99.1	90.0 - 110.0	MS	11/27/2007	16:22	X71127A, gene
	Beryllium	95.92	100.0	95.9	90.0 - 110.0	MS	11/27/2007	16:22	X71127A, gene
	Cadmium	102.43	100.0	102.4	90.0 - 110.0	MS	11/27/2007	16:22	X71127A, gene
	Chromium	98.57	100.0	98.6	90.0 - 110.0	MS	11/27/2007	16:22	X71127A, gene
	Copper	100.71	100.0	100.7	90.0 - 110.0	MS	11/27/2007	16:22	X71127A, gene
	Lead	99.10	100.0	99.1	90.0 - 110.0	MS	11/27/2007	16:22	X71127A, gene
	Nickel	99.66	100.0	99.7	90.0 - 110.0	MS	11/27/2007	16:22	X71127A, gene
	Selenium	97.69	100.0	97.7	90.0 - 110.0	MS	11/27/2007	16:22	X71127A, gene
	Silver	101.77	100.0	101.8	90.0 - 110.0	MS	11/27/2007	16:22	X71127A, gene
	Thallium	98.97	100.0	99.0	90.0 - 110.0	MS	11/27/2007	16:22	X71127A, gene
	Zinc	107.97	100.0	108.0	90.0 - 110.0	MS	11/27/2007	16:22	X71127A, gene
CCV3			CCV1-3						
	Antimony	98.86	100.0	98.9	90.0 - 110.0	MS	11/27/2007	17:17	X71127A, gene
	Arsenic	97.04	100.0	97.0	90.0 - 110.0	MS	11/27/2007	17:17	X71127A, gene
	Beryllium	96.83	100.0	96.8	90.0 - 110.0	MS	11/27/2007	17:17	X71127A, gene
	Cadmium	101.37	100.0	101.4	90.0 - 110.0	MS	11/27/2007	17:17	X71127A, gene
	Chromium	98.94	100.0	98.9	90.0 - 110.0	MS	11/27/2007	17:17	X71127A, gene
	Copper	99.57	100.0	99.6	90.0 - 110.0	MS	11/27/2007	17:17	X71127A, gene
	Lead	99.05	100.0	99.0	90.0 - 110.0	MS	11/27/2007	17:17	X71127A, gene
	Nickel	99.33	100.0	99.3	90.0 - 110.0	MS	11/27/2007	17:17	X71127A, gene
	Selenium	97.03	100.0	97.0	90.0 - 110.0	MS	11/27/2007	17:17	X71127A, gene
	Silver	101.50	100.0	101.5	90.0 - 110.0	MS	11/27/2007	17:17	X71127A, gene
	Thallium	98.56	100.0	98.6	90.0 - 110.0	MS	11/27/2007	17:17	X71127A, gene
	Zinc	106.87	100.0	106.9	90.0 - 110.0	MS	11/27/2007	17:17	X71127A, gene

Test America Pittsburgh

- 2a -

INITIAL AND CONTINUING CALIBRATION VERIFICATION

Client: TETRA TECH

SDG No.: C7K020216

Initial Calibration Source:

Instrument: ICPMS

Continuing Calibration Source: Inorganic Ventures

Sample ID	Analyte	Result ug/L	True Value ug/L	% Recovery	Acceptance Window (%R)	M	Analysis Date	Analysis Time	Run Number
CCV4			CCV1-4						
	Antimony	99.82	100.0	99.8	90.0 - 110.0	MS	11/27/2007	18:13	X71127A, gene
	Arsenic	101.90	100.0	101.9	90.0 - 110.0	MS	11/27/2007	18:13	X71127A, gene
	Beryllium	98.77	100.0	98.8	90.0 - 110.0	MS	11/27/2007	18:13	X71127A, gene
	Cadmium	102.40	100.0	102.4	90.0 - 110.0	MS	11/27/2007	18:13	X71127A, gene
	Chromium	101.27	100.0	101.3	90.0 - 110.0	MS	11/27/2007	18:13	X71127A, gene
	Copper	102.67	100.0	102.7	90.0 - 110.0	MS	11/27/2007	18:13	X71127A, gene
	Lead	99.23	100.0	99.2	90.0 - 110.0	MS	11/27/2007	18:13	X71127A, gene
	Nickel	101.83	100.0	101.8	90.0 - 110.0	MS	11/27/2007	18:13	X71127A, gene
	Selenium	101.18	100.0	101.2	90.0 - 110.0	MS	11/27/2007	18:13	X71127A, gene
	Silver	101.10	100.0	101.1	90.0 - 110.0	MS	11/27/2007	18:13	X71127A, gene
	Thallium	98.98	100.0	99.0	90.0 - 110.0	MS	11/27/2007	18:13	X71127A, gene
	Zinc	108.33	100.0	108.3	90.0 - 110.0	MS	11/27/2007	18:13	X71127A, gene
CCV5			CCV1-5						
	Antimony	98.97	100.0	99.0	90.0 - 110.0	MS	11/27/2007	19:08	X71127A, gene
	Arsenic	102.67	100.0	102.7	90.0 - 110.0	MS	11/27/2007	19:08	X71127A, gene
	Beryllium	104.73	100.0	104.7	90.0 - 110.0	MS	11/27/2007	19:08	X71127A, gene
	Cadmium	100.79	100.0	100.8	90.0 - 110.0	MS	11/27/2007	19:08	X71127A, gene
	Chromium	99.98	100.0	100.0	90.0 - 110.0	MS	11/27/2007	19:08	X71127A, gene
	Copper	103.00	100.0	103.0	90.0 - 110.0	MS	11/27/2007	19:08	X71127A, gene
	Lead	98.44	100.0	98.4	90.0 - 110.0	MS	11/27/2007	19:08	X71127A, gene
	Nickel	103.13	100.0	103.1	90.0 - 110.0	MS	11/27/2007	19:08	X71127A, gene
	Selenium	102.17	100.0	102.2	90.0 - 110.0	MS	11/27/2007	19:08	X71127A, gene
	Silver	101.63	100.0	101.6	90.0 - 110.0	MS	11/27/2007	19:08	X71127A, gene
	Thallium	98.56	100.0	98.6	90.0 - 110.0	MS	11/27/2007	19:08	X71127A, gene
	Zinc	106.20	100.0	106.2	90.0 - 110.0	MS	11/27/2007	19:08	X71127A, gene

Test America Pittsburgh

- 2a -

INITIAL AND CONTINUING CALIBRATION VERIFICATION

Client: TETRA TECH

SDG No.: C7K020216

Initial Calibration Source:

Instrument: ICPMS

Continuing Calibration Source: Inorganic Ventures

Sample ID	Analyte	Result ug/L	True Value ug/L	% Recovery	Acceptance Window (%R)	M	Analysis Date	Analysis Time	Run Number
CCV6			CCV1-6						
	Antimony	98.60	100.0	98.6	90.0 - 110.0	MS	11/27/2007	20:12	X71127A, gene
	Arsenic	102.67	100.0	102.7	90.0 - 110.0	MS	11/27/2007	20:12	X71127A, gene
	Beryllium	100.41	100.0	100.4	90.0 - 110.0	MS	11/27/2007	20:12	X71127A, gene
	Cadmium	100.11	100.0	100.1	90.0 - 110.0	MS	11/27/2007	20:12	X71127A, gene
	Chromium	98.59	100.0	98.6	90.0 - 110.0	MS	11/27/2007	20:12	X71127A, gene
	Copper	101.80	100.0	101.8	90.0 - 110.0	MS	11/27/2007	20:12	X71127A, gene
	Lead	98.68	100.0	98.7	90.0 - 110.0	MS	11/27/2007	20:12	X71127A, gene
	Nickel	102.20	100.0	102.2	90.0 - 110.0	MS	11/27/2007	20:12	X71127A, gene
	Selenium	101.16	100.0	101.2	90.0 - 110.0	MS	11/27/2007	20:12	X71127A, gene
	Silver	100.80	100.0	100.8	90.0 - 110.0	MS	11/27/2007	20:12	X71127A, gene
	Thallium	98.46	100.0	98.5	90.0 - 110.0	MS	11/27/2007	20:12	X71127A, gene
	Zinc	105.30	100.0	105.3	90.0 - 110.0	MS	11/27/2007	20:12	X71127A, gene
CCV7			CCV1-7						
	Antimony	97.17	100.0	97.2	90.0 - 110.0	MS	11/27/2007	21:07	X71127A, gene
	Arsenic	100.03	100.0	100.0	90.0 - 110.0	MS	11/27/2007	21:07	X71127A, gene
	Beryllium	100.24	100.0	100.2	90.0 - 110.0	MS	11/27/2007	21:07	X71127A, gene
	Cadmium	99.74	100.0	99.7	90.0 - 110.0	MS	11/27/2007	21:07	X71127A, gene
	Chromium	96.74	100.0	96.7	90.0 - 110.0	MS	11/27/2007	21:07	X71127A, gene
	Copper	99.29	100.0	99.3	90.0 - 110.0	MS	11/27/2007	21:07	X71127A, gene
	Lead	97.45	100.0	97.4	90.0 - 110.0	MS	11/27/2007	21:07	X71127A, gene
	Nickel	99.72	100.0	99.7	90.0 - 110.0	MS	11/27/2007	21:07	X71127A, gene
	Selenium	99.12	100.0	99.1	90.0 - 110.0	MS	11/27/2007	21:07	X71127A, gene
	Silver	99.87	100.0	99.9	90.0 - 110.0	MS	11/27/2007	21:07	X71127A, gene
	Thallium	97.05	100.0	97.0	90.0 - 110.0	MS	11/27/2007	21:07	X71127A, gene
	Zinc	103.03	100.0	103.0	90.0 - 110.0	MS	11/27/2007	21:07	X71127A, gene

Test America Pittsburgh

- 2a -

INITIAL AND CONTINUING CALIBRATION VERIFICATION

Client: TETRA TECH

SDG No.: C7K020216

Initial Calibration Source:

Instrument: ICPMS

Continuing Calibration Source: Inorganic Ventures

Sample ID	Analyte	Result ug/L	True Value ug/L	% Recovery	Acceptance Window (%R)	M	Analysis Date	Analysis Time	Run Number
CCV8			CCV1-8						
	Antimony	97.77	100.0	97.8	90.0 - 110.0	MS	11/27/2007	22:06	X71127A, gene
	Arsenic	101.00	100.0	101.0	90.0 - 110.0	MS	11/27/2007	22:06	X71127A, gene
	Beryllium	99.17	100.0	99.2	90.0 - 110.0	MS	11/27/2007	22:06	X71127A, gene
	Cadmium	100.12	100.0	100.1	90.0 - 110.0	MS	11/27/2007	22:06	X71127A, gene
	Chromium	99.26	100.0	99.3	90.0 - 110.0	MS	11/27/2007	22:06	X71127A, gene
	Copper	100.07	100.0	100.1	90.0 - 110.0	MS	11/27/2007	22:06	X71127A, gene
	Lead	98.78	100.0	98.8	90.0 - 110.0	MS	11/27/2007	22:06	X71127A, gene
	Nickel	99.27	100.0	99.3	90.0 - 110.0	MS	11/27/2007	22:06	X71127A, gene
	Selenium	99.80	100.0	99.8	90.0 - 110.0	MS	11/27/2007	22:06	X71127A, gene
	Silver	100.36	100.0	100.4	90.0 - 110.0	MS	11/27/2007	22:06	X71127A, gene
	Thallium	98.70	100.0	98.7	90.0 - 110.0	MS	11/27/2007	22:06	X71127A, gene
	Zinc	105.67	100.0	105.7	90.0 - 110.0	MS	11/27/2007	22:06	X71127A, gene
CCV9			CCV1-9						
	Antimony	97.93	100.0	97.9	90.0 - 110.0	MS	11/27/2007	23:08	X71127A, gene
	Arsenic	100.38	100.0	100.4	90.0 - 110.0	MS	11/27/2007	23:08	X71127A, gene
	Beryllium	98.26	100.0	98.3	90.0 - 110.0	MS	11/27/2007	23:08	X71127A, gene
	Cadmium	99.94	100.0	99.9	90.0 - 110.0	MS	11/27/2007	23:08	X71127A, gene
	Chromium	99.17	100.0	99.2	90.0 - 110.0	MS	11/27/2007	23:08	X71127A, gene
	Copper	98.45	100.0	98.4	90.0 - 110.0	MS	11/27/2007	23:08	X71127A, gene
	Lead	98.13	100.0	98.1	90.0 - 110.0	MS	11/27/2007	23:08	X71127A, gene
	Nickel	98.71	100.0	98.7	90.0 - 110.0	MS	11/27/2007	23:08	X71127A, gene
	Selenium	98.92	100.0	98.9	90.0 - 110.0	MS	11/27/2007	23:08	X71127A, gene
	Silver	99.59	100.0	99.6	90.0 - 110.0	MS	11/27/2007	23:08	X71127A, gene
	Thallium	98.55	100.0	98.6	90.0 - 110.0	MS	11/27/2007	23:08	X71127A, gene
	Zinc	104.57	100.0	104.6	90.0 - 110.0	MS	11/27/2007	23:08	X71127A, gene

Test America Pittsburgh
- 2a -
INITIAL AND CONTINUING CALIBRATION VERIFICATION

Client: TETRA TECH

SDG No.: C7K020216

Initial Calibration Source:

Instrument: ICPMS

Continuing Calibration Source: Inorganic Ventures

Sample ID	Analyte	Result ug/L	True Value ug/L	% Recovery	Acceptance Window (%R)	M	Analysis Date	Analysis Time	Run Number
CCV10			CCV1-10						
	Antimony	97.51	100.0	97.5	90.0 - 110.0	MS	11/27/2007	23:59	X71127A, gene
	Arsenic	101.33	100.0	101.3	90.0 - 110.0	MS	11/27/2007	23:59	X71127A, gene
	Beryllium	99.67	100.0	99.7	90.0 - 110.0	MS	11/27/2007	23:59	X71127A, gene
	Cadmium	99.01	100.0	99.0	90.0 - 110.0	MS	11/27/2007	23:59	X71127A, gene
	Chromium	98.28	100.0	98.3	90.0 - 110.0	MS	11/27/2007	23:59	X71127A, gene
	Copper	97.14	100.0	97.1	90.0 - 110.0	MS	11/27/2007	23:59	X71127A, gene
	Lead	98.39	100.0	98.4	90.0 - 110.0	MS	11/27/2007	23:59	X71127A, gene
	Nickel	99.31	100.0	99.3	90.0 - 110.0	MS	11/27/2007	23:59	X71127A, gene
	Selenium	99.77	100.0	99.8	90.0 - 110.0	MS	11/27/2007	23:59	X71127A, gene
	Silver	98.90	100.0	98.9	90.0 - 110.0	MS	11/27/2007	23:59	X71127A, gene
	Thallium	98.28	100.0	98.3	90.0 - 110.0	MS	11/27/2007	23:59	X71127A, gene
	Zinc	101.27	100.0	101.3	90.0 - 110.0	MS	11/27/2007	23:59	X71127A, gene

TestAmerica Pittsburgh

Metals Data Reporting Form

Initial Calibration Verification Standar

Instrument: CVAA **Units:** ug/L

Chart Number: G71116B.PRN **Acceptable Range:** 90% - 110%

Standard Source: Ultra **Standard ID:** MET6359-07

Element	WL/ Mass	True Conc	ICV6-1 11/16/2007 1:40 PM Found	% Rec	Found	% Rec	Found	% Rec	Found	% Rec	Found	% Rec
Mercury	253.7	2.5	2.47	98.8								

5.04.5

Form 2A Equivalent

TestAmerica Pittsburgh

Metals Data Reporting Form

Initial Calibration Verification Standar

Instrument: CVAA

Units: ug/L

Chart Number: G71114B.PRN

Acceptable Range: 90% - 110%

Standard Source: Ultra

Standard ID: MET6318-07

Element	WL/ Mass	True Conc	ICV6-1 11/14/2007 6:37 PM Found	% Rec	Found	% Rec	Found	% Rec	Found	% Rec	Found	% Rec
Mercury	253.7	2.5	2.37	**94.8**								

5.04.5

Form 2A Equivalent

TestAmerica Pittsburgh

Metals Data Reporting Form

Continuing Calibration Verification

Instrument: CVAA

Units: ug/L

Chart Number: G71116B.PRN

Acceptable Range: 80% - 120%

Standard Source: Inorganic Ventures

Standard ID: MET6361-07

Element	WL/ Mass	True Conc	CCV6-1 11/16/2007 1:45 PM Found	% Rec	CCV6-2 11/16/2007 2:05 PM Found	% Rec	CCV6-3 11/16/2007 2:25 PM Found	% Rec	CCV6-4 11/16/2007 2:45 PM Found	% Rec	CCV6-5 11/16/2007 3:05 PM Found	% Rec
Mercury	253.7	5.0	5.03	**100.6**	5.15	**103.0**	5.23	**104.6**	5.13	**102.6**	5.12	**102.4**

TestAmerica Pittsburgh

Metals Data Reporting Form

Continuing Calibration Verification

Instrument: CVAA **Units:** ug/L

Chart Number: G71116B.PRN **Acceptable Range:** 80% - 120%

Standard Source: Inorganic Ventures **Standard ID:** MET6361-07

Element	WL/ Mass	True Conc	CCV6-6 11/16/2007 3:25 PM Found	% Rec	CCV6-7 11/16/2007 3:31 PM Found	% Rec	Found	% Rec	Found	% Rec	Found	% Rec
Mercury	253.7	5.0	5.06	**101.2**	5.09	**101.8**						

5.04.5

Form 2A Equivalent

TestAmerica Pittsburgh

Metals Data Reporting Form

Continuing Calibration Verification

Instrument: CVAA

Units: ug/L

Chart Number: G71114B.PRN

Acceptable Range: 80% - 120%

Standard Source: Inorganic Ventures

Standard ID: MET6320-07

Element	WL/ Mass	True Conc	CCV6-1 11/14/2007 6:42 PM Found	% Rec	CCV6-2 11/14/2007 7:02 PM Found	% Rec	CCV6-3 11/14/2007 7:22 PM Found	% Rec	CCV6-4 11/14/2007 7:42 PM Found	% Rec	CCV6-5 11/14/2007 8:02 PM Found	% Rec
Mercury	253.7	5.0	4.81	**96.2**	5.02	**100.4**	4.97	**99.4**	4.85	**97.0**	4.72	**94.4**

TestAmerica Pittsburgh

Metals Data Reporting Form

Continuing Calibration Verification

Instrument: CVAA **Units:** ug/L

Chart Number: G71114B.PRN **Acceptable Range:** 80% - 120%

Standard Source: Inorganic Ventures **Standard ID:** MET6320-07

Element	WL/ Mass	True Conc	CCV6-6 11/14/2007 8:19 PM Found	% Rec	Found	% Rec	Found	% Rec	Found	% Rec	Found	% Rec
Mercury	253.7	5.0	4.69	93.8								

5.04.5

Form 2A Equivalent

Test America Pittsburgh
- 2b -
CRDL STANDARD FOR AA & ICP

Client: TETRA TECH

SDG No.: C7K020216

ICPMS Standard Source: Inorganic Ventures

Instrument: ICPMS

Sample ID	Analyte	Result ug/L	True Value ug/L	% Recovery	Advisory Limits (%R)	M	Analysis Date	Analysis Time	Run Number
CRDL1		CRI MET6090-07							
	Antimony	1.98	2.0	99.0	50 - 150	MS	11/27/200	15:11	X71127A, g
	Arsenic	1.19	1.0	119.0	50 - 150	MS	11/27/200	15:11	X71127A, g
	Beryllium	1.00	1.0	100.0	50 - 150	MS	11/27/200	15:11	X71127A, g
	Cadmium	1.03	1.0	103.0	50 - 150	MS	11/27/200	15:11	X71127A, g
	Chromium	1.86	2.0	93.0	50 - 150	MS	11/27/200	15:11	X71127A, g
	Copper	2.11	2.0	105.5	50 - 150	MS	11/27/200	15:11	X71127A, g
	Lead	0.82	1.0	82.0	50 - 150	MS	11/27/200	15:11	X71127A, g
	Nickel	1.13	1.0	113.0	50 - 150	MS	11/27/200	15:11	X71127A, g
	Selenium	4.45	5.0	89.0	50 - 150	MS	11/27/200	15:11	X71127A, g
	Silver	1.05	1.0	105.0	50 - 150	MS	11/27/200	15:11	X71127A, g
	Thallium	0.94	1.0	94.0	50 - 150	MS	11/27/200	15:11	X71127A, g
	Zinc	4.98	5.0	99.6	50 - 150	MS	11/27/200	15:11	X71127A, g

TestAmerica Pittsburgh

Metals Data Reporting Form

Contract Required Detection Limit Standard

Instrument: CVAA **Units:** ug/L

Chart Number: G71114B.PRN **Acceptable Range:** 50% - 150%

Standard Source: Ultra **Standard ID:** MET6319-07

Element	WL/ Mass	True Conc	CRA/RLV 11/14/2007 6:40 PM Found	% Rec	Found	% Rec	Found	% Rec	Found	% Rec	Found	% Rec
Mercury	253.7	0.2	0.21	**102.5**								

TestAmerica Pittsburgh

Metals Data Reporting Form

Contract Required Detection Limit Standard

Instrument: CVAA **Units:** ug/L

Chart Number: G71116B.PRN **Acceptable Range:** 50% - 150%

Standard Source: Ultra **Standard ID:** MET6360-07

Element	WL/ Mass	True Conc	CRA/RLV 11/16/2007 1:43 PM Found	% Rec	Found	% Rec	Found	% Rec	Found	% Rec	Found	% Rec
Mercury	253.7	0.2	0.21	104.5								

Test America Pittsburgh

- 3a -

INITIAL AND CONTINUING CALIBRATION BLANK SUMMARY

Client: TETRA TECH **SDG No.:** C7K020216

Instrument: ICPMS

Sample ID	Analyte	Result ug/L	Acceptance Limit	Conc Qual	MDL	CRQL	M	Analysis Date	Analysis Time	Run
ICB1			ICB1							
	Antimony	0.07	+/-2.00	J	0.05	2.00	MS	11/27/2007	15:07	X71127A, gen
	Arsenic	-0.02	+/-1.00	U	0.14	1.00	MS	11/27/2007	15:07	X71127A, gen
	Beryllium	-0.01	+/-1.00	U	0.07	1.00	MS	11/27/2007	15:07	X71127A, gen
	Cadmium	-0.04	+/-1.00	U	0.11	1.00	MS	11/27/2007	15:07	X71127A, gen
	Chromium	-0.02	+/-2.00	U	0.11	2.00	MS	11/27/2007	15:07	X71127A, gen
	Copper	-0.03	+/-2.00	U	0.14	2.00	MS	11/27/2007	15:07	X71127A, gen
	Lead	-0.11	+/-1.00	J	0.02	1.00	MS	11/27/2007	15:07	X71127A, gen
	Nickel	-0.02	+/-1.00	U	0.07	1.00	MS	11/27/2007	15:07	X71127A, gen
	Selenium	0.03	+/-5.00	U	0.21	5.00	MS	11/27/2007	15:07	X71127A, gen
	Silver	0.03	+/-1.00	U	0.08	1.00	MS	11/27/2007	15:07	X71127A, gen
	Thallium	0.00	+/-1.00	U	0.02	1.00	MS	11/27/2007	15:07	X71127A, gen
	Zinc	-0.10	+/-5.00	U	0.60	5.00	MS	11/27/2007	15:07	X71127A, gen
CCB1			CCB1							
	Antimony	0.17	+/-2.00	J	0.05	2.00	MS	11/27/2007	15:28	X71127A, gen
	Arsenic	-0.07	+/-1.00	U	0.14	1.00	MS	11/27/2007	15:28	X71127A, gen
	Beryllium	0.00	+/-1.00	U	0.07	1.00	MS	11/27/2007	15:28	X71127A, gen
	Cadmium	0.04	+/-1.00	U	0.11	1.00	MS	11/27/2007	15:28	X71127A, gen
	Chromium	0.01	+/-2.00	U	0.11	2.00	MS	11/27/2007	15:28	X71127A, gen
	Copper	0.00	+/-2.00	U	0.14	2.00	MS	11/27/2007	15:28	X71127A, gen
	Lead	-0.03	+/-1.00	J	0.02	1.00	MS	11/27/2007	15:28	X71127A, gen
	Nickel	0.01	+/-1.00	U	0.07	1.00	MS	11/27/2007	15:28	X71127A, gen
	Selenium	-0.13	+/-5.00	U	0.21	5.00	MS	11/27/2007	15:28	X71127A, gen
	Silver	0.02	+/-1.00	U	0.08	1.00	MS	11/27/2007	15:28	X71127A, gen
	Thallium	0.02	+/-1.00	U	0.02	1.00	MS	11/27/2007	15:28	X71127A, gen
	Zinc	-0.04	+/-5.00	U	0.60	5.00	MS	11/27/2007	15:28	X71127A, gen

Test America Pittsburgh
- 3a -
INITIAL AND CONTINUING CALIBRATION BLANK SUMMARY

Client: TETRA TECH

SDG No.: C7K020216

Instrument: ICPMS

Sample ID	Analyte	Result ug/L	Acceptance Limit	Conc Qual	MDL	CRQL	M	Analysis Date	Analysis Time	Run
CCB2			CCB2							
	Antimony	0.20	+/-2.00	J	0.05	2.00	MS	11/27/2007	16:27	X71127A, gen
	Arsenic	-0.07	+/-1.00	U	0.14	1.00	MS	11/27/2007	16:27	X71127A, gen
	Beryllium	-0.02	+/-1.00	U	0.07	1.00	MS	11/27/2007	16:27	X71127A, gen
	Cadmium	-0.07	+/-1.00	U	0.11	1.00	MS	11/27/2007	16:27	X71127A, gen
	Chromium	0.01	+/-2.00	U	0.11	2.00	MS	11/27/2007	16:27	X71127A, gen
	Copper	0.00	+/-2.00	U	0.14	2.00	MS	11/27/2007	16:27	X71127A, gen
	Lead	-0.13	+/-1.00	J	0.02	1.00	MS	11/27/2007	16:27	X71127A, gen
	Nickel	-0.03	+/-1.00	U	0.07	1.00	MS	11/27/2007	16:27	X71127A, gen
	Selenium	-0.22	+/-5.00	J	0.21	5.00	MS	11/27/2007	16:27	X71127A, gen
	Silver	0.00	+/-1.00	U	0.08	1.00	MS	11/27/2007	16:27	X71127A, gen
	Thallium	0.01	+/-1.00	U	0.02	1.00	MS	11/27/2007	16:27	X71127A, gen
	Zinc	-0.02	+/-5.00	U	0.60	5.00	MS	11/27/2007	16:27	X71127A, gen
CCB3			CCB3							
	Antimony	0.19	+/-2.00	J	0.05	2.00	MS	11/27/2007	17:21	X71127A, gen
	Arsenic	-0.11	+/-1.00	U	0.14	1.00	MS	11/27/2007	17:21	X71127A, gen
	Beryllium	0.01	+/-1.00	U	0.07	1.00	MS	11/27/2007	17:21	X71127A, gen
	Cadmium	-0.07	+/-1.00	U	0.11	1.00	MS	11/27/2007	17:21	X71127A, gen
	Chromium	0.02	+/-2.00	U	0.11	2.00	MS	11/27/2007	17:21	X71127A, gen
	Copper	0.00	+/-2.00	U	0.14	2.00	MS	11/27/2007	17:21	X71127A, gen
	Lead	-0.14	+/-1.00	J	0.02	1.00	MS	11/27/2007	17:21	X71127A, gen
	Nickel	-0.01	+/-1.00	U	0.07	1.00	MS	11/27/2007	17:21	X71127A, gen
	Selenium	0.01	+/-5.00	U	0.21	5.00	MS	11/27/2007	17:21	X71127A, gen
	Silver	0.00	+/-1.00	U	0.08	1.00	MS	11/27/2007	17:21	X71127A, gen
	Thallium	0.01	+/-1.00	U	0.02	1.00	MS	11/27/2007	17:21	X71127A, gen
	Zinc	-0.01	+/-5.00	U	0.60	5.00	MS	11/27/2007	17:21	X71127A, gen

Test America Pittsburgh
- 3a -
INITIAL AND CONTINUING CALIBRATION BLANK SUMMARY

Client: TETRA TECH

SDG No.: C7K020216

Instrument: ICPMS

Sample ID	Analyte	Result ug/L	Acceptance Limit	Conc Qual	MDL	CRQL	M	Analysis Date	Analysis Time	Run
CCB4			CCB4							
	Antimony	0.17	+/-2.00	J	0.05	2.00	MS	11/27/2007	18:17	X71127A, gen
	Arsenic	-0.07	+/-1.00	U	0.14	1.00	MS	11/27/2007	18:17	X71127A, gen
	Beryllium	0.00	+/-1.00	U	0.07	1.00	MS	11/27/2007	18:17	X71127A, gen
	Cadmium	-0.01	+/-1.00	U	0.11	1.00	MS	11/27/2007	18:17	X71127A, gen
	Chromium	0.02	+/-2.00	U	0.11	2.00	MS	11/27/2007	18:17	X71127A, gen
	Copper	-0.01	+/-2.00	U	0.14	2.00	MS	11/27/2007	18:17	X71127A, gen
	Lead	-0.14	+/-1.00	J	0.02	1.00	MS	11/27/2007	18:17	X71127A, gen
	Nickel	0.01	+/-1.00	U	0.07	1.00	MS	11/27/2007	18:17	X71127A, gen
	Selenium	-0.11	+/-5.00	U	0.21	5.00	MS	11/27/2007	18:17	X71127A, gen
	Silver	-0.01	+/-1.00	U	0.08	1.00	MS	11/27/2007	18:17	X71127A, gen
	Thallium	0.01	+/-1.00	U	0.02	1.00	MS	11/27/2007	18:17	X71127A, gen
	Zinc	-0.02	+/-5.00	U	0.60	5.00	MS	11/27/2007	18:17	X71127A, gen
CCB5			CCB5							
	Antimony	0.19	+/-2.00	J	0.05	2.00	MS	11/27/2007	19:13	X71127A, gen
	Arsenic	-0.02	+/-1.00	U	0.14	1.00	MS	11/27/2007	19:13	X71127A, gen
	Beryllium	-0.03	+/-1.00	U	0.07	1.00	MS	11/27/2007	19:13	X71127A, gen
	Cadmium	0.05	+/-1.00	U	0.11	1.00	MS	11/27/2007	19:13	X71127A, gen
	Chromium	0.05	+/-2.00	U	0.11	2.00	MS	11/27/2007	19:13	X71127A, gen
	Copper	0.02	+/-2.00	U	0.14	2.00	MS	11/27/2007	19:13	X71127A, gen
	Lead	-0.12	+/-1.00	J	0.02	1.00	MS	11/27/2007	19:13	X71127A, gen
	Nickel	0.01	+/-1.00	U	0.07	1.00	MS	11/27/2007	19:13	X71127A, gen
	Selenium	0.01	+/-5.00	U	0.21	5.00	MS	11/27/2007	19:13	X71127A, gen
	Silver	0.00	+/-1.00	U	0.08	1.00	MS	11/27/2007	19:13	X71127A, gen
	Thallium	0.01	+/-1.00	U	0.02	1.00	MS	11/27/2007	19:13	X71127A, gen
	Zinc	0.02	+/-5.00	U	0.60	5.00	MS	11/27/2007	19:13	X71127A, gen

Test America Pittsburgh

- 3a -

INITIAL AND CONTINUING CALIBRATION BLANK SUMMARY

Client: TETRA TECH **SDG No.:** C7K020216

Instrument: ICPMS

Sample ID	Analyte	Result ug/L	Acceptance Limit	Conc Qual	MDL	CRQL	M	Analysis Date	Analysis Time	Run
CCB6			CCB6							
	Antimony	0.28	+/-2.00	J	0.05	2.00	MS	11/27/2007	20:16	X71127A, gen
	Arsenic	-0.09	+/-1.00	U	0.14	1.00	MS	11/27/2007	20:16	X71127A, gen
	Beryllium	0.01	+/-1.00	U	0.07	1.00	MS	11/27/2007	20:16	X71127A, gen
	Cadmium	0.02	+/-1.00	U	0.11	1.00	MS	11/27/2007	20:16	X71127A, gen
	Chromium	0.05	+/-2.00	U	0.11	2.00	MS	11/27/2007	20:16	X71127A, gen
	Copper	0.00	+/-2.00	U	0.14	2.00	MS	11/27/2007	20:16	X71127A, gen
	Lead	-0.09	+/-1.00	J	0.02	1.00	MS	11/27/2007	20:16	X71127A, gen
	Nickel	-0.02	+/-1.00	U	0.07	1.00	MS	11/27/2007	20:16	X71127A, gen
	Selenium	-0.29	+/-5.00	J	0.21	5.00	MS	11/27/2007	20:16	X71127A, gen
	Silver	0.01	+/-1.00	U	0.08	1.00	MS	11/27/2007	20:16	X71127A, gen
	Thallium	0.05	+/-1.00	J	0.02	1.00	MS	11/27/2007	20:16	X71127A, gen
	Zinc	-0.01	+/-5.00	U	0.60	5.00	MS	11/27/2007	20:16	X71127A, gen
CCB7			CCB7							
	Antimony	0.20	+/-2.00	J	0.05	2.00	MS	11/27/2007	21:11	X71127A, gen
	Arsenic	0.17	+/-1.00	J	0.14	1.00	MS	11/27/2007	21:11	X71127A, gen
	Beryllium	-0.01	+/-1.00	U	0.07	1.00	MS	11/27/2007	21:11	X71127A, gen
	Cadmium	-0.01	+/-1.00	U	0.11	1.00	MS	11/27/2007	21:11	X71127A, gen
	Chromium	0.33	+/-2.00	J	0.11	2.00	MS	11/27/2007	21:11	X71127A, gen
	Copper	0.10	+/-2.00	U	0.14	2.00	MS	11/27/2007	21:11	X71127A, gen
	Lead	-0.09	+/-1.00	J	0.02	1.00	MS	11/27/2007	21:11	X71127A, gen
	Nickel	0.05	+/-1.00	U	0.07	1.00	MS	11/27/2007	21:11	X71127A, gen
	Selenium	0.39	+/-5.00	J	0.21	5.00	MS	11/27/2007	21:11	X71127A, gen
	Silver	0.01	+/-1.00	U	0.08	1.00	MS	11/27/2007	21:11	X71127A, gen
	Thallium	0.01	+/-1.00	U	0.02	1.00	MS	11/27/2007	21:11	X71127A, gen
	Zinc	0.04	+/-5.00	U	0.60	5.00	MS	11/27/2007	21:11	X71127A, gen

Test America Pittsburgh
- 3a -
INITIAL AND CONTINUING CALIBRATION BLANK SUMMARY

Client: TETRA TECH

SDG No.: C7K020216

Instrument: ICPMS

Sample ID	Analyte	Result ug/L	Acceptance Limit	Conc Qual	MDL	CRQL	M	Analysis Date	Analysis Time	Run
CCB8			CCB8							
	Antimony	0.17	+/-2.00	J	0.05	2.00	MS	11/27/2007	22:10	X71127A, gen
	Arsenic	-0.02	+/-1.00	U	0.14	1.00	MS	11/27/2007	22:10	X71127A, gen
	Beryllium	-0.01	+/-1.00	U	0.07	1.00	MS	11/27/2007	22:10	X71127A, gen
	Cadmium	-0.03	+/-1.00	U	0.11	1.00	MS	11/27/2007	22:10	X71127A, gen
	Chromium	0.14	+/-2.00	J	0.11	2.00	MS	11/27/2007	22:10	X71127A, gen
	Copper	0.02	+/-2.00	U	0.14	2.00	MS	11/27/2007	22:10	X71127A, gen
	Lead	-0.06	+/-1.00	J	0.02	1.00	MS	11/27/2007	22:10	X71127A, gen
	Nickel	0.01	+/-1.00	U	0.07	1.00	MS	11/27/2007	22:10	X71127A, gen
	Selenium	0.35	+/-5.00	J	0.21	5.00	MS	11/27/2007	22:10	X71127A, gen
	Silver	0.01	+/-1.00	U	0.08	1.00	MS	11/27/2007	22:10	X71127A, gen
	Thallium	0.01	+/-1.00	U	0.02	1.00	MS	11/27/2007	22:10	X71127A, gen
	Zinc	0.03	+/-5.00	U	0.60	5.00	MS	11/27/2007	22:10	X71127A, gen
CCB9			CCB9							
	Antimony	0.18	+/-2.00	J	0.05	2.00	MS	11/27/2007	23:12	X71127A, gen
	Arsenic	0.17	+/-1.00	J	0.14	1.00	MS	11/27/2007	23:12	X71127A, gen
	Beryllium	0.00	+/-1.00	U	0.07	1.00	MS	11/27/2007	23:12	X71127A, gen
	Cadmium	-0.03	+/-1.00	U	0.11	1.00	MS	11/27/2007	23:12	X71127A, gen
	Chromium	0.34	+/-2.00	J	0.11	2.00	MS	11/27/2007	23:12	X71127A, gen
	Copper	0.07	+/-2.00	U	0.14	2.00	MS	11/27/2007	23:12	X71127A, gen
	Lead	0.00	+/-1.00	U	0.02	1.00	MS	11/27/2007	23:12	X71127A, gen
	Nickel	0.02	+/-1.00	U	0.07	1.00	MS	11/27/2007	23:12	X71127A, gen
	Selenium	0.47	+/-5.00	J	0.21	5.00	MS	11/27/2007	23:12	X71127A, gen
	Silver	0.01	+/-1.00	U	0.08	1.00	MS	11/27/2007	23:12	X71127A, gen
	Thallium	0.04	+/-1.00	J	0.02	1.00	MS	11/27/2007	23:12	X71127A, gen
	Zinc	0.05	+/-5.00	U	0.60	5.00	MS	11/27/2007	23:12	X71127A, gen

Test America Pittsburgh

- 3a -

INITIAL AND CONTINUING CALIBRATION BLANK SUMMARY

Client: TETRA TECH **SDG No.:** C7K020216

Instrument: ICPMS

Sample ID	Analyte	Result ug/L	Acceptance Limit	Conc Qual	MDL	CRQL	M	Analysis Date	Analysis Time	Run
CCB10			CCB10							
	Antimony	0.20	+/-2.00	J	0.05	2.00	MS	11/28/2007	00:03	X71127A, gen
	Arsenic	0.26	+/-1.00	J	0.14	1.00	MS	11/28/2007	00:03	X71127A, gen
	Beryllium	0.00	+/-1.00	U	0.07	1.00	MS	11/28/2007	00:03	X71127A, gen
	Cadmium	-0.01	+/-1.00	U	0.11	1.00	MS	11/28/2007	00:03	X71127A, gen
	Chromium	0.36	+/-2.00	J	0.11	2.00	MS	11/28/2007	00:03	X71127A, gen
	Copper	0.16	+/-2.00	J	0.14	2.00	MS	11/28/2007	00:03	X71127A, gen
	Lead	0.04	+/-1.00	J	0.02	1.00	MS	11/28/2007	00:03	X71127A, gen
	Nickel	0.03	+/-1.00	U	0.07	1.00	MS	11/28/2007	00:03	X71127A, gen
	Selenium	1.08	+/-5.00	J	0.21	5.00	MS	11/28/2007	00:03	X71127A, gen
	Silver	0.01	+/-1.00	U	0.08	1.00	MS	11/28/2007	00:03	X71127A, gen
	Thallium	0.03	+/-1.00	J	0.02	1.00	MS	11/28/2007	00:03	X71127A, gen
	Zinc	0.38	+/-5.00	U	0.60	5.00	MS	11/28/2007	00:03	X71127A, gen

TestAmerica Pittsburgh

Metals Data Reporting Form

Initial Calibration Blank Results

Instrument: CVAA **Units:** ug/L

Chart Number: G71116B.PRN

Standard Source: _____ **Standard ID:** _____

Element	WL/ Mass	Report Limit	ICB1 11/16/2007 1:41 PM Found	Q	Found	Q	Found	Q	Found	Q	Found	Q
Mercury	253.7	0.2	0.1	U								

5.04.5

U Result is less than the MDL
B Result is between MDL and RL

Form 3 Equivalent

TestAmerica Pittsburgh

Metals Data Reporting Form

Initial Calibration Blank Results

Instrument: CVAA **Units:** ug/L

Chart Number: G71114B.PRN

Standard Source: _____ **Standard ID:** _____

Element	WL/ Mass	Report Limit	ICB1 11/14/2007 6:38 PM Found	Q	Found	Q	Found	Q	Found	Q	Found	Q
Mercury	253.7	0.2	0.1	U								

5.04.5

U Result is less than the MDL
B Result is between MDL and RL

Form 3 Equivalent

TestAmerica Pittsburgh

Metals Data Reporting Form

Continuing Calibration Blank Result

Instrument: CVAA **Units:** ug/L

Chart Number: G71116B.PRN

Standard Source: _____ **Standard ID:** _____

Element	WL/ Mass	Report Limit	CCB1 11/16/2007 1:46 PM		CCB2 11/16/2007 2:07 PM		CCB3 11/16/2007 2:27 PM		CCB4 11/16/2007 2:47 PM		CCB5 11/16/2007 3:07 PM	
			Found	Q	Found	Q	Found	Q	Found	Q	Found	Q
Mercury	253.7	0.2	0.1	U	0.1	U	0.1	U	0.1	U	0.1	U

U Result is less than the MDL
B Result is between MDL and RL

Form 3 Equivalent

TestAmerica Pittsburgh

Metals Data Reporting Form

Continuing Calibration Blank Result

Instrument: CVAA **Units:** ug/L

Chart Number: G71116B.PRN

Standard Source: _____ **Standard ID:** _____

Element	WL/ Mass	Report Limit	CCB6 11/16/2007 3:27 PM Found	Q	CCB7 11/16/2007 3:32 PM Found	Q	Found	Q	Found	Q	Found	Q
Mercury	253.7	0.2	0.1	U	0.1	U						

5.04.5

U Result is less than the MDL
B Result is between MDL and RL

Form 3 Equivalent

TestAmerica Pittsburgh

Metals Data Reporting Form

Continuing Calibration Blank Result

Instrument: CVAA **Units:** ug/L

Chart Number: G71114B.PRN

Standard Source: _____ **Standard ID:** _____

Element	WL/ Mass	Report Limit	CCB1 11/14/2007 6:43 PM		CCB2 11/14/2007 7:04 PM		CCB3 11/14/2007 7:24 PM		CCB4 11/14/2007 7:44 PM		CCB5 11/14/2007 8:04 PM	
			Found	Q	Found	Q	Found	Q	Found	Q	Found	Q
Mercury	253.7	0.2	0.1	U	0.1	U	0.1	U	0.1	U	0.1	U

5.04.5

U Result is less than the MDL

B Result is between MDL and RL

Form 3 Equivalent

TestAmerica Pittsburgh

Metals Data Reporting Form

Continuing Calibration Blank Result

Instrument: CVAA **Units:** ug/L

Chart Number: G71114B.PRN

Standard Source: _____ **Standard ID:** _____

Element	WL/ Mass	Report Limit	CCB6 11/14/2007 8:21 PM Found	Q	Found	Q	Found	Q	Found	Q	Found	Q
Mercury	253.7	0.2	0.1	U								

5.04.5

U Result is less than the MDL

B Result is between MDL and RL

Form 3 Equivalent

METHOD BLANK REPORT

TOTAL Metals

Client Lot #...: C7K020216 **Matrix.....:** WATER

PARAMETER	RESULT	REPORTING LIMIT	UNITS	METHOD	PREPARATION-ANALYSIS DATE	WORK ORDER #
MB Lot-Sample #: C7K140000-317 **Prep Batch #...:** 7318317						
Antimony	ND	2.0	ug/L	SW846 6020	11/14-11/27/07	KA8JK1AQ
		Dilution Factor: 1				
		Analysis Time..: 19:39		Analyst ID.....: 400149	Instrument ID..: ICP	
Arsenic	ND	1.0	ug/L	SW846 6020	11/14-11/27/07	KA8JK1AD
		Dilution Factor: 1				
		Analysis Time..: 19:39		Analyst ID.....: 400149	Instrument ID..: ICP	
Beryllium	ND	1.0	ug/L	SW846 6020	11/14-11/27/07	KA8JK1AF
		Dilution Factor: 1				
		Analysis Time..: 19:39		Analyst ID.....: 400149	Instrument ID..: ICP	
Cadmium	ND	1.0	ug/L	SW846 6020	11/14-11/27/07	KA8JK1AG
		Dilution Factor: 1				
		Analysis Time..: 19:39		Analyst ID.....: 400149	Instrument ID..: ICP	
Chromium	**0.16 B**	**2.0**	**ug/L**	**SW846 6020**	**11/14-11/27/07**	**KA8JK1AJ**
		Dilution Factor: 1				
		Analysis Time..: 19:39		Analyst ID.....: 400149	Instrument ID..: ICP	
Copper	ND	2.0	ug/L	SW846 6020	11/14-11/27/07	KA8JK1AK
		Dilution Factor: 1				
		Analysis Time..: 19:39		Analyst ID.....: 400149	Instrument ID..: ICP	
Lead	ND	1.0	ug/L	SW846 6020	11/14-11/27/07	KA8JK1AM
		Dilution Factor: 1				
		Analysis Time..: 19:39		Analyst ID.....: 400149	Instrument ID..: ICP	
Nickel	ND	1.0	ug/L	SW846 6020	11/14-11/27/07	KA8JK1AL
		Dilution Factor: 1				
		Analysis Time..: 19:39		Analyst ID.....: 400149	Instrument ID..: ICP	
Selenium	ND	5.0	ug/L	SW846 6020	11/14-11/27/07	KA8JK1AN
		Dilution Factor: 1				
		Analysis Time..: 19:39		Analyst ID.....: 400149	Instrument ID..: ICP	
Silver	ND	1.0	ug/L	SW846 6020	11/14-11/27/07	KA8JK1AC
		Dilution Factor: 1				
		Analysis Time..: 19:39		Analyst ID.....: 400149	Instrument ID..: ICP	
Thallium	ND	1.0	ug/L	SW846 6020	11/14-11/27/07	KA8JK1AP
		Dilution Factor: 1				
		Analysis Time..: 19:39		Analyst ID.....: 400149	Instrument ID..: ICP	

(Continued on next page)

METHOD BLANK REPORT

TOTAL Metals

Client Lot #...: C7K020216 **Matrix.....:** WATER

PARAMETER	RESULT	REPORTING LIMIT	UNITS	METHOD	PREPARATION-ANALYSIS DATE	WORK ORDER #
Zinc	1.6 B	5.0	ug/L	SW846 6020	11/14-11/27/07	KA8JK1AT

Dilution Factor: 1
Analysis Time..: 19:39 Analyst ID.....: 400149 Instrument ID..: ICP

MB Lot-Sample #: C7K140000-436 **Prep Batch #...:** 7318436

Mercury	0.059 B	0.20	ug/L	SW846 7470A	11/14/07	KA9AJ1AA

Dilution Factor: 1
Analysis Time..: 19:32 Analyst ID.....: 400491 Instrument ID..: HGH

NOTE(S):

Calculations are performed before rounding to avoid round-off errors in calculated results.

B Estimated result. Result is less than RL.

METHOD BLANK REPORT

DISSOLVED Metals

Client Lot #...: C7K020216 **Matrix.....:** WATER

PARAMETER	RESULT	REPORTING LIMIT	UNITS	METHOD	PREPARATION-ANALYSIS DATE	WORK ORDER #
MB Lot-Sample #: C7K140000-307 **Prep Batch #...:** 7318307						
Antimony	ND	2.0	ug/L	SW846 6020	11/14-11/27/07	KA8H11AK
		Dilution Factor: 1				
		Analysis Time..: 21:58		Analyst ID.....: 400149	Instrument ID..: ICP	
Arsenic	ND	1.0	ug/L	SW846 6020	11/14-11/27/07	KA8H11AC
		Dilution Factor: 1				
		Analysis Time..: 21:58		Analyst ID.....: 400149	Instrument ID..: ICP	
Beryllium	ND	1.0	ug/L	SW846 6020	11/14-11/27/07	KA8H11AD
		Dilution Factor: 1				
		Analysis Time..: 21:58		Analyst ID.....: 400149	Instrument ID..: ICP	
Cadmium	ND	1.0	ug/L	SW846 6020	11/14-11/27/07	KA8H11AE
		Dilution Factor: 1				
		Analysis Time..: 21:58		Analyst ID.....: 400149	Instrument ID..: ICP	
Chromium	**0.40 B**	**2.0**	**ug/L**	**SW846 6020**	**11/14-11/27/07**	**KA8H11AF**
		Dilution Factor: 1				
		Analysis Time..: 21:58		Analyst ID.....: 400149	Instrument ID..: ICP	
Copper	ND	2.0	ug/L	SW846 6020	11/14-11/27/07	KA8H11AG
		Dilution Factor: 1				
		Analysis Time..: 21:58		Analyst ID.....: 400149	Instrument ID..: ICP	
Lead	ND	1.0	ug/L	SW846 6020	11/14-11/27/07	KA8H11AJ
		Dilution Factor: 1				
		Analysis Time..: 21:58		Analyst ID.....: 400149	Instrument ID..: ICP	
Nickel	ND	1.0	ug/L	SW846 6020	11/14-11/27/07	KA8H11AH
		Dilution Factor: 1				
		Analysis Time..: 21:58		Analyst ID.....: 400149	Instrument ID..: ICP	
Selenium	ND	5.0	ug/L	SW846 6020	11/14-11/27/07	KA8H11AL
		Dilution Factor: 1				
		Analysis Time..: 21:58		Analyst ID.....: 400149	Instrument ID..: ICP	
Silver	ND	1.0	ug/L	SW846 6020	11/14-11/27/07	KA8H11AA
		Dilution Factor: 1				
		Analysis Time..: 21:58		Analyst ID.....: 400149	Instrument ID..: ICP	
Thallium	ND	1.0	ug/L	SW846 6020	11/14-11/27/07	KA8H11AM
		Dilution Factor: 1				
		Analysis Time..: 21:58		Analyst ID.....: 400149	Instrument ID..: ICP	

(Continued on next page)

METHOD BLANK REPORT

DISSOLVED Metals

Client Lot #...: C7K020216 **Matrix.....:** WATER

PARAMETER	RESULT	REPORTING LIMIT	UNITS	METHOD	PREPARATION-ANALYSIS DATE	WORK ORDER #
Zinc	ND	5.0	ug/L	SW846 6020	11/14-11/27/07	KA8H11AN

Dilution Factor: 1
Analysis Time..: 21:58 Analyst ID.....: 400149 Instrument ID..: ICP

MB Lot-Sample #: C7K160000-210 **Prep Batch #...:** 7320210

Mercury	ND	0.20	ug/L	SW846 7470A	11/16/07	KCEDM1AA

Dilution Factor: 1
Analysis Time..: 13:48 Analyst ID.....: 400491 Instrument ID..: HGH

NOTE(S):

Calculations are performed before rounding to avoid round-off errors in calculated results.

B Estimated result. Result is less than RL.

Test America Pittsburgh

- 4 -

INTERFERENCE CHECK SAMPLE

Client: TETRA TECH **SDG No.:** C7K020216

ICS Source: Inorganic Ventures **Instrument ID:** ICPMS

Sample ID Analyte	WL/Mass	Result ug/L	Qual	True Value ug/L	% Recovery	Acceptance Window	Analysis Date	Analysis Time	Run Number
ICSA MET6091-07									
Antimony	121Sb	0				-6.0 - 6.0	11/27/2007	15:15	X71127A, g
Arsenic	75As	0				-3.0 - 3.0	11/27/2007	15:15	X71127A, g
Beryllium	9Be	0				-3.0 - 3.0	11/27/2007	15:15	X71127A, g
Cadmium	111Cd	0				-3.0 - 3.0	11/27/2007	15:15	X71127A, g
Chromium	52Cr	0				-6.0 - 6.0	11/27/2007	15:15	X71127A, g
Copper	65Cu	1				-6.0 - 6.0	11/27/2007	15:15	X71127A, g
Lead	208Pb	0				-3.0 - 3.0	11/27/2007	15:15	X71127A, g
Nickel	60Ni	0				-3.0 - 3.0	11/27/2007	15:15	X71127A, g
Selenium	82Se	0				-15.0 - 15.0	11/27/2007	15:15	X71127A, g
Silver	107Ag	0				-3.0 - 3.0	11/27/2007	15:15	X71127A, g
Thallium	205Tl	0				-3.0 - 3.0	11/27/2007	15:15	X71127A, g
Zinc	66Zn	5				-15.0 - 15.0	11/27/2007	15:15	X71127A, g
ICSAB MET6092-07									
Antimony	121Sb	21.35		20	106.8	80 - 120%	11/27/2007	15:20	X71127A, g
Arsenic	75As	21.15		20	105.8	80 - 120%	11/27/2007	15:20	X71127A, g
Beryllium	9Be	20.84		20	104.2	80 - 120%	11/27/2007	15:20	X71127A, g
Cadmium	111Cd	22.23		20	111.2	80 - 120%	11/27/2007	15:20	X71127A, g
Chromium	52Cr	21.72		20	108.6	80 - 120%	11/27/2007	15:20	X71127A, g
Copper	65Cu	21.29		20	106.4	80 - 120%	11/27/2007	15:20	X71127A, g
Lead	208Pb	21.94		20	109.7	80 - 120%	11/27/2007	15:20	X71127A, g
Nickel	60Ni	21.58		20	107.9	80 - 120%	11/27/2007	15:20	X71127A, g
Selenium	82Se	50.41		50	100.8	80 - 120%	11/27/2007	15:20	X71127A, g
Silver	107Ag	22.62		20	113.1	80 - 120%	11/27/2007	15:20	X71127A, g
Thallium	205Tl	21.87		20	109.4	80 - 120%	11/27/2007	15:20	X71127A, g
Zinc	66Zn	27.08		25	108.3	80 - 120%	11/27/2007	15:20	X71127A, g

LABORATORY CONTROL SAMPLE DATA REPORT

TOTAL Metals

Client Lot #...: C7K020216 **Matrix.....:** WATER

PARAMETER	SPIKE AMOUNT	MEASURED AMOUNT	UNITS	PERCNT RECVRY	METHOD	PREPARATION-ANALYSIS DATE	WORK ORDER #
LCS Lot-Sample#: C7K140000-317 **Prep Batch #...:** 7318317							
Silver	50.0	49.2	ug/L	98	SW846 6020	11/14-11/27/07	KA8JK1AV
			Dilution Factor: 1		Analysis Time..: 19:43	Analyst ID.....: 400149	
			Instrument ID..: ICPMS				
Arsenic	40.0	34.3	ug/L	86	SW846 6020	11/14-11/27/07	KA8JK1AW
			Dilution Factor: 1		Analysis Time..: 19:43	Analyst ID.....: 400149	
			Instrument ID..: ICPMS				
Beryllium	50.0	42.9	ug/L	86	SW846 6020	11/14-11/27/07	KA8JK1A0
			Dilution Factor: 1		Analysis Time..: 19:43	Analyst ID.....: 400149	
			Instrument ID..: ICPMS				
Cadmium	50.0	45.5	ug/L	91	SW846 6020	11/14-11/27/07	KA8JK1A1
			Dilution Factor: 1		Analysis Time..: 19:43	Analyst ID.....: 400149	
			Instrument ID..: ICPMS				
Chromium	200	198	ug/L	99	SW846 6020	11/14-11/27/07	KA8JK1A3
			Dilution Factor: 1		Analysis Time..: 19:43	Analyst ID.....: 400149	
			Instrument ID..: ICPMS				
Copper	250	249	ug/L	100	SW846 6020	11/14-11/27/07	KA8JK1A4
			Dilution Factor: 1		Analysis Time..: 19:43	Analyst ID.....: 400149	
			Instrument ID..: ICPMS				
Nickel	500	498	ug/L	100	SW846 6020	11/14-11/27/07	KA8JK1A5
			Dilution Factor: 1		Analysis Time..: 19:43	Analyst ID.....: 400149	
			Instrument ID..: ICPMS				
Lead	20.0	19.8	ug/L	99	SW846 6020	11/14-11/27/07	KA8JK1A6
			Dilution Factor: 1		Analysis Time..: 19:43	Analyst ID.....: 400149	
			Instrument ID..: ICPMS				
Selenium	10.0	8.26	ug/L	83	SW846 6020	11/14-11/27/07	KA8JK1A7
			Dilution Factor: 1		Analysis Time..: 19:43	Analyst ID.....: 400149	
			Instrument ID..: ICPMS				
Thallium	50.0	48.4	ug/L	97	SW846 6020	11/14-11/27/07	KA8JK1A8
			Dilution Factor: 1		Analysis Time..: 19:43	Analyst ID.....: 400149	
			Instrument ID..: ICPMS				

(Continued on next page)

LABORATORY CONTROL SAMPLE DATA REPORT

TOTAL Metals

Client Lot #...: C7K020216 **Matrix.....:** WATER

PARAMETER	SPIKE AMOUNT	MEASURED AMOUNT	UNITS	PERCNT RECVRY	METHOD	PREPARATION-ANALYSIS DATE	WORK ORDER #
Antimony	500	432	ug/L	86	SW846 6020	11/14-11/27/07	KA8JK1A9
			Dilution Factor: 1		Analysis Time..: 19:43	Analyst ID.....: 400149	
			Instrument ID..: ICPMS				
Zinc	500	423	ug/L	85	SW846 6020	11/14-11/27/07	KA8JK1CC
			Dilution Factor: 1		Analysis Time..: 19:43	Analyst ID.....: 400149	
			Instrument ID..: ICPMS				

LCS Lot-Sample#: C7K140000-436 **Prep Batch #...:** 7318436

Mercury	2.50	2.46	ug/L	98	SW846 7470A	11/14/07	KA9AJ1AC
			Dilution Factor: 1		Analysis Time..: 19:34	Analyst ID.....: 400491	
			Instrument ID..: HGHYDRA				

NOTE(S):

Calculations are performed before rounding to avoid round-off errors in calculated results.

LABORATORY CONTROL SAMPLE DATA REPORT

DISSOLVED Metals

Client Lot #...: C7K020216 **Matrix.....:** WATER

PARAMETER	SPIKE AMOUNT	MEASURED AMOUNT	UNITS	PERCNT RECVRY	METHOD	PREPARATION-ANALYSIS DATE	WORK ORDER #
LCS Lot-Sample#: C7K140000-307 **Prep Batch #...:** 7318307							
Silver	50.0	50.9	ug/L	102	SW846 6020	11/14-11/27/07	KA8H11AP
			Dilution Factor: 1		Analysis Time..: 22:14	Analyst ID.....: 400149	
			Instrument ID..: ICPMS				
Arsenic	40.0	35.2	ug/L	88	SW846 6020	11/14-11/27/07	KA8H11AQ
			Dilution Factor: 1		Analysis Time..: 22:14	Analyst ID.....: 400149	
			Instrument ID..: ICPMS				
Beryllium	50.0	45.0	ug/L	90	SW846 6020	11/14-11/27/07	KA8H11AR
			Dilution Factor: 1		Analysis Time..: 22:14	Analyst ID.....: 400149	
			Instrument ID..: ICPMS				
Cadmium	50.0	46.9	ug/L	94	SW846 6020	11/14-11/27/07	KA8H11AT
			Dilution Factor: 1		Analysis Time..: 22:14	Analyst ID.....: 400149	
			Instrument ID..: ICPMS				
Chromium	200	200	ug/L	100	SW846 6020	11/14-11/27/07	KA8H11AU
			Dilution Factor: 1		Analysis Time..: 22:14	Analyst ID.....: 400149	
			Instrument ID..: ICPMS				
Copper	250	254	ug/L	101	SW846 6020	11/14-11/27/07	KA8H11AV
			Dilution Factor: 1		Analysis Time..: 22:14	Analyst ID.....: 400149	
			Instrument ID..: ICPMS				
Nickel	500	507	ug/L	101	SW846 6020	11/14-11/27/07	KA8H11AW
			Dilution Factor: 1		Analysis Time..: 22:14	Analyst ID.....: 400149	
			Instrument ID..: ICPMS				
Lead	20.0	19.2	ug/L	96	SW846 6020	11/14-11/27/07	KA8H11AX
			Dilution Factor: 1		Analysis Time..: 22:14	Analyst ID.....: 400149	
			Instrument ID..: ICPMS				
Antimony	500	451	ug/L	90	SW846 6020	11/14-11/27/07	KA8H11A0
			Dilution Factor: 1		Analysis Time..: 22:14	Analyst ID.....: 400149	
			Instrument ID..: ICPMS				
Selenium	10.0	9.07	ug/L	91	SW846 6020	11/14-11/27/07	KA8H11A1
			Dilution Factor: 1		Analysis Time..: 22:14	Analyst ID.....: 400149	
			Instrument ID..: ICPMS				

(Continued on next page)

LABORATORY CONTROL SAMPLE DATA REPORT

DISSOLVED Metals

Client Lot #...: C7K020216 **Matrix.....:** WATER

PARAMETER	SPIKE AMOUNT	MEASURED AMOUNT	UNITS	PERCNT RECVRY	METHOD	PREPARATION-ANALYSIS DATE	WORK ORDER #
Thallium	50.0	47.4	ug/L	95	SW846 6020	11/14-11/27/07	KA8H11A2
			Dilution Factor: 1		Analysis Time..: 22:14	Analyst ID.....: 400149	
			Instrument ID..: ICPMS				
Zinc	500	449	ug/L	90	SW846 6020	11/14-11/27/07	KA8H11A3
			Dilution Factor: 1		Analysis Time..: 22:14	Analyst ID.....: 400149	
			Instrument ID..: ICPMS				

LCS Lot-Sample#: C7K160000-210 **Prep Batch #...:** 7320210

Mercury	2.50	2.61	ug/L	104	SW846 7470A	11/16/07	KCEDM1AC
			Dilution Factor: 1		Analysis Time..: 13:50	Analyst ID.....: 400491	
			Instrument ID..: HGHYDRA				

NOTE(S):

Calculations are performed before rounding to avoid round-off errors in calculated results.

MATRIX SPIKE SAMPLE DATA REPORT

TOTAL Metals

Client Lot #...: C7K020216 **Matrix.....:** WATER
Date Sampled...: 11/01/07 **Date Received..:** 11/02/07

PARAMETER	SAMPLE AMOUNT	SPIKE AMT	MEASRD AMOUNT	UNITS	PERCNT RECVRY	RPD	METHOD	PREPARATION-ANALYSIS DATE	WORK ORDER #
MS Lot-Sample #: C7K020133-001 **Prep Batch #...:** 7318317									
Antimony									
	0.15	500	442	ug/L	88		SW846 6020	11/14-11/27/07	KAD6H1C7
	0.15	500	446	ug/L	89	0.76	SW846 6020	11/14-11/27/07	KAD6H1C8
			Dilution Factor: 1						
			Analysis Time..: 20:00		Instrument ID..: ICPMS			Analyst ID.....: 400149	
			MS Run #.....: 7318166						
Arsenic									
	ND	40.0	33.4	ug/L	84		SW846 6020	11/14-11/27/07	KAD6H1CG
	ND	40.0	33.2	ug/L	83	0.54	SW846 6020	11/14-11/27/07	KAD6H1CH
			Dilution Factor: 1						
			Analysis Time..: 20:00		Instrument ID..: ICPMS			Analyst ID.....: 400149	
			MS Run #.....: 7318166						
Beryllium									
	ND	50.0	42.7	ug/L	85		SW846 6020	11/14-11/27/07	KAD6H1CL
	ND	50.0	42.7	ug/L	85	0.07	SW846 6020	11/14-11/27/07	KAD6H1CM
			Dilution Factor: 1						
			Analysis Time..: 20:00		Instrument ID..: ICPMS			Analyst ID.....: 400149	
			MS Run #.....: 7318166						
Cadmium									
	ND	50.0	45.6	ug/L	91		SW846 6020	11/14-11/27/07	KAD6H1CN
	ND	50.0	46.4	ug/L	93	1.6	SW846 6020	11/14-11/27/07	KAD6H1CP
			Dilution Factor: 1						
			Analysis Time..: 20:00		Instrument ID..: ICPMS			Analyst ID.....: 400149	
			MS Run #.....: 7318166						
Chromium									
	1.0	200	203	ug/L	101		SW846 6020	11/14-11/27/07	KAD6H1CT
	1.0	200	197	ug/L	98	2.6	SW846 6020	11/14-11/27/07	KAD6H1CU
			Dilution Factor: 1						
			Analysis Time..: 20:00		Instrument ID..: ICPMS			Analyst ID.....: 400149	
			MS Run #.....: 7318166						
Copper									
	0.52	250	242	ug/L	97		SW846 6020	11/14-11/27/07	KAD6H1CV
	0.52	250	239	ug/L	95	1.5	SW846 6020	11/14-11/27/07	KAD6H1CW
			Dilution Factor: 1						
			Analysis Time..: 20:00		Instrument ID..: ICPMS			Analyst ID.....: 400149	
			MS Run #.....: 7318166						

(Continued on next page)

MATRIX SPIKE SAMPLE DATA REPORT

TOTAL Metals

Client Lot #...: C7K020216 **Matrix.....:** WATER
Date Sampled...: 11/01/07 **Date Received..:** 11/02/07

PARAMETER	SAMPLE AMOUNT	SPIKE AMT	MEASRD AMOUNT	UNITS	PERCNT RECVRY	RPD	METHOD	PREPARATION-ANALYSIS DATE	WORK ORDER #
Lead									
	0.12	20.0	20.3	ug/L	101		SW846 6020	11/14-11/27/07	KAD6H1C1
	0.12	20.0	20.2	ug/L	100	0.44	SW846 6020	11/14-11/27/07	KAD6H1C2
			Dilution Factor: 1						
			Analysis Time..: 20:00		Instrument ID..: ICPMS			Analyst ID.....: 400149	
			MS Run #.....: 7318166						
Nickel									
	3.0	500	498	ug/L	99		SW846 6020	11/14-11/27/07	KAD6H1CX
	3.0	500	492	ug/L	98	1.1	SW846 6020	11/14-11/27/07	KAD6H1C0
			Dilution Factor: 1						
			Analysis Time..: 20:00		Instrument ID..: ICPMS			Analyst ID.....: 400149	
			MS Run #.....: 7318166						
Selenium									
	ND	10.0	8.16	ug/L	82		SW846 6020	11/14-11/27/07	KAD6H1C3
	ND	10.0	7.50	ug/L	75	8.5	SW846 6020	11/14-11/27/07	KAD6H1C4
			Dilution Factor: 1						
			Analysis Time..: 20:00		Instrument ID..: ICPMS			Analyst ID.....: 400149	
			MS Run #.....: 7318166						
Silver									
	ND	50.0	48.7	ug/L	97		SW846 6020	11/14-11/27/07	KAD6H1CE
	ND	50.0	49.6	ug/L	99	1.7	SW846 6020	11/14-11/27/07	KAD6H1CF
			Dilution Factor: 1						
			Analysis Time..: 20:00		Instrument ID..: ICPMS			Analyst ID.....: 400149	
			MS Run #.....: 7318166						
Thallium									
	0.24	50.0	49.8	ug/L	99		SW846 6020	11/14-11/27/07	KAD6H1C5
	0.24	50.0	49.6	ug/L	99	0.40	SW846 6020	11/14-11/27/07	KAD6H1C6
			Dilution Factor: 1						
			Analysis Time..: 20:00		Instrument ID..: ICPMS			Analyst ID.....: 400149	
			MS Run #.....: 7318166						
Zinc									
	19.6	500	436	ug/L	83		SW846 6020	11/14-11/27/07	KAD6H1DC
	19.6	500	431	ug/L	82	1.2	SW846 6020	11/14-11/27/07	KAD6H1DD
			Dilution Factor: 1						
			Analysis Time..: 20:00		Instrument ID..: ICPMS			Analyst ID.....: 400149	
			MS Run #.....: 7318166						

NOTE(S):

Calculations are performed before rounding to avoid round-off errors in calculated results.

MATRIX SPIKE SAMPLE DATA REPORT

TOTAL Metals

Client Lot #...: C7K020216 **Matrix.....:** WATER
Date Sampled...: 11/01/07 **Date Received..:** 11/02/07

PARAMETER	SAMPLE AMOUNT	SPIKE AMT	MEASRD AMOUNT	UNITS	PERCNT RECVRY	RPD	METHOD	PREPARATION-ANALYSIS DATE	WORK ORDER #
MS Lot-Sample #: C7K020133-003 **Prep Batch #...:** 7318436									
Mercury									
	ND	1.00	0.588 N	ug/L	59		SW846 7470A	11/14/07	KAD7L1A9
	ND	1.00	0.571 N	ug/L	57	2.9	SW846 7470A	11/14/07	KAD7L1CA

Dilution Factor: 1
Analysis Time..: 19:40 Instrument ID..: HGHYDRA Analyst ID.....: 400491
MS Run #.....: 7318234

NOTE(S):

Calculations are performed before rounding to avoid round-off errors in calculated results.

N Spiked analyte recovery is outside stated control limits.

MATRIX SPIKE SAMPLE DATA REPORT

DISSOLVED Metals

Client Lot #...: C7K020216 **Matrix.....:** WATER
Date Sampled...: 10/30/07 **Date Received..:** 11/02/07

PARAMETER	SAMPLE AMOUNT	SPIKE AMT	MEASRD AMOUNT	UNITS	PERCNT RECVRY	RPD	METHOD	PREPARATION-ANALYSIS DATE	WORK ORDER #
MS Lot-Sample #: C7K020216-001 **Prep Batch #...:** 7318307									
Antimony									
	0.33	500	442	ug/L	88		SW846 6020	11/14-11/27/07	KAEX31CT
	0.33	500	434	ug/L	87	1.8	SW846 6020	11/14-11/27/07	KAEX31CU
			Dilution Factor: 1						
			Analysis Time..: 22:31		Instrument ID..: ICPMS			Analyst ID.....: 400149	
			MS Run #.....: 7318162						
Arsenic									
	3.8	40.0	37.9	ug/L	85		SW846 6020	11/14-11/27/07	KAEX31CC
	3.8	40.0	38.2	ug/L	86	0.60	SW846 6020	11/14-11/27/07	KAEX31CD
			Dilution Factor: 1						
			Analysis Time..: 22:31		Instrument ID..: ICPMS			Analyst ID.....: 400149	
			MS Run #.....: 7318162						
Beryllium									
	ND	50.0	43.7	ug/L	87		SW846 6020	11/14-11/27/07	KAEX31CE
	ND	50.0	43.2	ug/L	86	1.2	SW846 6020	11/14-11/27/07	KAEX31CF
			Dilution Factor: 1						
			Analysis Time..: 22:31		Instrument ID..: ICPMS			Analyst ID.....: 400149	
			MS Run #.....: 7318162						
Cadmium									
	ND	50.0	43.3	ug/L	87		SW846 6020	11/14-11/27/07	KAEX31CG
	ND	50.0	43.6	ug/L	87	0.59	SW846 6020	11/14-11/27/07	KAEX31CH
			Dilution Factor: 1						
			Analysis Time..: 22:31		Instrument ID..: ICPMS			Analyst ID.....: 400149	
			MS Run #.....: 7318162						
Chromium									
	3.0	200	194	ug/L	96		SW846 6020	11/14-11/27/07	KAEX31CJ
	3.0	200	194	ug/L	95	0.36	SW846 6020	11/14-11/27/07	KAEX31CK
			Dilution Factor: 1						
			Analysis Time..: 22:31		Instrument ID..: ICPMS			Analyst ID.....: 400149	
			MS Run #.....: 7318162						
Copper									
	4.6	250	221	ug/L	87		SW846 6020	11/14-11/27/07	KAEX31CL
	4.6	250	222	ug/L	87	0.31	SW846 6020	11/14-11/27/07	KAEX31CM
			Dilution Factor: 1						
			Analysis Time..: 22:31		Instrument ID..: ICPMS			Analyst ID.....: 400149	
			MS Run #.....: 7318162						

(Continued on next page)

MATRIX SPIKE SAMPLE DATA REPORT

DISSOLVED Metals

Client Lot #...: C7K020216 **Matrix.....:** WATER
Date Sampled...: 10/30/07 **Date Received..:** 11/02/07

PARAMETER	SAMPLE AMOUNT	SPIKE AMT	MEASRD AMOUNT	UNITS	PERCNT RECVRY	RPD	METHOD	PREPARATION-ANALYSIS DATE	WORK ORDER #
Lead									
	0.17	20.0	20.8	ug/L	103		SW846 6020	11/14-11/27/07	KAEX31CQ
	0.17	20.0	20.6	ug/L	102	0.91	SW846 6020	11/14-11/27/07	KAEX31CR
			Dilution Factor: 1						
			Analysis Time..: 22:31		Instrument ID..: ICPMS			Analyst ID.....: 400149	
			MS Run #.....: 7318162						
Nickel									
	2.1	500	439	ug/L	87		SW846 6020	11/14-11/27/07	KAEX31CN
	2.1	500	443	ug/L	88	0.79	SW846 6020	11/14-11/27/07	KAEX31CP
			Dilution Factor: 1						
			Analysis Time..: 22:31		Instrument ID..: ICPMS			Analyst ID.....: 400149	
			MS Run #.....: 7318162						
Selenium									
	9.2	10.0	20.7	ug/L	116		SW846 6020	11/14-11/27/07	KAEX31CV
	9.2	10.0	21.3	ug/L	122	2.8	SW846 6020	11/14-11/27/07	KAEX31CW
			Dilution Factor: 1						
			Analysis Time..: 22:31		Instrument ID..: ICPMS			Analyst ID.....: 400149	
			MS Run #.....: 7318162						
Silver									
	ND	50.0	44.3	ug/L	89		SW846 6020	11/14-11/27/07	KAEX31A9
	ND	50.0	44.4	ug/L	89	0.29	SW846 6020	11/14-11/27/07	KAEX31CA
			Dilution Factor: 1						
			Analysis Time..: 22:31		Instrument ID..: ICPMS			Analyst ID.....: 400149	
			MS Run #.....: 7318162						
Thallium									
	0.092	50.0	49.8	ug/L	100		SW846 6020	11/14-11/27/07	KAEX31CX
	0.092	50.0	50.4	ug/L	101	0.99	SW846 6020	11/14-11/27/07	KAEX31C0
			Dilution Factor: 1						
			Analysis Time..: 22:31		Instrument ID..: ICPMS			Analyst ID.....: 400149	
			MS Run #.....: 7318162						
Zinc									
	10.4	500	392	ug/L	76		SW846 6020	11/14-11/27/07	KAEX31C1
	10.4	500	392	ug/L	76	0.02	SW846 6020	11/14-11/27/07	KAEX31C2
			Dilution Factor: 1						
			Analysis Time..: 22:31		Instrument ID..: ICPMS			Analyst ID.....: 400149	
			MS Run #.....: 7318162						

NOTE(S):

Calculations are performed before rounding to avoid round-off errors in calculated results.

MATRIX SPIKE SAMPLE DATA REPORT

DISSOLVED Metals

Client Lot #...: C7K020216 **Matrix.....:** WATER
Date Sampled...: 10/30/07 **Date Received..:** 11/02/07

PARAMETER	SAMPLE AMOUNT	SPIKE AMT	MEASRD AMOUNT	UNITS	PERCNT RECVRY	RPD	METHOD	PREPARATION-ANALYSIS DATE	WORK ORDER #
MS Lot-Sample #: C7K020216-003 **Prep Batch #...:** 7320210									
Mercury									
	ND	1.00	1.13	ug/L	113		SW846 7470A	11/16/07	KAE071A9
	ND	1.00	1.14	ug/L	114	0.88	SW846 7470A	11/16/07	KAE071CA

Dilution Factor: 1
Analysis Time..: 13:57 Instrument ID..: HGHYDRA Analyst ID.....: 400491
MS Run #.....: 7320130

NOTE(S):

Calculations are performed before rounding to avoid round-off errors in calculated results.

Test America Pittsburgh

- 9 -

SERIAL DILUTION SAMPLE SUMMARY

Client: TETRA TECH **SDG No.:** C7K020216

Sample ID: KAEX3F **Serial Dilution ID:** FMC 24LF **Client ID:** FMC 24LF

Batch Number: 7318317 **Prep Date:** 11/14/2007 **Matrix:** WATER

Initial Wt/Vol: 50.00 **Final Vol:** 50.0

% Solids: 0.0 **Instrument:** ICPMS

Analyte	Init Dil	Initial Result ug/L	C	Init Date/Time	SD Dil	Serial Result ug/L	C	SD Date/Time	% Diff	Qual	SD Limits
Antimony	1	0.332	J	11/27/2007 22:22:35	5	0.390		11/27/200722:26:51	17.5		10.00 %
Arsenic	1	3.822		11/27/2007 22:22:35	5	4.345	J	11/27/200722:26:51	13.7		10.00 %
Beryllium	1	0.068	U	11/27/2007 22:22:35	5	0.340		11/27/200722:26:51	100.0		10.00 %
Cadmium	1	0.106	U	11/27/2007 22:22:35	5	0.531	U	11/27/200722:26:51			10.00 %
Chromium	1	3.047		11/27/2007 22:22:35	5	6.625	J	11/27/200722:26:51	117.4		10.00 %
Copper	1	4.599		11/27/2007 22:22:35	5	6.330	J	11/27/200722:26:51	37.6		10.00 %
Lead	1	0.173	J	11/27/2007 22:22:35	5	0.160	J	11/27/200722:26:51	7.5		10.00 %
Nickel	1	2.068		11/27/2007 22:22:35	5	2.375	J	11/27/200722:26:51	14.8		10.00 %
Selenium	1	9.156		11/27/2007 22:22:35	5	12.075	J	11/27/200722:26:51	31.9		10.00 %
Silver	1	0.077	U	11/27/2007 22:22:35	5	0.386	U	11/27/200722:26:51			10.00 %
Thallium	1	0.092	J	11/27/2007 22:22:35	5	0.091		11/27/200722:26:51	30.4		10.00 %
Zinc	1	10.410		11/27/2007 22:22:35	5	12.445	J	11/27/200722:26:51	19.5		10.00 %

Test America Pittsburgh
- 10 -
METHOD DETECTION LIMITS

Client: TETRA TECH **SDG No.:** C7K020216

Analyte	Mass	MDL ug/L	CRQL ug/L
ICPMS	**MDL Date:**	3/24/2007	
Antimony	121	0.047	2
Arsenic	75	0.14	1
Beryllium	9	0.068	1
Cadmium	111	0.106	1
Chromium	52	0.11	2
Copper	65	0.14	2
Lead	208	0.020	1
Nickel	60	0.1	1
Selenium	82	0.21	5
Silver	107	0.08	1
Thallium	205	0.018	1
Zinc	66	0.60	5

TestAmerica Pittsburgh

Metals Data Reporting Form

Instrument Detection Limits

Instrument: CVAA **Units:** ppb

Element	Wavelength	Reporting Limit	MDL	Date of MDL
Mercury	253.700	0.2	0.055	3/15/2007

Test America Pittsburgh

- 12 -

LINEAR RANGES

Client: TETRA TECH **SDG No.:** C7K020216

Contract: **Lab Code:** STL Pitt **Case No.:** **SAS No.:**

Instrument ID: ICPMS **Date:** 4/1/2007

Analyte	LDR ug/L
Antimony	12500
Arsenic	4500
Beryllium	7500
Cadmium	12500
Chromium	12500
Copper	12500
Lead	12500
Nickel	12500
Selenium	4500
Silver	2500
Thallium	12500
Zinc	12500

TestAmerica Pittsburgh

Metals Data Reporting Form

Linear Dynamic Ranges

Instrument: CVAA **Units:** ppb

Element	Wavelength /Mass	Linear Range	Date of Linear Range
Mercury	253.70	10	3/15/2007

Test America Pittsburgh

14 - IN

ICP-MS Tune

Lab Name: Test America Pittsburgh Contract:

Lab Code: STL Pitt Case No.: NRAS No.: SDG NO.: C7K020216

ICP-MS Instrument ID: ICPMS Date: 11/27/2007

Element - Mass	Avg. Measured Mass (amu)	Avg. Peak Width at 5% Peak Height (amu)	%RSD
Be 9	8.96218	0.73000	0.6170
Mg 24	24.015041	0.81000	0.8680
Mg 25	25.01583	0.81000	3.2580
Mg 26	26.01259	0.79000	1.1600
Co 59	58.963189	0.86000	1.0380
In 113	112.874404	0.81000	1.7710
In 115	114.87387	0.82000	0.5090
Ce 140	139.875441	0.82000	0.9410
Pb 206	205.944457	0.78000	0.5940
Pb 207	206.945876	0.78000	0.9400
Pb 208	207.946639	0.78000	0.5640

Comments:

TestAmerica Pittsburgh *Metals Preparation Log*

Batch No. 7318317

v1.0.5 - Last Revised 12/30/2005

Method 6020	**Matrix** Water	**Start Time** 1120	**SDG** -
Analyst Danny Mayo	**Date** 11-14-07	**Lot Numbers** C7K020133, C7K020216, C7K020320	
MS STLPA-MS-A, STLPA-MS-C, STLPA-MS-ICPMS			
Lab Lot # Met 5329-07, 5328-07, 5327-07			
Analyst Sign:			

Sample ID	Initial Wt/Vol g/mL	Final Vol mL	Comments
KAD6H	50mL	50mL	DM 11/14/07
KAD6H S			+0.5 mL MS-A, C, ICPMS
KAD6H D			
KAD7H			
KAD7L			
KAE05			
KAE07			
KAE10			
KAE15			
KAE19			
KAE1A			
KAE1D			
KAE1F			
KAE1J			
KAE1K			
KAE1P			
KAE1R			
KAE2E			
KAE2J			
KAEX3			
KAFV7			
KAFXK			
KA8JK B	50mL (DI Hg)		DM 11/14/07
KA8JK C			+0.5 mL MS-A, C, ICPMS
			DM 11/14/07

SAMPLE CODING: B-Blank C-Check L-Check Duplicate S-Matrix Spike D-Matrix Spike Duplicate X-Sample Duplicate

NOTE: Samples marked with an asterisk (*) required filtration after digestion and prior to analysis
Samples marked with a plus sign (+) required additional Conc.HNO3 in digestion process, brown fumes were observed

Reagents: 3 ml Conc HNO3, 6901E09797, J.T. Baker
5 ml 1:1 HCL, Met 6099-07, Standards Log

Hot Plate/Block Temp	Correction Factor
#3 95°C	-0.4°C

Minimum digestion times have been met (analyst initials): DM

Digestate(s)	Date	Time	(Received)	Analyst	Location	Date	Time	(Relinquished)	Analyst	Location
All Above	11/14/07	1100		DM	PR	11/14/07	1705		DM	AG
All Above	11-27-07	1405	WIC	MET103	AG	11-27-07	1720	WIC	MET108	AG

	Lot Number	Manufacturer	
Initial Digestion Vessel:	A706LP019	Environmental Express	**Pipet #:** J0450H
Final Digestion Vessel:	n/a	n/a	**Balance #:** n/a
Filter Paper:	n/a	n/a	Printed on: 14-Nov-07 4:01:38 PM

Reviewed By: 4288 **Date:** 11/14/07

C7K020216

TestAmerica Pittsburgh *Metals Preparation Log* Batch No. 7318307

v1.0.5 - Last Revised 12/30/2005

Method 6020 Diss	**Matrix** Water	**Start Time** 1120	**SDG** -
Analyst Danny Mayo	**Date** 11-14-07	**Lot Numbers** C7K020216	
MS STLPA-MS-C, STLPA-MS-ICPMS			
Lab Lot # -Met 5328-07, 5327-07			
Analyst Sign: [signature]			

Sample ID	Initial Wt/Vol g/mL	Final Vol mL	Comments
KAE05	50mL	50mL	
KAE07			
KAE10			
KAE15			
KAE19			
KAE1A			
KAE1D			
KAE1F			
KAE1J			
KAE1K			
KAE1P			
KAE1R			
KAE2E			
KAE2J			
KAEX3			DM 11/14/07
KAEX3 S			+0.5 mL MS-C, ICPMS
KAEX3 D			
KA8H1 B	50mL DI H_2O		DM 11/14/07
KA8H1 C			+0.5 mL MS-C, ICPMS
			DM 11/14/07

SAMPLE CODING: B-Blank C-Check L-Check Duplicate S-Matrix Spike D-Matrix Spike Duplicate X-Sample Duplicate

NOTE: Samples marked with an asterisk (*) required filtration after digestion and prior to analysis
Samples marked with a plus sign (+) required additional Conc.HNO3 in digestion process, brown fumes were observed

Reagents:
1.5 ml Conc HNO3, 6901E09797, J.T. Baker
1 ml Conc HNO3, 6901E09797, J.T. Baker
2.5 ml Conc HCL, V078E09429, Mallinkrodt

Hot Plate/Block Temp	Correction Factor
#3 95°C	-0.4°C

Minimum digestion times have been met (analyst initials): DM

Digestate(s)	Date	Time	(Received)	Analyst	Location	Date	Time	(Relinquished)	Analyst	Location
All Above	11/14/07	1700		DM	PR	11/14/07	1705		DM	DG
All Above	11-27-07	1405	WIC	METIOS	AG	11-27-07	1720	WIC	METIOS	DG

	Lot Number	Manufacturer	
Initial Digestion Vessel:	A706LP019	Environmental Express	**Pipet #:** J0450H
Final Digestion Vessel:	n/a	n/a	**Balance #:** n/a
Filter Paper:	n/a	n/a	Printed on: 14-Nov-07 4:02:08 PM

Reviewed By: [signature] **Date:** 11/14/07 **MET-90-7318307**

TestAmerica P urgh

Mercury Digestion Log v2 8/11/06

Method(s) 7470A

Logbook ID: MT229

Digestion Start Time: 06:30 | Digestion End Time: 06:45 | Filter Paper Manufacturer / Lot#: | Balance ID:

	Sample ID	Date Received	Prep Date	Prepared by	Wt/ Volume	Sample Type	Run Date	Comments
1.	STD0	N/A	11-16-07	WAN	100ml	WATER	11-16-07	N/A
2.	STD1							MET 6354-07
3.	STD2							6355-07
4.	STD3							6356-07
5.	STD4							6357-07
6.	STD5							6358-07
7.	ICV							↓ 6359-07
8.	ICB							N/A
9.	CRA/RV							MET 6360-07
10.	CCV							↓ 6361-07
11.	CCB							N/A
12.	KCDXABT							↓
13.	KCDXACT							6362-07
14.	KCDXALT	↓						↓ 6363-07
15.	KASNPT	11-13-07						SAMPLES HAD A X10 DILUTION DONE
16.	KASPAT							ON DIGESTION (LIMITED SAMPLE)
17.	KASRLT							↓
18.	KASXET							N/A
19.	KASOWT	↓						↓
20.	KASPTT	11-14-07						
21.	KCACOT	11-15-07						SAMPLE HAD A X10 DILUTION DONE AT DIGESTION (MATRIX)
22.	KCDXEAT	N/A						N/A
23.	KCDXECT	↓						MET 6364-07
24.	KAS9GBT							N/A
25.	KALCHT	11-6-07	↓	↓	↓	↓	↓	↓

11-16-07

Reagents	Volume (mL)	Reference Number	
HNO3	2.5ml	MALLINCKRODT	E23038
H2SO4	5.0ml	↓	E18028
KMNO4	15.0ml	MET 6323-07	
K2S2O4	8.0ml	↓ 6259-07	
NaCL NH2OH Additional volumes indicated per sample as necessary	6.0ml	↓ 6250-07	
Stannous Chloride	N/A	↓ 6116-07	

Autoclave pressure: 15PSI

Autoclave Temperature: 120°C

Waterbath temperature: —

Thermometer ID: —

Extract(s) (record line # from above)	Date	Time	Extract(s) Received	Analyst	Location	Date	Time	Extract(s) Relinquished	Analyst	Location
			WAH	11-16-07						

TestAmerica P urgh

Mercury Digestion Log v2 8/11/06

Method(s) 7470A

Logbook ID: MT2294

Digestion Start Time: 1200 | Digestion End Time: 1215 | Filter Paper Manufacturer / Lot#: | Balance ID:

	Sample ID	Date Received	Prep Date	Prepared by	Wt/ Volume	Sample Type	Run Date	Comments
1.	KCEDMBF KCEDMCF	N/A	11-16-07	JNS	100 mls	WATER	11-16-07	MET 6369-07
2.	KAEX3F	10-30-07						N/A
3.	KAE05F							
4.	KAE07F							
5.	KAE07SF							Hml MET 6352-07
6.	KAE07DF							Hml MET 6352-07
7.	KAE1AF							N/A
8.	KAE1DF							
9.	KAE1FF							
10.	KAE1JF	10-31-07						
11.	KAE1KF							
12.	KAE1PF							
13.	KAE1RF							
14.	KAE10F							
15.	KAE15F							
16.	KAE19F							
17.	KAE2EF	11-1-07						
18.	KAE2JF							
19.	KAWVTF	11-8-07						
20.	KAWVOF							
21.	KAWV7F							
22.	KAWWDF							
23.	KAWWHF							
24.	KCEEPBT	N/A						
25.	KCEEPCT							MET 6370-07

Reagents	Volume (mL)	Reference Number	
HNO3	2.5 mls	MALLINCKRODT	E23038
H2SO4	5.0 mls		E18028
KMNO4	15.0 mls	Met	6351-07
K2S2O4	8.0 mls		6299-07
NaCL NH2OH Additional volumes indicated per sample as necessary	6.0 mls		6324-07
Stannous Chloride	N/A		6116-07

Autoclave pressure: 15 psi

Autoclave Temperature: 120 °C

Waterbath temperature: —

Thermometer ID: —

Extract(s) (record line # from above)	Date	Time	Extract(s) Received	Analyst	Location	Date	Time	Extract(s) Relinquished	Analyst	Location
JNS										11-16-07

printed on: 24-Oct-07 12:31:55 PM

*-Sample required filtration step after digestion

TestAmerica P urgh

Mercury Digestion Log v2 8/11/06

Method(s) 7470A

Logbook ID: MT2290

Digestion Start Time: 1200 | Digestion End Time: 1215 | Filter Paper Manufacturer / Lot#: | Balance ID:

	Sample ID	Date Received	Prep Date	Prepared by	WW Volume	Sample Type	Run Date	Comments
1.	KA58FBT	11-14-07	11-16-07	JWS	100mls	WATER	11-16-07	N/A
2.	KA313T							+5ml MET 6352-07
3.	KA313ST							+5ml MET 6352 07
4.	KA313DT							N/A
5.	KCEERBT	N/A						MET 6371-07
6.	KCEERCT							N/A
7.	KA57PBT	11-14-07						+5ml MET 6352 07
8.	KAJ24T							+5ml MET 6352 07
9.	KAJ24ST							N/A
10.	KAJ24DT							MET 6372-07
11.	KCED6B	N/A						MET 6373-07
12.	KCED6C							N/A
13.	KCED6L							
14.	KAAJC	10-31-07						
15.	KAAJ5							
16.	KAAJ7							
17.	KAAJ9							
18.	KAAKC/2				50/100mls			DILUTION DUE TO LIMITED SAMPLE
19.	KAAKG/2							
20.	KAAKH/2							
21.	KAAKJ				100mls			N/A
22.	KAAKK							
23.	KAAKL							
24.	KAAKN/2				50/100mls			
25.	KAAKQ/2							DILUTION DUE TO LIMITED SAMPLE

Reagents	Volume (mL)	Reference Number	
HNO3	2.5mls	MALLINCKRODT	EZ3038
H2SO4	5.0mls		E18028
KMNO4	15.0mls	MET 6351-07	
K2S2O4	8.0mls	6299-07	
NaCL NH2OH Additional volumes indicated per sample as necessary	6.0mls	6324-07	
Stannous Chloride	N/A	6116-07	

Autoclave pressure: 15PSI

Autoclave Temperature: 120 C

Waterbath temperature: —

Thermometer ID: —

Extract(s) (record line # from above)	Date	Time	Extract(s) Received	Analyst	Location	Date	Time	Extract(s) Relinquished	Analyst	Location
1-25	11-16-07								JWS	

TestAmerica P' urgh

Mercury Digestion Log v2 8/11/06

Method(s) 7470A

Logbook ID: MT2294

Digestion Start Time: 1645 | Digestion End Time: 1700 | Filter Paper Manufacturer / Lot#: | Balance ID:

	Sample ID	Date Received	Prep Date	Prepared by	W/ Volume	Sample Type	Run Date	Comments
1.	STD0	N/A	11-14-07	JNS	100ml/s	Water	11-14-07	N/A
2.	STD1	↓	↓	↓	↓	↓	↓	MET 6313-07
3.	STD2							MET 6314-07
4.	STD3							MET 6315-07
5.	STD4							MET 6316-07
6.	STD5							MET 6317-07
7.	ICV							MET 6318-07
8.	ICB							N/A
9.	CRA/RLV							MET 6319-07
10.	CCV							MET 6320-07
11.	CCB							N/A
12.	KA89MB							↓
13.	KA89MC	↓						MET 6321-07
14.	J9XN1	10-25-07						N/A
15.	J9XN1S	↓						+1ml MET 6300-07
16.	J9XN1D							+1ml MET 6300-07
17.	J9XPP	↓						N/A
18.	J945G	10-29-07						↓
19.	J945L	↓						
20.	J9772	10-30-07						↓
21.	J97725	↓						+1ml MET 6300-07
22.	J9772D							+1ml MET 6300-07
23.	J9779							N/A
24.	J978D							↓
25.	J978E	↓	↓	↓	↓	↓	↓	↓

Reagents	Volume (mL)	Reference Number	
HNO3	2.5ml	MALLINCKRODT	E23038
H2SO4	5.0ml	↓	E18028
KMNO4	15.0ml	Met 6268-07	
K2S2O4	8.0ml	6236-07	
NaCL NH2OH Additional volumes indicated per sample as necessary	10.0ml	6250-07	
Stannous Chloride	N/A	↓ 6116-07	

Autoclave pressure: 15psi

Autoclave Temperature: 120 C

Waterbath temperature: —

Thermometer ID: —

Extract(s) (record line # from above)	Date	Time	Extract(s) Received	Analyst	Location	Date	Time	Extract(s) Relinquished	Analyst	Location
				JNS		11-14-07				

printed on: 24-Oct-07 12:31:55 PM

*-Sample required filtration step after digestion

TestAmerica P urgh

Mercury Digestion Log v2 8/11/06

Method(s) 7470A

Logbook ID: MT2294

Digestion Start Time: 1645 | Digestion End Time: 1700 | Filter Paper Manufacturer / Lot#: | Balance ID:

	Sample ID	Date Received	Prep Date	Prepared by	Wt/ Volume	Sample Type	Run Date	Comments
1.	J979E	10-30-07	11-1-07	JWS	100mls	WATER	11-1-07	N/A
2.	KAAVJ	10-31-07						
3.	KAAV8							
4.	KAAWC							
5.	KAAWG							
6.	KAA6W							
7.	KAFJ8	10-31-07						
8.	KAFKC							
9.	KAFN3	10-29-07						
10.	KAFN9							
11.	KA9AJB	N/A						
12.	KA9AJC							MET 6322-07
13.	KAD6H	11-1-07						N/A
14.	KAD7H							
15.	KAD7L							
16.	KAD7LS							+1ml MET 6300-07
17.	KAD7LD							+1ml MET 6300-07
18.	KAEX3	10-30-07						N/A
19.	KAE05							
20.	KAE07							
21.	KAE1A							
22.	KAE1D							
23.	KAE1F							
24.	KAE1J	10-31-07						
25.	KAE1K							

Reagents	Volume (mL)	Reference Number	
HNO3	2.5ml	MALLINCKRODT	E23038
H2SO4	5.0ml		E18028
KMNO4	15.0ml	Met	6268-07
K2S2O4	8.0ml		6236-07
NaCL NH2OH Additional volumes indicated per sample as necessary	6.0ml		6250-07
Stannous Chloride	N/A		6116-07

Autoclave pressure: 15PSi

Autoclave Temperature: 120 C

Waterbath temperature: —

Thermometer ID: —

Extract(s) (record line # from above)	Date	Time	Extract(s) Received	Analyst	Location	Date	Time	Extract(s) Relinquished	Analyst	Location
1-25										
JWS										
										11-1-07

printed on: 24-Oct-07 12:31:55 PM

*-Sample required filtration step after digestion

TestAmerica P burgh

Mercury Digestion Log v2 8/11/06

Method(s) 7470A

Logbook ID: MT229/

Digestion Start Time: 1645 | Digestion End Time: 1700 | Filter Paper Manufacturer / Lot#: | Balance ID:

	Sample ID	Date Received	Prep Date	Prepared by	Wt/ Volume	Sample Type	Run Date	Comments
1.	KAEIP	10-31-07	11-14-07	JWS	100mls	WATER	11-14-07	N/A
2.	KAEIR							
3.	KAEIO							
4.	KAEI5							
5.	KAEI9							
6.	KAEZE	11-1-07						
7.	KAEZJ							
8.	KAE63							
9.	KAWVO	11-8-07						
10.								
11.								
12.								
13.								
14.								11-14-07
15.								
16.					JWS			
17.								
18.								
19.								
20.								
21.								
22.								
23.								
24.								
25.								

Reagents	Volume (mL)	Reference Number	
HNO3	2.5ml	MALLINCKRODT	E23038
H2SO4	5.0ml	+ +	E18028
KMNO4	15.0ml	Met 6268-07	
K2S2O4	8.0ml	6236-07	
NaCL NH2OH Additional volumes indicated per sample as necessary	6.0ml	6250-07	
Stannous Chloride	N/A	6116-07	

Autoclave pressure: 15psi

Autoclave Temperature: 120 c

Waterbath temperature: —

Thermometer ID: —

Extract(s) (record line # from above)	Date	Time	Extract(s) Received	Analyst	Location	Date	Time	Extract(s) Relinquished	Analyst	Location
1-25 JWS										11-14-07

Printed on: 24-Oct-07 12:31:55 PM

*-Sample required filtration step after digestion

Sample List

No	Label	Type	Weight	Rack	Row	Col	Height
1	PERFORMANCE REPORT	Instrument Setup	1.000	1	1	1	155
2	STD1	Blank	1.000	0	1	1	155
3	STD2X MET6087-07	Fully Quant Standard	1.000	0	1	2	155
4	STD3X MET6088-07	Fully Quant Standard	1.000	0	1	3	155
5	ICV1 MET6089-07	QC Sample	1.000	0	1	5	155
6	ICB1	QC Sample	1.000	0	1	1	155
7	CRI MET6090-07	QC Sample	1.000	0	1	6	155
8	ICSA MET6091-07	QC Sample	1.000	0	1	7	155
9	ICSAB MET6092-07	QC Sample	1.000	0	1	8	155
10	CCV1-1 MET6093-07	QC Sample	1.000	0	1	4	155
11	CCB1	QC Sample	1.000	0	1	1	155
12	KA60KB	Unknown	1.000	1	1	2	155
13	KA60KC	Unknown	1.000	1	1	3	155
14	KAE63	Unknown	1.000	1	1	4	155
15	KANEV	Unknown	1.000	1	1	5	155
16	KANE2	Unknown	1.000	1	1	6	155
17	KANE6	Unknown	1.000	1	1	7	155
18	KANFJ	Unknown	1.000	1	1	8	155
19	KANFL	Unknown	1.000	1	1	9	155
20	KANFN	Unknown	1.000	1	1	10	155
21	KANFT	Unknown	1.000	1	1	11	155
22	CCV1-2	QC Sample	1.000	0	1	4	155
23	CCB2	QC Sample	1.000	0	1	1	155
24	KANFTP5	Unknown	1.000	1	1	12	155
25	KANFTS	Unknown	1.000	1	2	1	155
26	KANFTD	Unknown	1.000	1	2	2	155
27	KANFX	Unknown	1.000	1	2	3	155
28	KANGF	Unknown	1.000	1	2	4	155
29	KANGP	Unknown	1.000	1	2	5	155
30	KANG3	Unknown	1.000	1	2	6	155
31	KANG5	Unknown	1.000	1	2	7	155
32	KANG7	Unknown	1.000	1	2	8	155
33	KANHA	Unknown	1.000	1	2	9	155
34	CCV1-3	QC Sample	1.000	0	1	4	155
35	CCB3	QC Sample	1.000	0	1	1	155
36	KANHD	Unknown	1.000	1	2	10	155
37	KA6XHB	Unknown	1.000	1	2	11	155
38	KA6XHC	Unknown	1.000	1	2	12	155
39	KAE6J	Unknown	1.000	1	3	1	155
40	KAE6X	Unknown	1.000	1	3	2	155
41	KAE61	Unknown	1.000	1	3	3	155
42	KAE64	Unknown	1.000	1	3	4	155
43	KAE69	Unknown	1.000	1	3	5	155
44	KAE7A	Unknown	1.000	1	3	6	155
45	KAE7D	Unknown	1.000	1	3	7	155
46	CCV1-4	QC Sample	1.000	0	1	4	155
47	CCB4	QC Sample	1.000	0	1	1	155
48	KAE7F	Unknown	1.000	1	3	8	155
49	KAE7H	Unknown	1.000	1	3	9	155
50	KANF0	Unknown	1.000	1	3	10	155
51	KANF3	Unknown	1.000	1	3	11	155
52	KANF4	Unknown	1.000	1	3	12	155
53	KANF4P5	Unknown	1.000	1	4	1	155
54	KANF4S	Unknown	1.000	1	4	2	155
55	KANF4D	Unknown	1.000	1	4	3	155
56	KANF5	Unknown	1.000	1	4	4	155
57	KANF6	Unknown	1.000	1	4	5	155
58	CCV1-5	QC Sample	1.000	0	1	4	155
59	CCB5	QC Sample	1.000	0	1	1	155
60	KANF8	Unknown	1.000	1	4	6	155
61	KANF9	Unknown	1.000	1	4	7	155
62	KANGA	Unknown	1.000	1	4	8	155
63	KANGE	Unknown	1.000	1	4	9	155
64	KA8JKB	Unknown	1.000	1	4	10	155
65	KA8JKC	Unknown	1.000	1	4	11	155
66	KAD6H	Unknown	1.000	1	4	12	155
67	KAD6HP5	Unknown	1.000	1	5	1	155

68	KAD6HS	Unknown	1.000	1	5	2	155
69	KAD6HD	Unknown	1.000	1	5	3	155
70	CCV1-6	QC Sample	1.000	0	1	4	155
71	CCB6	QC Sample	1.000	0	1	1	155
72	KAD7H	Unknown	1.000	1	5	4	155
73	KAD7L	Unknown	1.000	1	5	5	155
74	KAE05	Unknown	1.000	1	5	6	155
75	KAE07	Unknown	1.000	1	5	7	155
76	KAE1A	Unknown	1.000	1	5	8	155
77	KAE1D	Unknown	1.000	1	5	9	155
78	KAE1F	Unknown	1.000	1	5	10	155
79	KAE1J	Unknown	1.000	1	5	11	155
80	KAE1K	Unknown	1.000	1	5	12	155
81	KAE1P	Unknown	1.000	2	1	1	155
82	CCV1-7	QC Sample	1.000	0	1	4	155
83	CCB7	QC Sample	1.000	0	1	1	155
84	KAE1R	Unknown	1.000	2	1	2	155
85	KAE10	Unknown	1.000	2	1	3	155
86	KAE15	Unknown	1.000	2	1	4	155
87	KAE19	Unknown	1.000	2	1	5	155
88	KAE2E	Unknown	1.000	2	1	6	155
89	KAE2J	Unknown	1.000	2	1	7	155
90	KAEX3	Unknown	1.000	2	1	8	155
91	KAFV7	Unknown	1.000	2	1	9	155
92	KAFXK	Unknown	1.000	2	1	10	155
93	KA8H1BF	Unknown	1.000	2	1	11	155
94	CCV1-8	QC Sample	1.000	0	1	4	155
95	CCB8	QC Sample	1.000	0	1	1	155
96	KA8H1CF	Unknown	1.000	2	1	12	155
97	KAEX3F	Unknown	1.000	2	2	1	155
98	KAEX3P5F	Unknown	1.000	2	2	2	155
99	KAEX3SF	Unknown	1.000	2	2	3	155
100	KAEX3DF	Unknown	1.000	2	2	4	155
101	KAE05F	Unknown	1.000	2	2	5	155
102	KAE07F	Unknown	1.000	2	2	6	155
103	KAE1AF	Unknown	1.000	2	2	7	155
104	KAE1DF	Unknown	1.000	2	2	8	155
105	KAE1FF	Unknown	1.000	2	2	9	155
106	CCV1-9	QC Sample	1.000	0	1	4	155
107	CCB9	QC Sample	1.000	0	1	1	155
108	KAE1JF	Unknown	1.000	2	2	10	155
109	KAE1KF	Unknown	1.000	2	2	11	155
110	KAE1PF	Unknown	1.000	2	2	12	155
111	KAE1RF	Unknown	1.000	2	3	1	155
112	KAE10F	Unknown	1.000	2	3	2	155
113	KAE15F	Unknown	1.000	2	3	3	155
114	KAE19F	Unknown	1.000	2	3	4	155
115	KAE2EF	Unknown	1.000	2	3	5	155
116	KAE2JF	Unknown	1.000	2	3	6	155
117	CCV1-10	QC Sample	1.000	0	1	4	155
118	CCB10	QC Sample	1.000	0	1	1	155

FMC 11
total metals
rep result for As
3.60 ug/L

KAE1A 11/27/2007 8:37:52 PM
User Pre-dilution: 1.000

Run	Time	6Li	9Be	10B	11B	13C	23Na	25Mg	26Mg
		ppb	ppb	ppb	ppb	ppb	ppb	ppb	ppb
1	20:38:35	73.486%	0.012	770.800	814.200	0.000	1006000.000	266500.000	271200.000
2	20:39:18	69.706%	-0.002	774.100	838.700	0.000	1040000.000	274000.000	279200.000
3	20:40:01	67.693%	-0.010	792.300	837.800	0.000	1072000.000	272200.000	279900.000
x		70.295%	-0.000	779.100	830.200	0.000	1039000.000	270900.000	276800.000
σ		2.941%	0.012	11.570	13.870	0.000	33310.000	3889.000	4824.000
%RSD		4.184	21460.000	1.485	1.671	0.000	3.205	1.435	1.743

Run	Time	27Al	28Si	37Cl	39K	43Ca	44Ca	45Sc	47Ti
		ppb	ppb	ppb	ppb	ppb	ppb	ppb	ppb
1	20:38:35	257.600	2407.000	0.000	82600.000	91670.000	96040.000	68.096%	4.047
2	20:39:18	259.000	2298.000	0.000	80790.000	90860.000	96420.000	67.389%	3.790
3	20:40:01	271.100	2500.000	0.000	83590.000	92230.000	96470.000	65.286%	3.806
x		262.600	2402.000	0.000	82330.000	91590.000	96310.000	66.924%	3.881
σ		7.426	101.000	0.000	1418.000	686.700	234.400	1.461%	0.144
%RSD		2.828	4.207	0.000	1.723	0.750	0.243	2.184	3.711

Run	Time	51V	52Cr	55Mn	56Fe	57Fe	59Co	60Ni	63Cu
		ppb	ppb	ppb	ppb	ppb	ppb	ppb	ppb
1	20:38:35	1.337	3.014	64.810	306.000	546.300	0.738	2.475	9.173
2	20:39:18	2.466	2.791	62.630	296.300	518.900	0.812	2.436	9.147
3	20:40:01	-0.898	3.058	65.300	305.900	535.100	0.810	2.402	9.318
x		0.968	2.954	64.240	302.700	533.400	0.786	2.438	9.213
σ		1.712	0.143	1.423	5.573	13.740	0.042	0.037	0.093
%RSD		176.800	4.849	2.215	1.841	2.577	5.395	1.504	1.004

Run	Time	65Cu	66Zn	68Zn	75As	78Se	82Se	88Sr	89Y
		ppb	ppb	ppb	ppb	ppb	ppb	ppb	ppb
1	20:38:35	5.466	15.210	15.640	3.672	2.260	9.885	1574.000	65.646%
2	20:39:18	5.349	15.780	15.690	3.291	2.197	10.900	1575.000	66.205%
3	20:40:01	5.460	16.330	15.090	3.873	1.474	9.985	1596.000	65.120%
x		5.425	15.770	15.470	3.612	1.977	10.260	1582.000	65.657%
σ		0.066	0.562	0.335	0.295	0.437	0.562	12.000	0.543%
%RSD		1.210	3.566	2.163	8.179	22.090	5.473	0.759	0.826

Run	Time	95Mo	98Mo	103Rh	107Ag	109Ag	111Cd	114Cd	115In
		ppb	ppb	ppb	ppb	ppb	ppb	ppb	ppb
1	20:38:35	3.698	3.695	58.096%	-0.019	-0.015	0.018	0.051	62.778%
2	20:39:18	3.347	3.457	57.455%	0.002	-0.010	0.040	0.049	62.462%
3	20:40:01	3.690	3.672	57.474%	-0.003	-0.015	0.090	0.078	62.989%
x		3.578	3.608	57.675%	-0.007	-0.013	0.050	0.059	62.743%
σ		0.201	0.131	0.365%	0.011	0.003	0.037	0.016	0.265%
%RSD		5.611	3.638	0.633	156.500	21.490	74.520	27.000	0.423

Run	Time	118Sn	121Sb	123Sb	135Ba	137Ba	159Tb	165Ho	203Tl
		ppb	ppb	ppb	ppb	ppb	ppb	ppb	ppb
1	20:38:35	9.454	0.242	0.317	61.770	62.600	70.133%	70.525%	0.012
2	20:39:18	9.341	0.293	0.237	62.420	61.410	70.516%	71.603%	0.018
3	20:40:01	8.808	0.270	0.297	62.520	62.460	70.957%	71.786%	0.018
x		9.201	0.269	0.284	62.240	62.160	70.535%	71.305%	0.016
σ		0.345	0.026	0.042	0.408	0.651	0.413%	0.681%	0.003
%RSD		3.747	9.531	14.780	0.655	1.048	0.585	0.956	21.050

Run	Time	205Tl	206Pb	207Pb	208Pb	209Bi
		ppb	ppb	ppb	ppb	ppb
1	20:38:35	0.009	0.993	1.082	1.031	53.636%
2	20:39:18	0.025	0.984	0.896	0.972	53.806%
3	20:40:01	0.012	1.064	1.037	1.021	54.536%
x		0.015	1.013	1.005	1.008	53.993%
σ		0.008	0.044	0.097	0.031	0.478%
%RSD		53.350	4.318	9.693	3.086	0.885

Line	Conc.	Units	SD/RSD	1	2	3	4	5

*** Sample ID: KAE07 Seq: 51 19:50:59 14 Nov 07 HG

Hg .050 ppb 95

*** Sample ID: KAE1A Seq: 52 19:52:38 14 Nov 07 HG

Hg .058 ppb 134

*** Sample ID: KAE1D Seq: 53 19:54:17 14 Nov 07 HG

Hg .057 ppb 130

*** Sample ID: KAE1F Seq: 54 19:55:55 14 Nov 07 HG

Hg .053 ppb 113

*** Sample ID: KAE1J Seq: 55 19:57:36 14 Nov 07 HG

Hg .055 ppb 122

*** Sample ID: KAE1K Seq: 56 19:59:13 14 Nov 07 HG

Hg .054 ppb 118

*** Sample ID: KAE1P Seq: 57 20:00:52 14 Nov 07 HG

Hg .053 ppb 110

*** Sample ID: CCV6-5 Seq: 58 20:02:33 14 Nov 07 HG

Hg 4.72 ppb 22773

*** Sample ID: CCB5 Seq: 59 20:04:11 14 Nov 07 HG

Hg .038 ppb 39

*** Sample ID: KAE1R Seq: 60 20:06:00 14 Nov 07 HG

Hg .048 ppb 88

*** Sample ID: KAE10 Seq: 61 20:07:38 14 Nov 07 HG

Hg .053 ppb 112

Sample FMC 11 total mercury rep result 0.058 ug/L

APPENDIX G – PHASE II DATA VALIDATION REPORT

(on CD only)

Tetra Tech NUS **INTERNAL CORRESPONDENCE**

TO : **MIKE MARTIN** **DATE:** **MARCH 4, 2008**

FROM: **THOMAS JACKMAN** **COPIES:** **DV FILE**

SUBJECT:ORGANIC DATA VALIDATION – VOCS/SVOCS/PCBS
MARTIN STATE AIRPORT
SAMPLE DELIVERY GROUP (SDG) – C7K020216

SAMPLES: 17/Aqueous

FMC 3	FMC 5	FMC 7	FMC 9
FMC 10	FMC 11	FMC 12	FMC 13
FMC 16	FMC 18	FMC 20	FMC 22
FMC 24	FMC 25	FMC 26	
TripBlank#1	TripBlank#2		

Overview

This sample set for the Martin State Airport, SDG C7K020216, consists of 15 environmental water samples and 2 trip blanks. The samples were analyzed for Volatile Organic Compounds (VOCs), Semivolatile Organic Compounds (SVOCs), and Polychlorinated Biphenyls(PCBs). No field duplicates were included in this data set.

The samples were collected by Tetra Tech NUS, Inc. on October 30, 31, and November 1, 2007 and analyzed by TestAmerica Laboratories, Inc. The samples were analyzed by SW-846 Methods 8260B, 8270C, and 8082.

Summary

The findings in this report are based upon a general review of all available data including: data completeness, system performance, holding times, GC/MS tuning, initial/continuing calibrations, laboratory method blank contamination, surrogate spike, matrix spike/matrix spike duplicate (MS/MSD) results, Laboratory Control Sample (LCS) results, compound identification, compound quantitation, and detection limits. Areas of concern are listed below; documentation supporting these findings is presented in Appendix C. Qualified analytical results are presented in Appendix A. Results as reported by the laboratory are presented in Appendix B.

Major Problems

- None.

Minor Problems

- The following compounds were detected in trip blanks at the following maximum concentrations.

Compound	Level	Action Level
Acetone	11 µg/L	110 µg/L
Toluene	0.39 µg/L	1.95 µg/L
Chloromethane	0.15 µg/L	0.75 µg/L

  An action level of 10X the maximum blank concentration was used for acetone, a common laboratory contaminant. An action level of 5X the maximum contaminant concentration was used for toluene and chloromethane to evaluate laboratory or field contamination. Dilution factors and sample aliquots were taken into consideration in the application of all action levels, if applicable.

  Positive results for acetone, chloromethane, and toluene below the action level were qualified as false positives, "B".

- The LCS associated with batch 7312657 analyzed on 11/08/07 @22:03 on instrument HP6 had high recoveries for acetone (394%) and 1,2-dibromoethane (124%). Positive results for acetone were qualified as biased high (K) in samples associated with this LCS. No results for 1,2-dibromoethane were because this analyte was not positively detected in any samples. Note that most results for acetone were qualified (B) due to blank contamination, as discussed above.

- Positive results reported below the reporting limit (RL) but above the method detection limit (MDL) for the organic analyses were qualified as estimated (J).

Notes

The continuing calibration had the %D > 25% quality control limit but < 50% quality control limit for 4-nitrophenol on 11/21/07 @01:55 on instrument 733. No validation actions were required because 4-nitrophenol was not positively detected in samples associated with this calibration.

The continuing calibration had the %D > 25% quality control limit but < 50% quality control limit for 4-nitrophenol on 11/22/07 @05:04 on instrument 733. No validation actions were required because 4-nitrophenol was not positively detected in samples associated with this calibration.

The continuing calibration had the %D > 25% quality control limit but < 50% quality control limit for hexachlorocyclopentadiene on 11/26/07 @02:03 on instrument 733. No validation actions were required because hexachlorocyclopentadiene was not positively detected in samples associated with this calibration.

The SVOC matrix spike/matrix spike duplicate recoveries for a number of analytes in the laboratory MS/MSD for batch 7311333 were low. No validation actions were taken because the associated LCS results were acceptable and because the unspiked sample was not one of the environmental samples included in this SDG.

Executive Summary

Laboratory Performance: LCS recoveries for several VOCs were high resulting in the qualification of data. Continuing calibration %Ds for several VOCs exceeded QC limits.

Other Factors Affecting Data Quality: Three VOCs were detected in the trip blanks resulting in the qualification of data.

The data for these analyses were reviewed with reference to the "Region III Modifications to the National Functional Guidelines for Organic Data Review" (9/94). The text of this report has been formulated to address only those problem areas affecting data quality.

Tetra Tech NUS
Thomas Jackman
Environmental Scientist

Tetra Tech NUS
Joseph A. Samchuck
Quality Assurance Officer

Attachments:

1. Appendix A - Qualified Analytical Results
2. Appendix B - Results as reported by the Laboratory
3. Appendix C - Support Documentation

Data Qualifier Key:

B	-	Positive result is considered to be an artifact of blank contamination and should not be considered present.
J	-	Positive result is considered estimated, "J", as a result of technical noncompliances.
K	-	Positive result is considered as biased high, a result of technical noncompliances. Quantitation limit is probably higher.
U	-	Nondetected result.

APPENDIX A

QUALIFIED ANALYTICAL RESULTS

Data Validation Qualifier Codes:

A = Lab Blank Contamination
B = Field Blank Contamination
C = Calibration Noncompliance (e.g. % RSDs, %Ds, ICVs, CCVs, RRFs, etc.)
C01 = GC/MS Tuning Noncompliance
D = MS/MSD Recovery Noncompliance
E = LCS/LCSD Recovery Noncompliance
F = Lab Duplicate Imprecision
G = Field Duplicate Imprecision
H = Holding Time Exceedance
I = ICP Serial Dilution Noncompliance
J = GFAA PDS - GFAA MSA's $r < 0.995$ / ICP PDS Recovery Noncompliance
K = ICP Interference - includes ICS % R Noncompliance
L = Instrument Calibration Range Exceedance
M = Sample Preservation Noncompliance
N = Internal Standard Noncompliance
N01 = Internal Standard Recovery Noncompliance Dioxins
N02 = Recovery Standard Noncompliance Dioxins
N03 = Clean-up Standard Noncompliance Dioxins
O = Poor Instrument Performance (e.g. base-line drifting)
P = Uncertainty near detection limit (< 2 x IDL for inorganics and <CRQL for organics)
Q = Other problems (can encompass a number of issues; e.g. chromatography,interferences, etc.)
R = Surrogates Recovery Noncompliance
S = Pesticide/PCB Resolution
T = % Breakdown Noncompliance for DDT and Endrin
U = % Difference between columns/detectors >25% for positive results determined via GC/HPLC
V = Non-linear calibrations; correlation coefficient $r < 0.995$
W = EMPC result
X = Signal to noise response drop
Y = Percent solids <30%
Z = Uncertainty at 2 sigma deviation is greater than sample activity

PROJ_NO: 00998

SDG: C7K020216 MEDIA: WATER DATA FRACTION: OV

nsample	FMC 10	nsample	FMC 10	nsample	FMC 11
samp_date	10/30/2007	samp_date	10/30/2007	samp_date	10/30/2007
lab_id	C7K020216003	lab_id	C7K020216003	lab_id	C7K020216004
qc_type	NM	qc_type	NM	qc_type	NM
Pct_Solids		Pct_Solids		Pct_Solids	
DUP_OF:		DUP_OF:		DUP_OF:	

Parameter	units	Result	Val Qual	Qual Code
1,1,1-TRICHLOROETHANE	UG/L	1	U	
1,1,2,2-TETRACHLOROETHANE	UG/L	1	U	
1,1,2-TRICHLOROETHANE	UG/L	1	U	
1,1,2-TRICHLOROTRÍFLUOROET	UG/L	1	U	
1,1-DICHLOROETHANE	UG/L	1	U	
1,1-DICHLOROETHENE	UG/L	1	U	
1,2,4-TRICHLOROBENZENE	UG/L	1	U	
1,2-DIBROMO-3-CHLOROPROPA	UG/L	1	U	
1,2-DIBROMOETHANE	UG/L	1	U	
1,2-DICHLOROBENZENE	UG/L	1	U	
1,2-DICHLOROETHANE	UG/L	1	U	
1,2-DICHLOROPROPANE	UG/L	1	U	
1,3-DICHLOROBENZENE	UG/L	1	U	
1,4-DICHLOROBENZENE	UG/L	1	U	
2-BUTANONE	UG/L	5	U	
2-HEXANONE	UG/L	5	U	
4-METHYL-2-PENTANONE	UG/L	5	U	
ACETONE	UG/L	5	U	
BENZENE	UG/L	1	U	
BROMODICHLOROMETHANE	UG/L	1	U	
BROMOFORM	UG/L	1	U	
BROMOMETHANE	UG/L	1	U	
CARBON DISULFIDE	UG/L	1	U	
CARBON TETRACHLORIDE	UG/L	1	U	
CHLOROBENZENE	UG/L	1	U	
CHLORODIBROMOMETHANE	UG/L	1	U	
CHLOROETHANE	UG/L	1	U	
CHLOROFORM	UG/L	1	U	
CHLOROMETHANE	UG/L	1	U	
CIS-1,2-DICHLOROETHENE	UG/L	0.19	J	P
CIS-1,3-DICHLOROPROPENE	UG/L	1	U	
CYCLOHEXANE	UG/L	1	U	
DICHLORODIFLUOROMETHANE	UG/L	1	U	
ETHYLBENZENE	UG/L	1	U	
ISOPROPYLBENZENE	UG/L	1	U	
METHYL ACETATE	UG/L	1	U	
METHYL CYCLOHEXANE	UG/L	1	U	
METHYL TERT-BUTYL ETHER	UG/L	1	U	
METHYLENE CHLORIDE	UG/L	1	U	
STYRENE	UG/L	1	U	
TETRACHLOROETHENE	UG/L	1	U	
TOLUENE	UG/L	1	U	
TOTAL XYLENES	UG/L	3	U	
TRANS-1,2-DICHLOROETHENE	UG/L	1	U	
TRANS-1,3-DICHLOROPROPENE	UG/L	1	U	
TRICHLOROETHENE	UG/L	0.35	J	P
TRICHLOROFLUOROMETHANE	UG/L	1	U	
VINYL CHLORIDE	UG/L	1	U	
1,1,1-TRICHLOROETHANE	UG/L	1	U	
1,1,2,2-TETRACHLOROETHANE	UG/L	1	U	
1,1,2-TRICHLOROETHANE	UG/L	1	U	
1,1,2-TRICHLOROTRIFLUOROET	UG/L	1	U	
1,1-DICHLOROETHANE	UG/L	1	U	
1,1-DICHLOROETHENE	UG/L	1	U	
1,2,4-TRICHLOROBENZENE	UG/L	1	U	
1,2-DIBROMO-3-CHLOROPROPA	UG/L	1	U	
1,2-DIBROMOETHANE	UG/L	1	U	
1,2-DICHLOROBENZENE	UG/L	1	U	
1,2-DICHLOROETHANE	UG/L	1	U	
1,2-DICHLOROPROPANE	UG/L	1	U	
1,3-DICHLOROBENZENE	UG/L	1	U	
1,4-DICHLOROBENZENE	UG/L	1	U	
2-BUTANONE	UG/L	5	U	
2-HEXANONE	UG/L	5	U	
4-METHYL-2-PENTANONE	UG/L	5	U	
ACETONE	UG/L	3.2	B	B
BENZENE	UG/L	1	U	
BROMODICHLOROMETHANE	UG/L	1	U	
BROMOFORM	UG/L	1	U	
BROMOMETHANE	UG/L	1	U	
CARBON DISULFIDE	UG/L	1	U	
CARBON TETRACHLORIDE	UG/L	1	U	
CHLOROBENZENE	UG/L	1	U	
CHLORODIBROMOMETHANE	UG/L	1	U	
CHLOROETHANE	UG/L	1	U	
CHLOROFORM	UG/L	1	U	
CHLOROMETHANE	UG/L	0.16	B	B
CIS-1,2-DICHLOROETHENE	UG/L	0.26	J	P
CIS-1,3-DICHLOROPROPENE	UG/L	1	U	
CYCLOHEXANE	UG/L	1	U	
DICHLORODIFLUOROMETHANE	UG/L	1	U	

PROJ_NO: 00998

SDG: C7K020216 MEDIA: WATER DATA FRACTION: OV

nsample	FMC 11
samp_date	10/30/2007
lab_id	C7K020216004
qc_type	NM
Pct_Solids	
DUP_OF:	

Parameter	units	Result	Val Qual	Qual Code
ETHYLBENZENE	UG/L	1	U	
ISOPROPYLBENZENE	UG/L	1	U	
METHYL ACETATE	UG/L	1	U	
METHYL CYCLOHEXANE	UG/L	1	U	
METHYL TERT-BUTYL ETHER	UG/L	1	U	
METHYLENE CHLORIDE	UG/L	1	U	
STYRENE	UG/L	1	U	
TETRACHLOROETHENE	UG/L	1	U	
TOLUENE	UG/L	1	U	
TOTAL XYLENES	UG/L	3	U	
TRANS-1,2-DICHLOROETHENE	UG/L	1	U	
TRANS-1,3-DICHLOROPROPENE	UG/L	1	U	
TRICHLOROETHENE	UG/L	0.63	J	P
TRICHLOROFLUOROMETHANE	UG/L	1	U	
VINYL CHLORIDE	UG/L	0.18	J	P

nsample	FMC 12
samp_date	10/30/2007
lab_id	C7K020216005
qc_type	NM
Pct_Solids	
DUP_OF:	

Parameter	units	Result	Val Qual	Qual Code
1,1,1-TRICHLOROETHANE	UG/L	1	U	
1,1,2,2-TETRACHLOROETHANE	UG/L	1	U	
1,1,2-TRICHLOROETHANE	UG/L	1	U	
1,1,2-TRICHLOROTRIFLUOROET	UG/L	1	U	
1,1-DICHLOROETHANE	UG/L	1	U	
1,1-DICHLOROETHENE	UG/L	1	U	
1,2,4-TRICHLOROBENZENE	UG/L	1	U	
1,2-DIBROMO-3-CHLOROPROPA	UG/L	1	U	
1,2-DIBROMOETHANE	UG/L	1	U	
1,2-DICHLOROBENZENE	UG/L	1	U	
1,2-DICHLOROETHANE	UG/L	1	U	
1,2-DICHLOROPROPANE	UG/L	1	U	
1,3-DICHLOROBENZENE	UG/L	1	U	
1,4-DICHLOROBENZENE	UG/L	1	U	
2-BUTANONE	UG/L	5	U	
2-HEXANONE	UG/L	5	U	
4-METHYL-2-PENTANONE	UG/L	5	U	
ACETONE	UG/L	5	U	
BENZENE	UG/L	1	U	
BROMODICHLOROMETHANE	UG/L	1	U	
BROMOFORM	UG/L	1	U	
BROMOMETHANE	UG/L	1	U	
CARBON DISULFIDE	UG/L	1	U	
CARBON TETRACHLORIDE	UG/L	1	U	
CHLOROBENZENE	UG/L	1	U	
CHLORODIBROMOMETHANE	UG/L	1	U	
CHLOROETHANE	UG/L	1	U	
CHLOROFORM	UG/L	1	U	
CHLOROMETHANE	UG/L	1	U	
CIS-1,2-DICHLOROETHENE	UG/L	0.52	J	P
CIS-1,3-DICHLOROPROPENE	UG/L	1	U	
CYCLOHEXANE	UG/L	1	U	
DICHLORODIFLUOROMETHANE	UG/L	1	U	

nsample	FMC 12
samp_date	10/30/2007
lab_id	C7K020216005
qc_type	NM
Pct_Solids	
DUP_OF:	

Parameter	units	Result	Val Qual	Qual Code
ETHYLBENZENE	UG/L	1	U	
ISOPROPYLBENZENE	UG/L	1	U	
METHYL ACETATE	UG/L	1	U	
METHYL CYCLOHEXANE	UG/L	1	U	
METHYL TERT-BUTYL ETHER	UG/L	1	U	
METHYLENE CHLORIDE	UG/L	1	U	
STYRENE	UG/L	1	U	
TETRACHLOROETHENE	UG/L	1	U	
TOLUENE	UG/L	1	U	
TOTAL XYLENES	UG/L	3	U	
TRANS-1,2-DICHLOROETHENE	UG/L	1	U	
TRANS-1,3-DICHLOROPROPENE	UG/L	1	U	
TRICHLOROETHENE	UG/L	1.3		
TRICHLOROFLUOROMETHANE	UG/L	1	U	
VINYL CHLORIDE	UG/L	0.29	J	P

PROJ_NO: 00998

SDG: C7K020216 MEDIA: WATER DATA FRACTION: OV

nsample	FMC 13	nsample	FMC 13	nsample	FMC 16
samp_date	10/30/2007	samp_date	10/30/2007	samp_date	10/31/2007
lab_id	C7K020216006	lab_id	C7K020216006	lab_id	C7K020216007
qc_type	NM	qc_type	NM	qc_type	NM
Pct_Solids		Pct_Solids		Pct_Solids	
DUP_OF:		DUP_OF:		DUP_OF:	

Parameter	units	Result	Val Qual	Qual Code
1,1,1-TRICHLOROETHANE	UG/L	1	U	
1,1,2,2-TETRACHLOROETHANE	UG/L	1	U	
1,1,2-TRICHLOROETHANE	UG/L	1	U	
1,1,2-TRICHLOROTRIFLUOROET	UG/L	1	U	
1,1-DICHLOROETHANE	UG/L	1	U	
1,1-DICHLOROETHENE	UG/L	1	U	
1,2,4-TRICHLOROBENZENE	UG/L	1	U	
1,2-DIBROMO-3-CHLOROPROPA	UG/L	1	U	
1,2-DIBROMOETHANE	UG/L	1	U	
1,2-DICHLOROBENZENE	UG/L	1	U	
1,2-DICHLOROETHANE	UG/L	1	U	
1,2-DICHLOROPROPANE	UG/L	1	U	
1,3-DICHLOROBENZENE	UG/L	1	U	
1,4-DICHLOROBENZENE	UG/L	1	U	
2-BUTANONE	UG/L	5	U	
2-HEXANONE	UG/L	5	U	
4-METHYL-2-PENTANONE	UG/L	5	U	
ACETONE	UG/L	5	U	
BENZENE	UG/L	1	U	
BROMODICHLOROMETHANE	UG/L	1	U	
BROMOFORM	UG/L	1	U	
BROMOMETHANE	UG/L	1	U	
CARBON DISULFIDE	UG/L	1	U	
CARBON TETRACHLORIDE	UG/L	1	U	
CHLOROBENZENE	UG/L	1	U	
CHLORODIBROMOMETHANE	UG/L	1	U	
CHLOROETHANE	UG/L	1	U	
CHLOROFORM	UG/L	1	U	
CHLOROMETHANE	UG/L	0.18	B	B
CIS-1,2-DICHLOROETHENE	UG/L	0.5	J	P
CIS-1,3-DICHLOROPROPENE	UG/L	1	U	
CYCLOHEXANE	UG/L	1	U	
DICHLORODIFLUOROMETHANE	UG/L	1	U	

Parameter	units	Result	Val Qual	Qual Code
ETHYLBENZENE	UG/L	1	U	
ISOPROPYLBENZENE	UG/L	1	U	
METHYL ACETATE	UG/L	1	U	
METHYL CYCLOHEXANE	UG/L	1	U	
METHYL TERT-BUTYL ETHER	UG/L	1	U	
METHYLENE CHLORIDE	UG/L	1	U	
STYRENE	UG/L	1	U	
TETRACHLOROETHENE	UG/L	1	U	
TOLUENE	UG/L	1	U	
TOTAL XYLENES	UG/L	3	U	
TRANS-1,2-DICHLOROETHENE	UG/L	1	U	
TRANS-1,3-DICHLOROPROPENE	UG/L	1	U	
TRICHLOROETHENE	UG/L	2.2		
TRICHLOROFLUOROMETHANE	UG/L	1	U	
VINYL CHLORIDE	UG/L	0.33	J	P

Parameter	units	Result	Val Qual	Qual Code
1,1,1-TRICHLOROETHANE	UG/L	1	U	
1,1,2,2-TETRACHLOROETHANE	UG/L	1	U	
1,1,2-TRICHLOROETHANE	UG/L	1	U	
1,1,2-TRICHLOROTRIFLUOROET	UG/L	1	U	
1,1-DICHLOROETHANE	UG/L	1	U	
1,1-DICHLOROETHENE	UG/L	1	U	
1,2,4-TRICHLOROBENZENE	UG/L	1	U	
1,2-DIBROMO-3-CHLOROPROPA	UG/L	1	U	
1,2-DIBROMOETHANE	UG/L	1	U	
1,2-DICHLOROBENZENE	UG/L	1	U	
1,2-DICHLOROETHANE	UG/L	1	U	
1,2-DICHLOROPROPANE	UG/L	1	U	
1,3-DICHLOROBENZENE	UG/L	1	U	
1,4-DICHLOROBENZENE	UG/L	1	U	
2-BUTANONE	UG/L	5	U	
2-HEXANONE	UG/L	5	U	
4-METHYL-2-PENTANONE	UG/L	5	U	
ACETONE	UG/L	3.1	B	B
BENZENE	UG/L	1	U	
BROMODICHLOROMETHANE	UG/L	1	U	
BROMOFORM	UG/L	1	U	
BROMOMETHANE	UG/L	1	U	
CARBON DISULFIDE	UG/L	1	U	
CARBON TETRACHLORIDE	UG/L	1	U	
CHLOROBENZENE	UG/L	1	U	
CHLORODIBROMOMETHANE	UG/L	1	U	
CHLOROETHANE	UG/L	1	U	
CHLOROFORM	UG/L	1	U	
CHLOROMETHANE	UG/L	0.14	B	B
CIS-1,2-DICHLOROETHENE	UG/L	1.1		
CIS-1,3-DICHLOROPROPENE	UG/L	1	U	
CYCLOHEXANE	UG/L	1	U	
DICHLORODIFLUOROMETHANE	UG/L	1	U	

PROJ_NO: 00998

SDG: C7K020216 MEDIA: WATER DATA FRACTION: OV

nsample	FMC 16	nsample	FMC 18	nsample	FMC 18
samp_date	10/31/2007	samp_date	10/31/2007	samp_date	10/31/2007
lab_id	C7K020216007	lab_id	C7K020216008	lab_id	C7K020216008
qc_type	NM	qc_type	NM	qc_type	NM
Pct_Solids		Pct_Solids		Pct_Solids	
DUP_OF:		DUP_OF:		DUP_OF:	

Parameter	units	Result	Val Qual	Qual Code
ETHYLBENZENE	UG/L	1	U	
ISOPROPYLBENZENE	UG/L	1	U	
METHYL ACETATE	UG/L	1	U	
METHYL CYCLOHEXANE	UG/L	1	U	
METHYL TERT-BUTYL ETHER	UG/L	1	U	
METHYLENE CHLORIDE	UG/L	1	U	
STYRENE	UG/L	1	U	
TETRACHLOROETHENE	UG/L	1	U	
TOLUENE	UG/L	1	U	
TOTAL XYLENES	UG/L	3	U	
TRANS-1,2-DICHLOROETHENE	UG/L	1	U	
TRANS-1,3-DICHLOROPROPENE	UG/L	1	U	
TRICHLOROETHENE	UG/L	3.1		
TRICHLOROFLUOROMETHANE	UG/L	1	U	
VINYL CHLORIDE	UG/L	0.73	J	P

Parameter	units	Result	Val Qual	Qual Code
1,1,1-TRICHLOROETHANE	UG/L	1	U	
1,1,2,2-TETRACHLOROETHANE	UG/L	1	U	
1,1,2-TRICHLOROETHANE	UG/L	1	U	
1,1,2-TRICHLOROTRIFLUOROET	UG/L	1	U	
1,1-DICHLOROETHANE	UG/L	1	U	
1,1-DICHLOROETHENE	UG/L	1	U	
1,2,4-TRICHLOROBENZENE	UG/L	1	U	
1,2-DIBROMO-3-CHLOROPROPA	UG/L	1	U	
1,2-DIBROMOETHANE	UG/L	1	U	
1,2-DICHLOROBENZENE	UG/L	1	U	
1,2-DICHLOROETHANE	UG/L	1	U	
1,2-DICHLOROPROPANE	UG/L	1	U	
1,3-DICHLOROBENZENE	UG/L	1	U	
1,4-DICHLOROBENZENE	UG/L	1	U	
2-BUTANONE	UG/L	5	U	
2-HEXANONE	UG/L	5	U	
4-METHYL-2-PENTANONE	UG/L	5	U	
ACETONE	UG/L	2.8	B	B
BENZENE	UG/L	1	U	
BROMODICHLOROMETHANE	UG/L	1	U	
BROMOFORM	UG/L	1	U	
BROMOMETHANE	UG/L	1	U	
CARBON DISULFIDE	UG/L	1	U	
CARBON TETRACHLORIDE	UG/L	1	U	
CHLOROBENZENE	UG/L	1	U	
CHLORODIBROMOMETHANE	UG/L	1	U	
CHLOROETHANE	UG/L	1	U	
CHLOROFORM	UG/L	1	U	
CHLOROMETHANE	UG/L	0.14	B	B
CIS-1,2-DICHLOROETHENE	UG/L	0.22	J	P
CIS-1,3-DICHLOROPROPENE	UG/L	1	U	
CYCLOHEXANE	UG/L	1	U	
DICHLORODIFLUOROMETHANE	UG/L	1	U	

Parameter	units	Result	Val Qual	Qual Code
ETHYLBENZENE	UG/L	1	U	
ISOPROPYLBENZENE	UG/L	1	U	
METHYL ACETATE	UG/L	1	U	
METHYL CYCLOHEXANE	UG/L	1	U	
METHYL TERT-BUTYL ETHER	UG/L	1	U	
METHYLENE CHLORIDE	UG/L	1	U	
STYRENE	UG/L	1	U	
TETRACHLOROETHENE	UG/L	1	U	
TOLUENE	UG/L	1	U	
TOTAL XYLENES	UG/L	3	U	
TRANS-1,2-DICHLOROETHENE	UG/L	1	U	
TRANS-1,3-DICHLOROPROPENE	UG/L	1	U	
TRICHLOROETHENE	UG/L	0.4	J	P
TRICHLOROFLUOROMETHANE	UG/L	1	U	
VINYL CHLORIDE	UG/L	1	U	

PROJ_NO: 00998

SDG: C7K020216 MEDIA: WATER DATA FRACTION: OV

nsample	FMC 20	nsample	FMC 20	nsample	FMC 22
samp_date	10/31/2007	samp_date	10/31/2007	samp_date	10/31/2007
lab_id	C7K020216009	lab_id	C7K020216009	lab_id	C7K020216010
qc_type	NM	qc_type	NM	qc_type	NM
Pct_Solids		Pct_Solids		Pct_Solids	
DUP_OF:		DUP_OF:		DUP_OF:	

Parameter	units	Result	Val Qual	Qual Code
1,1,1-TRICHLOROETHANE	UG/L	1	U	
1,1,2,2-TETRACHLOROETHANE	UG/L	1	U	
1,1,2-TRICHLOROETHANE	UG/L	1	U	
1,1,2-TRICHLOROTRIFLUOROET	UG/L	1	U	
1,1-DICHLOROETHANE	UG/L	1	U	
1,1-DICHLOROETHENE	UG/L	1	U	
1,2,4-TRICHLOROBENZENE	UG/L	1	U	
1,2-DIBROMO-3-CHLOROPROPA	UG/L	1	U	
1,2-DIBROMOETHANE	UG/L	1	U	
1,2-DICHLOROBENZENE	UG/L	1	U	
1,2-DICHLOROETHANE	UG/L	1	U	
1,2-DICHLOROPROPANE	UG/L	1	U	
1,3-DICHLOROBENZENE	UG/L	1	U	
1,4-DICHLOROBENZENE	UG/L	1	U	
2-BUTANONE	UG/L	5	U	
2-HEXANONE	UG/L	5	U	
4-METHYL-2-PENTANONE	UG/L	5	U	
ACETONE	UG/L	5	U	
BENZENE	UG/L	1	U	
BROMODICHLOROMETHANE	UG/L	1	U	
BROMOFORM	UG/L	1	U	
BROMOMETHANE	UG/L	1	U	
CARBON DISULFIDE	UG/L	1	U	
CARBON TETRACHLORIDE	UG/L	1	U	
CHLOROBENZENE	UG/L	1	U	
CHLORODIBROMOMETHANE	UG/L	1	U	
CHLOROETHANE	UG/L	1	U	
CHLOROFORM	UG/L	1	U	
CHLOROMETHANE	UG/L	0.14	B	B
CIS-1,2-DICHLOROETHENE	UG/L	1	U	
CIS-1,3-DICHLOROPROPENE	UG/L	1	U	
CYCLOHEXANE	UG/L	1	U	
DICHLORODIFLUOROMETHANE	UG/L	1	U	
ETHYLBENZENE	UG/L	1	U	
ISOPROPYLBENZENE	UG/L	1	U	
METHYL ACETATE	UG/L	1	U	
METHYL CYCLOHEXANE	UG/L	1	U	
METHYL TERT-BUTYL ETHER	UG/L	1	U	
METHYLENE CHLORIDE	UG/L	1	U	
STYRENE	UG/L	1	U	
TETRACHLOROETHENE	UG/L	1	U	
TOLUENE	UG/L	1	U	
TOTAL XYLENES	UG/L	3	U	
TRANS-1,2-DICHLOROETHENE	UG/L	1	U	
TRANS-1,3-DICHLOROPROPENE	UG/L	1	U	
TRICHLOROETHENE	UG/L	0.36	J	P
TRICHLOROFLUOROMETHANE	UG/L	1	U	
VINYL CHLORIDE	UG/L	1	U	
1,1,1-TRICHLOROETHANE	UG/L	1	U	
1,1,2,2-TETRACHLOROETHANE	UG/L	1	U	
1,1,2-TRICHLOROETHANE	UG/L	1	U	
1,1,2-TRICHLOROTRIFLUOROET	UG/L	1	U	
1,1-DICHLOROETHANE	UG/L	1	U	
1,1-DICHLOROETHENE	UG/L	1	U	
1,2,4-TRICHLOROBENZENE	UG/L	1	U	
1,2-DIBROMO-3-CHLOROPROPA	UG/L	1	U	
1,2-DIBROMOETHANE	UG/L	1	U	
1,2-DICHLOROBENZENE	UG/L	1	U	
1,2-DICHLOROETHANE	UG/L	1	U	
1,2-DICHLOROPROPANE	UG/L	1	U	
1,3-DICHLOROBENZENE	UG/L	1	U	
1,4-DICHLOROBENZENE	UG/L	1	U	
2-BUTANONE	UG/L	5	U	
2-HEXANONE	UG/L	5	U	
4-METHYL-2-PENTANONE	UG/L	5	U	
ACETONE	UG/L	2.6	B	B
BENZENE	UG/L	1	U	
BROMODICHLOROMETHANE	UG/L	1	U	
BROMOFORM	UG/L	1	U	
BROMOMETHANE	UG/L	1	U	
CARBON DISULFIDE	UG/L	1	U	
CARBON TETRACHLORIDE	UG/L	1	U	
CHLOROBENZENE	UG/L	1	U	
CHLORODIBROMOMETHANE	UG/L	1	U	
CHLOROETHANE	UG/L	1	U	
CHLOROFORM	UG/L	1	U	
CHLOROMETHANE	UG/L	0.15	B	B
CIS-1,2-DICHLOROETHENE	UG/L	0.3	J	P
CIS-1,3-DICHLOROPROPENE	UG/L	1	U	
CYCLOHEXANE	UG/L	1	U	
DICHLORODIFLUOROMETHANE	UG/L	1	U	

PROJ_NO: 00998

SDG: C7K020216 MEDIA: WATER DATA FRACTION: OV

nsample	FMC 22
samp_date	10/31/2007
lab_id	C7K020216010
qc_type	NM
Pct_Solids	
DUP_OF:	

Parameter	units	Result	Val Qual	Qual Code
ETHYLBENZENE	UG/L	1	U	
ISOPROPYLBENZENE	UG/L	1	U	
METHYL ACETATE	UG/L	1	U	
METHYL CYCLOHEXANE	UG/L	1	U	
METHYL TERT-BUTYL ETHER	UG/L	1	U	
METHYLENE CHLORIDE	UG/L	1	U	
STYRENE	UG/L	1	U	
TETRACHLOROETHENE	UG/L	1	U	
TOLUENE	UG/L	1	U	
TOTAL XYLENES	UG/L	3	U	
TRANS-1,2-DICHLOROETHENE	UG/L	1	U	
TRANS-1,3-DICHLOROPROPENE	UG/L	1	U	
TRICHLOROETHENE	UG/L	0.45	J	P
TRICHLOROFLUOROMETHANE	UG/L	1	U	
VINYL CHLORIDE	UG/L	1	U	

nsample	FMC 24
samp_date	10/30/2007
lab_id	C7K020216001
qc_type	NM
Pct_Solids	
DUP_OF:	

Parameter	units	Result	Val Qual	Qual Code
1,1,1-TRICHLOROETHANE	UG/L	1	U	
1,1,2,2-TETRACHLOROETHANE	UG/L	1	U	
1,1,2-TRICHLOROETHANE	UG/L	1	U	
1,1,2-TRICHLOROTRIFLUOROET	UG/L	1	U	
1,1-DICHLOROETHANE	UG/L	1	U	
1,1-DICHLOROETHENE	UG/L	1	U	
1,2,4-TRICHLOROBENZENE	UG/L	1	U	
1,2-DIBROMO-3-CHLOROPROPA	UG/L	1	U	
1,2-DIBROMOETHANE	UG/L	1	U	
1,2-DICHLOROBENZENE	UG/L	1	U	
1,2-DICHLOROETHANE	UG/L	1	U	
1,2-DICHLOROPROPANE	UG/L	1	U	
1,3-DICHLOROBENZENE	UG/L	1	U	
1,4-DICHLOROBENZENE	UG/L	1	U	
2-BUTANONE	UG/L	5	U	
2-HEXANONE	UG/L	5	U	
4-METHYL-2-PENTANONE	UG/L	5	U	
ACETONE	UG/L	2.8	B	B
BENZENE	UG/L	1	U	
BROMODICHLOROMETHANE	UG/L	1	U	
BROMOFORM	UG/L	1	U	
BROMOMETHANE	UG/L	1	U	
CARBON DISULFIDE	UG/L	1	U	
CARBON TETRACHLORIDE	UG/L	1	U	
CHLOROBENZENE	UG/L	1	U	
CHLORODIBROMOMETHANE	UG/L	1	U	
CHLOROETHANE	UG/L	1	U	
CHLOROFORM	UG/L	1	U	
CHLOROMETHANE	UG/L	1	U	
CIS-1,2-DICHLOROETHENE	UG/L	1	U	
CIS-1,3-DICHLOROPROPENE	UG/L	1	U	
CYCLOHEXANE	UG/L	1	U	
DICHLORODIFLUOROMETHANE	UG/L	1	U	

nsample	FMC 24
samp_date	10/30/2007
lab_id	C7K020216001
qc_type	NM
Pct_Solids	
DUP_OF:	

Parameter	units	Result	Val Qual	Qual Code
ETHYLBENZENE	UG/L	1	U	
ISOPROPYLBENZENE	UG/L	1	U	
METHYL ACETATE	UG/L	1	U	
METHYL CYCLOHEXANE	UG/L	1	U	
METHYL TERT-BUTYL ETHER	UG/L	1	U	
METHYLENE CHLORIDE	UG/L	1	U	
STYRENE	UG/L	1	U	
TETRACHLOROETHENE	UG/L	1	U	
TOLUENE	UG/L	1	U	
TOTAL XYLENES	UG/L	3	U	
TRANS-1,2-DICHLOROETHENE	UG/L	1	U	
TRANS-1,3-DICHLOROPROPENE	UG/L	1	U	
TRICHLOROETHENE	UG/L	0.27	J	P
TRICHLOROFLUOROMETHANE	UG/L	1	U	
VINYL CHLORIDE	UG/L	1	U	

PROJ_NO: 00998

SDG: C7K020216 MEDIA: WATER DATA FRACTION: OV

nsample	FMC 25
samp_date	11/1/2007
lab_id	C7K020216014
qc_type	NM
Pct_Solids	
DUP_OF:	

Parameter	units	Result	Val Qual	Qual Code
1,1,1-TRICHLOROETHANE	UG/L	1	U	
1,1,2,2-TETRACHLOROETHANE	UG/L	1	U	
1,1,2-TRICHLOROETHANE	UG/L	1	U	
1,1,2-TRICHLOROTRIFLUOROET	UG/L	1	U	
1,1-DICHLOROETHANE	UG/L	1	U	
1,1-DICHLOROETHENE	UG/L	1	U	
1,2,4-TRICHLOROBENZENE	UG/L	1	U	
1,2-DIBROMO-3-CHLOROPROPA	UG/L	1	U	
1,2-DIBROMOETHANE	UG/L	1	U	
1,2-DICHLOROBENZENE	UG/L	1	U	
1,2-DICHLOROETHANE	UG/L	1	U	
1,2-DICHLOROPROPANE	UG/L	1	U	
1,3-DICHLOROBENZENE	UG/L	1	U	
1,4-DICHLOROBENZENE	UG/L	1	U	
2-BUTANONE	UG/L	5	U	
2-HEXANONE	UG/L	5	U	
4-METHYL-2-PENTANONE	UG/L	5	U	
ACETONE	UG/L	3.8	B	B
BENZENE	UG/L	1	U	
BROMODICHLOROMETHANE	UG/L	1	U	
BROMOFORM	UG/L	1	U	
BROMOMETHANE	UG/L	1	U	
CARBON DISULFIDE	UG/L	1	U	
CARBON TETRACHLORIDE	UG/L	1	U	
CHLOROBENZENE	UG/L	1	U	
CHLORODIBROMOMETHANE	UG/L	1	U	
CHLOROETHANE	UG/L	1	U	
CHLOROFORM	UG/L	1	U	
CHLOROMETHANE	UG/L	1	U	
CIS-1,2-DICHLOROETHENE	UG/L	1	U	
CIS-1,3-DICHLOROPROPENE	UG/L	1	U	
CYCLOHEXANE	UG/L	1	U	
DICHLORODIFLUOROMETHANE	UG/L	1	U	

nsample	FMC 25
samp_date	11/1/2007
lab_id	C7K020216014
qc_type	NM
Pct_Solids	
DUP_OF:	

Parameter	units	Result	Val Qual	Qual Code
ETHYLBENZENE	UG/L	1	U	
ISOPROPYLBENZENE	UG/L	1	U	
METHYL ACETATE	UG/L	1	U	
METHYL CYCLOHEXANE	UG/L	1	U	
METHYL TERT-BUTYL ETHER	UG/L	1	U	
METHYLENE CHLORIDE	UG/L	1	U	
STYRENE	UG/L	1	U	
TETRACHLOROETHENE	UG/L	1	U	
TOLUENE	UG/L	1	U	
TOTAL XYLENES	UG/L	3	U	
TRANS-1,2-DICHLOROETHENE	UG/L	1	U	
TRANS-1,3-DICHLOROPROPENE	UG/L	1	U	
TRICHLOROETHENE	UG/L	1	U	
TRICHLOROFLUOROMETHANE	UG/L	1	U	
VINYL CHLORIDE	UG/L	1	U	

nsample	FMC 26
samp_date	11/1/2007
lab_id	C7K020216015
qc_type	NM
Pct_Solids	
DUP_OF:	

Parameter	units	Result	Val Qual	Qual Code
1,1,1-TRICHLOROETHANE	UG/L	1	U	
1,1,2,2-TETRACHLOROETHANE	UG/L	1	U	
1,1,2-TRICHLOROETHANE	UG/L	1	U	
1,1,2-TRICHLOROTRIFLUOROET	UG/L	1	U	
1,1-DICHLOROETHANE	UG/L	1	U	
1,1-DICHLOROETHENE	UG/L	1	U	
1,2,4-TRICHLOROBENZENE	UG/L	1	U	
1,2-DIBROMO-3-CHLOROPROPA	UG/L	1	U	
1,2-DIBROMOETHANE	UG/L	1	U	
1,2-DICHLOROBENZENE	UG/L	1	U	
1,2-DICHLOROETHANE	UG/L	1	U	
1,2-DICHLOROPROPANE	UG/L	1	U	
1,3-DICHLOROBENZENE	UG/L	1	U	
1,4-DICHLOROBENZENE	UG/L	1	U	
2-BUTANONE	UG/L	5	U	
2-HEXANONE	UG/L	5	U	
4-METHYL-2-PENTANONE	UG/L	5	U	
ACETONE	UG/L	2.7	B	B
BENZENE	UG/L	1	U	
BROMODICHLOROMETHANE	UG/L	1	U	
BROMOFORM	UG/L	1	U	
BROMOMETHANE	UG/L	1	U	
CARBON DISULFIDE	UG/L	1	U	
CARBON TETRACHLORIDE	UG/L	1	U	
CHLOROBENZENE	UG/L	1	U	
CHLORODIBROMOMETHANE	UG/L	1	U	
CHLOROETHANE	UG/L	1	U	
CHLOROFORM	UG/L	1	U	
CHLOROMETHANE	UG/L	0.14	B	B
CIS-1,2-DICHLOROETHENE	UG/L	1	U	
CIS-1,3-DICHLOROPROPENE	UG/L	1	U	
CYCLOHEXANE	UG/L	1	U	
DICHLORODIFLUOROMETHANE	UG/L	1	U	

PROJ_NO: 00998

SDG: C7K020216 MEDIA: WATER DATA FRACTION: OV

nsample	FMC 26
samp_date	11/1/2007
lab_id	C7K020216015
qc_type	NM
Pct_Solids	
DUP_OF:	

Parameter	units	Result	Val Qual	Qual Code
ETHYLBENZENE	UG/L	1	U	
ISOPROPYLBENZENE	UG/L	1	U	
METHYL ACETATE	UG/L	1	U	
METHYL CYCLOHEXANE	UG/L	1	U	
METHYL TERT-BUTYL ETHER	UG/L	1	U	
METHYLENE CHLORIDE	UG/L	1	U	
STYRENE	UG/L	1	U	
TETRACHLOROETHENE	UG/L	1	U	
TOLUENE	UG/L	1	U	
TOTAL XYLENES	UG/L	3	U	
TRANS-1,2-DICHLOROETHENE	UG/L	1	U	
TRANS-1,3-DICHLOROPROPENE	UG/L	1	U	
TRICHLOROETHENE	UG/L	1	U	
TRICHLOROFLUOROMETHANE	UG/L	1	U	
VINYL CHLORIDE	UG/L	1	U	

nsample	FMC 3
samp_date	10/31/2007
lab_id	C7K020216011
qc_type	NM
Pct_Solids	
DUP_OF:	

Parameter	units	Result	Val Qual	Qual Code
1,1,1-TRICHLOROETHANE	UG/L	1	U	
1,1,2,2-TETRACHLOROETHANE	UG/L	1	U	
1,1,2-TRICHLOROETHANE	UG/L	1	U	
1,1,2-TRICHLOROTRIFLUOROET	UG/L	1	U	
1,1-DICHLOROETHANE	UG/L	1	U	
1,1-DICHLOROETHENE	UG/L	1	U	
1,2,4-TRICHLOROBENZENE	UG/L	1	U	
1,2-DIBROMO-3-CHLOROPROPA	UG/L	1	U	
1,2-DIBROMOETHANE	UG/L	1	U	
1,2-DICHLOROBENZENE	UG/L	1	U	
1,2-DICHLOROETHANE	UG/L	1	U	
1,2-DICHLOROPROPANE	UG/L	1	U	
1,3-DICHLOROBENZENE	UG/L	1	U	
1,4-DICHLOROBENZENE	UG/L	1	U	
2-BUTANONE	UG/L	5	U	
2-HEXANONE	UG/L	5	U	
4-METHYL-2-PENTANONE	UG/L	5	U	
ACETONE	UG/L	5.4	B	B
BENZENE	UG/L	1	U	
BROMODICHLOROMETHANE	UG/L	1	U	
BROMOFORM	UG/L	1	U	
BROMOMETHANE	UG/L	1	U	
CARBON DISULFIDE	UG/L	1	U	
CARBON TETRACHLORIDE	UG/L	1	U	
CHLOROBENZENE	UG/L	1	U	
CHLORODIBROMOMETHANE	UG/L	1	U	
CHLOROETHANE	UG/L	1	U	
CHLOROFORM	UG/L	1	U	
CHLOROMETHANE	UG/L	0.26	B	B
CIS-1,2-DICHLOROETHENE	UG/L	0.25	J	P
CIS-1,3-DICHLOROPROPENE	UG/L	1	U	
CYCLOHEXANE	UG/L	1	U	
DICHLORODIFLUOROMETHANE	UG/L	1	U	

nsample	FMC 3
samp_date	10/31/2007
lab_id	C7K020216011
qc_type	NM
Pct_Solids	
DUP_OF:	

Parameter	units	Result	Val Qual	Qual Code
ETHYLBENZENE	UG/L	1	U	
ISOPROPYLBENZENE	UG/L	1	U	
METHYL ACETATE	UG/L	1	U	
METHYL CYCLOHEXANE	UG/L	1	U	
METHYL TERT-BUTYL ETHER	UG/L	1	U	
METHYLENE CHLORIDE	UG/L	1	U	
STYRENE	UG/L	1	U	
TETRACHLOROETHENE	UG/L	1	U	
TOLUENE	UG/L	1	U	
TOTAL XYLENES	UG/L	3	U	
TRANS-1,2-DICHLOROETHENE	UG/L	1	U	
TRANS-1,3-DICHLOROPROPENE	UG/L	1	U	
TRICHLOROETHENE	UG/L	0.53	J	P
TRICHLOROFLUOROMETHANE	UG/L	1	U	
VINYL CHLORIDE	UG/L	1	U	

PROJ_NO: 00998

SDG: C7K020216 MEDIA: WATER DATA FRACTION: OV

nsample	FMC 5	nsample	FMC 5	nsample	FMC 7
samp_date	10/31/2007	samp_date	10/31/2007	samp_date	10/31/2007
lab_id	C7K020216012	lab_id	C7K020216012	lab_id	C7K020216013
qc_type	NM	qc_type	NM	qc_type	NM
Pct_Solids		Pct_Solids		Pct_Solids	
DUP_OF:		DUP_OF:		DUP_OF:	

Parameter	units	Result	Val Qual	Qual Code
1,1,1-TRICHLOROETHANE	UG/L	1	U	
1,1,2,2-TETRACHLOROETHANE	UG/L	1	U	
1,1,2-TRICHLOROETHANE	UG/L	1	U	
1,1,2-TRICHLOROTRIFLUOROET	UG/L	1	U	
1,1-DICHLOROETHANE	UG/L	1	U	
1,1-DICHLOROETHENE	UG/L	1	U	
1,2,4-TRICHLOROBENZENE	UG/L	1	U	
1,2-DIBROMO-3-CHLOROPROPA	UG/L	1	U	
1,2-DIBROMOETHANE	UG/L	1	U	
1,2-DICHLOROBENZENE	UG/L	1	U	
1,2-DICHLOROETHANE	UG/L	1	U	
1,2-DICHLOROPROPANE	UG/L	1	U	
1,3-DICHLOROBENZENE	UG/L	1	U	
1,4-DICHLOROBENZENE	UG/L	1	U	
2-BUTANONE	UG/L	5	U	
2-HEXANONE	UG/L	5	U	
4-METHYL-2-PENTANONE	UG/L	5	U	
ACETONE	UG/L	2.8	B	B
BENZENE	UG/L	1	U	
BROMODICHLOROMETHANE	UG/L	1	U	
BROMOFORM	UG/L	1	U	
BROMOMETHANE	UG/L	1	U	
CARBON DISULFIDE	UG/L	1	U	
CARBON TETRACHLORIDE	UG/L	1	U	
CHLOROBENZENE	UG/L	1	U	
CHLORODIBROMOMETHANE	UG/L	1	U	
CHLOROETHANE	UG/L	1	U	
CHLOROFORM	UG/L	1	U	
CHLOROMETHANE	UG/L	1	U	
CIS-1,2-DICHLOROETHENE	UG/L	0.18	J	P
CIS-1,3-DICHLOROPROPENE	UG/L	1	U	
CYCLOHEXANE	UG/L	1	U	
DICHLORODIFLUOROMETHANE	UG/L	1	U	

Parameter	units	Result	Val Qual	Qual Code
ETHYLBENZENE	UG/L	1	U	
ISOPROPYLBENZENE	UG/L	1	U	
METHYL ACETATE	UG/L	1	U	
METHYL CYCLOHEXANE	UG/L	1	U	
METHYL TERT-BUTYL ETHER	UG/L	1	U	
METHYLENE CHLORIDE	UG/L	1	U	
STYRENE	UG/L	1	U	
TETRACHLOROETHENE	UG/L	1	U	
TOLUENE	UG/L	1	U	
TOTAL XYLENES	UG/L	3	U	
TRANS-1,2-DICHLOROETHENE	UG/L	1	U	
TRANS-1,3-DICHLOROPROPENE	UG/L	1	U	
TRICHLOROETHENE	UG/L	0.5	J	P
TRICHLOROFLUOROMETHANE	UG/L	1	U	
VINYL CHLORIDE	UG/L	1	U	

Parameter	units	Result	Val Qual	Qual Code
1,1,1-TRICHLOROETHANE	UG/L	1	U	
1,1,2,2-TETRACHLOROETHANE	UG/L	1	U	
1,1,2-TRICHLOROETHANE	UG/L	1	U	
1,1,2-TRICHLOROTRIFLUOROET	UG/L	1	U	
1,1-DICHLOROETHANE	UG/L	1	U	
1,1-DICHLOROETHENE	UG/L	1	U	
1,2,4-TRICHLOROBENZENE	UG/L	1	U	
1,2-DIBROMO-3-CHLOROPROPA	UG/L	1	U	
1,2-DIBROMOETHANE	UG/L	1	U	
1,2-DICHLOROBENZENE	UG/L	1	U	
1,2-DICHLOROETHANE	UG/L	1	U	
1,2-DICHLOROPROPANE	UG/L	1	U	
1,3-DICHLOROBENZENE	UG/L	1	U	
1,4-DICHLOROBENZENE	UG/L	1	U	
2-BUTANONE	UG/L	5	U	
2-HEXANONE	UG/L	5	U	
4-METHYL-2-PENTANONE	UG/L	5	U	
ACETONE	UG/L	4.6	B	B
BENZENE	UG/L	1	U	
BROMODICHLOROMETHANE	UG/L	1	U	
BROMOFORM	UG/L	1	U	
BROMOMETHANE	UG/L	1	U	
CARBON DISULFIDE	UG/L	1	U	
CARBON TETRACHLORIDE	UG/L	1	U	
CHLOROBENZENE	UG/L	1	U	
CHLORODIBROMOMETHANE	UG/L	1	U	
CHLOROETHANE	UG/L	1	U	
CHLOROFORM	UG/L	1	U	
CHLOROMETHANE	UG/L	0.19	B	B
CIS-1,2-DICHLOROETHENE	UG/L	0.18	J	P
CIS-1,3-DICHLOROPROPENE	UG/L	1	U	
CYCLOHEXANE	UG/L	1	U	
DICHLORODIFLUOROMETHANE	UG/L	1	U	

PROJ_NO: 00998

SDG: C7K020216 MEDIA: WATER DATA FRACTION: OV

nsample	FMC 7
samp_date	10/31/2007
lab_id	C7K020216013
qc_type	NM
Pct_Solids	
DUP_OF:	

Parameter	units	Result	Val Qual	Qual Code
ETHYLBENZENE	UG/L	1	U	
ISOPROPYLBENZENE	UG/L	1	U	
METHYL ACETATE	UG/L	1	U	
METHYL CYCLOHEXANE	UG/L	1	U	
METHYL TERT-BUTYL ETHER	UG/L	1	U	
METHYLENE CHLORIDE	UG/L	1	U	
STYRENE	UG/L	1	U	
TETRACHLOROETHENE	UG/L	1	U	
TOLUENE	UG/L	1	U	
TOTAL XYLENES	UG/L	3	U	
TRANS-1,2-DICHLOROETHENE	UG/L	1	U	
TRANS-1,3-DICHLOROPROPENE	UG/L	1	U	
TRICHLOROETHENE	UG/L	0.53	J	P
TRICHLOROFLUOROMETHANE	UG/L	1	U	
VINYL CHLORIDE	UG/L	1	U	

nsample	FMC 9
samp_date	10/30/2007
lab_id	C7K020216002
qc_type	NM
Pct_Solids	
DUP_OF:	

Parameter	units	Result	Val Qual	Qual Code
1,1,1-TRICHLOROETHANE	UG/L	1	U	
1,1,2,2-TETRACHLOROETHANE	UG/L	1	U	
1,1,2-TRICHLOROETHANE	UG/L	1	U	
1,1,2-TRICHLOROTRIFLUOROET	UG/L	1	U	
1,1-DICHLOROETHANE	UG/L	1	U	
1,1-DICHLOROETHENE	UG/L	1	U	
1,2,4-TRICHLOROBENZENE	UG/L	1	U	
1,2-DIBROMO-3-CHLOROPROPA	UG/L	1	U	
1,2-DIBROMOETHANE	UG/L	1	U	
1,2-DICHLOROBENZENE	UG/L	1	U	
1,2-DICHLOROETHANE	UG/L	1	U	
1,2-DICHLOROPROPANE	UG/L	1	U	
1,3-DICHLOROBENZENE	UG/L	1	U	
1,4-DICHLOROBENZENE	UG/L	1	U	
2-BUTANONE	UG/L	5	U	
2-HEXANONE	UG/L	5	U	
4-METHYL-2-PENTANONE	UG/L	5	U	
ACETONE	UG/L	2.5	B	B
BENZENE	UG/L	1	U	
BROMODICHLOROMETHANE	UG/L	1	U	
BROMOFORM	UG/L	1	U	
BROMOMETHANE	UG/L	1	U	
CARBON DISULFIDE	UG/L	1	U	
CARBON TETRACHLORIDE	UG/L	1	U	
CHLOROBENZENE	UG/L	1	U	
CHLORODIBROMOMETHANE	UG/L	1	U	
CHLOROETHANE	UG/L	1	U	
CHLOROFORM	UG/L	1	U	
CHLOROMETHANE	UG/L	1	U	
CIS-1,2-DICHLOROETHENE	UG/L	0.22	J	P
CIS-1,3-DICHLOROPROPENE	UG/L	1	U	
CYCLOHEXANE	UG/L	1	U	
DICHLORODIFLUOROMETHANE	UG/L	1	U	

nsample	FMC 9
samp_date	10/30/2007
lab_id	C7K020216002
qc_type	NM
Pct_Solids	
DUP_OF:	

Parameter	units	Result	Val Qual	Qual Code
ETHYLBENZENE	UG/L	1	U	
ISOPROPYLBENZENE	UG/L	1	U	
METHYL ACETATE	UG/L	1	U	
METHYL CYCLOHEXANE	UG/L	1	U	
METHYL TERT-BUTYL ETHER	UG/L	1	U	
METHYLENE CHLORIDE	UG/L	1	U	
STYRENE	UG/L	1	U	
TETRACHLOROETHENE	UG/L	1	U	
TOLUENE	UG/L	1	U	
TOTAL XYLENES	UG/L	3	U	
TRANS-1,2-DICHLOROETHENE	UG/L	1	U	
TRANS-1,3-DICHLOROPROPENE	UG/L	1	U	
TRICHLOROETHENE	UG/L	0.32	J	P
TRICHLOROFLUOROMETHANE	UG/L	1	U	
VINYL CHLORIDE	UG/L	0.13	J	P

PROJ_NO: 00998

SDG: C7K020216 MEDIA: WATER DATA FRACTION: OV

nsample	TripBlank#1
samp_date	10/30/2007
lab_id	C7K020216016
qc_type	NM
Pct_Solids	
DUP_OF:	

Parameter	units	Result	Val Qual	Qual Code
1,1,1-TRICHLOROETHANE	UG/L	1	U	
1,1,2,2-TETRACHLOROETHANE	UG/L	1	U	
1,1,2-TRICHLOROETHANE	UG/L	1	U	
1,1,2-TRICHLOROTRIFLUOROET	UG/L	1	U	
1,1-DICHLOROETHANE	UG/L	1	U	
1,1-DICHLOROETHENE	UG/L	1	U	
1,2,4-TRICHLOROBENZENE	UG/L	1	U	
1,2-DIBROMO-3-CHLOROPROPA	UG/L	1	U	
1,2-DIBROMOETHANE	UG/L	1	U	
1,2-DICHLOROBENZENE	UG/L	1	U	
1,2-DICHLOROETHANE	UG/L	1	U	
1,2-DICHLOROPROPANE	UG/L	1	U	
1,3-DICHLOROBENZENE	UG/L	1	U	
1,4-DICHLOROBENZENE	UG/L	1	U	
2-BUTANONE	UG/L	5	U	
2-HEXANONE	UG/L	5	U	
4-METHYL-2-PENTANONE	UG/L	5	U	
ACETONE	UG/L	3.3	J	EP
BENZENE	UG/L	1	U	
BROMODICHLOROMETHANE	UG/L	1	U	
BROMOFORM	UG/L	1	U	
BROMOMETHANE	UG/L	1	U	
CARBON DISULFIDE	UG/L	1	U	
CARBON TETRACHLORIDE	UG/L	1	U	
CHLOROBENZENE	UG/L	1	U	
CHLORODIBROMOMETHANE	UG/L	1	U	
CHLOROETHANE	UG/L	1	U	
CHLOROFORM	UG/L	1	U	
CHLOROMETHANE	UG/L	1	U	
CIS-1,2-DICHLOROETHENE	UG/L	1	U	
CIS-1,3-DICHLOROPROPENE	UG/L	1	U	
CYCLOHEXANE	UG/L	1	U	
DICHLORODIFLUOROMETHANE	UG/L	1	U	

nsample	TripBlank#1
samp_date	10/30/2007
lab_id	C7K020216016
qc_type	NM
Pct_Solids	
DUP_OF:	

Parameter	units	Result	Val Qual	Qual Code
ETHYLBENZENE	UG/L	1	U	
ISOPROPYLBENZENE	UG/L	1	U	
METHYL ACETATE	UG/L	1	U	
METHYL CYCLOHEXANE	UG/L	1	U	
METHYL TERT-BUTYL ETHER	UG/L	1	U	
METHYLENE CHLORIDE	UG/L	1	U	
STYRENE	UG/L	1	U	
TETRACHLOROETHENE	UG/L	1	U	
TOLUENE	UG/L	0.24	J	P
TOTAL XYLENES	UG/L	3	U	
TRANS-1,2-DICHLOROETHENE	UG/L	1	U	
TRANS-1,3-DICHLOROPROPENE	UG/L	1	U	
TRICHLOROETHENE	UG/L	1	U	
TRICHLOROFLUOROMETHANE	UG/L	1	U	
VINYL CHLORIDE	UG/L	1	U	

nsample	TripBlank#2
samp_date	10/30/2007
lab_id	C7K020216017
qc_type	NM
Pct_Solids	
DUP_OF:	

Parameter	units	Result	Val Qual	Qual Code
1,1,1-TRICHLOROETHANE	UG/L	1	U	
1,1,2,2-TETRACHLOROETHANE	UG/L	1	U	
1,1,2-TRICHLOROETHANE	UG/L	1	U	
1,1,2-TRICHLOROTRIFLUOROET	UG/L	1	U	
1,1-DICHLOROETHANE	UG/L	1	U	
1,1-DICHLOROETHENE	UG/L	1	U	
1,2,4-TRICHLOROBENZENE	UG/L	1	U	
1,2-DIBROMO-3-CHLOROPROPA	UG/L	1	U	
1,2-DIBROMOETHANE	UG/L	1	U	
1,2-DICHLOROBENZENE	UG/L	1	U	
1,2-DICHLOROETHANE	UG/L	1	U	
1,2-DICHLOROPROPANE	UG/L	1	U	
1,3-DICHLOROBENZENE	UG/L	1	U	
1,4-DICHLOROBENZENE	UG/L	1	U	
2-BUTANONE	UG/L	5	U	
2-HEXANONE	UG/L	5	U	
4-METHYL-2-PENTANONE	UG/L	5	U	
ACETONE	UG/L	11	K	E
BENZENE	UG/L	1	U	
BROMODICHLOROMETHANE	UG/L	1	U	
BROMOFORM	UG/L	1	U	
BROMOMETHANE	UG/L	1	U	
CARBON DISULFIDE	UG/L	1	U	
CARBON TETRACHLORIDE	UG/L	1	U	
CHLOROBENZENE	UG/L	1	U	
CHLORODIBROMOMETHANE	UG/L	1	U	
CHLOROETHANE	UG/L	1	U	
CHLOROFORM	UG/L	1	U	
CHLOROMETHANE	UG/L	0.15	J	P
CIS-1,2-DICHLOROETHENE	UG/L	1	U	
CIS-1,3-DICHLOROPROPENE	UG/L	1	U	
CYCLOHEXANE	UG/L	1	U	
DICHLORODIFLUOROMETHANE	UG/L	1	U	

PROJ_NO: 00998

SDG: C7K020216 MEDIA: WATER DATA FRACTION: OV

nsample	TripBlank#2
samp_date	10/30/2007
lab_id	C7K020216017
qc_type	NM
Pct_Solids	
DUP_OF:	

Parameter	units	Result	Val Qual	Qual Code
ETHYLBENZENE	UG/L	1	U	
ISOPROPYLBENZENE	UG/L	1	U	
METHYL ACETATE	UG/L	1	U	
METHYL CYCLOHEXANE	UG/L	1	U	
METHYL TERT-BUTYL ETHER	UG/L	1	U	
METHYLENE CHLORIDE	UG/L	1	U	
STYRENE	UG/L	1	U	
TETRACHLOROETHENE	UG/L	1	U	
TOLUENE	UG/L	0.39	J	P
TOTAL XYLENES	UG/L	3	U	
TRANS-1,2-DICHLOROETHENE	UG/L	1	U	
TRANS-1,3-DICHLOROPROPENE	UG/L	1	U	
TRICHLOROETHENE	UG/L	1	U	
TRICHLOROFLUOROMETHANE	UG/L	1	U	
VINYL CHLORIDE	UG/L	1	U	

PROJ_NO: 00998

SDG: C7K020216 MEDIA: WATER DATA FRACTION: OS

nsample	FMC 10DL	nsample	FMC 10DL	nsample	FMC 11DL
samp_date	10/30/2007	samp_date	10/30/2007	samp_date	10/30/2007
lab_id	C7K020216003	lab_id	C7K020216003	lab_id	C7K020216004
qc_type	NM	qc_type	NM	qc_type	NM
Pct_Solids		Pct_Solids		Pct_Solids	
DUP_OF:		DUP_OF:		DUP_OF:	

Parameter	units	Result	Val Qual	Qual Code
1,1-BIPHENYL	UG/L	1.1	U	
2,2'-OXYBIS(1-CHLOROPROPAN	UG/L	0.21	U	
2,4,5-TRICHLOROPHENOL	UG/L	1.1	U	
2,4,6-TRICHLOROPHENOL	UG/L	1.1	U	
2,4-DICHLOROPHENOL	UG/L	0.21	U	
2,4-DIMETHYLPHENOL	UG/L	1.1	U	
2,4-DINITROPHENOL	UG/L	5.3	U	
2,4-DINITROTOLUENE	UG/L	1.1	U	
2,6-DINITROTOLUENE	UG/L	1.1	U	
2-CHLORONAPHTHALENE	UG/L	0.21	U	
2-CHLOROPHENOL	UG/L	1.1	U	
2-METHYLNAPHTHALENE	UG/L	0.21	U	
2-METHYLPHENOL	UG/L	1.1	U	
2-NITROANILINE	UG/L	5.3	U	
2-NITROPHENOL	UG/L	1.1	U	
3,3'-DICHLOROBENZIDINE	UG/L	1.1	U	
3-NITROANILINE	UG/L	5.3	U	
4,6-DINITRO-2-METHYLPHENOL	UG/L	5.3	U	
4-BROMOPHENYL PHENYL ETH	UG/L	1.1	U	
4-CHLORO-3-METHYLPHENOL	UG/L	1.1	U	
4-CHLOROANILINE	UG/L	1.1	U	
4-CHLOROPHENYL PHENYL ETH	UG/L	1.1	U	
4-METHYLPHENOL	UG/L	1.1	U	
4-NITROANILINE	UG/L	5.3	U	
4-NITROPHENOL	UG/L	5.3	U	
ACENAPHTHENE	UG/L	0.21	U	
ACENAPHTHYLENE	UG/L	0.21	U	
ACETOPHENONE	UG/L	1.1	U	
ANTHRACENE	UG/L	0.21	U	
ATRAZINE	UG/L	1.1	U	
BENZALDEHYDE	UG/L	1.1	U	
BENZO(A)ANTHRACENE	UG/L	0.21	U	
BENZO(A)PYRENE	UG/L	0.21	U	

Parameter	units	Result	Val Qual	Qual Code
BENZO(B)FLUORANTHENE	UG/L	0.21	U	
BENZO(G,H,I)PERYLENE	UG/L	0.21	U	
BENZO(K)FLUORANTHENE	UG/L	0.21	U	
BIS(2-CHLOROETHOXY)METHAN	UG/L	1.1	U	
BIS(2-CHLOROETHYL)ETHER	UG/L	0.21	U	
BIS(2-ETHYLHEXYL)PHTHALATE	UG/L	0.13	J	P
BUTYL BENZYL PHTHALATE	UG/L	1.1	U	
CAPROLACTAM	UG/L	1.1	U	
CARBAZOLE	UG/L	0.097	J	P
CHRYSENE	UG/L	0.21	U	
DIBENZO(A,H)ANTHRACENE	UG/L	0.21	U	
DIBENZOFURAN	UG/L	0.074	J	P
DIETHYL PHTHALATE	UG/L	1.1	U	
DIMETHYL PHTHALATE	UG/L	1.1	U	
DI-N-BUTYL PHTHALATE	UG/L	1.1	U	
DI-N-OCTYL PHTHALATE	UG/L	1.1	U	
FLUORANTHENE	UG/L	0.21	U	
FLUORENE	UG/L	0.21	U	
HEXACHLOROBENZENE	UG/L	0.21	U	
HEXACHLOROBUTADIENE	UG/L	0.21	U	
HEXACHLOROCYCLOPENTADIE	UG/L	1.1	U	
HEXACHLOROETHANE	UG/L	1.1	U	
INDENO(1,2,3-CD)PYRENE	UG/L	0.21	U	
ISOPHORONE	UG/L	1.1	U	
NAPHTHALENE	UG/L	0.21	U	
NITROBENZENE	UG/L	0.21	U	
N-NITROSO-DI-N-PROPYLAMINE	UG/L	0.21	U	
N-NITROSODIPHENYLAMINE	UG/L	0.21	U	
PENTACHLOROPHENOL	UG/L	1.1	U	
PHENANTHRENE	UG/L	0.32		
PHENOL	UG/L	0.21	U	
PYRENE	UG/L	0.21	U	

Parameter	units	Result	Val Qual	Qual Code
1,1-BIPHENYL	UG/L	1.1	U	
2,2'-OXYBIS(1-CHLOROPROPAN	UG/L	0.22	U	
2,4,5-TRICHLOROPHENOL	UG/L	1.1	U	
2,4,6-TRICHLOROPHENOL	UG/L	1.1	U	
2,4-DICHLOROPHENOL	UG/L	0.22	U	
2,4-DIMETHYLPHENOL	UG/L	1.1	U	
2,4-DINITROPHENOL	UG/L	5.5	U	
2,4-DINITROTOLUENE	UG/L	1.1	U	
2,6-DINITROTOLUENE	UG/L	1.1	U	
2-CHLORONAPHTHALENE	UG/L	0.22	U	
2-CHLOROPHENOL	UG/L	1.1	U	
2-METHYLNAPHTHALENE	UG/L	0.22	U	
2-METHYLPHENOL	UG/L	1.1	U	
2-NITROANILINE	UG/L	5.5	U	
2-NITROPHENOL	UG/L	1.1	U	
3,3'-DICHLOROBENZIDINE	UG/L	1.1	U	
3-NITROANILINE	UG/L	5.5	U	
4,6-DINITRO-2-METHYLPHENOL	UG/L	5.5	U	
4-BROMOPHENYL PHENYL ETH	UG/L	1.1	U	
4-CHLORO-3-METHYLPHENOL	UG/L	1.1	U	
4-CHLOROANILINE	UG/L	1.1	U	
4-CHLOROPHENYL PHENYL ETH	UG/L	1.1	U	
4-METHYLPHENOL	UG/L	1.1	U	
4-NITROANILINE	UG/L	5.5	U	
4-NITROPHENOL	UG/L	5.5	U	
ACENAPHTHENE	UG/L	0.22	U	
ACENAPHTHYLENE	UG/L	0.22	U	
ACETOPHENONE	UG/L	1.1	U	
ANTHRACENE	UG/L	0.22	U	
ATRAZINE	UG/L	1.1	U	
BENZALDEHYDE	UG/L	1.1	U	
BENZO(A)ANTHRACENE	UG/L	0.22	U	
BENZO(A)PYRENE	UG/L	0.22	U	

PROJ_NO: 00998

SDG: C7K020216 MEDIA: WATER DATA FRACTION: OS

nsample	FMC 11DL	nsample	FMC 12DL	nsample	FMC 12DL
samp_date	10/30/2007	samp_date	10/30/2007	samp_date	10/30/2007
lab_id	C7K020216004	lab_id	C7K020216005	lab_id	C7K020216005
qc_type	NM	qc_type	NM	qc_type	NM
Pct_Solids		Pct_Solids		Pct_Solids	
DUP_OF:		DUP_OF:		DUP_OF:	

Parameter	units	Result	Val Qual	Qual Code
BENZO(B)FLUORANTHENE	UG/L	0.22	U	
BENZO(G,H,I)PERYLENE	UG/L	0.22	U	
BENZO(K)FLUORANTHENE	UG/L	0.22	U	
BIS(2-CHLOROETHOXY)METHAN	UG/L	1.1	U	
BIS(2-CHLOROETHYL)ETHER	UG/L	0.22	U	
BIS(2-ETHYLHEXYL)PHTHALATE	UG/L	1.1	U	
BUTYL BENZYL PHTHALATE	UG/L	1.1	U	
CAPROLACTAM	UG/L	1.1	U	
CARBAZOLE	UG/L	0.22	U	
CHRYSENE	UG/L	0.22	U	
DIBENZO(A,H)ANTHRACENE	UG/L	0.22	U	
DIBENZOFURAN	UG/L	1.1	U	
DIETHYL PHTHALATE	UG/L	1.1	U	
DIMETHYL PHTHALATE	UG/L	1.1	U	
DI-N-BUTYL PHTHALATE	UG/L	1.1	U	
DI-N-OCTYL PHTHALATE	UG/L	1.1	U	
FLUORANTHENE	UG/L	0.22	U	
FLUORENE	UG/L	0.22	U	
HEXACHLOROBENZENE	UG/L	0.22	U	
HEXACHLOROBUTADIENE	UG/L	0.22	U	
HEXACHLOROCYCLOPENTADIE	UG/L	1.1	U	
HEXACHLOROETHANE	UG/L	1.1	U	
INDENO(1,2,3-CD)PYRENE	UG/L	0.22	U	
ISOPHORONE	UG/L	1.1	U	
NAPHTHALENE	UG/L	0.22	U	
NITROBENZENE	UG/L	0.22	U	
N-NITROSO-DI-N-PROPYLAMINE	UG/L	0.22	U	
N-NITROSODIPHENYLAMINE	UG/L	0.22	U	
PENTACHLOROPHENOL	UG/L	1.1	U	
PHENANTHRENE	UG/L	0.26		
PHENOL	UG/L	0.22	U	
PYRENE	UG/L	0.22	U	

Parameter	units	Result	Val Qual	Qual Code
1,1-BIPHENYL	UG/L	1	U	
2,2'-OXYBIS(1-CHLOROPROPAN	UG/L	0.21	U	
2,4,5-TRICHLOROPHENOL	UG/L	1	U	
2,4,6-TRICHLOROPHENOL	UG/L	1	U	
2,4-DICHLOROPHENOL	UG/L	0.21	U	
2,4-DIMETHYLPHENOL	UG/L	1	U	
2,4-DINITROPHENOL	UG/L	5.2	U	
2,4-DINITROTOLUENE	UG/L	1	U	
2,6-DINITROTOLUENE	UG/L	1	U	
2-CHLORONAPHTHALENE	UG/L	0.21	U	
2-CHLOROPHENOL	UG/L	1	U	
2-METHYLNAPHTHALENE	UG/L	0.21	U	
2-METHYLPHENOL	UG/L	1	U	
2-NITROANILINE	UG/L	5.2	U	
2-NITROPHENOL	UG/L	1	U	
3,3'-DICHLOROBENZIDINE	UG/L	1	U	
3-NITROANILINE	UG/L	5.2	U	
4,6-DINITRO-2-METHYLPHENOL	UG/L	5.2	U	
4-BROMOPHENYL PHENYL ETH	UG/L	1	U	
4-CHLORO-3-METHYLPHENOL	UG/L	1	U	
4-CHLOROANILINE	UG/L	1	U	
4-CHLOROPHENYL PHENYL ETH	UG/L	1	U	
4-METHYLPHENOL	UG/L	1	U	
4-NITROANILINE	UG/L	5.2	U	
4-NITROPHENOL	UG/L	5.2	U	
ACENAPHTHENE	UG/L	0.21	U	
ACENAPHTHYLENE	UG/L	0.21	U	
ACETOPHENONE	UG/L	1	U	
ANTHRACENE	UG/L	0.21	U	
ATRAZINE	UG/L	1	U	
BENZALDEHYDE	UG/L	1	U	
BENZO(A)ANTHRACENE	UG/L	0.21	U	
BENZO(A)PYRENE	UG/L	0.21	U	

Parameter	units	Result	Val Qual	Qual Code
BENZO(B)FLUORANTHENE	UG/L	0.21	U	
BENZO(G,H,I)PERYLENE	UG/L	0.21	U	
BENZO(K)FLUORANTHENE	UG/L	0.21	U	
BIS(2-CHLOROETHOXY)METHAN	UG/L	1	U	
BIS(2-CHLOROETHYL)ETHER	UG/L	0.21	U	
BIS(2-ETHYLHEXYL)PHTHALATE	UG/L	1	U	
BUTYL BENZYL PHTHALATE	UG/L	1	U	
CAPROLACTAM	UG/L	1	U	
CARBAZOLE	UG/L	0.11	J	P
CHRYSENE	UG/L	0.21	U	
DIBENZO(A,H)ANTHRACENE	UG/L	0.21	U	
DIBENZOFURAN	UG/L	0.16	J	P
DIETHYL PHTHALATE	UG/L	1	U	
DIMETHYL PHTHALATE	UG/L	1	U	
DI-N-BUTYL PHTHALATE	UG/L	1	U	
DI-N-OCTYL PHTHALATE	UG/L	1	U	
FLUORANTHENE	UG/L	0.077	J	P
FLUORENE	UG/L	0.078	J	P
HEXACHLOROBENZENE	UG/L	0.21	U	
HEXACHLOROBUTADIENE	UG/L	0.21	U	
HEXACHLOROCYCLOPENTADIE	UG/L	1	U	
HEXACHLOROETHANE	UG/L	1	U	
INDENO(1,2,3-CD)PYRENE	UG/L	0.21	U	
ISOPHORONE	UG/L	1	U	
NAPHTHALENE	UG/L	0.21	U	
NITROBENZENE	UG/L	0.21	U	
N-NITROSO-DI-N-PROPYLAMINE	UG/L	0.21	U	
N-NITROSODIPHENYLAMINE	UG/L	0.21	U	
PENTACHLOROPHENOL	UG/L	1	U	
PHENANTHRENE	UG/L	0.48		
PHENOL	UG/L	0.21	U	
PYRENE	UG/L	0.21	U	

PROJ_NO: 00998

SDG: C7K020216 MEDIA: WATER DATA FRACTION: OS

nsample	FMC 13DL	nsample	FMC 13DL	nsample	FMC 16DL
samp_date	10/30/2007	samp_date	10/30/2007	samp_date	10/31/2007
lab_id	C7K020216006	lab_id	C7K020216006	lab_id	C7K020216007
qc_type	NM	qc_type	NM	qc_type	NM
Pct_Solids		Pct_Solids		Pct_Solids	
DUP_OF:		DUP_OF:		DUP_OF:	

Parameter	units	Result	Val Qual	Qual Code
1,1-BIPHENYL	UG/L	1.1	U	
2,2'-OXYBIS(1-CHLOROPROPAN	UG/L	0.22	U	
2,4,5-TRICHLOROPHENOL	UG/L	1.1	U	
2,4,6-TRICHLOROPHENOL	UG/L	1.1	U	
2,4-DICHLOROPHENOL	UG/L	0.22	U	
2,4-DIMETHYLPHENOL	UG/L	1.1	U	
2,4-DINITROPHENOL	UG/L	5.4	U	
2,4-DINITROTOLUENE	UG/L	1.1	U	
2,6-DINITROTOLUENE	UG/L	1.1	U	
2-CHLORONAPHTHALENE	UG/L	0.22	U	
2-CHLOROPHENOL	UG/L	1.1	U	
2-METHYLNAPHTHALENE	UG/L	0.22	U	
2-METHYLPHENOL	UG/L	1.1	U	
2-NITROANILINE	UG/L	5.4	U	
2-NITROPHENOL	UG/L	1.1	U	
3,3'-DICHLOROBENZIDINE	UG/L	1.1	U	
3-NITROANILINE	UG/L	5.4	U	
4,6-DINITRO-2-METHYLPHENOL	UG/L	5.4	U	
4-BROMOPHENYL PHENYL ETH	UG/L	1.1	U	
4-CHLORO-3-METHYLPHENOL	UG/L	1.1	U	
4-CHLOROANILINE	UG/L	1.1	U	
4-CHLOROPHENYL PHENYL ETH	UG/L	1.1	U	
4-METHYLPHENOL	UG/L	1.1	U	
4-NITROANILINE	UG/L	5.4	U	
4-NITROPHENOL	UG/L	5.4	U	
ACENAPHTHENE	UG/L	0.22	U	
ACENAPHTHYLENE	UG/L	0.22	U	
ACETOPHENONE	UG/L	1.1	U	
ANTHRACENE	UG/L	0.22	U	
ATRAZINE	UG/L	1.1	U	
BENZALDEHYDE	UG/L	1.1	U	
BENZO(A)ANTHRACENE	UG/L	0.22	U	
BENZO(A)PYRENE	UG/L	0.22	U	

Parameter	units	Result	Val Qual	Qual Code
BENZO(B)FLUORANTHENE	UG/L	0.22	U	
BENZO(G,H,I)PERYLENE	UG/L	0.22	U	
BENZO(K)FLUORANTHENE	UG/L	0.22	U	
BIS(2-CHLOROETHOXY)METHAN	UG/L	1.1	U	
BIS(2-CHLOROETHYL)ETHER	UG/L	0.22	U	
BIS(2-ETHYLHEXYL)PHTHALATE	UG/L	1.1	U	
BUTYL BENZYL PHTHALATE	UG/L	0.17	J	P
CAPROLACTAM	UG/L	1.1	U	
CARBAZOLE	UG/L	0.19	J	P
CHRYSENE	UG/L	0.22	U	
DIBENZO(A,H)ANTHRACENE	UG/L	0.22	U	
DIBENZOFURAN	UG/L	1.1	U	
DIETHYL PHTHALATE	UG/L	1.1	U	
DIMETHYL PHTHALATE	UG/L	1.1	U	
DI-N-BUTYL PHTHALATE	UG/L	1.1	U	
DI-N-OCTYL PHTHALATE	UG/L	1.1	U	
FLUORANTHENE	UG/L	0.08	J	P
FLUORENE	UG/L	0.22	U	
HEXACHLOROBENZENE	UG/L	0.22	U	
HEXACHLOROBUTADIENE	UG/L	0.22	U	
HEXACHLOROCYCLOPENTADIE	UG/L	1.1	U	
HEXACHLOROETHANE	UG/L	1.1	U	
INDENO(1,2,3-CD)PYRENE	UG/L	0.22	U	
ISOPHORONE	UG/L	1.1	U	
NAPHTHALENE	UG/L	0.22	U	
NITROBENZENE	UG/L	0.22	U	
N-NITROSO-DI-N-PROPYLAMINE	UG/L	0.22	U	
N-NITROSODIPHENYLAMINE	UG/L	0.22	U	
PENTACHLOROPHENOL	UG/L	1.1	U	
PHENANTHRENE	UG/L	0.42		
PHENOL	UG/L	0.22	U	
PYRENE	UG/L	0.064	J	P

Parameter	units	Result	Val Qual	Qual Code
1,1-BIPHENYL	UG/L	1.1	U	
2,2'-OXYBIS(1-CHLOROPROPAN	UG/L	0.22	U	
2,4,5-TRICHLOROPHENOL	UG/L	1.1	U	
2,4,6-TRICHLOROPHENOL	UG/L	1.1	U	
2,4-DICHLOROPHENOL	UG/L	0.22	U	
2,4-DIMETHYLPHENOL	UG/L	1.1	U	
2,4-DINITROPHENOL	UG/L	5.4	U	
2,4-DINITROTOLUENE	UG/L	1.1	U	
2,6-DINITROTOLUENE	UG/L	1.1	U	
2-CHLORONAPHTHALENE	UG/L	0.22	U	
2-CHLOROPHENOL	UG/L	1.1	U	
2-METHYLNAPHTHALENE	UG/L	0.22	U	
2-METHYLPHENOL	UG/L	1.1	U	
2-NITROANILINE	UG/L	5.4	U	
2-NITROPHENOL	UG/L	1.1	U	
3,3'-DICHLOROBENZIDINE	UG/L	1.1	U	
3-NITROANILINE	UG/L	5.4	U	
4,6-DINITRO-2-METHYLPHENOL	UG/L	5.4	U	
4-BROMOPHENYL PHENYL ETH	UG/L	1.1	U	
4-CHLORO-3-METHYLPHENOL	UG/L	1.1	U	
4-CHLOROANILINE	UG/L	1.1	U	
4-CHLOROPHENYL PHENYL ETH	UG/L	1.1	U	
4-METHYLPHENOL	UG/L	1.1	U	
4-NITROANILINE	UG/L	5.4	U	
4-NITROPHENOL	UG/L	5.4	U	
ACENAPHTHENE	UG/L	0.22	U	
ACENAPHTHYLENE	UG/L	0.22	U	
ACETOPHENONE	UG/L	1.1	U	
ANTHRACENE	UG/L	0.22	U	
ATRAZINE	UG/L	1.1	U	
BENZALDEHYDE	UG/L	1.1	U	
BENZO(A)ANTHRACENE	UG/L	0.22	U	
BENZO(A)PYRENE	UG/L	0.22	U	

PROJ_NO: 00998

SDG: C7K020216 MEDIA: WATER DATA FRACTION: OS

nsample	FMC 16DL
samp_date	10/31/2007
lab_id	C7K020216007
qc_type	NM
Pct_Solids	
DUP_OF:	

Parameter	units	Result	Val Qual	Qual Code
BENZO(B)FLUORANTHENE	UG/L	0.22	U	
BENZO(G,H,I)PERYLENE	UG/L	0.22	U	
BENZO(K)FLUORANTHENE	UG/L	0.22	U	
BIS(2-CHLOROETHOXY)METHAN	UG/L	1.1	U	
BIS(2-CHLOROETHYL)ETHER	UG/L	0.22	U	
BIS(2-ETHYLHEXYL)PHTHALATE	UG/L	0.16	J	P
BUTYL BENZYL PHTHALATE	UG/L	1.1	U	
CAPROLACTAM	UG/L	1.1	U	
CARBAZOLE	UG/L	0.22	U	
CHRYSENE	UG/L	0.22	U	
DIBENZO(A,H)ANTHRACENE	UG/L	0.22	U	
DIBENZOFURAN	UG/L	1.1	U	
DIETHYL PHTHALATE	UG/L	1.1	U	
DIMETHYL PHTHALATE	UG/L	1.1	U	
DI-N-BUTYL PHTHALATE	UG/L	1.1	U	
DI-N-OCTYL PHTHALATE	UG/L	1.1	U	
FLUORANTHENE	UG/L	0.22	U	
FLUORENE	UG/L	0.22	U	
HEXACHLOROBENZENE	UG/L	0.22	U	
HEXACHLOROBUTADIENE	UG/L	0.22	U	
HEXACHLOROCYCLOPENTADIE	UG/L	1.1	U	
HEXACHLOROETHANE	UG/L	1.1	U	
INDENO(1,2,3-CD)PYRENE	UG/L	0.22	U	
ISOPHORONE	UG/L	1.1	U	
NAPHTHALENE	UG/L	0.22	U	
NITROBENZENE	UG/L	0.22	U	
N-NITROSO-DI-N-PROPYLAMINE	UG/L	0.22	U	
N-NITROSODIPHENYLAMINE	UG/L	0.22	U	
PENTACHLOROPHENOL	UG/L	1.1	U	
PHENANTHRENE	UG/L	0.22	U	
PHENOL	UG/L	0.22	U	
PYRENE	UG/L	0.22	U	

nsample	FMC 18DL
samp_date	10/31/2007
lab_id	C7K020216008
qc_type	NM
Pct_Solids	
DUP_OF:	

Parameter	units	Result	Val Qual	Qual Code
1,1-BIPHENYL	UG/L	1.1	U	
2,2'-OXYBIS(1-CHLOROPROPAN	UG/L	0.22	U	
2,4,5-TRICHLOROPHENOL	UG/L	1.1	U	
2,4,6-TRICHLOROPHENOL	UG/L	1.1	U	
2,4-DICHLOROPHENOL	UG/L	0.22	U	
2,4-DIMETHYLPHENOL	UG/L	1.1	U	
2,4-DINITROPHENOL	UG/L	5.5	U	
2,4-DINITROTOLUENE	UG/L	1.1	U	
2,6-DINITROTOLUENE	UG/L	1.1	U	
2-CHLORONAPHTHALENE	UG/L	0.22	U	
2-CHLOROPHENOL	UG/L	1.1	U	
2-METHYLNAPHTHALENE	UG/L	0.22	U	
2-METHYLPHENOL	UG/L	1.1	U	
2-NITROANILINE	UG/L	5.5	U	
2-NITROPHENOL	UG/L	1.1	U	
3,3'-DICHLOROBENZIDINE	UG/L	1.1	U	
3-NITROANILINE	UG/L	5.5	U	
4,6-DINITRO-2-METHYLPHENOL	UG/L	5.5	U	
4-BROMOPHENYL PHENYL ETH	UG/L	1.1	U	
4-CHLORO-3-METHYLPHENOL	UG/L	1.1	U	
4-CHLOROANILINE	UG/L	1.1	U	
4-CHLOROPHENYL PHENYL ETH	UG/L	1.1	U	
4-METHYLPHENOL	UG/L	1.1	U	
4-NITROANILINE	UG/L	5.5	U	
4-NITROPHENOL	UG/L	5.5	U	
ACENAPHTHENE	UG/L	0.22	U	
ACENAPHTHYLENE	UG/L	0.22	U	
ACETOPHENONE	UG/L	1.1	U	
ANTHRACENE	UG/L	0.22	U	
ATRAZINE	UG/L	1.1	U	
BENZALDEHYDE	UG/L	1.1	U	
BENZO(A)ANTHRACENE	UG/L	0.22	U	
BENZO(A)PYRENE	UG/L	0.22	U	

nsample	FMC 18DL
samp_date	10/31/2007
lab_id	C7K020216008
qc_type	NM
Pct_Solids	
DUP_OF:	

Parameter	units	Result	Val Qual	Qual Code
BENZO(B)FLUORANTHENE	UG/L	0.22	U	
BENZO(G,H,I)PERYLENE	UG/L	0.22	U	
BENZO(K)FLUORANTHENE	UG/L	0.22	U	
BIS(2-CHLOROETHOXY)METHAN	UG/L	1.1	U	
BIS(2-CHLOROETHYL)ETHER	UG/L	0.22	U	
BIS(2-ETHYLHEXYL)PHTHALATE	UG/L	1.1	U	
BUTYL BENZYL PHTHALATE	UG/L	1.1	U	
CAPROLACTAM	UG/L	1.1	U	
CARBAZOLE	UG/L	0.22	U	
CHRYSENE	UG/L	0.22	U	
DIBENZO(A,H)ANTHRACENE	UG/L	0.22	U	
DIBENZOFURAN	UG/L	1.1	U	
DIETHYL PHTHALATE	UG/L	1.1	U	
DIMETHYL PHTHALATE	UG/L	1.1	U	
DI-N-BUTYL PHTHALATE	UG/L	1.1	U	
DI-N-OCTYL PHTHALATE	UG/L	1.1	U	
FLUORANTHENE	UG/L	0.22	U	
FLUORENE	UG/L	0.22	U	
HEXACHLOROBENZENE	UG/L	0.22	U	
HEXACHLOROBUTADIENE	UG/L	0.22	U	
HEXACHLOROCYCLOPENTADIE	UG/L	1.1	U	
HEXACHLOROETHANE	UG/L	1.1	U	
INDENO(1,2,3-CD)PYRENE	UG/L	0.22	U	
ISOPHORONE	UG/L	1.1	U	
NAPHTHALENE	UG/L	0.22	U	
NITROBENZENE	UG/L	0.22	U	
N-NITROSO-DI-N-PROPYLAMINE	UG/L	0.22	U	
N-NITROSODIPHENYLAMINE	UG/L	0.22	U	
PENTACHLOROPHENOL	UG/L	1.1	U	
PHENANTHRENE	UG/L	0.13	J	P
PHENOL	UG/L	0.22	U	
PYRENE	UG/L	0.22	U	

PROJ_NO: 00998

SDG: C7K020216 MEDIA: WATER DATA FRACTION: OS

nsample	FMC 20DL
samp_date	10/31/2007
lab_id	C7K020216009
qc_type	NM
Pct_Solids	
DUP_OF:	

Parameter	units	Result	Val Qual	Qual Code
1,1-BIPHENYL	UG/L	0.99	U	
2,2'-OXYBIS(1-CHLOROPROPAN	UG/L	0.2	U	
2,4,5-TRICHLOROPHENOL	UG/L	0.99	U	
2,4,6-TRICHLOROPHENOL	UG/L	0.99	U	
2,4-DICHLOROPHENOL	UG/L	0.2	U	
2,4-DIMETHYLPHENOL	UG/L	0.99	U	
2,4-DINITROPHENOL	UG/L	5	U	
2,4-DINITROTOLUENE	UG/L	0.99	U	
2,6-DINITROTOLUENE	UG/L	0.99	U	
2-CHLORONAPHTHALENE	UG/L	0.2	U	
2-CHLOROPHENOL	UG/L	0.99	U	
2-METHYLNAPHTHALENE	UG/L	0.2	U	
2-METHYLPHENOL	UG/L	0.99	U	
2-NITROANILINE	UG/L	5	U	
2-NITROPHENOL	UG/L	0.99	U	
3,3'-DICHLOROBENZIDINE	UG/L	0.99	U	
3-NITROANILINE	UG/L	5	U	
4,6-DINITRO-2-METHYLPHENOL	UG/L	5	U	
4-BROMOPHENYL PHENYL ETH	UG/L	0.99	U	
4-CHLORO-3-METHYLPHENOL	UG/L	0.99	U	
4-CHLOROANILINE	UG/L	0.99	U	
4-CHLOROPHENYL PHENYL ETH	UG/L	0.99	U	
4-METHYLPHENOL	UG/L	0.99	U	
4-NITROANILINE	UG/L	5	U	
4-NITROPHENOL	UG/L	5	U	
ACENAPHTHENE	UG/L	0.2	U	
ACENAPHTHYLENE	UG/L	0.2	U	
ACETOPHENONE	UG/L	0.99	U	
ANTHRACENE	UG/L	0.2	U	
ATRAZINE	UG/L	0.99	U	
BENZALDEHYDE	UG/L	0.99	U	
BENZO(A)ANTHRACENE	UG/L	0.2	U	
BENZO(A)PYRENE	UG/L	0.2	U	

nsample	FMC 20DL
samp_date	10/31/2007
lab_id	C7K020216009
qc_type	NM
Pct_Solids	
DUP_OF:	

Parameter	units	Result	Val Qual	Qual Code
BENZO(B)FLUORANTHENE	UG/L	0.2	U	
BENZO(G,H,I)PERYLENE	UG/L	0.2	U	
BENZO(K)FLUORANTHENE	UG/L	0.2	U	
BIS(2-CHLOROETHOXY)METHAN	UG/L	0.99	U	
BIS(2-CHLOROETHYL)ETHER	UG/L	0.2	U	
BIS(2-ETHYLHEXYL)PHTHALATE	UG/L	0.99	U	
BUTYL BENZYL PHTHALATE	UG/L	0.99	U	
CAPROLACTAM	UG/L	0.99	U	
CARBAZOLE	UG/L	0.2	U	
CHRYSENE	UG/L	0.2	U	
DIBENZO(A,H)ANTHRACENE	UG/L	0.2	U	
DIBENZOFURAN	UG/L	0.99	U	
DIETHYL PHTHALATE	UG/L	0.99	U	
DIMETHYL PHTHALATE	UG/L	0.99	U	
DI-N-BUTYL PHTHALATE	UG/L	0.99	U	
DI-N-OCTYL PHTHALATE	UG/L	0.99	U	
FLUORANTHENE	UG/L	0.2	U	
FLUORENE	UG/L	0.2	U	
HEXACHLOROBENZENE	UG/L	0.2	U	
HEXACHLOROBUTADIENE	UG/L	0.2	U	
HEXACHLOROCYCLOPENTADIE	UG/L	0.99	U	
HEXACHLOROETHANE	UG/L	0.99	U	
INDENO(1,2,3-CD)PYRENE	UG/L	0.2	U	
ISOPHORONE	UG/L	0.99	U	
NAPHTHALENE	UG/L	0.2	U	
NITROBENZENE	UG/L	0.2	U	
N-NITROSO-DI-N-PROPYLAMINE	UG/L	0.2	U	
N-NITROSODIPHENYLAMINE	UG/L	0.2	U	
PENTACHLOROPHENOL	UG/L	0.99	U	
PHENANTHRENE	UG/L	0.084	J	P
PHENOL	UG/L	0.2	U	
PYRENE	UG/L	0.2	U	

nsample	FMC 22DL
samp_date	10/31/2007
lab_id	C7K020216010
qc_type	NM
Pct_Solids	
DUP_OF:	

Parameter	units	Result	Val Qual	Qual Code
1,1-BIPHENYL	UG/L	0.96	U	
2,2'-OXYBIS(1-CHLOROPROPAN	UG/L	0.19	U	
2,4,5-TRICHLOROPHENOL	UG/L	0.96	U	
2,4,6-TRICHLOROPHENOL	UG/L	0.96	U	
2,4-DICHLOROPHENOL	UG/L	0.19	U	
2,4-DIMETHYLPHENOL	UG/L	0.96	U	
2,4-DINITROPHENOL	UG/L	4.8	U	
2,4-DINITROTOLUENE	UG/L	0.96	U	
2,6-DINITROTOLUENE	UG/L	0.96	U	
2-CHLORONAPHTHALENE	UG/L	0.19	U	
2-CHLOROPHENOL	UG/L	0.96	U	
2-METHYLNAPHTHALENE	UG/L	0.19	U	
2-METHYLPHENOL	UG/L	0.96	U	
2-NITROANILINE	UG/L	4.8	U	
2-NITROPHENOL	UG/L	0.96	U	
3,3'-DICHLOROBENZIDINE	UG/L	0.96	U	
3-NITROANILINE	UG/L	4.8	U	
4,6-DINITRO-2-METHYLPHENOL	UG/L	4.8	U	
4-BROMOPHENYL PHENYL ETH	UG/L	0.96	U	
4-CHLORO-3-METHYLPHENOL	UG/L	0.96	U	
4-CHLOROANILINE	UG/L	0.96	U	
4-CHLOROPHENYL PHENYL ETH	UG/L	0.96	U	
4-METHYLPHENOL	UG/L	0.96	U	
4-NITROANILINE	UG/L	4.8	U	
4-NITROPHENOL	UG/L	4.8	U	
ACENAPHTHENE	UG/L	0.19	U	
ACENAPHTHYLENE	UG/L	0.19	U	
ACETOPHENONE	UG/L	0.96	U	
ANTHRACENE	UG/L	0.19	U	
ATRAZINE	UG/L	0.96	U	
BENZALDEHYDE	UG/L	0.96	U	
BENZO(A)ANTHRACENE	UG/L	0.095	J	P
BENZO(A)PYRENE	UG/L	0.15	J	P

PROJ_NO: 00998

SDG: C7K020216 MEDIA: WATER DATA FRACTION: OS

nsample	FMC 22DL	nsample	FMC 24DL	nsample	FMC 24DL
samp_date	10/31/2007	samp_date	10/30/2007	samp_date	10/30/2007
lab_id	C7K020216010	lab_id	C7K020216001	lab_id	C7K020216001
qc_type	NM	qc_type	NM	qc_type	NM
Pct_Solids		Pct_Solids		Pct_Solids	
DUP_OF:		DUP_OF:		DUP_OF:	

Parameter	units	Result	Val Qual	Qual Code
BENZO(B)FLUORANTHENE	UG/L	0.11	J	P
BENZO(G,H,I)PERYLENE	UG/L	0.26		
BENZO(K)FLUORANTHENE	UG/L	0.2		
BIS(2-CHLOROETHOXY)METHAN	UG/L	0.96	U	
BIS(2-CHLOROETHYL)ETHER	UG/L	0.19	U	
BIS(2-ETHYLHEXYL)PHTHALATE	UG/L	0.96	U	
BUTYL BENZYL PHTHALATE	UG/L	0.96	U	
CAPROLACTAM	UG/L	0.96	U	
CARBAZOLE	UG/L	0.19	U	
CHRYSENE	UG/L	0.16	J	P
DIBENZO(A,H)ANTHRACENE	UG/L	0.27		
DIBENZOFURAN	UG/L	0.96	U	
DIETHYL PHTHALATE	UG/L	0.96	U	
DIMETHYL PHTHALATE	UG/L	0.96	U	
DI-N-BUTYL PHTHALATE	UG/L	0.96	U	
DI-N-OCTYL PHTHALATE	UG/L	0.96	U	
FLUORANTHENE	UG/L	0.19	U	
FLUORENE	UG/L	0.19	U	
HEXACHLOROBENZENE	UG/L	0.19	U	
HEXACHLOROBUTADIENE	UG/L	0.19	U	
HEXACHLOROCYCLOPENTADIE	UG/L	0.96	U	
HEXACHLOROETHANE	UG/L	0.96	U	
INDENO(1,2,3-CD)PYRENE	UG/L	0.22		
ISOPHORONE	UG/L	0.96	U	
NAPHTHALENE	UG/L	0.19	U	
NITROBENZENE	UG/L	0.19	U	
N-NITROSO-DI-N-PROPYLAMINE	UG/L	0.19	U	
N-NITROSODIPHENYLAMINE	UG/L	0.19	U	
PENTACHLOROPHENOL	UG/L	0.96	U	
PHENANTHRENE	UG/L	0.19	U	
PHENOL	UG/L	0.19	U	
PYRENE	UG/L	0.19	U	

Parameter	units	Result	Val Qual	Qual Code
1,1-BIPHENYL	UG/L	1.2	U	
2,2'-OXYBIS(1-CHLOROPROPAN	UG/L	0.24	U	
2,4,5-TRICHLOROPHENOL	UG/L	1.2	U	
2,4,6-TRICHLOROPHENOL	UG/L	1.2	U	
2,4-DICHLOROPHENOL	UG/L	0.24	U	
2,4-DIMETHYLPHENOL	UG/L	1.2	U	
2,4-DINITROPHENOL	UG/L	6	U	
2,4-DINITROTOLUENE	UG/L	1.2	U	
2,6-DINITROTOLUENE	UG/L	1.2	U	
2-CHLORONAPHTHALENE	UG/L	0.24	U	
2-CHLOROPHENOL	UG/L	1.2	U	
2-METHYLNAPHTHALENE	UG/L	0.24	U	
2-METHYLPHENOL	UG/L	1.2	U	
2-NITROANILINE	UG/L	6	U	
2-NITROPHENOL	UG/L	1.2	U	
3,3'-DICHLOROBENZIDINE	UG/L	1.2	U	
3-NITROANILINE	UG/L	6	U	
4,6-DINITRO-2-METHYLPHENOL	UG/L	6	U	
4-BROMOPHENYL PHENYL ETH	UG/L	1.2	U	
4-CHLORO-3-METHYLPHENOL	UG/L	1.2	U	
4-CHLOROANILINE	UG/L	1.2	U	
4-CHLOROPHENYL PHENYL ETH	UG/L	1.2	U	
4-METHYLPHENOL	UG/L	1.2	U	
4-NITROANILINE	UG/L	6	U	
4-NITROPHENOL	UG/L	6	U	
ACENAPHTHENE	UG/L	0.24	U	
ACENAPHTHYLENE	UG/L	0.24	U	
ACETOPHENONE	UG/L	1.2	U	
ANTHRACENE	UG/L	0.24	U	
ATRAZINE	UG/L	1.2	U	
BENZALDEHYDE	UG/L	1.2	U	
BENZO(A)ANTHRACENE	UG/L	0.24	U	
BENZO(A)PYRENE	UG/L	0.24	U	

Parameter	units	Result	Val Qual	Qual Code
BENZO(B)FLUORANTHENE	UG/L	0.24	U	
BENZO(G,H,I)PERYLENE	UG/L	0.24	U	
BENZO(K)FLUORANTHENE	UG/L	0.24	U	
BIS(2-CHLOROETHOXY)METHAN	UG/L	1.2	U	
BIS(2-CHLOROETHYL)ETHER	UG/L	0.24	U	
BIS(2-ETHYLHEXYL)PHTHALATE	UG/L	0.5	J	P
BUTYL BENZYL PHTHALATE	UG/L	0.37	J	P
CAPROLACTAM	UG/L	1.2	U	
CARBAZOLE	UG/L	0.24	U	
CHRYSENE	UG/L	0.24	U	
DIBENZO(A,H)ANTHRACENE	UG/L	0.24	U	
DIBENZOFURAN	UG/L	1.2	U	
DIETHYL PHTHALATE	UG/L	1.2	U	
DIMETHYL PHTHALATE	UG/L	1.2	U	
DI-N-BUTYL PHTHALATE	UG/L	1.2	U	
DI-N-OCTYL PHTHALATE	UG/L	1.2	U	
FLUORANTHENE	UG/L	0.24	U	
FLUORENE	UG/L	0.24	U	
HEXACHLOROBENZENE	UG/L	0.24	U	
HEXACHLOROBUTADIENE	UG/L	0.24	U	
HEXACHLOROCYCLOPENTADIE	UG/L	1.2	U	
HEXACHLOROETHANE	UG/L	1.2	U	
INDENO(1,2,3-CD)PYRENE	UG/L	0.24	U	
ISOPHORONE	UG/L	1.2	U	
NAPHTHALENE	UG/L	0.24	U	
NITROBENZENE	UG/L	0.24	U	
N-NITROSO-DI-N-PROPYLAMINE	UG/L	0.24	U	
N-NITROSODIPHENYLAMINE	UG/L	0.24	U	
PENTACHLOROPHENOL	UG/L	1.2	U	
PHENANTHRENE	UG/L	0.24	U	
PHENOL	UG/L	0.24	U	
PYRENE	UG/L	0.24	U	

PROJ_NO: 00998

SDG: C7K020216 MEDIA: WATER DATA FRACTION: OS

nsample	FMC 25DL	nsample	FMC 25DL	nsample	FMC 26DL
samp_date	11/1/2007	samp_date	11/1/2007	samp_date	11/1/2007
lab_id	C7K020216014	lab_id	C7K020216014	lab_id	C7K020216015
qc_type	NM	qc_type	NM	qc_type	NM
Pct_Solids		Pct_Solids		Pct_Solids	
DUP_OF:		DUP_OF:		DUP_OF:	

Parameter	units	Result	Val Qual	Qual Code
1,1-BIPHENYL	UG/L	0.96	U	
2,2'-OXYBIS(1-CHLOROPROPAN	UG/L	0.19	U	
2,4,5-TRICHLOROPHENOL	UG/L	0.96	U	
2,4,6-TRICHLOROPHENOL	UG/L	0.96	U	
2,4-DICHLOROPHENOL	UG/L	0.19	U	
2,4-DIMETHYLPHENOL	UG/L	0.96	U	
2,4-DINITROPHENOL	UG/L	4.8	U	
2,4-DINITROTOLUENE	UG/L	0.96	U	
2,6-DINITROTOLUENE	UG/L	0.96	U	
2-CHLORONAPHTHALENE	UG/L	0.19	U	
2-CHLOROPHENOL	UG/L	0.96	U	
2-METHYLNAPHTHALENE	UG/L	0.19	U	
2-METHYLPHENOL	UG/L	0.96	U	
2-NITROANILINE	UG/L	4.8	U	
2-NITROPHENOL	UG/L	0.96	U	
3,3'-DICHLOROBENZIDINE	UG/L	0.96	U	
3-NITROANILINE	UG/L	4.8	U	
4,6-DINITRO-2-METHYLPHENOL	UG/L	4.8	U	
4-BROMOPHENYL PHENYL ETH	UG/L	0.96	U	
4-CHLORO-3-METHYLPHENOL	UG/L	0.96	U	
4-CHLOROANILINE	UG/L	0.96	U	
4-CHLOROPHENYL PHENYL ETH	UG/L	0.96	U	
4-METHYLPHENOL	UG/L	0.96	U	
4-NITROANILINE	UG/L	4.8	U	
4-NITROPHENOL	UG/L	4.8	U	
ACENAPHTHENE	UG/L	0.19	U	
ACENAPHTHYLENE	UG/L	0.19	U	
ACETOPHENONE	UG/L	0.96	U	
ANTHRACENE	UG/L	0.19	U	
ATRAZINE	UG/L	0.96	U	
BENZALDEHYDE	UG/L	0.96	U	
BENZO(A)ANTHRACENE	UG/L	0.19	U	
BENZO(A)PYRENE	UG/L	0.19	U	

Parameter	units	Result	Val Qual	Qual Code
BENZO(B)FLUORANTHENE	UG/L	0.19	U	
BENZO(G,H,I)PERYLENE	UG/L	0.19	U	
BENZO(K)FLUORANTHENE	UG/L	0.19	U	
BIS(2-CHLOROETHOXY)METHAN	UG/L	0.96	U	
BIS(2-CHLOROETHYL)ETHER	UG/L	0.19	U	
BIS(2-ETHYLHEXYL)PHTHALATE	UG/L	0.96	U	
BUTYL BENZYL PHTHALATE	UG/L	0.15	J	P
CAPROLACTAM	UG/L	0.96	U	
CARBAZOLE	UG/L	0.19	U	
CHRYSENE	UG/L	0.19	U	
DIBENZO(A,H)ANTHRACENE	UG/L	0.19	U	
DIBENZOFURAN	UG/L	0.96	U	
DIETHYL PHTHALATE	UG/L	0.38	J	P
DIMETHYL PHTHALATE	UG/L	0.96	U	
DI-N-BUTYL PHTHALATE	UG/L	0.96	U	
DI-N-OCTYL PHTHALATE	UG/L	0.96	U	
FLUORANTHENE	UG/L	0.19	U	
FLUORENE	UG/L	0.19	U	
HEXACHLOROBENZENE	UG/L	0.19	U	
HEXACHLOROBUTADIENE	UG/L	0.19	U	
HEXACHLOROCYCLOPENTADIE	UG/L	0.96	U	
HEXACHLOROETHANE	UG/L	0.96	U	
INDENO(1,2,3-CD)PYRENE	UG/L	0.19	U	
ISOPHORONE	UG/L	0.96	U	
NAPHTHALENE	UG/L	0.19	U	
NITROBENZENE	UG/L	0.19	U	
N-NITROSO-DI-N-PROPYLAMINE	UG/L	0.19	U	
N-NITROSODIPHENYLAMINE	UG/L	0.19	U	
PENTACHLOROPHENOL	UG/L	0.96	U	
PHENANTHRENE	UG/L	0.078	J	P
PHENOL	UG/L	0.19	U	
PYRENE	UG/L	0.19	U	

Parameter	units	Result	Val Qual	Qual Code
1,1-BIPHENYL	UG/L	0.96	U	
2,2'-OXYBIS(1-CHLOROPROPAN	UG/L	0.19	U	
2,4,5-TRICHLOROPHENOL	UG/L	0.96	U	
2,4,6-TRICHLOROPHENOL	UG/L	0.96	U	
2,4-DICHLOROPHENOL	UG/L	0.19	U	
2,4-DIMETHYLPHENOL	UG/L	0.96	U	
2,4-DINITROPHENOL	UG/L	4.8	U	
2,4-DINITROTOLUENE	UG/L	0.96	U	
2,6-DINITROTOLUENE	UG/L	0.96	U	
2-CHLORONAPHTHALENE	UG/L	0.19	U	
2-CHLOROPHENOL	UG/L	0.96	U	
2-METHYLNAPHTHALENE	UG/L	0.19	U	
2-METHYLPHENOL	UG/L	0.96	U	
2-NITROANILINE	UG/L	4.8	U	
2-NITROPHENOL	UG/L	0.96	U	
3,3'-DICHLOROBENZIDINE	UG/L	0.96	U	
3-NITROANILINE	UG/L	4.8	U	
4,6-DINITRO-2-METHYLPHENOL	UG/L	4.8	U	
4-BROMOPHENYL PHENYL ETH	UG/L	0.96	U	
4-CHLORO-3-METHYLPHENOL	UG/L	0.96	U	
4-CHLOROANILINE	UG/L	0.96	U	
4-CHLOROPHENYL PHENYL ETH	UG/L	0.96	U	
4-METHYLPHENOL	UG/L	0.96	U	
4-NITROANILINE	UG/L	4.8	U	
4-NITROPHENOL	UG/L	4.8	U	
ACENAPHTHENE	UG/L	0.19	U	
ACENAPHTHYLENE	UG/L	0.19	U	
ACETOPHENONE	UG/L	0.96	U	
ANTHRACENE	UG/L	0.19	U	
ATRAZINE	UG/L	0.96	U	
BENZALDEHYDE	UG/L	0.96	U	
BENZO(A)ANTHRACENE	UG/L	0.19	U	
BENZO(A)PYRENE	UG/L	0.19	U	

PROJ_NO: 00998

SDG: C7K020216 MEDIA: WATER DATA FRACTION: OS

nsample	FMC 26DL	nsample	FMC 3DL	nsample	FMC 3DL
samp_date	11/1/2007	samp_date	10/31/2007	samp_date	10/31/2007
lab_id	C7K020216015	lab_id	C7K020216011	lab_id	C7K020216011
qc_type	NM	qc_type	NM	qc_type	NM
Pct_Solids		Pct_Solids		Pct_Solids	
DUP_OF:		DUP_OF:		DUP_OF:	

Parameter	units	Result	Val Qual	Qual Code
BENZO(B)FLUORANTHENE	UG/L	0.19	U	
BENZO(G,H,I)PERYLENE	UG/L	0.19	U	
BENZO(K)FLUORANTHENE	UG/L	0.19	U	
BIS(2-CHLOROETHOXY)METHAN	UG/L	0.96	U	
BIS(2-CHLOROETHYL)ETHER	UG/L	0.19	U	
BIS(2-ETHYLHEXYL)PHTHALATE	UG/L	0.96	U	
BUTYL BENZYL PHTHALATE	UG/L	0.96	U	
CAPROLACTAM	UG/L	0.96	U	
CARBAZOLE	UG/L	0.19	U	
CHRYSENE	UG/L	0.19	U	
DIBENZO(A,H)ANTHRACENE	UG/L	0.19	U	
DIBENZOFURAN	UG/L	0.96	U	
DIETHYL PHTHALATE	UG/L	0.96	U	
DIMETHYL PHTHALATE	UG/L	0.96	U	
DI-N-BUTYL PHTHALATE	UG/L	0.96	U	
DI-N-OCTYL PHTHALATE	UG/L	0.96	U	
FLUORANTHENE	UG/L	0.19	U	
FLUORENE	UG/L	0.19	U	
HEXACHLOROBENZENE	UG/L	0.19	U	
HEXACHLOROBUTADIENE	UG/L	0.19	U	
HEXACHLOROCYCLOPENTADIE	UG/L	0.96	U	
HEXACHLOROETHANE	UG/L	0.96	U	
INDENO(1,2,3-CD)PYRENE	UG/L	0.19	U	
ISOPHORONE	UG/L	0.96	U	
NAPHTHALENE	UG/L	0.19	U	
NITROBENZENE	UG/L	0.19	U	
N-NITROSO-DI-N-PROPYLAMINE	UG/L	0.19	U	
N-NITROSODIPHENYLAMINE	UG/L	0.19	U	
PENTACHLOROPHENOL	UG/L	0.96	U	
PHENANTHRENE	UG/L	0.19	U	
PHENOL	UG/L	0.19	U	
PYRENE	UG/L	0.19	U	

Parameter	units	Result	Val Qual	Qual Code
1,1-BIPHENYL	UG/L	0.98	U	
2,2'-OXYBIS(1-CHLOROPROPAN	UG/L	0.2	U	
2,4,5-TRICHLOROPHENOL	UG/L	0.98	U	
2,4,6-TRICHLOROPHENOL	UG/L	0.98	U	
2,4-DICHLOROPHENOL	UG/L	0.2	U	
2,4-DIMETHYLPHENOL	UG/L	0.98	U	
2,4-DINITROPHENOL	UG/L	4.9	U	
2,4-DINITROTOLUENE	UG/L	0.98	U	
2,6-DINITROTOLUENE	UG/L	0.98	U	
2-CHLORONAPHTHALENE	UG/L	0.2	U	
2-CHLOROPHENOL	UG/L	0.98	U	
2-METHYLNAPHTHALENE	UG/L	0.2	U	
2-METHYLPHENOL	UG/L	0.98	U	
2-NITROANILINE	UG/L	4.9	U	
2-NITROPHENOL	UG/L	0.98	U	
3,3'-DICHLOROBENZIDINE	UG/L	0.98	U	
3-NITROANILINE	UG/L	4.9	U	
4,6-DINITRO-2-METHYLPHENOL	UG/L	4.9	U	
4-BROMOPHENYL PHENYL ETH	UG/L	0.98	U	
4-CHLORO-3-METHYLPHENOL	UG/L	0.98	U	
4-CHLOROANILINE	UG/L	0.98	U	
4-CHLOROPHENYL PHENYL ETH	UG/L	0.98	U	
4-METHYLPHENOL	UG/L	0.98	U	
4-NITROANILINE	UG/L	4.9	U	
4-NITROPHENOL	UG/L	4.9	U	
ACENAPHTHENE	UG/L	0.2	U	
ACENAPHTHYLENE	UG/L	0.2	U	
ACETOPHENONE	UG/L	0.98	U	
ANTHRACENE	UG/L	0.2	U	
ATRAZINE	UG/L	0.98	U	
BENZALDEHYDE	UG/L	0.98	U	
BENZO(A)ANTHRACENE	UG/L	0.2	U	
BENZO(A)PYRENE	UG/L	0.2	U	

Parameter	units	Result	Val Qual	Qual Code
BENZO(B)FLUORANTHENE	UG/L	0.2	U	
BENZO(G,H,I)PERYLENE	UG/L	0.2	U	
BENZO(K)FLUORANTHENE	UG/L	0.2	U	
BIS(2-CHLOROETHOXY)METHAN	UG/L	0.98	U	
BIS(2-CHLOROETHYL)ETHER	UG/L	0.2	U	
BIS(2-ETHYLHEXYL)PHTHALATE	UG/L	0.23	J	P
BUTYL BENZYL PHTHALATE	UG/L	0.98	U	
CAPROLACTAM	UG/L	0.98	U	
CARBAZOLE	UG/L	0.2	U	
CHRYSENE	UG/L	0.2	U	
DIBENZO(A,H)ANTHRACENE	UG/L	0.2	U	
DIBENZOFURAN	UG/L	0.98	U	
DIETHYL PHTHALATE	UG/L	0.98	U	
DIMETHYL PHTHALATE	UG/L	0.98	U	
DI-N-BUTYL PHTHALATE	UG/L	0.98	U	
DI-N-OCTYL PHTHALATE	UG/L	0.98	U	
FLUORANTHENE	UG/L	0.2	U	
FLUORENE	UG/L	0.2	U	
HEXACHLOROBENZENE	UG/L	0.2	U	
HEXACHLOROBUTADIENE	UG/L	0.2	U	
HEXACHLOROCYCLOPENTADIE	UG/L	0.98	U	
HEXACHLOROETHANE	UG/L	0.98	U	
INDENO(1,2,3-CD)PYRENE	UG/L	0.2	U	
ISOPHORONE	UG/L	0.98	U	
NAPHTHALENE	UG/L	0.2	U	
NITROBENZENE	UG/L	0.2	U	
N-NITROSO-DI-N-PROPYLAMINE	UG/L	0.2	U	
N-NITROSODIPHENYLAMINE	UG/L	0.2	U	
PENTACHLOROPHENOL	UG/L	0.98	U	
PHENANTHRENE	UG/L	0.069	J	P
PHENOL	UG/L	0.2	U	
PYRENE	UG/L	0.2	U	

PROJ_NO: 00998

SDG: C7K020216 MEDIA: WATER DATA FRACTION: OS

nsample	FMC 5DL	nsample	FMC 5DL	nsample	FMC 7DL
samp_date	10/31/2007	samp_date	10/31/2007	samp_date	10/31/2007
lab_id	C7K020216012	lab_id	C7K020216012	lab_id	C7K020216013
qc_type	NM	qc_type	NM	qc_type	NM
Pct_Solids		Pct_Solids		Pct_Solids	
DUP_OF:		DUP_OF:		DUP_OF:	

Parameter	units	Result	Val Qual	Qual Code
1,1-BIPHENYL	UG/L	0.96	U	
2,2'-OXYBIS(1-CHLOROPROPAN	UG/L	0.19	U	
2,4,5-TRICHLOROPHENOL	UG/L	0.96	U	
2,4,6-TRICHLOROPHENOL	UG/L	0.96	U	
2,4-DICHLOROPHENOL	UG/L	0.19	U	
2,4-DIMETHYLPHENOL	UG/L	0.96	U	
2,4-DINITROPHENOL	UG/L	4.8	U	
2,4-DINITROTOLUENE	UG/L	0.96	U	
2,6-DINITROTOLUENE	UG/L	0.96	U	
2-CHLORONAPHTHALENE	UG/L	0.19	U	
2-CHLOROPHENOL	UG/L	0.96	U	
2-METHYLNAPHTHALENE	UG/L	0.19	U	
2-METHYLPHENOL	UG/L	0.96	U	
2-NITROANILINE	UG/L	4.8	U	
2-NITROPHENOL	UG/L	0.96	U	
3,3'-DICHLOROBENZIDINE	UG/L	0.96	U	
3-NITROANILINE	UG/L	4.8	U	
4,6-DINITRO-2-METHYLPHENOL	UG/L	4.8	U	
4-BROMOPHENYL PHENYL ETH	UG/L	0.96	U	
4-CHLORO-3-METHYLPHENOL	UG/L	0.96	U	
4-CHLOROANILINE	UG/L	0.96	U	
4-CHLOROPHENYL PHENYL ETH	UG/L	0.96	U	
4-METHYLPHENOL	UG/L	0.96	U	
4-NITROANILINE	UG/L	4.8	U	
4-NITROPHENOL	UG/L	4.8	U	
ACENAPHTHENE	UG/L	0.19	U	
ACENAPHTHYLENE	UG/L	0.19	U	
ACETOPHENONE	UG/L	0.96	U	
ANTHRACENE	UG/L	0.19	U	
ATRAZINE	UG/L	0.96	U	
BENZALDEHYDE	UG/L	0.96	U	
BENZO(A)ANTHRACENE	UG/L	0.19	U	
BENZO(A)PYRENE	UG/L	0.19	U	

Parameter	units	Result	Val Qual	Qual Code
BENZO(B)FLUORANTHENE	UG/L	0.19	U	
BENZO(G,H,I)PERYLENE	UG/L	0.19	U	
BENZO(K)FLUORANTHENE	UG/L	0.19	U	
BIS(2-CHLOROETHOXY)METHAN	UG/L	0.96	U	
BIS(2-CHLOROETHYL)ETHER	UG/L	0.19	U	
BIS(2-ETHYLHEXYL)PHTHALATE	UG/L	0.96	U	
BUTYL BENZYL PHTHALATE	UG/L	0.96	U	
CAPROLACTAM	UG/L	0.96	U	
CARBAZOLE	UG/L	0.19	U	
CHRYSENE	UG/L	0.19	U	
DIBENZO(A,H)ANTHRACENE	UG/L	0.19	U	
DIBENZOFURAN	UG/L	0.96	U	
DIETHYL PHTHALATE	UG/L	0.96	U	
DIMETHYL PHTHALATE	UG/L	0.96	U	
DI-N-BUTYL PHTHALATE	UG/L	0.96	U	
DI-N-OCTYL PHTHALATE	UG/L	0.96	U	
FLUORANTHENE	UG/L	0.19	U	
FLUORENE	UG/L	0.19	U	
HEXACHLOROBENZENE	UG/L	0.19	U	
HEXACHLOROBUTADIENE	UG/L	0.19	U	
HEXACHLOROCYCLOPENTADIE	UG/L	0.96	U	
HEXACHLOROETHANE	UG/L	0.96	U	
INDENO(1,2,3-CD)PYRENE	UG/L	0.19	U	
ISOPHORONE	UG/L	0.96	U	
NAPHTHALENE	UG/L	0.19	U	
NITROBENZENE	UG/L	0.19	U	
N-NITROSO-DI-N-PROPYLAMINE	UG/L	0.19	U	
N-NITROSODIPHENYLAMINE	UG/L	0.19	U	
PENTACHLOROPHENOL	UG/L	0.96	U	
PHENANTHRENE	UG/L	0.088	J	P
PHENOL	UG/L	0.19	U	
PYRENE	UG/L	0.19	U	

Parameter	units	Result	Val Qual	Qual Code
1,1-BIPHENYL	UG/L	0.97	U	
2,2'-OXYBIS(1-CHLOROPROPAN	UG/L	0.19	U	
2,4,5-TRICHLOROPHENOL	UG/L	0.97	U	
2,4,6-TRICHLOROPHENOL	UG/L	0.97	U	
2,4-DICHLOROPHENOL	UG/L	0.19	U	
2,4-DIMETHYLPHENOL	UG/L	0.97	U	
2,4-DINITROPHENOL	UG/L	4.8	U	
2,4-DINITROTOLUENE	UG/L	0.97	U	
2,6-DINITROTOLUENE	UG/L	0.97	U	
2-CHLORONAPHTHALENE	UG/L	0.19	U	
2-CHLOROPHENOL	UG/L	0.97	U	
2-METHYLNAPHTHALENE	UG/L	0.19	U	
2-METHYLPHENOL	UG/L	0.97	U	
2-NITROANILINE	UG/L	4.8	U	
2-NITROPHENOL	UG/L	0.97	U	
3,3'-DICHLOROBENZIDINE	UG/L	0.97	U	
3-NITROANILINE	UG/L	4.8	U	
4,6-DINITRO-2-METHYLPHENOL	UG/L	4.8	U	
4-BROMOPHENYL PHENYL ETH	UG/L	0.97	U	
4-CHLORO-3-METHYLPHENOL	UG/L	0.97	U	
4-CHLOROANILINE	UG/L	0.97	U	
4-CHLOROPHENYL PHENYL ETH	UG/L	0.97	U	
4-METHYLPHENOL	UG/L	0.97	U	
4-NITROANILINE	UG/L	4.8	U	
4-NITROPHENOL	UG/L	4.8	U	
ACENAPHTHENE	UG/L	0.19	U	
ACENAPHTHYLENE	UG/L	0.19	U	
ACETOPHENONE	UG/L	0.97	U	
ANTHRACENE	UG/L	0.19	U	
ATRAZINE	UG/L	0.97	U	
BENZALDEHYDE	UG/L	0.97	U	
BENZO(A)ANTHRACENE	UG/L	0.19	U	
BENZO(A)PYRENE	UG/L	0.19	U	

PROJ_NO: 00998

SDG: C7K020216 MEDIA: WATER DATA FRACTION: OS

nsample	FMC 7DL	nsample	FMC 9DL	nsample	FMC 9DL
samp_date	10/31/2007	samp_date	10/30/2007	samp_date	10/30/2007
lab_id	C7K020216013	lab_id	C7K020216002	lab_id	C7K020216002
qc_type	NM	qc_type	NM	qc_type	NM
Pct_Solids		Pct_Solids		Pct_Solids	
DUP_OF:		DUP_OF:		DUP_OF:	

Parameter	units	Result	Val Qual	Qual Code
BENZO(B)FLUORANTHENE	UG/L	0.19	U	
BENZO(G,H,I)PERYLENE	UG/L	0.19	U	
BENZO(K)FLUORANTHENE	UG/L	0.19	U	
BIS(2-CHLOROETHOXY)METHAN	UG/L	0.97	U	
BIS(2-CHLOROETHYL)ETHER	UG/L	0.19	U	
BIS(2-ETHYLHEXYL)PHTHALATE	UG/L	0.97	U	
BUTYL BENZYL PHTHALATE	UG/L	0.97	U	
CAPROLACTAM	UG/L	0.97	U	
CARBAZOLE	UG/L	0.19	U	
CHRYSENE	UG/L	0.19	U	
DIBENZO(A,H)ANTHRACENE	UG/L	0.19	U	
DIBENZOFURAN	UG/L	0.97	U	
DIETHYL PHTHALATE	UG/L	0.97	U	
DIMETHYL PHTHALATE	UG/L	0.97	U	
DI-N-BUTYL PHTHALATE	UG/L	0.97	U	
DI-N-OCTYL PHTHALATE	UG/L	0.97	U	
FLUORANTHENE	UG/L	0.19	U	
FLUORENE	UG/L	0.19	U	
HEXACHLOROBENZENE	UG/L	0.19	U	
HEXACHLOROBUTADIENE	UG/L	0.19	U	
HEXACHLOROCYCLOPENTADIE	UG/L	0.97	U	
HEXACHLOROETHANE	UG/L	0.97	U	
INDENO(1,2,3-CD)PYRENE	UG/L	0.19	U	
ISOPHORONE	UG/L	0.97	U	
NAPHTHALENE	UG/L	0.19	U	
NITROBENZENE	UG/L	0.19	U	
N-NITROSO-DI-N-PROPYLAMINE	UG/L	0.19	U	
N-NITROSODIPHENYLAMINE	UG/L	0.19	U	
PENTACHLOROPHENOL	UG/L	0.97	U	
PHENANTHRENE	UG/L	0.19	U	
PHENOL	UG/L	0.19	U	
PYRENE	UG/L	0.19	U	

Parameter	units	Result	Val Qual	Qual Code
1,1-BIPHENYL	UG/L	1	U	
2,2'-OXYBIS(1-CHLOROPROPAN	UG/L	0.2	U	
2,4,5-TRICHLOROPHENOL	UG/L	1	U	
2,4,6-TRICHLOROPHENOL	UG/L	1	U	
2,4-DICHLOROPHENOL	UG/L	0.2	U	
2,4-DIMETHYLPHENOL	UG/L	1	U	
2,4-DINITROPHENOL	UG/L	5.1	U	
2,4-DINITROTOLUENE	UG/L	1	U	
2,6-DINITROTOLUENE	UG/L	1	U	
2-CHLORONAPHTHALENE	UG/L	0.2	U	
2-CHLOROPHENOL	UG/L	1	U	
2-METHYLNAPHTHALENE	UG/L	0.2	U	
2-METHYLPHENOL	UG/L	1	U	
2-NITROANILINE	UG/L	5.1	U	
2-NITROPHENOL	UG/L	1	U	
3,3'-DICHLOROBENZIDINE	UG/L	1	U	
3-NITROANILINE	UG/L	5.1	U	
4,6-DINITRO-2-METHYLPHENOL	UG/L	5.1	U	
4-BROMOPHENYL PHENYL ETH	UG/L	1	U	
4-CHLORO-3-METHYLPHENOL	UG/L	1	U	
4-CHLOROANILINE	UG/L	1	U	
4-CHLOROPHENYL PHENYL ETH	UG/L	1	U	
4-METHYLPHENOL	UG/L	1	U	
4-NITROANILINE	UG/L	5.1	U	
4-NITROPHENOL	UG/L	5.1	U	
ACENAPHTHENE	UG/L	0.2	U	
ACENAPHTHYLENE	UG/L	0.2	U	
ACETOPHENONE	UG/L	1	U	
ANTHRACENE	UG/L	0.2	U	
ATRAZINE	UG/L	1	U	
BENZALDEHYDE	UG/L	1	U	
BENZO(A)ANTHRACENE	UG/L	0.2	U	
BENZO(A)PYRENE	UG/L	0.2	U	

Parameter	units	Result	Val Qual	Qual Code
BENZO(B)FLUORANTHENE	UG/L	0.2	U	
BENZO(G,H,I)PERYLENE	UG/L	0.2	U	
BENZO(K)FLUORANTHENE	UG/L	0.2	U	
BIS(2-CHLOROETHOXY)METHAN	UG/L	1	U	
BIS(2-CHLOROETHYL)ETHER	UG/L	0.2	U	
BIS(2-ETHYLHEXYL)PHTHALATE	UG/L	0.14	J	P
BUTYL BENZYL PHTHALATE	UG/L	0.2	J	P
CAPROLACTAM	UG/L	1	U	
CARBAZOLE	UG/L	0.2	U	
CHRYSENE	UG/L	0.2	U	
DIBENZO(A,H)ANTHRACENE	UG/L	0.2	U	
DIBENZOFURAN	UG/L	1	U	
DIETHYL PHTHALATE	UG/L	1	U	
DIMETHYL PHTHALATE	UG/L	1	U	
DI-N-BUTYL PHTHALATE	UG/L	1	U	
DI-N-OCTYL PHTHALATE	UG/L	1	U	
FLUORANTHENE	UG/L	0.2	U	
FLUORENE	UG/L	0.2	U	
HEXACHLOROBENZENE	UG/L	0.2	U	
HEXACHLOROBUTADIENE	UG/L	0.2	U	
HEXACHLOROCYCLOPENTADIE	UG/L	1	U	
HEXACHLOROETHANE	UG/L	1	U	
INDENO(1,2,3-CD)PYRENE	UG/L	0.2	U	
ISOPHORONE	UG/L	1	U	
NAPHTHALENE	UG/L	0.2	U	
NITROBENZENE	UG/L	0.2	U	
N-NITROSO-DI-N-PROPYLAMINE	UG/L	0.2	U	
N-NITROSODIPHENYLAMINE	UG/L	0.2	U	
PENTACHLOROPHENOL	UG/L	1	U	
PHENANTHRENE	UG/L	0.2	U	
PHENOL	UG/L	0.2	U	
PYRENE	UG/L	0.2	U	

PROJ_NO: 00998

SDG: C7K020216 MEDIA: WATER DATA FRACTION: PEST/PCB

nsample	FMC 10DL	nsample	FMC 11DL	nsample	FMC 12DL
samp_date	10/30/2007	samp_date	10/30/2007	samp_date	10/30/2007
lab_id	C7K020216003	lab_id	C7K020216004	lab_id	C7K020216005
qc_type	NM	qc_type	NM	qc_type	NM
Pct_Solids		Pct_Solids		Pct_Solids	
DUP_OF:		DUP_OF:		DUP_OF:	

Parameter	units	Result	Val Qual	Qual Code
AROCLOR-1016	UG/L	0.42	U	
AROCLOR-1221	UG/L	0.42	U	
AROCLOR-1232	UG/L	0.42	U	
AROCLOR-1242	UG/L	0.42	U	
AROCLOR-1248	UG/L	0.42	U	
AROCLOR-1254	UG/L	0.42	U	
AROCLOR-1260	UG/L	0.42	U	

Parameter	units	Result	Val Qual	Qual Code
AROCLOR-1016	UG/L	0.4	U	
AROCLOR-1221	UG/L	0.4	U	
AROCLOR-1232	UG/L	0.4	U	
AROCLOR-1242	UG/L	0.4	U	
AROCLOR-1248	UG/L	0.4	U	
AROCLOR-1254	UG/L	0.4	U	
AROCLOR-1260	UG/L	0.4	U	

Parameter	units	Result	Val Qual	Qual Code
AROCLOR-1016	UG/L	0.39	U	
AROCLOR-1221	UG/L	0.39	U	
AROCLOR-1232	UG/L	0.39	U	
AROCLOR-1242	UG/L	0.39	U	
AROCLOR-1248	UG/L	0.39	U	
AROCLOR-1254	UG/L	0.39	U	
AROCLOR-1260	UG/L	0.39	U	

PROJ_NO: 00998

SDG: C7K020216 MEDIA: WATER DATA FRACTION: PEST/PCB

nsample	FMC 13DL	nsample	FMC 16DL	nsample	FMC 18DL
samp_date	10/30/2007	samp_date	10/31/2007	samp_date	10/31/2007
lab_id	C7K020216006	lab_id	C7K020216007	lab_id	C7K020216008
qc_type	NM	qc_type	NM	qc_type	NM
Pct_Solids		Pct_Solids		Pct_Solids	
DUP_OF:		DUP_OF:		DUP_OF:	

Parameter	units	Result	Val Qual	Qual Code
AROCLOR-1016	UG/L	0.38	U	
AROCLOR-1221	UG/L	0.38	U	
AROCLOR-1232	UG/L	0.38	U	
AROCLOR-1242	UG/L	0.38	U	
AROCLOR-1248	UG/L	0.38	U	
AROCLOR-1254	UG/L	0.38	U	
AROCLOR-1260	UG/L	0.38	U	

Parameter	units	Result	Val Qual	Qual Code
AROCLOR-1016	UG/L	0.41	U	
AROCLOR-1221	UG/L	0.41	U	
AROCLOR-1232	UG/L	0.41	U	
AROCLOR-1242	UG/L	0.41	U	
AROCLOR-1248	UG/L	0.41	U	
AROCLOR-1254	UG/L	0.41	U	
AROCLOR-1260	UG/L	0.41	U	

Parameter	units	Result	Val Qual	Qual Code
AROCLOR-1016	UG/L	0.41	U	
AROCLOR-1221	UG/L	0.41	U	
AROCLOR-1232	UG/L	0.41	U	
AROCLOR-1242	UG/L	0.41	U	
AROCLOR-1248	UG/L	0.41	U	
AROCLOR-1254	UG/L	0.41	U	
AROCLOR-1260	UG/L	0.41	U	

PROJ_NO: 00998

SDG: C7K020216 MEDIA: WATER DATA FRACTION: PEST/PCB

nsample	FMC 20DL	nsample	FMC 22DL	nsample	FMC 24DL
samp_date	10/31/2007	samp_date	10/31/2007	samp_date	10/30/2007
lab_id	C7K020216009	lab_id	C7K020216010	lab_id	C7K020216001
qc_type	NM	qc_type	NM	qc_type	NM
Pct_Solids		Pct_Solids		Pct_Solids	
DUP_OF:		DUP_OF:		DUP_OF:	

Parameter	units	Result	Val Qual	Qual Code
AROCLOR-1016	UG/L	0.39	U	
AROCLOR-1221	UG/L	0.39	U	
AROCLOR-1232	UG/L	0.39	U	
AROCLOR-1242	UG/L	0.39	U	
AROCLOR-1248	UG/L	0.39	U	
AROCLOR-1254	UG/L	0.39	U	
AROCLOR-1260	UG/L	0.39	U	

Parameter	units	Result	Val Qual	Qual Code
AROCLOR-1016	UG/L	0.38	U	
AROCLOR-1221	UG/L	0.38	U	
AROCLOR-1232	UG/L	0.38	U	
AROCLOR-1242	UG/L	0.38	U	
AROCLOR-1248	UG/L	0.38	U	
AROCLOR-1254	UG/L	0.38	U	
AROCLOR-1260	UG/L	0.38	U	

Parameter	units	Result	Val Qual	Qual Code
AROCLOR-1016	UG/L	0.4	U	
AROCLOR-1221	UG/L	0.4	U	
AROCLOR-1232	UG/L	0.4	U	
AROCLOR-1242	UG/L	0.4	U	
AROCLOR-1248	UG/L	0.4	U	
AROCLOR-1254	UG/L	0.4	U	
AROCLOR-1260	UG/L	0.4	U	

PROJ_NO: 00998

SDG: C7K020216 MEDIA: WATER DATA FRACTION: PEST/PCB

nsample	FMC 25DL	nsample	FMC 26DL	nsample	FMC 3DL
samp_date	11/1/2007	samp_date	11/1/2007	samp_date	10/31/2007
lab_id	C7K020216014	lab_id	C7K020216015	lab_id	C7K020216011
qc_type	NM	qc_type	NM	qc_type	NM
Pct_Solids		Pct_Solids		Pct_Solids	
DUP_OF:		DUP_OF:		DUP_OF:	

Parameter	units	Result	Val Qual	Qual Code
AROCLOR-1016	UG/L	0.38	U	
AROCLOR-1221	UG/L	0.38	U	
AROCLOR-1232	UG/L	0.38	U	
AROCLOR-1242	UG/L	0.38	U	
AROCLOR-1248	UG/L	0.38	U	
AROCLOR-1254	UG/L	0.38	U	
AROCLOR-1260	UG/L	0.38	U	

Parameter	units	Result	Val Qual	Qual Code
AROCLOR-1016	UG/L	0.38	U	
AROCLOR-1221	UG/L	0.38	U	
AROCLOR-1232	UG/L	0.38	U	
AROCLOR-1242	UG/L	0.38	U	
AROCLOR-1248	UG/L	0.38	U	
AROCLOR-1254	UG/L	0.42		
AROCLOR-1260	UG/L	0.38	U	

Parameter	units	Result	Val Qual	Qual Code
AROCLOR-1016	UG/L	0.38	U	
AROCLOR-1221	UG/L	0.38	U	
AROCLOR-1232	UG/L	0.38	U	
AROCLOR-1242	UG/L	0.38	U	
AROCLOR-1248	UG/L	0.38	U	
AROCLOR-1254	UG/L	0.38	U	
AROCLOR-1260	UG/L	0.38	U	

PROJ_NO: 00998

SDG: C7K020216 MEDIA: WATER DATA FRACTION: PEST/PCB

nsample	FMC 5DL
samp_date	10/31/2007
lab_id	C7K020216012
qc_type	NM
Pct_Solids	
DUP_OF:	

Parameter	units	Result	Val Qual	Qual Code
AROCLOR-1016	UG/L	0.38	U	
AROCLOR-1221	UG/L	0.38	U	
AROCLOR-1232	UG/L	0.38	U	
AROCLOR-1242	UG/L	0.38	U	
AROCLOR-1248	UG/L	0.38	U	
AROCLOR-1254	UG/L	0.38	U	
AROCLOR-1260	UG/L	0.38	U	

nsample	FMC 7DL
samp_date	10/31/2007
lab_id	C7K020216013
qc_type	NM
Pct_Solids	
DUP_OF:	

Parameter	units	Result	Val Qual	Qual Code
AROCLOR-1016	UG/L	0.38	U	
AROCLOR-1221	UG/L	0.38	U	
AROCLOR-1232	UG/L	0.38	U	
AROCLOR-1242	UG/L	0.38	U	
AROCLOR-1248	UG/L	0.38	U	
AROCLOR-1254	UG/L	0.38	U	
AROCLOR-1260	UG/L	0.38	U	

nsample	FMC 9DL
samp_date	10/30/2007
lab_id	C7K020216002
qc_type	NM
Pct_Solids	
DUP_OF:	

Parameter	units	Result	Val Qual	Qual Code
AROCLOR-1016	UG/L	0.4	U	
AROCLOR-1221	UG/L	0.4	U	
AROCLOR-1232	UG/L	0.4	U	
AROCLOR-1242	UG/L	0.4	U	
AROCLOR-1248	UG/L	0.4	U	
AROCLOR-1254	UG/L	0.4	U	
AROCLOR-1260	UG/L	0.4	U	

APPENDIX B

RESULTS AS REPORTED BY THE LABORATORY

GC/MS VOLATILE SUMMARY

Tetra Tech NUS, Inc

Client Sample ID: FMC 24

GC/MS Volatiles

Lot-Sample #...: C7K020216-001	**Work Order #...:** KAEX31AD	**Matrix.....:** WATER
Date Sampled...: 10/30/07	**Date Received..:** 11/02/07	**MS Run #.....:** 7312348
Prep Date.....: 11/08/07	**Analysis Date..:** 11/09/07	
Prep Batch #...: 7312657	**Analysis Time..:** 00:03	
Dilution Factor: 1	**Initial Wgt/Vol:** 5 mL	**Final Wgt/Vol..:** 5 mL
Analyst ID.....: 403419	**Instrument ID..:** HP6	
	Method.....: SW846 8260B	

PARAMETER	RESULT	REPORTING LIMIT	UNITS	MDL
Acetone	**2.8 J**	**5.0**	**ug/L**	**2.5**
Benzene	ND	1.0	ug/L	0.19
Bromodichloromethane	ND	1.0	ug/L	0.099
Bromoform	ND	1.0	ug/L	0.27
Bromomethane	ND	1.0	ug/L	0.18
2-Butanone	ND	5.0	ug/L	0.65
Carbon disulfide	ND	1.0	ug/L	0.11
Carbon tetrachloride	ND	1.0	ug/L	0.22
Chlorobenzene	ND	1.0	ug/L	0.33
Chloroethane	ND	1.0	ug/L	0.11
Chloroform	ND	1.0	ug/L	0.068
Chloromethane	ND	1.0	ug/L	0.14
Cyclohexane	ND	1.0	ug/L	0.11
Dibromochloromethane	ND	1.0	ug/L	0.20
1,2-Dibromo-3-chloro-propane	ND	1.0	ug/L	0.26
1,2-Dibromoethane	ND	1.0	ug/L	0.15
1,3-Dichlorobenzene	ND	1.0	ug/L	0.10
1,4-Dichlorobenzene	ND	1.0	ug/L	0.10
1,2-Dichlorobenzene	ND	1.0	ug/L	0.086
Dichlorodifluoromethane	ND	1.0	ug/L	0.23
1,1-Dichloroethane	ND	1.0	ug/L	0.19
1,2-Dichloroethane	ND	1.0	ug/L	0.076
1,1-Dichloroethene	ND	1.0	ug/L	0.17
cis-1,2-Dichloroethene	ND	1.0	ug/L	0.090
trans-1,2-Dichloroethene	ND	1.0	ug/L	0.097
1,2-Dichloropropane	ND	1.0	ug/L	0.24
cis-1,3-Dichloropropene	ND	1.0	ug/L	0.13
trans-1,3-Dichloropropene	ND	1.0	ug/L	0.16
Ethylbenzene	ND	1.0	ug/L	0.066
2-Hexanone	ND	5.0	ug/L	0.55
Isopropylbenzene	ND	1.0	ug/L	0.27
Methyl acetate	ND	1.0	ug/L	0.17
Methylene chloride	ND	1.0	ug/L	0.19
Methylcyclohexane	ND	1.0	ug/L	0.18
4-Methyl-2-pentanone	ND	5.0	ug/L	0.61
Methyl tert-butyl ether	ND	1.0	ug/L	0.13

(Continued on next page)

Tetra Tech NUS, Inc

Client Sample ID: FMC 24

GC/MS Volatiles

Lot-Sample #...: C7K020216-001 **Work Order #...:** KAEX31AD **Matrix.....:** WATER

PARAMETER	RESULT	REPORTING LIMIT	UNITS	MDL
Styrene	ND	1.0	ug/L	0.25
1,1,2,2-Tetrachloroethane	ND	1.0	ug/L	0.22
1,2,4-Trichloro-benzene	ND	1.0	ug/L	0.11
Tetrachloroethene	ND	1.0	ug/L	0.088
1,1,1-Trichloroethane	ND	1.0	ug/L	0.11
1,1,2-Trichloroethane	ND	1.0	ug/L	0.11
Trichloroethene	**0.27 J**	**1.0**	**ug/L**	**0.22**
Trichlorofluoromethane	ND	1.0	ug/L	0.17
1,1,2-Trichloro-1,2,2-trifluoroethane	ND	1.0	ug/L	0.14
Toluene	ND	1.0	ug/L	0.21
Vinyl chloride	ND	1.0	ug/L	0.11
Xylenes (total)	ND	3.0	ug/L	0.20

SURROGATE	PERCENT RECOVERY	RECOVERY LIMITS
Toluene-d8	94	(71 - 118)
1,2-Dichloroethane-d4	114	(64 - 135)
4-Bromofluorobenzene	93	(70 - 118)
Dibromofluoromethane	110	(64 - 128)

NOTE(S):

J Estimated result. Result is less than RL.

Tetra Tech NUS, Inc

Client Sample ID: FMC 9

GC/MS Volatiles

Lot-Sample #...: C7K020216-002	**Work Order #...:** KAE051AN	**Matrix.....:** WATER
Date Sampled...: 10/30/07	**Date Received..:** 11/02/07	**MS Run #.....:** 7312348
Prep Date.....: 11/08/07	**Analysis Date..:** 11/09/07	
Prep Batch #...: 7312657	**Analysis Time..:** 00:27	
Dilution Factor: 1	**Initial Wgt/Vol:** 5 mL	**Final Wgt/Vol..:** 5 mL
Analyst ID.....: 403419	**Instrument ID..:** HP6	
	Method.....: SW846 8260B	

PARAMETER	RESULT	REPORTING LIMIT	UNITS	MDL
Acetone	**2.5 J**	**5.0**	**ug/L**	**2.5**
Benzene	ND	1.0	ug/L	0.19
Bromodichloromethane	ND	1.0	ug/L	0.099
Bromoform	ND	1.0	ug/L	0.27
Bromomethane	ND	1.0	ug/L	0.18
2-Butanone	ND	5.0	ug/L	0.65
Carbon disulfide	ND	1.0	ug/L	0.11
Carbon tetrachloride	ND	1.0	ug/L	0.22
Chlorobenzene	ND	1.0	ug/L	0.33
Chloroethane	ND	1.0	ug/L	0.11
Chloroform	ND	1.0	ug/L	0.068
Chloromethane	ND	1.0	ug/L	0.14
Cyclohexane	ND	1.0	ug/L	0.11
Dibromochloromethane	ND	1.0	ug/L	0.20
1,2-Dibromo-3-chloro-propane	ND	1.0	ug/L	0.26
1,2-Dibromoethane	ND	1.0	ug/L	0.15
1,3-Dichlorobenzene	ND	1.0	ug/L	0.10
1,4-Dichlorobenzene	ND	1.0	ug/L	0.10
1,2-Dichlorobenzene	ND	1.0	ug/L	0.086
Dichlorodifluoromethane	ND	1.0	ug/L	0.23
1,1-Dichloroethane	ND	1.0	ug/L	0.19
1,2-Dichloroethane	ND	1.0	ug/L	0.076
1,1-Dichloroethene	ND	1.0	ug/L	0.17
cis-1,2-Dichloroethene	**0.22 J**	**1.0**	**ug/L**	**0.090**
trans-1,2-Dichloroethene	ND	1.0	ug/L	0.097
1,2-Dichloropropane	ND	1.0	ug/L	0.24
cis-1,3-Dichloropropene	ND	1.0	ug/L	0.13
trans-1,3-Dichloropropene	ND	1.0	ug/L	0.16
Ethylbenzene	ND	1.0	ug/L	0.066
2-Hexanone	ND	5.0	ug/L	0.55
Isopropylbenzene	ND	1.0	ug/L	0.27
Methyl acetate	ND	1.0	ug/L	0.17
Methylene chloride	ND	1.0	ug/L	0.19
Methylcyclohexane	ND	1.0	ug/L	0.18
4-Methyl-2-pentanone	ND	5.0	ug/L	0.61
Methyl tert-butyl ether	ND	1.0	ug/L	0.13

(Continued on next page)

Tetra Tech NUS, Inc

Client Sample ID: FMC 9

GC/MS Volatiles

Lot-Sample #...: C7K020216-002 **Work Order #...:** KAE051AN **Matrix.....:** WATER

PARAMETER	RESULT	REPORTING LIMIT	UNITS	MDL
Styrene	ND	1.0	ug/L	0.25
1,1,2,2-Tetrachloroethane	ND	1.0	ug/L	0.22
1,2,4-Trichloro-benzene	ND	1.0	ug/L	0.11
Tetrachloroethene	ND	1.0	ug/L	0.088
1,1,1-Trichloroethane	ND	1.0	ug/L	0.11
1,1,2-Trichloroethane	ND	1.0	ug/L	0.11
Trichloroethene	**0.32 J**	**1.0**	**ug/L**	**0.22**
Trichlorofluoromethane	ND	1.0	ug/L	0.17
1,1,2-Trichloro-1,2,2-trifluoroethane	ND	1.0	ug/L	0.14
Toluene	ND	1.0	ug/L	0.21
Vinyl chloride	**0.13 J**	**1.0**	**ug/L**	**0.11**
Xylenes (total)	ND	3.0	ug/L	0.20

SURROGATE	PERCENT RECOVERY	RECOVERY LIMITS
Toluene-d8	101	(71 - 118)
1,2-Dichloroethane-d4	118	(64 - 135)
4-Bromofluorobenzene	92	(70 - 118)
Dibromofluoromethane	113	(64 - 128)

NOTE(S):

J Estimated result. Result is less than RL.

Tetra Tech NUS, Inc

Client Sample ID: FMC 10

GC/MS Volatiles

Lot-Sample #...: C7K020216-003	**Work Order #...:** KAE071AN	**Matrix.....:** WATER
Date Sampled...: 10/30/07	**Date Received..:** 11/02/07	**MS Run #.....:** 7312348
Prep Date.....: 11/08/07	**Analysis Date..:** 11/09/07	
Prep Batch #...: 7312657	**Analysis Time..:** 00:50	
Dilution Factor: 1	**Initial Wgt/Vol:** 5 mL	**Final Wgt/Vol..:** 5 mL
Analyst ID.....: 403419	**Instrument ID..:** HP6	
	Method.....: SW846 8260B	

PARAMETER	RESULT	REPORTING LIMIT	UNITS	MDL
Acetone	ND	5.0	ug/L	2.5
Benzene	ND	1.0	ug/L	0.19
Bromodichloromethane	ND	1.0	ug/L	0.099
Bromoform	ND	1.0	ug/L	0.27
Bromomethane	ND	1.0	ug/L	0.18
2-Butanone	ND	5.0	ug/L	0.65
Carbon disulfide	ND	1.0	ug/L	0.11
Carbon tetrachloride	ND	1.0	ug/L	0.22
Chlorobenzene	ND	1.0	ug/L	0.33
Chloroethane	ND	1.0	ug/L	0.11
Chloroform	ND	1.0	ug/L	0.068
Chloromethane	ND	1.0	ug/L	0.14
Cyclohexane	ND	1.0	ug/L	0.11
Dibromochloromethane	ND	1.0	ug/L	0.20
1,2-Dibromo-3-chloro-propane	ND	1.0	ug/L	0.26
1,2-Dibromoethane	ND	1.0	ug/L	0.15
1,3-Dichlorobenzene	ND	1.0	ug/L	0.10
1,4-Dichlorobenzene	ND	1.0	ug/L	0.10
1,2-Dichlorobenzene	ND	1.0	ug/L	0.086
Dichlorodifluoromethane	ND	1.0	ug/L	0.23
1,1-Dichloroethane	ND	1.0	ug/L	0.19
1,2-Dichloroethane	ND	1.0	ug/L	0.076
1,1-Dichloroethene	ND	1.0	ug/L	0.17
cis-1,2-Dichloroethene	**0.19 J**	**1.0**	**ug/L**	**0.090**
trans-1,2-Dichloroethene	ND	1.0	ug/L	0.097
1,2-Dichloropropane	ND	1.0	ug/L	0.24
cis-1,3-Dichloropropene	ND	1.0	ug/L	0.13
trans-1,3-Dichloropropene	ND	1.0	ug/L	0.16
Ethylbenzene	ND	1.0	ug/L	0.066
2-Hexanone	ND	5.0	ug/L	0.55
Isopropylbenzene	ND	1.0	ug/L	0.27
Methyl acetate	ND	1.0	ug/L	0.17
Methylene chloride	ND	1.0	ug/L	0.19
Methylcyclohexane	ND	1.0	ug/L	0.18
4-Methyl-2-pentanone	ND	5.0	ug/L	0.61
Methyl tert-butyl ether	ND	1.0	ug/L	0.13

(Continued on next page)

Tetra Tech NUS, Inc

Client Sample ID: FMC 10

GC/MS Volatiles

Lot-Sample #...: C7K020216-003 **Work Order #...:** KAE071AN **Matrix.....:** WATER

PARAMETER	RESULT	REPORTING LIMIT	UNITS	MDL
Styrene	ND	1.0	ug/L	0.25
1,1,2,2-Tetrachloroethane	ND	1.0	ug/L	0.22
1,2,4-Trichloro-benzene	ND	1.0	ug/L	0.11
Tetrachloroethene	ND	1.0	ug/L	0.088
1,1,1-Trichloroethane	ND	1.0	ug/L	0.11
1,1,2-Trichloroethane	ND	1.0	ug/L	0.11
Trichloroethene	**0.35 J**	**1.0**	**ug/L**	**0.22**
Trichlorofluoromethane	ND	1.0	ug/L	0.17
1,1,2-Trichloro-1,2,2-trifluoroethane	ND	1.0	ug/L	0.14
Toluene	ND	1.0	ug/L	0.21
Vinyl chloride	ND	1.0	ug/L	0.11
Xylenes (total)	ND	3.0	ug/L	0.20

SURROGATE	PERCENT RECOVERY	RECOVERY LIMITS
Toluene-d8	99	(71 - 118)
1,2-Dichloroethane-d4	118	(64 - 135)
4-Bromofluorobenzene	96	(70 - 118)
Dibromofluoromethane	110	(64 - 128)

NOTE(S):

J Estimated result. Result is less than RL.

Tetra Tech NUS, Inc

Client Sample ID: FMC 11

GC/MS Volatiles

Lot-Sample #...: C7K020216-004	**Work Order #...:** KAE1A1AD	**Matrix.....:** WATER
Date Sampled...: 10/30/07	**Date Received..:** 11/02/07	**MS Run #.....:** 7312348
Prep Date.....: 11/08/07	**Analysis Date..:** 11/09/07	
Prep Batch #...: 7312657	**Analysis Time..:** 01:13	
Dilution Factor: 1	**Initial Wgt/Vol:** 5 mL	**Final Wgt/Vol..:** 5 mL
Analyst ID.....: 403419	**Instrument ID..:** HP6	
	Method.....: SW846 8260B	

PARAMETER	RESULT	REPORTING LIMIT	UNITS	MDL
Acetone	**3.2 J**	**5.0**	**ug/L**	**2.5**
Benzene	ND	1.0	ug/L	0.19
Bromodichloromethane	ND	1.0	ug/L	0.099
Bromoform	ND	1.0	ug/L	0.27
Bromomethane	ND	1.0	ug/L	0.18
2-Butanone	ND	5.0	ug/L	0.65
Carbon disulfide	ND	1.0	ug/L	0.11
Carbon tetrachloride	ND	1.0	ug/L	0.22
Chlorobenzene	ND	1.0	ug/L	0.33
Chloroethane	ND	1.0	ug/L	0.11
Chloroform	ND	1.0	ug/L	0.068
Chloromethane	**0.16 J**	**1.0**	**ug/L**	**0.14**
Cyclohexane	ND	1.0	ug/L	0.11
Dibromochloromethane	ND	1.0	ug/L	0.20
1,2-Dibromo-3-chloro-propane	ND	1.0	ug/L	0.26
1,2-Dibromoethane	ND	1.0	ug/L	0.15
1,3-Dichlorobenzene	ND	1.0	ug/L	0.10
1,4-Dichlorobenzene	ND	1.0	ug/L	0.10
1,2-Dichlorobenzene	ND	1.0	ug/L	0.086
Dichlorodifluoromethane	ND	1.0	ug/L	0.23
1,1-Dichloroethane	ND	1.0	ug/L	0.19
1,2-Dichloroethane	ND	1.0	ug/L	0.076
1,1-Dichloroethene	ND	1.0	ug/L	0.17
cis-1,2-Dichloroethene	**0.26 J**	**1.0**	**ug/L**	**0.090**
trans-1,2-Dichloroethene	ND	1.0	ug/L	0.097
1,2-Dichloropropane	ND	1.0	ug/L	0.24
cis-1,3-Dichloropropene	ND	1.0	ug/L	0.13
trans-1,3-Dichloropropene	ND	1.0	ug/L	0.16
Ethylbenzene	ND	1.0	ug/L	0.066
2-Hexanone	ND	5.0	ug/L	0.55
Isopropylbenzene	ND	1.0	ug/L	0.27
Methyl acetate	ND	1.0	ug/L	0.17
Methylene chloride	ND	1.0	ug/L	0.19
Methylcyclohexane	ND	1.0	ug/L	0.18
4-Methyl-2-pentanone	ND	5.0	ug/L	0.61
Methyl tert-butyl ether	ND	1.0	ug/L	0.13

(Continued on next page)

Tetra Tech NUS, Inc

Client Sample ID: FMC 11

GC/MS Volatiles

Lot-Sample #...: C7K020216-004 **Work Order #...:** KAE1A1AD **Matrix.....:** WATER

PARAMETER	RESULT	REPORTING LIMIT	UNITS	MDL
Styrene	ND	1.0	ug/L	0.25
1,1,2,2-Tetrachloroethane	ND	1.0	ug/L	0.22
1,2,4-Trichloro-benzene	ND	1.0	ug/L	0.11
Tetrachloroethene	ND	1.0	ug/L	0.088
1,1,1-Trichloroethane	ND	1.0	ug/L	0.11
1,1,2-Trichloroethane	ND	1.0	ug/L	0.11
Trichloroethene	**0.63 J**	**1.0**	**ug/L**	**0.22**
Trichlorofluoromethane	ND	1.0	ug/L	0.17
1,1,2-Trichloro-1,2,2-trifluoroethane	ND	1.0	ug/L	0.14
Toluene	ND	1.0	ug/L	0.21
Vinyl chloride	**0.18 J**	**1.0**	**ug/L**	**0.11**
Xylenes (total)	ND	3.0	ug/L	0.20

SURROGATE	PERCENT RECOVERY	RECOVERY LIMITS
Toluene-d8	100	(71 - 118)
1,2-Dichloroethane-d4	121	(64 - 135)
4-Bromofluorobenzene	93	(70 - 118)
Dibromofluoromethane	109	(64 - 128)

NOTE(S):

J Estimated result. Result is less than RL.

Tetra Tech NUS, Inc

Client Sample ID: FMC 12

GC/MS Volatiles

Lot-Sample #...: C7K020216-005	**Work Order #...:** KAE1D1AN	**Matrix.....:** WATER
Date Sampled...: 10/30/07	**Date Received..:** 11/02/07	**MS Run #.....:** 7312348
Prep Date.....: 11/08/07	**Analysis Date..:** 11/09/07	
Prep Batch #...: 7312657	**Analysis Time..:** 01:37	
Dilution Factor: 1	**Initial Wgt/Vol:** 5 mL	**Final Wgt/Vol..:** 5 mL
Analyst ID.....: 403419	**Instrument ID..:** HP6	
	Method.....: SW846 8260B	

PARAMETER	RESULT	REPORTING LIMIT	UNITS	MDL
Acetone	ND	5.0	ug/L	2.5
Benzene	ND	1.0	ug/L	0.19
Bromodichloromethane	ND	1.0	ug/L	0.099
Bromoform	ND	1.0	ug/L	0.27
Bromomethane	ND	1.0	ug/L	0.18
2-Butanone	ND	5.0	ug/L	0.65
Carbon disulfide	ND	1.0	ug/L	0.11
Carbon tetrachloride	ND	1.0	ug/L	0.22
Chlorobenzene	ND	1.0	ug/L	0.33
Chloroethane	ND	1.0	ug/L	0.11
Chloroform	ND	1.0	ug/L	0.068
Chloromethane	ND	1.0	ug/L	0.14
Cyclohexane	ND	1.0	ug/L	0.11
Dibromochloromethane	ND	1.0	ug/L	0.20
1,2-Dibromo-3-chloro-propane	ND	1.0	ug/L	0.26
1,2-Dibromoethane	ND	1.0	ug/L	0.15
1,3-Dichlorobenzene	ND	1.0	ug/L	0.10
1,4-Dichlorobenzene	ND	1.0	ug/L	0.10
1,2-Dichlorobenzene	ND	1.0	ug/L	0.086
Dichlorodifluoromethane	ND	1.0	ug/L	0.23
1,1-Dichloroethane	ND	1.0	ug/L	0.19
1,2-Dichloroethane	ND	1.0	ug/L	0.076
1,1-Dichloroethene	ND	1.0	ug/L	0.17
cis-1,2-Dichloroethene	**0.52 J**	**1.0**	**ug/L**	**0.090**
trans-1,2-Dichloroethene	ND	1.0	ug/L	0.097
1,2-Dichloropropane	ND	1.0	ug/L	0.24
cis-1,3-Dichloropropene	ND	1.0	ug/L	0.13
trans-1,3-Dichloropropene	ND	1.0	ug/L	0.16
Ethylbenzene	ND	1.0	ug/L	0.066
2-Hexanone	ND	5.0	ug/L	0.55
Isopropylbenzene	ND	1.0	ug/L	0.27
Methyl acetate	ND	1.0	ug/L	0.17
Methylene chloride	ND	1.0	ug/L	0.19
Methylcyclohexane	ND	1.0	ug/L	0.18
4-Methyl-2-pentanone	ND	5.0	ug/L	0.61
Methyl tert-butyl ether	ND	1.0	ug/L	0.13

(Continued on next page)

Tetra Tech NUS, Inc

Client Sample ID: FMC 12

GC/MS Volatiles

Lot-Sample #...: C7K020216-005 **Work Order #...:** KAE1D1AN **Matrix.....:** WATER

PARAMETER	RESULT	REPORTING LIMIT	UNITS	MDL
Styrene	ND	1.0	ug/L	0.25
1,1,2,2-Tetrachloroethane	ND	1.0	ug/L	0.22
1,2,4-Trichloro-benzene	ND	1.0	ug/L	0.11
Tetrachloroethene	ND	1.0	ug/L	0.088
1,1,1-Trichloroethane	ND	1.0	ug/L	0.11
1,1,2-Trichloroethane	ND	1.0	ug/L	0.11
Trichloroethene	**1.3**	**1.0**	**ug/L**	**0.22**
Trichlorofluoromethane	ND	1.0	ug/L	0.17
1,1,2-Trichloro-1,2,2-trifluoroethane	ND	1.0	ug/L	0.14
Toluene	ND	1.0	ug/L	0.21
Vinyl chloride	**0.29 J**	**1.0**	**ug/L**	**0.11**
Xylenes (total)	ND	3.0	ug/L	0.20

SURROGATE	PERCENT RECOVERY	RECOVERY LIMITS
Toluene-d8	96	(71 - 118)
1,2-Dichloroethane-d4	122	(64 - 135)
4-Bromofluorobenzene	91	(70 - 118)
Dibromofluoromethane	113	(64 - 128)

NOTE(S):

J Estimated result. Result is less than RL.

Tetra Tech NUS, Inc

Client Sample ID: FMC 13

GC/MS Volatiles

Lot-Sample #...: C7K020216-006	**Work Order #...:** KAE1F1AN	**Matrix.....:** WATER
Date Sampled...: 10/30/07	**Date Received..:** 11/02/07	**MS Run #.....:** 7312348
Prep Date.....: 11/08/07	**Analysis Date..:** 11/09/07	
Prep Batch #...: 7312657	**Analysis Time..:** 02:00	
Dilution Factor: 1	**Initial Wgt/Vol:** 5 mL	**Final Wgt/Vol..:** 5 mL
Analyst ID.....: 403419	**Instrument ID..:** HP6	
	Method.....: SW846 8260B	

PARAMETER	RESULT	REPORTING LIMIT	UNITS	MDL
Acetone	ND	5.0	ug/L	2.5
Benzene	ND	1.0	ug/L	0.19
Bromodichloromethane	ND	1.0	ug/L	0.099
Bromoform	ND	1.0	ug/L	0.27
Bromomethane	ND	1.0	ug/L	0.18
2-Butanone	ND	5.0	ug/L	0.65
Carbon disulfide	ND	1.0	ug/L	0.11
Carbon tetrachloride	ND	1.0	ug/L	0.22
Chlorobenzene	ND	1.0	ug/L	0.33
Chloroethane	ND	1.0	ug/L	0.11
Chloroform	ND	1.0	ug/L	0.068
Chloromethane	**0.18 J**	**1.0**	**ug/L**	**0.14**
Cyclohexane	ND	1.0	ug/L	0.11
Dibromochloromethane	ND	1.0	ug/L	0.20
1,2-Dibromo-3-chloro-propane	ND	1.0	ug/L	0.26
1,2-Dibromoethane	ND	1.0	ug/L	0.15
1,3-Dichlorobenzene	ND	1.0	ug/L	0.10
1,4-Dichlorobenzene	ND	1.0	ug/L	0.10
1,2-Dichlorobenzene	ND	1.0	ug/L	0.086
Dichlorodifluoromethane	ND	1.0	ug/L	0.23
1,1-Dichloroethane	ND	1.0	ug/L	0.19
1,2-Dichloroethane	ND	1.0	ug/L	0.076
1,1-Dichloroethene	ND	1.0	ug/L	0.17
cis-1,2-Dichloroethene	**0.50 J**	**1.0**	**ug/L**	**0.090**
trans-1,2-Dichloroethene	ND	1.0	ug/L	0.097
1,2-Dichloropropane	ND	1.0	ug/L	0.24
cis-1,3-Dichloropropene	ND	1.0	ug/L	0.13
trans-1,3-Dichloropropene	ND	1.0	ug/L	0.16
Ethylbenzene	ND	1.0	ug/L	0.066
2-Hexanone	ND	5.0	ug/L	0.55
Isopropylbenzene	ND	1.0	ug/L	0.27
Methyl acetate	ND	1.0	ug/L	0.17
Methylene chloride	ND	1.0	ug/L	0.19
Methylcyclohexane	ND	1.0	ug/L	0.18
4-Methyl-2-pentanone	ND	5.0	ug/L	0.61
Methyl tert-butyl ether	ND	1.0	ug/L	0.13

(Continued on next page)

Tetra Tech NUS, Inc

Client Sample ID: FMC 13

GC/MS Volatiles

Lot-Sample #...: C7K020216-006 **Work Order #...:** KAE1F1AN **Matrix.....:** WATER

PARAMETER	RESULT	REPORTING LIMIT	UNITS	MDL
Styrene	ND	1.0	ug/L	0.25
1,1,2,2-Tetrachloroethane	ND	1.0	ug/L	0.22
1,2,4-Trichloro-benzene	ND	1.0	ug/L	0.11
Tetrachloroethene	ND	1.0	ug/L	0.088
1,1,1-Trichloroethane	ND	1.0	ug/L	0.11
1,1,2-Trichloroethane	ND	1.0	ug/L	0.11
Trichloroethene	**2.2**	**1.0**	**ug/L**	**0.22**
Trichlorofluoromethane	ND	1.0	ug/L	0.17
1,1,2-Trichloro-1,2,2-trifluoroethane	ND	1.0	ug/L	0.14
Toluene	ND	1.0	ug/L	0.21
Vinyl chloride	**0.33 J**	**1.0**	**ug/L**	**0.11**
Xylenes (total)	ND	3.0	ug/L	0.20

SURROGATE	PERCENT RECOVERY	RECOVERY LIMITS
Toluene-d8	97	(71 - 118)
1,2-Dichloroethane-d4	118	(64 - 135)
4-Bromofluorobenzene	93	(70 - 118)
Dibromofluoromethane	111	(64 - 128)

NOTE(S):

J Estimated result. Result is less than RL.

Tetra Tech NUS, Inc

Client Sample ID: FMC 16

GC/MS Volatiles

Lot-Sample #...: C7K020216-007	**Work Order #...:** KAE1J1AN	**Matrix.....:** WATER
Date Sampled...: 10/31/07	**Date Received..:** 11/02/07	**MS Run #.....:** 7312348
Prep Date.....: 11/08/07	**Analysis Date..:** 11/09/07	
Prep Batch #...: 7312657	**Analysis Time..:** 02:24	
Dilution Factor: 1	**Initial Wgt/Vol:** 5 mL	**Final Wgt/Vol..:** 5 mL
Analyst ID.....: 403419	**Instrument ID..:** HP6	
	Method.....: SW846 8260B	

PARAMETER	RESULT	REPORTING LIMIT	UNITS	MDL
Acetone	**3.1 J**	**5.0**	**ug/L**	**2.5**
Benzene	ND	1.0	ug/L	0.19
Bromodichloromethane	ND	1.0	ug/L	0.099
Bromoform	ND	1.0	ug/L	0.27
Bromomethane	ND	1.0	ug/L	0.18
2-Butanone	ND	5.0	ug/L	0.65
Carbon disulfide	ND	1.0	ug/L	0.11
Carbon tetrachloride	ND	1.0	ug/L	0.22
Chlorobenzene	ND	1.0	ug/L	0.33
Chloroethane	ND	1.0	ug/L	0.11
Chloroform	ND	1.0	ug/L	0.068
Chloromethane	**0.14 J**	**1.0**	**ug/L**	**0.14**
Cyclohexane	ND	1.0	ug/L	0.11
Dibromochloromethane	ND	1.0	ug/L	0.20
1,2-Dibromo-3-chloro-propane	ND	1.0	ug/L	0.26
1,2-Dibromoethane	ND	1.0	ug/L	0.15
1,3-Dichlorobenzene	ND	1.0	ug/L	0.10
1,4-Dichlorobenzene	ND	1.0	ug/L	0.10
1,2-Dichlorobenzene	ND	1.0	ug/L	0.086
Dichlorodifluoromethane	ND	1.0	ug/L	0.23
1,1-Dichloroethane	ND	1.0	ug/L	0.19
1,2-Dichloroethane	ND	1.0	ug/L	0.076
1,1-Dichloroethene	ND	1.0	ug/L	0.17
cis-1,2-Dichloroethene	**1.1**	**1.0**	**ug/L**	**0.090**
trans-1,2-Dichloroethene	ND	1.0	ug/L	0.097
1,2-Dichloropropane	ND	1.0	ug/L	0.24
cis-1,3-Dichloropropene	ND	1.0	ug/L	0.13
trans-1,3-Dichloropropene	ND	1.0	ug/L	0.16
Ethylbenzene	ND	1.0	ug/L	0.066
2-Hexanone	ND	5.0	ug/L	0.55
Isopropylbenzene	ND	1.0	ug/L	0.27
Methyl acetate	ND	1.0	ug/L	0.17
Methylene chloride	ND	1.0	ug/L	0.19
Methylcyclohexane	ND	1.0	ug/L	0.18
4-Methyl-2-pentanone	ND	5.0	ug/L	0.61
Methyl tert-butyl ether	ND	1.0	ug/L	0.13

(Continued on next page)

Tetra Tech NUS, Inc

Client Sample ID: FMC 16

GC/MS Volatiles

Lot-Sample #...: C7K020216-007 **Work Order #...:** KAE1J1AN **Matrix.....:** WATER

PARAMETER	RESULT	REPORTING LIMIT	UNITS	MDL
Styrene	ND	1.0	ug/L	0.25
1,1,2,2-Tetrachloroethane	ND	1.0	ug/L	0.22
1,2,4-Trichloro-benzene	ND	1.0	ug/L	0.11
Tetrachloroethene	ND	1.0	ug/L	0.088
1,1,1-Trichloroethane	ND	1.0	ug/L	0.11
1,1,2-Trichloroethane	ND	1.0	ug/L	0.11
Trichloroethene	**3.1**	**1.0**	**ug/L**	**0.22**
Trichlorofluoromethane	ND	1.0	ug/L	0.17
1,1,2-Trichloro-1,2,2-trifluoroethane	ND	1.0	ug/L	0.14
Toluene	ND	1.0	ug/L	0.21
Vinyl chloride	**0.73 J**	**1.0**	**ug/L**	**0.11**
Xylenes (total)	ND	3.0	ug/L	0.20

SURROGATE	PERCENT RECOVERY	RECOVERY LIMITS
Toluene-d8	97	(71 - 118)
1,2-Dichloroethane-d4	119	(64 - 135)
4-Bromofluorobenzene	94	(70 - 118)
Dibromofluoromethane	107	(64 - 128)

NOTE(S):

J Estimated result. Result is less than RL.

Tetra Tech NUS, Inc

Client Sample ID: FMC 18

GC/MS Volatiles

Lot-Sample #...: C7K020216-008	**Work Order #...:** KAE1K1AN	**Matrix.....:** WATER
Date Sampled...: 10/31/07	**Date Received..:** 11/02/07	**MS Run #.....:** 7312348
Prep Date.....: 11/08/07	**Analysis Date..:** 11/09/07	
Prep Batch #...: 7312657	**Analysis Time..:** 02:47	
Dilution Factor: 1	**Initial Wgt/Vol:** 5 mL	**Final Wgt/Vol..:** 5 mL
Analyst ID.....: 403419	**Instrument ID..:** HP6	
	Method.....: SW846 8260B	

PARAMETER	RESULT	REPORTING LIMIT	UNITS	MDL
Acetone	**2.8 J**	**5.0**	**ug/L**	**2.5**
Benzene	ND	1.0	ug/L	0.19
Bromodichloromethane	ND	1.0	ug/L	0.099
Bromoform	ND	1.0	ug/L	0.27
Bromomethane	ND	1.0	ug/L	0.18
2-Butanone	ND	5.0	ug/L	0.65
Carbon disulfide	ND	1.0	ug/L	0.11
Carbon tetrachloride	ND	1.0	ug/L	0.22
Chlorobenzene	ND	1.0	ug/L	0.33
Chloroethane	ND	1.0	ug/L	0.11
Chloroform	ND	1.0	ug/L	0.068
Chloromethane	**0.14 J**	**1.0**	**ug/L**	**0.14**
Cyclohexane	ND	1.0	ug/L	0.11
Dibromochloromethane	ND	1.0	ug/L	0.20
1,2-Dibromo-3-chloro-propane	ND	1.0	ug/L	0.26
1,2-Dibromoethane	ND	1.0	ug/L	0.15
1,3-Dichlorobenzene	ND	1.0	ug/L	0.10
1,4-Dichlorobenzene	ND	1.0	ug/L	0.10
1,2-Dichlorobenzene	ND	1.0	ug/L	0.086
Dichlorodifluoromethane	ND	1.0	ug/L	0.23
1,1-Dichloroethane	ND	1.0	ug/L	0.19
1,2-Dichloroethane	ND	1.0	ug/L	0.076
1,1-Dichloroethene	ND	1.0	ug/L	0.17
cis-1,2-Dichloroethene	**0.22 J**	**1.0**	**ug/L**	**0.090**
trans-1,2-Dichloroethene	ND	1.0	ug/L	0.097
1,2-Dichloropropane	ND	1.0	ug/L	0.24
cis-1,3-Dichloropropene	ND	1.0	ug/L	0.13
trans-1,3-Dichloropropene	ND	1.0	ug/L	0.16
Ethylbenzene	ND	1.0	ug/L	0.066
2-Hexanone	ND	5.0	ug/L	0.55
Isopropylbenzene	ND	1.0	ug/L	0.27
Methyl acetate	ND	1.0	ug/L	0.17
Methylene chloride	ND	1.0	ug/L	0.19
Methylcyclohexane	ND	1.0	ug/L	0.18
4-Methyl-2-pentanone	ND	5.0	ug/L	0.61
Methyl tert-butyl ether	ND	1.0	ug/L	0.13

(Continued on next page)

Tetra Tech NUS, Inc

Client Sample ID: PMC 18

GC/MS Volatiles

Lot-Sample #...: C7K020216-008 **Work Order #...:** KAE1K1AN **Matrix.....:** WATER

PARAMETER	RESULT	REPORTING LIMIT	UNITS	MDL
Styrene	ND	1.0	ug/L	0.25
1,1,2,2-Tetrachloroethane	ND	1.0	ug/L	0.22
1,2,4-Trichloro-benzene	ND	1.0	ug/L	0.11
Tetrachloroethene	ND	1.0	ug/L	0.088
1,1,1-Trichloroethane	ND	1.0	ug/L	0.11
1,1,2-Trichloroethane	ND	1.0	ug/L	0.11
Trichloroethene	**0.40 J**	**1.0**	**ug/L**	**0.22**
Trichlorofluoromethane	ND	1.0	ug/L	0.17
1,1,2-Trichloro-1,2,2-trifluoroethane	ND	1.0	ug/L	0.14
Toluene	ND	1.0	ug/L	0.21
Vinyl chloride	ND	1.0	ug/L	0.11
Xylenes (total)	ND	3.0	ug/L	0.20

SURROGATE	PERCENT RECOVERY	RECOVERY LIMITS
Toluene-d8	98	(71 - 118)
1,2-Dichloroethane-d4	122	(64 - 135)
4-Bromofluorobenzene	93	(70 - 118)
Dibromofluoromethane	113	(64 - 128)

NOTE(S):

J Estimated result. Result is less than RL.

Tetra Tech NUS, Inc

Client Sample ID: FMC 20

GC/MS Volatiles

Lot-Sample #...: C7K020216-009	**Work Order #...:** KAE1P1AN	**Matrix.....:** WATER
Date Sampled...: 10/31/07	**Date Received..:** 11/02/07	**MS Run #.....:** 7312348
Prep Date.....: 11/08/07	**Analysis Date..:** 11/09/07	
Prep Batch #...: 7312657	**Analysis Time..:** 03:34	
Dilution Factor: 1	**Initial Wgt/Vol:** 5 mL	**Final Wgt/Vol..:** 5 mL
Analyst ID.....: 403419	**Instrument ID..:** HP6	
	Method.....: SW846 8260B	

PARAMETER	RESULT	REPORTING LIMIT	UNITS	MDL
Acetone	ND	5.0	ug/L	2.5
Benzene	ND	1.0	ug/L	0.19
Bromodichloromethane	ND	1.0	ug/L	0.099
Bromoform	ND	1.0	ug/L	0.27
Bromomethane	ND	1.0	ug/L	0.18
2-Butanone	ND	5.0	ug/L	0.65
Carbon disulfide	ND	1.0	ug/L	0.11
Carbon tetrachloride	ND	1.0	ug/L	0.22
Chlorobenzene	ND	1.0	ug/L	0.33
Chloroethane	ND	1.0	ug/L	0.11
Chloroform	ND	1.0	ug/L	0.068
Chloromethane	**0.14 J**	**1.0**	**ug/L**	**0.14**
Cyclohexane	ND	1.0	ug/L	0.11
Dibromochloromethane	ND	1.0	ug/L	0.20
1,2-Dibromo-3-chloro-propane	ND	1.0	ug/L	0.26
1,2-Dibromoethane	ND	1.0	ug/L	0.15
1,3-Dichlorobenzene	ND	1.0	ug/L	0.10
1,4-Dichlorobenzene	ND	1.0	ug/L	0.10
1,2-Dichlorobenzene	ND	1.0	ug/L	0.086
Dichlorodifluoromethane	ND	1.0	ug/L	0.23
1,1-Dichloroethane	ND	1.0	ug/L	0.19
1,2-Dichloroethane	ND	1.0	ug/L	0.076
1,1-Dichloroethene	ND	1.0	ug/L	0.17
cis-1,2-Dichloroethene	ND	1.0	ug/L	0.090
trans-1,2-Dichloroethene	ND	1.0	ug/L	0.097
1,2-Dichloropropane	ND	1.0	ug/L	0.24
cis-1,3-Dichloropropene	ND	1.0	ug/L	0.13
trans-1,3-Dichloropropene	ND	1.0	ug/L	0.16
Ethylbenzene	ND	1.0	ug/L	0.066
2-Hexanone	ND	5.0	ug/L	0.55
Isopropylbenzene	ND	1.0	ug/L	0.27
Methyl acetate	ND	1.0	ug/L	0.17
Methylene chloride	ND	1.0	ug/L	0.19
Methylcyclohexane	ND	1.0	ug/L	0.18
4-Methyl-2-pentanone	ND	5.0	ug/L	0.61
Methyl tert-butyl ether	ND	1.0	ug/L	0.13

(Continued on next page)

Tetra Tech NUS, Inc

Client Sample ID: FMC 20

GC/MS Volatiles

Lot-Sample #...: C7K020216-009 **Work Order #...:** KAE1P1AN **Matrix.....:** WATER

PARAMETER	RESULT	REPORTING LIMIT	UNITS	MDL
Styrene	ND	1.0	ug/L	0.25
1,1,2,2-Tetrachloroethane	ND	1.0	ug/L	0.22
1,2,4-Trichloro-benzene	ND	1.0	ug/L	0.11
Tetrachloroethene	ND	1.0	ug/L	0.088
1,1,1-Trichloroethane	ND	1.0	ug/L	0.11
1,1,2-Trichloroethane	ND	1.0	ug/L	0.11
Trichloroethene	**0.36 J**	**1.0**	**ug/L**	**0.22**
Trichlorofluoromethane	ND	1.0	ug/L	0.17
1,1,2-Trichloro-1,2,2-trifluoroethane	ND	1.0	ug/L	0.14
Toluene	ND	1.0	ug/L	0.21
Vinyl chloride	ND	1.0	ug/L	0.11
Xylenes (total)	ND	3.0	ug/L	0.20

SURROGATE	PERCENT RECOVERY	RECOVERY LIMITS
Toluene-d8	98	(71 - 118)
1,2-Dichloroethane-d4	122	(64 - 135)
4-Bromofluorobenzene	97	(70 - 118)
Dibromofluoromethane	113	(64 - 128)

NOTE(S):

J Estimated result. Result is less than RL.

Tetra Tech NUS, Inc

Client Sample ID: FMC 22

GC/MS Volatiles

Lot-Sample #...: C7K020216-010	**Work Order #...:** KAE1R1AN	**Matrix.....:** WATER
Date Sampled...: 10/31/07	**Date Received..:** 11/02/07	**MS Run #.....:** 7312348
Prep Date.....: 11/08/07	**Analysis Date..:** 11/09/07	
Prep Batch #...: 7312657	**Analysis Time..:** 03:57	
Dilution Factor: 1	**Initial Wgt/Vol:** 5 mL	**Final Wgt/Vol..:** 5 mL
Analyst ID.....: 403419	**Instrument ID..:** HP6	
	Method.....: SW846 8260B	

PARAMETER	RESULT	REPORTING LIMIT	UNITS	MDL
Acetone	**2.6 J**	**5.0**	**ug/L**	**2.5**
Benzene	ND	1.0	ug/L	0.19
Bromodichloromethane	ND	1.0	ug/L	0.099
Bromoform	ND	1.0	ug/L	0.27
Bromomethane	ND	1.0	ug/L	0.18
2-Butanone	ND	5.0	ug/L	0.65
Carbon disulfide	ND	1.0	ug/L	0.11
Carbon tetrachloride	ND	1.0	ug/L	0.22
Chlorobenzene	ND	1.0	ug/L	0.33
Chloroethane	ND	1.0	ug/L	0.11
Chloroform	ND	1.0	ug/L	0.068
Chloromethane	**0.15 J**	**1.0**	**ug/L**	**0.14**
Cyclohexane	ND	1.0	ug/L	0.11
Dibromochloromethane	ND	1.0	ug/L	0.20
1,2-Dibromo-3-chloro-propane	ND	1.0	ug/L	0.26
1,2-Dibromoethane	ND	1.0	ug/L	0.15
1,3-Dichlorobenzene	ND	1.0	ug/L	0.10
1,4-Dichlorobenzene	ND	1.0	ug/L	0.10
1,2-Dichlorobenzene	ND	1.0	ug/L	0.086
Dichlorodifluoromethane	ND	1.0	ug/L	0.23
1,1-Dichloroethane	ND	1.0	ug/L	0.19
1,2-Dichloroethane	ND	1.0	ug/L	0.076
1,1-Dichloroethene	ND	1.0	ug/L	0.17
cis-1,2-Dichloroethene	**0.30 J**	**1.0**	**ug/L**	**0.090**
trans-1,2-Dichloroethene	ND	1.0	ug/L	0.097
1,2-Dichloropropane	ND	1.0	ug/L	0.24
cis-1,3-Dichloropropene	ND	1.0	ug/L	0.13
trans-1,3-Dichloropropene	ND	1.0	ug/L	0.16
Ethylbenzene	ND	1.0	ug/L	0.066
2-Hexanone	ND	5.0	ug/L	0.55
Isopropylbenzene	ND	1.0	ug/L	0.27
Methyl acetate	ND	1.0	ug/L	0.17
Methylene chloride	ND	1.0	ug/L	0.19
Methylcyclohexane	ND	1.0	ug/L	0.18
4-Methyl-2-pentanone	ND	5.0	ug/L	0.61
Methyl tert-butyl ether	ND	1.0	ug/L	0.13

(Continued on next page)

Tetra Tech NUS, Inc

Client Sample ID: FMC 22

GC/MS Volatiles

Lot-Sample #...: C7K020216-010 **Work Order #...:** KAE1R1AN **Matrix.....:** WATER

PARAMETER	RESULT	REPORTING LIMIT	UNITS	MDL
Styrene	ND	1.0	ug/L	0.25
1,1,2,2-Tetrachloroethane	ND	1.0	ug/L	0.22
1,2,4-Trichloro-benzene	ND	1.0	ug/L	0.11
Tetrachloroethene	ND	1.0	ug/L	0.088
1,1,1-Trichloroethane	ND	1.0	ug/L	0.11
1,1,2-Trichloroethane	ND	1.0	ug/L	0.11
Trichloroethene	**0.45 J**	**1.0**	**ug/L**	**0.22**
Trichlorofluoromethane	ND	1.0	ug/L	0.17
1,1,2-Trichloro-1,2,2-trifluoroethane	ND	1.0	ug/L	0.14
Toluene	ND	1.0	ug/L	0.21
Vinyl chloride	ND	1.0	ug/L	0.11
Xylenes (total)	ND	3.0	ug/L	0.20

SURROGATE	PERCENT RECOVERY	RECOVERY LIMITS
Toluene-d8	98	(71 - 118)
1,2-Dichloroethane-d4	122	(64 - 135)
4-Bromofluorobenzene	93	(70 - 118)
Dibromofluoromethane	112	(64 - 128)

NOTE(S):

J Estimated result. Result is less than RL.

Tetra Tech NUS, Inc

Client Sample ID: FMC 3

GC/MS Volatiles

Lot-Sample #...: C7K020216-011	**Work Order #...:** KAE101AN	**Matrix.....:** WATER
Date Sampled...: 10/31/07	**Date Received..:** 11/02/07	**MS Run #.....:** 7312348
Prep Date.....: 11/08/07	**Analysis Date..:** 11/09/07	
Prep Batch #...: 7312657	**Analysis Time..:** 04:20	
Dilution Factor: 1	**Initial Wgt/Vol:** 5 mL	**Final Wgt/Vol..:** 5 mL
Analyst ID.....: 403419	**Instrument ID..:** HP6	
	Method.....: SW846 8260B	

PARAMETER	RESULT	REPORTING LIMIT	UNITS	MDL
Acetone	**5.4**	**5.0**	**ug/L**	**2.5**
Benzene	ND	1.0	ug/L	0.19
Bromodichloromethane	ND	1.0	ug/L	0.099
Bromoform	ND	1.0	ug/L	0.27
Bromomethane	ND	1.0	ug/L	0.18
2-Butanone	ND	5.0	ug/L	0.65
Carbon disulfide	ND	1.0	ug/L	0.11
Carbon tetrachloride	ND	1.0	ug/L	0.22
Chlorobenzene	ND	1.0	ug/L	0.33
Chloroethane	ND	1.0	ug/L	0.11
Chloroform	ND	1.0	ug/L	0.068
Chloromethane	**0.26 J**	**1.0**	**ug/L**	**0.14**
Cyclohexane	ND	1.0	ug/L	0.11
Dibromochloromethane	ND	1.0	ug/L	0.20
1,2-Dibromo-3-chloro-propane	ND	1.0	ug/L	0.26
1,2-Dibromoethane	ND	1.0	ug/L	0.15
1,3-Dichlorobenzene	ND	1.0	ug/L	0.10
1,4-Dichlorobenzene	ND	1.0	ug/L	0.10
1,2-Dichlorobenzene	ND	1.0	ug/L	0.086
Dichlorodifluoromethane	ND	1.0	ug/L	0.23
1,1-Dichloroethane	ND	1.0	ug/L	0.19
1,2-Dichloroethane	ND	1.0	ug/L	0.076
1,1-Dichloroethene	ND	1.0	ug/L	0.17
cis-1,2-Dichloroethene	**0.25 J**	**1.0**	**ug/L**	**0.090**
trans-1,2-Dichloroethene	ND	1.0	ug/L	0.097
1,2-Dichloropropane	ND	1.0	ug/L	0.24
cis-1,3-Dichloropropene	ND	1.0	ug/L	0.13
trans-1,3-Dichloropropene	ND	1.0	ug/L	0.16
Ethylbenzene	ND	1.0	ug/L	0.066
2-Hexanone	ND	5.0	ug/L	0.55
Isopropylbenzene	ND	1.0	ug/L	0.27
Methyl acetate	ND	1.0	ug/L	0.17
Methylene chloride	ND	1.0	ug/L	0.19
Methylcyclohexane	ND	1.0	ug/L	0.18
4-Methyl-2-pentanone	ND	5.0	ug/L	0.61
Methyl tert-butyl ether	ND	1.0	ug/L	0.13

(Continued on next page)

Tetra Tech NUS, Inc

Client Sample ID: FMC 3

GC/MS Volatiles

Lot-Sample #...: C7K020216-011 **Work Order #...:** KAE101AN **Matrix.....:** WATER

PARAMETER	RESULT	REPORTING LIMIT	UNITS	MDL
Styrene	ND	1.0	ug/L	0.25
1,1,2,2-Tetrachloroethane	ND	1.0	ug/L	0.22
1,2,4-Trichloro-benzene	ND	1.0	ug/L	0.11
Tetrachloroethene	ND	1.0	ug/L	0.088
1,1,1-Trichloroethane	ND	1.0	ug/L	0.11
1,1,2-Trichloroethane	ND	1.0	ug/L	0.11
Trichloroethene	**0.53 J**	**1.0**	**ug/L**	**0.22**
Trichlorofluoromethane	ND	1.0	ug/L	0.17
1,1,2-Trichloro-1,2,2-trifluoroethane	ND	1.0	ug/L	0.14
Toluene	ND	1.0	ug/L	0.21
Vinyl chloride	ND	1.0	ug/L	0.11
Xylenes (total)	ND	3.0	ug/L	0.20

SURROGATE	PERCENT RECOVERY	RECOVERY LIMITS
Toluene-d8	92	(71 - 118)
1,2-Dichloroethane-d4	122	(64 - 135)
4-Bromofluorobenzene	93	(70 - 118)
Dibromofluoromethane	117	(64 - 128)

NOTE(S):

J Estimated result. Result is less than RL.

Tetra Tech NUS, Inc

Client Sample ID: FMC 5

GC/MS Volatiles

Lot-Sample #...: C7K020216-012	**Work Order #...:** KAE151AN	**Matrix.....:** WATER
Date Sampled...: 10/31/07	**Date Received..:** 11/02/07	**MS Run #.....:** 7312348
Prep Date.....: 11/08/07	**Analysis Date..:** 11/09/07	
Prep Batch #...: 7312657	**Analysis Time..:** 04:43	
Dilution Factor: 1	**Initial Wgt/Vol:** 5 mL	**Final Wgt/Vol..:** 5 mL
Analyst ID.....: 403419	**Instrument ID..:** HP6	
	Method.....: SW846 8260B	

PARAMETER	RESULT	REPORTING LIMIT	UNITS	MDL
Acetone	**2.8 J**	**5.0**	**ug/L**	**2.5**
Benzene	ND	1.0	ug/L	0.19
Bromodichloromethane	ND	1.0	ug/L	0.099
Bromoform	ND	1.0	ug/L	0.27
Bromomethane	ND	1.0	ug/L	0.18
2-Butanone	ND	5.0	ug/L	0.65
Carbon disulfide	ND	1.0	ug/L	0.11
Carbon tetrachloride	ND	1.0	ug/L	0.22
Chlorobenzene	ND	1.0	ug/L	0.33
Chloroethane	ND	1.0	ug/L	0.11
Chloroform	ND	1.0	ug/L	0.068
Chloromethane	ND	1.0	ug/L	0.14
Cyclohexane	ND	1.0	ug/L	0.11
Dibromochloromethane	ND	1.0	ug/L	0.20
1,2-Dibromo-3-chloro-propane	ND	1.0	ug/L	0.26
1,2-Dibromoethane	ND	1.0	ug/L	0.15
1,3-Dichlorobenzene	ND	1.0	ug/L	0.10
1,4-Dichlorobenzene	ND	1.0	ug/L	0.10
1,2-Dichlorobenzene	ND	1.0	ug/L	0.086
Dichlorodifluoromethane	ND	1.0	ug/L	0.23
1,1-Dichloroethane	ND	1.0	ug/L	0.19
1,2-Dichloroethane	ND	1.0	ug/L	0.076
1,1-Dichloroethene	ND	1.0	ug/L	0.17
cis-1,2-Dichloroethene	**0.18 J**	**1.0**	**ug/L**	**0.090**
trans-1,2-Dichloroethene	ND	1.0	ug/L	0.097
1,2-Dichloropropane	ND	1.0	ug/L	0.24
cis-1,3-Dichloropropene	ND	1.0	ug/L	0.13
trans-1,3-Dichloropropene	ND	1.0	ug/L	0.16
Ethylbenzene	ND	1.0	ug/L	0.066
2-Hexanone	ND	5.0	ug/L	0.55
Isopropylbenzene	ND	1.0	ug/L	0.27
Methyl acetate	ND	1.0	ug/L	0.17
Methylene chloride	ND	1.0	ug/L	0.19
Methylcyclohexane	ND	1.0	ug/L	0.18
4-Methyl-2-pentanone	ND	5.0	ug/L	0.61
Methyl tert-butyl ether	ND	1.0	ug/L	0.13

(Continued on next page)

Tetra Tech NUS, Inc

Client Sample ID: FMC 5

GC/MS Volatiles

Lot-Sample #...: C7K020216-012 **Work Order #...:** KAE151AN **Matrix.....:** WATER

PARAMETER	RESULT	REPORTING LIMIT	UNITS	MDL
Styrene	ND	1.0	ug/L	0.25
1,1,2,2-Tetrachloroethane	ND	1.0	ug/L	0.22
1,2,4-Trichloro-benzene	ND	1.0	ug/L	0.11
Tetrachloroethene	ND	1.0	ug/L	0.088
1,1,1-Trichloroethane	ND	1.0	ug/L	0.11
1,1,2-Trichloroethane	ND	1.0	ug/L	0.11
Trichloroethene	**0.50 J**	**1.0**	**ug/L**	**0.22**
Trichlorofluoromethane	ND	1.0	ug/L	0.17
1,1,2-Trichloro-1,2,2-trifluoroethane	ND	1.0	ug/L	0.14
Toluene	ND	1.0	ug/L	0.21
Vinyl chloride	ND	1.0	ug/L	0.11
Xylenes (total)	ND	3.0	ug/L	0.20

SURROGATE	PERCENT RECOVERY	RECOVERY LIMITS
Toluene-d8	95	(71 - 118)
1,2-Dichloroethane-d4	118	(64 - 135)
4-Bromofluorobenzene	97	(70 - 118)
Dibromofluoromethane	113	(64 - 128)

NOTE(S):

J Estimated result. Result is less than RL.

Tetra Tech NUS, Inc

Client Sample ID: FMC 7

GC/MS Volatiles

Lot-Sample #...: C7K020216-013	**Work Order #...:** KAE191AN	**Matrix.....:** WATER	
Date Sampled...: 10/31/07	**Date Received..:** 11/02/07	**MS Run #.....:** 7312348	
Prep Date.....: 11/08/07	**Analysis Date..:** 11/09/07		
Prep Batch #...: 7312657	**Analysis Time..:** 05:07		
Dilution Factor: 1	**Initial Wgt/Vol:** 5 mL	**Final Wgt/Vol..:** 5 mL	
Analyst ID.....: 403419	**Instrument ID..:** HP6		
	Method.....: SW846 8260B		

PARAMETER	RESULT	REPORTING LIMIT	UNITS	MDL
Acetone	**4.6 J**	**5.0**	**ug/L**	**2.5**
Benzene	ND	1.0	ug/L	0.19
Bromodichloromethane	ND	1.0	ug/L	0.099
Bromoform	ND	1.0	ug/L	0.27
Bromomethane	ND	1.0	ug/L	0.18
2-Butanone	ND	5.0	ug/L	0.65
Carbon disulfide	ND	1.0	ug/L	0.11
Carbon tetrachloride	ND	1.0	ug/L	0.22
Chlorobenzene	ND	1.0	ug/L	0.33
Chloroethane	ND	1.0	ug/L	0.11
Chloroform	ND	1.0	ug/L	0.068
Chloromethane	**0.19 J**	**1.0**	**ug/L**	**0.14**
Cyclohexane	ND	1.0	ug/L	0.11
Dibromochloromethane	ND	1.0	ug/L	0.20
1,2-Dibromo-3-chloro-propane	ND	1.0	ug/L	0.26
1,2-Dibromoethane	ND	1.0	ug/L	0.15
1,3-Dichlorobenzene	ND	1.0	ug/L	0.10
1,4-Dichlorobenzene	ND	1.0	ug/L	0.10
1,2-Dichlorobenzene	ND	1.0	ug/L	0.086
Dichlorodifluoromethane	ND	1.0	ug/L	0.23
1,1-Dichloroethane	ND	1.0	ug/L	0.19
1,2-Dichloroethane	ND	1.0	ug/L	0.076
1,1-Dichloroethene	ND	1.0	ug/L	0.17
cis-1,2-Dichloroethene	**0.18 J**	**1.0**	**ug/L**	**0.090**
trans-1,2-Dichloroethene	ND	1.0	ug/L	0.097
1,2-Dichloropropane	ND	1.0	ug/L	0.24
cis-1,3-Dichloropropene	ND	1.0	ug/L	0.13
trans-1,3-Dichloropropene	ND	1.0	ug/L	0.16
Ethylbenzene	ND	1.0	ug/L	0.066
2-Hexanone	ND	5.0	ug/L	0.55
Isopropylbenzene	ND	1.0	ug/L	0.27
Methyl acetate	ND	1.0	ug/L	0.17
Methylene chloride	ND	1.0	ug/L	0.19
Methylcyclohexane	ND	1.0	ug/L	0.18
4-Methyl-2-pentanone	ND	5.0	ug/L	0.61
Methyl tert-butyl ether	ND	1.0	ug/L	0.13

(Continued on next page)

Tetra Tech NUS, Inc

Client Sample ID: FMC 7

GC/MS Volatiles

Lot-Sample #...: C7K020216-013 **Work Order #...:** KAE191AN **Matrix.....:** WATER

PARAMETER	RESULT	REPORTING LIMIT	UNITS	MDL
Styrene	ND	1.0	ug/L	0.25
1,1,2,2-Tetrachloroethane	ND	1.0	ug/L	0.22
1,2,4-Trichloro-benzene	ND	1.0	ug/L	0.11
Tetrachloroethene	ND	1.0	ug/L	0.088
1,1,1-Trichloroethane	ND	1.0	ug/L	0.11
1,1,2-Trichloroethane	ND	1.0	ug/L	0.11
Trichloroethene	**0.53 J**	**1.0**	**ug/L**	**0.22**
Trichlorofluoromethane	ND	1.0	ug/L	0.17
1,1,2-Trichloro-1,2,2-trifluoroethane	ND	1.0	ug/L	0.14
Toluene	ND	1.0	ug/L	0.21
Vinyl chloride	ND	1.0	ug/L	0.11
Xylenes (total)	ND	3.0	ug/L	0.20

SURROGATE	PERCENT RECOVERY	RECOVERY LIMITS
Toluene-d8	94	(71 - 118)
1,2-Dichloroethane-d4	125	(64 - 135)
4-Bromofluorobenzene	93	(70 - 118)
Dibromofluoromethane	108	(64 - 128)

NOTE(S):

J Estimated result. Result is less than RL.

Tetra Tech NUS, Inc

Client Sample ID: FMC 25

GC/MS Volatiles

Lot-Sample #...:	C7K020216-014	**Work Order #...:**	KAE2E1AN	**Matrix.....:**	WATER
Date Sampled...:	11/01/07	**Date Received..:**	11/02/07	**MS Run #.....:**	7312348
Prep Date.....:	11/08/07	**Analysis Date..:**	11/09/07		
Prep Batch #...:	7312657	**Analysis Time..:**	05:30		
Dilution Factor:	1	**Initial Wgt/Vol:**	5 mL	**Final Wgt/Vol..:**	5 mL
Analyst ID.....:	403419	**Instrument ID..:**	HP6		
		Method.....:	SW846 8260B		

PARAMETER	RESULT	REPORTING LIMIT	UNITS	MDL
Acetone	**3.8 J**	**5.0**	**ug/L**	**2.5**
Benzene	ND	1.0	ug/L	0.19
Bromodichloromethane	ND	1.0	ug/L	0.099
Bromoform	ND	1.0	ug/L	0.27
Bromomethane	ND	1.0	ug/L	0.18
2-Butanone	ND	5.0	ug/L	0.65
Carbon disulfide	ND	1.0	ug/L	0.11
Carbon tetrachloride	ND	1.0	ug/L	0.22
Chlorobenzene	ND	1.0	ug/L	0.33
Chloroethane	ND	1.0	ug/L	0.11
Chloroform	ND	1.0	ug/L	0.068
Chloromethane	ND	1.0	ug/L	0.14
Cyclohexane	ND	1.0	ug/L	0.11
Dibromochloromethane	ND	1.0	ug/L	0.20
1,2-Dibromo-3-chloro-propane	ND	1.0	ug/L	0.26
1,2-Dibromoethane	ND	1.0	ug/L	0.15
1,3-Dichlorobenzene	ND	1.0	ug/L	0.10
1,4-Dichlorobenzene	ND	1.0	ug/L	0.10
1,2-Dichlorobenzene	ND	1.0	ug/L	0.086
Dichlorodifluoromethane	ND	1.0	ug/L	0.23
1,1-Dichloroethane	ND	1.0	ug/L	0.19
1,2-Dichloroethane	ND	1.0	ug/L	0.076
1,1-Dichloroethene	ND	1.0	ug/L	0.17
cis-1,2-Dichloroethene	ND	1.0	ug/L	0.090
trans-1,2-Dichloroethene	ND	1.0	ug/L	0.097
1,2-Dichloropropane	ND	1.0	ug/L	0.24
cis-1,3-Dichloropropene	ND	1.0	ug/L	0.13
trans-1,3-Dichloropropene	ND	1.0	ug/L	0.16
Ethylbenzene	ND	1.0	ug/L	0.066
2-Hexanone	ND	5.0	ug/L	0.55
Isopropylbenzene	ND	1.0	ug/L	0.27
Methyl acetate	ND	1.0	ug/L	0.17
Methylene chloride	ND	1.0	ug/L	0.19
Methylcyclohexane	ND	1.0	ug/L	0.18
4-Methyl-2-pentanone	ND	5.0	ug/L	0.61
Methyl tert-butyl ether	ND	1.0	ug/L	0.13

(Continued on next page)

Tetra Tech NUS, Inc

Client Sample ID: FMC 25

GC/MS Volatiles

Lot-Sample #...: C7K020216-014 **Work Order #...:** KAE2E1AN **Matrix.....:** WATER

PARAMETER	RESULT	REPORTING LIMIT	UNITS	MDL
Styrene	ND	1.0	ug/L	0.25
1,1,2,2-Tetrachloroethane	ND	1.0	ug/L	0.22
1,2,4-Trichloro-benzene	ND	1.0	ug/L	0.11
Tetrachloroethene	ND	1.0	ug/L	0.088
1,1,1-Trichloroethane	ND	1.0	ug/L	0.11
1,1,2-Trichloroethane	ND	1.0	ug/L	0.11
Trichloroethene	ND	1.0	ug/L	0.22
Trichlorofluoromethane	ND	1.0	ug/L	0.17
1,1,2-Trichloro-1,2,2-trifluoroethane	ND	1.0	ug/L	0.14
Toluene	ND	1.0	ug/L	0.21
Vinyl chloride	ND	1.0	ug/L	0.11
Xylenes (total)	ND	3.0	ug/L	0.20

SURROGATE	PERCENT RECOVERY	RECOVERY LIMITS
Toluene-d8	99	(71 - 118)
1,2-Dichloroethane-d4	121	(64 - 135)
4-Bromofluorobenzene	94	(70 - 118)
Dibromofluoromethane	111	(64 - 128)

NOTE(S):

J Estimated result. Result is less than RL.

Tetra Tech NUS, Inc

Client Sample ID: FMC 26

GC/MS Volatiles

Lot-Sample #...: C7K020216-015	**Work Order #...:** KAE2J1AN	**Matrix.....:** WATER	
Date Sampled...: 11/01/07	**Date Received..:** 11/02/07	**MS Run #.....:** 7312348	
Prep Date.....: 11/08/07	**Analysis Date..:** 11/09/07		
Prep Batch #...: 7312657	**Analysis Time..:** 05:53		
Dilution Factor: 1	**Initial Wgt/Vol:** 5 mL	**Final Wgt/Vol..:** 5 mL	
Analyst ID.....: 403419	**Instrument ID..:** HP6		
	Method.....: SW846 8260B		

PARAMETER	RESULT	REPORTING LIMIT	UNITS	MDL
Acetone	**2.7 J**	**5.0**	**ug/L**	**2.5**
Benzene	ND	1.0	ug/L	0.19
Bromodichloromethane	ND	1.0	ug/L	0.099
Bromoform	ND	1.0	ug/L	0.27
Bromomethane	ND	1.0	ug/L	0.18
2-Butanone	ND	5.0	ug/L	0.65
Carbon disulfide	ND	1.0	ug/L	0.11
Carbon tetrachloride	ND	1.0	ug/L	0.22
Chlorobenzene	ND	1.0	ug/L	0.33
Chloroethane	ND	1.0	ug/L	0.11
Chloroform	ND	1.0	ug/L	0.068
Chloromethane	**0.14 J**	**1.0**	**ug/L**	**0.14**
Cyclohexane	ND	1.0	ug/L	0.11
Dibromochloromethane	ND	1.0	ug/L	0.20
1,2-Dibromo-3-chloro-propane	ND	1.0	ug/L	0.26
1,2-Dibromoethane	ND	1.0	ug/L	0.15
1,3-Dichlorobenzene	ND	1.0	ug/L	0.10
1,4-Dichlorobenzene	ND	1.0	ug/L	0.10
1,2-Dichlorobenzene	ND	1.0	ug/L	0.086
Dichlorodifluoromethane	ND	1.0	ug/L	0.23
1,1-Dichloroethane	ND	1.0	ug/L	0.19
1,2-Dichloroethane	ND	1.0	ug/L	0.076
1,1-Dichloroethene	ND	1.0	ug/L	0.17
cis-1,2-Dichloroethene	ND	1.0	ug/L	0.090
trans-1,2-Dichloroethene	ND	1.0	ug/L	0.097
1,2-Dichloropropane	ND	1.0	ug/L	0.24
cis-1,3-Dichloropropene	ND	1.0	ug/L	0.13
trans-1,3-Dichloropropene	ND	1.0	ug/L	0.16
Ethylbenzene	ND	1.0	ug/L	0.066
2-Hexanone	ND	5.0	ug/L	0.55
Isopropylbenzene	ND	1.0	ug/L	0.27
Methyl acetate	ND	1.0	ug/L	0.17
Methylene chloride	ND	1.0	ug/L	0.19
Methylcyclohexane	ND	1.0	ug/L	0.18
4-Methyl-2-pentanone	ND	5.0	ug/L	0.61
Methyl tert-butyl ether	ND	1.0	ug/L	0.13

(Continued on next page)

Tetra Tech NUS, Inc

Client Sample ID: FMC 26

GC/MS Volatiles

Lot-Sample #...: C7K020216-015 **Work Order #...:** KAE2J1AN **Matrix.....:** WATER

PARAMETER	RESULT	REPORTING LIMIT	UNITS	MDL
Styrene	ND	1.0	ug/L	0.25
1,1,2,2-Tetrachloroethane	ND	1.0	ug/L	0.22
1,2,4-Trichloro-benzene	ND	1.0	ug/L	0.11
Tetrachloroethene	ND	1.0	ug/L	0.088
1,1,1-Trichloroethane	ND	1.0	ug/L	0.11
1,1,2-Trichloroethane	ND	1.0	ug/L	0.11
Trichloroethene	ND	1.0	ug/L	0.22
Trichlorofluoromethane	ND	1.0	ug/L	0.17
1,1,2-Trichloro-1,2,2-trifluoroethane	ND	1.0	ug/L	0.14
Toluene	ND	1.0	ug/L	0.21
Vinyl chloride	ND	1.0	ug/L	0.11
Xylenes (total)	ND	3.0	ug/L	0.20

SURROGATE	PERCENT RECOVERY	RECOVERY LIMITS
Toluene-d8	96	(71 - 118)
1,2-Dichloroethane-d4	126	(64 - 135)
4-Bromofluorobenzene	92	(70 - 118)
Dibromofluoromethane	113	(64 - 128)

NOTE(S):

J Estimated result. Result is less than RL.

Tetra Tech NUS, Inc

Client Sample ID: TripBlank#1

GC/MS Volatiles

Lot-Sample #...: C7K020216-016	**Work Order #...:** KAE2L1AA	**Matrix.....:** WATER
Date Sampled...: 10/30/07	**Date Received..:** 11/02/07	**MS Run #.....:** 7312348
Prep Date.....: 11/08/07	**Analysis Date..:** 11/09/07	
Prep Batch #...: 7312657	**Analysis Time..:** 03:10	
Dilution Factor: 1	**Initial Wgt/Vol:** 5 mL	**Final Wgt/Vol..:** 5 mL
Analyst ID.....: 403419	**Instrument ID..:** HP6	
	Method.....: SW846 8260B	

PARAMETER	RESULT	REPORTING LIMIT	UNITS	MDL
Acetone	**3.3 J**	**5.0**	**ug/L**	**2.5**
Benzene	ND	1.0	ug/L	0.19
Bromodichloromethane	ND	1.0	ug/L	0.099
Bromoform	ND	1.0	ug/L	0.27
Bromomethane	ND	1.0	ug/L	0.18
2-Butanone	ND	5.0	ug/L	0.65
Carbon disulfide	ND	1.0	ug/L	0.11
Carbon tetrachloride	ND	1.0	ug/L	0.22
Chlorobenzene	ND	1.0	ug/L	0.33
Chloroethane	ND	1.0	ug/L	0.11
Chloroform	ND	1.0	ug/L	0.068
Chloromethane	ND	1.0	ug/L	0.14
Cyclohexane	ND	1.0	ug/L	0.11
Dibromochloromethane	ND	1.0	ug/L	0.20
1,2-Dibromo-3-chloro-propane	ND	1.0	ug/L	0.26
1,2-Dibromoethane	ND	1.0	ug/L	0.15
1,3-Dichlorobenzene	ND	1.0	ug/L	0.10
1,4-Dichlorobenzene	ND	1.0	ug/L	0.10
1,2-Dichlorobenzene	ND	1.0	ug/L	0.086
Dichlorodifluoromethane	ND	1.0	ug/L	0.23
1,1-Dichloroethane	ND	1.0	ug/L	0.19
1,2-Dichloroethane	ND	1.0	ug/L	0.076
1,1-Dichloroethene	ND	1.0	ug/L	0.17
cis-1,2-Dichloroethene	ND	1.0	ug/L	0.090
trans-1,2-Dichloroethene	ND	1.0	ug/L	0.097
1,2-Dichloropropane	ND	1.0	ug/L	0.24
cis-1,3-Dichloropropene	ND	1.0	ug/L	0.13
trans-1,3-Dichloropropene	ND	1.0	ug/L	0.16
Ethylbenzene	ND	1.0	ug/L	0.066
2-Hexanone	ND	5.0	ug/L	0.55
Isopropylbenzene	ND	1.0	ug/L	0.27
Methyl acetate	ND	1.0	ug/L	0.17
Methylene chloride	ND	1.0	ug/L	0.19
Methylcyclohexane	ND	1.0	ug/L	0.18
4-Methyl-2-pentanone	ND	5.0	ug/L	0.61
Methyl tert-butyl ether	ND	1.0	ug/L	0.13

(Continued on next page)

Tetra Tech NUS, Inc

Client Sample ID: TripBlank#1

GC/MS Volatiles

Lot-Sample #...: C7K020216-016 **Work Order #...:** KAE2L1AA **Matrix.....:** WATER

PARAMETER	RESULT	REPORTING LIMIT	UNITS	MDL
Styrene	ND	1.0	ug/L	0.25
1,1,2,2-Tetrachloroethane	ND	1.0	ug/L	0.22
1,2,4-Trichloro-benzene	ND	1.0	ug/L	0.11
Tetrachloroethene	ND	1.0	ug/L	0.088
1,1,1-Trichloroethane	ND	1.0	ug/L	0.11
1,1,2-Trichloroethane	ND	1.0	ug/L	0.11
Trichloroethene	ND	1.0	ug/L	0.22
Trichlorofluoromethane	ND	1.0	ug/L	0.17
1,1,2-Trichloro-1,2,2-trifluoroethane	ND	1.0	ug/L	0.14
Toluene	**0.24 J**	**1.0**	**ug/L**	**0.21**
Vinyl chloride	ND	1.0	ug/L	0.11
Xylenes (total)	ND	3.0	ug/L	0.20

SURROGATE	PERCENT RECOVERY	RECOVERY LIMITS
Toluene-d8	93	(71 - 118)
1,2-Dichloroethane-d4	123	(64 - 135)
4-Bromofluorobenzene	92	(70 - 118)
Dibromofluoromethane	116	(64 - 128)

NOTE(S):

J Estimated result. Result is less than RL.

Tetra Tech NUS, Inc

Client Sample ID: TripBlank#2

GC/MS Volatiles

Lot-Sample #...: C7K020216-017	**Work Order #...:** KAE211AA	**Matrix.....:** WATER
Date Sampled...: 10/30/07	**Date Received..:** 11/02/07	**MS Run #.....:** 7312348
Prep Date.....: 11/08/07	**Analysis Date..:** 11/09/07	
Prep Batch #...: 7312657	**Analysis Time..:** 06:17	
Dilution Factor: 1	**Initial Wgt/Vol:** 5 mL	**Final Wgt/Vol..:** 5 mL
Analyst ID.....: 403419	**Instrument ID..:** HP6	
	Method.....: SW846 8260B	

PARAMETER	RESULT	REPORTING LIMIT	UNITS	MDL
Acetone	**11**	**5.0**	**ug/L**	**2.5**
Benzene	ND	1.0	ug/L	0.19
Bromodichloromethane	ND	1.0	ug/L	0.099
Bromoform	ND	1.0	ug/L	0.27
Bromomethane	ND	1.0	ug/L	0.18
2-Butanone	ND	5.0	ug/L	0.65
Carbon disulfide	ND	1.0	ug/L	0.11
Carbon tetrachloride	ND	1.0	ug/L	0.22
Chlorobenzene	ND	1.0	ug/L	0.33
Chloroethane	ND	1.0	ug/L	0.11
Chloroform	ND	1.0	ug/L	0.068
Chloromethane	**0.15 J**	**1.0**	**ug/L**	**0.14**
Cyclohexane	ND	1.0	ug/L	0.11
Dibromochloromethane	ND	1.0	ug/L	0.20
1,2-Dibromo-3-chloro-propane	ND	1.0	ug/L	0.26
1,2-Dibromoethane	ND	1.0	ug/L	0.15
1,3-Dichlorobenzene	ND	1.0	ug/L	0.10
1,4-Dichlorobenzene	ND	1.0	ug/L	0.10
1,2-Dichlorobenzene	ND	1.0	ug/L	0.086
Dichlorodifluoromethane	ND	1.0	ug/L	0.23
1,1-Dichloroethane	ND	1.0	ug/L	0.19
1,2-Dichloroethane	ND	1.0	ug/L	0.076
1,1-Dichloroethene	ND	1.0	ug/L	0.17
cis-1,2-Dichloroethene	ND	1.0	ug/L	0.090
trans-1,2-Dichloroethene	ND	1.0	ug/L	0.097
1,2-Dichloropropane	ND	1.0	ug/L	0.24
cis-1,3-Dichloropropene	ND	1.0	ug/L	0.13
trans-1,3-Dichloropropene	ND	1.0	ug/L	0.16
Ethylbenzene	ND	1.0	ug/L	0.066
2-Hexanone	ND	5.0	ug/L	0.55
Isopropylbenzene	ND	1.0	ug/L	0.27
Methyl acetate	ND	1.0	ug/L	0.17
Methylene chloride	ND	1.0	ug/L	0.19
Methylcyclohexane	ND	1.0	ug/L	0.18
4-Methyl-2-pentanone	ND	5.0	ug/L	0.61
Methyl tert-butyl ether	ND	1.0	ug/L	0.13

(Continued on next page)

Tetra Tech NUS, Inc

Client Sample ID: TripBlank#2

GC/MS Volatiles

Lot-Sample #...: C7K020216-017 **Work Order #...:** KAE211AA **Matrix.....:** WATER

PARAMETER	RESULT	REPORTING LIMIT	UNITS	MDL
Styrene	ND	1.0	ug/L	0.25
1,1,2,2-Tetrachloroethane	ND	1.0	ug/L	0.22
1,2,4-Trichloro-benzene	ND	1.0	ug/L	0.11
Tetrachloroethene	ND	1.0	ug/L	0.088
1,1,1-Trichloroethane	ND	1.0	ug/L	0.11
1,1,2-Trichloroethane	ND	1.0	ug/L	0.11
Trichloroethene	ND	1.0	ug/L	0.22
Trichlorofluoromethane	ND	1.0	ug/L	0.17
1,1,2-Trichloro-1,2,2-trifluoroethane	ND	1.0	ug/L	0.14
Toluene	**0.39 J**	**1.0**	**ug/L**	**0.21**
Vinyl chloride	ND	1.0	ug/L	0.11
Xylenes (total)	ND	3.0	ug/L	0.20

SURROGATE	PERCENT RECOVERY	RECOVERY LIMITS
Toluene-d8	93	(71 - 118)
1,2-Dichloroethane-d4	122	(64 - 135)
4-Bromofluorobenzene	91	(70 - 118)
Dibromofluoromethane	111	(64 - 128)

NOTE(S):

J Estimated result. Result is less than RL.

GC/MS SEMIVOLATILE SUMMARY

Tetra Tech NUS, Inc

Client Sample ID: FMC 24

GC/MS Semivolatiles

Lot-Sample #...:	C7K020216-001	**Work Order #...:**	KAEX31AC	**Matrix.....:**	WATER
Date Sampled...:	10/30/07 13:35	**Date Received..:**	11/02/07 09:20	**MS Run #.....:**	7310082
Prep Date.....:	11/06/07	**Analysis Date..:**	11/24/07		
Prep Batch #...:	7310138	**Analysis Time..:**	11:21		
Dilution Factor:	1.19	**Initial Wgt/Vol:**	840 mL	**Final Wgt/Vol..:**	1 mL
Analyst ID.....:	003200	**Instrument ID..:**	733		
		Method.....:	SW846 8270C		

PARAMETER	RESULT	REPORTING LIMIT	UNITS	MDL
Acenaphthene	ND	0.24	ug/L	0.062
Acenaphthylene	ND	0.24	ug/L	0.055
Acetophenone	ND	1.2	ug/L	0.055
Anthracene	ND	0.24	ug/L	0.060
Atrazine	ND	1.2	ug/L	0.046
Benzo(a)anthracene	ND	0.24	ug/L	0.049
Benzo(a)pyrene	ND	0.24	ug/L	0.052
Benzo(b)fluoranthene	ND	0.24	ug/L	0.037
Benzo(ghi)perylene	ND	0.24	ug/L	0.033
Benzo(k)fluoranthene	ND	0.24	ug/L	0.047
Benzaldehyde	ND	1.2	ug/L	0.064
1,1'-Biphenyl	ND	1.2	ug/L	0.072
bis(2-Chloroethoxy) methane	ND	1.2	ug/L	0.14
bis(2-Chloroethyl)-ether	ND	0.24	ug/L	0.055
bis(2-Ethylhexyl) phthalate	**0.50 J**	**1.2**	**ug/L**	**0.14**
4-Bromophenyl phenyl ether	ND	1.2	ug/L	0.059
Butyl benzyl phthalate	**0.37 J**	**1.2**	**ug/L**	**0.16**
Caprolactam	ND	1.2	ug/L	0.22
Carbazole	ND	0.24	ug/L	0.062
4-Chloroaniline	ND	1.2	ug/L	0.055
4-Chloro-3-methylphenol	ND	1.2	ug/L	0.070
2-Chloronaphthalene	ND	0.24	ug/L	0.053
2-Chlorophenol	ND	1.2	ug/L	0.054
4-Chlorophenyl phenyl ether	ND	1.2	ug/L	0.051
Chrysene	ND	0.24	ug/L	0.042
Dibenz(a,h)anthracene	ND	0.24	ug/L	0.041
Dibenzofuran	ND	1.2	ug/L	0.064
3,3'-Dichlorobenzidine	ND	1.2	ug/L	0.049
2,4-Dichlorophenol	ND	0.24	ug/L	0.058
Diethyl phthalate	ND	1.2	ug/L	0.29
2,4-Dimethylphenol	ND	1.2	ug/L	0.062
Dimethyl phthalate	ND	1.2	ug/L	0.050

(Continued on next page)

Tetra Tech NUS, Inc

Client Sample ID: FMC 24

GC/MS Semivolatiles

Lot-Sample #...: C7K020216-001 **Work Order #...:** KAEX31AC **Matrix.....:** WATER

PARAMETER	RESULT	REPORTING LIMIT	UNITS	MDL
Di-n-butyl phthalate	ND	1.2	ug/L	0.055
4,6-Dinitro-2-methylphenol	ND	6.0	ug/L	1.7
2,4-Dinitrophenol	ND	6.0	ug/L	1.5
2,4-Dinitrotoluene	ND	1.2	ug/L	0.054
2,6-Dinitrotoluene	ND	1.2	ug/L	0.060
Di-n-octyl phthalate	ND	1.2	ug/L	0.051
Fluoranthene	ND	0.24	ug/L	0.059
Fluorene	ND	0.24	ug/L	0.065
Hexachlorobenzene	ND	0.24	ug/L	0.052
Hexachlorobutadiene	ND	0.24	ug/L	0.045
Hexachlorocyclopentadiene	ND	1.2	ug/L	0.095
Hexachloroethane	ND	1.2	ug/L	0.052
Indeno(1,2,3-cd)pyrene	ND	0.24	ug/L	0.057
Isophorone	ND	1.2	ug/L	0.056
2-Methylnaphthalene	ND	0.24	ug/L	0.056
2-Methylphenol	ND	1.2	ug/L	0.061
4-Methylphenol	ND	1.2	ug/L	0.088
Naphthalene	ND	0.24	ug/L	0.051
2-Nitroaniline	ND	6.0	ug/L	0.057
3-Nitroaniline	ND	6.0	ug/L	0.048
4-Nitroaniline	ND	6.0	ug/L	0.030
Nitrobenzene	ND	0.24	ug/L	0.076
2-Nitrophenol	ND	1.2	ug/L	0.064
4-Nitrophenol	ND	6.0	ug/L	0.084
N-Nitrosodi-n-propylamine	ND	0.24	ug/L	0.071
N-Nitrosodiphenylamine	ND	0.24	ug/L	0.058
2,2'-oxybis(1-Chloropropane)	ND	0.24	ug/L	0.031
Pentachlorophenol	ND	1.2	ug/L	0.099
Phenanthrene	ND	0.24	ug/L	0.065
Phenol	ND	0.24	ug/L	0.026
Pyrene	ND	0.24	ug/L	0.067
2,4,5-Trichlorophenol	ND	1.2	ug/L	0.074
2,4,6-Trichlorophenol	ND	1.2	ug/L	0.068

(Continued on next page)

Tetra Tech NUS, Inc

Client Sample ID: FMC 24

GC/MS Semivolatiles

Lot-Sample #...: C7K020216-001 **Work Order #...:** KAEX31AC **Matrix.....:** WATER

SURROGATE	PERCENT RECOVERY	RECOVERY LIMITS
Nitrobenzene-d5	70	(23 - 112)
Terphenyl-d14	66	(10 - 132)
2-Fluorobiphenyl	69	(19 - 107)
2-Fluorophenol	59	(10 - 111)
Phenol-d5	66	(15 - 112)
2,4,6-Tribromophenol	77	(16 - 122)

NOTE(S):

J Estimated result. Result is less than RL.

Tetra Tech NUS, Inc

Client Sample ID: FMC 9

GC/MS Semivolatiles

Lot-Sample #...:	C7K020216-002	**Work Order #...:**	KAE051AM	**Matrix.....:**	WATER
Date Sampled...:	10/30/07 15:05	**Date Received..:**	11/02/07 09:20	**MS Run #.....:**	7310082
Prep Date.....:	11/06/07	**Analysis Date..:**	11/24/07		
Prep Batch #...:	7310138	**Analysis Time..:**	11:49		
Dilution Factor:	1.02	**Initial Wgt/Vol:**	980 mL	**Final Wgt/Vol..:**	1 mL
Analyst ID.....:	003200	**Instrument ID..:**	733		
		Method.....:	SW846 8270C		

PARAMETER	RESULT	REPORTING LIMIT	UNITS	MDL
Acenaphthene	ND	0.20	ug/L	0.053
Acenaphthylene	ND	0.20	ug/L	0.047
Acetophenone	ND	1.0	ug/L	0.047
Anthracene	ND	0.20	ug/L	0.052
Atrazine	ND	1.0	ug/L	0.040
Benzo(a)anthracene	ND	0.20	ug/L	0.042
Benzo(a)pyrene	ND	0.20	ug/L	0.045
Benzo(b)fluoranthene	ND	0.20	ug/L	0.032
Benzo(ghi)perylene	ND	0.20	ug/L	0.028
Benzo(k)fluoranthene	ND	0.20	ug/L	0.040
Benzaldehyde	ND	1.0	ug/L	0.055
1,1'-Biphenyl	ND	1.0	ug/L	0.061
bis(2-Chloroethoxy) methane	ND	1.0	ug/L	0.12
bis(2-Chloroethyl)-ether	ND	0.20	ug/L	0.047
bis(2-Ethylhexyl) phthalate	**0.14 J**	**1.0**	**ug/L**	**0.12**
4-Bromophenyl phenyl ether	ND	1.0	ug/L	0.051
Butyl benzyl phthalate	**0.20 J**	**1.0**	**ug/L**	**0.14**
Caprolactam	ND	1.0	ug/L	0.19
Carbazole	ND	0.20	ug/L	0.053
4-Chloroaniline	ND	1.0	ug/L	0.047
4-Chloro-3-methylphenol	ND	1.0	ug/L	0.060
2-Chloronaphthalene	ND	0.20	ug/L	0.045
2-Chlorophenol	ND	1.0	ug/L	0.046
4-Chlorophenyl phenyl ether	ND	1.0	ug/L	0.043
Chrysene	ND	0.20	ug/L	0.036
Dibenz(a,h)anthracene	ND	0.20	ug/L	0.036
Dibenzofuran	ND	1.0	ug/L	0.055
3,3'-Dichlorobenzidine	ND	1.0	ug/L	0.042
2,4-Dichlorophenol	ND	0.20	ug/L	0.050
Diethyl phthalate	ND	1.0	ug/L	0.25
2,4-Dimethylphenol	ND	1.0	ug/L	0.053
Dimethyl phthalate	ND	1.0	ug/L	0.043

(Continued on next page)

Tetra Tech NUS, Inc

Client Sample ID: FMC 9

GC/MS Semivolatiles

Lot-Sample #...: C7K020216-002 **Work Order #...:** KAE051AM **Matrix.....:** WATER

PARAMETER	RESULT	REPORTING LIMIT	UNITS	MDL
Di-n-butyl phthalate	ND	1.0	ug/L	0.047
4,6-Dinitro-2-methylphenol	ND	5.1	ug/L	1.4
2,4-Dinitrophenol	ND	5.1	ug/L	1.3
2,4-Dinitrotoluene	ND	1.0	ug/L	0.046
2,6-Dinitrotoluene	ND	1.0	ug/L	0.052
Di-n-octyl phthalate	ND	1.0	ug/L	0.043
Fluoranthene	ND	0.20	ug/L	0.050
Fluorene	ND	0.20	ug/L	0.055
Hexachlorobenzene	ND	0.20	ug/L	0.044
Hexachlorobutadiene	ND	0.20	ug/L	0.038
Hexachlorocyclopentadiene	ND	1.0	ug/L	0.082
Hexachloroethane	ND	1.0	ug/L	0.044
Indeno(1,2,3-cd)pyrene	ND	0.20	ug/L	0.049
Isophorone	ND	1.0	ug/L	0.048
2-Methylnaphthalene	ND	0.20	ug/L	0.048
2-Methylphenol	ND	1.0	ug/L	0.052
4-Methylphenol	ND	1.0	ug/L	0.075
Naphthalene	ND	0.20	ug/L	0.044
2-Nitroaniline	ND	5.1	ug/L	0.049
3-Nitroaniline	ND	5.1	ug/L	0.041
4-Nitroaniline	ND	5.1	ug/L	0.026
Nitrobenzene	ND	0.20	ug/L	0.065
2-Nitrophenol	ND	1.0	ug/L	0.055
4-Nitrophenol	ND	5.1	ug/L	0.072
N-Nitrosodi-n-propylamine	ND	0.20	ug/L	0.061
N-Nitrosodiphenylamine	ND	0.20	ug/L	0.050
2,2'-oxybis(1-Chloropropane)	ND	0.20	ug/L	0.026
Pentachlorophenol	ND	1.0	ug/L	0.085
Phenanthrene	ND	0.20	ug/L	0.056
Phenol	ND	0.20	ug/L	0.023
Pyrene	ND	0.20	ug/L	0.058
2,4,5-Trichlorophenol	ND	1.0	ug/L	0.064
2,4,6-Trichlorophenol	ND	1.0	ug/L	0.058

(Continued on next page)

Tetra Tech NUS, Inc

Client Sample ID: FMC 9

GC/MS Semivolatiles

Lot-Sample #...: C7K020216-002 **Work Order #...:** KAE051AM **Matrix.....:** WATER

SURROGATE	PERCENT RECOVERY	RECOVERY LIMITS
Nitrobenzene-d5	68	(23 - 112)
Terphenyl-d14	67	(10 - 132)
2-Fluorobiphenyl	65	(19 - 107)
2-Fluorophenol	61	(10 - 111)
Phenol-d5	68	(15 - 112)
2,4,6-Tribromophenol	69	(16 - 122)

NOTE(S):

J Estimated result. Result is less than RL.

Tetra Tech NUS, Inc

Client Sample ID: FMC 10

GC/MS Semivolatiles

Lot-Sample #...:	C7K020216-003	**Work Order #...:**	KAE071AM	**Matrix.....:**	WATER
Date Sampled...:	10/30/07 14:35	**Date Received..:**	11/02/07 09:20	**MS Run #.....:**	7310082
Prep Date.....:	11/06/07	**Analysis Date..:**	11/24/07		
Prep Batch #...:	7310138	**Analysis Time..:**	12:18		
Dilution Factor:	1.06	**Initial Wgt/Vol:**	940 mL	**Final Wgt/Vol..:**	1 mL
Analyst ID.....:	003200	**Instrument ID..:**	733		
		Method.....:	SW846 8270C		

PARAMETER	RESULT	REPORTING LIMIT	UNITS	MDL
Acenaphthene	ND	0.21	ug/L	0.055
Acenaphthylene	ND	0.21	ug/L	0.049
Acetophenone	ND	1.1	ug/L	0.049
Anthracene	ND	0.21	ug/L	0.054
Atrazine	ND	1.1	ug/L	0.041
Benzo(a)anthracene	ND	0.21	ug/L	0.044
Benzo(a)pyrene	ND	0.21	ug/L	0.046
Benzo(b)fluoranthene	ND	0.21	ug/L	0.033
Benzo(ghi)perylene	ND	0.21	ug/L	0.029
Benzo(k)fluoranthene	ND	0.21	ug/L	0.042
Benzaldehyde	ND	1.1	ug/L	0.057
1,1'-Biphenyl	ND	1.1	ug/L	0.064
bis(2-Chloroethoxy) methane	ND	1.1	ug/L	0.13
bis(2-Chloroethyl)-ether	ND	0.21	ug/L	0.049
bis(2-Ethylhexyl) phthalate	**0.13 J**	**1.1**	**ug/L**	**0.13**
4-Bromophenyl phenyl ether	ND	1.1	ug/L	0.053
Butyl benzyl phthalate	ND	1.1	ug/L	0.15
Caprolactam	ND	1.1	ug/L	0.20
Carbazole	**0.097 J**	**0.21**	**ug/L**	**0.055**
4-Chloroaniline	ND	1.1	ug/L	0.049
4-Chloro-3-methylphenol	ND	1.1	ug/L	0.063
2-Chloronaphthalene	ND	0.21	ug/L	0.047
2-Chlorophenol	ND	1.1	ug/L	0.048
4-Chlorophenyl phenyl ether	ND	1.1	ug/L	0.045
Chrysene	ND	0.21	ug/L	0.038
Dibenz(a,h)anthracene	ND	0.21	ug/L	0.037
Dibenzofuran	**0.074 J**	**1.1**	**ug/L**	**0.057**
3,3'-Dichlorobenzidine	ND	1.1	ug/L	0.043
2,4-Dichlorophenol	ND	0.21	ug/L	0.051
Diethyl phthalate	ND	1.1	ug/L	0.26
2,4-Dimethylphenol	ND	1.1	ug/L	0.055
Dimethyl phthalate	ND	1.1	ug/L	0.045

(Continued on next page)

Tetra Tech NUS, Inc

Client Sample ID: FMC 10

GC/MS Semivolatiles

Lot-Sample #...: C7K020216-003 **Work Order #...:** KAE071AM **Matrix.....:** WATER

PARAMETER	RESULT	REPORTING LIMIT	UNITS	MDL
Di-n-butyl phthalate	ND	1.1	ug/L	0.049
4,6-Dinitro-2-methylphenol	ND	5.3	ug/L	1.5
2,4-Dinitrophenol	ND	5.3	ug/L	1.4
2,4-Dinitrotoluene	ND	1.1	ug/L	0.048
2,6-Dinitrotoluene	ND	1.1	ug/L	0.054
Di-n-octyl phthalate	ND	1.1	ug/L	0.045
Fluoranthene	ND	0.21	ug/L	0.052
Fluorene	ND	0.21	ug/L	0.057
Hexachlorobenzene	ND	0.21	ug/L	0.046
Hexachlorobutadiene	ND	0.21	ug/L	0.040
Hexachlorocyclopentadiene	ND	1.1	ug/L	0.085
Hexachloroethane	ND	1.1	ug/L	0.046
Indeno(1,2,3-cd)pyrene	ND	0.21	ug/L	0.050
Isophorone	ND	1.1	ug/L	0.050
2-Methylnaphthalene	ND	0.21	ug/L	0.050
2-Methylphenol	ND	1.1	ug/L	0.054
4-Methylphenol	ND	1.1	ug/L	0.078
Naphthalene	ND	0.21	ug/L	0.046
2-Nitroaniline	ND	5.3	ug/L	0.050
3-Nitroaniline	ND	5.3	ug/L	0.043
4-Nitroaniline	ND	5.3	ug/L	0.027
Nitrobenzene	ND	0.21	ug/L	0.068
2-Nitrophenol	ND	1.1	ug/L	0.057
4-Nitrophenol	ND	5.3	ug/L	0.074
N-Nitrosodi-n-propylamine	ND	0.21	ug/L	0.063
N-Nitrosodiphenylamine	ND	0.21	ug/L	0.052
2,2'-oxybis(1-Chloropropane)	ND	0.21	ug/L	0.027
Pentachlorophenol	ND	1.1	ug/L	0.088
Phenanthrene	**0.32**	**0.21**	**ug/L**	**0.058**
Phenol	ND	0.21	ug/L	0.023
Pyrene	ND	0.21	ug/L	0.060
2,4,5-Trichlorophenol	ND	1.1	ug/L	0.066
2,4,6-Trichlorophenol	ND	1.1	ug/L	0.060

(Continued on next page)

Tetra Tech NUS, Inc

Client Sample ID: FMC 10

GC/MS Semivolatiles

Lot-Sample #...: C7K020216-003 **Work Order #...:** KAE071AM **Matrix.....:** WATER

SURROGATE	PERCENT RECOVERY	RECOVERY LIMITS
Nitrobenzene-d5	61	(23 - 112)
Terphenyl-d14	65	(10 - 132)
2-Fluorobiphenyl	55	(19 - 107)
2-Fluorophenol	63	(10 - 111)
Phenol-d5	69	(15 - 112)
2,4,6-Tribromophenol	66	(16 - 122)

NOTE(S):

J Estimated result. Result is less than RL.

Tetra Tech NUS, Inc

Client Sample ID: FMC 11

GC/MS Semivolatiles

Lot-Sample #...:	C7K020216-004	**Work Order #...:**	KAE1A1AC	**Matrix.....:**	WATER
Date Sampled...:	10/30/07 14:11	**Date Received..:**	11/02/07 09:20	**MS Run #.....:**	7310082
Prep Date.....:	11/06/07	**Analysis Date..:**	11/24/07		
Prep Batch #...:	7310138	**Analysis Time..:**	12:46		
Dilution Factor:	1.1	**Initial Wgt/Vol:**	910 mL	**Final Wgt/Vol..:**	1 mL
Analyst ID.....:	003200	**Instrument ID..:**	733		
		Method.....:	SW846 8270C		

PARAMETER	RESULT	REPORTING LIMIT	UNITS	MDL
Acenaphthene	ND	0.22	ug/L	0.057
Acenaphthylene	ND	0.22	ug/L	0.051
Acetophenone	ND	1.1	ug/L	0.051
Anthracene	ND	0.22	ug/L	0.056
Atrazine	ND	1.1	ug/L	0.043
Benzo(a)anthracene	ND	0.22	ug/L	0.045
Benzo(a)pyrene	ND	0.22	ug/L	0.048
Benzo(b)fluoranthene	ND	0.22	ug/L	0.034
Benzo(ghi)perylene	ND	0.22	ug/L	0.030
Benzo(k)fluoranthene	ND	0.22	ug/L	0.043
Benzaldehyde	ND	1.1	ug/L	0.060
1,1'-Biphenyl	ND	1.1	ug/L	0.066
bis(2-Chloroethoxy) methane	ND	1.1	ug/L	0.13
bis(2-Chloroethyl)-ether	ND	0.22	ug/L	0.051
bis(2-Ethylhexyl) phthalate	ND	1.1	ug/L	0.13
4-Bromophenyl phenyl ether	ND	1.1	ug/L	0.055
Butyl benzyl phthalate	ND	1.1	ug/L	0.15
Caprolactam	ND	1.1	ug/L	0.21
Carbazole	ND	0.22	ug/L	0.057
4-Chloroaniline	ND	1.1	ug/L	0.051
4-Chloro-3-methylphenol	ND	1.1	ug/L	0.065
2-Chloronaphthalene	ND	0.22	ug/L	0.049
2-Chlorophenol	ND	1.1	ug/L	0.050
4-Chlorophenyl phenyl ether	ND	1.1	ug/L	0.047
Chrysene	ND	0.22	ug/L	0.039
Dibenz(a,h)anthracene	ND	0.22	ug/L	0.038
Dibenzofuran	ND	1.1	ug/L	0.059
3,3'-Dichlorobenzidine	ND	1.1	ug/L	0.045
2,4-Dichlorophenol	ND	0.22	ug/L	0.053
Diethyl phthalate	ND	1.1	ug/L	0.27
2,4-Dimethylphenol	ND	1.1	ug/L	0.057
Dimethyl phthalate	ND	1.1	ug/L	0.046

(Continued on next page)

Tetra Tech NUS, Inc

Client Sample ID: FMC 11

GC/MS Semivolatiles

Lot-Sample #...: C7K020216-004 **Work Order #...:** KAE1A1AC **Matrix.....:** WATER

PARAMETER	RESULT	REPORTING LIMIT	UNITS	MDL
Di-n-butyl phthalate	ND	1.1	ug/L	0.051
4,6-Dinitro-2-methylphenol	ND	5.5	ug/L	1.6
2,4-Dinitrophenol	ND	5.5	ug/L	1.4
2,4-Dinitrotoluene	ND	1.1	ug/L	0.050
2,6-Dinitrotoluene	ND	1.1	ug/L	0.056
Di-n-octyl phthalate	ND	1.1	ug/L	0.047
Fluoranthene	ND	0.22	ug/L	0.054
Fluorene	ND	0.22	ug/L	0.060
Hexachlorobenzene	ND	0.22	ug/L	0.048
Hexachlorobutadiene	ND	0.22	ug/L	0.041
Hexachlorocyclopentadiene	ND	1.1	ug/L	0.088
Hexachloroethane	ND	1.1	ug/L	0.048
Indeno(1,2,3-cd)pyrene	ND	0.22	ug/L	0.052
Isophorone	ND	1.1	ug/L	0.052
2-Methylnaphthalene	ND	0.22	ug/L	0.051
2-Methylphenol	ND	1.1	ug/L	0.056
4-Methylphenol	ND	1.1	ug/L	0.081
Naphthalene	ND	0.22	ug/L	0.047
2-Nitroaniline	ND	5.5	ug/L	0.052
3-Nitroaniline	ND	5.5	ug/L	0.044
4-Nitroaniline	ND	5.5	ug/L	0.028
Nitrobenzene	ND	0.22	ug/L	0.070
2-Nitrophenol	ND	1.1	ug/L	0.059
4-Nitrophenol	ND	5.5	ug/L	0.077
N-Nitrosodi-n-propylamine	ND	0.22	ug/L	0.065
N-Nitrosodiphenylamine	ND	0.22	ug/L	0.054
2,2'-oxybis(1-Chloropropane)	ND	0.22	ug/L	0.029
Pentachlorophenol	ND	1.1	ug/L	0.091
Phenanthrene	**0.26**	**0.22**	**ug/L**	**0.061**
Phenol	ND	0.22	ug/L	0.024
Pyrene	ND	0.22	ug/L	0.062
2,4,5-Trichlorophenol	ND	1.1	ug/L	0.069
2,4,6-Trichlorophenol	ND	1.1	ug/L	0.062

(Continued on next page)

Tetra Tech NUS, Inc

Client Sample ID: FMC 11

GC/MS Semivolatiles

Lot-Sample #...: C7K020216-004 **Work Order #...:** KAE1A1AC **Matrix.....:** WATER

SURROGATE	PERCENT RECOVERY	RECOVERY LIMITS
Nitrobenzene-d5	53	(23 - 112)
Terphenyl-d14	51	(10 - 132)
2-Fluorobiphenyl	48	(19 - 107)
2-Fluorophenol	50	(10 - 111)
Phenol-d5	57	(15 - 112)
2,4,6-Tribromophenol	63	(16 - 122)

Tetra Tech NUS, Inc

Client Sample ID: FMC 12

GC/MS Semivolatiles

Lot-Sample #...:	C7K020216-005	**Work Order #...:**	KAE1D1AM	**Matrix.....:**	WATER
Date Sampled...:	10/30/07 16:15	**Date Received..:**	11/02/07 09:20	**MS Run #.....:**	7310082
Prep Date.....:	11/06/07	**Analysis Date..:**	11/24/07		
Prep Batch #...:	7310138	**Analysis Time..:**	13:14		
Dilution Factor:	1.04	**Initial Wgt/Vol:**	960 mL	**Final Wgt/Vol..:**	1 mL
Analyst ID.....:	003200	**Instrument ID..:**	733		
		Method.....:	SW846 8270C		

PARAMETER	RESULT	REPORTING LIMIT	UNITS	MDL
Acenaphthene	ND	0.21	ug/L	0.054
Acenaphthylene	ND	0.21	ug/L	0.048
Acetophenone	ND	1.0	ug/L	0.048
Anthracene	ND	0.21	ug/L	0.053
Atrazine	ND	1.0	ug/L	0.041
Benzo(a)anthracene	ND	0.21	ug/L	0.043
Benzo(a)pyrene	ND	0.21	ug/L	0.046
Benzo(b)fluoranthene	ND	0.21	ug/L	0.033
Benzo(ghi)perylene	ND	0.21	ug/L	0.029
Benzo(k)fluoranthene	ND	0.21	ug/L	0.041
Benzaldehyde	ND	1.0	ug/L	0.056
1,1'-Biphenyl	ND	1.0	ug/L	0.063
bis(2-Chloroethoxy) methane	ND	1.0	ug/L	0.13
bis(2-Chloroethyl)-ether	ND	0.21	ug/L	0.048
bis(2-Ethylhexyl) phthalate	ND	1.0	ug/L	0.12
4-Bromophenyl phenyl ether	ND	1.0	ug/L	0.052
Butyl benzyl phthalate	ND	1.0	ug/L	0.14
Caprolactam	ND	1.0	ug/L	0.20
Carbazole	**0.11 J**	**0.21**	**ug/L**	**0.054**
4-Chloroaniline	ND	1.0	ug/L	0.048
4-Chloro-3-methylphenol	ND	1.0	ug/L	0.061
2-Chloronaphthalene	ND	0.21	ug/L	0.046
2-Chlorophenol	ND	1.0	ug/L	0.047
4-Chlorophenyl phenyl ether	ND	1.0	ug/L	0.044
Chrysene	ND	0.21	ug/L	0.037
Dibenz(a,h)anthracene	ND	0.21	ug/L	0.036
Dibenzofuran	**0.16 J**	**1.0**	**ug/L**	**0.056**
3,3'-Dichlorobenzidine	ND	1.0	ug/L	0.043
2,4-Dichlorophenol	ND	0.21	ug/L	0.051
Diethyl phthalate	ND	1.0	ug/L	0.25
2,4-Dimethylphenol	ND	1.0	ug/L	0.054
Dimethyl phthalate	ND	1.0	ug/L	0.044

(Continued on next page)

Tetra Tech NUS, Inc

Client Sample ID: FMC 12

GC/MS Semivolatiles

Lot-Sample #...: C7K020216-005 **Work Order #...:** KAE1D1AM **Matrix.....:** WATER

PARAMETER	RESULT	REPORTING LIMIT	UNITS	MDL
Di-n-butyl phthalate	ND	1.0	ug/L	0.048
4,6-Dinitro-2-methylphenol	ND	5.2	ug/L	1.5
2,4-Dinitrophenol	ND	5.2	ug/L	1.3
2,4-Dinitrotoluene	ND	1.0	ug/L	0.047
2,6-Dinitrotoluene	ND	1.0	ug/L	0.053
Di-n-octyl phthalate	ND	1.0	ug/L	0.044
Fluoranthene	**0.077 J**	**0.21**	**ug/L**	**0.051**
Fluorene	**0.078 J**	**0.21**	**ug/L**	**0.056**
Hexachlorobenzene	ND	0.21	ug/L	0.045
Hexachlorobutadiene	ND	0.21	ug/L	0.039
Hexachlorocyclopenta-diene	ND	1.0	ug/L	0.083
Hexachloroethane	ND	1.0	ug/L	0.045
Indeno(1,2,3-cd)pyrene	ND	0.21	ug/L	0.049
Isophorone	ND	1.0	ug/L	0.049
2-Methylnaphthalene	ND	0.21	ug/L	0.049
2-Methylphenol	ND	1.0	ug/L	0.053
4-Methylphenol	ND	1.0	ug/L	0.077
Naphthalene	ND	0.21	ug/L	0.045
2-Nitroaniline	ND	5.2	ug/L	0.049
3-Nitroaniline	ND	5.2	ug/L	0.042
4-Nitroaniline	ND	5.2	ug/L	0.026
Nitrobenzene	ND	0.21	ug/L	0.067
2-Nitrophenol	ND	1.0	ug/L	0.056
4-Nitrophenol	ND	5.2	ug/L	0.073
N-Nitrosodi-n-propyl-amine	ND	0.21	ug/L	0.062
N-Nitrosodiphenylamine	ND	0.21	ug/L	0.051
2,2'-oxybis(1-Chloropropane)	ND	0.21	ug/L	0.027
Pentachlorophenol	ND	1.0	ug/L	0.086
Phenanthrene	**0.48**	**0.21**	**ug/L**	**0.057**
Phenol	ND	0.21	ug/L	0.023
Pyrene	ND	0.21	ug/L	0.059
2,4,5-Trichloro-phenol	ND	1.0	ug/L	0.065
2,4,6-Trichloro-phenol	ND	1.0	ug/L	0.059

(Continued on next page)

Tetra Tech NUS, Inc

Client Sample ID: FMC 12

GC/MS Semivolatiles

Lot-Sample #...: C7K020216-005 **Work Order #...:** KAE1D1AM **Matrix.....:** WATER

SURROGATE	PERCENT RECOVERY	RECOVERY LIMITS
Nitrobenzene-d5	57	(23 - 112)
Terphenyl-d14	54	(10 - 132)
2-Fluorobiphenyl	53	(19 - 107)
2-Fluorophenol	55	(10 - 111)
Phenol-d5	62	(15 - 112)
2,4,6-Tribromophenol	65	(16 - 122)

NOTE(S):

J Estimated result. Result is less than RL.

Tetra Tech NUS, Inc

Client Sample ID: FMC 13

GC/MS Semivolatiles

Lot-Sample #...:	C7K020216-006	**Work Order #...:**	KAE1F1AM	**Matrix.....:**	WATER
Date Sampled...:	10/30/07 16:45	**Date Received..:**	11/02/07 09:20	**MS Run #.....:**	7310082
Prep Date.....:	11/06/07	**Analysis Date..:**	11/24/07		
Prep Batch #...:	7310138	**Analysis Time..:**	13:43		
Dilution Factor:	1.09	**Initial Wgt/Vol:**	920 mL	**Final Wgt/Vol..:**	1 mL
Analyst ID.....:	003200	**Instrument ID..:**	733		
		Method.....:	SW846 8270C		

PARAMETER	RESULT	REPORTING LIMIT	UNITS	MDL
Acenaphthene	ND	0.22	ug/L	0.057
Acenaphthylene	ND	0.22	ug/L	0.050
Acetophenone	ND	1.1	ug/L	0.050
Anthracene	ND	0.22	ug/L	0.055
Atrazine	ND	1.1	ug/L	0.042
Benzo(a)anthracene	ND	0.22	ug/L	0.045
Benzo(a)pyrene	ND	0.22	ug/L	0.048
Benzo(b)fluoranthene	ND	0.22	ug/L	0.034
Benzo(ghi)perylene	ND	0.22	ug/L	0.030
Benzo(k)fluoranthene	ND	0.22	ug/L	0.043
Benzaldehyde	ND	1.1	ug/L	0.059
1,1'-Biphenyl	ND	1.1	ug/L	0.066
bis(2-Chloroethoxy) methane	ND	1.1	ug/L	0.13
bis(2-Chloroethyl)-ether	ND	0.22	ug/L	0.050
bis(2-Ethylhexyl) phthalate	ND	1.1	ug/L	0.13
4-Bromophenyl phenyl ether	ND	1.1	ug/L	0.054
Butyl benzyl phthalate	**0.17 J**	**1.1**	**ug/L**	**0.15**
Caprolactam	ND	1.1	ug/L	0.20
Carbazole	**0.19 J**	**0.22**	**ug/L**	**0.057**
4-Chloroaniline	ND	1.1	ug/L	0.050
4-Chloro-3-methylphenol	ND	1.1	ug/L	0.064
2-Chloronaphthalene	ND	0.22	ug/L	0.048
2-Chlorophenol	ND	1.1	ug/L	0.049
4-Chlorophenyl phenyl ether	ND	1.1	ug/L	0.046
Chrysene	ND	0.22	ug/L	0.039
Dibenz(a,h)anthracene	ND	0.22	ug/L	0.038
Dibenzofuran	ND	1.1	ug/L	0.058
3,3'-Dichlorobenzidine	ND	1.1	ug/L	0.045
2,4-Dichlorophenol	ND	0.22	ug/L	0.053
Diethyl phthalate	ND	1.1	ug/L	0.27
2,4-Dimethylphenol	ND	1.1	ug/L	0.056
Dimethyl phthalate	ND	1.1	ug/L	0.046

(Continued on next page)

Tetra Tech NUS, Inc

Client Sample ID: FMC 13

GC/MS Semivolatiles

Lot-Sample #...: C7K020216-006 Work Order #...: KAE1F1AM Matrix.....: WATER

PARAMETER	RESULT	REPORTING LIMIT	UNITS	MDL
Di-n-butyl phthalate	ND	1.1	ug/L	0.051
4,6-Dinitro-2-methylphenol	ND	5.4	ug/L	1.5
2,4-Dinitrophenol	ND	5.4	ug/L	1.4
2,4-Dinitrotoluene	ND	1.1	ug/L	0.049
2,6-Dinitrotoluene	ND	1.1	ug/L	0.055
Di-n-octyl phthalate	ND	1.1	ug/L	0.046
Fluoranthene	**0.080 J**	**0.22**	**ug/L**	**0.054**
Fluorene	ND	0.22	ug/L	0.059
Hexachlorobenzene	ND	0.22	ug/L	0.047
Hexachlorobutadiene	ND	0.22	ug/L	0.041
Hexachlorocyclopentadiene	ND	1.1	ug/L	0.087
Hexachloroethane	ND	1.1	ug/L	0.047
Indeno(1,2,3-cd)pyrene	ND	0.22	ug/L	0.052
Isophorone	ND	1.1	ug/L	0.052
2-Methylnaphthalene	ND	0.22	ug/L	0.051
2-Methylphenol	ND	1.1	ug/L	0.056
4-Methylphenol	ND	1.1	ug/L	0.080
Naphthalene	ND	0.22	ug/L	0.047
2-Nitroaniline	ND	5.4	ug/L	0.052
3-Nitroaniline	ND	5.4	ug/L	0.044
4-Nitroaniline	ND	5.4	ug/L	0.028
Nitrobenzene	ND	0.22	ug/L	0.070
2-Nitrophenol	ND	1.1	ug/L	0.059
4-Nitrophenol	ND	5.4	ug/L	0.076
N-Nitrosodi-n-propylamine	ND	0.22	ug/L	0.065
N-Nitrosodiphenylamine	ND	0.22	ug/L	0.053
2,2'-oxybis(1-Chloropropane)	ND	0.22	ug/L	0.028
Pentachlorophenol	ND	1.1	ug/L	0.090
Phenanthrene	**0.42**	**0.22**	**ug/L**	**0.060**
Phenol	ND	0.22	ug/L	0.024
Pyrene	**0.064 J**	**0.22**	**ug/L**	**0.062**
2,4,5-Trichlorophenol	ND	1.1	ug/L	0.068
2,4,6-Trichlorophenol	ND	1.1	ug/L	0.062

(Continued on next page)

Tetra Tech NUS, Inc

Client Sample ID: FMC 13

GC/MS Semivolatiles

Lot-Sample #...: C7K020216-006 **Work Order #...:** KAE1F1AM **Matrix.....:** WATER

SURROGATE	PERCENT RECOVERY	RECOVERY LIMITS
Nitrobenzene-d5	64	(23 - 112)
Terphenyl-d14	73	(10 - 132)
2-Fluorobiphenyl	61	(19 - 107)
2-Fluorophenol	63	(10 - 111)
Phenol-d5	69	(15 - 112)
2,4,6-Tribromophenol	75	(16 - 122)

NOTE(S):

J Estimated result. Result is less than RL.

Tetra Tech NUS, Inc

Client Sample ID: FMC 16

GC/MS Semivolatiles

Lot-Sample #...:	C7K020216-007	**Work Order #...:**	KAE1J1AM	**Matrix.....:**	WATER
Date Sampled...:	10/31/07 09:55	**Date Received..:**	11/02/07 09:20	**MS Run #.....:**	7311210
Prep Date.....:	11/07/07	**Analysis Date..:**	11/22/07		
Prep Batch #...:	7311333	**Analysis Time..:**	10:14		
Dilution Factor:	1.09	**Initial Wgt/Vol:**	920 mL	**Final Wgt/Vol..:**	1 mL
Analyst ID.....:	003200	**Instrument ID..:**	733		
		Method.....:	SW846 8270C		

PARAMETER	RESULT	REPORTING LIMIT	UNITS	MDL
Acenaphthene	ND	0.22	ug/L	0.057
Acenaphthylene	ND	0.22	ug/L	0.050
Acetophenone	ND	1.1	ug/L	0.050
Anthracene	ND	0.22	ug/L	0.055
Atrazine	ND	1.1	ug/L	0.042
Benzo(a)anthracene	ND	0.22	ug/L	0.045
Benzo(a)pyrene	ND	0.22	ug/L	0.048
Benzo(b)fluoranthene	ND	0.22	ug/L	0.034
Benzo(ghi)perylene	ND	0.22	ug/L	0.030
Benzo(k)fluoranthene	ND	0.22	ug/L	0.043
Benzaldehyde	ND	1.1	ug/L	0.059
1,1'-Biphenyl	ND	1.1	ug/L	0.066
bis(2-Chloroethoxy) methane	ND	1.1	ug/L	0.13
bis(2-Chloroethyl)-ether	ND	0.22	ug/L	0.050
bis(2-Ethylhexyl) phthalate	**0.16 J**	**1.1**	**ug/L**	**0.13**
4-Bromophenyl phenyl ether	ND	1.1	ug/L	0.054
Butyl benzyl phthalate	ND	1.1	ug/L	0.15
Caprolactam	ND	1.1	ug/L	0.20
Carbazole	ND	0.22	ug/L	0.057
4-Chloroaniline	ND	1.1	ug/L	0.050
4-Chloro-3-methylphenol	ND	1.1	ug/L	0.064
2-Chloronaphthalene	ND	0.22	ug/L	0.048
2-Chlorophenol	ND	1.1	ug/L	0.049
4-Chlorophenyl phenyl ether	ND	1.1	ug/L	0.046
Chrysene	ND	0.22	ug/L	0.039
Dibenz(a,h)anthracene	ND	0.22	ug/L	0.038
Dibenzofuran	ND	1.1	ug/L	0.058
3,3'-Dichlorobenzidine	ND	1.1	ug/L	0.045
2,4-Dichlorophenol	ND	0.22	ug/L	0.053
Diethyl phthalate	ND	1.1	ug/L	0.27
2,4-Dimethylphenol	ND	1.1	ug/L	0.056
Dimethyl phthalate	ND	1.1	ug/L	0.046

(Continued on next page)

Tetra Tech NUS, Inc

Client Sample ID: FMC 16

GC/MS Semivolatiles

Lot-Sample #...: C7K020216-007 **Work Order #...:** KAE1J1AM **Matrix.....:** WATER

PARAMETER	RESULT	REPORTING LIMIT	UNITS	MDL
Di-n-butyl phthalate	ND	1.1	ug/L	0.051
4,6-Dinitro-2-methylphenol	ND	5.4	ug/L	1.5
2,4-Dinitrophenol	ND	5.4	ug/L	1.4
2,4-Dinitrotoluene	ND	1.1	ug/L	0.049
2,6-Dinitrotoluene	ND	1.1	ug/L	0.055
Di-n-octyl phthalate	ND	1.1	ug/L	0.046
Fluoranthene	ND	0.22	ug/L	0.054
Fluorene	ND	0.22	ug/L	0.059
Hexachlorobenzene	ND	0.22	ug/L	0.047
Hexachlorobutadiene	ND	0.22	ug/L	0.041
Hexachlorocyclopentadiene	ND	1.1	ug/L	0.087
Hexachloroethane	ND	1.1	ug/L	0.047
Indeno(1,2,3-cd)pyrene	ND	0.22	ug/L	0.052
Isophorone	ND	1.1	ug/L	0.052
2-Methylnaphthalene	ND	0.22	ug/L	0.051
2-Methylphenol	ND	1.1	ug/L	0.056
4-Methylphenol	ND	1.1	ug/L	0.080
Naphthalene	ND	0.22	ug/L	0.047
2-Nitroaniline	ND	5.4	ug/L	0.052
3-Nitroaniline	ND	5.4	ug/L	0.044
4-Nitroaniline	ND	5.4	ug/L	0.028
Nitrobenzene	ND	0.22	ug/L	0.070
2-Nitrophenol	ND	1.1	ug/L	0.059
4-Nitrophenol	ND	5.4	ug/L	0.076
N-Nitrosodi-n-propylamine	ND	0.22	ug/L	0.065
N-Nitrosodiphenylamine	ND	0.22	ug/L	0.053
2,2'-oxybis(1-Chloropropane)	ND	0.22	ug/L	0.028
Pentachlorophenol	ND	1.1	ug/L	0.090
Phenanthrene	ND	0.22	ug/L	0.060
Phenol	ND	0.22	ug/L	0.024
Pyrene	ND	0.22	ug/L	0.062
2,4,5-Trichlorophenol	ND	1.1	ug/L	0.068
2,4,6-Trichlorophenol	ND	1.1	ug/L	0.062

(Continued on next page)

Tetra Tech NUS, Inc

Client Sample ID: FMC 16

GC/MS Semivolatiles

Lot-Sample #...: C7K020216-007 **Work Order #...:** KAE1J1AM **Matrix.....:** WATER

SURROGATE	PERCENT RECOVERY	RECOVERY LIMITS
Nitrobenzene-d5	68	(23 - 112)
Terphenyl-d14	59	(10 - 132)
2-Fluorobiphenyl	61	(19 - 107)
2-Fluorophenol	51	(10 - 111)
Phenol-d5	59	(15 - 112)
2,4,6-Tribromophenol	74	(16 - 122)

NOTE(S):

J Estimated result. Result is less than RL.

Tetra Tech NUS, Inc

Client Sample ID: FMC 18

GC/MS Semivolatiles

Lot-Sample #...:	C7K020216-008	**Work Order #...:**	KAE1K1AM	**Matrix.....:**	WATER
Date Sampled...:	10/31/07 10:35	**Date Received..:**	11/02/07 09:20	**MS Run #.....:**	7311210
Prep Date.....:	11/07/07	**Analysis Date..:**	11/22/07		
Prep Batch #...:	7311333	**Analysis Time..:**	10:42		
Dilution Factor:	1.1	**Initial Wgt/Vol:**	910 mL	**Final Wgt/Vol..:**	1 mL
Analyst ID.....:	003200	**Instrument ID..:**	733		
		Method.....:	SW846 8270C		

PARAMETER	RESULT	REPORTING LIMIT	UNITS	MDL
Acenaphthene	ND	0.22	ug/L	0.057
Acenaphthylene	ND	0.22	ug/L	0.051
Acetophenone	ND	1.1	ug/L	0.051
Anthracene	ND	0.22	ug/L	0.056
Atrazine	ND	1.1	ug/L	0.043
Benzo(a)anthracene	ND	0.22	ug/L	0.045
Benzo(a)pyrene	ND	0.22	ug/L	0.048
Benzo(b)fluoranthene	ND	0.22	ug/L	0.034
Benzo(ghi)perylene	ND	0.22	ug/L	0.030
Benzo(k)fluoranthene	ND	0.22	ug/L	0.043
Benzaldehyde	ND	1.1	ug/L	0.060
1,1'-Biphenyl	ND	1.1	ug/L	0.066
bis(2-Chloroethoxy) methane	ND	1.1	ug/L	0.13
bis(2-Chloroethyl)-ether	ND	0.22	ug/L	0.051
bis(2-Ethylhexyl) phthalate	ND	1.1	ug/L	0.13
4-Bromophenyl phenyl ether	ND	1.1	ug/L	0.055
Butyl benzyl phthalate	ND	1.1	ug/L	0.15
Caprolactam	ND	1.1	ug/L	0.21
Carbazole	ND	0.22	ug/L	0.057
4-Chloroaniline	ND	1.1	ug/L	0.051
4-Chloro-3-methylphenol	ND	1.1	ug/L	0.065
2-Chloronaphthalene	ND	0.22	ug/L	0.049
2-Chlorophenol	ND	1.1	ug/L	0.050
4-Chlorophenyl phenyl ether	ND	1.1	ug/L	0.047
Chrysene	ND	0.22	ug/L	0.039
Dibenz(a,h)anthracene	ND	0.22	ug/L	0.038
Dibenzofuran	ND	1.1	ug/L	0.059
3,3'-Dichlorobenzidine	ND	1.1	ug/L	0.045
2,4-Dichlorophenol	ND	0.22	ug/L	0.053
Diethyl phthalate	ND	1.1	ug/L	0.27
2,4-Dimethylphenol	ND	1.1	ug/L	0.057
Dimethyl phthalate	ND	1.1	ug/L	0.046

(Continued on next page)

Tetra Tech NUS, Inc

Client Sample ID: FMC 18

GC/MS Semivolatiles

Lot-Sample #...: C7K020216-008 **Work Order #...:** KAE1K1AM **Matrix.....:** WATER

PARAMETER	RESULT	REPORTING LIMIT	UNITS	MDL
Di-n-butyl phthalate	ND	1.1	ug/L	0.051
4,6-Dinitro-2-methylphenol	ND	5.5	ug/L	1.6
2,4-Dinitrophenol	ND	5.5	ug/L	1.4
2,4-Dinitrotoluene	ND	1.1	ug/L	0.050
2,6-Dinitrotoluene	ND	1.1	ug/L	0.056
Di-n-octyl phthalate	ND	1.1	ug/L	0.047
Fluoranthene	ND	0.22	ug/L	0.054
Fluorene	ND	0.22	ug/L	0.060
Hexachlorobenzene	ND	0.22	ug/L	0.048
Hexachlorobutadiene	ND	0.22	ug/L	0.041
Hexachlorocyclopentadiene	ND	1.1	ug/L	0.088
Hexachloroethane	ND	1.1	ug/L	0.048
Indeno(1,2,3-cd)pyrene	ND	0.22	ug/L	0.052
Isophorone	ND	1.1	ug/L	0.052
2-Methylnaphthalene	ND	0.22	ug/L	0.051
2-Methylphenol	ND	1.1	ug/L	0.056
4-Methylphenol	ND	1.1	ug/L	0.081
Naphthalene	ND	0.22	ug/L	0.047
2-Nitroaniline	ND	5.5	ug/L	0.052
3-Nitroaniline	ND	5.5	ug/L	0.044
4-Nitroaniline	ND	5.5	ug/L	0.028
Nitrobenzene	ND	0.22	ug/L	0.070
2-Nitrophenol	ND	1.1	ug/L	0.059
4-Nitrophenol	ND	5.5	ug/L	0.077
N-Nitrosodi-n-propylamine	ND	0.22	ug/L	0.065
N-Nitrosodiphenylamine	ND	0.22	ug/L	0.054
2,2'-oxybis(1-Chloropropane)	ND	0.22	ug/L	0.029
Pentachlorophenol	ND	1.1	ug/L	0.091
Phenanthrene	**0.13 J**	**0.22**	**ug/L**	**0.061**
Phenol	ND	0.22	ug/L	0.024
Pyrene	ND	0.22	ug/L	0.062
2,4,5-Trichlorophenol	ND	1.1	ug/L	0.069
2,4,6-Trichlorophenol	ND	1.1	ug/L	0.062

(Continued on next page)

Tetra Tech NUS, Inc

Client Sample ID: FMC 18

GC/MS Semivolatiles

Lot-Sample #...: C7K020216-008 **Work Order #...:** KAE1K1AM **Matrix.....:** WATER

SURROGATE	PERCENT RECOVERY	RECOVERY LIMITS
Nitrobenzene-d5	83	(23 - 112)
Terphenyl-d14	49	(10 - 132)
2-Fluorobiphenyl	74	(19 - 107)
2-Fluorophenol	67	(10 - 111)
Phenol-d5	73	(15 - 112)
2,4,6-Tribromophenol	81	(16 - 122)

NOTE(S):

J Estimated result. Result is less than RL.

Tetra Tech NUS, Inc

Client Sample ID: FMC 20

GC/MS Semivolatiles

Lot-Sample #...:	C7K020216-009	**Work Order #...:**	KAE1P1AM	**Matrix.....:**	WATER
Date Sampled...:	10/31/07 11:00	**Date Received..:**	11/02/07 09:20	**MS Run #.....:**	7311210
Prep Date.....:	11/07/07	**Analysis Date..:**	11/22/07		
Prep Batch #...:	7311333	**Analysis Time..:**	11:10		
Dilution Factor:	0.99	**Initial Wgt/Vol:**	1010 mL	**Final Wgt/Vol..:**	1 mL
Analyst ID.....:	003200	**Instrument ID..:**	733		
		Method.....:	SW846 8270C		

PARAMETER	RESULT	REPORTING LIMIT	UNITS	MDL
Acenaphthene	ND	0.20	ug/L	0.052
Acenaphthylene	ND	0.20	ug/L	0.046
Acetophenone	ND	0.99	ug/L	0.046
Anthracene	ND	0.20	ug/L	0.050
Atrazine	ND	0.99	ug/L	0.039
Benzo(a)anthracene	ND	0.20	ug/L	0.041
Benzo(a)pyrene	ND	0.20	ug/L	0.043
Benzo(b)fluoranthene	ND	0.20	ug/L	0.031
Benzo(ghi)perylene	ND	0.20	ug/L	0.027
Benzo(k)fluoranthene	ND	0.20	ug/L	0.039
Benzaldehyde	ND	0.99	ug/L	0.054
1,1'-Biphenyl	ND	0.99	ug/L	0.060
bis(2-Chloroethoxy) methane	ND	0.99	ug/L	0.12
bis(2-Chloroethyl)-ether	ND	0.20	ug/L	0.046
bis(2-Ethylhexyl) phthalate	ND	0.99	ug/L	0.12
4-Bromophenyl phenyl ether	ND	0.99	ug/L	0.049
Butyl benzyl phthalate	ND	0.99	ug/L	0.14
Caprolactam	ND	0.99	ug/L	0.19
Carbazole	ND	0.20	ug/L	0.052
4-Chloroaniline	ND	0.99	ug/L	0.046
4-Chloro-3-methylphenol	ND	0.99	ug/L	0.058
2-Chloronaphthalene	ND	0.20	ug/L	0.044
2-Chlorophenol	ND	0.99	ug/L	0.045
4-Chlorophenyl phenyl ether	ND	0.99	ug/L	0.042
Chrysene	ND	0.20	ug/L	0.035
Dibenz(a,h)anthracene	ND	0.20	ug/L	0.034
Dibenzofuran	ND	0.99	ug/L	0.053
3,3'-Dichlorobenzidine	ND	0.99	ug/L	0.041
2,4-Dichlorophenol	ND	0.20	ug/L	0.048
Diethyl phthalate	ND	0.99	ug/L	0.24
2,4-Dimethylphenol	ND	0.99	ug/L	0.051
Dimethyl phthalate	ND	0.99	ug/L	0.042

(Continued on next page)

Tetra Tech NUS, Inc

Client Sample ID: FMC 20

GC/MS Semivolatiles

Lot-Sample #...: C7K020216-009 **Work Order #...:** KAE1P1AM **Matrix.....:** WATER

PARAMETER	RESULT	REPORTING LIMIT	UNITS	MDL
Di-n-butyl phthalate	ND	0.99	ug/L	0.046
4,6-Dinitro-2-methylphenol	ND	5.0	ug/L	1.4
2,4-Dinitrophenol	ND	5.0	ug/L	1.3
2,4-Dinitrotoluene	ND	0.99	ug/L	0.045
2,6-Dinitrotoluene	ND	0.99	ug/L	0.050
Di-n-octyl phthalate	ND	0.99	ug/L	0.042
Fluoranthene	ND	0.20	ug/L	0.049
Fluorene	ND	0.20	ug/L	0.054
Hexachlorobenzene	ND	0.20	ug/L	0.043
Hexachlorobutadiene	ND	0.20	ug/L	0.037
Hexachlorocyclopentadiene	ND	0.99	ug/L	0.079
Hexachloroethane	ND	0.99	ug/L	0.043
Indeno(1,2,3-cd)pyrene	ND	0.20	ug/L	0.047
Isophorone	ND	0.99	ug/L	0.047
2-Methylnaphthalene	ND	0.20	ug/L	0.046
2-Methylphenol	ND	0.99	ug/L	0.051
4-Methylphenol	ND	0.99	ug/L	0.073
Naphthalene	ND	0.20	ug/L	0.043
2-Nitroaniline	ND	5.0	ug/L	0.047
3-Nitroaniline	ND	5.0	ug/L	0.040
4-Nitroaniline	ND	5.0	ug/L	0.025
Nitrobenzene	ND	0.20	ug/L	0.063
2-Nitrophenol	ND	0.99	ug/L	0.053
4-Nitrophenol	ND	5.0	ug/L	0.069
N-Nitrosodi-n-propylamine	ND	0.20	ug/L	0.059
N-Nitrosodiphenylamine	ND	0.20	ug/L	0.048
2,2'-oxybis(1-Chloropropane)	ND	0.20	ug/L	0.026
Pentachlorophenol	ND	0.99	ug/L	0.082
Phenanthrene	**0.084 J**	**0.20**	**ug/L**	**0.054**
Phenol	ND	0.20	ug/L	0.022
Pyrene	ND	0.20	ug/L	0.056
2,4,5-Trichlorophenol	ND	0.99	ug/L	0.062
2,4,6-Trichlorophenol	ND	0.99	ug/L	0.056

(Continued on next page)

Tetra Tech NUS, Inc

Client Sample ID: FMC 20

GC/MS Semivolatiles

Lot-Sample #...: C7K020216-009 Work Order #...: KAE1P1AM Matrix.....: WATER

SURROGATE	PERCENT RECOVERY	RECOVERY LIMITS
Nitrobenzene-d5	69	(23 - 112)
Terphenyl-d14	50	(10 - 132)
2-Fluorobiphenyl	61	(19 - 107)
2-Fluorophenol	58	(10 - 111)
Phenol-d5	63	(15 - 112)
2,4,6-Tribromophenol	73	(16 - 122)

NOTE(S):

J Estimated result. Result is less than RL.

Tetra Tech NUS, Inc

Client Sample ID: FMC 22

GC/MS Semivolatiles

Lot-Sample #...:	C7K020216-010	**Work Order #...:**	KAE1R1AM	**Matrix.....:**	WATER
Date Sampled...:	10/31/07 13:35	**Date Received..:**	11/02/07 09:20	**MS Run #.....:**	7311210
Prep Date.....:	11/07/07	**Analysis Date..:**	11/22/07		
Prep Batch #...:	7311333	**Analysis Time..:**	11:38		
Dilution Factor:	0.96	**Initial Wgt/Vol:**	1040 mL	**Final Wgt/Vol..:**	1 mL
Analyst ID.....:	003200	**Instrument ID..:**	733		
		Method.....:	SW846 8270C		

PARAMETER	RESULT	REPORTING LIMIT	UNITS	MDL
Acenaphthene	ND	0.19	ug/L	0.050
Acenaphthylene	ND	0.19	ug/L	0.044
Acetophenone	ND	0.96	ug/L	0.044
Anthracene	ND	0.19	ug/L	0.049
Atrazine	ND	0.96	ug/L	0.037
Benzo(a)anthracene	**0.095 J**	**0.19**	**ug/L**	**0.039**
Benzo(a)pyrene	**0.15 J**	**0.19**	**ug/L**	**0.042**
Benzo(b)fluoranthene	**0.11 J**	**0.19**	**ug/L**	**0.030**
Benzo(ghi)perylene	**0.26**	**0.19**	**ug/L**	**0.026**
Benzo(k)fluoranthene	**0.20**	**0.19**	**ug/L**	**0.038**
Benzaldehyde	ND	0.96	ug/L	0.052
1,1'-Biphenyl	ND	0.96	ug/L	0.058
bis(2-Chloroethoxy) methane	ND	0.96	ug/L	0.12
bis(2-Chloroethyl)-ether	ND	0.19	ug/L	0.044
bis(2-Ethylhexyl) phthalate	ND	0.96	ug/L	0.11
4-Bromophenyl phenyl ether	ND	0.96	ug/L	0.048
Butyl benzyl phthalate	ND	0.96	ug/L	0.13
Caprolactam	ND	0.96	ug/L	0.18
Carbazole	ND	0.19	ug/L	0.050
4-Chloroaniline	ND	0.96	ug/L	0.044
4-Chloro-3-methylphenol	ND	0.96	ug/L	0.057
2-Chloronaphthalene	ND	0.19	ug/L	0.042
2-Chlorophenol	ND	0.96	ug/L	0.044
4-Chlorophenyl phenyl ether	ND	0.96	ug/L	0.041
Chrysene	**0.16 J**	**0.19**	**ug/L**	**0.034**
Dibenz(a,h)anthracene	**0.27**	**0.19**	**ug/L**	**0.033**
Dibenzofuran	ND	0.96	ug/L	0.051
3,3'-Dichlorobenzidine	ND	0.96	ug/L	0.039
2,4-Dichlorophenol	ND	0.19	ug/L	0.047
Diethyl phthalate	ND	0.96	ug/L	0.23
2,4-Dimethylphenol	ND	0.96	ug/L	0.050
Dimethyl phthalate	ND	0.96	ug/L	0.041

(Continued on next page)

Tetra Tech NUS, Inc

Client Sample ID: FMC 22

GC/MS Semivolatiles

Lot-Sample #...: C7K020216-010 Work Order #...: KAE1R1AM Matrix.....: WATER

PARAMETER	RESULT	REPORTING LIMIT	UNITS	MDL
Di-n-butyl phthalate	ND	0.96	ug/L	0.045
4,6-Dinitro-2-methylphenol	ND	4.8	ug/L	1.4
2,4-Dinitrophenol	ND	4.8	ug/L	1.2
2,4-Dinitrotoluene	ND	0.96	ug/L	0.043
2,6-Dinitrotoluene	ND	0.96	ug/L	0.049
Di-n-octyl phthalate	ND	0.96	ug/L	0.041
Fluoranthene	ND	0.19	ug/L	0.048
Fluorene	ND	0.19	ug/L	0.052
Hexachlorobenzene	ND	0.19	ug/L	0.042
Hexachlorobutadiene	ND	0.19	ug/L	0.036
Hexachlorocyclopentadiene	ND	0.96	ug/L	0.077
Hexachloroethane	ND	0.96	ug/L	0.042
Indeno(1,2,3-cd)pyrene	**0.22**	**0.19**	**ug/L**	**0.046**
Isophorone	ND	0.96	ug/L	0.045
2-Methylnaphthalene	ND	0.19	ug/L	0.045
2-Methylphenol	ND	0.96	ug/L	0.049
4-Methylphenol	ND	0.96	ug/L	0.071
Naphthalene	ND	0.19	ug/L	0.041
2-Nitroaniline	ND	4.8	ug/L	0.046
3-Nitroaniline	ND	4.8	ug/L	0.039
4-Nitroaniline	ND	4.8	ug/L	0.024
Nitrobenzene	ND	0.19	ug/L	0.061
2-Nitrophenol	ND	0.96	ug/L	0.052
4-Nitrophenol	ND	4.8	ug/L	0.067
N-Nitrosodi-n-propylamine	ND	0.19	ug/L	0.057
N-Nitrosodiphenylamine	ND	0.19	ug/L	0.047
2,2'-oxybis(1-Chloropropane)	ND	0.19	ug/L	0.025
Pentachlorophenol	ND	0.96	ug/L	0.080
Phenanthrene	ND	0.19	ug/L	0.053
Phenol	ND	0.19	ug/L	0.021
Pyrene	ND	0.19	ug/L	0.054
2,4,5-Trichlorophenol	ND	0.96	ug/L	0.060
2,4,6-Trichlorophenol	ND	0.96	ug/L	0.055

(Continued on next page)

Tetra Tech NUS, Inc

Client Sample ID: FMC 22

GC/MS Semivolatiles

Lot-Sample #...: C7K020216-010 Work Order #...: KAE1R1AM Matrix.....: WATER

SURROGATE	PERCENT RECOVERY	RECOVERY LIMITS
Nitrobenzene-d5	60	(23 - 112)
Terphenyl-d14	39	(10 - 132)
2-Fluorobiphenyl	53	(19 - 107)
2-Fluorophenol	50	(10 - 111)
Phenol-d5	54	(15 - 112)
2,4,6-Tribromophenol	59	(16 - 122)

NOTE(S):

J Estimated result. Result is less than RL.

Tetra Tech NUS, Inc

Client Sample ID: FMC 3

GC/MS Semivolatiles

Lot-Sample #...:	C7K020216-011	**Work Order #...:**	KAE101AM	**Matrix.....:**	WATER
Date Sampled...:	10/31/07 14:25	**Date Received..:**	11/02/07 09:20	**MS Run #.....:**	7311210
Prep Date.....:	11/07/07	**Analysis Date..:**	11/22/07		
Prep Batch #...:	7311333	**Analysis Time..:**	12:07		
Dilution Factor:	0.98	**Initial Wgt/Vol:**	1020 mL	**Final Wgt/Vol..:**	1 mL
Analyst ID.....:	003200	**Instrument ID..:**	733		
		Method.....:	SW846 8270C		

PARAMETER	RESULT	REPORTING LIMIT	UNITS	MDL
Acenaphthene	ND	0.20	ug/L	0.051
Acenaphthylene	ND	0.20	ug/L	0.045
Acetophenone	ND	0.98	ug/L	0.045
Anthracene	ND	0.20	ug/L	0.050
Atrazine	ND	0.98	ug/L	0.038
Benzo(a)anthracene	ND	0.20	ug/L	0.040
Benzo(a)pyrene	ND	0.20	ug/L	0.043
Benzo(b)fluoranthene	ND	0.20	ug/L	0.031
Benzo(ghi)perylene	ND	0.20	ug/L	0.027
Benzo(k)fluoranthene	ND	0.20	ug/L	0.039
Benzaldehyde	ND	0.98	ug/L	0.053
1,1'-Biphenyl	ND	0.98	ug/L	0.059
bis(2-Chloroethoxy) methane	ND	0.98	ug/L	0.12
bis(2-Chloroethyl)-ether	ND	0.20	ug/L	0.045
bis(2-Ethylhexyl) phthalate	**0.23 J**	**0.98**	**ug/L**	**0.12**
4-Bromophenyl phenyl ether	ND	0.98	ug/L	0.049
Butyl benzyl phthalate	ND	0.98	ug/L	0.14
Caprolactam	ND	0.98	ug/L	0.18
Carbazole	ND	0.20	ug/L	0.051
4-Chloroaniline	ND	0.98	ug/L	0.045
4-Chloro-3-methylphenol	ND	0.98	ug/L	0.058
2-Chloronaphthalene	ND	0.20	ug/L	0.043
2-Chlorophenol	ND	0.98	ug/L	0.044
4-Chlorophenyl phenyl ether	ND	0.98	ug/L	0.042
Chrysene	ND	0.20	ug/L	0.035
Dibenz(a,h)anthracene	ND	0.20	ug/L	0.034
Dibenzofuran	ND	0.98	ug/L	0.052
3,3'-Dichlorobenzidine	ND	0.98	ug/L	0.040
2,4-Dichlorophenol	ND	0.20	ug/L	0.048
Diethyl phthalate	ND	0.98	ug/L	0.24
2,4-Dimethylphenol	ND	0.98	ug/L	0.051
Dimethyl phthalate	ND	0.98	ug/L	0.041

(Continued on next page)

Tetra Tech NUS, Inc

Client Sample ID: FMC 3

GC/MS Semivolatiles

Lot-Sample #...: C7K020216-011 **Work Order #...:** KAE101AM **Matrix.....:** WATER

PARAMETER	RESULT	REPORTING LIMIT	UNITS	MDL
Di-n-butyl phthalate	ND	0.98	ug/L	0.045
4,6-Dinitro-2-methylphenol	ND	4.9	ug/L	1.4
2,4-Dinitrophenol	ND	4.9	ug/L	1.3
2,4-Dinitrotoluene	ND	0.98	ug/L	0.044
2,6-Dinitrotoluene	ND	0.98	ug/L	0.050
Di-n-octyl phthalate	ND	0.98	ug/L	0.042
Fluoranthene	ND	0.20	ug/L	0.048
Fluorene	ND	0.20	ug/L	0.053
Hexachlorobenzene	ND	0.20	ug/L	0.043
Hexachlorobutadiene	ND	0.20	ug/L	0.037
Hexachlorocyclopentadiene	ND	0.98	ug/L	0.078
Hexachloroethane	ND	0.98	ug/L	0.043
Indeno(1,2,3-cd)pyrene	ND	0.20	ug/L	0.047
Isophorone	ND	0.98	ug/L	0.046
2-Methylnaphthalene	ND	0.20	ug/L	0.046
2-Methylphenol	ND	0.98	ug/L	0.050
4-Methylphenol	ND	0.98	ug/L	0.072
Naphthalene	ND	0.20	ug/L	0.042
2-Nitroaniline	ND	4.9	ug/L	0.047
3-Nitroaniline	ND	4.9	ug/L	0.039
4-Nitroaniline	ND	4.9	ug/L	0.025
Nitrobenzene	ND	0.20	ug/L	0.063
2-Nitrophenol	ND	0.98	ug/L	0.053
4-Nitrophenol	ND	4.9	ug/L	0.069
N-Nitrosodi-n-propylamine	ND	0.20	ug/L	0.058
N-Nitrosodiphenylamine	ND	0.20	ug/L	0.048
2,2'-oxybis(1-Chloropropane)	ND	0.20	ug/L	0.025
Pentachlorophenol	ND	0.98	ug/L	0.081
Phenanthrene	**0.069 J**	**0.20**	**ug/L**	**0.054**
Phenol	ND	0.20	ug/L	0.022
Pyrene	ND	0.20	ug/L	0.055
2,4,5-Trichlorophenol	ND	0.98	ug/L	0.061
2,4,6-Trichlorophenol	ND	0.98	ug/L	0.056

(Continued on next page)

Tetra Tech NUS, Inc

Client Sample ID: FMC 3

GC/MS Semivolatiles

Lot-Sample #...: C7K020216-011 **Work Order #...:** KAE101AM **Matrix.....:** WATER

SURROGATE	PERCENT RECOVERY	RECOVERY LIMITS
Nitrobenzene-d5	66	(23 - 112)
Terphenyl-d14	43	(10 - 132)
2-Fluorobiphenyl	60	(19 - 107)
2-Fluorophenol	54	(10 - 111)
Phenol-d5	60	(15 - 112)
2,4,6-Tribromophenol	69	(16 - 122)

NOTE(S):

J Estimated result. Result is less than RL.

Tetra Tech NUS, Inc

Client Sample ID: FMC 5

GC/MS Semivolatiles

Lot-Sample #...:	C7K020216-012	**Work Order #...:**	KAE151AM	**Matrix.....:**	WATER
Date Sampled...:	10/31/07 15:10	**Date Received..:**	11/02/07 09:20	**MS Run #.....:**	7311210
Prep Date.....:	11/07/07	**Analysis Date..:**	11/22/07		
Prep Batch #...:	7311333	**Analysis Time..:**	12:35		
Dilution Factor:	0.96	**Initial Wgt/Vol:**	1040 mL	**Final Wgt/Vol..:**	1 mL
Analyst ID.....:	003200	**Instrument ID..:**	733		
		Method.....:	SW846 8270C		

PARAMETER	RESULT	REPORTING LIMIT	UNITS	MDL
Acenaphthene	ND	0.19	ug/L	0.050
Acenaphthylene	ND	0.19	ug/L	0.044
Acetophenone	ND	0.96	ug/L	0.044
Anthracene	ND	0.19	ug/L	0.049
Atrazine	ND	0.96	ug/L	0.037
Benzo(a)anthracene	ND	0.19	ug/L	0.039
Benzo(a)pyrene	ND	0.19	ug/L	0.042
Benzo(b)fluoranthene	ND	0.19	ug/L	0.030
Benzo(ghi)perylene	ND	0.19	ug/L	0.026
Benzo(k)fluoranthene	ND	0.19	ug/L	0.038
Benzaldehyde	ND	0.96	ug/L	0.052
1,1'-Biphenyl	ND	0.96	ug/L	0.058
bis(2-Chloroethoxy) methane	ND	0.96	ug/L	0.12
bis(2-Chloroethyl)-ether	ND	0.19	ug/L	0.044
bis(2-Ethylhexyl) phthalate	ND	0.96	ug/L	0.11
4-Bromophenyl phenyl ether	ND	0.96	ug/L	0.048
Butyl benzyl phthalate	ND	0.96	ug/L	0.13
Caprolactam	ND	0.96	ug/L	0.18
Carbazole	ND	0.19	ug/L	0.050
4-Chloroaniline	ND	0.96	ug/L	0.044
4-Chloro-3-methylphenol	ND	0.96	ug/L	0.057
2-Chloronaphthalene	ND	0.19	ug/L	0.042
2-Chlorophenol	ND	0.96	ug/L	0.044
4-Chlorophenyl phenyl ether	ND	0.96	ug/L	0.041
Chrysene	ND	0.19	ug/L	0.034
Dibenz(a,h)anthracene	ND	0.19	ug/L	0.033
Dibenzofuran	ND	0.96	ug/L	0.051
3,3'-Dichlorobenzidine	ND	0.96	ug/L	0.039
2,4-Dichlorophenol	ND	0.19	ug/L	0.047
Diethyl phthalate	ND	0.96	ug/L	0.23
2,4-Dimethylphenol	ND	0.96	ug/L	0.050
Dimethyl phthalate	ND	0.96	ug/L	0.041

(Continued on next page)

Tetra Tech NUS, Inc

Client Sample ID: FMC 5

GC/MS Semivolatiles

Lot-Sample #...: C7K020216-012 **Work Order #...:** KAE151AM **Matrix.....:** WATER

PARAMETER	RESULT	REPORTING LIMIT	UNITS	MDL
Di-n-butyl phthalate	ND	0.96	ug/L	0.045
4,6-Dinitro-2-methylphenol	ND	4.8	ug/L	1.4
2,4-Dinitrophenol	ND	4.8	ug/L	1.2
2,4-Dinitrotoluene	ND	0.96	ug/L	0.043
2,6-Dinitrotoluene	ND	0.96	ug/L	0.049
Di-n-octyl phthalate	ND	0.96	ug/L	0.041
Fluoranthene	ND	0.19	ug/L	0.048
Fluorene	ND	0.19	ug/L	0.052
Hexachlorobenzene	ND	0.19	ug/L	0.042
Hexachlorobutadiene	ND	0.19	ug/L	0.036
Hexachlorocyclopentadiene	ND	0.96	ug/L	0.077
Hexachloroethane	ND	0.96	ug/L	0.042
Indeno(1,2,3-cd)pyrene	ND	0.19	ug/L	0.046
Isophorone	ND	0.96	ug/L	0.045
2-Methylnaphthalene	ND	0.19	ug/L	0.045
2-Methylphenol	ND	0.96	ug/L	0.049
4-Methylphenol	ND	0.96	ug/L	0.071
Naphthalene	ND	0.19	ug/L	0.041
2-Nitroaniline	ND	4.8	ug/L	0.046
3-Nitroaniline	ND	4.8	ug/L	0.039
4-Nitroaniline	ND	4.8	ug/L	0.024
Nitrobenzene	ND	0.19	ug/L	0.061
2-Nitrophenol	ND	0.96	ug/L	0.052
4-Nitrophenol	ND	4.8	ug/L	0.067
N-Nitrosodi-n-propylamine	ND	0.19	ug/L	0.057
N-Nitrosodiphenylamine	ND	0.19	ug/L	0.047
2,2'-oxybis(1-Chloropropane)	ND	0.19	ug/L	0.025
Pentachlorophenol	ND	0.96	ug/L	0.080
Phenanthrene	**0.088 J**	**0.19**	**ug/L**	**0.053**
Phenol	ND	0.19	ug/L	0.021
Pyrene	ND	0.19	ug/L	0.054
2,4,5-Trichlorophenol	ND	0.96	ug/L	0.060
2,4,6-Trichlorophenol	ND	0.96	ug/L	0.055

(Continued on next page)

Tetra Tech NUS, Inc

Client Sample ID: FMC 5

GC/MS Semivolatiles

Lot-Sample #...: C7K020216-012 **Work Order #...:** KAE151AM **Matrix.....:** WATER

SURROGATE	PERCENT RECOVERY	RECOVERY LIMITS
Nitrobenzene-d5	74	(23 - 112)
Terphenyl-d14	47	(10 - 132)
2-Fluorobiphenyl	68	(19 - 107)
2-Fluorophenol	63	(10 - 111)
Phenol-d5	69	(15 - 112)
2,4,6-Tribromophenol	77	(16 - 122)

NOTE(S):

J Estimated result. Result is less than RL.

Tetra Tech NUS, Inc

Client Sample ID: FMC 7

GC/MS Semivolatiles

Lot-Sample #...:	C7K020216-013	**Work Order #...:**	KAE191AM	**Matrix.....:**	WATER
Date Sampled...:	10/31/07 16:00	**Date Received..:**	11/02/07 09:20	**MS Run #.....:**	7311210
Prep Date.....:	11/07/07	**Analysis Date..:**	11/22/07		
Prep Batch #...:	7311333	**Analysis Time..:**	13:03		
Dilution Factor:	0.97	**Initial Wgt/Vol:**	1030 mL	**Final Wgt/Vol..:**	1 mL
Analyst ID.....:	003200	**Instrument ID..:**	733		
		Method.....:	SW846 8270C		

PARAMETER	RESULT	REPORTING LIMIT	UNITS	MDL
Acenaphthene	ND	0.19	ug/L	0.051
Acenaphthylene	ND	0.19	ug/L	0.045
Acetophenone	ND	0.97	ug/L	0.045
Anthracene	ND	0.19	ug/L	0.049
Atrazine	ND	0.97	ug/L	0.038
Benzo(a)anthracene	ND	0.19	ug/L	0.040
Benzo(a)pyrene	ND	0.19	ug/L	0.042
Benzo(b)fluoranthene	ND	0.19	ug/L	0.030
Benzo(ghi)perylene	ND	0.19	ug/L	0.027
Benzo(k)fluoranthene	ND	0.19	ug/L	0.038
Benzaldehyde	ND	0.97	ug/L	0.052
1,1'-Biphenyl	ND	0.97	ug/L	0.058
bis(2-Chloroethoxy) methane	ND	0.97	ug/L	0.12
bis(2-Chloroethyl)-ether	ND	0.19	ug/L	0.045
bis(2-Ethylhexyl) phthalate	ND	0.97	ug/L	0.12
4-Bromophenyl phenyl ether	ND	0.97	ug/L	0.048
Butyl benzyl phthalate	ND	0.97	ug/L	0.13
Caprolactam	ND	0.97	ug/L	0.18
Carbazole	ND	0.19	ug/L	0.051
4-Chloroaniline	ND	0.97	ug/L	0.045
4-Chloro-3-methylphenol	ND	0.97	ug/L	0.057
2-Chloronaphthalene	ND	0.19	ug/L	0.043
2-Chlorophenol	ND	0.97	ug/L	0.044
4-Chlorophenyl phenyl ether	ND	0.97	ug/L	0.041
Chrysene	ND	0.19	ug/L	0.034
Dibenz(a,h)anthracene	ND	0.19	ug/L	0.034
Dibenzofuran	ND	0.97	ug/L	0.052
3,3'-Dichlorobenzidine	ND	0.97	ug/L	0.040
2,4-Dichlorophenol	ND	0.19	ug/L	0.047
Diethyl phthalate	ND	0.97	ug/L	0.24
2,4-Dimethylphenol	ND	0.97	ug/L	0.050
Dimethyl phthalate	ND	0.97	ug/L	0.041

(Continued on next page)

Tetra Tech NUS, Inc

Client Sample ID: FMC 7

GC/MS Semivolatiles

Lot-Sample #...: C7K020216-013 Work Order #...: KAE191AM Matrix.....: WATER

PARAMETER	RESULT	REPORTING LIMIT	UNITS	MDL
Di-n-butyl phthalate	ND	0.97	ug/L	0.045
4,6-Dinitro-2-methylphenol	ND	4.8	ug/L	1.4
2,4-Dinitrophenol	ND	4.8	ug/L	1.2
2,4-Dinitrotoluene	ND	0.97	ug/L	0.044
2,6-Dinitrotoluene	ND	0.97	ug/L	0.049
Di-n-octyl phthalate	ND	0.97	ug/L	0.041
Fluoranthene	ND	0.19	ug/L	0.048
Fluorene	ND	0.19	ug/L	0.053
Hexachlorobenzene	ND	0.19	ug/L	0.042
Hexachlorobutadiene	ND	0.19	ug/L	0.036
Hexachlorocyclopentadiene	ND	0.97	ug/L	0.078
Hexachloroethane	ND	0.97	ug/L	0.042
Indeno(1,2,3-cd)pyrene	ND	0.19	ug/L	0.046
Isophorone	ND	0.97	ug/L	0.046
2-Methylnaphthalene	ND	0.19	ug/L	0.045
2-Methylphenol	ND	0.97	ug/L	0.050
4-Methylphenol	ND	0.97	ug/L	0.071
Naphthalene	ND	0.19	ug/L	0.042
2-Nitroaniline	ND	4.8	ug/L	0.046
3-Nitroaniline	ND	4.8	ug/L	0.039
4-Nitroaniline	ND	4.8	ug/L	0.025
Nitrobenzene	ND	0.19	ug/L	0.062
2-Nitrophenol	ND	0.97	ug/L	0.052
4-Nitrophenol	ND	4.8	ug/L	0.068
N-Nitrosodi-n-propylamine	ND	0.19	ug/L	0.058
N-Nitrosodiphenylamine	ND	0.19	ug/L	0.047
2,2'-oxybis(1-Chloropropane)	ND	0.19	ug/L	0.025
Pentachlorophenol	ND	0.97	ug/L	0.081
Phenanthrene	ND	0.19	ug/L	0.053
Phenol	ND	0.19	ug/L	0.021
Pyrene	ND	0.19	ug/L	0.055
2,4,5-Trichlorophenol	ND	0.97	ug/L	0.061
2,4,6-Trichlorophenol	ND	0.97	ug/L	0.055

(Continued on next page)

Tetra Tech NUS, Inc

Client Sample ID: PMC 7

GC/MS Semivolatiles

Lot-Sample #...: C7K020216-013 **Work Order #...:** KAE191AM **Matrix.....:** WATER

SURROGATE	PERCENT RECOVERY	RECOVERY LIMITS
Nitrobenzene-d5	72	(23 - 112)
Terphenyl-d14	52	(10 - 132)
2-Fluorobiphenyl	62	(19 - 107)
2-Fluorophenol	58	(10 - 111)
Phenol-d5	64	(15 - 112)
2,4,6-Tribromophenol	74	(16 - 122)

Tetra Tech NUS, Inc

Client Sample ID: FMC 25

GC/MS Semivolatiles

Lot-Sample #...:	C7K020216-014	**Work Order #...:**	KAE2E1AM	**Matrix.....:**	WATER
Date Sampled...:	11/01/07 12:20	**Date Received..:**	11/02/07 09:20	**MS Run #.....:**	7311210
Prep Date.....:	11/07/07	**Analysis Date..:**	11/22/07		
Prep Batch #...:	7311333	**Analysis Time..:**	13:31		
Dilution Factor:	0.96	**Initial Wgt/Vol:**	1040 mL	**Final Wgt/Vol..:**	1 mL
Analyst ID.....:	003200	**Instrument ID..:**	733		
		Method.....:	SW846 8270C		

PARAMETER	RESULT	REPORTING LIMIT	UNITS	MDL
Acenaphthene	ND	0.19	ug/L	0.050
Acenaphthylene	ND	0.19	ug/L	0.044
Acetophenone	ND	0.96	ug/L	0.044
Anthracene	ND	0.19	ug/L	0.049
Atrazine	ND	0.96	ug/L	0.037
Benzo(a)anthracene	ND	0.19	ug/L	0.039
Benzo(a)pyrene	ND	0.19	ug/L	0.042
Benzo(b)fluoranthene	ND	0.19	ug/L	0.030
Benzo(ghi)perylene	ND	0.19	ug/L	0.026
Benzo(k)fluoranthene	ND	0.19	ug/L	0.038
Benzaldehyde	ND	0.96	ug/L	0.052
1,1'-Biphenyl	ND	0.96	ug/L	0.058
bis(2-Chloroethoxy) methane	ND	0.96	ug/L	0.12
bis(2-Chloroethyl)-ether	ND	0.19	ug/L	0.044
bis(2-Ethylhexyl) phthalate	ND	0.96	ug/L	0.11
4-Bromophenyl phenyl ether	ND	0.96	ug/L	0.048
Butyl benzyl phthalate	**0.15 J**	**0.96**	**ug/L**	**0.13**
Caprolactam	ND	0.96	ug/L	0.18
Carbazole	ND	0.19	ug/L	0.050
4-Chloroaniline	ND	0.96	ug/L	0.044
4-Chloro-3-methylphenol	ND	0.96	ug/L	0.057
2-Chloronaphthalene	ND	0.19	ug/L	0.042
2-Chlorophenol	ND	0.96	ug/L	0.044
4-Chlorophenyl phenyl ether	ND	0.96	ug/L	0.041
Chrysene	ND	0.19	ug/L	0.034
Dibenz(a,h)anthracene	ND	0.19	ug/L	0.033
Dibenzofuran	ND	0.96	ug/L	0.051
3,3'-Dichlorobenzidine	ND	0.96	ug/L	0.039
2,4-Dichlorophenol	ND	0.19	ug/L	0.047
Diethyl phthalate	**0.38 J**	**0.96**	**ug/L**	**0.23**
2,4-Dimethylphenol	ND	0.96	ug/L	0.050
Dimethyl phthalate	ND	0.96	ug/L	0.041

(Continued on next page)

Tetra Tech NUS, Inc

Client Sample ID: FMC 25

GC/MS Semivolatiles

Lot-Sample #...: C7K020216-014 Work Order #...: KAE2E1AM Matrix.....: WATER

PARAMETER	RESULT	REPORTING LIMIT	UNITS	MDL
Di-n-butyl phthalate	ND	0.96	ug/L	0.045
4,6-Dinitro-2-methylphenol	ND	4.8	ug/L	1.4
2,4-Dinitrophenol	ND	4.8	ug/L	1.2
2,4-Dinitrotoluene	ND	0.96	ug/L	0.043
2,6-Dinitrotoluene	ND	0.96	ug/L	0.049
Di-n-octyl phthalate	ND	0.96	ug/L	0.041
Fluoranthene	ND	0.19	ug/L	0.048
Fluorene	ND	0.19	ug/L	0.052
Hexachlorobenzene	ND	0.19	ug/L	0.042
Hexachlorobutadiene	ND	0.19	ug/L	0.036
Hexachlorocyclopentadiene	ND	0.96	ug/L	0.077
Hexachloroethane	ND	0.96	ug/L	0.042
Indeno(1,2,3-cd)pyrene	ND	0.19	ug/L	0.046
Isophorone	ND	0.96	ug/L	0.045
2-Methylnaphthalene	ND	0.19	ug/L	0.045
2-Methylphenol	ND	0.96	ug/L	0.049
4-Methylphenol	ND	0.96	ug/L	0.071
Naphthalene	ND	0.19	ug/L	0.041
2-Nitroaniline	ND	4.8	ug/L	0.046
3-Nitroaniline	ND	4.8	ug/L	0.039
4-Nitroaniline	ND	4.8	ug/L	0.024
Nitrobenzene	ND	0.19	ug/L	0.061
2-Nitrophenol	ND	0.96	ug/L	0.052
4-Nitrophenol	ND	4.8	ug/L	0.067
N-Nitrosodi-n-propylamine	ND	0.19	ug/L	0.057
N-Nitrosodiphenylamine	ND	0.19	ug/L	0.047
2,2'-oxybis(1-Chloropropane)	ND	0.19	ug/L	0.025
Pentachlorophenol	ND	0.96	ug/L	0.080
Phenanthrene	**0.078 J**	**0.19**	**ug/L**	**0.053**
Phenol	ND	0.19	ug/L	0.021
Pyrene	ND	0.19	ug/L	0.054
2,4,5-Trichlorophenol	ND	0.96	ug/L	0.060
2,4,6-Trichlorophenol	ND	0.96	ug/L	0.055

(Continued on next page)

Tetra Tech NUS, Inc

Client Sample ID: FMC 25

GC/MS Semivolatiles

Lot-Sample #...: C7K020216-014 **Work Order #...:** KAE2E1AM **Matrix.....:** WATER

SURROGATE	PERCENT RECOVERY	RECOVERY LIMITS
Nitrobenzene-d5	72	(23 - 112)
Terphenyl-d14	59	(10 - 132)
2-Fluorobiphenyl	61	(19 - 107)
2-Fluorophenol	58	(10 - 111)
Phenol-d5	65	(15 - 112)
2,4,6-Tribromophenol	78	(16 - 122)

NOTE(S):

J Estimated result. Result is less than RL.

Tetra Tech NUS, Inc

Client Sample ID: FMC 26

GC/MS Semivolatiles

Lot-Sample #...:	C7K020216-015	**Work Order #...:**	KAE2J1AM	**Matrix.....:**	WATER
Date Sampled...:	11/01/07 21:50	**Date Received..:**	11/02/07 09:20	**MS Run #.....:**	
Prep Date.....:	11/08/07	**Analysis Date..:**	11/27/07		
Prep Batch #...:	7312225	**Analysis Time..:**	04:55		
Dilution Factor:	0.96	**Initial Wgt/Vol:**	1040 mL	**Final Wgt/Vol..:**	1 mL
Analyst ID.....:	003200	**Instrument ID..:**	733		
		Method.....:	SW846 8270C		

PARAMETER	RESULT	REPORTING LIMIT	UNITS	MDL
Acenaphthene	ND	0.19	ug/L	0.050
Acenaphthylene	ND	0.19	ug/L	0.044
Acetophenone	ND	0.96	ug/L	0.044
Anthracene	ND	0.19	ug/L	0.049
Atrazine	ND	0.96	ug/L	0.037
Benzo(a)anthracene	ND	0.19	ug/L	0.039
Benzo(a)pyrene	ND	0.19	ug/L	0.042
Benzo(b)fluoranthene	ND	0.19	ug/L	0.030
Benzo(ghi)perylene	ND	0.19	ug/L	0.026
Benzo(k)fluoranthene	ND	0.19	ug/L	0.038
Benzaldehyde	ND	0.96	ug/L	0.052
1,1'-Biphenyl	ND	0.96	ug/L	0.058
bis(2-Chloroethoxy) methane	ND	0.96	ug/L	0.12
bis(2-Chloroethyl)-ether	ND	0.19	ug/L	0.044
bis(2-Ethylhexyl) phthalate	ND	0.96	ug/L	0.11
4-Bromophenyl phenyl ether	ND	0.96	ug/L	0.048
Butyl benzyl phthalate	ND	0.96	ug/L	0.13
Caprolactam	ND	0.96	ug/L	0.18
Carbazole	ND	0.19	ug/L	0.050
4-Chloroaniline	ND	0.96	ug/L	0.044
4-Chloro-3-methylphenol	ND	0.96	ug/L	0.057
2-Chloronaphthalene	ND	0.19	ug/L	0.042
2-Chlorophenol	ND	0.96	ug/L	0.044
4-Chlorophenyl phenyl ether	ND	0.96	ug/L	0.041
Chrysene	ND	0.19	ug/L	0.034
Dibenz(a,h)anthracene	ND	0.19	ug/L	0.033
Dibenzofuran	ND	0.96	ug/L	0.051
3,3'-Dichlorobenzidine	ND	0.96	ug/L	0.039
2,4-Dichlorophenol	ND	0.19	ug/L	0.047
Diethyl phthalate	ND	0.96	ug/L	0.23
2,4-Dimethylphenol	ND	0.96	ug/L	0.050
Dimethyl phthalate	ND	0.96	ug/L	0.041

(Continued on next page)

Tetra Tech NUS, Inc

Client Sample ID: FMC 26

GC/MS Semivolatiles

Lot-Sample #...: C7K020216-015 **Work Order #...:** KAE2J1AM **Matrix.....:** WATER

PARAMETER	RESULT	REPORTING LIMIT	UNITS	MDL
Di-n-butyl phthalate	ND	0.96	ug/L	0.045
4,6-Dinitro-2-methylphenol	ND	4.8	ug/L	1.4
2,4-Dinitrophenol	ND	4.8	ug/L	1.2
2,4-Dinitrotoluene	ND	0.96	ug/L	0.043
2,6-Dinitrotoluene	ND	0.96	ug/L	0.049
Di-n-octyl phthalate	ND	0.96	ug/L	0.041
Fluoranthene	ND	0.19	ug/L	0.048
Fluorene	ND	0.19	ug/L	0.052
Hexachlorobenzene	ND	0.19	ug/L	0.042
Hexachlorobutadiene	ND	0.19	ug/L	0.036
Hexachlorocyclopentadiene	ND	0.96	ug/L	0.077
Hexachloroethane	ND	0.96	ug/L	0.042
Indeno(1,2,3-cd)pyrene	ND	0.19	ug/L	0.046
Isophorone	ND	0.96	ug/L	0.045
2-Methylnaphthalene	ND	0.19	ug/L	0.045
2-Methylphenol	ND	0.96	ug/L	0.049
4-Methylphenol	ND	0.96	ug/L	0.071
Naphthalene	ND	0.19	ug/L	0.041
2-Nitroaniline	ND	4.8	ug/L	0.046
3-Nitroaniline	ND	4.8	ug/L	0.039
4-Nitroaniline	ND	4.8	ug/L	0.024
Nitrobenzene	ND	0.19	ug/L	0.061
2-Nitrophenol	ND	0.96	ug/L	0.052
4-Nitrophenol	ND	4.8	ug/L	0.067
N-Nitrosodi-n-propylamine	ND	0.19	ug/L	0.057
N-Nitrosodiphenylamine	ND	0.19	ug/L	0.047
2,2'-oxybis(1-Chloropropane)	ND	0.19	ug/L	0.025
Pentachlorophenol	ND	0.96	ug/L	0.080
Phenanthrene	ND	0.19	ug/L	0.053
Phenol	ND	0.19	ug/L	0.021
Pyrene	ND	0.19	ug/L	0.054
2,4,5-Trichlorophenol	ND	0.96	ug/L	0.060
2,4,6-Trichlorophenol	ND	0.96	ug/L	0.055

(Continued on next page)

Tetra Tech NUS, Inc

Client Sample ID: FMC 26

GC/MS Semivolatiles

Lot-Sample #...: C7K020216-015 **Work Order #...:** KAE2J1AM **Matrix.....:** WATER

SURROGATE	PERCENT RECOVERY	RECOVERY LIMITS
Nitrobenzene-d5	70	(23 - 112)
Terphenyl-d14	63	(10 - 132)
2-Fluorobiphenyl	68	(19 - 107)
2-Fluorophenol	69	(10 - 111)
Phenol-d5	75	(15 - 112)
2,4,6-Tribromophenol	72	(16 - 122)

PCB SUMMARY

Tetra Tech NUS, Inc

Client Sample ID: FMC 24

GC Semivolatiles

Lot-Sample #...: C7K020216-001	**Work Order #...:** KAEX31AA	**Matrix.....:** WATER
Date Sampled...: 10/30/07	**Date Received..:** 11/02/07	**MS Run #.....:**
Prep Date.....: 11/03/07	**Analysis Date..:** 11/16/07	
Prep Batch #...: 7307199	**Analysis Time..:** 15:39	
Dilution Factor: 1.01	**Initial Wgt/Vol:** 990 mL	**Final Wgt/Vol..:** 40 mL
Analyst ID.....: 402331	**Instrument ID..:** S/T	
	Method.....: SW846 8082	

PARAMETER	RESULT	REPORTING LIMIT	UNITS	MDL
Aroclor 1016	ND	0.40	ug/L	0.10
Aroclor 1221	ND	0.40	ug/L	0.10
Aroclor 1232	ND	0.40	ug/L	0.12
Aroclor 1242	ND	0.40	ug/L	0.075
Aroclor 1248	ND	0.40	ug/L	0.092
Aroclor 1254	ND	0.40	ug/L	0.092
Aroclor 1260	ND	0.40	ug/L	0.055

SURROGATE	PERCENT RECOVERY	RECOVERY LIMITS
Tetrachloro-m-xylene	90	(45 - 120)
Decachlorobiphenyl	82	(24 - 128)

Tetra Tech NUS, Inc

Client Sample ID: FMC 9

GC Semivolatiles

Lot-Sample #...: C7K020216-002	**Work Order #...:** KAE051AL	**Matrix.....:** WATER
Date Sampled...: 10/30/07	**Date Received..:** 11/02/07	**MS Run #.....:**
Prep Date.....: 11/03/07	**Analysis Date..:** 11/16/07	
Prep Batch #...: 7307199	**Analysis Time..:** 16:02	
Dilution Factor: 1.01	**Initial Wgt/Vol:** 990 mL	**Final Wgt/Vol..:** 40 mL
Analyst ID.....: 402331	**Instrument ID..:** S/T	
	Method.....: SW846 8082	

PARAMETER	RESULT	REPORTING LIMIT	UNITS	MDL
Aroclor 1016	ND	0.40	ug/L	0.10
Aroclor 1221	ND	0.40	ug/L	0.10
Aroclor 1232	ND	0.40	ug/L	0.12
Aroclor 1242	ND	0.40	ug/L	0.075
Aroclor 1248	ND	0.40	ug/L	0.092
Aroclor 1254	ND	0.40	ug/L	0.092
Aroclor 1260	ND	0.40	ug/L	0.055

SURROGATE	PERCENT RECOVERY	RECOVERY LIMITS
Tetrachloro-m-xylene	87	(45 - 120)
Decachlorobiphenyl	77	(24 - 128)

Tetra Tech NUS, Inc

Client Sample ID: FMC 10

GC Semivolatiles

Lot-Sample #...:	C7K020216-003	**Work Order #...:**	KAE071AL	**Matrix.....:**	WATER
Date Sampled...:	10/30/07	**Date Received..:**	11/02/07	**MS Run #.....:**	
Prep Date.....:	11/03/07	**Analysis Date..:**	11/16/07		
Prep Batch #...:	7307199	**Analysis Time..:**	16:25		
Dilution Factor:	1.05	**Initial Wgt/Vol:**	950 mL	**Final Wgt/Vol..:**	40 mL
Analyst ID.....:	402331	**Instrument ID..:**	S/T		
		Method.....:	SW846 8082		

PARAMETER	RESULT	REPORTING LIMIT	UNITS	MDL
Aroclor 1016	ND	0.42	ug/L	0.11
Aroclor 1221	ND	0.42	ug/L	0.10
Aroclor 1232	ND	0.42	ug/L	0.12
Aroclor 1242	ND	0.42	ug/L	0.078
Aroclor 1248	ND	0.42	ug/L	0.095
Aroclor 1254	ND	0.42	ug/L	0.096
Aroclor 1260	ND	0.42	ug/L	0.057

SURROGATE	PERCENT RECOVERY	RECOVERY LIMITS
Tetrachloro-m-xylene	89	(45 - 120)
Decachlorobiphenyl	82	(24 - 128)

Tetra Tech NUS, Inc

Client Sample ID: FMC 11

GC Semivolatiles

Lot-Sample #...:	C7K020216-004	**Work Order #...:**	KAE1A1AA	**Matrix.....:**	WATER
Date Sampled...:	10/30/07	**Date Received..:**	11/02/07	**MS Run #.....:**	
Prep Date.....:	11/03/07	**Analysis Date..:**	11/16/07		
Prep Batch #...:	7307199	**Analysis Time..:**	16:48		
Dilution Factor:	1.01	**Initial Wgt/Vol:**	990 mL	**Final Wgt/Vol..:**	40 mL
Analyst ID.....:	402331	**Instrument ID..:**	S/T		
		Method.....:	SW846 8082		

PARAMETER	RESULT	REPORTING LIMIT	UNITS	MDL
Aroclor 1016	ND	0.40	ug/L	0.10
Aroclor 1221	ND	0.40	ug/L	0.10
Aroclor 1232	ND	0.40	ug/L	0.12
Aroclor 1242	ND	0.40	ug/L	0.075
Aroclor 1248	ND	0.40	ug/L	0.092
Aroclor 1254	ND	0.40	ug/L	0.092
Aroclor 1260	ND	0.40	ug/L	0.055

SURROGATE	PERCENT RECOVERY	RECOVERY LIMITS
Tetrachloro-m-xylene	83	(45 - 120)
Decachlorobiphenyl	78	(24 - 128)

Tetra Tech NUS, Inc

Client Sample ID: FMC 12

GC Semivolatiles

Lot-Sample #...:	C7K020216-005	**Work Order #...:**	KAE1D1AL	**Matrix.....:**	WATER
Date Sampled...:	10/30/07	**Date Received..:**	11/02/07	**MS Run #.....:**	
Prep Date.....:	11/03/07	**Analysis Date..:**	11/16/07		
Prep Batch #...:	7307199	**Analysis Time..:**	17:11		
Dilution Factor:	0.97	**Initial Wgt/Vol:**	1030 mL	**Final Wgt/Vol..:**	40 mL
Analyst ID.....:	402331	**Instrument ID..:**	S/T		
		Method.....:	SW846 8082		

PARAMETER	RESULT	REPORTING LIMIT	UNITS	MDL
Aroclor 1016	ND	0.39	ug/L	0.098
Aroclor 1221	ND	0.39	ug/L	0.097
Aroclor 1232	ND	0.39	ug/L	0.11
Aroclor 1242	ND	0.39	ug/L	0.072
Aroclor 1248	ND	0.39	ug/L	0.088
Aroclor 1254	ND	0.39	ug/L	0.089
Aroclor 1260	ND	0.39	ug/L	0.053

SURROGATE	PERCENT RECOVERY	RECOVERY LIMITS
Tetrachloro-m-xylene	88	(45 - 120)
Decachlorobiphenyl	81	(24 - 128)

Tetra Tech NUS, Inc

Client Sample ID: FMC 13

GC Semivolatiles

Lot-Sample #...:	C7K020216-006	**Work Order #...:**	KAE1F1AL	**Matrix.....:**	WATER
Date Sampled...:	10/30/07	**Date Received..:**	11/02/07	**MS Run #.....:**	
Prep Date.....:	11/03/07	**Analysis Date..:**	11/16/07		
Prep Batch #...:	7307199	**Analysis Time..:**	17:34		
Dilution Factor:	0.96	**Initial Wgt/Vol:**	1040 mL	**Final Wgt/Vol..:**	40 mL
Analyst ID.....:	402331	**Instrument ID..:**	S/T		
		Method.....:	SW846 8082		

PARAMETER	RESULT	REPORTING LIMIT	UNITS	MDL
Aroclor 1016	ND	0.38	ug/L	0.097
Aroclor 1221	ND	0.38	ug/L	0.096
Aroclor 1232	ND	0.38	ug/L	0.11
Aroclor 1242	ND	0.38	ug/L	0.071
Aroclor 1248	ND	0.38	ug/L	0.087
Aroclor 1254	ND	0.38	ug/L	0.088
Aroclor 1260	ND	0.38	ug/L	0.052

SURROGATE	PERCENT RECOVERY	RECOVERY LIMITS
Tetrachloro-m-xylene	89	(45 - 120)
Decachlorobiphenyl	83	(24 - 128)

Tetra Tech NUS, Inc

Client Sample ID: FMC 16

GC Semivolatiles

Lot-Sample #...:	C7K020216-007	**Work Order #...:**	KAE1J1AL	**Matrix.....:**	WATER
Date Sampled...:	10/31/07	**Date Received..:**	11/02/07	**MS Run #.....:**	
Prep Date.....:	11/03/07	**Analysis Date..:**	11/16/07		
Prep Batch #...:	7307199	**Analysis Time..:**	17:57		
Dilution Factor:	1.03	**Initial Wgt/Vol:**	970 mL	**Final Wgt/Vol..:**	40 mL
Analyst ID.....:	402331	**Instrument ID..:**	S/T		
		Method.....:	SW846 8082		

PARAMETER	RESULT	REPORTING LIMIT	UNITS	MDL
Aroclor 1016	ND	0.41	ug/L	0.10
Aroclor 1221	ND	0.41	ug/L	0.10
Aroclor 1232	ND	0.41	ug/L	0.12
Aroclor 1242	ND	0.41	ug/L	0.077
Aroclor 1248	ND	0.41	ug/L	0.094
Aroclor 1254	ND	0.41	ug/L	0.094
Aroclor 1260	ND	0.41	ug/L	0.056

SURROGATE	PERCENT RECOVERY	RECOVERY LIMITS
Tetrachloro-m-xylene	91	(45 - 120)
Decachlorobiphenyl	83	(24 - 128)

Tetra Tech NUS, Inc

Client Sample ID: FMC 18

GC Semivolatiles

Lot-Sample #...:	C7K020216-008	**Work Order #...:**	KAE1K1AL	**Matrix.....:**	WATER
Date Sampled...:	10/31/07	**Date Received..:**	11/02/07	**MS Run #.....:**	
Prep Date.....:	11/03/07	**Analysis Date..:**	11/16/07		
Prep Batch #...:	7307199	**Analysis Time..:**	18:20		
Dilution Factor:	1.02	**Initial Wgt/Vol:**	980 mL	**Final Wgt/Vol..:**	40 mL
Analyst ID.....:	402331	**Instrument ID..:**	S/T		
		Method.....:	SW846 8082		

PARAMETER	RESULT	REPORTING LIMIT	UNITS	MDL
Aroclor 1016	ND	0.41	ug/L	0.10
Aroclor 1221	ND	0.41	ug/L	0.10
Aroclor 1232	ND	0.41	ug/L	0.12
Aroclor 1242	ND	0.41	ug/L	0.076
Aroclor 1248	ND	0.41	ug/L	0.093
Aroclor 1254	ND	0.41	ug/L	0.093
Aroclor 1260	ND	0.41	ug/L	0.055

SURROGATE	PERCENT RECOVERY	RECOVERY LIMITS
Tetrachloro-m-xylene	95	(45 - 120)
Decachlorobiphenyl	85	(24 - 128)

Tetra Tech NUS, Inc

Client Sample ID: FMC 20

GC Semivolatiles

Lot-Sample #...:	C7K020216-009	**Work Order #...:**	KAE1P1AL	**Matrix.....:**	WATER
Date Sampled...:	10/31/07	**Date Received..:**	11/02/07	**MS Run #.....:**	
Prep Date.....:	11/03/07	**Analysis Date..:**	11/16/07		
Prep Batch #...:	7307199	**Analysis Time..:**	18:43		
Dilution Factor:	0.97	**Initial Wgt/Vol:**	1030 mL	**Final Wgt/Vol..:**	40 mL
Analyst ID.....:	402331	**Instrument ID..:**	S/T		
		Method.....:	SW846 8082		

PARAMETER	RESULT	REPORTING LIMIT	UNITS	MDL
Aroclor 1016	ND	0.39	ug/L	0.098
Aroclor 1221	ND	0.39	ug/L	0.097
Aroclor 1232	ND	0.39	ug/L	0.11
Aroclor 1242	ND	0.39	ug/L	0.072
Aroclor 1248	ND	0.39	ug/L	0.088
Aroclor 1254	ND	0.39	ug/L	0.089
Aroclor 1260	ND	0.39	ug/L	0.053

SURROGATE	PERCENT RECOVERY	RECOVERY LIMITS
Tetrachloro-m-xylene	89	(45 - 120)
Decachlorobiphenyl	82	(24 - 128)

Tetra Tech NUS, Inc

Client Sample ID: FMC 22

GC Semivolatiles

Lot-Sample #...:	C7K020216-010	**Work Order #...:**	KAE1R1AL	**Matrix.....:**	WATER
Date Sampled...:	10/31/07	**Date Received..:**	11/02/07	**MS Run #.....:**	
Prep Date.....:	11/03/07	**Analysis Date..:**	11/16/07		
Prep Batch #...:	7307199	**Analysis Time..:**	19:06		
Dilution Factor:	0.95	**Initial Wgt/Vol:**	1050 mL	**Final Wgt/Vol..:**	40 mL
Analyst ID.....:	402331	**Instrument ID..:**	S/T		
		Method.....:	SW846 8082		

PARAMETER	RESULT	REPORTING LIMIT	UNITS	MDL
Aroclor 1016	ND	0.38	ug/L	0.096
Aroclor 1221	ND	0.38	ug/L	0.095
Aroclor 1232	ND	0.38	ug/L	0.11
Aroclor 1242	ND	0.38	ug/L	0.071
Aroclor 1248	ND	0.38	ug/L	0.086
Aroclor 1254	ND	0.38	ug/L	0.087
Aroclor 1260	ND	0.38	ug/L	0.051

SURROGATE	PERCENT RECOVERY	RECOVERY LIMITS
Tetrachloro-m-xylene	92	(45 - 120)
Decachlorobiphenyl	79	(24 - 128)

Tetra Tech NUS, Inc

Client Sample ID: FMC 3

GC Semivolatiles

Lot-Sample #...:	C7K020216-011	**Work Order #...:**	KAE101AL	**Matrix.....:**	WATER
Date Sampled...:	10/31/07	**Date Received..:**	11/02/07	**MS Run #.....:**	
Prep Date.....:	11/03/07	**Analysis Date..:**	11/16/07		
Prep Batch #...:	7307199	**Analysis Time..:**	19:29		
Dilution Factor:	0.95	**Initial Wgt/Vol:**	1050 mL	**Final Wgt/Vol..:**	40 mL
Analyst ID.....:	402331	**Instrument ID..:**	S/T		
		Method.....:	SW846 8082		

PARAMETER	RESULT	REPORTING LIMIT	UNITS	MDL
Aroclor 1016	ND	0.38	ug/L	0.096
Aroclor 1221	ND	0.38	ug/L	0.095
Aroclor 1232	ND	0.38	ug/L	0.11
Aroclor 1242	ND	0.38	ug/L	0.071
Aroclor 1248	ND	0.38	ug/L	0.086
Aroclor 1254	ND	0.38	ug/L	0.087
Aroclor 1260	ND	0.38	ug/L	0.051

SURROGATE	PERCENT RECOVERY	RECOVERY LIMITS
Tetrachloro-m-xylene	89	(45 - 120)
Decachlorobiphenyl	83	(24 - 128)

Tetra Tech NUS, Inc

Client Sample ID: FMC 5

GC Semivolatiles

Lot-Sample #...: C7K020216-012	**Work Order #...:** KAE151AL	**Matrix.....:** WATER
Date Sampled...: 10/31/07	**Date Received..:** 11/02/07	**MS Run #.....:**
Prep Date.....: 11/03/07	**Analysis Date..:** 11/16/07	
Prep Batch #...: 7307199	**Analysis Time..:** 19:52	
Dilution Factor: 0.95	**Initial Wgt/Vol:** 1050 mL	**Final Wgt/Vol..:** 40 mL
Analyst ID.....: 402331	**Instrument ID..:** S/T	
	Method.....: SW846 8082	

PARAMETER	RESULT	REPORTING LIMIT	UNITS	MDL
Aroclor 1016	ND	0.38	ug/L	0.096
Aroclor 1221	ND	0.38	ug/L	0.095
Aroclor 1232	ND	0.38	ug/L	0.11
Aroclor 1242	ND	0.38	ug/L	0.071
Aroclor 1248	ND	0.38	ug/L	0.086
Aroclor 1254	ND	0.38	ug/L	0.087
Aroclor 1260	ND	0.38	ug/L	0.051

SURROGATE	PERCENT RECOVERY	RECOVERY LIMITS
Tetrachloro-m-xylene	85	(45 - 120)
Decachlorobiphenyl	77	(24 - 128)

Tetra Tech NUS, Inc

Client Sample ID: FMC 7

GC Semivolatiles

Lot-Sample #...:	C7K020216-013	**Work Order #...:**	KAE191AL	**Matrix.....:**	WATER
Date Sampled...:	10/31/07	**Date Received..:**	11/02/07	**MS Run #.....:**	
Prep Date.....:	11/03/07	**Analysis Date..:**	11/16/07		
Prep Batch #...:	7307199	**Analysis Time..:**	20:15		
Dilution Factor:	0.96	**Initial Wgt/Vol:**	1040 mL	**Final Wgt/Vol..:**	40 mL
Analyst ID.....:	402331	**Instrument ID..:**	S/T		
		Method.....:	SW846 8082		

PARAMETER	RESULT	REPORTING LIMIT	UNITS	MDL
Aroclor 1016	ND	0.38	ug/L	0.097
Aroclor 1221	ND	0.38	ug/L	0.096
Aroclor 1232	ND	0.38	ug/L	0.11
Aroclor 1242	ND	0.38	ug/L	0.071
Aroclor 1248	ND	0.38	ug/L	0.087
Aroclor 1254	ND	0.38	ug/L	0.088
Aroclor 1260	ND	0.38	ug/L	0.052

SURROGATE	PERCENT RECOVERY	RECOVERY LIMITS
Tetrachloro-m-xylene	86	(45 - 120)
Decachlorobiphenyl	76	(24 - 128)

Tetra Tech NUS, Inc

Client Sample ID: FMC 25

GC Semivolatiles

Lot-Sample #...:	C7K020216-014	**Work Order #...:**	KAE2E1AL	**Matrix.....:**	WATER
Date Sampled...:	11/01/07	**Date Received..:**	11/02/07	**MS Run #.....:**	
Prep Date.....:	11/03/07	**Analysis Date..:**	11/16/07		
Prep Batch #...:	7307199	**Analysis Time..:**	20:38		
Dilution Factor:	0.95	**Initial Wgt/Vol:**	1050 mL	**Final Wgt/Vol..:**	40 mL
Analyst ID.....:	402331	**Instrument ID..:**	S/T		
		Method.....:	SW846 8082		

PARAMETER	RESULT	REPORTING LIMIT	UNITS	MDL
Aroclor 1016	ND	0.38	ug/L	0.096
Aroclor 1221	ND	0.38	ug/L	0.095
Aroclor 1232	ND	0.38	ug/L	0.11
Aroclor 1242	ND	0.38	ug/L	0.071
Aroclor 1248	ND	0.38	ug/L	0.086
Aroclor 1254	ND	0.38	ug/L	0.087
Aroclor 1260	ND	0.38	ug/L	0.051

SURROGATE	PERCENT RECOVERY	RECOVERY LIMITS
Tetrachloro-m-xylene	89	(45 - 120)
Decachlorobiphenyl	88	(24 - 128)

Tetra Tech NUS, Inc

Client Sample ID: FMC 26

GC Semivolatiles

Lot-Sample #...:	C7K020216-015	**Work Order #...:**	KAE2J1AL	**Matrix.....:**	WATER
Date Sampled...:	11/01/07	**Date Received..:**	11/02/07	**MS Run #.....:**	
Prep Date.....:	11/03/07	**Analysis Date..:**	11/19/07		
Prep Batch #...:	7307199	**Analysis Time..:**	17:07		
Dilution Factor:	0.96	**Initial Wgt/Vol:**	1040 mL	**Final Wgt/Vol..:**	40 mL
Analyst ID.....:	402331	**Instrument ID..:**	S/T		
		Method.....:	SW846 8082		

PARAMETER	RESULT	REPORTING LIMIT	UNITS	MDL
Aroclor 1016	ND	0.38	ug/L	0.097
Aroclor 1221	ND	0.38	ug/L	0.096
Aroclor 1232	ND	0.38	ug/L	0.11
Aroclor 1242	ND	0.38	ug/L	0.071
Aroclor 1248	ND	0.38	ug/L	0.087
Aroclor 1254	**0.42**	**0.38**	**ug/L**	**0.088**
Aroclor 1260	ND	0.38	ug/L	0.052

SURROGATE	PERCENT RECOVERY	RECOVERY LIMITS
Tetrachloro-m-xylene	88	(45 - 120)
Decachlorobiphenyl	100	(24 - 128)

APPENDIX C

SUPPORT DOCUMENTATION

CASE NARRATIVE
TETRA TECH NUS, INC.
Martin State Airport

Lot #: C7K020216

The following report contains the analytical results for samples submitted to TestAmerica Pittsburgh by Tetra Tech NUS, INC. The samples were received November 2, 2007 according to documented sample acceptance procedures.

TestAmerica Pittsburgh utilizes only USEPA approved methods and instrumentation in all analytical work. The samples presented in this report were analyzed for the parameters listed on the method reference page in accordance with the methods indicated.

Sample Receiving:
The lot closed on November 2, 2007.

If project specific QC was not required for samples contained in this report, when batch QC was completed on these samples, anomalous results will be discussed below.

GC/MS Volatiles:
All non-CCC compounds that have >15% RSD were evaluated to see if a better curve could be drawn using a quadratic curve. All compounds <30% RSD will use an average response factor curve if no visible improvement is accomplished using a quadratic curve. A quadratic curve will be used for a compound where it is determined to be the "best-fit" evaluation.

The LCS associated with batch 7312657 had acetone and 1,2-dibromoethane recover high and outside of criteria. All control compounds recovered within limits.

GC/MS Semivolatiles:
All non-CCC compounds that have >15% RSD were evaluated to see if a better curve could be drawn using a quadratic curve. All compounds <30% RSD will use an average response factor curve if no visible improvement is accomplished using a quadratic curve. A quadratic curve will be used for a compound where it is determined to be the "best-fit" evaluation.

The following compounds had the %D > 25% in the calibration verification standard N11210CC; but were within expected performance range for these compounds: 4-Nitrophenol 40.4% and N-Nitrosodimethylamine 32.1%.

The following compound had the %D > 25% in the calibration verification standard N11220CC; but was within expected performance range for this compound: 4-Nitrophenol 27.4%.

CASE NARRATIVE
TETRA TECH NUS, INC.
Martin State Airport

Lot #: C7K020216

GC/MS Semivolatiles cont.:
The following compound had the %D > 25% in the calibration verification standard V11270CC; but was within expected performance range for this compound: 2,4-Nitrophenol 25.7%.

PCBs:
There were no problems associated with the analysis.

Metals:
The method blanks had analytes detected at concentrations between the MDL and the reporting limit. The results were flagged with a "B" qualifier. Any sample associated with a method blank that had the same analyte detected had the result flagged with a "J" qualifier.

C7K020216

Chain of Custody Record

STL-4124 (0901)

STL
Severn Trent Laboratories, Inc.

Client: Tetra Tech NUS	Project Manager: Mike Martin	Date: 11/1/07	Chain of Custody Number: 322462
Address: 20251 Century Blvd Ste 200	Telephone Number (Area Code)/Fax Number: 301 528 3022	Lab Number:	Page 1 of 1
City: Germantown / State: MD / Zip Code: 20874	Site Contact: T Arrowsage	Lab Contact: B Hall	
Project Name and Location (State): Martin State Airport MD Trog Mortar Creek	Carrier/Waybill Number:		
Contract/Purchase Order/Quote No.: 1800157 2-1			

Sample I.D. No. and Description (Containers for each sample may be combined on one line)	Date	Time	Matrix: Air	Aqueous	Sed.	Soil	Containers & Preservatives: Unpres.	H2SO4	HNO3	HCl	NaOH	ZnAc/ NaOH	Analysis: SVOCs 8270 Metal	Volatiles	Pesticide	Organotin	PCBs	LL SVOCs	LL VOCs	Total Metal	Dissolved Metal	Special Instructions/ Conditions of Receipt
FMC 25	11/1/07				X		X						X	X	X	X						
FMC 25	"			X			X		X	X							X	X	X	X		
FMC 26	"				X		X						X	X	X	X						
FMC 26	"			X			X		X	X							X	X	X	X		

Possible Hazard Identification
☐ Non-Hazard ☐ Flammable ☐ Skin Irritant ☐ Poison B ☑ Unknown

Sample Disposal
☐ Return To Client ☑ Disposal By Lab ☐ Archive For _____ Months (A fee may be assessed if samples are retained longer than 1 month)

Turn Around Time Required
☐ 24 Hours ☐ 48 Hours ☐ 7 Days ☒ 14 Days ☐ 21 Days ☐ Other _____

QC Requirements (Specify)

1. Relinquished By: Kelly Samuels	Date: 11-01-07	Time: 1550	1. Received By:	Date: 11-1-07	Time: 1600
2. Relinquished By:	Date: 11-1-07	Time: 1930	2. Received By:	Date: 11/2/07	Time: 920
3. Relinquished By:	Date:	Time:	3. Received By:	Date:	Time:

Comments

DISTRIBUTION: WHITE - Returned to Client with Report; CANARY - Stays with the Sample; PINK - Field Copy

7

(1 - 356)

C7K020216

Chain of Custody Record

STL-4124 (0901)

Severn Trent Laboratories, Inc.

Client: Tetra Tech NUS	Project Manager: Mike Martin	Date: 10/31/07	Chain of Custody Number: 322460
Address: 20251 Century Blvd Ste 200	Telephone Number (Area Code)/Fax Number: 301 528 3022	Lab Number:	Page 1 of 2
City: Germantown / State: MD / Zip Code: 20874	Site Contact: Apanavage	Lab Contact: B Hall	
Project Name and Location (State): Martin State Airport MD Frog Mortar Pit	Carrier/Waybill Number:		
Contract/Purchase Order/Quote No.: 1800.572-1			

Sample I.D. No. and Description (Containers for each sample may be combined on one line)	Date	Time	Matrix: Air	Aqueous	Sed.	Soil	Containers & Preservatives: Unpres.	H2SO4	HNO3	HCl	NaOH	ZnAc/NaOH	Analysis: SVOC PCB Metal	Volatiles	Perchlorate	Organotin	PCBs	LL SVOCs	LL VOCs	Total Metal	Dissolved Metal	Special Instructions/ Conditions of Receipt
FMC 15	10/31/07				X		X						X	X	X	X						
FMC 16	10/31/07				X		X						X	X	X	X						
FMC 16			X				X		X	X							X	X	X	X	X	
FMC 17					X		X						X	X	X	X						
FMC 18					X								X	X	X	X						
FMC 18			X				X		X	X							X	X	X	X		
FMC 19					X								X	X	X	X						
FMC 20					X		X						X	X	X	X						
FMC 20			X				X		X	X							X	X	X	X	X	
FMC 21					X		X						X	X	X	X						
FMC 22					X		X						X	X	X	X						
FMC 22			X				X		X	X							X	X	X	X	X	

Possible Hazard Identification

☐ Non-Hazard ☐ Flammable ☐ Skin Irritant ☐ Poison B ☒ Unknown

Sample Disposal

☐ Return To Client ☒ Disposal By Lab ☐ Archive For _____ Months (A fee may be assessed if samples are retained longer than 1 month)

Turn Around Time Required

☐ 24 Hours ☐ 48 Hours ☐ 7 Days ☒ 14 Days ☐ 21 Days ☐ Other _____

QC Requirements (Specify)

1. Relinquished By	Date: 11-01-07	Time: 1550	1. Received By	Date: 11-01-07	Time: 1600
2. Relinquished By	Date: 11-1-07	Time: 18:30	2. Received By	Date: 11/2/07	Time: 9:20
3. Relinquished By	Date:	Time:	3. Received By	Date:	Time:

Comments

DISTRIBUTION: WHITE - Returned to Client with Report; CANARY - Stays with the Sample; PINK - Field Copy

8

(1 - 356)

Chain of Custody Record

STL-4124 (0901)

STL Severn Trent Laboratories, Inc.

Client: Tetra Tech NUS	Project Manager: Mike Martin	Date: 10/31/07	Chain of Custody Number: 322461
Address: 20251 Century Blvd Ste 200	Telephone Number (Area Code)/Fax Number: 301 528 3022	Lab Number:	Page 2 of 2
City: Germantown State: MD Zip Code: 20874	Site Contact: T Apanavage	Lab Contact: B Hall	
Project Name and Location (State): Martin State Airport MD Frog Mortar Creek	Carrier/Waybill Number:		
Contract/Purchase Order/Quote No.: 1800 1572-1			

Sample I.D. No. and Description (Containers for each sample may be combined on one line)	Date	Time	Matrix: Air	Aqueous	Sed.	Soil	Containers & Preservatives: Unpres.	H2SO4	HNO3	HCl	NaOH	ZnAc/NaOH	Analysis (Attach list if more space is needed): SVOC PCB Metal	Volatiles	Perchlorate	Organotin	PCBs	LL SVOCs	LL VOCs	Total Metal	Dissolved Metal	Special Instructions/ Conditions of Receipt
FMC 23	10/31/07				X		X						X	X	X	X						
FMC 3	" "				X		X						X	X	X	X						
FMC ~~8~~ 3	" "			X			X		X	X							X	X	X	X	X	
FMC 4	" "				X		X						X	X	X	X						
FMC 5	" "				X		X						X	X	X	X						
FMC 5	" "			X			X		X	X							X	X	X	X	X	
FMC 6	" "				X		X						X	X	X	X						
FMC 7	" "				X		X						X	X	X	X						
FMC 7	" "			X			X		X	X							X	X	X	X	X	
FMC 8	" "				X		X						X	X	X	X						

Possible Hazard Identification: ☐ Non-Hazard ☐ Flammable ☐ Skin Irritant ☐ Poison B ☒ Unknown

Sample Disposal: ☐ Return To Client ☒ Disposal By Lab ☐ Archive For _____ Months (A fee may be assessed if samples are retained longer than 1 month)

Turn Around Time Required: ☐ 24 Hours ☐ 48 Hours ☐ 7 Days ☒ 14 Days ☐ 21 Days ☐ Other _____

QC Requirements (Specify)

	Date	Time		Date	Time
1. Relinquished By: [signature]	11-01-07	1550	1. Received By: [signature]	11-01-07	1600
2. Relinquished By: [signature]	11-1-07	[illegible]	2. Received By: [signature]	11/2/07	9:20
3. Relinquished By			3. Received By		

Comments

DISTRIBUTION: WHITE - Returned to Client with Report; CANARY - Stays with the Sample; PINK - Field Copy

C7K020216

Chain of Custody Record

STL-4124 (0901)

STL
Severn Trent Laboratories, Inc.

Client: Tetra Tech NUS	Project Manager: Mike Martin	Date: 10/30/07	Chain of Custody Number: 322454
Address: 20251 Century Blvd Ste 200	Telephone Number (Area Code)/Fax Number: 301 528 3022	Lab Number:	Page 1 of 6
City: Germantown	State: MD	Zip Code: 20874	Site Contact: Tony Appanavage	Lab Contact: Barb Hall
Project Name and Location (State): Martin State Airport, MD (Frog Mortar Creek - FMC)	Carrier/Waybill Number:	
Contract/Purchase Order/Quote No: 1800572-1		

Sample I.D. No. and Description (Containers for each sample may be combined on one line)	Date	Time	Matrix: Air	Aqueous	Sed.	Soil	Containers & Preservatives: Unpres.	H2SO4	HNO3	HCl	NaOH	ZnAc/NaOH	Analysis: Svoc, PCB, Metals	Volatiles	Pesticide	Organotins	Special Instructions/ Conditions of Receipt
~~FCM 24~~ FMC 24	10/30/07				X		X						X				4-4oz jars
~~FCM 24~~ FMC 24	10/30/07				X		X							X			
~~FCM 24~~ FMC 24	10/30/07				X		X								X		
~~FCM 24~~ FMC 24	10/30/07				X		X									X	
~~FCM 9~~ FMC 9	10/30/07				X		X						X				4-4oz jars
~~FCM 9~~ FMC 9	10/30/07				X		X							X			
~~FCM 9~~ FMC 9	10/30/07				X		X								X		
~~FCM 9~~ FMC 9	10/30/07				X		X									X	
~~FCM 10~~ FMC 10	10/30/07				X		X						X				4-4oz jars
~~FCM 10~~ FMC 10	10/30/07				X		X							X			
~~FCM 10~~ FMC 10	10/30/07				X		X								X		
~~FCM 10~~ FMC 10	10/30/07				X		X									X	

Possible Hazard Identification
☐ Non-Hazard ☐ Flammable ☐ Skin Irritant ☐ Poison B ☒ Unknown

Sample Disposal
☐ Return To Client ☒ Disposal By Lab ☐ Archive For _____ Months (A fee may be assessed if samples are retained longer than 1 month)

Turn Around Time Required
☐ 24 Hours ☐ 48 Hours ☐ 7 Days ☒ ~~14~~ Days ☐ 21 Days ☐ Other _____

QC Requirements (Specify)

1. Relinquished By: Rob Samuels	Date: 11-01-07	Time: 1550	1. Received By:	Date: 11-01-07	Time: 1600
2. Relinquished By:	Date: 11-1-07	Time: 19:30	2. Received By:	Date: 11/2/07	Time: 09:20
3. Relinquished By:	Date:	Time:	3. Received By:	Date:	Time:

Comments

DISTRIBUTION: WHITE - Returned to Client with Report; CANARY - Stays with the Sample; PINK - Field Copy

10

(1 - 356)

C7K020216

Chain of Custody Record

SEVERN TRENT **STL**

Severn Trent Laboratories, Inc.

STL-4124 (0901)

Client: Tetra Tech WDS	Project Manager: Mike Martin	Date: 10/30/07	Chain of Custody Number: 322455
Address: 20251 Century Blvd Ste 200	Telephone Number (Area Code)/Fax Number: 301 528 3022	Lab Number:	Page 2 of 6
City: Germantown / State: MD / Zip Code: 20874	Site Contact: T. Apanavage	Lab Contact: IS Hall	
Project Name and Location (State): Martin State Airport, MD Frog Mortar Creek	Carrier/Waybill Number:		
Contract/Purchase Order/Quote No.: 1800157Z-1			

Sample I.D. No. and Description (Containers for each sample may be combined on one line)	Date	Time	Matrix: Air	Aqueous	Sed.	Soil	Containers & Preservatives: Unpres.	H2SO4	HNO3	HCl	NaOH	ZnAc/NaOH	Analysis: Soil Metal PCB	Volatiles	Perchlorate	Organotin	Special Instructions/ Conditions of Receipt
~~FCM-11~~ FMC 11	10/30/07				X								X				4-4oz jars
~~FCM-11~~ FMC 11	10/30/07				X									X			
~~FCM-11~~ FMC 11	10/30/07				X										X		
~~FCM-11~~ FMC 11					X											X	
~~FCM-12~~ FMC 12					X								X				4-4oz jars
~~FCM-12~~ FMC 12					X									X			
~~FCM-12~~ FMC 12					X										X		
~~FCM-12~~ FMC 12					X											X	
~~FCM-13~~ FMC 13					X								X				4-4oz jars
~~FCM-13~~ FMC 13					X									X			
~~FCM-13~~ FMC 13					X										X		
~~FCM-13~~ FMC 13					X											X	

Possible Hazard Identification

☐ Non-Hazard ☐ Flammable ☐ Skin Irritant ☐ Poison B ☒ Unknown

Sample Disposal: ☐ Return To Client ☒ Disposal By Lab ☐ Archive For _____ Months (A fee may be assessed if samples are retained longer than 1 month)

Turn Around Time Required

☐ 24 Hours ☐ 48 Hours ☐ 7 Days ☒ 14 Days ☐ 21 Days ☐ Other _____

QC Requirements (Specify)

1. Relinquished By: Rich Musante	Date: 11-1-07	Time: 1550	1. Received By:	Date: 11-01-07	Time: 1600
2. Relinquished By:	Date: 11-1-07	Time: 18:30	2. Received By: V Bostot	Date: 11/2/07	Time: 9:20
3. Relinquished By:	Date:	Time:	3. Received By:	Date:	Time:

Comments

DISTRIBUTION: WHITE - Returned to Client with Report; CANARY - Stays with the Sample; PINK - Field Copy

11

(1 - 356)

C7K020216

Chain of Custody Record

STL-4124 (0901)

STL
Severn Trent Laboratories, Inc.

Client: Tetra Tech WVS	Project Manager: Mike Martin	Date: 10/30/07	Chain of Custody Number: 322456
Address: 20251 Century Blvd Ste 200	Telephone Number (Area Code)/Fax Number: 301 528 3072	Lab Number:	Page 3 of 6
City: Germantown / State: MD / Zip Code: 20874	Site Contact: T Hanauage	Lab Contact: B Hall	
Project Name and Location (State): Martin State Airport MD	Carrier/Waybill Number: from Mortar Creek		
Contract/Purchase Order/Quote No.: 18001572-1			

Sample I.D. No. and Description (Containers for each sample may be combined on one line)	Date	Time	Matrix: Air	Aqueous	Sed.	Soil	Containers & Preservatives: Unpres.	H2SO4	HNO3	HCl	NaOH	ZnAc/ NaOH	Analysis: Spec Metal PCB	Volatiles	Perchlorate	Organotin	PCBs	LL SVOCs	LL VOCs	Total Metal	Dissolved Metal	Special Instructions/ Conditions of Receipt
GWS FCM 14 FMC 14	10/30/07				X								X									4-4oz jar
FCM 14 FMC 14														X								
FCM 14 FMC 14															X							
FCM 14 FMC 14					X											X						
GWS FCM 24 FMC 24				X			X										X					
FCM 24 FMC 24							X											X				
FCM 24 FMC 24										X									X			
FCM 24 FMC 24									X											X		
GWS FCM 24 FMC 24									X													

Possible Hazard Identification
☐ Non-Hazard ☐ Flammable ☐ Skin Irritant ☐ Poison B ☒ Unknown

Sample Disposal
☐ Return To Client ☒ Disposal By Lab ☐ Archive For _____ Months (A fee may be assessed if samples are retained longer than 1 month)

Turn Around Time Required
☐ 24 Hours ☐ 48 Hours ☐ 7 Days ☒ 14 Days ☐ 21 Days ☐ Other _____

QC Requirements (Specify)

1. Relinquished By: Kirk Samuels	Date: 11-01-07	Time: 1550	1. Received By:	Date: 11-01-07	Time: 1600
2. Relinquished By:	Date: 11-1-07	Time: 18:30	2. Received By: Vbartot	Date: 11/2/07	Time: 9:20
3. Relinquished By:	Date:	Time:	3. Received By:	Date:	Time:

Comments

DISTRIBUTION: WHITE - Returned to Client with Report; CANARY - Stays with the Sample; PINK - Field Copy

(1 - 356)

C7K020216

Chain of Custody Record

STL-4124 (0901)

STL Severn Trent Laboratories, Inc.

Client: Tetra Tech WUS	Project Manager: Mike Martin	Date: 10/30/07	Chain of Custody Number: 322457
Address: 20251 Century Blvd Ste 200	Telephone Number (Area Code)/Fax Number: 301 528 3022	Lab Number:	Page 4 of 6
City: Germantown; State: MD; Zip Code: 20874	Site Contact: T Apanavage; Lab Contact: B Hall		
Project Name and Location (State): Martin State Airport MD Frog Mortar creek	Carrier/Waybill Number:		
Contract/Purchase Order/Quote No.: 18001572-1			

Sample I.D. No. and Description (Containers for each sample may be combined on one line)	Date	Time	Matrix: Air	Matrix: Aqueous	Matrix: Sed.	Matrix: Soil	Containers & Preservatives: Unpres.	H2SO4	HNO3	HCl	NaOH	ZnAc/NaOH	Analysis (Attach list if more space is needed): PCBs	Lb SVOCs	Lb VOCs	Total Metal	Dissolved Metal	Special Instructions/ Conditions of Receipt
CMS ~~FCM 9~~ FMC 9	10/30/07			X			X						X					
~~FCM 9~~ FMC 9							X							X				
~~FCM 9~~ FMC 9										X					X			
~~FCM 9~~ FMC 9									X							X		
~~FCM 9~~ FMC 9									X								X	
~~FCM 10~~ FMC 10							X						X					
~~FCM 10~~ FMC 10							X							X				
~~FCM 10~~ FMC 10										X					X			
~~FCM 10~~ FMC 10									X							X		
CMS ~~FCM 10~~ FMC 10									X								X	

Possible Hazard Identification: ☐ Non-Hazard ☐ Flammable ☐ Skin Irritant ☐ Poison B ☒ Unknown

Sample Disposal: ☐ Return To Client ☒ Disposal By Lab ☐ Archive For _____ Months (A fee may be assessed if samples are retained longer than 1 month)

Turn Around Time Required: ☐ 24 Hours ☐ 48 Hours ☐ 7 Days ☒ 14 Days ☐ 21 Days ☐ Other _____

QC Requirements (Specify)

	Date	Time		Date	Time
1. Relinquished By: [signature]	11-1-07	1550	1. Received By: [signature]	11-01-07	1600
2. Relinquished By: [signature]	11-1-07	18:30	2. Received By: V Bortot	11/2/07	09:20
3. Relinquished By:			3. Received By:		

Comments

DISTRIBUTION: WHITE - Returned to Client with Report; CANARY - Stays with the Sample; PINK - Field Copy

CZK020216

Chain of Custody Record

STL-4124 (0901)

STL
Severn Trent Laboratories, Inc.

Client: Tetra Tech WDS	Project Manager: Mike Martin	Date: 10/30/07	Chain of Custody Number: 322458
Address: 20251 Century Blvd Ste 200	Telephone Number (Area Code)/Fax Number: 301 528 3022	Lab Number:	Page 5 of 6
City: Germantown / State: MD / Zip Code: 20874	Site Contact: T Hanagriff	Lab Contact: B Hall	
Project Name and Location (State): Martin St Detroit MD Fourmile Run	Carrier/Waybill Number:		
Contract/Purchase Order/Quote No.: 18001572-1			

Sample I.D. No. and Description (Containers for each sample may be combined on one line)	Date	Time	Matrix: Air	Aqueous	Sed.	Soil	Containers & Preservatives: Unpres.	H2SO4	HNO3	HCl	NaOH	ZnAcl/NaOH	Analysis: PCBs	LL SVOCs	LL VOCs	Total Metals	Dissolved Metals	Special Instructions/ Conditions of Receipt
~~FCM 11~~ FMC 11	10/30/07			X			X						X					
~~FCM 11~~ FMC 11							X							X				
~~FCM 11~~ FMC 11										X					X			
~~FCM 11~~ FMC 11									X							X		
~~FCM 11~~ FMC 11									X								X	
~~FCM 12~~ FMC 12							X						X					
~~FCM 12~~ FMC 12							X							X				
~~FCM~~ FMC 12										X					X			
FMC 12									X							X		
FMC 12									X								X	

Possible Hazard Identification
☐ Non-Hazard ☐ Flammable ☐ Skin Irritant ☐ Poison B ☒ Unknown

Sample Disposal
☐ Return To Client ☒ Disposal By Lab ☐ Archive For _____ Months (A fee may be assessed if samples are retained longer than 1 month)

Turn Around Time Required
☐ 24 Hours ☐ 48 Hours ☐ 7 Days ☒ 14 Days ☐ 21 Days ☐ Other _____

QC Requirements (Specify)

1. Relinquished By: Rick Samuel	Date: 11-01-07	Time: 1550	1. Received By:	Date: 11-01-07	Time: 1600
2. Relinquished By:	Date: 11-1-07	Time: 18:30	2. Received By: V Bontot	Date: 11/2/07	Time: 09:20
3. Relinquished By:	Date:	Time:	3. Received By:	Date:	Time:

Comments

DISTRIBUTION: WHITE - Returned to Client with Report: CANARY - Stays with the Sample; PINK - Field Copy

14

(1 - 356)

HOLDTIME

SDG C7K020216

SORT	UNITS	NSAMPLE	LAB_ID	QC_TYPE	SAMP_DATE	EXTR_DATE	ANAL_DATE	SMP_EXTR	EXTR_ANL	SMP_ANL
HG	UG/L	FMC 13	C7K020216006	NM	10/30/2007	11/14/2007	11/14/2007	15	0	15
HG	UG/L	FMC 10	C7K020216003	NM	10/30/2007	11/14/2007	11/14/2007	15	0	15
HG	UG/L	FMC 12	C7K020216005	NM	10/30/2007	11/14/2007	11/14/2007	15	0	15
HG	UG/L	FMC 16	C7K020216007	NM	10/31/2007	11/14/2007	11/14/2007	14	0	14
HG	UG/L	FMC 18	C7K020216008	NM	10/31/2007	11/14/2007	11/14/2007	14	0	14
HG	UG/L	FMC 20	C7K020216009	NM	10/31/2007	11/14/2007	11/14/2007	14	0	14
HG	UG/L	FMC 22	C7K020216010	NM	10/31/2007	11/14/2007	11/14/2007	14	0	14
HG	UG/L	FMC 24	C7K020216001	NM	10/30/2007	11/14/2007	11/14/2007	15	0	15
HG	UG/L	FMC 25	C7K020216014	NM	11/1/2007	11/14/2007	11/14/2007	13	0	13
HG	UG/L	FMC 26	C7K020216015	NM	11/1/2007	11/14/2007	11/14/2007	13	0	13
HG	UG/L	FMC 3	C7K020216011	NM	10/31/2007	11/14/2007	11/14/2007	14	0	14
HG	UG/L	FMC 5	C7K020216012	NM	10/31/2007	11/14/2007	11/14/2007	14	0	14
HG	UG/L	FMC 7	C7K020216013	NM	10/31/2007	11/14/2007	11/14/2007	14	0	14
HG	UG/L	FMC 9	C7K020216002	NM	10/30/2007	11/14/2007	11/14/2007	15	0	15
HG	UG/L	FMC 11	C7K020216004	NM	10/30/2007	11/14/2007	11/14/2007	15	0	15

SORT	UNITS	NSAMPLE	LAB_ID	QC_TYPE	SAMP_DATE	EXTR_DATE	ANAL_DATE	SMP_EXTR	EXTR_ANL	SMP_ANL
M	UG/L	FMC 12	C7K020216005	NM	10/30/2007	11/14/2007	11/27/2007	15	13	28
M	UG/L	FMC 11	C7K020216004	NM	10/30/2007	11/14/2007	11/27/2007	15	13	28
M	UG/L	FMC 13	C7K020216006	NM	10/30/2007	11/14/2007	11/27/2007	15	13	28
M	UG/L	FMC 16	C7K020216007	NM	10/31/2007	11/14/2007	11/27/2007	14	13	27
M	UG/L	FMC 18	C7K020216008	NM	10/31/2007	11/14/2007	11/27/2007	14	13	27
M	UG/L	FMC 20	C7K020216009	NM	10/31/2007	11/14/2007	11/27/2007	14	13	27
M	UG/L	FMC 22	C7K020216010	NM	10/31/2007	11/14/2007	11/27/2007	14	13	27
M	UG/L	FMC 24	C7K020216001	NM	10/30/2007	11/14/2007	11/27/2007	15	13	28
M	UG/L	FMC 25	C7K020216014	NM	11/1/2007	11/14/2007	11/27/2007	13	13	26
M	UG/L	FMC 26	C7K020216015	NM	11/1/2007	11/14/2007	11/27/2007	13	13	26
M	UG/L	FMC 3	C7K020216011	NM	10/31/2007	11/14/2007	11/27/2007	14	13	27
M	UG/L	FMC 5	C7K020216012	NM	10/31/2007	11/14/2007	11/27/2007	14	13	27
M	UG/L	FMC 7	C7K020216013	NM	10/31/2007	11/14/2007	11/27/2007	14	13	27
M	UG/L	FMC 9	C7K020216002	NM	10/30/2007	11/14/2007	11/27/2007	15	13	28
M	UG/L	FMC 10	C7K020216003	NM	10/30/2007	11/14/2007	11/27/2007	15	13	28
HGF	UG/L	FMC 26	C7K020216015	NM	11/1/2007	11/16/2007	11/16/2007	15	0	15
HGF	UG/L	FMC 10	C7K020216003	NM	10/30/2007	11/16/2007	11/16/2007	17	0	17
HGF	UG/L	FMC 11	C7K020216004	NM	10/30/2007	11/16/2007	11/16/2007	17	0	17

SORT	UNITS	NSAMPLE	LAB_ID	QC_TYPE	SAMP_DATE	EXTR_DATE	ANAL_DATE	SMP_EXTR	EXTR_ANL	SMP_ANL
HGF	UG/L	FMC 12	C7K020216005	NM	10/30/2007	11/16/2007	11/16/2007	17	0	17
HGF	UG/L	FMC 13	C7K020216006	NM	10/30/2007	11/16/2007	11/16/2007	17	0	17
HGF	UG/L	FMC 16	C7K020216007	NM	10/31/2007	11/16/2007	11/16/2007	16	0	16
HGF	UG/L	FMC 18	C7K020216008	NM	10/31/2007	11/16/2007	11/16/2007	16	0	16
HGF	UG/L	FMC 20	C7K020216009	NM	10/31/2007	11/16/2007	11/16/2007	16	0	16
HGF	UG/L	FMC 22	C7K020216010	NM	10/31/2007	11/16/2007	11/16/2007	16	0	16
HGF	UG/L	FMC 25	C7K020216014	NM	11/1/2007	11/16/2007	11/16/2007	15	0	15
HGF	UG/L	FMC 3	C7K020216011	NM	10/31/2007	11/16/2007	11/16/2007	16	0	16
HGF	UG/L	FMC 5	C7K020216012	NM	10/31/2007	11/16/2007	11/16/2007	16	0	16
HGF	UG/L	FMC 7	C7K020216013	NM	10/31/2007	11/16/2007	11/16/2007	16	0	16
HGF	UG/L	FMC 9	C7K020216002	NM	10/30/2007	11/16/2007	11/16/2007	17	0	17
HGF	UG/L	FMC 24	C7K020216001	NM	10/30/2007	11/16/2007	11/16/2007	17	0	17
MF	UG/L	FMC 12	C7K020216005	NM	10/30/2007	11/14/2007	11/27/2007	15	13	28
MF	UG/L	FMC 13	C7K020216006	NM	10/30/2007	11/14/2007	11/27/2007	15	13	28
MF	UG/L	FMC 11	C7K020216004	NM	10/30/2007	11/14/2007	11/27/2007	15	13	28
MF	UG/L	FMC 10	C7K020216003	NM	10/30/2007	11/14/2007	11/27/2007	15	13	28
MF	UG/L	FMC 20	C7K020216009	NM	10/31/2007	11/14/2007	11/27/2007	14	13	27
MF	UG/L	FMC 22	C7K020216010	NM	10/31/2007	11/14/2007	11/27/2007	14	13	27

SORT	UNITS	NSAMPLE	LAB_ID	QC_TYPE	SAMP_DATE	EXTR_DATE	ANAL_DATE	SMP_EXTR	EXTR_ANL	SMP_ANL
MF	UG/L	FMC 24	C7K020216001	NM	10/30/2007	11/14/2007	11/27/2007	15	13	28
MF	UG/L	FMC 25	C7K020216014	NM	11/1/2007	11/14/2007	11/27/2007	13	13	26
MF	UG/L	FMC 26	C7K020216015	NM	11/1/2007	11/14/2007	11/27/2007	13	13	26
MF	UG/L	FMC 3	C7K020216011	NM	10/31/2007	11/14/2007	11/27/2007	14	13	27
MF	UG/L	FMC 5	C7K020216012	NM	10/31/2007	11/14/2007	11/27/2007	14	13	27
MF	UG/L	FMC 7	C7K020216013	NM	10/31/2007	11/14/2007	11/27/2007	14	13	27
MF	UG/L	FMC 9	C7K020216002	NM	10/30/2007	11/14/2007	11/27/2007	15	13	28
MF	UG/L	FMC 16	C7K020216007	NM	10/31/2007	11/14/2007	11/27/2007	14	13	27
MF	UG/L	FMC 18	C7K020216008	NM	10/31/2007	11/14/2007	11/27/2007	14	13	27
OS	%	FMC 24DL	C7K020216001	NM	10/30/2007	11/6/2007	11/24/2007	7	18	25
OS	%	FMC 16DL	C7K020216007	NM	10/31/2007	11/7/2007	11/22/2007	7	15	22
OS	%	FMC 9DL	C7K020216002	NM	10/30/2007	11/6/2007	11/24/2007	7	18	25
OS	%	FMC 7DL	C7K020216013	NM	10/31/2007	11/7/2007	11/22/2007	7	15	22
OS	%	FMC 5DL	C7K020216012	NM	10/31/2007	11/7/2007	11/22/2007	7	15	22
OS	%	FMC 3DL	C7K020216011	NM	10/31/2007	11/7/2007	11/22/2007	7	15	22
OS	%	FMC 25DL	C7K020216014	NM	11/1/2007	11/7/2007	11/22/2007	6	15	21
OS	%	FMC 22DL	C7K020216010	NM	10/31/2007	11/7/2007	11/22/2007	7	15	22
OS	%	FMC 20DL	C7K020216009	NM	10/31/2007	11/7/2007	11/22/2007	7	15	22

SORT	UNITS	NSAMPLE	LAB_ID	QC_TYPE	SAMP_DATE	EXTR_DATE	ANAL_DATE	SMP_EXTR	EXTR_ANL	SMP_ANL
OS	%	FMC 11DL	C7K020216004	NM	10/30/2007	11/6/2007	11/24/2007	7	18	25
OS	%	FMC 12DL	C7K020216005	NM	10/30/2007	11/6/2007	11/24/2007	7	18	25
OS	%	FMC 10DL	C7K020216003	NM	10/30/2007	11/6/2007	11/24/2007	7	18	25
OS	%	FMC 13DL	C7K020216006	NM	10/30/2007	11/6/2007	11/24/2007	7	18	25
OS	%	FMC 18DL	C7K020216008	NM	10/31/2007	11/7/2007	11/22/2007	7	15	22
OS	%	FMC 26DL	C7K020216015	NM	11/1/2007	11/8/2007	11/27/2007	7	19	26
OS	UG/L	FMC 16DL	C7K020216007	NM	10/31/2007	11/7/2007	11/22/2007	7	15	22
OS	UG/L	FMC 9DL	C7K020216002	NM	10/30/2007	11/6/2007	11/24/2007	7	18	25
OS	UG/L	FMC 7DL	C7K020216013	NM	10/31/2007	11/7/2007	11/22/2007	7	15	22
OS	UG/L	FMC 5DL	C7K020216012	NM	10/31/2007	11/7/2007	11/22/2007	7	15	22
OS	UG/L	FMC 3DL	C7K020216011	NM	10/31/2007	11/7/2007	11/22/2007	7	15	22
OS	UG/L	FMC 26DL	C7K020216015	NM	11/1/2007	11/8/2007	11/27/2007	7	19	26
OS	UG/L	FMC 25DL	C7K020216014	NM	11/1/2007	11/7/2007	11/22/2007	6	15	21
OS	UG/L	FMC 22DL	C7K020216010	NM	10/31/2007	11/7/2007	11/22/2007	7	15	22
OS	UG/L	FMC 20DL	C7K020216009	NM	10/31/2007	11/7/2007	11/22/2007	7	15	22
OS	UG/L	FMC 13DL	C7K020216006	NM	10/30/2007	11/6/2007	11/24/2007	7	18	25
OS	UG/L	FMC 18DL	C7K020216008	NM	10/31/2007	11/7/2007	11/22/2007	7	15	22
OS	UG/L	FMC 12DL	C7K020216005	NM	10/30/2007	11/6/2007	11/24/2007	7	18	25

SORT	UNITS	NSAMPLE	LAB_ID	QC_TYPE	SAMP_DATE	EXTR_DATE	ANAL_DATE	SMP_EXTR	EXTR_ANL	SMP_ANL
OS	UG/L	FMC 24DL	C7K020216001	NM	10/30/2007	11/6/2007	11/24/2007	7	18	25
OS	UG/L	FMC 11DL	C7K020216004	NM	10/30/2007	11/6/2007	11/24/2007	7	18	25
OS	UG/L	FMC 10DL	C7K020216003	NM	10/30/2007	11/6/2007	11/24/2007	7	18	25
OV	%	FMC 25	C7K020216014	NM	11/1/2007	11/8/2007	11/9/2007	7	1	8
OV	%	TripBlank#2	C7K020216017	NM	10/30/2007	11/8/2007	11/9/2007	9	1	10
OV	%	TripBlank#1	C7K020216016	NM	10/30/2007	11/8/2007	11/9/2007	9	1	10
OV	%	FMC 9	C7K020216002	NM	10/30/2007	11/8/2007	11/9/2007	9	1	10
OV	%	FMC 7	C7K020216013	NM	10/31/2007	11/8/2007	11/9/2007	8	1	9
OV	%	FMC 5	C7K020216012	NM	10/31/2007	11/8/2007	11/9/2007	8	1	9
OV	%	FMC 26	C7K020216015	NM	11/1/2007	11/8/2007	11/9/2007	7	1	8
OV	%	FMC 22	C7K020216010	NM	10/31/2007	11/8/2007	11/9/2007	8	1	9
OV	%	FMC 20	C7K020216009	NM	10/31/2007	11/8/2007	11/9/2007	8	1	9
OV	%	FMC 13	C7K020216006	NM	10/30/2007	11/8/2007	11/9/2007	9	1	10
OV	%	FMC 12	C7K020216005	NM	10/30/2007	11/8/2007	11/9/2007	9	1	10
OV	%	FMC 11	C7K020216004	NM	10/30/2007	11/8/2007	11/9/2007	9	1	10
OV	%	FMC 10	C7K020216003	NM	10/30/2007	11/8/2007	11/9/2007	9	1	10
OV	%	FMC 24	C7K020216001	NM	10/30/2007	11/8/2007	11/9/2007	9	1	10
OV	%	FMC 3	C7K020216011	NM	10/31/2007	11/8/2007	11/9/2007	8	1	9

SORT	UNITS	NSAMPLE	LAB_ID	QC_TYPE	SAMP_DATE	EXTR_DATE	ANAL_DATE	SMP_EXTR	EXTR_ANL	SMP_ANL
OV	%	FMC 16	C7K020216007	NM	10/31/2007	11/8/2007	11/9/2007	8	1	9
OV	%	FMC 18	C7K020216008	NM	10/31/2007	11/8/2007	11/9/2007	8	1	9
OV	UG/L	FMC 10	C7K020216003	NM	10/30/2007	11/8/2007	11/9/2007	9	1	10
OV	UG/L	FMC 22	C7K020216010	NM	10/31/2007	11/8/2007	11/9/2007	8	1	9
OV	UG/L	FMC 20	C7K020216009	NM	10/31/2007	11/8/2007	11/9/2007	8	1	9
OV	UG/L	FMC 18	C7K020216008	NM	10/31/2007	11/8/2007	11/9/2007	8	1	9
OV	UG/L	FMC 16	C7K020216007	NM	10/31/2007	11/8/2007	11/9/2007	8	1	9
OV	UG/L	FMC 13	C7K020216006	NM	10/30/2007	11/8/2007	11/9/2007	9	1	10
OV	UG/L	FMC 11	C7K020216004	NM	10/30/2007	11/8/2007	11/9/2007	9	1	10
OV	UG/L	FMC 24	C7K020216001	NM	10/30/2007	11/8/2007	11/9/2007	9	1	10
OV	UG/L	TripBlank#2	C7K020216017	NM	10/30/2007	11/8/2007	11/9/2007	9	1	10
OV	UG/L	FMC 12	C7K020216005	NM	10/30/2007	11/8/2007	11/9/2007	9	1	10
OV	UG/L	FMC 26	C7K020216015	NM	11/1/2007	11/8/2007	11/9/2007	7	1	8
OV	UG/L	FMC 3	C7K020216011	NM	10/31/2007	11/8/2007	11/9/2007	8	1	9
OV	UG/L	FMC 5	C7K020216012	NM	10/31/2007	11/8/2007	11/9/2007	8	1	9
OV	UG/L	FMC 7	C7K020216013	NM	10/31/2007	11/8/2007	11/9/2007	8	1	9
OV	UG/L	TripBlank#1	C7K020216016	NM	10/30/2007	11/8/2007	11/9/2007	9	1	10
OV	UG/L	FMC 25	C7K020216014	NM	11/1/2007	11/8/2007	11/9/2007	7	1	8

SORT	UNITS	NSAMPLE	LAB_ID	QC_TYPE	SAMP_DATE	EXTR_DATE	ANAL_DATE	SMP_EXTR	EXTR_ANL	SMP_ANL
OV	UG/L	FMC 9	C7K020216002	NM	10/30/2007	11/8/2007	11/9/2007	9	1	10
PCB	%	FMC 16DL	C7K020216007	NM	10/31/2007	11/3/2007	11/16/2007	3	13	16
PCB	%	FMC 9DL	C7K020216002	NM	10/30/2007	11/3/2007	11/16/2007	4	13	17
PCB	%	FMC 7DL	C7K020216013	NM	10/31/2007	11/3/2007	11/16/2007	3	13	16
PCB	%	FMC 5DL	C7K020216012	NM	10/31/2007	11/3/2007	11/16/2007	3	13	16
PCB	%	FMC 3DL	C7K020216011	NM	10/31/2007	11/3/2007	11/16/2007	3	13	16
PCB	%	FMC 26DL	C7K020216015	NM	11/1/2007	11/3/2007	11/19/2007	2	16	18
PCB	%	FMC 25DL	C7K020216014	NM	11/1/2007	11/3/2007	11/16/2007	2	13	15
PCB	%	FMC 24DL	C7K020216001	NM	10/30/2007	11/3/2007	11/16/2007	4	13	17
PCB	%	FMC 22DL	C7K020216010	NM	10/31/2007	11/3/2007	11/16/2007	3	13	16
PCB	%	FMC 18DL	C7K020216008	NM	10/31/2007	11/3/2007	11/16/2007	3	13	16
PCB	%	FMC 13DL	C7K020216006	NM	10/30/2007	11/3/2007	11/16/2007	4	13	17
PCB	%	FMC 12DL	C7K020216005	NM	10/30/2007	11/3/2007	11/16/2007	4	13	17
PCB	%	FMC 11DL	C7K020216004	NM	10/30/2007	11/3/2007	11/16/2007	4	13	17
PCB	%	FMC 10DL	C7K020216003	NM	10/30/2007	11/3/2007	11/16/2007	4	13	17
PCB	%	FMC 20DL	C7K020216009	NM	10/31/2007	11/3/2007	11/16/2007	3	13	16
PCB	UG/L	FMC 3DL	C7K020216011	NM	10/31/2007	11/3/2007	11/16/2007	3	13	16
PCB	UG/L	FMC 10DL	C7K020216003	NM	10/30/2007	11/3/2007	11/16/2007	4	13	17

SORT	UNITS	NSAMPLE	LAB_ID	QC_TYPE	SAMP_DATE	EXTR_DATE	ANAL_DATE	SMP_EXTR	EXTR_ANL	SMP_ANL
PCB	UG/L	FMC 11DL	C7K020216004	NM	10/30/2007	11/3/2007	11/16/2007	4	13	17
PCB	UG/L	FMC 12DL	C7K020216005	NM	10/30/2007	11/3/2007	11/16/2007	4	13	17
PCB	UG/L	FMC 13DL	C7K020216006	NM	10/30/2007	11/3/2007	11/16/2007	4	13	17
PCB	UG/L	FMC 16DL	C7K020216007	NM	10/31/2007	11/3/2007	11/16/2007	3	13	16
PCB	UG/L	FMC 18DL	C7K020216008	NM	10/31/2007	11/3/2007	11/16/2007	3	13	16
PCB	UG/L	FMC 20DL	C7K020216009	NM	10/31/2007	11/3/2007	11/16/2007	3	13	16
PCB	UG/L	FMC 22DL	C7K020216010	NM	10/31/2007	11/3/2007	11/16/2007	3	13	16
PCB	UG/L	FMC 24DL	C7K020216001	NM	10/30/2007	11/3/2007	11/16/2007	4	13	17
PCB	UG/L	FMC 26DL	C7K020216015	NM	11/1/2007	11/3/2007	11/19/2007	2	16	18
PCB	UG/L	FMC 5DL	C7K020216012	NM	10/31/2007	11/3/2007	11/16/2007	3	13	16
PCB	UG/L	FMC 7DL	C7K020216013	NM	10/31/2007	11/3/2007	11/16/2007	3	13	16
PCB	UG/L	FMC 9DL	C7K020216002	NM	10/30/2007	11/3/2007	11/16/2007	4	13	17
PCB	UG/L	FMC 25DL	C7K020216014	NM	11/1/2007	11/3/2007	11/16/2007	2	13	15

5A

VOLATILE ORGANIC INSTRUMENT PERFORMANCE CHECK
BROMOFLUOROBENZENE (BFB)

Lab Name: TA PITTSBURGH Contract:

Lab Code: TA PGH Case No.: SAS No.: SDG No.: C7K020216

Lab File ID: BF61108N BFB Injection Date: 11/08/07

Instrument ID: HP6 BFB Injection Time: 1819

GC Column: DB624 20M ID: 0.20 (mm) Heated Purge: (Y/N) N

m/e	ION ABUNDANCE CRITERIA	% RELATIVE ABUNDANCE
50	15.0 - 40.0% of mass 95	22.1
75	30.0 - 60.0% of mass 95	48.6
95	Base Peak, 100% relative abundance	100.0
96	5.0 - 9.0% of mass 95	7.5
173	Less than 2.0% of mass 174	0.0 (0.0)1
174	50.0 - 100.0% of mass 95	57.9
175	5.0 - 9.0% of mass 174	4.7 (8.1)1
176	95.0 - 101.0% of mass 174	55.8 (96.5)1
177	5.0 - 9.0% of mass 176	3.3 (5.9)2

1-Value is % mass 174 2-Value is % mass 176

THIS CHECK APPLIES TO THE FOLLOWING SAMPLES, MS, MSD, BLANKS, AND STANDARDS:

	EPA SAMPLE NO.	LAB SAMPLE ID	LAB FILE ID	DATE ANALYZED	TIME ANALYZED
01	VSTD10	VSTD10	CC61108N	11/08/07	1851
02	INTRA-LAB BL	KAVP51AA	61108N01	11/08/07	2017
03	INTRA-LAB CH	KAVP51AC	61108N03	11/08/07	2203
04	FMC 24	KAEX31AD	61108N07	11/09/07	0003
05	FMC 9	KAE051AN	61108N08	11/09/07	0027
06	FMC 10	KAE071AN	61108N09	11/09/07	0050
07	FMC 11	KAE1A1AD	61108N10	11/09/07	0113
08	FMC 12	KAE1D1AN	61108N11	11/09/07	0137
09	FMC 13	KAE1F1AN	61108N12	11/09/07	0200
10	FMC 16	KAE1J1AN	61108N13	11/09/07	0224
11	FMC 18	KAE1K1AN	61108N14	11/09/07	0247
12	FMC 26	KAE2L1AA	61108N15	11/09/07	0310
13	FMC 20	KAE1P1AN	61108N16	11/09/07	0334
14	FMC 22	KAE1R1AN	61108N17	11/09/07	0357
15	FMC 3	KAE101AN	61108N18	11/09/07	0420
16	FMC 5	KAE151AN	61108N19	11/09/07	0443
17	FMC 7	KAE191AN	61108N20	11/09/07	0507
18	FMC 25	KAE2E1AN	61108N21	11/09/07	0530
19	FMC 26	KAE2J1AN	61108N22	11/09/07	0553
20	TRIPBLANK#2	KAE211AA	61108N23	11/09/07	0617
21					
22					

TRIP BLANK #1

SW846 8260B METHOD BLANK SUMMARY

BLANK WORKORDER NO.: KAVP51AA

Lab Name: TestAmerica Laboratories, Inc.

Lab Code: TALPIT

SDG Number:

Lab File ID: 61108N01.

Lot Number: C7K020216

Date Analyzed: 11/08/07

Time Analyzed: 20:17

Matrix: WATER

Date Extracted: 11/08/07

GC Column: RTX-624 ID: .18

Extraction Method: 5030B/8260B

Instrument ID: HP6

Level: (low/med) LOW

THIS METHOD BLANK APPLIES TO THE FOLLOWING SAMPLES, LCS, LCSD, MS , MSD:

	CLIENT ID.	SAMPLE WORK ORDER #	LAB FILE ID	DATE ANALYZED	TIME ANALYZED
01	FMC 24	KAEX31AD	61108N07.	11/09/07	00:03
02	FMC 9	KAE051AN	61108N08.	11/09/07	00:27
03	FMC 10	KAE071AN	61108N09.	11/09/07	00:50
04	FMC 11	KAE1A1AD	61108N10.	11/09/07	01:13
05	FMC 12	KAE1D1AN	61108N11.	11/09/07	01:37
06	FMC 13	KAE1F1AN	61108N12.	11/09/07	02:00
07	FMC 16	KAE1J1AN	61108N13.	11/09/07	02:24
08	FMC 18	KAE1K1AN	61108N14.	11/09/07	02:47
09	FMC 20	KAE1P1AN	61108N16.	11/09/07	03:34
10	FMC 22	KAE1R1AN	61108N17.	11/09/07	03:57
11	FMC 3	KAE101AN	61108N18.	11/09/07	04:20
12	FMC 5	KAE151AN	61108N19.	11/09/07	04:43
13	FMC 7	KAE191AN	61108N20.	11/09/07	05:07
14	FMC 25	KAE2E1AN	61108N21.	11/09/07	05:30
15	FMC 26	KAE2J1AN	61108N22.	11/09/07	05:53
16	TripBlank#1	KAE2L1AA	61108N15.	11/09/07	03:10
17	TripBlank#2	KAE211AA	61108N23.	11/09/07	06:17
18	INTRA-LAB QC	KAG1V1AA	61108N02.	11/08/07	21:29
19	LAB MS/MSD	KAG1V1AE S	61108N04.	11/08/07	22:28
20	LAB MS/MSD	KAG1V1AF D	61108N05.	11/08/07	22:52
21	CHECK SAMPLE	KAVP51AC C	61108N03.	11/08/07	22:03
22					
23					
24					
25					
26					
27					
28					
29					
30					

COMMENTS:

FORM IV

SW846 8260B CHECK SAMPLE RECOVERY

Lab Name: TestAmerica Laboratories, Inc. Client: Tetra Tech NUS, Inc

Lab Code: TALPIT SDG No:

Lot #: C7K080000 WO #: KAVP51AC
BATCH: 7312657

COMPOUND	SPIKE ADDED (ug/L)	SAMPLE CONCENT. (ug/L)	% REC	QC LIMITS REC	QUAL
1,1-Dichloroethene	10.0	9.29	93	65 - 136	
Trichloroethene	10.0	10.5	105	73 - 120	
Benzene	10.0	10.2	102	80 - 120	
Toluene	10.0	9.62	96	80 - 123	
Chlorobenzene	10.0	10.2	102	80 - 120	
Chloromethane	10.0	7.23	72	50 - 139	
Bromomethane	10.0	8.68	87	33 - 171	
Vinyl chloride	10.0	8.40	84	53 - 138	
Chloroethane	10.0	8.86	89	23 - 186	
Methylene chloride	10.0	10.6	106	63 - 129	
Acetone	10.0	39.4	394*	10 - 161	a
Carbon disulfide	10.0	8.34	83	54 - 132	
1,1-Dichloroethane	10.0	10.5	105	73 - 126	
trans-1,2-Dichloroethene	10.0	10.0	100	73 - 126	
Chloroform	10.0	11.8	118	72 - 127	
1,2-Dichloroethane	10.0	11.8	118	68 - 132	
2-Butanone	10.0	8.32	83	21 - 142	
1,1,1-Trichloroethane	10.0	8.71	87	63 - 133	
Carbon tetrachloride	10.0	7.96	80	55 - 150	
Bromodichloromethane	10.0	10.6	106	66 - 130	
1,2-Dichloropropane	10.0	11.2	112	76 - 124	
cis-1,3-Dichloropropene	10.0	8.07	81	66 - 120	
Dibromochloromethane	10.0	9.79	98	60 - 141	
1,1,2-Trichloroethane	10.0	11.4	114	77 - 127	
trans-1,3-Dichloropropene	10.0	7.65	76	65 - 125	
Bromoform	10.0	8.02	80	46 - 153	
4-Methyl-2-pentanone	10.0	8.78	88	37 - 132	
2-Hexanone	10.0	7.21	72	25 - 132	
Tetrachloroethene	10.0	9.73	97	70 - 135	
1,1,2,2-Tetrachloroethane	10.0	11.0	110	62 - 125	
Ethylbenzene	10.0	10.2	102	72 - 126	

(Continued on next page)

SW846 8260B CHECK SAMPLE RECOVERY

Lab Name: TestAmerica Laboratories, Inc. Client: Tetra Tech NUS, Inc

Lab Code: TALPIT SDG No:

Lot #: C7K080000 WO #: KAVP51AC
BATCH: 7312657

COMPOUND	SPIKE ADDED (ug/L)	SAMPLE CONCENT. (ug/L)	% REC	QC LIMITS REC	QUAL
Styrene	10.0	10.8	108	71 - 127	
cis-1,2-Dichloroethene	10.0	11.0	110	63 - 128	
Methyl tert-butyl ether	10.0	11.1	111	64 - 123	
1,3-Dichlorobenzene	10.0	10.2	102	76 - 120	
1,4-Dichlorobenzene	10.0	9.63	96	77 - 120	
1,2-Dichlorobenzene	10.0	10.2	102	77 - 120	
1,2-Dibromoethane	10.0	12.4	124*	74 - 123	a
1,2-Dibromo-3-chloropropa	10.0	9.16	92	37 - 133	
Xylenes (total)	30.0	31.8	106	72 - 128	
Dichlorodifluoromethane	10.0	4.77	48	13 - 174	
Trichlorofluoromethane	10.0	6.32	63	51 - 156	
Isopropylbenzene	10.0	9.73	97	58 - 130	
1,2,4-Trichlorobenzene	10.0	10.4	104	49 - 124	
1,1,2-Trichloro-1,2,2-tri	10.0	6.66	67	39 - 162	
Cyclohexane	10.0	6.48	65	50 - 150	
Methyl acetate	10.0	9.78	98	50 - 150	
Methylcyclohexane	10.0	6.01	60	50 - 150	

NOTES(S):

a Spiked analyte recovery is outside stated control limits.

* Values outside of QC limits

Spike Recovery: 2 out of 48 outside limits

COMMENTS:

FORM III

SW846 8270C MATRIX SPIKE/MATRIX SPIKE DUPLICATE RECOVERY

Lab Name: TestAmerica Laboratories, Inc. Client: Tetra Tech NUS, Inc

Lab Code: TALPIT SDG No:

Matrix Spike ID: LAB MS/MSD

Lot #: C7K010111 WO #: J998L1DG
BATCH: 7311333

COMPOUND	SPIKE ADDED (ug/L)	SAMPLE CONCENT. (ug/L)	MS CONCENT. (ug/L)	MS % REC	LIMITS REC	QUAL
Phenol	18.9	ND	12.8	68	38 - 95	
2-Chlorophenol	18.9	ND	9.42	50	39 - 93	
N-Nitrosodi-n-propylamine	18.9	ND	9.87	52	41 - 96	
4-Chloro-3-methylphenol	18.9	ND	10.7	56	41 - 99	
Acenaphthene	18.9	ND	9.05	48	35 - 96	
4-Nitrophenol	18.9	ND	16.8	89	39 - 110	
2,4-Dinitrotoluene	18.9	ND	13.9	73	37 - 120	
Pentachlorophenol	18.9	ND	9.57	51	23 - 108	
Pyrene	18.9	ND	9.36	50	30 - 106	
bis(2-Chloroethyl) ether	18.9	ND	8.91	47	39 - 92	
2-Methylphenol	18.9	ND	9.20	49	43 - 90	
4-Methylphenol	37.8	ND	18.3	48	41 - 92	
Hexachloroethane	18.9	ND	8.68	46	38 - 91	
Nitrobenzene	18.9	ND	13.5	72	40 - 99	
Isophorone	18.9	ND	10.2	54	44 - 99	
2-Nitrophenol	18.9	ND	11.5	61	43 - 105	
2,4-Dimethylphenol	18.9	ND	6.71	36*	41 - 93	a
bis(2-Chloroethoxy)methan	18.9	ND	9.08	48	39 - 91	
2,4-Dichlorophenol	18.9	ND	10.5	56	41 - 96	
Naphthalene	18.9	ND	8.88	47	40 - 89	
Hexachlorobutadiene	18.9	ND	9.59	51	38 - 98	
2-Methylnaphthalene	18.9	ND	9.26	49	38 - 90	
Hexachlorocyclopentadiene	18.9	ND	3.19	17*	36 - 115	a
2,4,6-Trichlorophenol	18.9	ND	10.1	53	41 - 97	
2,4,5-Trichlorophenol	18.9	ND	10.1	53	38 - 98	
2-Chloronaphthalene	18.9	ND	8.80	47	34 - 95	
Dimethyl phthalate	18.9	ND	10.9	58	39 - 100	
Acenaphthylene	18.9	ND	9.61	51	38 - 105	

(Continued on next page)

SW846 8270C MATRIX SPIKE/MATRIX SPIKE DUPLICATE RECOVERY

Lab Name: TestAmerica Laboratories, Inc. Client: Tetra Tech NUS, Inc

Lab Code: TALPIT SDG No:

Matrix Spike ID: LAB MS/MSD

Lot #: C7K010111 WO #: J998L1DG
BATCH: 7311333

COMPOUND	SPIKE ADDED (ug/L)	SAMPLE CONCENT. (ug/L)	MS CONCENT. (ug/L)	MS % REC	LIMITS REC	QUAL
2,6-Dinitrotoluene	18.9	ND	12.2	64	40 - 117	
2,4-Dinitrophenol	18.9	ND	17.4	92	20 - 142	
Dibenzofuran	18.9	ND	9.51	50	36 - 94	
Diethyl phthalate	18.9	ND	11.7	62	36 - 103	
4-Chlorophenyl phenyl eth	18.9	ND	10.1	54	37 - 96	
Fluorene	18.9	ND	10.2	54	36 - 97	
4,6-Dinitro-2-methylpheno	18.9	ND	14.6	77	28 - 128	
N-Nitrosodiphenylamine	18.9	ND	9.69	51	35 - 93	
4-Bromophenyl phenyl ethe	18.9	ND	9.44	50	39 - 94	
Hexachlorobenzene	18.9	ND	8.97	47	40 - 88	
Phenanthrene	18.9	0.058	10.1	53	37 - 86	
Anthracene	18.9	ND	9.39	50	35 - 95	
Carbazole	18.9	ND	12.0	63	36 - 95	
Di-n-butyl phthalate	18.9	ND	10.9	57	38 - 99	
Fluoranthene	18.9	ND	11.2	59	36 - 96	
Butyl benzyl phthalate	18.9	ND	9.13	48	33 - 106	
Benzo(a)anthracene	18.9	ND	7.38	39	38 - 96	
Chrysene	18.9	ND	6.97	37	36 - 97	
bis(2-Ethylhexyl) phthala	18.9	ND	3.93	21*	33 - 110	a
Di-n-octyl phthalate	18.9	ND	3.63	19*	28 - 125	a
Benzo(b)fluoranthene	18.9	ND	5.48	29*	34 - 99	a
Benzo(k)fluoranthene	18.9	ND	4.87	26*	32 - 109	a
Benzo(a)pyrene	18.9	ND	4.53	24*	37 - 112	a
Indeno(1,2,3-cd)pyrene	18.9	ND	4.46	24*	32 - 116	a
Dibenz(a,h)anthracene	18.9	ND	4.45	24*	29 - 119	a
Benzo(ghi)perylene	18.9	ND	4.61	24*	27 - 116	a
2,2'-oxybis(1-Chloropropa	18.9	ND	8.51	45	33 - 98	

SW846 8270C MATRIX SPIKE/MATRIX SPIKE DUPLICATE RECOVERY

Lab Name: TestAmerica Laboratories, Inc. Client: Tetra Tech NUS, Inc

Lab Code: TALPIT SDG No:

Matrix Spike ID: LAB MS/MSD

Lot #: C7K010111 WO #: J998L1DH
BATCH: 7311333

COMPOUND	SPIKE ADDED (ug/L)	MSD CONCENT. (ug/L)	MSD % REC	% RPD	QC LIMITS RPD	QC LIMITS REC	QUAL
Phenol	19.0	13.2	69	2.7	39	38- 95	
2-Chlorophenol	19.0	9.44	50	0.23	39	39- 93	
N-Nitrosodi-n-propylamine	19.0	9.92	52	0.48	43	41- 96	
4-Chloro-3-methylphenol	19.0	10.5	55	1.9	42	41- 99	
Acenaphthene	19.0	8.62	45	4.8	41	35- 96	
4-Nitrophenol	19.0	17.0	89	0.89	42	39- 110	
2,4-Dinitrotoluene	19.0	13.6	72	2.0	39	37- 120	
Pentachlorophenol	19.0	9.92	52	3.5	42	23- 108	
Pyrene	19.0	9.51	50	1.6	42	30- 106	
bis(2-Chloroethyl) ether	19.0	8.97	47	0.77	38	39- 92	
2-Methylphenol	19.0	9.24	49	0.44	38	43- 90	
4-Methylphenol	38.0	18.0	47	1.3	41	41- 92	
Hexachloroethane	19.0	8.76	46	0.93	39	38- 91	
Nitrobenzene	19.0	13.1	69	2.8	42	40- 99	
Isophorone	19.0	9.81	52	3.9	43	44- 99	
2-Nitrophenol	19.0	11.3	60	1.4	41	43- 105	
2,4-Dimethylphenol	19.0	6.51	34*	3.0	40	41- 93	a
bis(2-Chloroethoxy)methan	19.0	8.88	47	2.3	46	39- 91	
2,4-Dichlorophenol	19.0	9.85	52	6.7	41	41- 96	
Naphthalene	19.0	8.68	46	2.3	43	40- 89	
Hexachlorobutadiene	19.0	9.59	50	0.0	41	38- 98	
2-Methylnaphthalene	19.0	8.64	45	6.9	42	38- 90	
Hexachlorocyclopentadiene	19.0	3.16	17*	1.0	47	36- 115	a
2,4,6-Trichlorophenol	19.0	9.43	50	6.6	39	41- 97	
2,4,5-Trichlorophenol	19.0	10.1	53	0.12	39	38- 98	
2-Chloronaphthalene	19.0	8.46	45	3.9	39	34- 95	
Dimethyl phthalate	19.0	10.3	54	5.3	42	39- 100	
Acenaphthylene	19.0	9.46	50	1.5	40	38- 105	

(Continued on next page)

SW846 8270C MATRIX SPIKE/MATRIX SPIKE DUPLICATE RECOVERY

Lab Name: TestAmerica Laboratories, Inc. Client: Tetra Tech NUS, Inc

Lab Code: TALPIT SDG No:

Matrix Spike ID: LAB MS/MSD

Lot #: C7K010111 WO #: J998L1DH

BATCH: 7311333

COMPOUND	SPIKE ADDED	MSD CONCENT.	MSD % REC	% RPD		QC LIMITS RPD	QC LIMITS REC	QUAL
2,6-Dinitrotoluene	19.0	12.1	64	0.76		40	40 - 117	
2,4-Dinitrophenol	19.0	16.5	87	5.5		53	20 - 142	
Dibenzofuran	19.0	9.43	50	0.85		39	36 - 94	
Diethyl phthalate	19.0	11.3	60	3.2		39	36 - 103	
4-Chlorophenyl phenyl eth	19.0	9.85	52	2.6		38	37 - 96	
Fluorene	19.0	9.86	52	3.0		40	36 - 97	
4,6-Dinitro-2-methylpheno	19.0	14.8	78	1.1		41	28 - 128	
N-Nitrosodiphenylamine	19.0	9.82	52	1.3		36	35 - 93	
4-Bromophenyl phenyl ethe	19.0	9.79	52	3.6		40	39 - 94	
Hexachlorobenzene	19.0	9.23	49	2.8		35	40 - 88	
Phenanthrene	19.0	10.3	54	1.9		36	37 - 86	
Anthracene	19.0	9.52	50	1.3		37	35 - 95	
Carbazole	19.0	12.3	65	2.4		35	36 - 95	
Di-n-butyl phthalate	19.0	11.2	59	2.9		38	38 - 99	
Fluoranthene	19.0	11.4	60	2.1		39	36 - 96	
Butyl benzyl phthalate	19.0	9.31	48	1.9		40	33 - 106	
Benzo(a)anthracene	19.0	7.51	40	1.8		36	38 - 96	
Chrysene	19.0	7.05	37	1.1		42	36 - 97	
bis(2-Ethylhexyl) phthala	19.0	3.96	21*	0.98		40	33 - 110	a
Di-n-octyl phthalate	19.0	3.59	19*	1.1		44	28 - 125	a
Benzo(b)fluoranthene	19.0	5.24	28*	4.6		46	34 - 99	a
Benzo(k)fluoranthene	19.0	4.85	26*	0.27		31	32 - 109	a
Benzo(a)pyrene	19.0	4.50	24*	0.79		40	37 - 112	a
Indeno(1,2,3-cd)pyrene	19.0	4.39	23*	1.6		54	32 - 116	a
Dibenz(a,h)anthracene	19.0	4.40	23*	1.2		44	29 - 119	a
Benzo(ghi)perylene	19.0	4.47	24*	3.1		44	27 - 116	a
2,2'-oxybis(1-Chloropropa	19.0	8.63	45	1.4		42	33 - 98	

5B

SEMIVOLATILE ORGANIC GC/MS TUNING AND MASS CALIBRATION - DECAFLUOROTRIPHENYLPHOSPHINE (DFTPP)

Lab Name: TESTAMERICA PITTSBURGH Contract:

Lab Code: TA Case No.: SAS No.: . SDG No.: _

Lab File ID: N1106DF1 DFTPP Injection Date: 11/06/07

Instrument ID: 733 DFTPP Injection Time: 2125

m/e	ION ABUNDANCE CRITERIA	% RELATIVE ABUNDANCE	
51	30.0 - 60.0% of mass 198	49.2	
68	Less than 2.0% of mass 69	0.2	(0.5)1
69	Mass 69 relative abundance	46.0	
70	Less than 2.0% of mass 69	0.1	(0.2)1
127	40.0 - 60.0% of mass 198	51.2	
197	Less than 1.0% of mass 198	0.8	
198	Base Peak, 100% relative abundance	100.0	
199	5.0 - 9.0% of mass 198	6.8	
275	10.0 - 30.0% of mass 198	21.7	
365	Greater than 1.0% of mass 198	3.0	
441	Present, but less than mass 443	10.0	
442	Greater than 40.0% of mass 198	66.2	
443	17.0 - 23.0% of mass 442	13.9	(21.0)2

1-Value is % of mass 69 2-Value is % of mass 442

THIS TUNE APPLIES TO THE FOLLOWING SAMPLES, MS, MSD, BLANKS, AND STANDARDS:

	EPA SAMPLE NO.	LAB SAMPLE ID	LAB FILE ID	DATE ANALYZED	TIME ANALYZED
01	SSTD0.4	SSTD0.4	N1106IC1	11/06/07	2140
02	SSTD2.0	SSTD2.0	N1106IC2	11/06/07	2209
03	SSTD4.0	SSTD4.0	N1106IC3	11/06/07	2238
04	SSTD10	SSTD10	N1106IC4	11/06/07	2306
05	SSTD20	SSTD20	N1106IC5	11/06/07	2335
06	SSTD40	SSTD40	N1106IC6	11/07/07	0004
07	SSTD80	SSTD80	N1106IC7	11/07/07	0032
08					
09					
10					
11					
12					
13					
14					
15					
16					
17					
18					
19					
20					
21					
22					

FORM 5
SEMIVOLATILE ORGANIC INSTRUMENT PERFORMANCE CHECK
DECAFLUOROTRIPHENYLPHOSPHINE (DFTPP)

Lab Name: TESTAMERICA PITTSBURGH Contract:

Lab Code: TA Case No.: SAS No.: SDG No.: C7K020216

Lab File ID: N1121DF1 DFTPP Injection Date: 11/21/07

Instrument ID: 733 DFTPP Injection Time: 0139

m/e	ION ABUNDANCE CRITERIA	% RELATIVE ABUNDANCE
51	30.0 - 60.0% of mass 198	52.0
68	Less than 2.0% of mass 69	0.0 (0.0)1
69	Mass 69 relative abundance	48.0
70	Less than 2.0% of mass 69	0.3 (0.7)1
127	40.0 - 60.0% of mass 198	53.6
197	Less than 1.0% of mass 198	0.0
198	Base Peak, 100% relative abundance	100.0
199	5.0 to 9.0% of mass 198	6.8
275	10.0 - 30.0% of mass 198	22.9
365	Greater than 1.0% of mass 198	2.95
441	Present, but less than mass 443	11.3
442	Greater than 40.0% of mass 198	72.5
443	17.0 - 23.0% of mass 442	13.4 (18.5)2

1-Value is % mass 69 2-Value is % mass 442

THIS CHECK APPLIES TO THE FOLLOWING SAMPLES, MS, MSD, BLANKS, AND STANDARDS:

	EPA SAMPLE NO.	LAB SAMPLE ID	LAB FILE ID	DATE ANALYZED	TIME ANALYZED
01	SSTD4.0	SSTD4.0	N11210CC	11/21/07	0155
02	INTRA-LAB BL	KANWC1AA	N1121017	11/21/07	0954
03	INTRA-LAB CH	KANWC1AC	N1121018	11/21/07	1022
04					
05					
06					
07					
08					
09					
10					
11					
12					
13					
14					
15					
16					
17					
18					
19					
20					
21					
22					

TestAmerica Pittsburgh

CONTINUING CALIBRATION COMPOUNDS

Instrument ID: 733.i
Lab File ID: N11210CC.D
Analysis Type:
Lab Sample ID: sstd4.0
Method: \\PITSVR06\D\chem\733.i\N112107.b\827011.m

Injection Date: 21-NOV-2007 01:55
Init. Cal. Date(s): 06-NOV-2007 07-NOV-2007
Init. Cal. Times: 21:40 00:32
Quant Type: ISTD

COMPOUND	RRF / AMOUNT	RF4	MIN RRF	%D / %DRIFT	MAX %D / %DRIFT	CURVE TYPE
78 2,6-Dinitrotoluene	0.23130	0.23052	0.010	0.33811	25.00000	Averaged
79 Acenaphthylene	1.61454	1.54249	0.010	4.46258	25.00000	Averaged
81 3-Nitroaniline	0.26586	0.29321	0.010	-10.28829	25.00000	Averaged
82 Acenaphthene	1.07633	1.05645	0.010	1.84675	20.00000	Averaged
83 2,4-Dinitrophenol	0.09091	0.08862	0.050	2.51068	50.00000	Averaged
85 4-Nitrophenol	0.13935	0.19571	0.050	-40.44882	50.00000	Averaged
86 Dibenzofuran	1.56713	1.59954	0.010	-2.06827	25.00000	Averaged
87 2,4-Dinitrotoluene	0.29609	0.36007	0.010	-21.60601	25.00000	Averaged
91 2,3,5,6-Tetrachlorophenol	0.28794	0.28174	0.010	2.15163	25.00000	Averaged
88 2,3,4,6-Tetrachlorophenol	0.26973	0.27988	0.010	-3.76295	25.00000	Averaged
92 2-Naphthylamine	0.70197	0.70940	0.010	-1.05905	25.00000	Averaged
93 Diethylphthalate	1.13279	1.21306	0.010	-7.08631	25.00000	Averaged
94 Fluorene	1.24078	1.27138	0.010	-2.46608	25.00000	Averaged
95 4-Chlorophenyl-phenylether	0.56746	0.63641	0.010	-12.15122	25.00000	Averaged
96 4-Nitroaniline	0.27674	0.29429	0.010	-6.33926	25.00000	Averaged
98 4,6-Dinitro-2-methylphenol	0.08205	0.07270	0.010	11.39314	25.00000	Averaged
99 N-Nitrosodiphenylamine (1)	0.50366	0.48714	0.010	3.27988	20.00000	Averaged
100 1,2-Diphenylhydrazine	0.77898	0.69423	0.010	10.87950	25.00000	Averaged
106 4-Bromophenyl-phenylether	0.18396	0.20006	0.010	-8.75308	25.00000	Averaged
107 Hexachlorobenzene	0.18473	0.20913	0.010	-13.20677	25.00000	Averaged
210 Atrazine	0.17550	0.17790	0.010	-1.36810	25.00000	Averaged
111 Pentachlorophenol	0.11461	0.12871	0.010	-12.30069	20.00000	Averaged
115 Phenanthrene	1.07903	1.04304	0.010	3.33584	25.00000	Averaged
116 Anthracene	1.05037	1.01283	0.010	3.57426	25.00000	Averaged
119 Carbazole	0.95217	0.96809	0.010	-1.67233	25.00000	Averaged
120 Di-n-Butylphthalate	1.14488	1.15341	0.010	-0.74448	25.00000	Averaged
123 Fluoranthene	1.11612	1.19283	0.010	-6.87321	20.00000	Averaged
124 Benzidine	0.37446	0.29906	0.010	20.13459	25.00000	Averaged
125 Pyrene	1.30240	1.19092	0.010	8.55987	25.00000	Averaged
131 Butylbenzylphthalate	0.56290	0.53600	0.010	4.77861	25.00000	Averaged
135 3,3'-Dichlorobenzidine	0.34930	0.38660	0.010	-10.68046	25.00000	Averaged
136 Benzo(a)Anthracene	1.13703	1.13359	0.010	0.30208	25.00000	Averaged
137 Chrysene	1.08232	1.06903	0.010	1.22804	25.00000	Averaged
139 bis(2-ethylhexyl)Phthalate	0.81420	0.78983	0.010	2.99318	25.00000	Averaged
140 Di-n-octylphthalate	1.83649	1.92621	0.010	-4.88528	20.00000	Averaged
141 Benzo(b)fluoranthene	1.42937	1.37021	0.010	4.13864	25.00000	Averaged
142 Benzo(k)fluoranthene	1.44252	1.36676	0.010	5.25189	25.00000	Averaged
143 7,12-dimethylbenz[a]anthrac	0.66840	0.60889	0.010	8.90350	25.00000	Averaged
146 Benzo(a)pyrene	1.24357	1.20661	0.010	2.97227	20.00000	Averaged
149 Indeno(1,2,3-cd)pyrene	1.31679	1.33850	0.010	-1.64837	25.00000	Averaged
150 Dibenz(a,h)anthracene	1.11723	1.12298	0.010	-0.51462	25.00000	Averaged
151 Benzo(g,h,i)perylene	1.11856	1.14691	0.010	-2.53371	25.00000	Averaged

FORM 5
SEMIVOLATILE ORGANIC INSTRUMENT PERFORMANCE CHECK
DECAFLUOROTRIPHENYLPHOSPHINE (DFTPP)

Lab Name: TESTAMERICA PITTSBURGH Contract:

Lab Code: TA Case No.: SAS No.: SDG No.: C7K020216

Lab File ID: N1122DF1 DFTPP Injection Date: 11/22/07

Instrument ID: 733 DFTPP Injection Time: 0448

m/e	ION ABUNDANCE CRITERIA	% RELATIVE ABUNDANCE
51	30.0 - 60.0% of mass 198	52.0
68	Less than 2.0% of mass 69	0.2 (0.3)1
69	Mass 69 relative abundance	49.3
70	Less than 2.0% of mass 69	0.3 (0.5)1
127	40.0 - 60.0% of mass 198	51.7
197	Less than 1.0% of mass 198	0.5
198	Base Peak, 100% relative abundance	100.0
199	5.0 to 9.0% of mass 198	6.6
275	10.0 - 30.0% of mass 198	22.3
365	Greater than 1.0% of mass 198	3.16
441	Present, but less than mass 443	10.4
442	Greater than 40.0% of mass 198	67.7
443	17.0 - 23.0% of mass 442	13.5 (20.0)2

1-Value is % mass 69 2-Value is % mass 442

THIS CHECK APPLIES TO THE FOLLOWING SAMPLES, MS, MSD, BLANKS, AND STANDARDS:

	EPA SAMPLE NO.	LAB SAMPLE ID	LAB FILE ID	DATE ANALYZED	TIME ANALYZED
01	SSTD4.0	SSTD4.0	N1122OCC	11/22/07	0504
02	INTRA-LAB CH	KAKQK1AC	N1122018	11/22/07	0532
03	INTRA-LAB BL	KAKQK1AA	N1122017	11/22/07	0601
04	FMC 16	KAE1J1AM	N1122009	11/22/07	1014
05	FMC 18	KAE1K1AM	N1122010	11/22/07	1042
06	FMC 20	KAE1P1AM	N1122011	11/22/07	1110
07	FMC 22	KAE1R1AM	N1122012	11/22/07	1138
08	FMC 3	KAE101AM	N1122013	11/22/07	1207
09	FMC 5	KAE151AM	N1122014	11/22/07	1235
10	FMC 7	KAE191AM	N1122015	11/22/07	1303
11	FMC 25	KAE2E1AM	N1122016	11/22/07	1331
12					
13					
14					
15					
16					
17					
18					
19					
20					
21					
22					

TestAmerica Pittsburgh

CONTINUING CALIBRATION COMPOUNDS

Instrument ID: 733.i Injection Date: 22-NOV-2007 05:04
Lab File ID: N11220CC.D Init. Cal. Date(s): 06-NOV-2007 07-NOV-2007
Analysis Type: Init. Cal. Times: 21:40 00:32
Lab Sample ID: sstd4.0 Quant Type: ISTD
Method: \\PITSVR06\D\chem\733.i\N112207.b\827011.m

COMPOUND	RRF / AMOUNT	RF4	MIN RRF	%D / %DRIFT	MAX %D / %DRIFT	CURVE TYPE
78 2,6-Dinitrotoluene	0.23130	0.26168	0.010	-13.13334	25.00000	Averaged
79 Acenaphthylene	1.61454	1.51886	0.010	5.92586	25.00000	Averaged
81 3-Nitroaniline	0.26586	0.28108	0.010	-5.72734	25.00000	Averaged
82 Acenaphthene	1.07633	1.03130	0.010	4.18369	20.00000	Averaged
83 2,4-Dinitrophenol	0.09091	0.09615	0.050	-5.77118	50.00000	Averaged
85 4-Nitrophenol	0.13935	0.17754	0.050	-27.40811	50.00000	Averaged
86 Dibenzofuran	1.56713	1.63655	0.010	-4.43011	25.00000	Averaged
87 2,4-Dinitrotoluene	0.29609	0.33059	0.010	-11.65132	25.00000	Averaged
91 2,3,5,6-Tetrachlorophenol	0.28794	0.25408	0.010	11.75872	25.00000	Averaged
88 2,3,4,6-Tetrachlorophenol	0.26973	0.28052	0.010	-4.00209	25.00000	Averaged
92 2-Naphthylamine	0.70197	0.74673	0.010	-6.37762	25.00000	Averaged
93 Diethylphthalate	1.13279	1.21902	0.010	-7.61231	25.00000	Averaged
94 Fluorene	1.24078	1.26538	0.010	-1.98309	25.00000	Averaged
95 4-Chlorophenyl-phenylether	0.56746	0.62224	0.010	-9.65402	25.00000	Averaged
96 4-Nitroaniline	0.27674	0.30462	0.010	-10.07428	25.00000	Averaged
98 4,6-Dinitro-2-methylphenol	0.08205	0.07337	0.010	10.57060	25.00000	Averaged
99 N-Nitrosodiphenylamine (1)	0.50366	0.48847	0.010	3.01681	20.00000	Averaged
100 1,2-Diphenylhydrazine	0.77898	0.71553	0.010	8.14629	25.00000	Averaged
106 4-Bromophenyl-phenylether	0.18396	0.18187	0.010	1.13475	25.00000	Averaged
107 Hexachlorobenzene	0.18473	0.19608	0.010	-6.14325	25.00000	Averaged
210 Atrazine	0.17550	0.16799	0.010	4.28224	25.00000	Averaged
111 Pentachlorophenol	0.11461	0.12083	0.010	-5.42444	20.00000	Averaged
115 Phenanthrene	1.07903	1.06580	0.010	1.22640	25.00000	Averaged
116 Anthracene	1.05037	1.02238	0.010	2.66437	25.00000	Averaged
119 Carbazole	0.95217	0.98254	0.010	-3.19025	25.00000	Averaged
120 Di-n-Butylphthalate	1.14488	1.09623	0.010	4.24918	25.00000	Averaged
123 Fluoranthene	1.11612	1.18134	0.010	-5.84343	20.00000	Averaged
124 Benzidine	0.37446	0.29740	0.010	20.57745	25.00000	Averaged
125 Pyrene	1.30240	1.12627	0.010	13.52322	25.00000	Averaged
131 Butylbenzylphthalate	0.56290	0.51747	0.010	8.06988	25.00000	Averaged
135 3,3'-Dichlorobenzidine	0.34930	0.37607	0.010	-7.66477	25.00000	Averaged
136 Benzo(a)Anthracene	1.13703	1.10525	0.010	2.79440	25.00000	Averaged
137 Chrysene	1.08232	1.05827	0.010	2.22155	25.00000	Averaged
139 bis(2-ethylhexyl)Phthalate	0.81420	0.76428	0.010	6.13068	25.00000	Averaged
140 Di-n-octylphthalate	1.83649	1.70190	0.010	7.32860	20.00000	Averaged
141 Benzo(b)fluoranthene	1.42937	1.39621	0.010	2.32034	25.00000	Averaged
142 Benzo(k)fluoranthene	1.44252	1.38954	0.010	3.67280	25.00000	Averaged
143 7,12-dimethylbenz[a]anthrac	0.66840	0.58122	0.010	13.04355	25.00000	Averaged
146 Benzo(a)pyrene	1.24357	1.21041	0.010	2.66671	20.00000	Averaged
149 Indeno(1,2,3-cd)pyrene	1.31679	1.47283	0.010	-11.84979	25.00000	Averaged
150 Dibenz(a,h)anthracene	1.11723	1.21235	0.010	-8.51387	25.00000	Averaged
151 Benzo(g,h,i)perylene	1.11856	1.23859	0.010	-10.73025	25.00000	Averaged

5B

SEMIVOLATILE ORGANIC GC/MS TUNING AND MASS CALIBRATION - DECAFLUOROTRIPHENYLPHOSPHINE (DFTPP)

Lab Name: TESTAMERICA PITTSBURGH Contract:

Lab Code: TA Case No.: SAS No.: SDG No.: _

Lab File ID: N1124DF2 DFTPP Injection Date: 11/24/07

Instrument ID: 733 DFTPP Injection Time: 0508

m/e	ION ABUNDANCE CRITERIA	% RELATIVE ABUNDANCE
51	30.0 - 60.0% of mass 198	43.8
68	Less than 2.0% of mass 69	0.6 (1.3)1
69	Mass 69 relative abundance	45.7
70	Less than 2.0% of mass 69	0.5 (1.1)1
127	40.0 - 60.0% of mass 198	49.8
197	Less than 1.0% of mass 198	0.0
198	Base Peak, 100% relative abundance	100.0
199	5.0 - 9.0% of mass 198	7.0
275	10.0 - 30.0% of mass 198	19.6
365	Greater than 1.0% of mass 198	2.8
441	Present, but less than mass 443	9.9
442	Greater than 40.0% of mass 198	56.2
443	17.0 - 23.0% of mass 442	12.7 (22.5)2

1-Value is % of mass 69 2-Value is % of mass 442

THIS TUNE APPLIES TO THE FOLLOWING SAMPLES, MS, MSD, BLANKS, AND STANDARDS:

	EPA SAMPLE NO.	LAB SAMPLE ID	LAB FILE ID	DATE ANALYZED	TIME ANALYZED
01	SSTD4.0	SSTD4.0	N11240CC	11/24/07	0524
02	SSTD0.4	SSTD0.4	N1124IC1	11/24/07	0552
03	SSTD2.0	SSTD2.0	N1124IC2	11/24/07	0621
04	SSTD10	SSTD10	N1124IC4	11/24/07	0650
05	SSTD20	SSTD20	N1124IC5	11/24/07	0719
06	SSTD040	SSTD40	N1124IC6	11/24/07	0747
07	SSTD80	SSTD80	N1124IC7	11/24/07	0816
08					
09					
10					
11					
12					
13					
14					
15					
16					
17					
18					
19					
20					
21					
22					

FORM 5
SEMIVOLATILE ORGANIC INSTRUMENT PERFORMANCE CHECK
DECAFLUOROTRIPHENYLPHOSPHINE (DFTPP)

Lab Name: TESTAMERICA PITTSBURGH Contract:

Lab Code: TA Case No.: SAS No.: SDG No.: C7K020216

Lab File ID: N1126DF1 DFTPP Injection Date: 11/26/07

Instrument ID: 733 DFTPP Injection Time: 0148

m/e	ION ABUNDANCE CRITERIA	% RELATIVE ABUNDANCE
51	30.0 - 60.0% of mass 198	40.0
68	Less than 2.0% of mass 69	0.0 (0.0)1
69	Mass 69 relative abundance	43.5
70	Less than 2.0% of mass 69	0.3 (0.7)1
127	40.0 - 60.0% of mass 198	50.2
197	Less than 1.0% of mass 198	0.5
198	Base Peak, 100% relative abundance	100.0
199	5.0 to 9.0% of mass 198	6.8
275	10.0 - 30.0% of mass 198	20.9
365	Greater than 1.0% of mass 198	2.61
441	Present, but less than mass 443	9.4
442	Greater than 40.0% of mass 198	60.0
443	17.0 - 23.0% of mass 442	11.7 (19.5)2

1-Value is % mass 69 2-Value is % mass 442

THIS CHECK APPLIES TO THE FOLLOWING SAMPLES, MS, MSD, BLANKS, AND STANDARDS:

	EPA SAMPLE NO.	LAB SAMPLE ID	LAB FILE ID	DATE ANALYZED	TIME ANALYZED
01	SST4.0	SSTD4.0	N11260CC	11/26/07	0203
02	INTRA-LAB BL	KARGG1AA	N1126016	11/26/07	0231
03	INTRA-LAB CH	KARGG1AC	N1126017	11/26/07	0328
04	INTRA-LAB CH	KARGG1AD	N1126018	11/26/07	0357
05					
06					
07					
08					
09					
10					
11					
12					
13					
14					
15					
16					
17					
18					
19					
20					
21					
22					

TestAmerica Pittsburgh

CONTINUING CALIBRATION COMPOUNDS

Instrument ID: 733.i
Lab File ID: N11260CC.D
Analysis Type:
Lab Sample ID: sstd4.0
Method: \\PITSVR06\D\chem\733.i\N112607.b\827011.m

Injection Date: 26-NOV-2007 02:03
Init. Cal. Date(s): 24-NOV-2007 24-NOV-2007
Init. Cal. Times: 05:24 08:16
Quant Type: ISTD

COMPOUND	RRF / AMOUNT	RF4	MIN RRF	%D / %DRIFT	MAX %D / %DRIFT	CURVE TYPE	
198 1,4-Dioxane	0.35736	0.40251	0.010	-12.63484	25.00000	Averaged	
10 N-Nitrosodimethylamine	0.47306	0.52743	0.010	-11.49167	25.00000	Averaged	
9 Pyridine	0.95506	0.97261	0.010	-1.83758	25.00000	Averaged	
16 Methyl methanesulfonate	0.71817	0.79627	0.010	-10.87483	25.00000	Averaged	
206 Benzaldehyde	0.58720	0.54556	0.010	7.09017	25.00000	Averaged	
21 Aniline	1.88612	1.97662	0.010	-4.79797	25.00000	Averaged	
22 Phenol	1.59311	1.66028	0.010	-4.21648	20.00000	Averaged	
23 bis(2-Chloroethyl)ether	1.26860	1.19053	0.010	6.15423	25.00000	Averaged	
24 2-Chlorophenol	1.32797	1.33603	0.010	-0.60724	25.00000	Averaged	
26 1,3-Dichlorobenzene	1.56011	1.59934	0.010	-2.51425	25.00000	Averaged	
27 1,4-Dichlorobenzene	1.60640	1.52350	0.010	5.16082	20.00000	Averaged	
28 1,2-Dichlorobenzene	1.55965	1.54229	0.010	1.11270	25.00000	Averaged	
29 Benzyl Alcohol	0.81065	0.80700	0.010	0.45097	25.00000	Averaged	
30 2-Methylphenol	1.18958	1.21280	0.010	-1.95239	25.00000	Averaged	
31 2,2'-oxybis(1-Chloropropane	2.05252	1.99301	0.010	2.89904	25.00000	Averaged	
37 Acetophenone	1.76551	1.76503	0.010	0.02722	25.00000	Averaged	
32 N-Nitroso-di-n-propylamine	0.87639	0.88360	0.050	-0.82271	50.00000	Averaged	
192 4-Methylphenol	1.26177	1.27999	0.010	-1.44365	25.00000	Averaged	
34 Hexachloroethane	0.68063	0.68039	0.010	0.03561	25.00000	Averaged	
35 Nitrobenzene	0.38945	0.36383	0.010	6.57881	25.00000	Averaged	
41 Isophorone	0.63259	0.61380	0.010	2.96940	25.00000	Averaged	
42 2-Nitrophenol	0.17798	0.18061	0.010	-1.47976	20.00000	Averaged	
43 2,4-Dimethylphenol	0.34075	0.33648	0.010	1.25066	25.00000	Averaged	
44 bis(2-Chloroethoxy)methane	0.41703	0.40185	0.010	3.64000	25.00000	Averaged	
48 2,4-Dichlorophenol	0.29817	0.29451	0.010	1.22902	20.00000	Averaged	
49 Benzoic Acid	0.22123	0.15989	0.010	27.72410	25.00000	Averaged	<-
50 1,2,4-Trichlorobenzene	0.35602	0.33561	0.010	5.73263	25.00000	Averaged	
51 Naphthalene	1.07381	1.02135	0.010	4.88517	25.00000	Averaged	
52 4-Chloroaniline	0.42784	0.39149	0.010	8.49734	25.00000	Averaged	
54 2,6-Dichlorophenol	0.31178	0.31422	0.010	-0.78220	25.00000	Averaged	
56 Hexachlorobutadiene	0.21291	0.19983	0.010	6.14310	20.00000	Averaged	
208 Caprolactam	0.09338	0.09151	0.010	2.00195	25.00000	Averaged	
59 4-Chloro-3-Methylphenol	0.29692	0.28232	0.010	4.91489	20.00000	Averaged	
62 2-Methylnaphthalene	0.72425	0.69639	0.010	3.84704	25.00000	Averaged	
63 1-Methylnaphthalene	0.69373	0.63056	0.010	9.10587	25.00000	Averaged	
64 Hexachlorocyclopentadiene	0.32129	0.23425	0.050	27.09228	50.00000	Averaged	
66 2,4,6-Trichlorophenol	0.34794	0.34892	0.010	-0.28108	20.00000	Averaged	
67 2,4,5-Trichlorophenol	0.39294	0.38756	0.010	1.37079	25.00000	Averaged	
209 1,1'-Biphenyl	1.33362	1.33503	0.010	-0.10557	25.00000	Averaged	
70 2-Chloronaphthalene	1.11027	1.10313	0.010	0.64328	25.00000	Averaged	
73 2-Nitroaniline	0.29397	0.29738	0.010	-1.15936	25.00000	Averaged	
76 Dimethylphthalate	1.19379	1.19021	0.010	0.29943	25.00000	Averaged	

CALCULATION WORKSHEET

CLIENT: MARTIN STATE AIRPORT	**SDG No.** C7K020216
SUBJECT: EXAMPLE CALCULATION - VOCS - WATER	
BY: T. JACKMAN	**DATE:** 02/20/08

Sample FMC 12 **Concentration = 1.3 ug/L**	**Trichloroethene**

EQUATION:

$$C_w = \frac{A_x \times Is \times Df}{Ais \times RRF \times V_o}$$

Where:

C_w	=	analyte concentration in water		ug/L
A_x	=	analyte response	=	15919
Is	=	amount of internal standard	=	50 ng
Df	=	dilution factor	=	1
Ais	=	response of internal standard	=	484847
RRF	=	response factor of compound	=	0.25353
Vo	=	volume of water purged	=	5 mL

Therefore: the concentration of trichloroethene in water =

$$\frac{15919 \times 50ng \times 1}{484847 \times 0.25353 \times 5mL}$$

C_w = 1.3 ug/L

Tetra Tech NUS, Inc

Client Sample ID: FMC 12

GC/MS Volatiles

Lot-Sample #...: C7K020216-005
Date Sampled...: 10/30/07
Prep Date.....: 11/08/07
Prep Batch #...: 7312657
Dilution Factor: 1
Analyst ID.....: 403419

Work Order #...: KAE1D1AN
Date Received..: 11/02/07
Analysis Date..: 11/09/07
Analysis Time..: 01:37
Initial Wgt/Vol: 5 mL
Instrument ID..: HP6
Method.....: SW846 8260B

Matrix.....: WATER
MS Run #.....: 7312348

Final Wgt/Vol..: 5 mL

PARAMETER	RESULT	REPORTING LIMIT	UNITS	MDL
Acetone	ND	5.0	ug/L	2.5
Benzene	ND	1.0	ug/L	0.19
Bromodichloromethane	ND	1.0	ug/L	0.099
Bromoform	ND	1.0	ug/L	0.27
Bromomethane	ND	1.0	ug/L	0.18
2-Butanone	ND	5.0	ug/L	0.65
Carbon disulfide	ND	1.0	ug/L	0.11
Carbon tetrachloride	ND	1.0	ug/L	0.22
Chlorobenzene	ND	1.0	ug/L	0.33
Chloroethane	ND	1.0	ug/L	0.11
Chloroform	ND	1.0	ug/L	0.068
Chloromethane	ND	1.0	ug/L	0.14
Cyclohexane	ND	1.0	ug/L	0.11
Dibromochloromethane	ND	1.0	ug/L	0.20
1,2-Dibromo-3-chloropropane	ND	1.0	ug/L	0.26
1,2-Dibromoethane	ND	1.0	ug/L	0.15
1,3-Dichlorobenzene	ND	1.0	ug/L	0.10
1,4-Dichlorobenzene	ND	1.0	ug/L	0.10
1,2-Dichlorobenzene	ND	1.0	ug/L	0.086
Dichlorodifluoromethane	ND	1.0	ug/L	0.23
1,1-Dichloroethane	ND	1.0	ug/L	0.19
1,2-Dichloroethane	ND	1.0	ug/L	0.076
1,1-Dichloroethene	ND	1.0	ug/L	0.17
cis-1,2-Dichloroethene	**0.52 J**	**1.0**	**ug/L**	**0.090**
trans-1,2-Dichloroethene	ND	1.0	ug/L	0.097
1,2-Dichloropropane	ND	1.0	ug/L	0.24
cis-1,3-Dichloropropene	ND	1.0	ug/L	0.13
trans-1,3-Dichloropropene	ND	1.0	ug/L	0.16
Ethylbenzene	ND	1.0	ug/L	0.066
2-Hexanone	ND	5.0	ug/L	0.55
Isopropylbenzene	ND	1.0	ug/L	0.27
Methyl acetate	ND	1.0	ug/L	0.17
Methylene chloride	ND	1.0	ug/L	0.19
Methylcyclohexane	ND	1.0	ug/L	0.18
4-Methyl-2-pentanone	ND	5.0	ug/L	0.61
Methyl tert-butyl ether	ND	1.0	ug/L	0.13

(Continued on next page)

Tetra Tech NUS, Inc

Client Sample ID: FMC 12

GC/MS Volatiles

Lot-Sample #...: C7K020216-005 Work Order #...: KAE1D1AN Matrix.....: WATER

PARAMETER	RESULT	REPORTING LIMIT	UNITS	MDL
Styrene	ND	1.0	ug/L	0.25
1,1,2,2-Tetrachloroethane	ND	1.0	ug/L	0.22
1,2,4-Trichloro-benzene	ND	1.0	ug/L	0.11
Tetrachloroethene	ND	1.0	ug/L	0.088
1,1,1-Trichloroethane	ND	1.0	ug/L	0.11
1,1,2-Trichloroethane	ND	1.0	ug/L	0.11
Trichloroethene	**1.3**	**1.0**	**ug/L**	**0.22**
Trichlorofluoromethane	ND	1.0	ug/L	0.17
1,1,2-Trichloro-1,2,2-trifluoroethane	ND	1.0	ug/L	0.14
Toluene	ND	1.0	ug/L	0.21
Vinyl chloride	**0.29 J**	**1.0**	**ug/L**	**0.11**
Xylenes (total)	ND	3.0	ug/L	0.20

SURROGATE	PERCENT RECOVERY	RECOVERY LIMITS
Toluene-d8	96	(71 - 118)
1,2-Dichloroethane-d4	122	(64 - 135)
4-Bromofluorobenzene	91	(70 - 118)
Dibromofluoromethane	113	(64 - 128)

NOTE(S):

J Estimated result. Result is less than RL.

TestAmerica Pittsburgh

VOLATILE REPORT SW-846 Method

Data file : \\pitsvr06\d\chem\hp6.i\6110807N.b\61108N11.D
Lab Smp Id: kae1d1an Client Smp ID: FMC 12
Inj Date : 09-NOV-2007 01:37
Operator : 403419 Inst ID: hp6.i
Smp Info : c7k020216-005 5ml
Misc Info : kae1d1an,6110807N.b,8260ee.m,1-42.sub
Comment :
Method : \\PITSVR06\D\chem\hp6.i\6110807N.b\8260ee.m
Meth Date : 08-Nov-2007 23:44 stumpm Quant Type: ISTD
Cal Date : 05-NOV-2007 15:05 Cal File: 1F61105.D
Als bottle: 6
Dil Factor: 1.00000
Integrator: HP RTE Compound Sublist: 1-42.sub
Target Version: 4.14
Processing Host: PITPC-112

Concentration Formula: Amt * DF * 1/Vo*Vt * CpndVariable

Name	Value	Description
DF	1.000	Dilution Factor
Vo	5.000	Sample Volume
Vt	1.000	mg/L conversion (1.0 if no conversion)
Cpnd Variable		Local Compound Variable

Compounds	QUANT SIG MASS	RT	EXP RT	REL RT	RESPONSE	CONCENTRATIONS ON-COLUMN (ng)	FINAL (UG/L)
* 46 Fluorobenzene	96	7.138	7.133	(1.000)	484847	50.0000	
* 69 Chlorobenzene-d5	119	10.241	10.242	(1.000)	432278	50.0000	
* 92 1,4-Dichlorobenzene-d4	152	12.565	12.566	(1.000)	203212	50.0000	
$ 39 Dibromofluoromethane	113	6.384	6.379	(0.894)	116204	56.2851	11.26
$ 43 1,2-Dichloroethane-d4	65	6.761	6.756	(0.947)	191737	60.7304	12.15
$ 59 Toluene-d8	98	8.799	8.800	(0.859)	517155	48.1536	9.631
$ 80 Bromofluorobenzene	95	11.415	11.410	(0.908)	216998	45.5057	9.101
1 Dichlorodifluoromethane	85	Compound Not Detected.					
2 Chloromethane	50	Compound Not Detected.					
3 Vinyl Chloride	62	1.809	1.810	(0.254)	5928	1.46699	0.2934
4 Bromomethane	94	Compound Not Detected.					
5 Chloroethane	64	Compound Not Detected.					
6 Trichlorofluoromethane	101	Compound Not Detected.					
12 1,1-Dichloroethene	96	Compound Not Detected.					
13 Acetone	43	Compound Not Detected.					
15 Carbon Disulfide	76	Compound Not Detected.					
18 Methylene Chloride	84	Compound Not Detected.					
19 trans-1,2-Dichloroethene	96	Compound Not Detected.					
20 Methyl tert-butyl ether	73	Compound Not Detected.					
24 1,1-Dichloroethane	63	Compound Not Detected.					
27 2,2-Dichloropropane	77	Compound Not Detected.					
28 cis-1,2-dichloroethene	96	5.788	5.783	(0.811)	6921	2.62454	0.5249

	Compounds	QUANT SIG MASS	RT	EXP RT	REL RT	RESPONSE	CONCENTRATIONS ON-COLUMN (ng)	FINAL (UG/L)
M	29 1,2-Dichloroethene (total)	96				6921	2.62454	0.5249
	30 Bromochloromethane	128	Compound Not Detected.					
	31 2-Butanone	43	Compound Not Detected.					
	37 Chloroform	83	Compound Not Detected.					
	38 1,1,1-Trichloroethane	97	Compound Not Detected.					
	40 1,1-Dichloropropene	75	Compound Not Detected.					
	41 Carbon Tetrachloride	117	Compound Not Detected.					
	42 Benzene	78	Compound Not Detected.					
	45 1,2-Dichloroethane	62	Compound Not Detected.					
	47 Trichloroethene	130	7.540	7.535	(1.056)	15919	6.47525	1.295
	49 1,2-Dichloropropane	63	Compound Not Detected.					
	50 Dibromomethane	93	Compound Not Detected.					
	53 Bromodichloromethane	83	Compound Not Detected.					
	57 cis-1,3-Dichloropropene	75	Compound Not Detected.					
	58 4-Methyl-2-Pentanone	43	Compound Not Detected.					
	60 Toluene	91	Compound Not Detected.					
	61 trans-1,3-Dichloropropene	75	Compound Not Detected.					
	63 1,3-Dichloropropane	76	Compound Not Detected.					
	64 1,1,2-Trichloroethane	97	Compound Not Detected.					
	65 Tetrachloroethene	164	Compound Not Detected.					
	66 2-Hexanone	43	Compound Not Detected.					
	67 Dibromochloromethane	129	Compound Not Detected.					
	68 1,2-Dibromoethane	107	Compound Not Detected.					
	70 Chlorobenzene	112	Compound Not Detected.					
	71 1,1,1,2-Tetrachloroethane	131	Compound Not Detected.					
	72 Ethylbenzene	106	Compound Not Detected.					
	73 m + p-Xylene	106	Compound Not Detected.					
	74 Xylene-o	106	Compound Not Detected.					
M	75 Xylenes (total)	106	Compound Not Detected.					
	76 Styrene	104	Compound Not Detected.					
	77 Bromoform	173	Compound Not Detected.					
	78 Isopropylbenzene	105	Compound Not Detected.					
	79 Bromobenzene	156	Compound Not Detected.					
	83 1,1,2,2-Tetrachloroethane	83	Compound Not Detected.					
	84 1,2,3-Trichloropropane	110	Compound Not Detected.					
	86 1,3,5-Trimethylbenzene	105	Compound Not Detected.					
	88 1,2,4-Trimethylbenzene	105	Compound Not Detected.					
	90 4-Isopropyltoluene	119	Compound Not Detected.					
	91 1,3-Dichlorobenzene	146	Compound Not Detected.					
	93 1,4-Dichlorobenzene	146	Compound Not Detected.					
	95 1,2-Dichlorobenzene	146	Compound Not Detected.					
	96 1,2-Dibromo-3-chloropropane	157	Compound Not Detected.					
	97 1,2,4-Trichlorobenzene	180	Compound Not Detected.					
	101 1,1,2-trichlorotrifluoroethane	101	Compound Not Detected.					
	102 Methyl acetate	43	Compound Not Detected.					
	104 Cyclohexane	56	Compound Not Detected.					
	105 Methyl Cyclohexane	83	Compound Not Detected.					

TestAmerica Pittsburgh

INITIAL CALIBRATION DATA

Start Cal Date : 27-SEP-2007 10:12
End Cal Date : 27-SEP-2007 12:33
Quant Method : ISTD
Origin : Disabled
Target Version : 4.14
Integrator : HP RTE
Method file : \\qpitpa02\d$\chem\hp6.i\6092707d.b\8260ee.m
Last Edit : 28-Sep-2007 10:11 fergusond
Curve Type : Average

	Compound	5.000 Level 1	25.000 Level 2	50.000 Level 3	75.000 Level 4	100.000 Level 5	200.000 Level 6	RRF	% RSD	
	18 Methylene Chloride	0.70393	0.29712	0.28690	0.27453	0.26925	0.25462	0.34772	50.361	<-QUAD
	19 trans-1,2-Dichloroethene	0.26316	0.24984	0.25294	0.25527	0.26645	0.25385	0.25692	2.510	
	20 Methyl tert-butyl ether	0.72248	0.63258	0.64648	0.70296	0.71992	0.72766	0.69201	6.029	
	21 tert-Butyl Alcohol	+++++	+++++	+++++	+++++	+++++	+++++	+++++	+++++	<-
	22 Acrylonitrile	+++++	+++++	+++++	+++++	+++++	+++++	+++++	+++++	<-
	23 Hexane	+++++	+++++	+++++	+++++	+++++	+++++	+++++	+++++	<-
	24 1,1-Dichloroethane	0.60341	0.58405	0.60185	0.61415	0.62443	0.60368	0.60526	2.234	
	25 Isopropyl Ether	+++++	+++++	+++++	+++++	+++++	+++++	+++++	+++++	<-
	26 2-Chloro-1,3-butadiene	+++++	+++++	+++++	+++++	+++++	+++++	+++++	+++++	<-
	27 2,2-Dichloropropane	0.37023	0.32967	0.33406	0.33411	0.34536	0.33148	0.34082	4.522	
	28 cis-1,2-dichloroethene	0.27941	0.26399	0.26948	0.27417	0.27702	0.26760	0.27194	2.174	
M	29 1,2-Dichloroethene (total)	0.27128	0.25691	0.26121	0.26472	0.27174	0.26073	0.26443	2.275	
	30 Bromochloromethane	0.11826	0.11133	0.11283	0.11953	0.12515	0.12080	0.11798	4.364	
	31 2-Butanone	0.18427	0.16931	0.16056	0.20592	0.20778	0.20880	0.18944	11.194	
	32 Vinyl Acetate	+++++	+++++	+++++	+++++	+++++	+++++	+++++	+++++	<-
	33 Ethyl Acetate	+++++	+++++	+++++	+++++	+++++	+++++	+++++	+++++	<-
	34 Propionitrile	+++++	+++++	+++++	+++++	+++++	+++++	+++++	+++++	<-
	35 Tetrahydrofuran	+++++	+++++	+++++	+++++	+++++	+++++	+++++	+++++	<-
	36 Methacrylonitrile	+++++	+++++	+++++	+++++	+++++	+++++	+++++	+++++	<-
	37 Chloroform	0.42433	0.40066	0.41412	0.41285	0.42767	0.41354	0.41553	2.306	
	38 1,1,1-Trichloroethane	0.39953	0.35859	0.35177	0.36768	0.37416	0.36152	0.36887	4.571	
	40 1,1-Dichloropropene	0.37172	0.34490	0.34474	0.35396	0.35541	0.34522	0.35266	2.976	
	41 Carbon Tetrachloride	0.30086	0.29102	0.29592	0.30283	0.30773	0.29742	0.29930	1.945	
	42 Benzene	1.09389	1.01540	1.02288	1.03947	1.06491	1.02571	1.04371	2.889	
	44 Isobutanol	+++++	+++++	+++++	+++++	+++++	+++++	+++++	+++++	<-
	45 1,2-Dichloroethane	0.48495	0.41525	0.41696	0.44342	0.45739	0.44745	0.44424	5.892	
	47 Trichloroethene	0.27639	0.24091	0.24076	0.25145	0.25992	0.25173	0.25353	5.273	
	48 n-Butanol	+++++	+++++	+++++	+++++	+++++	+++++	+++++	+++++	<-
	49 1,2-Dichloropropane	0.35800	0.32566	0.33278	0.34104	0.34888	0.34051	0.34114	3.352	
	50 Dibromomethane	0.12925	0.11706	0.11814	0.13124	0.13142	0.13129	0.12640	5.435	
	51 Methyl methacrylate	+++++	+++++	+++++	+++++	+++++	+++++	+++++	+++++	<-
	52 1,4-Dioxane	+++++	+++++	+++++	+++++	+++++	+++++	+++++	+++++	<-
	53 Bromodichloromethane	0.32011	0.28561	0.28574	0.30747	0.30839	0.30851	0.30264	4.607	
	54 2-Nitropropane	+++++	+++++	+++++	+++++	+++++	+++++	+++++	+++++	<-
	55 2-Methylfuran	+++++	+++++	+++++	+++++	+++++	+++++	+++++	+++++	<-
	56 2-Chloroethyl vinyl ether	+++++	+++++	+++++	+++++	+++++	+++++	+++++	+++++	<-

CALCULATION WORKSHEET

CLIENT: MARTIN STATE AIRPORT	**SDG No.** C7K020216
SUBJECT: EXAMPLE CALCULATION - PHENANTHRENE IN WATER	
BY: T. JACKMAN	**DATE:** 02/20/08

Sample ID = FMC 11
Concentration = 0.26 ug/L

EQUATION:

$$C_w = \frac{A_x \times Is \times V_t \times Df}{A_{is} \times RRF \times V_o \times V_i}$$

Where:

C_w	=	analyte concentration in water		ug/l
A_x	=	analyte response	=	29587
Is	=	amount of internal standard	=	8 ng
V_t	=	volume of final extract	=	0.001 L
Df	=	dilution factor	=	1
A_{is}	=	response of internal standard	=	455985
RRF	=	response factor of analyte	=	1.079
V_o	=	sample volume	=	0.91 L
V_i	=	volume injected	=	2 uL

Therefore: phenanthrene concentration in water =

$$\frac{29587 \times 8ng \times 0.001L \times 1}{455985 \times 1.079 \times 0.91L \times 2uL}$$

C_w = 0.0003 ng/ul

C_w = **0.26** **ug/L**

Tetra Tech NUS, Inc

Client Sample ID: FMC 11

GC/MS Semivolatiles

Lot-Sample #...: C7K020216-004	**Work Order #...:** KAE1A1AC	**Matrix.....:** WATER
Date Sampled...: 10/30/07 14:11	**Date Received..:** 11/02/07 09:20	**MS Run #.....:** 7310082
Prep Date.....: 11/06/07	**Analysis Date..:** 11/24/07	
Prep Batch #...: 7310138	**Analysis Time..:** 12:46	
Dilution Factor: 1.1	**Initial Wgt/Vol:** 910 mL	**Final Wgt/Vol..:** 1 mL
Analyst ID.....: 003200	**Instrument ID..:** 733	
	Method.....: SW846 8270C	

PARAMETER	RESULT	REPORTING LIMIT	UNITS	MDL
Acenaphthene	ND	0.22	ug/L	0.057
Acenaphthylene	ND	0.22	ug/L	0.051
Acetophenone	ND	1.1	ug/L	0.051
Anthracene	ND	0.22	ug/L	0.056
Atrazine	ND	1.1	ug/L	0.043
Benzo(a)anthracene	ND	0.22	ug/L	0.045
Benzo(a)pyrene	ND	0.22	ug/L	0.048
Benzo(b)fluoranthene	ND	0.22	ug/L	0.034
Benzo(ghi)perylene	ND	0.22	ug/L	0.030
Benzo(k)fluoranthene	ND	0.22	ug/L	0.043
Benzaldehyde	ND	1.1	ug/L	0.060
1,1'-Biphenyl	ND	1.1	ug/L	0.066
bis(2-Chloroethoxy) methane	ND	1.1	ug/L	0.13
bis(2-Chloroethyl)-ether	ND	0.22	ug/L	0.051
bis(2-Ethylhexyl) phthalate	ND	1.1	ug/L	0.13
4-Bromophenyl phenyl ether	ND	1.1	ug/L	0.055
Butyl benzyl phthalate	ND	1.1	ug/L	0.15
Caprolactam	ND	1.1	ug/L	0.21
Carbazole	ND	0.22	ug/L	0.057
4-Chloroaniline	ND	1.1	ug/L	0.051
4-Chloro-3-methylphenol	ND	1.1	ug/L	0.065
2-Chloronaphthalene	ND	0.22	ug/L	0.049
2-Chlorophenol	ND	1.1	ug/L	0.050
4-Chlorophenyl phenyl ether	ND	1.1	ug/L	0.047
Chrysene	ND	0.22	ug/L	0.039
Dibenz(a,h)anthracene	ND	0.22	ug/L	0.038
Dibenzofuran	ND	1.1	ug/L	0.059
3,3'-Dichlorobenzidine	ND	1.1	ug/L	0.045
2,4-Dichlorophenol	ND	0.22	ug/L	0.053
Diethyl phthalate	ND	1.1	ug/L	0.27
2,4-Dimethylphenol	ND	1.1	ug/L	0.057
Dimethyl phthalate	ND	1.1	ug/L	0.046

(Continued on next page)

Tetra Tech NUS, Inc

Client Sample ID: FMC 11

GC/MS Semivolatiles

Lot-Sample #...: C7K020216-004 **Work Order #...:** KAE1A1AC **Matrix.....:** WATER

PARAMETER	RESULT	REPORTING LIMIT	UNITS	MDL
Di-n-butyl phthalate	ND	1.1	ug/L	0.051
4,6-Dinitro-2-methylphenol	ND	5.5	ug/L	1.6
2,4-Dinitrophenol	ND	5.5	ug/L	1.4
2,4-Dinitrotoluene	ND	1.1	ug/L	0.050
2,6-Dinitrotoluene	ND	1.1	ug/L	0.056
Di-n-octyl phthalate	ND	1.1	ug/L	0.047
Fluoranthene	ND	0.22	ug/L	0.054
Fluorene	ND	0.22	ug/L	0.060
Hexachlorobenzene	ND	0.22	ug/L	0.048
Hexachlorobutadiene	ND	0.22	ug/L	0.041
Hexachlorocyclopentadiene	ND	1.1	ug/L	0.088
Hexachloroethane	ND	1.1	ug/L	0.048
Indeno(1,2,3-cd)pyrene	ND	0.22	ug/L	0.052
Isophorone	ND	1.1	ug/L	0.052
2-Methylnaphthalene	ND	0.22	ug/L	0.051
2-Methylphenol	ND	1.1	ug/L	0.056
4-Methylphenol	ND	1.1	ug/L	0.081
Naphthalene	ND	0.22	ug/L	0.047
2-Nitroaniline	ND	5.5	ug/L	0.052
3-Nitroaniline	ND	5.5	ug/L	0.044
4-Nitroaniline	ND	5.5	ug/L	0.028
Nitrobenzene	ND	0.22	ug/L	0.070
2-Nitrophenol	ND	1.1	ug/L	0.059
4-Nitrophenol	ND	5.5	ug/L	0.077
N-Nitrosodi-n-propylamine	ND	0.22	ug/L	0.065
N-Nitrosodiphenylamine	ND	0.22	ug/L	0.054
2,2'-oxybis(1-Chloropropane)	ND	0.22	ug/L	0.029
Pentachlorophenol	ND	1.1	ug/L	0.091
Phenanthrene	**0.26**	**0.22**	**ug/L**	**0.061**
Phenol	ND	0.22	ug/L	0.024
Pyrene	ND	0.22	ug/L	0.062
2,4,5-Trichlorophenol	ND	1.1	ug/L	0.069
2,4,6-Trichlorophenol	ND	1.1	ug/L	0.062

(Continued on next page)

TestAmerica Pittsburgh

Semivolatile REPORT SW-846 Method 8270

Data file : \\PITSVR06\D\chem\733.i\N112407n.b\N1124005.D
Lab Smp Id: KAE1A1AC Client Smp ID: FMC 11
Inj Date : 24-NOV-2007 12:46
Operator : 3200 Inst ID: 733.i
Smp Info : C7K020216-004 11/6/07 h2o (7310138)8270c
Misc Info : KAE1A1AC,N112407n.b,8270ll.m,padep.sub
Comment :
Method : \\PITSVR06\D\chem\733.i\N112407n.b\8270ll.m
Meth Date : 25-Nov-2007 21:27 piccolinov Quant Type: ISTD
Cal Date : 24-NOV-2007 06:21 Cal File: N1124IC2.D
Als bottle: 7
Dil Factor: 1.00000
Integrator: HP RTE Compound Sublist: padep.sub
Target Version: 4.14
Processing Host: PITPC-502

Concentration Formula: Amt * DF * Uf * Vt/(Vo * Vi) * CpndVariable

Name	Value	Description
DF	1.000	Dilution Factor
Uf	1.000	ng unit correction factor
Vt	1000.000	Volume of final extract (uL)
Vo	910.000	Volume of sample extracted (mL)
Vi	2.000	Volume injected (uL)
Cpnd Variable		Local Compound Variable

	Compounds	QUANT SIG MASS	RT	EXP RT	REL RT	RESPONSE	CONCENTRATIONS ON-COLUMN (NG)	CONCENTRATIONS FINAL (ug/L)
* 1	1,4-Dichlorobenzene-d4	152	4.986	4.984	(1.000)	93291	8.00000	
* 2	Naphthalene-d8	136	6.460	6.458	(1.000)	387672	8.00000	
* 3	Acenaphthene-d10	164	9.056	9.054	(1.000)	264033	8.00000	
* 4	Phenanthrene-d10	188	11.621	11.618	(1.000)	455985	8.00000	
* 5	Chrysene-d12	240	16.402	16.394	(1.000)	473394	8.00000	
* 6	Perylene-d12	264	18.923	18.921	(1.000)	392917	8.00000	
198	1,4-Dioxane	88	Compound Not Detected.					
10	N-Nitrosodimethylamine	74	Compound Not Detected.					
9	Pyridine	79	Compound Not Detected.					
16	Methyl methanesulfonate	80	Compound Not Detected.					
206	Benzaldehyde	77	Compound Not Detected.					
21	Aniline	93	Compound Not Detected.					
22	Phenol	94	Compound Not Detected.					
23	bis(2-Chloroethyl)ether	93	Compound Not Detected.					
24	2-Chlorophenol	128	Compound Not Detected.					
26	1,3-Dichlorobenzene	146	Compound Not Detected.					
27	1,4-Dichlorobenzene	146	Compound Not Detected.					
28	1,2-Dichlorobenzene	146	Compound Not Detected.					
29	Benzyl Alcohol	108	Compound Not Detected.					
30	2-Methylphenol	108	Compound Not Detected.					

Compounds	QUANT SIG MASS	RT	EXP RT	REL RT	RESPONSE	CONCENTRATIONS ON-COLUMN (NG)	CONCENTRATIONS FINAL (ug/L)
31 2,2'-oxybis(1-Chloropropane)	45	Compound Not Detected.					
37 Acetophenone	105	Compound Not Detected.					
32 N-Nitroso-di-n-propylamine	70	Compound Not Detected.					
192 4-Methylphenol	108	Compound Not Detected.					
34 Hexachloroethane	117	Compound Not Detected.					
35 Nitrobenzene	77	Compound Not Detected.					
41 Isophorone	82	Compound Not Detected.					
42 2-Nitrophenol	139	Compound Not Detected.					
43 2,4-Dimethylphenol	107	Compound Not Detected.					
44 bis(2-Chloroethoxy)methane	93	Compound Not Detected.					
48 2,4-Dichlorophenol	162	Compound Not Detected.					
49 Benzoic Acid	122	Compound Not Detected.					
50 1,2,4-Trichlorobenzene	180	Compound Not Detected.					
51 Naphthalene	128	Compound Not Detected.					
52 4-Chloroaniline	127	Compound Not Detected.					
54 2,6-Dichlorophenol	162	Compound Not Detected.					
56 Hexachlorobutadiene	224	Compound Not Detected.					
208 Caprolactam	113	Compound Not Detected.					
59 4-Chloro-3-Methylphenol	107	Compound Not Detected.					
62 2-Methylnaphthalene	142	Compound Not Detected.					
63 1-Methylnaphthalene	142	Compound Not Detected.					
64 Hexachlorocyclopentadiene	236	Compound Not Detected.					
66 2,4,6-Trichlorophenol	196	Compound Not Detected.					
67 2,4,5-Trichlorophenol	196	Compound Not Detected.					
209 1,1'-Biphenyl	154	Compound Not Detected.					
70 2-Chloronaphthalene	162	Compound Not Detected.					
73 2-Nitroaniline	65	Compound Not Detected.					
76 Dimethylphthalate	163	Compound Not Detected.					
78 2,6-Dinitrotoluene	165	Compound Not Detected.					
79 Acenaphthylene	152	Compound Not Detected.					
81 3-Nitroaniline	138	Compound Not Detected.					
82 Acenaphthene	153	Compound Not Detected.					
83 2,4-Dinitrophenol	184	Compound Not Detected.					
85 4-Nitrophenol	109	Compound Not Detected.					
86 Dibenzofuran	168	Compound Not Detected.					
87 2,4-Dinitrotoluene	165	Compound Not Detected.					
91 2,3,5,6-Tetrachlorophenol	231	Compound Not Detected.					
88 2,3,4,6-Tetrachlorophenol	231	Compound Not Detected.					
92 2-Naphthylamine	143	Compound Not Detected.					
93 Diethylphthalate	149	Compound Not Detected.					
94 Fluorene	166	Compound Not Detected.					
95 4-Chlorophenyl-phenylether	204	Compound Not Detected.					
96 4-Nitroaniline	138	Compound Not Detected.					
98 4,6-Dinitro-2-methylphenol	198	Compound Not Detected.					
99 N-Nitrosodiphenylamine (1)	169	Compound Not Detected.					
100 1,2-Diphenylhydrazine	77	Compound Not Detected.					
106 4-Bromophenyl-phenylether	248	Compound Not Detected.					
107 Hexachlorobenzene	283	Compound Not Detected.					
210 Atrazine	200	Compound Not Detected.					
111 Pentachlorophenol	265	Compound Not Detected.					
115 Phenanthrene	178	11.663	11.661	(1.004)	29587	0.47342	0.26012
116 Anthracene	178	Compound Not Detected.					
119 Carbazole	167	12.043	12.035	(1.036)	4354	0.07471	0.041050
120 Di-n-Butylphthalate	149	Compound Not Detected.					

TestAmerica Pittsburgh

INITIAL CALIBRATION DATA

Start Cal Date : 06-NOV-2007 21:40
End Cal Date : 07-NOV-2007 00:32
Quant Method : ISTD
Origin : Disabled
Target Version : 4.14
Integrator : HP RTE
Method file : \\PITSVR06\D\chem\733.i\N110607.b\8270ll.m
Last Edit : 07-Nov-2007 00:56 piccolinov
Curve Type : Average

Compound	0.40000 Level 1	2.000 Level 2	4.000 Level 3	10.000 Level 4	20.000 Level 5	40.000 Level 6	RRF	% RSD	
	80.000 Level 7								
113 4-Aminobiphenyl	+++++	+++++	+++++	+++++	+++++	+++++			
	+++++						+++++	+++++	<-
114 Pronamide	+++++	+++++	+++++	+++++	+++++	+++++			
	+++++						+++++	+++++	<-
115 Phenanthrene	1.01466	1.03948	1.05893	1.08617	1.07807	1.10746			
	1.16844						1.07903	4.629	
116 Anthracene	0.95048	1.03136	1.04331	1.05873	1.06897	1.10060			
	1.09913						1.05037	4.871	
117 Dinoseb	+++++	+++++	+++++	+++++	+++++	+++++			
	+++++						+++++	+++++	<-
118 Disulfoton	+++++	+++++	+++++	+++++	+++++	+++++			
	+++++						+++++	+++++	<-
119 Carbazole	0.84518	0.91108	0.92055	0.98350	0.98287	1.01524			
	1.00675						0.95217	6.505	
120 Di-n-Butylphthalate	1.06738	1.07438	1.09779	1.17372	1.15412	1.24365			
	1.20314						1.14488	5.887	
121 4-Nitroquinoline 1-oxide	+++++	+++++	+++++	+++++	+++++	+++++			
	+++++						+++++	+++++	<-
122 Methapyrilene	+++++	+++++	+++++	+++++	+++++	+++++			
	+++++						+++++	+++++	<-
123 Fluoranthene	1.08535	1.06402	1.06864	1.10945	1.12561	1.17718			
	1.18256						1.11612	4.358	

Tetra Tech NUS **INTERNAL CORRESPONDENCE**

TO: **M.MARTIN** **DATE:** **FEBRUARY 20, 2008**

FROM: **TERRI L. SOLOMON** **COPIES:** **DV FILE**

SUBJECT: **INORGANIC DATA VALIDATION – SELECT METALS, HEXAVALENT CHROMIUM, PERCHLORATE, PERCENT SOLIDS**
MARTIN STATE AIRPORT
SAMPLE DELIVERY GROUP (SDG) – C7K020180

SAMPLES: 24/Soils/

FMC-10	FMC-11	FMC-12	FMC-13
FMC-14	FMC-15	FMC-16	FMC-17
FMC-18	FMC-19	FMC-20	FMC-21
FMC-22	FMC-23	FMC-24	FMC-25
FMC-26	FMC-3	FMC-4	FMC-5
FMC-6	FMC-7	FMC-8	FMC-9

Overview

The sample set for Martin State Airport, SDG C7K020180, consists of twenty-four (24) soil environmental samples. No field duplicate pairs were included within this SDG.

All samples were analyzed for select metals including antimony, arsenic, beryllium, cadmium, chromium, copper, lead, mercury, nickel, selenium, silver, thallium and zinc, hexavalent chromium, perchlorate and percent solids. The samples were collected by Tetra Tech NUS on October 30 and 31, 2007 and analyzed by Test America. Metals analyses were conducted using SW-846 method 6020. Mercury analyses were conducted using SW-846 method 7471A. Hexavalent chromium analyses were conducted using SW-846 method 7196A. Perchlorate analyses were conducted using EPA-DW1 314.0. Percent solids analyses were conducted using MCAWW 160.3 MOD.

The findings offered in this report are based upon a general review of all available data. The data review was based on data completeness, holding times, initial and continuing calibration verification results, laboratory method / preparation blank results, ICP interference results, laboratory control sample recoveries, matrix spike / matrix spike duplicate recoveries, laboratory duplicate results, ICP serial dilution results, detection limits and analyte quantitation.

Areas of concern with respect to data quality are listed below.

Major Problems – None.

Minor Problems

- The contract required detection limit (CRDL) percent recoveries for beryllium and cadmium were > 110% quality control limit affecting all samples. The positive results < 2X CRDL reported for beryllium and cadmium were qualified as biased high, "K".

- The CRDL percent recovery for selenium was < 90% quality control limit affecting all samples. The positive results < 2X CRDL reported for selenium were qualified as estimated, "J", as a result of conflicting noncompliances.

- The CRDL percent recovery for silver was > 110% quality control limit affecting all samples. The positive results < 2X CRDL reported for silver were qualified as estimated, "J", as a result of conflicting noncompliances.

- The following contaminants were detected in the laboratory method/preparation blanks at the following maximum concentrations:

Analyte	Maximum Concentration	Action Level
Antimony	0.00036 mg/L	0.18 mg/kg
Arsenic[2]	0.018 mg/kg	0.09 mg/kg
Chromium[1]	0.023 mg/kg	0.115 mg/kg
Chromium[2]	0.014 mg/kg	0.07 mg/kg
Nickel[2]	0.016 mg/kg	0.08 mg/kg
Selenium[2]	0.14 mg/kg	0.7 mg/kg
Thallium	0.00004 mg/L	0.02 mg/kg
Thallium[1]	0.0025 mg/kg	0.0125 mg/kg
Zinc	0.00395 mg/L	1.975 mg/kg

[1] Maximum concentration present in a soil preparation blank affecting samples FMC-24, FMC-9, FMC-10, FMC-11, FMC-12, FMC-13, FMC-14, FMC-15, FMC-16, FMC-17, FMC-18 and FMC-19.

[2] Maximum concentration present in a soil preparation blank affecting samples FMC-20, FMC-21, FMC-22, FMC-23, FMC-3, FMC-4, FMC-5, FMC-6, FMC-7, FMC-8, FMC-25 and FMC-26.

An action level of 5X the maximum contaminant level has been used to evaluate sample data for blank contamination. Sample aliquot, percent solids and dilution factors, if applicable, were taken into consideration when evaluating for blank contamination. Positive results less than the blank action level reported for antimony, selenium and thallium were qualified "B" as a result of laboratory blank contamination.

- The matrix spike and / or matrix spike duplicate percent recoveries for selenium and zinc were < 75% quality control limit affecting samples FMC-20, FMC-21, FMC-22, FMC-23, FMC-3, FMC-4, FMC-5, FMC-6, FMC-7, FMC-8, FMC-25 and FMC-26. The positive results reported for selenium and zinc were qualified as estimated, "J", due to conflicting noncompliances.

- The ICP serial dilution percent differences for zinc were > 10% quality control limit affecting all samples. The positive results reported for zinc were qualified as estimated, "J".

- The percent solids for samples FMC-11, FMC-14, FMC-20, FMC-24, FMC-25, FMC-5, FMC-7, FMC-8 and FMC-9 were < 30%. The positive results reported for all analytes in the affected samples were qualified as estimated, "J".

Notes

The CRDL percent recovery for lead was < 90% quality control limit and the percent recovery for zinc was > 110% quality control limit affecting all samples. No validation actions were required as all results for lead and zinc were > 2X CRDL.

The matrix spike / matrix spike duplicate percent recoveries for antimony were < 75% quality control limit affecting all samples. No validation actions were warranted as all sample results reported for antimony were qualified as a result of blank contamination.

The matrix spike percent recoveries for hexavalent chromium for batches 7317191 and 7317305 were < 75% quality control limit. However, no validation actions were warranted as the original samples were not included within this SDG.

The nondetected results for hexavalent chromium were reported to the reporting limit.

Executive Summary

Laboratory Performance: Several CRDL percent recoveries were outside the 90-110% quality control limits. Several analytes were present in the laboratory method / preparation blanks.

Other Factors Affecting Data Quality: The matrix spike and / or matrix spike duplicate percent recoveries for selenium and zinc were < 75% quality control limit. The ICP serial dilution percent differences for zinc were > 10% quality control limit. The percent solids for samples FMC-11, FMC-14, FMC-20, FMC-24, FMC-25, FMC-5, FMC-7, FMC-8 and FMC-9 were < 30%.

The data for these analyses were reviewed with reference to Region III modifications to the "National Functional Guidelines for Inorganic Data Validation", April 1993.

The text of this report has been formulated to address only those problem areas affecting data quality.

Tetra Tech NUS
Terri L. Solomon
Environmental Scientist

Tetra Tech NUS
Joseph A. Samchuck
Quality Assurance Officer

Attachments:

1. Appendix A - Qualified Analytical Results
2. Appendix B - Results as reported by the Laboratory
3. Appendix C - Support Documentation

APPENDIX A
QUALIFIED ANALYTICAL RESULTS

Data Validation Qualifier Codes:

A = Lab Blank Contamination
B = Field Blank Contamination
C = Calibration Noncompliance (e.g. % RSDs, %Ds, ICVs, CCVs, RRFs, etc.)
C01 = GC/MS Tuning Noncompliance
D = MS/MSD Recovery Noncompliance
E = LCS/LCSD Recovery Noncompliance
F = Lab Duplicate Imprecision
G = Field Duplicate Imprecision
H = Holding Time Exceedance
I = ICP Serial Dilution Noncompliance
J = GFAA PDS-GFAA MSA's r < 0.995 / ICP PDS Recovery Noncompliance
K = ICP Interference - includes ICS % R Noncompliance
L = Instrument Calibration Range Exceedance
M = Sample Preservation Noncompliance
N = Internal Standard Noncompliance
N01 = Internal Standard Recovery Noncompliance Dioxins
N02 = Recovery Standard Noncompliance Dioxins
N03 = Clean-up Standard Noncompliance Dioxins
O - Poor Instrument Performance (e.g. base-line drifting)
P = Uncertainty near detection limit (< 2 x IDL for inorganics and <CRQL for organics)
Q = Other problems (can encompass a number of issues; e.g. chromatography,interferences, etc.)
R = Surrogates Recovery Noncompliance
S = Pesticide/PCB Resolution
T = % Breakdown Noncompliance for DOT and Endrin
U = % Difference between columns/detectors >25% for positive results determined via GC/HPLC
V = Non-linear calibrations; correlation coefficient r < 0.995
W = EMPC result
X = Signal to noise response drop
Y = Percent solids <30%
Z = Uncertainty at 2 sigma deviation is greater than sample activity

PROJ_NO: 00998

SDG: C7K020180 MEDIA: SOIL DATA FRACTION: M

nsample	FMC-10	nsample	FMC-10DL	nsample	FMC-11
samp_date	10/30/2007	samp_date	10/30/2007	samp_date	10/30/2007
lab_id	C7K020180003	lab_id	C7K020180003	lab_id	C7K020180004
qc_type	NM	qc_type	NM	qc_type	NM
units	MG/KG	units	MG/KG	units	MG/KG
Pct_Solids	32.0	Pct_Solids	32.0	Pct_Solids	25.0
DUP_OF:		DUP_OF:		DUP_OF:	

Parameter	Result	Val Qual	Qual Code
ANTIMONY	0.38	B	A
ARSENIC	10		
BERYLLIUM	1.9		
CADMIUM	3.5		
CHROMIUM	117		
COPPER	213		
LEAD	114		
NICKEL	37.6		
SELENIUM	2.6	J	C
SILVER	0.75		
THALLIUM	0.23		
ZINC	289	J	I

Parameter	Result	Val Qual	Qual Code
MERCURY	0.37		

Parameter	Result	Val Qual	Qual Code
ANTIMONY	0.27	B	A
ARSENIC	10.3	J	Y
BERYLLIUM	1.8	J	Y
CADMIUM	3.7	J	Y
CHROMIUM	99.3	J	Y
COPPER	229	J	Y
LEAD	97.5	J	Y
NICKEL	35.1	J	Y
SELENIUM	2.6	J	CY
SILVER	0.63	J	CY
THALLIUM	0.22	J	Y
ZINC	316	J	IY

PROJ_NO: 00998

SDG: C7K020180 MEDIA: SOIL DATA FRACTION: M

nsample	FMC-11DL	nsample	FMC-12	nsample	FMC-12DL
samp_date	10/30/2007	samp_date	10/30/2007	samp_date	10/30/2007
lab_id	C7K020180004	lab_id	C7K020180005	lab_id	C7K020180005
qc_type	NM	qc_type	NM	qc_type	NM
units	MG/KG	units	MG/KG	units	MG/KG
Pct_Solids	25.0	Pct_Solids	40.0	Pct_Solids	40.0
DUP_OF:		DUP_OF:		DUP_OF:	

Parameter	Result	Val Qual	Qual Code
MERCURY	0.45	J	Y

Parameter	Result	Val Qual	Qual Code
ANTIMONY	0.16	B	A
ARSENIC	6.5		
BERYLLIUM	1.1		
CADMIUM	2.7		
CHROMIUM	61.7		
COPPER	141		
LEAD	60.2		
NICKEL	21		
SELENIUM	1.6	J	C
SILVER	0.39	J	C
THALLIUM	0.13		
ZINC	182	J	I

Parameter	Result	Val Qual	Qual Code
MERCURY	0.25		

PROJ_NO: 00998

SDG: C7K020180 MEDIA: SOIL DATA FRACTION: M

nsample	FMC-13	nsample	FMC-13DL	nsample	FMC-14
samp_date	10/30/2007	samp_date	10/30/2007	samp_date	10/30/2007
lab_id	C7K020180006	lab_id	C7K020180006	lab_id	C7K020180007
qc_type	NM	qc_type	NM	qc_type	NM
units	MG/KG	units	MG/KG	units	MG/KG
Pct_Solids	30.0	Pct_Solids	30.0	Pct_Solids	28.0
DUP_OF:		DUP_OF:		DUP_OF:	

Parameter	Result	Val Qual	Qual Code
ANTIMONY	0.19	B	A
ARSENIC	9.4		
BERYLLIUM	1.6		
CADMIUM	3.2		
CHROMIUM	90		
COPPER	184		
LEAD	85.7		
NICKEL	31.4		
SELENIUM	2.3	J	C
SILVER	0.58	J	C
THALLIUM	0.18		
ZINC	257	J	I

Parameter	Result	Val Qual	Qual Code
MERCURY	0.44		

Parameter	Result	Val Qual	Qual Code
ANTIMONY	0.31	B	A
ARSENIC	11.3	J	Y
BERYLLIUM	2.1	J	Y
CADMIUM	4.3	J	Y
CHROMIUM	119	J	Y
COPPER	234	J	Y
LEAD	114	J	Y
NICKEL	41.5	J	Y
SELENIUM	2.8	J	CY
SILVER	0.73	J	Y
THALLIUM	0.24	J	Y
ZINC	329	J	IY

PROJ_NO: 00998

SDG: C7K020180 MEDIA: SOIL DATA FRACTION: M

nsample	FMC-14DL	nsample	FMC-15	nsample	FMC-15DL
samp_date	10/30/2007	samp_date	10/31/2007	samp_date	10/31/2007
lab_id	C7K020180007	lab_id	C7K020180008	lab_id	C7K020180008
qc_type	NM	qc_type	NM	qc_type	NM
units	MG/KG	units	MG/KG	units	MG/KG
Pct_Solids	28.0	Pct_Solids	74.0	Pct_Solids	74.0
DUP_OF:		DUP_OF:		DUP_OF:	

Parameter	Result	Val Qual	Qual Code
MERCURY	0.44	J	Y

Parameter	Result	Val Qual	Qual Code
ANTIMONY	0.018	B	A
ARSENIC	0.67		
BERYLLIUM	0.063		
CADMIUM	0.12	K	C
CHROMIUM	4.4		
COPPER	7.2		
LEAD	4		
NICKEL	1.3		
SELENIUM	0.23	J	C
SILVER	0.017	J	C
THALLIUM	0.011		
ZINC	10.5	J	I

Parameter	Result	Val Qual	Qual Code
MERCURY	0.011		

PROJ_NO: 00998

SDG: C7K020180 MEDIA: SOIL DATA FRACTION: M

nsample	FMC-16	nsample	FMC-16DL	nsample	FMC-17
samp_date	10/31/2007	samp_date	10/31/2007	samp_date	10/31/2007
lab_id	C7K020180009	lab_id	C7K020180009	lab_id	C7K020180010
qc_type	NM	qc_type	NM	qc_type	NM
units	MG/KG	units	MG/KG	units	MG/KG
Pct_Solids	73.0	Pct_Solids	73.0	Pct_Solids	68.0
DUP_OF:		DUP_OF:		DUP_OF:	

Parameter	Result	Val Qual	Qual Code
ANTIMONY	0.025	B	A
ARSENIC	0.4		
BERYLLIUM	0.052		
CADMIUM	0.11	K	C
CHROMIUM	4.1		
COPPER	6.6		
LEAD	3.7		
NICKEL	1.3		
SELENIUM	0.22	J	C
SILVER	0.02	J	C
THALLIUM	0.013	B	A
ZINC	13.9	J	I

Parameter	Result	Val Qual	Qual Code
MERCURY	0.01		

Parameter	Result	Val Qual	Qual Code
ANTIMONY	0.039	B	A
ARSENIC	1.3		
BERYLLIUM	0.16	K	C
CADMIUM	0.39		
CHROMIUM	12		
COPPER	24		
LEAD	10.7		
NICKEL	3.7		
SELENIUM	0.44	J	C
SILVER	0.065	J	C
THALLIUM	0.032		
ZINC	32.1	J	I

PROJ_NO: 00998

SDG: C7K020180 MEDIA: SOIL DATA FRACTION: M

nsample	FMC-17DL	nsample	FMC-18	nsample	FMC-18DL
samp_date	10/31/2007	samp_date	10/31/2007	samp_date	10/31/2007
lab_id	C7K020180010	lab_id	C7K020180011	lab_id	C7K020180011
qc_type	NM	qc_type	NM	qc_type	NM
units	MG/KG	units	MG/KG	units	MG/KG
Pct_Solids	68.0	Pct_Solids	30.0	Pct_Solids	30.0
DUP_OF:		DUP_OF:		DUP_OF:	

Parameter	Result	Val Qual	Qual Code
MERCURY	0.046		

Parameter	Result	Val Qual	Qual Code
ANTIMONY	0.24	B	A
ARSENIC	11.8		
BERYLLIUM	1.6		
CADMIUM	4		
CHROMIUM	97.8		
COPPER	220		
LEAD	84.4		
NICKEL	32.1		
SELENIUM	2.5	J	C
SILVER	0.57	J	C
THALLIUM	0.18		
ZINC	278	J	I

Parameter	Result	Val Qual	Qual Code
MERCURY	0.32		

PROJ_NO: 00998

SDG: C7K020180 MEDIA: SOIL DATA FRACTION: M

nsample	FMC-19	nsample	FMC-19DL	nsample	FMC-20
samp_date	10/31/2007	samp_date	10/31/2007	samp_date	10/31/2007
lab_id	C7K020180012	lab_id	C7K020180012	lab_id	C7K020180013
qc_type	NM	qc_type	NM	qc_type	NM
units	MG/KG	units	MG/KG	units	MG/KG
Pct_Solids	32.0	Pct_Solids	32.0	Pct_Solids	27.0
DUP_OF:		DUP_OF:		DUP_OF:	

Parameter	Result	Val Qual	Qual Code
ANTIMONY	0.27	B	A
ARSENIC	14		
BERYLLIUM	2		
CADMIUM	7.8		
CHROMIUM	148		
COPPER	194		
LEAD	110		
NICKEL	41.3		
SELENIUM	2.8	J	C
SILVER	0.8		
THALLIUM	0.22		
ZINC	308	J	I

Parameter	Result	Val Qual	Qual Code
MERCURY	0.38		

Parameter	Result	Val Qual	Qual Code
ANTIMONY	0.33	B	A
ARSENIC	10.5	J	Y
BERYLLIUM	1.9	J	Y
CADMIUM	3.8	J	Y
CHROMIUM	118	J	Y
COPPER	215	J	Y
LEAD	111	J	Y
NICKEL	39.9	J	Y
SELENIUM	3.1	J	CDY
SILVER	0.81	J	Y
THALLIUM	0.29	J	Y
ZINC	308	J	DIY

PROJ_NO: 00998

SDG: C7K020180 MEDIA: SOIL DATA FRACTION: M

nsample	FMC-20DL	nsample	FMC-21	nsample	FMC-21DL
samp_date	10/31/2007	samp_date	10/31/2007	samp_date	10/31/2007
lab_id	C7K020180013	lab_id	C7K020180014	lab_id	C7K020180014
qc_type	NM	qc_type	NM	qc_type	NM
units	MG/KG	units	MG/KG	units	MG/KG
Pct_Solids	27.0	Pct_Solids	76.0	Pct_Solids	76.0
DUP_OF:		DUP_OF:		DUP_OF:	

Parameter	Result	Val Qual	Qual Code
MERCURY	0.42	J	Y

Parameter	Result	Val Qual	Qual Code
ANTIMONY	0.055	B	A
ARSENIC	0.51		
BERYLLIUM	0.15	K	C
CADMIUM	0.34		
CHROMIUM	10.7		
COPPER	7		
LEAD	5.5		
NICKEL	2		
SELENIUM	0.3	B	A
SILVER	0.027	J	C
THALLIUM	0.042		
ZINC	15.2	J	DI

Parameter	Result	Val Qual	Qual Code
MERCURY	0.011		

PROJ_NO: 00998

SDG: C7K020180 MEDIA: SOIL DATA FRACTION: M

nsample	FMC-22	nsample	FMC-22DL	nsample	FMC-23
samp_date	10/31/2007	samp_date	10/31/2007	samp_date	10/31/2007
lab_id	C7K020180015	lab_id	C7K020180015	lab_id	C7K020180016
qc_type	NM	qc_type	NM	qc_type	NM
units	MG/KG	units	MG/KG	units	MG/KG
Pct_Solids	75.0	Pct_Solids	75.0	Pct_Solids	71.0
DUP_OF:		DUP_OF:		DUP_OF:	

Parameter	Result	Val Qual	Qual Code
ANTIMONY	0.036	B	A
ARSENIC	0.61		
BERYLLIUM	0.06	K	C
CADMIUM	0.073	K	C
CHROMIUM	5.2		
COPPER	6.6		
LEAD	3		
NICKEL	1.3		
SELENIUM	0.99	J	CD
SILVER	0.019	J	C
THALLIUM	0.021	B	A
ZINC	9.3	J	DI

Parameter	Result	Val Qual	Qual Code
MERCURY	0.013		

Parameter	Result	Val Qual	Qual Code
ANTIMONY	0.034	B	A
ARSENIC	0.78		
BERYLLIUM	0.15	K	C
CADMIUM	0.2	K	C
CHROMIUM	10.4		
COPPER	17.2		
LEAD	7.8		
NICKEL	3		
SELENIUM	0.28	B	A
SILVER	0.048	K	C
THALLIUM	0.028	B	A
ZINC	21.9	J	DI

PROJ_NO: 00998

SDG: C7K020180 MEDIA: SOIL DATA FRACTION: M

nsample	FMC-23DL	nsample	FMC-24	nsample	FMC-24DL
samp_date	10/31/2007	samp_date	10/30/2007	samp_date	10/30/2007
lab_id	C7K020180016	lab_id	C7K020180001	lab_id	C7K020180001
qc_type	NM	qc_type	NM	qc_type	NM
units	MG/KG	units	MG/KG	units	MG/KG
Pct_Solids	71.0	Pct_Solids	21.0	Pct_Solids	21.0
DUP_OF:		DUP_OF:		DUP_OF:	

Parameter	Result	Val Qual	Qual Code
MERCURY	0.028		

Parameter	Result	Val Qual	Qual Code
ANTIMONY	0.44	B	A
ARSENIC	11.7	J	Y
BERYLLIUM	1.9	J	Y
CADMIUM	4.6	J	Y
CHROMIUM	118	J	Y
COPPER	271	J	Y
LEAD	112	J	Y
NICKEL	39.3	J	Y
SELENIUM	2.7	J	CY
SILVER	0.71	J	CY
THALLIUM	0.33	J	Y
ZINC	359	J	IY

Parameter	Result	Val Qual	Qual Code
MERCURY	0.65	J	Y

PROJ_NO: 00998

SDG: C7K020180 MEDIA: SOIL DATA FRACTION: M

nsample	FMC-25	nsample	FMC-25DL	nsample	FMC-26
samp_date	10/31/2007	samp_date	10/31/2007	samp_date	10/31/2007
lab_id	C7K020180023	lab_id	C7K020180023	lab_id	C7K020180024
qc_type	NM	qc_type	NM	qc_type	NM
units	MG/KG	units	MG/KG	units	MG/KG
Pct_Solids	26.0	Pct_Solids	26.0	Pct_Solids	30.0
DUP_OF:		DUP_OF:		DUP_OF:	

Parameter	Result	Val Qual	Qual Code
ANTIMONY	0.16	B	A
ARSENIC	12.8	J	Y
BERYLLIUM	2.2	J	Y
CADMIUM	3.7	J	Y
CHROMIUM	108	J	Y
COPPER	224	J	Y
LEAD	114	J	Y
NICKEL	44	J	Y
SELENIUM	3.2	J	CDY
SILVER	0.72	J	CY
THALLIUM	0.26	J	Y
ZINC	319	J	DIY

Parameter	Result	Val Qual	Qual Code
MERCURY	0.41	J	Y

Parameter	Result	Val Qual	Qual Code
ANTIMONY	0.18	B	A
ARSENIC	9.4		
BERYLLIUM	1.8		
CADMIUM	3.1		
CHROMIUM	96		
COPPER	193		
LEAD	92.7		
NICKEL	38		
SELENIUM	2.8	J	CD
SILVER	0.62	J	C
THALLIUM	0.22		
ZINC	286	J	DI

PROJ_NO: 00998

SDG: C7K020180 MEDIA: SOIL DATA FRACTION: M

nsample	FMC-26DL	nsample	FMC-3	nsample	FMC-3DL
samp_date	10/31/2007	samp_date	10/31/2007	samp_date	10/31/2007
lab_id	C7K020180024	lab_id	C7K020180017	lab_id	C7K020180017
qc_type	NM	qc_type	NM	qc_type	NM
units	MG/KG	units	MG/KG	units	MG/KG
Pct_Solids	30.0	Pct_Solids	65.0	Pct_Solids	65.0
DUP_OF:		DUP_OF:		DUP_OF:	

Parameter	Result	Val Qual	Qual Code
MERCURY	0.38		

Parameter	Result	Val Qual	Qual Code
ANTIMONY	0.06	B	A
ARSENIC	1.5		
BERYLLIUM	0.45		
CADMIUM	0.95		
CHROMIUM	20.5		
COPPER	35.5		
LEAD	17.2		
NICKEL	7		
SELENIUM	0.4	B	A
SILVER	0.13	J	C
THALLIUM	0.055		
ZINC	52.3	J	DI

Parameter	Result	Val Qual	Qual Code
MERCURY	0.069		

PROJ_NO: 00998

SDG: C7K020180 MEDIA: SOIL DATA FRACTION: M

nsample	FMC-4	nsample	FMC-4DL	nsample	FMC-5
samp_date	10/31/2007	samp_date	10/31/2007	samp_date	10/31/2007
lab_id	C7K020180018	lab_id	C7K020180018	lab_id	C7K020180019
qc_type	NM	qc_type	NM	qc_type	NM
units	MG/KG	units	MG/KG	units	MG/KG
Pct_Solids	45.0	Pct_Solids	45.0	Pct_Solids	25.0
DUP_OF:		DUP_OF:		DUP_OF:	

Parameter	Result	Val Qual	Qual Code
ANTIMONY	0.16	B	A
ARSENIC	6.8		
BERYLLIUM	1.1		
CADMIUM	1.9		
CHROMIUM	60.5		
COPPER	114		
LEAD	53.8		
NICKEL	22.6		
SELENIUM	1.6	J	CD
SILVER	0.37	J	C
THALLIUM	0.13		
ZINC	173	J	DI

Parameter	Result	Val Qual	Qual Code
MERCURY	0.19		

Parameter	Result	Val Qual	Qual Code
ANTIMONY	0.15	B	A
ARSENIC	11.5	J	Y
BERYLLIUM	2.3	J	Y
CADMIUM	3.7	J	Y
CHROMIUM	122	J	Y
COPPER	214	J	Y
LEAD	111	J	Y
NICKEL	45	J	Y
SELENIUM	3.3	J	CDY
SILVER	0.76	J	CY
THALLIUM	0.26	J	Y
ZINC	332	J	DIY

PROJ_NO: 00998

SDG: C7K020180 MEDIA: SOIL DATA FRACTION: M

nsample	FMC-5DL
samp_date	10/31/2007
lab_id	C7K020180019
qc_type	NM
units	MG/KG
Pct_Solids	25.0
DUP_OF:	

Parameter	Result	Val Qual	Qual Code
MERCURY	0.44	J	Y

nsample	FMC-6
samp_date	10/31/2007
lab_id	C7K020180020
qc_type	NM
units	MG/KG
Pct_Solids	64.0
DUP_OF:	

Parameter	Result	Val Qual	Qual Code
ANTIMONY	0.056	B	A
ARSENIC	2.4		
BERYLLIUM	0.43		
CADMIUM	0.66		
CHROMIUM	21.5		
COPPER	45.4		
LEAD	17.6		
NICKEL	8.1		
SELENIUM	0.7	B	A
SILVER	0.13	J	C
THALLIUM	0.053		
ZINC	61.7	J	DI

nsample	FMC-6DL
samp_date	10/31/2007
lab_id	C7K020180020
qc_type	NM
units	MG/KG
Pct_Solids	64.0
DUP_OF:	

Parameter	Result	Val Qual	Qual Code
MERCURY	0.069		

PROJ_NO: 00998

SDG: C7K020180 MEDIA: SOIL DATA FRACTION: M

nsample	FMC-7
samp_date	10/31/2007
lab_id	C7K020180021
qc_type	NM
units	MG/KG
Pct_Solids	26.0
DUP_OF:	

Parameter	Result	Val Qual	Qual Code
ANTIMONY	0.18	B	A
ARSENIC	11.5	J	Y
BERYLLIUM	2.1	J	Y
CADMIUM	2.9	J	Y
CHROMIUM	104	J	Y
COPPER	242	J	Y
LEAD	99.8	J	Y
NICKEL	40	J	Y
SELENIUM	3.1	J	CDY
SILVER	0.68	J	CY
THALLIUM	0.24	J	Y
ZINC	314	J	DIY

nsample	FMC-7DL
samp_date	10/31/2007
lab_id	C7K020180021
qc_type	NM
units	MG/KG
Pct_Solids	26.0
DUP_OF:	

Parameter	Result	Val Qual	Qual Code
MERCURY	0.34	J	Y

nsample	FMC-8
samp_date	10/31/2007
lab_id	C7K020180022
qc_type	NM
units	MG/KG
Pct_Solids	27.0
DUP_OF:	

Parameter	Result	Val Qual	Qual Code
ANTIMONY	0.17	B	A
ARSENIC	15.8	J	Y
BERYLLIUM	2.4	J	Y
CADMIUM	6.4	J	Y
CHROMIUM	134	J	Y
COPPER	158	J	Y
LEAD	123	J	Y
NICKEL	52.3	J	Y
SELENIUM	3.4	J	CDY
SILVER	0.85	J	CY
THALLIUM	0.27	J	Y
ZINC	344	J	DIY

PROJ_NO: 00998

SDG: C7K020180 MEDIA: SOIL DATA FRACTION: M

nsample	FMC-8DL
samp_date	10/31/2007
lab_id	C7K020180022
qc_type	NM
units	MG/KG
Pct_Solids	27.0
DUP_OF:	

Parameter	Result	Val Qual	Qual Code
MERCURY	0.4	J	Y

nsample	FMC-9
samp_date	10/30/2007
lab_id	C7K020180002
qc_type	NM
units	MG/KG
Pct_Solids	26.0
DUP_OF:	

Parameter	Result	Val Qual	Qual Code
ANTIMONY	0.4	B	A
ARSENIC	9.9	J	Y
BERYLLIUM	1.7	J	Y
CADMIUM	3.8	J	Y
CHROMIUM	98.7	J	Y
COPPER	234	J	Y
LEAD	98.3	J	Y
NICKEL	34	J	Y
SELENIUM	2.5	J	CY
SILVER	0.61	J	CY
THALLIUM	0.29	J	Y
ZINC	304	J	IY

nsample	FMC-9DL
samp_date	10/30/2007
lab_id	C7K020180002
qc_type	NM
units	MG/KG
Pct_Solids	26.0
DUP_OF:	

Parameter	Result	Val Qual	Qual Code
MERCURY	0.41	J	Y

PROJ_NO: 00998

SDG: C7K020180 MEDIA: SOIL DATA FRACTION: MISC

nsample	FMC-10
samp_date	10/30/2007
lab_id	C7K020180003
qc_type	NM
Pct_Solids	32.0
DUP_OF:	

Parameter	units	Result	Val Qual	Qual Code
PERCENT SOLIDS	%	31.6		
PERCHLORATE	UG/KG	127	U	

nsample	FMC-10DL
samp_date	10/30/2007
lab_id	C7K020180003
qc_type	NM
Pct_Solids	32.0
DUP_OF:	

Parameter	units	Result	Val Qual	Qual Code
HEXAVALENT CHROMIUM	MG/KG	1.3	U	

nsample	FMC-11
samp_date	10/30/2007
lab_id	C7K020180004
qc_type	NM
Pct_Solids	25.0
DUP_OF:	

Parameter	units	Result	Val Qual	Qual Code
HEXAVALENT CHROMIUM	MG/KG	1.6	UJ	Y
PERCENT SOLIDS	%	25.2		
PERCHLORATE	UG/KG	159	UJ	Y

PROJ_NO: 00998

SDG: C7K020180 MEDIA: SOIL DATA FRACTION: MISC

nsample	FMC-12
samp_date	10/30/2007
lab_id	C7K020180005
qc_type	NM
Pct_Solids	40.0
DUP_OF:	

Parameter	units	Result	Val Qual	Qual Code
PERCENT SOLIDS	%	39.6		
PERCHLORATE	UG/KG	101	U	

nsample	FMC-12DL
samp_date	10/30/2007
lab_id	C7K020180005
qc_type	NM
Pct_Solids	40.0
DUP_OF:	

Parameter	units	Result	Val Qual	Qual Code
HEXAVALENT CHROMIUM	MG/KG	1	U	

nsample	FMC-13
samp_date	10/30/2007
lab_id	C7K020180006
qc_type	NM
Pct_Solids	30.0
DUP_OF:	

Parameter	units	Result	Val Qual	Qual Code
PERCENT SOLIDS	%	30		
PERCHLORATE	UG/KG	134	U	

PROJ_NO: 00998

SDG: C7K020180 MEDIA: SOIL DATA FRACTION: MISC

nsample	FMC-13DL
samp_date	10/30/2007
lab_id	C7K020180006
qc_type	NM
Pct_Solids	30.0
DUP_OF:	

Parameter	units	Result	Val Qual	Qual Code
HEXAVALENT CHROMIUM	MG/KG	1.4	U	

nsample	FMC-14
samp_date	10/30/2007
lab_id	C7K020180007
qc_type	NM
Pct_Solids	28.0
DUP_OF:	

Parameter	units	Result	Val Qual	Qual Code
PERCENT SOLIDS	%	27.8		
PERCHLORATE	UG/KG	144	UJ	Y

nsample	FMC-14DL
samp_date	10/30/2007
lab_id	C7K020180007
qc_type	NM
Pct_Solids	28.0
DUP_OF:	

Parameter	units	Result	Val Qual	Qual Code
HEXAVALENT CHROMIUM	MG/KG	1.5	UJ	Y

PROJ_NO: 00998

SDG: C7K020180 MEDIA: SOIL DATA FRACTION: MISC

nsample	FMC-15
samp_date	10/31/2007
lab_id	C7K020180008
qc_type	NM
Pct_Solids	74.0
DUP_OF:	

Parameter	units	Result	Val Qual	Qual Code
PERCENT SOLIDS	%	73.6		
PERCHLORATE	UG/KG	54.4	U	

nsample	FMC-15DL
samp_date	10/31/2007
lab_id	C7K020180008
qc_type	NM
Pct_Solids	74.0
DUP_OF:	

Parameter	units	Result	Val Qual	Qual Code
HEXAVALENT CHROMIUM	MG/KG	0.55	U	

nsample	FMC-16
samp_date	10/31/2007
lab_id	C7K020180009
qc_type	NM
Pct_Solids	73.0
DUP_OF:	

Parameter	units	Result	Val Qual	Qual Code
PERCENT SOLIDS	%	72.8		
PERCHLORATE	UG/KG	55	U	

PROJ_NO: 00998

SDG: C7K020180 MEDIA: SOIL DATA FRACTION: MISC

nsample	FMC-16DL	nsample	FMC-17	nsample	FMC-17DL
samp_date	10/31/2007	samp_date	10/31/2007	samp_date	10/31/2007
lab_id	C7K020180009	lab_id	C7K020180010	lab_id	C7K020180010
qc_type	NM	qc_type	NM	qc_type	NM
Pct_Solids	73.0	Pct_Solids	68.0	Pct_Solids	68.0
DUP_OF:		DUP_OF:		DUP_OF:	

Parameter	units	Result	Val Qual	Qual Code
HEXAVALENT CHROMIUM	MG/KG	0.57	U	

Parameter	units	Result	Val Qual	Qual Code
PERCENT SOLIDS	%	67.9		
PERCHLORATE	UG/KG	58.9	U	

Parameter	units	Result	Val Qual	Qual Code
HEXAVALENT CHROMIUM	MG/KG	0.58	U	

PROJ_NO: 00998

SDG: C7K020180 MEDIA: SOIL DATA FRACTION: MISC

nsample	FMC-18
samp_date	10/31/2007
lab_id	C7K020180011
qc_type	NM
Pct_Solids	30.0
DUP_OF:	

Parameter	units	Result	Val Qual	Qual Code
PERCENT SOLIDS	%	30		
PERCHLORATE	UG/KG	133	U	

nsample	FMC-18DL
samp_date	10/31/2007
lab_id	C7K020180011
qc_type	NM
Pct_Solids	30.0
DUP_OF:	

Parameter	units	Result	Val Qual	Qual Code
HEXAVALENT CHROMIUM	MG/KG	1.3	U	

nsample	FMC-19
samp_date	10/31/2007
lab_id	C7K020180012
qc_type	NM
Pct_Solids	32.0
DUP_OF:	

Parameter	units	Result	Val Qual	Qual Code
HEXAVALENT CHROMIUM	MG/KG	1.3	U	
PERCENT SOLIDS	%	31.9		
PERCHLORATE	UG/KG	125	U	

PROJ_NO: 00998

SDG: C7K020180 MEDIA: SOIL DATA FRACTION: MISC

nsample	FMC-20	nsample	FMC-21	nsample	FMC-21DL
samp_date	10/31/2007	samp_date	10/31/2007	samp_date	10/31/2007
lab_id	C7K020180013	lab_id	C7K020180014	lab_id	C7K020180014
qc_type	NM	qc_type	NM	qc_type	NM
Pct_Solids	27.0	Pct_Solids	76.0	Pct_Solids	76.0
DUP_OF:		DUP_OF:		DUP_OF:	

Parameter	units	Result	Val Qual	Qual Code
HEXAVALENT CHROMIUM	MG/KG	1.5	UJ	Y
PERCENT SOLIDS	%	27.3		
PERCHLORATE	UG/KG	146	UJ	Y

Parameter	units	Result	Val Qual	Qual Code
PERCENT SOLIDS	%	75.7		
PERCHLORATE	UG/KG	52.9	U	

Parameter	units	Result	Val Qual	Qual Code
HEXAVALENT CHROMIUM	MG/KG	0.53	U	

PROJ_NO: 00998

SDG: C7K020180 MEDIA: SOIL DATA FRACTION: MISC

nsample	FMC-22
samp_date	10/31/2007
lab_id	C7K020180015
qc_type	NM
Pct_Solids	75.0
DUP_OF:	

Parameter	units	Result	Val Qual	Qual Code
PERCENT SOLIDS	%	75.2		
PERCHLORATE	UG/KG	53.2	U	

nsample	FMC-22DL
samp_date	10/31/2007
lab_id	C7K020180015
qc_type	NM
Pct_Solids	75.0
DUP_OF:	

Parameter	units	Result	Val Qual	Qual Code
HEXAVALENT CHROMIUM	MG/KG	0.52	U	

nsample	FMC-23
samp_date	10/31/2007
lab_id	C7K020180016
qc_type	NM
Pct_Solids	71.0
DUP_OF:	

Parameter	units	Result	Val Qual	Qual Code
PERCENT SOLIDS	%	70.8		
PERCHLORATE	UG/KG	56.5	U	

PROJ_NO: 00998

SDG: C7K020180 MEDIA: SOIL DATA FRACTION: MISC

nsample	FMC-23DL
samp_date	10/31/2007
lab_id	C7K020180016
qc_type	NM
Pct_Solids	71.0
DUP_OF:	

Parameter	units	Result	Val Qual	Qual Code
HEXAVALENT CHROMIUM	MG/KG	0.57	U	

nsample	FMC-24
samp_date	10/30/2007
lab_id	C7K020180001
qc_type	NM
Pct_Solids	21.0
DUP_OF:	

Parameter	units	Result	Val Qual	Qual Code
PERCENT SOLIDS	%	21		
PERCHLORATE	UG/KG	190	UJ	Y

nsample	FMC-24DL
samp_date	10/30/2007
lab_id	C7K020180001
qc_type	NM
Pct_Solids	21.0
DUP_OF:	

Parameter	units	Result	Val Qual	Qual Code
HEXAVALENT CHROMIUM	MG/KG	1.9	UJ	Y

PROJ_NO: 00998

SDG: C7K020180 MEDIA: SOIL DATA FRACTION: MISC

nsample	FMC-25	nsample	FMC-26	nsample	FMC-26DL
samp_date	10/31/2007	samp_date	10/31/2007	samp_date	10/31/2007
lab_id	C7K020180023	lab_id	C7K020180024	lab_id	C7K020180024
qc_type	NM	qc_type	NM	qc_type	NM
Pct_Solids	26.0	Pct_Solids	30.0	Pct_Solids	30.0
DUP_OF:		DUP_OF:		DUP_OF:	

Parameter	units	Result	Val Qual	Qual Code
HEXAVALENT CHROMIUM	MG/KG	1.5	UJ	Y
PERCENT SOLIDS	%	26.1		
PERCHLORATE	UG/KG	153	UJ	Y

Parameter	units	Result	Val Qual	Qual Code
PERCENT SOLIDS	%	29.8		
PERCHLORATE	UG/KG	134	U	

Parameter	units	Result	Val Qual	Qual Code
HEXAVALENT CHROMIUM	MG/KG	1.4	U	

PROJ_NO: 00998

SDG: C7K020180 MEDIA: SOIL DATA FRACTION: MISC

nsample	FMC-3	nsample	FMC-3DL	nsample	FMC-4
samp_date	10/31/2007	samp_date	10/31/2007	samp_date	10/31/2007
lab_id	C7K020180017	lab_id	C7K020180017	lab_id	C7K020180018
qc_type	NM	qc_type	NM	qc_type	NM
Pct_Solids	65.0	Pct_Solids	65.0	Pct_Solids	45.0
DUP_OF:		DUP_OF:		DUP_OF:	

Parameter	units	Result	Val Qual	Qual Code
PERCENT SOLIDS	%	65.1		
PERCHLORATE	UG/KG	61.5	U	

Parameter	units	Result	Val Qual	Qual Code
HEXAVALENT CHROMIUM	MG/KG	0.6	U	

Parameter	units	Result	Val Qual	Qual Code
PERCENT SOLIDS	%	45		
PERCHLORATE	UG/KG	88.8	U	

PROJ_NO: 00998

SDG: C7K020180 MEDIA: SOIL DATA FRACTION: MISC

nsample	FMC-4DL	nsample	FMC-5	nsample	FMC-5DL
samp_date	10/31/2007	samp_date	10/31/2007	samp_date	10/31/2007
lab_id	C7K020180018	lab_id	C7K020180019	lab_id	C7K020180019
qc_type	NM	qc_type	NM	qc_type	NM
Pct_Solids	45.0	Pct_Solids	25.0	Pct_Solids	25.0
DUP_OF:		DUP_OF:		DUP_OF:	

Parameter	units	Result	Val Qual	Qual Code
HEXAVALENT CHROMIUM	MG/KG	0.91	U	

Parameter	units	Result	Val Qual	Qual Code
PERCENT SOLIDS	%	25.4		
PERCHLORATE	UG/KG	158	UJ	Y

Parameter	units	Result	Val Qual	Qual Code
HEXAVALENT CHROMIUM	MG/KG	1.6	UJ	Y

PROJ_NO: 00998

SDG: C7K020180 MEDIA: SOIL DATA FRACTION: MISC

nsample	FMC-6	nsample	FMC-6DL	nsample	FMC-7
samp_date	10/31/2007	samp_date	10/31/2007	samp_date	10/31/2007
lab_id	C7K020180020	lab_id	C7K020180020	lab_id	C7K020180021
qc_type	NM	qc_type	NM	qc_type	NM
Pct_Solids	64.0	Pct_Solids	64.0	Pct_Solids	26.0
DUP_OF:		DUP_OF:		DUP_OF:	

Parameter	units	Result	Val Qual	Qual Code
PERCENT SOLIDS	%	63.5		
PERCHLORATE	UG/KG	63	U	

Parameter	units	Result	Val Qual	Qual Code
HEXAVALENT CHROMIUM	MG/KG	0.62	U	

Parameter	units	Result	Val Qual	Qual Code
PERCENT SOLIDS	%	25.9		
PERCHLORATE	UG/KG	154	UJ	Y

PROJ_NO: 00998

SDG: C7K020180 MEDIA: SOIL DATA FRACTION: MISC

nsample	FMC-7DL	nsample	FMC-8	nsample	FMC-8DL
samp_date	10/31/2007	samp_date	10/31/2007	samp_date	10/31/2007
lab_id	C7K020180021	lab_id	C7K020180022	lab_id	C7K020180022
qc_type	NM	qc_type	NM	qc_type	NM
Pct_Solids	26.0	Pct_Solids	27.0	Pct_Solids	27.0
DUP_OF:		DUP_OF:		DUP_OF:	

Parameter	units	Result	Val Qual	Qual Code
HEXAVALENT CHROMIUM	MG/KG	1.6	UJ	Y

Parameter	units	Result	Val Qual	Qual Code
PERCENT SOLIDS	%	27		
PERCHLORATE	UG/KG	148	UJ	Y

Parameter	units	Result	Val Qual	Qual Code
HEXAVALENT CHROMIUM	MG/KG	1.4	UJ	Y

PROJ_NO: 00998

SDG: C7K020180 MEDIA: SOIL DATA FRACTION: MISC

nsample	FMC-9
samp_date	10/30/2007
lab_id	C7K020180002
qc_type	NM
Pct_Solids	26.0
DUP_OF:	

Parameter	units	Result	Val Qual	Qual Code
HEXAVALENT CHROMIUM	MG/KG	1.5	UJ	Y
PERCENT SOLIDS	%	26.3		
PERCHLORATE	UG/KG	152	UJ	Y

APPENDIX B
RESULTS AS REPORTED BY THE LABORATORY

Tetra Tech NUS, Inc

Client Sample ID: FMC-10

TOTAL Metals

Lot-Sample #...: C7K020180-003 Matrix.....: SOLID
Date Sampled...: 10/30/07 Date Received..: 11/02/07
% Moisture.....: 68

PARAMETER	RESULT	REPORTING LIMIT	UNITS	METHOD	PREPARATION-ANALYSIS DATE	WORK ORDER #
Prep Batch #...: 7320530						
Silver	0.75	0.32	mg/kg	SW846 6020	11/16-11/24/07	KAERF1AC
		Dilution Factor: 1		Analysis Time..: 18:46	Analyst ID.....: 400149	
		Instrument ID..: ICPMS		MS Run #.....: 7320265	MDL.....: 0.0076	
Arsenic	10.0	0.32	mg/kg	SW846 6020	11/16-11/24/07	KAERF1AD
		Dilution Factor: 1		Analysis Time..: 18:46	Analyst ID.....: 400149	
		Instrument ID..: ICPMS		MS Run #.....: 7320265	MDL.....: 0.052	
Beryllium	1.9	0.32	mg/kg	SW846 6020	11/16-11/24/07	KAERF1AE
		Dilution Factor: 1		Analysis Time..: 18:46	Analyst ID.....: 400149	
		Instrument ID..: ICPMS		MS Run #.....: 7320265	MDL.....: 0.012	
Cadmium	3.5	0.32	mg/kg	SW846 6020	11/16-11/24/07	KAERF1AF
		Dilution Factor: 1		Analysis Time..: 18:46	Analyst ID.....: 400149	
		Instrument ID..: ICPMS		MS Run #.....: 7320265	MDL.....: 0.029	
Chromium	117 J	0.63	mg/kg	SW846 6020	11/16-11/24/07	KAERF1AG
		Dilution Factor: 1		Analysis Time..: 18:46	Analyst ID.....: 400149	
		Instrument ID..: ICPMS		MS Run #.....: 7320265	MDL.....: 0.025	
Copper	213	0.63	mg/kg	SW846 6020	11/16-11/24/07	KAERF1AH
		Dilution Factor: 1		Analysis Time..: 18:46	Analyst ID.....: 400149	
		Instrument ID..: ICPMS		MS Run #.....: 7320265	MDL.....: 0.027	
Nickel	37.6	0.32	mg/kg	SW846 6020	11/16-11/24/07	KAERF1AJ
		Dilution Factor: 1		Analysis Time..: 18:46	Analyst ID.....: 400149	
		Instrument ID..: ICPMS		MS Run #.....: 7320265	MDL.....: 0.022	
Lead	114	0.32	mg/kg	SW846 6020	11/16-11/24/07	KAERF1AK
		Dilution Factor: 1		Analysis Time..: 18:46	Analyst ID.....: 400149	
		Instrument ID..: ICPMS		MS Run #.....: 7320265	MDL.....: 0.011	
Antimony	0.38 B	0.63	mg/kg	SW846 6020	11/16-11/24/07	KAERF1AL
		Dilution Factor: 1		Analysis Time..: 18:46	Analyst ID.....: 400149	
		Instrument ID..: ICPMS		MS Run #.....: 7320265	MDL.....: 0.010	

(Continued on next page)

Tetra Tech NUS, Inc

Client Sample ID: FMC-10

TOTAL Metals

Lot-Sample #...: C7K020180-003 Matrix.....: SOLID

PARAMETER	RESULT	REPORTING LIMIT	UNITS	METHOD	PREPARATION-ANALYSIS DATE	WORK ORDER #
Selenium	**2.6**	**1.6**	**mg/kg**	**SW846 6020**	**11/16-11/24/07**	**KAERF1AM**
		Dilution Factor: 1		Analysis Time..: 18:46	Analyst ID.....: 400149	
		Instrument ID..: ICPMS		MS Run #.....: 7320265	MDL.....: 0.13	
Thallium	**0.23 B,J**	**0.32**	**mg/kg**	**SW846 6020**	**11/16-11/24/07**	**KAERF1AN**
		Dilution Factor: 1		Analysis Time..: 18:46	Analyst ID.....: 400149	
		Instrument ID..: ICPMS		MS Run #.....: 7320265	MDL.....: 0.0063	
Zinc	**289 J**	**1.6**	**mg/kg**	**SW846 6020**	**11/16-11/24/07**	**KAERF1AP**
		Dilution Factor: 1		Analysis Time..: 18:46	Analyst ID.....: 400149	
		Instrument ID..: ICPMS		MS Run #.....: 7320265	MDL.....: 0.037	
Prep Batch #...: 7325029						
Mercury	**0.37**	**0.052**	**mg/kg**	**SW846 7471A**	**11/21/07**	**KAERF1AQ**
		Dilution Factor: 0.5		Analysis Time..: 08:12	Analyst ID.....: 031043	
		Instrument ID..: HGHYDRA		MS Run #.....: 7325018	MDL.....: 0.011	

NOTE(S):

Results and reporting limits have been adjusted for dry weight.

J Method blank contamination. The associated method blank contains the target analyte at a reportable level.

B Estimated result. Result is less than RL.

Tetra Tech NUS, Inc

Client Sample ID: FMC-11

TOTAL Metals

Lot-Sample #...: C7K020180-004
Date Sampled...: 10/30/07 Date Received..: 11/02/07
% Moisture.....: 75
Matrix.....: SOLID

PARAMETER	RESULT	REPORTING LIMIT	UNITS	METHOD	PREPARATION-ANALYSIS DATE	WORK ORDER #
Prep Batch #...: 7320530						
Silver	0.63	0.40	mg/kg	SW846 6020	11/16-11/24/07	KAERJ1AC
		Dilution Factor: 1		Analysis Time..: 18:50	Analyst ID.....: 400149	
		Instrument ID..: ICPMS		MS Run #.....: 7320265	MDL.....: 0.0095	
Arsenic	10.3	0.40	mg/kg	SW846 6020	11/16-11/24/07	KAERJ1AD
		Dilution Factor: 1		Analysis Time..: 18:50	Analyst ID.....: 400149	
		Instrument ID..: ICPMS		MS Run #.....: 7320265	MDL.....: 0.065	
Beryllium	1.8	0.40	mg/kg	SW846 6020	11/16-11/24/07	KAERJ1AE
		Dilution Factor: 1		Analysis Time..: 18:50	Analyst ID.....: 400149	
		Instrument ID..: ICPMS		MS Run #.....: 7320265	MDL.....: 0.015	
Cadmium	3.7	0.40	mg/kg	SW846 6020	11/16-11/24/07	KAERJ1AF
		Dilution Factor: 1		Analysis Time..: 18:50	Analyst ID.....: 400149	
		Instrument ID..: ICPMS		MS Run #.....: 7320265	MDL.....: 0.036	
Chromium	99.3 J	0.79	mg/kg	SW846 6020	11/16-11/24/07	KAERJ1AG
		Dilution Factor: 1		Analysis Time..: 18:50	Analyst ID.....: 400149	
		Instrument ID..: ICPMS		MS Run #.....: 7320265	MDL.....: 0.032	
Copper	229	0.79	mg/kg	SW846 6020	11/16-11/24/07	KAERJ1AH
		Dilution Factor: 1		Analysis Time..: 18:50	Analyst ID.....: 400149	
		Instrument ID..: ICPMS		MS Run #.....: 7320265	MDL.....: 0.034	
Nickel	35.1	0.40	mg/kg	SW846 6020	11/16-11/24/07	KAERJ1AJ
		Dilution Factor: 1		Analysis Time..: 18:50	Analyst ID.....: 400149	
		Instrument ID..: ICPMS		MS Run #.....: 7320265	MDL.....: 0.027	
Lead	97.5	0.40	mg/kg	SW846 6020	11/16-11/24/07	KAERJ1AK
		Dilution Factor: 1		Analysis Time..: 18:50	Analyst ID.....: 400149	
		Instrument ID..: ICPMS		MS Run #.....: 7320265	MDL.....: 0.013	
Antimony	0.27 B	0.79	mg/kg	SW846 6020	11/16-11/24/07	KAERJ1AL
		Dilution Factor: 1		Analysis Time..: 18:50	Analyst ID.....: 400149	
		Instrument ID..: ICPMS		MS Run #.....: 7320265	MDL.....: 0.013	

(Continued on next page)

Tetra Tech NUS, Inc

Client Sample ID: FMC-11

TOTAL Metals

Lot-Sample #...: C7K020180-004 Matrix.....: SOLID

PARAMETER	RESULT	REPORTING LIMIT	UNITS	METHOD	PREPARATION-ANALYSIS DATE	WORK ORDER #
Selenium	2.6	2.0	mg/kg	SW846 6020	11/16-11/24/07	KAERJ1AM
		Dilution Factor: 1		Analysis Time..: 18:50	Analyst ID.....: 400149	
		Instrument ID..: ICPMS		MS Run #.....: 7320265	MDL.....: 0.16	
Thallium	0.22 B,J	0.40	mg/kg	SW846 6020	11/16-11/24/07	KAERJ1AN
		Dilution Factor: 1		Analysis Time..: 18:50	Analyst ID.....: 400149	
		Instrument ID..: ICPMS		MS Run #.....: 7320265	MDL.....: 0.0079	
Zinc	316 J	2.0	mg/kg	SW846 6020	11/16-11/24/07	KAERJ1AP
		Dilution Factor: 1		Analysis Time..: 18:50	Analyst ID.....: 400149	
		Instrument ID..: ICPMS		MS Run #.....: 7320265	MDL.....: 0.046	
Prep Batch #...: 7325029						
Mercury	0.45	0.065	mg/kg	SW846 7471A	11/21/07	KAERJ1AQ
		Dilution Factor: 0.5		Analysis Time..: 08:14	Analyst ID.....: 031043	
		Instrument ID..: HGHYDRA		MS Run #.....: 7325018	MDL.....: 0.014	

NOTE(S):

Results and reporting limits have been adjusted for dry weight.

J Method blank contamination. The associated method blank contains the target analyte at a reportable level.

B Estimated result. Result is less than RL.

Tetra Tech NUS, Inc

Client Sample ID: FMC-12

TOTAL Metals

Lot-Sample #...: C7K020180-005 **Matrix.....:** SOLID
Date Sampled...: 10/30/07 **Date Received..:** 11/02/07
% Moisture.....: 60

PARAMETER	RESULT	REPORTING LIMIT	UNITS	METHOD	PREPARATION-ANALYSIS DATE	WORK ORDER #
Prep Batch #...: 7320530						
Silver	**0.39**	**0.25**	**mg/kg**	**SW846 6020**	**11/16-11/24/07**	**KAERM1AC**
		Dilution Factor: 1		Analysis Time..: 18:54	Analyst ID.....: 400149	
		Instrument ID..: ICPMS		MS Run #.....: 7320265	MDL.....: 0.0061	
Arsenic	**6.5**	**0.25**	**mg/kg**	**SW846 6020**	**11/16-11/24/07**	**KAERM1AD**
		Dilution Factor: 1		Analysis Time..: 18:54	Analyst ID.....: 400149	
		Instrument ID..: ICPMS		MS Run #.....: 7320265	MDL.....: 0.042	
Beryllium	**1.1**	**0.25**	**mg/kg**	**SW846 6020**	**11/16-11/24/07**	**KAERM1AE**
		Dilution Factor: 1		Analysis Time..: 18:54	Analyst ID.....: 400149	
		Instrument ID..: ICPMS		MS Run #.....: 7320265	MDL.....: 0.0093	
Cadmium	**2.7**	**0.25**	**mg/kg**	**SW846 6020**	**11/16-11/24/07**	**KAERM1AF**
		Dilution Factor: 1		Analysis Time..: 18:54	Analyst ID.....: 400149	
		Instrument ID..: ICPMS		MS Run #.....: 7320265	MDL.....: 0.023	
Chromium	**61.7 J**	**0.51**	**mg/kg**	**SW846 6020**	**11/16-11/24/07**	**KAERM1AG**
		Dilution Factor: 1		Analysis Time..: 18:54	Analyst ID.....: 400149	
		Instrument ID..: ICPMS		MS Run #.....: 7320265	MDL.....: 0.020	
Copper	**141**	**0.51**	**mg/kg**	**SW846 6020**	**11/16-11/24/07**	**KAERM1AH**
		Dilution Factor: 1		Analysis Time..: 18:54	Analyst ID.....: 400149	
		Instrument ID..: ICPMS		MS Run #.....: 7320265	MDL.....: 0.021	
Nickel	**21.0**	**0.25**	**mg/kg**	**SW846 6020**	**11/16-11/24/07**	**KAERM1AJ**
		Dilution Factor: 1		Analysis Time..: 18:54	Analyst ID.....: 400149	
		Instrument ID..: ICPMS		MS Run #.....: 7320265	MDL.....: 0.017	
Lead	**60.2**	**0.25**	**mg/kg**	**SW846 6020**	**11/16-11/24/07**	**KAERM1AK**
		Dilution Factor: 1		Analysis Time..: 18:54	Analyst ID.....: 400149	
		Instrument ID..: ICPMS		MS Run #.....: 7320265	MDL.....: 0.0086	
Antimony	**0.16 B**	**0.51**	**mg/kg**	**SW846 6020**	**11/16-11/24/07**	**KAERM1AL**
		Dilution Factor: 1		Analysis Time..: 18:54	Analyst ID.....: 400149	
		Instrument ID..: ICPMS		MS Run #.....: 7320265	MDL.....: 0.0083	

(Continued on next page)

Tetra Tech NUS, Inc

Client Sample ID: FMC-12

TOTAL Metals

Lot-Sample #...: C7K020180-005 Matrix.....: SOLID

PARAMETER	RESULT	REPORTING LIMIT	UNITS	METHOD	PREPARATION-ANALYSIS DATE	WORK ORDER #
Selenium	1.6	1.3	mg/kg	SW846 6020	11/16-11/24/07	KAERM1AM
		Dilution Factor: 1		Analysis Time..: 18:54	Analyst ID.....: 400149	
		Instrument ID..: ICPMS		MS Run #.....: 7320265	MDL.....: 0.10	
Thallium	0.13 B,J	0.25	mg/kg	SW846 6020	11/16-11/24/07	KAERM1AN
		Dilution Factor: 1		Analysis Time..: 18:54	Analyst ID.....: 400149	
		Instrument ID..: ICPMS		MS Run #.....: 7320265	MDL.....: 0.0051	
Zinc	182 J	1.3	mg/kg	SW846 6020	11/16-11/24/07	KAERM1AP
		Dilution Factor: 1		Analysis Time..: 18:54	Analyst ID.....: 400149	
		Instrument ID..: ICPMS		MS Run #.....: 7320265	MDL.....: 0.030	
Prep Batch #...: 7325029						
Mercury	0.25	0.042	mg/kg	SW846 7471A	11/21/07	KAERM1AQ
		Dilution Factor: 0.5		Analysis Time..: 08:15	Analyst ID.....: 031043	
		Instrument ID..: HGHYDRA		MS Run #.....: 7325018	MDL.....: 0.0090	

NOTE(S):

Results and reporting limits have been adjusted for dry weight.

J Method blank contamination. The associated method blank contains the target analyte at a reportable level.

B Estimated result. Result is less than RL.

Tetra Tech NUS, Inc

Client Sample ID: FMC-13

TOTAL Metals

Lot-Sample #...: C7K020180-006 Matrix.....: SOLID
Date Sampled...: 10/30/07 Date Received..: 11/02/07
% Moisture.....: 70

PARAMETER	RESULT	REPORTING LIMIT	UNITS	METHOD	PREPARATION-ANALYSIS DATE	WORK ORDER #
Prep Batch #...: 7320530						
Silver	0.58	0.33	mg/kg	SW846 6020	11/16-11/24/07	KAERT1AC
		Dilution Factor: 1		Analysis Time..: 18:59	Analyst ID.....: 400149	
		Instrument ID..: ICPMS		MS Run #.....: 7320265	MDL.....: 0.0080	
Arsenic	9.4	0.33	mg/kg	SW846 6020	11/16-11/24/07	KAERT1AD
		Dilution Factor: 1		Analysis Time..: 18:59	Analyst ID.....: 400149	
		Instrument ID..: ICPMS		MS Run #.....: 7320265	MDL.....: 0.055	
Beryllium	1.6	0.33	mg/kg	SW846 6020	11/16-11/24/07	KAERT1AE
		Dilution Factor: 1		Analysis Time..: 18:59	Analyst ID.....: 400149	
		Instrument ID..: ICPMS		MS Run #.....: 7320265	MDL.....: 0.012	
Cadmium	3.2	0.33	mg/kg	SW846 6020	11/16-11/24/07	KAERT1AF
		Dilution Factor: 1		Analysis Time..: 18:59	Analyst ID.....: 400149	
		Instrument ID..: ICPMS		MS Run #.....: 7320265	MDL.....: 0.030	
Chromium	90.0 J	0.67	mg/kg	SW846 6020	11/16-11/24/07	KAERT1AG
		Dilution Factor: 1		Analysis Time..: 18:59	Analyst ID.....: 400149	
		Instrument ID..: ICPMS		MS Run #.....: 7320265	MDL.....: 0.027	
Copper	184	0.67	mg/kg	SW846 6020	11/16-11/24/07	KAERT1AH
		Dilution Factor: 1		Analysis Time..: 18:59	Analyst ID.....: 400149	
		Instrument ID..: ICPMS		MS Run #.....: 7320265	MDL.....: 0.028	
Nickel	31.4	0.33	mg/kg	SW846 6020	11/16-11/24/07	KAERT1AJ
		Dilution Factor: 1		Analysis Time..: 18:59	Analyst ID.....: 400149	
		Instrument ID..: ICPMS		MS Run #.....: 7320265	MDL.....: 0.023	
Lead	85.7	0.33	mg/kg	SW846 6020	11/16-11/24/07	KAERT1AK
		Dilution Factor: 1		Analysis Time..: 18:59	Analyst ID.....: 400149	
		Instrument ID..: ICPMS		MS Run #.....: 7320265	MDL.....: 0.011	
Antimony	0.19 B	0.67	mg/kg	SW846 6020	11/16-11/24/07	KAERT1AL
		Dilution Factor: 1		Analysis Time..: 18:59	Analyst ID.....: 400149	
		Instrument ID..: ICPMS		MS Run #.....: 7320265	MDL.....: 0.011	

(Continued on next page)

Tetra Tech NUS, Inc

Client Sample ID: FMC-13

TOTAL Metals

Lot-Sample #...: C7K020180-006 **Matrix.....:** SOLID

PARAMETER	RESULT	REPORTING LIMIT	UNITS	METHOD	PREPARATION-ANALYSIS DATE	WORK ORDER #
Selenium	**2.3**	**1.7**	**mg/kg**	**SW846 6020**	**11/16-11/24/07**	**KAERT1AM**
		Dilution Factor: 1		Analysis Time..: 18:59	Analyst ID.....: 400149	
		Instrument ID..: ICPMS		MS Run #.....: 7320265	MDL.....: 0.14	
Thallium	**0.18 B,J**	**0.33**	**mg/kg**	**SW846 6020**	**11/16-11/24/07**	**KAERT1AN**
		Dilution Factor: 1		Analysis Time..: 18:59	Analyst ID.....: 400149	
		Instrument ID..: ICPMS		MS Run #.....: 7320265	MDL.....: 0.0067	
Zinc	**257 J**	**1.7**	**mg/kg**	**SW846 6020**	**11/16-11/24/07**	**KAERT1AP**
		Dilution Factor: 1		Analysis Time..: 18:59	Analyst ID.....: 400149	
		Instrument ID..: ICPMS		MS Run #.....: 7320265	MDL.....: 0.039	
Prep Batch #...: 7325029						
Mercury	**0.44**	**0.055**	**mg/kg**	**SW846 7471A**	**11/21/07**	**KAERT1AQ**
		Dilution Factor: 0.5		Analysis Time..: 08:17	Analyst ID.....: 031043	
		Instrument ID..: HGHYDRA		MS Run #.....: 7325018	MDL.....: 0.012	

NOTE(S):

Results and reporting limits have been adjusted for dry weight.

J Method blank contamination. The associated method blank contains the target analyte at a reportable level.

B Estimated result. Result is less than RL.

Tetra Tech NUS, Inc

Client Sample ID: FMC-14

TOTAL Metals

Lot-Sample #...: C7K020180-007 **Matrix.....:** SOLID
Date Sampled...: 10/30/07 **Date Received..:** 11/02/07
% Moisture.....: 72

PARAMETER	RESULT	REPORTING LIMIT	UNITS	METHOD	PREPARATION-ANALYSIS DATE	WORK ORDER #
Prep Batch #...: 7320530						
Silver	**0.73**	**0.36**	**mg/kg**	**SW846 6020**	**11/16-11/24/07**	**KAER01AC**
		Dilution Factor: 1		Analysis Time..: 19:03	Analyst ID.....: 400149	
		Instrument ID..: ICPMS		MS Run #.....: 7320265	MDL.....: 0.0086	
Arsenic	**11.3**	**0.36**	**mg/kg**	**SW846 6020**	**11/16-11/24/07**	**KAER01AD**
		Dilution Factor: 1		Analysis Time..: 19:03	Analyst ID.....: 400149	
		Instrument ID..: ICPMS		MS Run #.....: 7320265	MDL.....: 0.059	
Beryllium	**2.1**	**0.36**	**mg/kg**	**SW846 6020**	**11/16-11/24/07**	**KAER01AE**
		Dilution Factor: 1		Analysis Time..: 19:03	Analyst ID.....: 400149	
		Instrument ID..: ICPMS		MS Run #.....: 7320265	MDL.....: 0.013	
Cadmium	**4.3**	**0.36**	**mg/kg**	**SW846 6020**	**11/16-11/24/07**	**KAER01AF**
		Dilution Factor: 1		Analysis Time..: 19:03	Analyst ID.....: 400149	
		Instrument ID..: ICPMS		MS Run #.....: 7320265	MDL.....: 0.033	
Chromium	**119 J**	**0.72**	**mg/kg**	**SW846 6020**	**11/16-11/24/07**	**KAER01AG**
		Dilution Factor: 1		Analysis Time..: 19:03	Analyst ID.....: 400149	
		Instrument ID..: ICPMS		MS Run #.....: 7320265	MDL.....: 0.029	
Copper	**234**	**0.72**	**mg/kg**	**SW846 6020**	**11/16-11/24/07**	**KAER01AH**
		Dilution Factor: 1		Analysis Time..: 19:03	Analyst ID.....: 400149	
		Instrument ID..: ICPMS		MS Run #.....: 7320265	MDL.....: 0.031	
Nickel	**41.5**	**0.36**	**mg/kg**	**SW846 6020**	**11/16-11/24/07**	**KAER01AJ**
		Dilution Factor: 1		Analysis Time..: 19:03	Analyst ID.....: 400149	
		Instrument ID..: ICPMS		MS Run #.....: 7320265	MDL.....: 0.024	
Lead	**114**	**0.36**	**mg/kg**	**SW846 6020**	**11/16-11/24/07**	**KAER01AK**
		Dilution Factor: 1		Analysis Time..: 19:03	Analyst ID.....: 400149	
		Instrument ID..: ICPMS		MS Run #.....: 7320265	MDL.....: 0.012	
Antimony	**0.31 B**	**0.72**	**mg/kg**	**SW846 6020**	**11/16-11/24/07**	**KAER01AL**
		Dilution Factor: 1		Analysis Time..: 19:03	Analyst ID.....: 400149	
		Instrument ID..: ICPMS		MS Run #.....: 7320265	MDL.....: 0.012	

(Continued on next page)

Tetra Tech NUS, Inc

Client Sample ID: FMC-14

TOTAL Metals

Lot-Sample #...: C7K020180-007 **Matrix.....:** SOLID

PARAMETER	RESULT	REPORTING LIMIT	UNITS	METHOD	PREPARATION-ANALYSIS DATE	WORK ORDER #
Selenium	**2.8**	**1.8**	**mg/kg**	**SW846 6020**	**11/16-11/24/07**	**KAER01AM**
		Dilution Factor: 1		Analysis Time..: 19:03	Analyst ID.....: 400149	
		Instrument ID..: ICPMS		MS Run #.....: 7320265	MDL.....: 0.15	
Thallium	**0.24 B,J**	**0.36**	**mg/kg**	**SW846 6020**	**11/16-11/24/07**	**KAER01AN**
		Dilution Factor: 1		Analysis Time..: 19:03	Analyst ID.....: 400149	
		Instrument ID..: ICPMS		MS Run #.....: 7320265	MDL.....: 0.0072	
Zinc	**329 J**	**1.8**	**mg/kg**	**SW846 6020**	**11/16-11/24/07**	**KAER01AP**
		Dilution Factor: 1		Analysis Time..: 19:03	Analyst ID.....: 400149	
		Instrument ID..: ICPMS		MS Run #.....: 7320265	MDL.....: 0.042	
Prep Batch #...: 7325029						
Mercury	**0.44**	**0.059**	**mg/kg**	**SW846 7471A**	**11/21/07**	**KAER01AQ**
		Dilution Factor: 0.5		Analysis Time..: 08:19	Analyst ID.....: 031043	
		Instrument ID..: HGHYDRA		MS Run #.....: 7325018	MDL.....: 0.013	

NOTE(S):

Results and reporting limits have been adjusted for dry weight.

J Method blank contamination. The associated method blank contains the target analyte at a reportable level.

B Estimated result. Result is less than RL.

Tetra Tech NUS, Inc

Client Sample ID: FMC-15

TOTAL Metals

Lot-Sample #...: C7K020180-008 **Matrix.....:** SOLID
Date Sampled...: 10/31/07 **Date Received..:** 11/02/07
% Moisture.....: 26

PARAMETER	RESULT	REPORTING LIMIT	UNITS	METHOD	PREPARATION-ANALYSIS DATE	WORK ORDER #
Prep Batch #...: 7320530						
Silver	**0.017 B**	**0.14**	**mg/kg**	**SW846 6020**	**11/16-11/24/07**	**KAETX1AC**
		Dilution Factor: 1		Analysis Time..: 19:07	Analyst ID.....: 400149	
		Instrument ID..: ICPMS		MS Run #.....: 7320265	MDL.....: 0.0033	
Arsenic	**0.67**	**0.14**	**mg/kg**	**SW846 6020**	**11/16-11/24/07**	**KAETX1AD**
		Dilution Factor: 1		Analysis Time..: 19:07	Analyst ID.....: 400149	
		Instrument ID..: ICPMS		MS Run #.....: 7320265	MDL.....: 0.022	
Beryllium	**0.063 B**	**0.14**	**mg/kg**	**SW846 6020**	**11/16-11/24/07**	**KAETX1AE**
		Dilution Factor: 1		Analysis Time..: 19:07	Analyst ID.....: 400149	
		Instrument ID..: ICPMS		MS Run #.....: 7320265	MDL.....: 0.0050	
Cadmium	**0.12 B**	**0.14**	**mg/kg**	**SW846 6020**	**11/16-11/24/07**	**KAETX1AF**
		Dilution Factor: 1		Analysis Time..: 19:07	Analyst ID.....: 400149	
		Instrument ID..: ICPMS		MS Run #.....: 7320265	MDL.....: 0.012	
Chromium	**4.4 J**	**0.27**	**mg/kg**	**SW846 6020**	**11/16-11/24/07**	**KAETX1AG**
		Dilution Factor: 1		Analysis Time..: 19:07	Analyst ID.....: 400149	
		Instrument ID..: ICPMS		MS Run #.....: 7320265	MDL.....: 0.011	
Copper	**7.2**	**0.27**	**mg/kg**	**SW846 6020**	**11/16-11/24/07**	**KAETX1AH**
		Dilution Factor: 1		Analysis Time..: 19:07	Analyst ID.....: 400149	
		Instrument ID..: ICPMS		MS Run #.....: 7320265	MDL.....: 0.012	
Nickel	**1.3**	**0.14**	**mg/kg**	**SW846 6020**	**11/16-11/24/07**	**KAETX1AJ**
		Dilution Factor: 1		Analysis Time..: 19:07	Analyst ID.....: 400149	
		Instrument ID..: ICPMS		MS Run #.....: 7320265	MDL.....: 0.0092	
Lead	**4.0**	**0.14**	**mg/kg**	**SW846 6020**	**11/16-11/24/07**	**KAETX1AK**
		Dilution Factor: 1		Analysis Time..: 19:07	Analyst ID.....: 400149	
		Instrument ID..: ICPMS		MS Run #.....: 7320265	MDL.....: 0.0046	
Antimony	**0.018 B**	**0.27**	**mg/kg**	**SW846 6020**	**11/16-11/24/07**	**KAETX1AL**
		Dilution Factor: 1		Analysis Time..: 19:07	Analyst ID.....: 400149	
		Instrument ID..: ICPMS		MS Run #.....: 7320265	MDL.....: 0.0045	

(Continued on next page)

Tetra Tech NUS, Inc

Client Sample ID: FMC-15

TOTAL Metals

Lot-Sample #...: C7K020180-008 Matrix.....: SOLID

PARAMETER	RESULT	REPORTING LIMIT	UNITS	METHOD	PREPARATION-ANALYSIS DATE	WORK ORDER #
Selenium	0.23 B	0.68	mg/kg	SW846 6020	11/16-11/24/07	KAETX1AM
		Dilution Factor: 1		Analysis Time..: 19:07	Analyst ID.....: 400149	
		Instrument ID..: ICPMS		MS Run #.....: 7320265	MDL.....: 0.055	
Thallium	0.011 B,J	0.14	mg/kg	SW846 6020	11/16-11/24/07	KAETX1AN
		Dilution Factor: 1		Analysis Time..: 19:07	Analyst ID.....: 400149	
		Instrument ID..: ICPMS		MS Run #.....: 7320265	MDL.....: 0.0027	
Zinc	10.5 J	0.68	mg/kg	SW846 6020	11/16-11/24/07	KAETX1AP
		Dilution Factor: 1		Analysis Time..: 19:07	Analyst ID.....: 400149	
		Instrument ID..: ICPMS		MS Run #.....: 7320265	MDL.....: 0.016	
Prep Batch #...: 7325029						
Mercury	0.011 B	0.031	mg/kg	SW846 7471A	11/21/07	KAETX1AQ
		Dilution Factor: 0.69		Analysis Time..: 08:20	Analyst ID.....: 031043	
		Instrument ID..: HGHYDRA		MS Run #.....: 7325018	MDL.....: 0.0067	

NOTE(S):

Results and reporting limits have been adjusted for dry weight.

B Estimated result. Result is less than RL.

J Method blank contamination. The associated method blank contains the target analyte at a reportable level.

Tetra Tech NUS, Inc

Client Sample ID: FMC-16

TOTAL Metals

Lot-Sample #...: C7K020180-009 Matrix.....: SOLID
Date Sampled...: 10/31/07 Date Received..: 11/02/07
% Moisture.....: 27

PARAMETER	RESULT	REPORTING LIMIT	UNITS	METHOD	PREPARATION-ANALYSIS DATE	WORK ORDER #
Prep Batch #...: 7320530						
Silver	0.020 B	0.14	mg/kg	SW846 6020	11/16-11/24/07	KAET31AC
		Dilution Factor: 1		Analysis Time..: 19:11	Analyst ID.....: 400149	
		Instrument ID..: ICPMS		MS Run #.....: 7320265	MDL.....: 0.0033	
Arsenic	0.40	0.14	mg/kg	SW846 6020	11/16-11/24/07	KAET31AD
		Dilution Factor: 1		Analysis Time..: 19:11	Analyst ID.....: 400149	
		Instrument ID..: ICPMS		MS Run #.....: 7320265	MDL.....: 0.023	
Beryllium	0.052 B	0.14	mg/kg	SW846 6020	11/16-11/24/07	KAET31AE
		Dilution Factor: 1		Analysis Time..: 19:11	Analyst ID.....: 400149	
		Instrument ID..: ICPMS		MS Run #.....: 7320265	MDL.....: 0.0051	
Cadmium	0.11 B	0.14	mg/kg	SW846 6020	11/16-11/24/07	KAET31AF
		Dilution Factor: 1		Analysis Time..: 19:11	Analyst ID.....: 400149	
		Instrument ID..: ICPMS		MS Run #.....: 7320265	MDL.....: 0.013	
Chromium	4.1 J	0.27	mg/kg	SW846 6020	11/16-11/24/07	KAET31AG
		Dilution Factor: 1		Analysis Time..: 19:11	Analyst ID.....: 400149	
		Instrument ID..: ICPMS		MS Run #.....: 7320265	MDL.....: 0.011	
Copper	6.6	0.27	mg/kg	SW846 6020	11/16-11/24/07	KAET31AH
		Dilution Factor: 1		Analysis Time..: 19:11	Analyst ID.....: 400149	
		Instrument ID..: ICPMS		MS Run #.....: 7320265	MDL.....: 0.012	
Nickel	1.3	0.14	mg/kg	SW846 6020	11/16-11/24/07	KAET31AJ
		Dilution Factor: 1		Analysis Time..: 19:11	Analyst ID.....: 400149	
		Instrument ID..: ICPMS		MS Run #.....: 7320265	MDL.....: 0.0093	
Lead	3.7	0.14	mg/kg	SW846 6020	11/16-11/24/07	KAET31AK
		Dilution Factor: 1		Analysis Time..: 19:11	Analyst ID.....: 400149	
		Instrument ID..: ICPMS		MS Run #.....: 7320265	MDL.....: 0.0047	
Antimony	0.025 B	0.27	mg/kg	SW846 6020	11/16-11/24/07	KAET31AL
		Dilution Factor: 1		Analysis Time..: 19:11	Analyst ID.....: 400149	
		Instrument ID..: ICPMS		MS Run #.....: 7320265	MDL.....: 0.0045	

(Continued on next page)

Tetra Tech NUS, Inc

Client Sample ID: FMC-16

TOTAL Metals

Lot-Sample #...: C7K020180-009 **Matrix.....:** SOLID

PARAMETER	RESULT	REPORTING LIMIT	UNITS	METHOD	PREPARATION-ANALYSIS DATE	WORK ORDER #
Selenium	**0.22 B**	**0.69**	**mg/kg**	**SW846 6020**	**11/16-11/24/07**	**KAET31AM**
		Dilution Factor: 1		Analysis Time..: 19:11	Analyst ID.....: 400149	
		Instrument ID..: ICPMS		MS Run #.....: 7320265	MDL.....: 0.056	
Thallium	**0.013 B,J**	**0.14**	**mg/kg**	**SW846 6020**	**11/16-11/24/07**	**KAET31AN**
		Dilution Factor: 1		Analysis Time..: 19:11	Analyst ID.....: 400149	
		Instrument ID..: ICPMS		MS Run #.....: 7320265	MDL.....: 0.0027	
Zinc	**13.9 J**	**0.69**	**mg/kg**	**SW846 6020**	**11/16-11/24/07**	**KAET31AP**
		Dilution Factor: 1		Analysis Time..: 19:11	Analyst ID.....: 400149	
		Instrument ID..: ICPMS		MS Run #.....: 7320265	MDL.....: 0.016	
Prep Batch #...: 7325029						
Mercury	**0.010 B**	**0.031**	**mg/kg**	**SW846 7471A**	**11/21/07**	**KAET31AQ**
		Dilution Factor: 0.69		Analysis Time..: 08:25	Analyst ID.....: 031043	
		Instrument ID..: HGHYDRA		MS Run #.....: 7325018	MDL.....: 0.0067	

NOTE(S):

Results and reporting limits have been adjusted for dry weight.

B Estimated result. Result is less than RL.

J Method blank contamination. The associated method blank contains the target analyte at a reportable level.

Tetra Tech NUS, Inc

Client Sample ID: FMC-17

TOTAL Metals

Lot-Sample #...: C7K020180-010 Matrix.....: SOLID
Date Sampled...: 10/31/07 Date Received..: 11/02/07
% Moisture.....: 32

PARAMETER	RESULT	REPORTING LIMIT	UNITS	METHOD	PREPARATION-ANALYSIS DATE	WORK ORDER #
Prep Batch #...: 7320530						
Silver	0.065 B	0.15	mg/kg	SW846 6020	11/16-11/24/07	KAET71AC
		Dilution Factor: 1		Analysis Time..: 19:16	Analyst ID.....: 400149	
		Instrument ID..: ICPMS		MS Run #.....: 7320265	MDL.....: 0.0035	
Arsenic	1.3	0.15	mg/kg	SW846 6020	11/16-11/24/07	KAET71AD
		Dilution Factor: 1		Analysis Time..: 19:16	Analyst ID.....: 400149	
		Instrument ID..: ICPMS		MS Run #.....: 7320265	MDL.....: 0.024	
Beryllium	0.16	0.15	mg/kg	SW846 6020	11/16-11/24/07	KAET71AE
		Dilution Factor: 1		Analysis Time..: 19:16	Analyst ID.....: 400149	
		Instrument ID..: ICPMS		MS Run #.....: 7320265	MDL.....: 0.0054	
Cadmium	0.39	0.15	mg/kg	SW846 6020	11/16-11/24/07	KAET71AF
		Dilution Factor: 1		Analysis Time..: 19:16	Analyst ID.....: 400149	
		Instrument ID..: ICPMS		MS Run #.....: 7320265	MDL.....: 0.013	
Chromium	12.0 J	0.29	mg/kg	SW846 6020	11/16-11/24/07	KAET71AG
		Dilution Factor: 1		Analysis Time..: 19:16	Analyst ID.....: 400149	
		Instrument ID..: ICPMS		MS Run #.....: 7320265	MDL.....: 0.012	
Copper	24.0	0.29	mg/kg	SW846 6020	11/16-11/24/07	KAET71AH
		Dilution Factor: 1		Analysis Time..: 19:16	Analyst ID.....: 400149	
		Instrument ID..: ICPMS		MS Run #.....: 7320265	MDL.....: 0.013	
Nickel	3.7	0.15	mg/kg	SW846 6020	11/16-11/24/07	KAET71AJ
		Dilution Factor: 1		Analysis Time..: 19:16	Analyst ID.....: 400149	
		Instrument ID..: ICPMS		MS Run #.....: 7320265	MDL.....: 0.010	
Lead	10.7	0.15	mg/kg	SW846 6020	11/16-11/24/07	KAET71AK
		Dilution Factor: 1		Analysis Time..: 19:16	Analyst ID.....: 400149	
		Instrument ID..: ICPMS		MS Run #.....: 7320265	MDL.....: 0.0050	
Antimony	0.039 B	0.29	mg/kg	SW846 6020	11/16-11/24/07	KAET71AL
		Dilution Factor: 1		Analysis Time..: 19:16	Analyst ID.....: 400149	
		Instrument ID..: ICPMS		MS Run #.....: 7320265	MDL.....: 0.0049	

(Continued on next page)

Tetra Tech NUS, Inc

Client Sample ID: FMC-17

TOTAL Metals

Lot-Sample #...: C7K020180-010 Matrix.....: SOLID

PARAMETER	RESULT	REPORTING LIMIT	UNITS	METHOD	PREPARATION-ANALYSIS DATE	WORK ORDER #
Selenium	0.44 B	0.74	mg/kg	SW846 6020	11/16-11/24/07	KAET71AM
		Dilution Factor: 1		Analysis Time..: 19:16	Analyst ID.....: 400149	
		Instrument ID..: ICPMS		MS Run #.....: 7320265	MDL.....: 0.060	
Thallium	0.032 B,J	0.15	mg/kg	SW846 6020	11/16-11/24/07	KAET71AN
		Dilution Factor: 1		Analysis Time..: 19:16	Analyst ID.....: 400149	
		Instrument ID..: ICPMS		MS Run #.....: 7320265	MDL.....: 0.0029	
Zinc	32.1 J	0.74	mg/kg	SW846 6020	11/16-11/24/07	KAET71AP
		Dilution Factor: 1		Analysis Time..: 19:16	Analyst ID.....: 400149	
		Instrument ID..: ICPMS		MS Run #.....: 7320265	MDL.....: 0.017	
Prep Batch #...: 7325029						
Mercury	0.046	0.032	mg/kg	SW846 7471A	11/21/07	KAET71AQ
		Dilution Factor: 0.65		Analysis Time..: 08:30	Analyst ID.....: 031043	
		Instrument ID..: HGHYDRA		MS Run #.....: 7325018	MDL.....: 0.0068	

NOTE(S):

Results and reporting limits have been adjusted for dry weight.

B Estimated result. Result is less than RL.

J Method blank contamination. The associated method blank contains the target analyte at a reportable level.

Tetra Tech NUS, Inc

Client Sample ID: FMC-18

TOTAL Metals

Lot-Sample #...: C7K020180-011 Matrix.....: SOLID
Date Sampled...: 10/31/07 Date Received..: 11/02/07
% Moisture.....: 70

PARAMETER	RESULT	REPORTING LIMIT	UNITS	METHOD	PREPARATION-ANALYSIS DATE	WORK ORDER #
Prep Batch #...: 7320530						
Silver	0.57	0.33	mg/kg	SW846 6020	11/16-11/24/07	KAEVC1AC
		Dilution Factor: 1		Analysis Time..: 19:20	Analyst ID.....: 400149	
		Instrument ID..: ICPMS		MS Run #.....: 7320265	MDL.....: 0.0080	
Arsenic	11.8	0.33	mg/kg	SW846 6020	11/16-11/24/07	KAEVC1AD
		Dilution Factor: 1		Analysis Time..: 19:20	Analyst ID.....: 400149	
		Instrument ID..: ICPMS		MS Run #.....: 7320265	MDL.....: 0.055	
Beryllium	1.6	0.33	mg/kg	SW846 6020	11/16-11/24/07	KAEVC1AE
		Dilution Factor: 1		Analysis Time..: 19:20	Analyst ID.....: 400149	
		Instrument ID..: ICPMS		MS Run #.....: 7320265	MDL.....: 0.012	
Cadmium	4.0	0.33	mg/kg	SW846 6020	11/16-11/24/07	KAEVC1AF
		Dilution Factor: 1		Analysis Time..: 19:20	Analyst ID.....: 400149	
		Instrument ID..: ICPMS		MS Run #.....: 7320265	MDL.....: 0.030	
Chromium	97.8 J	0.67	mg/kg	SW846 6020	11/16-11/24/07	KAEVC1AG
		Dilution Factor: 1		Analysis Time..: 19:20	Analyst ID.....: 400149	
		Instrument ID..: ICPMS		MS Run #.....: 7320265	MDL.....: 0.027	
Copper	220	0.67	mg/kg	SW846 6020	11/16-11/24/07	KAEVC1AH
		Dilution Factor: 1		Analysis Time..: 19:20	Analyst ID.....: 400149	
		Instrument ID..: ICPMS		MS Run #.....: 7320265	MDL.....: 0.028	
Nickel	32.1	0.33	mg/kg	SW846 6020	11/16-11/24/07	KAEVC1AJ
		Dilution Factor: 1		Analysis Time..: 19:20	Analyst ID.....: 400149	
		Instrument ID..: ICPMS		MS Run #.....: 7320265	MDL.....: 0.023	
Lead	84.4	0.33	mg/kg	SW846 6020	11/16-11/24/07	KAEVC1AK
		Dilution Factor: 1		Analysis Time..: 19:20	Analyst ID.....: 400149	
		Instrument ID..: ICPMS		MS Run #.....: 7320265	MDL.....: 0.011	
Antimony	0.24 B	0.67	mg/kg	SW846 6020	11/16-11/24/07	KAEVC1AL
		Dilution Factor: 1		Analysis Time..: 19:20	Analyst ID.....: 400149	
		Instrument ID..: ICPMS		MS Run #.....: 7320265	MDL.....: 0.011	

(Continued on next page)

Tetra Tech NUS, Inc

Client Sample ID: FMC-18

TOTAL Metals

Lot-Sample #...: C7K020180-011 **Matrix.....:** SOLID

PARAMETER	RESULT	REPORTING LIMIT	UNITS	METHOD	PREPARATION-ANALYSIS DATE	WORK ORDER #
Selenium	**2.5**	**1.7**	**mg/kg**	**SW846 6020**	**11/16-11/24/07**	**KAEVC1AM**
		Dilution Factor: 1		Analysis Time..: 19:20	Analyst ID.....: 400149	
		Instrument ID..: ICPMS		MS Run #.....: 7320265	MDL.....: 0.14	
Thallium	**0.18 B,J**	**0.33**	**mg/kg**	**SW846 6020**	**11/16-11/24/07**	**KAEVC1AN**
		Dilution Factor: 1		Analysis Time..: 19:20	Analyst ID.....: 400149	
		Instrument ID..: ICPMS		MS Run #.....: 7320265	MDL.....: 0.0067	
Zinc	**278 J**	**1.7**	**mg/kg**	**SW846 6020**	**11/16-11/24/07**	**KAEVC1AP**
		Dilution Factor: 1		Analysis Time..: 19:20	Analyst ID.....: 400149	
		Instrument ID..: ICPMS		MS Run #.....: 7320265	MDL.....: 0.039	
Prep Batch #...: 7325029						
Mercury	**0.32**	**0.055**	**mg/kg**	**SW846 7471A**	**11/21/07**	**KAEVC1AQ**
		Dilution Factor: 0.5		Analysis Time..: 08:32	Analyst ID.....: 031043	
		Instrument ID..: HGHYDRA		MS Run #.....: 7325018	MDL.....: 0.012	

NOTE(S):

Results and reporting limits have been adjusted for dry weight.

J Method blank contamination. The associated method blank contains the target analyte at a reportable level.

B Estimated result. Result is less than RL.

Tetra Tech NUS, Inc

Client Sample ID: FMC-19

TOTAL Metals

Lot-Sample #...: C7K020180-012 Matrix.....: SOLID
Date Sampled...: 10/31/07 Date Received..: 11/02/07
% Moisture.....: 68

PARAMETER	RESULT	REPORTING LIMIT	UNITS	METHOD	PREPARATION-ANALYSIS DATE	WORK ORDER #
Prep Batch #...: 7320530						
Silver	0.80	0.31	mg/kg	SW846 6020	11/16-11/24/07	KAEVF1AC
		Dilution Factor: 1		Analysis Time..: 19:24	Analyst ID.....: 400149	
		Instrument ID..: ICPMS		MS Run #.....: 7320265	MDL.....: 0.0075	
Arsenic	14.0	0.31	mg/kg	SW846 6020	11/16-11/24/07	KAEVF1AD
		Dilution Factor: 1		Analysis Time..: 19:24	Analyst ID.....: 400149	
		Instrument ID..: ICPMS		MS Run #.....: 7320265	MDL.....: 0.052	
Beryllium	2.0	0.31	mg/kg	SW846 6020	11/16-11/24/07	KAEVF1AE
		Dilution Factor: 1		Analysis Time..: 19:24	Analyst ID.....: 400149	
		Instrument ID..: ICPMS		MS Run #.....: 7320265	MDL.....: 0.012	
Cadmium	7.8	0.31	mg/kg	SW846 6020	11/16-11/24/07	KAEVF1AF
		Dilution Factor: 1		Analysis Time..: 19:24	Analyst ID.....: 400149	
		Instrument ID..: ICPMS		MS Run #.....: 7320265	MDL.....: 0.028	
Chromium	148 J	0.63	mg/kg	SW846 6020	11/16-11/24/07	KAEVF1AG
		Dilution Factor: 1		Analysis Time..: 19:24	Analyst ID.....: 400149	
		Instrument ID..: ICPMS		MS Run #.....: 7320265	MDL.....: 0.025	
Copper	194	0.63	mg/kg	SW846 6020	11/16-11/24/07	KAEVF1AH
		Dilution Factor: 1		Analysis Time..: 19:24	Analyst ID.....: 400149	
		Instrument ID..: ICPMS		MS Run #.....: 7320265	MDL.....: 0.027	
Nickel	41.3	0.31	mg/kg	SW846 6020	11/16-11/24/07	KAEVF1AJ
		Dilution Factor: 1		Analysis Time..: 19:24	Analyst ID.....: 400149	
		Instrument ID..: ICPMS		MS Run #.....: 7320265	MDL.....: 0.021	
Lead	110	0.31	mg/kg	SW846 6020	11/16-11/24/07	KAEVF1AK
		Dilution Factor: 1		Analysis Time..: 19:24	Analyst ID.....: 400149	
		Instrument ID..: ICPMS		MS Run #.....: 7320265	MDL.....: 0.011	
Antimony	0.27 B	0.63	mg/kg	SW846 6020	11/16-11/24/07	KAEVF1AL
		Dilution Factor: 1		Analysis Time..: 19:24	Analyst ID.....: 400149	
		Instrument ID..: ICPMS		MS Run #.....: 7320265	MDL.....: 0.010	

(Continued on next page)

Tetra Tech NUS, Inc

Client Sample ID: FMC-19

TOTAL Metals

Lot-Sample #...: C7K020180-012 Matrix.....: SOLID

PARAMETER	RESULT	REPORTING LIMIT	UNITS	METHOD	PREPARATION-ANALYSIS DATE	WORK ORDER #
Selenium	2.8	1.6	mg/kg	SW846 6020	11/16-11/24/07	KAEVF1AM
		Dilution Factor: 1		Analysis Time..: 19:24	Analyst ID.....: 400149	
		Instrument ID..: ICPMS		MS Run #.....: 7320265	MDL.....: 0.13	
Thallium	0.22 B,J	0.31	mg/kg	SW846 6020	11/16-11/24/07	KAEVF1AN
		Dilution Factor: 1		Analysis Time..: 19:24	Analyst ID.....: 400149	
		Instrument ID..: ICPMS		MS Run #.....: 7320265	MDL.....: 0.0063	
Zinc	308 J	1.6	mg/kg	SW846 6020	11/16-11/24/07	KAEVF1AP
		Dilution Factor: 1		Analysis Time..: 19:24	Analyst ID.....: 400149	
		Instrument ID..: ICPMS		MS Run #.....: 7320265	MDL.....: 0.037	
Prep Batch #...: 7325029						
Mercury	0.38	0.052	mg/kg	SW846 7471A	11/21/07	KAEVF1AQ
		Dilution Factor: 0.5		Analysis Time..: 08:34	Analyst ID.....: 031043	
		Instrument ID..: HGHYDRA		MS Run #.....: 7325018	MDL.....: 0.011	

NOTE(S):

Results and reporting limits have been adjusted for dry weight.

J Method blank contamination. The associated method blank contains the target analyte at a reportable level.

B Estimated result. Result is less than RL.

Tetra Tech NUS, Inc

Client Sample ID: FMC-20

TOTAL Metals

Lot-Sample #...: C7K020180-013 Matrix.....: SOLID
Date Sampled...: 10/31/07 Date Received..: 11/02/07
% Moisture.....: 73

PARAMETER	RESULT	REPORTING LIMIT	UNITS	METHOD	PREPARATION-ANALYSIS DATE	WORK ORDER #
Prep Batch #...: 7320542						
Silver	0.81	0.37	mg/kg	SW846 6020	11/16-11/24/07	KAEVN1AC
		Dilution Factor: 1		Analysis Time..: 19:49	Analyst ID.....: 400149	
		Instrument ID..: ICPMS		MS Run #.....: 7320270	MDL.....: 0.0088	
Arsenic	10.5 J	0.37	mg/kg	SW846 6020	11/16-11/24/07	KAEVN1AD
		Dilution Factor: 1		Analysis Time..: 19:49	Analyst ID.....: 400149	
		Instrument ID..: ICPMS		MS Run #.....: 7320270	MDL.....: 0.060	
Beryllium	1.9	0.37	mg/kg	SW846 6020	11/16-11/24/07	KAEVN1AE
		Dilution Factor: 1		Analysis Time..: 19:49	Analyst ID.....: 400149	
		Instrument ID..: ICPMS		MS Run #.....: 7320270	MDL.....: 0.014	
Cadmium	3.8	0.37	mg/kg	SW846 6020	11/16-11/24/07	KAEVN1AF
		Dilution Factor: 1		Analysis Time..: 19:49	Analyst ID.....: 400149	
		Instrument ID..: ICPMS		MS Run #.....: 7320270	MDL.....: 0.033	
Chromium	118 J	0.73	mg/kg	SW846 6020	11/16-11/24/07	KAEVN1AG
		Dilution Factor: 1		Analysis Time..: 19:49	Analyst ID.....: 400149	
		Instrument ID..: ICPMS		MS Run #.....: 7320270	MDL.....: 0.029	
Copper	215	0.73	mg/kg	SW846 6020	11/16-11/24/07	KAEVN1AH
		Dilution Factor: 1		Analysis Time..: 19:49	Analyst ID.....: 400149	
		Instrument ID..: ICPMS		MS Run #.....: 7320270	MDL.....: 0.031	
Nickel	39.9 J	0.37	mg/kg	SW846 6020	11/16-11/24/07	KAEVN1AJ
		Dilution Factor: 1		Analysis Time..: 19:49	Analyst ID.....: 400149	
		Instrument ID..: ICPMS		MS Run #.....: 7320270	MDL.....: 0.025	
Lead	111	0.37	mg/kg	SW846 6020	11/16-11/24/07	KAEVN1AK
		Dilution Factor: 1		Analysis Time..: 19:49	Analyst ID.....: 400149	
		Instrument ID..: ICPMS		MS Run #.....: 7320270	MDL.....: 0.012	
Antimony	0.33 B	0.73	mg/kg	SW846 6020	11/16-11/24/07	KAEVN1AL
		Dilution Factor: 1		Analysis Time..: 19:49	Analyst ID.....: 400149	
		Instrument ID..: ICPMS		MS Run #.....: 7320270	MDL.....: 0.012	

(Continued on next page)

Tetra Tech NUS, Inc

Client Sample ID: FMC-20

TOTAL Metals

Lot-Sample #...: C7K020180-013 **Matrix.....:** SOLID

PARAMETER	RESULT	REPORTING LIMIT	UNITS	METHOD	PREPARATION-ANALYSIS DATE	WORK ORDER #
Selenium	**3.1 J**	**1.8**	**mg/kg**	**SW846 6020**	**11/16-11/24/07**	**KAEVN1AM**
		Dilution Factor: 1		Analysis Time..: 19:49	Analyst ID.....: 400149	
		Instrument ID..: ICPMS		MS Run #.....: 7320270	MDL.....: 0.15	
Thallium	**0.29 B**	**0.37**	**mg/kg**	**SW846 6020**	**11/16-11/24/07**	**KAEVN1AN**
		Dilution Factor: 1		Analysis Time..: 19:49	Analyst ID.....: 400149	
		Instrument ID..: ICPMS		MS Run #.....: 7320270	MDL.....: 0.0073	
Zinc	**308 J**	**1.8**	**mg/kg**	**SW846 6020**	**11/16-11/24/07**	**KAEVN1AP**
		Dilution Factor: 1		Analysis Time..: 19:49	Analyst ID.....: 400149	
		Instrument ID..: ICPMS		MS Run #.....: 7320270	MDL.....: 0.043	
Prep Batch #...: 7325029						
Mercury	**0.42**	**0.060**	**mg/kg**	**SW846 7471A**	**11/21/07**	**KAEVN1AQ**
		Dilution Factor: 0.5		Analysis Time..: 08:36	Analyst ID.....: 031043	
		Instrument ID..: HGHYDRA		MS Run #.....: 7325018	MDL.....: 0.013	

NOTE(S):

Results and reporting limits have been adjusted for dry weight.

J Method blank contamination. The associated method blank contains the target analyte at a reportable level.

B Estimated result. Result is less than RL.

Tetra Tech NUS, Inc

Client Sample ID: FMC-21

TOTAL Metals

Lot-Sample #...: C7K020180-014 **Matrix.....:** SOLID
Date Sampled...: 10/31/07 **Date Received..:** 11/02/07
% Moisture.....: 24

PARAMETER	RESULT	REPORTING LIMIT	UNITS	METHOD	PREPARATION-ANALYSIS DATE	WORK ORDER #
Prep Batch #...: 7320542						
Silver	**0.027 B**	**0.13**	**mg/kg**	**SW846 6020**	**11/16-11/24/07**	**KAEV01AC**
		Dilution Factor: 1		Analysis Time..: 20:06	Analyst ID.....: 400149	
		Instrument ID..: ICPMS		MS Run #.....: 7320270	MDL.....: 0.0032	
Arsenic	**0.51 J**	**0.13**	**mg/kg**	**SW846 6020**	**11/16-11/24/07**	**KAEV01AD**
		Dilution Factor: 1		Analysis Time..: 20:06	Analyst ID.....: 400149	
		Instrument ID..: ICPMS		MS Run #.....: 7320270	MDL.....: 0.022	
Beryllium	**0.15**	**0.13**	**mg/kg**	**SW846 6020**	**11/16-11/24/07**	**KAEV01AE**
		Dilution Factor: 1		Analysis Time..: 20:06	Analyst ID.....: 400149	
		Instrument ID..: ICPMS		MS Run #.....: 7320270	MDL.....: 0.0049	
Cadmium	**0.34**	**0.13**	**mg/kg**	**SW846 6020**	**11/16-11/24/07**	**KAEV01AF**
		Dilution Factor: 1		Analysis Time..: 20:06	Analyst ID.....: 400149	
		Instrument ID..: ICPMS		MS Run #.....: 7320270	MDL.....: 0.012	
Chromium	**10.7 J**	**0.26**	**mg/kg**	**SW846 6020**	**11/16-11/24/07**	**KAEV01AG**
		Dilution Factor: 1		Analysis Time..: 20:06	Analyst ID.....: 400149	
		Instrument ID..: ICPMS		MS Run #.....: 7320270	MDL.....: 0.011	
Copper	**7.0**	**0.26**	**mg/kg**	**SW846 6020**	**11/16-11/24/07**	**KAEV01AH**
		Dilution Factor: 1		Analysis Time..: 20:06	Analyst ID.....: 400149	
		Instrument ID..: ICPMS		MS Run #.....: 7320270	MDL.....: 0.011	
Nickel	**2.0 J**	**0.13**	**mg/kg**	**SW846 6020**	**11/16-11/24/07**	**KAEV01AJ**
		Dilution Factor: 1		Analysis Time..: 20:06	Analyst ID.....: 400149	
		Instrument ID..: ICPMS		MS Run #.....: 7320270	MDL.....: 0.0090	
Lead	**5.5**	**0.13**	**mg/kg**	**SW846 6020**	**11/16-11/24/07**	**KAEV01AK**
		Dilution Factor: 1		Analysis Time..: 20:06	Analyst ID.....: 400149	
		Instrument ID..: ICPMS		MS Run #.....: 7320270	MDL.....: 0.0045	
Antimony	**0.055 B**	**0.26**	**mg/kg**	**SW846 6020**	**11/16-11/24/07**	**KAEV01AL**
		Dilution Factor: 1		Analysis Time..: 20:06	Analyst ID.....: 400149	
		Instrument ID..: ICPMS		MS Run #.....: 7320270	MDL.....: 0.0044	

(Continued on next page)

Tetra Tech NUS, Inc

Client Sample ID: FMC-21

TOTAL Metals

Lot-Sample #...: C7K020180-014 Matrix.....: SOLID

PARAMETER	RESULT	REPORTING LIMIT	UNITS	METHOD	PREPARATION-ANALYSIS DATE	WORK ORDER #
Selenium	0.30 B,J	0.66	mg/kg	SW846 6020	11/16-11/24/07	KAEV01AM
		Dilution Factor: 1		Analysis Time..: 20:06	Analyst ID.....: 400149	
		Instrument ID..: ICPMS		MS Run #.....: 7320270	MDL.....: 0.054	
Thallium	0.042 B	0.13	mg/kg	SW846 6020	11/16-11/24/07	KAEV01AN
		Dilution Factor: 1		Analysis Time..: 20:06	Analyst ID.....: 400149	
		Instrument ID..: ICPMS		MS Run #.....: 7320270	MDL.....: 0.0026	
Zinc	15.2 J	0.66	mg/kg	SW846 6020	11/16-11/24/07	KAEV01AP
		Dilution Factor: 1		Analysis Time..: 20:06	Analyst ID.....: 400149	
		Instrument ID..: ICPMS		MS Run #.....: 7320270	MDL.....: 0.015	
Prep Batch #...: 7325029						
Mercury	0.011 B	0.033	mg/kg	SW846 7471A	11/21/07	KAEV01AQ
		Dilution Factor: 0.75		Analysis Time..: 08:37	Analyst ID.....: 031043	
		Instrument ID..: HGHYDRA		MS Run #.....: 7325018	MDL.....: 0.0070	

NOTE(S):

Results and reporting limits have been adjusted for dry weight.

B Estimated result. Result is less than RL.

J Method blank contamination. The associated method blank contains the target analyte at a reportable level.

Tetra Tech NUS, Inc

Client Sample ID: FMC-22

TOTAL Metals

Lot-Sample #...: C7K020180-015 Matrix.....: SOLID
Date Sampled...: 10/31/07 Date Received..: 11/02/07
% Moisture.....: 25

PARAMETER	RESULT	REPORTING LIMIT	UNITS	METHOD	PREPARATION-ANALYSIS DATE	WORK ORDER #
Prep Batch #...: 7320542						
Silver	0.019 B	0.13	mg/kg	SW846 6020	11/16-11/24/07	KAEV31AC
		Dilution Factor: 1		Analysis Time..: 20:11	Analyst ID.....: 400149	
		Instrument ID..: ICPMS		MS Run #.....: 7320270	MDL.....: 0.0032	
Arsenic	0.61 J	0.13	mg/kg	SW846 6020	11/16-11/24/07	KAEV31AD
		Dilution Factor: 1		Analysis Time..: 20:11	Analyst ID.....: 400149	
		Instrument ID..: ICPMS		MS Run #.....: 7320270	MDL.....: 0.022	
Beryllium	0.060 B	0.13	mg/kg	SW846 6020	11/16-11/24/07	KAEV31AE
		Dilution Factor: 1		Analysis Time..: 20:11	Analyst ID.....: 400149	
		Instrument ID..: ICPMS		MS Run #.....: 7320270	MDL.....: 0.0049	
Cadmium	0.073 B	0.13	mg/kg	SW846 6020	11/16-11/24/07	KAEV31AF
		Dilution Factor: 1		Analysis Time..: 20:11	Analyst ID.....: 400149	
		Instrument ID..: ICPMS		MS Run #.....: 7320270	MDL.....: 0.012	
Chromium	5.2 J	0.27	mg/kg	SW846 6020	11/16-11/24/07	KAEV31AG
		Dilution Factor: 1		Analysis Time..: 20:11	Analyst ID.....: 400149	
		Instrument ID..: ICPMS		MS Run #.....: 7320270	MDL.....: 0.011	
Copper	6.6	0.27	mg/kg	SW846 6020	11/16-11/24/07	KAEV31AH
		Dilution Factor: 1		Analysis Time..: 20:11	Analyst ID.....: 400149	
		Instrument ID..: ICPMS		MS Run #.....: 7320270	MDL.....: 0.011	
Nickel	1.3 J	0.13	mg/kg	SW846 6020	11/16-11/24/07	KAEV31AJ
		Dilution Factor: 1		Analysis Time..: 20:11	Analyst ID.....: 400149	
		Instrument ID..: ICPMS		MS Run #.....: 7320270	MDL.....: 0.0090	
Lead	3.0	0.13	mg/kg	SW846 6020	11/16-11/24/07	KAEV31AK
		Dilution Factor: 1		Analysis Time..: 20:11	Analyst ID.....: 400149	
		Instrument ID..: ICPMS		MS Run #.....: 7320270	MDL.....: 0.0045	
Antimony	0.036 B	0.27	mg/kg	SW846 6020	11/16-11/24/07	KAEV31AL
		Dilution Factor: 1		Analysis Time..: 20:11	Analyst ID.....: 400149	
		Instrument ID..: ICPMS		MS Run #.....: 7320270	MDL.....: 0.0044	

(Continued on next page)

Tetra Tech NUS, Inc

Client Sample ID: FMC-22

TOTAL Metals

Lot-Sample #...: C7K020180-015 Matrix.....: SOLID

PARAMETER	RESULT	REPORTING LIMIT	UNITS	METHOD	PREPARATION-ANALYSIS DATE	WORK ORDER #
Selenium	0.99 J	0.66	mg/kg	SW846 6020	11/16-11/24/07	KAEV31AM
		Dilution Factor: 1		Analysis Time..: 20:11	Analyst ID.....: 400149	
		Instrument ID..: ICPMS		MS Run #.....: 7320270	MDL.....: 0.054	
Thallium	0.021 B	0.13	mg/kg	SW846 6020	11/16-11/24/07	KAEV31AN
		Dilution Factor: 1		Analysis Time..: 20:11	Analyst ID.....: 400149	
		Instrument ID..: ICPMS		MS Run #.....: 7320270	MDL.....: 0.0027	
Zinc	9.3 J	0.66	mg/kg	SW846 6020	11/16-11/24/07	KAEV31AP
		Dilution Factor: 1		Analysis Time..: 20:11	Analyst ID.....: 400149	
		Instrument ID..: ICPMS		MS Run #.....: 7320270	MDL.....: 0.016	
Prep Batch #...: 7325029						
Mercury	0.013 B	0.033	mg/kg	SW846 7471A	11/21/07	KAEV31AQ
		Dilution Factor: 0.75		Analysis Time..: 08:39	Analyst ID.....: 031043	
		Instrument ID..: HGHYDRA		MS Run #.....: 7325018	MDL.....: 0.0071	

NOTE(S):

Results and reporting limits have been adjusted for dry weight.

B Estimated result. Result is less than RL.

J Method blank contamination. The associated method blank contains the target analyte at a reportable level.

Tetra Tech NUS, Inc

Client Sample ID: FMC-23

TOTAL Metals

Lot-Sample #...: C7K020180-016 **Matrix.....:** SOLID
Date Sampled...: 10/31/07 **Date Received..:** 11/02/07
% Moisture.....: 29

PARAMETER	RESULT	REPORTING LIMIT	UNITS	METHOD	PREPARATION-ANALYSIS DATE	WORK ORDER #
Prep Batch #...: 7320542						
Silver	**0.048 B**	**0.14**	**mg/kg**	**SW846 6020**	**11/16-11/24/07**	**KAEV91AC**
		Dilution Factor: 1		Analysis Time..: 20:15	Analyst ID.....: 400149	
		Instrument ID..: ICPMS		MS Run #.....: 7320270	MDL.....: 0.0034	
Arsenic	**0.78 J**	**0.14**	**mg/kg**	**SW846 6020**	**11/16-11/24/07**	**KAEV91AD**
		Dilution Factor: 1		Analysis Time..: 20:15	Analyst ID.....: 400149	
		Instrument ID..: ICPMS		MS Run #.....: 7320270	MDL.....: 0.023	
Beryllium	**0.15**	**0.14**	**mg/kg**	**SW846 6020**	**11/16-11/24/07**	**KAEV91AE**
		Dilution Factor: 1		Analysis Time..: 20:15	Analyst ID.....: 400149	
		Instrument ID..: ICPMS		MS Run #.....: 7320270	MDL.....: 0.0052	
Cadmium	**0.20**	**0.14**	**mg/kg**	**SW846 6020**	**11/16-11/24/07**	**KAEV91AF**
		Dilution Factor: 1		Analysis Time..: 20:15	Analyst ID.....: 400149	
		Instrument ID..: ICPMS		MS Run #.....: 7320270	MDL.....: 0.013	
Chromium	**10.4 J**	**0.28**	**mg/kg**	**SW846 6020**	**11/16-11/24/07**	**KAEV91AG**
		Dilution Factor: 1		Analysis Time..: 20:15	Analyst ID.....: 400149	
		Instrument ID..: ICPMS		MS Run #.....: 7320270	MDL.....: 0.011	
Copper	**17.2**	**0.28**	**mg/kg**	**SW846 6020**	**11/16-11/24/07**	**KAEV91AH**
		Dilution Factor: 1		Analysis Time..: 20:15	Analyst ID.....: 400149	
		Instrument ID..: ICPMS		MS Run #.....: 7320270	MDL.....: 0.012	
Nickel	**3.0 J**	**0.14**	**mg/kg**	**SW846 6020**	**11/16-11/24/07**	**KAEV91AJ**
		Dilution Factor: 1		Analysis Time..: 20:15	Analyst ID.....: 400149	
		Instrument ID..: ICPMS		MS Run #.....: 7320270	MDL.....: 0.0096	
Lead	**7.8**	**0.14**	**mg/kg**	**SW846 6020**	**11/16-11/24/07**	**KAEV91AK**
		Dilution Factor: 1		Analysis Time..: 20:15	Analyst ID.....: 400149	
		Instrument ID..: ICPMS		MS Run #.....: 7320270	MDL.....: 0.0048	
Antimony	**0.034 B**	**0.28**	**mg/kg**	**SW846 6020**	**11/16-11/24/07**	**KAEV91AL**
		Dilution Factor: 1		Analysis Time..: 20:15	Analyst ID.....: 400149	
		Instrument ID..: ICPMS		MS Run #.....: 7320270	MDL.....: 0.0047	

(Continued on next page)

Tetra Tech NUS, Inc

Client Sample ID: FMC-23

TOTAL Metals

Lot-Sample #...: C7K020180-016 **Matrix.....:** SOLID

PARAMETER	RESULT	REPORTING LIMIT	UNITS	METHOD	PREPARATION-ANALYSIS DATE	WORK ORDER #
Selenium	**0.28 B,J**	**0.71**	**mg/kg**	**SW846 6020**	**11/16-11/24/07**	**KAEV91AM**
		Dilution Factor: 1		Analysis Time..: 20:15	Analyst ID.....: 400149	
		Instrument ID..: ICPMS		MS Run #.....: 7320270	MDL.....: 0.057	
Thallium	**0.028 B**	**0.14**	**mg/kg**	**SW846 6020**	**11/16-11/24/07**	**KAEV91AN**
		Dilution Factor: 1		Analysis Time..: 20:15	Analyst ID.....: 400149	
		Instrument ID..: ICPMS		MS Run #.....: 7320270	MDL.....: 0.0028	
Zinc	**21.9 J**	**0.71**	**mg/kg**	**SW846 6020**	**11/16-11/24/07**	**KAEV91AP**
		Dilution Factor: 1		Analysis Time..: 20:15	Analyst ID.....: 400149	
		Instrument ID..: ICPMS		MS Run #.....: 7320270	MDL.....: 0.017	
Prep Batch #...: 7325029						
Mercury	**0.028 B**	**0.032**	**mg/kg**	**SW846 7471A**	**11/21/07**	**KAEV91AQ**
		Dilution Factor: 0.69		Analysis Time..: 08:41	Analyst ID.....: 031043	
		Instrument ID..: HGHYDRA		MS Run #.....: 7325018	MDL.....: 0.0069	

NOTE(S):

Results and reporting limits have been adjusted for dry weight.

B Estimated result. Result is less than RL.

J Method blank contamination. The associated method blank contains the target analyte at a reportable level.

Tetra Tech NUS, Inc

Client Sample ID: FMC-24

TOTAL Metals

Lot-Sample #...: C7K020180-001 Matrix.....: SOLID
Date Sampled...: 10/30/07 Date Received..: 11/02/07
% Moisture.....: 79

PARAMETER	RESULT	REPORTING LIMIT	UNITS	METHOD	PREPARATION-ANALYSIS DATE	WORK ORDER #
Prep Batch #...: 7320530						
Silver	0.71	0.48	mg/kg	SW846 6020	11/16-11/24/07	KAEM31AC
		Dilution Factor: 1		Analysis Time..: 18:12	Analyst ID.....: 400149	
		Instrument ID..: ICPMS		MS Run #.....: 7320265	MDL.....: 0.011	
Arsenic	11.7	0.48	mg/kg	SW846 6020	11/16-11/24/07	KAEM31AD
		Dilution Factor: 1		Analysis Time..: 18:12	Analyst ID.....: 400149	
		Instrument ID..: ICPMS		MS Run #.....: 7320265	MDL.....: 0.079	
Beryllium	1.9	0.48	mg/kg	SW846 6020	11/16-11/24/07	KAEM31AE
		Dilution Factor: 1		Analysis Time..: 18:12	Analyst ID.....: 400149	
		Instrument ID..: ICPMS		MS Run #.....: 7320265	MDL.....: 0.018	
Cadmium	4.6	0.48	mg/kg	SW846 6020	11/16-11/24/07	KAEM31AF
		Dilution Factor: 1		Analysis Time..: 18:12	Analyst ID.....: 400149	
		Instrument ID..: ICPMS		MS Run #.....: 7320265	MDL.....: 0.043	
Chromium	118 J	0.95	mg/kg	SW846 6020	11/16-11/24/07	KAEM31AG
		Dilution Factor: 1		Analysis Time..: 18:12	Analyst ID.....: 400149	
		Instrument ID..: ICPMS		MS Run #.....: 7320265	MDL.....: 0.038	
Copper	271	0.95	mg/kg	SW846 6020	11/16-11/24/07	KAEM31AH
		Dilution Factor: 1		Analysis Time..: 18:12	Analyst ID.....: 400149	
		Instrument ID..: ICPMS		MS Run #.....: 7320265	MDL.....: 0.040	
Nickel	39.3	0.48	mg/kg	SW846 6020	11/16-11/24/07	KAEM31AJ
		Dilution Factor: 1		Analysis Time..: 18:12	Analyst ID.....: 400149	
		Instrument ID..: ICPMS		MS Run #.....: 7320265	MDL.....: 0.032	
Lead	112	0.48	mg/kg	SW846 6020	11/16-11/24/07	KAEM31AK
		Dilution Factor: 1		Analysis Time..: 18:12	Analyst ID.....: 400149	
		Instrument ID..: ICPMS		MS Run #.....: 7320265	MDL.....: 0.016	
Antimony	0.44 B	0.95	mg/kg	SW846 6020	11/16-11/24/07	KAEM31AL
		Dilution Factor: 1		Analysis Time..: 18:12	Analyst ID.....: 400149	
		Instrument ID..: ICPMS		MS Run #.....: 7320265	MDL.....: 0.016	

(Continued on next page)

Tetra Tech NUS, Inc

Client Sample ID: FMC-24

TOTAL Metals

Lot-Sample #...: C7K020180-001 **Matrix.....:** SOLID

PARAMETER	RESULT	REPORTING LIMIT	UNITS	METHOD	PREPARATION-ANALYSIS DATE	WORK ORDER #
Selenium	**2.7**	**2.4**	**mg/kg**	**SW846 6020**	**11/16-11/24/07**	**KAEM31AM**
		Dilution Factor: 1		Analysis Time..: 18:12	Analyst ID.....: 400149	
		Instrument ID..: ICPMS		MS Run #.....: 7320265	MDL.....: 0.19	
Thallium	**0.33 B,J**	**0.48**	**mg/kg**	**SW846 6020**	**11/16-11/24/07**	**KAEM31AN**
		Dilution Factor: 1		Analysis Time..: 18:12	Analyst ID.....: 400149	
		Instrument ID..: ICPMS		MS Run #.....: 7320265	MDL.....: 0.0095	
Zinc	**359 J**	**2.4**	**mg/kg**	**SW846 6020**	**11/16-11/24/07**	**KAEM31AP**
		Dilution Factor: 1		Analysis Time..: 18:12	Analyst ID.....: 400149	
		Instrument ID..: ICPMS		MS Run #.....: 7320265	MDL.....: 0.056	
Prep Batch #...: 7325029						
Mercury	**0.65**	**0.079**	**mg/kg**	**SW846 7471A**	**11/21/07**	**KAEM31AQ**
		Dilution Factor: 0.5		Analysis Time..: 08:08	Analyst ID.....: 031043	
		Instrument ID..: HGHYDRA		MS Run #.....: 7325018	MDL.....: 0.017	

NOTE(S):

Results and reporting limits have been adjusted for dry weight.

J Method blank contamination. The associated method blank contains the target analyte at a reportable level.

B Estimated result. Result is less than RL.

Tetra Tech NUS, Inc

Client Sample ID: FMC-25

TOTAL Metals

Lot-Sample #...: C7K020180-023
Date Sampled...: 10/31/07 Date Received..: 11/02/07
% Moisture.....: 74
Matrix.....: SOLID

PARAMETER	RESULT	REPORTING LIMIT	UNITS	METHOD	PREPARATION-ANALYSIS DATE	WORK ORDER #
Prep Batch #...: 7320542						
Silver	0.72	0.38	mg/kg	SW846 6020	11/16-11/24/07	KAEW91AC
		Dilution Factor: 1		Analysis Time..: 20:57	Analyst ID.....: 400149	
		Instrument ID..: ICPMS		MS Run #.....: 7320270	MDL.....: 0.0092	
Arsenic	12.8 J	0.38	mg/kg	SW846 6020	11/16-11/24/07	KAEW91AD
		Dilution Factor: 1		Analysis Time..: 20:57	Analyst ID.....: 400149	
		Instrument ID..: ICPMS		MS Run #.....: 7320270	MDL.....: 0.063	
Beryllium	2.2	0.38	mg/kg	SW846 6020	11/16-11/24/07	KAEW91AE
		Dilution Factor: 1		Analysis Time..: 20:57	Analyst ID.....: 400149	
		Instrument ID..: ICPMS		MS Run #.....: 7320270	MDL.....: 0.014	
Cadmium	3.7	0.38	mg/kg	SW846 6020	11/16-11/24/07	KAEW91AF
		Dilution Factor: 1		Analysis Time..: 20:57	Analyst ID.....: 400149	
		Instrument ID..: ICPMS		MS Run #.....: 7320270	MDL.....: 0.035	
Chromium	108 J	0.77	mg/kg	SW846 6020	11/16-11/24/07	KAEW91AG
		Dilution Factor: 1		Analysis Time..: 20:57	Analyst ID.....: 400149	
		Instrument ID..: ICPMS		MS Run #.....: 7320270	MDL.....: 0.031	
Copper	224	0.77	mg/kg	SW846 6020	11/16-11/24/07	KAEW91AH
		Dilution Factor: 1		Analysis Time..: 20:57	Analyst ID.....: 400149	
		Instrument ID..: ICPMS		MS Run #.....: 7320270	MDL.....: 0.033	
Nickel	44.0 J	0.38	mg/kg	SW846 6020	11/16-11/24/07	KAEW91AJ
		Dilution Factor: 1		Analysis Time..: 20:57	Analyst ID.....: 400149	
		Instrument ID..: ICPMS		MS Run #.....: 7320270	MDL.....: 0.026	
Lead	114	0.38	mg/kg	SW846 6020	11/16-11/24/07	KAEW91AK
		Dilution Factor: 1		Analysis Time..: 20:57	Analyst ID.....: 400149	
		Instrument ID..: ICPMS		MS Run #.....: 7320270	MDL.....: 0.013	
Antimony	0.16 B	0.77	mg/kg	SW846 6020	11/16-11/24/07	KAEW91AL
		Dilution Factor: 1		Analysis Time..: 20:57	Analyst ID.....: 400149	
		Instrument ID..: ICPMS		MS Run #.....: 7320270	MDL.....: 0.013	

(Continued on next page)

Tetra Tech NUS, Inc

Client Sample ID: FMC-25

TOTAL Metals

Lot-Sample #...: C7K020180-023 Matrix.....: SOLID

PARAMETER	RESULT	REPORTING LIMIT	UNITS	METHOD	PREPARATION-ANALYSIS DATE	WORK ORDER #
Selenium	3.2 J	1.9	mg/kg	SW846 6020	11/16-11/24/07	KAEW91AM
		Dilution Factor: 1		Analysis Time..: 20:57	Analyst ID.....: 400149	
		Instrument ID..: ICPMS		MS Run #.....: 7320270	MDL.....: 0.16	
Thallium	0.26 B	0.38	mg/kg	SW846 6020	11/16-11/24/07	KAEW91AN
		Dilution Factor: 1		Analysis Time..: 20:57	Analyst ID.....: 400149	
		Instrument ID..: ICPMS		MS Run #.....: 7320270	MDL.....: 0.0077	
Zinc	319 J	1.9	mg/kg	SW846 6020	11/16-11/24/07	KAEW91AP
		Dilution Factor: 1		Analysis Time..: 20:57	Analyst ID.....: 400149	
		Instrument ID..: ICPMS		MS Run #.....: 7320270	MDL.....: 0.045	
Prep Batch #...: 7325032						
Mercury	0.41	0.063	mg/kg	SW846 7471A	11/21/07	KAEW91AQ
		Dilution Factor: 0.5		Analysis Time..: 08:59	Analyst ID.....: 031043	
		Instrument ID..: HGHYDRA		MS Run #.....: 7325020	MDL.....: 0.014	

NOTE(S):

Results and reporting limits have been adjusted for dry weight.

J Method blank contamination. The associated method blank contains the target analyte at a reportable level.

B Estimated result. Result is less than RL.

Tetra Tech NUS, Inc

Client Sample ID: FMC-26

TOTAL Metals

Lot-Sample #...: C7K020180-024 Matrix.....: SOLID
Date Sampled...: 10/31/07 Date Received..: 11/02/07
% Moisture.....: 70

PARAMETER	RESULT	REPORTING LIMIT	UNITS	METHOD	PREPARATION-ANALYSIS DATE	WORK ORDER #
Prep Batch #...: 7320542						
Silver	0.62	0.34	mg/kg	SW846 6020	11/16-11/24/07	KAEXG1AC
		Dilution Factor: 1		Analysis Time..: 21:01	Analyst ID.....: 400149	
		Instrument ID..: ICPMS		MS Run #.....: 7320270	MDL.....: 0.0081	
Arsenic	9.4 J	0.34	mg/kg	SW846 6020	11/16-11/24/07	KAEXG1AD
		Dilution Factor: 1		Analysis Time..: 21:01	Analyst ID.....: 400149	
		Instrument ID..: ICPMS		MS Run #.....: 7320270	MDL.....: 0.055	
Beryllium	1.8	0.34	mg/kg	SW846 6020	11/16-11/24/07	KAEXG1AE
		Dilution Factor: 1		Analysis Time..: 21:01	Analyst ID.....: 400149	
		Instrument ID..: ICPMS		MS Run #.....: 7320270	MDL.....: 0.012	
Cadmium	3.1	0.34	mg/kg	SW846 6020	11/16-11/24/07	KAEXG1AF
		Dilution Factor: 1		Analysis Time..: 21:01	Analyst ID.....: 400149	
		Instrument ID..: ICPMS		MS Run #.....: 7320270	MDL.....: 0.031	
Chromium	96.0 J	0.67	mg/kg	SW846 6020	11/16-11/24/07	KAEXG1AG
		Dilution Factor: 1		Analysis Time..: 21:01	Analyst ID.....: 400149	
		Instrument ID..: ICPMS		MS Run #.....: 7320270	MDL.....: 0.027	
Copper	193	0.67	mg/kg	SW846 6020	11/16-11/24/07	KAEXG1AH
		Dilution Factor: 1		Analysis Time..: 21:01	Analyst ID.....: 400149	
		Instrument ID..: ICPMS		MS Run #.....: 7320270	MDL.....: 0.029	
Nickel	38.0 J	0.34	mg/kg	SW846 6020	11/16-11/24/07	KAEXG1AJ
		Dilution Factor: 1		Analysis Time..: 21:01	Analyst ID.....: 400149	
		Instrument ID..: ICPMS		MS Run #.....: 7320270	MDL.....: 0.023	
Lead	92.7	0.34	mg/kg	SW846 6020	11/16-11/24/07	KAEXG1AK
		Dilution Factor: 1		Analysis Time..: 21:01	Analyst ID.....: 400149	
		Instrument ID..: ICPMS		MS Run #.....: 7320270	MDL.....: 0.011	
Antimony	0.18 B	0.67	mg/kg	SW846 6020	11/16-11/24/07	KAEXG1AL
		Dilution Factor: 1		Analysis Time..: 21:01	Analyst ID.....: 400149	
		Instrument ID..: ICPMS		MS Run #.....: 7320270	MDL.....: 0.011	

(Continued on next page)

Tetra Tech NUS, Inc

Client Sample ID: FMC-26

TOTAL Metals

Lot-Sample #...: C7K020180-024 **Matrix.....:** SOLID

PARAMETER	RESULT	REPORTING LIMIT	UNITS	METHOD	PREPARATION-ANALYSIS DATE	WORK ORDER #
Selenium	**2.8 J**	**1.7**	**mg/kg**	**SW846 6020**	**11/16-11/24/07**	**KAEXG1AM**
		Dilution Factor: 1		Analysis Time..: 21:01	Analyst ID.....: 400149	
		Instrument ID..: ICPMS		MS Run #.....: 7320270	MDL.....: 0.14	
Thallium	**0.22 B**	**0.34**	**mg/kg**	**SW846 6020**	**11/16-11/24/07**	**KAEXG1AN**
		Dilution Factor: 1		Analysis Time..: 21:01	Analyst ID.....: 400149	
		Instrument ID..: ICPMS		MS Run #.....: 7320270	MDL.....: 0.0067	
Zinc	**286 J**	**1.7**	**mg/kg**	**SW846 6020**	**11/16-11/24/07**	**KAEXG1AP**
		Dilution Factor: 1		Analysis Time..: 21:01	Analyst ID.....: 400149	
		Instrument ID..: ICPMS		MS Run #.....: 7320270	MDL.....: 0.039	
Prep Batch #...: 7325032						
Mercury	**0.38**	**0.055**	**mg/kg**	**SW846 7471A**	**11/21/07**	**KAEXG1AQ**
		Dilution Factor: 0.5		Analysis Time..: 09:01	Analyst ID.....: 031043	
		Instrument ID..: HGHYDRA		MS Run #.....: 7325020	MDL.....: 0.012	

NOTE(S):

Results and reporting limits have been adjusted for dry weight.

J Method blank contamination. The associated method blank contains the target analyte at a reportable level.

B Estimated result. Result is less than RL.

Tetra Tech NUS, Inc

Client Sample ID: FMC-3

TOTAL Metals

Lot-Sample #...: C7K020180-017 **Matrix.....:** SOLID
Date Sampled...: 10/31/07 **Date Received..:** 11/02/07
% Moisture.....: 35

PARAMETER	RESULT	REPORTING LIMIT	UNITS	METHOD	PREPARATION-ANALYSIS DATE	WORK ORDER #
Prep Batch #...: 7320542						
Silver	**0.13 B**	**0.15**	**mg/kg**	**SW846 6020**	**11/16-11/24/07**	**KAEWD1AC**
		Dilution Factor: 1		Analysis Time..: 20:19	Analyst ID.....: 400149	
		Instrument ID..: ICPMS		MS Run #.....: 7320270	MDL.....: 0.0037	
Arsenic	**1.5 J**	**0.15**	**mg/kg**	**SW846 6020**	**11/16-11/24/07**	**KAEWD1AD**
		Dilution Factor: 1		Analysis Time..: 20:19	Analyst ID.....: 400149	
		Instrument ID..: ICPMS		MS Run #.....: 7320270	MDL.....: 0.025	
Beryllium	**0.45**	**0.15**	**mg/kg**	**SW846 6020**	**11/16-11/24/07**	**KAEWD1AE**
		Dilution Factor: 1		Analysis Time..: 20:19	Analyst ID.....: 400149	
		Instrument ID..: ICPMS		MS Run #.....: 7320270	MDL.....: 0.0057	
Cadmium	**0.95**	**0.15**	**mg/kg**	**SW846 6020**	**11/16-11/24/07**	**KAEWD1AF**
		Dilution Factor: 1		Analysis Time..: 20:19	Analyst ID.....: 400149	
		Instrument ID..: ICPMS		MS Run #.....: 7320270	MDL.....: 0.014	
Chromium	**20.5 J**	**0.31**	**mg/kg**	**SW846 6020**	**11/16-11/24/07**	**KAEWD1AG**
		Dilution Factor: 1		Analysis Time..: 20:19	Analyst ID.....: 400149	
		Instrument ID..: ICPMS		MS Run #.....: 7320270	MDL.....: 0.012	
Copper	**35.5**	**0.31**	**mg/kg**	**SW846 6020**	**11/16-11/24/07**	**KAEWD1AH**
		Dilution Factor: 1		Analysis Time..: 20:19	Analyst ID.....: 400149	
		Instrument ID..: ICPMS		MS Run #.....: 7320270	MDL.....: 0.013	
Nickel	**7.0 J**	**0.15**	**mg/kg**	**SW846 6020**	**11/16-11/24/07**	**KAEWD1AJ**
		Dilution Factor: 1		Analysis Time..: 20:19	Analyst ID.....: 400149	
		Instrument ID..: ICPMS		MS Run #.....: 7320270	MDL.....: 0.010	
Lead	**17.2**	**0.15**	**mg/kg**	**SW846 6020**	**11/16-11/24/07**	**KAEWD1AK**
		Dilution Factor: 1		Analysis Time..: 20:19	Analyst ID.....: 400149	
		Instrument ID..: ICPMS		MS Run #.....: 7320270	MDL.....: 0.0052	
Antimony	**0.060 B**	**0.31**	**mg/kg**	**SW846 6020**	**11/16-11/24/07**	**KAEWD1AL**
		Dilution Factor: 1		Analysis Time..: 20:19	Analyst ID.....: 400149	
		Instrument ID..: ICPMS		MS Run #.....: 7320270	MDL.....: 0.0051	

(Continued on next page)

Tetra Tech NUS, Inc

Client Sample ID: FMC-3

TOTAL Metals

Lot-Sample #...: C7K020180-017 Matrix.....: SOLID

PARAMETER	RESULT	REPORTING LIMIT	UNITS	METHOD	PREPARATION-ANALYSIS DATE	WORK ORDER #
Selenium	**0.40 B,J**	**0.77**	**mg/kg**	**SW846 6020**	**11/16-11/24/07**	**KAEWD1AM**
		Dilution Factor: 1		Analysis Time..: 20:19	Analyst ID.....: 400149	
		Instrument ID..: ICPMS		MS Run #.....: 7320270	MDL.....: 0.062	
Thallium	**0.055 B**	**0.15**	**mg/kg**	**SW846 6020**	**11/16-11/24/07**	**KAEWD1AN**
		Dilution Factor: 1		Analysis Time..: 20:19	Analyst ID.....: 400149	
		Instrument ID..: ICPMS		MS Run #.....: 7320270	MDL.....: 0.0031	
Zinc	**52.3 J**	**0.77**	**mg/kg**	**SW846 6020**	**11/16-11/24/07**	**KAEWD1AP**
		Dilution Factor: 1		Analysis Time..: 20:19	Analyst ID.....: 400149	
		Instrument ID..: ICPMS		MS Run #.....: 7320270	MDL.....: 0.018	
Prep Batch #...: 7325029						
Mercury	**0.069**	**0.033**	**mg/kg**	**SW846 7471A**	**11/21/07**	**KAEWD1AQ**
		Dilution Factor: 0.65		Analysis Time..: 08:46	Analyst ID.....: 031043	
		Instrument ID..: HGHYDRA		MS Run #.....: 7325018	MDL.....: 0.0071	

NOTE(S):

Results and reporting limits have been adjusted for dry weight.

B Estimated result. Result is less than RL.

J Method blank contamination. The associated method blank contains the target analyte at a reportable level.

Tetra Tech NUS, Inc

Client Sample ID: FMC-4

TOTAL Metals

Lot-Sample #...: C7K020180-018
Date Sampled...: 10/31/07 Date Received..: 11/02/07 Matrix.....: SOLID
% Moisture.....: 55

PARAMETER	RESULT	REPORTING LIMIT	UNITS	METHOD	PREPARATION-ANALYSIS DATE	WORK ORDER #
Prep Batch #...: 7320542						
Silver	0.37	0.22	mg/kg	SW846 6020	11/16-11/24/07	KAEWN1AC
		Dilution Factor: 1		Analysis Time..: 20:36	Analyst ID.....: 400149	
		Instrument ID..: ICPMS		MS Run #.....: 7320270	MDL.....: 0.0053	
Arsenic	6.8 J	0.22	mg/kg	SW846 6020	11/16-11/24/07	KAEWN1AD
		Dilution Factor: 1		Analysis Time..: 20:36	Analyst ID.....: 400149	
		Instrument ID..: ICPMS		MS Run #.....: 7320270	MDL.....: 0.037	
Beryllium	1.1	0.22	mg/kg	SW846 6020	11/16-11/24/07	KAEWN1AE
		Dilution Factor: 1		Analysis Time..: 20:36	Analyst ID.....: 400149	
		Instrument ID..: ICPMS		MS Run #.....: 7320270	MDL.....: 0.0082	
Cadmium	1.9	0.22	mg/kg	SW846 6020	11/16-11/24/07	KAEWN1AF
		Dilution Factor: 1		Analysis Time..: 20:36	Analyst ID.....: 400149	
		Instrument ID..: ICPMS		MS Run #.....: 7320270	MDL.....: 0.020	
Chromium	60.5 J	0.44	mg/kg	SW846 6020	11/16-11/24/07	KAEWN1AG
		Dilution Factor: 1		Analysis Time..: 20:36	Analyst ID.....: 400149	
		Instrument ID..: ICPMS		MS Run #.....: 7320270	MDL.....: 0.018	
Copper	114	0.44	mg/kg	SW846 6020	11/16-11/24/07	KAEWN1AH
		Dilution Factor: 1		Analysis Time..: 20:36	Analyst ID.....: 400149	
		Instrument ID..: ICPMS		MS Run #.....: 7320270	MDL.....: 0.019	
Nickel	22.6 J	0.22	mg/kg	SW846 6020	11/16-11/24/07	KAEWN1AJ
		Dilution Factor: 1		Analysis Time..: 20:36	Analyst ID.....: 400149	
		Instrument ID..: ICPMS		MS Run #.....: 7320270	MDL.....: 0.015	
Lead	53.8	0.22	mg/kg	SW846 6020	11/16-11/24/07	KAEWN1AK
		Dilution Factor: 1		Analysis Time..: 20:36	Analyst ID.....: 400149	
		Instrument ID..: ICPMS		MS Run #.....: 7320270	MDL.....: 0.0076	
Antimony	0.16 B	0.44	mg/kg	SW846 6020	11/16-11/24/07	KAEWN1AL
		Dilution Factor: 1		Analysis Time..: 20:36	Analyst ID.....: 400149	
		Instrument ID..: ICPMS		MS Run #.....: 7320270	MDL.....: 0.0073	

(Continued on next page)

Tetra Tech NUS, Inc

Client Sample ID: FMC-4

TOTAL Metals

Lot-Sample #...: C7K020180-018 Matrix.....: SOLID

PARAMETER	RESULT	REPORTING LIMIT	UNITS	METHOD	PREPARATION-ANALYSIS DATE	WORK ORDER #
Selenium	1.6 J	1.1	mg/kg	SW846 6020	11/16-11/24/07	KAEWN1AM
		Dilution Factor: 1		Analysis Time..: 20:36	Analyst ID.....: 400149	
		Instrument ID..: ICPMS		MS Run #.....: 7320270	MDL.....: 0.090	
Thallium	0.13 B	0.22	mg/kg	SW846 6020	11/16-11/24/07	KAEWN1AN
		Dilution Factor: 1		Analysis Time..: 20:36	Analyst ID.....: 400149	
		Instrument ID..: ICPMS		MS Run #.....: 7320270	MDL.....: 0.0044	
Zinc	173 J	1.1	mg/kg	SW846 6020	11/16-11/24/07	KAEWN1AP
		Dilution Factor: 1		Analysis Time..: 20:36	Analyst ID.....: 400149	
		Instrument ID..: ICPMS		MS Run #.....: 7320270	MDL.....: 0.026	
Prep Batch #...: 7325029						
Mercury	0.19	0.037	mg/kg	SW846 7471A	11/21/07	KAEWN1AQ
		Dilution Factor: 0.5		Analysis Time..: 08:47	Analyst ID.....: 031043	
		Instrument ID..: HGHYDRA		MS Run #.....: 7325018	MDL.....: 0.0079	

NOTE(S):

Results and reporting limits have been adjusted for dry weight.

J Method blank contamination. The associated method blank contains the target analyte at a reportable level.

B Estimated result. Result is less than RL.

Tetra Tech NUS, Inc

Client Sample ID: FMC-5

TOTAL Metals

Lot-Sample #...: C7K020180-019 Matrix.....: SOLID
Date Sampled...: 10/31/07 Date Received..: 11/02/07
% Moisture.....: 75

PARAMETER	RESULT	REPORTING LIMIT	UNITS	METHOD	PREPARATION-ANALYSIS DATE	WORK ORDER #
Prep Batch #...: 7320542						
Silver	0.76	0.39	mg/kg	SW846 6020	11/16-11/24/07	KAEWQ1AC
		Dilution Factor: 1		Analysis Time..: 20:40	Analyst ID.....: 400149	
		Instrument ID..: ICPMS		MS Run #.....: 7320270	MDL.....: 0.0095	
Arsenic	11.5 J	0.39	mg/kg	SW846 6020	11/16-11/24/07	KAEWQ1AD
		Dilution Factor: 1		Analysis Time..: 20:40	Analyst ID.....: 400149	
		Instrument ID..: ICPMS		MS Run #.....: 7320270	MDL.....: 0.065	
Beryllium	2.3	0.39	mg/kg	SW846 6020	11/16-11/24/07	KAEWQ1AE
		Dilution Factor: 1		Analysis Time..: 20:40	Analyst ID.....: 400149	
		Instrument ID..: ICPMS		MS Run #.....: 7320270	MDL.....: 0.015	
Cadmium	3.7	0.39	mg/kg	SW846 6020	11/16-11/24/07	KAEWQ1AF
		Dilution Factor: 1		Analysis Time..: 20:40	Analyst ID.....: 400149	
		Instrument ID..: ICPMS		MS Run #.....: 7320270	MDL.....: 0.036	
Chromium	122 J	0.79	mg/kg	SW846 6020	11/16-11/24/07	KAEWQ1AG
		Dilution Factor: 1		Analysis Time..: 20:40	Analyst ID.....: 400149	
		Instrument ID..: ICPMS		MS Run #.....: 7320270	MDL.....: 0.032	
Copper	214	0.79	mg/kg	SW846 6020	11/16-11/24/07	KAEWQ1AH
		Dilution Factor: 1		Analysis Time..: 20:40	Analyst ID.....: 400149	
		Instrument ID..: ICPMS		MS Run #.....: 7320270	MDL.....: 0.034	
Nickel	45.0 J	0.39	mg/kg	SW846 6020	11/16-11/24/07	KAEWQ1AJ
		Dilution Factor: 1		Analysis Time..: 20:40	Analyst ID.....: 400149	
		Instrument ID..: ICPMS		MS Run #.....: 7320270	MDL.....: 0.027	
Lead	111	0.39	mg/kg	SW846 6020	11/16-11/24/07	KAEWQ1AK
		Dilution Factor: 1		Analysis Time..: 20:40	Analyst ID.....: 400149	
		Instrument ID..: ICPMS		MS Run #.....: 7320270	MDL.....: 0.013	
Antimony	0.15 B	0.79	mg/kg	SW846 6020	11/16-11/24/07	KAEWQ1AL
		Dilution Factor: 1		Analysis Time..: 20:40	Analyst ID.....: 400149	
		Instrument ID..: ICPMS		MS Run #.....: 7320270	MDL.....: 0.013	

(Continued on next page)

Tetra Tech NUS, Inc

Client Sample ID: FMC-5

TOTAL Metals

Lot-Sample #...: C7K020180-019 **Matrix.....:** SOLID

PARAMETER	RESULT	REPORTING LIMIT	UNITS	METHOD	PREPARATION-ANALYSIS DATE	WORK ORDER #
Selenium	**3.3 J**	**2.0**	**mg/kg**	**SW846 6020**	**11/16-11/24/07**	**KAEWQ1AM**
		Dilution Factor: 1		Analysis Time..: 20:40	Analyst ID.....: 400149	
		Instrument ID..: ICPMS		MS Run #.....: 7320270	MDL.....: 0.16	
Thallium	**0.26 B**	**0.39**	**mg/kg**	**SW846 6020**	**11/16-11/24/07**	**KAEWQ1AN**
		Dilution Factor: 1		Analysis Time..: 20:40	Analyst ID.....: 400149	
		Instrument ID..: ICPMS		MS Run #.....: 7320270	MDL.....: 0.0079	
Zinc	**332 J**	**2.0**	**mg/kg**	**SW846 6020**	**11/16-11/24/07**	**KAEWQ1AP**
		Dilution Factor: 1		Analysis Time..: 20:40	Analyst ID.....: 400149	
		Instrument ID..: ICPMS		MS Run #.....: 7320270	MDL.....: 0.046	
Prep Batch #...: 7325029						
Mercury	**0.44**	**0.065**	**mg/kg**	**SW846 7471A**	**11/21/07**	**KAEWQ1AQ**
		Dilution Factor: 0.5		Analysis Time..: 08:49	Analyst ID.....: 031043	
		Instrument ID..: HGHYDRA		MS Run #.....: 7325018	MDL.....: 0.014	

NOTE(S):

Results and reporting limits have been adjusted for dry weight.

J Method blank contamination. The associated method blank contains the target analyte at a reportable level.

B Estimated result. Result is less than RL.

Tetra Tech NUS, Inc

Client Sample ID: FMC-6

TOTAL Metals

Lot-Sample #...: C7K020180-020 Matrix.....: SOLID
Date Sampled...: 10/31/07 Date Received..: 11/02/07
% Moisture.....: 36

PARAMETER	RESULT	REPORTING LIMIT	UNITS	METHOD	PREPARATION-ANALYSIS DATE	WORK ORDER #
Prep Batch #...: 7320542						
Silver	0.13 B	0.16	mg/kg	SW846 6020	11/16-11/24/07	KAEWX1AC
		Dilution Factor: 1		Analysis Time..: 20:44	Analyst ID.....: 400149	
		Instrument ID..: ICPMS		MS Run #.....: 7320270	MDL.....: 0.0038	
Arsenic	2.4 J	0.16	mg/kg	SW846 6020	11/16-11/24/07	KAEWX1AD
		Dilution Factor: 1		Analysis Time..: 20:44	Analyst ID.....: 400149	
		Instrument ID..: ICPMS		MS Run #.....: 7320270	MDL.....: 0.026	
Beryllium	0.43	0.16	mg/kg	SW846 6020	11/16-11/24/07	KAEWX1AE
		Dilution Factor: 1		Analysis Time..: 20:44	Analyst ID.....: 400149	
		Instrument ID..: ICPMS		MS Run #.....: 7320270	MDL.....: 0.0058	
Cadmium	0.66	0.16	mg/kg	SW846 6020	11/16-11/24/07	KAEWX1AF
		Dilution Factor: 1		Analysis Time..: 20:44	Analyst ID.....: 400149	
		Instrument ID..: ICPMS		MS Run #.....: 7320270	MDL.....: 0.014	
Chromium	21.5 J	0.31	mg/kg	SW846 6020	11/16-11/24/07	KAEWX1AG
		Dilution Factor: 1		Analysis Time..: 20:44	Analyst ID.....: 400149	
		Instrument ID..: ICPMS		MS Run #.....: 7320270	MDL.....: 0.013	
Copper	45.4	0.31	mg/kg	SW846 6020	11/16-11/24/07	KAEWX1AH
		Dilution Factor: 1		Analysis Time..: 20:44	Analyst ID.....: 400149	
		Instrument ID..: ICPMS		MS Run #.....: 7320270	MDL.....: 0.013	
Nickel	8.1 J	0.16	mg/kg	SW846 6020	11/16-11/24/07	KAEWX1AJ
		Dilution Factor: 1		Analysis Time..: 20:44	Analyst ID.....: 400149	
		Instrument ID..: ICPMS		MS Run #.....: 7320270	MDL.....: 0.011	
Lead	17.6	0.16	mg/kg	SW846 6020	11/16-11/24/07	KAEWX1AK
		Dilution Factor: 1		Analysis Time..: 20:44	Analyst ID.....: 400149	
		Instrument ID..: ICPMS		MS Run #.....: 7320270	MDL.....: 0.0054	
Antimony	0.056 B	0.31	mg/kg	SW846 6020	11/16-11/24/07	KAEWX1AL
		Dilution Factor: 1		Analysis Time..: 20:44	Analyst ID.....: 400149	
		Instrument ID..: ICPMS		MS Run #.....: 7320270	MDL.....: 0.0052	

(Continued on next page)

Tetra Tech NUS, Inc

Client Sample ID: FMC-6

TOTAL Metals

Lot-Sample #...: C7K020180-020 Matrix.....: SOLID

PARAMETER	RESULT	REPORTING LIMIT	UNITS	METHOD	PREPARATION-ANALYSIS DATE	WORK ORDER #
Selenium	0.70 B,J	0.79	mg/kg	SW846 6020	11/16-11/24/07	KAEWX1AM
		Dilution Factor: 1		Analysis Time..: 20:44	Analyst ID.....: 400149	
		Instrument ID..: ICPMS		MS Run #.....: 7320270	MDL.....: 0.064	
Thallium	0.053 B	0.16	mg/kg	SW846 6020	11/16-11/24/07	KAEWX1AN
		Dilution Factor: 1		Analysis Time..: 20:44	Analyst ID.....: 400149	
		Instrument ID..: ICPMS		MS Run #.....: 7320270	MDL.....: 0.0031	
Zinc	61.7 J	0.79	mg/kg	SW846 6020	11/16-11/24/07	KAEWX1AP
		Dilution Factor: 1		Analysis Time..: 20:44	Analyst ID.....: 400149	
		Instrument ID..: ICPMS		MS Run #.....: 7320270	MDL.....: 0.018	
Prep Batch #...: 7325029						
Mercury	0.069	0.031	mg/kg	SW846 7471A	11/21/07	KAEWX1AQ
		Dilution Factor: 0.6		Analysis Time..: 08:51	Analyst ID.....: 031043	
		Instrument ID..: HGHYDRA		MS Run #.....: 7325018	MDL.....: 0.0067	

NOTE(S):

Results and reporting limits have been adjusted for dry weight.

B Estimated result. Result is less than RL.

J Method blank contamination. The associated method blank contains the target analyte at a reportable level.

Tetra Tech NUS, Inc

Client Sample ID: FMC-7

TOTAL Metals

Lot-Sample #...: C7K020180-021
Date Sampled...: 10/31/07 Date Received..: 11/02/07
% Moisture.....: 74
Matrix.....: SOLID

PARAMETER	RESULT	REPORTING LIMIT	UNITS	METHOD	PREPARATION-ANALYSIS DATE	WORK ORDER #
Prep Batch #...: 7320542						
Silver	0.68	0.39	mg/kg	SW846 6020	11/16-11/24/07	KAEW11AC
		Dilution Factor: 1		Analysis Time..: 20:48	Analyst ID.....: 400149	
		Instrument ID..: ICPMS		MS Run #.....: 7320270	MDL.....: 0.0093	
Arsenic	11.5 J	0.39	mg/kg	SW846 6020	11/16-11/24/07	KAEW11AD
		Dilution Factor: 1		Analysis Time..: 20:48	Analyst ID.....: 400149	
		Instrument ID..: ICPMS		MS Run #.....: 7320270	MDL.....: 0.064	
Beryllium	2.1	0.39	mg/kg	SW846 6020	11/16-11/24/07	KAEW11AE
		Dilution Factor: 1		Analysis Time..: 20:48	Analyst ID.....: 400149	
		Instrument ID..: ICPMS		MS Run #.....: 7320270	MDL.....: 0.014	
Cadmium	2.9	0.39	mg/kg	SW846 6020	11/16-11/24/07	KAEW11AF
		Dilution Factor: 1		Analysis Time..: 20:48	Analyst ID.....: 400149	
		Instrument ID..: ICPMS		MS Run #.....: 7320270	MDL.....: 0.035	
Chromium	104 J	0.77	mg/kg	SW846 6020	11/16-11/24/07	KAEW11AG
		Dilution Factor: 1		Analysis Time..: 20:48	Analyst ID.....: 400149	
		Instrument ID..: ICPMS		MS Run #.....: 7320270	MDL.....: 0.031	
Copper	242	0.77	mg/kg	SW846 6020	11/16-11/24/07	KAEW11AH
		Dilution Factor: 1		Analysis Time..: 20:48	Analyst ID.....: 400149	
		Instrument ID..: ICPMS		MS Run #.....: 7320270	MDL.....: 0.033	
Nickel	40.0 J	0.39	mg/kg	SW846 6020	11/16-11/24/07	KAEW11AJ
		Dilution Factor: 1		Analysis Time..: 20:48	Analyst ID.....: 400149	
		Instrument ID..: ICPMS		MS Run #.....: 7320270	MDL.....: 0.026	
Lead	99.8	0.39	mg/kg	SW846 6020	11/16-11/24/07	KAEW11AK
		Dilution Factor: 1		Analysis Time..: 20:48	Analyst ID.....: 400149	
		Instrument ID..: ICPMS		MS Run #.....: 7320270	MDL.....: 0.013	
Antimony	0.18 B	0.77	mg/kg	SW846 6020	11/16-11/24/07	KAEW11AL
		Dilution Factor: 1		Analysis Time..: 20:48	Analyst ID.....: 400149	
		Instrument ID..: ICPMS		MS Run #.....: 7320270	MDL.....: 0.013	

(Continued on next page)

Tetra Tech NUS, Inc

Client Sample ID: FMC-7

TOTAL Metals

Lot-Sample #...: C7K020180-021 Matrix.....: SOLID

PARAMETER	RESULT	REPORTING LIMIT	UNITS	METHOD	PREPARATION-ANALYSIS DATE	WORK ORDER #
Selenium	3.1 J	1.9	mg/kg	SW846 6020	11/16-11/24/07	KAEW11AM
		Dilution Factor: 1		Analysis Time..: 20:48	Analyst ID.....: 400149	
		Instrument ID..: ICPMS		MS Run #.....: 7320270	MDL.....: 0.16	
Thallium	0.24 B	0.39	mg/kg	SW846 6020	11/16-11/24/07	KAEW11AN
		Dilution Factor: 1		Analysis Time..: 20:48	Analyst ID.....: 400149	
		Instrument ID..: ICPMS		MS Run #.....: 7320270	MDL.....: 0.0077	
Zinc	314 J	1.9	mg/kg	SW846 6020	11/16-11/24/07	KAEW11AP
		Dilution Factor: 1		Analysis Time..: 20:48	Analyst ID.....: 400149	
		Instrument ID..: ICPMS		MS Run #.....: 7320270	MDL.....: 0.045	
Prep Batch #...: 7325032						
Mercury	0.34	0.064	mg/kg	SW846 7471A	11/21/07	KAEW11AQ
		Dilution Factor: 0.5		Analysis Time..: 08:56	Analyst ID.....: 031043	
		Instrument ID..: HGHYDRA		MS Run #.....: 7325020	MDL.....: 0.014	

NOTE(S):

Results and reporting limits have been adjusted for dry weight.

J Method blank contamination. The associated method blank contains the target analyte at a reportable level.

B Estimated result. Result is less than RL.

Tetra Tech NUS, Inc

Client Sample ID: FMC-8

TOTAL Metals

Lot-Sample #...: C7K020180-022 Matrix.....: SOLID
Date Sampled...: 10/31/07 Date Received..: 11/02/07
% Moisture.....: 73

PARAMETER	RESULT	REPORTING LIMIT	UNITS	METHOD	PREPARATION-ANALYSIS DATE	WORK ORDER #
Prep Batch #...: 7320542						
Silver	0.85	0.37	mg/kg	SW846 6020	11/16-11/24/07	KAEW51AC
		Dilution Factor: 1		Analysis Time..: 20:53	Analyst ID.....: 400149	
		Instrument ID..: ICPMS		MS Run #.....: 7320270	MDL.....: 0.0089	
Arsenic	15.8 J	0.37	mg/kg	SW846 6020	11/16-11/24/07	KAEW51AD
		Dilution Factor: 1		Analysis Time..: 20:53	Analyst ID.....: 400149	
		Instrument ID..: ICPMS		MS Run #.....: 7320270	MDL.....: 0.061	
Beryllium	2.4	0.37	mg/kg	SW846 6020	11/16-11/24/07	KAEW51AE
		Dilution Factor: 1		Analysis Time..: 20:53	Analyst ID.....: 400149	
		Instrument ID..: ICPMS		MS Run #.....: 7320270	MDL.....: 0.014	
Cadmium	6.4	0.37	mg/kg	SW846 6020	11/16-11/24/07	KAEW51AF
		Dilution Factor: 1		Analysis Time..: 20:53	Analyst ID.....: 400149	
		Instrument ID..: ICPMS		MS Run #.....: 7320270	MDL.....: 0.034	
Chromium	134 J	0.74	mg/kg	SW846 6020	11/16-11/24/07	KAEW51AG
		Dilution Factor: 1		Analysis Time..: 20:53	Analyst ID.....: 400149	
		Instrument ID..: ICPMS		MS Run #.....: 7320270	MDL.....: 0.030	
Copper	158	0.74	mg/kg	SW846 6020	11/16-11/24/07	KAEW51AH
		Dilution Factor: 1		Analysis Time..: 20:53	Analyst ID.....: 400149	
		Instrument ID..: ICPMS		MS Run #.....: 7320270	MDL.....: 0.031	
Nickel	52.3 J	0.37	mg/kg	SW846 6020	11/16-11/24/07	KAEW51AJ
		Dilution Factor: 1		Analysis Time..: 20:53	Analyst ID.....: 400149	
		Instrument ID..: ICPMS		MS Run #.....: 7320270	MDL.....: 0.025	
Lead	123	0.37	mg/kg	SW846 6020	11/16-11/24/07	KAEW51AK
		Dilution Factor: 1		Analysis Time..: 20:53	Analyst ID.....: 400149	
		Instrument ID..: ICPMS		MS Run #.....: 7320270	MDL.....: 0.013	
Antimony	0.17 B	0.74	mg/kg	SW846 6020	11/16-11/24/07	KAEW51AL
		Dilution Factor: 1		Analysis Time..: 20:53	Analyst ID.....: 400149	
		Instrument ID..: ICPMS		MS Run #.....: 7320270	MDL.....: 0.012	

(Continued on next page)

Tetra Tech NUS, Inc

Client Sample ID: FMC-8

TOTAL Metals

Lot-Sample #...: C7K020180-022 Matrix.....: SOLID

PARAMETER	RESULT	REPORTING LIMIT	UNITS	METHOD	PREPARATION-ANALYSIS DATE	WORK ORDER #
Selenium	3.4 J	1.9	mg/kg	SW846 6020	11/16-11/24/07	KAEW51AM
		Dilution Factor: 1		Analysis Time..: 20:53	Analyst ID.....: 400149	
		Instrument ID..: ICPMS		MS Run #.....: 7320270	MDL.....: 0.15	
Thallium	0.27 B	0.37	mg/kg	SW846 6020	11/16-11/24/07	KAEW51AN
		Dilution Factor: 1		Analysis Time..: 20:53	Analyst ID.....: 400149	
		Instrument ID..: ICPMS		MS Run #.....: 7320270	MDL.....: 0.0074	
Zinc	344 J	1.9	mg/kg	SW846 6020	11/16-11/24/07	KAEW51AP
		Dilution Factor: 1		Analysis Time..: 20:53	Analyst ID.....: 400149	
		Instrument ID..: ICPMS		MS Run #.....: 7320270	MDL.....: 0.043	
Prep Batch #...: 7325032						
Mercury	0.40	0.061	mg/kg	SW846 7471A	11/21/07	KAEW51AQ
		Dilution Factor: 0.5		Analysis Time..: 08:57	Analyst ID.....: 031043	
		Instrument ID..: HGHYDRA		MS Run #.....: 7325020	MDL.....: 0.013	

NOTE(S):

Results and reporting limits have been adjusted for dry weight.

J Method blank contamination. The associated method blank contains the target analyte at a reportable level.

B Estimated result. Result is less than RL.

Tetra Tech NUS, Inc

Client Sample ID: FMC-9

TOTAL Metals

Lot-Sample #...: C7K020180-002 Matrix.....: SOLID
Date Sampled...: 10/30/07 Date Received..: 11/02/07
% Moisture.....: 74

PARAMETER	RESULT	REPORTING LIMIT	UNITS	METHOD	PREPARATION-ANALYSIS DATE	WORK ORDER #
Prep Batch #...: 7320530						
Silver	0.61	0.38	mg/kg	SW846 6020	11/16-11/24/07	KAERC1AC
		Dilution Factor: 1		Analysis Time..: 18:29	Analyst ID.....: 400149	
		Instrument ID..: ICPMS		MS Run #.....: 7320265	MDL.....: 0.0091	
Arsenic	9.9	0.38	mg/kg	SW846 6020	11/16-11/24/07	KAERC1AD
		Dilution Factor: 1		Analysis Time..: 18:29	Analyst ID.....: 400149	
		Instrument ID..: ICPMS		MS Run #.....: 7320265	MDL.....: 0.063	
Beryllium	1.7	0.38	mg/kg	SW846 6020	11/16-11/24/07	KAERC1AE
		Dilution Factor: 1		Analysis Time..: 18:29	Analyst ID.....: 400149	
		Instrument ID..: ICPMS		MS Run #.....: 7320265	MDL.....: 0.014	
Cadmium	3.8	0.38	mg/kg	SW846 6020	11/16-11/24/07	KAERC1AF
		Dilution Factor: 1		Analysis Time..: 18:29	Analyst ID.....: 400149	
		Instrument ID..: ICPMS		MS Run #.....: 7320265	MDL.....: 0.035	
Chromium	98.7 J	0.76	mg/kg	SW846 6020	11/16-11/24/07	KAERC1AG
		Dilution Factor: 1		Analysis Time..: 18:29	Analyst ID.....: 400149	
		Instrument ID..: ICPMS		MS Run #.....: 7320265	MDL.....: 0.030	
Copper	234	0.76	mg/kg	SW846 6020	11/16-11/24/07	KAERC1AH
		Dilution Factor: 1		Analysis Time..: 18:29	Analyst ID.....: 400149	
		Instrument ID..: ICPMS		MS Run #.....: 7320265	MDL.....: 0.032	
Nickel	34.0	0.38	mg/kg	SW846 6020	11/16-11/24/07	KAERC1AJ
		Dilution Factor: 1		Analysis Time..: 18:29	Analyst ID.....: 400149	
		Instrument ID..: ICPMS		MS Run #.....: 7320265	MDL.....: 0.026	
Lead	98.3	0.38	mg/kg	SW846 6020	11/16-11/24/07	KAERC1AK
		Dilution Factor: 1		Analysis Time..: 18:29	Analyst ID.....: 400149	
		Instrument ID..: ICPMS		MS Run #.....: 7320265	MDL.....: 0.013	
Antimony	0.40 B	0.76	mg/kg	SW846 6020	11/16-11/24/07	KAERC1AL
		Dilution Factor: 1		Analysis Time..: 18:29	Analyst ID.....: 400149	
		Instrument ID..: ICPMS		MS Run #.....: 7320265	MDL.....: 0.013	

(Continued on next page)

Tetra Tech NUS, Inc

Client Sample ID: FMC-9

TOTAL Metals

Lot-Sample #...: C7K020180-002 Matrix.....: SOLID

PARAMETER	RESULT	REPORTING LIMIT	UNITS	METHOD	PREPARATION-ANALYSIS DATE	WORK ORDER #
Selenium	2.5	1.9	mg/kg	SW846 6020	11/16-11/24/07	KAERC1AM
		Dilution Factor: 1		Analysis Time..: 18:29	Analyst ID.....: 400149	
		Instrument ID..: ICPMS		MS Run #.....: 7320265	MDL.....: 0.15	
Thallium	0.29 B,J	0.38	mg/kg	SW846 6020	11/16-11/24/07	KAERC1AN
		Dilution Factor: 1		Analysis Time..: 18:29	Analyst ID.....: 400149	
		Instrument ID..: ICPMS		MS Run #.....: 7320265	MDL.....: 0.0076	
Zinc	304 J	1.9	mg/kg	SW846 6020	11/16-11/24/07	KAERC1AP
		Dilution Factor: 1		Analysis Time..: 18:29	Analyst ID.....: 400149	
		Instrument ID..: ICPMS		MS Run #.....: 7320265	MDL.....: 0.044	
Prep Batch #...: 7325029						
Mercury	0.41	0.063	mg/kg	SW846 7471A	11/21/07	KAERC1AQ
		Dilution Factor: 0.5		Analysis Time..: 08:10	Analyst ID.....: 031043	
		Instrument ID..: HGHYDRA		MS Run #.....: 7325018	MDL.....: 0.013	

NOTE(S):

Results and reporting limits have been adjusted for dry weight.

J Method blank contamination. The associated method blank contains the target analyte at a reportable level.

B Estimated result. Result is less than RL.

Martin State Airport, MD

CR, Hexavalent

Lab Name: TESTAMERICA PITTSBURGH
Client Name: Tetra Tech NUS, Inc
Matrix: SOLID
Method: SW846 7196A
Lot Number: C7K020180

Alkaline Digestion for Hexavalent Chromium

Client Sample ID	Sample Number	Workorder	Result	Units	Min. Detection Limit	Reporting Limit	Dilution Factor	Prep Date - Analysis Date/Time	QC Batch
FMC-24	C7K020180 001	KAEM31AR	ND	mg/kg	0.60	1.9	1.01	11/7/2007 - 11/9/2007 09:41	7313044
FMC-9	C7K020180 002	KAERC1AR	ND	mg/kg	0.47	1.5	1	11/7/2007 - 11/9/2007 09:42	7313044
FMC-10	C7K020180 003	KAERF1AR	ND	mg/kg	0.40	1.3	0.99	11/7/2007 - 11/9/2007 09:43	7313044
FMC-11	C7K020180 004	KAERJ1AR	ND	mg/kg	0.50	1.6	1	11/7/2007 - 11/9/2007 09:44	7313044
FMC-12	C7K020180 005	KAERM1AR	ND	mg/kg	0.32	1.0	1.03	11/7/2007 - 11/9/2007 09:45	7313044
FMC-13	C7K020180 006	KAERT1AR	ND	mg/kg	0.42	1.4	1.04	11/7/2007 - 11/9/2007 09:46	7313044
FMC-14	C7K020180 007	KAER01AR	ND	mg/kg	0.45	1.5	1.03	11/7/2007 - 11/9/2007 09:47	7313044
FMC-15	C7K020180 008	KAETX1AR	ND	mg/kg	0.17	0.55	1.02	11/7/2007 - 11/9/2007 09:50	7313044
FMC-16	C7K020180 009	KAET31AR	ND	mg/kg	0.17	0.57	1.03	11/7/2007 - 11/9/2007 09:51	7313044
FMC-17	C7K020180 010	KAET71AR	ND	mg/kg	0.18	0.58	0.98	11/7/2007 - 11/9/2007 09:52	7313044
FMC-18	C7K020180 011	KAEVC1AR	ND	mg/kg	0.42	1.3	0.99	11/7/2007 - 11/9/2007 09:53	7313044
FMC-19	C7K020180 012	KAEVF1AR	ND	mg/kg	0.39	1.3	1	11/7/2007 - 11/9/2007 09:54	7313044
FMC-20	C7K020180 013	KAEVN1AR	ND	mg/kg	0.46	1.5	1	11/7/2007 - 11/9/2007 09:55	7313044
FMC-21	C7K020180 014	KAEV01AR	ND	mg/kg	0.17	0.53	1.01	11/7/2007 - 11/9/2007 09:56	7313044
FMC-22	C7K020180 015	KAEV31AR	ND	mg/kg	0.16	0.52	0.98	11/7/2007 - 11/9/2007 10:03	7313044
FMC-23	C7K020180 016	KAEV91AR	ND	mg/kg	0.18	0.57	1.02	11/7/2007 - 11/9/2007 10:04	7313044
FMC-3	C7K020180 017	KAEWD1A	ND	mg/kg	0.19	0.60	0.97	11/7/2007 - 11/9/2007 10:05	7313044
FMC-4	C7K020180 018	KAEWN1A	ND	mg/kg	0.28	0.91	1.03	11/7/2007 - 11/9/2007 10:06	7313044

Martin State Airport, MD

CR, Hexavalent

Lab Name: TESTAMERICA PITTSBURGH
Client Name: Tetra Tech NUS, Inc
Matrix: SOLID

Method: SW846 7196A
Lot Number: C7K020180

FMC-5	C7K020180 019	KAEWQ1A	ND	mg/kg	0.49	1.6	1.03	11/7/2007 - 11/9/2007 10:07	7313044
FMC-6	C7K020180 020	KAEWX1A	ND	mg/kg	0.20	0.62	0.99	11/7/2007 - 11/9/2007 10:08	7313044
FMC-7	C7K020180 021	KAEW11AR	ND	mg/kg	0.48	1.6	1.03	11/9/2007 - 11/13/2007 13:15	7317191
FMC-7	C7K020180 021	KAEW12AR	ND	mg/kg	0.48	1.6	1.03	11/9/2007 - 11/13/2007 15:35	7317305
FMC-8	C7K020180 022	KAEW51AR	ND	mg/kg	0.46	1.4	0.97	11/9/2007 - 11/13/2007 13:16	7317191
FMC-8	C7K020180 022	KAEW52AR	ND	mg/kg	0.46	1.5	1.02	11/9/2007 - 11/13/2007 15:36	7317305
FMC-25	C7K020180 023	KAEW92AR	ND	mg/kg	0.48	1.5	0.97	11/9/2007 - 11/13/2007 15:37	7317305
FMC-25	C7K020180 023	KAEW91AR	ND	mg/kg	0.48	1.5	1	11/9/2007 - 11/13/2007 13:17	7317191
FMC-26	C7K020180 024	KAEXG2AR	ND	mg/kg	0.42	1.3	1	11/9/2007 - 11/13/2007 15:38	7317305
FMC-26	C7K020180 024	KAEXG1AR	ND	mg/kg	0.42	1.4	1.02	11/9/2007 - 11/13/2007 13:18	7317191

Martin State Airport, MD

Perchlorate

Lab Name: TESTAMERICA KNOXVILLE
Client Name: Tetra Tech NUS, Inc
Matrix: SOLID
Method: EPA-DW1 314.0
Lot Number: C7K020180

Perchlorate - DI Leach

Client Sample ID	Sample Number	Workorder	Result	Units	Min. Detection Limit	Reporting Limit	Dilution Factor	Prep Date - Analysis Date/Time	QC Batch
FMC-24	C7K020180 001	KAEM31A	ND	ug/kg	190	190	1	11/12/2007 - 11/12/2007 15:03	7317074
FMC-9	C7K020180 002	KAERC1A	ND	ug/kg	152	152	1	11/12/2007 - 11/12/2007 15:27	7317074
FMC-10	C7K020180 003	KAERF1A	ND	ug/kg	127	127	1	11/12/2007 - 11/12/2007 15:52	7317074
FMC-11	C7K020180 004	KAERJ1AW	ND	ug/kg	159	159	1	11/12/2007 - 11/12/2007 16:17	7317074
FMC-12	C7K020180 005	KAERM1A	ND	ug/kg	101	101	1	11/12/2007 - 11/12/2007 16:41	7317074
FMC-13	C7K020180 006	KAERT1A	ND	ug/kg	134	134	1	11/12/2007 - 11/12/2007 17:06	7317074
FMC-14	C7K020180 007	KAER01AW	ND	ug/kg	144	144	1	11/12/2007 - 11/12/2007 17:31	7317074
FMC-15	C7K020180 008	KAETX1AW	ND	ug/kg	54.4	54.4	1	11/12/2007 - 11/12/2007 17:55	7317074
FMC-16	C7K020180 009	KAET31AW	ND	ug/kg	55.0	55.0	1	11/12/2007 - 11/12/2007 18:20	7317074
FMC-17	C7K020180 010	KAET71AW	ND	ug/kg	58.9	58.9	1	11/12/2007 - 11/12/2007 18:44	7317074
FMC-18	C7K020180 011	KAEVC1A	ND	ug/kg	133	133	1	11/12/2007 - 11/12/2007 19:58	7317074
FMC-19	C7K020180 012	KAEVF1AW	ND	ug/kg	125	125	1	11/12/2007 - 11/12/2007 20:23	7317074
FMC-20	C7K020180 013	KAEVN1A	ND	ug/kg	146	146	1	11/13/2007 - 11/13/2007 13:32	7318090
FMC-21	C7K020180 014	KAEV01AW	ND	ug/kg	52.9	52.9	1	11/13/2007 - 11/13/2007 13:56	7318090
FMC-22	C7K020180 015	KAEV31AW	ND	ug/kg	53.2	53.2	1	11/13/2007 - 11/13/2007 14:21	7318090
FMC-23	C7K020180 016	KAEV91AW	ND	ug/kg	56.5	56.5	1	11/13/2007 - 11/13/2007 14:46	7318090
FMC-3	C7K020180 017	KAEWD1A	ND	ug/kg	61.5	61.5	1	11/13/2007 - 11/13/2007 15:10	7318090
FMC-4	C7K020180 018	KAEWN1A	ND	ug/kg	88.8	88.8	1	11/13/2007 - 11/13/2007 15:35	7318090

Martin State Airport, MD

Perchlorate

Lab Name: TESTAMERICA KNOXVILLE
Client Name: Tetra Tech NUS, Inc
Matrix: SOLID

Method: EPA-DW1 314.0
Lot Number: C7K020180

FMC-5	C7K020180 019	KAEWQ1A	ND	ug/kg	158	158	1	11/13/2007 - 11/13/2007 16:00	7318090
FMC-6	C7K020180 020	KAEWX1A	ND	ug/kg	63.0	63.0	1	11/13/2007 - 11/13/2007 16:24	7318090
FMC-7	C7K020180 021	KAEW11A	ND	ug/kg	154	154	1	11/13/2007 - 11/13/2007 16:49	7318090
FMC-8	C7K020180 022	KAEW51A	ND	ug/kg	148	148	1	11/13/2007 - 11/13/2007 18:03	7318090
FMC-25	C7K020180 023	KAEW91A	ND	ug/kg	153	153	1	11/13/2007 - 11/13/2007 18:27	7318090
FMC-26	C7K020180 024	KAEXG1A	ND	ug/kg	134	134	1	11/13/2007 - 11/13/2007 13:07	7318090

Martin State Airport, MD

Percent Solids

Lab Name: TESTAMERICA PITTSBURGH
Client Name: Tetra Tech NUS, Inc
Matrix: SOLID
Method: MCAWW 160.3 MOD
Lot Number: C7K020180

Total Residue as Percent Solids

Client Sample ID	Sample Number	Workorder	Result	Units	Min. Detection Limit	Reporting Limit	Dilution Factor	Prep Date - Analysis Date/Time	QC Batch
FMC-24	C7K020180 001	KAEM31AA	21.0	%	0.0		1	11/7/2007 - 11/8/2007 00:00	7311060
FMC-9	C7K020180 002	KAERC1AA	26.3	%	0.0		1	11/7/2007 - 11/8/2007 00:00	7311060
FMC-10	C7K020180 003	KAERF1AA	31.6	%	0.0		1	11/7/2007 - 11/8/2007 00:00	7311060
FMC-11	C7K020180 004	KAERJ1AA	25.2	%	0.0		1	11/7/2007 - 11/8/2007 00:00	7311060
FMC-12	C7K020180 005	KAERM1AA	39.6	%	0.0		1	11/7/2007 - 11/8/2007 00:00	7311060
FMC-13	C7K020180 006	KAERT1AA	30.0	%	0.0		1	11/7/2007 - 11/8/2007 00:00	7311060
FMC-14	C7K020180 007	KAER01AA	27.8	%	0.0		1	11/7/2007 - 11/8/2007 00:00	7311060
FMC-15	C7K020180 008	KAETX1AA	73.6	%	0.0		1	11/7/2007 - 11/8/2007 00:00	7311060
FMC-16	C7K020180 009	KAET31AA	72.8	%	0.0		1	11/7/2007 - 11/8/2007 00:00	7311060
FMC-17	C7K020180 010	KAET71AA	67.9	%	0.0		1	11/7/2007 - 11/8/2007 00:00	7311060
FMC-18	C7K020180 011	KAEVC1AA	30.0	%	0.0		1	11/7/2007 - 11/8/2007 00:00	7311060
FMC-19	C7K020180 012	KAEVF1AA	31.9	%	0.0		1	11/7/2007 - 11/8/2007 00:00	7311060
FMC-20	C7K020180 013	KAEVN1AA	27.3	%	0.0		1	11/7/2007 - 11/8/2007 00:00	7311060
FMC-21	C7K020180 014	KAEV01AA	75.7	%	0.0		1	11/7/2007 - 11/8/2007 00:00	7311060
FMC-22	C7K020180 015	KAEV31AA	75.2	%	0.0		1	11/7/2007 - 11/8/2007 00:00	7311060
FMC-23	C7K020180 016	KAEV91AA	70.8	%	0.0		1	11/7/2007 - 11/8/2007 00:00	7311060
FMC-3	C7K020180 017	KAEWD1A	65.1	%	0.0		1	11/7/2007 - 11/8/2007 00:00	7311060
FMC-4	C7K020180 018	KAEWN1A	45.0	%	0.0		1	11/7/2007 - 11/8/2007 00:00	7311060

Martin State Airport, MD

Percent Solids

Lab Name: TESTAMERICA PITTSBURGH
Client Name: Tetra Tech NUS, Inc
Matrix: SOLID

Method: MCAWW 160.3 MOD
Lot Number: C7K020180

FMC-5	C7K020180 019	KAEWQ1A	25.4	%	0.0		1	11/7/2007 - 11/8/2007 00:00	7311060
FMC-6	C7K020180 020	KAEWX1A	63.5	%	0.0		1	11/7/2007 - 11/8/2007 00:00	7311060
FMC-7	C7K020180 021	KAEW11AA	25.9	%	0.0	1.0	1	11/8/2007 - 11/9/2007 06:09	7312107
FMC-8	C7K020180 022	KAEW51AA	27.0	%	0.0	1.0	1	11/8/2007 - 11/9/2007 06:09	7312107
FMC-25	C7K020180 023	KAEW91AA	26.1	%	0.0	1.0	1	11/8/2007 - 11/9/2007 06:09	7312107
FMC-26	C7K020180 024	KAEXG1AA	29.8	%	0.0	1.0	1	11/8/2007 - 11/9/2007 06:09	7312107

APPENDIX C
SUPPORT DOCUMENTATION

TestAmerica
THE LEADER IN ENVIRONMENTAL TESTING

ANALYTICAL REPORT

PROJECT NO. MARTIN STATE

Martin State Airport, MD

Lot #: C7K020180

Amy Thomson

Tetra Tech NUS Inc
Foster Plaza 7
661 Anderson Drive
Pittsburgh, PA 15220-2745

TESTAMERICA LABORATORIES, INC.

Veronica Bortot
Project Manager

December 6, 2007

CASE NARRATIVE
TETRA TECH NUS, INC.
Martin State Airport

Lot #: C7K020180

The following report contains the analytical results for samples submitted to TestAmerica Pittsburgh by Tetra Tech NUS, INC. The samples were received November 2, 2007 according to documented sample acceptance procedures.

TestAmerica Pittsburgh utilizes only USEPA approved methods and instrumentation in all analytical work. The samples presented in this report were analyzed for the parameters listed on the method reference page in accordance with the methods indicated.

Sample Receiving:
The lot closed on November 2, 2007.

If project specific QC was not required for samples contained in this report, when batch QC was completed on these samples, anomalous results will be discussed below.

GC/MS Volatiles:
All non-CCC compounds that have >15% RSD were evaluated to see if a better curve could be drawn using a quadratic curve. All compounds <30% RSD will use an average response factor curve if no visible improvement is accomplished using a quadratic curve. A quadratic curve will be used for a compound where it is determined to be the "best-fit" evaluation.

The following compounds had the %D > 25% in the calibration verification standardCC6111007; but were within the expected performance range for these compounds: 2-Butanone 28.1% and Acetone 37.3%.

The method blank for batch 7314148 had methylene chloride detected below the reporting limit but above the MDL. The result was flagged with a "J" qualifier. Any sample associated with this blank that had methylene chloride detected had the result flagged with a "B" qualifier.

The LCS associated with batch 7314148 had acetone and acetone recover high and outside of criteria. All control compounds recovered within limits.

GC/MS Semivolatiles:
The following compounds associated with ICAL S111307LL827071used a quadratic curve which had a correlation coefficient of R^2 = .990 or R = .995 or were accepted with the client and/or QA approval: 2,4,5-Trichlorophenol, 2,4,6-Tribromophenol, 2,4-Dinitrophenol, 2,4-Dinitrotoluene, 2,6-Dinitrotoluene, 2-Nitroaniline, 2-Nitrophenol, 3,3-Dichlorobenzidine, 3-Nitroaniline, 4,6-Dinitro-2-methylphenol, 4-Nitroaniline, 4-Nitrophenol, Benzaldehyde, bis(2-Ethylhexyl) phthalate, Butyl benzyl phthalate, Caprolactam, Di-n-octyl phthalate and Pentachlorophenol.

GC/MS Semivolatiles(cont.):
All non-CCC compounds that have >15% RSD were evaluated to see if a better curve could be drawn using a quadratic curve. All compounds <30% RSD will use an average response factor curve if no visible improvement is accomplished using a quadratic curve. A quadratic curve will be used for a compound where it is determined to be the "best-fit" evaluation.

The following compounds had the %D > 25% in the calibration verification standard F11280C2; but were within the expected performance range for these compounds: Hexachlorocyclopentadiene 25.2%, 2,4-Dinitrophenol 31.9%, 4-Nitroaniline 25.4% and 4,6-Dinitro-2-methylphenol 27.8%.

The following compound had the %D > 25% in the calibration verification standard S112307CCC; but was within the expected performance range for this compound: 2,4-Dinitrophenol 32.7%.

The following compound had the %D > 25% in the calibration verification standard S112707CCC; but was within the expected performance range for this compound: 2,4-Dinitrophenol 31.7%.

Due to the concentration of target compounds detected and/or matrix effect, several samples were analyzed at a dilution. Matrix effect was evident in the chromatogram.

The method blank for batch 7313027 had diethyl phthalate detected below the reporting limit but above the MDL. The result was flagged with a "J" qualifier. Any sample associated with this blank that had diethyl phthalate detected had the result flagged with a "B" qualifier.

The MS and/or MSD associated with sample FMC-15 had hexachlorocyclopentadiene and hexachloroethane recover low and outside of criteria. Acceptable LCS data demonstrates that the analytical system was operating in control; this condition is most likely due to a matrix effect.

PCBs:
There were no problems associated with the analysis.

Metals:
The method blanks had analytes detected at concentrations between the MDL and the reporting limit. The results were flagged with a "B" qualifier. Any sample associated with a method blank that had the same analyte detected had the result flagged with a "J" qualifier.

Metals cont.
For FMC-24 matrix spike and matrix spike duplicate, lead recoveries were not calculated due to the concentration of analyte in the sample being >4 times the concentration of spike added.

For FMC-24 matrix spike and matrix spike duplicate, antimony recoveries were below the control limits.

For FMC-20 matrix spike and matrix spike duplicate, lead recoveries were not calculated due to the concentration of analyte in the sample being >4 times the concentration of spike added.

For FMC-20 matrix spike and matrix spike duplicate, antimony and selenium recoveries were below the control limits.

For FMC-20 matrix spike duplicate, zinc recovery was below the control limits.

General Chemistry:
TestAmerica, Knoxville, TN analyzed the perchlorate.

Organotins:
TestAmerica, Tacoma, WA analyzed the organotins.

METHODS SUMMARY

C7K020180

PARAMETER	ANALYTICAL METHOD	PREPARATION METHOD
Hexavalent Chromium	SW846 7196A	SW846 3060A
ICP-MS (6020)	SW846 6020	SW846 3050B
Mercury in Solid Waste (Manual Cold-Vapor)	SW846 7471A	SW846 7471A
Perchlorate	EPA-DW1 314.0	EPA 314.0
PCBs by SW-846 8082	SW846 8082	SW846 3541
Semivolatile Organics GCMS BNA 8270C	SW846 8270C	
Total Residue as Percent Solids	MCAWW 160.3 MOD	MCAWW 160.3 MOD
Volatile Organics by GC/MS	SW846 8260B	SW846 5030B/826

References:

EPA-DW1 "METHODS FOR THE DETERMINATION OF ORGANIC AND INORGANIC COMPOUNDS IN DRINKING WATER," VOLUME 1, EPA 815-R-00-014.

MCAWW "Methods for Chemical Analysis of Water and Wastes", EPA-600/4-79-020, March 1983 and subsequent revisions.

SW846 "Test Methods for Evaluating Solid Waste, Physical/Chemical Methods", Third Edition, November 1986 and its updates.

C7K020180

Chain of Custody Record

STL-4124 (0901)

SEVERN TRENT **STL**

Severn Trent Laboratories, Inc.

Client: Tetra Tech NUS	Project Manager: Mike Martin	Date: 10/30/07	Chain of Custody Number: 322455
Address: 20251 Century Blvd Ste 200	Telephone Number (Area Code)/Fax Number: 301 528 3022	Lab Number:	Page 2 of 6
City: Germantown; State: MD; Zip Code: 20874	Site Contact: T. Apanavage; Lab Contact: B Hall		
Project Name and Location (State): Martin State Airport, MD Frog Mortar Creek	Carrier/Waybill Number:		
Contract/Purchase Order/Quote No.: 18001572-1			

Analysis (Attach list if more space is needed)

Sample I.D. No. and Description (Containers for each sample may be combined on one line)	Date	Time	Matrix: Air	Aqueous	Sed.	Soil	Containers & Preservatives: Unpres.	H2SO4	HNO3	HCl	NaOH	ZnAc/NaOH	Susv Metal PCB	Volatiles	Perchlorate	Organotin	Special Instructions/ Conditions of Receipt
~~FCM 11~~ FMC 11	10/30/07				X								X				4-4oz jars
~~FCM 11~~ FMC 11	10/30/07				X									X			
~~FCM 11~~ FMC 11	10/30/07				X										X		
~~FCM 11~~ FMC 11					X											X	
~~FCM 12~~ FMC 12					X								X				4-4oz jars
~~FCM 12~~ FMC 12					X									X			
~~FCM 12~~ FMC 12					X										X		
~~FCM 12~~ FMC 12					X											X	
~~FCM 13~~ FMC 13					X								X				4-4oz jars
~~FCM 13~~ FMC 13					X									X			
~~FCM 13~~ FMC 13					X										X		
~~FCM 13~~ FMC 13					X											X	

Possible Hazard Identification: ☐ Non-Hazard ☐ Flammable ☐ Skin Irritant ☐ Poison B ☒ Unknown

Sample Disposal: ☐ Return To Client ☒ Disposal By Lab ☐ Archive For ____ Months (A fee may be assessed if samples are retained longer than 1 month)

Turn Around Time Required: ☐ 24 Hours ☐ 48 Hours ☐ 7 Days ☒ 14 Days ☐ 21 Days ☐ Other ____

QC Requirements (Specify)

	Date	Time		Date	Time
1. Relinquished By: Rick [signature]	11-01-07	1550	1. Received By: [signature]	11-01-07	1600
2. Relinquished By: [signature]	11-1-07	18:30	2. Received By: V Bortot	11/2/07	9:20
3. Relinquished By:			3. Received By:		

Comments

DISTRIBUTION: WHITE - Returned to Client with Report; CANARY - Stays with the Sample; PINK - Field Copy

C7K020180

Chain of Custody Record

STL-4124 (0901)

SEVERN TRENT **STL**
Severn Trent Laboratories, Inc.

Client: Tetra Tech NUS	Project Manager: Mike Martin	Date: 10/30/07	Chain of Custody Number: 322456
Address: 20251 Century Blvd Ste 200	Telephone Number (Area Code)/Fax Number: 301 528 3022	Lab Number:	Page 3 of 6
City: Germantown; State: MD; Zip Code: 20874	Site Contact: T Apanavage; Lab Contact: B Hall		
Project Name and Location (State): Martin State Airport MD Troy Mortar Creek	Carrier/Waybill Number:		
Contract/Purchase Order/Quote No.: 18001572-1			

Sample I.D. No. and Description (Containers for each sample may be combined on one line)	Date	Time	Matrix: Air	Aqueous	Sed.	Soil	Containers & Preservatives: Unpres.	H2SO4	HNO3	HCl	NaOH	ZnAc/NaOH	Analysis (Attach list if more space is needed): SVOC Metal PCB	Volatiles	Perchlorate	Organotin	PCBs	LL SVOCs	LL VOCs	Total Metal	Dissolved Metal	Special Instructions/ Conditions of Receipt
GMS ~~FCM 14~~ FMC 14	10/30/07				X								X									4-4oz jar
~~FCM 14~~ FMC 14														X								
~~FCM 14~~ FMC 14															X							
GMS ~~FCM 14~~ FMC 14					X											X						
GMS ~~FCM 24~~ FMC 24				X			X										X					
~~FCM 24~~ FMC 24							X											X				
~~FCM 24~~ FMC 24										X									X			
~~FCM 24~~ FMC 24									X											X		
GMS ~~FCM 24~~ FMC 24									X												X	

Possible Hazard Identification: ☐ Non-Hazard ☐ Flammable ☐ Skin Irritant ☐ Poison B ☒ Unknown

Sample Disposal: ☐ Return To Client ☒ Disposal By Lab ☐ Archive For _____ Months (A fee may be assessed if samples are retained longer than 1 month)

Turn Around Time Required: ☐ 24 Hours ☐ 48 Hours ☐ 7 Days ☒ 14 Days ☐ 21 Days ☐ Other _____

QC Requirements (Specify)

	Date	Time		Date	Time
1. Relinquished By: [signature]	11-01-07	1550	1. Received By: [signature]	11-01-07	1600
2. Relinquished By:	11-1-07	18:30	2. Received By: V Bartot	11/2/07	9:20
3. Relinquished By:			3. Received By:		

Comments

DISTRIBUTION: WHITE - Returned to Client with Report; CANARY - Stays with the Sample; PINK - Field Copy

C7K020180

Chain of Custody Record

SEVERN TRENT **STL**

Severn Trent Laboratories, Inc.

STL-4124 (0901)

Client: Tetra Tech WVS	Project Manager: Mike Martin	Date: 10/31/07	Chain of Custody Number: 322460
Address: 20251 Century Blvd Ste 200	Telephone Number (Area Code)/Fax Number: 301 528 3022	Lab Number:	Page 1 of 2
City: Germantown / State: MD / Zip Code: 20874	Site Contact: Apanavage	Lab Contact: B Hall	
Project Name and Location (State): Martin State Airport MD Frog Mortar Lk	Carrier/Waybill Number:		
Contract/Purchase Order/Quote No.: 1800L572-1			

Sample I.D. No. and Description (Containers for each sample may be combined on one line)	Date	Time	Matrix: Air	Aqueous	Sed.	Soil	Containers & Preservatives: Unpres.	H2SO4	HNO3	HCl	NaOH	ZnAc/NaOH	Analysis: SVOC PCB Metal	Volatiles	Perchlorate	Organotin	PCBs	Lt. SVOCs	Lt. VOCs	Total Metal	Dissolved Metal	Special Instructions/ Conditions of Receipt
FMC 15	10/31/07				X		X						X	X	X	X						
FMC 16	10/31/07				X		X						X	X	X	X						
FMC 16			X				X			X	X		X	X	X	X	X	X	X	X	X	
FMC 17					X		X						X	X	X	X						
FMC 18					X								X	X	X	X						
FMC 18			X				X		X	X			/				X	X	X	X	X	
FMC 19					X								X	X	X	X						
FMC 20					X		X						X	X	X	X						
FMC 20			X				X		X	X							X	X	X	X	X	
FMC 21					X		X						X	X	X	X						
FMC 22					X		X						X	X	X	X						
FMC 22			X				X		X	X							X	X	X	X	X	

Possible Hazard Identification

☐ Non-Hazard ☐ Flammable ☐ Skin Irritant ☐ Poison B ☒ Unknown

Sample Disposal

☐ Return To Client ☒ Disposal By Lab ☐ Archive For _____ Months (A fee may be assessed if samples are retained longer than 1 month)

Turn Around Time Required

☐ 24 Hours ☐ 48 Hours ☐ 7 Days ☒ 14 Days ☐ 21 Days ☐ Other _____

QC Requirements (Specify)

1. Relinquished By	Date: 11-01-07	Time: 1550	1. Received By	Date: 11-01-07	Time: 1600
2. Relinquished By	Date: 11-1-07	Time: 18:30	2. Received By	Date: 11/2/07	Time: 9:20
3. Relinquished By	Date:	Time:	3. Received By	Date:	Time:

Comments

DISTRIBUTION: WHITE - Returned to Client with Report; CANARY - Stays with the Sample; PINK - Field Copy

9

(1 - 567)

Chain of Custody Record

SEVERN TRENT **STL**

Severn Trent Laboratories, Inc.

STL-4124 (0901)

Client: Tetra Tech NUS	Project Manager: Mike Martin	Date: 11/1/07	Chain of Custody Number: 322462
Address: 20251 Century Blvd Ste 200	Telephone Number (Area Code)/Fax Number: 301 528 3022	Lab Number:	Page 1 of 1
City: Germantown; State: MD; Zip Code: 20874	Site Contact: T Apanowage; Lab Contact: B Hall		
Project Name and Location (State): Martin State Airport MD Frog Mortar Creek	Carrier/Waybill Number:		
Contract/Purchase Order/Quote No.: 18001572-1			

Sample I.D. No. and Description (Containers for each sample may be combined on one line)	Date	Time	Matrix: Air	Aqueous	Sed.	Soil	Containers & Preservatives: Unpres.	H2SO4	HNO3	HCl	NaOH	ZnAc/NaOH	Analysis (Attach list if more space is needed): SVOC PCB Metal	Volatiles	Perchlorate	Organotin	PCBs	LL SVOCs	LL VOCs	Total Metal	Dissolved Metal	Special Instructions/ Conditions of Receipt
FMC 25	11/1/07				X		X						X	X	X	X						
FMC 25	" "			X			X		X	X							X	X	X	X	X	
FMC 26	" "				X		X						X	X	X	X						
FMC 26	" "			X			X		X	X							X	X	X	X	X	

Possible Hazard Identification: ☐ Non-Hazard ☐ Flammable ☐ Skin Irritant ☐ Poison B ☑ Unknown

Sample Disposal: ☐ Return To Client ☑ Disposal By Lab ☐ Archive For _____ Months (A fee may be assessed if samples are retained longer than 1 month)

Turn Around Time Required: ☐ 24 Hours ☐ 48 Hours ☐ 7 Days ☒ 14 Days ☐ 21 Days ☐ Other _____

QC Requirements (Specify)

	Date	Time		Date	Time
1. Relinquished By: Rick Samuel	11-01-07	1550	1. Received By: [signature]	11-1-07	1600
2. Relinquished By: [signature]	11-1-07	18:30	2. Received By: V Bartot	11/2/07	920
3. Relinquished By			3. Received By		

Comments

DISTRIBUTION: WHITE - Returned to Client with Report; CANARY - Stays with the Sample; PINK - Field Copy

C7K020180

Chain of Custody Record

SEVERN TRENT **STL**

Severn Trent Laboratories, Inc.

STL-4124 (0901)

Client: Tetra Tech NUS	Project Manager: Mike Martin	Date: 10/30/07	Chain of Custody Number: 322454
Address: 20251 Century Blvd Ste 200	Telephone Number (Area Code)/Fax Number: 301 528 3022	Lab Number:	Page 1 of 6
City: Germantown / State: MD / Zip Code: 20874	Site Contact: Tony Appanavage	Lab Contact: Barb Hall	
Project Name and Location (State): Martin State Airport, MD (Frog Mortar Creek-FMC)	Carrier/Waybill Number:		
Contract/Purchase Order/Quote No: 1800572-1			

Sample I.D. No. and Description (Containers for each sample may be combined on one line)	Date	Time	Matrix: Air	Aqueous	Sed.	Soil	Containers & Preservatives: Unpres.	H_2SO_4	HNO_3	HCl	NaOH	ZnAc/NaOH	Analysis: Sivac, PCB, Metal	Volatiles	Pesticides	Organotins	Special Instructions/ Conditions of Receipt
~~FCM 24~~ FMC 24	10/30/07				X		X						X				4-4oz jars
~~FCM 24~~ FMC 24	10/30/07				X		X							X			
~~FCM 24~~ FMC 24	10/30/07				X		X								X		
~~FCM 24~~ FMC 24	10/30/07				X		X									X	
~~FCM 9~~ FMC 9	10/30/07				X		X						X				4-4oz jars
~~FCM 9~~ FMC 9	10/30/07				X		X							X			
~~FCM 9~~ FMC 9	10/30/07				X		X								X		
~~FCM 9~~ FMC 9	10/30/07				X		X									X	
~~FCM 10~~ FMC 10	10/30/07				X		X						X				4-4oz jars
~~FCM 10~~ FMC 10	10/30/07				X		X							X			
~~FCM 10~~ FMC 10	10/30/07				X		X								X		
~~FCM 10~~ FMC 10	10/30/07				X		X									X	

Possible Hazard Identification

☐ Non-Hazard ☐ Flammable ☐ Skin Irritant ☐ Poison B ☒ Unknown

Sample Disposal: ☐ Return To Client ☒ Disposal By Lab ☐ Archive For _____ Months (A fee may be assessed if samples are retained longer than 1 month)

Turn Around Time Required: ☐ 24 Hours ☐ 48 Hours ☐ 7 Days ☒ ~~14~~ Days ☐ 21 Days ☐ Other _____

QC Requirements (Specify)

1. Relinquished By: Rob Samuels	Date: 11-01-07	Time: 1550	1. Received By:	Date: 11-01-07	Time: 1600
2. Relinquished By:	Date: 11-1-07	Time: 19:30	2. Received By:	Date: 11/2/07	Time: 0920
3. Relinquished By:	Date:	Time:	3. Received By:	Date:	Time:

Comments

DISTRIBUTION: WHITE - Returned to Client with Report; CANARY - Stays with the Sample; PINK - Field Copy

11

(1 - 567)

C7K020180

Chain of Custody Record

SEVERN TRENT **STL**

Severn Trent Laboratories, Inc.

STL-4124 (0901)

Client: Tetra Tech WDS	Project Manager: Mike Martin	Date: 10/31/07	Chain of Custody Number: 322461
Address: 20251 Century Blvd Ste 200	Telephone Number (Area Code)/Fax Number: 301 528 3922	Lab Number:	Page 2 of 2
City: Germantown	State: MD	Zip Code: 20874	Site Contact: T Hanavage	Lab Contact: B Hall
Project Name and Location (State): Martin State Airport MD Frog Mortar Creek	Carrier/Waybill Number:	
Contract/Purchase Order/Quote No.: 1800 1572-1		

Sample I.D. No. and Description (Containers for each sample may be combined on one line)	Date	Time	Matrix: Air	Aqueous	Sed.	Soil	Containers & Preservatives: Unpres.	H2SO4	HNO3	HCl	NaOH	ZnAc/ NaOH	Analysis: Stor PCB Metal	Volatiles	Pesticide	Organotin	PCBs	Lipids	Explosives	Total Metal	Dissolved Metal	Special Instructions/ Conditions of Receipt
FMC 23	10/31/07				X		X						X	X	X	X						
FMC 3	" "				X		X						X	X	X	X						
FMC 3 (MS)	" "			X			X		X	X			X	X	X	X	X	X	X	X	X	
FMC 4	" "				X		X						X	X	X	X						
FMC 5	" "				X		X						X	X	X	X						
FMC 5	" "			X			X		X	X							X	X	X	X	X	
FMC 6	" "				X		X						X	X	X	X						
FMC 7	" "				X		X						X	X	X	X						
FMC 7	" "			X			X		X	X							X	X	X	X	X	
FMC 8	" "				X		X						X	X	X	X						

Possible Hazard Identification

☐ Non-Hazard ☐ Flammable ☐ Skin Irritant ☐ Poison B ☒ Unknown

Sample Disposal

☐ Return To Client ☒ Disposal By Lab ☐ Archive For _____ Months (A fee may be assessed if samples are retained longer than 1 month)

Turn Around Time Required

☐ 24 Hours ☐ 48 Hours ☐ 7 Days ☒ 14 Days ☐ 21 Days ☐ Other _____

QC Requirements (Specify)

1. Relinquished By: Kurt Seaman	Date: 11-01-07	Time: 1550	1. Received By:	Date: 11-01-07	Time: 1600
2. Relinquished By:	Date: 11-1-07	Time: 18:3[illegible]	2. Received By:	Date: 11/2/07	Time: 9:20
3. Relinquished By:	Date:	Time:	3. Received By:	Date:	Time:

Comments

DISTRIBUTION: WHITE - Returned to Client with Report: CANARY - Stays with the Sample; PINK - Field Copy

10

(1 - 567)

HOLDTIME

SDG C7K020180

SORT	UNITS	NSAMPLE	LAB_ID	QC_TYPE	SAMP_DATE	EXTR_DATE	ANAL_DATE	SMP_EXTR	EXTR_ANL	SMP_ANL
HG	MG/KG	FMC-24DL	C7K020180001	NM	10/30/2007	11/21/2007	11/21/2007	22	0	22
HG	MG/KG	FMC-11DL	C7K020180004	NM	10/30/2007	11/21/2007	11/21/2007	22	0	22
HG	MG/KG	FMC-12DL	C7K020180005	NM	10/30/2007	11/21/2007	11/21/2007	22	0	22
HG	MG/KG	FMC-13DL	C7K020180006	NM	10/30/2007	11/21/2007	11/21/2007	22	0	22
HG	MG/KG	FMC-14DL	C7K020180007	NM	10/30/2007	11/21/2007	11/21/2007	22	0	22
HG	MG/KG	FMC-15DL	C7K020180008	NM	10/31/2007	11/21/2007	11/21/2007	21	0	21
HG	MG/KG	FMC-16DL	C7K020180009	NM	10/31/2007	11/21/2007	11/21/2007	21	0	21
HG	MG/KG	FMC-17DL	C7K020180010	NM	10/31/2007	11/21/2007	11/21/2007	21	0	21
HG	MG/KG	FMC-18DL	C7K020180011	NM	10/31/2007	11/21/2007	11/21/2007	21	0	21
HG	MG/KG	FMC-19DL	C7K020180012	NM	10/31/2007	11/21/2007	11/21/2007	21	0	21
HG	MG/KG	FMC-10DL	C7K020180003	NM	10/30/2007	11/21/2007	11/21/2007	22	0	22
HG	MG/KG	FMC-22DL	C7K020180015	NM	10/31/2007	11/21/2007	11/21/2007	21	0	21
HG	MG/KG	FMC-21DL	C7K020180014	NM	10/31/2007	11/21/2007	11/21/2007	21	0	21
HG	MG/KG	FMC-25DL	C7K020180023	NM	10/31/2007	11/21/2007	11/21/2007	21	0	21
HG	MG/KG	FMC-26DL	C7K020180024	NM	10/31/2007	11/21/2007	11/21/2007	21	0	21

SORT	UNITS	NSAMPLE	LAB_ID	QC_TYPE	SAMP_DATE	EXTR_DATE	ANAL_DATE	SMP_EXTR	EXTR_ANL	SMP_ANL
HG	MG/KG	FMC-3DL	C7K020180017	NM	10/31/2007	11/21/2007	11/21/2007	21	0	21
HG	MG/KG	FMC-4DL	C7K020180018	NM	10/31/2007	11/21/2007	11/21/2007	21	0	21
HG	MG/KG	FMC-5DL	C7K020180019	NM	10/31/2007	11/21/2007	11/21/2007	21	0	21
HG	MG/KG	FMC-6DL	C7K020180020	NM	10/31/2007	11/21/2007	11/21/2007	21	0	21
HG	MG/KG	FMC-7DL	C7K020180021	NM	10/31/2007	11/21/2007	11/21/2007	21	0	21
HG	MG/KG	FMC-8DL	C7K020180022	NM	10/31/2007	11/21/2007	11/21/2007	21	0	21
HG	MG/KG	FMC-9DL	C7K020180002	NM	10/30/2007	11/21/2007	11/21/2007	22	0	22
HG	MG/KG	FMC-20DL	C7K020180013	NM	10/31/2007	11/21/2007	11/21/2007	21	0	21
HG	MG/KG	FMC-23DL	C7K020180016	NM	10/31/2007	11/21/2007	11/21/2007	21	0	21
M	MG/KG	FMC-23	C7K020180016	NM	10/31/2007	11/16/2007	11/24/2007	16	8	24
M	MG/KG	FMC-12	C7K020180005	NM	10/30/2007	11/16/2007	11/24/2007	17	8	25
M	MG/KG	FMC-13	C7K020180006	NM	10/30/2007	11/16/2007	11/24/2007	17	8	25
M	MG/KG	FMC-14	C7K020180007	NM	10/30/2007	11/16/2007	11/24/2007	17	8	25
M	MG/KG	FMC-15	C7K020180008	NM	10/31/2007	11/16/2007	11/24/2007	16	8	24
M	MG/KG	FMC-16	C7K020180009	NM	10/31/2007	11/16/2007	11/24/2007	16	8	24
M	MG/KG	FMC-17	C7K020180010	NM	10/31/2007	11/16/2007	11/24/2007	16	8	24
M	MG/KG	FMC-18	C7K020180011	NM	10/31/2007	11/16/2007	11/24/2007	16	8	24
M	MG/KG	FMC-19	C7K020180012	NM	10/31/2007	11/16/2007	11/24/2007	16	8	24

SORT	UNITS	NSAMPLE	LAB_ID	QC_TYPE	SAMP_DATE	EXTR_DATE	ANAL_DATE	SMP_EXTR	EXTR_ANL	SMP_ANL
M	MG/KG	FMC-20	C7K020180013	NM	10/31/2007	11/16/2007	11/24/2007	16	8	24
M	MG/KG	FMC-11	C7K020180004	NM	10/30/2007	11/16/2007	11/24/2007	17	8	25
M	MG/KG	FMC-22	C7K020180015	NM	10/31/2007	11/16/2007	11/24/2007	16	8	24
M	MG/KG	FMC-10	C7K020180003	NM	10/30/2007	11/16/2007	11/24/2007	17	8	25
M	MG/KG	FMC-24	C7K020180001	NM	10/30/2007	11/16/2007	11/24/2007	17	8	25
M	MG/KG	FMC-25	C7K020180023	NM	10/31/2007	11/16/2007	11/24/2007	16	8	24
M	MG/KG	FMC-26	C7K020180024	NM	10/31/2007	11/16/2007	11/24/2007	16	8	24
M	MG/KG	FMC-3	C7K020180017	NM	10/31/2007	11/16/2007	11/24/2007	16	8	24
M	MG/KG	FMC-4	C7K020180018	NM	10/31/2007	11/16/2007	11/24/2007	16	8	24
M	MG/KG	FMC-5	C7K020180019	NM	10/31/2007	11/16/2007	11/24/2007	16	8	24
M	MG/KG	FMC-6	C7K020180020	NM	10/31/2007	11/16/2007	11/24/2007	16	8	24
M	MG/KG	FMC-7	C7K020180021	NM	10/31/2007	11/16/2007	11/24/2007	16	8	24
M	MG/KG	FMC-8	C7K020180022	NM	10/31/2007	11/16/2007	11/24/2007	16	8	24
M	MG/KG	FMC-9	C7K020180002	NM	10/30/2007	11/16/2007	11/24/2007	17	8	25
M	MG/KG	FMC-21	C7K020180014	NM	10/31/2007	11/16/2007	11/24/2007	16	8	24
CR6	MG/KG	FMC-8DL	C7K020180022	NM	10/31/2007	11/9/2007	11/13/2007	9	4	13
CR6	MG/KG	FMC-11	C7K020180004	NM	10/30/2007	11/7/2007	11/9/2007	8	2	10
CR6	MG/KG	FMC-9	C7K020180002	NM	10/30/2007	11/7/2007	11/9/2007	8	2	10

SORT	UNITS	NSAMPLE	LAB_ID	QC_TYPE	SAMP_DATE	EXTR_DATE	ANAL_DATE	SMP_EXTR	EXTR_ANL	SMP_ANL
CR6	MG/KG	FMC-7DL	C7K020180021	NM	10/31/2007	11/9/2007	11/13/2007	9	4	13
CR6	MG/KG	FMC-6DL	C7K020180020	NM	10/31/2007	11/7/2007	11/9/2007	7	2	9
CR6	MG/KG	FMC-5DL	C7K020180019	NM	10/31/2007	11/7/2007	11/9/2007	7	2	9
CR6	MG/KG	FMC-4DL	C7K020180018	NM	10/31/2007	11/7/2007	11/9/2007	7	2	9
CR6	MG/KG	FMC-3DL	C7K020180017	NM	10/31/2007	11/7/2007	11/9/2007	7	2	9
CR6	MG/KG	FMC-26RE	C7K020180024	NM	10/31/2007	11/9/2007	11/13/2007	9	4	13
CR6	MG/KG	FMC-26DL	C7K020180024	NM	10/31/2007	11/9/2007	11/13/2007	9	4	13
CR6	MG/KG	FMC-25DL	C7K020180023	NM	10/31/2007	11/9/2007	11/13/2007	9	4	13
CR6	MG/KG	FMC-25	C7K020180023	NM	10/31/2007	11/9/2007	11/13/2007	9	4	13
CR6	MG/KG	FMC-24DL	C7K020180001	NM	10/30/2007	11/7/2007	11/9/2007	8	2	10
CR6	MG/KG	FMC-16DL	C7K020180009	NM	10/31/2007	11/7/2007	11/9/2007	7	2	9
CR6	MG/KG	FMC-10DL	C7K020180003	NM	10/30/2007	11/7/2007	11/9/2007	8	2	10
CR6	MG/KG	FMC-12DL	C7K020180005	NM	10/30/2007	11/7/2007	11/9/2007	8	2	10
CR6	MG/KG	FMC-23DL	C7K020180016	NM	10/31/2007	11/7/2007	11/9/2007	7	2	9
CR6	MG/KG	FMC-15DL	C7K020180008	NM	10/31/2007	11/7/2007	11/9/2007	7	2	9
CR6	MG/KG	FMC-13DL	C7K020180006	NM	10/30/2007	11/7/2007	11/9/2007	8	2	10
CR6	MG/KG	FMC-17DL	C7K020180010	NM	10/31/2007	11/7/2007	11/9/2007	7	2	9
CR6	MG/KG	FMC-18DL	C7K020180011	NM	10/31/2007	11/7/2007	11/9/2007	7	2	9

SORT	UNITS	NSAMPLE	LAB_ID	QC_TYPE	SAMP_DATE	EXTR_DATE	ANAL_DATE	SMP_EXTR	EXTR_ANL	SMP_ANL
CR6	MG/KG	FMC-19	C7K020180012	NM	10/31/2007	11/7/2007	11/9/2007	7	2	9
CR6	MG/KG	FMC-20	C7K020180013	NM	10/31/2007	11/7/2007	11/9/2007	7	2	9
CR6	MG/KG	FMC-21DL	C7K020180014	NM	10/31/2007	11/7/2007	11/9/2007	7	2	9
CR6	MG/KG	FMC-22DL	C7K020180015	NM	10/31/2007	11/7/2007	11/9/2007	7	2	9
CR6	MG/KG	FMC-14DL	C7K020180007	NM	10/30/2007	11/7/2007	11/9/2007	8	2	10
PCL	UG/KG	FMC-20	C7K020180013	NM	10/31/2007	11/13/2007	11/13/2007	13	0	13
PCL	UG/KG	FMC-19	C7K020180012	NM	10/31/2007	11/12/2007	11/12/2007	12	0	12
PCL	UG/KG	FMC-18	C7K020180011	NM	10/31/2007	11/12/2007	11/12/2007	12	0	12
PCL	UG/KG	FMC-17	C7K020180010	NM	10/31/2007	11/12/2007	11/12/2007	12	0	12
PCL	UG/KG	FMC-16	C7K020180009	NM	10/31/2007	11/12/2007	11/12/2007	12	0	12
PCL	UG/KG	FMC-15	C7K020180008	NM	10/31/2007	11/12/2007	11/12/2007	12	0	12
PCL	UG/KG	FMC-14	C7K020180007	NM	10/30/2007	11/12/2007	11/12/2007	13	0	13
PCL	UG/KG	FMC-12	C7K020180005	NM	10/30/2007	11/12/2007	11/12/2007	13	0	13
PCL	UG/KG	FMC-5	C7K020180019	NM	10/31/2007	11/13/2007	11/13/2007	13	0	13
PCL	UG/KG	FMC-11	C7K020180004	NM	10/30/2007	11/12/2007	11/12/2007	13	0	13
PCL	UG/KG	FMC-13	C7K020180006	NM	10/30/2007	11/12/2007	11/12/2007	13	0	13
PCL	UG/KG	FMC-22	C7K020180015	NM	10/31/2007	11/13/2007	11/13/2007	13	0	13
PCL	UG/KG	FMC-24	C7K020180001	NM	10/30/2007	11/12/2007	11/12/2007	13	0	13

SORT	UNITS	NSAMPLE	LAB_ID	QC_TYPE	SAMP_DATE	EXTR_DATE	ANAL_DATE	SMP_EXTR	EXTR_ANL	SMP_ANL
PCL	UG/KG	FMC-25	C7K020180023	NM	10/31/2007	11/13/2007	11/13/2007	13	0	13
PCL	UG/KG	FMC-26	C7K020180024	NM	10/31/2007	11/13/2007	11/13/2007	13	0	13
PCL	UG/KG	FMC-4	C7K020180018	NM	10/31/2007	11/13/2007	11/13/2007	13	0	13
PCL	UG/KG	FMC-6	C7K020180020	NM	10/31/2007	11/13/2007	11/13/2007	13	0	13
PCL	UG/KG	FMC-7	C7K020180021	NM	10/31/2007	11/13/2007	11/13/2007	13	0	13
PCL	UG/KG	FMC-8	C7K020180022	NM	10/31/2007	11/13/2007	11/13/2007	13	0	13
PCL	UG/KG	FMC-9	C7K020180002	NM	10/30/2007	11/12/2007	11/12/2007	13	0	13
PCL	UG/KG	FMC-10	C7K020180003	NM	10/30/2007	11/12/2007	11/12/2007	13	0	13
PCL	UG/KG	FMC-21	C7K020180014	NM	10/31/2007	11/13/2007	11/13/2007	13	0	13
PCL	UG/KG	FMC-3	C7K020180017	NM	10/31/2007	11/13/2007	11/13/2007	13	0	13
PCL	UG/KG	FMC-23	C7K020180016	NM	10/31/2007	11/13/2007	11/13/2007	13	0	13
PCS	%	FMC-18	C7K020180011	NM	10/31/2007	11/7/2007	11/8/2007	7	1	8
PCS	%	FMC-11	C7K020180004	NM	10/30/2007	11/7/2007	11/8/2007	8	1	9
PCS	%	FMC-12	C7K020180005	NM	10/30/2007	11/7/2007	11/8/2007	8	1	9
PCS	%	FMC-13	C7K020180006	NM	10/30/2007	11/7/2007	11/8/2007	8	1	9
PCS	%	FMC-14	C7K020180007	NM	10/30/2007	11/7/2007	11/8/2007	8	1	9
PCS	%	FMC-15	C7K020180008	NM	10/31/2007	11/7/2007	11/8/2007	7	1	8
PCS	%	FMC-10	C7K020180003	NM	10/30/2007	11/7/2007	11/8/2007	8	1	9

SORT	UNITS	NSAMPLE	LAB_ID	QC_TYPE	SAMP_DATE	EXTR_DATE	ANAL_DATE	SMP_EXTR	EXTR_ANL	SMP_ANL
PCS	%	FMC-17	C7K020180010	NM	10/31/2007	11/7/2007	11/8/2007	7	1	8
PCS	%	FMC-9	C7K020180002	NM	10/30/2007	11/7/2007	11/8/2007	8	1	9
PCS	%	FMC-19	C7K020180012	NM	10/31/2007	11/7/2007	11/8/2007	7	1	8
PCS	%	FMC-20	C7K020180013	NM	10/31/2007	11/7/2007	11/8/2007	7	1	8
PCS	%	FMC-21	C7K020180014	NM	10/31/2007	11/7/2007	11/8/2007	7	1	8
PCS	%	FMC-26	C7K020180024	NM	10/31/2007	11/8/2007	11/9/2007	8	1	9
PCS	%	FMC-16	C7K020180009	NM	10/31/2007	11/7/2007	11/8/2007	7	1	8
PCS	%	FMC-6	C7K020180020	NM	10/31/2007	11/7/2007	11/8/2007	7	1	8
PCS	%	FMC-8	C7K020180022	NM	10/31/2007	11/8/2007	11/9/2007	8	1	9
PCS	%	FMC-3	C7K020180017	NM	10/31/2007	11/7/2007	11/8/2007	7	1	8
PCS	%	FMC-5	C7K020180019	NM	10/31/2007	11/7/2007	11/8/2007	7	1	8
PCS	%	FMC-25	C7K020180023	NM	10/31/2007	11/8/2007	11/9/2007	8	1	9
PCS	%	FMC-24	C7K020180001	NM	10/30/2007	11/7/2007	11/8/2007	8	1	9
PCS	%	FMC-23	C7K020180016	NM	10/31/2007	11/7/2007	11/8/2007	7	1	8
PCS	%	FMC-7	C7K020180021	NM	10/31/2007	11/8/2007	11/9/2007	8	1	9
PCS	%	FMC-22	C7K020180015	NM	10/31/2007	11/7/2007	11/8/2007	7	1	8
PCS	%	FMC-4	C7K020180018	NM	10/31/2007	11/7/2007	11/8/2007	7	1	8
OS	%	FMC-26DL	C7K020180024	NM	10/31/2007	11/10/2007	11/28/2007	10	18	28

SAMPLE SUMMARY

C7K020180

WO #	SAMPLE#	CLIENT SAMPLE ID	SAMPLED DATE	SAMP TIME
KAEM3	001	FMC-24	10/30/07	13:50
KAERC	002	FMC-9	10/30/07	15:30
KAERF	003	FMC-10	10/30/07	14:45
KAERJ	004	FMC-11	10/30/07	14:20
KAERM	005	FMC-12	10/30/07	16:30
KAERT	006	FMC-13	10/30/07	16:30
KAER0	007	FMC-14	10/30/07	17:15
KAETX	008	FMC-15	10/31/07	09:45
KAET3	009	FMC-16	10/31/07	10:05
KAET7	010	FMC-17	10/31/07	10:20
KAEVC	011	FMC-18	10/31/07	10:50
KAEVF	012	FMC-19	10/31/07	10:55
KAEVN	013	FMC-20	10/31/07	11:10
KAEV0	014	FMC-21	10/31/07	13:30
KAEV3	015	FMC-22	10/31/07	13:50
KAEV9	016	FMC-23	10/31/07	13:55
KAEWD	017	FMC-3	10/31/07	14:35
KAEWN	018	FMC-4	10/31/07	14:50
KAEWQ	019	FMC-5	10/31/07	15:15
KAEWX	020	FMC-6	10/31/07	15:50
KAEW1	021	FMC-7	10/31/07	16:10
KAEW5	022	FMC-8	10/31/07	16:20
KAEW9	023	FMC-25	10/31/07	10:25
KAEXG	024	FMC-26	10/31/07	10:05
KAEXM	025	Trip_Blank#3	10/31/07	10:05
KAEXT	026	Trip_Blank#4	10/31/07	10:05

NOTE(S):

- The analytical results of the samples listed above are presented on the following pages.
- All calculations are performed before rounding to avoid round-off errors in calculated results.
- Results noted as "ND" were not detected at or above the stated limit.
- This report must not be reproduced, except in full, without the written approval of the laboratory.
- Results for the following parameters are never reported on a dry weight basis: color, corrosivity, density, flashpoint, ignitability, layers, odor, paint filter test, pH, porosity pressure, reactivity, redox potential, specific gravity, spot tests, solids, solubility, temperature, viscosity, and weight.

Test America Pittsburgh

- 2a -

INITIAL AND CONTINUING CALIBRATION VERIFICATION

Client: TETRA TECH **SDG No.:** C7K020180

Initial Calibration Source: Inorganic **Instrument:** ICPMS

Continuing Calibration Source: HIPUR

Sample ID	Analyte	Result mg/L	True Value mg/L	% Recovery	Acceptance Window (%R)	M	Analysis Date	Analysis Time	Run Number
ICV1			**ICV1 MET6089-07**						
	Antimony	0.0801	0.0800	100.1	90.0 - 110.0	MS	11/24/2007	4:24:	X71124A, gene
	Arsenic	0.0798	0.0800	99.7	90.0 - 110.0	MS	11/24/2007	4:24:	X71124A, gene
	Beryllium	0.0833	0.0800	104.1	90.0 - 110.0	MS	11/24/2007	4:24:	X71124A, gene
	Cadmium	0.0825	0.0800	103.1	90.0 - 110.0	MS	11/24/2007	4:24:	X71124A, gene
	Chromium	0.0802	0.0800	100.2	90.0 - 110.0	MS	11/24/2007	4:24:	X71124A, gene
	Copper	0.0808	0.0800	101.0	90.0 - 110.0	MS	11/24/2007	4:24:	X71124A, gene
	Lead	0.0786	0.0800	98.2	90.0 - 110.0	MS	11/24/2007	4:24:	X71124A, gene
	Nickel	0.0806	0.0800	100.7	90.0 - 110.0	MS	11/24/2007	4:24:	X71124A, gene
	Selenium	0.0803	0.0800	100.4	90.0 - 110.0	MS	11/24/2007	4:24:	X71124A, gene
	Silver	0.0827	0.0800	103.4	90.0 - 110.0	MS	11/24/2007	4:24:	X71124A, gene
	Thallium	0.0785	0.0800	98.1	90.0 - 110.0	MS	11/24/2007	4:24:	X71124A, gene
	Zinc	0.0840	0.0800	105.0	90.0 - 110.0	MS	11/24/2007	4:24:	X71124A, gene
CCV1			**CCV1-1 MET6093-07**						
	Antimony	0.0987	0.1000	98.7	90.0 - 110.0	MS	11/24/2007	4:44:	X71124A, gene
	Arsenic	0.1006	0.1000	100.6	90.0 - 110.0	MS	11/24/2007	4:44:	X71124A, gene
	Beryllium	0.1000	0.1000	100.0	90.0 - 110.0	MS	11/24/2007	4:44:	X71124A, gene
	Cadmium	0.1009	0.1000	100.9	90.0 - 110.0	MS	11/24/2007	4:44:	X71124A, gene
	Chromium	0.1008	0.1000	100.8	90.0 - 110.0	MS	11/24/2007	4:44:	X71124A, gene
	Copper	0.1012	0.1000	101.2	90.0 - 110.0	MS	11/24/2007	4:44:	X71124A, gene
	Lead	0.1009	0.1000	100.9	90.0 - 110.0	MS	11/24/2007	4:44:	X71124A, gene
	Nickel	0.0996	0.1000	99.6	90.0 - 110.0	MS	11/24/2007	4:44:	X71124A, gene
	Selenium	0.0994	0.1000	99.4	90.0 - 110.0	MS	11/24/2007	4:44:	X71124A, gene
	Silver	0.0980	0.1000	98.0	90.0 - 110.0	MS	11/24/2007	4:44:	X71124A, gene
	Thallium	0.1004	0.1000	100.4	90.0 - 110.0	MS	11/24/2007	4:44:	X71124A, gene
	Zinc	0.1084	0.1000	108.4	90.0 - 110.0	MS	11/24/2007	4:44:	X71124A, gene

Test America Pittsburgh
- 2a -
INITIAL AND CONTINUING CALIBRATION VERIFICATION

Client: TETRA TECH **SDG No.:** C7K020180

Initial Calibration Source: Inorganic **Instrument:** ICPMS

Continuing Calibration Source: HIPUR

Sample ID	Analyte	Result mg/L	True Value mg/L	% Recovery	Acceptance Window (%R)	M	Analysis Date	Analysis Time	Run Number
CCV2			**CCV1-2**						
	Antimony	0.0988	0.1000	98.8	90.0 - 110.0	MS	11/24/2007	5:39:	X71124A, gene
	Arsenic	0.0981	0.1000	98.1	90.0 - 110.0	MS	11/24/2007	5:39:	X71124A, gene
	Beryllium	0.1017	0.1000	101.7	90.0 - 110.0	MS	11/24/2007	5:39:	X71124A, gene
	Cadmium	0.1026	0.1000	102.6	90.0 - 110.0	MS	11/24/2007	5:39:	X71124A, gene
	Chromium	0.1009	0.1000	100.9	90.0 - 110.0	MS	11/24/2007	5:39:	X71124A, gene
	Copper	0.1000	0.1000	100.0	90.0 - 110.0	MS	11/24/2007	5:39:	X71124A, gene
	Lead	0.0994	0.1000	99.4	90.0 - 110.0	MS	11/24/2007	5:39:	X71124A, gene
	Nickel	0.0990	0.1000	99.0	90.0 - 110.0	MS	11/24/2007	5:39:	X71124A, gene
	Selenium	0.0972	0.1000	97.2	90.0 - 110.0	MS	11/24/2007	5:39:	X71124A, gene
	Silver	0.1016	0.1000	101.6	90.0 - 110.0	MS	11/24/2007	5:39:	X71124A, gene
	Thallium	0.0994	0.1000	99.4	90.0 - 110.0	MS	11/24/2007	5:39:	X71124A, gene
	Zinc	0.1077	0.1000	107.7	90.0 - 110.0	MS	11/24/2007	5:39:	X71124A, gene
CCV3			**CCV1-3**						
	Antimony	0.1003	0.1000	100.3	90.0 - 110.0	MS	11/24/2007	6:37:	X71124A, gene
	Arsenic	0.0984	0.1000	98.4	90.0 - 110.0	MS	11/24/2007	6:37:	X71124A, gene
	Beryllium	0.0959	0.1000	95.9	90.0 - 110.0	MS	11/24/2007	6:37:	X71124A, gene
	Cadmium	0.1025	0.1000	102.5	90.0 - 110.0	MS	11/24/2007	6:37:	X71124A, gene
	Chromium	0.0987	0.1000	98.7	90.0 - 110.0	MS	11/24/2007	6:37:	X71124A, gene
	Copper	0.0978	0.1000	97.8	90.0 - 110.0	MS	11/24/2007	6:37:	X71124A, gene
	Lead	0.0991	0.1000	99.1	90.0 - 110.0	MS	11/24/2007	6:37:	X71124A, gene
	Nickel	0.0975	0.1000	97.5	90.0 - 110.0	MS	11/24/2007	6:37:	X71124A, gene
	Selenium	0.0966	0.1000	96.6	90.0 - 110.0	MS	11/24/2007	6:37:	X71124A, gene
	Silver	0.1018	0.1000	101.8	90.0 - 110.0	MS	11/24/2007	6:37:	X71124A, gene
	Thallium	0.0987	0.1000	98.7	90.0 - 110.0	MS	11/24/2007	6:37:	X71124A, gene
	Zinc	0.1081	0.1000	108.1	90.0 - 110.0	MS	11/24/2007	6:37:	X71124A, gene

Test America Pittsburgh
- 2a -
INITIAL AND CONTINUING CALIBRATION VERIFICATION

Client: TETRA TECH **SDG No.:** C7K020180

Initial Calibration Source: Inorganic **Instrument:** ICPMS

Continuing Calibration Source: HIPUR

Sample ID	Analyte	Result mg/L	True Value mg/L	% Recovery	Acceptance Window (%R)	M	Analysis Date	Analysis Time	Run Number
CCV4			CCV1-4						
	Antimony	0.0988	0.1000	98.8	90.0 - 110.0	MS	11/24/2007	7:32:	X71124A, gene
	Arsenic	0.0991	0.1000	99.1	90.0 - 110.0	MS	11/24/2007	7:32:	X71124A, gene
	Beryllium	0.0963	0.1000	96.3	90.0 - 110.0	MS	11/24/2007	7:32:	X71124A, gene
	Cadmium	0.1017	0.1000	101.7	90.0 - 110.0	MS	11/24/2007	7:32:	X71124A, gene
	Chromium	0.0995	0.1000	99.5	90.0 - 110.0	MS	11/24/2007	7:32:	X71124A, gene
	Copper	0.0993	0.1000	99.3	90.0 - 110.0	MS	11/24/2007	7:32:	X71124A, gene
	Lead	0.0988	0.1000	98.8	90.0 - 110.0	MS	11/24/2007	7:32:	X71124A, gene
	Nickel	0.0973	0.1000	97.3	90.0 - 110.0	MS	11/24/2007	7:32:	X71124A, gene
	Selenium	0.0972	0.1000	97.2	90.0 - 110.0	MS	11/24/2007	7:32:	X71124A, gene
	Silver	0.1008	0.1000	100.8	90.0 - 110.0	MS	11/24/2007	7:32:	X71124A, gene
	Thallium	0.0983	0.1000	98.3	90.0 - 110.0	MS	11/24/2007	7:32:	X71124A, gene
	Zinc	0.1080	0.1000	108.0	90.0 - 110.0	MS	11/24/2007	7:32:	X71124A, gene
CCV5			CCV1-5						
	Antimony	0.0988	0.1000	98.8	90.0 - 110.0	MS	11/24/2007	8:27:	X71124A, gene
	Arsenic	0.0989	0.1000	98.9	90.0 - 110.0	MS	11/24/2007	8:27:	X71124A, gene
	Beryllium	0.0960	0.1000	96.0	90.0 - 110.0	MS	11/24/2007	8:27:	X71124A, gene
	Cadmium	0.1017	0.1000	101.7	90.0 - 110.0	MS	11/24/2007	8:27:	X71124A, gene
	Chromium	0.0992	0.1000	99.2	90.0 - 110.0	MS	11/24/2007	8:27:	X71124A, gene
	Copper	0.0992	0.1000	99.2	90.0 - 110.0	MS	11/24/2007	8:27:	X71124A, gene
	Lead	0.0976	0.1000	97.6	90.0 - 110.0	MS	11/24/2007	8:27:	X71124A, gene
	Nickel	0.0977	0.1000	97.7	90.0 - 110.0	MS	11/24/2007	8:27:	X71124A, gene
	Selenium	0.0973	0.1000	97.3	90.0 - 110.0	MS	11/24/2007	8:27:	X71124A, gene
	Silver	0.1009	0.1000	100.9	90.0 - 110.0	MS	11/24/2007	8:27:	X71124A, gene
	Thallium	0.0974	0.1000	97.4	90.0 - 110.0	MS	11/24/2007	8:27:	X71124A, gene
	Zinc	0.1097	0.1000	109.7	90.0 - 110.0	MS	11/24/2007	8:27:	X71124A, gene

Test America Pittsburgh
- 2a -
INITIAL AND CONTINUING CALIBRATION VERIFICATION

Client: TETRA TECH **SDG No.:** C7K020180

Initial Calibration Source: Inorganic **Instrument:** ICPMS

Continuing Calibration Source: HIPUR

Sample ID	Analyte	Result mg/L	True Value mg/L	% Recovery	Acceptance Window (%R)	M	Analysis Date	Analysis Time	Run Number
CCV6			CCV1-6						
	Antimony	0.1005	0.1000	100.5	90.0 - 110.0	MS	11/24/2007	9:22:	X71124A, gene
	Arsenic	0.0981	0.1000	98.1	90.0 - 110.0	MS	11/24/2007	9:22:	X71124A, gene
	Beryllium	0.0966	0.1000	96.6	90.0 - 110.0	MS	11/24/2007	9:22:	X71124A, gene
	Cadmium	0.1034	0.1000	103.4	90.0 - 110.0	MS	11/24/2007	9:22:	X71124A, gene
	Chromium	0.0985	0.1000	98.5	90.0 - 110.0	MS	11/24/2007	9:22:	X71124A, gene
	Copper	0.0963	0.1000	96.3	90.0 - 110.0	MS	11/24/2007	9:22:	X71124A, gene
	Lead	0.0988	0.1000	98.8	90.0 - 110.0	MS	11/24/2007	9:22:	X71124A, gene
	Nickel	0.0950	0.1000	95.0	90.0 - 110.0	MS	11/24/2007	9:22:	X71124A, gene
	Selenium	0.0955	0.1000	95.5	90.0 - 110.0	MS	11/24/2007	9:22:	X71124A, gene
	Silver	0.1014	0.1000	101.4	90.0 - 110.0	MS	11/24/2007	9:22:	X71124A, gene
	Thallium	0.0984	0.1000	98.4	90.0 - 110.0	MS	11/24/2007	9:22:	X71124A, gene
	Zinc	0.1074	0.1000	107.4	90.0 - 110.0	MS	11/24/2007	9:22:	X71124A, gene

TestAmerica Pittsburgh

Metals Data Reporting Form

Initial Calibration Verification Standar

Instrument: CVAA **Units:** ug/L

Chart Number: G71121A.PRN **Acceptable Range:** 90% - 110%

Standard Source: Ultra **Standard ID:** MET6444-07

Element	WL/ Mass	True Conc	ICV6-1 11/21/2007 7:56 AM Found	% Rec	Found	% Rec	Found	% Rec	Found	% Rec	Found	% Rec
Mercury	253.7	2.5	2.51	**100.4**								

5.04.5

Form 2A Equivalent

TestAmerica Pittsburgh

Metals Data Reporting Form

Continuing Calibration Verification

Instrument: CVAA **Units:** ug/L

Chart Number: G71121A.PRN **Acceptable Range:** 80% - 120%

Standard Source: Inorganic Ventures **Standard ID:** MET6446-07

Element	WL/ Mass	True Conc	CCV6-1 11/21/2007 8:01 AM		CCV6-2 11/21/2007 8:22 AM		CCV6-3 11/21/2007 8:42 AM		CCV6-4 11/21/2007 9:02 AM		CCV6-5 11/21/2007 9:22 AM	
			Found	% Rec	Found	% Rec	Found	% Rec	Found	% Rec	Found	% Rec
Mercury	253.7	5.0	5.05	**101.0**	5.17	**103.4**	5.06	**101.2**	5.10	**102.0**	4.98	**99.6**

TestAmerica Pittsburgh

Metals Data Reporting Form

Continuing Calibration Verification

Instrument: CVAA **Units:** ug/L

Chart Number: G71121A.PRN **Acceptable Range:** 80% - 120%

Standard Source: Inorganic Ventures **Standard ID:** MET6446-07

Element	WL/ Mass	True Conc	CCV6-6 11/21/2007 9:42 AM Found	% Rec	CCV6-7 11/21/2007 10:01 AM Found	% Rec	CCV6-8 11/21/2007 10:08 AM Found	% Rec	Found	% Rec	Found	% Rec
Mercury	253.7	5.0	4.97	**99.4**	4.99	**99.8**	5.01	**100.2**				

Test America Pittsburgh
- 2b -
CRDL STANDARD FOR AA & ICP

Client: TETRA TECH

SDG No.: C7K020180

ICPMS Standard Source: HIPUR

Instrument: ICPMS

Sample ID	Analyte	Result mg/L	True Value mg/L	% Recovery	Advisory Limits (%R)	M	Analysis Date	Analysis Time	Run Number
CRDL1			**CRI MET6090-07**						
	Antimony	0.00206	0.00200	103.0	50 - 150	MS	11/24/200	4:32:	X71124A, g
	Arsenic	0.00095	0.00100	95.0	50 - 150	MS	11/24/200	4:32:	X71124A, g
	Beryllium	0.00111	0.00100	111.0	50 - 150	MS	11/24/200	4:32:	X71124A, g
	Cadmium	0.00123	0.00100	123.0	50 - 150	MS	11/24/200	4:32:	X71124A, g
	Chromium	0.00205	0.00200	102.5	50 - 150	MS	11/24/200	4:32:	X71124A, g
	Copper	0.00215	0.00200	107.5	50 - 150	MS	11/24/200	4:32:	X71124A, g
	Lead	0.00088	0.00100	88.0	50 - 150	MS	11/24/200	4:32:	X71124A, g
	Nickel	0.00095	0.00100	95.0	50 - 150	MS	11/24/200	4:32:	X71124A, g
	Selenium	0.00440	0.00500	88.0	50 - 150	MS	11/24/200	4:32:	X71124A, g
	Silver	0.00117	0.00100	117.0	50 - 150	MS	11/24/200	4:32:	X71124A, g
	Thallium	0.00106	0.00100	106.0	50 - 150	MS	11/24/200	4:32:	X71124A, g
	Zinc	0.00593	0.00500	118.6	50 - 150	MS	11/24/200	4:32:	X71124A, g

TestAmerica Pittsburgh

Metals Data Reporting Form

Contract Required Detection Limit Standard

Instrument: CVAA **Units:** ug/L

Chart Number: G71121A.PRN **Acceptable Range:** 50% - 150%

Standard Source: Ultra **Standard ID:** MET6445-07

Element	WL/ Mass	True Conc	CRA/RLV 11/21/2007 8:00 AM Found	% Rec	Found	% Rec	Found	% Rec	Found	% Rec	Found	% Rec
Mercury	253.7	0.2	0.21	102.5								

Test America Pittsburgh
- 3a -
INITIAL AND CONTINUING CALIBRATION BLANK SUMMARY

Client: TETRA TECH

SDG No.: C7K020180

Instrument: ICPMS

Sample ID	Analyte	Result mg/L	Acceptance Limit	Conc Qual	MDL	CRQL	M	Analysis Date	Analysis Time	Run
ICB1			ICB1							
	Antimony	0.00005	+/-0.00200	U	0.00006	0.00200	MS	11/24/2007	4:28:	X71124A, gen
	Arsenic	-0.00003	+/-0.00100	U	0.00017	0.00100	MS	11/24/2007	4:28:	X71124A, gen
	Beryllium	0.00002	+/-0.00100	U	0.00005	0.00100	MS	11/24/2007	4:28:	X71124A, gen
	Cadmium	-0.00001	+/-0.00100	U	0.00009	0.00100	MS	11/24/2007	4:28:	X71124A, gen
	Chromium	-0.00001	+/-0.00200	U	0.00008	0.00200	MS	11/24/2007	4:28:	X71124A, gen
	Copper	0.00001	+/-0.00200	U	0.00009	0.00200	MS	11/24/2007	4:28:	X71124A, gen
	Lead	-0.00019	+/-0.00100	J	0.00003	0.00100	MS	11/24/2007	4:28:	X71124A, gen
	Nickel	0.00000	+/-0.00100	U	0.00007	0.00100	MS	11/24/2007	4:28:	X71124A, gen
	Selenium	-0.00016	+/-0.00500	U	0.00047	0.00500	MS	11/24/2007	4:28:	X71124A, gen
	Silver	0.00001	+/-0.00100	U	0.00002	0.00100	MS	11/24/2007	4:28:	X71124A, gen
	Thallium	0.00001	+/-0.00100	U	0.00001	0.00100	MS	11/24/2007	4:28:	X71124A, gen
	Zinc	-0.00002	+/-0.00500	U	0.00012	0.00500	MS	11/24/2007	4:28:	X71124A, gen
CCB1			CCB1							
	Antimony	0.00030	+/-0.00200	J	0.00006	0.00200	MS	11/24/2007	4:48:	X71124A, gen
	Arsenic	-0.00004	+/-0.00100	U	0.00017	0.00100	MS	11/24/2007	4:48:	X71124A, gen
	Beryllium	0.00002	+/-0.00100	U	0.00005	0.00100	MS	11/24/2007	4:48:	X71124A, gen
	Cadmium	-0.00004	+/-0.00100	U	0.00009	0.00100	MS	11/24/2007	4:48:	X71124A, gen
	Chromium	0.00002	+/-0.00200	U	0.00008	0.00200	MS	11/24/2007	4:48:	X71124A, gen
	Copper	0.00006	+/-0.00200	U	0.00009	0.00200	MS	11/24/2007	4:48:	X71124A, gen
	Lead	-0.00012	+/-0.00100	J	0.00003	0.00100	MS	11/24/2007	4:48:	X71124A, gen
	Nickel	-0.00002	+/-0.00100	U	0.00007	0.00100	MS	11/24/2007	4:48:	X71124A, gen
	Selenium	-0.00011	+/-0.00500	U	0.00047	0.00500	MS	11/24/2007	4:48:	X71124A, gen
	Silver	0.00000	+/-0.00100	U	0.00002	0.00100	MS	11/24/2007	4:48:	X71124A, gen
	Thallium	0.00002	+/-0.00100	J	0.00001	0.00100	MS	11/24/2007	4:48:	X71124A, gen
	Zinc	0.00226	+/-0.00500	J	0.00012	0.00500	MS	11/24/2007	4:48:	X71124A, gen

Test America Pittsburgh
- 3a -
INITIAL AND CONTINUING CALIBRATION BLANK SUMMARY

Client: TETRA TECH **SDG No.:** C7K020180

Instrument: ICPMS

Sample ID	Analyte	Result mg/L	Acceptance Limit	Conc Qual	MDL	CRQL	M	Analysis Date	Analysis Time	Run
CCB2			CCB2							
	Antimony	0.00031	+/-0.00200	J	0.00006	0.00200	MS	11/24/2007	5:43:	X71124A, gen
	Arsenic	0.00003	+/-0.00100	U	0.00017	0.00100	MS	11/24/2007	5:43:	X71124A, gen
	Beryllium	0.00001	+/-0.00100	U	0.00005	0.00100	MS	11/24/2007	5:43:	X71124A, gen
	Cadmium	-0.00002	+/-0.00100	U	0.00009	0.00100	MS	11/24/2007	5:43:	X71124A, gen
	Chromium	0.00004	+/-0.00200	U	0.00008	0.00200	MS	11/24/2007	5:43:	X71124A, gen
	Copper	0.00006	+/-0.00200	U	0.00009	0.00200	MS	11/24/2007	5:43:	X71124A, gen
	Lead	-0.00006	+/-0.00100	J	0.00003	0.00100	MS	11/24/2007	5:43:	X71124A, gen
	Nickel	0.00000	+/-0.00100	U	0.00007	0.00100	MS	11/24/2007	5:43:	X71124A, gen
	Selenium	0.00016	+/-0.00500	U	0.00047	0.00500	MS	11/24/2007	5:43:	X71124A, gen
	Silver	0.00000	+/-0.00100	U	0.00002	0.00100	MS	11/24/2007	5:43:	X71124A, gen
	Thallium	0.00003	+/-0.00100	J	0.00001	0.00100	MS	11/24/2007	5:43:	X71124A, gen
	Zinc	0.00321	+/-0.00500	J	0.00012	0.00500	MS	11/24/2007	5:43:	X71124A, gen
CCB3			CCB3							
	Antimony	0.00036	+/-0.00200	J	0.00006	0.00200	MS	11/24/2007	6:41:	X71124A, gen
	Arsenic	-0.00003	+/-0.00100	U	0.00017	0.00100	MS	11/24/2007	6:41:	X71124A, gen
	Beryllium	0.00001	+/-0.00100	U	0.00005	0.00100	MS	11/24/2007	6:41:	X71124A, gen
	Cadmium	0.00000	+/-0.00100	U	0.00009	0.00100	MS	11/24/2007	6:41:	X71124A, gen
	Chromium	0.00009	+/-0.00200	J	0.00008	0.00200	MS	11/24/2007	6:41:	X71124A, gen
	Copper	0.00005	+/-0.00200	U	0.00009	0.00200	MS	11/24/2007	6:41:	X71124A, gen
	Lead	-0.00002	+/-0.00100	U	0.00003	0.00100	MS	11/24/2007	6:41:	X71124A, gen
	Nickel	0.00000	+/-0.00100	U	0.00007	0.00100	MS	11/24/2007	6:41:	X71124A, gen
	Selenium	0.00013	+/-0.00500	U	0.00047	0.00500	MS	11/24/2007	6:41:	X71124A, gen
	Silver	0.00001	+/-0.00100	U	0.00002	0.00100	MS	11/24/2007	6:41:	X71124A, gen
	Thallium	0.00004	+/-0.00100	J	0.00001	0.00100	MS	11/24/2007	6:41:	X71124A, gen
	Zinc	0.00340	+/-0.00500	J	0.00012	0.00500	MS	11/24/2007	6:41:	X71124A, gen

Test America Pittsburgh
- 3a -
INITIAL AND CONTINUING CALIBRATION BLANK SUMMARY

Client: TETRA TECH **SDG No.:** C7K020180

Instrument: ICPMS

Sample ID	Analyte	Result mg/L	Acceptance Limit	Conc Qual	MDL	CRQL	M	Analysis Date	Analysis Time	Run
CCB4			CCB4							
	Antimony	0.00029	+/-0.00200	J	0.00006	0.00200	MS	11/24/2007	7:36:	X71124A, gen
	Arsenic	0.00008	+/-0.00100	U	0.00017	0.00100	MS	11/24/2007	7:36:	X71124A, gen
	Beryllium	0.00002	+/-0.00100	U	0.00005	0.00100	MS	11/24/2007	7:36:	X71124A, gen
	Cadmium	-0.00001	+/-0.00100	U	0.00009	0.00100	MS	11/24/2007	7:36:	X71124A, gen
	Chromium	0.00009	+/-0.00200	J	0.00008	0.00200	MS	11/24/2007	7:36:	X71124A, gen
	Copper	0.00008	+/-0.00200	U	0.00009	0.00200	MS	11/24/2007	7:36:	X71124A, gen
	Lead	0.00001	+/-0.00100	U	0.00003	0.00100	MS	11/24/2007	7:36:	X71124A, gen
	Nickel	0.00004	+/-0.00100	U	0.00007	0.00100	MS	11/24/2007	7:36:	X71124A, gen
	Selenium	0.00018	+/-0.00500	U	0.00047	0.00500	MS	11/24/2007	7:36:	X71124A, gen
	Silver	0.00000	+/-0.00100	U	0.00002	0.00100	MS	11/24/2007	7:36:	X71124A, gen
	Thallium	0.00002	+/-0.00100	J	0.00001	0.00100	MS	11/24/2007	7:36:	X71124A, gen
	Zinc	0.00372	+/-0.00500	J	0.00012	0.00500	MS	11/24/2007	7:36:	X71124A, gen
CCB5			CCB5							
	Antimony	0.00031	+/-0.00200	J	0.00006	0.00200	MS	11/24/2007	8:31:	X71124A, gen
	Arsenic	0.00005	+/-0.00100	U	0.00017	0.00100	MS	11/24/2007	8:31:	X71124A, gen
	Beryllium	0.00003	+/-0.00100	U	0.00005	0.00100	MS	11/24/2007	8:31:	X71124A, gen
	Cadmium	-0.00002	+/-0.00100	U	0.00009	0.00100	MS	11/24/2007	8:31:	X71124A, gen
	Chromium	0.00007	+/-0.00200	U	0.00008	0.00200	MS	11/24/2007	8:31:	X71124A, gen
	Copper	0.00007	+/-0.00200	U	0.00009	0.00200	MS	11/24/2007	8:31:	X71124A, gen
	Lead	-0.00002	+/-0.00100	U	0.00003	0.00100	MS	11/24/2007	8:31:	X71124A, gen
	Nickel	0.00006	+/-0.00100	U	0.00007	0.00100	MS	11/24/2007	8:31:	X71124A, gen
	Selenium	0.00002	+/-0.00500	U	0.00047	0.00500	MS	11/24/2007	8:31:	X71124A, gen
	Silver	0.00001	+/-0.00100	U	0.00002	0.00100	MS	11/24/2007	8:31:	X71124A, gen
	Thallium	0.00003	+/-0.00100	J	0.00001	0.00100	MS	11/24/2007	8:31:	X71124A, gen
	Zinc	0.00386	+/-0.00500	J	0.00012	0.00500	MS	11/24/2007	8:31:	X71124A, gen

Test America Pittsburgh
- 3a -
INITIAL AND CONTINUING CALIBRATION BLANK SUMMARY

Client: TETRA TECH

SDG No.: C7K020180

Instrument: ICPMS

Sample ID	Analyte	Result mg/L	Acceptance Limit	Conc Qual	MDL	CRQL	M	Analysis Date	Analysis Time	Run
CCB6			CCB6							
	Antimony	0.00035	+/-0.00200	J	0.00006	0.00200	MS	11/24/2007	9:26:	X71124A, gen
	Arsenic	0.00001	+/-0.00100	U	0.00017	0.00100	MS	11/24/2007	9:26:	X71124A, gen
	Beryllium	0.00003	+/-0.00100	U	0.00005	0.00100	MS	11/24/2007	9:26:	X71124A, gen
	Cadmium	-0.00003	+/-0.00100	U	0.00009	0.00100	MS	11/24/2007	9:26:	X71124A, gen
	Chromium	0.00003	+/-0.00200	U	0.00008	0.00200	MS	11/24/2007	9:26:	X71124A, gen
	Copper	0.00007	+/-0.00200	U	0.00009	0.00200	MS	11/24/2007	9:26:	X71124A, gen
	Lead	-0.00008	+/-0.00100	J	0.00003	0.00100	MS	11/24/2007	9:26:	X71124A, gen
	Nickel	0.00003	+/-0.00100	U	0.00007	0.00100	MS	11/24/2007	9:26:	X71124A, gen
	Selenium	0.00008	+/-0.00500	U	0.00047	0.00500	MS	11/24/2007	9:26:	X71124A, gen
	Silver	0.00002	+/-0.00100	U	0.00002	0.00100	MS	11/24/2007	9:26:	X71124A, gen
	Thallium	0.00004	+/-0.00100	J	0.00001	0.00100	MS	11/24/2007	9:26:	X71124A, gen
	Zinc	0.00395	+/-0.00500	J	0.00012	0.00500	MS	11/24/2007	9:26:	X71124A, gen

TestAmerica Pittsburgh

Metals Data Reporting Form

Initial Calibration Blank Results

Instrument: CVAA **Units:** ug/L

Chart Number: G71121A.PRN

Standard Source: _____ **Standard ID:** _____

Element	WL/ Mass	Report Limit	ICB1 11/21/2007 7:58 AM Found	Q	Found	Q	Found	Q	Found	Q	Found	Q
Mercury	253.7	0.2	0.0	U								

5.04.5

U Result is less than the MDL
B Result is between MDL and RL

Form 3 Equivalent

TestAmerica Pittsburgh

Metals Data Reporting Form

Continuing Calibration Blank Result

Instrument: CVAA **Units:** ug/L

Chart Number: G71121A.PRN

Standard Source: _____ **Standard ID:** _____

Element	WL/ Mass	Report Limit	CCB1 11/21/2007 8:03 AM		CCB2 11/21/2007 8:24 AM		CCB3 11/21/2007 8:44 AM		CCB4 11/21/2007 9:04 AM		CCB5 11/21/2007 9:24 AM	
			Found	Q	Found	Q	Found	Q	Found	Q	Found	Q
Mercury	253.7	0.2	0.0	U	0.0	U	0.0	U	0.0	U	0.0	U

U Result is less than the MDL
B Result is between MDL and RL

Form 3 Equivalent

TestAmerica Pittsburgh

Metals Data Reporting Form

Continuing Calibration Blank Result

Instrument: CVAA **Units:** ug/L

Chart Number: G71121A.PRN

Standard Source: _____ **Standard ID:** _____

Element	WL/ Mass	Report Limit	CCB6 11/21/2007 9:44 AM Found	Q	CCB7 11/21/2007 10:02 AM Found	Q	CCB8 11/21/2007 10:09 AM Found	Q	Found	Q	Found	Q
Mercury	253.7	0.2	0.0	U	0.0	U	0.0	U				

5.04.5

U Result is less than the MDL
B Result is between MDL and RL

Form 3 Equivalent

METHOD BLANK REPORT

TOTAL Metals

Client Lot #...: C7K020180 **Matrix.....:** SOLID

PARAMETER	RESULT	REPORTING LIMIT	UNITS	METHOD	PREPARATION-ANALYSIS DATE	WORK ORDER #
MB Lot-Sample #: C7K160000-530 **Prep Batch #...:** 7320530						
Antimony	ND	0.20	mg/kg	SW846 6020	11/16-11/24/07	KCGPG1AK
		Dilution Factor: 1				
		Analysis Time..: 18:04		Analyst ID.....: 400149	Instrument ID..: ICP	
Arsenic	ND	0.10	mg/kg	SW846 6020	11/16-11/24/07	KCGPG1AC
		Dilution Factor: 1				
		Analysis Time..: 18:04		Analyst ID.....: 400149	Instrument ID..: ICP	
Beryllium	ND	0.10	mg/kg	SW846 6020	11/16-11/24/07	KCGPG1AD
		Dilution Factor: 1				
		Analysis Time..: 18:04		Analyst ID.....: 400149	Instrument ID..: ICP	
Cadmium	ND	0.10	mg/kg	SW846 6020	11/16-11/24/07	KCGPG1AE
		Dilution Factor: 1				
		Analysis Time..: 18:04		Analyst ID.....: 400149	Instrument ID..: ICP	
Chromium	**0.023 B**	**0.20**	**mg/kg**	**SW846 6020**	**11/16-11/24/07**	**KCGPG1AF**
		Dilution Factor: 1				
		Analysis Time..: 18:04		Analyst ID.....: 400149	Instrument ID..: ICP	
Copper	ND	0.20	mg/kg	SW846 6020	11/16-11/24/07	KCGPG1AG
		Dilution Factor: 1				
		Analysis Time..: 18:04		Analyst ID.....: 400149	Instrument ID..: ICP	
Lead	ND	0.10	mg/kg	SW846 6020	11/16-11/24/07	KCGPG1AJ
		Dilution Factor: 1				
		Analysis Time..: 18:04		Analyst ID.....: 400149	Instrument ID..: ICP	
Nickel	ND	0.10	mg/kg	SW846 6020	11/16-11/24/07	KCGPG1AH
		Dilution Factor: 1				
		Analysis Time..: 18:04		Analyst ID.....: 400149	Instrument ID..: ICP	
Selenium	ND	0.50	mg/kg	SW846 6020	11/16-11/24/07	KCGPG1AL
		Dilution Factor: 1				
		Analysis Time..: 18:04		Analyst ID.....: 400149	Instrument ID..: ICP	
Silver	ND	0.10	mg/kg	SW846 6020	11/16-11/24/07	KCGPG1AA
		Dilution Factor: 1				
		Analysis Time..: 18:04		Analyst ID.....: 400149	Instrument ID..: ICP	
Thallium	**0.0025 B**	**0.10**	**mg/kg**	**SW846 6020**	**11/16-11/24/07**	**KCGPG1AM**
		Dilution Factor: 1				
		Analysis Time..: 18:04		Analyst ID.....: 400149	Instrument ID..: ICP	

(Continued on next page)

METHOD BLANK REPORT

TOTAL Metals

Client Lot #...: C7K020180 **Matrix.....:** SOLID

PARAMETER	RESULT	REPORTING LIMIT	UNITS	METHOD	PREPARATION-ANALYSIS DATE	WORK ORDER #
Zinc	**0.074 B**	**0.50**	**mg/kg**	**SW846 6020**	**11/16-11/24/07**	**KCGPG1AN**
		Dilution Factor: 1				
		Analysis Time..: 18:04		Analyst ID.....: 400149	Instrument ID..: ICP	

MB Lot-Sample #: C7K160000-542 **Prep Batch #...:** 7320542

Antimony	ND	0.20	mg/kg	SW846 6020	11/16-11/24/07	KCGQV1AK
		Dilution Factor: 1				
		Analysis Time..: 19:41		Analyst ID.....: 400149	Instrument ID..: ICP	
Arsenic	**0.018 B**	**0.10**	**mg/kg**	**SW846 6020**	**11/16-11/24/07**	**KCGQV1AC**
		Dilution Factor: 1				
		Analysis Time..: 19:41		Analyst ID.....: 400149	Instrument ID..: ICP	
Beryllium	ND	0.10	mg/kg	SW846 6020	11/16-11/24/07	KCGQV1AD
		Dilution Factor: 1				
		Analysis Time..: 19:41		Analyst ID.....: 400149	Instrument ID..: ICP	
Cadmium	ND	0.10	mg/kg	SW846 6020	11/16-11/24/07	KCGQV1AE
		Dilution Factor: 1				
		Analysis Time..: 19:41		Analyst ID.....: 400149	Instrument ID..: ICP	
Chromium	**0.014 B**	**0.20**	**mg/kg**	**SW846 6020**	**11/16-11/24/07**	**KCGQV1AF**
		Dilution Factor: 1				
		Analysis Time..: 19:41		Analyst ID.....: 400149	Instrument ID..: ICP	
Copper	ND	0.20	mg/kg	SW846 6020	11/16-11/24/07	KCGQV1AG
		Dilution Factor: 1				
		Analysis Time..: 19:41		Analyst ID.....: 400149	Instrument ID..: ICP	
Lead	ND	0.10	mg/kg	SW846 6020	11/16-11/24/07	KCGQV1AJ
		Dilution Factor: 1				
		Analysis Time..: 19:41		Analyst ID.....: 400149	Instrument ID..: ICP	
Nickel	**0.016 B**	**0.10**	**mg/kg**	**SW846 6020**	**11/16-11/24/07**	**KCGQV1AH**
		Dilution Factor: 1				
		Analysis Time..: 19:41		Analyst ID.....: 400149	Instrument ID..: ICP	
Selenium	**0.14 B**	**0.50**	**mg/kg**	**SW846 6020**	**11/16-11/24/07**	**KCGQV1AL**
		Dilution Factor: 1				
		Analysis Time..: 19:41		Analyst ID.....: 400149	Instrument ID..: ICP	
Silver	ND	0.10	mg/kg	SW846 6020	11/16-11/24/07	KCGQV1AA
		Dilution Factor: 1				
		Analysis Time..: 19:41		Analyst ID.....: 400149	Instrument ID..: ICP	

(Continued on next page)

METHOD BLANK REPORT

TOTAL Metals

Client Lot #...: C7K020180 **Matrix.....:** SOLID

PARAMETER	RESULT	REPORTING LIMIT	UNITS	METHOD	PREPARATION-ANALYSIS DATE	WORK ORDER #
Thallium	ND	0.10	mg/kg	SW846 6020	11/16-11/24/07	KCGQV1AM
		Dilution Factor: 1				
		Analysis Time..: 19:41		Analyst ID.....: 400149	Instrument ID..: ICP	
Zinc	**0.24 B**	**0.50**	**mg/kg**	**SW846 6020**	**11/16-11/24/07**	**KCGQV1AN**
		Dilution Factor: 1				
		Analysis Time..: 19:41		Analyst ID.....: 400149	Instrument ID..: ICP	

MB Lot-Sample #: C7K210000-029 **Prep Batch #...:** 7325029

Mercury	ND	0.016	mg/kg	SW846 7471A	11/21/07	KCPDK1AA
		Dilution Factor: 0.5				
		Analysis Time..: 08:05		Analyst ID.....: 031043	Instrument ID..: HGH	

MB Lot-Sample #: C7K210000-032 **Prep Batch #...:** 7325032

Mercury	ND	0.016	mg/kg	SW846 7471A	11/21/07	KCPDR1AA
		Dilution Factor: 0.5				
		Analysis Time..: 08:52		Analyst ID.....: 031043	Instrument ID..: HGH	

NOTE(S):

Calculations are performed before rounding to avoid round-off errors in calculated results.

B Estimated result. Result is less than RL.

Test America Pittsburgh

- 4 -

INTERFERENCE CHECK SAMPLE

Client: TETRA TECH **SDG No.:** C7K020180

ICS Source: EPA **Instrument ID:** ICPMS

Sample ID Analyte	WL/Mass	Result mg/L	Qual	True Value mg/L	% Recovery	Acceptance Window	Analysis Date	Analysis Time	Run Number
ICSA MET6091-07									
Antimony	121Sb	0.00025				0.0 - 0.0	11/24/2007	4:35:	X71124A, g
Arsenic	75As	-0.00004				0.0 - 0.0	11/24/2007	4:35:	X71124A, g
Beryllium	9Be	0.00003				0.0 - 0.0	11/24/2007	4:35:	X71124A, g
Cadmium	111Cd	0.00042				0.0 - 0.0	11/24/2007	4:35:	X71124A, g
Chromium	52Cr	-0.00056				0.0 - 0.0	11/24/2007	4:35:	X71124A, g
Copper	65Cu	0.00097				0.0 - 0.0	11/24/2007	4:35:	X71124A, g
Lead	208Pb	0.00008				0.0 - 0.0	11/24/2007	4:35:	X71124A, g
Nickel	60Ni	0.00045				0.0 - 0.0	11/24/2007	4:35:	X71124A, g
Selenium	82Se	-0.00033				0.0 - 0.0	11/24/2007	4:35:	X71124A, g
Silver	107Ag	0.00008				0.0 - 0.0	11/24/2007	4:35:	X71124A, g
Thallium	205Tl	0.00001				0.0 - 0.0	11/24/2007	4:35:	X71124A, g
Zinc	66Zn	0.00535				0.0 - 0.0	11/24/2007	4:35:	X71124A, g
ICSAB MET6092-07									
Antimony	121Sb	0.02127		0.02000	106.4	80 - 120%	11/24/2007	4:40:	X71124A, g
Arsenic	75As	0.02151		0.02000	107.6	80 - 120%	11/24/2007	4:40:	X71124A, g
Beryllium	9Be	0.02021		0.02000	101.0	80 - 120%	11/24/2007	4:40:	X71124A, g
Cadmium	111Cd	0.02199		0.02000	110.0	80 - 120%	11/24/2007	4:40:	X71124A, g
Chromium	52Cr	0.02080		0.02000	104.0	80 - 120%	11/24/2007	4:40:	X71124A, g
Copper	65Cu	0.02154		0.02000	107.7	80 - 120%	11/24/2007	4:40:	X71124A, g
Lead	208Pb	0.02156		0.02000	107.8	80 - 120%	11/24/2007	4:40:	X71124A, g
Nickel	60Ni	0.02134		0.02000	106.7	80 - 120%	11/24/2007	4:40:	X71124A, g
Selenium	82Se	0.05167		0.05000	103.3	80 - 120%	11/24/2007	4:40:	X71124A, g
Silver	107Ag	0.02140		0.02000	107.0	80 - 120%	11/24/2007	4:40:	X71124A, g
Thallium	205Tl	0.02156		0.02000	107.8	80 - 120%	11/24/2007	4:40:	X71124A, g
Zinc	66Zn	0.02758		0.02500	110.3	80 - 120%	11/24/2007	4:40:	X71124A, g

LABORATORY CONTROL SAMPLE DATA REPORT

TOTAL Metals

Client Lot #...: C7K020180 **Matrix.....:** SOLID

PARAMETER	SPIKE AMOUNT	MEASURED AMOUNT	UNITS	PERCNT RECVRY	METHOD	PREPARATION-ANALYSIS DATE	WORK ORDER #
LCS Lot-Sample#: C7K160000-530 **Prep Batch #...:** 7320530							
Silver	5.00	5.11	mg/kg	102	SW846 6020	11/16-11/24/07	KCGPG1AP
			Dilution Factor: 1		Analysis Time..: 18:08	Analyst ID.....: 400149	
			Instrument ID..: ICPMS				
Arsenic	4.00	3.44	mg/kg	86	SW846 6020	11/16-11/24/07	KCGPG1AQ
			Dilution Factor: 1		Analysis Time..: 18:08	Analyst ID.....: 400149	
			Instrument ID..: ICPMS				
Beryllium	5.00	4.27	mg/kg	85	SW846 6020	11/16-11/24/07	KCGPG1AR
			Dilution Factor: 1		Analysis Time..: 18:08	Analyst ID.....: 400149	
			Instrument ID..: ICPMS				
Cadmium	5.00	4.47	mg/kg	89	SW846 6020	11/16-11/24/07	KCGPG1AT
			Dilution Factor: 1		Analysis Time..: 18:08	Analyst ID.....: 400149	
			Instrument ID..: ICPMS				
Chromium	20.0	19.8	mg/kg	99	SW846 6020	11/16-11/24/07	KCGPG1AU
			Dilution Factor: 1		Analysis Time..: 18:08	Analyst ID.....: 400149	
			Instrument ID..: ICPMS				
Copper	25.0	25.4	mg/kg	102	SW846 6020	11/16-11/24/07	KCGPG1AV
			Dilution Factor: 1		Analysis Time..: 18:08	Analyst ID.....: 400149	
			Instrument ID..: ICPMS				
Nickel	50.0	49.6	mg/kg	99	SW846 6020	11/16-11/24/07	KCGPG1AW
			Dilution Factor: 1		Analysis Time..: 18:08	Analyst ID.....: 400149	
			Instrument ID..: ICPMS				
Lead	2.00	1.97	mg/kg	98	SW846 6020	11/16-11/24/07	KCGPG1AX
			Dilution Factor: 1		Analysis Time..: 18:08	Analyst ID.....: 400149	
			Instrument ID..: ICPMS				
Antimony	50.0	42.3	mg/kg	85	SW846 6020	11/16-11/24/07	KCGPG1A0
			Dilution Factor: 1		Analysis Time..: 18:08	Analyst ID.....: 400149	
			Instrument ID..: ICPMS				
Selenium	1.00	0.928	mg/kg	93	SW846 6020	11/16-11/24/07	KCGPG1A1
			Dilution Factor: 1		Analysis Time..: 18:08	Analyst ID.....: 400149	
			Instrument ID..: ICPMS				

(Continued on next page)

LABORATORY CONTROL SAMPLE DATA REPORT

TOTAL Metals

Client Lot #...: C7K020180 **Matrix.....:** SOLID

PARAMETER	SPIKE AMOUNT	MEASURED AMOUNT	UNITS	PERCNT RECVRY	METHOD	PREPARATION-ANALYSIS DATE	WORK ORDER #
Thallium	5.00	4.72	mg/kg	94	SW846 6020	11/16-11/24/07	KCGPG1A2
			Dilution Factor: 1		Analysis Time..: 18:08	Analyst ID.....: 400149	
			Instrument ID..: ICPMS				
Zinc	50.0	43.9	mg/kg	88	SW846 6020	11/16-11/24/07	KCGPG1A3
			Dilution Factor: 1		Analysis Time..: 18:08	Analyst ID.....: 400149	
			Instrument ID..: ICPMS				

LCS Lot-Sample#: C7K160000-542 **Prep Batch #...:** 7320542

Silver	5.00	5.02	mg/kg	100	SW846 6020	11/16-11/24/07	KCGQV1AP
			Dilution Factor: 1		Analysis Time..: 19:45	Analyst ID.....: 400149	
			Instrument ID..: ICPMS				
Arsenic	4.00	3.45	mg/kg	86	SW846 6020	11/16-11/24/07	KCGQV1AQ
			Dilution Factor: 1		Analysis Time..: 19:45	Analyst ID.....: 400149	
			Instrument ID..: ICPMS				
Beryllium	5.00	4.33	mg/kg	87	SW846 6020	11/16-11/24/07	KCGQV1AR
			Dilution Factor: 1		Analysis Time..: 19:45	Analyst ID.....: 400149	
			Instrument ID..: ICPMS				
Cadmium	5.00	4.50	mg/kg	90	SW846 6020	11/16-11/24/07	KCGQV1AT
			Dilution Factor: 1		Analysis Time..: 19:45	Analyst ID.....: 400149	
			Instrument ID..: ICPMS				
Chromium	20.0	19.7	mg/kg	99	SW846 6020	11/16-11/24/07	KCGQV1AU
			Dilution Factor: 1		Analysis Time..: 19:45	Analyst ID.....: 400149	
			Instrument ID..: ICPMS				
Copper	25.0	25.4	mg/kg	102	SW846 6020	11/16-11/24/07	KCGQV1AV
			Dilution Factor: 1		Analysis Time..: 19:45	Analyst ID.....: 400149	
			Instrument ID..: ICPMS				
Nickel	50.0	49.7	mg/kg	99	SW846 6020	11/16-11/24/07	KCGQV1AW
			Dilution Factor: 1		Analysis Time..: 19:45	Analyst ID.....: 400149	
			Instrument ID..: ICPMS				
Lead	2.00	1.92	mg/kg	96	SW846 6020	11/16-11/24/07	KCGQV1AX
			Dilution Factor: 1		Analysis Time..: 19:45	Analyst ID.....: 400149	
			Instrument ID..: ICPMS				
Antimony	50.0	41.9	mg/kg	84	SW846 6020	11/16-11/24/07	KCGQV1A0
			Dilution Factor: 1		Analysis Time..: 19:45	Analyst ID.....: 400149	
			Instrument ID..: ICPMS				

(Continued on next page)

LABORATORY CONTROL SAMPLE DATA REPORT

TOTAL Metals

Client Lot #...: C7K020180 **Matrix.....:** SOLID

PARAMETER	SPIKE AMOUNT	MEASURED AMOUNT	UNITS	PERCNT RECVRY	METHOD	PREPARATION-ANALYSIS DATE	WORK ORDER #
Selenium	1.00	1.00	mg/kg	100	SW846 6020	11/16-11/24/07	KCGQV1A1
			Dilution Factor: 1		Analysis Time..: 19:45	Analyst ID.....: 400149	
			Instrument ID..: ICPMS				
Thallium	5.00	4.72	mg/kg	94	SW846 6020	11/16-11/24/07	KCGQV1A2
			Dilution Factor: 1		Analysis Time..: 19:45	Analyst ID.....: 400149	
			Instrument ID..: ICPMS				
Zinc	50.0	43.5	mg/kg	87	SW846 6020	11/16-11/24/07	KCGQV1A3
			Dilution Factor: 1		Analysis Time..: 19:45	Analyst ID.....: 400149	
			Instrument ID..: ICPMS				
LCS Lot-Sample#: C7K210000-029 **Prep Batch #...:** 7325029							
Mercury	0.208	0.214	mg/kg	103	SW846 7471A	11/21/07	KCPDK1AC
			Dilution Factor: 0.5		Analysis Time..: 08:06	Analyst ID.....: 031043	
			Instrument ID..: HGHYDRA				
LCS Lot-Sample#: C7K210000-032 **Prep Batch #...:** 7325032							
Mercury	0.209	0.208	mg/kg	100	SW846 7471A	11/21/07	KCPDR1AC
			Dilution Factor: 0.5		Analysis Time..: 08:54	Analyst ID.....: 031043	
			Instrument ID..: HGHYDRA				

NOTE(S):

Calculations are performed before rounding to avoid round-off errors in calculated results.

MATRIX SPIKE SAMPLE DATA REPORT

TOTAL Metals

Client Lot #...: C7K020180 **Matrix.....:** SOLID
Date Sampled...: 10/30/07 **Date Received..:** 11/02/07

PARAMETER	SAMPLE AMOUNT	SPIKE AMT	MEASRD AMOUNT	UNITS	PERCNT RECVRY	RPD	METHOD	PREPARATION-ANALYSIS DATE	WORK ORDER #
MS Lot-Sample #: C7K020180-001 **Prep Batch #...:** 7320530									
								% Moisture.....: 79	
Antimony									
	0.44	238	117 N	mg/kg	49		SW846 6020	11/16-11/24/07	KAEM31CN
	0.44	238	129 N	mg/kg	54	9.6	SW846 6020	11/16-11/24/07	KAEM31CP
			Dilution Factor: 1						
			Analysis Time..: 18:21		Instrument ID..: ICPMS			Analyst ID.....: 400149	
			MS Run #.....: 7320265						
Arsenic									
	11.7	19.0	26.4	mg/kg	78		SW846 6020	11/16-11/24/07	KAEM31A7
	11.7	19.0	26.4	mg/kg	78	0.09	SW846 6020	11/16-11/24/07	KAEM31A8
			Dilution Factor: 1						
			Analysis Time..: 18:21		Instrument ID..: ICPMS			Analyst ID.....: 400149	
			MS Run #.....: 7320265						
Beryllium									
	1.9	23.8	21.3	mg/kg	82		SW846 6020	11/16-11/24/07	KAEM31A9
	1.9	23.8	21.6	mg/kg	83	1.5	SW846 6020	11/16-11/24/07	KAEM31CA
			Dilution Factor: 1						
			Analysis Time..: 18:21		Instrument ID..: ICPMS			Analyst ID.....: 400149	
			MS Run #.....: 7320265						
Cadmium									
	4.6	23.8	25.0	mg/kg	86		SW846 6020	11/16-11/24/07	KAEM31CC
	4.6	23.8	25.7	mg/kg	89	2.6	SW846 6020	11/16-11/24/07	KAEM31CD
			Dilution Factor: 1						
			Analysis Time..: 18:21		Instrument ID..: ICPMS			Analyst ID.....: 400149	
			MS Run #.....: 7320265						
Chromium									
	118	95.2	218	mg/kg	105		SW846 6020	11/16-11/24/07	KAEM31CE
	118	95.2	217	mg/kg	105	0.21	SW846 6020	11/16-11/24/07	KAEM31CF
			Dilution Factor: 1						
			Analysis Time..: 18:21		Instrument ID..: ICPMS			Analyst ID.....: 400149	
			MS Run #.....: 7320265						
Copper									
	271	119	385	mg/kg	96		SW846 6020	11/16-11/24/07	KAEM31CG
	271	119	382	mg/kg	93	0.73	SW846 6020	11/16-11/24/07	KAEM31CH
			Dilution Factor: 1						
			Analysis Time..: 18:21		Instrument ID..: ICPMS			Analyst ID.....: 400149	
			MS Run #.....: 7320265						

(Continued on next page)

MATRIX SPIKE SAMPLE DATA REPORT

TOTAL Metals

Client Lot #...: C7K020180 **Matrix.....:** SOLID
Date Sampled...: 10/30/07 **Date Received..:** 11/02/07

PARAMETER	SAMPLE AMOUNT	SPIKE AMT	MEASRD AMOUNT	UNITS	PERCNT RECVRY	RPD	METHOD	PREPARATION-ANALYSIS DATE	WORK ORDER #
Lead									
	112	9.52	126 NC	mg/kg			SW846 6020	11/16-11/24/07	KAEM31CL
	112	9.52	126 NC	mg/kg			SW846 6020	11/16-11/24/07	KAEM31CM
			Dilution Factor: 1						
			Analysis Time..: 18:21				Instrument ID..: ICPMS	Analyst ID.....: 400149	
			MS Run #.....: 7320265						
Nickel									
	39.3	238	255	mg/kg	91		SW846 6020	11/16-11/24/07	KAEM31CJ
	39.3	238	258	mg/kg	92	1.0	SW846 6020	11/16-11/24/07	KAEM31CK
			Dilution Factor: 1						
			Analysis Time..: 18:21				Instrument ID..: ICPMS	Analyst ID.....: 400149	
			MS Run #.....: 7320265						
Selenium									
	2.7	4.76	6.80	mg/kg	86		SW846 6020	11/16-11/24/07	KAEM31CQ
	2.7	4.76	6.38	mg/kg	77	6.4	SW846 6020	11/16-11/24/07	KAEM31CR
			Dilution Factor: 1						
			Analysis Time..: 18:21				Instrument ID..: ICPMS	Analyst ID.....: 400149	
			MS Run #.....: 7320265						
Silver									
	0.71	23.8	23.7	mg/kg	97		SW846 6020	11/16-11/24/07	KAEM31A5
	0.71	23.8	23.8	mg/kg	97	0.24	SW846 6020	11/16-11/24/07	KAEM31A6
			Dilution Factor: 1						
			Analysis Time..: 18:21				Instrument ID..: ICPMS	Analyst ID.....: 400149	
			MS Run #.....: 7320265						
Thallium									
	0.33	23.8	22.7	mg/kg	94		SW846 6020	11/16-11/24/07	KAEM31CT
	0.33	23.8	22.7	mg/kg	94	0.02	SW846 6020	11/16-11/24/07	KAEM31CU
			Dilution Factor: 1						
			Analysis Time..: 18:21				Instrument ID..: ICPMS	Analyst ID.....: 400149	
			MS Run #.....: 7320265						
Zinc									
	359	238	561	mg/kg	85		SW846 6020	11/16-11/24/07	KAEM31CV
	359	238	560	mg/kg	84	0.25	SW846 6020	11/16-11/24/07	KAEM31CW
			Dilution Factor: 1						
			Analysis Time..: 18:21				Instrument ID..: ICPMS	Analyst ID.....: 400149	
			MS Run #.....: 7320265						

NOTE(S):

Calculations are performed before rounding to avoid round-off errors in calculated results.

Results and reporting limits have been adjusted for dry weight.

NC The recovery and/or RPD were not calculated.

N Spiked analyte recovery is outside stated control limits.

MATRIX SPIKE SAMPLE DATA REPORT

TOTAL Metals

Client Lot #...: C7K020180 **Matrix.....:** SOLID
Date Sampled...: 10/31/07 **Date Received..:** 11/02/07

PARAMETER	SAMPLE AMOUNT	SPIKE AMT	MEASRD AMOUNT	UNITS	PERCNT RECVRY	RPD	METHOD	PREPARATION-ANALYSIS DATE	WORK ORDER #
MS Lot-Sample #: C7K020180-013 **Prep Batch #...:** 7320542									
								% Moisture.....: 73	
Antimony									
	0.33	183	94.4 N	mg/kg	51		SW846 6020	11/16-11/24/07	KAEVN1CH
	0.33	183	98.8 N	mg/kg	54	4.5	SW846 6020	11/16-11/24/07	KAEVN1CJ
			Dilution Factor: 1						
			Analysis Time..: 19:58		Instrument ID..: ICPMS			Analyst ID.....: 400149	
			MS Run #.....: 7320270						
Arsenic									
	10.5	14.6	22.7	mg/kg	84		SW846 6020	11/16-11/24/07	KAEVN1A2
	10.5	14.6	22.0	mg/kg	79	3.2	SW846 6020	11/16-11/24/07	KAEVN1A3
			Dilution Factor: 1						
			Analysis Time..: 19:58		Instrument ID..: ICPMS			Analyst ID.....: 400149	
			MS Run #.....: 7320270						
Beryllium									
	1.9	18.3	18.5	mg/kg	90		SW846 6020	11/16-11/24/07	KAEVN1A4
	1.9	18.3	17.8	mg/kg	86	3.9	SW846 6020	11/16-11/24/07	KAEVN1A5
			Dilution Factor: 1						
			Analysis Time..: 19:58		Instrument ID..: ICPMS			Analyst ID.....: 400149	
			MS Run #.....: 7320270						
Cadmium									
	3.8	18.3	20.3	mg/kg	90		SW846 6020	11/16-11/24/07	KAEVN1A6
	3.8	18.3	20.2	mg/kg	90	0.41	SW846 6020	11/16-11/24/07	KAEVN1A7
			Dilution Factor: 1						
			Analysis Time..: 19:58		Instrument ID..: ICPMS			Analyst ID.....: 400149	
			MS Run #.....: 7320270						
Chromium									
	118	73.2	199	mg/kg	110		SW846 6020	11/16-11/24/07	KAEVN1A8
	118	73.2	188	mg/kg	95	5.8	SW846 6020	11/16-11/24/07	KAEVN1A9
			Dilution Factor: 1						
			Analysis Time..: 19:58		Instrument ID..: ICPMS			Analyst ID.....: 400149	
			MS Run #.....: 7320270						
Copper									
	215	91.5	297	mg/kg	89		SW846 6020	11/16-11/24/07	KAEVN1CA
	215	91.5	292	mg/kg	84	1.7	SW846 6020	11/16-11/24/07	KAEVN1CC
			Dilution Factor: 1						
			Analysis Time..: 19:58		Instrument ID..: ICPMS			Analyst ID.....: 400149	
			MS Run #.....: 7320270						

(Continued on next page)

MATRIX SPIKE SAMPLE DATA REPORT

TOTAL Metals

Client Lot #...: C7K020180 **Matrix.....:** SOLID
Date Sampled...: 10/31/07 **Date Received..:** 11/02/07

PARAMETER	SAMPLE AMOUNT	SPIKE AMT	MEASRD AMOUNT	UNITS	PERCNT RECVRY	RPD	METHOD	PREPARATION-ANALYSIS DATE	WORK ORDER #
Lead									
	111	7.32	121 NC	mg/kg			SW846 6020	11/16-11/24/07	KAEVN1CF
	111	7.32	110 NC	mg/kg			SW846 6020	11/16-11/24/07	KAEVN1CG
			Dilution Factor: 1						
			Analysis Time..: 19:58		Instrument ID..: ICPMS			Analyst ID.....: 400149	
			MS Run #.....: 7320270						
Nickel									
	39.9	183	214	mg/kg	95		SW846 6020	11/16-11/24/07	KAEVN1CD
	39.9	183	215	mg/kg	95	0.25	SW846 6020	11/16-11/24/07	KAEVN1CE
			Dilution Factor: 1						
			Analysis Time..: 19:58		Instrument ID..: ICPMS			Analyst ID.....: 400149	
			MS Run #.....: 7320270						
Selenium									
	3.1	3.66	5.73 N	mg/kg	72		SW846 6020	11/16-11/24/07	KAEVN1CK
	3.1	3.66	5.42 N	mg/kg	63	5.5	SW846 6020	11/16-11/24/07	KAEVN1CL
			Dilution Factor: 1						
			Analysis Time..: 19:58		Instrument ID..: ICPMS			Analyst ID.....: 400149	
			MS Run #.....: 7320270						
Silver									
	0.81	18.3	19.2	mg/kg	101		SW846 6020	11/16-11/24/07	KAEVN1A0
	0.81	18.3	19.1	mg/kg	100	0.74	SW846 6020	11/16-11/24/07	KAEVN1A1
			Dilution Factor: 1						
			Analysis Time..: 19:58		Instrument ID..: ICPMS			Analyst ID.....: 400149	
			MS Run #.....: 7320270						
Thallium									
	0.29	18.3	18.4	mg/kg	99		SW846 6020	11/16-11/24/07	KAEVN1CM
	0.29	18.3	18.2	mg/kg	98	1.3	SW846 6020	11/16-11/24/07	KAEVN1CN
			Dilution Factor: 1						
			Analysis Time..: 19:58		Instrument ID..: ICPMS			Analyst ID.....: 400149	
			MS Run #.....: 7320270						
Zinc									
	308	183	454	mg/kg	80		SW846 6020	11/16-11/24/07	KAEVN1CP
	308	183	438 N	mg/kg	71	3.7	SW846 6020	11/16-11/24/07	KAEVN1CQ
			Dilution Factor: 1						
			Analysis Time..: 19:58		Instrument ID..: ICPMS			Analyst ID.....: 400149	
			MS Run #.....: 7320270						

NOTE(S):

Calculations are performed before rounding to avoid round-off errors in calculated results.

Results and reporting limits have been adjusted for dry weight.

NC The recovery and/or RPD were not calculated.

N Spiked analyte recovery is outside stated control limits.

MATRIX SPIKE SAMPLE EVALUATION REPORT

TOTAL Metals

Client Lot #...: C7K020180 **Matrix.....:** SOLID
Date Sampled...: 10/31/07 **Date Received..:** 11/02/07

PARAMETER	PERCENT RECOVERY	RECOVERY LIMITS	RPD	RPD LIMITS	METHOD	PREPARATION-ANALYSIS DATE	WORK ORDER #
MS Lot-Sample #: C7K020180-009 **Prep Batch #...:** 7325029						**% Moisture.....:** 27	
Mercury	106	(75 - 125)			SW846 7471A	11/21/07	KAET31A0
	104	(75 - 125)	1.8	(0-20)	SW846 7471A	11/21/07	KAET31A1

Dilution Factor: 0.69
Analysis Time..: 08:27 Instrument ID..: HGHYDRA Analyst ID.....: 031043
MS Run #.....: 7325018

NOTE(S):

Calculations are performed before rounding to avoid round-off errors in calculated results.

Results and reporting limits have been adjusted for dry weight.

MATRIX SPIKE SAMPLE DATA REPORT

TOTAL Metals

Client Lot #...: C7K020180 **Matrix.....:** SOLID
Date Sampled...: 10/31/07 **Date Received..:** 11/02/07

PARAMETER	SAMPLE AMOUNT	SPIKE AMT	MEASRD AMOUNT	UNITS	PERCNT RECVRY	RPD	METHOD	PREPARATION-ANALYSIS DATE	WORK ORDER #
MS Lot-Sample #: C7K020180-009 **Prep Batch #...:** 7325029									
								% Moisture.....: 27	
Mercury									
	0.010	0.160	0.179	mg/kg	106		SW846 7471A	11/21/07	KAET31A0
	0.010	0.160	0.176	mg/kg	104	1.8	SW846 7471A	11/21/07	KAET31A1

Dilution Factor: 0.69
Analysis Time..: 08:27 Instrument ID..: HGHYDRA Analyst ID.....: 031043
MS Run #.....: 7325018

NOTE(S):

Calculations are performed before rounding to avoid round-off errors in calculated results.

Results and reporting limits have been adjusted for dry weight.

MATRIX SPIKE SAMPLE DATA REPORT

TOTAL Metals

Client Lot #...: C7K020180 **Matrix.....:** SOLID
Date Sampled...: 10/30/07 **Date Received..:** 10/30/07

PARAMETER	SAMPLE AMOUNT	SPIKE AMT	MEASRD AMOUNT	UNITS	PERCNT RECVRY	RPD	METHOD	PREPARATION-ANALYSIS DATE	WORK ORDER #
MS Lot-Sample #: C7J310153-008 **Prep Batch #...:** 7325032									
								% Moisture.....: 40	
Mercury									
	0.029	0.153	0.178	mg/kg	97		SW846 7471A	11/21/07	J970X1A8
	0.029	0.153	0.178	mg/kg	97	0.0	SW846 7471A	11/21/07	J970X1A9

Dilution Factor: 0.55
Analysis Time..: 09:19 Instrument ID..: HGHYDRA Analyst ID.....: 031043
MS Run #.....: 7325020

NOTE(S):

Calculations are performed before rounding to avoid round-off errors in calculated results.

Results and reporting limits have been adjusted for dry weight.

Test America Pittsburgh

- 9 -

SERIAL DILUTION SAMPLE SUMMARY

Client: TETRA TECH **SDG No.:** C7K020180

Sample ID: KAEVN **Serial Dilution ID:** FMC-20L **Client ID:** FMC-20L

Batch Number: 7320542 **Prep Date:** 11/16/2007 **Matrix:** SOIL

Initial Wt/Vol: 1.00 **Final Vol:** 100.0

% Solids: 27.3 **Instrument:** ICPMS

Analyte	Init Dil	Initial Result mg/Kg	C	Init Date/Time	SD Dil	Serial Result mg/Kg	C	SD Date/Time	% Diff	Qual	SD Limits
Antimony	1	0.32625	J	11/24/2007 7:49:42	5	0.27462	J	11/24/20077:54:00	15.8		10.00 %
Arsenic	1	10.45039		11/24/2007 7:49:42	5	10.90443		11/24/20077:54:00	4.3		10.00 %
Beryllium	1	1.93775		11/24/2007 7:49:42	5	1.97181		11/24/20077:54:00	1.8		10.00 %
Cadmium	1	3.82278		11/24/2007 7:49:42	5	3.80996		11/24/20077:54:00	0.3		10.00 %
Chromium	1	118.34490		11/24/2007 7:49:42	5	116.44090		11/24/20077:54:00	1.6		10.00 %
Copper	1	215.34240		11/24/2007 7:49:42	5	210.91180		11/24/20077:54:00	2.1		10.00 %
Lead	1	110.50900		11/24/2007 7:49:42	5	104.74190		11/24/20077:54:00	5.2		10.00 %
Nickel	1	39.91212		11/24/2007 7:49:42	5	38.50239		11/24/20077:54:00	3.5		10.00 %
Selenium	1	3.10912		11/24/2007 7:49:42	5	2.34346	J	11/24/20077:54:00	24.6		10.00 %
Silver	1	0.81362		11/24/2007 7:49:42	5	0.78176	J	11/24/20077:54:00	3.9		10.00 %
Thallium	1	0.29367	J	11/24/2007 7:49:42	5	0.25632	J	11/24/20077:54:00	12.7	E	10.00 %
Zinc	1	307.76280		11/24/2007 7:49:42	5	350.97030		11/24/20077:54:00	14.0	E	10.00 %

Test America Pittsburgh

- 9 -

SERIAL DILUTION SAMPLE SUMMARY

Client: TETRA TECH **SDG No.:** C7K020180

Sample ID: KAEM3 **Serial Dilution ID:** FMC-24 DUPL **Client ID:** FMC-24 DUPL

Batch Number: ~~7311060~~ 7320530 **Prep Date:** 11/7/2007 **Matrix:** SOIL

Initial Wt/Vol: 1.00 **Final Vol:** 100.0

% Solids: 21.0 **Instrument:** ICPMS

Analyte	Init Dil	Initial Result mg/Kg	C	Init Date/Time	SD Dil	Serial Result mg/Kg	C	SD Date/Time	% Diff	Qual	SD Limits
Antimony	1	0.44000	J	11/24/2007 6:12:42	5	0.36905	J	11/24/20076:16:57	16.1		10.00 %
Arsenic	1	11.65238		11/24/2007 6:12:42	5	12.31190		11/24/20076:16:57	5.7		10.00 %
Beryllium	1	1.90286		11/24/2007 6:12:42	5	1.82619	J	11/24/20076:16:57	4.0		10.00 %
Cadmium	1	4.60095		11/24/2007 6:12:42	5	4.86905		11/24/20076:16:57	5.8		10.00 %
Chromium	1	117.52380		11/24/2007 6:12:42	5	115.97620		11/24/20076:16:57	1.3		10.00 %
Copper	1	271.09530		11/24/2007 6:12:42	5	265.47620		11/24/20076:16:57	2.1		10.00 %
Lead	1	111.85720		11/24/2007 6:12:42	5	102.47620		11/24/20076:16:57	8.4		10.00 %
Nickel	1	39.33334		11/24/2007 6:12:42	5	38.69048		11/24/20076:16:57	1.6		10.00 %
Selenium	1	2.72191		11/24/2007 6:12:42	5	2.08333	J	11/24/20076:16:57	23.5		10.00 %
Silver	1	0.70857		11/24/2007 6:12:42	5	0.70952	J	11/24/20076:16:57	0.1		10.00 %
Thallium	1	0.33143	J	11/24/2007 6:12:42	5	0.34524	J	11/24/20076:16:57	4.2		10.00 %
Zinc	1	358.61910		11/24/2007 6:12:42	5	400.23810		11/24/20076:16:57	11.6	E	10.00 %

Test America Pittsburgh
- 10 -
METHOD DETECTION LIMITS

Client: TETRA TECH

SDG No.: C7K020180

	Analyte	Mass	MDL ug/L	CRQL ug/L
ICPMS		**MDL Date:**	3/24/2007	
	Antimony	121	0.060	2
	Arsenic	75	0.17	1
	Beryllium	9	0.054	1
	Cadmium	111	0.091	1
	Chromium	52	0.08	2
	Copper	65	0.09	2
	Lead	208	0.034	1
	Nickel	60	0.1	1
	Selenium	82	0.47	5
	Silver	107	0.02	1
	Thallium	205	0.014	1
	Zinc	66	0.12	5

TestAmerica Pittsburgh

Metals Data Reporting Form

Instrument Detection Limits

Instrument: CVAA **Units:** ppb

Element	Wavelength	Reporting Limit	MDL	Date of MDL
Mercury	253.700	0.2	0.043	3/15/2007

Test America Pittsburgh

- 12 -

LINEAR RANGES

Client: TETRA TECH **SDG No.:** C7K020180

Contract: **Lab Code:** STL Pitt **Case No.:** **SAS No.:**

Instrument ID: ICPMS **Date:** 4/1/2007

Analyte	LDR ug/L
Antimony	12500
Arsenic	4500
Beryllium	7500
Cadmium	12500
Chromium	12500
Copper	12500
Lead	12500
Nickel	12500
Selenium	4500
Silver	2500
Thallium	12500
Zinc	12500

TestAmerica Pittsburgh

Metals Data Reporting Form

Linear Dynamic Ranges

Instrument: CVAA **Units:** ppb

Element	Wavelength /Mass	Linear Range	Date of Linear Range
Mercury	253.70	10	3/15/2007

Test America Pittsburgh

14 - IN

ICP-MS Tune

Lab Name: Test America Pittsburgh Contract:

Lab Code: STL Pitt Case No.: NRAS No.: SDG NO.: C7K020180

ICP-MS Instrument ID: ICPMS Date: 11/24/2007

Element - Mass	Avg. Measured Mass (amu)	Avg. Peak Width at 5% Peak Height (amu)	%RSD
Be_9	8.96218	0.75000	2.1680
Mg_24	24.015041	0.81000	3.3710
Mg_25	25.03583	0.81000	4.4890
Mg_26	26.01259	0.83000	3.1050
Co_59	58.983189	0.85000	0.5340
In_113	112.874404	0.82000	1.0040
In_115	114.89387	0.84000	0.4170
Ce_140	139.895441	0.84000	0.3270
Pb_206	205.984457	0.78000	0.5550
Pb_207	206.985876	0.80000	0.6030
Pb_208	207.986639	0.78000	0.6630

Comments:

TestAmerica Pittsburgh *Metals Preparation Log*

Batch No. 7320530

v1.0.5 - Last Revised 12/30/2005

Method 6020 Soil	**Matrix** Solid	**Start Time** -16:10	**SDG** -
Analyst -Stacey Green	**Date** -11/16/2007	**Lot Numbers**	
MS STLPA-MS-C, STLPA-MS-ICPMS		C7K020180	
Lab Lot # -met 5328-07, 5327-07			
Analyst Sign: Stacey Green			

Sample ID	Initial Wt/Vol g/mL	Final Vol mL	Comments
KAEM3	1.00g	100mL	SG 11/16/07
KAEM3 S			+1.0mL MS-ICPMS+C
KAEM3 D			+1.0mL MS-ICPMS+C
KAER0			
KAERC			
KAERF			
KAERJ			
KAERM			
KAERT			
KAET3			
KAET7			
KAETX			
KAEVC			
KAEVF			SG 11/16/07
KCGPG B	1.00g chips		
KCGPG C			+1.0mL MS-ICPMS+C
			SG 11/16/07

SAMPLE CODING: B-Blank C-Check L-Check Duplicate S-Matrix Spike D-Matrix Spike Duplicate X-Sample Duplicate

NOTE: Samples marked with an asterisk (*) required filtration after digestion and prior to analysis
Samples marked with a plus sign (+) required additional Conc.HNO3 in digestion process, brown fumes were observed

Reagents:
10 ml conc. optima HCl, E09429, Mallinckrodt
5 ml Conc HNO3, 6901E09797, JT Baker
10 ml 1:1 optima HNO3, Met 6172-07, Stds. Log
10 ml 30% H2O2, 5240C42H15, Mallinckrodt

Minimum digestion times have been met (analyst initials): SG

Hot Plate/Block Temp	Correction Factor
#4 95°C	-0.8°C

Digestate(s)	Date	Time	(Received)	Analyst	Location	Date	Time	(Relinquished)	Analyst	Location
All Above	11/16/07	19:00		SG	PR	11/16/07	19:05		SG	C7
All Above	11-24-07	1525	WR	MET103	C7	11-24-07	1820	WR	MET103	C7

	Lot Number	Manufacturer	Pipet #: J0450H
Initial Digestion Vessel:	A706LP019	Environmental Express	**Balance #:** C94817
Final Digestion Vessel:	070821	Corning	Printed on: 16-Nov-07 7:09:36 PM
Filter Paper:	H11191514	Whatman	

Reviewed By: [signature] **Date:** 11/16/07

MET-90-7320530 (5001-5227)

C7K020180

5219

TestAmerica Pittsburgh *Metals Preparation Log*

Batch No. 7320542

v1.0.5 - Last Revised 12/30/2005

Method 6020 Soil	**Matrix** Solid	**Start Time** -17:15	**SDG** -
Analyst -Stacey Green	**Date** -11/16/2007	**Lot Numbers** C7K020180	
MS STLPA-MS-C, STLPA-MS-ICPMS			
Lab Lot # -met 5328-07, 5327-07			
Analyst Sign: Stacey Green			

Sample ID	Initial Wt/Vol g/mL	Final Vol mL	Comments
* KAEV0	1.00g	100 mL	
KAEV3			
KAEV9			
KAEVN			SG 11/16/07
KAEVN S			+ 1.0 mL MS-ICPMS +C
KAEVN D			+ 1.0 mL MS-ICPMS +C
KAEW1			
KAEW5			
KAEW9			
KAEWD			
KAEWN			
KAEWQ			
KAEWX			
KAEXG			SG 11/16/07
KCGQV B	1.00g chips		
KCGQV C			+ 1.0 mL MS-ICPMS +C
			SG 11/16/07

SAMPLE CODING: B-Blank C-Check L-Check Duplicate S-Matrix Spike D-Matrix Spike Duplicate X-Sample Duplicate

NOTE: Samples marked with an asterisk (*) required filtration after digestion and prior to analysis
Samples marked with a plus sign (+) required additional Conc.HNO3 in digestion process, brown fumes were observed

Reagents:
10 ml conc. optima HCl, E09429, Mallinckrodt
5 ml Conc HNO3, 6901E09797, JT Baker
10 ml 1:1 optima HNO3, Met 6172-07, Stds. Log
10 ml 30% H2O2, 5240C42H15, Mallinckrodt

Minimum digestion times have been met (analyst initials): SG

Hot Plate/Block Temp	Correction Factor
#3 95°	-0.4°C

Digestate(s)	Date	Time	(Received)	Analyst	Location	Date	Time	(Relinquished)	Analyst	Location
All Above	11/16/07	19:00		SG	PR	11/16/07	19:05		SG	C7
All Above	11-24-07	1525		WTR	MET103 C7	11-24-07	1820	WTR	MET103	C7

	Lot Number	Manufacturer	
Initial Digestion Vessel:	A706LP019	Environmental Express	**Pipet #:** J0450H
Final Digestion Vessel:	070821	Corning	**Balance #:** C94817
Filter Paper:	H11191514	Whatman	Printed on: 16-Nov-07 7:08:32 PM

Reviewed By: [signature] **Date:** 11/16/07 **MET-90-7320542**

TestAmerica Pit irgh

Mercury Digestion Log v2 8/11/06

Method(s) 7471A

Logbook ID: MT2343

Digestion Start Time: 05:50 | Digestion End Time: 06:05 | Filter Paper Manufacturer / Lot#: M11915148 | Balance ID: C94817

	Sample ID	Date Received	Prep Date	Prepared by	Wt/ Volume	Sample Type	Run Date	Comments
1.	STD0	N/A	11-21-07	WAH	100ml	WATER	11-21-07	N/A
2.	STD1	↓	↓	↓	↓	↓	↓	MET6439-07
3.	STD2							6440-07
4.	STD3							6441-07
5.	STD4							6442-07
6.	STD5							6443-07
7.	ICV							↓ 6444-07
8.	ICB							N/A
9.	CRA/RLV							MET6445-07
10.	CCV							↓ 6446-07
11.	CCB				↓			N/A
12. *	KCADKB				1.20g DIH2O			↓
13.	KCPDKC	↓			100ml	↓		MET6447-07
14.	KAEM3	11-2-07			1.20g	SOIL		N/A
15.	KAERC							
16.	KAERF							
17.	KAERJ							
18.	KAERM							
19.	KAERT							
20.	KAERO				↓			
21.	KAETX				0.86g			
22.	KAET3				↓ 0.86g			↓
23.	KAET35			WAH 11-21-07	~~0.92g~~ 0.86g			1ml MET6437-07
24.	KAET3D				~~1.20g~~			↓
25.	KAET7	↓	↓	↓	↓ 0.92g	↓	↓	N/A

Reagents	Volume (mL)	Reference Number	
HNO3	2.0ml	MALLINCHRODT	E23038
H2SO4	5.0ml	↓	E18028
KMNO4	5.0ml	MET6351-07	
K2S2O4	8.0ml	6324-07	
NaCL NH2OH Additional volumes indicated per sample as necessary	6.0ml	6329-07	
Stannous Chloride	N/A	6116-07	

Autoclave pressure: 15PSI

Autoclave Temperature: 120°C

Waterbath temperature:

Thermometer ID:

Extract(s) (record line # from above)	Date	Time	Extract(s) Received	Analyst	Location	Date	Time	Extract(s) Relinquished	Analyst	Location
			WAH 11-21-07							

printed on: 16-Nov-07 10:58:11 AM

*-Sample required filtration step after digestion

(5001-5227)

5221

C7K020180

TestAmerica Pi urgh

Mercury Digestion Log v2 8/11/06

Method(s) 7471A

Logbook ID: MT2343

Digestion Start Time: 05:50 | Digestion End Time: 06:05 | Filter Paper Manufacturer / Lot#: H11915148 | Balance ID: C94817

	Sample ID	Date Received	Prep Date	Prepared by	Wt/ Volume	Sample Type	Run Date	Comments
1.	* KAEVC	11-2-07	11-21-07	WAH	1.20g	Soil	11-21-07	N/A
2.	KAEVF							
3.	KAEVN							
4.	KAEWO				0.80g			
5.	KAEV3							
6.	KAEV9				0.86g			
7.	* KAEWD				0.92g			
8.	KAEWH				1.20g			
9.	KAEWQ							
10.	KAEWX				1.20g			
11.	KCPDRB	N/A			1.20g DIL 20	WATER		
12.	KCPDRC				100ml			MET6448-07
13.	KAEW1	11-2-07			1.20g	Soil		N/A
14.	KAEW5							
15.	KAEW9							
16.	KAEXG							
17.	J97WV	10-31-07						
18.	J97XQ							
19.	J97XR							
20.	J97XT							
21.	J970K							
22.	J970M							
23.	J970T							
24.	J970X				1.09g			
25.	J970X5							1ml MET6437-07

Reagents	Volume (mL)	Reference Number	
HNO3	2.0ml	MALLINCKRODT	E23038
H2SO4	5.0ml		E18028
KMNO4	5.0ml	MET 6351-07	
K2S2O4	8.0ml		6354-07
NaCL NH2OH Additional volumes indicated per sample as necessary	6.0ml		6324-07
Stannous Chloride	N/A		6116-07

Autoclave pressure: 15 PSI

Autoclave Temperature: 120°C

Waterbath temperature:

Thermometer ID:

Extract(s) (record line # from above)	Date	Time	Extract(s) Received	Analyst	Location	Date	Time	Extract(s) Relinquished	Analyst	Location
			WAH 11-21-07							

printed on: 16-Nov-07 10:58:11 AM

*-Sample required filtration step after digestion

(5001-5227)

5222

C7K020180

TestAmerica Pi. ırgh

Mercury Digestion Log v2 8/11/06

Method(s) 7471A

Logbook ID: MT2343

Digestion Start Time: 05:50	Digestion End Time: 06:05	Filter Paper Manufacturer / Lot#: H119151 4B	Balance ID: C94817

	Sample ID	Date Received	Prep Date	Prepared by	Wt/ Volume	Sample Type	Run Date	Comments
1.	* J970XD	10-31-07	11-21-07	WAH	1.20g	SOIL	11-21-07	1 ml MET 6437-07
2.	J9700							N/A
3.	J9701							
4.	J9704							
5.	J9706							
6.	J9709							
7.	J971D				0.92g			
8.	* KCPDXB	N/A			0.6g DIH2O	WATER		
9.	KCPDXC				100ml			MET 6449-07
10.	KAE6J	11-2-07			0.6g	SOIL		N/A
11.	KAE6X							
12.	* KAE61							
13.	KAE615							1 ml MET 6437-07
14.	KAE61D							
15.	KAE64							N/A
16.	KAE69							
17.	KAE7A							
18.	KAE7D							
19.	KAE7F							
20.	KAE7H							
21.								
22.								
23.				WAH 11-21-07				
24.								
25.								

Reagents	Volume (mL)	Reference Number	
HNO3	2.0ml	MALLINCKRODT	E23038
H2SO4	5.0ml		E18028
KMNO4	5.0ml	MET 6351-07	
K2S2O4	8.0ml	6394-07	
NaCL NH2OH Additional volumes indicated per sample as necessary	6.0ml	6324-07	
Stannous Chloride	N/A	6116-07	

Autoclave pressure: 15PSI

Autoclave Temperature: 120°C

Waterbath temperature: ——

Thermometer ID: ——

Extract(s) (record line # from above)	Date	Time	Extract(s) Received	Analyst	Location	Date	Time	Extract(s) Relinquished	Analyst	Location
				WAH 11-21-07						

printed on: 16-Nov-07 10:58:11 AM

*-Sample required filtration step after digestion

(5001-5227)
5223
C7K020180

Sample List

11-26-07

No	Label	Type	Weight	Rack	Row	Col	Height
1	PERFORMANCE REPORT	Instrument Setup	1.000	1	1	1	155
2	STD1	Blank	1.000	0	1	1	155
3	STD2X MET6087-07	Fully Quant Standard	1.000	0	1	2	155
4	STD3X MET6088-07	Fully Quant Standard	1.000	0	1	3	155
5	ICV1 MET6089-07	QC Sample	1.000	0	1	5	155
6	ICB1	QC Sample	1.000	0	1	1	155
7	CRI MET6090-07	QC Sample	1.000	0	1	6	155
8	ICSA MET6091-07	QC Sample	1.000	0	1	7	155
9	ICSAB MET6092-07	QC Sample	1.000	0	1	8	155
10	CCV1-1 MET6093-07	QC Sample	1.000	0	1	4	155
11	CCB1	QC Sample	1.000	0	1	1	155
12	KCCX0B	Unknown	1.000	1	1	2	155
13	KCCX0C	Unknown	1.000	1	1	3	155
14	KANKL	Unknown	1.000	1	1	4	155
15	KANKLP5	Unknown	1.000	1	1	5	155
16	KANKLS	Unknown	1.000	1	1	6	155
17	KANKLD	Unknown	1.000	1	1	7	155
18	KANK3	Unknown	1.000	1	1	8	155
19	KCJJ9B	Unknown	1.000	1	1	9	155
20	KCJJ9C	Unknown	1.000	1	1	10	155
21	KCE02	Unknown	1.000	1	1	11	155
22	CCV1-2	QC Sample	1.000	0	1	4	155
23	CCB2	QC Sample	1.000	0	1	1	155
24	KCE02P5	Unknown	1.000	1	1	12	155
25	KCE02S	Unknown	1.000	1	2	1	155
26	KCE02D	Unknown	1.000	1	2	2	155
27	KCGPGB	Unknown	1.000	1	2	3	155
28	KCGPGC	Unknown	1.000	1	2	4	155
29	KAEM3	Unknown	1.000	1	2	5	155
30	KAEM3P5	Unknown	1.000	1	2	6	155
31	KAEM3S	Unknown	1.000	1	2	7	155
32	KAEM3D	Unknown	1.000	1	2	8	155
33	KAERC	Unknown	1.000	1	2	9	155
34	CCV1-3	QC Sample	1.000	0	1	4	155
35	CCB3	QC Sample	1.000	0	1	1	155
36	KAERF	Unknown	1.000	1	2	10	155
37	KAERJ	Unknown	1.000	1	2	11	155
38	KAERM	Unknown	1.000	1	2	12	155
39	KAERT	Unknown	1.000	1	3	1	155
40	KAER0	Unknown	1.000	1	3	2	155
41	KAETX	Unknown	1.000	1	3	3	155
42	KAET3	Unknown	1.000	1	3	4	155
43	KAET7	Unknown	1.000	1	3	5	155
44	KAEVC	Unknown	1.000	1	3	6	155
45	KAEVF	Unknown	1.000	1	3	7	155
46	CCV1-4	QC Sample	1.000	0	1	4	155
47	CCB4	QC Sample	1.000	0	1	1	155
48	KCGQVB	Unknown	1.000	1	3	8	155
49	KCGQVC	Unknown	1.000	1	3	9	155
50	KAEVN	Unknown	1.000	1	3	10	155
51	KAEVNP5	Unknown	1.000	1	3	11	155
52	KAEVNS	Unknown	1.000	1	3	12	155
53	KAEVND	Unknown	1.000	1	4	1	155
54	KAEV0	Unknown	1.000	1	4	2	155
55	KAEV3	Unknown	1.000	1	4	3	155
56	KAEV9	Unknown	1.000	1	4	4	155
57	KAEWD	Unknown	1.000	1	4	5	155
58	CCV1-5	QC Sample	1.000	0	1	4	155
59	CCB5	QC Sample	1.000	0	1	1	155
60	KAEWN	Unknown	1.000	1	4	6	155
61	KAEWQ	Unknown	1.000	1	4	7	155
62	KAEWX	Unknown	1.000	1	4	8	155
63	KAEW1	Unknown	1.000	1	4	9	155
64	KAEW5	Unknown	1.000	1	4	10	155
65	KAEW9	Unknown	1.000	1	4	11	155
66	KAEXG	Unknown	1.000	1	4	12	155
67	KAQQ5BF	Unknown	1.000	1	5	1	155

68	KAQQ5CF	Unknown	1.000	1	5	2	155
69	J94J5F	Unknown	1.000	1	5	3	155
70	CCV1-6	QC Sample	1.000	0	1	4	155
71	CCB6	QC Sample	1.000	0	1	1	155
72	J97Q4F	Unknown	1.000	1	5	4	155
73	J97Q4P5F	Unknown	1.000	1	5	5	155
74	J97Q4SF	Unknown	1.000	1	5	6	155
75	J97Q4DF	Unknown	1.000	1	5	7	155
76	J97Q7F	Unknown	1.000	1	5	8	155
77	J97Q9F	Unknown	1.000	1	5	9	155
78	J97RAF	Unknown	1.000	1	5	10	155
79	J97RCF	Unknown	1.000	1	5	11	155
80	J9869F	Unknown	1.000	1	5	12	155
81	J987EF	Unknown	1.000	2	1	1	155
82	CCV1-7	QC Sample	1.000	0	1	4	155
83	CCB7	QC Sample	1.000	0	1	1	155
84	J987FF	Unknown	1.000	2	1	2	155
85	J987LF	Unknown	1.000	2	1	3	155
86	J987NF	Unknown	1.000	2	1	4	155
87	J987QF	Unknown	1.000	2	1	5	155
88	J987RF	Unknown	1.000	2	1	6	155
89	CCV1-8	QC Sample	1.000	0	1	4	155
90	CCB8	QC Sample	1.000	0	1	1	155

Martin State Airport, MD

CR, Hexavalent

Lab Name:	TESTAMERICA PITTSBURGH	**Method:**	SW846 7196A
Client Name:	Tetra Tech NUS, Inc	**Report ID:**	C7K020180
Matrix:	SOLID	**Date/Time Received:**	11/7/2007 9:30:00AM

Client Sample ID	Sample Number	Workorder	Result	Units	Reporting Limit	Prep Date-Analysis Date/Time	QC Batch	RPD / Limit (%)
INTRA-LAB QC	011 DUP	KANF41CH	ND	mg/kg	0.52	11/9/2007 - 11/13/2007 13:30	7317191	0 / 20
INTRA-LAB QC	011 DUP	KANF41CM	ND	mg/kg	0.53	11/9/2007 - 11/13/2007 15:50	7317305	0 / 20
BLK - C7K090000044B	044 MB	KAVR21AA	ND	mg/kg	0.40	11/7/2007 - 11/9/2007 09:40	7313044	
BLK - C7K130000191B	191 MB	KA40M1AA	ND	mg/kg	0.40	11/9/2007 - 11/13/2007 13:14	7317191	
BLK - C7K130000305B	305 MB	KA5P61AA	ND	mg/kg	0.40	11/9/2007 - 11/13/2007 15:34	7317305	
FMC-21 DUP	014 DUP	KAEV01A1	ND	mg/kg	0.55	11/7/2007 - 11/9/2007 10:02	7313044	0 / 20

Martin State Airport, MD

CR, Hexavalent

Lab Name:	TESTAMERICA PITTSBURGH	**Method:**	SW846 7196A
Client Name:	Tetra Tech NUS, Inc	**Lot Number:**	C7K090000
Matrix:	SOLID	**Date/Time Received:**	11/2/2007 9:45:00AM

Client Sample ID	QC Sample Type	Workorder	Recovery (%)	Control Limits (%)	Prep Date - Analysis Date/Time	QC Batch	RPD / Limit (%)
CHECK SAMPLE	LCS	KAVR21AC	94	80 - 120	11/7/2007 - 11/9/2007 09:38	7313044	
CHECK SAMPLE	LCS	KAVR21AD	99	80 - 120	11/7/2007 - 11/9/2007 09:39	7313044	
CHECK SAMPLE	LCS	KA40M1AC	93	80 - 120	11/9/2007 - 11/13/2007 13:12	7317191	
CHECK SAMPLE	LCS	KA40M1AD	112	80 - 120	11/9/2007 - 11/13/2007 13:13	7317191	
CHECK SAMPLE	LCS	KA5P61AC	93	80 - 120	11/9/2007 - 11/13/2007 15:32	7317305	
CHECK SAMPLE	LCS	KA5P61AD	100	80 - 120	11/9/2007 - 11/13/2007 15:33	7317305	
LAB MS/MSD	MS	KANF41CG	42 N	75 - 125	11/9/2007 - 11/13/2007 13:27	7317191	Samples not included in SDG
LAB MS/MSD	MS	KANF41CL	34 N	75 - 125	11/9/2007 - 11/13/2007 15:47	7317305	
LAB MS/MSD	MS	KANF41CP	111	75 - 125	11/9/2007 - 11/13/2007 15:49	7317305	
LAB MS/MSD	MS	KANF41CK	117	75 - 125	11/9/2007 - 11/13/2007 13:29	7317191	
LAB MS/MSD	MS	KANF41CN	92	75 - 125	11/9/2007 - 11/13/2007 15:48	7317305	
LAB MS/MSD	MS	KANF41CJ	89	75 - 125	11/9/2007 - 11/13/2007 13:28	7317191	
FMC-21	MS	KAEV01A3	112	75 - 125	11/7/2007 - 11/9/2007 09:59	7313044	
FMC-21	MS	KAEV01A0	79	75 - 125	11/7/2007 - 11/9/2007 09:57	7313044	
FMC-21	MS	KAEV01A2	101	75 - 125	11/7/2007 - 11/9/2007 09:58	7313044	

Martin State Airport, MD

Perchlorate

Lab Name:	TESTAMERICA KNOXVILLE	**Method:**	EPA-DW1 314.0
Client Name:	Tetra Tech NUS, Inc	**Report ID:**	C7K020180
Matrix:	SOLID	**Date/Time Received:**	11/2/2007 9:45:00AM

Client Sample ID	Sample Number	Workorder	Result	Units	Reporting Limit	Prep Date-Analysis Date/Time	QC Batch	RPD / Limit (%)
BLK - H7K130000074B	074 MB	KA5VM1AA	ND	ug/kg	40.0	11/12/2007 - 11/12/2007 14:14	7317074	
BLK - H7K140000090B	090 MB	KA7L51AA	ND	ug/kg	40.0	11/13/2007 - 11/13/2007 12:18	7318090	

Martin State Airport, MD

Percent Solids

Lab Name:	TESTAMERICA PITTSBURGH	**Method:**	MCAWW 160.3 MOD
Client Name:	Tetra Tech NUS, Inc	**Report ID:**	C7K020180
Matrix:	SOLID	**Date/Time Received:**	11/2/2007 9:45:00AM

Client Sample ID	Sample Number	Workorder	Result	Units	Reporting Limit	Prep Date-Analysis Date/Time	QC Batch	RPD / Limit (%)
FMC-7 DUP	021 DUP	KAEW11A0	23.9	%	1.0	11/8/2007 - 11/9/2007 06:09	7312107	7.9 / 20
FMC-24 DUP	001 DUP	KAEM31A0	20.9	%	1.0	11/7/2007 - 11/8/2007 00:00	7311060	0.36 / 20

Martin State Airport, MD

Perchlorate

Lab Name:	TESTAMERICA KNOXVILLE	**Method:**	EPA-DW1 314.0
Client Name:	Tetra Tech NUS, Inc	**Lot Number:**	C7K020180
Matrix:	SOLID	**Date/Time Received:**	11/2/2007 9:45:00AM

Client Sample ID	QC Sample Type	Workorder	Recovery (%)	Control Limits (%)	Prep Date - Analysis Date/Time	QC Batch	RPD / Limit (%)
FMC-26	MS	KAEXG1A0	80	80 - 120	11/13/200 - 11/13/2007 18:52	7318090	1.8 / 15
FMC-24	MSD	KAEM31A4	92	80 - 120	11/12/200 - 11/12/2007 21:12	7317074	3.6 / 15
FMC-26	MSD	KAEXG1A1	82	80 - 120	11/13/200 - 11/13/2007 19:16	7318090	1.8 / 15
CHECK SAMPLE	LCS	KA5VM1AC	92	85 - 115	11/12/200 - 11/12/2007 14:38	7317074	
CHECK SAMPLE	LCS	KA7L51AC	97	85 - 115	11/13/200 - 11/13/2007 12:43	7318090	
FMC-24	MS	KAEM31A3	95	80 - 120	11/12/200 - 11/12/2007 20:47	7317074	3.6 / 15

KAEM3D 11/24/2007 6:25:31 PM

User Pre-dilution: 1.000

Run	Time	9Be	60Ni	65Cu	66Zn	75As	82Se	107Ag	111Cd
		ppb	ppb	ppb	ppb	ppb	ppb	ppb	ppb
x		45.450	541.500	802.200	1175.000	55.480	13.400	49.970	53.960

Run	Time	121Sb	205Tl	208Pb
		ppb	ppb	ppb
x		270.300	47.600	263.800

KAERC 11/24/2007 6:29:48 PM

User Pre-dilution: 1.000

Run	Time	9Be	60Ni	65Cu	66Zn	75As	82Se	107Ag	111Cd
		ppb	ppb	ppb	ppb	ppb	ppb	ppb	ppb
x		4.414	89.540	616.100	801.100	26.010	6.541	1.606	10.130

Run	Time	121Sb	205Tl	208Pb
		ppb	ppb	ppb
x		1.054	0.769	258.700

CCV1-3 11/24/2007 6:37:40 PM QC Status: PASS (Initial: PASS)

User Pre-dilution: 1.000

Run	Time	9Be	60Ni	65Cu	66Zn	75As	82Se	107Ag	111Cd
		ppb	ppb	ppb	ppb	ppb	ppb	ppb	ppb
x		95.891%	97.539%	97.823%	108.098%	98.444%	96.577%	101.759%	102.537%

Run	Time	121Sb	205Tl	208Pb
		ppb	ppb	ppb
x		100.305%	98.685%	99.061%

CCB3 11/24/2007 6:41:55 PM QC Status: PASS (Initial: PASS)

User Pre-dilution: 1.000

Run	Time	9Be	60Ni	65Cu	66Zn	75As	82Se	107Ag	111Cd
		ppb	ppb	ppb	ppb	ppb	ppb	ppb	ppb
x		0.014	0.000	0.050	3.401	-0.033	0.129	0.008	0.000

Run	Time	121Sb	205Tl	208Pb
		ppb	ppb	ppb
x		0.361	0.042	-0.019

KAERF 11/24/2007 6:46:11 PM SAMPLE FMC-1D

User Pre-dilution: 1.000

Run	Time	9Be	60Ni	65Cu	66Zn	75As	82Se	107Ag	111Cd
		ppb	ppb	ppb	ppb	ppb	ppb	ppb	ppb
x		5.942	118.800	672.500	912.000	31.760	8.129	2.383	11.040

Run	Time	121Sb	205Tl	208Pb
		ppb	ppb	ppb
x		1.204	0.728	360.900

KAERJ 11/24/2007 6:50:30 PM

User Pre-dilution: 1.000

Run	Time	9Be	60Ni	65Cu	66Zn	75As	82Se	107Ag	111Cd
		ppb	ppb	ppb	ppb	ppb	ppb	ppb	ppb
x		4.570	88.630	577.800	796.700	25.930	6.590	1.584	9.331

Run	Time	121Sb	205Tl	208Pb
		ppb	ppb	ppb
x		0.683	0.545	245.900

total Silver reported result 0.75 mg/kg

$$(2.383)\left(\frac{100}{1}\right)\left(\frac{1}{.316}\right)\left(\frac{1}{1000}\right) = 0.754$$

William a Hoyle
11-21-07

TEST2 Folder: G71121A Page 6146
07:56:36 21 Nov 2007 Protocol: hgppb

Line	Conc.	Units	SD/RSD	1	2	3	4	5

*** Sample ID: ICV6-1 Seq: 8 07:56:36 21 Nov 07 HG

Hg 2.51 ppb 12799 MET6444-07

*** Sample ID: ICB1 Seq: 9 07:58:15 21 Nov 07 HG

Hg .013 ppb 8

*** Sample ID: CRA/RLV Seq: 10 08:00:00 21 Nov 07 HG

Hg .205 ppb 993 MET6445-07

*** Sample ID: CCV6-1 Seq: 11 08:01:36 21 Nov 07 HG

Hg 5.05 ppb 25794 MET6446-07

*** Sample ID: CCB1 Seq: 12 08:03:22 21 Nov 07 HG

Hg .016 ppb 22

*** Sample ID: KCPDKB Seq: 13 08:05:11 21 Nov 07 HG

Hg .019 ppb 40

*** Sample ID: KCPDKC Seq: 14 08:06:51 21 Nov 07 HG

Hg 2.57 ppb 13105 MET6447-07

*** Sample ID: KAEM3 Seq: 15 08:08:33 21 Nov 07 HG

Hg 1.63 ppb 8269

*** Sample ID: KAERC Seq: 16 08:10:12 21 Nov 07 HG

Hg 1.30 ppb 6581

*** Sample ID: KAERF Seq: 17 08:12:13 21 Nov 07 HG

Hg 1.40 ppb 7114

*** Sample ID: KAERJ Seq: 18 08:14:01 21 Nov 07 HG

Hg 1.36 ppb 6893

Sample FMC-1D Hg reported result 0.37 mg/kg

$$\left(1.40\right)\left(\frac{100\text{ml}}{1.20\text{g}}\right)\left(\frac{1}{0.316}\right)\left(\frac{1}{1000}\right) = 0.369 \text{ mg/kg}$$

Tetra Tech NUS **INTERNAL CORRESPONDENCE**

TO: **M. MARTIN** **DATE:** **MARCH 3, 2008**

FROM: **EDWARD SEDLMYER** **COPIES:** **DV FILE**

SUBJECT: **ORGANIC DATA VALIDATION- VOC / SVOC / PCB / ORGANO-TIN**
MARTIN STATE AIRPORT
SDG C7K020180

SAMPLES: 24/Soilid

FMC-10	FMC-11	FMC-12	FMC-13
FMC-14	FMC-15	FMC-16	FMC-17
FMC-18	FMC-19	FMC-20	FMC-21
FMC-22	FMC-23	FMC-24	FMC-25
FMC-26	FMC-3	FMC-4	FMC-5
FMC-6	FMC-7	FMC-8	FMC-9

2/Aqueous

Trip Blank#3 Trip Blank#4

Overview

The sample set for Martin State Ariport, SDG C7K020180 consists of two (2) trip blanks and twenty-four (24) solid samples. All samples were analyzed for target compound list (TCL) volatile organic compounds (VOC), semivolatile organic compounds (SVOC), polychlorinated biphenyls (PCBs), and organo tin compounds (dibutyltin, monobutyltin, tetra-n-butyltin, and tributyltin).

The samples were collected by Tetra Tech NUS on October 30 and 31, 2007 and analyzed by Test America Corporation. All analyses were conducted in accordance with SW-846 Method 8260B, 8270C, and 8082 analytical and reporting protocols.

The data contained in this SDG were validated with regard to the following parameters: data completeness, holding times, initial/continuing calibrations, laboratory method blank results, surrogate spike recoveries, blank spike results, matrix spike / matrix spike duplicate results, chromatographic resolution, compound identification, compound quantitation, and detection limits. Areas of concern are listed below.

Major

- The matrix spike / matrix spike duplicate (MS/MSD) performed on sample FMC-15 had recoveries less than 10 percent for hexachlorocyclopentadiene. In addition, the relative percent difference (RPD) for hexachlorocyclopentadiene exceeded the quality control limit. The nondetected hexachlorocyclopentadiene result for sample FMC-15 has been rejected (UR).

Minor

- The following contaminants were detected in the trip or method blanks at the maximum concentration indicated below:

Compound	Concentration	Action Level
Acetone[1]	16 ug/L	160 ug/kg
Methylene chloride[2]	0.92 ug/L	9.2 ug/L
Toluene[1]	0.37 ug/L	3.7 ug/kg
Diethylphthalate[3]	3.3 ug/kg	33 ug/kg

[1] – Maximum contamination present in the trip blanks.
[2] – Maximum contamination present in the aqueous method blank.
[3] – Maximum contamination present in the soil method blank.

An action level of 10X the maximum contaminant concentration was established to evaluate laboratory contamination for acetone. Dilution factors, percent solids, and sample aliquots were taken into consideration during the application of all action levels. The acetone detections for samples FMC-11, FMC-25, FMC-26, FMC-7, and FMC-8 were qualified (B) as a result of blank contamination. The diethylphthalate detections for samples FMC-15, FMC-16, FMC-21, FMC-22, and FMC-24 were qualified (B) as a result of blank contamination. No action was taken on the field QC samples.

- Methylene chloride was not detected in the soil method blank. However, methylene chloride is considered a common laboratory contaminant. The methylene chloride results for samples FMC-25, FMC-26, FMC-7, FMC-8, and FMC-9 have been qualified as estimated (J).

- A SVOA initial calibration verification %RSD exceeded the 30% (and was >50%) quality control limit for hexachlorocyclopentadiene on instrument "722", on 11/23/07. The nondetected hexachlorocyclopentadiene results for samples FMC-7, FMC-8, FMC-25, and FMC-26 have been qualified as estimated (UJ).

- The laboratory control sample (LCS) associated with the aqueous samples had a percent recovery greater than the quality control limit for acetone. The positive acetone results for the Trip Blank#3 and Trip Blank#4 have been qualified as estimated (J).

- The VOC continuing calibration performed on 11/10/07 @ 12:26 exceeded the 25% difference (but and was <50%) quality control limit for acetone. Positive results for acetone were qualified as estimated (J) for samples Trip Blank#3 and Trip Blank#4.

- The percent solids were less than 30% for the following samples analyzed for the organotin fraction: FMC-10, FMC-11, FMC-13, FMC-18, FMC-19, FMC-20, FMC-24, FMC-25, FMC-5, FMC-7, and FMC-9. The positive and nondetected results for the aforementioned samples have been qualified as estimated (J) and (UJ), respectively.

- The percent solids were less than 30% for the following samples analyzed for the VOC, SVOC, and PCB fractions: FMC-11, FMC-14, FMC-20, FMC-24, FMC-25, FMC-5, FMC-7, FMC-8, and FMC-9. The positive and nondetected results for the aforementioned samples have been qualified as estimated (J) and (UJ), respectively.

Notes

The VOC continuing calibration performed on 11/10/07 @ 12:26 exceeded the 25% difference (but was <50%) quality control limit for 2-butanone. No action was taken on this basis because 2-butanone was not

detected in any associated samples.

The MS/MSD performed on sample FMC-15 had a percent recovery less than the quality control limit for hexachloroethane in the MSD. No action was taken on this basis because the MS had an acceptable recovery.

The MS/MSD performed on sample FMC-25 had a percent recovery less than the quality control limit for tetra-n-butyltin in the MSD. No action was taken on this basis because the MS had an acceptable recovery.

A SVOA initial calibration verification %RSD exceeded the 30% (but was <50%) quality control limit for 2,4-dinitrophenol on instrument "722", on 11/23/07. No action was taken on this basis.

The SVOC continuing calibration performed on instrument "722" on 11/28/07 @ 09:25 exceeded the 25% difference (but was <50%) quality control limit for hexachlorocyclopentadiene, 2,4-dinitrophenol, 4-nitroaniline, and 4,6-dinitro-2-methylphenol. No action was taken on this basis because aforementioned compounds were not detected in any associated samples.

The SVOC continuing calibration performed on instrument "71" on 11/23/07 @ 12:28 exceeded the 25% difference (but was <50%) quality control limit for hexachlorocyclopentadiene and 2,4-dinitrophenol. No action was taken on this basis because hexachlorocyclopentadiene and 2,4-dinitrophenol were not detected in the associated sample.

The SVOC continuing calibration performed on instrument "71" on 11/27/07 @ 12:38 exceeded the 25% difference (but was <50%) quality control limit for 2,4-dinitrophenol. No action was taken on this basis because 2,4-dinitrophenol was not detected in any associated samples.

Executive Summary

Laboratory Performance: Blank contamination in the VOC and SVOC fractions resulted in qualification of the data for several samples. Initial and continuing calibration %RSD or %D noncompliances in the VOC and SVOC fractions resulted in qualification of the data for several samples. Methylene chloride is a common laboratory contaminant and was qualified in several samples. A VOC LCS noncompliance for acetone resulted in qualification of two samples.

Other Factors Affecting Data Quality: A MS/MSD recovery noncompliance for one compound resulted in qualification of one SVOC compound in one sample. Percent solids less than 30% resulted in the qualification of data for several samples.

The data for these analyses were reviewed with reference to Region III modifications to U.S. EPA National Functional Guidelines for Organic Data Validation (Sept. 1994). The text of this report has been formulated to address only those problem areas affecting data quality.

Edward Sedlmyer

Tetra Tech NUS
Edward Sedlmyer
Chemist/Data Validator

Tetra Tech NUS
Joseph A. Samchuck
Quality Assurance Officer

Attachments:
Appendix A – Qualified Analytical Results
Appendix B – Results as Reported by the Laboratory
Appendix C – Support Documentation

Appendix A

Qualified Analytical Results

Data Validation Qualifier Codes:

A = Lab Blank Contamination
B = Field Blank Contamination
C = Calibration Noncompliance (e.g. % RSDs, %Ds, ICVs, CCVs, RRFs, etc.)
C01 = GC/MS Tuning Noncompliance
D = MS/MSD Recovery Noncompliance
E = LCS/LCSD Recovery Noncompliance
F = Lab Duplicate Imprecision
G = Field Duplicate Imprecision
H = Holding Time Exceedance
I = ICP Serial Dilution Noncompliance
J = GFAA PDS - GFAA MSA's $r < 0.995$ / ICP PDS Recovery Noncompliance
K = ICP Interference - includes ICS % R Noncompliance
L = Instrument Calibration Range Exceedance
M = Sample Preservation Noncompliance
N = Internal Standard Noncompliance
N01 = Internal Standard Recovery Noncompliance Dioxins
N02 = Recovery Standard Noncompliance Dioxins
N03 = Clean-up Standard Noncompliance Dioxins
O = Poor Instrument Performance (e.g. base-line drifting)
P = Uncertainty near detection limit (< 2 x IDL for inorganics and <CRQL for organics)
Q = Other problems (can encompass a number of issues; e.g. chromatography,interferences, etc.)
R = Surrogates Recovery Noncompliance
S = Pesticide/PCB Resolution
T = % Breakdown Noncompliance for DDT and Endrin
U = % Difference between columns/detectors >25% for positive results determined via GC/HPLC
V = Non-linear calibrations; correlation coefficient $r < 0.995$
W = EMPC result
X = Signal to noise response drop
Y = Percent solids <30%
Z = Uncertainty at 2 sigma deviation is greater than sample activity

PROJ_NO: 00998

SDG: C7K020180 MEDIA: WATER DATA FRACTION: OV

nsample	Trip_Blank#3
samp_date	10/31/2007
lab_id	C7K020180025
qc_type	NM
units	UG/L
Pct_Solids	
DUP_OF:	

Parameter	Result	Val Qual	Qual Code
1,1,1-TRICHLOROETHANE	1	U	
1,1,2,2-TETRACHLOROETHANE	1	U	
1,1,2-TRICHLOROETHANE	1	U	
1,1,2-TRICHLOROTRIFLUOROETHANE	1	U	
1,1-DICHLOROETHANE	1	U	
1,1-DICHLOROETHENE	1	U	
1,2,4-TRICHLOROBENZENE	1	U	
1,2-DIBROMO-3-CHLOROPROPANE	1	U	
1,2-DIBROMOETHANE	1	U	
1,2-DICHLOROBENZENE	1	U	
1,2-DICHLOROETHANE	1	U	
1,2-DICHLOROPROPANE	1	U	
1,3-DICHLOROBENZENE	1	U	
1,4-DICHLOROBENZENE	1	U	
2-BUTANONE	5	U	
2-HEXANONE	5	U	
4-METHYL-2-PENTANONE	5	U	
ACETONE	16	J	CE
BENZENE	1	U	
BROMODICHLOROMETHANE	1	U	
BROMOFORM	1	U	
BROMOMETHANE	1	U	
CARBON DISULFIDE	1	U	
CARBON TETRACHLORIDE	1	U	
CHLOROBENZENE	1	U	
CHLORODIBROMOMETHANE	1	U	
CHLOROETHANE	1	U	
CHLOROFORM	1	U	
CHLOROMETHANE	1	U	
CIS-1,2-DICHLOROETHENE	1	U	
CIS-1,3-DICHLOROPROPENE	1	U	
CYCLOHEXANE	1	U	

nsample	Trip_Blank#3
samp_date	10/31/2007
lab_id	C7K020180025
qc_type	NM
units	UG/L
Pct_Solids	
DUP_OF:	

Parameter	Result	Val Qual	Qual Code
DICHLORODIFLUOROMETHANE	1	U	
ETHYLBENZENE	1	U	
ISOPROPYLBENZENE	1	U	
METHYL ACETATE	1	U	
METHYL CYCLOHEXANE	1	U	
METHYL TERT-BUTYL ETHER	1	U	
METHYLENE CHLORIDE	0.92	J	P
STYRENE	1	U	
TETRACHLOROETHENE	1	U	
TOLUENE	0.37	J	P
TOTAL XYLENES	3	U	
TRANS-1,2-DICHLOROETHENE	1	U	
TRANS-1,3-DICHLOROPROPENE	1	U	
TRICHLOROETHENE	1	U	
TRICHLOROFLUOROMETHANE	1	U	
VINYL CHLORIDE	1	U	

nsample	Trip_Blank#4
samp_date	10/31/2007
lab_id	C7K020180026
qc_type	NM
units	UG/L
Pct_Solids	
DUP_OF:	

Parameter	Result	Val Qual	Qual Code
1,1,1-TRICHLOROETHANE	1	U	
1,1,2,2-TETRACHLOROETHANE	1	U	
1,1,2-TRICHLOROETHANE	1	U	
1,1,2-TRICHLOROTRIFLUOROETHANE	1	U	
1,1-DICHLOROETHANE	1	U	
1,1-DICHLOROETHENE	1	U	
1,2,4-TRICHLOROBENZENE	1	U	
1,2-DIBROMO-3-CHLOROPROPANE	1	U	
1,2-DIBROMOETHANE	1	U	
1,2-DICHLOROBENZENE	1	U	
1,2-DICHLOROETHANE	1	U	
1,2-DICHLOROPROPANE	1	U	
1,3-DICHLOROBENZENE	1	U	
1,4-DICHLOROBENZENE	1	U	
2-BUTANONE	5	U	
2-HEXANONE	5	U	
4-METHYL-2-PENTANONE	5	U	
ACETONE	3.4	J	CEP
BENZENE	1	U	
BROMODICHLOROMETHANE	1	U	
BROMOFORM	1	U	
BROMOMETHANE	1	U	
CARBON DISULFIDE	1	U	
CARBON TETRACHLORIDE	1	U	
CHLOROBENZENE	1	U	
CHLORODIBROMOMETHANE	1	U	
CHLOROETHANE	1	U	
CHLOROFORM	1	U	
CHLOROMETHANE	1	U	
CIS-1,2-DICHLOROETHENE	1	U	
CIS-1,3-DICHLOROPROPENE	1	U	
CYCLOHEXANE	1	U	

PROJ_NO: 00998

SDG: C7K020180 MEDIA: WATER DATA FRACTION: OV

nsample	Trip_Blank#4
samp_date	10/31/2007
lab_id	C7K020180026
qc_type	NM
units	UG/L
Pct_Solids	
DUP_OF:	

Parameter	Result	Val Qual	Qual Code
DICHLORODIFLUOROMETHANE	1	U	
ETHYLBENZENE	1	U	
ISOPROPYLBENZENE	1	U	
METHYL ACETATE	1	U	
METHYL CYCLOHEXANE	1	U	
METHYL TERT-BUTYL ETHER	1	U	
METHYLENE CHLORIDE	0.34	J	P
STYRENE	1	U	
TETRACHLOROETHENE	1	U	
TOLUENE	1	U	
TOTAL XYLENES	3	U	
TRANS-1,2-DICHLOROETHENE	1	U	
TRANS-1,3-DICHLOROPROPENE	1	U	
TRICHLOROETHENE	1	U	
TRICHLOROFLUOROMETHANE	1	U	
VINYL CHLORIDE	1	U	

PROJ_NO: 00998

SDG: C7K020180 MEDIA: SOIL DATA FRACTION: OV

nsample	FMC-10
samp_date	10/30/2007
lab_id	C7K020180003
qc_type	NM
units	UG/KG
Pct_Solids	32.0
DUP_OF:	

Parameter	Result	Val Qual	Qual Code
1,1,1-TRICHLOROETHANE	16	U	
1,1,2,2-TETRACHLOROETHANE	16	U	
1,1,2-TRICHLOROETHANE	16	U	
1,1,2-TRICHLOROTRIFLUOROETHANE	16	U	
1,1-DICHLOROETHANE	16	U	
1,1-DICHLOROETHENE	16	U	
1,2,4-TRICHLOROBENZENE	16	U	
1,2-DIBROMO-3-CHLOROPROPANE	16	U	
1,2-DIBROMOETHANE	16	U	
1,2-DICHLOROBENZENE	16	U	
1,2-DICHLOROETHANE	16	U	
1,2-DICHLOROPROPANE	16	U	
1,3-DICHLOROBENZENE	16	U	
1,4-DICHLOROBENZENE	16	U	
2-BUTANONE	16	U	
2-HEXANONE	16	U	
4-METHYL-2-PENTANONE	16	U	
ACETONE	63	U	
BENZENE	16	U	
BROMODICHLOROMETHANE	16	U	
BROMOFORM	16	U	
BROMOMETHANE	16	U	
CARBON DISULFIDE	16	U	
CARBON TETRACHLORIDE	16	U	
CHLOROBENZENE	16	U	
CHLORODIBROMOMETHANE	16	U	
CHLOROETHANE	16	U	
CHLOROFORM	16	U	
CHLOROMETHANE	16	U	
CIS-1,2-DICHLOROETHENE	16	U	
CIS-1,3-DICHLOROPROPENE	16	U	
CYCLOHEXANE	16	U	

nsample	FMC-10
samp_date	10/30/2007
lab_id	C7K020180003
qc_type	NM
units	UG/KG
Pct_Solids	32.0
DUP_OF:	

Parameter	Result	Val Qual	Qual Code
DICHLORODIFLUOROMETHANE	16	U	
ETHYLBENZENE	16	U	
ISOPROPYLBENZENE	16	U	
METHYL ACETATE	16	U	
METHYL CYCLOHEXANE	16	U	
METHYL TERT-BUTYL ETHER	16	U	
METHYLENE CHLORIDE	16	U	
STYRENE	16	U	
TETRACHLOROETHENE	16	U	
TOLUENE	16	U	
TOTAL XYLENES	47	U	
TRANS-1,2-DICHLOROETHENE	16	U	
TRANS-1,3-DICHLOROPROPENE	16	U	
TRICHLOROETHENE	16	U	
TRICHLOROFLUOROMETHANE	16	U	
VINYL CHLORIDE	16	U	

nsample	FMC-11
samp_date	10/30/2007
lab_id	C7K020180004
qc_type	NM
units	UG/KG
Pct_Solids	25.0
DUP_OF:	

Parameter	Result	Val Qual	Qual Code
1,1,1-TRICHLOROETHANE	20	UJ	Y
1,1,2,2-TETRACHLOROETHANE	20	UJ	Y
1,1,2-TRICHLOROETHANE	20	UJ	Y
1,1,2-TRICHLOROTRIFLUOROETHANE	20	UJ	Y
1,1-DICHLOROETHANE	20	UJ	Y
1,1-DICHLOROETHENE	20	UJ	Y
1,2,4-TRICHLOROBENZENE	20	UJ	Y
1,2-DIBROMO-3-CHLOROPROPANE	20	UJ	Y
1,2-DIBROMOETHANE	20	UJ	Y
1,2-DICHLOROBENZENE	20	UJ	Y
1,2-DICHLOROETHANE	20	UJ	Y
1,2-DICHLOROPROPANE	20	UJ	Y
1,3-DICHLOROBENZENE	20	UJ	Y
1,4-DICHLOROBENZENE	20	UJ	Y
2-BUTANONE	20	UJ	Y
2-HEXANONE	20	UJ	Y
4-METHYL-2-PENTANONE	20	UJ	Y
ACETONE	24	B	A
BENZENE	20	UJ	Y
BROMODICHLOROMETHANE	20	UJ	Y
BROMOFORM	20	UJ	Y
BROMOMETHANE	20	UJ	Y
CARBON DISULFIDE	20	UJ	Y
CARBON TETRACHLORIDE	20	UJ	Y
CHLOROBENZENE	20	UJ	Y
CHLORODIBROMOMETHANE	20	UJ	Y
CHLOROETHANE	20	UJ	Y
CHLOROFORM	20	UJ	Y
CHLOROMETHANE	20	UJ	Y
CIS-1,2-DICHLOROETHENE	20	UJ	Y
CIS-1,3-DICHLOROPROPENE	20	UJ	Y
CYCLOHEXANE	20	UJ	Y

PROJ_NO: 00998

SDG: C7K020180 MEDIA: SOIL DATA FRACTION: OV

nsample	FMC-11
samp_date	10/30/2007
lab_id	C7K020180004
qc_type	NM
units	UG/KG
Pct_Solids	25.0
DUP_OF:	

Parameter	Result	Val Qual	Qual Code
DICHLORODIFLUOROMETHANE	20	UJ	Y
ETHYLBENZENE	20	UJ	Y
ISOPROPYLBENZENE	20	UJ	Y
METHYL ACETATE	20	UJ	Y
METHYL CYCLOHEXANE	20	UJ	Y
METHYL TERT-BUTYL ETHER	20	UJ	Y
METHYLENE CHLORIDE	20	UJ	Y
STYRENE	20	UJ	Y
TETRACHLOROETHENE	20	UJ	Y
TOLUENE	20	UJ	Y
TOTAL XYLENES	59	UJ	Y
TRANS-1,2-DICHLOROETHENE	20	UJ	Y
TRANS-1,3-DICHLOROPROPENE	20	UJ	Y
TRICHLOROETHENE	20	UJ	Y
TRICHLOROFLUOROMETHANE	20	UJ	Y
VINYL CHLORIDE	20	UJ	Y

nsample	FMC-12
samp_date	10/30/2007
lab_id	C7K020180005
qc_type	NM
units	UG/KG
Pct_Solids	40.0
DUP_OF:	

Parameter	Result	Val Qual	Qual Code
1,1,1-TRICHLOROETHANE	13	U	
1,1,2,2-TETRACHLOROETHANE	13	U	
1,1,2-TRICHLOROETHANE	13	U	
1,1,2-TRICHLOROTRIFLUOROETHANE	13	U	
1,1-DICHLOROETHANE	13	U	
1,1-DICHLOROETHENE	13	U	
1,2,4-TRICHLOROBENZENE	13	U	
1,2-DIBROMO-3-CHLOROPROPANE	13	U	
1,2-DIBROMOETHANE	13	U	
1,2-DICHLOROBENZENE	13	U	
1,2-DICHLOROETHANE	13	U	
1,2-DICHLOROPROPANE	13	U	
1,3-DICHLOROBENZENE	13	U	
1,4-DICHLOROBENZENE	13	U	
2-BUTANONE	13	U	
2-HEXANONE	13	U	
4-METHYL-2-PENTANONE	13	U	
ACETONE	51	U	
BENZENE	13	U	
BROMODICHLOROMETHANE	13	U	
BROMOFORM	13	U	
BROMOMETHANE	13	U	
CARBON DISULFIDE	13	U	
CARBON TETRACHLORIDE	13	U	
CHLOROBENZENE	13	U	
CHLORODIBROMOMETHANE	13	U	
CHLOROETHANE	13	U	
CHLOROFORM	13	U	
CHLOROMETHANE	13	U	
CIS-1,2-DICHLOROETHENE	13	U	
CIS-1,3-DICHLOROPROPENE	13	U	
CYCLOHEXANE	13	U	

nsample	FMC-12
samp_date	10/30/2007
lab_id	C7K020180005
qc_type	NM
units	UG/KG
Pct_Solids	40.0
DUP_OF:	

Parameter	Result	Val Qual	Qual Code
DICHLORODIFLUOROMETHANE	13	U	
ETHYLBENZENE	13	U	
ISOPROPYLBENZENE	13	U	
METHYL ACETATE	13	U	
METHYL CYCLOHEXANE	13	U	
METHYL TERT-BUTYL ETHER	13	U	
METHYLENE CHLORIDE	31		
STYRENE	13	U	
TETRACHLOROETHENE	13	U	
TOLUENE	13	U	
TOTAL XYLENES	38	U	
TRANS-1,2-DICHLOROETHENE	13	U	
TRANS-1,3-DICHLOROPROPENE	13	U	
TRICHLOROETHENE	13	U	
TRICHLOROFLUOROMETHANE	13	U	
VINYL CHLORIDE	13	U	

PROJ_NO: 00998

SDG: C7K020180 MEDIA: SOIL DATA FRACTION: OV

nsample	FMC-13	nsample	FMC-13	nsample	FMC-14
samp_date	10/30/2007	samp_date	10/30/2007	samp_date	10/30/2007
lab_id	C7K020180006	lab_id	C7K020180006	lab_id	C7K020180007
qc_type	NM	qc_type	NM	qc_type	NM
units	UG/KG	units	UG/KG	units	UG/KG
Pct_Solids	30.0	Pct_Solids	30.0	Pct_Solids	28.0
DUP_OF:		DUP_OF:		DUP_OF:	

Parameter	Result	Val Qual	Qual Code
1,1,1-TRICHLOROETHANE	17	U	
1,1,2,2-TETRACHLOROETHANE	17	U	
1,1,2-TRICHLOROETHANE	17	U	
1,1,2-TRICHLOROTRIFLUOROETHANE	17	U	
1,1-DICHLOROETHANE	17	U	
1,1-DICHLOROETHENE	17	U	
1,2,4-TRICHLOROBENZENE	17	U	
1,2-DIBROMO-3-CHLOROPROPANE	17	U	
1,2-DIBROMOETHANE	17	U	
1,2-DICHLOROBENZENE	17	U	
1,2-DICHLOROETHANE	17	U	
1,2-DICHLOROPROPANE	17	U	
1,3-DICHLOROBENZENE	17	U	
1,4-DICHLOROBENZENE	17	U	
2-BUTANONE	17	U	
2-HEXANONE	17	U	
4-METHYL-2-PENTANONE	17	U	
ACETONE	67	U	
BENZENE	17	U	
BROMODICHLOROMETHANE	17	U	
BROMOFORM	17	U	
BROMOMETHANE	17	U	
CARBON DISULFIDE	17	U	
CARBON TETRACHLORIDE	17	U	
CHLOROBENZENE	17	U	
CHLORODIBROMOMETHANE	17	U	
CHLOROETHANE	17	U	
CHLOROFORM	17	U	
CHLOROMETHANE	17	U	
CIS-1,2-DICHLOROETHENE	17	U	
CIS-1,3-DICHLOROPROPENE	17	U	
CYCLOHEXANE	17	U	

Parameter	Result	Val Qual	Qual Code
DICHLORODIFLUOROMETHANE	17	U	
ETHYLBENZENE	17	U	
ISOPROPYLBENZENE	17	U	
METHYL ACETATE	17	U	
METHYL CYCLOHEXANE	17	U	
METHYL TERT-BUTYL ETHER	17	U	
METHYLENE CHLORIDE	17	U	
STYRENE	17	U	
TETRACHLOROETHENE	17	U	
TOLUENE	17	U	
TOTAL XYLENES	50	U	
TRANS-1,2-DICHLOROETHENE	17	U	
TRANS-1,3-DICHLOROPROPENE	17	U	
TRICHLOROETHENE	17	U	
TRICHLOROFLUOROMETHANE	17	U	
VINYL CHLORIDE	17	U	

Parameter	Result	Val Qual	Qual Code
1,1,1-TRICHLOROETHANE	18	UJ	Y
1,1,2,2-TETRACHLOROETHANE	18	UJ	Y
1,1,2-TRICHLOROETHANE	18	UJ	Y
1,1,2-TRICHLOROTRIFLUOROETHANE	18	UJ	Y
1,1-DICHLOROETHANE	18	UJ	Y
1,1-DICHLOROETHENE	18	UJ	Y
1,2,4-TRICHLOROBENZENE	18	UJ	Y
1,2-DIBROMO-3-CHLOROPROPANE	18	UJ	Y
1,2-DIBROMOETHANE	18	UJ	Y
1,2-DICHLOROBENZENE	18	UJ	Y
1,2-DICHLOROETHANE	18	UJ	Y
1,2-DICHLOROPROPANE	18	UJ	Y
1,3-DICHLOROBENZENE	18	UJ	Y
1,4-DICHLOROBENZENE	18	UJ	Y
2-BUTANONE	18	UJ	Y
2-HEXANONE	18	UJ	Y
4-METHYL-2-PENTANONE	18	UJ	Y
ACETONE	72	UJ	Y
BENZENE	18	UJ	Y
BROMODICHLOROMETHANE	18	UJ	Y
BROMOFORM	18	UJ	Y
BROMOMETHANE	18	UJ	Y
CARBON DISULFIDE	18	UJ	Y
CARBON TETRACHLORIDE	18	UJ	Y
CHLOROBENZENE	18	UJ	Y
CHLORODIBROMOMETHANE	18	UJ	Y
CHLOROETHANE	18	UJ	Y
CHLOROFORM	18	UJ	Y
CHLOROMETHANE	18	UJ	Y
CIS-1,2-DICHLOROETHENE	18	UJ	Y
CIS-1,3-DICHLOROPROPENE	18	UJ	Y
CYCLOHEXANE	18	UJ	Y

PROJ_NO: 00998

SDG: C7K020180 MEDIA: SOIL DATA FRACTION: OV

nsample	FMC-14
samp_date	10/30/2007
lab_id	C7K020180007
qc_type	NM
units	UG/KG
Pct_Solids	28.0
DUP_OF:	

Parameter	Result	Val Qual	Qual Code
DICHLORODIFLUOROMETHANE	18	UJ	Y
ETHYLBENZENE	18	UJ	Y
ISOPROPYLBENZENE	18	UJ	Y
METHYL ACETATE	18	UJ	Y
METHYL CYCLOHEXANE	18	UJ	Y
METHYL TERT-BUTYL ETHER	18	UJ	Y
METHYLENE CHLORIDE	18	UJ	Y
STYRENE	18	UJ	Y
TETRACHLOROETHENE	18	UJ	Y
TOLUENE	18	UJ	Y
TOTAL XYLENES	54	UJ	Y
TRANS-1,2-DICHLOROETHENE	18	UJ	Y
TRANS-1,3-DICHLOROPROPENE	18	UJ	Y
TRICHLOROETHENE	18	UJ	Y
TRICHLOROFLUOROMETHANE	18	UJ	Y
VINYL CHLORIDE	18	UJ	Y

nsample	FMC-15
samp_date	10/31/2007
lab_id	C7K020180008
qc_type	NM
units	UG/KG
Pct_Solids	74.0
DUP_OF:	

Parameter	Result	Val Qual	Qual Code
1,1,1-TRICHLOROETHANE	6.8	U	
1,1,2,2-TETRACHLOROETHANE	6.8	U	
1,1,2-TRICHLOROETHANE	6.8	U	
1,1,2-TRICHLOROTRIFLUOROETHANE	6.8	U	
1,1-DICHLOROETHANE	6.8	U	
1,1-DICHLOROETHENE	6.8	U	
1,2,4-TRICHLOROBENZENE	6.8	U	
1,2-DIBROMO-3-CHLOROPROPANE	6.8	U	
1,2-DIBROMOETHANE	6.8	U	
1,2-DICHLOROBENZENE	6.8	U	
1,2-DICHLOROETHANE	6.8	U	
1,2-DICHLOROPROPANE	6.8	U	
1,3-DICHLOROBENZENE	6.8	U	
1,4-DICHLOROBENZENE	6.8	U	
2-BUTANONE	6.8	U	
2-HEXANONE	6.8	U	
4-METHYL-2-PENTANONE	6.8	U	
ACETONE	27	U	
BENZENE	6.8	U	
BROMODICHLOROMETHANE	6.8	U	
BROMOFORM	6.8	U	
BROMOMETHANE	6.8	U	
CARBON DISULFIDE	6.8	U	
CARBON TETRACHLORIDE	6.8	U	
CHLOROBENZENE	6.8	U	
CHLORODIBROMOMETHANE	6.8	U	
CHLOROETHANE	6.8	U	
CHLOROFORM	6.8	U	
CHLOROMETHANE	6.8	U	
CIS-1,2-DICHLOROETHENE	5.8	J	P
CIS-1,3-DICHLOROPROPENE	6.8	U	
CYCLOHEXANE	6.8	U	

nsample	FMC-15
samp_date	10/31/2007
lab_id	C7K020180008
qc_type	NM
units	UG/KG
Pct_Solids	74.0
DUP_OF:	

Parameter	Result	Val Qual	Qual Code
DICHLORODIFLUOROMETHANE	6.8	U	
ETHYLBENZENE	6.8	U	
ISOPROPYLBENZENE	6.8	U	
METHYL ACETATE	6.8	U	
METHYL CYCLOHEXANE	6.8	U	
METHYL TERT-BUTYL ETHER	6.8	U	
METHYLENE CHLORIDE	6.8	U	
STYRENE	6.8	U	
TETRACHLOROETHENE	6.8	U	
TOLUENE	6.8	U	
TOTAL XYLENES	20	U	
TRANS-1,2-DICHLOROETHENE	6.8	U	
TRANS-1,3-DICHLOROPROPENE	6.8	U	
TRICHLOROETHENE	6.8	U	
TRICHLOROFLUOROMETHANE	6.8	U	
VINYL CHLORIDE	6.8	U	

PROJ_NO: 00998

SDG: C7K020180 MEDIA: SOIL DATA FRACTION: OV

nsample	FMC-16	nsample	FMC-16	nsample	FMC-17
samp_date	10/31/2007	samp_date	10/31/2007	samp_date	10/31/2007
lab_id	C7K020180009	lab_id	C7K020180009	lab_id	C7K020180010
qc_type	NM	qc_type	NM	qc_type	NM
units	UG/KG	units	UG/KG	units	UG/KG
Pct_Solids	73.0	Pct_Solids	73.0	Pct_Solids	68.0
DUP_OF:		DUP_OF:		DUP_OF:	

Parameter	Result	Val Qual	Qual Code
1,1,1-TRICHLOROETHANE	6.9	U	
1,1,2,2-TETRACHLOROETHANE	6.9	U	
1,1,2-TRICHLOROETHANE	6.9	U	
1,1,2-TRICHLOROTRIFLUOROETHANE	6.9	U	
1,1-DICHLOROETHANE	6.9	U	
1,1-DICHLOROETHENE	6.9	U	
1,2,4-TRICHLOROBENZENE	6.9	U	
1,2-DIBROMO-3-CHLOROPROPANE	6.9	U	
1,2-DIBROMOETHANE	6.9	U	
1,2-DICHLOROBENZENE	6.9	U	
1,2-DICHLOROETHANE	6.9	U	
1,2-DICHLOROPROPANE	6.9	U	
1,3-DICHLOROBENZENE	6.9	U	
1,4-DICHLOROBENZENE	6.9	U	
2-BUTANONE	6.9	U	
2-HEXANONE	6.9	U	
4-METHYL-2-PENTANONE	6.9	U	
ACETONE	27	U	
BENZENE	6.9	U	
BROMODICHLOROMETHANE	6.9	U	
BROMOFORM	6.9	U	
BROMOMETHANE	6.9	U	
CARBON DISULFIDE	6.9	U	
CARBON TETRACHLORIDE	6.9	U	
CHLOROBENZENE	6.9	U	
CHLORODIBROMOMETHANE	6.9	U	
CHLOROETHANE	6.9	U	
CHLOROFORM	6.9	U	
CHLOROMETHANE	6.9	U	
CIS-1,2-DICHLOROETHENE	4.3	J	P
CIS-1,3-DICHLOROPROPENE	6.9	U	
CYCLOHEXANE	6.9	U	

Parameter	Result	Val Qual	Qual Code
DICHLORODIFLUOROMETHANE	6.9	U	
ETHYLBENZENE	6.9	U	
ISOPROPYLBENZENE	6.9	U	
METHYL ACETATE	6.9	U	
METHYL CYCLOHEXANE	6.9	U	
METHYL TERT-BUTYL ETHER	6.9	U	
METHYLENE CHLORIDE	6.9	U	
STYRENE	6.9	U	
TETRACHLOROETHENE	6.9	U	
TOLUENE	6.9	U	
TOTAL XYLENES	21	U	
TRANS-1,2-DICHLOROETHENE	6.9	U	
TRANS-1,3-DICHLOROPROPENE	6.9	U	
TRICHLOROETHENE	6.9	U	
TRICHLOROFLUOROMETHANE	6.9	U	
VINYL CHLORIDE	6.9	U	

Parameter	Result	Val Qual	Qual Code
1,1,1-TRICHLOROETHANE	7.4	U	
1,1,2,2-TETRACHLOROETHANE	7.4	U	
1,1,2-TRICHLOROETHANE	7.4	U	
1,1,2-TRICHLOROTRIFLUOROETHANE	7.4	U	
1,1-DICHLOROETHANE	7.4	U	
1,1-DICHLOROETHENE	7.4	U	
1,2,4-TRICHLOROBENZENE	7.4	U	
1,2-DIBROMO-3-CHLOROPROPANE	7.4	U	
1,2-DIBROMOETHANE	7.4	U	
1,2-DICHLOROBENZENE	7.4	U	
1,2-DICHLOROETHANE	7.4	U	
1,2-DICHLOROPROPANE	7.4	U	
1,3-DICHLOROBENZENE	7.4	U	
1,4-DICHLOROBENZENE	7.4	U	
2-BUTANONE	7.4	U	
2-HEXANONE	7.4	U	
4-METHYL-2-PENTANONE	7.4	U	
ACETONE	29	U	
BENZENE	7.4	U	
BROMODICHLOROMETHANE	7.4	U	
BROMOFORM	7.4	U	
BROMOMETHANE	7.4	U	
CARBON DISULFIDE	7.4	U	
CARBON TETRACHLORIDE	7.4	U	
CHLOROBENZENE	7.4	U	
CHLORODIBROMOMETHANE	7.4	U	
CHLOROETHANE	7.4	U	
CHLOROFORM	7.4	U	
CHLOROMETHANE	7.4	U	
CIS-1,2-DICHLOROETHENE	7.4	U	
CIS-1,3-DICHLOROPROPENE	7.4	U	
CYCLOHEXANE	7.4	U	

PROJ_NO: 00998

SDG: C7K020180 MEDIA: SOIL DATA FRACTION: OV

nsample	FMC-17
samp_date	10/31/2007
lab_id	C7K020180010
qc_type	NM
units	UG/KG
Pct_Solids	68.0
DUP_OF:	

Parameter	Result	Val Qual	Qual Code
DICHLORODIFLUOROMETHANE	7.4	U	
ETHYLBENZENE	7.4	U	
ISOPROPYLBENZENE	7.4	U	
METHYL ACETATE	7.4	U	
METHYL CYCLOHEXANE	7.4	U	
METHYL TERT-BUTYL ETHER	7.4	U	
METHYLENE CHLORIDE	7.4	U	
STYRENE	7.4	U	
TETRACHLOROETHENE	7.4	U	
TOLUENE	7.4	U	
TOTAL XYLENES	22	U	
TRANS-1,2-DICHLOROETHENE	7.4	U	
TRANS-1,3-DICHLOROPROPENE	7.4	U	
TRICHLOROETHENE	7.4	U	
TRICHLOROFLUOROMETHANE	7.4	U	
VINYL CHLORIDE	7.4	U	

nsample	FMC-18
samp_date	10/31/2007
lab_id	C7K020180011
qc_type	NM
units	UG/KG
Pct_Solids	30.0
DUP_OF:	

Parameter	Result	Val Qual	Qual Code
1,1,1-TRICHLOROETHANE	17	U	
1,1,2,2-TETRACHLOROETHANE	17	U	
1,1,2-TRICHLOROETHANE	17	U	
1,1,2-TRICHLOROTRIFLUOROETHANE	17	U	
1,1-DICHLOROETHANE	17	U	
1,1-DICHLOROETHENE	17	U	
1,2,4-TRICHLOROBENZENE	17	U	
1,2-DIBROMO-3-CHLOROPROPANE	17	U	
1,2-DIBROMOETHANE	17	U	
1,2-DICHLOROBENZENE	17	U	
1,2-DICHLOROETHANE	17	U	
1,2-DICHLOROPROPANE	17	U	
1,3-DICHLOROBENZENE	17	U	
1,4-DICHLOROBENZENE	17	U	
2-BUTANONE	17	U	
2-HEXANONE	17	U	
4-METHYL-2-PENTANONE	17	U	
ACETONE	67	U	
BENZENE	17	U	
BROMODICHLOROMETHANE	17	U	
BROMOFORM	17	U	
BROMOMETHANE	17	U	
CARBON DISULFIDE	17	U	
CARBON TETRACHLORIDE	17	U	
CHLOROBENZENE	17	U	
CHLORODIBROMOMETHANE	17	U	
CHLOROETHANE	17	U	
CHLOROFORM	17	U	
CHLOROMETHANE	17	U	
CIS-1,2-DICHLOROETHENE	17	U	
CIS-1,3-DICHLOROPROPENE	17	U	
CYCLOHEXANE	17	U	

nsample	FMC-18
samp_date	10/31/2007
lab_id	C7K020180011
qc_type	NM
units	UG/KG
Pct_Solids	30.0
DUP_OF:	

Parameter	Result	Val Qual	Qual Code
DICHLORODIFLUOROMETHANE	17	U	
ETHYLBENZENE	17	U	
ISOPROPYLBENZENE	17	U	
METHYL ACETATE	17	U	
METHYL CYCLOHEXANE	17	U	
METHYL TERT-BUTYL ETHER	17	U	
METHYLENE CHLORIDE	17	U	
STYRENE	17	U	
TETRACHLOROETHENE	17	U	
TOLUENE	17	U	
TOTAL XYLENES	50	U	
TRANS-1,2-DICHLOROETHENE	17	U	
TRANS-1,3-DICHLOROPROPENE	17	U	
TRICHLOROETHENE	17	U	
TRICHLOROFLUOROMETHANE	17	U	
VINYL CHLORIDE	17	U	

PROJ_NO: 00998

SDG: C7K020180 MEDIA: SOIL DATA FRACTION: OV

nsample	FMC-19
samp_date	10/31/2007
lab_id	C7K020180012
qc_type	NM
units	UG/KG
Pct_Solids	32.0
DUP_OF:	

Parameter	Result	Val Qual	Qual Code
1,1,1-TRICHLOROETHANE	16	U	
1,1,2,2-TETRACHLOROETHANE	16	U	
1,1,2-TRICHLOROETHANE	16	U	
1,1,2-TRICHLOROTRIFLUOROETHANE	16	U	
1,1-DICHLOROETHANE	16	U	
1,1-DICHLOROETHENE	16	U	
1,2,4-TRICHLOROBENZENE	16	U	
1,2-DIBROMO-3-CHLOROPROPANE	16	U	
1,2-DIBROMOETHANE	16	U	
1,2-DICHLOROBENZENE	16	U	
1,2-DICHLOROETHANE	16	U	
1,2-DICHLOROPROPANE	16	U	
1,3-DICHLOROBENZENE	16	U	
1,4-DICHLOROBENZENE	16	U	
2-BUTANONE	16	U	
2-HEXANONE	16	U	
4-METHYL-2-PENTANONE	16	U	
ACETONE	63	U	
BENZENE	16	U	
BROMODICHLOROMETHANE	16	U	
BROMOFORM	16	U	
BROMOMETHANE	16	U	
CARBON DISULFIDE	16	U	
CARBON TETRACHLORIDE	16	U	
CHLOROBENZENE	16	U	
CHLORODIBROMOMETHANE	16	U	
CHLOROETHANE	16	U	
CHLOROFORM	16	U	
CHLOROMETHANE	16	U	
CIS-1,2-DICHLOROETHENE	16	U	
CIS-1,3-DICHLOROPROPENE	16	U	
CYCLOHEXANE	16	U	

nsample	FMC-19
samp_date	10/31/2007
lab_id	C7K020180012
qc_type	NM
units	UG/KG
Pct_Solids	32.0
DUP_OF:	

Parameter	Result	Val Qual	Qual Code
DICHLORODIFLUOROMETHANE	16	U	
ETHYLBENZENE	16	U	
ISOPROPYLBENZENE	16	U	
METHYL ACETATE	16	U	
METHYL CYCLOHEXANE	16	U	
METHYL TERT-BUTYL ETHER	16	U	
METHYLENE CHLORIDE	16	U	
STYRENE	16	U	
TETRACHLOROETHENE	16	U	
TOLUENE	16	U	
TOTAL XYLENES	47	U	
TRANS-1,2-DICHLOROETHENE	16	U	
TRANS-1,3-DICHLOROPROPENE	16	U	
TRICHLOROETHENE	16	U	
TRICHLOROFLUOROMETHANE	16	U	
VINYL CHLORIDE	16	U	

nsample	FMC-20
samp_date	10/31/2007
lab_id	C7K020180013
qc_type	NM
units	UG/KG
Pct_Solids	27.0
DUP_OF:	

Parameter	Result	Val Qual	Qual Code
1,1,1-TRICHLOROETHANE	18	UJ	Y
1,1,2,2-TETRACHLOROETHANE	18	UJ	Y
1,1,2-TRICHLOROETHANE	18	UJ	Y
1,1,2-TRICHLOROTRIFLUOROETHANE	18	UJ	Y
1,1-DICHLOROETHANE	18	UJ	Y
1,1-DICHLOROETHENE	18	UJ	Y
1,2,4-TRICHLOROBENZENE	18	UJ	Y
1,2-DIBROMO-3-CHLOROPROPANE	18	UJ	Y
1,2-DIBROMOETHANE	18	UJ	Y
1,2-DICHLOROBENZENE	18	UJ	Y
1,2-DICHLOROETHANE	18	UJ	Y
1,2-DICHLOROPROPANE	18	UJ	Y
1,3-DICHLOROBENZENE	18	UJ	Y
1,4-DICHLOROBENZENE	18	UJ	Y
2-BUTANONE	18	UJ	Y
2-HEXANONE	18	UJ	Y
4-METHYL-2-PENTANONE	18	UJ	Y
ACETONE	73	UJ	Y
BENZENE	18	UJ	Y
BROMODICHLOROMETHANE	18	UJ	Y
BROMOFORM	18	UJ	Y
BROMOMETHANE	18	UJ	Y
CARBON DISULFIDE	18	UJ	Y
CARBON TETRACHLORIDE	18	UJ	Y
CHLOROBENZENE	18	UJ	Y
CHLORODIBROMOMETHANE	18	UJ	Y
CHLOROETHANE	18	UJ	Y
CHLOROFORM	18	UJ	Y
CHLOROMETHANE	18	UJ	Y
CIS-1,2-DICHLOROETHENE	18	UJ	Y
CIS-1,3-DICHLOROPROPENE	18	UJ	Y
CYCLOHEXANE	18	UJ	Y

PROJ_NO: 00998

SDG: C7K020180 MEDIA: SOIL DATA FRACTION: OV

nsample	FMC-20
samp_date	10/31/2007
lab_id	C7K020180013
qc_type	NM
units	UG/KG
Pct_Solids	27.0
DUP_OF:	

Parameter	Result	Val Qual	Qual Code
DICHLORODIFLUOROMETHANE	18	UJ	Y
ETHYLBENZENE	18	UJ	Y
ISOPROPYLBENZENE	18	UJ	Y
METHYL ACETATE	18	UJ	Y
METHYL CYCLOHEXANE	18	UJ	Y
METHYL TERT-BUTYL ETHER	18	UJ	Y
METHYLENE CHLORIDE	18	UJ	Y
STYRENE	18	UJ	Y
TETRACHLOROETHENE	18	UJ	Y
TOLUENE	18	UJ	Y
TOTAL XYLENES	55	UJ	Y
TRANS-1,2-DICHLOROETHENE	18	UJ	Y
TRANS-1,3-DICHLOROPROPENE	18	UJ	Y
TRICHLOROETHENE	18	UJ	Y
TRICHLOROFLUOROMETHANE	18	UJ	Y
VINYL CHLORIDE	18	UJ	Y

nsample	FMC-21
samp_date	10/31/2007
lab_id	C7K020180014
qc_type	NM
units	UG/KG
Pct_Solids	76.0
DUP_OF:	

Parameter	Result	Val Qual	Qual Code
1,1,1-TRICHLOROETHANE	6.6	U	
1,1,2,2-TETRACHLOROETHANE	6.6	U	
1,1,2-TRICHLOROETHANE	6.6	U	
1,1,2-TRICHLOROTRIFLUOROETHANE	6.6	U	
1,1-DICHLOROETHANE	6.6	U	
1,1-DICHLOROETHENE	6.6	U	
1,2,4-TRICHLOROBENZENE	6.6	U	
1,2-DIBROMO-3-CHLOROPROPANE	6.6	U	
1,2-DIBROMOETHANE	6.6	U	
1,2-DICHLOROBENZENE	6.6	U	
1,2-DICHLOROETHANE	6.6	U	
1,2-DICHLOROPROPANE	6.6	U	
1,3-DICHLOROBENZENE	6.6	U	
1,4-DICHLOROBENZENE	6.6	U	
2-BUTANONE	6.6	U	
2-HEXANONE	6.6	U	
4-METHYL-2-PENTANONE	6.6	U	
ACETONE	26	U	
BENZENE	6.6	U	
BROMODICHLOROMETHANE	6.6	U	
BROMOFORM	6.6	U	
BROMOMETHANE	6.6	U	
CARBON DISULFIDE	6.6	U	
CARBON TETRACHLORIDE	6.6	U	
CHLOROBENZENE	6.6	U	
CHLORODIBROMOMETHANE	6.6	U	
CHLOROETHANE	6.6	U	
CHLOROFORM	6.6	U	
CHLOROMETHANE	6.6	U	
CIS-1,2-DICHLOROETHENE	6.6	U	
CIS-1,3-DICHLOROPROPENE	6.6	U	
CYCLOHEXANE	6.6	U	

nsample	FMC-21
samp_date	10/31/2007
lab_id	C7K020180014
qc_type	NM
units	UG/KG
Pct_Solids	76.0
DUP_OF:	

Parameter	Result	Val Qual	Qual Code
DICHLORODIFLUOROMETHANE	6.6	U	
ETHYLBENZENE	6.6	U	
ISOPROPYLBENZENE	6.6	U	
METHYL ACETATE	6.6	U	
METHYL CYCLOHEXANE	6.6	U	
METHYL TERT-BUTYL ETHER	6.6	U	
METHYLENE CHLORIDE	6.6	U	
STYRENE	6.6	U	
TETRACHLOROETHENE	6.6	U	
TOLUENE	6.6	U	
TOTAL XYLENES	20	U	
TRANS-1,2-DICHLOROETHENE	6.6	U	
TRANS-1,3-DICHLOROPROPENE	6.6	U	
TRICHLOROETHENE	6.6	U	
TRICHLOROFLUOROMETHANE	6.6	U	
VINYL CHLORIDE	6.6	U	

PROJ_NO: 00998

SDG: C7K020180 MEDIA: SOIL DATA FRACTION: OV

nsample	FMC-22	nsample	FMC-22	nsample	FMC-23
samp_date	10/31/2007	samp_date	10/31/2007	samp_date	10/31/2007
lab_id	C7K020180015	lab_id	C7K020180015	lab_id	C7K020180016
qc_type	NM	qc_type	NM	qc_type	NM
units	UG/KG	units	UG/KG	units	UG/KG
Pct_Solids	75.0	Pct_Solids	75.0	Pct_Solids	71.0
DUP_OF:		DUP_OF:		DUP_OF:	

Parameter	Result	Val Qual	Qual Code
1,1,1-TRICHLOROETHANE	6.6	U	
1,1,2,2-TETRACHLOROETHANE	6.6	U	
1,1,2-TRICHLOROETHANE	6.6	U	
1,1,2-TRICHLOROTRIFLUOROETHANE	6.6	U	
1,1-DICHLOROETHANE	6.6	U	
1,1-DICHLOROETHENE	6.6	U	
1,2,4-TRICHLOROBENZENE	6.6	U	
1,2-DIBROMO-3-CHLOROPROPANE	6.6	U	
1,2-DIBROMOETHANE	6.6	U	
1,2-DICHLOROBENZENE	6.6	U	
1,2-DICHLOROETHANE	6.6	U	
1,2-DICHLOROPROPANE	6.6	U	
1,3-DICHLOROBENZENE	6.6	U	
1,4-DICHLOROBENZENE	6.6	U	
2-BUTANONE	6.6	U	
2-HEXANONE	6.6	U	
4-METHYL-2-PENTANONE	6.6	U	
ACETONE	27	U	
BENZENE	6.6	U	
BROMODICHLOROMETHANE	6.6	U	
BROMOFORM	6.6	U	
BROMOMETHANE	6.6	U	
CARBON DISULFIDE	6.6	U	
CARBON TETRACHLORIDE	6.6	U	
CHLOROBENZENE	6.6	U	
CHLORODIBROMOMETHANE	6.6	U	
CHLOROETHANE	6.6	U	
CHLOROFORM	6.6	U	
CHLOROMETHANE	6.6	U	
CIS-1,2-DICHLOROETHENE	6.6	U	
CIS-1,3-DICHLOROPROPENE	6.6	U	
CYCLOHEXANE	6.6	U	

Parameter	Result	Val Qual	Qual Code
DICHLORODIFLUOROMETHANE	6.6	U	
ETHYLBENZENE	6.6	U	
ISOPROPYLBENZENE	6.6	U	
METHYL ACETATE	6.6	U	
METHYL CYCLOHEXANE	6.6	U	
METHYL TERT-BUTYL ETHER	6.6	U	
METHYLENE CHLORIDE	6.6	U	
STYRENE	6.6	U	
TETRACHLOROETHENE	6.6	U	
TOLUENE	6.6	U	
TOTAL XYLENES	20	U	
TRANS-1,2-DICHLOROETHENE	6.6	U	
TRANS-1,3-DICHLOROPROPENE	6.6	U	
TRICHLOROETHENE	6.6	U	
TRICHLOROFLUOROMETHANE	6.6	U	
VINYL CHLORIDE	6.6	U	

Parameter	Result	Val Qual	Qual Code
1,1,1-TRICHLOROETHANE	7.1	U	
1,1,2,2-TETRACHLOROETHANE	7.1	U	
1,1,2-TRICHLOROETHANE	7.1	U	
1,1,2-TRICHLOROTRIFLUOROETHANE	7.1	U	
1,1-DICHLOROETHANE	7.1	U	
1,1-DICHLOROETHENE	7.1	U	
1,2,4-TRICHLOROBENZENE	7.1	U	
1,2-DIBROMO-3-CHLOROPROPANE	7.1	U	
1,2-DIBROMOETHANE	7.1	U	
1,2-DICHLOROBENZENE	7.1	U	
1,2-DICHLOROETHANE	7.1	U	
1,2-DICHLOROPROPANE	7.1	U	
1,3-DICHLOROBENZENE	7.1	U	
1,4-DICHLOROBENZENE	7.1	U	
2-BUTANONE	7.1	U	
2-HEXANONE	7.1	U	
4-METHYL-2-PENTANONE	7.1	U	
ACETONE	28	U	
BENZENE	7.1	U	
BROMODICHLOROMETHANE	7.1	U	
BROMOFORM	7.1	U	
BROMOMETHANE	7.1	U	
CARBON DISULFIDE	7.1	U	
CARBON TETRACHLORIDE	7.1	U	
CHLOROBENZENE	7.1	U	
CHLORODIBROMOMETHANE	7.1	U	
CHLOROETHANE	7.1	U	
CHLOROFORM	7.1	U	
CHLOROMETHANE	7.1	U	
CIS-1,2-DICHLOROETHENE	7.1	U	
CIS-1,3-DICHLOROPROPENE	7.1	U	
CYCLOHEXANE	7.1	U	

PROJ_NO: 00998

SDG: C7K020180 MEDIA: SOIL DATA FRACTION: OV

nsample	FMC-23
samp_date	10/31/2007
lab_id	C7K020180016
qc_type	NM
units	UG/KG
Pct_Solids	71.0
DUP_OF:	

Parameter	Result	Val Qual	Qual Code
DICHLORODIFLUOROMETHANE	7.1	U	
ETHYLBENZENE	7.1	U	
ISOPROPYLBENZENE	7.1	U	
METHYL ACETATE	7.1	U	
METHYL CYCLOHEXANE	7.1	U	
METHYL TERT-BUTYL ETHER	7.1	U	
METHYLENE CHLORIDE	7.1	U	
STYRENE	7.1	U	
TETRACHLOROETHENE	7.1	U	
TOLUENE	7.1	U	
TOTAL XYLENES	21	U	
TRANS-1,2-DICHLOROETHENE	7.1	U	
TRANS-1,3-DICHLOROPROPENE	7.1	U	
TRICHLOROETHENE	7.1	U	
TRICHLOROFLUOROMETHANE	7.1	U	
VINYL CHLORIDE	7.1	U	

nsample	FMC-24
samp_date	10/30/2007
lab_id	C7K020180001
qc_type	NM
units	UG/KG
Pct_Solids	21.0
DUP_OF:	

Parameter	Result	Val Qual	Qual Code
1,1,1-TRICHLOROETHANE	24	UJ	Y
1,1,2,2-TETRACHLOROETHANE	24	UJ	Y
1,1,2-TRICHLOROETHANE	24	UJ	Y
1,1,2-TRICHLOROTRIFLUOROETHANE	24	UJ	Y
1,1-DICHLOROETHANE	24	UJ	Y
1,1-DICHLOROETHENE	24	UJ	Y
1,2,4-TRICHLOROBENZENE	24	UJ	Y
1,2-DIBROMO-3-CHLOROPROPANE	24	UJ	Y
1,2-DIBROMOETHANE	24	UJ	Y
1,2-DICHLOROBENZENE	24	UJ	Y
1,2-DICHLOROETHANE	24	UJ	Y
1,2-DICHLOROPROPANE	24	UJ	Y
1,3-DICHLOROBENZENE	24	UJ	Y
1,4-DICHLOROBENZENE	24	UJ	Y
2-BUTANONE	24	UJ	Y
2-HEXANONE	24	UJ	Y
4-METHYL-2-PENTANONE	24	UJ	Y
ACETONE	95	UJ	Y
BENZENE	24	UJ	Y
BROMODICHLOROMETHANE	24	UJ	Y
BROMOFORM	24	UJ	Y
BROMOMETHANE	24	UJ	Y
CARBON DISULFIDE	24	UJ	Y
CARBON TETRACHLORIDE	24	UJ	Y
CHLOROBENZENE	24	UJ	Y
CHLORODIBROMOMETHANE	24	UJ	Y
CHLOROETHANE	24	UJ	Y
CHLOROFORM	24	UJ	Y
CHLOROMETHANE	24	UJ	Y
CIS-1,2-DICHLOROETHENE	24	UJ	Y
CIS-1,3-DICHLOROPROPENE	24	UJ	Y
CYCLOHEXANE	24	UJ	Y

nsample	FMC-24
samp_date	10/30/2007
lab_id	C7K020180001
qc_type	NM
units	UG/KG
Pct_Solids	21.0
DUP_OF:	

Parameter	Result	Val Qual	Qual Code
DICHLORODIFLUOROMETHANE	24	UJ	Y
ETHYLBENZENE	24	UJ	Y
ISOPROPYLBENZENE	24	UJ	Y
METHYL ACETATE	24	UJ	Y
METHYL CYCLOHEXANE	24	UJ	Y
METHYL TERT-BUTYL ETHER	24	UJ	Y
METHYLENE CHLORIDE	24	UJ	Y
STYRENE	24	UJ	Y
TETRACHLOROETHENE	24	UJ	Y
TOLUENE	24	UJ	Y
TOTAL XYLENES	71	UJ	Y
TRANS-1,2-DICHLOROETHENE	24	UJ	Y
TRANS-1,3-DICHLOROPROPENE	24	UJ	Y
TRICHLOROETHENE	24	UJ	Y
TRICHLOROFLUOROMETHANE	24	UJ	Y
VINYL CHLORIDE	24	UJ	Y

PROJ_NO: 00998

SDG: C7K020180 MEDIA: SOIL DATA FRACTION: OV

nsample	FMC-25	nsample	FMC-25	nsample	FMC-26
samp_date	10/31/2007	samp_date	10/31/2007	samp_date	10/31/2007
lab_id	C7K020180023	lab_id	C7K020180023	lab_id	C7K020180024
qc_type	NM	qc_type	NM	qc_type	NM
units	UG/KG	units	UG/KG	units	UG/KG
Pct_Solids	26.0	Pct_Solids	26.0	Pct_Solids	30.0
DUP_OF:		DUP_OF:		DUP_OF:	

Parameter	Result	Val Qual	Qual Code
1,1,1-TRICHLOROETHANE	19	UJ	Y
1,1,2,2-TETRACHLOROETHANE	19	UJ	Y
1,1,2-TRICHLOROETHANE	19	UJ	Y
1,1,2-TRICHLOROTRIFLUOROETHANE	19	UJ	Y
1,1-DICHLOROETHANE	19	UJ	Y
1,1-DICHLOROETHENE	19	UJ	Y
1,2,4-TRICHLOROBENZENE	19	UJ	Y
1,2-DIBROMO-3-CHLOROPROPANE	19	UJ	Y
1,2-DIBROMOETHANE	19	UJ	Y
1,2-DICHLOROBENZENE	19	UJ	Y
1,2-DICHLOROETHANE	19	UJ	Y
1,2-DICHLOROPROPANE	19	UJ	Y
1,3-DICHLOROBENZENE	19	UJ	Y
1,4-DICHLOROBENZENE	19	UJ	Y
2-BUTANONE	19	UJ	Y
2-HEXANONE	19	UJ	Y
4-METHYL-2-PENTANONE	19	UJ	Y
ACETONE	40	B	A
BENZENE	19	UJ	Y
BROMODICHLOROMETHANE	19	UJ	Y
BROMOFORM	19	UJ	Y
BROMOMETHANE	19	UJ	Y
CARBON DISULFIDE	19	UJ	Y
CARBON TETRACHLORIDE	19	UJ	Y
CHLOROBENZENE	19	UJ	Y
CHLORODIBROMOMETHANE	19	UJ	Y
CHLOROETHANE	19	UJ	Y
CHLOROFORM	19	UJ	Y
CHLOROMETHANE	19	UJ	Y
CIS-1,2-DICHLOROETHENE	19	UJ	Y
CIS-1,3-DICHLOROPROPENE	19	UJ	Y
CYCLOHEXANE	19	UJ	Y

Parameter	Result	Val Qual	Qual Code
DICHLORODIFLUOROMETHANE	19	UJ	Y
ETHYLBENZENE	19	UJ	Y
ISOPROPYLBENZENE	19	UJ	Y
METHYL ACETATE	19	UJ	Y
METHYL CYCLOHEXANE	19	UJ	Y
METHYL TERT-BUTYL ETHER	19	UJ	Y
METHYLENE CHLORIDE	13	J	APY
STYRENE	19	UJ	Y
TETRACHLOROETHENE	19	UJ	Y
TOLUENE	19	UJ	Y
TOTAL XYLENES	58	UJ	Y
TRANS-1,2-DICHLOROETHENE	19	UJ	Y
TRANS-1,3-DICHLOROPROPENE	19	UJ	Y
TRICHLOROETHENE	19	UJ	Y
TRICHLOROFLUOROMETHANE	19	UJ	Y
VINYL CHLORIDE	19	UJ	Y

Parameter	Result	Val Qual	Qual Code
1,1,1-TRICHLOROETHANE	17	U	
1,1,2,2-TETRACHLOROETHANE	17	U	
1,1,2-TRICHLOROETHANE	17	U	
1,1,2-TRICHLOROTRIFLUOROETHANE	17	U	
1,1-DICHLOROETHANE	17	U	
1,1-DICHLOROETHENE	17	U	
1,2,4-TRICHLOROBENZENE	17	U	
1,2-DIBROMO-3-CHLOROPROPANE	17	U	
1,2-DIBROMOETHANE	17	U	
1,2-DICHLOROBENZENE	17	U	
1,2-DICHLOROETHANE	17	U	
1,2-DICHLOROPROPANE	17	U	
1,3-DICHLOROBENZENE	17	U	
1,4-DICHLOROBENZENE	17	U	
2-BUTANONE	17	U	
2-HEXANONE	17	U	
4-METHYL-2-PENTANONE	17	U	
ACETONE	29	B	A
BENZENE	17	U	
BROMODICHLOROMETHANE	17	U	
BROMOFORM	17	U	
BROMOMETHANE	17	U	
CARBON DISULFIDE	17	U	
CARBON TETRACHLORIDE	17	U	
CHLOROBENZENE	17	U	
CHLORODIBROMOMETHANE	17	U	
CHLOROETHANE	17	U	
CHLOROFORM	17	U	
CHLOROMETHANE	17	U	
CIS-1,2-DICHLOROETHENE	17	U	
CIS-1,3-DICHLOROPROPENE	17	U	
CYCLOHEXANE	17	U	

PROJ_NO: 00998

SDG: C7K020180 MEDIA: SOIL DATA FRACTION: OV

nsample	FMC-26
samp_date	10/31/2007
lab_id	C7K020180024
qc_type	NM
units	UG/KG
Pct_Solids	30.0
DUP_OF:	

Parameter	Result	Val Qual	Qual Code
DICHLORODIFLUOROMETHANE	17	U	
ETHYLBENZENE	17	U	
ISOPROPYLBENZENE	17	U	
METHYL ACETATE	17	U	
METHYL CYCLOHEXANE	17	U	
METHYL TERT-BUTYL ETHER	17	U	
METHYLENE CHLORIDE	9.1	J	AP
STYRENE	17	U	
TETRACHLOROETHENE	17	U	
TOLUENE	17	U	
TOTAL XYLENES	50	U	
TRANS-1,2-DICHLOROETHENE	17	U	
TRANS-1,3-DICHLOROPROPENE	17	U	
TRICHLOROETHENE	17	U	
TRICHLOROFLUOROMETHANE	17	U	
VINYL CHLORIDE	17	U	

nsample	FMC-3
samp_date	10/31/2007
lab_id	C7K020180017
qc_type	NM
units	UG/KG
Pct_Solids	65.0
DUP_OF:	

Parameter	Result	Val Qual	Qual Code
1,1,1-TRICHLOROETHANE	7.7	U	
1,1,2,2-TETRACHLOROETHANE	7.7	U	
1,1,2-TRICHLOROETHANE	7.7	U	
1,1,2-TRICHLOROTRIFLUOROETHANE	7.7	U	
1,1-DICHLOROETHANE	7.7	U	
1,1-DICHLOROETHENE	7.7	U	
1,2,4-TRICHLOROBENZENE	7.7	U	
1,2-DIBROMO-3-CHLOROPROPANE	7.7	U	
1,2-DIBROMOETHANE	7.7	U	
1,2-DICHLOROBENZENE	7.7	U	
1,2-DICHLOROETHANE	7.7	U	
1,2-DICHLOROPROPANE	7.7	U	
1,3-DICHLOROBENZENE	7.7	U	
1,4-DICHLOROBENZENE	7.7	U	
2-BUTANONE	7.7	U	
2-HEXANONE	7.7	U	
4-METHYL-2-PENTANONE	7.7	U	
ACETONE	31	U	
BENZENE	7.7	U	
BROMODICHLOROMETHANE	7.7	U	
BROMOFORM	7.7	U	
BROMOMETHANE	7.7	U	
CARBON DISULFIDE	7.7	U	
CARBON TETRACHLORIDE	7.7	U	
CHLOROBENZENE	7.7	U	
CHLORODIBROMOMETHANE	7.7	U	
CHLOROETHANE	7.7	U	
CHLOROFORM	7.7	U	
CHLOROMETHANE	7.7	U	
CIS-1,2-DICHLOROETHENE	7.7	U	
CIS-1,3-DICHLOROPROPENE	7.7	U	
CYCLOHEXANE	7.7	U	

nsample	FMC-3
samp_date	10/31/2007
lab_id	C7K020180017
qc_type	NM
units	UG/KG
Pct_Solids	65.0
DUP_OF:	

Parameter	Result	Val Qual	Qual Code
DICHLORODIFLUOROMETHANE	7.7	U	
ETHYLBENZENE	7.7	U	
ISOPROPYLBENZENE	7.7	U	
METHYL ACETATE	7.7	U	
METHYL CYCLOHEXANE	7.7	U	
METHYL TERT-BUTYL ETHER	7.7	U	
METHYLENE CHLORIDE	7.7	U	
STYRENE	7.7	U	
TETRACHLOROETHENE	7.7	U	
TOLUENE	7.7	U	
TOTAL XYLENES	23	U	
TRANS-1,2-DICHLOROETHENE	7.7	U	
TRANS-1,3-DICHLOROPROPENE	7.7	U	
TRICHLOROETHENE	7.7	U	
TRICHLOROFLUOROMETHANE	7.7	U	
VINYL CHLORIDE	7.7	U	

PROJ_NO: 00998

SDG: C7K020180 MEDIA: SOIL DATA FRACTION: OV

nsample	FMC-4	nsample	FMC-4	nsample	FMC-5
samp_date	10/31/2007	samp_date	10/31/2007	samp_date	10/31/2007
lab_id	C7K020180018	lab_id	C7K020180018	lab_id	C7K020180019
qc_type	NM	qc_type	NM	qc_type	NM
units	UG/KG	units	UG/KG	units	UG/KG
Pct_Solids	45.0	Pct_Solids	45.0	Pct_Solids	25.0
DUP_OF:		DUP_OF:		DUP_OF:	

Parameter	Result	Val Qual	Qual Code
1,1,1-TRICHLOROETHANE	11	U	
1,1,2,2-TETRACHLOROETHANE	11	U	
1,1,2-TRICHLOROETHANE	11	U	
1,1,2-TRICHLOROTRIFLUOROETHANE	11	U	
1,1-DICHLOROETHANE	11	U	
1,1-DICHLOROETHENE	11	U	
1,2,4-TRICHLOROBENZENE	11	U	
1,2-DIBROMO-3-CHLOROPROPANE	11	U	
1,2-DIBROMOETHANE	11	U	
1,2-DICHLOROBENZENE	11	U	
1,2-DICHLOROETHANE	11	U	
1,2-DICHLOROPROPANE	11	U	
1,3-DICHLOROBENZENE	11	U	
1,4-DICHLOROBENZENE	11	U	
2-BUTANONE	11	U	
2-HEXANONE	11	U	
4-METHYL-2-PENTANONE	11	U	
ACETONE	44	U	
BENZENE	11	U	
BROMODICHLOROMETHANE	11	U	
BROMOFORM	11	U	
BROMOMETHANE	11	U	
CARBON DISULFIDE	11	U	
CARBON TETRACHLORIDE	11	U	
CHLOROBENZENE	11	U	
CHLORODIBROMOMETHANE	11	U	
CHLOROETHANE	11	U	
CHLOROFORM	11	U	
CHLOROMETHANE	11	U	
CIS-1,2-DICHLOROETHENE	11	U	
CIS-1,3-DICHLOROPROPENE	11	U	
CYCLOHEXANE	11	U	

Parameter	Result	Val Qual	Qual Code
DICHLORODIFLUOROMETHANE	11	U	
ETHYLBENZENE	11	U	
ISOPROPYLBENZENE	11	U	
METHYL ACETATE	11	U	
METHYL CYCLOHEXANE	11	U	
METHYL TERT-BUTYL ETHER	11	U	
METHYLENE CHLORIDE	11	U	
STYRENE	11	U	
TETRACHLOROETHENE	11	U	
TOLUENE	11	U	
TOTAL XYLENES	33	U	
TRANS-1,2-DICHLOROETHENE	11	U	
TRANS-1,3-DICHLOROPROPENE	11	U	
TRICHLOROETHENE	11	U	
TRICHLOROFLUOROMETHANE	11	U	
VINYL CHLORIDE	11	U	

Parameter	Result	Val Qual	Qual Code
1,1,1-TRICHLOROETHANE	20	UJ	Y
1,1,2,2-TETRACHLOROETHANE	20	UJ	Y
1,1,2-TRICHLOROETHANE	20	UJ	Y
1,1,2-TRICHLOROTRIFLUOROETHANE	20	UJ	Y
1,1-DICHLOROETHANE	20	UJ	Y
1,1-DICHLOROETHENE	20	UJ	Y
1,2,4-TRICHLOROBENZENE	20	UJ	Y
1,2-DIBROMO-3-CHLOROPROPANE	20	UJ	Y
1,2-DIBROMOETHANE	20	UJ	Y
1,2-DICHLOROBENZENE	20	UJ	Y
1,2-DICHLOROETHANE	20	UJ	Y
1,2-DICHLOROPROPANE	20	UJ	Y
1,3-DICHLOROBENZENE	20	UJ	Y
1,4-DICHLOROBENZENE	20	UJ	Y
2-BUTANONE	20	UJ	Y
2-HEXANONE	20	UJ	Y
4-METHYL-2-PENTANONE	20	UJ	Y
ACETONE	79	UJ	Y
BENZENE	20	UJ	Y
BROMODICHLOROMETHANE	20	UJ	Y
BROMOFORM	20	UJ	Y
BROMOMETHANE	20	UJ	Y
CARBON DISULFIDE	20	UJ	Y
CARBON TETRACHLORIDE	20	UJ	Y
CHLOROBENZENE	20	UJ	Y
CHLORODIBROMOMETHANE	20	UJ	Y
CHLOROETHANE	20	UJ	Y
CHLOROFORM	20	UJ	Y
CHLOROMETHANE	20	UJ	Y
CIS-1,2-DICHLOROETHENE	20	UJ	Y
CIS-1,3-DICHLOROPROPENE	20	UJ	Y
CYCLOHEXANE	20	UJ	Y

PROJ_NO: 00998

SDG: C7K020180 MEDIA: SOIL DATA FRACTION: OV

nsample	FMC-5
samp_date	10/31/2007
lab_id	C7K020180019
qc_type	NM
units	UG/KG
Pct_Solids	25.0
DUP_OF:	

Parameter	Result	Val Qual	Qual Code
DICHLORODIFLUOROMETHANE	20	UJ	Y
ETHYLBENZENE	20	UJ	Y
ISOPROPYLBENZENE	20	UJ	Y
METHYL ACETATE	20	UJ	Y
METHYL CYCLOHEXANE	20	UJ	Y
METHYL TERT-BUTYL ETHER	20	UJ	Y
METHYLENE CHLORIDE	20	UJ	Y
STYRENE	20	UJ	Y
TETRACHLOROETHENE	20	UJ	Y
TOLUENE	20	UJ	Y
TOTAL XYLENES	59	UJ	Y
TRANS-1,2-DICHLOROETHENE	20	UJ	Y
TRANS-1,3-DICHLOROPROPENE	20	UJ	Y
TRICHLOROETHENE	20	UJ	Y
TRICHLOROFLUOROMETHANE	20	UJ	Y
VINYL CHLORIDE	20	UJ	Y

nsample	FMC-6
samp_date	10/31/2007
lab_id	C7K020180020
qc_type	NM
units	UG/KG
Pct_Solids	64.0
DUP_OF:	

Parameter	Result	Val Qual	Qual Code
1,1,1-TRICHLOROETHANE	7.9	U	
1,1,2,2-TETRACHLOROETHANE	7.9	U	
1,1,2-TRICHLOROETHANE	7.9	U	
1,1,2-TRICHLOROTRIFLUOROETHANE	7.9	U	
1,1-DICHLOROETHANE	7.9	U	
1,1-DICHLOROETHENE	7.9	U	
1,2,4-TRICHLOROBENZENE	7.9	U	
1,2-DIBROMO-3-CHLOROPROPANE	7.9	U	
1,2-DIBROMOETHANE	7.9	U	
1,2-DICHLOROBENZENE	7.9	U	
1,2-DICHLOROETHANE	7.9	U	
1,2-DICHLOROPROPANE	7.9	U	
1,3-DICHLOROBENZENE	7.9	U	
1,4-DICHLOROBENZENE	7.9	U	
2-BUTANONE	7.9	U	
2-HEXANONE	7.9	U	
4-METHYL-2-PENTANONE	7.9	U	
ACETONE	31	U	
BENZENE	7.9	U	
BROMODICHLOROMETHANE	7.9	U	
BROMOFORM	7.9	U	
BROMOMETHANE	7.9	U	
CARBON DISULFIDE	7.9	U	
CARBON TETRACHLORIDE	7.9	U	
CHLOROBENZENE	7.9	U	
CHLORODIBROMOMETHANE	7.9	U	
CHLOROETHANE	7.9	U	
CHLOROFORM	7.9	U	
CHLOROMETHANE	7.9	U	
CIS-1,2-DICHLOROETHENE	7.9	U	
CIS-1,3-DICHLOROPROPENE	7.9	U	
CYCLOHEXANE	7.9	U	

nsample	FMC-6
samp_date	10/31/2007
lab_id	C7K020180020
qc_type	NM
units	UG/KG
Pct_Solids	64.0
DUP_OF:	

Parameter	Result	Val Qual	Qual Code
DICHLORODIFLUOROMETHANE	7.9	U	
ETHYLBENZENE	7.9	U	
ISOPROPYLBENZENE	7.9	U	
METHYL ACETATE	7.9	U	
METHYL CYCLOHEXANE	7.9	U	
METHYL TERT-BUTYL ETHER	7.9	U	
METHYLENE CHLORIDE	7.9	U	
STYRENE	7.9	U	
TETRACHLOROETHENE	7.9	U	
TOLUENE	7.9	U	
TOTAL XYLENES	24	U	
TRANS-1,2-DICHLOROETHENE	7.9	U	
TRANS-1,3-DICHLOROPROPENE	7.9	U	
TRICHLOROETHENE	7.9	U	
TRICHLOROFLUOROMETHANE	7.9	U	
VINYL CHLORIDE	7.9	U	

PROJ_NO: 00998

SDG: C7K020180 MEDIA: SOIL DATA FRACTION: OV

nsample	FMC-7
samp_date	10/31/2007
lab_id	C7K020180021
qc_type	NM
units	UG/KG
Pct_Solids	26.0
DUP_OF:	

Parameter	Result	Val Qual	Qual Code
1,1,1-TRICHLOROETHANE	19	UJ	Y
1,1,2,2-TETRACHLOROETHANE	19	UJ	Y
1,1,2-TRICHLOROETHANE	19	UJ	Y
1,1,2-TRICHLOROTRIFLUOROETHANE	19	UJ	Y
1,1-DICHLOROETHANE	19	UJ	Y
1,1-DICHLOROETHENE	19	UJ	Y
1,2,4-TRICHLOROBENZENE	19	UJ	Y
1,2-DIBROMO-3-CHLOROPROPANE	19	UJ	Y
1,2-DIBROMOETHANE	19	UJ	Y
1,2-DICHLOROBENZENE	19	UJ	Y
1,2-DICHLOROETHANE	19	UJ	Y
1,2-DICHLOROPROPANE	19	UJ	Y
1,3-DICHLOROBENZENE	19	UJ	Y
1,4-DICHLOROBENZENE	19	UJ	Y
2-BUTANONE	19	UJ	Y
2-HEXANONE	19	UJ	Y
4-METHYL-2-PENTANONE	19	UJ	Y
ACETONE	25	B	A
BENZENE	19	UJ	Y
BROMODICHLOROMETHANE	19	UJ	Y
BROMOFORM	19	UJ	Y
BROMOMETHANE	19	UJ	Y
CARBON DISULFIDE	19	UJ	Y
CARBON TETRACHLORIDE	19	UJ	Y
CHLOROBENZENE	19	UJ	Y
CHLORODIBROMOMETHANE	19	UJ	Y
CHLOROETHANE	19	UJ	Y
CHLOROFORM	19	UJ	Y
CHLOROMETHANE	19	UJ	Y
CIS-1,2-DICHLOROETHENE	19	UJ	Y
CIS-1,3-DICHLOROPROPENE	19	UJ	Y
CYCLOHEXANE	19	UJ	Y

nsample	FMC-7
samp_date	10/31/2007
lab_id	C7K020180021
qc_type	NM
units	UG/KG
Pct_Solids	26.0
DUP_OF:	

Parameter	Result	Val Qual	Qual Code
DICHLORODIFLUOROMETHANE	19	UJ	Y
ETHYLBENZENE	19	UJ	Y
ISOPROPYLBENZENE	19	UJ	Y
METHYL ACETATE	19	UJ	Y
METHYL CYCLOHEXANE	19	UJ	Y
METHYL TERT-BUTYL ETHER	19	UJ	Y
METHYLENE CHLORIDE	9.4	J	APY
STYRENE	19	UJ	Y
TETRACHLOROETHENE	19	UJ	Y
TOLUENE	19	UJ	Y
TOTAL XYLENES	58	UJ	Y
TRANS-1,2-DICHLOROETHENE	19	UJ	Y
TRANS-1,3-DICHLOROPROPENE	19	UJ	Y
TRICHLOROETHENE	19	UJ	Y
TRICHLOROFLUOROMETHANE	19	UJ	Y
VINYL CHLORIDE	19	UJ	Y

nsample	FMC-8
samp_date	10/31/2007
lab_id	C7K020180022
qc_type	NM
units	UG/KG
Pct_Solids	27.0
DUP_OF:	

Parameter	Result	Val Qual	Qual Code
1,1,1-TRICHLOROETHANE	19	UJ	Y
1,1,2,2-TETRACHLOROETHANE	19	UJ	Y
1,1,2-TRICHLOROETHANE	19	UJ	Y
1,1,2-TRICHLOROTRIFLUOROETHANE	19	UJ	Y
1,1-DICHLOROETHANE	19	UJ	Y
1,1-DICHLOROETHENE	19	UJ	Y
1,2,4-TRICHLOROBENZENE	19	UJ	Y
1,2-DIBROMO-3-CHLOROPROPANE	19	UJ	Y
1,2-DIBROMOETHANE	19	UJ	Y
1,2-DICHLOROBENZENE	19	UJ	Y
1,2-DICHLOROETHANE	19	UJ	Y
1,2-DICHLOROPROPANE	19	UJ	Y
1,3-DICHLOROBENZENE	19	UJ	Y
1,4-DICHLOROBENZENE	19	UJ	Y
2-BUTANONE	19	UJ	Y
2-HEXANONE	19	UJ	Y
4-METHYL-2-PENTANONE	19	UJ	Y
ACETONE	24	B	A
BENZENE	19	UJ	Y
BROMODICHLOROMETHANE	19	UJ	Y
BROMOFORM	19	UJ	Y
BROMOMETHANE	19	UJ	Y
CARBON DISULFIDE	19	UJ	Y
CARBON TETRACHLORIDE	19	UJ	Y
CHLOROBENZENE	19	UJ	Y
CHLORODIBROMOMETHANE	19	UJ	Y
CHLOROETHANE	19	UJ	Y
CHLOROFORM	19	UJ	Y
CHLOROMETHANE	19	UJ	Y
CIS-1,2-DICHLOROETHENE	19	UJ	Y
CIS-1,3-DICHLOROPROPENE	19	UJ	Y
CYCLOHEXANE	19	UJ	Y

PROJ_NO: 00998

SDG: C7K020180 MEDIA: SOIL DATA FRACTION: OV

nsample	FMC-8
samp_date	10/31/2007
lab_id	C7K020180022
qc_type	NM
units	UG/KG
Pct_Solids	27.0
DUP_OF:	

Parameter	Result	Val Qual	Qual Code
DICHLORODIFLUOROMETHANE	19	UJ	Y
ETHYLBENZENE	19	UJ	Y
ISOPROPYLBENZENE	19	UJ	Y
METHYL ACETATE	19	UJ	Y
METHYL CYCLOHEXANE	19	UJ	Y
METHYL TERT-BUTYL ETHER	19	UJ	Y
METHYLENE CHLORIDE	8.4	J	APY
STYRENE	19	UJ	Y
TETRACHLOROETHENE	19	UJ	Y
TOLUENE	19	UJ	Y
TOTAL XYLENES	56	UJ	Y
TRANS-1,2-DICHLOROETHENE	19	UJ	Y
TRANS-1,3-DICHLOROPROPENE	19	UJ	Y
TRICHLOROETHENE	19	UJ	Y
TRICHLOROFLUOROMETHANE	19	UJ	Y
VINYL CHLORIDE	19	UJ	Y

nsample	FMC-9
samp_date	10/30/2007
lab_id	C7K020180002
qc_type	NM
units	UG/KG
Pct_Solids	26.0
DUP_OF:	

Parameter	Result	Val Qual	Qual Code
1,1,1-TRICHLOROETHANE	19	UJ	Y
1,1,2,2-TETRACHLOROETHANE	19	UJ	Y
1,1,2-TRICHLOROETHANE	19	UJ	Y
1,1,2-TRICHLOROTRIFLUOROETHANE	19	UJ	Y
1,1-DICHLOROETHANE	19	UJ	Y
1,1-DICHLOROETHENE	19	UJ	Y
1,2,4-TRICHLOROBENZENE	19	UJ	Y
1,2-DIBROMO-3-CHLOROPROPANE	19	UJ	Y
1,2-DIBROMOETHANE	19	UJ	Y
1,2-DICHLOROBENZENE	19	UJ	Y
1,2-DICHLOROETHANE	19	UJ	Y
1,2-DICHLOROPROPANE	19	UJ	Y
1,3-DICHLOROBENZENE	19	UJ	Y
1,4-DICHLOROBENZENE	19	UJ	Y
2-BUTANONE	19	UJ	Y
2-HEXANONE	19	UJ	Y
4-METHYL-2-PENTANONE	19	UJ	Y
ACETONE	76	UJ	Y
BENZENE	19	UJ	Y
BROMODICHLOROMETHANE	19	UJ	Y
BROMOFORM	19	UJ	Y
BROMOMETHANE	19	UJ	Y
CARBON DISULFIDE	19	UJ	Y
CARBON TETRACHLORIDE	19	UJ	Y
CHLOROBENZENE	19	UJ	Y
CHLORODIBROMOMETHANE	19	UJ	Y
CHLOROETHANE	19	UJ	Y
CHLOROFORM	19	UJ	Y
CHLOROMETHANE	19	UJ	Y
CIS-1,2-DICHLOROETHENE	19	UJ	Y
CIS-1,3-DICHLOROPROPENE	19	UJ	Y
CYCLOHEXANE	19	UJ	Y

nsample	FMC-9
samp_date	10/30/2007
lab_id	C7K020180002
qc_type	NM
units	UG/KG
Pct_Solids	26.0
DUP_OF:	

Parameter	Result	Val Qual	Qual Code
DICHLORODIFLUOROMETHANE	19	UJ	Y
ETHYLBENZENE	19	UJ	Y
ISOPROPYLBENZENE	19	UJ	Y
METHYL ACETATE	19	UJ	Y
METHYL CYCLOHEXANE	19	UJ	Y
METHYL TERT-BUTYL ETHER	19	UJ	Y
METHYLENE CHLORIDE	4.6	J	APY
STYRENE	19	UJ	Y
TETRACHLOROETHENE	19	UJ	Y
TOLUENE	19	UJ	Y
TOTAL XYLENES	57	UJ	Y
TRANS-1,2-DICHLOROETHENE	19	UJ	Y
TRANS-1,3-DICHLOROPROPENE	19	UJ	Y
TRICHLOROETHENE	19	UJ	Y
TRICHLOROFLUOROMETHANE	19	UJ	Y
VINYL CHLORIDE	19	UJ	Y

PROJ_NO: 00998

SDG: C7K020180 MEDIA: SOIL DATA FRACTION: OS

nsample	FMC 10	nsample	FMC 11	nsample	FMC 12
samp_date	10/30/2007	samp_date	10/30/2007	samp_date	10/30/2007
lab_id	8004-20	lab_id	8004-21	lab_id	8004-22
qc_type	NM	qc_type	NM	qc_type	NM
units	UG/KG	units	UG/KG	units	UG/KG
Pct_Solids	27.6	Pct_Solids	26.0	Pct_Solids	38.4
DUP_OF:		DUP_OF:		DUP_OF:	

Parameter	Result	Val Qual	Qual Code
DIBUTYLTIN	1.3	UJ	Y
MONOBUTYLTIN	0.75	UJ	Y
TETRABUTYLTIN	4.3	UJ	Y
TRIBUTYLTIN	1.3	UJ	Y

Parameter	Result	Val Qual	Qual Code
DIBUTYLTIN	1.4	UJ	Y
MONOBUTYLTIN	0.8	UJ	Y
TETRABUTYLTIN	4.6	UJ	Y
TRIBUTYLTIN	1.3	UJ	Y

Parameter	Result	Val Qual	Qual Code
DIBUTYLTIN	0.88	U	
MONOBUTYLTIN	0.51	U	
TETRABUTYLTIN	2.9	U	
TRIBUTYLTIN	0.86	U	

PROJ_NO: 00998

SDG: C7K020180 MEDIA: SOIL DATA FRACTION: OS

nsample	FMC 13	nsample	FMC 14	nsample	FMC 15
samp_date	10/30/2007	samp_date	10/30/2007	samp_date	10/31/2007
lab_id	8004-23	lab_id	8004-24	lab_id	8004-3
qc_type	NM	qc_type	NM	qc_type	NM
units	UG/KG	units	UG/KG	units	UG/KG
Pct_Solids	29.3	Pct_Solids	31.5	Pct_Solids	80.7
DUP_OF:		DUP_OF:		DUP_OF:	

Parameter	Result	Val Qual	Qual Code
DIBUTYLTIN	1.2	UJ	Y
MONOBUTYLTIN	0.7	UJ	Y
TETRABUTYLTIN	4	UJ	Y
TRIBUTYLTIN	1.2	UJ	Y

Parameter	Result	Val Qual	Qual Code
DIBUTYLTIN	1.1	U	
MONOBUTYLTIN	0.66	U	
TETRABUTYLTIN	3.7	U	
TRIBUTYLTIN	1.1	U	

Parameter	Result	Val Qual	Qual Code
DIBUTYLTIN	0.44	U	
MONOBUTYLTIN	5.3		
TETRABUTYLTIN	1.5	U	
TRIBUTYLTIN	0.43	U	

PROJ_NO: 00998

SDG: C7K020180 MEDIA: SOIL DATA FRACTION: OS

nsample	FMC 16
samp_date	10/31/2007
lab_id	8004-4
qc_type	NM
units	UG/KG
Pct_Solids	81.4
DUP_OF:	

Parameter	Result	Val Qual	Qual Code
DIBUTYLTIN	0.43	U	
MONOBUTYLTIN	5		
TETRABUTYLTIN	1.4	U	
TRIBUTYLTIN	0.42	U	

nsample	FMC 17
samp_date	10/31/2007
lab_id	8004-5
qc_type	NM
units	UG/KG
Pct_Solids	80.2
DUP_OF:	

Parameter	Result	Val Qual	Qual Code
DIBUTYLTIN	0.44	U	
MONOBUTYLTIN	0.25	U	
TETRABUTYLTIN	1.5	U	
TRIBUTYLTIN	0.42	U	

nsample	FMC 18
samp_date	10/31/2007
lab_id	8004-6
qc_type	NM
units	UG/KG
Pct_Solids	29.6
DUP_OF:	

Parameter	Result	Val Qual	Qual Code
DIBUTYLTIN	1.2	UJ	Y
MONOBUTYLTIN	0.68	UJ	Y
TETRABUTYLTIN	3.9	UJ	Y
TRIBUTYLTIN	1.1	UJ	Y

PROJ_NO: 00998

SDG: C7K020180 MEDIA: SOIL DATA FRACTION: OS

nsample	FMC 19	nsample	FMC 20	nsample	FMC 21
samp_date	10/31/2007	samp_date	10/31/2007	samp_date	10/31/2007
lab_id	8004-7	lab_id	8004-8	lab_id	8004-9
qc_type	NM	qc_type	NM	qc_type	NM
units	UG/KG	units	UG/KG	units	UG/KG
Pct_Solids	29.7	Pct_Solids	27.7	Pct_Solids	80.6
DUP_OF:		DUP_OF:		DUP_OF:	

Parameter	Result	Val Qual	Qual Code
DIBUTYLTIN	1.2	UJ	Y
MONOBUTYLTIN	0.69	UJ	Y
TETRABUTYLTIN	3.9	UJ	Y
TRIBUTYLTIN	1.1	UJ	Y

Parameter	Result	Val Qual	Qual Code
DIBUTYLTIN	1.3	UJ	Y
MONOBUTYLTIN	0.76	UJ	Y
TETRABUTYLTIN	4.3	UJ	Y
TRIBUTYLTIN	1.3	UJ	Y

Parameter	Result	Val Qual	Qual Code
DIBUTYLTIN	0.43	U	
MONOBUTYLTIN	0.25	U	
TETRABUTYLTIN	1.4	U	
TRIBUTYLTIN	0.42	U	

PROJ_NO: 00998

SDG: C7K020180 MEDIA: SOIL DATA FRACTION: OS

nsample	FMC 22	nsample	FMC 23	nsample	FMC 24
samp_date	10/31/2007	samp_date	10/31/2007	samp_date	10/30/2007
lab_id	8004-10	lab_id	8004-11	lab_id	8004-18
qc_type	NM	qc_type	NM	qc_type	NM
units	UG/KG	units	UG/KG	units	UG/KG
Pct_Solids	81.9	Pct_Solids	76.5	Pct_Solids	23.3
DUP_OF:		DUP_OF:		DUP_OF:	

Parameter	Result	Val Qual	Qual Code
DIBUTYLTIN	0.41	U	
MONOBUTYLTIN	0.24	U	
TETRABUTYLTIN	1.4	U	
TRIBUTYLTIN	0.4	U	

Parameter	Result	Val Qual	Qual Code
DIBUTYLTIN	0.47	U	
MONOBUTYLTIN	6.6		
TETRABUTYLTIN	1.6	U	
TRIBUTYLTIN	0.45	U	

Parameter	Result	Val Qual	Qual Code
DIBUTYLTIN	1.5	UJ	Y
MONOBUTYLTIN	0.89	UJ	Y
TETRABUTYLTIN	5.1	UJ	Y
TRIBUTYLTIN	1.5	UJ	Y

PROJ_NO: 00998

SDG: C7K020180 MEDIA: SOIL DATA FRACTION: OS

nsample	FMC 25	nsample	FMC 26	nsample	FMC 3
samp_date	11/1/2007	samp_date	11/1/2007	samp_date	10/31/2007
lab_id	8004-1	lab_id	8004-2	lab_id	8004-12
qc_type	NM	qc_type	NM	qc_type	NM
units	UG/KG	units	UG/KG	units	UG/KG
Pct_Solids	29.1	Pct_Solids	30.2	Pct_Solids	74.9
DUP_OF:		DUP_OF:		DUP_OF:	

Parameter	Result	Val Qual	Qual Code
DIBUTYLTIN	1.2	UJ	Y
MONOBUTYLTIN	0.71	UJ	Y
TETRABUTYLTIN	4.1	UJ	Y
TRIBUTYLTIN	1.2	UJ	Y

Parameter	Result	Val Qual	Qual Code
DIBUTYLTIN	1.2	U	
MONOBUTYLTIN	0.69	U	
TETRABUTYLTIN	3.9	U	
TRIBUTYLTIN	1.1	U	

Parameter	Result	Val Qual	Qual Code
DIBUTYLTIN	0.47	U	
MONOBUTYLTIN	0.28	U	
TETRABUTYLTIN	1.6	U	
TRIBUTYLTIN	0.46	U	

PROJ_NO: 00998

SDG: C7K020180 MEDIA: SOIL DATA FRACTION: OS

nsample	FMC 4	nsample	FMC 5	nsample	FMC 6
samp_date	10/31/2007	samp_date	10/31/2007	samp_date	10/31/2007
lab_id	8004-13	lab_id	8004-14	lab_id	8004-15
qc_type	NM	qc_type	NM	qc_type	NM
units	UG/KG	units	UG/KG	units	UG/KG
Pct_Solids	41.3	Pct_Solids	28.3	Pct_Solids	79.2
DUP_OF:		DUP_OF:		DUP_OF:	

Parameter	Result	Val Qual	Qual Code
DIBUTYLTIN	0.86	U	
MONOBUTYLTIN	0.5	U	
TETRABUTYLTIN	2.9	U	
TRIBUTYLTIN	0.83	U	

Parameter	Result	Val Qual	Qual Code
DIBUTYLTIN	1.2	UJ	Y
MONOBUTYLTIN	7	J	Y
TETRABUTYLTIN	4.1	UJ	Y
TRIBUTYLTIN	1.2	UJ	Y

Parameter	Result	Val Qual	Qual Code
DIBUTYLTIN	0.44	U	
MONOBUTYLTIN	0.26	U	
TETRABUTYLTIN	1.5	U	
TRIBUTYLTIN	0.43	U	

PROJ_NO: 00998

SDG: C7K020180 MEDIA: SOIL DATA FRACTION: OS

nsample	FMC 7	nsample	FMC 8	nsample	FMC 9
samp_date	10/31/2007	samp_date	10/31/2007	samp_date	10/30/2007
lab_id	8004-16	lab_id	8004-17	lab_id	8004-19
qc_type	NM	qc_type	NM	qc_type	NM
units	UG/KG	units	UG/KG	units	UG/KG
Pct_Solids	28.0	Pct_Solids	32.8	Pct_Solids	26.1
DUP_OF:		DUP_OF:		DUP_OF:	

Parameter	Result	Val Qual	Qual Code
DIBUTYLTIN	1.2	UJ	Y
MONOBUTYLTIN	0.71	UJ	Y
TETRABUTYLTIN	4.1	UJ	Y
TRIBUTYLTIN	1.2	UJ	Y

Parameter	Result	Val Qual	Qual Code
DIBUTYLTIN	1.1	U	
MONOBUTYLTIN	0.62	U	
TETRABUTYLTIN	3.6	U	
TRIBUTYLTIN	1	U	

Parameter	Result	Val Qual	Qual Code
DIBUTYLTIN	1.3	UJ	Y
MONOBUTYLTIN	0.78	UJ	Y
TETRABUTYLTIN	4.5	UJ	Y
TRIBUTYLTIN	1.3	UJ	Y

PROJ_NO: 00998

SDG: C7K020180 MEDIA: SOIL DATA FRACTION: OS

nsample	FMC-10DL
samp_date	10/30/2007
lab_id	C7K020180003
qc_type	NM
units	UG/KG
Pct_Solids	32.0
DUP_OF:	

Parameter	Result	Val Qual	Qual Code
1,1-BIPHENYL	520	U	
2,2'-OXYBIS(1-CHLOROPROPANE)	110	U	
2,4,5-TRICHLOROPHENOL	520	U	
2,4,6-TRICHLOROPHENOL	520	U	
2,4-DICHLOROPHENOL	110	U	
2,4-DIMETHYLPHENOL	520	U	
2,4-DINITROPHENOL	2700	U	
2,4-DINITROTOLUENE	520	U	
2,6-DINITROTOLUENE	520	U	
2-CHLORONAPHTHALENE	110	U	
2-CHLOROPHENOL	520	U	
2-METHYLNAPHTHALENE	75	J	P
2-METHYLPHENOL	520	U	
2-NITROANILINE	2700	U	
2-NITROPHENOL	520	U	
3,3'-DICHLOROBENZIDINE	520	U	
3-NITROANILINE	2700	U	
4,6-DINITRO-2-METHYLPHENOL	2700	U	
4-BROMOPHENYL PHENYL ETHER	520	U	
4-CHLORO-3-METHYLPHENOL	520	U	
4-CHLOROANILINE	520	U	
4-CHLOROPHENYL PHENYL ETHER	520	U	
4-METHYLPHENOL	49	J	P
4-NITROANILINE	2700	U	
4-NITROPHENOL	2700	U	
ACENAPHTHENE	110	U	
ACENAPHTHYLENE	160		
ACETOPHENONE	520	U	
ANTHRACENE	180		
ATRAZINE	520	U	
BENZALDEHYDE	430	J	P
BENZO(A)ANTHRACENE	350		

nsample	FMC-10DL
samp_date	10/30/2007
lab_id	C7K020180003
qc_type	NM
units	UG/KG
Pct_Solids	32.0
DUP_OF:	

Parameter	Result	Val Qual	Qual Code
BENZO(A)PYRENE	470		
BENZO(B)FLUORANTHENE	680		
BENZO(G,H,I)PERYLENE	480		
BENZO(K)FLUORANTHENE	110	U	
BIS(2-CHLOROETHOXY)METHANE	520	U	
BIS(2-CHLOROETHYL)ETHER	110	U	
BIS(2-ETHYLHEXYL)PHTHALATE	230	J	P
BUTYL BENZYL PHTHALATE	170	J	P
CAPROLACTAM	200	J	P
CARBAZOLE	33	J	P
CHRYSENE	450		
DIBENZO(A,H)ANTHRACENE	100	J	P
DIBENZOFURAN	30	J	P
DIETHYL PHTHALATE	520	U	
DIMETHYL PHTHALATE	520	U	
DI-N-BUTYL PHTHALATE	520	U	
DI-N-OCTYL PHTHALATE	520	U	
FLUORANTHENE	690		
FLUORENE	73	J	P
HEXACHLOROBENZENE	110	U	
HEXACHLOROBUTADIENE	110	U	
HEXACHLOROCYCLOPENTADIENE	520	U	
HEXACHLOROETHANE	520	U	
INDENO(1,2,3-CD)PYRENE	400		
ISOPHORONE	520	U	
NAPHTHALENE	86	J	P
NITROBENZENE	110	U	
N-NITROSO-DI-N-PROPYLAMINE	110	U	
N-NITROSODIPHENYLAMINE	110	U	
PENTACHLOROPHENOL	520	U	
PHENANTHRENE	240		
PHENOL	110	U	

nsample	FMC-10DL
samp_date	10/30/2007
lab_id	C7K020180003
qc_type	NM
units	UG/KG
Pct_Solids	32.0
DUP_OF:	

Parameter	Result	Val Qual	Qual Code
PYRENE	720		

PROJ_NO: 00998

SDG: C7K020180 MEDIA: SOIL DATA FRACTION: OS

nsample	FMC-11DL
samp_date	10/30/2007
lab_id	C7K020180004
qc_type	NM
units	UG/KG
Pct_Solids	25.0
DUP_OF:	

Parameter	Result	Val Qual	Qual Code
1,1-BIPHENYL	650	UJ	Y
2,2'-OXYBIS(1-CHLOROPROPANE)	130	UJ	Y
2,4,5-TRICHLOROPHENOL	650	UJ	Y
2,4,6-TRIGHLOROPHENOL	650	UJ	Y
2,4-DICHLOROPHENOL	130	UJ	Y
2,4-DIMETHYLPHENOL	650	UJ	Y
2,4-DINITROPHENOL	3400	UJ	Y
2,4-DINITROTOLUENE	650	UJ	Y
2,6-DINITROTOLUENE	650	UJ	Y
2-CHLORONAPHTHALENE	130	UJ	Y
2-CHLOROPHENOL	650	UJ	Y
2-METHYLNAPHTHALENE	67	J	PY
2-METHYLPHENOL	650	UJ	Y
2-NITROANILINE	3400	UJ	Y
2-NITROPHENOL	650	UJ	Y
3,3'-DICHLOROBENZIDINE	650	UJ	Y
3-NITROANILINE	3400	UJ	Y
4,6-DINITRO-2-METHYLPHENOL	3400	UJ	Y
4-BROMOPHENYL PHENYL ETHER	650	UJ	Y
4-CHLORO-3-METHYLPHENOL	650	UJ	Y
4-CHLOROANILINE	650	UJ	Y
4-CHLOROPHENYL PHENYL ETHER	650	UJ	Y
4-METHYLPHENOL	650	UJ	Y
4-NITROANILINE	3400	UJ	Y
4-NITROPHENOL	3400	UJ	Y
ACENAPHTHENE	130	UJ	Y
ACENAPHTHYLENE	150	J	Y
ACETOPHENONE	650	UJ	Y
ANTHRACENE	170	J	Y
ATRAZINE	650	UJ	Y
BENZALDEHYDE	520	J	PY
BENZO(A)ANTHRACENE	330	J	Y

nsample	FMC-11DL
samp_date	10/30/2007
lab_id	C7K020180004
qc_type	NM
units	UG/KG
Pct_Solids	25.0
DUP_OF:	

Parameter	Result	Val Qual	Qual Code
BENZO(A)PYRENE	400	J	Y
BENZO(B)FLUORANTHENE	640	J	Y
BENZO(G,H,I)PERYLENE	430	J	Y
BENZO(K)FLUORANTHENE	170	J	Y
BIS(2-CHLOROETHOXY)METHANE	650	UJ	Y
BIS(2-CHLOROETHYL)ETHER	130	UJ	Y
BIS(2-ETHYLHEXYL)PHTHALATE	290	J	PY
BUTYL BENZYL PHTHALATE	200	J	PY
CAPROLACTAM	650	UJ	Y
CARBAZOLE	28	J	PY
CHRYSENE	370	J	Y
DIBENZO(A,H)ANTHRACENE	88	J	PY
DIBENZOFURAN	650	UJ	Y
DIETHYL PHTHALATE	650	UJ	Y
DIMETHYL PHTHALATE	650	UJ	Y
DI-N-BUTYL PHTHALATE	650	UJ	Y
DI-N-OCTYL PHTHALATE	650	UJ	Y
FLUORANTHENE	560	J	Y
FLUORENE	65	J	PY
HEXACHLOROBENZENE	130	UJ	Y
HEXACHLOROBUTADIENE	130	UJ	Y
HEXACHLOROCYCLOPENTADIENE	650	UJ	Y
HEXACHLOROETHANE	650	UJ	Y
INDENO(1,2,3-CD)PYRENE	350	J	Y
ISOPHORONE	650	UJ	Y
NAPHTHALENE	74	J	PY
NITROBENZENE	130	UJ	Y
N-NITROSO-DI-N-PROPYLAMINE	130	UJ	Y
N-NITROSODIPHENYLAMINE	130	UJ	Y
PENTACHLOROPHENOL	650	UJ	Y
PHENANTHRENE	220	J	Y
PHENOL	130	UJ	Y

nsample	FMC-11DL
samp_date	10/30/2007
lab_id	C7K020180004
qc_type	NM
units	UG/KG
Pct_Solids	25.0
DUP_OF:	

Parameter	Result	Val Qual	Qual Code
PYRENE	650	J	Y

PROJ_NO: 00998

SDG: C7K020180 MEDIA: SOIL DATA FRACTION: OS

nsample	FMC-12DL
samp_date	10/30/2007
lab_id	C7K020180005
qc_type	NM
units	UG/KG
Pct_Solids	40.0
DUP_OF:	

Parameter	Result	Val Qual	Qual Code
1,1-BIPHENYL	420	U	
2,2'-OXYBIS(1-CHLOROPROPANE)	85	U	
2,4,5-TRICHLOROPHENOL	420	U	
2,4,6-TRICHLOROPHENOL	420	U	
2,4-DICHLOROPHENOL	85	U	
2,4-DIMETHYLPHENOL	420	U	
2,4-DINITROPHENOL	2100	U	
2,4-DINITROTOLUENE	420	U	
2,6-DINITROTOLUENE	420	U	
2-CHLORONAPHTHALENE	85	U	
2-CHLOROPHENOL	420	U	
2-METHYLNAPHTHALENE	32	J	P
2-METHYLPHENOL	420	U	
2-NITROANILINE	2100	U	
2-NITROPHENOL	420	U	
3,3'-DICHLOROBENZIDINE	420	U	
3-NITROANILINE	2100	U	
4,6-DINITRO-2-METHYLPHENOL	2100	U	
4-BROMOPHENYL PHENYL ETHER	420	U	
4-CHLORO-3-METHYLPHENOL	420	U	
4-CHLOROANILINE	420	U	
4-CHLOROPHENYL PHENYL ETHER	420	U	
4-METHYLPHENOL	420	U	
4-NITROANILINE	2100	U	
4-NITROPHENOL	2100	U	
ACENAPHTHENE	85	U	
ACENAPHTHYLENE	81	J	P
ACETOPHENONE	420	U	
ANTHRACENE	92		
ATRAZINE	420	U	
BENZALDEHYDE	330	J	P
BENZO(A)ANTHRACENE	190		

nsample	FMC-12DL
samp_date	10/30/2007
lab_id	C7K020180005
qc_type	NM
units	UG/KG
Pct_Solids	40.0
DUP_OF:	

Parameter	Result	Val Qual	Qual Code
BENZO(A)PYRENE	230		
BENZO(B)FLUORANTHENE	320		
BENZO(G,H,I)PERYLENE	240		
BENZO(K)FLUORANTHENE	130		
BIS(2-CHLOROETHOXY)METHANE	420	U	
BIS(2-CHLOROETHYL)ETHER	85	U	
BIS(2-ETHYLHEXYL)PHTHALATE	170	J	P
BUTYL BENZYL PHTHALATE	420	U	
CAPROLACTAM	170	J	P
CARBAZOLE	85	U	
CHRYSENE	210		
DIBENZO(A,H)ANTHRACENE	54	J	P
DIBENZOFURAN	420	U	
DIETHYL PHTHALATE	420	U	
DIMETHYL PHTHALATE	420	U	
DI-N-BUTYL PHTHALATE	420	U	
DI-N-OCTYL PHTHALATE	420	U	
FLUORANTHENE	370		
FLUORENE	36	J	P
HEXACHLOROBENZENE	85	U	
HEXACHLOROBUTADIENE	85	U	
HEXACHLOROCYCLOPENTADIENE	420	U	
HEXACHLOROETHANE	420	U	
INDENO(1,2,3-CD)PYRENE	190		
ISOPHORONE	420	U	
NAPHTHALENE	39	J	P
NITROBENZENE	85	U	
N-NITROSO-DI-N-PROPYLAMINE	85	U	
N-NITROSODIPHENYLAMINE	85	U	
PENTACHLOROPHENOL	420	U	
PHENANTHRENE	130		
PHENOL	85	U	

nsample	FMC-12DL
samp_date	10/30/2007
lab_id	C7K020180005
qc_type	NM
units	UG/KG
Pct_Solids	40.0
DUP_OF:	

Parameter	Result	Val Qual	Qual Code
PYRENE	350		

PROJ_NO: 00998

SDG: C7K020180 MEDIA: SOIL DATA FRACTION: OS

nsample	FMC-13DL
samp_date	10/30/2007
lab_id	C7K020180006
qc_type	NM
units	UG/KG
Pct_Solids	30.0
DUP_OF:	

Parameter	Result	Val Qual	Qual Code
1,1-BIPHENYL	550	U	
2,2'-OXYBIS(1-CHLOROPROPANE)	110	U	
2,4,5-TRICHLOROPHENOL	550	U	
2,4,6-TRICHLOROPHENOL	550	U	
2,4-DICHLOROPHENOL	110	U	
2,4-DIMETHYLPHENOL	550	U	
2,4-DINITROPHENOL	2800	U	
2,4-DINITROTOLUENE	550	U	
2,6-DINITROTOLUENE	550	U	
2-CHLORONAPHTHALENE	110	U	
2-CHLOROPHENOL	550	U	
2-METHYLNAPHTHALENE	63	J	P
2-METHYLPHENOL	550	U	
2-NITROANILINE	2800	U	
2-NITROPHENOL	550	U	
3,3'-DICHLOROBENZIDINE	550	U	
3-NITROANILINE	2800	U	
4,6-DINITRO-2-METHYLPHENOL	2800	U	
4-BROMOPHENYL PHENYL ETHER	550	U	
4-CHLORO-3-METHYLPHENOL	550	U	
4-CHLOROANILINE	550	U	
4-CHLOROPHENYL PHENYL ETHER	550	U	
4-METHYLPHENOL	38	J	P
4-NITROANILINE	2800	U	
4-NITROPHENOL	2800	U	
ACENAPHTHENE	110	U	
ACENAPHTHYLENE	140		
ACETOPHENONE	550	U	
ANTHRACENE	170		
ATRAZINE	550	U	
BENZALDEHYDE	440	J	P
BENZO(A)ANTHRACENE	350		

nsample	FMC-13DL
samp_date	10/30/2007
lab_id	C7K020180006
qc_type	NM
units	UG/KG
Pct_Solids	30.0
DUP_OF:	

Parameter	Result	Val Qual	Qual Code
BENZO(A)PYRENE	440		
BENZO(B)FLUORANTHENE	820		
BENZO(G,H,I)PERYLENE	460		
BENZO(K)FLUORANTHENE	110	U	
BIS(2-CHLOROETHOXY)METHANE	550	U	
BIS(2-CHLOROETHYL)ETHER	110	U	
BIS(2-ETHYLHEXYL)PHTHALATE	270	J	P
BUTYL BENZYL PHTHALATE	170	J	P
CAPROLACTAM	240	J	P
CARBAZOLE	27	J	P
CHRYSENE	370		
DIBENZO(A,H)ANTHRACENE	100	J	P
DIBENZOFURAN	31	J	P
DIETHYL PHTHALATE	550	U	
DIMETHYL PHTHALATE	550	U	
DI-N-BUTYL PHTHALATE	550	U	
DI-N-OCTYL PHTHALATE	550	U	
FLUORANTHENE	610		
FLUORENE	63	J	P
HEXACHLOROBENZENE	110	U	
HEXACHLOROBUTADIENE	110	U	
HEXACHLOROCYCLOPENTADIENE	550	U	
HEXACHLOROETHANE	550	U	
INDENO(1,2,3-CD)PYRENE	370		
ISOPHORONE	550	U	
NAPHTHALENE	73	J	P
NITROBENZENE	110	U	
N-NITROSO-DI-N-PROPYLAMINE	110	U	
N-NITROSODIPHENYLAMINE	110	U	
PENTACHLOROPHENOL	550	U	
PHENANTHRENE	220		
PHENOL	110	U	

nsample	FMC-13DL
samp_date	10/30/2007
lab_id	C7K020180006
qc_type	NM
units	UG/KG
Pct_Solids	30.0
DUP_OF:	

Parameter	Result	Val Qual	Qual Code
PYRENE	650		

PROJ_NO: 00998

SDG: C7K020180 MEDIA: SOIL DATA FRACTION: OS

nsample	FMC-14DL
samp_date	10/30/2007
lab_id	C7K020180007
qc_type	NM
units	UG/KG
Pct_Solids	28.0
DUP_OF:	

Parameter	Result	Val Qual	Qual Code
1,1-BIPHENYL	590	UJ	Y
2,2'-OXYBIS(1-CHLOROPROPANE)	120	UJ	Y
2,4,5-TRICHLOROPHENOL	590	UJ	Y
2,4,6-TRICHLOROPHENOL	590	UJ	Y
2,4-DICHLOROPHENOL	120	UJ	Y
2,4-DIMETHYLPHENOL	590	UJ	Y
2,4-DINITROPHENOL	3100	UJ	Y
2,4-DINITROTOLUENE	590	UJ	Y
2,6-DINITROTOLUENE	590	UJ	Y
2-CHLORONAPHTHALENE	120	UJ	Y
2-CHLOROPHENOL	590	UJ	Y
2-METHYLNAPHTHALENE	77	J	PY
2-METHYLPHENOL	590	UJ	Y
2-NITROANILINE	3100	UJ	Y
2-NITROPHENOL	590	UJ	Y
3,3'-DICHLOROBENZIDINE	590	UJ	Y
3-NITROANILINE	3100	UJ	Y
4,6-DINITRO-2-METHYLPHENOL	3100	UJ	Y
4-BROMOPHENYL PHENYL ETHER	590	UJ	Y
4-CHLORO-3-METHYLPHENOL	590	UJ	Y
4-CHLOROANILINE	590	UJ	Y
4-CHLOROPHENYL PHENYL ETHER	590	UJ	Y
4-METHYLPHENOL	590	UJ	Y
4-NITROANILINE	3100	UJ	Y
4-NITROPHENOL	3100	UJ	Y
ACENAPHTHENE	120	UJ	Y
ACENAPHTHYLENE	170	J	Y
ACETOPHENONE	590	UJ	Y
ANTHRACENE	200	J	Y
ATRAZINE	590	UJ	Y
BENZALDEHYDE	470	J	PY
BENZO(A)ANTHRACENE	400	J	Y

nsample	FMC-14DL
samp_date	10/30/2007
lab_id	C7K020180007
qc_type	NM
units	UG/KG
Pct_Solids	28.0
DUP_OF:	

Parameter	Result	Val Qual	Qual Code
BENZO(A)PYRENE	490	J	Y
BENZO(B)FLUORANTHENE	680	J	Y
BENZO(G,H,I)PERYLENE	520	J	Y
BENZO(K)FLUORANTHENE	120	UJ	Y
BIS(2-CHLOROETHOXY)METHANE	590	UJ	Y
BIS(2-CHLOROETHYL)ETHER	120	UJ	Y
BIS(2-ETHYLHEXYL)PHTHALATE	260	J	PY
BUTYL BENZYL PHTHALATE	190	J	PY
CAPROLACTAM	240	J	PY
CARBAZOLE	35	J	PY
CHRYSENE	440	J	Y
DIBENZO(A,H)ANTHRACENE	110	J	PY
DIBENZOFURAN	35	J	PY
DIETHYL PHTHALATE	590	UJ	Y
DIMETHYL PHTHALATE	590	UJ	Y
DI-N-BUTYL PHTHALATE	590	UJ	Y
DI-N-OCTYL PHTHALATE	590	UJ	Y
FLUORANTHENE	720	J	Y
FLUORENE	71	J	PY
HEXACHLOROBENZENE	120	UJ	Y
HEXACHLOROBUTADIENE	120	UJ	Y
HEXACHLOROCYCLOPENTADIENE	590	UJ	Y
HEXACHLOROETHANE	590	UJ	Y
INDENO(1,2,3-CD)PYRENE	420	J	Y
ISOPHORONE	590	UJ	Y
NAPHTHALENE	85	J	PY
NITROBENZENE	120	UJ	Y
N-NITROSO-DI-N-PROPYLAMINE	120	UJ	Y
N-NITROSODIPHENYLAMINE	120	UJ	Y
PENTACHLOROPHENOL	590	UJ	Y
PHENANTHRENE	260	J	Y
PHENOL	120	UJ	Y

nsample	FMC-14DL
samp_date	10/30/2007
lab_id	C7K020180007
qc_type	NM
units	UG/KG
Pct_Solids	28.0
DUP_OF:	

Parameter	Result	Val Qual	Qual Code
PYRENE	820	J	Y

PROJ_NO: 00998

SDG: C7K020180 MEDIA: SOIL DATA FRACTION: OS

nsample	FMC-15DL
samp_date	10/31/2007
lab_id	C7K020180008
qc_type	NM
units	UG/KG
Pct_Solids	74.0
DUP_OF:	

Parameter	Result	Val Qual	Qual Code
1,1-BIPHENYL	31	U	
2,2'-OXYBIS(1-CHLOROPROPANE)	6.4	U	
2,4,5-TRICHLOROPHENOL	31	U	
2,4,6-TRICHLOROPHENOL	31	U	
2,4-DICHLOROPHENOL	6.4	U	
2,4-DIMETHYLPHENOL	31	U	
2,4-DINITROPHENOL	160	U	
2,4-DINITROTOLUENE	31	U	
2,6-DINITROTOLUENE	31	U	
2-CHLORONAPHTHALENE	6.4	U	
2-CHLOROPHENOL	31	U	
2-METHYLNAPHTHALENE	1.8	J	P
2-METHYLPHENOL	31	U	
2-NITROANILINE	160	U	
2-NITROPHENOL	31	U	
3,3'-DICHLOROBENZIDINE	31	U	
3-NITROANILINE	160	U	
4,6-DINITRO-2-METHYLPHENOL	160	U	
4-BROMOPHENYL PHENYL ETHER	31	U	
4-CHLORO-3-METHYLPHENOL	31	U	
4-CHLOROANILINE	31	U	
4-CHLOROPHENYL PHENYL ETHER	31	U	
4-METHYLPHENOL	31	U	
4-NITROANILINE	160	U	
4-NITROPHENOL	160	U	
ACENAPHTHENE	6.4	U	
ACENAPHTHYLENE	3.9	J	P
ACETOPHENONE	2.3	J	P
ANTHRACENE	4.4	J	P
ATRAZINE	31	U	
BENZALDEHYDE	25	J	P
BENZO(A)ANTHRACENE	7.6		

nsample	FMC-15DL
samp_date	10/31/2007
lab_id	C7K020180008
qc_type	NM
units	UG/KG
Pct_Solids	74.0
DUP_OF:	

Parameter	Result	Val Qual	Qual Code
BENZO(A)PYRENE	8.6		
BENZO(B)FLUORANTHENE	12		
BENZO(G,H,I)PERYLENE	8.4		
BENZO(K)FLUORANTHENE	4.1	J	P
BIS(2-CHLOROETHOXY)METHANE	31	U	
BIS(2-CHLOROETHYL)ETHER	6.4	U	
BIS(2-ETHYLHEXYL)PHTHALATE	20	J	P
BUTYL BENZYL PHTHALATE	15	J	P
CAPROLACTAM	23	J	P
CARBAZOLE	6.4	U	
CHRYSENE	7.8		
DIBENZO(A,H)ANTHRACENE	6.4	U	
DIBENZOFURAN	31	U	
DIETHYL PHTHALATE	6.4	B	A
DIMETHYL PHTHALATE	31	U	
DI-N-BUTYL PHTHALATE	5.7	J	P
DI-N-OCTYL PHTHALATE	31	U	
FLUORANTHENE	15		
FLUORENE	2.3	J	P
HEXACHLOROBENZENE	6.4	U	
HEXACHLOROBUTADIENE	6.4	U	
HEXACHLOROCYCLOPENTADIENE	31	UR	D
HEXACHLOROETHANE	31	U	
INDENO(1,2,3-CD)PYRENE	6.9		
ISOPHORONE	31	U	
NAPHTHALENE	2	J	P
NITROBENZENE	6.4	U	
N-NITROSO-DI-N-PROPYLAMINE	6.4	U	
N-NITROSODIPHENYLAMINE	6.4	U	
PENTACHLOROPHENOL	31	U	
PHENANTHRENE	7.7		
PHENOL	6.4	U	

nsample	FMC-15DL
samp_date	10/31/2007
lab_id	C7K020180008
qc_type	NM
units	UG/KG
Pct_Solids	74.0
DUP_OF:	

Parameter	Result	Val Qual	Qual Code
PYRENE	13		

PROJ_NO: 00998

SDG: C7K020180 MEDIA: SOIL DATA FRACTION: OS

nsample	FMC-16DL
samp_date	10/31/2007
lab_id	C7K020180009
qc_type	NM
units	UG/KG
Pct_Solids	73.0
DUP_OF:	

Parameter	Result	Val Qual	Qual Code
1,1-BIPHENYL	32	U	
2,2'-OXYBIS(1-CHLOROPROPANE)	6.4	U	
2,4,5-TRICHLOROPHENOL	32	U	
2,4,6-TRICHLOROPHENOL	32	U	
2,4-DICHLOROPHENOL	6.4	U	
2,4-DIMETHYLPHENOL	32	U	
2,4-DINITROPHENOL	160	U	
2,4-DINITROTOLUENE	32	U	
2,6-DINITROTOLUENE	32	U	
2-CHLORONAPHTHALENE	6.4	U	
2-CHLOROPHENOL	32	U	
2-METHYLNAPHTHALENE	6.4	U	
2-METHYLPHENOL	32	U	
2-NITROANILINE	160	U	
2-NITROPHENOL	32	U	
3,3'-DICHLOROBENZIDINE	32	U	
3-NITROANILINE	160	U	
4,6-DINITRO-2-METHYLPHENOL	160	U	
4-BROMOPHENYL PHENYL ETHER	32	U	
4-CHLORO-3-METHYLPHENOL	32	U	
4-CHLOROANILINE	32	U	
4-CHLOROPHENYL PHENYL ETHER	32	U	
4-METHYLPHENOL	32	U	
4-NITROANILINE	160	U	
4-NITROPHENOL	160	U	
ACENAPHTHENE	6.4	U	
ACENAPHTHYLENE	2.8	J	P
ACETOPHENONE	1.9	J	P
ANTHRACENE	3.1	J	P
ATRAZINE	32	U	
BENZALDEHYDE	25	J	P
BENZO(A)ANTHRACENE	4.8	J	P

nsample	FMC-16DL
samp_date	10/31/2007
lab_id	C7K020180009
qc_type	NM
units	UG/KG
Pct_Solids	73.0
DUP_OF:	

Parameter	Result	Val Qual	Qual Code
BENZO(A)PYRENE	6.9		
BENZO(B)FLUORANTHENE	8		
BENZO(G,H,I)PERYLENE	7.2		
BENZO(K)FLUORANTHENE	6.4	U	
BIS(2-CHLOROETHOXY)METHANE	32	U	
BIS(2-CHLOROETHYL)ETHER	6.4	U	
BIS(2-ETHYLHEXYL)PHTHALATE	21	J	P
BUTYL BENZYL PHTHALATE	15	J	P
CAPROLACTAM	28	J	P
CARBAZOLE	6.4	U	
CHRYSENE	6.6		
DIBENZO(A,H)ANTHRACENE	6.4	U	
DIBENZOFURAN	32	U	
DIETHYL PHTHALATE	4.6	B	A
DIMETHYL PHTHALATE	32	U	
DI-N-BUTYL PHTHALATE	6.5	J	P
DI-N-OCTYL PHTHALATE	32	U	
FLUORANTHENE	9.6		
FLUORENE	6.4	U	
HEXACHLOROBENZENE	6.4	U	
HEXACHLOROBUTADIENE	6.4	U	
HEXACHLOROCYCLOPENTADIENE	32	U	
HEXACHLOROETHANE	32	U	
INDENO(1,2,3-CD)PYRENE	5.3	J	P
ISOPHORONE	32	U	
NAPHTHALENE	1.5	J	P
NITROBENZENE	6.4	U	
N-NITROSO-DI-N-PROPYLAMINE	6.4	U	
N-NITROSODIPHENYLAMINE	6.4	U	
PENTACHLOROPHENOL	32	U	
PHENANTHRENE	5.3	J	P
PHENOL	6.4	U	

nsample	FMC-16DL
samp_date	10/31/2007
lab_id	C7K020180009
qc_type	NM
units	UG/KG
Pct_Solids	73.0
DUP_OF:	

Parameter	Result	Val Qual	Qual Code
PYRENE	9.9		

PROJ_NO: 00998

SDG: C7K020180 MEDIA: SOIL DATA FRACTION: OS

nsample	FMC-17DL	nsample	FMC-17DL	nsample	FMC-17DL
samp_date	10/31/2007	samp_date	10/31/2007	samp_date	10/31/2007
lab_id	C7K020180010	lab_id	C7K020180010	lab_id	C7K020180010
qc_type	NM	qc_type	NM	qc_type	NM
units	UG/KG	units	UG/KG	units	UG/KG
Pct_Solids	68.0	Pct_Solids	68.0	Pct_Solids	68.0
DUP_OF:		DUP_OF:		DUP_OF:	

Parameter	Result	Val Qual	Qual Code
1,1-BIPHENYL	160	U	
2,2'-OXYBIS(1-CHLOROPROPANE)	32	U	
2,4,5-TRICHLOROPHENOL	160	U	
2,4,6-TRICHLOROPHENOL	160	U	
2,4-DICHLOROPHENOL	32	U	
2,4-DIMETHYLPHENOL	160	U	
2,4-DINITROPHENOL	810	U	
2,4-DINITROTOLUENE	160	U	
2,6-DINITROTOLUENE	160	U	
2-CHLORONAPHTHALENE	32	U	
2-CHLOROPHENOL	160	U	
2-METHYLNAPHTHALENE	8.9	J	P
2-METHYLPHENOL	160	U	
2-NITROANILINE	810	U	
2-NITROPHENOL	160	U	
3,3'-DICHLOROBENZIDINE	160	U	
3-NITROANILINE	810	U	
4,6-DINITRO-2-METHYLPHENOL	810	U	
4-BROMOPHENYL PHENYL ETHER	160	U	
4-CHLORO-3-METHYLPHENOL	160	U	
4-CHLOROANILINE	160	U	
4-CHLOROPHENYL PHENYL ETHER	160	U	
4-METHYLPHENOL	160	U	
4-NITROANILINE	810	U	
4-NITROPHENOL	810	U	
ACENAPHTHENE	32	U	
ACENAPHTHYLENE	26	J	P
ACETOPHENONE	160	U	
ANTHRACENE	27	J	P
ATRAZINE	160	U	
BENZALDEHYDE	120	J	P
BENZO(A)ANTHRACENE	46		

Parameter	Result	Val Qual	Qual Code
BENZO(A)PYRENE	53		
BENZO(B)FLUORANTHENE	79		
BENZO(G,H,I)PERYLENE	58		
BENZO(K)FLUORANTHENE	32	U	
BIS(2-CHLOROETHOXY)METHANE	160	U	
BIS(2-CHLOROETHYL)ETHER	32	U	
BIS(2-ETHYLHEXYL)PHTHALATE	66	J	P
BUTYL BENZYL PHTHALATE	50	J	P
CAPROLACTAM	160	U	
CARBAZOLE	32	U	
CHRYSENE	51		
DIBENZO(A,H)ANTHRACENE	13	J	P
DIBENZOFURAN	160	U	
DIETHYL PHTHALATE	160	U	
DIMETHYL PHTHALATE	160	U	
DI-N-BUTYL PHTHALATE	160	U	
DI-N-OCTYL PHTHALATE	160	U	
FLUORANTHENE	85		
FLUORENE	7.9	J	P
HEXACHLOROBENZENE	32	U	
HEXACHLOROBUTADIENE	32	U	
HEXACHLOROCYCLOPENTADIENE	160	U	
HEXACHLOROETHANE	160	U	
INDENO(1,2,3-CD)PYRENE	48		
ISOPHORONE	160	U	
NAPHTHALENE	11	J	P
NITROBENZENE	32	U	
N-NITROSO-DI-N-PROPYLAMINE	32	U	
N-NITROSODIPHENYLAMINE	32	U	
PENTACHLOROPHENOL	160	U	
PHENANTHRENE	33		
PHENOL	32	U	

Parameter	Result	Val Qual	Qual Code
PYRENE	84		

PROJ_NO: 00998

SDG: C7K020180 MEDIA: SOIL DATA FRACTION: OS

nsample	FMC-18DL
samp_date	10/31/2007
lab_id	C7K020180011
qc_type	NM
units	UG/KG
Pct_Solids	30.0
DUP_OF:	

Parameter	Result	Val Qual	Qual Code
1,1-BIPHENYL	550	U	
2,2'-OXYBIS(1-CHLOROPROPANE)	110	U	
2,4,5-TRICHLOROPHENOL	550	U	
2,4,6-TRICHLOROPHENOL	550	U	
2,4-DICHLOROPHENOL	110	U	
2,4-DIMETHYLPHENOL	550	U	
2,4-DINITROPHENOL	2800	U	
2,4-DINITROTOLUENE	550	U	
2,6-DINITROTOLUENE	550	U	
2-CHLORONAPHTHALENE	110	U	
2-CHLOROPHENOL	550	U	
2-METHYLNAPHTHALENE	60	J	P
2-METHYLPHENOL	550	U	
2-NITROANILINE	2800	U	
2-NITROPHENOL	550	U	
3,3'-DICHLOROBENZIDINE	550	U	
3-NITROANILINE	2800	U	
4,6-DINITRO-2-METHYLPHENOL	2800	U	
4-BROMOPHENYL PHENYL ETHER	550	U	
4-CHLORO-3-METHYLPHENOL	550	U	
4-CHLOROANILINE	550	U	
4-CHLOROPHENYL PHENYL ETHER	550	U	
4-METHYLPHENOL	45	J	P
4-NITROANILINE	2800	U	
4-NITROPHENOL	2800	U	
ACENAPHTHENE	110	U	
ACENAPHTHYLENE	110		
ACETOPHENONE	550	U	
ANTHRACENE	110	U	
ATRAZINE	550	U	
BENZALDEHYDE	450	J	P
BENZO(A)ANTHRACENE	230		

nsample	FMC-18DL
samp_date	10/31/2007
lab_id	C7K020180011
qc_type	NM
units	UG/KG
Pct_Solids	30.0
DUP_OF:	

Parameter	Result	Val Qual	Qual Code
BENZO(A)PYRENE	340		
BENZO(B)FLUORANTHENE	510		
BENZO(G,H,I)PERYLENE	370		
BENZO(K)FLUORANTHENE	110	U	
BIS(2-CHLOROETHOXY)METHANE	550	U	
BIS(2-CHLOROETHYL)ETHER	110	U	
BIS(2-ETHYLHEXYL)PHTHALATE	260	J	P
BUTYL BENZYL PHTHALATE	170	J	P
CAPROLACTAM	210	J	P
CARBAZOLE	110	U	
CHRYSENE	300		
DIBENZO(A,H)ANTHRACENE	77	J	P
DIBENZOFURAN	550	U	
DIETHYL PHTHALATE	550	U	
DIMETHYL PHTHALATE	550	U	
DI-N-BUTYL PHTHALATE	550	U	
DI-N-OCTYL PHTHALATE	550	U	
FLUORANTHENE	470		
FLUORENE	49	J	P
HEXACHLOROBENZENE	110	U	
HEXACHLOROBUTADIENE	110	U	
HEXACHLOROCYCLOPENTADIENE	550	U	
HEXACHLOROETHANE	550	U	
INDENO(1,2,3-CD)PYRENE	290		
ISOPHORONE	550	U	
NAPHTHALENE	60	J	P
NITROBENZENE	110	U	
N-NITROSO-DI-N-PROPYLAMINE	110	U	
N-NITROSODIPHENYLAMINE	110	U	
PENTACHLOROPHENOL	550	U	
PHENANTHRENE	180		
PHENOL	110	U	

nsample	FMC-18DL
samp_date	10/31/2007
lab_id	C7K020180011
qc_type	NM
units	UG/KG
Pct_Solids	30.0
DUP_OF:	

Parameter	Result	Val Qual	Qual Code
PYRENE	520		

PROJ_NO: 00998

SDG: C7K020180 MEDIA: SOIL DATA FRACTION: OS

nsample	FMC-19DL	nsample	FMC-19DL	nsample	FMC-19DL
samp_date	10/31/2007	samp_date	10/31/2007	samp_date	10/31/2007
lab_id	C7K020180012	lab_id	C7K020180012	lab_id	C7K020180012
qc_type	NM	qc_type	NM	qc_type	NM
units	UG/KG	units	UG/KG	units	UG/KG
Pct_Solids	32.0	Pct_Solids	32.0	Pct_Solids	32.0
DUP_OF:		DUP_OF:		DUP_OF:	

Parameter	Result	Val Qual	Qual Code
1,1-BIPHENYL	520	U	
2,2'-OXYBIS(1-CHLOROPROPANE)	100	U	
2,4,5-TRICHLOROPHENOL	520	U	
2,4,6-TRICHLOROPHENOL	520	U	
2,4-DICHLOROPHENOL	100	U	
2,4-DIMETHYLPHENOL	520	U	
2,4-DINITROPHENOL	2700	U	
2,4-DINITROTOLUENE	520	U	
2,6-DINITROTOLUENE	520	U	
2-CHLORONAPHTHALENE	100	U	
2-CHLOROPHENOL	520	U	
2-METHYLNAPHTHALENE	69	J	P
2-METHYLPHENOL	520	U	
2-NITROANILINE	2700	U	
2-NITROPHENOL	520	U	
3,3'-DICHLOROBENZIDINE	520	U	
3-NITROANILINE	2700	U	
4,6-DINITRO-2-METHYLPHENOL	2700	U	
4-BROMOPHENYL PHENYL ETHER	520	U	
4-CHLORO-3-METHYLPHENOL	520	U	
4-CHLOROANILINE	520	U	
4-CHLOROPHENYL PHENYL ETHER	520	U	
4-METHYLPHENOL	35	J	P
4-NITROANILINE	2700	U	
4-NITROPHENOL	2700	U	
ACENAPHTHENE	27	J	P
ACENAPHTHYLENE	120		
ACETOPHENONE	520	U	
ANTHRACENE	160		
ATRAZINE	520	U	
BENZALDEHYDE	420	J	P
BENZO(A)ANTHRACENE	330		
BENZO(A)PYRENE	400		
BENZO(B)FLUORANTHENE	750		
BENZO(G,H,I)PERYLENE	450		
BENZO(K)FLUORANTHENE	100	U	
BIS(2-CHLOROETHOXY)METHANE	520	U	
BIS(2-CHLOROETHYL)ETHER	100	U	
BIS(2-ETHYLHEXYL)PHTHALATE	220	J	P
BUTYL BENZYL PHTHALATE	170	J	P
CAPROLACTAM	520	U	
CARBAZOLE	27	J	P
CHRYSENE	360		
DIBENZO(A,H)ANTHRACENE	69	J	P
DIBENZOFURAN	520	U	
DIETHYL PHTHALATE	520	U	
DIMETHYL PHTHALATE	520	U	
DI-N-BUTYL PHTHALATE	520	U	
DI-N-OCTYL PHTHALATE	520	U	
FLUORANTHENE	590		
FLUORENE	63	J	P
HEXACHLOROBENZENE	100	U	
HEXACHLOROBUTADIENE	100	U	
HEXACHLOROCYCLOPENTADIENE	520	U	
HEXACHLOROETHANE	520	U	
INDENO(1,2,3-CD)PYRENE	350		
ISOPHORONE	520	U	
NAPHTHALENE	83	J	P
NITROBENZENE	100	U	
N-NITROSO-DI-N-PROPYLAMINE	100	U	
N-NITROSODIPHENYLAMINE	100	U	
PENTACHLOROPHENOL	520	U	
PHENANTHRENE	210		
PHENOL	100	U	
PYRENE	640		

PROJ_NO: 00998

SDG: C7K020180 MEDIA: SOIL DATA FRACTION: OS

nsample	FMC-20DL
samp_date	10/31/2007
lab_id	C7K020180013
qc_type	NM
units	UG/KG
Pct_Solids	27.0
DUP_OF:	

Parameter	Result	Val Qual	Qual Code
1,1-BIPHENYL	600	UJ	Y
2,2'-OXYBIS(1-CHLOROPROPANE)	120	UJ	Y
2,4,5-TRICHLOROPHENOL	600	UJ	Y
2,4,6-TRICHLOROPHENOL	600	UJ	Y
2,4-DICHLOROPHENOL	120	UJ	Y
2,4-DIMETHYLPHENOL	600	UJ	Y
2,4-DINITROPHENOL	3100	UJ	Y
2,4-DINITROTOLUENE	600	UJ	Y
2,6-DINITROTOLUENE	600	UJ	Y
2-CHLORONAPHTHALENE	120	UJ	Y
2-CHLOROPHENOL	600	UJ	Y
2-METHYLNAPHTHALENE	51	J	PY
2-METHYLPHENOL	600	UJ	Y
2-NITROANILINE	3100	UJ	Y
2-NITROPHENOL	600	UJ	Y
3,3'-DICHLOROBENZIDINE	600	UJ	Y
3-NITROANILINE	3100	UJ	Y
4,6-DINITRO-2-METHYLPHENOL	3100	UJ	Y
4-BROMOPHENYL PHENYL ETHER	600	UJ	Y
4-CHLORO-3-METHYLPHENOL	600	UJ	Y
4-CHLOROANILINE	600	UJ	Y
4-CHLOROPHENYL PHENYL ETHER	600	UJ	Y
4-METHYLPHENOL	600	UJ	Y
4-NITROANILINE	3100	UJ	Y
4-NITROPHENOL	3100	UJ	Y
ACENAPHTHENE	120	UJ	Y
ACENAPHTHYLENE	110	J	PY
ACETOPHENONE	600	UJ	Y
ANTHRACENE	120	J	Y
ATRAZINE	600	UJ	Y
BENZALDEHYDE	480	J	PY
BENZO(A)ANTHRACENE	260	J	Y

nsample	FMC-20DL
samp_date	10/31/2007
lab_id	C7K020180013
qc_type	NM
units	UG/KG
Pct_Solids	27.0
DUP_OF:	

Parameter	Result	Val Qual	Qual Code
BENZO(A)PYRENE	330	J	Y
BENZO(B)FLUORANTHENE	430	J	Y
BENZO(G,H,I)PERYLENE	340	J	Y
BENZO(K)FLUORANTHENE	120	UJ	Y
BIS(2-CHLOROETHOXY)METHANE	600	UJ	Y
BIS(2-CHLOROETHYL)ETHER	120	UJ	Y
BIS(2-ETHYLHEXYL)PHTHALATE	250	J	PY
BUTYL BENZYL PHTHALATE	190	J	PY
CAPROLACTAM	600	UJ	Y
CARBAZOLE	120	UJ	Y
CHRYSENE	320	J	Y
DIBENZO(A,H)ANTHRACENE	68	J	PY
DIBENZOFURAN	600	UJ	Y
DIETHYL PHTHALATE	600	UJ	Y
DIMETHYL PHTHALATE	600	UJ	Y
DI-N-BUTYL PHTHALATE	600	UJ	Y
DI-N-OCTYL PHTHALATE	600	UJ	Y
FLUORANTHENE	520	J	Y
FLUORENE	54	J	PY
HEXACHLOROBENZENE	120	UJ	Y
HEXACHLOROBUTADIENE	120	UJ	Y
HEXACHLOROCYCLOPENTADIENE	600	UJ	Y
HEXACHLOROETHANE	600	UJ	Y
INDENO(1,2,3-CD)PYRENE	270	J	Y
ISOPHORONE	600	UJ	Y
NAPHTHALENE	54	J	PY
NITROBENZENE	120	UJ	Y
N-NITROSO-DI-N-PROPYLAMINE	120	UJ	Y
N-NITROSODIPHENYLAMINE	120	UJ	Y
PENTACHLOROPHENOL	600	UJ	Y
PHENANTHRENE	180	J	Y
PHENOL	120	UJ	Y

nsample	FMC-20DL
samp_date	10/31/2007
lab_id	C7K020180013
qc_type	NM
units	UG/KG
Pct_Solids	27.0
DUP_OF:	

Parameter	Result	Val Qual	Qual Code
PYRENE	570	J	Y

PROJ_NO: 00998

SDG: C7K020180 MEDIA: SOIL DATA FRACTION: OS

nsample	FMC-21DL	nsample	FMC-21DL	nsample	FMC-21DL
samp_date	10/31/2007	samp_date	10/31/2007	samp_date	10/31/2007
lab_id	C7K020180014	lab_id	C7K020180014	lab_id	C7K020180014
qc_type	NM	qc_type	NM	qc_type	NM
units	UG/KG	units	UG/KG	units	UG/KG
Pct_Solids	76.0	Pct_Solids	76.0	Pct_Solids	76.0
DUP_OF:		DUP_OF:		DUP_OF:	

Parameter	Result	Val Qual	Qual Code
1,1-BIPHENYL	33	U	
2,2'-OXYBIS(1-CHLOROPROPANE)	6.6	U	
2,4,5-TRICHLOROPHENOL	33	U	
2,4,6-TRICHLOROPHENOL	33	U	
2,4-DICHLOROPHENOL	6.6	U	
2,4-DIMETHYLPHENOL	33	U	
2,4-DINITROPHENOL	170	U	
2,4-DINITROTOLUENE	33	U	
2,6-DINITROTOLUENE	33	U	
2-CHLORONAPHTHALENE	6.6	U	
2-CHLOROPHENOL	33	U	
2-METHYLNAPHTHALENE	6.6	U	
2-METHYLPHENOL	33	U	
2-NITROANILINE	170	U	
2-NITROPHENOL	33	U	
3,3'-DICHLOROBENZIDINE	33	U	
3-NITROANILINE	170	U	
4,6-DINITRO-2-METHYLPHENOL	170	U	
4-BROMOPHENYL PHENYL ETHER	33	U	
4-CHLORO-3-METHYLPHENOL	33	U	
4-CHLOROANILINE	33	U	
4-CHLOROPHENYL PHENYL ETHER	33	U	
4-METHYLPHENOL	33	U	
4-NITROANILINE	170	U	
4-NITROPHENOL	170	U	
ACENAPHTHENE	1.7	J	P
ACENAPHTHYLENE	4.5	J	P
ACETOPHENONE	33	U	
ANTHRACENE	4.9	J	P
ATRAZINE	33	U	
BENZALDEHYDE	26	J	P
BENZO(A)ANTHRACENE	19		

Parameter	Result	Val Qual	Qual Code
BENZO(A)PYRENE	20		
BENZO(B)FLUORANTHENE	23		
BENZO(G,H,I)PERYLENE	16		
BENZO(K)FLUORANTHENE	6.6	U	
BIS(2-CHLOROETHOXY)METHANE	33	U	
BIS(2-CHLOROETHYL)ETHER	6.6	U	
BIS(2-ETHYLHEXYL)PHTHALATE	18	J	P
BUTYL BENZYL PHTHALATE	15	J	P
CAPROLACTAM	27	J	P
CARBAZOLE	6.6	U	
CHRYSENE	19		
DIBENZO(A,H)ANTHRACENE	3.8	J	P
DIBENZOFURAN	33	U	
DIETHYL PHTHALATE	4.4	B	A
DIMETHYL PHTHALATE	33	U	
DI-N-BUTYL PHTHALATE	6.2	J	P
DI-N-OCTYL PHTHALATE	33	U	
FLUORANTHENE	42		
FLUORENE	2	J	P
HEXACHLOROBENZENE	6.6	U	
HEXACHLOROBUTADIENE	6.6	U	
HEXACHLOROCYCLOPENTADIENE	33	U	
HEXACHLOROETHANE	33	U	
INDENO(1,2,3-CD)PYRENE	14		
ISOPHORONE	33	U	
NAPHTHALENE	1.7	J	P
NITROBENZENE	6.6	U	
N-NITROSO-DI-N-PROPYLAMINE	6.6	U	
N-NITROSODIPHENYLAMINE	6.6	U	
PENTACHLOROPHENOL	33	U	
PHENANTHRENE	12		
PHENOL	6.6	U	

Parameter	Result	Val Qual	Qual Code
PYRENE	41		

PROJ_NO: 00998

SDG: C7K020180 MEDIA: SOIL DATA FRACTION: OS

nsample	FMC-22DL
samp_date	10/31/2007
lab_id	C7K020180015
qc_type	NM
units	UG/KG
Pct_Solids	75.0
DUP_OF:	

Parameter	Result	Val Qual	Qual Code
1,1-BIPHENYL	33	U	
2,2'-OXYBIS(1-CHLOROPROPANE)	6.7	U	
2,4,5-TRICHLOROPHENOL	33	U	
2,4,6-TRICHLOROPHENOL	33	U	
2,4-DICHLOROPHENOL	6.7	U	
2,4-DIMETHYLPHENOL	33	U	
2,4-DINITROPHENOL	170	U	
2,4-DINITROTOLUENE	33	U	
2,6-DINITROTOLUENE	33	U	
2-CHLORONAPHTHALENE	6.7	U	
2-CHLOROPHENOL	33	U	
2-METHYLNAPHTHALENE	6.7	U	
2-METHYLPHENOL	33	U	
2-NITROANILINE	170	U	
2-NITROPHENOL	33	U	
3,3'-DICHLOROBENZIDINE	33	U	
3-NITROANILINE	170	U	
4,6-DINITRO-2-METHYLPHENOL	170	U	
4-BROMOPHENYL PHENYL ETHER	33	U	
4-CHLORO-3-METHYLPHENOL	33	U	
4-CHLOROANILINE	33	U	
4-CHLOROPHENYL PHENYL ETHER	33	U	
4-METHYLPHENOL	33	U	
4-NITROANILINE	170	U	
4-NITROPHENOL	170	U	
ACENAPHTHENE	6.7	U	
ACENAPHTHYLENE	2.3	J	P
ACETOPHENONE	33	U	
ANTHRACENE	2.4	J	P
ATRAZINE	33	U	
BENZALDEHYDE	33	U	
BENZO(A)ANTHRACENE	3.6	J	P

nsample	FMC-22DL
samp_date	10/31/2007
lab_id	C7K020180015
qc_type	NM
units	UG/KG
Pct_Solids	75.0
DUP_OF:	

Parameter	Result	Val Qual	Qual Code
BENZO(A)PYRENE	4.9	J	P
BENZO(B)FLUORANTHENE	6.4	J	P
BENZO(G,H,I)PERYLENE	5.6	J	P
BENZO(K)FLUORANTHENE	6.7	U	
BIS(2-CHLOROETHOXY)METHANE	33	U	
BIS(2-CHLOROETHYL)ETHER	6.7	U	
BIS(2-ETHYLHEXYL)PHTHALATE	16	J	P
BUTYL BENZYL PHTHALATE	15	J	P
CAPROLACTAM	27	J	P
CARBAZOLE	6.7	U	
CHRYSENE	4.9	J	P
DIBENZO(A,H)ANTHRACENE	6.7	U	
DIBENZOFURAN	33	U	
DIETHYL PHTHALATE	4.7	B	A
DIMETHYL PHTHALATE	33	U	
DI-N-BUTYL PHTHALATE	6	J	P
DI-N-OCTYL PHTHALATE	33	U	
FLUORANTHENE	7.2		
FLUORENE	6.7	U	
HEXACHLOROBENZENE	6.7	U	
HEXACHLOROBUTADIENE	6.7	U	
HEXACHLOROCYCLOPENTADIENE	33	U	
HEXACHLOROETHANE	33	U	
INDENO(1,2,3-CD)PYRENE	4.4	J	P
ISOPHORONE	33	U	
NAPHTHALENE	6.7	U	
NITROBENZENE	6.7	U	
N-NITROSO-DI-N-PROPYLAMINE	6.7	U	
N-NITROSODIPHENYLAMINE	6.7	U	
PENTACHLOROPHENOL	33	U	
PHENANTHRENE	4.3	J	P
PHENOL	6.7	U	

nsample	FMC-22DL
samp_date	10/31/2007
lab_id	C7K020180015
qc_type	NM
units	UG/KG
Pct_Solids	75.0
DUP_OF:	

Parameter	Result	Val Qual	Qual Code
PYRENE	7.8		

PROJ_NO: 00998

SDG: C7K020180 MEDIA: SOIL DATA FRACTION: OS

nsample	FMC-23DL	nsample	FMC-23DL	nsample	FMC-23DL
samp_date	10/31/2007	samp_date	10/31/2007	samp_date	10/31/2007
lab_id	C7K020180016	lab_id	C7K020180016	lab_id	C7K020180016
qc_type	NM	qc_type	NM	qc_type	NM
units	UG/KG	units	UG/KG	units	UG/KG
Pct_Solids	71.0	Pct_Solids	71.0	Pct_Solids	71.0
DUP_OF:		DUP_OF:		DUP_OF:	

Parameter	Result	Val Qual	Qual Code
1,1-BIPHENYL	65	U	
2,2'-OXYBIS(1-CHLOROPROPANE)	13	U	
2,4,5-TRICHLOROPHENOL	65	U	
2,4,6-TRICHLOROPHENOL	65	U	
2,4-DICHLOROPHENOL	13	U	
2,4-DIMETHYLPHENOL	65	U	
2,4-DINITROPHENOL	340	U	
2,4-DINITROTOLUENE	65	U	
2,6-DINITROTOLUENE	65	U	
2-CHLORONAPHTHALENE	13	U	
2-CHLOROPHENOL	65	U	
2-METHYLNAPHTHALENE	5.5	J	P
2-METHYLPHENOL	65	U	
2-NITROANILINE	340	U	
2-NITROPHENOL	65	U	
3,3'-DICHLOROBENZIDINE	65	U	
3-NITROANILINE	340	U	
4,6-DINITRO-2-METHYLPHENOL	340	U	
4-BROMOPHENYL PHENYL ETHER	65	U	
4-CHLORO-3-METHYLPHENOL	65	U	
4-CHLOROANILINE	65	U	
4-CHLOROPHENYL PHENYL ETHER	65	U	
4-METHYLPHENOL	65	U	
4-NITROANILINE	340	U	
4-NITROPHENOL	340	U	
ACENAPHTHENE	13	U	
ACENAPHTHYLENE	15		
ACETOPHENONE	65	U	
ANTHRACENE	16		
ATRAZINE	65	U	
BENZALDEHYDE	52	J	P
BENZO(A)ANTHRACENE	28		

Parameter	Result	Val Qual	Qual Code
BENZO(A)PYRENE	35		
BENZO(B)FLUORANTHENE	45		
BENZO(G,H,I)PERYLENE	39		
BENZO(K)FLUORANTHENE	13	U	
BIS(2-CHLOROETHOXY)METHANE	65	U	
BIS(2-CHLOROETHYL)ETHER	13	U	
BIS(2-ETHYLHEXYL)PHTHALATE	32	J	P
BUTYL BENZYL PHTHALATE	23	J	P
CAPROLACTAM	32	J	P
CARBAZOLE	13	U	
CHRYSENE	33		
DIBENZO(A,H)ANTHRACENE	8.5	J	P
DIBENZOFURAN	65	U	
DIETHYL PHTHALATE	65	U	
DIMETHYL PHTHALATE	65	U	
DI-N-BUTYL PHTHALATE	65	U	
DI-N-OCTYL PHTHALATE	59	J	P
FLUORANTHENE	53		
FLUORENE	5.9	J	P
HEXACHLOROBENZENE	13	U	
HEXACHLOROBUTADIENE	13	U	
HEXACHLOROCYCLOPENTADIENE	65	U	
HEXACHLOROETHANE	65	U	
INDENO(1,2,3-CD)PYRENE	31		
ISOPHORONE	65	U	
NAPHTHALENE	6.3	J	P
NITROBENZENE	13	U	
N-NITROSO-DI-N-PROPYLAMINE	13	U	
N-NITROSODIPHENYLAMINE	13	U	
PENTACHLOROPHENOL	65	U	
PHENANTHRENE	21		
PHENOL	13	U	

Parameter	Result	Val Qual	Qual Code
PYRENE	53		

PROJ_NO: 00998

SDG: C7K020180 MEDIA: SOIL DATA FRACTION: OS

nsample	FMC-24DL
samp_date	10/30/2007
lab_id	C7K020180001
qc_type	NM
units	UG/KG
Pct_Solids	21.0
DUP_OF:	

Parameter	Result	Val Qual	Qual Code
1,1-BIPHENYL	390	UJ	Y
2,2'-OXYBIS(1-CHLOROPROPANE)	80	UJ	Y
2,4,5-TRICHLOROPHENOL	390	UJ	Y
2,4,6-TRICHLOROPHENOL	390	UJ	Y
2,4-DICHLOROPHENOL	80	UJ	Y
2,4-DIMETHYLPHENOL	390	UJ	Y
2,4-DINITROPHENOL	2000	UJ	Y
2,4-DINITROTOLUENE	390	UJ	Y
2,6-DINITROTOLUENE	390	UJ	Y
2-CHLORONAPHTHALENE	80	UJ	Y
2-CHLOROPHENOL	390	UJ	Y
2-METHYLNAPHTHALENE	76	J	PY
2-METHYLPHENOL	390	UJ	Y
2-NITROANILINE	2000	UJ	Y
2-NITROPHENOL	390	UJ	Y
3,3'-DICHLOROBENZIDINE	390	UJ	Y
3-NITROANILINE	2000	UJ	Y
4,6-DINITRO-2-METHYLPHENOL	2000	UJ	Y
4-BROMOPHENYL PHENYL ETHER	390	UJ	Y
4-CHLORO-3-METHYLPHENOL	390	UJ	Y
4-CHLOROANILINE	390	UJ	Y
4-CHLOROPHENYL PHENYL ETHER	390	UJ	Y
4-METHYLPHENOL	51	J	PY
4-NITROANILINE	2000	UJ	Y
4-NITROPHENOL	2000	UJ	Y
ACENAPHTHENE	24	J	PY
ACENAPHTHYLENE	160	J	Y
ACETOPHENONE	390	UJ	Y
ANTHRACENE	170	J	Y
ATRAZINE	390	UJ	Y
BENZALDEHYDE	330	J	PY
BENZO(A)ANTHRACENE	310	J	Y

nsample	FMC-24DL
samp_date	10/30/2007
lab_id	C7K020180001
qc_type	NM
units	UG/KG
Pct_Solids	21.0
DUP_OF:	

Parameter	Result	Val Qual	Qual Code
BENZO(A)PYRENE	400	J	Y
BENZO(B)FLUORANTHENE	580	J	Y
BENZO(G,H,I)PERYLENE	430	J	Y
BENZO(K)FLUORANTHENE	80	UJ	Y
BIS(2-CHLOROETHOXY)METHANE	390	UJ	Y
BIS(2-CHLOROETHYL)ETHER	80	UJ	Y
BIS(2-ETHYLHEXYL)PHTHALATE	220	J	PY
BUTYL BENZYL PHTHALATE	130	J	PY
CAPROLACTAM	210	J	PY
CARBAZOLE	29	J	PY
CHRYSENE	360	J	Y
DIBENZO(A,H)ANTHRACENE	89	J	Y
DIBENZOFURAN	30	J	PY
DIETHYL PHTHALATE	43	B	A
DIMETHYL PHTHALATE	390	UJ	Y
DI-N-BUTYL PHTHALATE	390	UJ	Y
DI-N-OCTYL PHTHALATE	390	UJ	Y
FLUORANTHENE	600	J	Y
FLUORENE	67	J	PY
HEXACHLOROBENZENE	80	UJ	Y
HEXACHLOROBUTADIENE	80	UJ	Y
HEXACHLOROCYCLOPENTADIENE	390	UJ	Y
HEXACHLOROETHANE	390	UJ	Y
INDENO(1,2,3-CD)PYRENE	340	J	Y
ISOPHORONE	390	UJ	Y
NAPHTHALENE	85	J	Y
NITROBENZENE	80	UJ	Y
N-NITROSO-DI-N-PROPYLAMINE	80	UJ	Y
N-NITROSODIPHENYLAMINE	80	UJ	Y
PENTACHLOROPHENOL	390	UJ	Y
PHENANTHRENE	210	J	Y
PHENOL	80	UJ	Y

nsample	FMC-24DL
samp_date	10/30/2007
lab_id	C7K020180001
qc_type	NM
units	UG/KG
Pct_Solids	21.0
DUP_OF:	

Parameter	Result	Val Qual	Qual Code
PYRENE	610	J	Y

PROJ_NO: 00998

SDG: C7K020180 MEDIA: SOIL DATA FRACTION: OS

nsample	FMC-25DL	nsample	FMC-25DL	nsample	FMC-25DL
samp_date	10/31/2007	samp_date	10/31/2007	samp_date	10/31/2007
lab_id	C7K020180023	lab_id	C7K020180023	lab_id	C7K020180023
qc_type	NM	qc_type	NM	qc_type	NM
units	UG/KG	units	UG/KG	units	UG/KG
Pct_Solids	26.0	Pct_Solids	26.0	Pct_Solids	26.0
DUP_OF:		DUP_OF:		DUP_OF:	

Parameter	Result	Val Qual	Qual Code
1,1-BIPHENYL	320	UJ	Y
2,2'-OXYBIS(1-CHLOROPROPANE)	64	UJ	Y
2,4,5-TRICHLOROPHENOL	320	UJ	Y
2,4,6-TRICHLOROPHENOL	320	UJ	Y
2,4-DICHLOROPHENOL	64	UJ	Y
2,4-DIMETHYLPHENOL	320	UJ	Y
2,4-DINITROPHENOL	1600	UJ	Y
2,4-DINITROTOLUENE	320	UJ	Y
2,6-DINITROTOLUENE	320	UJ	Y
2-CHLORONAPHTHALENE	64	UJ	Y
2-CHLOROPHENOL	320	UJ	Y
2-METHYLNAPHTHALENE	86	J	Y
2-METHYLPHENOL	320	UJ	Y
2-NITROANILINE	1600	UJ	Y
2-NITROPHENOL	320	UJ	Y
3,3'-DICHLOROBENZIDINE	320	UJ	Y
3-NITROANILINE	1600	UJ	Y
4,6-DINITRO-2-METHYLPHENOL	1600	UJ	Y
4-BROMOPHENYL PHENYL ETHER	320	UJ	Y
4-CHLORO-3-METHYLPHENOL	320	UJ	Y
4-CHLOROANILINE	320	UJ	Y
4-CHLOROPHENYL PHENYL ETHER	320	UJ	Y
4-METHYLPHENOL	59	J	PY
4-NITROANILINE	1600	UJ	Y
4-NITROPHENOL	1600	UJ	Y
ACENAPHTHENE	30	J	PY
ACENAPHTHYLENE	160	J	Y
ACETOPHENONE	320	UJ	Y
ANTHRACENE	170	J	Y
ATRAZINE	320	UJ	Y
BENZALDEHYDE	64	J	PY
BENZO(A)ANTHRACENE	330	J	Y
BENZO(A)PYRENE	400	J	Y
BENZO(B)FLUORANTHENE	590	J	Y
BENZO(G,H,I)PERYLENE	490	J	Y
BENZO(K)FLUORANTHENE	240	J	Y
BIS(2-CHLOROETHOXY)METHANE	320	UJ	Y
BIS(2-CHLOROETHYL)ETHER	64	UJ	Y
BIS(2-ETHYLHEXYL)PHTHALATE	190	J	PY
BUTYL BENZYL PHTHALATE	320	UJ	Y
CAPROLACTAM	320	UJ	Y
CARBAZOLE	64	UJ	Y
CHRYSENE	430	J	Y
DIBENZO(A,H)ANTHRACENE	64	UJ	Y
DIBENZOFURAN	41	J	PY
DIETHYL PHTHALATE	320	UJ	Y
DIMETHYL PHTHALATE	320	UJ	Y
DI-N-BUTYL PHTHALATE	320	UJ	Y
DI-N-OCTYL PHTHALATE	320	UJ	Y
FLUORANTHENE	600	J	Y
FLUORENE	74	J	Y
HEXACHLOROBENZENE	64	UJ	Y
HEXACHLOROBUTADIENE	64	UJ	Y
HEXACHLOROCYCLOPENTADIENE	320	UJ	CY
HEXACHLOROETHANE	320	UJ	Y
INDENO(1,2,3-CD)PYRENE	470	J	Y
ISOPHORONE	320	UJ	Y
NAPHTHALENE	95	J	Y
NITROBENZENE	64	UJ	Y
N-NITROSO-DI-N-PROPYLAMINE	64	UJ	Y
N-NITROSODIPHENYLAMINE	64	UJ	Y
PENTACHLOROPHENOL	320	UJ	Y
PHENANTHRENE	260	J	Y
PHENOL	64	UJ	Y
PYRENE	840	J	Y

PROJ_NO: 00998

SDG: C7K020180 MEDIA: SOIL DATA FRACTION: OS

nsample	FMC-26DL
samp_date	10/31/2007
lab_id	C7K020180024
qc_type	NM
units	UG/KG
Pct_Solids	30.0
DUP_OF:	

Parameter	Result	Val Qual	Qual Code
1,1-BIPHENYL	280	U	
2,2'-OXYBIS(1-CHLOROPROPANE)	56	U	
2,4,5-TRICHLOROPHENOL	280	U	
2,4,6-TRICHLOROPHENOL	280	U	
2,4-DICHLOROPHENOL	56	U	
2,4-DIMETHYLPHENOL	280	U	
2,4-DINITROPHENOL	1400	U	
2,4-DINITROTOLUENE	280	U	
2,6-DINITROTOLUENE	280	U	
2-CHLORONAPHTHALENE	56	U	
2-CHLOROPHENOL	280	U	
2-METHYLNAPHTHALENE	75		
2-METHYLPHENOL	280	U	
2-NITROANILINE	1400	U	
2-NITROPHENOL	280	U	
3,3'-DICHLOROBENZIDINE	280	U	
3-NITROANILINE	1400	U	
4,6-DINITRO-2-METHYLPHENOL	1400	U	
4-BROMOPHENYL PHENYL ETHER	280	U	
4-CHLORO-3-METHYLPHENOL	280	U	
4-CHLOROANILINE	280	U	
4-CHLOROPHENYL PHENYL ETHER	280	U	
4-METHYLPHENOL	44	J	P
4-NITROANILINE	1400	U	
4-NITROPHENOL	1400	U	
ACENAPHTHENE	22	J	P
ACENAPHTHYLENE	110		
ACETOPHENONE	280	U	
ANTHRACENE	110		
ATRAZINE	280	U	
BENZALDEHYDE	37	J	P
BENZO(A)ANTHRACENE	230		

nsample	FMC-26DL
samp_date	10/31/2007
lab_id	C7K020180024
qc_type	NM
units	UG/KG
Pct_Solids	30.0
DUP_OF:	

Parameter	Result	Val Qual	Qual Code
BENZO(A)PYRENE	260		
BENZO(B)FLUORANTHENE	370		
BENZO(G,H,I)PERYLENE	300		
BENZO(K)FLUORANTHENE	130		
BIS(2-CHLOROETHOXY)METHANE	280	U	
BIS(2-CHLOROETHYL)ETHER	56	U	
BIS(2-ETHYLHEXYL)PHTHALATE	110	J	P
BUTYL BENZYL PHTHALATE	280	U	
CAPROLACTAM	280	U	
CARBAZOLE	56	U	
CHRYSENE	270		
DIBENZO(A,H)ANTHRACENE	60		
DIBENZOFURAN	33	J	P
DIETHYL PHTHALATE	280	U	
DIMETHYL PHTHALATE	280	U	
DI-N-BUTYL PHTHALATE	280	U	
DI-N-OCTYL PHTHALATE	280	U	
FLUORANTHENE	450		
FLUORENE	60		
HEXACHLOROBENZENE	56	U	
HEXACHLOROBUTADIENE	56	U	
HEXACHLOROCYCLOPENTADIENE	280	UJ	C
HEXACHLOROETHANE	280	U	
INDENO(1,2,3-CD)PYRENE	280		
ISOPHORONE	280	U	
NAPHTHALENE	84		
NITROBENZENE	56	U	
N-NITROSO-DI-N-PROPYLAMINE	56	U	
N-NITROSODIPHENYLAMINE	56	U	
PENTACHLOROPHENOL	280	U	
PHENANTHRENE	210		
PHENOL	56	U	

nsample	FMC-26DL
samp_date	10/31/2007
lab_id	C7K020180024
qc_type	NM
units	UG/KG
Pct_Solids	30.0
DUP_OF:	

Parameter	Result	Val Qual	Qual Code
PYRENE	590		

PROJ_NO: 00998

SDG: C7K020180 MEDIA: SOIL DATA FRACTION: OS

nsample	FMC-3DL
samp_date	10/31/2007
lab_id	C7K020180017
qc_type	NM
units	UG/KG
Pct_Solids	65.0
DUP_OF:	

Parameter	Result	Val Qual	Qual Code
1,1-BIPHENYL	160	U	
2,2'-OXYBIS(1-CHLOROPROPANE)	33	U	
2,4,5-TRICHLOROPHENOL	160	U	
2,4,6-TRICHLOROPHENOL	160	U	
2,4-DICHLOROPHENOL	33	U	
2,4-DIMETHYLPHENOL	160	U	
2,4-DINITROPHENOL	850	U	
2,4-DINITROTOLUENE	160	U	
2,6-DINITROTOLUENE	160	U	
2-CHLORONAPHTHALENE	33	U	
2-CHLOROPHENOL	160	U	
2-METHYLNAPHTHALENE	14	J	P
2-METHYLPHENOL	160	U	
2-NITROANILINE	850	U	
2-NITROPHENOL	160	U	
3,3'-DICHLOROBENZIDINE	160	U	
3-NITROANILINE	850	U	
4,6-DINITRO-2-METHYLPHENOL	850	U	
4-BROMOPHENYL PHENYL ETHER	160	U	
4-CHLORO-3-METHYLPHENOL	160	U	
4-CHLOROANILINE	160	U	
4-CHLOROPHENYL PHENYL ETHER	160	U	
4-METHYLPHENOL	160	U	
4-NITROANILINE	850	U	
4-NITROPHENOL	850	U	
ACENAPHTHENE	33	U	
ACENAPHTHYLENE	32	J	P
ACETOPHENONE	160	U	
ANTHRACENE	33		
ATRAZINE	160	U	
BENZALDEHYDE	130	J	P
BENZO(A)ANTHRACENE	59		

nsample	FMC-3DL
samp_date	10/31/2007
lab_id	C7K020180017
qc_type	NM
units	UG/KG
Pct_Solids	65.0
DUP_OF:	

Parameter	Result	Val Qual	Qual Code
BENZO(A)PYRENE	74		
BENZO(B)FLUORANTHENE	100		
BENZO(G,H,I)PERYLENE	83		
BENZO(K)FLUORANTHENE	33	U	
BIS(2-CHLOROETHOXY)METHANE	160	U	
BIS(2-CHLOROETHYL)ETHER	33	U	
BIS(2-ETHYLHEXYL)PHTHALATE	92	J	P
BUTYL BENZYL PHTHALATE	58	J	P
CAPROLACTAM	74	J	P
CARBAZOLE	33	U	
CHRYSENE	65		
DIBENZO(A,H)ANTHRACENE	16	J	P
DIBENZOFURAN	160	U	
DIETHYL PHTHALATE	160	U	
DIMETHYL PHTHALATE	160	U	
DI-N-BUTYL PHTHALATE	160	U	
DI-N-OCTYL PHTHALATE	160	U	
FLUORANTHENE	110		
FLUORENE	12	J	P
HEXACHLOROBENZENE	33	U	
HEXACHLOROBUTADIENE	33	U	
HEXACHLOROCYCLOPENTADIENE	160	U	
HEXACHLOROETHANE	160	U	
INDENO(1,2,3-CD)PYRENE	66		
ISOPHORONE	160	U	
NAPHTHALENE	15	J	P
NITROBENZENE	33	U	
N-NITROSO-DI-N-PROPYLAMINE	33	U	
N-NITROSODIPHENYLAMINE	33	U	
PENTACHLOROPHENOL	160	U	
PHENANTHRENE	42		
PHENOL	33	U	

nsample	FMC-3DL
samp_date	10/31/2007
lab_id	C7K020180017
qc_type	NM
units	UG/KG
Pct_Solids	65.0
DUP_OF:	

Parameter	Result	Val Qual	Qual Code
PYRENE	120		

PROJ_NO: 00998

SDG: C7K020180 MEDIA: SOIL DATA FRACTION: OS

nsample	FMC-4DL
samp_date	10/31/2007
lab_id	C7K020180018
qc_type	NM
units	UG/KG
Pct_Solids	45.0
DUP_OF:	

Parameter	Result	Val Qual	Qual Code
1,1-BIPHENYL	370	U	
2,2'-OXYBIS(1-CHLOROPROPANE)	74	U	
2,4,5-TRICHLOROPHENOL	370	U	
2,4,6-TRICHLOROPHENOL	370	U	
2,4-DICHLOROPHENOL	74	U	
2,4-DIMETHYLPHENOL	370	U	
2,4-DINITROPHENOL	1900	U	
2,4-DINITROTOLUENE	370	U	
2,6-DINITROTOLUENE	370	U	
2-CHLORONAPHTHALENE	74	U	
2-CHLOROPHENOL	370	U	
2-METHYLNAPHTHALENE	44	J	P
2-METHYLPHENOL	370	U	
2-NITROANILINE	1900	U	
2-NITROPHENOL	370	U	
3,3'-DICHLOROBENZIDINE	370	U	
3-NITROANILINE	1900	U	
4,6-DINITRO-2-METHYLPHENOL	1900	U	
4-BROMOPHENYL PHENYL ETHER	370	U	
4-CHLORO-3-METHYLPHENOL	370	U	
4-CHLOROANILINE	370	U	
4-CHLOROPHENYL PHENYL ETHER	370	U	
4-METHYLPHENOL	35	J	P
4-NITROANILINE	1900	U	
4-NITROPHENOL	1900	U	
ACENAPHTHENE	74	U	
ACENAPHTHYLENE	77		
ACETOPHENONE	370	U	
ANTHRACENE	110		
ATRAZINE	370	U	
BENZALDEHYDE	300	J	P
BENZO(A)ANTHRACENE	160		

nsample	FMC-4DL
samp_date	10/31/2007
lab_id	C7K020180018
qc_type	NM
units	UG/KG
Pct_Solids	45.0
DUP_OF:	

Parameter	Result	Val Qual	Qual Code
BENZO(A)PYRENE	230		
BENZO(B)FLUORANTHENE	320		
BENZO(G,H,I)PERYLENE	250		
BENZO(K)FLUORANTHENE	74	U	
BIS(2-CHLOROETHOXY)METHANE	370	U	
BIS(2-CHLOROETHYL)ETHER	74	U	
BIS(2-ETHYLHEXYL)PHTHALATE	170	J	P
BUTYL BENZYL PHTHALATE	110	J	P
CAPROLACTAM	370	U	
CARBAZOLE	15	J	P
CHRYSENE	190		
DIBENZO(A,H)ANTHRACENE	56	J	P
DIBENZOFURAN	370	U	
DIETHYL PHTHALATE	370	U	
DIMETHYL PHTHALATE	370	U	
DI-N-BUTYL PHTHALATE	370	U	
DI-N-OCTYL PHTHALATE	370	U	
FLUORANTHENE	330		
FLUORENE	39	J	P
HEXACHLOROBENZENE	74	U	
HEXACHLOROBUTADIENE	74	U	
HEXACHLOROCYCLOPENTADIENE	370	U	
HEXACHLOROETHANE	370	U	
INDENO(1,2,3-CD)PYRENE	200		
ISOPHORONE	370	U	
NAPHTHALENE	51	J	P
NITROBENZENE	74	U	
N-NITROSO-DI-N-PROPYLAMINE	74	U	
N-NITROSODIPHENYLAMINE	74	U	
PENTACHLOROPHENOL	370	U	
PHENANTHRENE	120		
PHENOL	74	U	

nsample	FMC-4DL
samp_date	10/31/2007
lab_id	C7K020180018
qc_type	NM
units	UG/KG
Pct_Solids	45.0
DUP_OF:	

Parameter	Result	Val Qual	Qual Code
PYRENE	330		

PROJ_NO: 00998

SDG: C7K020180 MEDIA: SOIL DATA FRACTION: OS

nsample	FMC-5DL	nsample	FMC-5DL	nsample	FMC-5DL
samp_date	10/31/2007	samp_date	10/31/2007	samp_date	10/31/2007
lab_id	C7K020180019	lab_id	C7K020180019	lab_id	C7K020180019
qc_type	NM	qc_type	NM	qc_type	NM
units	UG/KG	units	UG/KG	units	UG/KG
Pct_Solids	25.0	Pct_Solids	25.0	Pct_Solids	25.0
DUP_OF:		DUP_OF:		DUP_OF:	

Parameter	Result	Val Qual	Qual Code
1,1-BIPHENYL	650	UJ	Y
2,2'-OXYBIS(1-CHLOROPROPANE)	130	UJ	Y
2,4,5-TRICHLOROPHENOL	650	UJ	Y
2,4,6-TRICHLOROPHENOL	650	UJ	Y
2,4-DICHLOROPHENOL	130	UJ	Y
2,4-DIMETHYLPHENOL	650	UJ	Y
2,4-DINITROPHENOL	3400	UJ	Y
2,4-DINITROTOLUENE	650	UJ	Y
2,6-DINITROTOLUENE	650	UJ	Y
2-CHLORONAPHTHALENE	130	UJ	Y
2-CHLOROPHENOL	650	UJ	Y
2-METHYLNAPHTHALENE	79	J	PY
2-METHYLPHENOL	650	UJ	Y
2-NITROANILINE	3400	UJ	Y
2-NITROPHENOL	650	UJ	Y
3,3'-DICHLOROBENZIDINE	650	UJ	Y
3-NITROANILINE	3400	UJ	Y
4,6-DINITRO-2-METHYLPHENOL	3400	UJ	Y
4-BROMOPHENYL PHENYL ETHER	650	UJ	Y
4-CHLORO-3-METHYLPHENOL	650	UJ	Y
4-CHLOROANILINE	650	UJ	Y
4-CHLOROPHENYL PHENYL ETHER	650	UJ	Y
4-METHYLPHENOL	59	J	PY
4-NITROANILINE	3400	UJ	Y
4-NITROPHENOL	3400	UJ	Y
ACENAPHTHENE	130	UJ	Y
ACENAPHTHYLENE	130	J	Y
ACETOPHENONE	650	UJ	Y
ANTHRACENE	160	J	Y
ATRAZINE	650	UJ	Y
BENZALDEHYDE	530	J	PY
BENZO(A)ANTHRACENE	310	J	Y
BENZO(A)PYRENE	360	J	Y
BENZO(B)FLUORANTHENE	520	J	Y
BENZO(G,H,I)PERYLENE	410	J	Y
BENZO(K)FLUORANTHENE	130	UJ	Y
BIS(2-CHLOROETHOXY)METHANE	650	UJ	Y
BIS(2-CHLOROETHYL)ETHER	130	UJ	Y
BIS(2-ETHYLHEXYL)PHTHALATE	250	J	PY
BUTYL BENZYL PHTHALATE	210	J	PY
CAPROLACTAM	650	UJ	Y
CARBAZOLE	130	UJ	Y
CHRYSENE	290	J	Y
DIBENZO(A,H)ANTHRACENE	90	J	PY
DIBENZOFURAN	650	UJ	Y
DIETHYL PHTHALATE	650	UJ	Y
DIMETHYL PHTHALATE	650	UJ	Y
DI-N-BUTYL PHTHALATE	650	UJ	Y
DI-N-OCTYL PHTHALATE	650	UJ	Y
FLUORANTHENE	520	J	Y
FLUORENE	55	J	PY
HEXACHLOROBENZENE	130	UJ	Y
HEXACHLOROBUTADIENE	130	UJ	Y
HEXACHLOROCYCLOPENTADIENE	650	UJ	Y
HEXACHLOROETHANE	650	UJ	Y
INDENO(1,2,3-CD)PYRENE	330	J	Y
ISOPHORONE	650	UJ	Y
NAPHTHALENE	90	J	PY
NITROBENZENE	130	UJ	Y
N-NITROSO-DI-N-PROPYLAMINE	130	UJ	Y
N-NITROSODIPHENYLAMINE	130	UJ	Y
PENTACHLOROPHENOL	650	UJ	Y
PHENANTHRENE	200	J	Y
PHENOL	130	UJ	Y
PYRENE	560	J	Y

PROJ_NO: 00998

SDG: C7K020180 MEDIA: SOIL DATA FRACTION: OS

nsample	FMC-6DL
samp_date	10/31/2007
lab_id	C7K020180020
qc_type	NM
units	UG/KG
Pct_Solids	64.0
DUP_OF:	

Parameter	Result	Val Qual	Qual Code
1,1-BIPHENYL	160	U	
2,2'-OXYBIS(1-CHLOROPROPANE)	32	U	
2,4,5-TRICHLOROPHENOL	160	U	
2,4,6-TRICHLOROPHENOL	160	U	
2,4-DICHLOROPHENOL	32	U	
2,4-DIMETHYLPHENOL	160	U	
2,4-DINITROPHENOL	800	U	
2,4-DINITROTOLUENE	160	U	
2,6-DINITROTOLUENE	160	U	
2-CHLORONAPHTHALENE	32	U	
2-CHLOROPHENOL	160	U	
2-METHYLNAPHTHALENE	13	J	P
2-METHYLPHENOL	160	U	
2-NITROANILINE	800	U	
2-NITROPHENOL	160	U	
3,3'-DICHLOROBENZIDINE	160	U	
3-NITROANILINE	800	U	
4,6-DINITRO-2-METHYLPHENOL	800	U	
4-BROMOPHENYL PHENYL ETHER	160	U	
4-CHLORO-3-METHYLPHENOL	160	U	
4-CHLOROANILINE	160	U	
4-CHLOROPHENYL PHENYL ETHER	160	U	
4-METHYLPHENOL	9.9	J	P
4-NITROANILINE	800	U	
4-NITROPHENOL	800	U	
ACENAPHTHENE	32	U	
ACENAPHTHYLENE	20	J	P
ACETOPHENONE	160	U	
ANTHRACENE	28	J	P
ATRAZINE	160	U	
BENZALDEHYDE	120	J	P
BENZO(A)ANTHRACENE	54		

nsample	FMC-6DL
samp_date	10/31/2007
lab_id	C7K020180020
qc_type	NM
units	UG/KG
Pct_Solids	64.0
DUP_OF:	

Parameter	Result	Val Qual	Qual Code
BENZO(A)PYRENE	66		
BENZO(B)FLUORANTHENE	130		
BENZO(G,H,I)PERYLENE	60		
BENZO(K)FLUORANTHENE	32	U	
BIS(2-CHLOROETHOXY)METHANE	160	U	
BIS(2-CHLOROETHYL)ETHER	32	U	
BIS(2-ETHYLHEXYL)PHTHALATE	90	J	P
BUTYL BENZYL PHTHALATE	51	J	P
CAPROLACTAM	63	J	P
CARBAZOLE	32	U	
CHRYSENE	63		
DIBENZO(A,H)ANTHRACENE	11	J	P
DIBENZOFURAN	160	U	
DIETHYL PHTHALATE	160	U	
DIMETHYL PHTHALATE	160	U	
DI-N-BUTYL PHTHALATE	160	U	
DI-N-OCTYL PHTHALATE	160	U	
FLUORANTHENE	96		
FLUORENE	12	J	P
HEXACHLOROBENZENE	32	U	
HEXACHLOROBUTADIENE	32	U	
HEXACHLOROCYCLOPENTADIENE	160	U	
HEXACHLOROETHANE	160	U	
INDENO(1,2,3-CD)PYRENE	50		
ISOPHORONE	160	U	
NAPHTHALENE	16	J	P
NITROBENZENE	32	U	
N-NITROSO-DI-N-PROPYLAMINE	32	U	
N-NITROSODIPHENYLAMINE	32	U	
PENTACHLOROPHENOL	160	U	
PHENANTHRENE	42		
PHENOL	32	U	

nsample	FMC-6DL
samp_date	10/31/2007
lab_id	C7K020180020
qc_type	NM
units	UG/KG
Pct_Solids	64.0
DUP_OF:	

Parameter	Result	Val Qual	Qual Code
PYRENE	120		

PROJ_NO: 00998

SDG: C7K020180 MEDIA: SOIL DATA FRACTION: OS

nsample	FMC-7DL
samp_date	10/31/2007
lab_id	C7K020180021
qc_type	NM
units	UG/KG
Pct_Solids	26.0
DUP_OF:	

Parameter	Result	Val Qual	Qual Code
1,1-BIPHENYL	320	UJ	Y
2,2'-OXYBIS(1-CHLOROPROPANE)	65	UJ	Y
2,4,5-TRICHLOROPHENOL	320	UJ	Y
2,4,6-TRICHLOROPHENOL	320	UJ	Y
2,4-DICHLOROPHENOL	65	UJ	Y
2,4-DIMETHYLPHENOL	320	UJ	Y
2,4-DINITROPHENOL	1600	UJ	Y
2,4-DINITROTOLUENE	320	UJ	Y
2,6-DINITROTOLUENE	320	UJ	Y
2-CHLORONAPHTHALENE	65	UJ	Y
2-CHLOROPHENOL	320	UJ	Y
2-METHYLNAPHTHALENE	61	J	PY
2-METHYLPHENOL	320	UJ	Y
2-NITROANILINE	1600	UJ	Y
2-NITROPHENOL	320	UJ	Y
3,3'-DICHLOROBENZIDINE	320	UJ	Y
3-NITROANILINE	1600	UJ	Y
4,6-DINITRO-2-METHYLPHENOL	1600	UJ	Y
4-BROMOPHENYL PHENYL ETHER	320	UJ	Y
4-CHLORO-3-METHYLPHENOL	320	UJ	Y
4-CHLOROANILINE	320	UJ	Y
4-CHLOROPHENYL PHENYL ETHER	320	UJ	Y
4-METHYLPHENOL	48	J	PY
4-NITROANILINE	1600	UJ	Y
4-NITROPHENOL	1600	UJ	Y
ACENAPHTHENE	19	J	PY
ACENAPHTHYLENE	100	J	Y
ACETOPHENONE	320	UJ	Y
ANTHRACENE	110	J	Y
ATRAZINE	320	UJ	Y
BENZALDEHYDE	46	J	PY
BENZO(A)ANTHRACENE	220	J	Y

nsample	FMC-7DL
samp_date	10/31/2007
lab_id	C7K020180021
qc_type	NM
units	UG/KG
Pct_Solids	26.0
DUP_OF:	

Parameter	Result	Val Qual	Qual Code
BENZO(A)PYRENE	280	J	Y
BENZO(B)FLUORANTHENE	420	J	Y
BENZO(G,H,I)PERYLENE	360	J	Y
BENZO(K)FLUORANTHENE	140	J	Y
BIS(2-CHLOROETHOXY)METHANE	320	UJ	Y
BIS(2-CHLOROETHYL)ETHER	65	UJ	Y
BIS(2-ETHYLHEXYL)PHTHALATE	170	J	PY
BUTYL BENZYL PHTHALATE	320	UJ	Y
CAPROLACTAM	320	UJ	Y
CARBAZOLE	65	UJ	Y
CHRYSENE	250	J	Y
DIBENZO(A,H)ANTHRACENE	65	UJ	Y
DIBENZOFURAN	26	J	PY
DIETHYL PHTHALATE	320	UJ	Y
DIMETHYL PHTHALATE	320	UJ	Y
DI-N-BUTYL PHTHALATE	320	UJ	Y
DI-N-OCTYL PHTHALATE	320	UJ	Y
FLUORANTHENE	370	J	Y
FLUORENE	49	J	PY
HEXACHLOROBENZENE	65	UJ	Y
HEXACHLOROBUTADIENE	65	UJ	Y
HEXACHLOROCYCLOPENTADIENE	320	UJ	CY
HEXACHLOROETHANE	320	UJ	Y
INDENO(1,2,3-CD)PYRENE	330	J	Y
ISOPHORONE	320	UJ	Y
NAPHTHALENE	71	J	Y
NITROBENZENE	65	UJ	Y
N-NITROSO-DI-N-PROPYLAMINE	65	UJ	Y
N-NITROSODIPHENYLAMINE	65	UJ	Y
PENTACHLOROPHENOL	320	UJ	Y
PHENANTHRENE	180	J	Y
PHENOL	65	UJ	Y

nsample	FMC-7DL
samp_date	10/31/2007
lab_id	C7K020180021
qc_type	NM
units	UG/KG
Pct_Solids	26.0
DUP_OF:	

Parameter	Result	Val Qual	Qual Code
PYRENE	590	J	Y

PROJ_NO: 00998

SDG: C7K020180 MEDIA: SOIL DATA FRACTION: OS

nsample	FMC-8DL	nsample	FMC-8DL	nsample	FMC-8DL
samp_date	10/31/2007	samp_date	10/31/2007	samp_date	10/31/2007
lab_id	C7K020180022	lab_id	C7K020180022	lab_id	C7K020180022
qc_type	NM	qc_type	NM	qc_type	NM
units	UG/KG	units	UG/KG	units	UG/KG
Pct_Solids	27.0	Pct_Solids	27.0	Pct_Solids	27.0
DUP_OF:		DUP_OF:		DUP_OF:	

Parameter	Result	Val Qual	Qual Code
1,1-BIPHENYL	310	UJ	Y
2,2'-OXYBIS(1-CHLOROPROPANE)	62	UJ	Y
2,4,5-TRICHLOROPHENOL	310	UJ	Y
2,4,6-TRICHLOROPHENOL	310	UJ	Y
2,4-DICHLOROPHENOL	62	UJ	Y
2,4-DIMETHYLPHENOL	310	UJ	Y
2,4-DINITROPHENOL	1600	UJ	Y
2,4-DINITROTOLUENE	310	UJ	Y
2,6-DINITROTOLUENE	310	UJ	Y
2-CHLORONAPHTHALENE	62	UJ	Y
2-CHLOROPHENOL	310	UJ	Y
2-METHYLNAPHTHALENE	69	J	Y
2-METHYLPHENOL	310	UJ	Y
2-NITROANILINE	1600	UJ	Y
2-NITROPHENOL	310	UJ	Y
3,3'-DICHLOROBENZIDINE	310	UJ	Y
3-NITROANILINE	1600	UJ	Y
4,6-DINITRO-2-METHYLPHENOL	1600	UJ	Y
4-BROMOPHENYL PHENYL ETHER	310	UJ	Y
4-CHLORO-3-METHYLPHENOL	310	UJ	Y
4-CHLOROANILINE	310	UJ	Y
4-CHLOROPHENYL PHENYL ETHER	310	UJ	Y
4-METHYLPHENOL	41	J	PY
4-NITROANILINE	1600	UJ	Y
4-NITROPHENOL	1600	UJ	Y
ACENAPHTHENE	27	J	PY
ACENAPHTHYLENE	93	J	Y
ACETOPHENONE	310	UJ	Y
ANTHRACENE	110		Y
ATRAZINE	310	UJ	Y
BENZALDEHYDE	53	J	PY
BENZO(A)ANTHRACENE	210	J	Y

Parameter	Result	Val Qual	Qual Code
BENZO(A)PYRENE	270	J	Y
BENZO(B)FLUORANTHENE	410	J	Y
BENZO(G,H,I)PERYLENE	350	J	Y
BENZO(K)FLUORANTHENE	150	J	Y
BIS(2-CHLOROETHOXY)METHANE	310	UJ	Y
BIS(2-CHLOROETHYL)ETHER	62	UJ	Y
BIS(2-ETHYLHEXYL)PHTHALATE	130	J	PY
BUTYL BENZYL PHTHALATE	310	UJ	Y
CAPROLACTAM	310	UJ	Y
CARBAZOLE	62	UJ	Y
CHRYSENE	190	J	Y
DIBENZO(A,H)ANTHRACENE	62	UJ	Y
DIBENZOFURAN	26	J	PY
DIETHYL PHTHALATE	310	UJ	Y
DIMETHYL PHTHALATE	310	UJ	Y
DI-N-BUTYL PHTHALATE	310	UJ	Y
DI-N-OCTYL PHTHALATE	310	UJ	Y
FLUORANTHENE	380	J	Y
FLUORENE	49	J	PY
HEXACHLOROBENZENE	62	UJ	Y
HEXACHLOROBUTADIENE	62	UJ	Y
HEXACHLOROCYCLOPENTADIENE	310	UJ	CY
HEXACHLOROETHANE	310	UJ	Y
INDENO(1,2,3-CD)PYRENE	320	J	Y
ISOPHORONE	310	UJ	Y
NAPHTHALENE	78	J	Y
NITROBENZENE	62	UJ	Y
N-NITROSO-DI-N-PROPYLAMINE	62	UJ	Y
N-NITROSODIPHENYLAMINE	62	UJ	Y
PENTACHLOROPHENOL	310	UJ	Y
PHENANTHRENE	190	J	Y
PHENOL	62	UJ	Y

Parameter	Result	Val Qual	Qual Code
PYRENE	570	J	Y

PROJ_NO: 00998

SDG: C7K020180 MEDIA: SOIL DATA FRACTION: OS

nsample	FMC-9DL
samp_date	10/30/2007
lab_id	C7K020180002
qc_type	NM
units	UG/KG
Pct_Solids	26.0
DUP_OF:	

Parameter	Result	Val Qual	Qual Code
1,1-BIPHENYL	630	UJ	Y
2,2'-OXYBIS(1-CHLOROPROPANE)	130	UJ	Y
2,4,5-TRICHLOROPHENOL	630	UJ	Y
2,4,6-TRICHLOROPHENOL	630	UJ	Y
2,4-DICHLOROPHENOL	130	UJ	Y
2,4-DIMETHYLPHENOL	630	UJ	Y
2,4-DINITROPHENOL	3200	UJ	Y
2,4-DINITROTOLUENE	630	UJ	Y
2,6-DINITROTOLUENE	630	UJ	Y
2-CHLORONAPHTHALENE	130	UJ	Y
2-CHLOROPHENOL	630	UJ	Y
2-METHYLNAPHTHALENE	85	J	PY
2-METHYLPHENOL	630	UJ	Y
2-NITROANILINE	3200	UJ	Y
2-NITROPHENOL	630	UJ	Y
3,3'-DICHLOROBENZIDINE	630	UJ	Y
3-NITROANILINE	3200	UJ	Y
4,6-DINITRO-2-METHYLPHENOL	3200	UJ	Y
4-BROMOPHENYL PHENYL ETHER	630	UJ	Y
4-CHLORO-3-METHYLPHENOL	630	UJ	Y
4-CHLOROANILINE	630	UJ	Y
4-CHLOROPHENYL PHENYL ETHER	630	UJ	Y
4-METHYLPHENOL	50	J	PY
4-NITROANILINE	3200	UJ	Y
4-NITROPHENOL	3200	UJ	Y
ACENAPHTHENE	33	J	PY
ACENAPHTHYLENE	200	J	Y
ACETOPHENONE	630	UJ	Y
ANTHRACENE	210	J	Y
ATRAZINE	630	UJ	Y
BENZALDEHYDE	520	J	P
BENZO(A)ANTHRACENE	400	J	Y

nsample	FMC-9DL
samp_date	10/30/2007
lab_id	C7K020180002
qc_type	NM
units	UG/KG
Pct_Solids	26.0
DUP_OF:	

Parameter	Result	Val Qual	Qual Code
BENZO(A)PYRENE	510	J	Y
BENZO(B)FLUORANTHENE	730	J	Y
BENZO(G,H,I)PERYLENE	520	J	Y
BENZO(K)FLUORANTHENE	130	UJ	Y
BIS(2-CHLOROETHOXY)METHANE	630	UJ	Y
BIS(2-CHLOROETHYL)ETHER	130	UJ	Y
BIS(2-ETHYLHEXYL)PHTHALATE	320	J	PY
BUTYL BENZYL PHTHALATE	210	J	PY
CAPROLACTAM	270	J	PY
CARBAZOLE	35	J	PY
CHRYSENE	460	J	Y
DIBENZO(A,H)ANTHRACENE	120	J	PY
DIBENZOFURAN	35	J	PY
DIETHYL PHTHALATE	630	UJ	Y
DIMETHYL PHTHALATE	630	UJ	Y
DI-N-BUTYL PHTHALATE	630	UJ	Y
DI-N-OCTYL PHTHALATE	630	UJ	Y
FLUORANTHENE	740	J	Y
FLUORENE	86	J	PY
HEXACHLOROBENZENE	130	UJ	Y
HEXACHLOROBUTADIENE	130	UJ	Y
HEXACHLOROCYCLOPENTADIENE	630	UJ	Y
HEXACHLOROETHANE	630	UJ	Y
INDENO(1,2,3-CD)PYRENE	430	J	Y
ISOPHORONE	630	UJ	Y
NAPHTHALENE	93	J	PY
NITROBENZENE	130	UJ	Y
N-NITROSO-DI-N-PROPYLAMINE	130	UJ	Y
N-NITROSODIPHENYLAMINE	130	UJ	Y
PENTACHLOROPHENOL	630	UJ	Y
PHENANTHRENE	250	J	Y
PHENOL	130	UJ	Y

nsample	FMC-9DL
samp_date	10/30/2007
lab_id	C7K020180002
qc_type	NM
units	UG/KG
Pct_Solids	26.0
DUP_OF:	

Parameter	Result	Val Qual	Qual Code
PYRENE	760	J	Y

PROJ_NO: 00998

SDG: C7K020180 MEDIA: SOIL DATA FRACTION: PEST/PCB

nsample	FMC-10DL	nsample	FMC-11DL	nsample	FMC-12DL
samp_date	10/30/2007	samp_date	10/30/2007	samp_date	10/30/2007
lab_id	C7K020180003	lab_id	C7K020180004	lab_id	C7K020180005
qc_type	NM	qc_type	NM	qc_type	NM
units	UG/KG	units	UG/KG	units	UG/KG
Pct_Solids	32.0	Pct_Solids	25.0	Pct_Solids	40.0
DUP_OF:		DUP_OF:		DUP_OF:	

Parameter	Result	Val Qual	Qual Code
AROCLOR-1016	26	U	
AROCLOR-1221	26	U	
AROCLOR-1232	26	U	
AROCLOR-1242	26	U	
AROCLOR-1248	26	U	
AROCLOR-1254	120		
AROCLOR-1260	64		

Parameter	Result	Val Qual	Qual Code
AROCLOR-1016	33	UJ	Y
AROCLOR-1221	33	UJ	Y
AROCLOR-1232	33	UJ	Y
AROCLOR-1242	33	UJ	Y
AROCLOR-1248	33	UJ	Y
AROCLOR-1254	160	J	Y
AROCLOR-1260	89	J	Y

Parameter	Result	Val Qual	Qual Code
AROCLOR-1016	21	U	
AROCLOR-1221	21	U	
AROCLOR-1232	21	U	
AROCLOR-1242	21	U	
AROCLOR-1248	21	U	
AROCLOR-1254	58		
AROCLOR-1260	31		

PROJ_NO: 00998

SDG: C7K020180 MEDIA: SOIL DATA FRACTION: PEST/PCB

nsample	FMC-13DL	nsample	FMC-14DL	nsample	FMC-15DL
samp_date	10/30/2007	samp_date	10/30/2007	samp_date	10/31/2007
lab_id	C7K020180006	lab_id	C7K020180007	lab_id	C7K020180008
qc_type	NM	qc_type	NM	qc_type	NM
units	UG/KG	units	UG/KG	units	UG/KG
Pct_Solids	30.0	Pct_Solids	28.0	Pct_Solids	74.0
DUP_OF:		DUP_OF:		DUP_OF:	

Parameter	Result	Val Qual	Qual Code
AROCLOR-1016	28	U	
AROCLOR-1221	28	U	
AROCLOR-1232	62		
AROCLOR-1242	28	U	
AROCLOR-1248	100		
AROCLOR-1254	89		
AROCLOR-1260	46		

Parameter	Result	Val Qual	Qual Code
AROCLOR-1016	30	UJ	Y
AROCLOR-1221	30	UJ	Y
AROCLOR-1232	30	UJ	Y
AROCLOR-1242	30	UJ	Y
AROCLOR-1248	30	UJ	Y
AROCLOR-1254	130	J	Y
AROCLOR-1260	89	J	Y

Parameter	Result	Val Qual	Qual Code
AROCLOR-1016	16	U	
AROCLOR-1221	16	U	
AROCLOR-1232	16	U	
AROCLOR-1242	16	U	
AROCLOR-1248	16	U	
AROCLOR-1254	4	J	P
AROCLOR-1260	2.7	J	P

PROJ_NO: 00998

SDG: C7K020180 MEDIA: SOIL DATA FRACTION: PEST/PCB

nsample	FMC-16DL	nsample	FMC-17DL	nsample	FMC-18DL
samp_date	10/31/2007	samp_date	10/31/2007	samp_date	10/31/2007
lab_id	C7K020180009	lab_id	C7K020180010	lab_id	C7K020180011
qc_type	NM	qc_type	NM	qc_type	NM
units	UG/KG	units	UG/KG	units	UG/KG
Pct_Solids	73.0	Pct_Solids	68.0	Pct_Solids	30.0
DUP_OF:		DUP_OF:		DUP_OF:	

Parameter	Result	Val Qual	Qual Code
AROCLOR-1016	16	U	
AROCLOR-1221	16	U	
AROCLOR-1232	16	U	
AROCLOR-1242	16	U	
AROCLOR-1248	16	U	
AROCLOR-1254	16	U	
AROCLOR-1260	5.2	J	P

Parameter	Result	Val Qual	Qual Code
AROCLOR-1016	16	U	
AROCLOR-1221	16	U	
AROCLOR-1232	16	U	
AROCLOR-1242	16	U	
AROCLOR-1248	16	U	
AROCLOR-1254	14	J	P
AROCLOR-1260	7.2	J	P

Parameter	Result	Val Qual	Qual Code
AROCLOR-1016	28	U	
AROCLOR-1221	28	U	
AROCLOR-1232	28	U	
AROCLOR-1242	28	U	
AROCLOR-1248	28	U	
AROCLOR-1254	97		
AROCLOR-1260	51		

PROJ_NO: 00998

SDG: C7K020180 MEDIA: SOIL DATA FRACTION: PEST/PCB

nsample	FMC-19DL	nsample	FMC-20DL	nsample	FMC-21DL
samp_date	10/31/2007	samp_date	10/31/2007	samp_date	10/31/2007
lab_id	C7K020180012	lab_id	C7K020180013	lab_id	C7K020180014
qc_type	NM	qc_type	NM	qc_type	NM
units	UG/KG	units	UG/KG	units	UG/KG
Pct_Solids	32.0	Pct_Solids	27.0	Pct_Solids	76.0
DUP_OF:		DUP_OF:		DUP_OF:	

Parameter	Result	Val Qual	Qual Code
AROCLOR-1016	26	U	
AROCLOR-1221	26	U	
AROCLOR-1232	26	U	
AROCLOR-1242	26	U	
AROCLOR-1248	26	U	
AROCLOR-1254	98		
AROCLOR-1260	65		

Parameter	Result	Val Qual	Qual Code
AROCLOR-1016	31	UJ	Y
AROCLOR-1221	31	UJ	Y
AROCLOR-1232	31	UJ	Y
AROCLOR-1242	31	UJ	Y
AROCLOR-1248	31	UJ	Y
AROCLOR-1254	85	J	Y
AROCLOR-1260	53	J	Y

Parameter	Result	Val Qual	Qual Code
AROCLOR-1016	17	U	
AROCLOR-1221	25		
AROCLOR-1232	17	U	
AROCLOR-1242	17	U	
AROCLOR-1248	17	U	
AROCLOR-1254	17	U	
AROCLOR-1260	17	U	

PROJ_NO: 00998

SDG: C7K020180 MEDIA: SOIL DATA FRACTION: PEST/PCB

nsample	FMC-22DL	nsample	FMC-23DL	nsample	FMC-24DL
samp_date	10/31/2007	samp_date	10/31/2007	samp_date	10/30/2007
lab_id	C7K020180015	lab_id	C7K020180016	lab_id	C7K020180001
qc_type	NM	qc_type	NM	qc_type	NM
units	UG/KG	units	UG/KG	units	UG/KG
Pct_Solids	75.0	Pct_Solids	71.0	Pct_Solids	21.0
DUP_OF:		DUP_OF:		DUP_OF:	

Parameter	Result	Val Qual	Qual Code
AROCLOR-1016	17	U	
AROCLOR-1221	17	U	
AROCLOR-1232	17	U	
AROCLOR-1242	17	U	
AROCLOR-1248	17	U	
AROCLOR-1254	2.6	J	P
AROCLOR-1260	17	U	

Parameter	Result	Val Qual	Qual Code
AROCLOR-1016	16	U	
AROCLOR-1221	16	U	
AROCLOR-1232	16	U	
AROCLOR-1242	16	U	
AROCLOR-1248	16	U	
AROCLOR-1254	16	U	
AROCLOR-1260	16	U	

Parameter	Result	Val Qual	Qual Code
AROCLOR-1016	40	UJ	Y
AROCLOR-1221	40	UJ	Y
AROCLOR-1232	40	UJ	Y
AROCLOR-1242	40	UJ	Y
AROCLOR-1248	40	UJ	Y
AROCLOR-1254	180	J	Y
AROCLOR-1260	93	J	Y

PROJ_NO: 00998

SDG: C7K020180 MEDIA: SOIL DATA FRACTION: PEST/PCB

nsample	FMC-25DL	nsample	FMC-26DL	nsample	FMC-3DL
samp_date	10/31/2007	samp_date	10/31/2007	samp_date	10/31/2007
lab_id	C7K020180023	lab_id	C7K020180024	lab_id	C7K020180017
qc_type	NM	qc_type	NM	qc_type	NM
units	UG/KG	units	UG/KG	units	UG/KG
Pct_Solids	26.0	Pct_Solids	30.0	Pct_Solids	65.0
DUP_OF:		DUP_OF:		DUP_OF:	

Parameter	Result	Val Qual	Qual Code
AROCLOR-1016	32	UJ	Y
AROCLOR-1221	32	UJ	Y
AROCLOR-1232	32	UJ	Y
AROCLOR-1242	32	UJ	Y
AROCLOR-1248	32	UJ	Y
AROCLOR-1254	130	J	Y
AROCLOR-1260	43	J	Y

Parameter	Result	Val Qual	Qual Code
AROCLOR-1016	28	U	
AROCLOR-1221	28	U	
AROCLOR-1232	28	U	
AROCLOR-1242	28	U	
AROCLOR-1248	28	U	
AROCLOR-1254	90		
AROCLOR-1260	45		

Parameter	Result	Val Qual	Qual Code
AROCLOR-1016	17	U	
AROCLOR-1221	17	U	
AROCLOR-1232	17	U	
AROCLOR-1242	17	U	
AROCLOR-1248	17	U	
AROCLOR-1254	17	U	
AROCLOR-1260	10	J	P

PROJ_NO: 00998

SDG: C7K020180 MEDIA: SOIL DATA FRACTION: PEST/PCB

nsample	FMC-4DL	nsample	FMC-5DL	nsample	FMC-6DL
samp_date	10/31/2007	samp_date	10/31/2007	samp_date	10/31/2007
lab_id	C7K020180018	lab_id	C7K020180019	lab_id	C7K020180020
qc_type	NM	qc_type	NM	qc_type	NM
units	UG/KG	units	UG/KG	units	UG/KG
Pct_Solids	45.0	Pct_Solids	25.0	Pct_Solids	64.0
DUP_OF:		DUP_OF:		DUP_OF:	

Parameter	Result	Val Qual	Qual Code
AROCLOR-1016	19	U	
AROCLOR-1221	19	U	
AROCLOR-1232	19	U	
AROCLOR-1242	19	U	
AROCLOR-1248	19	U	
AROCLOR-1254	51		
AROCLOR-1260	27		

Parameter	Result	Val Qual	Qual Code
AROCLOR-1016	33	UJ	Y
AROCLOR-1221	33	UJ	Y
AROCLOR-1232	33	UJ	Y
AROCLOR-1242	33	UJ	Y
AROCLOR-1248	33	UJ	Y
AROCLOR-1254	130	J	Y
AROCLOR-1260	69	J	Y

Parameter	Result	Val Qual	Qual Code
AROCLOR-1016	16	U	
AROCLOR-1221	16	U	
AROCLOR-1232	16	U	
AROCLOR-1242	16	U	
AROCLOR-1248	16	U	
AROCLOR-1254	18		
AROCLOR-1260	16	U	

PROJ_NO: 00998

SDG: C7K020180 MEDIA: SOIL DATA FRACTION: PEST/PCB

nsample	FMC-7DL	nsample	FMC-8DL	nsample	FMC-9DL
samp_date	10/31/2007	samp_date	10/31/2007	samp_date	10/30/2007
lab_id	C7K020180021	lab_id	C7K020180022	lab_id	C7K020180002
qc_type	NM	qc_type	NM	qc_type	NM
units	UG/KG	units	UG/KG	units	UG/KG
Pct_Solids	26.0	Pct_Solids	27.0	Pct_Solids	26.0
DUP_OF:		DUP_OF:		DUP_OF:	

Parameter	Result	Val Qual	Qual Code
AROCLOR-1016	32	UJ	Y
AROCLOR-1221	32	UJ	Y
AROCLOR-1232	32	UJ	Y
AROCLOR-1242	32	UJ	Y
AROCLOR-1248	32	UJ	Y
AROCLOR-1254	77	J	Y
AROCLOR-1260	43	J	Y

Parameter	Result	Val Qual	Qual Code
AROCLOR-1016	31	UJ	Y
AROCLOR-1221	31	UJ	Y
AROCLOR-1232	31	UJ	Y
AROCLOR-1242	31	UJ	Y
AROCLOR-1248	31	UJ	Y
AROCLOR-1254	88	J	Y
AROCLOR-1260	34	J	Y

Parameter	Result	Val Qual	Qual Code
AROCLOR-1016	32	UJ	Y
AROCLOR-1221	32	UJ	Y
AROCLOR-1232	32	UJ	Y
AROCLOR-1242	32	UJ	Y
AROCLOR-1248	32	UJ	Y
AROCLOR-1254	140	J	Y
AROCLOR-1260	75	J	Y

Appendix B

Results as Reported by the Laboratory

Tetra Tech NUS, Inc

Client Sample ID: FMC-10

GC/MS Volatiles

Lot-Sample #...:	C7K020180-003	**Work Order #...:**	KAERF1AV	**Matrix.....:**	SOLID
Date Sampled...:	10/30/07	**Date Received..:**	11/02/07	**MS Run #.....:**	7314024
Prep Date.....:	11/10/07	**Analysis Date..:**	11/10/07		
Prep Batch #...:	7314050	**Analysis Time..:**	12:31		
Dilution Factor:	1	**Initial Wgt/Vol:**	5 g	**Final Wgt/Vol..:**	5 mL
% Moisture.....:	68	**Analyst ID.....:**	010099	**Instrument ID..:**	HP3
		Method.....:	SW846 8260B		

PARAMETER	RESULT	REPORTING LIMIT	UNITS	MDL
Acetone	ND	63	ug/kg	16
Benzene	ND	16	ug/kg	3.3
Bromodichloromethane	ND	16	ug/kg	3.1
Bromoform	ND	16	ug/kg	3.2
Bromomethane	ND	16	ug/kg	4.0
2-Butanone	ND	16	ug/kg	3.1
Carbon disulfide	ND	16	ug/kg	3.9
Carbon tetrachloride	ND	16	ug/kg	2.8
Chlorobenzene	ND	16	ug/kg	3.5
Chloroethane	ND	16	ug/kg	4.5
Chloroform	ND	16	ug/kg	3.3
Chloromethane	ND	16	ug/kg	3.5
Cyclohexane	ND	16	ug/kg	3.2
Dibromochloromethane	ND	16	ug/kg	2.9
1,2-Dibromo-3-chloro-propane	ND	16	ug/kg	2.7
1,2-Dibromoethane	ND	16	ug/kg	3.3
1,3-Dichlorobenzene	ND	16	ug/kg	3.3
1,4-Dichlorobenzene	ND	16	ug/kg	3.5
1,2-Dichlorobenzene	ND	16	ug/kg	3.5
Dichlorodifluoromethane	ND	16	ug/kg	4.0
1,1-Dichloroethane	ND	16	ug/kg	3.1
1,2-Dichloroethane	ND	16	ug/kg	3.5
1,1-Dichloroethene	ND	16	ug/kg	3.7
cis-1,2-Dichloroethene	ND	16	ug/kg	3.4
trans-1,2-Dichloroethene	ND	16	ug/kg	3.7
1,2-Dichloropropane	ND	16	ug/kg	3.5
cis-1,3-Dichloropropene	ND	16	ug/kg	2.8
trans-1,3-Dichloropropene	ND	16	ug/kg	2.8
Ethylbenzene	ND	16	ug/kg	3.7
2-Hexanone	ND	16	ug/kg	2.5
Isopropylbenzene	ND	16	ug/kg	3.4
Methyl acetate	ND	16	ug/kg	3.4
Methylene chloride	ND	16	ug/kg	2.4
Methylcyclohexane	ND	16	ug/kg	3.5
4-Methyl-2-pentanone	ND	16	ug/kg	2.7
Methyl tert-butyl ether	ND	16	ug/kg	2.9

(Continued on next page)

Tetra Tech NUS, Inc

Client Sample ID: FMC-10

GC/MS Volatiles

Lot-Sample #...: C7K020180-003 **Work Order #...:** KAERF1AV **Matrix.....:** SOLID

PARAMETER	RESULT	REPORTING LIMIT	UNITS	MDL
Styrene	ND	16	ug/kg	3.5
1,1,2,2-Tetrachloroethane	ND	16	ug/kg	3.6
1,2,4-Trichloro-benzene	ND	16	ug/kg	3.3
Tetrachloroethene	ND	16	ug/kg	4.1
1,1,1-Trichloroethane	ND	16	ug/kg	3.2
1,1,2-Trichloroethane	ND	16	ug/kg	3.4
Trichloroethene	ND	16	ug/kg	3.5
Trichlorofluoromethane	ND	16	ug/kg	5.1
1,1,2-Trichloro-1,2,2-trifluoroethane	ND	16	ug/kg	3.9
Toluene	ND	16	ug/kg	2.5
Vinyl chloride	ND	16	ug/kg	3.5
Xylenes (total)	ND	47	ug/kg	11

SURROGATE	PERCENT RECOVERY	RECOVERY LIMITS
1,2-Dichloroethane-d4	96	(52 - 124)
Toluene-d8	103	(72 - 127)
4-Bromofluorobenzene	101	(63 - 120)
Dibromofluoromethane	97	(68 - 121)

NOTE(S):

Results and reporting limits have been adjusted for dry weight.

Tetra Tech NUS, Inc

Client Sample ID: FMC-11

GC/MS Volatiles

Lot-Sample #...:	C7K020180-004	**Work Order #...:**	KAERJ1AV	**Matrix.....:**	SOLID
Date Sampled...:	10/30/07	**Date Received..:**	11/02/07	**MS Run #.....:**	7314024
Prep Date.....:	11/10/07	**Analysis Date..:**	11/10/07		
Prep Batch #...:	7314050	**Analysis Time..:**	12:55		
Dilution Factor:	1	**Initial Wgt/Vol:**	5 g	**Final Wgt/Vol..:**	5 mL
% Moisture.....:	75	**Analyst ID.....:**	010099	**Instrument ID..:**	HP3
		Method.....:	SW846 8260B		

PARAMETER	RESULT	REPORTING LIMIT	UNITS	MDL
Acetone	**24 J**	**79**	**ug/kg**	**20**
Benzene	ND	20	ug/kg	4.1
Bromodichloromethane	ND	20	ug/kg	3.9
Bromoform	ND	20	ug/kg	4.0
Bromomethane	ND	20	ug/kg	5.0
2-Butanone	ND	20	ug/kg	3.8
Carbon disulfide	ND	20	ug/kg	4.9
Carbon tetrachloride	ND	20	ug/kg	3.5
Chlorobenzene	ND	20	ug/kg	4.4
Chloroethane	ND	20	ug/kg	5.7
Chloroform	ND	20	ug/kg	4.2
Chloromethane	ND	20	ug/kg	4.4
Cyclohexane	ND	20	ug/kg	4.0
Dibromochloromethane	ND	20	ug/kg	3.7
1,2-Dibromo-3-chloro-propane	ND	20	ug/kg	3.3
1,2-Dibromoethane	ND	20	ug/kg	4.1
1,3-Dichlorobenzene	ND	20	ug/kg	4.2
1,4-Dichlorobenzene	ND	20	ug/kg	4.4
1,2-Dichlorobenzene	ND	20	ug/kg	4.3
Dichlorodifluoromethane	ND	20	ug/kg	5.1
1,1-Dichloroethane	ND	20	ug/kg	3.9
1,2-Dichloroethane	ND	20	ug/kg	4.3
1,1-Dichloroethene	ND	20	ug/kg	4.6
cis-1,2-Dichloroethene	ND	20	ug/kg	4.3
trans-1,2-Dichloroethene	ND	20	ug/kg	4.6
1,2-Dichloropropane	ND	20	ug/kg	4.4
cis-1,3-Dichloropropene	ND	20	ug/kg	3.6
trans-1,3-Dichloropropene	ND	20	ug/kg	3.4
Ethylbenzene	ND	20	ug/kg	4.7
2-Hexanone	ND	20	ug/kg	3.1
Isopropylbenzene	ND	20	ug/kg	4.2
Methyl acetate	ND	20	ug/kg	4.2
Methylene chloride	ND	20	ug/kg	3.0
Methylcyclohexane	ND	20	ug/kg	4.4
4-Methyl-2-pentanone	ND	20	ug/kg	3.4
Methyl tert-butyl ether	ND	20	ug/kg	3.7

(Continued on next page)

Tetra Tech NUS, Inc

Client Sample ID: FMC-11

GC/MS Volatiles

Lot-Sample #...: C7K020180-004 Work Order #...: KAERJ1AV Matrix.....: SOLID

PARAMETER	RESULT	REPORTING LIMIT	UNITS	MDL
Styrene	ND	20	ug/kg	4.4
1,1,2,2-Tetrachloroethane	ND	20	ug/kg	4.5
1,2,4-Trichloro-benzene	ND	20	ug/kg	4.1
Tetrachloroethene	ND	20	ug/kg	5.1
1,1,1-Trichloroethane	ND	20	ug/kg	4.0
1,1,2-Trichloroethane	ND	20	ug/kg	4.2
Trichloroethene	ND	20	ug/kg	4.4
Trichlorofluoromethane	ND	20	ug/kg	6.4
1,1,2-Trichloro-1,2,2-trifluoroethane	ND	20	ug/kg	4.9
Toluene	ND	20	ug/kg	3.1
Vinyl chloride	ND	20	ug/kg	4.4
Xylenes (total)	ND	59	ug/kg	14

SURROGATE	PERCENT RECOVERY	RECOVERY LIMITS
1,2-Dichloroethane-d4	98	(52 - 124)
Toluene-d8	102	(72 - 127)
4-Bromofluorobenzene	101	(63 - 120)
Dibromofluoromethane	96	(68 - 121)

NOTE(S):

Results and reporting limits have been adjusted for dry weight.

J Estimated result. Result is less than RL.

Tetra Tech NUS, Inc

Client Sample ID: FMC-12

GC/MS Volatiles

Lot-Sample #...: C7K020180-005	**Work Order #...:** KAERM1AV	**Matrix.....:** SOLID	
Date Sampled...: 10/30/07	**Date Received..:** 11/02/07	**MS Run #.....:** 7314024	
Prep Date.....: 11/10/07	**Analysis Date..:** 11/10/07		
Prep Batch #...: 7314050	**Analysis Time..:** 13:19		
Dilution Factor: 1	**Initial Wgt/Vol:** 5 g	**Final Wgt/Vol..:** 5 mL	
% Moisture.....: 60	**Analyst ID.....:** 010099	**Instrument ID..:** HP3	
	Method.....: SW846 8260B		

PARAMETER	RESULT	REPORTING LIMIT	UNITS	MDL
Acetone	ND	51	ug/kg	13
Benzene	ND	13	ug/kg	2.6
Bromodichloromethane	ND	13	ug/kg	2.5
Bromoform	ND	13	ug/kg	2.6
Bromomethane	ND	13	ug/kg	3.2
2-Butanone	ND	13	ug/kg	2.5
Carbon disulfide	ND	13	ug/kg	3.1
Carbon tetrachloride	ND	13	ug/kg	2.3
Chlorobenzene	ND	13	ug/kg	2.8
Chloroethane	ND	13	ug/kg	3.6
Chloroform	ND	13	ug/kg	2.7
Chloromethane	ND	13	ug/kg	2.8
Cyclohexane	ND	13	ug/kg	2.5
Dibromochloromethane	ND	13	ug/kg	2.3
1,2-Dibromo-3-chloro-propane	ND	13	ug/kg	2.1
1,2-Dibromoethane	ND	13	ug/kg	2.6
1,3-Dichlorobenzene	ND	13	ug/kg	2.7
1,4-Dichlorobenzene	ND	13	ug/kg	2.8
1,2-Dichlorobenzene	ND	13	ug/kg	2.8
Dichlorodifluoromethane	ND	13	ug/kg	3.2
1,1-Dichloroethane	ND	13	ug/kg	2.5
1,2-Dichloroethane	ND	13	ug/kg	2.8
1,1-Dichloroethene	ND	13	ug/kg	3.0
cis-1,2-Dichloroethene	ND	13	ug/kg	2.7
trans-1,2-Dichloroethene	ND	13	ug/kg	2.9
1,2-Dichloropropane	ND	13	ug/kg	2.8
cis-1,3-Dichloropropene	ND	13	ug/kg	2.3
trans-1,3-Dichloropropene	ND	13	ug/kg	2.2
Ethylbenzene	ND	13	ug/kg	3.0
2-Hexanone	ND	13	ug/kg	2.0
Isopropylbenzene	ND	13	ug/kg	2.7
Methyl acetate	ND	13	ug/kg	2.7
Methylene chloride	**31**	**13**	**ug/kg**	**1.9**
Methylcyclohexane	ND	13	ug/kg	2.8
4-Methyl-2-pentanone	ND	13	ug/kg	2.2
Methyl tert-butyl ether	ND	13	ug/kg	2.3

(Continued on next page)

Tetra Tech NUS, Inc

Client Sample ID: FMC-12

GC/MS Volatiles

Lot-Sample #...: C7K020180-005 **Work Order #...:** KAERM1AV **Matrix.....:** SOLID

PARAMETER	RESULT	REPORTING LIMIT	UNITS	MDL
Styrene	ND	13	ug/kg	2.8
1,1,2,2-Tetrachloroethane	ND	13	ug/kg	2.9
1,2,4-Trichloro-benzene	ND	13	ug/kg	2.6
Tetrachloroethene	ND	13	ug/kg	3.3
1,1,1-Trichloroethane	ND	13	ug/kg	2.6
1,1,2-Trichloroethane	ND	13	ug/kg	2.7
Trichloroethene	ND	13	ug/kg	2.8
Trichlorofluoromethane	ND	13	ug/kg	4.1
1,1,2-Trichloro-1,2,2-trifluoroethane	ND	13	ug/kg	3.1
Toluene	ND	13	ug/kg	2.0
Vinyl chloride	ND	13	ug/kg	2.8
Xylenes (total)	ND	38	ug/kg	8.9

SURROGATE	PERCENT RECOVERY	RECOVERY LIMITS
1,2-Dichloroethane-d4	102	(52 - 124)
Toluene-d8	106	(72 - 127)
4-Bromofluorobenzene	105	(63 - 120)
Dibromofluoromethane	101	(68 - 121)

NOTE(S):

Results and reporting limits have been adjusted for dry weight.

Tetra Tech NUS, Inc

Client Sample ID: FMC-13

GC/MS Volatiles

Lot-Sample #...:	C7K020180-006	**Work Order #...:**	KAERT1AV	**Matrix.....:**	SOLID
Date Sampled...:	10/30/07	**Date Received..:**	11/02/07	**MS Run #.....:**	7314024
Prep Date.....:	11/10/07	**Analysis Date..:**	11/10/07		
Prep Batch #...:	7314050	**Analysis Time..:**	13:43		
Dilution Factor:	1	**Initial Wgt/Vol:**	5 g	**Final Wgt/Vol..:**	5 mL
% Moisture.....:	70	**Analyst ID.....:**	010099	**Instrument ID..:**	HP3
		Method.....:	SW846 8260B		

PARAMETER	RESULT	REPORTING LIMIT	UNITS	MDL
Acetone	ND	67	ug/kg	17
Benzene	ND	17	ug/kg	3.5
Bromodichloromethane	ND	17	ug/kg	3.2
Bromoform	ND	17	ug/kg	3.4
Bromomethane	ND	17	ug/kg	4.2
2-Butanone	ND	17	ug/kg	3.2
Carbon disulfide	ND	17	ug/kg	4.1
Carbon tetrachloride	ND	17	ug/kg	3.0
Chlorobenzene	ND	17	ug/kg	3.7
Chloroethane	ND	17	ug/kg	4.8
Chloroform	ND	17	ug/kg	3.5
Chloromethane	ND	17	ug/kg	3.7
Cyclohexane	ND	17	ug/kg	3.3
Dibromochloromethane	ND	17	ug/kg	3.1
1,2-Dibromo-3-chloro-propane	ND	17	ug/kg	2.8
1,2-Dibromoethane	ND	17	ug/kg	3.5
1,3-Dichlorobenzene	ND	17	ug/kg	3.5
1,4-Dichlorobenzene	ND	17	ug/kg	3.7
1,2-Dichlorobenzene	ND	17	ug/kg	3.7
Dichlorodifluoromethane	ND	17	ug/kg	4.3
1,1-Dichloroethane	ND	17	ug/kg	3.3
1,2-Dichloroethane	ND	17	ug/kg	3.6
1,1-Dichloroethene	ND	17	ug/kg	3.9
cis-1,2-Dichloroethene	ND	17	ug/kg	3.6
trans-1,2-Dichloroethene	ND	17	ug/kg	3.9
1,2-Dichloropropane	ND	17	ug/kg	3.7
cis-1,3-Dichloropropene	ND	17	ug/kg	3.0
trans-1,3-Dichloropropene	ND	17	ug/kg	2.9
Ethylbenzene	ND	17	ug/kg	3.9
2-Hexanone	ND	17	ug/kg	2.6
Isopropylbenzene	ND	17	ug/kg	3.6
Methyl acetate	ND	17	ug/kg	3.5
Methylene chloride	ND	17	ug/kg	2.6
Methylcyclohexane	ND	17	ug/kg	3.7
4-Methyl-2-pentanone	ND	17	ug/kg	2.9
Methyl tert-butyl ether	ND	17	ug/kg	3.1

(Continued on next page)

Tetra Tech NUS, Inc

Client Sample ID: FMC-13

GC/MS Volatiles

Lot-Sample #...: C7K020180-006 **Work Order #...:** KAERT1AV **Matrix.....:** SOLID

PARAMETER	RESULT	REPORTING LIMIT	UNITS	MDL
Styrene	ND	17	ug/kg	3.7
1,1,2,2-Tetrachloroethane	ND	17	ug/kg	3.8
1,2,4-Trichloro-benzene	ND	17	ug/kg	3.4
Tetrachloroethene	ND	17	ug/kg	4.3
1,1,1-Trichloroethane	ND	17	ug/kg	3.4
1,1,2-Trichloroethane	ND	17	ug/kg	3.6
Trichloroethene	ND	17	ug/kg	3.7
Trichlorofluoromethane	ND	17	ug/kg	5.4
1,1,2-Trichloro-1,2,2-trifluoroethane	ND	17	ug/kg	4.1
Toluene	ND	17	ug/kg	2.6
Vinyl chloride	ND	17	ug/kg	3.7
Xylenes (total)	ND	50	ug/kg	12

SURROGATE	PERCENT RECOVERY	RECOVERY LIMITS
1,2-Dichloroethane-d4	102	(52 - 124)
Toluene-d8	115	(72 - 127)
4-Bromofluorobenzene	104	(63 - 120)
Dibromofluoromethane	101	(68 - 121)

NOTE(S):

Results and reporting limits have been adjusted for dry weight.

Tetra Tech NUS, Inc

Client Sample ID: PMC-14

GC/MS Volatiles

Lot-Sample #...:	C7K020180-007	**Work Order #...:**	KAER01AV	**Matrix.....:**	SOLID
Date Sampled...:	10/30/07	**Date Received..:**	11/02/07	**MS Run #.....:**	7314024
Prep Date.....:	11/10/07	**Analysis Date..:**	11/10/07		
Prep Batch #...:	7314050	**Analysis Time..:**	14:07		
Dilution Factor:	1	**Initial Wgt/Vol:**	5 g	**Final Wgt/Vol..:**	5 mL
% Moisture.....:	72	**Analyst ID.....:**	010099	**Instrument ID..:**	HP3
		Method.....:	SW846 8260B		

PARAMETER	RESULT	REPORTING LIMIT	UNITS	MDL
Acetone	ND	72	ug/kg	18
Benzene	ND	18	ug/kg	3.7
Bromodichloromethane	ND	18	ug/kg	3.5
Bromoform	ND	18	ug/kg	3.7
Bromomethane	ND	18	ug/kg	4.5
2-Butanone	ND	18	ug/kg	3.5
Carbon disulfide	ND	18	ug/kg	4.4
Carbon tetrachloride	ND	18	ug/kg	3.2
Chlorobenzene	ND	18	ug/kg	4.0
Chloroethane	ND	18	ug/kg	5.2
Chloroform	ND	18	ug/kg	3.8
Chloromethane	ND	18	ug/kg	4.0
Cyclohexane	ND	18	ug/kg	3.6
Dibromochloromethane	ND	18	ug/kg	3.3
1,2-Dibromo-3-chloro-propane	ND	18	ug/kg	3.0
1,2-Dibromoethane	ND	18	ug/kg	3.7
1,3-Dichlorobenzene	ND	18	ug/kg	3.8
1,4-Dichlorobenzene	ND	18	ug/kg	4.0
1,2-Dichlorobenzene	ND	18	ug/kg	3.9
Dichlorodifluoromethane	ND	18	ug/kg	4.6
1,1-Dichloroethane	ND	18	ug/kg	3.5
1,2-Dichloroethane	ND	18	ug/kg	3.9
1,1-Dichloroethene	ND	18	ug/kg	4.2
cis-1,2-Dichloroethene	ND	18	ug/kg	3.9
trans-1,2-Dichloroethene	ND	18	ug/kg	4.2
1,2-Dichloropropane	ND	18	ug/kg	4.0
cis-1,3-Dichloropropene	ND	18	ug/kg	3.2
trans-1,3-Dichloropropene	ND	18	ug/kg	3.1
Ethylbenzene	ND	18	ug/kg	4.2
2-Hexanone	ND	18	ug/kg	2.8
Isopropylbenzene	ND	18	ug/kg	3.8
Methyl acetate	ND	18	ug/kg	3.8
Methylene chloride	ND	18	ug/kg	2.8
Methylcyclohexane	ND	18	ug/kg	4.0
4-Methyl-2-pentanone	ND	18	ug/kg	3.1
Methyl tert-butyl ether	ND	18	ug/kg	3.3

(Continued on next page)

Tetra Tech NUS, Inc

Client Sample ID: FMC-14

GC/MS Volatiles

Lot-Sample #...: C7K020180-007 **Work Order #...:** KAER01AV **Matrix.....:** SOLID

PARAMETER	RESULT	REPORTING LIMIT	UNITS	MDL
Styrene	ND	18	ug/kg	4.0
1,1,2,2-Tetrachloroethane	ND	18	ug/kg	4.1
1,2,4-Trichloro-benzene	ND	18	ug/kg	3.7
Tetrachloroethene	ND	18	ug/kg	4.7
1,1,1-Trichloroethane	ND	18	ug/kg	3.7
1,1,2-Trichloroethane	ND	18	ug/kg	3.8
Trichloroethene	ND	18	ug/kg	4.0
Trichlorofluoromethane	ND	18	ug/kg	5.8
1,1,2-Trichloro-1,2,2-trifluoroethane	ND	18	ug/kg	4.4
Toluene	ND	18	ug/kg	2.8
Vinyl chloride	ND	18	ug/kg	4.0
Xylenes (total)	ND	54	ug/kg	13

SURROGATE	PERCENT RECOVERY	RECOVERY LIMITS
1,2-Dichloroethane-d4	98	(52 - 124)
Toluene-d8	102	(72 - 127)
4-Bromofluorobenzene	99	(63 - 120)
Dibromofluoromethane	94	(68 - 121)

NOTE(S):

Results and reporting limits have been adjusted for dry weight.

Tetra Tech NUS, Inc

Client Sample ID: FMC-15

GC/MS Volatiles

Lot-Sample #...:	C7K020180-008	**Work Order #...:**	KAETX1AV	**Matrix.....:**	SOLID
Date Sampled...:	10/31/07	**Date Received..:**	11/02/07	**MS Run #.....:**	7314024
Prep Date.....:	11/10/07	**Analysis Date..:**	11/10/07		
Prep Batch #...:	7314050	**Analysis Time..:**	14:31		
Dilution Factor:	1	**Initial Wgt/Vol:**	5 g	**Final Wgt/Vol..:**	5 mL
% Moisture.....:	26	**Analyst ID.....:**	010099	**Instrument ID..:**	HP3
		Method.....:	SW846 8260B		

PARAMETER	RESULT	REPORTING LIMIT	UNITS	MDL
Acetone	ND	27	ug/kg	6.8
Benzene	ND	6.8	ug/kg	1.4
Bromodichloromethane	ND	6.8	ug/kg	1.3
Bromoform	ND	6.8	ug/kg	1.4
Bromomethane	ND	6.8	ug/kg	1.7
2-Butanone	ND	6.8	ug/kg	1.3
Carbon disulfide	ND	6.8	ug/kg	1.7
Carbon tetrachloride	ND	6.8	ug/kg	1.2
Chlorobenzene	ND	6.8	ug/kg	1.5
Chloroethane	ND	6.8	ug/kg	2.0
Chloroform	ND	6.8	ug/kg	1.4
Chloromethane	ND	6.8	ug/kg	1.5
Cyclohexane	ND	6.8	ug/kg	1.4
Dibromochloromethane	ND	6.8	ug/kg	1.3
1,2-Dibromo-3-chloro-propane	ND	6.8	ug/kg	1.1
1,2-Dibromoethane	ND	6.8	ug/kg	1.4
1,3-Dichlorobenzene	ND	6.8	ug/kg	1.4
1,4-Dichlorobenzene	ND	6.8	ug/kg	1.5
1,2-Dichlorobenzene	ND	6.8	ug/kg	1.5
Dichlorodifluoromethane	ND	6.8	ug/kg	1.7
1,1-Dichloroethane	ND	6.8	ug/kg	1.3
1,2-Dichloroethane	ND	6.8	ug/kg	1.5
1,1-Dichloroethene	ND	6.8	ug/kg	1.6
cis-1,2-Dichloroethene	**5.8 J**	**6.8**	**ug/kg**	**1.5**
trans-1,2-Dichloroethene	ND	6.8	ug/kg	1.6
1,2-Dichloropropane	ND	6.8	ug/kg	1.5
cis-1,3-Dichloropropene	ND	6.8	ug/kg	1.2
trans-1,3-Dichloropropene	ND	6.8	ug/kg	1.2
Ethylbenzene	ND	6.8	ug/kg	1.6
2-Hexanone	ND	6.8	ug/kg	1.1
Isopropylbenzene	ND	6.8	ug/kg	1.5
Methyl acetate	ND	6.8	ug/kg	1.4
Methylene chloride	ND	6.8	ug/kg	1.0
Methylcyclohexane	ND	6.8	ug/kg	1.5
4-Methyl-2-pentanone	ND	6.8	ug/kg	1.2
Methyl tert-butyl ether	ND	6.8	ug/kg	1.3

(Continued on next page)

Tetra Tech NUS, Inc

Client Sample ID: FMC-15

GC/MS Volatiles

Lot-Sample #...: C7K020180-008 **Work Order #...:** KAETX1AV **Matrix.....:** SOLID

PARAMETER	RESULT	REPORTING LIMIT	UNITS	MDL
Styrene	ND	6.8	ug/kg	1.5
1,1,2,2-Tetrachloroethane	ND	6.8	ug/kg	1.5
1,2,4-Trichloro-benzene	ND	6.8	ug/kg	1.4
Tetrachloroethene	ND	6.8	ug/kg	1.8
1,1,1-Trichloroethane	ND	6.8	ug/kg	1.4
1,1,2-Trichloroethane	ND	6.8	ug/kg	1.4
Trichloroethene	ND	6.8	ug/kg	1.5
Trichlorofluoromethane	ND	6.8	ug/kg	2.2
1,1,2-Trichloro-1,2,2-trifluoroethane	ND	6.8	ug/kg	1.7
Toluene	ND	6.8	ug/kg	1.1
Vinyl chloride	ND	6.8	ug/kg	1.5
Xylenes (total)	ND	20	ug/kg	4.8

SURROGATE	PERCENT RECOVERY	RECOVERY LIMITS
1,2-Dichloroethane-d4	102	(52 - 124)
Toluene-d8	99	(72 - 127)
4-Bromofluorobenzene	103	(63 - 120)
Dibromofluoromethane	97	(68 - 121)

NOTE(S):

Results and reporting limits have been adjusted for dry weight.

J Estimated result. Result is less than RL.

Tetra Tech NUS, Inc

Client Sample ID: FMC-16

GC/MS Volatiles

Lot-Sample #...:	C7K020180-009	**Work Order #...:**	KAET31AV	**Matrix.....:**	SOLID
Date Sampled...:	10/31/07	**Date Received..:**	11/02/07	**MS Run #.....:**	7314024
Prep Date.....:	11/10/07	**Analysis Date..:**	11/10/07		
Prep Batch #...:	7314050	**Analysis Time..:**	14:55		
Dilution Factor:	1	**Initial Wgt/Vol:**	5 g	**Final Wgt/Vol..:**	5 mL
% Moisture.....:	27	**Analyst ID.....:**	010099	**Instrument ID..:**	HP3
		Method.....:	SW846 8260B		

PARAMETER	RESULT	REPORTING LIMIT	UNITS	MDL
Acetone	ND	27	ug/kg	6.9
Benzene	ND	6.9	ug/kg	1.4
Bromodichloromethane	ND	6.9	ug/kg	1.3
Bromoform	ND	6.9	ug/kg	1.4
Bromomethane	ND	6.9	ug/kg	1.7
2-Butanone	ND	6.9	ug/kg	1.3
Carbon disulfide	ND	6.9	ug/kg	1.7
Carbon tetrachloride	ND	6.9	ug/kg	1.2
Chlorobenzene	ND	6.9	ug/kg	1.5
Chloroethane	ND	6.9	ug/kg	2.0
Chloroform	ND	6.9	ug/kg	1.5
Chloromethane	ND	6.9	ug/kg	1.5
Cyclohexane	ND	6.9	ug/kg	1.4
Dibromochloromethane	ND	6.9	ug/kg	1.3
1,2-Dibromo-3-chloro-propane	ND	6.9	ug/kg	1.2
1,2-Dibromoethane	ND	6.9	ug/kg	1.4
1,3-Dichlorobenzene	ND	6.9	ug/kg	1.4
1,4-Dichlorobenzene	ND	6.9	ug/kg	1.5
1,2-Dichlorobenzene	ND	6.9	ug/kg	1.5
Dichlorodifluoromethane	ND	6.9	ug/kg	1.8
1,1-Dichloroethane	ND	6.9	ug/kg	1.3
1,2-Dichloroethane	ND	6.9	ug/kg	1.5
1,1-Dichloroethene	ND	6.9	ug/kg	1.6
cis-1,2-Dichloroethene	**4.3 J**	**6.9**	**ug/kg**	**1.5**
trans-1,2-Dichloroethene	ND	6.9	ug/kg	1.6
1,2-Dichloropropane	ND	6.9	ug/kg	1.5
cis-1,3-Dichloropropene	ND	6.9	ug/kg	1.2
trans-1,3-Dichloropropene	ND	6.9	ug/kg	1.2
Ethylbenzene	ND	6.9	ug/kg	1.6
2-Hexanone	ND	6.9	ug/kg	1.1
Isopropylbenzene	ND	6.9	ug/kg	1.5
Methyl acetate	ND	6.9	ug/kg	1.5
Methylene chloride	ND	6.9	ug/kg	1.1
Methylcyclohexane	ND	6.9	ug/kg	1.5
4-Methyl-2-pentanone	ND	6.9	ug/kg	1.2
Methyl tert-butyl ether	ND	6.9	ug/kg	1.3

(Continued on next page)

Tetra Tech NUS, Inc

Client Sample ID: FMC-16

GC/MS Volatiles

Lot-Sample #...: C7K020180-009 Work Order #...: KAET31AV Matrix.....: SOLID

PARAMETER	RESULT	REPORTING LIMIT	UNITS	MDL
Styrene	ND	6.9	ug/kg	1.5
1,1,2,2-Tetrachloroethane	ND	6.9	ug/kg	1.6
1,2,4-Trichloro-benzene	ND	6.9	ug/kg	1.4
Tetrachloroethene	ND	6.9	ug/kg	1.8
1,1,1-Trichloroethane	ND	6.9	ug/kg	1.4
1,1,2-Trichloroethane	ND	6.9	ug/kg	1.5
Trichloroethene	ND	6.9	ug/kg	1.5
Trichlorofluoromethane	ND	6.9	ug/kg	2.2
1,1,2-Trichloro-1,2,2-trifluoroethane	ND	6.9	ug/kg	1.7
Toluene	ND	6.9	ug/kg	1.1
Vinyl chloride	ND	6.9	ug/kg	1.5
Xylenes (total)	ND	21	ug/kg	4.8

SURROGATE	PERCENT RECOVERY	RECOVERY LIMITS
1,2-Dichloroethane-d4	97	(52 - 124)
Toluene-d8	99	(72 - 127)
4-Bromofluorobenzene	101	(63 - 120)
Dibromofluoromethane	97	(68 - 121)

NOTE(S):

Results and reporting limits have been adjusted for dry weight.

J Estimated result. Result is less than RL.

Tetra Tech NUS, Inc

Client Sample ID: FMC-17

GC/MS Volatiles

Lot-Sample #...:	C7K020180-010	**Work Order #...:**	KAET71AV	**Matrix.....:**	SOLID
Date Sampled...:	10/31/07	**Date Received..:**	11/02/07	**MS Run #.....:**	7314024
Prep Date.....:	11/10/07	**Analysis Date..:**	11/10/07		
Prep Batch #...:	7314050	**Analysis Time..:**	15:19		
Dilution Factor:	1	**Initial Wgt/Vol:**	5 g	**Final Wgt/Vol..:**	5 mL
% Moisture.....:	32	**Analyst ID.....:**	010099	**Instrument ID..:**	HP3
		Method.....:	SW846 8260B		

PARAMETER	RESULT	REPORTING LIMIT	UNITS	MDL
Acetone	ND	29	ug/kg	7.4
Benzene	ND	7.4	ug/kg	1.5
Bromodichloromethane	ND	7.4	ug/kg	1.4
Bromoform	ND	7.4	ug/kg	1.5
Bromomethane	ND	7.4	ug/kg	1.9
2-Butanone	ND	7.4	ug/kg	1.4
Carbon disulfide	ND	7.4	ug/kg	1.8
Carbon tetrachloride	ND	7.4	ug/kg	1.3
Chlorobenzene	ND	7.4	ug/kg	1.6
Chloroethane	ND	7.4	ug/kg	2.1
Chloroform	ND	7.4	ug/kg	1.6
Chloromethane	ND	7.4	ug/kg	1.6
Cyclohexane	ND	7.4	ug/kg	1.5
Dibromochloromethane	ND	7.4	ug/kg	1.4
1,2-Dibromo-3-chloro-propane	ND	7.4	ug/kg	1.2
1,2-Dibromoethane	ND	7.4	ug/kg	1.5
1,3-Dichlorobenzene	ND	7.4	ug/kg	1.5
1,4-Dichlorobenzene	ND	7.4	ug/kg	1.6
1,2-Dichlorobenzene	ND	7.4	ug/kg	1.6
Dichlorodifluoromethane	ND	7.4	ug/kg	1.9
1,1-Dichloroethane	ND	7.4	ug/kg	1.4
1,2-Dichloroethane	ND	7.4	ug/kg	1.6
1,1-Dichloroethene	ND	7.4	ug/kg	1.7
cis-1,2-Dichloroethene	ND	7.4	ug/kg	1.6
trans-1,2-Dichloroethene	ND	7.4	ug/kg	1.7
1,2-Dichloropropane	ND	7.4	ug/kg	1.6
cis-1,3-Dichloropropene	ND	7.4	ug/kg	1.3
trans-1,3-Dichloropropene	ND	7.4	ug/kg	1.3
Ethylbenzene	ND	7.4	ug/kg	1.7
2-Hexanone	ND	7.4	ug/kg	1.2
Isopropylbenzene	ND	7.4	ug/kg	1.6
Methyl acetate	ND	7.4	ug/kg	1.6
Methylene chloride	ND	7.4	ug/kg	1.1
Methylcyclohexane	ND	7.4	ug/kg	1.6
4-Methyl-2-pentanone	ND	7.4	ug/kg	1.3
Methyl tert-butyl ether	ND	7.4	ug/kg	1.4

(Continued on next page)

Tetra Tech NUS, Inc

Client Sample ID: FMC-17

GC/MS Volatiles

Lot-Sample #...: C7K020180-010 **Work Order #...:** KAET71AV **Matrix.....:** SOLID

PARAMETER	RESULT	REPORTING LIMIT	UNITS	MDL
Styrene	ND	7.4	ug/kg	1.6
1,1,2,2-Tetrachloroethane	ND	7.4	ug/kg	1.7
1,2,4-Trichloro-benzene	ND	7.4	ug/kg	1.5
Tetrachloroethene	ND	7.4	ug/kg	1.9
1,1,1-Trichloroethane	ND	7.4	ug/kg	1.5
1,1,2-Trichloroethane	ND	7.4	ug/kg	1.6
Trichloroethene	ND	7.4	ug/kg	1.6
Trichlorofluoromethane	ND	7.4	ug/kg	2.4
1,1,2-Trichloro-1,2,2-trifluoroethane	ND	7.4	ug/kg	1.8
Toluene	ND	7.4	ug/kg	1.2
Vinyl chloride	ND	7.4	ug/kg	1.6
Xylenes (total)	ND	22	ug/kg	5.2

SURROGATE	PERCENT RECOVERY	RECOVERY LIMITS
1,2-Dichloroethane-d4	103	(52 - 124)
Toluene-d8	104	(72 - 127)
4-Bromofluorobenzene	101	(63 - 120)
Dibromofluoromethane	96	(68 - 121)

NOTE(S):

Results and reporting limits have been adjusted for dry weight.

Tetra Tech NUS, Inc

Client Sample ID: FMC-18

GC/MS Volatiles

Lot-Sample #...: C7K020180-011	**Work Order #...:** KAEVC1AV	**Matrix.....:** SOLID
Date Sampled...: 10/31/07	**Date Received..:** 11/02/07	**MS Run #.....:** 7314024
Prep Date.....: 11/10/07	**Analysis Date..:** 11/10/07	
Prep Batch #...: 7314050	**Analysis Time..:** 15:43	
Dilution Factor: 1	**Initial Wgt/Vol:** 5 g	**Final Wgt/Vol..:** 5 mL
% Moisture.....: 70	**Analyst ID.....:** 010099	**Instrument ID..:** HP3
	Method.....: SW846 8260B	

PARAMETER	RESULT	REPORTING LIMIT	UNITS	MDL
Acetone	ND	67	ug/kg	17
Benzene	ND	17	ug/kg	3.4
Bromodichloromethane	ND	17	ug/kg	3.2
Bromoform	ND	17	ug/kg	3.4
Bromomethane	ND	17	ug/kg	4.2
2-Butanone	ND	17	ug/kg	3.2
Carbon disulfide	ND	17	ug/kg	4.1
Carbon tetrachloride	ND	17	ug/kg	3.0
Chlorobenzene	ND	17	ug/kg	3.7
Chloroethane	ND	17	ug/kg	4.8
Chloroform	ND	17	ug/kg	3.5
Chloromethane	ND	17	ug/kg	3.7
Cyclohexane	ND	17	ug/kg	3.3
Dibromochloromethane	ND	17	ug/kg	3.1
1,2-Dibromo-3-chloro-propane	ND	17	ug/kg	2.8
1,2-Dibromoethane	ND	17	ug/kg	3.5
1,3-Dichlorobenzene	ND	17	ug/kg	3.5
1,4-Dichlorobenzene	ND	17	ug/kg	3.7
1,2-Dichlorobenzene	ND	17	ug/kg	3.7
Dichlorodifluoromethane	ND	17	ug/kg	4.2
1,1-Dichloroethane	ND	17	ug/kg	3.2
1,2-Dichloroethane	ND	17	ug/kg	3.6
1,1-Dichloroethene	ND	17	ug/kg	3.9
cis-1,2-Dichloroethene	ND	17	ug/kg	3.6
trans-1,2-Dichloroethene	ND	17	ug/kg	3.9
1,2-Dichloropropane	ND	17	ug/kg	3.7
cis-1,3-Dichloropropene	ND	17	ug/kg	3.0
trans-1,3-Dichloropropene	ND	17	ug/kg	2.9
Ethylbenzene	ND	17	ug/kg	3.9
2-Hexanone	ND	17	ug/kg	2.6
Isopropylbenzene	ND	17	ug/kg	3.6
Methyl acetate	ND	17	ug/kg	3.5
Methylene chloride	ND	17	ug/kg	2.6
Methylcyclohexane	ND	17	ug/kg	3.7
4-Methyl-2-pentanone	ND	17	ug/kg	2.9
Methyl tert-butyl ether	ND	17	ug/kg	3.1

(Continued on next page)

Tetra Tech NUS, Inc

Client Sample ID: FMC-18

GC/MS Volatiles

Lot-Sample #...: C7K020180-011 **Work Order #...:** KAEVC1AV **Matrix.....:** SOLID

PARAMETER	RESULT	REPORTING LIMIT	UNITS	MDL
Styrene	ND	17	ug/kg	3.7
1,1,2,2-Tetrachloroethane	ND	17	ug/kg	3.8
1,2,4-Trichloro-benzene	ND	17	ug/kg	3.4
Tetrachloroethene	ND	17	ug/kg	4.3
1,1,1-Trichloroethane	ND	17	ug/kg	3.4
1,1,2-Trichloroethane	ND	17	ug/kg	3.5
Trichloroethene	ND	17	ug/kg	3.7
Trichlorofluoromethane	ND	17	ug/kg	5.4
1,1,2-Trichloro-1,2,2-trifluoroethane	ND	17	ug/kg	4.1
Toluene	ND	17	ug/kg	2.6
Vinyl chloride	ND	17	ug/kg	3.7
Xylenes (total)	ND	50	ug/kg	12

SURROGATE	PERCENT RECOVERY	RECOVERY LIMITS
1,2-Dichloroethane-d4	99	(52 - 124)
Toluene-d8	103	(72 - 127)
4-Bromofluorobenzene	94	(63 - 120)
Dibromofluoromethane	88	(68 - 121)

NOTE(S):

Results and reporting limits have been adjusted for dry weight.

Tetra Tech NUS, Inc

Client Sample ID: FMC-19

GC/MS Volatiles

Lot-Sample #...:	C7K020180-012	**Work Order #...:**	KAEVF1AV	**Matrix.....:**	SOLID
Date Sampled...:	10/31/07	**Date Received..:**	11/02/07	**MS Run #.....:**	7314024
Prep Date.....:	11/10/07	**Analysis Date..:**	11/10/07		
Prep Batch #...:	7314050	**Analysis Time..:**	16:07		
Dilution Factor:	1	**Initial Wgt/Vol:**	5 g	**Final Wgt/Vol..:**	5 mL
% Moisture.....:	68	**Analyst ID.....:**	010099	**Instrument ID..:**	HP3
		Method.....:	SW846 8260B		

PARAMETER	RESULT	REPORTING LIMIT	UNITS	MDL
Acetone	ND	63	ug/kg	16
Benzene	ND	16	ug/kg	3.2
Bromodichloromethane	ND	16	ug/kg	3.0
Bromoform	ND	16	ug/kg	3.2
Bromomethane	ND	16	ug/kg	4.0
2-Butanone	ND	16	ug/kg	3.0
Carbon disulfide	ND	16	ug/kg	3.8
Carbon tetrachloride	ND	16	ug/kg	2.8
Chlorobenzene	ND	16	ug/kg	3.5
Chloroethane	ND	16	ug/kg	4.5
Chloroform	ND	16	ug/kg	3.3
Chloromethane	ND	16	ug/kg	3.5
Cyclohexane	ND	16	ug/kg	3.1
Dibromochloromethane	ND	16	ug/kg	2.9
1,2-Dibromo-3-chloro-propane	ND	16	ug/kg	2.6
1,2-Dibromoethane	ND	16	ug/kg	3.3
1,3-Dichlorobenzene	ND	16	ug/kg	3.3
1,4-Dichlorobenzene	ND	16	ug/kg	3.5
1,2-Dichlorobenzene	ND	16	ug/kg	3.4
Dichlorodifluoromethane	ND	16	ug/kg	4.0
1,1-Dichloroethane	ND	16	ug/kg	3.1
1,2-Dichloroethane	ND	16	ug/kg	3.4
1,1-Dichloroethene	ND	16	ug/kg	3.7
cis-1,2-Dichloroethene	ND	16	ug/kg	3.4
trans-1,2-Dichloroethene	ND	16	ug/kg	3.6
1,2-Dichloropropane	ND	16	ug/kg	3.5
cis-1,3-Dichloropropene	ND	16	ug/kg	2.8
trans-1,3-Dichloropropene	ND	16	ug/kg	2.7
Ethylbenzene	ND	16	ug/kg	3.7
2-Hexanone	ND	16	ug/kg	2.5
Isopropylbenzene	ND	16	ug/kg	3.3
Methyl acetate	ND	16	ug/kg	3.3
Methylene chloride	ND	16	ug/kg	2.4
Methylcyclohexane	ND	16	ug/kg	3.5
4-Methyl-2-pentanone	ND	16	ug/kg	2.7
Methyl tert-butyl ether	ND	16	ug/kg	2.9

(Continued on next page)

Tetra Tech NUS, Inc

Client Sample ID: FMC-19

GC/MS Volatiles

Lot-Sample #...: C7K020180-012 **Work Order #...:** KAEVF1AV **Matrix.....:** SOLID

PARAMETER	RESULT	REPORTING LIMIT	UNITS	MDL
Styrene	ND	16	ug/kg	3.5
1,1,2,2-Tetrachloroethane	ND	16	ug/kg	3.5
1,2,4-Trichloro-benzene	ND	16	ug/kg	3.2
Tetrachloroethene	ND	16	ug/kg	4.1
1,1,1-Trichloroethane	ND	16	ug/kg	3.2
1,1,2-Trichloroethane	ND	16	ug/kg	3.3
Trichloroethene	ND	16	ug/kg	3.5
Trichlorofluoromethane	ND	16	ug/kg	5.1
1,1,2-Trichloro-1,2,2-trifluoroethane	ND	16	ug/kg	3.9
Toluene	ND	16	ug/kg	2.5
Vinyl chloride	ND	16	ug/kg	3.5
Xylenes (total)	ND	47	ug/kg	11

SURROGATE	PERCENT RECOVERY	RECOVERY LIMITS
1,2-Dichloroethane-d4	102	(52 - 124)
Toluene-d8	111	(72 - 127)
4-Bromofluorobenzene	96	(63 - 120)
Dibromofluoromethane	91	(68 - 121)

NOTE(S):

Results and reporting limits have been adjusted for dry weight.

Tetra Tech NUS, Inc

Client Sample ID: FMC-20

GC/MS Volatiles

Lot-Sample #...: C7K020180-013	**Work Order #...:** KAEVN1AV	**Matrix.....:** SOLID	
Date Sampled...: 10/31/07	**Date Received..:** 11/02/07	**MS Run #.....:** 7314024	
Prep Date.....: 11/10/07	**Analysis Date..:** 11/10/07		
Prep Batch #...: 7314050	**Analysis Time..:** 16:31		
Dilution Factor: 1	**Initial Wgt/Vol:** 5 g	**Final Wgt/Vol..:** 5 mL	
% Moisture.....: 73	**Analyst ID.....:** 010099	**Instrument ID..:** HP3	
	Method.....: SW846 8260B		

PARAMETER	RESULT	REPORTING LIMIT	UNITS	MDL
Acetone	ND	73	ug/kg	18
Benzene	ND	18	ug/kg	3.8
Bromodichloromethane	ND	18	ug/kg	3.6
Bromoform	ND	18	ug/kg	3.7
Bromomethane	ND	18	ug/kg	4.6
2-Butanone	ND	18	ug/kg	3.6
Carbon disulfide	ND	18	ug/kg	4.5
Carbon tetrachloride	ND	18	ug/kg	3.3
Chlorobenzene	ND	18	ug/kg	4.1
Chloroethane	ND	18	ug/kg	5.3
Chloroform	ND	18	ug/kg	3.9
Chloromethane	ND	18	ug/kg	4.1
Cyclohexane	ND	18	ug/kg	3.7
Dibromochloromethane	ND	18	ug/kg	3.4
1,2-Dibromo-3-chloro-propane	ND	18	ug/kg	3.1
1,2-Dibromoethane	ND	18	ug/kg	3.8
1,3-Dichlorobenzene	ND	18	ug/kg	3.8
1,4-Dichlorobenzene	ND	18	ug/kg	4.1
1,2-Dichlorobenzene	ND	18	ug/kg	4.0
Dichlorodifluoromethane	ND	18	ug/kg	4.7
1,1-Dichloroethane	ND	18	ug/kg	3.6
1,2-Dichloroethane	ND	18	ug/kg	4.0
1,1-Dichloroethene	ND	18	ug/kg	4.3
cis-1,2-Dichloroethene	ND	18	ug/kg	3.9
trans-1,2-Dichloroethene	ND	18	ug/kg	4.3
1,2-Dichloropropane	ND	18	ug/kg	4.1
cis-1,3-Dichloropropene	ND	18	ug/kg	3.3
trans-1,3-Dichloropropene	ND	18	ug/kg	3.2
Ethylbenzene	ND	18	ug/kg	4.3
2-Hexanone	ND	18	ug/kg	2.9
Isopropylbenzene	ND	18	ug/kg	3.9
Methyl acetate	ND	18	ug/kg	3.9
Methylene chloride	ND	18	ug/kg	2.8
Methylcyclohexane	ND	18	ug/kg	4.1
4-Methyl-2-pentanone	ND	18	ug/kg	3.2
Methyl tert-butyl ether	ND	18	ug/kg	3.4

(Continued on next page)

Tetra Tech NUS, Inc

Client Sample ID: FMC-20

GC/MS Volatiles

Lot-Sample #...: C7K020180-013 **Work Order #...:** KAEVN1AV **Matrix.....:** SOLID

PARAMETER	RESULT	REPORTING LIMIT	UNITS	MDL
Styrene	ND	18	ug/kg	4.1
1,1,2,2-Tetrachloroethane	ND	18	ug/kg	4.1
1,2,4-Trichloro-benzene	ND	18	ug/kg	3.8
Tetrachloroethene	ND	18	ug/kg	4.8
1,1,1-Trichloroethane	ND	18	ug/kg	3.7
1,1,2-Trichloroethane	ND	18	ug/kg	3.9
Trichloroethene	ND	18	ug/kg	4.1
Trichlorofluoromethane	ND	18	ug/kg	5.9
1,1,2-Trichloro-1,2,2-trifluoroethane	ND	18	ug/kg	4.5
Toluene	ND	18	ug/kg	2.9
Vinyl chloride	ND	18	ug/kg	4.1
Xylenes (total)	ND	55	ug/kg	13

SURROGATE	PERCENT RECOVERY	RECOVERY LIMITS
1,2-Dichloroethane-d4	102	(52 - 124)
Toluene-d8	112	(72 - 127)
4-Bromofluorobenzene	98	(63 - 120)
Dibromofluoromethane	91	(68 - 121)

NOTE(S):

Results and reporting limits have been adjusted for dry weight.

Tetra Tech NUS, Inc

Client Sample ID: FMC-21

GC/MS Volatiles

Lot-Sample #...: C7K020180-014	**Work Order #...:** KAEV01AV	**Matrix.....:** SOLID
Date Sampled...: 10/31/07	**Date Received..:** 11/02/07	**MS Run #.....:** 7314024
Prep Date.....: 11/10/07	**Analysis Date..:** 11/10/07	
Prep Batch #...: 7314050	**Analysis Time..:** 16:55	
Dilution Factor: 1	**Initial Wgt/Vol:** 5 g	**Final Wgt/Vol..:** 5 mL
% Moisture.....: 24	**Analyst ID.....:** 010099	**Instrument ID..:** HP3
	Method.....: SW846 8260B	

PARAMETER	RESULT	REPORTING LIMIT	UNITS	MDL
Acetone	ND	26	ug/kg	6.6
Benzene	ND	6.6	ug/kg	1.4
Bromodichloromethane	ND	6.6	ug/kg	1.3
Bromoform	ND	6.6	ug/kg	1.3
Bromomethane	ND	6.6	ug/kg	1.7
2-Butanone	ND	6.6	ug/kg	1.3
Carbon disulfide	ND	6.6	ug/kg	1.6
Carbon tetrachloride	ND	6.6	ug/kg	1.2
Chlorobenzene	ND	6.6	ug/kg	1.5
Chloroethane	ND	6.6	ug/kg	1.9
Chloroform	ND	6.6	ug/kg	1.4
Chloromethane	ND	6.6	ug/kg	1.5
Cyclohexane	ND	6.6	ug/kg	1.3
Dibromochloromethane	ND	6.6	ug/kg	1.2
1,2-Dibromo-3-chloro-propane	ND	6.6	ug/kg	1.1
1,2-Dibromoethane	ND	6.6	ug/kg	1.4
1,3-Dichlorobenzene	ND	6.6	ug/kg	1.4
1,4-Dichlorobenzene	ND	6.6	ug/kg	1.5
1,2-Dichlorobenzene	ND	6.6	ug/kg	1.4
Dichlorodifluoromethane	ND	6.6	ug/kg	1.7
1,1-Dichloroethane	ND	6.6	ug/kg	1.3
1,2-Dichloroethane	ND	6.6	ug/kg	1.4
1,1-Dichloroethene	ND	6.6	ug/kg	1.5
cis-1,2-Dichloroethene	ND	6.6	ug/kg	1.4
trans-1,2-Dichloroethene	ND	6.6	ug/kg	1.5
1,2-Dichloropropane	ND	6.6	ug/kg	1.5
cis-1,3-Dichloropropene	ND	6.6	ug/kg	1.2
trans-1,3-Dichloropropene	ND	6.6	ug/kg	1.1
Ethylbenzene	ND	6.6	ug/kg	1.6
2-Hexanone	ND	6.6	ug/kg	1.0
Isopropylbenzene	ND	6.6	ug/kg	1.4
Methyl acetate	ND	6.6	ug/kg	1.4
Methylene chloride	ND	6.6	ug/kg	1.0
Methylcyclohexane	ND	6.6	ug/kg	1.5
4-Methyl-2-pentanone	ND	6.6	ug/kg	1.1
Methyl tert-butyl ether	ND	6.6	ug/kg	1.2

(Continued on next page)

Tetra Tech NUS, Inc

Client Sample ID: FMC-21

GC/MS Volatiles

Lot-Sample #...: C7K020180-014 **Work Order #...:** KAEV01AV **Matrix.....:** SOLID

PARAMETER	RESULT	REPORTING LIMIT	UNITS	MDL
Styrene	ND	6.6	ug/kg	1.5
1,1,2,2-Tetrachloroethane	ND	6.6	ug/kg	1.5
1,2,4-Trichloro-benzene	ND	6.6	ug/kg	1.4
Tetrachloroethene	ND	6.6	ug/kg	1.7
1,1,1-Trichloroethane	ND	6.6	ug/kg	1.3
1,1,2-Trichloroethane	ND	6.6	ug/kg	1.4
Trichloroethene	ND	6.6	ug/kg	1.5
Trichlorofluoromethane	ND	6.6	ug/kg	2.1
1,1,2-Trichloro-1,2,2-trifluoroethane	ND	6.6	ug/kg	1.6
Toluene	ND	6.6	ug/kg	1.0
Vinyl chloride	ND	6.6	ug/kg	1.5
Xylenes (total)	ND	20	ug/kg	4.7

SURROGATE	PERCENT RECOVERY	RECOVERY LIMITS
1,2-Dichloroethane-d4	97	(52 - 124)
Toluene-d8	101	(72 - 127)
4-Bromofluorobenzene	101	(63 - 120)
Dibromofluoromethane	95	(68 - 121)

NOTE(S):

Results and reporting limits have been adjusted for dry weight.

Tetra Tech NUS, Inc

Client Sample ID: FMC-22

GC/MS Volatiles

Lot-Sample #...:	C7K020180-015	**Work Order #...:**	KAEV31AV	**Matrix.....:**	SOLID
Date Sampled...:	10/31/07	**Date Received..:**	11/02/07	**MS Run #.....:**	7314024
Prep Date.....:	11/10/07	**Analysis Date..:**	11/10/07		
Prep Batch #...:	7314050	**Analysis Time..:**	17:19		
Dilution Factor:	1	**Initial Wgt/Vol:**	5 g	**Final Wgt/Vol..:**	5 mL
% Moisture.....:	25	**Analyst ID.....:**	010099	**Instrument ID..:**	HP3
		Method.....:	SW846 8260B		

PARAMETER	RESULT	REPORTING LIMIT	UNITS	MDL
Acetone	ND	27	ug/kg	6.6
Benzene	ND	6.6	ug/kg	1.4
Bromodichloromethane	ND	6.6	ug/kg	1.3
Bromoform	ND	6.6	ug/kg	1.4
Bromomethane	ND	6.6	ug/kg	1.7
2-Butanone	ND	6.6	ug/kg	1.3
Carbon disulfide	ND	6.6	ug/kg	1.6
Carbon tetrachloride	ND	6.6	ug/kg	1.2
Chlorobenzene	ND	6.6	ug/kg	1.5
Chloroethane	ND	6.6	ug/kg	1.9
Chloroform	ND	6.6	ug/kg	1.4
Chloromethane	ND	6.6	ug/kg	1.5
Cyclohexane	ND	6.6	ug/kg	1.3
Dibromochloromethane	ND	6.6	ug/kg	1.2
1,2-Dibromo-3-chloro-propane	ND	6.6	ug/kg	1.1
1,2-Dibromoethane	ND	6.6	ug/kg	1.4
1,3-Dichlorobenzene	ND	6.6	ug/kg	1.4
1,4-Dichlorobenzene	ND	6.6	ug/kg	1.5
1,2-Dichlorobenzene	ND	6.6	ug/kg	1.5
Dichlorodifluoromethane	ND	6.6	ug/kg	1.7
1,1-Dichloroethane	ND	6.6	ug/kg	1.3
1,2-Dichloroethane	ND	6.6	ug/kg	1.5
1,1-Dichloroethene	ND	6.6	ug/kg	1.6
cis-1,2-Dichloroethene	ND	6.6	ug/kg	1.4
trans-1,2-Dichloroethene	ND	6.6	ug/kg	1.5
1,2-Dichloropropane	ND	6.6	ug/kg	1.5
cis-1,3-Dichloropropene	ND	6.6	ug/kg	1.2
trans-1,3-Dichloropropene	ND	6.6	ug/kg	1.2
Ethylbenzene	ND	6.6	ug/kg	1.6
2-Hexanone	ND	6.6	ug/kg	1.1
Isopropylbenzene	ND	6.6	ug/kg	1.4
Methyl acetate	ND	6.6	ug/kg	1.4
Methylene chloride	ND	6.6	ug/kg	1.0
Methylcyclohexane	ND	6.6	ug/kg	1.5
4-Methyl-2-pentanone	ND	6.6	ug/kg	1.2
Methyl tert-butyl ether	ND	6.6	ug/kg	1.2

(Continued on next page)

Tetra Tech NUS, Inc

Client Sample ID: FMC-22

GC/MS Volatiles

Lot-Sample #...: C7K020180-015 **Work Order #...:** KAEV31AV **Matrix.....:** SOLID

PARAMETER	RESULT	REPORTING LIMIT	UNITS	MDL
Styrene	ND	6.6	ug/kg	1.5
1,1,2,2-Tetrachloroethane	ND	6.6	ug/kg	1.5
1,2,4-Trichloro-benzene	ND	6.6	ug/kg	1.4
Tetrachloroethene	ND	6.6	ug/kg	1.7
1,1,1-Trichloroethane	ND	6.6	ug/kg	1.3
1,1,2-Trichloroethane	ND	6.6	ug/kg	1.4
Trichloroethene	ND	6.6	ug/kg	1.5
Trichlorofluoromethane	ND	6.6	ug/kg	2.2
1,1,2-Trichloro-1,2,2-trifluoroethane	ND	6.6	ug/kg	1.6
Toluene	ND	6.6	ug/kg	1.1
Vinyl chloride	ND	6.6	ug/kg	1.5
Xylenes (total)	ND	20	ug/kg	4.7

SURROGATE	PERCENT RECOVERY	RECOVERY LIMITS
1,2-Dichloroethane-d4	99	(52 - 124)
Toluene-d8	104	(72 - 127)
4-Bromofluorobenzene	100	(63 - 120)
Dibromofluoromethane	95	(68 - 121)

NOTE(S):

Results and reporting limits have been adjusted for dry weight.

Tetra Tech NUS, Inc

Client Sample ID: FMC-23

GC/MS Volatiles

Lot-Sample #...: C7K020180-016	**Work Order #...:** KAEV91AV	**Matrix.....:** SOLID
Date Sampled...: 10/31/07	**Date Received..:** 11/02/07	**MS Run #.....:** 7314024
Prep Date.....: 11/10/07	**Analysis Date..:** 11/10/07	
Prep Batch #...: 7314050	**Analysis Time..:** 17:43	
Dilution Factor: 1	**Initial Wgt/Vol:** 5 g	**Final Wgt/Vol..:** 5 mL
% Moisture.....: 29	**Analyst ID.....:** 010099	**Instrument ID..:** HP3
	Method.....: SW846 8260B	

PARAMETER	RESULT	REPORTING LIMIT	UNITS	MDL
Acetone	ND	28	ug/kg	7.1
Benzene	ND	7.1	ug/kg	1.5
Bromodichloromethane	ND	7.1	ug/kg	1.4
Bromoform	ND	7.1	ug/kg	1.4
Bromomethane	ND	7.1	ug/kg	1.8
2-Butanone	ND	7.1	ug/kg	1.4
Carbon disulfide	ND	7.1	ug/kg	1.7
Carbon tetrachloride	ND	7.1	ug/kg	1.3
Chlorobenzene	ND	7.1	ug/kg	1.6
Chloroethane	ND	7.1	ug/kg	2.0
Chloroform	ND	7.1	ug/kg	1.5
Chloromethane	ND	7.1	ug/kg	1.6
Cyclohexane	ND	7.1	ug/kg	1.4
Dibromochloromethane	ND	7.1	ug/kg	1.3
1,2-Dibromo-3-chloro-propane	ND	7.1	ug/kg	1.2
1,2-Dibromoethane	ND	7.1	ug/kg	1.5
1,3-Dichlorobenzene	ND	7.1	ug/kg	1.5
1,4-Dichlorobenzene	ND	7.1	ug/kg	1.6
1,2-Dichlorobenzene	ND	7.1	ug/kg	1.5
Dichlorodifluoromethane	ND	7.1	ug/kg	1.8
1,1-Dichloroethane	ND	7.1	ug/kg	1.4
1,2-Dichloroethane	ND	7.1	ug/kg	1.5
1,1-Dichloroethene	ND	7.1	ug/kg	1.7
cis-1,2-Dichloroethene	ND	7.1	ug/kg	1.5
trans-1,2-Dichloroethene	ND	7.1	ug/kg	1.6
1,2-Dichloropropane	ND	7.1	ug/kg	1.6
cis-1,3-Dichloropropene	ND	7.1	ug/kg	1.3
trans-1,3-Dichloropropene	ND	7.1	ug/kg	1.2
Ethylbenzene	ND	7.1	ug/kg	1.7
2-Hexanone	ND	7.1	ug/kg	1.1
Isopropylbenzene	ND	7.1	ug/kg	1.5
Methyl acetate	ND	7.1	ug/kg	1.5
Methylene chloride	ND	7.1	ug/kg	1.1
Methylcyclohexane	ND	7.1	ug/kg	1.6
4-Methyl-2-pentanone	ND	7.1	ug/kg	1.2
Methyl tert-butyl ether	ND	7.1	ug/kg	1.3

(Continued on next page)

Tetra Tech NUS, Inc

Client Sample ID: FMC-23

GC/MS Volatiles

Lot-Sample #...: C7K020180-016 **Work Order #...:** KAEV91AV **Matrix.....:** SOLID

PARAMETER	RESULT	REPORTING LIMIT	UNITS	MDL
Styrene	ND	7.1	ug/kg	1.6
1,1,2,2-Tetrachloroethane	ND	7.1	ug/kg	1.6
1,2,4-Trichloro-benzene	ND	7.1	ug/kg	1.5
Tetrachloroethene	ND	7.1	ug/kg	1.8
1,1,1-Trichloroethane	ND	7.1	ug/kg	1.4
1,1,2-Trichloroethane	ND	7.1	ug/kg	1.5
Trichloroethene	ND	7.1	ug/kg	1.6
Trichlorofluoromethane	ND	7.1	ug/kg	2.3
1,1,2-Trichloro-1,2,2-trifluoroethane	ND	7.1	ug/kg	1.7
Toluene	ND	7.1	ug/kg	1.1
Vinyl chloride	ND	7.1	ug/kg	1.6
Xylenes (total)	ND	21	ug/kg	5.0

SURROGATE	PERCENT RECOVERY	RECOVERY LIMITS
1,2-Dichloroethane-d4	100	(52 - 124)
Toluene-d8	102	(72 - 127)
4-Bromofluorobenzene	100	(63 - 120)
Dibromofluoromethane	94	(68 - 121)

NOTE(S):

Results and reporting limits have been adjusted for dry weight.

Tetra Tech NUS, Inc

Client Sample ID: FMC-24

GC/MS Volatiles

Lot-Sample #...:	C7K020180-001	**Work Order #...:**	KAEM31AV	**Matrix.....:**	SOLID
Date Sampled...:	10/30/07	**Date Received..:**	11/02/07	**MS Run #.....:**	7314024
Prep Date.....:	11/10/07	**Analysis Date..:**	11/10/07		
Prep Batch #...:	7314050	**Analysis Time..:**	10:31		
Dilution Factor:	1	**Initial Wgt/Vol:**	5 g	**Final Wgt/Vol..:**	5 mL
% Moisture.....:	79	**Analyst ID.....:**	010099	**Instrument ID..:**	HP3
		Method.....:	SW846 8260B		

PARAMETER	RESULT	REPORTING LIMIT	UNITS	MDL
Acetone	ND	95	ug/kg	24
Benzene	ND	24	ug/kg	4.9
Bromodichloromethane	ND	24	ug/kg	4.6
Bromoform	ND	24	ug/kg	4.8
Bromomethane	ND	24	ug/kg	6.0
2-Butanone	ND	24	ug/kg	4.6
Carbon disulfide	ND	24	ug/kg	5.8
Carbon tetrachloride	ND	24	ug/kg	4.2
Chlorobenzene	ND	24	ug/kg	5.3
Chloroethane	ND	24	ug/kg	6.8
Chloroform	ND	24	ug/kg	5.0
Chloromethane	ND	24	ug/kg	5.3
Cyclohexane	ND	24	ug/kg	4.7
Dibromochloromethane	ND	24	ug/kg	4.4
1,2-Dibromo-3-chloro-propane	ND	24	ug/kg	4.0
1,2-Dibromoethane	ND	24	ug/kg	5.0
1,3-Dichlorobenzene	ND	24	ug/kg	5.0
1,4-Dichlorobenzene	ND	24	ug/kg	5.3
1,2-Dichlorobenzene	ND	24	ug/kg	5.2
Dichlorodifluoromethane	ND	24	ug/kg	6.1
1,1-Dichloroethane	ND	24	ug/kg	4.6
1,2-Dichloroethane	ND	24	ug/kg	5.2
1,1-Dichloroethene	ND	24	ug/kg	5.6
cis-1,2-Dichloroethene	ND	24	ug/kg	5.1
trans-1,2-Dichloroethene	ND	24	ug/kg	5.5
1,2-Dichloropropane	ND	24	ug/kg	5.3
cis-1,3-Dichloropropene	ND	24	ug/kg	4.3
trans-1,3-Dichloropropene	ND	24	ug/kg	4.1
Ethylbenzene	ND	24	ug/kg	5.6
2-Hexanone	ND	24	ug/kg	3.8
Isopropylbenzene	ND	24	ug/kg	5.1
Methyl acetate	ND	24	ug/kg	5.0
Methylene chloride	ND	24	ug/kg	3.6
Methylcyclohexane	ND	24	ug/kg	5.3
4-Methyl-2-pentanone	ND	24	ug/kg	4.1
Methyl tert-butyl ether	ND	24	ug/kg	4.4

(Continued on next page)

Tetra Tech NUS, Inc

Client Sample ID: FMC-24

GC/MS Volatiles

Lot-Sample #...: C7K020180-001 **Work Order #...:** KAEM31AV **Matrix.....:** SOLID

PARAMETER	RESULT	REPORTING LIMIT	UNITS	MDL
Styrene	ND	24	ug/kg	5.3
1,1,2,2-Tetrachloroethane	ND	24	ug/kg	5.4
1,2,4-Trichloro-benzene	ND	24	ug/kg	4.9
Tetrachloroethene	ND	24	ug/kg	6.2
1,1,1-Trichloroethane	ND	24	ug/kg	4.8
1,1,2-Trichloroethane	ND	24	ug/kg	5.1
Trichloroethene	ND	24	ug/kg	5.3
Trichlorofluoromethane	ND	24	ug/kg	7.7
1,1,2-Trichloro-1,2,2-trifluoroethane	ND	24	ug/kg	5.9
Toluene	ND	24	ug/kg	3.8
Vinyl chloride	ND	24	ug/kg	5.3
Xylenes (total)	ND	71	ug/kg	17

SURROGATE	PERCENT RECOVERY	RECOVERY LIMITS
1,2-Dichloroethane-d4	95	(52 - 124)
Toluene-d8	106	(72 - 127)
4-Bromofluorobenzene	101	(63 - 120)
Dibromofluoromethane	97	(68 - 121)

NOTE(S):

Results and reporting limits have been adjusted for dry weight.

Tetra Tech NUS, Inc

Client Sample ID: FMC-25

GC/MS Volatiles

Lot-Sample #...:	C7K020180-023	**Work Order #...:**	KAEW91AV	**Matrix.....:**	SOLID
Date Sampled...:	10/31/07	**Date Received..:**	11/02/07	**MS Run #.....:**	7316066
Prep Date.....:	11/12/07	**Analysis Date..:**	11/12/07		
Prep Batch #...:	7316069	**Analysis Time..:**	11:17		
Dilution Factor:	1	**Initial Wgt/Vol:**	5 g	**Final Wgt/Vol..:**	5 mL
% Moisture.....:	74	**Analyst ID.....:**	010099	**Instrument ID..:**	HP3
		Method.....:	SW846 8260B		

PARAMETER	RESULT	REPORTING LIMIT	UNITS	MDL
Acetone	**40 J**	**77**	**ug/kg**	**19**
Benzene	ND	19	ug/kg	4.0
Bromodichloromethane	ND	19	ug/kg	3.7
Bromoform	ND	19	ug/kg	3.9
Bromomethane	ND	19	ug/kg	4.8
2-Butanone	ND	19	ug/kg	3.7
Carbon disulfide	ND	19	ug/kg	4.7
Carbon tetrachloride	ND	19	ug/kg	3.4
Chlorobenzene	ND	19	ug/kg	4.3
Chloroethane	ND	19	ug/kg	5.5
Chloroform	ND	19	ug/kg	4.1
Chloromethane	ND	19	ug/kg	4.2
Cyclohexane	ND	19	ug/kg	3.8
Dibromochloromethane	ND	19	ug/kg	3.5
1,2-Dibromo-3-chloro-propane	ND	19	ug/kg	3.2
1,2-Dibromoethane	ND	19	ug/kg	4.0
1,3-Dichlorobenzene	ND	19	ug/kg	4.0
1,4-Dichlorobenzene	ND	19	ug/kg	4.3
1,2-Dichlorobenzene	ND	19	ug/kg	4.2
Dichlorodifluoromethane	ND	19	ug/kg	4.9
1,1-Dichloroethane	ND	19	ug/kg	3.7
1,2-Dichloroethane	ND	19	ug/kg	4.2
1,1-Dichloroethene	ND	19	ug/kg	4.5
cis-1,2-Dichloroethene	ND	19	ug/kg	4.1
trans-1,2-Dichloroethene	ND	19	ug/kg	4.5
1,2-Dichloropropane	ND	19	ug/kg	4.2
cis-1,3-Dichloropropene	ND	19	ug/kg	3.4
trans-1,3-Dichloropropene	ND	19	ug/kg	3.3
Ethylbenzene	ND	19	ug/kg	4.5
2-Hexanone	ND	19	ug/kg	3.0
Isopropylbenzene	ND	19	ug/kg	4.1
Methyl acetate	ND	19	ug/kg	4.1
Methylene chloride	**13 J**	**19**	**ug/kg**	**2.9**
Methylcyclohexane	ND	19	ug/kg	4.3
4-Methyl-2-pentanone	ND	19	ug/kg	3.3
Methyl tert-butyl ether	ND	19	ug/kg	3.5

(Continued on next page)

Tetra Tech NUS, Inc

Client Sample ID: FMC-25

GC/MS Volatiles

Lot-Sample #...: C7K020180-023 **Work Order #...:** KAEW91AV **Matrix.....:** SOLID

PARAMETER	RESULT	REPORTING LIMIT	UNITS	MDL
Styrene	ND	19	ug/kg	4.3
1,1,2,2-Tetrachloroethane	ND	19	ug/kg	4.3
1,2,4-Trichloro-benzene	ND	19	ug/kg	4.0
Tetrachloroethene	ND	19	ug/kg	5.0
1,1,1-Trichloroethane	ND	19	ug/kg	3.9
1,1,2-Trichloroethane	ND	19	ug/kg	4.1
Trichloroethene	ND	19	ug/kg	4.3
Trichlorofluoromethane	ND	19	ug/kg	6.2
1,1,2-Trichloro-1,2,2-trifluoroethane	ND	19	ug/kg	4.7
Toluene	ND	19	ug/kg	3.0
Vinyl chloride	ND	19	ug/kg	4.3
Xylenes (total)	ND	58	ug/kg	14

SURROGATE	PERCENT RECOVERY	RECOVERY LIMITS
1,2-Dichloroethane-d4	102	(52 - 124)
Toluene-d8	105	(72 - 127)
4-Bromofluorobenzene	88	(63 - 120)
Dibromofluoromethane	96	(68 - 121)

NOTE(S):

Results and reporting limits have been adjusted for dry weight.

J Estimated result. Result is less than RL.

Tetra Tech NUS, Inc

Client Sample ID: FMC-26

GC/MS Volatiles

Lot-Sample #...:	C7K020180-024	**Work Order #...:**	KAEXG1AV	**Matrix.....:**	SOLID
Date Sampled...:	10/31/07	**Date Received..:**	11/02/07	**MS Run #.....:**	7316066
Prep Date.....:	11/12/07	**Analysis Date..:**	11/12/07		
Prep Batch #...:	7316069	**Analysis Time..:**	11:40		
Dilution Factor:	1	**Initial Wgt/Vol:**	5 g	**Final Wgt/Vol..:**	5 mL
% Moisture.....:	70	**Analyst ID.....:**	010099	**Instrument ID..:**	HP3
		Method.....:	SW846 8260B		

PARAMETER	RESULT	REPORTING LIMIT	UNITS	MDL
Acetone	**29 J**	**67**	**ug/kg**	**17**
Benzene	ND	17	ug/kg	3.5
Bromodichloromethane	ND	17	ug/kg	3.3
Bromoform	ND	17	ug/kg	3.4
Bromomethane	ND	17	ug/kg	4.2
2-Butanone	ND	17	ug/kg	3.3
Carbon disulfide	ND	17	ug/kg	4.1
Carbon tetrachloride	ND	17	ug/kg	3.0
Chlorobenzene	ND	17	ug/kg	3.7
Chloroethane	ND	17	ug/kg	4.8
Chloroform	ND	17	ug/kg	3.5
Chloromethane	ND	17	ug/kg	3.7
Cyclohexane	ND	17	ug/kg	3.4
Dibromochloromethane	ND	17	ug/kg	3.1
1,2-Dibromo-3-chloro-propane	ND	17	ug/kg	2.8
1,2-Dibromoethane	ND	17	ug/kg	3.5
1,3-Dichlorobenzene	ND	17	ug/kg	3.5
1,4-Dichlorobenzene	ND	17	ug/kg	3.7
1,2-Dichlorobenzene	ND	17	ug/kg	3.7
Dichlorodifluoromethane	ND	17	ug/kg	4.3
1,1-Dichloroethane	ND	17	ug/kg	3.3
1,2-Dichloroethane	ND	17	ug/kg	3.7
1,1-Dichloroethene	ND	17	ug/kg	3.9
cis-1,2-Dichloroethene	ND	17	ug/kg	3.6
trans-1,2-Dichloroethene	ND	17	ug/kg	3.9
1,2-Dichloropropane	ND	17	ug/kg	3.7
cis-1,3-Dichloropropene	ND	17	ug/kg	3.0
trans-1,3-Dichloropropene	ND	17	ug/kg	2.9
Ethylbenzene	ND	17	ug/kg	4.0
2-Hexanone	ND	17	ug/kg	2.7
Isopropylbenzene	ND	17	ug/kg	3.6
Methyl acetate	ND	17	ug/kg	3.6
Methylene chloride	**9.1 J**	**17**	**ug/kg**	**2.6**
Methylcyclohexane	ND	17	ug/kg	3.8
4-Methyl-2-pentanone	ND	17	ug/kg	2.9
Methyl tert-butyl ether	ND	17	ug/kg	3.1

(Continued on next page)

Tetra Tech NUS, Inc

Client Sample ID: FMC-26

GC/MS Volatiles

Lot-Sample #...: C7K020180-024 **Work Order #...:** KAEXG1AV **Matrix.....:** SOLID

PARAMETER	RESULT	REPORTING LIMIT	UNITS	MDL
Styrene	ND	17	ug/kg	3.7
1,1,2,2-Tetrachloroethane	ND	17	ug/kg	3.8
1,2,4-Trichloro-benzene	ND	17	ug/kg	3.5
Tetrachloroethene	ND	17	ug/kg	4.4
1,1,1-Trichloroethane	ND	17	ug/kg	3.4
1,1,2-Trichloroethane	ND	17	ug/kg	3.6
Trichloroethene	ND	17	ug/kg	3.8
Trichlorofluoromethane	ND	17	ug/kg	5.4
1,1,2-Trichloro-1,2,2-trifluoroethane	ND	17	ug/kg	4.1
Toluene	ND	17	ug/kg	2.7
Vinyl chloride	ND	17	ug/kg	3.7
Xylenes (total)	ND	50	ug/kg	12

SURROGATE	PERCENT RECOVERY	RECOVERY LIMITS
1,2-Dichloroethane-d4	99	(52 - 124)
Toluene-d8	103	(72 - 127)
4-Bromofluorobenzene	88	(63 - 120)
Dibromofluoromethane	94	(68 - 121)

NOTE(S):

Results and reporting limits have been adjusted for dry weight.

J Estimated result. Result is less than RL.

Tetra Tech NUS, Inc

Client Sample ID: FMC-3

GC/MS Volatiles

Lot-Sample #...:	C7K020180-017	**Work Order #...:**	KAEWD1AV	**Matrix.....:**	SOLID
Date Sampled...:	10/31/07	**Date Received..:**	11/02/07	**MS Run #.....:**	7314024
Prep Date.....:	11/10/07	**Analysis Date..:**	11/10/07		
Prep Batch #...:	7314050	**Analysis Time..:**	18:07		
Dilution Factor:	1	**Initial Wgt/Vol:**	5 g	**Final Wgt/Vol..:**	5 mL
% Moisture.....:	35	**Analyst ID.....:**	010099	**Instrument ID..:**	HP3
		Method.....:	SW846 8260B		

PARAMETER	RESULT	REPORTING LIMIT	UNITS	MDL
Acetone	ND	31	ug/kg	7.7
Benzene	ND	7.7	ug/kg	1.6
Bromodichloromethane	ND	7.7	ug/kg	1.5
Bromoform	ND	7.7	ug/kg	1.6
Bromomethane	ND	7.7	ug/kg	1.9
2-Butanone	ND	7.7	ug/kg	1.5
Carbon disulfide	ND	7.7	ug/kg	1.9
Carbon tetrachloride	ND	7.7	ug/kg	1.4
Chlorobenzene	ND	7.7	ug/kg	1.7
Chloroethane	ND	7.7	ug/kg	2.2
Chloroform	ND	7.7	ug/kg	1.6
Chloromethane	ND	7.7	ug/kg	1.7
Cyclohexane	ND	7.7	ug/kg	1.5
Dibromochloromethane	ND	7.7	ug/kg	1.4
1,2-Dibromo-3-chloro-propane	ND	7.7	ug/kg	1.3
1,2-Dibromoethane	ND	7.7	ug/kg	1.6
1,3-Dichlorobenzene	ND	7.7	ug/kg	1.6
1,4-Dichlorobenzene	ND	7.7	ug/kg	1.7
1,2-Dichlorobenzene	ND	7.7	ug/kg	1.7
Dichlorodifluoromethane	ND	7.7	ug/kg	2.0
1,1-Dichloroethane	ND	7.7	ug/kg	1.5
1,2-Dichloroethane	ND	7.7	ug/kg	1.7
1,1-Dichloroethene	ND	7.7	ug/kg	1.8
cis-1,2-Dichloroethene	ND	7.7	ug/kg	1.7
trans-1,2-Dichloroethene	ND	7.7	ug/kg	1.8
1,2-Dichloropropane	ND	7.7	ug/kg	1.7
cis-1,3-Dichloropropene	ND	7.7	ug/kg	1.4
trans-1,3-Dichloropropene	ND	7.7	ug/kg	1.3
Ethylbenzene	ND	7.7	ug/kg	1.8
2-Hexanone	ND	7.7	ug/kg	1.2
Isopropylbenzene	ND	7.7	ug/kg	1.6
Methyl acetate	ND	7.7	ug/kg	1.6
Methylene chloride	ND	7.7	ug/kg	1.2
Methylcyclohexane	ND	7.7	ug/kg	1.7
4-Methyl-2-pentanone	ND	7.7	ug/kg	1.3
Methyl tert-butyl ether	ND	7.7	ug/kg	1.4

(Continued on next page)

Tetra Tech NUS, Inc

Client Sample ID: FMC-3

GC/MS Volatiles

Lot-Sample #...: C7K020180-017 **Work Order #...:** KAEWD1AV **Matrix.....:** SOLID

PARAMETER	RESULT	REPORTING LIMIT	UNITS	MDL
Styrene	ND	7.7	ug/kg	1.7
1,1,2,2-Tetrachloroethane	ND	7.7	ug/kg	1.7
1,2,4-Trichloro-benzene	ND	7.7	ug/kg	1.6
Tetrachloroethene	ND	7.7	ug/kg	2.0
1,1,1-Trichloroethane	ND	7.7	ug/kg	1.6
1,1,2-Trichloroethane	ND	7.7	ug/kg	1.6
Trichloroethene	ND	7.7	ug/kg	1.7
Trichlorofluoromethane	ND	7.7	ug/kg	2.5
1,1,2-Trichloro-1,2,2-trifluoroethane	ND	7.7	ug/kg	1.9
Toluene	ND	7.7	ug/kg	1.2
Vinyl chloride	ND	7.7	ug/kg	1.7
Xylenes (total)	ND	23	ug/kg	5.4

SURROGATE	PERCENT RECOVERY	RECOVERY LIMITS
1,2-Dichloroethane-d4	96	(52 - 124)
Toluene-d8	103	(72 - 127)
4-Bromofluorobenzene	101	(63 - 120)
Dibromofluoromethane	90	(68 - 121)

NOTE(S):

Results and reporting limits have been adjusted for dry weight.

Tetra Tech NUS, Inc

Client Sample ID: FMC-4

GC/MS Volatiles

Lot-Sample #...: C7K020180-018	**Work Order #...:** KAEWN1AV	**Matrix.....:** SOLID
Date Sampled...: 10/31/07	**Date Received..:** 11/02/07	**MS Run #.....:** 7314024
Prep Date.....: 11/10/07	**Analysis Date..:** 11/10/07	
Prep Batch #...: 7314050	**Analysis Time..:** 18:31	
Dilution Factor: 1	**Initial Wgt/Vol:** 5 g	**Final Wgt/Vol..:** 5 mL
% Moisture.....: 55	**Analyst ID.....:** 010099	**Instrument ID..:** HP3
	Method.....: SW846 8260B	

PARAMETER	RESULT	REPORTING LIMIT	UNITS	MDL
Acetone	ND	44	ug/kg	11
Benzene	ND	11	ug/kg	2.3
Bromodichloromethane	ND	11	ug/kg	2.2
Bromoform	ND	11	ug/kg	2.3
Bromomethane	ND	11	ug/kg	2.8
2-Butanone	ND	11	ug/kg	2.2
Carbon disulfide	ND	11	ug/kg	2.7
Carbon tetrachloride	ND	11	ug/kg	2.0
Chlorobenzene	ND	11	ug/kg	2.5
Chloroethane	ND	11	ug/kg	3.2
Chloroform	ND	11	ug/kg	2.3
Chloromethane	ND	11	ug/kg	2.5
Cyclohexane	ND	11	ug/kg	2.2
Dibromochloromethane	ND	11	ug/kg	2.1
1,2-Dibromo-3-chloro-propane	ND	11	ug/kg	1.9
1,2-Dibromoethane	ND	11	ug/kg	2.3
1,3-Dichlorobenzene	ND	11	ug/kg	2.3
1,4-Dichlorobenzene	ND	11	ug/kg	2.5
1,2-Dichlorobenzene	ND	11	ug/kg	2.4
Dichlorodifluoromethane	ND	11	ug/kg	2.8
1,1-Dichloroethane	ND	11	ug/kg	2.2
1,2-Dichloroethane	ND	11	ug/kg	2.4
1,1-Dichloroethene	ND	11	ug/kg	2.6
cis-1,2-Dichloroethene	ND	11	ug/kg	2.4
trans-1,2-Dichloroethene	ND	11	ug/kg	2.6
1,2-Dichloropropane	ND	11	ug/kg	2.5
cis-1,3-Dichloropropene	ND	11	ug/kg	2.0
trans-1,3-Dichloropropene	ND	11	ug/kg	1.9
Ethylbenzene	ND	11	ug/kg	2.6
2-Hexanone	ND	11	ug/kg	1.8
Isopropylbenzene	ND	11	ug/kg	2.4
Methyl acetate	ND	11	ug/kg	2.4
Methylene chloride	ND	11	ug/kg	1.7
Methylcyclohexane	ND	11	ug/kg	2.5
4-Methyl-2-pentanone	ND	11	ug/kg	1.9
Methyl tert-butyl ether	ND	11	ug/kg	2.1

(Continued on next page)

Tetra Tech NUS, Inc

Client Sample ID: FMC-4

GC/MS Volatiles

Lot-Sample #...: C7K020180-018 **Work Order #...:** KAEWN1AV **Matrix.....:** SOLID

PARAMETER	RESULT	REPORTING LIMIT	UNITS	MDL
Styrene	ND	11	ug/kg	2.5
1,1,2,2-Tetrachloroethane	ND	11	ug/kg	2.5
1,2,4-Trichloro-benzene	ND	11	ug/kg	2.3
Tetrachloroethene	ND	11	ug/kg	2.9
1,1,1-Trichloroethane	ND	11	ug/kg	2.3
1,1,2-Trichloroethane	ND	11	ug/kg	2.4
Trichloroethene	ND	11	ug/kg	2.5
Trichlorofluoromethane	ND	11	ug/kg	3.6
1,1,2-Trichloro-1,2,2-trifluoroethane	ND	11	ug/kg	2.7
Toluene	ND	11	ug/kg	1.8
Vinyl chloride	ND	11	ug/kg	2.5
Xylenes (total)	ND	33	ug/kg	7.8

SURROGATE	PERCENT RECOVERY	RECOVERY LIMITS
1,2-Dichloroethane-d4	97	(52 - 124)
Toluene-d8	111	(72 - 127)
4-Bromofluorobenzene	95	(63 - 120)
Dibromofluoromethane	82	(68 - 121)

NOTE(S):

Results and reporting limits have been adjusted for dry weight.

Tetra Tech NUS, Inc

Client Sample ID: FMC-5

GC/MS Volatiles

Lot-Sample #...:	C7K020180-019	**Work Order #...:**	KAEWQ1AV	**Matrix.....:**	SOLID
Date Sampled...:	10/31/07	**Date Received..:**	11/02/07	**MS Run #.....:**	7314024
Prep Date.....:	11/10/07	**Analysis Date..:**	11/10/07		
Prep Batch #...:	7314050	**Analysis Time..:**	18:55		
Dilution Factor:	1	**Initial Wgt/Vol:**	5 g	**Final Wgt/Vol..:**	5 mL
% Moisture.....:	75	**Analyst ID.....:**	010099	**Instrument ID..:**	HP3
		Method.....:	SW846 8260B		

PARAMETER	RESULT	REPORTING LIMIT	UNITS	MDL
Acetone	ND	79	ug/kg	20
Benzene	ND	20	ug/kg	4.1
Bromodichloromethane	ND	20	ug/kg	3.8
Bromoform	ND	20	ug/kg	4.0
Bromomethane	ND	20	ug/kg	5.0
2-Butanone	ND	20	ug/kg	3.8
Carbon disulfide	ND	20	ug/kg	4.8
Carbon tetrachloride	ND	20	ug/kg	3.5
Chlorobenzene	ND	20	ug/kg	4.4
Chloroethane	ND	20	ug/kg	5.7
Chloroform	ND	20	ug/kg	4.2
Chloromethane	ND	20	ug/kg	4.4
Cyclohexane	ND	20	ug/kg	3.9
Dibromochloromethane	ND	20	ug/kg	3.6
1,2-Dibromo-3-chloro-propane	ND	20	ug/kg	3.3
1,2-Dibromoethane	ND	20	ug/kg	4.1
1,3-Dichlorobenzene	ND	20	ug/kg	4.1
1,4-Dichlorobenzene	ND	20	ug/kg	4.4
1,2-Dichlorobenzene	ND	20	ug/kg	4.3
Dichlorodifluoromethane	ND	20	ug/kg	5.0
1,1-Dichloroethane	ND	20	ug/kg	3.8
1,2-Dichloroethane	ND	20	ug/kg	4.3
1,1-Dichloroethene	ND	20	ug/kg	4.6
cis-1,2-Dichloroethene	ND	20	ug/kg	4.2
trans-1,2-Dichloroethene	ND	20	ug/kg	4.6
1,2-Dichloropropane	ND	20	ug/kg	4.4
cis-1,3-Dichloropropene	ND	20	ug/kg	3.5
trans-1,3-Dichloropropene	ND	20	ug/kg	3.4
Ethylbenzene	ND	20	ug/kg	4.7
2-Hexanone	ND	20	ug/kg	3.1
Isopropylbenzene	ND	20	ug/kg	4.2
Methyl acetate	ND	20	ug/kg	4.2
Methylene chloride	ND	20	ug/kg	3.0
Methylcyclohexane	ND	20	ug/kg	4.4
4-Methyl-2-pentanone	ND	20	ug/kg	3.4
Methyl tert-butyl ether	ND	20	ug/kg	3.6

(Continued on next page)

Tetra Tech NUS, Inc

Client Sample ID: FMC-5

GC/MS Volatiles

Lot-Sample #...: C7K020180-019 **Work Order #...:** KAEWQ1AV **Matrix.....:** SOLID

PARAMETER	RESULT	REPORTING LIMIT	UNITS	MDL
Styrene	ND	20	ug/kg	4.4
1,1,2,2-Tetrachloroethane	ND	20	ug/kg	4.5
1,2,4-Trichloro-benzene	ND	20	ug/kg	4.1
Tetrachloroethene	ND	20	ug/kg	5.1
1,1,1-Trichloroethane	ND	20	ug/kg	4.0
1,1,2-Trichloroethane	ND	20	ug/kg	4.2
Trichloroethene	ND	20	ug/kg	4.4
Trichlorofluoromethane	ND	20	ug/kg	6.4
1,1,2-Trichloro-1,2,2-trifluoroethane	ND	20	ug/kg	4.8
Toluene	ND	20	ug/kg	3.1
Vinyl chloride	ND	20	ug/kg	4.4
Xylenes (total)	ND	59	ug/kg	14

SURROGATE	PERCENT RECOVERY	RECOVERY LIMITS
1,2-Dichloroethane-d4	98	(52 - 124)
Toluene-d8	113	(72 - 127)
4-Bromofluorobenzene	89	(63 - 120)
Dibromofluoromethane	78	(68 - 121)

NOTE(S):

Results and reporting limits have been adjusted for dry weight.

Tetra Tech NUS, Inc

Client Sample ID: FMC-6

GC/MS Volatiles

Lot-Sample #...:	C7K020180-020	**Work Order #...:**	KAEWX1AV	**Matrix.....:**	SOLID
Date Sampled...:	10/31/07	**Date Received..:**	11/02/07	**MS Run #.....:**	7314024
Prep Date.....:	11/10/07	**Analysis Date..:**	11/10/07		
Prep Batch #...:	7314050	**Analysis Time..:**	19:18		
Dilution Factor:	1	**Initial Wgt/Vol:**	5 g	**Final Wgt/Vol..:**	5 mL
% Moisture.....:	36	**Analyst ID.....:**	010099	**Instrument ID..:**	HP3
		Method.....:	SW846 8260B		

PARAMETER	RESULT	REPORTING LIMIT	UNITS	MDL
Acetone	ND	31	ug/kg	7.9
Benzene	ND	7.9	ug/kg	1.6
Bromodichloromethane	ND	7.9	ug/kg	1.5
Bromoform	ND	7.9	ug/kg	1.6
Bromomethane	ND	7.9	ug/kg	2.0
2-Butanone	ND	7.9	ug/kg	1.5
Carbon disulfide	ND	7.9	ug/kg	1.9
Carbon tetrachloride	ND	7.9	ug/kg	1.4
Chlorobenzene	ND	7.9	ug/kg	1.7
Chloroethane	ND	7.9	ug/kg	2.3
Chloroform	ND	7.9	ug/kg	1.7
Chloromethane	ND	7.9	ug/kg	1.7
Cyclohexane	ND	7.9	ug/kg	1.6
Dibromochloromethane	ND	7.9	ug/kg	1.5
1,2-Dibromo-3-chloro-propane	ND	7.9	ug/kg	1.3
1,2-Dibromoethane	ND	7.9	ug/kg	1.6
1,3-Dichlorobenzene	ND	7.9	ug/kg	1.7
1,4-Dichlorobenzene	ND	7.9	ug/kg	1.7
1,2-Dichlorobenzene	ND	7.9	ug/kg	1.7
Dichlorodifluoromethane	ND	7.9	ug/kg	2.0
1,1-Dichloroethane	ND	7.9	ug/kg	1.5
1,2-Dichloroethane	ND	7.9	ug/kg	1.7
1,1-Dichloroethene	ND	7.9	ug/kg	1.8
cis-1,2-Dichloroethene	ND	7.9	ug/kg	1.7
trans-1,2-Dichloroethene	ND	7.9	ug/kg	1.8
1,2-Dichloropropane	ND	7.9	ug/kg	1.7
cis-1,3-Dichloropropene	ND	7.9	ug/kg	1.4
trans-1,3-Dichloropropene	ND	7.9	ug/kg	1.4
Ethylbenzene	ND	7.9	ug/kg	1.9
2-Hexanone	ND	7.9	ug/kg	1.2
Isopropylbenzene	ND	7.9	ug/kg	1.7
Methyl acetate	ND	7.9	ug/kg	1.7
Methylene chloride	ND	7.9	ug/kg	1.2
Methylcyclohexane	ND	7.9	ug/kg	1.8
4-Methyl-2-pentanone	ND	7.9	ug/kg	1.4
Methyl tert-butyl ether	ND	7.9	ug/kg	1.5

(Continued on next page)

Tetra Tech NUS, Inc

Client Sample ID: FMC-6

GC/MS Volatiles

Lot-Sample #...: C7K020180-020 **Work Order #...:** KAEWX1AV **Matrix.....:** SOLID

PARAMETER	RESULT	REPORTING LIMIT	UNITS	MDL
Styrene	ND	7.9	ug/kg	1.8
1,1,2,2-Tetrachloroethane	ND	7.9	ug/kg	1.8
1,2,4-Trichloro-benzene	ND	7.9	ug/kg	1.6
Tetrachloroethene	ND	7.9	ug/kg	2.0
1,1,1-Trichloroethane	ND	7.9	ug/kg	1.6
1,1,2-Trichloroethane	ND	7.9	ug/kg	1.7
Trichloroethene	ND	7.9	ug/kg	1.8
Trichlorofluoromethane	ND	7.9	ug/kg	2.5
1,1,2-Trichloro-1,2,2-trifluoroethane	ND	7.9	ug/kg	1.9
Toluene	ND	7.9	ug/kg	1.2
Vinyl chloride	ND	7.9	ug/kg	1.8
Xylenes (total)	ND	24	ug/kg	5.5

SURROGATE	PERCENT RECOVERY	RECOVERY LIMITS
1,2-Dichloroethane-d4	102	(52 - 124)
Toluene-d8	109	(72 - 127)
4-Bromofluorobenzene	99	(63 - 120)
Dibromofluoromethane	90	(68 - 121)

NOTE(S):

Results and reporting limits have been adjusted for dry weight.

Tetra Tech NUS, Inc

Client Sample ID: FMC-7

GC/MS Volatiles

Lot-Sample #...:	C7K020180-021	**Work Order #...:**	KAEW11AV	**Matrix.....:**	SOLID
Date Sampled...:	10/31/07	**Date Received..:**	11/02/07	**MS Run #.....:**	7316066
Prep Date.....:	11/12/07	**Analysis Date..:**	11/12/07		
Prep Batch #...:	7316069	**Analysis Time..:**	10:29		
Dilution Factor:	1	**Initial Wgt/Vol:**	5 g	**Final Wgt/Vol..:**	5 mL
% Moisture.....:	74	**Analyst ID.....:**	010099	**Instrument ID..:**	HP3
		Method.....:	SW846 8260B		

PARAMETER	RESULT	REPORTING LIMIT	UNITS	MDL
Acetone	**25 J**	**77**	**ug/kg**	**19**
Benzene	ND	19	ug/kg	4.0
Bromodichloromethane	ND	19	ug/kg	3.7
Bromoform	ND	19	ug/kg	3.9
Bromomethane	ND	19	ug/kg	4.9
2-Butanone	ND	19	ug/kg	3.7
Carbon disulfide	ND	19	ug/kg	4.7
Carbon tetrachloride	ND	19	ug/kg	3.4
Chlorobenzene	ND	19	ug/kg	4.3
Chloroethane	ND	19	ug/kg	5.5
Chloroform	ND	19	ug/kg	4.1
Chloromethane	ND	19	ug/kg	4.3
Cyclohexane	ND	19	ug/kg	3.8
Dibromochloromethane	ND	19	ug/kg	3.6
1,2-Dibromo-3-chloro-propane	ND	19	ug/kg	3.2
1,2-Dibromoethane	ND	19	ug/kg	4.0
1,3-Dichlorobenzene	ND	19	ug/kg	4.1
1,4-Dichlorobenzene	ND	19	ug/kg	4.3
1,2-Dichlorobenzene	ND	19	ug/kg	4.2
Dichlorodifluoromethane	ND	19	ug/kg	4.9
1,1-Dichloroethane	ND	19	ug/kg	3.8
1,2-Dichloroethane	ND	19	ug/kg	4.2
1,1-Dichloroethene	ND	19	ug/kg	4.5
cis-1,2-Dichloroethene	ND	19	ug/kg	4.2
trans-1,2-Dichloroethene	ND	19	ug/kg	4.5
1,2-Dichloropropane	ND	19	ug/kg	4.3
cis-1,3-Dichloropropene	ND	19	ug/kg	3.5
trans-1,3-Dichloropropene	ND	19	ug/kg	3.4
Ethylbenzene	ND	19	ug/kg	4.5
2-Hexanone	ND	19	ug/kg	3.0
Isopropylbenzene	ND	19	ug/kg	4.1
Methyl acetate	ND	19	ug/kg	4.1
Methylene chloride	**9.4 J**	**19**	**ug/kg**	**3.0**
Methylcyclohexane	ND	19	ug/kg	4.3
4-Methyl-2-pentanone	ND	19	ug/kg	3.3
Methyl tert-butyl ether	ND	19	ug/kg	3.6

(Continued on next page)

Tetra Tech NUS, Inc

Client Sample ID: FMC-7

GC/MS Volatiles

Lot-Sample #...: C7K020180-021 **Work Order #...:** KAEW11AV **Matrix.....:** SOLID

PARAMETER	RESULT	REPORTING LIMIT	UNITS	MDL
Styrene	ND	19	ug/kg	4.3
1,1,2,2-Tetrachloroethane	ND	19	ug/kg	4.4
1,2,4-Trichloro-benzene	ND	19	ug/kg	4.0
Tetrachloroethene	ND	19	ug/kg	5.0
1,1,1-Trichloroethane	ND	19	ug/kg	3.9
1,1,2-Trichloroethane	ND	19	ug/kg	4.1
Trichloroethene	ND	19	ug/kg	4.3
Trichlorofluoromethane	ND	19	ug/kg	6.2
1,1,2-Trichloro-1,2,2-trifluoroethane	ND	19	ug/kg	4.7
Toluene	ND	19	ug/kg	3.1
Vinyl chloride	ND	19	ug/kg	4.3
Xylenes (total)	ND	58	ug/kg	14

SURROGATE	PERCENT RECOVERY	RECOVERY LIMITS
1,2-Dichloroethane-d4	96	(52 - 124)
Toluene-d8	100	(72 - 127)
4-Bromofluorobenzene	90	(63 - 120)
Dibromofluoromethane	93	(68 - 121)

NOTE(S):

Results and reporting limits have been adjusted for dry weight.

J Estimated result. Result is less than RL.

Tetra Tech NUS, Inc

Client Sample ID: FMC-8

GC/MS Volatiles

Lot-Sample #...:	C7K020180-022	**Work Order #...:**	KAEW51AV	**Matrix.....:**	SOLID
Date Sampled...:	10/31/07	**Date Received..:**	11/02/07	**MS Run #.....:**	7316066
Prep Date.....:	11/12/07	**Analysis Date..:**	11/12/07		
Prep Batch #...:	7316069	**Analysis Time..:**	10:53		
Dilution Factor:	1	**Initial Wgt/Vol:**	5 g	**Final Wgt/Vol..:**	5 mL
% Moisture.....:	73	**Analyst ID.....:**	010099	**Instrument ID..:**	HP3
		Method.....:	SW846 8260B		

PARAMETER	RESULT	REPORTING LIMIT	UNITS	MDL
Acetone	**24 J**	**74**	**ug/kg**	**19**
Benzene	ND	19	ug/kg	3.8
Bromodichloromethane	ND	19	ug/kg	3.6
Bromoform	ND	19	ug/kg	3.8
Bromomethane	ND	19	ug/kg	4.7
2-Butanone	ND	19	ug/kg	3.6
Carbon disulfide	ND	19	ug/kg	4.5
Carbon tetrachloride	ND	19	ug/kg	3.3
Chlorobenzene	ND	19	ug/kg	4.1
Chloroethane	ND	19	ug/kg	5.3
Chloroform	ND	19	ug/kg	3.9
Chloromethane	ND	19	ug/kg	4.1
Cyclohexane	ND	19	ug/kg	3.7
Dibromochloromethane	ND	19	ug/kg	3.4
1,2-Dibromo-3-chloro-propane	ND	19	ug/kg	3.1
1,2-Dibromoethane	ND	19	ug/kg	3.9
1,3-Dichlorobenzene	ND	19	ug/kg	3.9
1,4-Dichlorobenzene	ND	19	ug/kg	4.1
1,2-Dichlorobenzene	ND	19	ug/kg	4.1
Dichlorodifluoromethane	ND	19	ug/kg	4.7
1,1-Dichloroethane	ND	19	ug/kg	3.6
1,2-Dichloroethane	ND	19	ug/kg	4.0
1,1-Dichloroethene	ND	19	ug/kg	4.3
cis-1,2-Dichloroethene	ND	19	ug/kg	4.0
trans-1,2-Dichloroethene	ND	19	ug/kg	4.3
1,2-Dichloropropane	ND	19	ug/kg	4.1
cis-1,3-Dichloropropene	ND	19	ug/kg	3.3
trans-1,3-Dichloropropene	ND	19	ug/kg	3.2
Ethylbenzene	ND	19	ug/kg	4.4
2-Hexanone	ND	19	ug/kg	2.9
Isopropylbenzene	ND	19	ug/kg	4.0
Methyl acetate	ND	19	ug/kg	3.9
Methylene chloride	**8.4 J**	**19**	**ug/kg**	**2.8**
Methylcyclohexane	ND	19	ug/kg	4.1
4-Methyl-2-pentanone	ND	19	ug/kg	3.2
Methyl tert-butyl ether	ND	19	ug/kg	3.4

(Continued on next page)

Tetra Tech NUS, Inc

Client Sample ID: FMC-8

GC/MS Volatiles

Lot-Sample #...: C7K020180-022 **Work Order #...:** KAEW51AV **Matrix.....:** SOLID

PARAMETER	RESULT	REPORTING LIMIT	UNITS	MDL
Styrene	ND	19	ug/kg	4.1
1,1,2,2-Tetrachloroethane	ND	19	ug/kg	4.2
1,2,4-Trichloro-benzene	ND	19	ug/kg	3.8
Tetrachloroethene	ND	19	ug/kg	4.8
1,1,1-Trichloroethane	ND	19	ug/kg	3.8
1,1,2-Trichloroethane	ND	19	ug/kg	3.9
Trichloroethene	ND	19	ug/kg	4.1
Trichlorofluoromethane	ND	19	ug/kg	6.0
1,1,2-Trichloro-1,2,2-trifluoroethane	ND	19	ug/kg	4.6
Toluene	ND	19	ug/kg	2.9
Vinyl chloride	ND	19	ug/kg	4.1
Xylenes (total)	ND	56	ug/kg	13

SURROGATE	PERCENT RECOVERY	RECOVERY LIMITS
1,2-Dichloroethane-d4	102	(52 - 124)
Toluene-d8	99	(72 - 127)
4-Bromofluorobenzene	91	(63 - 120)
Dibromofluoromethane	91	(68 - 121)

NOTE(S):

Results and reporting limits have been adjusted for dry weight.

J Estimated result. Result is less than RL.

Tetra Tech NUS, Inc

Client Sample ID: FMC-9

GC/MS Volatiles

Lot-Sample #...: C7K020180-002	**Work Order #...:** KAERC1AV	**Matrix.....:** SOLID
Date Sampled...: 10/30/07	**Date Received..:** 11/02/07	**MS Run #.....:** 7314024
Prep Date.....: 11/10/07	**Analysis Date..:** 11/10/07	
Prep Batch #...: 7314050	**Analysis Time..:** 12:07	
Dilution Factor: 1	**Initial Wgt/Vol:** 5 g	**Final Wgt/Vol..:** 5 mL
% Moisture.....: 74	**Analyst ID.....:** 010099	**Instrument ID..:** HP3
	Method.....: SW846 8260B	

PARAMETER	RESULT	REPORTING LIMIT	UNITS	MDL
Acetone	ND	76	ug/kg	19
Benzene	ND	19	ug/kg	3.9
Bromodichloromethane	ND	19	ug/kg	3.7
Bromoform	ND	19	ug/kg	3.9
Bromomethane	ND	19	ug/kg	4.8
2-Butanone	ND	19	ug/kg	3.7
Carbon disulfide	ND	19	ug/kg	4.7
Carbon tetrachloride	ND	19	ug/kg	3.4
Chlorobenzene	ND	19	ug/kg	4.2
Chloroethane	ND	19	ug/kg	5.5
Chloroform	ND	19	ug/kg	4.0
Chloromethane	ND	19	ug/kg	4.2
Cyclohexane	ND	19	ug/kg	3.8
Dibromochloromethane	ND	19	ug/kg	3.5
1,2-Dibromo-3-chloro-propane	ND	19	ug/kg	3.2
1,2-Dibromoethane	ND	19	ug/kg	4.0
1,3-Dichlorobenzene	ND	19	ug/kg	4.0
1,4-Dichlorobenzene	ND	19	ug/kg	4.2
1,2-Dichlorobenzene	ND	19	ug/kg	4.2
Dichlorodifluoromethane	ND	19	ug/kg	4.8
1,1-Dichloroethane	ND	19	ug/kg	3.7
1,2-Dichloroethane	ND	19	ug/kg	4.1
1,1-Dichloroethene	ND	19	ug/kg	4.4
cis-1,2-Dichloroethene	ND	19	ug/kg	4.1
trans-1,2-Dichloroethene	ND	19	ug/kg	4.4
1,2-Dichloropropane	ND	19	ug/kg	4.2
cis-1,3-Dichloropropene	ND	19	ug/kg	3.4
trans-1,3-Dichloropropene	ND	19	ug/kg	3.3
Ethylbenzene	ND	19	ug/kg	4.5
2-Hexanone	ND	19	ug/kg	3.0
Isopropylbenzene	ND	19	ug/kg	4.1
Methyl acetate	ND	19	ug/kg	4.0
Methylene chloride	**4.6 J**	**19**	**ug/kg**	**2.9**
Methylcyclohexane	ND	19	ug/kg	4.3
4-Methyl-2-pentanone	ND	19	ug/kg	3.3
Methyl tert-butyl ether	ND	19	ug/kg	3.5

(Continued on next page)

Tetra Tech NUS, Inc

Client Sample ID: FMC-9

GC/MS Volatiles

Lot-Sample #...: C7K020180-002 **Work Order #...:** KAERC1AV **Matrix.....:** SOLID

PARAMETER	RESULT	REPORTING LIMIT	UNITS	MDL
Styrene	ND	19	ug/kg	4.2
1,1,2,2-Tetrachloroethane	ND	19	ug/kg	4.3
1,2,4-Trichloro-benzene	ND	19	ug/kg	3.9
Tetrachloroethene	ND	19	ug/kg	4.9
1,1,1-Trichloroethane	ND	19	ug/kg	3.9
1,1,2-Trichloroethane	ND	19	ug/kg	4.0
Trichloroethene	ND	19	ug/kg	4.2
Trichlorofluoromethane	ND	19	ug/kg	6.2
1,1,2-Trichloro-1,2,2-trifluoroethane	ND	19	ug/kg	4.7
Toluene	ND	19	ug/kg	3.0
Vinyl chloride	ND	19	ug/kg	4.2
Xylenes (total)	ND	57	ug/kg	13

SURROGATE	PERCENT RECOVERY	RECOVERY LIMITS
1,2-Dichloroethane-d4	100	(52 - 124)
Toluene-d8	108	(72 - 127)
4-Bromofluorobenzene	104	(63 - 120)
Dibromofluoromethane	100	(68 - 121)

NOTE(S):

Results and reporting limits have been adjusted for dry weight.

J Estimated result. Result is less than RL.

Tetra Tech NUS, Inc

Client Sample ID: Trip_Blank#3

GC/MS Volatiles

Lot-Sample #...:	C7K020180-025	**Work Order #...:**	KAEXM1AA	**Matrix.....:**	WATER
Date Sampled...:	10/31/07	**Date Received..:**	11/02/07	**MS Run #.....:**	7314073
Prep Date.....:	11/10/07	**Analysis Date..:**	11/10/07		
Prep Batch #...:	7314148	**Analysis Time..:**	16:20		
Dilution Factor:	1	**Initial Wgt/Vol:**	5 mL	**Final Wgt/Vol..:**	5 mL
Analyst ID.....:	403419	**Instrument ID..:**	HP6		
		Method.....:	SW846 8260B		

PARAMETER	RESULT	REPORTING LIMIT	UNITS	MDL
Acetone	**16**	**5.0**	**ug/L**	**2.5**
Benzene	ND	1.0	ug/L	0.19
Bromodichloromethane	ND	1.0	ug/L	0.099
Bromoform	ND	1.0	ug/L	0.27
Bromomethane	ND	1.0	ug/L	0.18
2-Butanone	ND	5.0	ug/L	0.65
Carbon disulfide	ND	1.0	ug/L	0.11
Carbon tetrachloride	ND	1.0	ug/L	0.22
Chlorobenzene	ND	1.0	ug/L	0.33
Chloroethane	ND	1.0	ug/L	0.11
Chloroform	ND	1.0	ug/L	0.068
Chloromethane	ND	1.0	ug/L	0.14
Cyclohexane	ND	1.0	ug/L	0.11
Dibromochloromethane	ND	1.0	ug/L	0.20
1,2-Dibromo-3-chloro-propane	ND	1.0	ug/L	0.26
1,2-Dibromoethane	ND	1.0	ug/L	0.15
1,3-Dichlorobenzene	ND	1.0	ug/L	0.10
1,4-Dichlorobenzene	ND	1.0	ug/L	0.10
1,2-Dichlorobenzene	ND	1.0	ug/L	0.086
Dichlorodifluoromethane	ND	1.0	ug/L	0.23
1,1-Dichloroethane	ND	1.0	ug/L	0.19
1,2-Dichloroethane	ND	1.0	ug/L	0.076
1,1-Dichloroethene	ND	1.0	ug/L	0.17
cis-1,2-Dichloroethene	ND	1.0	ug/L	0.090
trans-1,2-Dichloroethene	ND	1.0	ug/L	0.097
1,2-Dichloropropane	ND	1.0	ug/L	0.24
cis-1,3-Dichloropropene	ND	1.0	ug/L	0.13
trans-1,3-Dichloropropene	ND	1.0	ug/L	0.16
Ethylbenzene	ND	1.0	ug/L	0.066
2-Hexanone	ND	5.0	ug/L	0.55
Isopropylbenzene	ND	1.0	ug/L	0.27
Methyl acetate	ND	1.0	ug/L	0.17
Methylene chloride	**0.92 J,B**	**1.0**	**ug/L**	**0.19**
Methylcyclohexane	ND	1.0	ug/L	0.18
4-Methyl-2-pentanone	ND	5.0	ug/L	0.61
Methyl tert-butyl ether	ND	1.0	ug/L	0.13

(Continued on next page)

Tetra Tech NUS, Inc

Client Sample ID: Trip_Blank#3

GC/MS Volatiles

Lot-Sample #...: C7K020180-025 **Work Order #...:** KAEXM1AA **Matrix.....:** WATER

PARAMETER	RESULT	REPORTING LIMIT	UNITS	MDL
Styrene	ND	1.0	ug/L	0.25
1,1,2,2-Tetrachloroethane	ND	1.0	ug/L	0.22
1,2,4-Trichloro-benzene	ND	1.0	ug/L	0.11
Tetrachloroethene	ND	1.0	ug/L	0.088
1,1,1-Trichloroethane	ND	1.0	ug/L	0.11
1,1,2-Trichloroethane	ND	1.0	ug/L	0.11
Trichloroethene	ND	1.0	ug/L	0.22
Trichlorofluoromethane	ND	1.0	ug/L	0.17
1,1,2-Trichloro-1,2,2-trifluoroethane	ND	1.0	ug/L	0.14
Toluene	**0.37 J**	**1.0**	**ug/L**	**0.21**
Vinyl chloride	ND	1.0	ug/L	0.11
Xylenes (total)	ND	3.0	ug/L	0.20

SURROGATE	PERCENT RECOVERY	RECOVERY LIMITS
Toluene-d8	92	(71 - 118)
1,2-Dichloroethane-d4	103	(64 - 135)
4-Bromofluorobenzene	102	(70 - 118)
Dibromofluoromethane	101	(64 - 128)

NOTE(S):

J Estimated result. Result is less than RL.

B Method blank contamination. The associated method blank contains the target analyte at a reportable level.

Tetra Tech NUS, Inc

Client Sample ID: Trip_Blank#4

GC/MS Volatiles

Lot-Sample #...: C7K020180-026	**Work Order #...:** KAEXT1AA	**Matrix.....:** WATER
Date Sampled...: 10/31/07	**Date Received..:** 11/02/07	**MS Run #.....:** 7314073
Prep Date.....: 11/10/07	**Analysis Date..:** 11/10/07	
Prep Batch #...: 7314148	**Analysis Time..:** 16:44	
Dilution Factor: 1	**Initial Wgt/Vol:** 5 mL	**Final Wgt/Vol..:** 5 mL
Analyst ID.....: 403419	**Instrument ID..:** HP6	
	Method.....: SW846 8260B	

PARAMETER	RESULT	REPORTING LIMIT	UNITS	MDL
Acetone	**3.4 J**	**5.0**	**ug/L**	**2.5**
Benzene	ND	1.0	ug/L	0.19
Bromodichloromethane	ND	1.0	ug/L	0.099
Bromoform	ND	1.0	ug/L	0.27
Bromomethane	ND	1.0	ug/L	0.18
2-Butanone	ND	5.0	ug/L	0.65
Carbon disulfide	ND	1.0	ug/L	0.11
Carbon tetrachloride	ND	1.0	ug/L	0.22
Chlorobenzene	ND	1.0	ug/L	0.33
Chloroethane	ND	1.0	ug/L	0.11
Chloroform	ND	1.0	ug/L	0.068
Chloromethane	ND	1.0	ug/L	0.14
Cyclohexane	ND	1.0	ug/L	0.11
Dibromochloromethane	ND	1.0	ug/L	0.20
1,2-Dibromo-3-chloro-propane	ND	1.0	ug/L	0.26
1,2-Dibromoethane	ND	1.0	ug/L	0.15
1,3-Dichlorobenzene	ND	1.0	ug/L	0.10
1,4-Dichlorobenzene	ND	1.0	ug/L	0.10
1,2-Dichlorobenzene	ND	1.0	ug/L	0.086
Dichlorodifluoromethane	ND	1.0	ug/L	0.23
1,1-Dichloroethane	ND	1.0	ug/L	0.19
1,2-Dichloroethane	ND	1.0	ug/L	0.076
1,1-Dichloroethene	ND	1.0	ug/L	0.17
cis-1,2-Dichloroethene	ND	1.0	ug/L	0.090
trans-1,2-Dichloroethene	ND	1.0	ug/L	0.097
1,2-Dichloropropane	ND	1.0	ug/L	0.24
cis-1,3-Dichloropropene	ND	1.0	ug/L	0.13
trans-1,3-Dichloropropene	ND	1.0	ug/L	0.16
Ethylbenzene	ND	1.0	ug/L	0.066
2-Hexanone	ND	5.0	ug/L	0.55
Isopropylbenzene	ND	1.0	ug/L	0.27
Methyl acetate	ND	1.0	ug/L	0.17
Methylene chloride	**0.34 J,B**	**1.0**	**ug/L**	**0.19**
Methylcyclohexane	ND	1.0	ug/L	0.18
4-Methyl-2-pentanone	ND	5.0	ug/L	0.61
Methyl tert-butyl ether	ND	1.0	ug/L	0.13

(Continued on next page)

Tetra Tech NUS, Inc

Client Sample ID: Trip_Blank#4

GC/MS Volatiles

Lot-Sample #...: C7K020180-026 **Work Order #...:** KAEXT1AA **Matrix.....:** WATER

PARAMETER	RESULT	REPORTING LIMIT	UNITS	MDL
Styrene	ND	1.0	ug/L	0.25
1,1,2,2-Tetrachloroethane	ND	1.0	ug/L	0.22
1,2,4-Trichloro-benzene	ND	1.0	ug/L	0.11
Tetrachloroethene	ND	1.0	ug/L	0.088
1,1,1-Trichloroethane	ND	1.0	ug/L	0.11
1,1,2-Trichloroethane	ND	1.0	ug/L	0.11
Trichloroethene	ND	1.0	ug/L	0.22
Trichlorofluoromethane	ND	1.0	ug/L	0.17
1,1,2-Trichloro-1,2,2-trifluoroethane	ND	1.0	ug/L	0.14
Toluene	ND	1.0	ug/L	0.21
Vinyl chloride	ND	1.0	ug/L	0.11
Xylenes (total)	ND	3.0	ug/L	0.20

SURROGATE	PERCENT RECOVERY	RECOVERY LIMITS
Toluene-d8	96	(71 - 118)
1,2-Dichloroethane-d4	106	(64 - 135)
4-Bromofluorobenzene	100	(70 - 118)
Dibromofluoromethane	107	(64 - 128)

NOTE(S):

J Estimated result. Result is less than RL.

B Method blank contamination. The associated method blank contains the target analyte at a reportable level.

Tetra Tech NUS, Inc

Client Sample ID: FMC-10

GC/MS Semivolatiles

Lot-Sample #...:	C7K020180-003	**Work Order #...:**	KAERF1AU	**Matrix.....:**	SOLID
Date Sampled...:	10/30/07	**Date Received..:**	11/02/07	**MS Run #.....:**	7313018
Prep Date.....:	11/09/07	**Analysis Date..:**	11/23/07		
Prep Batch #...:	7313027	**Analysis Time..:**	19:26		
Dilution Factor:	5	**Initial Wgt/Vol:**	30 g	**Final Wgt/Vol..:**	0.5 mL
% Moisture.....:	68	**Analyst ID.....:**	045183	**Instrument ID..:**	71
		Method.....:	SW846 8270C		

PARAMETER	RESULT	REPORTING LIMIT	UNITS	MDL
Acenaphthene	ND	110	ug/kg	27
Acenaphthylene	**160**	**110**	**ug/kg**	**31**
Acetophenone	ND	520	ug/kg	32
Anthracene	**180**	**110**	**ug/kg**	**30**
Atrazine	ND	520	ug/kg	36
Benzo(a)anthracene	**350**	**110**	**ug/kg**	**21**
Benzo(a)pyrene	**470**	**110**	**ug/kg**	**16**
Benzo(b)fluoranthene	**680**	**110**	**ug/kg**	**20**
Benzo(ghi)perylene	**480**	**110**	**ug/kg**	**18**
Benzo(k)fluoranthene	ND	110	ug/kg	17
Benzaldehyde	**430 J**	**520**	**ug/kg**	**56**
1,1'-Biphenyl	ND	520	ug/kg	29
bis(2-Chloroethoxy) methane	ND	520	ug/kg	24
bis(2-Chloroethyl)-ether	ND	110	ug/kg	12
bis(2-Ethylhexyl) phthalate	**230 J**	**520**	**ug/kg**	**40**
4-Bromophenyl phenyl ether	ND	520	ug/kg	24
Butyl benzyl phthalate	**170 J**	**520**	**ug/kg**	**42**
Caprolactam	**200 J**	**520**	**ug/kg**	**99**
Carbazole	**33 J**	**110**	**ug/kg**	**22**
4-Chloroaniline	ND	520	ug/kg	45
4-Chloro-3-methylphenol	ND	520	ug/kg	32
2-Chloronaphthalene	ND	110	ug/kg	30
2-Chlorophenol	ND	520	ug/kg	26
4-Chlorophenyl phenyl ether	ND	520	ug/kg	26
Chrysene	**450**	**110**	**ug/kg**	**21**
Dibenz(a,h)anthracene	**100 J**	**110**	**ug/kg**	**33**
Dibenzofuran	**30 J**	**520**	**ug/kg**	**29**
3,3'-Dichlorobenzidine	ND	520	ug/kg	120
2,4-Dichlorophenol	ND	110	ug/kg	16
Diethyl phthalate	ND	520	ug/kg	47
2,4-Dimethylphenol	ND	520	ug/kg	23
Dimethyl phthalate	ND	520	ug/kg	30

(Continued on next page)

Tetra Tech NUS, Inc

Client Sample ID: FMC-10

GC/MS Semivolatiles

Lot-Sample #...: C7K020180-003 **Work Order #...:** KAERF1AU **Matrix.....:** SOLID

PARAMETER	RESULT	REPORTING LIMIT	UNITS	MDL
Di-n-butyl phthalate	ND	520	ug/kg	87
4,6-Dinitro-2-methylphenol	ND	2700	ug/kg	370
2,4-Dinitrophenol	ND	2700	ug/kg	620
2,4-Dinitrotoluene	ND	520	ug/kg	27
2,6-Dinitrotoluene	ND	520	ug/kg	34
Di-n-octyl phthalate	ND	520	ug/kg	37
Fluoranthene	**690**	**110**	**ug/kg**	**34**
Fluorene	**73 J**	**110**	**ug/kg**	**25**
Hexachlorobenzene	ND	110	ug/kg	32
Hexachlorobutadiene	ND	110	ug/kg	32
Hexachlorocyclopentadiene	ND	520	ug/kg	24
Hexachloroethane	ND	520	ug/kg	23
Indeno(1,2,3-cd)pyrene	**400**	**110**	**ug/kg**	**19**
Isophorone	ND	520	ug/kg	29
2-Methylnaphthalene	**75 J**	**110**	**ug/kg**	**29**
2-Methylphenol	ND	520	ug/kg	33
4-Methylphenol	**49 J**	**520**	**ug/kg**	**33**
Naphthalene	**86 J**	**110**	**ug/kg**	**25**
2-Nitroaniline	ND	2700	ug/kg	32
3-Nitroaniline	ND	2700	ug/kg	45
4-Nitroaniline	ND	2700	ug/kg	22
Nitrobenzene	ND	110	ug/kg	13
2-Nitrophenol	ND	520	ug/kg	42
4-Nitrophenol	ND	2700	ug/kg	41
N-Nitrosodi-n-propylamine	ND	110	ug/kg	13
N-Nitrosodiphenylamine	ND	110	ug/kg	28
2,2'-oxybis(1-Chloropropane)	ND	110	ug/kg	31
Pentachlorophenol	ND	520	ug/kg	39
Phenanthrene	**240**	**110**	**ug/kg**	**25**
Phenol	ND	110	ug/kg	32
Pyrene	**720**	**110**	**ug/kg**	**32**
2,4,5-Trichlorophenol	ND	520	ug/kg	43
2,4,6-Trichlorophenol	ND	520	ug/kg	42

(Continued on next page)

Tetra Tech NUS, Inc

Client Sample ID: FMC-10

GC/MS Semivolatiles

Lot-Sample #...: C7K020180-003 **Work Order #...:** KAERF1AU **Matrix.....:** SOLID

SURROGATE	PERCENT RECOVERY	RECOVERY LIMITS
Nitrobenzene-d5	74	(27 - 110)
Terphenyl-d14	81	(21 - 130)
2-Fluorobiphenyl	72	(28 - 108)
2-Fluorophenol	75	(28 - 107)
Phenol-d5	78	(30 - 112)
2,4,6-Tribromophenol	74	(21 - 116)

NOTE(S):

Results and reporting limits have been adjusted for dry weight.

J Estimated result. Result is less than RL.

Tetra Tech NUS, Inc

Client Sample ID: FMC-11

GC/MS Semivolatiles

Lot-Sample #...:	C7K020180-004	**Work Order #...:**	KAERJ1AU	**Matrix.....:**	SOLID
Date Sampled...:	10/30/07	**Date Received..:**	11/02/07	**MS Run #.....:**	7313018
Prep Date.....:	11/09/07	**Analysis Date..:**	11/23/07		
Prep Batch #...:	7313027	**Analysis Time..:**	19:44		
Dilution Factor:	5	**Initial Wgt/Vol:**	30 g	**Final Wgt/Vol..:**	0.5 mL
% Moisture.....:	75	**Analyst ID.....:**	045183	**Instrument ID..:**	71
		Method.....:	SW846 8270C		

PARAMETER	RESULT	REPORTING LIMIT	UNITS	MDL
Acenaphthene	ND	130	ug/kg	34
Acenaphthylene	**150**	**130**	**ug/kg**	**38**
Acetophenone	ND	650	ug/kg	40
Anthracene	**170**	**130**	**ug/kg**	**37**
Atrazine	ND	650	ug/kg	45
Benzo(a)anthracene	**330**	**130**	**ug/kg**	**26**
Benzo(a)pyrene	**400**	**130**	**ug/kg**	**20**
Benzo(b)fluoranthene	**640**	**130**	**ug/kg**	**25**
Benzo(ghi)perylene	**430**	**130**	**ug/kg**	**22**
Benzo(k)fluoranthene	**170**	**130**	**ug/kg**	**21**
Benzaldehyde	**520 J**	**650**	**ug/kg**	**70**
1,1'-Biphenyl	ND	650	ug/kg	36
bis(2-Chloroethoxy) methane	ND	650	ug/kg	31
bis(2-Chloroethyl)-ether	ND	130	ug/kg	15
bis(2-Ethylhexyl) phthalate	**290 J**	**650**	**ug/kg**	**50**
4-Bromophenyl phenyl ether	ND	650	ug/kg	29
Butyl benzyl phthalate	**200 J**	**650**	**ug/kg**	**53**
Caprolactam	ND	650	ug/kg	120
Carbazole	**28 J**	**130**	**ug/kg**	**27**
4-Chloroaniline	ND	650	ug/kg	57
4-Chloro-3-methylphenol	ND	650	ug/kg	40
2-Chloronaphthalene	ND	130	ug/kg	38
2-Chlorophenol	ND	650	ug/kg	33
4-Chlorophenyl phenyl ether	ND	650	ug/kg	33
Chrysene	**370**	**130**	**ug/kg**	**26**
Dibenz(a,h)anthracene	**88 J**	**130**	**ug/kg**	**42**
Dibenzofuran	ND	650	ug/kg	36
3,3'-Dichlorobenzidine	ND	650	ug/kg	150
2,4-Dichlorophenol	ND	130	ug/kg	20
Diethyl phthalate	ND	650	ug/kg	59
2,4-Dimethylphenol	ND	650	ug/kg	28
Dimethyl phthalate	ND	650	ug/kg	37

(Continued on next page)

Tetra Tech NUS, Inc

Client Sample ID: FMC-11

GC/MS Semivolatiles

Lot-Sample #...: C7K020180-004 Work Order #...: KAERJ1AU Matrix.....: SOLID

PARAMETER	RESULT	REPORTING LIMIT	UNITS	MDL
Di-n-butyl phthalate	ND	650	ug/kg	110
4,6-Dinitro-2-methylphenol	ND	3400	ug/kg	460
2,4-Dinitrophenol	ND	3400	ug/kg	780
2,4-Dinitrotoluene	ND	650	ug/kg	34
2,6-Dinitrotoluene	ND	650	ug/kg	42
Di-n-octyl phthalate	ND	650	ug/kg	46
Fluoranthene	**560**	**130**	**ug/kg**	**42**
Fluorene	**65 J**	**130**	**ug/kg**	**32**
Hexachlorobenzene	ND	130	ug/kg	40
Hexachlorobutadiene	ND	130	ug/kg	40
Hexachlorocyclopentadiene	ND	650	ug/kg	30
Hexachloroethane	ND	650	ug/kg	29
Indeno(1,2,3-cd)pyrene	**350**	**130**	**ug/kg**	**23**
Isophorone	ND	650	ug/kg	37
2-Methylnaphthalene	**67 J**	**130**	**ug/kg**	**36**
2-Methylphenol	ND	650	ug/kg	41
4-Methylphenol	ND	650	ug/kg	41
Naphthalene	**74 J**	**130**	**ug/kg**	**32**
2-Nitroaniline	ND	3400	ug/kg	40
3-Nitroaniline	ND	3400	ug/kg	56
4-Nitroaniline	ND	3400	ug/kg	28
Nitrobenzene	ND	130	ug/kg	16
2-Nitrophenol	ND	650	ug/kg	52
4-Nitrophenol	ND	3400	ug/kg	51
N-Nitrosodi-n-propylamine	ND	130	ug/kg	16
N-Nitrosodiphenylamine	ND	130	ug/kg	36
2,2'-oxybis(1-Chloropropane)	ND	130	ug/kg	39
Pentachlorophenol	ND	650	ug/kg	49
Phenanthrene	**220**	**130**	**ug/kg**	**31**
Phenol	ND	130	ug/kg	40
Pyrene	**650**	**130**	**ug/kg**	**40**
2,4,5-Trichlorophenol	ND	650	ug/kg	54
2,4,6-Trichlorophenol	ND	650	ug/kg	53

(Continued on next page)

Tetra Tech NUS, Inc

Client Sample ID: FMC-11

GC/MS Semivolatiles

Lot-Sample #...: C7K020180-004 **Work Order #...:** KAERJ1AU **Matrix.....:** SOLID

SURROGATE	PERCENT RECOVERY	RECOVERY LIMITS
Nitrobenzene-d5	47	(27 - 110)
Terphenyl-d14	65	(21 - 130)
2-Fluorobiphenyl	52	(28 - 108)
2-Fluorophenol	44	(28 - 107)
Phenol-d5	51	(30 - 112)
2,4,6-Tribromophenol	60	(21 - 116)

NOTE(S):

Results and reporting limits have been adjusted for dry weight.

J Estimated result. Result is less than RL.

Tetra Tech NUS, Inc

Client Sample ID: FMC-12

GC/MS Semivolatiles

Lot-Sample #...:	C7K020180-005	**Work Order #...:**	KAERM1AU	**Matrix.....:**	SOLID
Date Sampled...:	10/30/07	**Date Received..:**	11/02/07	**MS Run #.....:**	7313018
Prep Date.....:	11/09/07	**Analysis Date..:**	11/23/07		
Prep Batch #...:	7313027	**Analysis Time..:**	20:02		
Dilution Factor:	5	**Initial Wgt/Vol:**	30 g	**Final Wgt/Vol..:**	0.5 mL
% Moisture.....:	60	**Analyst ID.....:**	045183	**Instrument ID..:**	71
		Method.....:	SW846 8270C		

PARAMETER	RESULT	REPORTING LIMIT	UNITS	MDL
Acenaphthene	ND	85	ug/kg	22
Acenaphthylene	**81 J**	**85**	**ug/kg**	**24**
Acetophenone	ND	420	ug/kg	25
Anthracene	**92**	**85**	**ug/kg**	**24**
Atrazine	ND	420	ug/kg	29
Benzo(a)anthracene	**190**	**85**	**ug/kg**	**17**
Benzo(a)pyrene	**230**	**85**	**ug/kg**	**13**
Benzo(b)fluoranthene	**320**	**85**	**ug/kg**	**16**
Benzo(ghi)perylene	**240**	**85**	**ug/kg**	**14**
Benzo(k)fluoranthene	**130**	**85**	**ug/kg**	**13**
Benzaldehyde	**330 J**	**420**	**ug/kg**	**44**
1,1'-Biphenyl	ND	420	ug/kg	23
bis(2-Chloroethoxy) methane	ND	420	ug/kg	20
bis(2-Chloroethyl)-ether	ND	85	ug/kg	9.4
bis(2-Ethylhexyl) phthalate	**170 J**	**420**	**ug/kg**	**32**
4-Bromophenyl phenyl ether	ND	420	ug/kg	19
Butyl benzyl phthalate	ND	420	ug/kg	34
Caprolactam	**170 J**	**420**	**ug/kg**	**79**
Carbazole	ND	85	ug/kg	17
4-Chloroaniline	ND	420	ug/kg	36
4-Chloro-3-methylphenol	ND	420	ug/kg	26
2-Chloronaphthalene	ND	85	ug/kg	24
2-Chlorophenol	ND	420	ug/kg	21
4-Chlorophenyl phenyl ether	ND	420	ug/kg	21
Chrysene	**210**	**85**	**ug/kg**	**17**
Dibenz(a,h)anthracene	**54 J**	**85**	**ug/kg**	**27**
Dibenzofuran	ND	420	ug/kg	23
3,3'-Dichlorobenzidine	ND	420	ug/kg	94
2,4-Dichlorophenol	ND	85	ug/kg	12
Diethyl phthalate	ND	420	ug/kg	37
2,4-Dimethylphenol	ND	420	ug/kg	18
Dimethyl phthalate	ND	420	ug/kg	24

(Continued on next page)

Tetra Tech NUS, Inc

Client Sample ID: FMC-12

GC/MS Semivolatiles

Lot-Sample #...: C7K020180-005 Work Order #...: KAERM1AU Matrix.....: SOLID

PARAMETER	RESULT	REPORTING LIMIT	UNITS	MDL
Di-n-butyl phthalate	ND	420	ug/kg	69
4,6-Dinitro-2-methylphenol	ND	2100	ug/kg	300
2,4-Dinitrophenol	ND	2100	ug/kg	500
2,4-Dinitrotoluene	ND	420	ug/kg	22
2,6-Dinitrotoluene	ND	420	ug/kg	27
Di-n-octyl phthalate	ND	420	ug/kg	29
Fluoranthene	**370**	**85**	**ug/kg**	**27**
Fluorene	**36 J**	**85**	**ug/kg**	**20**
Hexachlorobenzene	ND	85	ug/kg	25
Hexachlorobutadiene	ND	85	ug/kg	26
Hexachlorocyclopentadiene	ND	420	ug/kg	19
Hexachloroethane	ND	420	ug/kg	19
Indeno(1,2,3-cd)pyrene	**190**	**85**	**ug/kg**	**15**
Isophorone	ND	420	ug/kg	23
2-Methylnaphthalene	**32 J**	**85**	**ug/kg**	**23**
2-Methylphenol	ND	420	ug/kg	26
4-Methylphenol	ND	420	ug/kg	26
Naphthalene	**39 J**	**85**	**ug/kg**	**20**
2-Nitroaniline	ND	2100	ug/kg	25
3-Nitroaniline	ND	2100	ug/kg	36
4-Nitroaniline	ND	2100	ug/kg	18
Nitrobenzene	ND	85	ug/kg	10
2-Nitrophenol	ND	420	ug/kg	33
4-Nitrophenol	ND	2100	ug/kg	33
N-Nitrosodi-n-propylamine	ND	85	ug/kg	10
N-Nitrosodiphenylamine	ND	85	ug/kg	23
2,2'-oxybis(1-Chloropropane)	ND	85	ug/kg	25
Pentachlorophenol	ND	420	ug/kg	31
Phenanthrene	**130**	**85**	**ug/kg**	**20**
Phenol	ND	85	ug/kg	25
Pyrene	**350**	**85**	**ug/kg**	**26**
2,4,5-Trichlorophenol	ND	420	ug/kg	35
2,4,6-Trichlorophenol	ND	420	ug/kg	34

(Continued on next page)

Tetra Tech NUS, Inc

Client Sample ID: FMC-12

GC/MS Semivolatiles

Lot-Sample #...: C7K020180-005 **Work Order #...:** KAERM1AU **Matrix.....:** SOLID

SURROGATE	PERCENT RECOVERY	RECOVERY LIMITS
Nitrobenzene-d5	44	(27 - 110)
Terphenyl-d14	47	(21 - 130)
2-Fluorobiphenyl	45	(28 - 108)
2-Fluorophenol	42	(28 - 107)
Phenol-d5	44	(30 - 112)
2,4,6-Tribromophenol	44	(21 - 116)

NOTE(S):

Results and reporting limits have been adjusted for dry weight.

J Estimated result. Result is less than RL.

Tetra Tech NUS, Inc

Client Sample ID: FMC-13

GC/MS Semivolatiles

Lot-Sample #...:	C7K020180-006	**Work Order #...:**	KAERT1AU	**Matrix.....:**	SOLID
Date Sampled...:	10/30/07	**Date Received..:**	11/02/07	**MS Run #.....:**	7313018
Prep Date.....:	11/09/07	**Analysis Date..:**	11/23/07		
Prep Batch #...:	7313027	**Analysis Time..:**	20:20		
Dilution Factor:	5	**Initial Wgt/Vol:**	30 g	**Final Wgt/Vol..:**	0.5 mL
% Moisture.....:	70	**Analyst ID.....:**	045183	**Instrument ID..:**	71
		Method.....:	SW846 8270C		

PARAMETER	RESULT	REPORTING LIMIT	UNITS	MDL
Acenaphthene	ND	110	ug/kg	29
Acenaphthylene	**140**	**110**	**ug/kg**	**32**
Acetophenone	ND	550	ug/kg	34
Anthracene	**170**	**110**	**ug/kg**	**31**
Atrazine	ND	550	ug/kg	38
Benzo(a)anthracene	**350**	**110**	**ug/kg**	**22**
Benzo(a)pyrene	**440**	**110**	**ug/kg**	**17**
Benzo(b)fluoranthene	**820**	**110**	**ug/kg**	**21**
Benzo(ghi)perylene	**460**	**110**	**ug/kg**	**19**
Benzo(k)fluoranthene	ND	110	ug/kg	18
Benzaldehyde	**440 J**	**550**	**ug/kg**	**59**
1,1'-Biphenyl	ND	550	ug/kg	30
bis(2-Chloroethoxy) methane	ND	550	ug/kg	26
bis(2-Chloroethyl)-ether	ND	110	ug/kg	12
bis(2-Ethylhexyl) phthalate	**270 J**	**550**	**ug/kg**	**42**
4-Bromophenyl phenyl ether	ND	550	ug/kg	25
Butyl benzyl phthalate	**170 J**	**550**	**ug/kg**	**44**
Caprolactam	**240 J**	**550**	**ug/kg**	**100**
Carbazole	**27 J**	**110**	**ug/kg**	**23**
4-Chloroaniline	ND	550	ug/kg	48
4-Chloro-3-methylphenol	ND	550	ug/kg	34
2-Chloronaphthalene	ND	110	ug/kg	32
2-Chlorophenol	ND	550	ug/kg	28
4-Chlorophenyl phenyl ether	ND	550	ug/kg	27
Chrysene	**370**	**110**	**ug/kg**	**22**
Dibenz(a,h)anthracene	**100 J**	**110**	**ug/kg**	**35**
Dibenzofuran	**31 J**	**550**	**ug/kg**	**31**
3,3'-Dichlorobenzidine	ND	550	ug/kg	120
2,4-Dichlorophenol	ND	110	ug/kg	16
Diethyl phthalate	ND	550	ug/kg	49
2,4-Dimethylphenol	ND	550	ug/kg	24
Dimethyl phthalate	ND	550	ug/kg	31

(Continued on next page)

Tetra Tech NUS, Inc

Client Sample ID: FMC-13

GC/MS Semivolatiles

Lot-Sample #...: C7K020180-006 Work Order #...: KAERT1AU Matrix.....: SOLID

PARAMETER	RESULT	REPORTING LIMIT	UNITS	MDL
Di-n-butyl phthalate	ND	550	ug/kg	92
4,6-Dinitro-2-methylphenol	ND	2800	ug/kg	390
2,4-Dinitrophenol	ND	2800	ug/kg	650
2,4-Dinitrotoluene	ND	550	ug/kg	29
2,6-Dinitrotoluene	ND	550	ug/kg	36
Di-n-octyl phthalate	ND	550	ug/kg	39
Fluoranthene	**610**	**110**	**ug/kg**	**36**
Fluorene	**63 J**	**110**	**ug/kg**	**27**
Hexachlorobenzene	ND	110	ug/kg	33
Hexachlorobutadiene	ND	110	ug/kg	34
Hexachlorocyclopentadiene	ND	550	ug/kg	25
Hexachloroethane	ND	550	ug/kg	25
Indeno(1,2,3-cd)pyrene	**370**	**110**	**ug/kg**	**20**
Isophorone	ND	550	ug/kg	31
2-Methylnaphthalene	**63 J**	**110**	**ug/kg**	**31**
2-Methylphenol	ND	550	ug/kg	35
4-Methylphenol	**38 J**	**550**	**ug/kg**	**35**
Naphthalene	**73 J**	**110**	**ug/kg**	**27**
2-Nitroaniline	ND	2800	ug/kg	33
3-Nitroaniline	ND	2800	ug/kg	47
4-Nitroaniline	ND	2800	ug/kg	23
Nitrobenzene	ND	110	ug/kg	14
2-Nitrophenol	ND	550	ug/kg	44
4-Nitrophenol	ND	2800	ug/kg	43
N-Nitrosodi-n-propylamine	ND	110	ug/kg	14
N-Nitrosodiphenylamine	ND	110	ug/kg	30
2,2'-oxybis(1-Chloropropane)	ND	110	ug/kg	33
Pentachlorophenol	ND	550	ug/kg	41
Phenanthrene	**220**	**110**	**ug/kg**	**27**
Phenol	ND	110	ug/kg	33
Pyrene	**650**	**110**	**ug/kg**	**34**
2,4,5-Trichlorophenol	ND	550	ug/kg	46
2,4,6-Trichlorophenol	ND	550	ug/kg	45

(Continued on next page)

Tetra Tech NUS, Inc

Client Sample ID: FMC-13

GC/MS Semivolatiles

Lot-Sample #...: C7K020180-006 Work Order #...: KAERT1AU Matrix.....: SOLID

SURROGATE	PERCENT RECOVERY	RECOVERY LIMITS
Nitrobenzene-d5	69	(27 - 110)
Terphenyl-d14	81	(21 - 130)
2-Fluorobiphenyl	75	(28 - 108)
2-Fluorophenol	70	(28 - 107)
Phenol-d5	78	(30 - 112)
2,4,6-Tribromophenol	79	(21 - 116)

NOTE(S):

Results and reporting limits have been adjusted for dry weight.

J Estimated result. Result is less than RL.

Tetra Tech NUS, Inc

Client Sample ID: FMC-14

GC/MS Semivolatiles

Lot-Sample #...:	C7K020180-007	**Work Order #...:**	KAER01AU	**Matrix.....:**	SOLID
Date Sampled...:	10/30/07	**Date Received..:**	11/02/07	**MS Run #.....:**	7313018
Prep Date.....:	11/09/07	**Analysis Date..:**	11/23/07		
Prep Batch #...:	7313027	**Analysis Time..:**	20:38		
Dilution Factor:	5	**Initial Wgt/Vol:**	30 g	**Final Wgt/Vol..:**	0.5 mL
% Moisture.....:	72	**Analyst ID.....:**	045183	**Instrument ID..:**	71
		Method.....:	SW846 8270C		

PARAMETER	RESULT	REPORTING LIMIT	UNITS	MDL
Acenaphthene	ND	120	ug/kg	31
Acenaphthylene	**170**	**120**	**ug/kg**	**35**
Acetophenone	ND	590	ug/kg	36
Anthracene	**200**	**120**	**ug/kg**	**34**
Atrazine	ND	590	ug/kg	41
Benzo(a)anthracene	**400**	**120**	**ug/kg**	**24**
Benzo(a)pyrene	**490**	**120**	**ug/kg**	**18**
Benzo(b)fluoranthene	**680**	**120**	**ug/kg**	**23**
Benzo(ghi)perylene	**520**	**120**	**ug/kg**	**20**
Benzo(k)fluoranthene	ND	120	ug/kg	19
Benzaldehyde	**470 J**	**590**	**ug/kg**	**63**
1,1'-Biphenyl	ND	590	ug/kg	33
bis(2-Chloroethoxy) methane	ND	590	ug/kg	28
bis(2-Chloroethyl)-ether	ND	120	ug/kg	13
bis(2-Ethylhexyl) phthalate	**260 J**	**590**	**ug/kg**	**46**
4-Bromophenyl phenyl ether	ND	590	ug/kg	27
Butyl benzyl phthalate	**190 J**	**590**	**ug/kg**	**48**
Caprolactam	**240 J**	**590**	**ug/kg**	**110**
Carbazole	**35 J**	**120**	**ug/kg**	**24**
4-Chloroaniline	ND	590	ug/kg	51
4-Chloro-3-methylphenol	ND	590	ug/kg	36
2-Chloronaphthalene	ND	120	ug/kg	34
2-Chlorophenol	ND	590	ug/kg	30
4-Chlorophenyl phenyl ether	ND	590	ug/kg	30
Chrysene	**440**	**120**	**ug/kg**	**24**
Dibenz(a,h)anthracene	**110 J**	**120**	**ug/kg**	**38**
Dibenzofuran	**35 J**	**590**	**ug/kg**	**33**
3,3'-Dichlorobenzidine	ND	590	ug/kg	130
2,4-Dichlorophenol	ND	120	ug/kg	18
Diethyl phthalate	ND	590	ug/kg	53
2,4-Dimethylphenol	ND	590	ug/kg	26
Dimethyl phthalate	ND	590	ug/kg	34

(Continued on next page)

Tetra Tech NUS, Inc

Client Sample ID: FMC-14

GC/MS Semivolatiles

Lot-Sample #...: C7K020180-007 Work Order #...: KAER01AU Matrix.....: SOLID

PARAMETER	RESULT	REPORTING LIMIT	UNITS	MDL
Di-n-butyl phthalate	ND	590	ug/kg	99
4,6-Dinitro-2-methylphenol	ND	3100	ug/kg	420
2,4-Dinitrophenol	ND	3100	ug/kg	710
2,4-Dinitrotoluene	ND	590	ug/kg	31
2,6-Dinitrotoluene	ND	590	ug/kg	38
Di-n-octyl phthalate	ND	590	ug/kg	42
Fluoranthene	**720**	**120**	**ug/kg**	**39**
Fluorene	**71 J**	**120**	**ug/kg**	**29**
Hexachlorobenzene	ND	120	ug/kg	36
Hexachlorobutadiene	ND	120	ug/kg	36
Hexachlorocyclopentadiene	ND	590	ug/kg	27
Hexachloroethane	ND	590	ug/kg	27
Indeno(1,2,3-cd)pyrene	**420**	**120**	**ug/kg**	**21**
Isophorone	ND	590	ug/kg	33
2-Methylnaphthalene	**77 J**	**120**	**ug/kg**	**33**
2-Methylphenol	ND	590	ug/kg	37
4-Methylphenol	ND	590	ug/kg	37
Naphthalene	**85 J**	**120**	**ug/kg**	**29**
2-Nitroaniline	ND	3100	ug/kg	36
3-Nitroaniline	ND	3100	ug/kg	51
4-Nitroaniline	ND	3100	ug/kg	25
Nitrobenzene	ND	120	ug/kg	15
2-Nitrophenol	ND	590	ug/kg	47
4-Nitrophenol	ND	3100	ug/kg	46
N-Nitrosodi-n-propylamine	ND	120	ug/kg	15
N-Nitrosodiphenylamine	ND	120	ug/kg	32
2,2'-oxybis(1-Chloropropane)	ND	120	ug/kg	36
Pentachlorophenol	ND	590	ug/kg	44
Phenanthrene	**260**	**120**	**ug/kg**	**29**
Phenol	ND	120	ug/kg	36
Pyrene	**820**	**120**	**ug/kg**	**36**
2,4,5-Trichlorophenol	ND	590	ug/kg	49
2,4,6-Trichlorophenol	ND	590	ug/kg	48

(Continued on next page)

Tetra Tech NUS, Inc

Client Sample ID: FMC-14

GC/MS Semivolatiles

Lot-Sample #...: C7K020180-007 **Work Order #...:** KAER01AU **Matrix.....:** SOLID

SURROGATE	PERCENT RECOVERY	RECOVERY LIMITS
Nitrobenzene-d5	49	(27 - 110)
Terphenyl-d14	56	(21 - 130)
2-Fluorobiphenyl	55	(28 - 108)
2-Fluorophenol	50	(28 - 107)
Phenol-d5	52	(30 - 112)
2,4,6-Tribromophenol	53	(21 - 116)

NOTE(S):

Results and reporting limits have been adjusted for dry weight.

J Estimated result. Result is less than RL.

Tetra Tech NUS, Inc

Client Sample ID: FMC-15

GC/MS Semivolatiles

Lot-Sample #...:	C7K020180-008	**Work Order #...:**	KAETX1AU	**Matrix.....:**	SOLID
Date Sampled...:	10/31/07	**Date Received..:**	11/02/07	**MS Run #.....:**	7313018
Prep Date.....:	11/09/07	**Analysis Date..:**	11/23/07		
Prep Batch #...:	7313027	**Analysis Time..:**	17:55		
Dilution Factor:	0.7	**Initial Wgt/Vol:**	21.5 g	**Final Wgt/Vol..:**	0.5 mL
% Moisture.....:	26	**Analyst ID.....:**	045183	**Instrument ID..:**	71
		Method.....:	SW846 8270C		

PARAMETER	RESULT	REPORTING LIMIT	UNITS	MDL
Acenaphthene	ND	6.4	ug/kg	1.6
Acenaphthylene	**3.9 J**	**6.4**	**ug/kg**	**1.8**
Acetophenone	**2.3 J**	**31**	**ug/kg**	**1.9**
Anthracene	**4.4 J**	**6.4**	**ug/kg**	**1.8**
Atrazine	ND	31	ug/kg	2.2
Benzo(a)anthracene	**7.6**	**6.4**	**ug/kg**	**1.2**
Benzo(a)pyrene	**8.6**	**6.4**	**ug/kg**	**0.97**
Benzo(b)fluoranthene	**12**	**6.4**	**ug/kg**	**1.2**
Benzo(ghi)perylene	**8.4**	**6.4**	**ug/kg**	**1.1**
Benzo(k)fluoranthene	**4.1 J**	**6.4**	**ug/kg**	**1.0**
Benzaldehyde	**25 J**	**31**	**ug/kg**	**3.3**
1,1'-Biphenyl	ND	31	ug/kg	1.7
bis(2-Chloroethoxy) methane	ND	31	ug/kg	1.5
bis(2-Chloroethyl)-ether	ND	6.4	ug/kg	0.71
bis(2-Ethylhexyl) phthalate	**20 J**	**31**	**ug/kg**	**2.4**
4-Bromophenyl phenyl ether	ND	31	ug/kg	1.4
Butyl benzyl phthalate	**15 J**	**31**	**ug/kg**	**2.5**
Caprolactam	**23 J**	**31**	**ug/kg**	**6.0**
Carbazole	ND	6.4	ug/kg	1.3
4-Chloroaniline	ND	31	ug/kg	2.7
4-Chloro-3-methylphenol	ND	31	ug/kg	1.9
2-Chloronaphthalene	ND	6.4	ug/kg	1.8
2-Chlorophenol	ND	31	ug/kg	1.6
4-Chlorophenyl phenyl ether	ND	31	ug/kg	1.6
Chrysene	**7.8**	**6.4**	**ug/kg**	**1.3**
Dibenz(a,h)anthracene	ND	6.4	ug/kg	2.0
Dibenzofuran	ND	31	ug/kg	1.7
3,3'-Dichlorobenzidine	ND	31	ug/kg	7.1
2,4-Dichlorophenol	ND	6.4	ug/kg	0.94
Diethyl phthalate	**6.4 J,B**	**31**	**ug/kg**	**2.8**
2,4-Dimethylphenol	ND	31	ug/kg	1.4
Dimethyl phthalate	ND	31	ug/kg	1.8

(Continued on next page)

Tetra Tech NUS, Inc

Client Sample ID: FMC-15

GC/MS Semivolatiles

Lot-Sample #...: C7K020180-008 Work Order #...: KAETX1AU Matrix.....: SOLID

PARAMETER	RESULT	REPORTING LIMIT	UNITS	MDL
Di-n-butyl phthalate	**5.7 J**	**31**	**ug/kg**	**5.2**
4,6-Dinitro-2-methylphenol	ND	160	ug/kg	22
2,4-Dinitrophenol	ND	160	ug/kg	37
2,4-Dinitrotoluene	ND	31	ug/kg	1.6
2,6-Dinitrotoluene	ND	31	ug/kg	2.0
Di-n-octyl phthalate	ND	31	ug/kg	2.2
Fluoranthene	**15**	**6.4**	**ug/kg**	**2.0**
Fluorene	**2.3 J**	**6.4**	**ug/kg**	**1.5**
Hexachlorobenzene	ND	6.4	ug/kg	1.9
Hexachlorobutadiene	ND	6.4	ug/kg	1.9
Hexachlorocyclopenta-diene	ND	31	ug/kg	1.4
Hexachloroethane	ND	31	ug/kg	1.4
Indeno(1,2,3-cd)pyrene	**6.9**	**6.4**	**ug/kg**	**1.1**
Isophorone	ND	31	ug/kg	1.8
2-Methylnaphthalene	**1.8 J**	**6.4**	**ug/kg**	**1.7**
2-Methylphenol	ND	31	ug/kg	2.0
4-Methylphenol	ND	31	ug/kg	2.0
Naphthalene	**2.0 J**	**6.4**	**ug/kg**	**1.5**
2-Nitroaniline	ND	160	ug/kg	1.9
3-Nitroaniline	ND	160	ug/kg	2.7
4-Nitroaniline	ND	160	ug/kg	1.3
Nitrobenzene	ND	6.4	ug/kg	0.79
2-Nitrophenol	ND	31	ug/kg	2.5
4-Nitrophenol	ND	160	ug/kg	2.5
N-Nitrosodi-n-propyl-amine	ND	6.4	ug/kg	0.77
N-Nitrosodiphenylamine	ND	6.4	ug/kg	1.7
2,2'-oxybis(1-Chloropropane)	ND	6.4	ug/kg	1.9
Pentachlorophenol	ND	31	ug/kg	2.3
Phenanthrene	**7.7**	**6.4**	**ug/kg**	**1.5**
Phenol	ND	6.4	ug/kg	1.9
Pyrene	**13**	**6.4**	**ug/kg**	**1.9**
2,4,5-Trichloro-phenol	ND	31	ug/kg	2.6
2,4,6-Trichloro-phenol	ND	31	ug/kg	2.5

(Continued on next page)

Tetra Tech NUS, Inc

Client Sample ID: FMC-15

GC/MS Semivolatiles

Lot-Sample #...: C7K020180-008 **Work Order #...:** KAETX1AU **Matrix.....:** SOLID

SURROGATE	PERCENT RECOVERY	RECOVERY LIMITS
Nitrobenzene-d5	88	(27 - 110)
Terphenyl-d14	84	(21 - 130)
2-Fluorobiphenyl	79	(28 - 108)
2-Fluorophenol	80	(28 - 107)
Phenol-d5	86	(30 - 112)
2,4,6-Tribromophenol	78	(21 - 116)

NOTE(S):

Results and reporting limits have been adjusted for dry weight.

J Estimated result. Result is less than RL.

B Method blank contamination. The associated method blank contains the target analyte at a reportable level.

Tetra Tech NUS, Inc

Client Sample ID: FMC-16

GC/MS Semivolatiles

Lot-Sample #...:	C7K020180-009	**Work Order #...:**	KAET31AU	**Matrix.....:**	SOLID
Date Sampled...:	10/31/07	**Date Received..:**	11/02/07	**MS Run #.....:**	7313018
Prep Date.....:	11/09/07	**Analysis Date..:**	11/23/07		
Prep Batch #...:	7313027	**Analysis Time..:**	20:57		
Dilution Factor:	0.7	**Initial Wgt/Vol:**	21.5 g	**Final Wgt/Vol..:**	0.5 mL
% Moisture.....:	27	**Analyst ID.....:**	045183	**Instrument ID..:**	71
		Method.....:	SW846 8270C		

PARAMETER	RESULT	REPORTING LIMIT	UNITS	MDL
Acenaphthene	ND	6.4	ug/kg	1.7
Acenaphthylene	**2.8 J**	**6.4**	**ug/kg**	**1.9**
Acetophenone	**1.9 J**	**32**	**ug/kg**	**1.9**
Anthracene	**3.1 J**	**6.4**	**ug/kg**	**1.8**
Atrazine	ND	32	ug/kg	2.2
Benzo(a)anthracene	**4.8 J**	**6.4**	**ug/kg**	**1.3**
Benzo(a)pyrene	**6.9**	**6.4**	**ug/kg**	**0.98**
Benzo(b)fluoranthene	**8.0**	**6.4**	**ug/kg**	**1.2**
Benzo(ghi)perylene	**7.2**	**6.4**	**ug/kg**	**1.1**
Benzo(k)fluoranthene	ND	6.4	ug/kg	1.0
Benzaldehyde	**25 J**	**32**	**ug/kg**	**3.4**
1,1'-Biphenyl	ND	32	ug/kg	1.8
bis(2-Chloroethoxy) methane	ND	32	ug/kg	1.5
bis(2-Chloroethyl)-ether	ND	6.4	ug/kg	0.72
bis(2-Ethylhexyl) phthalate	**21 J**	**32**	**ug/kg**	**2.4**
4-Bromophenyl phenyl ether	ND	32	ug/kg	1.4
Butyl benzyl phthalate	**15 J**	**32**	**ug/kg**	**2.6**
Caprolactam	**28 J**	**32**	**ug/kg**	**6.0**
Carbazole	ND	6.4	ug/kg	1.3
4-Chloroaniline	ND	32	ug/kg	2.7
4-Chloro-3-methylphenol	ND	32	ug/kg	1.9
2-Chloronaphthalene	ND	6.4	ug/kg	1.8
2-Chlorophenol	ND	32	ug/kg	1.6
4-Chlorophenyl phenyl ether	ND	32	ug/kg	1.6
Chrysene	**6.6**	**6.4**	**ug/kg**	**1.3**
Dibenz(a,h)anthracene	ND	6.4	ug/kg	2.0
Dibenzofuran	ND	32	ug/kg	1.8
3,3'-Dichlorobenzidine	ND	32	ug/kg	7.2
2,4-Dichlorophenol	ND	6.4	ug/kg	0.95
Diethyl phthalate	**4.6 J,B**	**32**	**ug/kg**	**2.8**
2,4-Dimethylphenol	ND	32	ug/kg	1.4
Dimethyl phthalate	ND	32	ug/kg	1.8

(Continued on next page)

Tetra Tech NUS, Inc

Client Sample ID: FMC-16

GC/MS Semivolatiles

Lot-Sample #...: C7K020180-009 Work Order #...: KAET31AU Matrix.....: SOLID

PARAMETER	RESULT	REPORTING LIMIT	UNITS	MDL
Di-n-butyl phthalate	**6.5 J**	**32**	**ug/kg**	**5.3**
4,6-Dinitro-2-methylphenol	ND	160	ug/kg	22
2,4-Dinitrophenol	ND	160	ug/kg	38
2,4-Dinitrotoluene	ND	32	ug/kg	1.6
2,6-Dinitrotoluene	ND	32	ug/kg	2.1
Di-n-octyl phthalate	ND	32	ug/kg	2.2
Fluoranthene	**9.6**	**6.4**	**ug/kg**	**2.1**
Fluorene	ND	6.4	ug/kg	1.5
Hexachlorobenzene	ND	6.4	ug/kg	1.9
Hexachlorobutadiene	ND	6.4	ug/kg	2.0
Hexachlorocyclopentadiene	ND	32	ug/kg	1.5
Hexachloroethane	ND	32	ug/kg	1.4
Indeno(1,2,3-cd)pyrene	**5.3 J**	**6.4**	**ug/kg**	**1.1**
Isophorone	ND	32	ug/kg	1.8
2-Methylnaphthalene	ND	6.4	ug/kg	1.8
2-Methylphenol	ND	32	ug/kg	2.0
4-Methylphenol	ND	32	ug/kg	2.0
Naphthalene	**1.5 J**	**6.4**	**ug/kg**	**1.5**
2-Nitroaniline	ND	160	ug/kg	1.9
3-Nitroaniline	ND	160	ug/kg	2.7
4-Nitroaniline	ND	160	ug/kg	1.3
Nitrobenzene	ND	6.4	ug/kg	0.79
2-Nitrophenol	ND	32	ug/kg	2.5
4-Nitrophenol	ND	160	ug/kg	2.5
N-Nitrosodi-n-propylamine	ND	6.4	ug/kg	0.78
N-Nitrosodiphenylamine	ND	6.4	ug/kg	1.7
2,2'-oxybis(1-Chloropropane)	ND	6.4	ug/kg	1.9
Pentachlorophenol	ND	32	ug/kg	2.4
Phenanthrene	**5.3 J**	**6.4**	**ug/kg**	**1.5**
Phenol	ND	6.4	ug/kg	1.9
Pyrene	**9.9**	**6.4**	**ug/kg**	**1.9**
2,4,5-Trichlorophenol	ND	32	ug/kg	2.6
2,4,6-Trichlorophenol	ND	32	ug/kg	2.6

(Continued on next page)

Tetra Tech NUS, Inc

Client Sample ID: FMC-16

GC/MS Semivolatiles

Lot-Sample #...: C7K020180-009 Work Order #...: KAET31AU Matrix.....: SOLID

SURROGATE	PERCENT RECOVERY	RECOVERY LIMITS
Nitrobenzene-d5	74	(27 - 110)
Terphenyl-d14	74	(21 - 130)
2-Fluorobiphenyl	70	(28 - 108)
2-Fluorophenol	72	(28 - 107)
Phenol-d5	75	(30 - 112)
2,4,6-Tribromophenol	65	(21 - 116)

NOTE(S):

Results and reporting limits have been adjusted for dry weight.

J Estimated result. Result is less than RL.

B Method blank contamination. The associated method blank contains the target analyte at a reportable level.

Tetra Tech NUS, Inc

Client Sample ID: FMC-17

GC/MS Semivolatiles

Lot-Sample #...:	C7K020180-010	**Work Order #...:**	KAET71AU	**Matrix.....:**	SOLID
Date Sampled...:	10/31/07	**Date Received..:**	11/02/07	**MS Run #.....:**	7313018
Prep Date.....:	11/09/07	**Analysis Date..:**	11/23/07		
Prep Batch #...:	7313027	**Analysis Time..:**	21:15		
Dilution Factor:	3.25	**Initial Wgt/Vol:**	23.1 g	**Final Wgt/Vol..:**	0.5 mL
% Moisture.....:	32	**Analyst ID.....:**	045183	**Instrument ID..:**	71
		Method.....:	SW846 8270C		

PARAMETER	RESULT	REPORTING LIMIT	UNITS	MDL
Acenaphthene	ND	32	ug/kg	8.2
Acenaphthylene	**26 J**	**32**	**ug/kg**	**9.2**
Acetophenone	ND	160	ug/kg	9.6
Anthracene	**27 J**	**32**	**ug/kg**	**9.0**
Atrazine	ND	160	ug/kg	11
Benzo(a)anthracene	**46**	**32**	**ug/kg**	**6.3**
Benzo(a)pyrene	**53**	**32**	**ug/kg**	**4.9**
Benzo(b)fluoranthene	**79**	**32**	**ug/kg**	**6.1**
Benzo(ghi)perylene	**58**	**32**	**ug/kg**	**5.4**
Benzo(k)fluoranthene	ND	32	ug/kg	5.1
Benzaldehyde	**120 J**	**160**	**ug/kg**	**17**
1,1'-Biphenyl	ND	160	ug/kg	8.7
bis(2-Chloroethoxy) methane	ND	160	ug/kg	7.4
bis(2-Chloroethyl)-ether	ND	32	ug/kg	3.6
bis(2-Ethylhexyl) phthalate	**66 J**	**160**	**ug/kg**	**12**
4-Bromophenyl phenyl ether	ND	160	ug/kg	7.1
Butyl benzyl phthalate	**50 J**	**160**	**ug/kg**	**13**
Caprolactam	ND	160	ug/kg	30
Carbazole	ND	32	ug/kg	6.5
4-Chloroaniline	ND	160	ug/kg	14
4-Chloro-3-methylphenol	ND	160	ug/kg	9.7
2-Chloronaphthalene	ND	32	ug/kg	9.2
2-Chlorophenol	ND	160	ug/kg	8.0
4-Chlorophenyl phenyl ether	ND	160	ug/kg	7.9
Chrysene	**51**	**32**	**ug/kg**	**6.3**
Dibenz(a,h)anthracene	**13 J**	**32**	**ug/kg**	**10**
Dibenzofuran	ND	160	ug/kg	8.8
3,3'-Dichlorobenzidine	ND	160	ug/kg	36
2,4-Dichlorophenol	ND	32	ug/kg	4.7
Diethyl phthalate	ND	160	ug/kg	14
2,4-Dimethylphenol	ND	160	ug/kg	6.8
Dimethyl phthalate	ND	160	ug/kg	9.0

(Continued on next page)

Tetra Tech NUS, Inc

Client Sample ID: FMC-17

GC/MS Semivolatiles

Lot-Sample #...: C7K020180-010 Work Order #...: KAET71AU Matrix.....: SOLID

PARAMETER	RESULT	REPORTING LIMIT	UNITS	MDL
Di-n-butyl phthalate	ND	160	ug/kg	26
4,6-Dinitro-2-methylphenol	ND	810	ug/kg	110
2,4-Dinitrophenol	ND	810	ug/kg	190
2,4-Dinitrotoluene	ND	160	ug/kg	8.2
2,6-Dinitrotoluene	ND	160	ug/kg	10
Di-n-octyl phthalate	ND	160	ug/kg	11
Fluoranthene	**85**	**32**	**ug/kg**	**10**
Fluorene	**7.9 J**	**32**	**ug/kg**	**7.7**
Hexachlorobenzene	ND	32	ug/kg	9.5
Hexachlorobutadiene	ND	32	ug/kg	9.7
Hexachlorocyclopentadiene	ND	160	ug/kg	7.3
Hexachloroethane	ND	160	ug/kg	7.1
Indeno(1,2,3-cd)pyrene	**48**	**32**	**ug/kg**	**5.6**
Isophorone	ND	160	ug/kg	8.8
2-Methylnaphthalene	**8.9 J**	**32**	**ug/kg**	**8.8**
2-Methylphenol	ND	160	ug/kg	9.9
4-Methylphenol	ND	160	ug/kg	9.9
Naphthalene	**11 J**	**32**	**ug/kg**	**7.7**
2-Nitroaniline	ND	810	ug/kg	9.5
3-Nitroaniline	ND	810	ug/kg	14
4-Nitroaniline	ND	810	ug/kg	6.7
Nitrobenzene	ND	32	ug/kg	3.9
2-Nitrophenol	ND	160	ug/kg	13
4-Nitrophenol	ND	810	ug/kg	12
N-Nitrosodi-n-propylamine	ND	32	ug/kg	3.9
N-Nitrosodiphenylamine	ND	32	ug/kg	8.6
2,2'-oxybis(1-Chloropropane)	ND	32	ug/kg	9.5
Pentachlorophenol	ND	160	ug/kg	12
Phenanthrene	**33**	**32**	**ug/kg**	**7.6**
Phenol	ND	32	ug/kg	9.6
Pyrene	**84**	**32**	**ug/kg**	**9.7**
2,4,5-Trichlorophenol	ND	160	ug/kg	13
2,4,6-Trichlorophenol	ND	160	ug/kg	13

(Continued on next page)

Tetra Tech NUS, Inc

Client Sample ID: FMC-17

GC/MS Semivolatiles

Lot-Sample #...: C7K020180-010 **Work Order #...:** KAET71AU **Matrix.....:** SOLID

SURROGATE	PERCENT RECOVERY	RECOVERY LIMITS
Nitrobenzene-d5	74	(27 - 110)
Terphenyl-d14	80	(21 - 130)
2-Fluorobiphenyl	75	(28 - 108)
2-Fluorophenol	72	(28 - 107)
Phenol-d5	78	(30 - 112)
2,4,6-Tribromophenol	73	(21 - 116)

NOTE(S):

Results and reporting limits have been adjusted for dry weight.

J Estimated result. Result is less than RL.

Tetra Tech NUS, Inc

Client Sample ID: FMC-18

GC/MS Semivolatiles

Lot-Sample #...:	C7K020180-011	**Work Order #...:**	KAEVC1AU	**Matrix.....:**	SOLID
Date Sampled...:	10/31/07	**Date Received..:**	11/02/07	**MS Run #.....:**	7313018
Prep Date.....:	11/09/07	**Analysis Date..:**	11/23/07		
Prep Batch #...:	7313027	**Analysis Time..:**	21:33		
Dilution Factor:	5	**Initial Wgt/Vol:**	30 g	**Final Wgt/Vol..:**	0.5 mL
% Moisture.....:	70	**Analyst ID.....:**	045183	**Instrument ID..:**	71
		Method.....:	SW846 8270C		

PARAMETER	RESULT	REPORTING LIMIT	UNITS	MDL
Acenaphthene	ND	110	ug/kg	29
Acenaphthylene	**110**	**110**	**ug/kg**	**32**
Acetophenone	ND	550	ug/kg	34
Anthracene	ND	110	ug/kg	31
Atrazine	ND	550	ug/kg	38
Benzo(a)anthracene	**230**	**110**	**ug/kg**	**22**
Benzo(a)pyrene	**340**	**110**	**ug/kg**	**17**
Benzo(b)fluoranthene	**510**	**110**	**ug/kg**	**21**
Benzo(ghi)perylene	**370**	**110**	**ug/kg**	**19**
Benzo(k)fluoranthene	ND	110	ug/kg	18
Benzaldehyde	**450 J**	**550**	**ug/kg**	**59**
1,1'-Biphenyl	ND	550	ug/kg	30
bis(2-Chloroethoxy) methane	ND	550	ug/kg	26
bis(2-Chloroethyl)-ether	ND	110	ug/kg	12
bis(2-Ethylhexyl) phthalate	**260 J**	**550**	**ug/kg**	**42**
4-Bromophenyl phenyl ether	ND	550	ug/kg	25
Butyl benzyl phthalate	**170 J**	**550**	**ug/kg**	**44**
Caprolactam	**210 J**	**550**	**ug/kg**	**100**
Carbazole	ND	110	ug/kg	23
4-Chloroaniline	ND	550	ug/kg	48
4-Chloro-3-methylphenol	ND	550	ug/kg	34
2-Chloronaphthalene	ND	110	ug/kg	32
2-Chlorophenol	ND	550	ug/kg	28
4-Chlorophenyl phenyl ether	ND	550	ug/kg	27
Chrysene	**300**	**110**	**ug/kg**	**22**
Dibenz(a,h)anthracene	**77 J**	**110**	**ug/kg**	**35**
Dibenzofuran	ND	550	ug/kg	30
3,3'-Dichlorobenzidine	ND	550	ug/kg	120
2,4-Dichlorophenol	ND	110	ug/kg	16
Diethyl phthalate	ND	550	ug/kg	49
2,4-Dimethylphenol	ND	550	ug/kg	24
Dimethyl phthalate	ND	550	ug/kg	31

(Continued on next page)

Tetra Tech NUS, Inc

Client Sample ID: FMC-18

GC/MS Semivolatiles

Lot-Sample #...: C7K020180-011 **Work Order #...:** KAEVC1AU **Matrix.....:** SOLID

PARAMETER	RESULT	REPORTING LIMIT	UNITS	MDL
Di-n-butyl phthalate	ND	550	ug/kg	91
4,6-Dinitro-2-methylphenol	ND	2800	ug/kg	390
2,4-Dinitrophenol	ND	2800	ug/kg	650
2,4-Dinitrotoluene	ND	550	ug/kg	29
2,6-Dinitrotoluene	ND	550	ug/kg	36
Di-n-octyl phthalate	ND	550	ug/kg	38
Fluoranthene	**470**	**110**	**ug/kg**	**36**
Fluorene	**49 J**	**110**	**ug/kg**	**27**
Hexachlorobenzene	ND	110	ug/kg	33
Hexachlorobutadiene	ND	110	ug/kg	34
Hexachlorocyclopentadiene	ND	550	ug/kg	25
Hexachloroethane	ND	550	ug/kg	25
Indeno(1,2,3-cd)pyrene	**290**	**110**	**ug/kg**	**20**
Isophorone	ND	550	ug/kg	31
2-Methylnaphthalene	**60 J**	**110**	**ug/kg**	**31**
2-Methylphenol	**45 J**	**550**	**ug/kg**	**35**
4-Methylphenol	**45 J**	**550**	**ug/kg**	**35**
Naphthalene	**60 J**	**110**	**ug/kg**	**27**
2-Nitroaniline	ND	2800	ug/kg	33
3-Nitroaniline	ND	2800	ug/kg	47
4-Nitroaniline	ND	2800	ug/kg	23
Nitrobenzene	ND	110	ug/kg	14
2-Nitrophenol	ND	550	ug/kg	44
4-Nitrophenol	ND	2800	ug/kg	43
N-Nitrosodi-n-propylamine	**140**	**110**	**ug/kg**	**14**
N-Nitrosodiphenylamine	ND	110	ug/kg	30
2,2'-oxybis(1-Chloropropane)	ND	110	ug/kg	33
Pentachlorophenol	ND	550	ug/kg	41
Phenanthrene	**180**	**110**	**ug/kg**	**26**
Phenol	ND	110	ug/kg	33
Pyrene	**520**	**110**	**ug/kg**	**34**
2,4,5-Trichlorophenol	ND	550	ug/kg	46
2,4,6-Trichlorophenol	ND	550	ug/kg	45

(Continued on next page)

Tetra Tech NUS, Inc

Client Sample ID: FMC-18

GC/MS Semivolatiles

Lot-Sample #...: C7K020180-011 **Work Order #...:** KAEVC1AU **Matrix.....:** SOLID

SURROGATE	PERCENT RECOVERY	RECOVERY LIMITS
Nitrobenzene-d5	58	(27 - 110)
Terphenyl-d14	65	(21 - 130)
2-Fluorobiphenyl	60	(28 - 108)
2-Fluorophenol	54	(28 - 107)
Phenol-d5	59	(30 - 112)
2,4,6-Tribromophenol	60	(21 - 116)

NOTE(S):

Results and reporting limits have been adjusted for dry weight.

J Estimated result. Result is less than RL.

Tetra Tech NUS, Inc

Client Sample ID: FMC-19

GC/MS Semivolatiles

Lot-Sample #...:	C7K020180-012	**Work Order #...:**	KAEVF1AU	**Matrix.....:**	SOLID
Date Sampled...:	10/31/07	**Date Received..:**	11/02/07	**MS Run #.....:**	7313018
Prep Date.....:	11/09/07	**Analysis Date..:**	11/23/07		
Prep Batch #...:	7313027	**Analysis Time..:**	21:51		
Dilution Factor:	5	**Initial Wgt/Vol:**	30 g	**Final Wgt/Vol..:**	0.5 mL
% Moisture.....:	68	**Analyst ID.....:**	045183	**Instrument ID..:**	71
		Method.....:	SW846 8270C		

PARAMETER	RESULT	REPORTING LIMIT	UNITS	MDL
Acenaphthene	**27 J**	**100**	**ug/kg**	**27**
Acenaphthylene	**120**	**100**	**ug/kg**	**30**
Acetophenone	ND	520	ug/kg	32
Anthracene	**160**	**100**	**ug/kg**	**29**
Atrazine	ND	520	ug/kg	36
Benzo(a)anthracene	**330**	**100**	**ug/kg**	**21**
Benzo(a)pyrene	**400**	**100**	**ug/kg**	**16**
Benzo(b)fluoranthene	**750**	**100**	**ug/kg**	**20**
Benzo(ghi)perylene	**450**	**100**	**ug/kg**	**18**
Benzo(k)fluoranthene	ND	100	ug/kg	17
Benzaldehyde	**420 J**	**520**	**ug/kg**	**55**
1,1'-Biphenyl	ND	520	ug/kg	29
bis(2-Chloroethoxy) methane	ND	520	ug/kg	24
bis(2-Chloroethyl)-ether	ND	100	ug/kg	12
bis(2-Ethylhexyl) phthalate	**220 J**	**520**	**ug/kg**	**40**
4-Bromophenyl phenyl ether	ND	520	ug/kg	23
Butyl benzyl phthalate	**170 J**	**520**	**ug/kg**	**42**
Caprolactam	ND	520	ug/kg	98
Carbazole	**27 J**	**100**	**ug/kg**	**21**
4-Chloroaniline	ND	520	ug/kg	45
4-Chloro-3-methylphenol	ND	520	ug/kg	32
2-Chloronaphthalene	ND	100	ug/kg	30
2-Chlorophenol	ND	520	ug/kg	26
4-Chlorophenyl phenyl ether	ND	520	ug/kg	26
Chrysene	**360**	**100**	**ug/kg**	**21**
Dibenz(a,h)anthracene	**69 J**	**100**	**ug/kg**	**33**
Dibenzofuran	ND	520	ug/kg	29
3,3'-Dichlorobenzidine	ND	520	ug/kg	120
2,4-Dichlorophenol	ND	100	ug/kg	15
Diethyl phthalate	ND	520	ug/kg	46
2,4-Dimethylphenol	ND	520	ug/kg	22
Dimethyl phthalate	ND	520	ug/kg	29

(Continued on next page)

Tetra Tech NUS, Inc

Client Sample ID: FMC-19

GC/MS Semivolatiles

Lot-Sample #...: C7K020180-012 Work Order #...: KAEVF1AU Matrix.....: SOLID

PARAMETER	RESULT	REPORTING LIMIT	UNITS	MDL
Di-n-butyl phthalate	ND	520	ug/kg	86
4,6-Dinitro-2-methylphenol	ND	2700	ug/kg	370
2,4-Dinitrophenol	ND	2700	ug/kg	610
2,4-Dinitrotoluene	ND	520	ug/kg	27
2,6-Dinitrotoluene	ND	520	ug/kg	33
Di-n-octyl phthalate	ND	520	ug/kg	36
Fluoranthene	**590**	**100**	**ug/kg**	**34**
Fluorene	**63 J**	**100**	**ug/kg**	**25**
Hexachlorobenzene	ND	100	ug/kg	31
Hexachlorobutadiene	ND	100	ug/kg	32
Hexachlorocyclopentadiene	ND	520	ug/kg	24
Hexachloroethane	ND	520	ug/kg	23
Indeno(1,2,3-cd)pyrene	**350**	**100**	**ug/kg**	**18**
Isophorone	ND	520	ug/kg	29
2-Methylnaphthalene	**69 J**	**100**	**ug/kg**	**29**
2-Methylphenol	ND	520	ug/kg	32
4-Methylphenol	**35 J**	**520**	**ug/kg**	**33**
Naphthalene	**83 J**	**100**	**ug/kg**	**25**
2-Nitroaniline	ND	2700	ug/kg	31
3-Nitroaniline	ND	2700	ug/kg	45
4-Nitroaniline	ND	2700	ug/kg	22
Nitrobenzene	ND	100	ug/kg	13
2-Nitrophenol	ND	520	ug/kg	41
4-Nitrophenol	ND	2700	ug/kg	40
N-Nitrosodi-n-propylamine	ND	100	ug/kg	13
N-Nitrosodiphenylamine	ND	100	ug/kg	28
2,2'-oxybis(1-Chloropropane)	ND	100	ug/kg	31
Pentachlorophenol	ND	520	ug/kg	39
Phenanthrene	**210**	**100**	**ug/kg**	**25**
Phenol	ND	100	ug/kg	31
Pyrene	**640**	**100**	**ug/kg**	**32**
2,4,5-Trichlorophenol	ND	520	ug/kg	43
2,4,6-Trichlorophenol	ND	520	ug/kg	42

(Continued on next page)

Tetra Tech NUS, Inc

Client Sample ID: FMC-19

GC/MS Semivolatiles

Lot-Sample #...: C7K020180-012 **Work Order #...:** KAEVF1AU **Matrix.....:** SOLID

SURROGATE	PERCENT RECOVERY	RECOVERY LIMITS
Nitrobenzene-d5	66	(27 - 110)
Terphenyl-d14	69	(21 - 130)
2-Fluorobiphenyl	68	(28 - 108)
2-Fluorophenol	61	(28 - 107)
Phenol-d5	67	(30 - 112)
2,4,6-Tribromophenol	68	(21 - 116)

NOTE(S):

Results and reporting limits have been adjusted for dry weight.

J Estimated result. Result is less than RL.

Tetra Tech NUS, Inc

Client Sample ID: FMC-20

GC/MS Semivolatiles

Lot-Sample #...:	C7K020180-013	**Work Order #...:**	KAEVN1AU	**Matrix.....:**	SOLID
Date Sampled...:	10/31/07	**Date Received..:**	11/02/07	**MS Run #.....:**	7313018
Prep Date.....:	11/09/07	**Analysis Date..:**	11/23/07		
Prep Batch #...:	7313027	**Analysis Time..:**	22:10		
Dilution Factor:	5	**Initial Wgt/Vol:**	30 g	**Final Wgt/Vol..:**	0.5 mL
% Moisture.....:	73	**Analyst ID.....:**	045183	**Instrument ID..:**	71
		Method.....:	SW846 8270C		

PARAMETER	RESULT	REPORTING LIMIT	UNITS	MDL
Acenaphthene	ND	120	ug/kg	32
Acenaphthylene	**110 J**	**120**	**ug/kg**	**35**
Acetophenone	ND	600	ug/kg	37
Anthracene	**120**	**120**	**ug/kg**	**34**
Atrazine	ND	600	ug/kg	42
Benzo(a)anthracene	**260**	**120**	**ug/kg**	**24**
Benzo(a)pyrene	**330**	**120**	**ug/kg**	**19**
Benzo(b)fluoranthene	**430**	**120**	**ug/kg**	**23**
Benzo(ghi)perylene	**340**	**120**	**ug/kg**	**21**
Benzo(k)fluoranthene	ND	120	ug/kg	19
Benzaldehyde	**480 J**	**600**	**ug/kg**	**64**
1,1'-Biphenyl	ND	600	ug/kg	33
bis(2-Chloroethoxy) methane	ND	600	ug/kg	28
bis(2-Chloroethyl)-ether	ND	120	ug/kg	14
bis(2-Ethylhexyl) phthalate	**250 J**	**600**	**ug/kg**	**47**
4-Bromophenyl phenyl ether	ND	600	ug/kg	27
Butyl benzyl phthalate	**190 J**	**600**	**ug/kg**	**49**
Caprolactam	ND	600	ug/kg	110
Carbazole	ND	120	ug/kg	25
4-Chloroaniline	ND	600	ug/kg	52
4-Chloro-3-methylphenol	ND	600	ug/kg	37
2-Chloronaphthalene	ND	120	ug/kg	35
2-Chlorophenol	ND	600	ug/kg	31
4-Chlorophenyl phenyl ether	ND	600	ug/kg	30
Chrysene	**320**	**120**	**ug/kg**	**24**
Dibenz(a,h)anthracene	**68 J**	**120**	**ug/kg**	**39**
Dibenzofuran	ND	600	ug/kg	34
3,3'-Dichlorobenzidine	ND	600	ug/kg	140
2,4-Dichlorophenol	ND	120	ug/kg	18
Diethyl phthalate	ND	600	ug/kg	54
2,4-Dimethylphenol	ND	600	ug/kg	26
Dimethyl phthalate	ND	600	ug/kg	34

(Continued on next page)

Tetra Tech NUS, Inc

Client Sample ID: FMC-20

GC/MS Semivolatiles

Lot-Sample #...: C7K020180-013 Work Order #...: KAEVN1AU Matrix.....: SOLID

PARAMETER	RESULT	REPORTING LIMIT	UNITS	MDL
Di-n-butyl phthalate	ND	600	ug/kg	100
4,6-Dinitro-2-methylphenol	ND	3100	ug/kg	430
2,4-Dinitrophenol	ND	3100	ug/kg	720
2,4-Dinitrotoluene	ND	600	ug/kg	31
2,6-Dinitrotoluene	ND	600	ug/kg	39
Di-n-octyl phthalate	ND	600	ug/kg	42
Fluoranthene	**520**	**120**	**ug/kg**	**39**
Fluorene	**54 J**	**120**	**ug/kg**	**29**
Hexachlorobenzene	ND	120	ug/kg	36
Hexachlorobutadiene	ND	120	ug/kg	37
Hexachlorocyclopentadiene	ND	600	ug/kg	28
Hexachloroethane	ND	600	ug/kg	27
Indeno(1,2,3-cd)pyrene	**270**	**120**	**ug/kg**	**22**
Isophorone	ND	600	ug/kg	34
2-Methylnaphthalene	**51 J**	**120**	**ug/kg**	**34**
2-Methylphenol	ND	600	ug/kg	38
4-Methylphenol	ND	600	ug/kg	38
Naphthalene	**54 J**	**120**	**ug/kg**	**29**
2-Nitroaniline	ND	3100	ug/kg	36
3-Nitroaniline	ND	3100	ug/kg	52
4-Nitroaniline	ND	3100	ug/kg	26
Nitrobenzene	ND	120	ug/kg	15
2-Nitrophenol	ND	600	ug/kg	48
4-Nitrophenol	ND	3100	ug/kg	47
N-Nitrosodi-n-propylamine	ND	120	ug/kg	15
N-Nitrosodiphenylamine	ND	120	ug/kg	33
2,2'-oxybis(1-Chloropropane)	ND	120	ug/kg	36
Pentachlorophenol	ND	600	ug/kg	45
Phenanthrene	**180**	**120**	**ug/kg**	**29**
Phenol	ND	120	ug/kg	37
Pyrene	**570**	**120**	**ug/kg**	**37**
2,4,5-Trichlorophenol	ND	600	ug/kg	50
2,4,6-Trichlorophenol	ND	600	ug/kg	49

(Continued on next page)

Tetra Tech NUS, Inc

Client Sample ID: FMC-20

GC/MS Semivolatiles

Lot-Sample #...: C7K020180-013 **Work Order #...:** KAEVN1AU **Matrix.....:** SOLID

SURROGATE	PERCENT RECOVERY	RECOVERY LIMITS
Nitrobenzene-d5	53	(27 - 110)
Terphenyl-d14	59	(21 - 130)
2-Fluorobiphenyl	59	(28 - 108)
2-Fluorophenol	49	(28 - 107)
Phenol-d5	55	(30 - 112)
2,4,6-Tribromophenol	57	(21 - 116)

NOTE(S):

Results and reporting limits have been adjusted for dry weight.

J Estimated result. Result is less than RL.

Tetra Tech NUS, Inc

Client Sample ID: FMC-21

GC/MS Semivolatiles

Lot-Sample #...: C7K020180-014	Work Order #...: KAEV01AU	Matrix.....: SOLID
Date Sampled...: 10/31/07	Date Received..: 11/02/07	MS Run #.....: 7313018
Prep Date.....: 11/09/07	Analysis Date..: 11/23/07	
Prep Batch #...: 7313027	Analysis Time..: 22:28	
Dilution Factor: 0.75	Initial Wgt/Vol: 20 g	Final Wgt/Vol..: 0.5 mL
% Moisture.....: 24	Analyst ID.....: 045183	Instrument ID..: 71
	Method.....: SW846 8270C	

PARAMETER	RESULT	REPORTING LIMIT	UNITS	MDL
Acenaphthene	**1.7 J**	**6.6**	**ug/kg**	**1.7**
Acenaphthylene	**4.5 J**	**6.6**	**ug/kg**	**1.9**
Acetophenone	ND	33	ug/kg	2.0
Anthracene	**4.9 J**	**6.6**	**ug/kg**	**1.9**
Atrazine	ND	33	ug/kg	2.3
Benzo(a)anthracene	**19**	**6.6**	**ug/kg**	**1.3**
Benzo(a)pyrene	**20**	**6.6**	**ug/kg**	**1.0**
Benzo(b)fluoranthene	**23**	**6.6**	**ug/kg**	**1.3**
Benzo(ghi)perylene	**16**	**6.6**	**ug/kg**	**1.1**
Benzo(k)fluoranthene	ND	6.6	ug/kg	1.1
Benzaldehyde	**26 J**	**33**	**ug/kg**	**3.5**
1,1'-Biphenyl	ND	33	ug/kg	1.8
bis(2-Chloroethoxy) methane	ND	33	ug/kg	1.5
bis(2-Chloroethyl)-ether	ND	6.6	ug/kg	0.74
bis(2-Ethylhexyl) phthalate	**18 J**	**33**	**ug/kg**	**2.5**
4-Bromophenyl phenyl ether	ND	33	ug/kg	1.5
Butyl benzyl phthalate	**15 J**	**33**	**ug/kg**	**2.6**
Caprolactam	**27 J**	**33**	**ug/kg**	**6.2**
Carbazole	ND	6.6	ug/kg	1.3
4-Chloroaniline	ND	33	ug/kg	2.8
4-Chloro-3-methylphenol	ND	33	ug/kg	2.0
2-Chloronaphthalene	ND	6.6	ug/kg	1.9
2-Chlorophenol	ND	33	ug/kg	1.7
4-Chlorophenyl phenyl ether	ND	33	ug/kg	1.6
Chrysene	**19**	**6.6**	**ug/kg**	**1.3**
Dibenz(a,h)anthracene	**3.8 J**	**6.6**	**ug/kg**	**2.1**
Dibenzofuran	ND	33	ug/kg	1.8
3,3'-Dichlorobenzidine	ND	33	ug/kg	7.4
2,4-Dichlorophenol	ND	6.6	ug/kg	0.98
Diethyl phthalate	**4.4 J,B**	**33**	**ug/kg**	**2.9**
2,4-Dimethylphenol	ND	33	ug/kg	1.4
Dimethyl phthalate	ND	33	ug/kg	1.9

(Continued on next page)

Tetra Tech NUS, Inc

Client Sample ID: FMC-21

GC/MS Semivolatiles

Lot-Sample #...: C7K020180-014 Work Order #...: KAEV01AU Matrix.....: SOLID

PARAMETER	RESULT	REPORTING LIMIT	UNITS	MDL
Di-n-butyl phthalate	**6.2 J**	**33**	**ug/kg**	**5.4**
4,6-Dinitro-2-methylphenol	ND	170	ug/kg	23
2,4-Dinitrophenol	ND	170	ug/kg	39
2,4-Dinitrotoluene	ND	33	ug/kg	1.7
2,6-Dinitrotoluene	ND	33	ug/kg	2.1
Di-n-octyl phthalate	ND	33	ug/kg	2.3
Fluoranthene	**42**	**6.6**	**ug/kg**	**2.1**
Fluorene	**2.0 J**	**6.6**	**ug/kg**	**1.6**
Hexachlorobenzene	ND	6.6	ug/kg	2.0
Hexachlorobutadiene	ND	6.6	ug/kg	2.0
Hexachlorocyclopentadiene	ND	33	ug/kg	1.5
Hexachloroethane	ND	33	ug/kg	1.5
Indeno(1,2,3-cd)pyrene	**14**	**6.6**	**ug/kg**	**1.2**
Isophorone	ND	33	ug/kg	1.8
2-Methylnaphthalene	ND	6.6	ug/kg	1.8
2-Methylphenol	ND	33	ug/kg	2.1
4-Methylphenol	ND	33	ug/kg	2.1
Naphthalene	**1.7 J**	**6.6**	**ug/kg**	**1.6**
2-Nitroaniline	ND	170	ug/kg	2.0
3-Nitroaniline	ND	170	ug/kg	2.8
4-Nitroaniline	ND	170	ug/kg	1.4
Nitrobenzene	ND	6.6	ug/kg	0.82
2-Nitrophenol	ND	33	ug/kg	2.6
4-Nitrophenol	ND	170	ug/kg	2.6
N-Nitrosodi-n-propylamine	ND	6.6	ug/kg	0.80
N-Nitrosodiphenylamine	ND	6.6	ug/kg	1.8
2,2'-oxybis(1-Chloropropane)	ND	6.6	ug/kg	2.0
Pentachlorophenol	ND	33	ug/kg	2.4
Phenanthrene	**12**	**6.6**	**ug/kg**	**1.6**
Phenol	ND	6.6	ug/kg	2.0
Pyrene	**41**	**6.6**	**ug/kg**	**2.0**
2,4,5-Trichlorophenol	ND	33	ug/kg	2.7
2,4,6-Trichlorophenol	ND	33	ug/kg	2.7

(Continued on next page)

Tetra Tech NUS, Inc

Client Sample ID: FMC-21

GC/MS Semivolatiles

Lot-Sample #...: C7K020180-014 **Work Order #...:** KAEV01AU **Matrix.....:** SOLID

SURROGATE	PERCENT RECOVERY	RECOVERY LIMITS
Nitrobenzene-d5	73	(27 - 110)
Terphenyl-d14	71	(21 - 130)
2-Fluorobiphenyl	66	(28 - 108)
2-Fluorophenol	68	(28 - 107)
Phenol-d5	71	(30 - 112)
2,4,6-Tribromophenol	64	(21 - 116)

NOTE(S):

Results and reporting limits have been adjusted for dry weight.

J Estimated result. Result is less than RL.

B Method blank contamination. The associated method blank contains the target analyte at a reportable level.

Tetra Tech NUS, Inc

Client Sample ID: FMC-22

GC/MS Semivolatiles

Lot-Sample #...: C7K020180-015	**Work Order #...:** KAEV31AU	**Matrix.....:** SOLID
Date Sampled...: 10/31/07	**Date Received..:** 11/02/07	**MS Run #.....:** 7313018
Prep Date.....: 11/09/07	**Analysis Date..:** 11/23/07	
Prep Batch #...: 7313027	**Analysis Time..:** 22:46	
Dilution Factor: 0.75	**Initial Wgt/Vol:** 20 g	**Final Wgt/Vol..:** 0.5 mL
% Moisture.....: 25	**Analyst ID.....:** 045183	**Instrument ID..:** 71
	Method.....: SW846 8270C	

PARAMETER	RESULT	REPORTING LIMIT	UNITS	MDL
Acenaphthene	ND	6.7	ug/kg	1.7
Acenaphthylene	**2.3 J**	**6.7**	**ug/kg**	**1.9**
Acetophenone	ND	33	ug/kg	2.0
Anthracene	**2.4 J**	**6.7**	**ug/kg**	**1.9**
Atrazine	ND	33	ug/kg	2.3
Benzo(a)anthracene	**3.6 J**	**6.7**	**ug/kg**	**1.3**
Benzo(a)pyrene	**4.9 J**	**6.7**	**ug/kg**	**1.0**
Benzo(b)fluoranthene	**6.4 J**	**6.7**	**ug/kg**	**1.3**
Benzo(ghi)perylene	**5.6 J**	**6.7**	**ug/kg**	**1.1**
Benzo(k)fluoranthene	ND	6.7	ug/kg	1.1
Benzaldehyde	ND	33	ug/kg	3.5
1,1'-Biphenyl	ND	33	ug/kg	1.8
bis(2-Chloroethoxy) methane	ND	33	ug/kg	1.5
bis(2-Chloroethyl)-ether	ND	6.7	ug/kg	0.74
bis(2-Ethylhexyl) phthalate	**16 J**	**33**	**ug/kg**	**2.5**
4-Bromophenyl phenyl ether	ND	33	ug/kg	1.5
Butyl benzyl phthalate	**15 J**	**33**	**ug/kg**	**2.7**
Caprolactam	**27 J**	**33**	**ug/kg**	**6.3**
Carbazole	ND	6.7	ug/kg	1.4
4-Chloroaniline	ND	33	ug/kg	2.8
4-Chloro-3-methylphenol	ND	33	ug/kg	2.0
2-Chloronaphthalene	ND	6.7	ug/kg	1.9
2-Chlorophenol	ND	33	ug/kg	1.7
4-Chlorophenyl phenyl ether	ND	33	ug/kg	1.6
Chrysene	**4.9 J**	**6.7**	**ug/kg**	**1.3**
Dibenz(a,h)anthracene	ND	6.7	ug/kg	2.1
Dibenzofuran	ND	33	ug/kg	1.8
3,3'-Dichlorobenzidine	ND	33	ug/kg	7.4
2,4-Dichlorophenol	ND	6.7	ug/kg	0.99
Diethyl phthalate	**4.7 J,B**	**33**	**ug/kg**	**3.0**
2,4-Dimethylphenol	ND	33	ug/kg	1.4
Dimethyl phthalate	ND	33	ug/kg	1.9

(Continued on next page)

Tetra Tech NUS, Inc

Client Sample ID: FMC-22

GC/MS Semivolatiles

Lot-Sample #...: C7K020180-015 Work Order #...: KAEV31AU Matrix.....: SOLID

PARAMETER	RESULT	REPORTING LIMIT	UNITS	MDL
Di-n-butyl phthalate	**6.0 J**	**33**	**ug/kg**	**5.5**
4,6-Dinitro-2-methylphenol	ND	170	ug/kg	23
2,4-Dinitrophenol	ND	170	ug/kg	39
2,4-Dinitrotoluene	ND	33	ug/kg	1.7
2,6-Dinitrotoluene	ND	33	ug/kg	2.1
Di-n-octyl phthalate	ND	33	ug/kg	2.3
Fluoranthene	**7.2**	**6.7**	**ug/kg**	**2.1**
Fluorene	ND	6.7	ug/kg	1.6
Hexachlorobenzene	ND	6.7	ug/kg	2.0
Hexachlorobutadiene	ND	6.7	ug/kg	2.0
Hexachlorocyclopentadiene	ND	33	ug/kg	1.5
Hexachloroethane	ND	33	ug/kg	1.5
Indeno(1,2,3-cd)pyrene	**4.4 J**	**6.7**	**ug/kg**	**1.2**
Isophorone	ND	33	ug/kg	1.8
2-Methylnaphthalene	ND	6.7	ug/kg	1.8
2-Methylphenol	ND	33	ug/kg	2.1
4-Methylphenol	ND	33	ug/kg	2.1
Naphthalene	ND	6.7	ug/kg	1.6
2-Nitroaniline	ND	170	ug/kg	2.0
3-Nitroaniline	ND	170	ug/kg	2.8
4-Nitroaniline	ND	170	ug/kg	1.4
Nitrobenzene	ND	6.7	ug/kg	0.82
2-Nitrophenol	ND	33	ug/kg	2.6
4-Nitrophenol	ND	170	ug/kg	2.6
N-Nitrosodi-n-propylamine	ND	6.7	ug/kg	0.81
N-Nitrosodiphenylamine	ND	6.7	ug/kg	1.8
2,2'-oxybis(1-Chloropropane)	ND	6.7	ug/kg	2.0
Pentachlorophenol	ND	33	ug/kg	2.5
Phenanthrene	**4.3 J**	**6.7**	**ug/kg**	**1.6**
Phenol	ND	6.7	ug/kg	2.0
Pyrene	**7.8**	**6.7**	**ug/kg**	**2.0**
2,4,5-Trichlorophenol	ND	33	ug/kg	2.7
2,4,6-Trichlorophenol	ND	33	ug/kg	2.7

(Continued on next page)

Tetra Tech NUS, Inc

Client Sample ID: FMC-22

GC/MS Semivolatiles

Lot-Sample #...: C7K020180-015 Work Order #...: KAEV31AU Matrix.....: SOLID

SURROGATE	PERCENT RECOVERY	RECOVERY LIMITS
Nitrobenzene-d5	78	(27 - 110)
Terphenyl-d14	75	(21 - 130)
2-Fluorobiphenyl	71	(28 - 108)
2-Fluorophenol	75	(28 - 107)
Phenol-d5	77	(30 - 112)
2,4,6-Tribromophenol	68	(21 - 116)

NOTE(S):

Results and reporting limits have been adjusted for dry weight.

J Estimated result. Result is less than RL.

B Method blank contamination. The associated method blank contains the target analyte at a reportable level.

Tetra Tech NUS, Inc

Client Sample ID: FMC-23

GC/MS Semivolatiles

Lot-Sample #...:	C7K020180-016	**Work Order #...:**	KAEV91AU	**Matrix.....:**	SOLID
Date Sampled...:	10/31/07	**Date Received..:**	11/02/07	**MS Run #.....:**	7313018
Prep Date.....:	11/09/07	**Analysis Date..:**	11/23/07		
Prep Batch #...:	7313027	**Analysis Time..:**	23:04		
Dilution Factor:	1.4	**Initial Wgt/Vol:**	21.5 g	**Final Wgt/Vol..:**	0.5 mL
% Moisture.....:	29	**Analyst ID.....:**	045183	**Instrument ID..:**	71
		Method.....:	SW846 8270C		

PARAMETER	RESULT	REPORTING LIMIT	UNITS	MDL
Acenaphthene	ND	13	ug/kg	3.4
Acenaphthylene	**15**	**13**	**ug/kg**	**3.8**
Acetophenone	ND	65	ug/kg	4.0
Anthracene	**16**	**13**	**ug/kg**	**3.7**
Atrazine	ND	65	ug/kg	4.5
Benzo(a)anthracene	**28**	**13**	**ug/kg**	**2.6**
Benzo(a)pyrene	**35**	**13**	**ug/kg**	**2.0**
Benzo(b)fluoranthene	**45**	**13**	**ug/kg**	**2.5**
Benzo(ghi)perylene	**39**	**13**	**ug/kg**	**2.2**
Benzo(k)fluoranthene	ND	13	ug/kg	2.1
Benzaldehyde	**52 J**	**65**	**ug/kg**	**7.0**
1,1'-Biphenyl	ND	65	ug/kg	3.6
bis(2-Chloroethoxy) methane	ND	65	ug/kg	3.1
bis(2-Chloroethyl)-ether	ND	13	ug/kg	1.5
bis(2-Ethylhexyl) phthalate	**32 J**	**65**	**ug/kg**	**5.0**
4-Bromophenyl phenyl ether	ND	65	ug/kg	2.9
Butyl benzyl phthalate	**23 J**	**65**	**ug/kg**	**5.3**
Caprolactam	**32 J**	**65**	**ug/kg**	**12**
Carbazole	ND	13	ug/kg	2.7
4-Chloroaniline	ND	65	ug/kg	5.6
4-Chloro-3-methylphenol	ND	65	ug/kg	4.0
2-Chloronaphthalene	ND	13	ug/kg	3.8
2-Chlorophenol	ND	65	ug/kg	3.3
4-Chlorophenyl phenyl ether	ND	65	ug/kg	3.2
Chrysene	**33**	**13**	**ug/kg**	**2.6**
Dibenz(a,h)anthracene	**8.5 J**	**13**	**ug/kg**	**4.2**
Dibenzofuran	ND	65	ug/kg	3.6
3,3'-Dichlorobenzidine	ND	65	ug/kg	15
2,4-Dichlorophenol	ND	13	ug/kg	2.0
Diethyl phthalate	ND	65	ug/kg	5.8
2,4-Dimethylphenol	ND	65	ug/kg	2.8
Dimethyl phthalate	ND	65	ug/kg	3.7

(Continued on next page)

Tetra Tech NUS, Inc

Client Sample ID: FMC-23

GC/MS Semivolatiles

Lot-Sample #...: C7K020180-016 Work Order #...: KAEV91AU Matrix.....: SOLID

PARAMETER	RESULT	REPORTING LIMIT	UNITS	MDL
Di-n-butyl phthalate	ND	65	ug/kg	11
4,6-Dinitro-2-methylphenol	ND	340	ug/kg	46
2,4-Dinitrophenol	ND	340	ug/kg	77
2,4-Dinitrotoluene	ND	65	ug/kg	3.4
2,6-Dinitrotoluene	ND	65	ug/kg	4.2
Di-n-octyl phthalate	**59 J**	**65**	**ug/kg**	**4.6**
Fluoranthene	**53**	**13**	**ug/kg**	**4.2**
Fluorene	**5.9 J**	**13**	**ug/kg**	**3.2**
Hexachlorobenzene	ND	13	ug/kg	3.9
Hexachlorobutadiene	ND	13	ug/kg	4.0
Hexachlorocyclopentadiene	ND	65	ug/kg	3.0
Hexachloroethane	ND	65	ug/kg	2.9
Indeno(1,2,3-cd)pyrene	**31**	**13**	**ug/kg**	**2.3**
Isophorone	ND	65	ug/kg	3.6
2-Methylnaphthalene	**5.5 J**	**13**	**ug/kg**	**3.6**
2-Methylphenol	ND	65	ug/kg	4.1
4-Methylphenol	ND	65	ug/kg	4.1
Naphthalene	**6.3 J**	**13**	**ug/kg**	**3.2**
2-Nitroaniline	ND	340	ug/kg	3.9
3-Nitroaniline	ND	340	ug/kg	5.6
4-Nitroaniline	ND	340	ug/kg	2.8
Nitrobenzene	ND	13	ug/kg	1.6
2-Nitrophenol	ND	65	ug/kg	5.2
4-Nitrophenol	ND	340	ug/kg	5.1
N-Nitrosodi-n-propylamine	ND	13	ug/kg	1.6
N-Nitrosodiphenylamine	ND	13	ug/kg	3.5
2,2'-oxybis(1-Chloropropane)	ND	13	ug/kg	3.9
Pentachlorophenol	ND	65	ug/kg	4.9
Phenanthrene	**21**	**13**	**ug/kg**	**3.1**
Phenol	ND	13	ug/kg	4.0
Pyrene	**53**	**13**	**ug/kg**	**4.0**
2,4,5-Trichlorophenol	ND	65	ug/kg	5.4
2,4,6-Trichlorophenol	ND	65	ug/kg	5.3

(Continued on next page)

Tetra Tech NUS, Inc

Client Sample ID: FMC-23

GC/MS Semivolatiles

Lot-Sample #...: C7K020180-016 **Work Order #...:** KAEV91AU **Matrix.....:** SOLID

SURROGATE	PERCENT RECOVERY	RECOVERY LIMITS
Nitrobenzene-d5	67	(27 - 110)
Terphenyl-d14	73	(21 - 130)
2-Fluorobiphenyl	66	(28 - 108)
2-Fluorophenol	64	(28 - 107)
Phenol-d5	67	(30 - 112)
2,4,6-Tribromophenol	66	(21 - 116)

NOTE(S):

Results and reporting limits have been adjusted for dry weight.

J Estimated result. Result is less than RL.

Tetra Tech NUS, Inc

Client Sample ID: FMC-24

GC/MS Semivolatiles

Lot-Sample #...: C7K020180-001	Work Order #...: KAEM31AU	Matrix.....: SOLID
Date Sampled...: 10/30/07	Date Received..: 11/02/07	MS Run #.....: 7313018
Prep Date.....: 11/09/07	Analysis Date..: 11/23/07	
Prep Batch #...: 7313027	Analysis Time..: 18:49	
Dilution Factor: 2.5	Initial Wgt/Vol: 30 g	Final Wgt/Vol..: 0.5 mL
% Moisture.....: 79	Analyst ID.....: 045183	Instrument ID..: 71
	Method.....: SW846 8270C	

PARAMETER	RESULT	REPORTING LIMIT	UNITS	MDL
Acenaphthene	**24 J**	**80**	**ug/kg**	**21**
Acenaphthylene	**160**	**80**	**ug/kg**	**23**
Acetophenone	ND	390	ug/kg	24
Anthracene	**170**	**80**	**ug/kg**	**22**
Atrazine	ND	390	ug/kg	27
Benzo(a)anthracene	**310**	**80**	**ug/kg**	**16**
Benzo(a)pyrene	**400**	**80**	**ug/kg**	**12**
Benzo(b)fluoranthene	**580**	**80**	**ug/kg**	**15**
Benzo(ghi)perylene	**430**	**80**	**ug/kg**	**13**
Benzo(k)fluoranthene	ND	80	ug/kg	13
Benzaldehyde	**330 J**	**390**	**ug/kg**	**42**
1,1'-Biphenyl	ND	390	ug/kg	22
bis(2-Chloroethoxy) methane	ND	390	ug/kg	18
bis(2-Chloroethyl)-ether	ND	80	ug/kg	8.9
bis(2-Ethylhexyl) phthalate	**220 J**	**390**	**ug/kg**	**30**
4-Bromophenyl phenyl ether	ND	390	ug/kg	18
Butyl benzyl phthalate	**130 J**	**390**	**ug/kg**	**32**
Caprolactam	**210 J**	**390**	**ug/kg**	**75**
Carbazole	**29 J**	**80**	**ug/kg**	**16**
4-Chloroaniline	ND	390	ug/kg	34
4-Chloro-3-methylphenol	ND	390	ug/kg	24
2-Chloronaphthalene	ND	80	ug/kg	23
2-Chlorophenol	ND	390	ug/kg	20
4-Chlorophenyl phenyl ether	ND	390	ug/kg	20
Chrysene	**360**	**80**	**ug/kg**	**16**
Dibenz(a,h)anthracene	**89**	**80**	**ug/kg**	**25**
Dibenzofuran	**30 J**	**390**	**ug/kg**	**22**
3,3'-Dichlorobenzidine	ND	390	ug/kg	89
2,4-Dichlorophenol	ND	80	ug/kg	12
Diethyl phthalate	**43 J,B**	**390**	**ug/kg**	**35**
2,4-Dimethylphenol	ND	390	ug/kg	17
Dimethyl phthalate	ND	390	ug/kg	22

(Continued on next page)

Tetra Tech NUS, Inc

Client Sample ID: FMC-24

GC/MS Semivolatiles

Lot-Sample #...: C7K020180-001 Work Order #...: KAEM31AU Matrix.....: SOLID

PARAMETER	RESULT	REPORTING LIMIT	UNITS	MDL
Di-n-butyl phthalate	ND	390	ug/kg	65
4,6-Dinitro-2-methylphenol	ND	2000	ug/kg	280
2,4-Dinitrophenol	ND	2000	ug/kg	470
2,4-Dinitrotoluene	ND	390	ug/kg	20
2,6-Dinitrotoluene	ND	390	ug/kg	25
Di-n-octyl phthalate	ND	390	ug/kg	28
Fluoranthene	**600**	**80**	**ug/kg**	**26**
Fluorene	**67 J**	**80**	**ug/kg**	**19**
Hexachlorobenzene	ND	80	ug/kg	24
Hexachlorobutadiene	ND	80	ug/kg	24
Hexachlorocyclopentadiene	ND	390	ug/kg	18
Hexachloroethane	ND	390	ug/kg	18
Indeno(1,2,3-cd)pyrene	**340**	**80**	**ug/kg**	**14**
Isophorone	ND	390	ug/kg	22
2-Methylnaphthalene	**76 J**	**80**	**ug/kg**	**22**
2-Methylphenol	ND	390	ug/kg	25
4-Methylphenol	**51 J**	**390**	**ug/kg**	**25**
Naphthalene	**85**	**80**	**ug/kg**	**19**
2-Nitroaniline	ND	2000	ug/kg	24
3-Nitroaniline	ND	2000	ug/kg	34
4-Nitroaniline	ND	2000	ug/kg	17
Nitrobenzene	ND	80	ug/kg	9.8
2-Nitrophenol	ND	390	ug/kg	31
4-Nitrophenol	ND	2000	ug/kg	31
N-Nitrosodi-n-propylamine	ND	80	ug/kg	9.7
N-Nitrosodiphenylamine	ND	80	ug/kg	21
2,2'-oxybis(1-Chloropropane)	ND	80	ug/kg	24
Pentachlorophenol	ND	390	ug/kg	29
Phenanthrene	**210**	**80**	**ug/kg**	**19**
Phenol	ND	80	ug/kg	24
Pyrene	**610**	**80**	**ug/kg**	**24**
2,4,5-Trichlorophenol	ND	390	ug/kg	33
2,4,6-Trichlorophenol	ND	390	ug/kg	32

(Continued on next page)

Tetra Tech NUS, Inc

Client Sample ID: FMC-24

GC/MS Semivolatiles

Lot-Sample #...: C7K020180-001 **Work Order #...:** KAEM31AU **Matrix.....:** SOLID

SURROGATE	PERCENT RECOVERY	RECOVERY LIMITS
Nitrobenzene-d5	51	(27 - 110)
Terphenyl-d14	55	(21 - 130)
2-Fluorobiphenyl	52	(28 - 108)
2-Fluorophenol	54	(28 - 107)
Phenol-d5	58	(30 - 112)
2,4,6-Tribromophenol	53	(21 - 116)

NOTE(S):

Results and reporting limits have been adjusted for dry weight.

J Estimated result. Result is less than RL.

B Method blank contamination. The associated method blank contains the target analyte at a reportable level.

Tetra Tech NUS, Inc

Client Sample ID: FMC-25

GC/MS Semivolatiles

Lot-Sample #...:	C7K020180-023	**Work Order #...:**	KAEW91AU	**Matrix.....:**	SOLID
Date Sampled...:	10/31/07 10:25	**Date Received..:**	11/02/07 09:45	**MS Run #.....:**	7314002
Prep Date.....:	11/10/07	**Analysis Date..:**	11/28/07		
Prep Batch #...:	7314010	**Analysis Time..:**	15:06		
Dilution Factor:	2.5	**Initial Wgt/Vol:**	30 g	**Final Wgt/Vol..:**	0.5 mL
% Moisture.....:	74	**Analyst ID.....:**	007062	**Instrument ID..:**	722
		Method.....:	SW846 8270C		

PARAMETER	RESULT	REPORTING LIMIT	UNITS	MDL
Acenaphthene	**30 J**	**64**	**ug/kg**	**17**
Acenaphthylene	**160**	**64**	**ug/kg**	**19**
Acetophenone	ND	320	ug/kg	19
Anthracene	**170**	**64**	**ug/kg**	**18**
Atrazine	ND	320	ug/kg	22
Benzo(a)anthracene	**330**	**64**	**ug/kg**	**13**
Benzo(a)pyrene	**400**	**64**	**ug/kg**	**9.8**
Benzo(b)fluoranthene	**590**	**64**	**ug/kg**	**12**
Benzo(ghi)perylene	**490**	**64**	**ug/kg**	**11**
Benzo(k)fluoranthene	**240**	**64**	**ug/kg**	**10**
Benzaldehyde	**64 J**	**320**	**ug/kg**	**34**
1,1'-Biphenyl	ND	320	ug/kg	18
bis(2-Chloroethoxy) methane	ND	320	ug/kg	15
bis(2-Chloroethyl)-ether	ND	64	ug/kg	7.2
bis(2-Ethylhexyl) phthalate	**190 J**	**320**	**ug/kg**	**24**
4-Bromophenyl phenyl ether	ND	320	ug/kg	14
Butyl benzyl phthalate	ND	320	ug/kg	26
Caprolactam	ND	320	ug/kg	60
Carbazole	ND	64	ug/kg	13
4-Chloroaniline	ND	320	ug/kg	27
4-Chloro-3-methylphenol	ND	320	ug/kg	19
2-Chloronaphthalene	ND	64	ug/kg	18
2-Chlorophenol	ND	320	ug/kg	16
4-Chlorophenyl phenyl ether	ND	320	ug/kg	16
Chrysene	**430**	**64**	**ug/kg**	**13**
Dibenz(a,h)anthracene	ND	64	ug/kg	20
Dibenzofuran	**41 J**	**320**	**ug/kg**	**18**
3,3'-Dichlorobenzidine	ND	320	ug/kg	72
2,4-Dichlorophenol	ND	64	ug/kg	9.5
Diethyl phthalate	ND	320	ug/kg	28
2,4-Dimethylphenol	ND	320	ug/kg	14
Dimethyl phthalate	ND	320	ug/kg	18

(Continued on next page)

Tetra Tech NUS, Inc

Client Sample ID: FMC-25

GC/MS Semivolatiles

Lot-Sample #...: C7K020180-023 Work Order #...: KAEW91AU Matrix.....: SOLID

PARAMETER	RESULT	REPORTING LIMIT	UNITS	MDL
Di-n-butyl phthalate	ND	320	ug/kg	53
4,6-Dinitro-2-methylphenol	ND	1600	ug/kg	220
2,4-Dinitrophenol	ND	1600	ug/kg	380
2,4-Dinitrotoluene	ND	320	ug/kg	16
2,6-Dinitrotoluene	ND	320	ug/kg	20
Di-n-octyl phthalate	ND	320	ug/kg	22
Fluoranthene	**600**	**64**	**ug/kg**	**21**
Fluorene	**74**	**64**	**ug/kg**	**15**
Hexachlorobenzene	ND	64	ug/kg	19
Hexachlorobutadiene	ND	64	ug/kg	19
Hexachlorocyclopentadiene	ND	320	ug/kg	15
Hexachloroethane	ND	320	ug/kg	14
Indeno(1,2,3-cd)pyrene	**470**	**64**	**ug/kg**	**11**
Isophorone	ND	320	ug/kg	18
2-Methylnaphthalene	**86**	**64**	**ug/kg**	**18**
2-Methylphenol	ND	320	ug/kg	20
4-Methylphenol	**59 J**	**320**	**ug/kg**	**20**
Naphthalene	**95**	**64**	**ug/kg**	**15**
2-Nitroaniline	ND	1600	ug/kg	19
3-Nitroaniline	ND	1600	ug/kg	27
4-Nitroaniline	ND	1600	ug/kg	13
Nitrobenzene	ND	64	ug/kg	7.9
2-Nitrophenol	ND	320	ug/kg	25
4-Nitrophenol	ND	1600	ug/kg	25
N-Nitrosodi-n-propylamine	ND	64	ug/kg	7.8
N-Nitrosodiphenylamine	ND	64	ug/kg	17
2,2'-oxybis(1-Chloropropane)	ND	64	ug/kg	19
Pentachlorophenol	ND	320	ug/kg	24
Phenanthrene	**260**	**64**	**ug/kg**	**15**
Phenol	ND	64	ug/kg	19
Pyrene	**840**	**64**	**ug/kg**	**19**
2,4,5-Trichlorophenol	ND	320	ug/kg	26
2,4,6-Trichlorophenol	ND	320	ug/kg	26

(Continued on next page)

Tetra Tech NUS, Inc

Client Sample ID: FMC-25

GC/MS Semivolatiles

Lot-Sample #...: C7K020180-023 Work Order #...: KAEW91AU Matrix.....: SOLID

SURROGATE	PERCENT RECOVERY	RECOVERY LIMITS
Nitrobenzene-d5	59	(27 - 110)
Terphenyl-d14	110	(21 - 130)
2-Fluorobiphenyl	87	(28 - 108)
2-Fluorophenol	66	(28 - 107)
Phenol-d5	75	(30 - 112)
2,4,6-Tribromophenol	104	(21 - 116)

NOTE(S):

Results and reporting limits have been adjusted for dry weight.

J Estimated result. Result is less than RL.

Tetra Tech NUS, Inc

Client Sample ID: FMC-26

GC/MS Semivolatiles

Lot-Sample #...:	C7K020180-024	Work Order #...:	KAEXG1AU	Matrix.....:	SOLID
Date Sampled...:	10/31/07 10:05	Date Received..:	11/02/07 09:45	MS Run #.....:	7314002
Prep Date.....:	11/10/07	Analysis Date..:	11/28/07		
Prep Batch #...:	7314010	Analysis Time..:	15:35		
Dilution Factor:	2.5	Initial Wgt/Vol:	30 g	Final Wgt/Vol..:	0.5 mL
% Moisture.....:	70	Analyst ID.....:	007062	Instrument ID..:	722
		Method.....:	SW846 8270C		

PARAMETER	RESULT	REPORTING LIMIT	UNITS	MDL
Acenaphthene	**22 J**	**56**	**ug/kg**	**14**
Acenaphthylene	**110**	**56**	**ug/kg**	**16**
Acetophenone	ND	280	ug/kg	17
Anthracene	**110**	**56**	**ug/kg**	**16**
Atrazine	ND	280	ug/kg	19
Benzo(a)anthracene	**230**	**56**	**ug/kg**	**11**
Benzo(a)pyrene	**260**	**56**	**ug/kg**	**8.6**
Benzo(b)fluoranthene	**370**	**56**	**ug/kg**	**11**
Benzo(ghi)perylene	**300**	**56**	**ug/kg**	**9.5**
Benzo(k)fluoranthene	**130**	**56**	**ug/kg**	**8.9**
Benzaldehyde	**37 J**	**280**	**ug/kg**	**30**
1,1'-Biphenyl	ND	280	ug/kg	15
bis(2-Chloroethoxy) methane	ND	280	ug/kg	13
bis(2-Chloroethyl)-ether	ND	56	ug/kg	6.3
bis(2-Ethylhexyl) phthalate	**110 J**	**280**	**ug/kg**	**21**
4-Bromophenyl phenyl ether	ND	280	ug/kg	12
Butyl benzyl phthalate	ND	280	ug/kg	22
Caprolactam	ND	280	ug/kg	53
Carbazole	ND	56	ug/kg	11
4-Chloroaniline	ND	280	ug/kg	24
4-Chloro-3-methylphenol	ND	280	ug/kg	17
2-Chloronaphthalene	ND	56	ug/kg	16
2-Chlorophenol	ND	280	ug/kg	14
4-Chlorophenyl phenyl ether	ND	280	ug/kg	14
Chrysene	**270**	**56**	**ug/kg**	**11**
Dibenz(a,h)anthracene	**60**	**56**	**ug/kg**	**18**
Dibenzofuran	**33 J**	**280**	**ug/kg**	**15**
3,3'-Dichlorobenzidine	ND	280	ug/kg	63
2,4-Dichlorophenol	ND	56	ug/kg	8.3
Diethyl phthalate	ND	280	ug/kg	25
2,4-Dimethylphenol	ND	280	ug/kg	12
Dimethyl phthalate	ND	280	ug/kg	16

(Continued on next page)

Tetra Tech NUS, Inc

Client Sample ID: FMC-26

GC/MS Semivolatiles

Lot-Sample #...: C7K020180-024 Work Order #...: KAEXG1AU Matrix.....: SOLID

PARAMETER	RESULT	REPORTING LIMIT	UNITS	MDL
Di-n-butyl phthalate	ND	280	ug/kg	46
4,6-Dinitro-2-methylphenol	ND	1400	ug/kg	200
2,4-Dinitrophenol	ND	1400	ug/kg	330
2,4-Dinitrotoluene	ND	280	ug/kg	14
2,6-Dinitrotoluene	ND	280	ug/kg	18
Di-n-octyl phthalate	ND	280	ug/kg	19
Fluoranthene	**450**	**56**	**ug/kg**	**18**
Fluorene	**60**	**56**	**ug/kg**	**13**
Hexachlorobenzene	ND	56	ug/kg	17
Hexachlorobutadiene	ND	56	ug/kg	17
Hexachlorocyclopentadiene	ND	280	ug/kg	13
Hexachloroethane	ND	280	ug/kg	12
Indeno(1,2,3-cd)pyrene	**280**	**56**	**ug/kg**	**9.9**
Isophorone	ND	280	ug/kg	16
2-Methylnaphthalene	**75**	**56**	**ug/kg**	**15**
2-Methylphenol	ND	280	ug/kg	17
4-Methylphenol	**44 J**	**280**	**ug/kg**	**17**
Naphthalene	**84**	**56**	**ug/kg**	**14**
2-Nitroaniline	ND	1400	ug/kg	17
3-Nitroaniline	ND	1400	ug/kg	24
4-Nitroaniline	ND	1400	ug/kg	12
Nitrobenzene	ND	56	ug/kg	6.9
2-Nitrophenol	ND	280	ug/kg	22
4-Nitrophenol	ND	1400	ug/kg	22
N-Nitrosodi-n-propylamine	ND	56	ug/kg	6.8
N-Nitrosodiphenylamine	ND	56	ug/kg	15
2,2'-oxybis(1-Chloropropane)	ND	56	ug/kg	17
Pentachlorophenol	ND	280	ug/kg	21
Phenanthrene	**210**	**56**	**ug/kg**	**13**
Phenol	ND	56	ug/kg	17
Pyrene	**590**	**56**	**ug/kg**	**17**
2,4,5-Trichlorophenol	ND	280	ug/kg	23
2,4,6-Trichlorophenol	ND	280	ug/kg	22

(Continued on next page)

Tetra Tech NUS, Inc

Client Sample ID: FMC-26

GC/MS Semivolatiles

Lot-Sample #...: C7K020180-024 Work Order #...: KAEXG1AU Matrix.....: SOLID

SURROGATE	PERCENT RECOVERY	RECOVERY LIMITS
Nitrobenzene-d5	60	(27 - 110)
Terphenyl-d14	91	(21 - 130)
2-Fluorobiphenyl	78	(28 - 108)
2-Fluorophenol	63	(28 - 107)
Phenol-d5	73	(30 - 112)
2,4,6-Tribromophenol	94	(21 - 116)

NOTE(S):

Results and reporting limits have been adjusted for dry weight.

J Estimated result. Result is less than RL.

Tetra Tech NUS, Inc

Client Sample ID: FMC-3

GC/MS Semivolatiles

Lot-Sample #...:	C7K020180-017	**Work Order #...:**	KAEWD1AU	**Matrix.....:**	SOLID
Date Sampled...:	10/31/07	**Date Received..:**	11/02/07	**MS Run #.....:**	7313018
Prep Date.....:	11/09/07	**Analysis Date..:**	11/23/07		
Prep Batch #...:	7313027	**Analysis Time..:**	23:22		
Dilution Factor:	3.25	**Initial Wgt/Vol:**	23.1 g	**Final Wgt/Vol..:**	0.5 mL
% Moisture.....:	35	**Analyst ID.....:**	045183	**Instrument ID..:**	71
		Method.....:	SW846 8270C		

PARAMETER	RESULT	REPORTING LIMIT	UNITS	MDL
Acenaphthene	ND	33	ug/kg	8.6
Acenaphthylene	**32 J**	**33**	**ug/kg**	**9.6**
Acetophenone	ND	160	ug/kg	10
Anthracene	**33**	**33**	**ug/kg**	**9.4**
Atrazine	ND	160	ug/kg	11
Benzo(a)anthracene	**59**	**33**	**ug/kg**	**6.6**
Benzo(a)pyrene	**74**	**33**	**ug/kg**	**5.1**
Benzo(b)fluoranthene	**100**	**33**	**ug/kg**	**6.4**
Benzo(ghi)perylene	**83**	**33**	**ug/kg**	**5.6**
Benzo(k)fluoranthene	ND	33	ug/kg	5.3
Benzaldehyde	**130 J**	**160**	**ug/kg**	**18**
1,1'-Biphenyl	ND	160	ug/kg	9.1
bis(2-Chloroethoxy) methane	ND	160	ug/kg	7.7
bis(2-Chloroethyl)-ether	ND	33	ug/kg	3.7
bis(2-Ethylhexyl) phthalate	**92 J**	**160**	**ug/kg**	**13**
4-Bromophenyl phenyl ether	ND	160	ug/kg	7.4
Butyl benzyl phthalate	**58 J**	**160**	**ug/kg**	**13**
Caprolactam	**74 J**	**160**	**ug/kg**	**31**
Carbazole	ND	33	ug/kg	6.8
4-Chloroaniline	ND	160	ug/kg	14
4-Chloro-3-methylphenol	ND	160	ug/kg	10
2-Chloronaphthalene	ND	33	ug/kg	9.6
2-Chlorophenol	ND	160	ug/kg	8.3
4-Chlorophenyl phenyl ether	ND	160	ug/kg	8.2
Chrysene	**65**	**33**	**ug/kg**	**6.6**
Dibenz(a,h)anthracene	**16 J**	**33**	**ug/kg**	**11**
Dibenzofuran	ND	160	ug/kg	9.1
3,3'-Dichlorobenzidine	ND	160	ug/kg	37
2,4-Dichlorophenol	ND	33	ug/kg	4.9
Diethyl phthalate	ND	160	ug/kg	15
2,4-Dimethylphenol	ND	160	ug/kg	7.1
Dimethyl phthalate	ND	160	ug/kg	9.4

(Continued on next page)

Tetra Tech NUS, Inc

Client Sample ID: FMC-3

GC/MS Semivolatiles

Lot-Sample #...: C7K020180-017 Work Order #...: KAEWD1AU Matrix.....: SOLID

PARAMETER	RESULT	REPORTING LIMIT	UNITS	MDL
Di-n-butyl phthalate	ND	160	ug/kg	27
4,6-Dinitro-2-methylphenol	ND	850	ug/kg	120
2,4-Dinitrophenol	ND	850	ug/kg	200
2,4-Dinitrotoluene	ND	160	ug/kg	8.6
2,6-Dinitrotoluene	ND	160	ug/kg	11
Di-n-octyl phthalate	ND	160	ug/kg	12
Fluoranthene	**110**	**33**	**ug/kg**	**11**
Fluorene	**12 J**	**33**	**ug/kg**	**8.0**
Hexachlorobenzene	ND	33	ug/kg	10
Hexachlorobutadiene	ND	33	ug/kg	10
Hexachlorocyclopentadiene	ND	160	ug/kg	7.6
Hexachloroethane	ND	160	ug/kg	7.4
Indeno(1,2,3-cd)pyrene	**66**	**33**	**ug/kg**	**5.9**
Isophorone	ND	160	ug/kg	9.2
2-Methylnaphthalene	**14 J**	**33**	**ug/kg**	**9.2**
2-Methylphenol	ND	160	ug/kg	10
4-Methylphenol	ND	160	ug/kg	10
Naphthalene	**15 J**	**33**	**ug/kg**	**8.0**
2-Nitroaniline	ND	850	ug/kg	10
3-Nitroaniline	ND	850	ug/kg	14
4-Nitroaniline	ND	850	ug/kg	7.0
Nitrobenzene	ND	33	ug/kg	4.1
2-Nitrophenol	ND	160	ug/kg	13
4-Nitrophenol	ND	850	ug/kg	13
N-Nitrosodi-n-propylamine	ND	33	ug/kg	4.1
N-Nitrosodiphenylamine	ND	33	ug/kg	9.0
2,2'-oxybis(1-Chloropropane)	ND	33	ug/kg	9.9
Pentachlorophenol	ND	160	ug/kg	12
Phenanthrene	**42**	**33**	**ug/kg**	**7.9**
Phenol	ND	33	ug/kg	10
Pyrene	**120**	**33**	**ug/kg**	**10**
2,4,5-Trichlorophenol	ND	160	ug/kg	14
2,4,6-Trichlorophenol	ND	160	ug/kg	13

(Continued on next page)

Tetra Tech NUS, Inc

Client Sample ID: FMC-3

GC/MS Semivolatiles

Lot-Sample #...: C7K020180-017 Work Order #...: KAEWD1AU Matrix.....: SOLID

SURROGATE	PERCENT RECOVERY	RECOVERY LIMITS
Nitrobenzene-d5	63	(27 - 110)
Terphenyl-d14	64	(21 - 130)
2-Fluorobiphenyl	63	(28 - 108)
2-Fluorophenol	61	(28 - 107)
Phenol-d5	63	(30 - 112)
2,4,6-Tribromophenol	64	(21 - 116)

NOTE(S):

Results and reporting limits have been adjusted for dry weight.

J Estimated result. Result is less than RL.

Tetra Tech NUS, Inc

Client Sample ID: FMC-4

GC/MS Semivolatiles

Lot-Sample #...:	C7K020180-018	**Work Order #...:**	KAEWN1AU	**Matrix.....:**	SOLID
Date Sampled...:	10/31/07	**Date Received..:**	11/02/07	**MS Run #.....:**	7313018
Prep Date.....:	11/09/07	**Analysis Date..:**	11/23/07		
Prep Batch #...:	7313027	**Analysis Time..:**	23:40		
Dilution Factor:	5	**Initial Wgt/Vol:**	30 g	**Final Wgt/Vol..:**	0.5 mL
% Moisture.....:	55	**Analyst ID.....:**	045183	**Instrument ID..:**	71
		Method.....:	SW846 8270C		

PARAMETER	RESULT	REPORTING LIMIT	UNITS	MDL
Acenaphthene	ND	74	ug/kg	19
Acenaphthylene	**77**	**74**	**ug/kg**	**21**
Acetophenone	ND	370	ug/kg	22
Anthracene	**110**	**74**	**ug/kg**	**21**
Atrazine	ND	370	ug/kg	25
Benzo(a)anthracene	**160**	**74**	**ug/kg**	**15**
Benzo(a)pyrene	**230**	**74**	**ug/kg**	**11**
Benzo(b)fluoranthene	**320**	**74**	**ug/kg**	**14**
Benzo(ghi)perylene	**250**	**74**	**ug/kg**	**13**
Benzo(k)fluoranthene	ND	74	ug/kg	12
Benzaldehyde	**300 J**	**370**	**ug/kg**	**39**
1,1'-Biphenyl	ND	370	ug/kg	20
bis(2-Chloroethoxy) methane	ND	370	ug/kg	17
bis(2-Chloroethyl)-ether	ND	74	ug/kg	8.3
bis(2-Ethylhexyl) phthalate	**170 J**	**370**	**ug/kg**	**28**
4-Bromophenyl phenyl ether	ND	370	ug/kg	17
Butyl benzyl phthalate	**110 J**	**370**	**ug/kg**	**30**
Caprolactam	ND	370	ug/kg	70
Carbazole	**15 J**	**74**	**ug/kg**	**15**
4-Chloroaniline	ND	370	ug/kg	32
4-Chloro-3-methylphenol	ND	370	ug/kg	22
2-Chloronaphthalene	ND	74	ug/kg	21
2-Chlorophenol	ND	370	ug/kg	19
4-Chlorophenyl phenyl ether	ND	370	ug/kg	18
Chrysene	**190**	**74**	**ug/kg**	**15**
Dibenz(a,h)anthracene	**56 J**	**74**	**ug/kg**	**23**
Dibenzofuran	ND	370	ug/kg	20
3,3'-Dichlorobenzidine	ND	370	ug/kg	83
2,4-Dichlorophenol	ND	74	ug/kg	11
Diethyl phthalate	ND	370	ug/kg	33
2,4-Dimethylphenol	ND	370	ug/kg	16
Dimethyl phthalate	ND	370	ug/kg	21

(Continued on next page)

Tetra Tech NUS, Inc

Client Sample ID: FMC-4

GC/MS Semivolatiles

Lot-Sample #...: C7K020180-018 Work Order #...: KAEWN1AU Matrix.....: SOLID

PARAMETER	RESULT	REPORTING LIMIT	UNITS	MDL
Di-n-butyl phthalate	ND	370	ug/kg	61
4,6-Dinitro-2-methylphenol	ND	1900	ug/kg	260
2,4-Dinitrophenol	ND	1900	ug/kg	440
2,4-Dinitrotoluene	ND	370	ug/kg	19
2,6-Dinitrotoluene	ND	370	ug/kg	24
Di-n-octyl phthalate	ND	370	ug/kg	26
Fluoranthene	**330**	**74**	**ug/kg**	**24**
Fluorene	**39 J**	**74**	**ug/kg**	**18**
Hexachlorobenzene	ND	74	ug/kg	22
Hexachlorobutadiene	ND	74	ug/kg	23
Hexachlorocyclopentadiene	ND	370	ug/kg	17
Hexachloroethane	ND	370	ug/kg	16
Indeno(1,2,3-cd)pyrene	**200**	**74**	**ug/kg**	**13**
Isophorone	ND	370	ug/kg	20
2-Methylnaphthalene	**44 J**	**74**	**ug/kg**	**20**
2-Methylphenol	ND	370	ug/kg	23
4-Methylphenol	**35 J**	**370**	**ug/kg**	**23**
Naphthalene	**51 J**	**74**	**ug/kg**	**18**
2-Nitroaniline	ND	1900	ug/kg	22
3-Nitroaniline	ND	1900	ug/kg	32
4-Nitroaniline	ND	1900	ug/kg	15
Nitrobenzene	ND	74	ug/kg	9.2
2-Nitrophenol	ND	370	ug/kg	29
4-Nitrophenol	ND	1900	ug/kg	29
N-Nitrosodi-n-propylamine	ND	74	ug/kg	9.0
N-Nitrosodiphenylamine	ND	74	ug/kg	20
2,2'-oxybis(1-Chloropropane)	ND	74	ug/kg	22
Pentachlorophenol	ND	370	ug/kg	27
Phenanthrene	**120**	**74**	**ug/kg**	**18**
Phenol	ND	74	ug/kg	22
Pyrene	**330**	**74**	**ug/kg**	**23**
2,4,5-Trichlorophenol	ND	370	ug/kg	30
2,4,6-Trichlorophenol	ND	370	ug/kg	30

(Continued on next page)

Tetra Tech NUS, Inc

Client Sample ID: FMC-4

GC/MS Semivolatiles

Lot-Sample #...: C7K020180-018 Work Order #...: KAEWN1AU Matrix.....: SOLID

SURROGATE	PERCENT RECOVERY	RECOVERY LIMITS
Nitrobenzene-d5	76	(27 - 110)
Terphenyl-d14	74	(21 - 130)
2-Fluorobiphenyl	71	(28 - 108)
2-Fluorophenol	74	(28 - 107)
Phenol-d5	78	(30 - 112)
2,4,6-Tribromophenol	71	(21 - 116)

NOTE(S):

Results and reporting limits have been adjusted for dry weight.

J Estimated result. Result is less than RL.

Tetra Tech NUS, Inc

Client Sample ID: FMC-5

GC/MS Semivolatiles

Lot-Sample #...:	C7K020180-019	**Work Order #...:**	KAEWQ1AU	**Matrix.....:**	SOLID
Date Sampled...:	10/31/07	**Date Received..:**	11/02/07	**MS Run #.....:**	7313018
Prep Date.....:	11/09/07	**Analysis Date..:**	11/23/07		
Prep Batch #...:	7313027	**Analysis Time..:**	23:59		
Dilution Factor:	5	**Initial Wgt/Vol:**	30 g	**Final Wgt/Vol..:**	0.5 mL
% Moisture.....:	75	**Analyst ID.....:**	045183	**Instrument ID..:**	71
		Method.....:	SW846 8270C		

PARAMETER	RESULT	REPORTING LIMIT	UNITS	MDL
Acenaphthene	ND	130	ug/kg	34
Acenaphthylene	**130**	**130**	**ug/kg**	**38**
Acetophenone	ND	650	ug/kg	40
Anthracene	**160**	**130**	**ug/kg**	**37**
Atrazine	ND	650	ug/kg	45
Benzo(a)anthracene	**310**	**130**	**ug/kg**	**26**
Benzo(a)pyrene	**360**	**130**	**ug/kg**	**20**
Benzo(b)fluoranthene	**520**	**130**	**ug/kg**	**25**
Benzo(ghi)perylene	**410**	**130**	**ug/kg**	**22**
Benzo(k)fluoranthene	ND	130	ug/kg	21
Benzaldehyde	**530 J**	**650**	**ug/kg**	**69**
1,1'-Biphenyl	ND	650	ug/kg	36
bis(2-Chloroethoxy) methane	ND	650	ug/kg	30
bis(2-Chloroethyl)-ether	ND	130	ug/kg	15
bis(2-Ethylhexyl) phthalate	**250 J**	**650**	**ug/kg**	**50**
4-Bromophenyl phenyl ether	ND	650	ug/kg	29
Butyl benzyl phthalate	**210 J**	**650**	**ug/kg**	**52**
Caprolactam	ND	650	ug/kg	120
Carbazole	ND	130	ug/kg	27
4-Chloroaniline	ND	650	ug/kg	56
4-Chloro-3-methylphenol	ND	650	ug/kg	40
2-Chloronaphthalene	ND	130	ug/kg	38
2-Chlorophenol	ND	650	ug/kg	33
4-Chlorophenyl phenyl ether	ND	650	ug/kg	32
Chrysene	**290**	**130**	**ug/kg**	**26**
Dibenz(a,h)anthracene	**90 J**	**130**	**ug/kg**	**42**
Dibenzofuran	ND	650	ug/kg	36
3,3'-Dichlorobenzidine	ND	650	ug/kg	150
2,4-Dichlorophenol	ND	130	ug/kg	19
Diethyl phthalate	ND	650	ug/kg	58
2,4-Dimethylphenol	ND	650	ug/kg	28
Dimethyl phthalate	ND	650	ug/kg	37

(Continued on next page)

Tetra Tech NUS, Inc

Client Sample ID: FMC-5

GC/MS Semivolatiles

Lot-Sample #...: C7K020180-019 Work Order #...: KAEWQ1AU Matrix.....: SOLID

PARAMETER	RESULT	REPORTING LIMIT	UNITS	MDL
Di-n-butyl phthalate	ND	650	ug/kg	110
4,6-Dinitro-2-methylphenol	ND	3400	ug/kg	460
2,4-Dinitrophenol	ND	3400	ug/kg	770
2,4-Dinitrotoluene	ND	650	ug/kg	34
2,6-Dinitrotoluene	ND	650	ug/kg	42
Di-n-octyl phthalate	ND	650	ug/kg	46
Fluoranthene	**520**	**130**	**ug/kg**	**42**
Fluorene	**55 J**	**130**	**ug/kg**	**32**
Hexachlorobenzene	ND	130	ug/kg	39
Hexachlorobutadiene	ND	130	ug/kg	40
Hexachlorocyclopentadiene	ND	650	ug/kg	30
Hexachloroethane	ND	650	ug/kg	29
Indeno(1,2,3-cd)pyrene	**330**	**130**	**ug/kg**	**23**
Isophorone	ND	650	ug/kg	36
2-Methylnaphthalene	**79 J**	**130**	**ug/kg**	**36**
2-Methylphenol	ND	650	ug/kg	41
4-Methylphenol	**59 J**	**650**	**ug/kg**	**41**
Naphthalene	**90 J**	**130**	**ug/kg**	**32**
2-Nitroaniline	ND	3400	ug/kg	39
3-Nitroaniline	ND	3400	ug/kg	56
4-Nitroaniline	ND	3400	ug/kg	27
Nitrobenzene	ND	130	ug/kg	16
2-Nitrophenol	ND	650	ug/kg	52
4-Nitrophenol	ND	3400	ug/kg	51
N-Nitrosodi-n-propylamine	ND	130	ug/kg	16
N-Nitrosodiphenylamine	ND	130	ug/kg	35
2,2'-oxybis(1-Chloropropane)	ND	130	ug/kg	39
Pentachlorophenol	ND	650	ug/kg	49
Phenanthrene	**200**	**130**	**ug/kg**	**31**
Phenol	ND	130	ug/kg	39
Pyrene	**560**	**130**	**ug/kg**	**40**
2,4,5-Trichlorophenol	ND	650	ug/kg	54
2,4,6-Trichlorophenol	ND	650	ug/kg	53

(Continued on next page)

Tetra Tech NUS, Inc

Client Sample ID: FMC-5

GC/MS Semivolatiles

Lot-Sample #...: C7K020180-019 Work Order #...: KAEWQ1AU Matrix.....: SOLID

SURROGATE	PERCENT RECOVERY	RECOVERY LIMITS
Nitrobenzene-d5	60	(27 - 110)
Terphenyl-d14	62	(21 - 130)
2-Fluorobiphenyl	60	(28 - 108)
2-Fluorophenol	57	(28 - 107)
Phenol-d5	62	(30 - 112)
2,4,6-Tribromophenol	57	(21 - 116)

NOTE(S):

Results and reporting limits have been adjusted for dry weight.

J Estimated result. Result is less than RL.

Tetra Tech NUS, Inc

Client Sample ID: FMC-6

GC/MS Semivolatiles

Lot-Sample #...:	C7K020180-020	**Work Order #...:**	KAEWX1AU	**Matrix.....:**	SOLID
Date Sampled...:	10/31/07	**Date Received..:**	11/02/07	**MS Run #.....:**	7313018
Prep Date.....:	11/09/07	**Analysis Date..:**	11/27/07		
Prep Batch #...:	7313027	**Analysis Time..:**	16:51		
Dilution Factor:	3	**Initial Wgt/Vol:**	25 g	**Final Wgt/Vol..:**	0.5 mL
% Moisture.....:	36	**Analyst ID.....:**	045183	**Instrument ID..:**	71
		Method.....:	SW846 8270C		

PARAMETER	RESULT	REPORTING LIMIT	UNITS	MDL
Acenaphthene	ND	32	ug/kg	8.1
Acenaphthylene	**20 J**	**32**	**ug/kg**	**9.1**
Acetophenone	ND	160	ug/kg	9.5
Anthracene	**28 J**	**32**	**ug/kg**	**8.9**
Atrazine	ND	160	ug/kg	11
Benzo(a)anthracene	**54**	**32**	**ug/kg**	**6.2**
Benzo(a)pyrene	**66**	**32**	**ug/kg**	**4.8**
Benzo(b)fluoranthene	**130**	**32**	**ug/kg**	**6.0**
Benzo(ghi)perylene	**60**	**32**	**ug/kg**	**5.3**
Benzo(k)fluoranthene	ND	32	ug/kg	5.0
Benzaldehyde	**120 J**	**160**	**ug/kg**	**17**
1,1'-Biphenyl	ND	160	ug/kg	8.6
bis(2-Chloroethoxy) methane	ND	160	ug/kg	7.3
bis(2-Chloroethyl)-ether	ND	32	ug/kg	3.5
bis(2-Ethylhexyl) phthalate	**90 J**	**160**	**ug/kg**	**12**
4-Bromophenyl phenyl ether	ND	160	ug/kg	7.0
Butyl benzyl phthalate	**51 J**	**160**	**ug/kg**	**13**
Caprolactam	**63 J**	**160**	**ug/kg**	**30**
Carbazole	ND	32	ug/kg	6.4
4-Chloroaniline	ND	160	ug/kg	13
4-Chloro-3-methylphenol	ND	160	ug/kg	9.5
2-Chloronaphthalene	ND	32	ug/kg	9.1
2-Chlorophenol	ND	160	ug/kg	7.9
4-Chlorophenyl phenyl ether	ND	160	ug/kg	7.8
Chrysene	**63**	**32**	**ug/kg**	**6.2**
Dibenz(a,h)anthracene	**11 J**	**32**	**ug/kg**	**9.9**
Dibenzofuran	ND	160	ug/kg	8.6
3,3'-Dichlorobenzidine	ND	160	ug/kg	35
2,4-Dichlorophenol	ND	32	ug/kg	4.7
Diethyl phthalate	ND	160	ug/kg	14
2,4-Dimethylphenol	ND	160	ug/kg	6.7
Dimethyl phthalate	ND	160	ug/kg	8.9

(Continued on next page)

Tetra Tech NUS, Inc

Client Sample ID: FMC-6

GC/MS Semivolatiles

Lot-Sample #...: C7K020180-020 Work Order #...: KAEWX1AU Matrix.....: SOLID

PARAMETER	RESULT	REPORTING LIMIT	UNITS	MDL
Di-n-butyl phthalate	ND	160	ug/kg	26
4,6-Dinitro-2-methylphenol	ND	800	ug/kg	110
2,4-Dinitrophenol	ND	800	ug/kg	190
2,4-Dinitrotoluene	ND	160	ug/kg	8.1
2,6-Dinitrotoluene	ND	160	ug/kg	10
Di-n-octyl phthalate	ND	160	ug/kg	11
Fluoranthene	**96**	**32**	**ug/kg**	**10**
Fluorene	**12 J**	**32**	**ug/kg**	**7.6**
Hexachlorobenzene	ND	32	ug/kg	9.4
Hexachlorobutadiene	ND	32	ug/kg	9.6
Hexachlorocyclopentadiene	ND	160	ug/kg	7.2
Hexachloroethane	ND	160	ug/kg	7.0
Indeno(1,2,3-cd)pyrene	**50**	**32**	**ug/kg**	**5.6**
Isophorone	ND	160	ug/kg	8.7
2-Methylnaphthalene	**13 J**	**32**	**ug/kg**	**8.7**
2-Methylphenol	ND	160	ug/kg	9.8
4-Methylphenol	**9.9 J**	**160**	**ug/kg**	**9.8**
Naphthalene	**16 J**	**32**	**ug/kg**	**7.6**
2-Nitroaniline	ND	800	ug/kg	9.4
3-Nitroaniline	ND	800	ug/kg	13
4-Nitroaniline	ND	800	ug/kg	6.6
Nitrobenzene	ND	32	ug/kg	3.9
2-Nitrophenol	ND	160	ug/kg	12
4-Nitrophenol	ND	800	ug/kg	12
N-Nitrosodi-n-propylamine	ND	32	ug/kg	3.8
N-Nitrosodiphenylamine	ND	32	ug/kg	8.5
2,2'-oxybis(1-Chloropropane)	ND	32	ug/kg	9.4
Pentachlorophenol	ND	160	ug/kg	12
Phenanthrene	**42**	**32**	**ug/kg**	**7.5**
Phenol	ND	32	ug/kg	9.4
Pyrene	**120**	**32**	**ug/kg**	**9.6**
2,4,5-Trichlorophenol	ND	160	ug/kg	13
2,4,6-Trichlorophenol	ND	160	ug/kg	13

(Continued on next page)

Tetra Tech NUS, Inc

Client Sample ID: FMC-6

GC/MS Semivolatiles

Lot-Sample #...: C7K020180-020 **Work Order #...:** KAEWX1AU **Matrix.....:** SOLID

SURROGATE	PERCENT RECOVERY	RECOVERY LIMITS
Nitrobenzene-d5	75	(27 - 110)
Terphenyl-d14	94	(21 - 130)
2-Fluorobiphenyl	80	(28 - 108)
2-Fluorophenol	69	(28 - 107)
Phenol-d5	75	(30 - 112)
2,4,6-Tribromophenol	77	(21 - 116)

NOTE(S):

Results and reporting limits have been adjusted for dry weight.

J Estimated result. Result is less than RL.

Tetra Tech NUS, Inc

Client Sample ID: FMC-7

GC/MS Semivolatiles

Lot-Sample #...:	C7K020180-021	**Work Order #...:**	KAEW11AU	**Matrix.....:**	SOLID
Date Sampled...:	10/31/07 16:10	**Date Received..:**	11/02/07 09:45	**MS Run #.....:**	7314002
Prep Date.....:	11/10/07	**Analysis Date..:**	11/28/07		
Prep Batch #...:	7314010	**Analysis Time..:**	14:09		
Dilution Factor:	2.5	**Initial Wgt/Vol:**	30 g	**Final Wgt/Vol..:**	0.5 mL
% Moisture.....:	74	**Analyst ID.....:**	007062	**Instrument ID..:**	722
		Method.....:	SW846 8270C		

PARAMETER	RESULT	REPORTING LIMIT	UNITS	MDL
Acenaphthene	**19 J**	**65**	**ug/kg**	**17**
Acenaphthylene	**100**	**65**	**ug/kg**	**19**
Acetophenone	ND	320	ug/kg	19
Anthracene	**110**	**65**	**ug/kg**	**18**
Atrazine	ND	320	ug/kg	22
Benzo(a)anthracene	**220**	**65**	**ug/kg**	**13**
Benzo(a)pyrene	**280**	**65**	**ug/kg**	**9.9**
Benzo(b)fluoranthene	**420**	**65**	**ug/kg**	**12**
Benzo(ghi)perylene	**360**	**65**	**ug/kg**	**11**
Benzo(k)fluoranthene	**140**	**65**	**ug/kg**	**10**
Benzaldehyde	**46 J**	**320**	**ug/kg**	**34**
1,1'-Biphenyl	ND	320	ug/kg	18
bis(2-Chloroethoxy) methane	ND	320	ug/kg	15
bis(2-Chloroethyl)-ether	ND	65	ug/kg	7.2
bis(2-Ethylhexyl) phthalate	**170 J**	**320**	**ug/kg**	**24**
4-Bromophenyl phenyl ether	ND	320	ug/kg	14
Butyl benzyl phthalate	ND	320	ug/kg	26
Caprolactam	ND	320	ug/kg	61
Carbazole	ND	65	ug/kg	13
4-Chloroaniline	ND	320	ug/kg	28
4-Chloro-3-methylphenol	ND	320	ug/kg	19
2-Chloronaphthalene	ND	65	ug/kg	18
2-Chlorophenol	ND	320	ug/kg	16
4-Chlorophenyl phenyl ether	ND	320	ug/kg	16
Chrysene	**250**	**65**	**ug/kg**	**13**
Dibenz(a,h)anthracene	ND	65	ug/kg	20
Dibenzofuran	**26 J**	**320**	**ug/kg**	**18**
3,3'-Dichlorobenzidine	ND	320	ug/kg	72
2,4-Dichlorophenol	ND	65	ug/kg	9.5
Diethyl phthalate	ND	320	ug/kg	29
2,4-Dimethylphenol	ND	320	ug/kg	14
Dimethyl phthalate	ND	320	ug/kg	18

(Continued on next page)

Tetra Tech NUS, Inc

Client Sample ID: FMC-7

GC/MS Semivolatiles

Lot-Sample #...: C7K020180-021 Work Order #...: KAEW11AU Matrix.....: SOLID

PARAMETER	RESULT	REPORTING LIMIT	UNITS	MDL
Di-n-butyl phthalate	ND	320	ug/kg	53
4,6-Dinitro-2-methylphenol	ND	1600	ug/kg	230
2,4-Dinitrophenol	ND	1600	ug/kg	380
2,4-Dinitrotoluene	ND	320	ug/kg	17
2,6-Dinitrotoluene	ND	320	ug/kg	21
Di-n-octyl phthalate	ND	320	ug/kg	22
Fluoranthene	**370**	**65**	**ug/kg**	**21**
Fluorene	**49 J**	**65**	**ug/kg**	**15**
Hexachlorobenzene	ND	65	ug/kg	19
Hexachlorobutadiene	ND	65	ug/kg	20
Hexachlorocyclopentadiene	ND	320	ug/kg	15
Hexachloroethane	ND	320	ug/kg	14
Indeno(1,2,3-cd)pyrene	**330**	**65**	**ug/kg**	**11**
Isophorone	ND	320	ug/kg	18
2-Methylnaphthalene	**61 J**	**65**	**ug/kg**	**18**
2-Methylphenol	ND	320	ug/kg	20
4-Methylphenol	**48 J**	**320**	**ug/kg**	**20**
Naphthalene	**71**	**65**	**ug/kg**	**15**
2-Nitroaniline	ND	1600	ug/kg	19
3-Nitroaniline	ND	1600	ug/kg	27
4-Nitroaniline	ND	1600	ug/kg	13
Nitrobenzene	ND	65	ug/kg	8.0
2-Nitrophenol	ND	320	ug/kg	25
4-Nitrophenol	ND	1600	ug/kg	25
N-Nitrosodi-n-propylamine	ND	65	ug/kg	7.8
N-Nitrosodiphenylamine	ND	65	ug/kg	17
2,2'-oxybis(1-Chloropropane)	ND	65	ug/kg	19
Pentachlorophenol	ND	320	ug/kg	24
Phenanthrene	**180**	**65**	**ug/kg**	**15**
Phenol	ND	65	ug/kg	19
Pyrene	**590**	**65**	**ug/kg**	**20**
2,4,5-Trichlorophenol	ND	320	ug/kg	26
2,4,6-Trichlorophenol	ND	320	ug/kg	26

(Continued on next page)

Tetra Tech NUS, Inc

Client Sample ID: FMC-7

GC/MS Semivolatiles

Lot-Sample #...: C7K020180-021 Work Order #...: KAEW11AU Matrix.....: SOLID

SURROGATE	PERCENT RECOVERY	RECOVERY LIMITS
Nitrobenzene-d5	57	(27 - 110)
Terphenyl-d14	92	(21 - 130)
2-Fluorobiphenyl	74	(28 - 108)
2-Fluorophenol	61	(28 - 107)
Phenol-d5	69	(30 - 112)
2,4,6-Tribromophenol	79	(21 - 116)

NOTE(S):

Results and reporting limits have been adjusted for dry weight.

J Estimated result. Result is less than RL.

Tetra Tech NUS, Inc

Client Sample ID: FMC-8

GC/MS Semivolatiles

Lot-Sample #...:	C7K020180-022	**Work Order #...:**	KAEW51AU	**Matrix.....:**	SOLID
Date Sampled...:	10/31/07 16:20	**Date Received..:**	11/02/07 09:45	**MS Run #.....:**	7314002
Prep Date.....:	11/10/07	**Analysis Date..:**	11/28/07		
Prep Batch #...:	7314010	**Analysis Time..:**	14:38		
Dilution Factor:	2.5	**Initial Wgt/Vol:**	30 g	**Final Wgt/Vol..:**	0.5 mL
% Moisture.....:	73	**Analyst ID.....:**	007062	**Instrument ID..:**	722
		Method.....:	SW846 8270C		

PARAMETER	RESULT	REPORTING LIMIT	UNITS	MDL
Acenaphthene	**27 J**	**62**	**ug/kg**	**16**
Acenaphthylene	**93**	**62**	**ug/kg**	**18**
Acetophenone	ND	310	ug/kg	19
Anthracene	**110**	**62**	**ug/kg**	**17**
Atrazine	ND	310	ug/kg	21
Benzo(a)anthracene	**210**	**62**	**ug/kg**	**12**
Benzo(a)pyrene	**270**	**62**	**ug/kg**	**9.5**
Benzo(b)fluoranthene	**410**	**62**	**ug/kg**	**12**
Benzo(ghi)perylene	**350**	**62**	**ug/kg**	**10**
Benzo(k)fluoranthene	**150**	**62**	**ug/kg**	**9.8**
Benzaldehyde	**53 J**	**310**	**ug/kg**	**33**
1,1'-Biphenyl	ND	310	ug/kg	17
bis(2-Chloroethoxy) methane	ND	310	ug/kg	14
bis(2-Chloroethyl)-ether	ND	62	ug/kg	6.9
bis(2-Ethylhexyl) phthalate	**130 J**	**310**	**ug/kg**	**24**
4-Bromophenyl phenyl ether	ND	310	ug/kg	14
Butyl benzyl phthalate	ND	310	ug/kg	25
Caprolactam	ND	310	ug/kg	58
Carbazole	ND	62	ug/kg	13
4-Chloroaniline	ND	310	ug/kg	26
4-Chloro-3-methylphenol	ND	310	ug/kg	19
2-Chloronaphthalene	ND	62	ug/kg	18
2-Chlorophenol	ND	310	ug/kg	15
4-Chlorophenyl phenyl ether	ND	310	ug/kg	15
Chrysene	**190**	**62**	**ug/kg**	**12**
Dibenz(a,h)anthracene	ND	62	ug/kg	19
Dibenzofuran	**26 J**	**310**	**ug/kg**	**17**
3,3'-Dichlorobenzidine	ND	310	ug/kg	69
2,4-Dichlorophenol	ND	62	ug/kg	9.2
Diethyl phthalate	ND	310	ug/kg	27
2,4-Dimethylphenol	ND	310	ug/kg	13
Dimethyl phthalate	ND	310	ug/kg	17

(Continued on next page)

Tetra Tech NUS, Inc

Client Sample ID: FMC-8

GC/MS Semivolatiles

Lot-Sample #...: C7K020180-022 Work Order #...: KAEW51AU Matrix.....: SOLID

PARAMETER	RESULT	REPORTING LIMIT	UNITS	MDL
Di-n-butyl phthalate	ND	310	ug/kg	51
4,6-Dinitro-2-methylphenol	ND	1600	ug/kg	220
2,4-Dinitrophenol	ND	1600	ug/kg	360
2,4-Dinitrotoluene	ND	310	ug/kg	16
2,6-Dinitrotoluene	ND	310	ug/kg	20
Di-n-octyl phthalate	ND	310	ug/kg	21
Fluoranthene	**380**	**62**	**ug/kg**	**20**
Fluorene	**49 J**	**62**	**ug/kg**	**15**
Hexachlorobenzene	ND	62	ug/kg	18
Hexachlorobutadiene	ND	62	ug/kg	19
Hexachlorocyclopentadiene	ND	310	ug/kg	14
Hexachloroethane	ND	310	ug/kg	14
Indeno(1,2,3-cd)pyrene	**320**	**62**	**ug/kg**	**11**
Isophorone	ND	310	ug/kg	17
2-Methylnaphthalene	**69**	**62**	**ug/kg**	**17**
2-Methylphenol	ND	310	ug/kg	19
4-Methylphenol	**41 J**	**310**	**ug/kg**	**19**
Naphthalene	**78**	**62**	**ug/kg**	**15**
2-Nitroaniline	ND	1600	ug/kg	18
3-Nitroaniline	ND	1600	ug/kg	26
4-Nitroaniline	ND	1600	ug/kg	13
Nitrobenzene	ND	62	ug/kg	7.6
2-Nitrophenol	ND	310	ug/kg	24
4-Nitrophenol	ND	1600	ug/kg	24
N-Nitrosodi-n-propylamine	ND	62	ug/kg	7.5
N-Nitrosodiphenylamine	ND	62	ug/kg	17
2,2'-oxybis(1-Chloropropane)	ND	62	ug/kg	18
Pentachlorophenol	ND	310	ug/kg	23
Phenanthrene	**190**	**62**	**ug/kg**	**15**
Phenol	ND	62	ug/kg	19
Pyrene	**570**	**62**	**ug/kg**	**19**
2,4,5-Trichlorophenol	ND	310	ug/kg	25
2,4,6-Trichlorophenol	ND	310	ug/kg	25

(Continued on next page)

Tetra Tech NUS, Inc

Client Sample ID: FMC-8

GC/MS Semivolatiles

Lot-Sample #...: C7K020180-022 Work Order #...: KAEW51AU Matrix.....: SOLID

SURROGATE	PERCENT RECOVERY	RECOVERY LIMITS
Nitrobenzene-d5	57	(27 - 110)
Terphenyl-d14	92	(21 - 130)
2-Fluorobiphenyl	74	(28 - 108)
2-Fluorophenol	60	(28 - 107)
Phenol-d5	68	(30 - 112)
2,4,6-Tribromophenol	82	(21 - 116)

NOTE(S):

Results and reporting limits have been adjusted for dry weight.

J Estimated result. Result is less than RL.

Tetra Tech NUS, Inc

Client Sample ID: FMC-9

GC/MS Semivolatiles

Lot-Sample #...: C7K020180-002	**Work Order #...:** KAERC1AU	**Matrix.....:** SOLID
Date Sampled...: 10/30/07	**Date Received..:** 11/02/07	**MS Run #.....:** 7313018
Prep Date.....: 11/09/07	**Analysis Date..:** 11/23/07	
Prep Batch #...: 7313027	**Analysis Time..:** 19:07	
Dilution Factor: 5	**Initial Wgt/Vol:** 30 g	**Final Wgt/Vol..:** 0.5 mL
% Moisture.....: 74	**Analyst ID.....:** 045183	**Instrument ID..:** 71
	Method.....: SW846 8270C	

PARAMETER	RESULT	REPORTING LIMIT	UNITS	MDL
Acenaphthene	**33 J**	**130**	**ug/kg**	**33**
Acenaphthylene	**200**	**130**	**ug/kg**	**37**
Acetophenone	ND	630	ug/kg	38
Anthracene	**210**	**130**	**ug/kg**	**36**
Atrazine	ND	630	ug/kg	43
Benzo(a)anthracene	**400**	**130**	**ug/kg**	**25**
Benzo(a)pyrene	**510**	**130**	**ug/kg**	**19**
Benzo(b)fluoranthene	**730**	**130**	**ug/kg**	**24**
Benzo(ghi)perylene	**520**	**130**	**ug/kg**	**21**
Benzo(k)fluoranthene	ND	130	ug/kg	20
Benzaldehyde	**520 J**	**630**	**ug/kg**	**67**
1,1'-Biphenyl	ND	630	ug/kg	35
bis(2-Chloroethoxy) methane	ND	630	ug/kg	29
bis(2-Chloroethyl)-ether	ND	130	ug/kg	14
bis(2-Ethylhexyl) phthalate	**320 J**	**630**	**ug/kg**	**48**
4-Bromophenyl phenyl ether	ND	630	ug/kg	28
Butyl benzyl phthalate	**210 J**	**630**	**ug/kg**	**51**
Caprolactam	**270 J**	**630**	**ug/kg**	**120**
Carbazole	**35 J**	**130**	**ug/kg**	**26**
4-Chloroaniline	ND	630	ug/kg	54
4-Chloro-3-methylphenol	ND	630	ug/kg	38
2-Chloronaphthalene	ND	130	ug/kg	36
2-Chlorophenol	ND	630	ug/kg	32
4-Chlorophenyl phenyl ether	ND	630	ug/kg	31
Chrysene	**460**	**130**	**ug/kg**	**25**
Dibenz(a,h)anthracene	**120 J**	**130**	**ug/kg**	**40**
Dibenzofuran	**35 J**	**630**	**ug/kg**	**35**
3,3'-Dichlorobenzidine	ND	630	ug/kg	140
2,4-Dichlorophenol	ND	130	ug/kg	19
Diethyl phthalate	ND	630	ug/kg	56
2,4-Dimethylphenol	ND	630	ug/kg	27
Dimethyl phthalate	ND	630	ug/kg	36

(Continued on next page)

Tetra Tech NUS, Inc

Client Sample ID: FMC-9

GC/MS Semivolatiles

Lot-Sample #...: C7K020180-002 Work Order #...: KAERC1AU Matrix.....: SOLID

PARAMETER	RESULT	REPORTING LIMIT	UNITS	MDL
Di-n-butyl phthalate	ND	630	ug/kg	100
4,6-Dinitro-2-methylphenol	ND	3200	ug/kg	440
2,4-Dinitrophenol	ND	3200	ug/kg	740
2,4-Dinitrotoluene	ND	630	ug/kg	33
2,6-Dinitrotoluene	ND	630	ug/kg	41
Di-n-octyl phthalate	ND	630	ug/kg	44
Fluoranthene	**740**	**130**	**ug/kg**	**41**
Fluorene	**86 J**	**130**	**ug/kg**	**31**
Hexachlorobenzene	ND	130	ug/kg	38
Hexachlorobutadiene	ND	130	ug/kg	39
Hexachlorocyclopentadiene	ND	630	ug/kg	29
Hexachloroethane	ND	630	ug/kg	28
Indeno(1,2,3-cd)pyrene	**430**	**130**	**ug/kg**	**22**
Isophorone	ND	630	ug/kg	35
2-Methylnaphthalene	**85 J**	**130**	**ug/kg**	**35**
2-Methylphenol	ND	630	ug/kg	39
4-Methylphenol	**50 J**	**630**	**ug/kg**	**39**
Naphthalene	**93 J**	**130**	**ug/kg**	**31**
2-Nitroaniline	ND	3200	ug/kg	38
3-Nitroaniline	ND	3200	ug/kg	54
4-Nitroaniline	ND	3200	ug/kg	26
Nitrobenzene	ND	130	ug/kg	16
2-Nitrophenol	ND	630	ug/kg	50
4-Nitrophenol	ND	3200	ug/kg	49
N-Nitrosodi-n-propylamine	ND	130	ug/kg	15
N-Nitrosodiphenylamine	ND	130	ug/kg	34
2,2'-oxybis(1-Chloropropane)	ND	130	ug/kg	38
Pentachlorophenol	ND	630	ug/kg	47
Phenanthrene	**250**	**130**	**ug/kg**	**30**
Phenol	ND	130	ug/kg	38
Pyrene	**760**	**130**	**ug/kg**	**39**
2,4,5-Trichlorophenol	ND	630	ug/kg	52
2,4,6-Trichlorophenol	ND	630	ug/kg	51

(Continued on next page)

Tetra Tech NUS, Inc

Client Sample ID: FMC-9

GC/MS Semivolatiles

Lot-Sample #...: C7K020180-002 **Work Order #...:** KAERC1AU **Matrix.....:** SOLID

SURROGATE	PERCENT RECOVERY	RECOVERY LIMITS
Nitrobenzene-d5	70	(27 - 110)
Terphenyl-d14	69	(21 - 130)
2-Fluorobiphenyl	66	(28 - 108)
2-Fluorophenol	67	(28 - 107)
Phenol-d5	72	(30 - 112)
2,4,6-Tribromophenol	67	(21 - 116)

NOTE(S):

Results and reporting limits have been adjusted for dry weight.

J Estimated result. Result is less than RL.

Tetra Tech NUS, Inc

Client Sample ID: PMC-10

GC Semivolatiles

Lot-Sample #...:	C7K020180-003	**Work Order #...:**	KAERF1AT	**Matrix.....:**	SOLID
Date Sampled...:	10/30/07	**Date Received..:**	11/02/07	**MS Run #.....:**	7313003
Prep Date.....:	11/09/07	**Analysis Date..:**	11/16/07		
Prep Batch #...:	7313011	**Analysis Time..:**	15:39		
Dilution Factor:	0.5	**Initial Wgt/Vol:**	15 g	**Final Wgt/Vol..:**	10 mL
% Moisture.....:	68	**Analyst ID.....:**	402331	**Instrument ID..:**	S/T
		Method.....:	SW846 8082		

PARAMETER	RESULT	REPORTING LIMIT	UNITS	MDL
Aroclor 1016	ND	26	ug/kg	3.9
Aroclor 1221	ND	26	ug/kg	5.0
Aroclor 1232	ND	26	ug/kg	4.5
Aroclor 1242	ND	26	ug/kg	4.3
Aroclor 1248	ND	26	ug/kg	2.5
Aroclor 1254	**120**	**26**	**ug/kg**	**3.7**
Aroclor 1260	**64**	**26**	**ug/kg**	**3.7**

SURROGATE	PERCENT RECOVERY	RECOVERY LIMITS
Tetrachloro-m-xylene	88	(31 - 127)
Decachlorobiphenyl	70	(23 - 141)

NOTE(S):

Results and reporting limits have been adjusted for dry weight.

Tetra Tech NUS, Inc

Client Sample ID: FMC-11

GC Semivolatiles

Lot-Sample #...:	C7K020180-004	**Work Order #...:**	KAERJ1AT	**Matrix.....:**	SOLID
Date Sampled...:	10/30/07	**Date Received..:**	11/02/07	**MS Run #.....:**	7313003
Prep Date.....:	11/09/07	**Analysis Date..:**	11/16/07		
Prep Batch #...:	7313011	**Analysis Time..:**	16:02		
Dilution Factor:	0.5	**Initial Wgt/Vol:**	15 g	**Final Wgt/Vol..:**	10 mL
% Moisture.....:	75	**Analyst ID.....:**	402331	**Instrument ID..:**	S/T
		Method.....:	SW846 8082		

PARAMETER	RESULT	REPORTING LIMIT	UNITS	MDL
Aroclor 1016	ND	33	ug/kg	4.9
Aroclor 1221	ND	33	ug/kg	6.3
Aroclor 1232	ND	33	ug/kg	5.7
Aroclor 1242	ND	33	ug/kg	5.4
Aroclor 1248	ND	33	ug/kg	3.1
Aroclor 1254	**160**	**33**	**ug/kg**	**4.7**
Aroclor 1260	**89**	**33**	**ug/kg**	**4.7**

SURROGATE	PERCENT RECOVERY	RECOVERY LIMITS
Tetrachloro-m-xylene	97	(31 - 127)
Decachlorobiphenyl	79	(23 - 141)

NOTE(S):

Results and reporting limits have been adjusted for dry weight.

Tetra Tech NUS, Inc

Client Sample ID: FMC-12

GC Semivolatiles

Lot-Sample #...:	C7K020180-005	**Work Order #...:**	KAERM1AT	**Matrix.....:**	SOLID
Date Sampled...:	10/30/07	**Date Received..:**	11/02/07	**MS Run #.....:**	7313003
Prep Date.....:	11/09/07	**Analysis Date..:**	11/16/07		
Prep Batch #...:	7313011	**Analysis Time..:**	16:25		
Dilution Factor:	0.5	**Initial Wgt/Vol:**	15 g	**Final Wgt/Vol..:**	10 mL
% Moisture.....:	60	**Analyst ID.....:**	402331	**Instrument ID..:**	S/T
		Method.....:	SW846 8082		

PARAMETER	RESULT	REPORTING LIMIT	UNITS	MDL
Aroclor 1016	ND	21	ug/kg	3.1
Aroclor 1221	ND	21	ug/kg	4.0
Aroclor 1232	ND	21	ug/kg	3.6
Aroclor 1242	ND	21	ug/kg	3.4
Aroclor 1248	ND	21	ug/kg	2.0
Aroclor 1254	**58**	**21**	**ug/kg**	**3.0**
Aroclor 1260	**31**	**21**	**ug/kg**	**3.0**

SURROGATE	PERCENT RECOVERY	RECOVERY LIMITS
Tetrachloro-m-xylene	62	(31 - 127)
Decachlorobiphenyl	55	(23 - 141)

NOTE(S):

Results and reporting limits have been adjusted for dry weight.

Tetra Tech NUS, Inc

Client Sample ID: FMC-13

GC Semivolatiles

Lot-Sample #...:	C7K020180-006	**Work Order #...:**	KAERT1AT	**Matrix.....:**	SOLID
Date Sampled...:	10/30/07	**Date Received..:**	11/02/07	**MS Run #.....:**	7313003
Prep Date.....:	11/09/07	**Analysis Date..:**	11/16/07		
Prep Batch #...:	7313011	**Analysis Time..:**	16:48		
Dilution Factor:	0.5	**Initial Wgt/Vol:**	15 g	**Final Wgt/Vol..:**	10 mL
% Moisture.....:	70	**Analyst ID.....:**	402331	**Instrument ID..:**	S/T
		Method.....:	SW846 8082		

PARAMETER	RESULT	REPORTING LIMIT	UNITS	MDL
Aroclor 1016	ND	28	ug/kg	4.1
Aroclor 1221	ND	28	ug/kg	5.3
Aroclor 1232	**62**	**28**	**ug/kg**	**4.8**
Aroclor 1242	ND	28	ug/kg	4.5
Aroclor 1248	**100**	**28**	**ug/kg**	**2.6**
Aroclor 1254	**89**	**28**	**ug/kg**	**4.0**
Aroclor 1260	**46**	**28**	**ug/kg**	**4.0**

SURROGATE	PERCENT RECOVERY	RECOVERY LIMITS
Tetrachloro-m-xylene	63	(31 - 127)
Decachlorobiphenyl	58	(23 - 141)

NOTE(S):

Results and reporting limits have been adjusted for dry weight.

Tetra Tech NUS, Inc

Client Sample ID: FMC-14

GC Semivolatiles

Lot-Sample #...:	C7K020180-007	**Work Order #...:**	KAER01AT	**Matrix.....:**	SOLID
Date Sampled...:	10/30/07	**Date Received..:**	11/02/07	**MS Run #.....:**	7313003
Prep Date.....:	11/09/07	**Analysis Date..:**	11/16/07		
Prep Batch #...:	7313011	**Analysis Time..:**	17:11		
Dilution Factor:	0.5	**Initial Wgt/Vol:**	15 g	**Final Wgt/Vol..:**	10 mL
% Moisture.....:	72	**Analyst ID.....:**	402331	**Instrument ID..:**	S/T
		Method.....:	SW846 8082		

PARAMETER	RESULT	REPORTING LIMIT	UNITS	MDL
Aroclor 1016	ND	30	ug/kg	4.5
Aroclor 1221	ND	30	ug/kg	5.7
Aroclor 1232	ND	30	ug/kg	5.1
Aroclor 1242	ND	30	ug/kg	4.9
Aroclor 1248	ND	30	ug/kg	2.8
Aroclor 1254	**130**	**30**	**ug/kg**	**4.3**
Aroclor 1260	**89**	**30**	**ug/kg**	**4.3**

SURROGATE	PERCENT RECOVERY	RECOVERY LIMITS
Tetrachloro-m-xylene	86	(31 - 127)
Decachlorobiphenyl	81	(23 - 141)

NOTE(S):

Results and reporting limits have been adjusted for dry weight.

Tetra Tech NUS, Inc

Client Sample ID: FMC-15

GC Semivolatiles

Lot-Sample #...:	C7K020180-008	**Work Order #...:**	KAETX1AT	**Matrix.....:**	SOLID
Date Sampled...:	10/31/07	**Date Received..:**	11/02/07	**MS Run #.....:**	7313003
Prep Date.....:	11/09/07	**Analysis Date..:**	11/16/07		
Prep Batch #...:	7313011	**Analysis Time..:**	17:34		
Dilution Factor:	0.7	**Initial Wgt/Vol:**	10.7 g	**Final Wgt/Vol..:**	10 mL
% Moisture.....:	26	**Analyst ID.....:**	402331	**Instrument ID..:**	S/T
		Method.....:	SW846 8082		

PARAMETER	RESULT	REPORTING LIMIT	UNITS	MDL
Aroclor 1016	ND	16	ug/kg	2.4
Aroclor 1221	ND	16	ug/kg	3.0
Aroclor 1232	ND	16	ug/kg	2.7
Aroclor 1242	ND	16	ug/kg	2.6
Aroclor 1248	ND	16	ug/kg	1.5
Aroclor 1254	**4.0 J**	**16**	**ug/kg**	**2.3**
Aroclor 1260	**2.7 J**	**16**	**ug/kg**	**2.3**

SURROGATE	PERCENT RECOVERY	RECOVERY LIMITS
Tetrachloro-m-xylene	94	(31 - 127)
Decachlorobiphenyl	92	(23 - 141)

NOTE(S):

Results and reporting limits have been adjusted for dry weight.

J Estimated result. Result is less than RL.

Tetra Tech NUS, Inc

Client Sample ID: FMC-16

GC Semivolatiles

Lot-Sample #...:	C7K020180-009	**Work Order #...:**	KAET31AT	**Matrix.....:**	SOLID
Date Sampled...:	10/31/07	**Date Received..:**	11/02/07	**MS Run #.....:**	7313003
Prep Date.....:	11/09/07	**Analysis Date..:**	11/16/07		
Prep Batch #...:	7313011	**Analysis Time..:**	18:43		
Dilution Factor:	0.7	**Initial Wgt/Vol:**	10.7 g	**Final Wgt/Vol..:**	10 mL
% Moisture.....:	27	**Analyst ID.....:**	402331	**Instrument ID..:**	S/T
		Method.....:	SW846 8082		

PARAMETER	RESULT	REPORTING LIMIT	UNITS	MDL
Aroclor 1016	ND	16	ug/kg	2.4
Aroclor 1221	ND	16	ug/kg	3.1
Aroclor 1232	ND	16	ug/kg	2.7
Aroclor 1242	ND	16	ug/kg	2.6
Aroclor 1248	ND	16	ug/kg	1.5
Aroclor 1254	ND	16	ug/kg	2.3
Aroclor 1260	**5.2 J**	**16**	**ug/kg**	**2.3**

SURROGATE	PERCENT RECOVERY	RECOVERY LIMITS
Tetrachloro-m-xylene	88	(31 - 127)
Decachlorobiphenyl	90	(23 - 141)

NOTE(S):

Results and reporting limits have been adjusted for dry weight.

J Estimated result. Result is less than RL.

Tetra Tech NUS, Inc

Client Sample ID: FMC-17

GC Semivolatiles

Lot-Sample #...:	C7K020180-010	**Work Order #...:**	KAET71AT	**Matrix.....:**	SOLID
Date Sampled...:	10/31/07	**Date Received..:**	11/02/07	**MS Run #.....:**	7313003
Prep Date.....:	11/09/07	**Analysis Date..:**	11/16/07		
Prep Batch #...:	7313011	**Analysis Time..:**	19:06		
Dilution Factor:	0.65	**Initial Wgt/Vol:**	11.5 g	**Final Wgt/Vol..:**	10 mL
% Moisture.....:	32	**Analyst ID.....:**	402331	**Instrument ID..:**	S/T
		Method.....:	SW846 8082		

PARAMETER	RESULT	REPORTING LIMIT	UNITS	MDL
Aroclor 1016	ND	16	ug/kg	2.4
Aroclor 1221	ND	16	ug/kg	3.0
Aroclor 1232	ND	16	ug/kg	2.7
Aroclor 1242	ND	16	ug/kg	2.6
Aroclor 1248	ND	16	ug/kg	1.5
Aroclor 1254	**14 J**	**16**	**ug/kg**	**2.3**
Aroclor 1260	**7.2 J**	**16**	**ug/kg**	**2.3**

SURROGATE	PERCENT RECOVERY	RECOVERY LIMITS
Tetrachloro-m-xylene	86	(31 - 127)
Decachlorobiphenyl	90	(23 - 141)

NOTE(S):

Results and reporting limits have been adjusted for dry weight.

J Estimated result. Result is less than RL.

Tetra Tech NUS, Inc

Client Sample ID: FMC-18

GC Semivolatiles

Lot-Sample #...:	C7K020180-011	**Work Order #...:**	KAEVC1AT	**Matrix.....:**	SOLID
Date Sampled...:	10/31/07	**Date Received..:**	11/02/07	**MS Run #.....:**	7313003
Prep Date.....:	11/09/07	**Analysis Date..:**	11/16/07		
Prep Batch #...:	7313011	**Analysis Time..:**	19:29		
Dilution Factor:	0.5	**Initial Wgt/Vol:**	15 g	**Final Wgt/Vol..:**	10 mL
% Moisture.....:	70	**Analyst ID.....:**	402331	**Instrument ID..:**	S/T
		Method.....:	SW846 8082		

PARAMETER	RESULT	REPORTING LIMIT	UNITS	MDL
Aroclor 1016	ND	28	ug/kg	4.1
Aroclor 1221	ND	28	ug/kg	5.3
Aroclor 1232	ND	28	ug/kg	4.7
Aroclor 1242	ND	28	ug/kg	4.5
Aroclor 1248	ND	28	ug/kg	2.6
Aroclor 1254	**97**	**28**	**ug/kg**	**3.9**
Aroclor 1260	**51**	**28**	**ug/kg**	**3.9**

SURROGATE	PERCENT RECOVERY	RECOVERY LIMITS
Tetrachloro-m-xylene	79	(31 - 127)
Decachlorobiphenyl	81	(23 - 141)

NOTE(S):

Results and reporting limits have been adjusted for dry weight.

Tetra Tech NUS, Inc

Client Sample ID: FMC-19

GC Semivolatiles

Lot-Sample #...:	C7K020180-012	**Work Order #...:**	KAEVF1AT	**Matrix.....:**	SOLID
Date Sampled...:	10/31/07	**Date Received..:**	11/02/07	**MS Run #.....:**	7313003
Prep Date.....:	11/09/07	**Analysis Date..:**	11/16/07		
Prep Batch #...:	7313011	**Analysis Time..:**	19:52		
Dilution Factor:	0.5	**Initial Wgt/Vol:**	15 g	**Final Wgt/Vol..:**	10 mL
% Moisture.....:	68	**Analyst ID.....:**	402331	**Instrument ID..:**	S/T
		Method.....:	SW846 8082		

PARAMETER	RESULT	REPORTING LIMIT	UNITS	MDL
Aroclor 1016	ND	26	ug/kg	3.9
Aroclor 1221	ND	26	ug/kg	5.0
Aroclor 1232	ND	26	ug/kg	4.5
Aroclor 1242	ND	26	ug/kg	4.3
Aroclor 1248	ND	26	ug/kg	2.5
Aroclor 1254	**98**	**26**	**ug/kg**	**3.7**
Aroclor 1260	**65**	**26**	**ug/kg**	**3.7**

SURROGATE	PERCENT RECOVERY	RECOVERY LIMITS
Tetrachloro-m-xylene	86	(31 - 127)
Decachlorobiphenyl	83	(23 - 141)

NOTE(S):

Results and reporting limits have been adjusted for dry weight.

Tetra Tech NUS, Inc

Client Sample ID: FMC-20

GC Semivolatiles

Lot-Sample #...:	C7K020180-013	**Work Order #...:**	KAEVN1AT	**Matrix.....:**	SOLID
Date Sampled...:	10/31/07	**Date Received..:**	11/02/07	**MS Run #.....:**	7313003
Prep Date.....:	11/09/07	**Analysis Date..:**	11/16/07		
Prep Batch #...:	7313011	**Analysis Time..:**	20:15		
Dilution Factor:	0.5	**Initial Wgt/Vol:**	15 g	**Final Wgt/Vol..:**	10 mL
% Moisture.....:	73	**Analyst ID.....:**	402331	**Instrument ID..:**	S/T
		Method.....:	SW846 8082		

PARAMETER	RESULT	REPORTING LIMIT	UNITS	MDL
Aroclor 1016	ND	31	ug/kg	4.5
Aroclor 1221	ND	31	ug/kg	5.8
Aroclor 1232	ND	31	ug/kg	5.2
Aroclor 1242	ND	31	ug/kg	5.0
Aroclor 1248	ND	31	ug/kg	2.9
Aroclor 1254	**85**	**31**	**ug/kg**	**4.3**
Aroclor 1260	**53**	**31**	**ug/kg**	**4.3**

SURROGATE	PERCENT RECOVERY	RECOVERY LIMITS
Tetrachloro-m-xylene	82	(31 - 127)
Decachlorobiphenyl	76	(23 - 141)

NOTE(S):

Results and reporting limits have been adjusted for dry weight.

Tetra Tech NUS, Inc

Client Sample ID: FMC-21

GC Semivolatiles

Lot-Sample #...:	C7K020180-014	**Work Order #...:**	KAEV01AT	**Matrix.....:**	SOLID
Date Sampled...:	10/31/07	**Date Received..:**	11/02/07	**MS Run #.....:**	7313003
Prep Date.....:	11/09/07	**Analysis Date..:**	11/16/07		
Prep Batch #...:	7313011	**Analysis Time..:**	20:38		
Dilution Factor:	0.75	**Initial Wgt/Vol:**	10 g	**Final Wgt/Vol..:**	10 mL
% Moisture.....:	24	**Analyst ID.....:**	402331	**Instrument ID..:**	S/T
		Method.....:	SW846 8082		

PARAMETER	RESULT	REPORTING LIMIT	UNITS	MDL
Aroclor 1016	ND	17	ug/kg	2.5
Aroclor 1221	**25**	**17**	**ug/kg**	**3.2**
Aroclor 1232	ND	17	ug/kg	2.8
Aroclor 1242	ND	17	ug/kg	2.7
Aroclor 1248	ND	17	ug/kg	1.6
Aroclor 1254	ND	17	ug/kg	2.3
Aroclor 1260	ND	17	ug/kg	2.3

SURROGATE	PERCENT RECOVERY	RECOVERY LIMITS
Tetrachloro-m-xylene	82	(31 - 127)
Decachlorobiphenyl	84	(23 - 141)

NOTE(S):

Results and reporting limits have been adjusted for dry weight.

Tetra Tech NUS, Inc

Client Sample ID: FMC-22

GC Semivolatiles

Lot-Sample #...: C7K020180-015	**Work Order #...:** KAEV31AT	**Matrix.....:** SOLID
Date Sampled...: 10/31/07	**Date Received..:** 11/02/07	**MS Run #.....:** 7313003
Prep Date.....: 11/09/07	**Analysis Date..:** 11/16/07	
Prep Batch #...: 7313011	**Analysis Time..:** 21:02	
Dilution Factor: 0.75	**Initial Wgt/Vol:** 10 g	**Final Wgt/Vol..:** 10 mL
% Moisture.....: 25	**Analyst ID.....:** 402331	**Instrument ID..:** S/T
	Method.....: SW846 8082	

PARAMETER	RESULT	REPORTING LIMIT	UNITS	MDL
Aroclor 1016	ND	17	ug/kg	2.5
Aroclor 1221	ND	17	ug/kg	3.2
Aroclor 1232	ND	17	ug/kg	2.8
Aroclor 1242	ND	17	ug/kg	2.7
Aroclor 1248	ND	17	ug/kg	1.6
Aroclor 1254	**2.6 J**	**17**	**ug/kg**	**2.4**
Aroclor 1260	ND	17	ug/kg	2.4

SURROGATE	PERCENT RECOVERY	RECOVERY LIMITS
Tetrachloro-m-xylene	83	(31 - 127)
Decachlorobiphenyl	81	(23 - 141)

NOTE(S):

Results and reporting limits have been adjusted for dry weight.

J Estimated result. Result is less than RL.

Tetra Tech NUS, Inc

Client Sample ID: FMC-23

GC Semivolatiles

Lot-Sample #...:	C7K020180-016	**Work Order #...:**	KAEV91AT	**Matrix.....:**	SOLID
Date Sampled...:	10/31/07	**Date Received..:**	11/02/07	**MS Run #.....:**	7313003
Prep Date.....:	11/09/07	**Analysis Date..:**	11/19/07		
Prep Batch #...:	7313011	**Analysis Time..:**	11:27		
Dilution Factor:	0.7	**Initial Wgt/Vol:**	10.7 g	**Final Wgt/Vol..:**	10 mL
% Moisture.....:	29	**Analyst ID.....:**	402331	**Instrument ID..:**	S/T
		Method.....:	SW846 8082		

PARAMETER	RESULT	REPORTING LIMIT	UNITS	MDL
Aroclor 1016	ND	16	ug/kg	2.4
Aroclor 1221	ND	16	ug/kg	3.1
Aroclor 1232	ND	16	ug/kg	2.8
Aroclor 1242	ND	16	ug/kg	2.7
Aroclor 1248	ND	16	ug/kg	1.6
Aroclor 1254	ND	16	ug/kg	2.3
Aroclor 1260	ND	16	ug/kg	2.3

SURROGATE	PERCENT RECOVERY	RECOVERY LIMITS
Tetrachloro-m-xylene	80	(31 - 127)
Decachlorobiphenyl	86	(23 - 141)

NOTE(S):

Results and reporting limits have been adjusted for dry weight.

Tetra Tech NUS, Inc

Client Sample ID: FMC-24

GC Semivolatiles

Lot-Sample #...:	C7K020180-001	**Work Order #...:**	KAEM31AT	**Matrix.....:**	SOLID
Date Sampled...:	10/30/07	**Date Received..:**	11/02/07	**MS Run #.....:**	7313003
Prep Date.....:	11/09/07	**Analysis Date..:**	11/16/07		
Prep Batch #...:	7313011	**Analysis Time..:**	14:53		
Dilution Factor:	0.5	**Initial Wgt/Vol:**	15 g	**Final Wgt/Vol..:**	10 mL
% Moisture.....:	79	**Analyst ID.....:**	402331	**Instrument ID..:**	S/T
		Method.....:	SW846 8082		

PARAMETER	RESULT	REPORTING LIMIT	UNITS	MDL
Aroclor 1016	ND	40	ug/kg	5.9
Aroclor 1221	ND	40	ug/kg	7.6
Aroclor 1232	ND	40	ug/kg	6.8
Aroclor 1242	ND	40	ug/kg	6.5
Aroclor 1248	ND	40	ug/kg	3.8
Aroclor 1254	**180**	**40**	**ug/kg**	**5.6**
Aroclor 1260	**93**	**40**	**ug/kg**	**5.6**

SURROGATE	PERCENT RECOVERY	RECOVERY LIMITS
Tetrachloro-m-xylene	98	(31 - 127)
Decachlorobiphenyl	79	(23 - 141)

NOTE(S):

Results and reporting limits have been adjusted for dry weight.

Tetra Tech NUS, Inc

Client Sample ID: FMC-25

GC Semivolatiles

Lot-Sample #...:	C7K020180-023	**Work Order #...:**	KAEW91AT	**Matrix.....:**	SOLID
Date Sampled...:	10/31/07	**Date Received..:**	11/02/07	**MS Run #.....:**	7314008
Prep Date.....:	11/10/07	**Analysis Date..:**	11/19/07		
Prep Batch #...:	7314016	**Analysis Time..:**	15:37		
Dilution Factor:	0.5	**Initial Wgt/Vol:**	15 g	**Final Wgt/Vol..:**	10 mL
% Moisture.....:	74	**Analyst ID.....:**	402331	**Instrument ID..:**	S/T
		Method.....:	SW846 8082		

PARAMETER	RESULT	REPORTING LIMIT	UNITS	MDL
Aroclor 1016	ND	32	ug/kg	4.8
Aroclor 1221	ND	32	ug/kg	6.1
Aroclor 1232	ND	32	ug/kg	5.5
Aroclor 1242	ND	32	ug/kg	5.2
Aroclor 1248	ND	32	ug/kg	3.0
Aroclor 1254	**130**	**32**	**ug/kg**	**4.5**
Aroclor 1260	**43**	**32**	**ug/kg**	**4.5**

SURROGATE	PERCENT RECOVERY	RECOVERY LIMITS
Tetrachloro-m-xylene	89	(31 - 127)
Decachlorobiphenyl	81	(23 - 141)

NOTE(S):

Results and reporting limits have been adjusted for dry weight.

Tetra Tech NUS, Inc

Client Sample ID: FMC-26

GC Semivolatiles

Lot-Sample #...:	C7K020180-024	**Work Order #...:**	KAEXG1AT	**Matrix.....:**	SOLID
Date Sampled...:	10/31/07	**Date Received..:**	11/02/07	**MS Run #.....:**	7314008
Prep Date.....:	11/10/07	**Analysis Date..:**	11/19/07		
Prep Batch #...:	7314016	**Analysis Time..:**	15:59		
Dilution Factor:	0.5	**Initial Wgt/Vol:**	15 g	**Final Wgt/Vol..:**	10 mL
% Moisture.....:	70	**Analyst ID.....:**	402331	**Instrument ID..:**	S/T
		Method.....:	SW846 8082		

PARAMETER	RESULT	REPORTING LIMIT	UNITS	MDL
Aroclor 1016	ND	28	ug/kg	4.2
Aroclor 1221	ND	28	ug/kg	5.3
Aroclor 1232	ND	28	ug/kg	4.8
Aroclor 1242	ND	28	ug/kg	4.6
Aroclor 1248	ND	28	ug/kg	2.6
Aroclor 1254	**90**	**28**	**ug/kg**	**4.0**
Aroclor 1260	**45**	**28**	**ug/kg**	**4.0**

SURROGATE	PERCENT RECOVERY	RECOVERY LIMITS
Tetrachloro-m-xylene	83	(31 - 127)
Decachlorobiphenyl	85	(23 - 141)

NOTE(S):

Results and reporting limits have been adjusted for dry weight.

Tetra Tech NUS, Inc

Client Sample ID: FMC-3

GC Semivolatiles

Lot-Sample #...:	C7K020180-017	**Work Order #...:**	KAEWD1AT	**Matrix.....:**	SOLID
Date Sampled...:	10/31/07	**Date Received..:**	11/02/07	**MS Run #.....:**	7313003
Prep Date.....:	11/09/07	**Analysis Date..:**	11/19/07		
Prep Batch #...:	7313011	**Analysis Time..:**	11:50		
Dilution Factor:	0.65	**Initial Wgt/Vol:**	11.5 g	**Final Wgt/Vol..:**	10 mL
% Moisture.....:	35	**Analyst ID.....:**	402331	**Instrument ID..:**	S/T
		Method.....:	SW846 8082		

PARAMETER	RESULT	REPORTING LIMIT	UNITS	MDL
Aroclor 1016	ND	17	ug/kg	2.5
Aroclor 1221	ND	17	ug/kg	3.2
Aroclor 1232	ND	17	ug/kg	2.9
Aroclor 1242	ND	17	ug/kg	2.7
Aroclor 1248	ND	17	ug/kg	1.6
Aroclor 1254	ND	17	ug/kg	2.4
Aroclor 1260	**10 J**	**17**	**ug/kg**	**2.4**

SURROGATE	PERCENT RECOVERY	RECOVERY LIMITS
Tetrachloro-m-xylene	92	(31 - 127)
Decachlorobiphenyl	93	(23 - 141)

NOTE(S):

Results and reporting limits have been adjusted for dry weight.

J Estimated result. Result is less than RL.

Tetra Tech NUS, Inc

Client Sample ID: FMC-4

GC Semivolatiles

Lot-Sample #...:	C7K020180-018	**Work Order #...:**	KAEWN1AT	**Matrix.....:**	SOLID
Date Sampled...:	10/31/07	**Date Received..:**	11/02/07	**MS Run #.....:**	7313003
Prep Date.....:	11/09/07	**Analysis Date..:**	11/19/07		
Prep Batch #...:	7313011	**Analysis Time..:**	12:12		
Dilution Factor:	0.5	**Initial Wgt/Vol:**	15 g	**Final Wgt/Vol..:**	10 mL
% Moisture.....:	55	**Analyst ID.....:**	402331	**Instrument ID..:**	S/T
		Method.....:	SW846 8082		

PARAMETER	RESULT	REPORTING LIMIT	UNITS	MDL
Aroclor 1016	ND	19	ug/kg	2.8
Aroclor 1221	ND	19	ug/kg	3.5
Aroclor 1232	ND	19	ug/kg	3.2
Aroclor 1242	ND	19	ug/kg	3.0
Aroclor 1248	ND	19	ug/kg	1.8
Aroclor 1254	**51**	**19**	**ug/kg**	**2.6**
Aroclor 1260	**27**	**19**	**ug/kg**	**2.6**

SURROGATE	PERCENT RECOVERY	RECOVERY LIMITS
Tetrachloro-m-xylene	80	(31 - 127)
Decachlorobiphenyl	85	(23 - 141)

NOTE(S):

Results and reporting limits have been adjusted for dry weight.

Tetra Tech NUS, Inc

Client Sample ID: FMC-5

GC Semivolatiles

Lot-Sample #...:	C7K020180-019	**Work Order #...:**	KAEWQ1AT	**Matrix.....:**	SOLID
Date Sampled...:	10/31/07	**Date Received..:**	11/02/07	**MS Run #.....:**	7313003
Prep Date.....:	11/09/07	**Analysis Date..:**	11/19/07		
Prep Batch #...:	7313011	**Analysis Time..:**	12:35		
Dilution Factor:	0.5	**Initial Wgt/Vol:**	15 g	**Final Wgt/Vol..:**	10 mL
% Moisture.....:	75	**Analyst ID.....:**	402331	**Instrument ID..:**	S/T
		Method.....:	SW846 8082		

PARAMETER	RESULT	REPORTING LIMIT	UNITS	MDL
Aroclor 1016	ND	33	ug/kg	4.9
Aroclor 1221	ND	33	ug/kg	6.3
Aroclor 1232	ND	33	ug/kg	5.6
Aroclor 1242	ND	33	ug/kg	5.4
Aroclor 1248	ND	33	ug/kg	3.1
Aroclor 1254	**130**	**33**	**ug/kg**	**4.7**
Aroclor 1260	**69**	**33**	**ug/kg**	**4.7**

SURROGATE	PERCENT RECOVERY	RECOVERY LIMITS
Tetrachloro-m-xylene	78	(31 - 127)
Decachlorobiphenyl	89	(23 - 141)

NOTE(S):

Results and reporting limits have been adjusted for dry weight.

Tetra Tech NUS, Inc

Client Sample ID: FMC-6

GC Semivolatiles

Lot-Sample #...:	C7K020180-020	**Work Order #...:**	KAEWX1AT	**Matrix.....:**	SOLID
Date Sampled...:	10/31/07	**Date Received..:**	11/02/07	**MS Run #.....:**	7313003
Prep Date.....:	11/09/07	**Analysis Date..:**	11/19/07		
Prep Batch #...:	7313011	**Analysis Time..:**	12:58		
Dilution Factor:	0.6	**Initial Wgt/Vol:**	12.5 g	**Final Wgt/Vol..:**	10 mL
% Moisture.....:	36	**Analyst ID.....:**	402331	**Instrument ID..:**	S/T
		Method.....:	SW846 8082		

PARAMETER	RESULT	REPORTING LIMIT	UNITS	MDL
Aroclor 1016	ND	16	ug/kg	2.3
Aroclor 1221	ND	16	ug/kg	3.0
Aroclor 1232	ND	16	ug/kg	2.7
Aroclor 1242	ND	16	ug/kg	2.6
Aroclor 1248	ND	16	ug/kg	1.5
Aroclor 1254	**18**	**16**	**ug/kg**	**2.2**
Aroclor 1260	ND	16	ug/kg	2.2

SURROGATE	PERCENT RECOVERY	RECOVERY LIMITS
Tetrachloro-m-xylene	87	(31 - 127)
Decachlorobiphenyl	87	(23 - 141)

NOTE(S):

Results and reporting limits have been adjusted for dry weight.

Tetra Tech NUS, Inc

Client Sample ID: FMC-7

GC Semivolatiles

Lot-Sample #...:	C7K020180-021	**Work Order #...:**	KAEW11AT	**Matrix.....:**	SOLID
Date Sampled...:	10/31/07	**Date Received..:**	11/02/07	**MS Run #.....:**	7314008
Prep Date.....:	11/10/07	**Analysis Date..:**	11/19/07		
Prep Batch #...:	7314016	**Analysis Time..:**	14:06		
Dilution Factor:	0.5	**Initial Wgt/Vol:**	15 g	**Final Wgt/Vol..:**	10 mL
% Moisture.....:	74	**Analyst ID.....:**	402331	**Instrument ID..:**	S/T
		Method.....:	SW846 8082		

PARAMETER	RESULT	REPORTING LIMIT	UNITS	MDL
Aroclor 1016	ND	32	ug/kg	4.8
Aroclor 1221	ND	32	ug/kg	6.1
Aroclor 1232	ND	32	ug/kg	5.5
Aroclor 1242	ND	32	ug/kg	5.2
Aroclor 1248	ND	32	ug/kg	3.0
Aroclor 1254	**77**	**32**	**ug/kg**	**4.6**
Aroclor 1260	**43**	**32**	**ug/kg**	**4.6**

SURROGATE	PERCENT RECOVERY	RECOVERY LIMITS
Tetrachloro-m-xylene	76	(31 - 127)
Decachlorobiphenyl	77	(23 - 141)

NOTE(S):

Results and reporting limits have been adjusted for dry weight.

Tetra Tech NUS, Inc

Client Sample ID: FMC-8

GC Semivolatiles

Lot-Sample #...:	C7K020180-022	**Work Order #...:**	KAEW51AT	**Matrix.....:**	SOLID
Date Sampled...:	10/31/07	**Date Received..:**	11/02/07	**MS Run #.....:**	7314008
Prep Date.....:	11/10/07	**Analysis Date..:**	11/19/07		
Prep Batch #...:	7314016	**Analysis Time..:**	15:14		
Dilution Factor:	0.5	**Initial Wgt/Vol:**	15 g	**Final Wgt/Vol..:**	10 mL
% Moisture.....:	73	**Analyst ID.....:**	402331	**Instrument ID..:**	S/T
		Method.....:	SW846 8082		

PARAMETER	RESULT	REPORTING LIMIT	UNITS	MDL
Aroclor 1016	ND	31	ug/kg	4.6
Aroclor 1221	ND	31	ug/kg	5.9
Aroclor 1232	ND	31	ug/kg	5.3
Aroclor 1242	ND	31	ug/kg	5.0
Aroclor 1248	ND	31	ug/kg	2.9
Aroclor 1254	**88**	**31**	**ug/kg**	**4.4**
Aroclor 1260	**34**	**31**	**ug/kg**	**4.4**

SURROGATE	PERCENT RECOVERY	RECOVERY LIMITS
Tetrachloro-m-xylene	71	(31 - 127)
Decachlorobiphenyl	73	(23 - 141)

NOTE(S):

Results and reporting limits have been adjusted for dry weight.

Tetra Tech NUS, Inc

Client Sample ID: FMC-9

GC Semivolatiles

Lot-Sample #...:	C7K020180-002	**Work Order #...:**	KAERC1AT	**Matrix.....:**	SOLID
Date Sampled...:	10/30/07	**Date Received..:**	11/02/07	**MS Run #.....:**	7313003
Prep Date.....:	11/09/07	**Analysis Date..:**	11/16/07		
Prep Batch #...:	7313011	**Analysis Time..:**	15:16		
Dilution Factor:	0.5	**Initial Wgt/Vol:**	15 g	**Final Wgt/Vol..:**	10 mL
% Moisture.....:	74	**Analyst ID.....:**	402331	**Instrument ID..:**	S/T
		Method.....:	SW846 8082		

PARAMETER	RESULT	REPORTING LIMIT	UNITS	MDL
Aroclor 1016	ND	32	ug/kg	4.7
Aroclor 1221	ND	32	ug/kg	6.0
Aroclor 1232	ND	32	ug/kg	5.4
Aroclor 1242	ND	32	ug/kg	5.2
Aroclor 1248	ND	32	ug/kg	3.0
Aroclor 1254	**140**	**32**	**ug/kg**	**4.5**
Aroclor 1260	**75**	**32**	**ug/kg**	**4.5**

SURROGATE	PERCENT RECOVERY	RECOVERY LIMITS
Tetrachloro-m-xylene	90	(31 - 127)
Decachlorobiphenyl	63	(23 - 141)

NOTE(S):

Results and reporting limits have been adjusted for dry weight.

Client: TestAmerica Laboratories, Inc.

Job Number: 580-8004-1

Client Sample ID: **FMC 10**

Lab Sample ID: 580-8004-20
Client Matrix: Solid

% Moisture: 72.4

Date Sampled: 10/30/2007 0000
Date Received: 11/03/2007 1035

Organotins Organotins by GC/MS (PSEP) Protocol

Method: Organotins
Preparation: Organotin Prep
Dilution: 1.0
Date Analyzed: 11/08/2007 0532
Date Prepared: 11/05/2007 1145

Analysis Batch: 580-25682
Prep Batch: 580-25378

Instrument ID: SEA008
Lab File ID: L25780.D
Initial Weight/Volume: 15.2435 g
Final Weight/Volume: 20 mL
Injection Volume:

Analyte	DryWt Corrected: Y Result (ug/Kg)	Qualifier	MDL	RL
Dibutyltin	ND		1.3	4.8
Monobutyltin	ND		0.75	4.8
Tetra-n-butyltin	ND		4.3	13
Tributyltin	ND		1.3	4.8

Surrogate	%Rec	Acceptance Limits
Tripentyltin	75	42 - 192

Client: TestAmerica Laboratories, Inc.

Job Number: 580-8004-1

Client Sample ID: **FMC 11**

Lab Sample ID: 580-8004-21
Client Matrix: Solid

% Moisture: 74.0

Date Sampled: 10/30/2007 0000
Date Received: 11/03/2007 1035

Organotins Organotins by GC/MS (PSEP) Protocol

Method: Organotins
Preparation: Organotin Prep
Dilution: 1.0
Date Analyzed: 11/08/2007 0556
Date Prepared: 11/05/2007 1145

Analysis Batch: 580-25682
Prep Batch: 580-25378

Instrument ID: SEA008
Lab File ID: L25781.D
Initial Weight/Volume: 15.2285 g
Final Weight/Volume: 20 mL
Injection Volume:

Analyte	DryWt Corrected: Y Result (ug/Kg)	Qualifier	MDL	RL
Dibutyltin	ND		1.4	5.0
Monobutyltin	ND		0.80	5.0
Tetra-n-butyltin	ND		4.6	14
Tributyltin	ND		1.3	5.0

Surrogate	%Rec	Acceptance Limits
Tripentyltin	45	42 - 192

Client: TestAmerica Laboratories, Inc.

Job Number: 580-8004-1

Client Sample ID: **FMC 12**

Lab Sample ID: 580-8004-22
Client Matrix: Solid

% Moisture: 61.6

Date Sampled: 10/30/2007 0000
Date Received: 11/03/2007 1035

Organotins Organotins by GC/MS (PSEP) Protocol

Method: Organotins
Preparation: Organotin Prep
Dilution: 1.0
Date Analyzed: 11/08/2007 0936
Date Prepared: 11/05/2007 1325

Analysis Batch: 580-25618
Prep Batch: 580-25386

Instrument ID: SEA008
Lab File ID: L25789.D
Initial Weight/Volume: 15.9540 g
Final Weight/Volume: 20 mL
Injection Volume:

Analyte	DryWt Corrected: Y Result (ug/Kg)	Qualifier	MDL	RL
Dibutyltin	ND		0.88	3.3
Monobutyltin	ND		0.51	3.3
Tetra-n-butyltin	ND		2.9	8.8
Tributyltin	ND		0.86	3.3

Surrogate	%Rec	Acceptance Limits
Tripentyltin	74	42 - 192

Client: TestAmerica Laboratories, Inc. Job Number: 580-8004-1

Client Sample ID: **FMC 13**

Lab Sample ID: 580-8004-23 Date Sampled: 10/30/2007 0000
Client Matrix: Solid % Moisture: 70.7 Date Received: 11/03/2007 1035

Organotins Organotins by GC/MS (PSEP) Protocol

Method: Organotins Analysis Batch: 580-25618 Instrument ID: SEA008
Preparation: Organotin Prep Prep Batch: 580-25386 Lab File ID: L25790.D
Dilution: 1.0 Initial Weight/Volume: 15.2954 g
Date Analyzed: 11/08/2007 1000 Final Weight/Volume: 20 mL
Date Prepared: 11/05/2007 1325 Injection Volume:

Analyte	DryWt Corrected: Y Result (ug/Kg)	Qualifier	MDL	RL
Dibutyltin	ND		1.2	4.5
Monobutyltin	ND		0.70	4.5
Tetra-n-butyltin	ND		4.0	12
Tributyltin	ND		1.2	4.5

Surrogate	%Rec	Acceptance Limits
Tripentyltin	80	42 - 192

Client: TestAmerica Laboratories, Inc. Job Number: 580-8004-1

Client Sample ID: FMC 14

Lab Sample ID: 580-8004-24 Date Sampled: 10/30/2007 0000
Client Matrix: Solid % Moisture: 68.5 Date Received: 11/03/2007 1035

Organotins Organotins by GC/MS (PSEP) Protocol

Method: Organotins Analysis Batch: 580-25618 Instrument ID: SEA008
Preparation: Organotin Prep Prep Batch: 580-25386 Lab File ID: L25791.D
Dilution: 1.0 Initial Weight/Volume: 15.2550 g
Date Analyzed: 11/08/2007 1025 Final Weight/Volume: 20 mL
Date Prepared: 11/05/2007 1325 Injection Volume:

Analyte	DryWt Corrected: Y	Result (ug/Kg)	Qualifier	MDL	RL
Dibutyltin		ND		1.1	4.2
Monobutyltin		ND		0.66	4.2
Tetra-n-butyltin		ND		3.7	11
Tributyltin		ND		1.1	4.2

Surrogate	%Rec	Acceptance Limits
Tripentyltin	75	42 - 192

Client: TestAmerica Laboratories, Inc.

Job Number: 580-8004-1

Client Sample ID: **FMC 15**

Lab Sample ID: 580-8004-3
Client Matrix: Solid

% Moisture: 19.3

Date Sampled: 10/31/2007 0000
Date Received: 11/03/2007 1035

Organotins Organotins by GC/MS (PSEP) Protocol

Method: Organotins
Preparation: Organotin Prep
Dilution: 1.0
Date Analyzed: 11/07/2007 2309
Date Prepared: 11/05/2007 1145

Analysis Batch: 580-25682
Prep Batch: 580-25378

Instrument ID: SEA008
Lab File ID: L25764.D
Initial Weight/Volume: 15.2262 g
Final Weight/Volume: 20 mL
Injection Volume:

Analyte	DryWt Corrected: Y Result (ug/Kg)	Qualifier	MDL	RL
Dibutyltin	ND		0.44	1.6
Monobutyltin	5.3		0.26	1.6
Tetra-n-butyltin	ND		1.5	4.4
Tributyltin	ND		0.43	1.6

Surrogate	%Rec	Acceptance Limits
Tripentyltin	62	42 - 192

Client: TestAmerica Laboratories, Inc.

Job Number: 580-8004-1

Client Sample ID: **FMC 16**

Lab Sample ID: 580-8004-4
Client Matrix: Solid

% Moisture: 18.6

Date Sampled: 10/31/2007 0000
Date Received: 11/03/2007 1035

Organotins Organotins by GC/MS (PSEP) Protocol

Method: Organotins
Preparation: Organotin Prep
Dilution: 1.0
Date Analyzed: 11/07/2007 2333
Date Prepared: 11/05/2007 1145

Analysis Batch: 580-25682
Prep Batch: 580-25378

Instrument ID: SEA008
Lab File ID: L25765.D
Initial Weight/Volume: 15.2614 g
Final Weight/Volume: 20 mL
Injection Volume:

Analyte	DryWt Corrected: Y Result (ug/Kg)	Qualifier	MDL	RL
Dibutyltin	ND		0.43	1.6
Monobutyltin	5.0		0.25	1.6
Tetra-n-butyltin	ND		1.4	4.3
Tributyltin	ND		0.42	1.6

Surrogate	%Rec	Acceptance Limits
Tripentyltin	67	42 - 192

Client: TestAmerica Laboratories, Inc.

Job Number: 580-8004-1

Client Sample ID: **FMC 17**

Lab Sample ID: 580-8004-5
Client Matrix: Solid

% Moisture: 19.8

Date Sampled: 10/31/2007 0000
Date Received: 11/03/2007 1035

Organotins Organotins by GC/MS (PSEP) Protocol

Method: Organotins
Preparation: Organotin Prep
Dilution: 1.0
Date Analyzed: 11/07/2007 2357
Date Prepared: 11/05/2007 1145

Analysis Batch: 580-25682
Prep Batch: 580-25378

Instrument ID: SEA008
Lab File ID: L25766.D
Initial Weight/Volume: 15.4135 g
Final Weight/Volume: 20 mL
Injection Volume:

Analyte	DryWt Corrected: Y Result (ug/Kg)	Qualifier	MDL	RL
Dibutyltin	ND		0.44	1.6
Monobutyltin	ND		0.25	1.6
Tetra-n-butyltin	ND		1.5	4.4
Tributyltin	ND		0.42	1.6

Surrogate	%Rec	Acceptance Limits
Tripentyltin	73	42 - 192

Client: TestAmerica Laboratories, Inc.

Job Number: 580-8004-1

Client Sample ID: **FMC 18**

Lab Sample ID: 580-8004-6
Client Matrix: Solid

% Moisture: 70.4

Date Sampled: 10/31/2007 0000
Date Received: 11/03/2007 1035

Organotins Organotins by GC/MS (PSEP) Protocol

Method: Organotins
Preparation: Organotin Prep
Dilution: 1.0
Date Analyzed: 11/08/2007 0021
Date Prepared: 11/05/2007 1145

Analysis Batch: 580-25682
Prep Batch: 580-25378

Instrument ID: SEA008
Lab File ID: L25767.D
Initial Weight/Volume: 15.5737 g
Final Weight/Volume: 20 mL
Injection Volume:

Analyte	DryWt Corrected: Y Result (ug/Kg)	Qualifier	MDL	RL
Dibutyltin	ND		1.2	4.3
Monobutyltin	ND		0.68	4.3
Tetra-n-butyltin	ND		3.9	12
Tributyltin	ND		1.1	4.3

Surrogate	%Rec	Acceptance Limits
Tripentyltin	85	42 - 192

Client: TestAmerica Laboratories, Inc.

Job Number: 580-8004-1

Client Sample ID: **FMC 19**

Lab Sample ID: 580-8004-7
Client Matrix: Solid

% Moisture: 70.3

Date Sampled: 10/31/2007 0000
Date Received: 11/03/2007 1035

Organotins Organotins by GC/MS (PSEP) Protocol

Method: Organotins
Preparation: Organotin Prep
Dilution: 1.0
Date Analyzed: 11/08/2007 0045
Date Prepared: 11/05/2007 1145

Analysis Batch: 580-25682
Prep Batch: 580-25378

Instrument ID: SEA008
Lab File ID: L25768.D
Initial Weight/Volume: 15.4203 g
Final Weight/Volume: 20 mL
Injection Volume:

Analyte	DryWt Corrected: Y Result (ug/Kg)	Qualifier	MDL	RL
Dibutyltin	ND		1.2	4.4
Monobutyltin	ND		0.69	4.4
Tetra-n-butyltin	ND		3.9	12
Tributyltin	ND		1.1	4.4

Surrogate	%Rec	Acceptance Limits
Tripentyltin	73	42 - 192

Client: TestAmerica Laboratories, Inc.

Job Number: 580-8004-1

Client Sample ID: **FMC 20**

Lab Sample ID: 580-8004-8
Client Matrix: Solid

% Moisture: 72.3

Date Sampled: 10/31/2007 0000
Date Received: 11/03/2007 1035

Organotins Organotins by GC/MS (PSEP) Protocol

Method: Organotins
Preparation: Organotin Prep
Dilution: 1.0
Date Analyzed: 11/08/2007 0109
Date Prepared: 11/05/2007 1145

Analysis Batch: 580-25682
Prep Batch: 580-25378

Instrument ID: SEA008
Lab File ID: L25769.D
Initial Weight/Volume: 15.0270 g
Final Weight/Volume: 20 mL
Injection Volume:

Analyte	DryWt Corrected: Y Result (ug/Kg)	Qualifier	MDL	RL
Dibutyltin	ND		1.3	4.8
Monobutyltin	ND		0.76	4.8
Tetra-n-butyltin	ND		4.3	13
Tributyltin	ND		1.3	4.8

Surrogate	%Rec	Acceptance Limits
Tripentyltin	80	42 - 192

Client: TestAmerica Laboratories, Inc. Job Number: 580-8004-1

Client Sample ID: FMC 21

Lab Sample ID: 580-8004-9
Client Matrix: Solid % Moisture: 19.4

Date Sampled: 10/31/2007 0000
Date Received: 11/03/2007 1035

Organotins Organotins by GC/MS (PSEP) Protocol

Method: Organotins
Preparation: Organotin Prep
Dilution: 1.0
Date Analyzed: 11/08/2007 0133
Date Prepared: 11/05/2007 1145

Analysis Batch: 580-25682
Prep Batch: 580-25378

Instrument ID: SEA008
Lab File ID: L25770.D
Initial Weight/Volume: 15.5814 g
Final Weight/Volume: 20 mL
Injection Volume:

Analyte	DryWt Corrected: Y Result (ug/Kg)	Qualifier	MDL	RL
Dibutyltin	ND		0.43	1.6
Monobutyltin	ND		0.25	1.6
Tetra-n-butyltin	ND		1.4	4.3
Tributyltin	ND		0.42	1.6

Surrogate	%Rec	Acceptance Limits
Tripentyltin	63	42 - 192

Client: TestAmerica Laboratories, Inc. Job Number: 580-8004-1

Client Sample ID: FMC 22

Lab Sample ID: 580-8004-10 Date Sampled: 10/31/2007 0000
Client Matrix: Solid % Moisture: 18.1 Date Received: 11/03/2007 1035

Organotins Organotins by GC/MS (PSEP) Protocol

Method: Organotins Analysis Batch: 580-25682 Instrument ID: SEA008
Preparation: Organotin Prep Prep Batch: 580-25378 Lab File ID: L25771.D
Dilution: 1.0 Initial Weight/Volume: 15.9188 g
Date Analyzed: 11/08/2007 0157 Final Weight/Volume: 20 mL
Date Prepared: 11/05/2007 1145 Injection Volume:

Analyte	DryWt Corrected: Y Result (ug/Kg)	Qualifier	MDL	RL
Dibutyltin	ND		0.41	1.5
Monobutyltin	ND		0.24	1.5
Tetra-n-butyltin	ND		1.4	4.1
Tributyltin	ND		0.40	1.5

Surrogate	%Rec	Acceptance Limits
Tripentyltin	73	42 - 192

Client: TestAmerica Laboratories, Inc. Job Number: 580-8004-1

Client Sample ID: FMC 23

Lab Sample ID: 580-8004-11
Client Matrix: Solid % Moisture: 23.5
Date Sampled: 10/31/2007 0000
Date Received: 11/03/2007 1035

Organotins Organotins by GC/MS (PSEP) Protocol

Method: Organotins
Preparation: Organotin Prep
Dilution: 1.0
Date Analyzed: 11/08/2007 1249
Date Prepared: 11/07/2007 1231
Analysis Batch: 580-25682
Prep Batch: 580-25466
Instrument ID: SEA008
Lab File ID: L25797.D
Initial Weight/Volume: 15.1236 g
Final Weight/Volume: 20 mL
Injection Volume:

Analyte	DryWt Corrected: Y Result (ug/Kg)	Qualifier	MDL	RL
Dibutyltin	ND		0.47	1.7
Monobutyltin	6.6		0.27	1.7
Tetra-n-butyltin	ND		1.6	4.7
Tributyltin	ND		0.45	1.7

Surrogate	%Rec	Acceptance Limits
Tripentyltin	83	42 - 192

Client: TestAmerica Laboratories, Inc.

Job Number: 580-8004-1

Client Sample ID: **FMC 24**

Lab Sample ID: 580-8004-18
Client Matrix: Solid

% Moisture: 76.7

Date Sampled: 10/30/2007 0000
Date Received: 11/03/2007 1035

Organotins Organotins by GC/MS (PSEP) Protocol

Method: Organotins
Preparation: Organotin Prep
Dilution: 1.0
Date Analyzed: 11/08/2007 0444
Date Prepared: 11/05/2007 1145

Analysis Batch: 580-25682
Prep Batch: 580-25378

Instrument ID: SEA008
Lab File ID: L25778.D
Initial Weight/Volume: 15.1706 g
Final Weight/Volume: 20 mL
Injection Volume:

Analyte	DryWt Corrected: Y Result (ug/Kg)	Qualifier	MDL	RL
Dibutyltin	ND		1.5	5.6
Monobutyltin	ND		0.89	5.6
Tetra-n-butyltin	ND		5.1	15
Tributyltin	ND		1.5	5.6

Surrogate	%Rec	Acceptance Limits
Tripentyltin	62	42 - 192

Client: TestAmerica Laboratories, Inc.

Job Number: 580-8004-1

Client Sample ID: **FMC 25**

Lab Sample ID: 580-8004-1
Client Matrix: Solid

% Moisture: 70.9

Date Sampled: 11/01/2007 0000
Date Received: 11/03/2007 1035

Organotins Organotins by GC/MS (PSEP) Protocol

Method: Organotins
Preparation: Organotin Prep
Dilution: 1.0
Date Analyzed: 11/07/2007 2221
Date Prepared: 11/05/2007 1145

Analysis Batch: 580-25682
Prep Batch: 580-25378

Instrument ID: SEA008
Lab File ID: L25762.D
Initial Weight/Volume: 15.2353 g
Final Weight/Volume: 20 mL
Injection Volume:

Analyte	DryWt Corrected: Y Result (ug/Kg)	Qualifier	MDL	RL
Dibutyltin	ND		1.2	4.5
Monobutyltin	ND		0.71	4.5
Tetra-n-butyltin	ND		4.1	12
Tributyltin	ND		1.2	4.5

Surrogate	%Rec	Acceptance Limits
Tripentyltin	81	42 - 192

Client: TestAmerica Laboratories, Inc.

Job Number: 580-8004-1

Client Sample ID: **FMC 26**

Lab Sample ID: 580-8004-2
Client Matrix: Solid

% Moisture: 69.8

Date Sampled: 11/01/2007 0000
Date Received: 11/03/2007 1035

Organotins Organotins by GC/MS (PSEP) Protocol

Method: Organotins
Preparation: Organotin Prep
Dilution: 1.0
Date Analyzed: 11/07/2007 2245
Date Prepared: 11/05/2007 1145

Analysis Batch: 580-25682
Prep Batch: 580-25378

Instrument ID: SEA008
Lab File ID: L25763.D
Initial Weight/Volume: 15.1380 g
Final Weight/Volume: 20 mL
Injection Volume:

Analyte	DryWt Corrected: Y Result (ug/Kg)	Qualifier	MDL	RL
Dibutyltin	ND		1.2	4.4
Monobutyltin	ND		0.69	4.4
Tetra-n-butyltin	ND		3.9	12
Tributyltin	ND		1.1	4.4

Surrogate	%Rec	Acceptance Limits
Tripentyltin	65	42 - 192

Client: TestAmerica Laboratories, Inc.

Job Number: 580-8004-1

Client Sample ID: **FMC 3**

Lab Sample ID: 580-8004-12
Client Matrix: Solid

% Moisture: 25.1

Date Sampled: 10/31/2007 0000
Date Received: 11/03/2007 1035

Organotins Organotins by GC/MS (PSEP) Protocol

Method: Organotins
Preparation: Organotin Prep
Dilution: 1.0
Date Analyzed: 11/08/2007 0221
Date Prepared: 11/05/2007 1145

Analysis Batch: 580-25682
Prep Batch: 580-25378

Instrument ID: SEA008
Lab File ID: L25772.D
Initial Weight/Volume: 15.2763 g
Final Weight/Volume: 20 mL
Injection Volume:

Analyte	DryWt Corrected: Y Result (ug/Kg)	Qualifier	MDL	RL
Dibutyltin	ND		0.47	1.7
Monobutyltin	ND		0.28	1.7
Tetra-n-butyltin	ND		1.6	4.7
Tributyltin	ND		0.46	1.7

Surrogate	%Rec	Acceptance Limits
Tripentyltin	76	42 - 192

Client: TestAmerica Laboratories, Inc.

Job Number: 580-8004-1

Client Sample ID: **FMC 4**

Lab Sample ID: 580-8004-13
Client Matrix: Solid

% Moisture: 58.7

Date Sampled: 10/31/2007 0000
Date Received: 11/03/2007 1035

Organotins Organotins by GC/MS (PSEP) Protocol

Method: Organotins
Preparation: Organotin Prep
Dilution: 1.0
Date Analyzed: 11/08/2007 0245
Date Prepared: 11/05/2007 1145

Analysis Batch: 580-25682
Prep Batch: 580-25378

Instrument ID: SEA008
Lab File ID: L25773.D
Initial Weight/Volume: 15.2487 g
Final Weight/Volume: 20 mL
Injection Volume:

Analyte	DryWt Corrected: Y Result (ug/Kg)	Qualifier	MDL	RL
Dibutyltin	ND		0.86	3.2
Monobutyltin	ND		0.50	3.2
Tetra-n-butyltin	ND		2.9	8.6
Tributyltin	ND		0.83	3.2

Surrogate	%Rec	Acceptance Limits
Tripentyltin	71	42 - 192

Client: TestAmerica Laboratories, Inc.

Job Number: 580-8004-1

Client Sample ID: **FMC 5**

Lab Sample ID: 580-8004-14
Client Matrix: Solid

% Moisture: 71.7

Date Sampled: 10/31/2007 0000
Date Received: 11/03/2007 1035

Organotins Organotins by GC/MS (PSEP) Protocol

Method: Organotins
Preparation: Organotin Prep
Dilution: 1.0
Date Analyzed: 11/08/2007 0309
Date Prepared: 11/05/2007 1145

Analysis Batch: 580-25682
Prep Batch: 580-25378

Instrument ID: SEA008
Lab File ID: L25774.D
Initial Weight/Volume: 15.3773 g
Final Weight/Volume: 20 mL
Injection Volume:

Analyte	DryWt Corrected: Y Result (ug/Kg)	Qualifier	MDL	RL
Dibutyltin	ND		1.2	4.6
Monobutyltin	7.0		0.72	4.6
Tetra-n-butyltin	ND		4.1	12
Tributyltin	ND		1.2	4.6

Surrogate	%Rec	Acceptance Limits
Tripentyltin	79	42 - 192

Client: TestAmerica Laboratories, Inc.

Job Number: 580-8004-1

Client Sample ID: **FMC 6**

Lab Sample ID: 580-8004-15
Client Matrix: Solid

% Moisture: 20.8

Date Sampled: 10/31/2007 0000
Date Received: 11/03/2007 1035

Organotins Organotins by GC/MS (PSEP) Protocol

Method: Organotins
Preparation: Organotin Prep
Dilution: 1.0
Date Analyzed: 11/08/2007 0333
Date Prepared: 11/05/2007 1145

Analysis Batch: 580-25682
Prep Batch: 580-25378

Instrument ID: SEA008
Lab File ID: L25775.D
Initial Weight/Volume: 15.5576 g
Final Weight/Volume: 20 mL
Injection Volume:

Analyte	DryWt Corrected: Y Result (ug/Kg)	Qualifier	MDL	RL
Dibutyltin	ND		0.44	1.6
Monobutyltin	ND		0.26	1.6
Tetra-n-butyltin	ND		1.5	4.4
Tributyltin	ND		0.43	1.6

Surrogate	%Rec	Acceptance Limits
Tripentyltin	69	42 - 192

Client: TestAmerica Laboratories, Inc.

Job Number: 580-8004-1

Client Sample ID: **FMC 7**

Lab Sample ID: 580-8004-16
Client Matrix: Solid

% Moisture: 72.0

Date Sampled: 10/31/2007 0000
Date Received: 11/03/2007 1035

Organotins Organotins by GC/MS (PSEP) Protocol

Method: Organotins
Preparation: Organotin Prep
Dilution: 1.0
Date Analyzed: 11/08/2007 0356
Date Prepared: 11/05/2007 1145

Analysis Batch: 580-25682
Prep Batch: 580-25378

Instrument ID: SEA008
Lab File ID: L25776.D
Initial Weight/Volume: 15.8342 g
Final Weight/Volume: 20 mL
Injection Volume:

Analyte	DryWt Corrected: Y Result (ug/Kg)	Qualifier	MDL	RL
Dibutyltin	ND		1.2	4.5
Monobutyltin	ND		0.71	4.5
Tetra-n-butyltin	ND		4.1	12
Tributyltin	ND		1.2	4.5

Surrogate	%Rec	Acceptance Limits
Tripentyltin	59	42 - 192

Client: TestAmerica Laboratories, Inc.

Job Number: 580-8004-1

Client Sample ID: **FMC 8**

Lab Sample ID: 580-8004-17
Client Matrix: Solid

% Moisture: 67.2

Date Sampled: 10/31/2007 0000
Date Received: 11/03/2007 1035

Organotins Organotins by GC/MS (PSEP) Protocol

Method: Organotins
Preparation: Organotin Prep
Dilution: 1.0
Date Analyzed: 11/08/2007 0420
Date Prepared: 11/05/2007 1145

Analysis Batch: 580-25682
Prep Batch: 580-25378

Instrument ID: SEA008
Lab File ID: L25777.D
Initial Weight/Volume: 15.4107 g
Final Weight/Volume: 20 mL
Injection Volume:

Analyte	DryWt Corrected: Y Result (ug/Kg)	Qualifier	MDL	RL
Dibutyltin	ND		1.1	3.9
Monobutyltin	ND		0.62	3.9
Tetra-n-butyltin	ND		3.6	11
Tributyltin	ND		1.0	3.9

Surrogate	%Rec	Acceptance Limits
Tripentyltin	75	42 - 192

Client: TestAmerica Laboratories, Inc. Job Number: 580-8004-1

Client Sample ID: FMC 9

Lab Sample ID: 580-8004-19 Date Sampled: 10/30/2007 0000
Client Matrix: Solid % Moisture: 73.9 Date Received: 11/03/2007 1035

Organotins Organotins by GC/MS (PSEP) Protocol

Method: Organotins Analysis Batch: 580-25682 Instrument ID: SEA008
Preparation: Organotin Prep Prep Batch: 580-25378 Lab File ID: L25779.D
Dilution: 1.0 Initial Weight/Volume: 15.4490 g
Date Analyzed: 11/08/2007 0508 Final Weight/Volume: 20 mL
Date Prepared: 11/05/2007 1145 Injection Volume:

Analyte	DryWt Corrected: Y Result (ug/Kg)	Qualifier	MDL	RL
Dibutyltin	ND		1.3	4.9
Monobutyltin	ND		0.78	4.9
Tetra-n-butyltin	ND		4.5	13
Tributyltin	ND		1.3	4.9

Surrogate	%Rec	Acceptance Limits
Tripentyltin	54	42 - 192

Appendix C

Support Documentation

HOLDTIME

SDG C7K020180

SORT	UNITS	NSAMPLE	LAB_ID	QC_TYPE	SAMP_DATE	EXTR_DATE	ANAL_DATE	SMP_EXTR	EXTR_ANL	SMP_ANL
HG	MG/KG	FMC-24DL	C7K020180001	NM	10/30/2007	11/21/2007	11/21/2007	22	0	22
HG	MG/KG	FMC-11DL	C7K020180004	NM	10/30/2007	11/21/2007	11/21/2007	22	0	22
HG	MG/KG	FMC-12DL	C7K020180005	NM	10/30/2007	11/21/2007	11/21/2007	22	0	22
HG	MG/KG	FMC-13DL	C7K020180006	NM	10/30/2007	11/21/2007	11/21/2007	22	0	22
HG	MG/KG	FMC-14DL	C7K020180007	NM	10/30/2007	11/21/2007	11/21/2007	22	0	22
HG	MG/KG	FMC-15DL	C7K020180008	NM	10/31/2007	11/21/2007	11/21/2007	21	0	21
HG	MG/KG	FMC-16DL	C7K020180009	NM	10/31/2007	11/21/2007	11/21/2007	21	0	21
HG	MG/KG	FMC-17DL	C7K020180010	NM	10/31/2007	11/21/2007	11/21/2007	21	0	21
HG	MG/KG	FMC-18DL	C7K020180011	NM	10/31/2007	11/21/2007	11/21/2007	21	0	21
HG	MG/KG	FMC-19DL	C7K020180012	NM	10/31/2007	11/21/2007	11/21/2007	21	0	21
HG	MG/KG	FMC-10DL	C7K020180003	NM	10/30/2007	11/21/2007	11/21/2007	22	0	22
HG	MG/KG	FMC-22DL	C7K020180015	NM	10/31/2007	11/21/2007	11/21/2007	21	0	21
HG	MG/KG	FMC-21DL	C7K020180014	NM	10/31/2007	11/21/2007	11/21/2007	21	0	21
HG	MG/KG	FMC-25DL	C7K020180023	NM	10/31/2007	11/21/2007	11/21/2007	21	0	21
HG	MG/KG	FMC-26DL	C7K020180024	NM	10/31/2007	11/21/2007	11/21/2007	21	0	21

SORT	UNITS	NSAMPLE	LAB_ID	QC_TYPE	SAMP_DATE	EXTR_DATE	ANAL_DATE	SMP_EXTR	EXTR_ANL	SMP_ANL
HG	MG/KG	FMC-3DL	C7K020180017	NM	10/31/2007	11/21/2007	11/21/2007	21	0	21
HG	MG/KG	FMC-4DL	C7K020180018	NM	10/31/2007	11/21/2007	11/21/2007	21	0	21
HG	MG/KG	FMC-5DL	C7K020180019	NM	10/31/2007	11/21/2007	11/21/2007	21	0	21
HG	MG/KG	FMC-6DL	C7K020180020	NM	10/31/2007	11/21/2007	11/21/2007	21	0	21
HG	MG/KG	FMC-7DL	C7K020180021	NM	10/31/2007	11/21/2007	11/21/2007	21	0	21
HG	MG/KG	FMC-8DL	C7K020180022	NM	10/31/2007	11/21/2007	11/21/2007	21	0	21
HG	MG/KG	FMC-9DL	C7K020180002	NM	10/30/2007	11/21/2007	11/21/2007	22	0	22
HG	MG/KG	FMC-20DL	C7K020180013	NM	10/31/2007	11/21/2007	11/21/2007	21	0	21
HG	MG/KG	FMC-23DL	C7K020180016	NM	10/31/2007	11/21/2007	11/21/2007	21	0	21
M	MG/KG	FMC-23	C7K020180016	NM	10/31/2007	11/16/2007	11/24/2007	16	8	24
M	MG/KG	FMC-12	C7K020180005	NM	10/30/2007	11/16/2007	11/24/2007	17	8	25
M	MG/KG	FMC-13	C7K020180006	NM	10/30/2007	11/16/2007	11/24/2007	17	8	25
M	MG/KG	FMC-14	C7K020180007	NM	10/30/2007	11/16/2007	11/24/2007	17	8	25
M	MG/KG	FMC-15	C7K020180008	NM	10/31/2007	11/16/2007	11/24/2007	16	8	24
M	MG/KG	FMC-16	C7K020180009	NM	10/31/2007	11/16/2007	11/24/2007	16	8	24
M	MG/KG	FMC-17	C7K020180010	NM	10/31/2007	11/16/2007	11/24/2007	16	8	24
M	MG/KG	FMC-18	C7K020180011	NM	10/31/2007	11/16/2007	11/24/2007	16	8	24
M	MG/KG	FMC-19	C7K020180012	NM	10/31/2007	11/16/2007	11/24/2007	16	8	24

SORT	UNITS	NSAMPLE	LAB_ID	QC_TYPE	SAMP_DATE	EXTR_DATE	ANAL_DATE	SMP_EXTR	EXTR_ANL	SMP_ANL
M	MG/KG	FMC-20	C7K020180013	NM	10/31/2007	11/16/2007	11/24/2007	16	8	24
M	MG/KG	FMC-11	C7K020180004	NM	10/30/2007	11/16/2007	11/24/2007	17	8	25
M	MG/KG	FMC-22	C7K020180015	NM	10/31/2007	11/16/2007	11/24/2007	16	8	24
M	MG/KG	FMC-10	C7K020180003	NM	10/30/2007	11/16/2007	11/24/2007	17	8	25
M	MG/KG	FMC-24	C7K020180001	NM	10/30/2007	11/16/2007	11/24/2007	17	8	25
M	MG/KG	FMC-25	C7K020180023	NM	10/31/2007	11/16/2007	11/24/2007	16	8	24
M	MG/KG	FMC-26	C7K020180024	NM	10/31/2007	11/16/2007	11/24/2007	16	8	24
M	MG/KG	FMC-3	C7K020180017	NM	10/31/2007	11/16/2007	11/24/2007	16	8	24
M	MG/KG	FMC-4	C7K020180018	NM	10/31/2007	11/16/2007	11/24/2007	16	8	24
M	MG/KG	FMC-5	C7K020180019	NM	10/31/2007	11/16/2007	11/24/2007	16	8	24
M	MG/KG	FMC-6	C7K020180020	NM	10/31/2007	11/16/2007	11/24/2007	16	8	24
M	MG/KG	FMC-7	C7K020180021	NM	10/31/2007	11/16/2007	11/24/2007	16	8	24
M	MG/KG	FMC-8	C7K020180022	NM	10/31/2007	11/16/2007	11/24/2007	16	8	24
M	MG/KG	FMC-9	C7K020180002	NM	10/30/2007	11/16/2007	11/24/2007	17	8	25
M	MG/KG	FMC-21	C7K020180014	NM	10/31/2007	11/16/2007	11/24/2007	16	8	24
CR6	MG/KG	FMC-8DL	C7K020180022	NM	10/31/2007	11/9/2007	11/13/2007	9	4	13
CR6	MG/KG	FMC-11	C7K020180004	NM	10/30/2007	11/7/2007	11/9/2007	8	2	10
CR6	MG/KG	FMC-9	C7K020180002	NM	10/30/2007	11/7/2007	11/9/2007	8	2	10

SORT	UNITS	NSAMPLE	LAB_ID	QC_TYPE	SAMP_DATE	EXTR_DATE	ANAL_DATE	SMP_EXTR	EXTR_ANL	SMP_ANL
CR6	MG/KG	FMC-7DL	C7K020180021	NM	10/31/2007	11/9/2007	11/13/2007	9	4	13
CR6	MG/KG	FMC-6DL	C7K020180020	NM	10/31/2007	11/7/2007	11/9/2007	7	2	9
CR6	MG/KG	FMC-5DL	C7K020180019	NM	10/31/2007	11/7/2007	11/9/2007	7	2	9
CR6	MG/KG	FMC-4DL	C7K020180018	NM	10/31/2007	11/7/2007	11/9/2007	7	2	9
CR6	MG/KG	FMC-3DL	C7K020180017	NM	10/31/2007	11/7/2007	11/9/2007	7	2	9
CR6	MG/KG	FMC-26RE	C7K020180024	NM	10/31/2007	11/9/2007	11/13/2007	9	4	13
CR6	MG/KG	FMC-26DL	C7K020180024	NM	10/31/2007	11/9/2007	11/13/2007	9	4	13
CR6	MG/KG	FMC-25DL	C7K020180023	NM	10/31/2007	11/9/2007	11/13/2007	9	4	13
CR6	MG/KG	FMC-25	C7K020180023	NM	10/31/2007	11/9/2007	11/13/2007	9	4	13
CR6	MG/KG	FMC-24DL	C7K020180001	NM	10/30/2007	11/7/2007	11/9/2007	8	2	10
CR6	MG/KG	FMC-16DL	C7K020180009	NM	10/31/2007	11/7/2007	11/9/2007	7	2	9
CR6	MG/KG	FMC-10DL	C7K020180003	NM	10/30/2007	11/7/2007	11/9/2007	8	2	10
CR6	MG/KG	FMC-12DL	C7K020180005	NM	10/30/2007	11/7/2007	11/9/2007	8	2	10
CR6	MG/KG	FMC-23DL	C7K020180016	NM	10/31/2007	11/7/2007	11/9/2007	7	2	9
CR6	MG/KG	FMC-15DL	C7K020180008	NM	10/31/2007	11/7/2007	11/9/2007	7	2	9
CR6	MG/KG	FMC-13DL	C7K020180006	NM	10/30/2007	11/7/2007	11/9/2007	8	2	10
CR6	MG/KG	FMC-17DL	C7K020180010	NM	10/31/2007	11/7/2007	11/9/2007	7	2	9
CR6	MG/KG	FMC-18DL	C7K020180011	NM	10/31/2007	11/7/2007	11/9/2007	7	2	9

SORT	UNITS	NSAMPLE	LAB_ID	QC_TYPE	SAMP_DATE	EXTR_DATE	ANAL_DATE	SMP_EXTR	EXTR_ANL	SMP_ANL
CR6	MG/KG	FMC-19	C7K020180012	NM	10/31/2007	11/7/2007	11/9/2007	7	2	9
CR6	MG/KG	FMC-20	C7K020180013	NM	10/31/2007	11/7/2007	11/9/2007	7	2	9
CR6	MG/KG	FMC-21DL	C7K020180014	NM	10/31/2007	11/7/2007	11/9/2007	7	2	9
CR6	MG/KG	FMC-22DL	C7K020180015	NM	10/31/2007	11/7/2007	11/9/2007	7	2	9
CR6	MG/KG	FMC-14DL	C7K020180007	NM	10/30/2007	11/7/2007	11/9/2007	8	2	10
PCL	UG/KG	FMC-20	C7K020180013	NM	10/31/2007	11/13/2007	11/13/2007	13	0	13
PCL	UG/KG	FMC-19	C7K020180012	NM	10/31/2007	11/12/2007	11/12/2007	12	0	12
PCL	UG/KG	FMC-18	C7K020180011	NM	10/31/2007	11/12/2007	11/12/2007	12	0	12
PCL	UG/KG	FMC-17	C7K020180010	NM	10/31/2007	11/12/2007	11/12/2007	12	0	12
PCL	UG/KG	FMC-16	C7K020180009	NM	10/31/2007	11/12/2007	11/12/2007	12	0	12
PCL	UG/KG	FMC-15	C7K020180008	NM	10/31/2007	11/12/2007	11/12/2007	12	0	12
PCL	UG/KG	FMC-14	C7K020180007	NM	10/30/2007	11/12/2007	11/12/2007	13	0	13
PCL	UG/KG	FMC-12	C7K020180005	NM	10/30/2007	11/12/2007	11/12/2007	13	0	13
PCL	UG/KG	FMC-5	C7K020180019	NM	10/31/2007	11/13/2007	11/13/2007	13	0	13
PCL	UG/KG	FMC-11	C7K020180004	NM	10/30/2007	11/12/2007	11/12/2007	13	0	13
PCL	UG/KG	FMC-13	C7K020180006	NM	10/30/2007	11/12/2007	11/12/2007	13	0	13
PCL	UG/KG	FMC-22	C7K020180015	NM	10/31/2007	11/13/2007	11/13/2007	13	0	13
PCL	UG/KG	FMC-24	C7K020180001	NM	10/30/2007	11/12/2007	11/12/2007	13	0	13

SORT	UNITS	NSAMPLE	LAB_ID	QC_TYPE	SAMP_DATE	EXTR_DATE	ANAL_DATE	SMP_EXTR	EXTR_ANL	SMP_ANL
PCL	UG/KG	FMC-25	C7K020180023	NM	10/31/2007	11/13/2007	11/13/2007	13	0	13
PCL	UG/KG	FMC-26	C7K020180024	NM	10/31/2007	11/13/2007	11/13/2007	13	0	13
PCL	UG/KG	FMC-4	C7K020180018	NM	10/31/2007	11/13/2007	11/13/2007	13	0	13
PCL	UG/KG	FMC-6	C7K020180020	NM	10/31/2007	11/13/2007	11/13/2007	13	0	13
PCL	UG/KG	FMC-7	C7K020180021	NM	10/31/2007	11/13/2007	11/13/2007	13	0	13
PCL	UG/KG	FMC-8	C7K020180022	NM	10/31/2007	11/13/2007	11/13/2007	13	0	13
PCL	UG/KG	FMC-9	C7K020180002	NM	10/30/2007	11/12/2007	11/12/2007	13	0	13
PCL	UG/KG	FMC-10	C7K020180003	NM	10/30/2007	11/12/2007	11/12/2007	13	0	13
PCL	UG/KG	FMC-21	C7K020180014	NM	10/31/2007	11/13/2007	11/13/2007	13	0	13
PCL	UG/KG	FMC-3	C7K020180017	NM	10/31/2007	11/13/2007	11/13/2007	13	0	13
PCL	UG/KG	FMC-23	C7K020180016	NM	10/31/2007	11/13/2007	11/13/2007	13	0	13
PCS	%	FMC-18	C7K020180011	NM	10/31/2007	11/7/2007	11/8/2007	7	1	8
PCS	%	FMC-11	C7K020180004	NM	10/30/2007	11/7/2007	11/8/2007	8	1	9
PCS	%	FMC-12	C7K020180005	NM	10/30/2007	11/7/2007	11/8/2007	8	1	9
PCS	%	FMC-13	C7K020180006	NM	10/30/2007	11/7/2007	11/8/2007	8	1	9
PCS	%	FMC-14	C7K020180007	NM	10/30/2007	11/7/2007	11/8/2007	8	1	9
PCS	%	FMC-15	C7K020180008	NM	10/31/2007	11/7/2007	11/8/2007	7	1	8
PCS	%	FMC-10	C7K020180003	NM	10/30/2007	11/7/2007	11/8/2007	8	1	9

SORT	UNITS	NSAMPLE	LAB_ID	QC_TYPE	SAMP_DATE	EXTR_DATE	ANAL_DATE	SMP_EXTR	EXTR_ANL	SMP_ANL
PCS	%	FMC-17	C7K020180010	NM	10/31/2007	11/7/2007	11/8/2007	7	1	8
PCS	%	FMC-9	C7K020180002	NM	10/30/2007	11/7/2007	11/8/2007	8	1	9
PCS	%	FMC-19	C7K020180012	NM	10/31/2007	11/7/2007	11/8/2007	7	1	8
PCS	%	FMC-20	C7K020180013	NM	10/31/2007	11/7/2007	11/8/2007	7	1	8
PCS	%	FMC-21	C7K020180014	NM	10/31/2007	11/7/2007	11/8/2007	7	1	8
PCS	%	FMC-26	C7K020180024	NM	10/31/2007	11/8/2007	11/9/2007	8	1	9
PCS	%	FMC-16	C7K020180009	NM	10/31/2007	11/7/2007	11/8/2007	7	1	8
PCS	%	FMC-6	C7K020180020	NM	10/31/2007	11/7/2007	11/8/2007	7	1	8
PCS	%	FMC-8	C7K020180022	NM	10/31/2007	11/8/2007	11/9/2007	8	1	9
PCS	%	FMC-3	C7K020180017	NM	10/31/2007	11/7/2007	11/8/2007	7	1	8
PCS	%	FMC-5	C7K020180019	NM	10/31/2007	11/7/2007	11/8/2007	7	1	8
PCS	%	FMC-25	C7K020180023	NM	10/31/2007	11/8/2007	11/9/2007	8	1	9
PCS	%	FMC-24	C7K020180001	NM	10/30/2007	11/7/2007	11/8/2007	8	1	9
PCS	%	FMC-23	C7K020180016	NM	10/31/2007	11/7/2007	11/8/2007	7	1	8
PCS	%	FMC-7	C7K020180021	NM	10/31/2007	11/8/2007	11/9/2007	8	1	9
PCS	%	FMC-22	C7K020180015	NM	10/31/2007	11/7/2007	11/8/2007	7	1	8
PCS	%	FMC-4	C7K020180018	NM	10/31/2007	11/7/2007	11/8/2007	7	1	8
OS	%	FMC-26DL	C7K020180024	NM	10/31/2007	11/10/2007	11/28/2007	10	18	28

SORT	UNITS	NSAMPLE	LAB_ID	QC_TYPE	SAMP_DATE	EXTR_DATE	ANAL_DATE	SMP_EXTR	EXTR_ANL	SMP_ANL
OS	%	FMC-22DL	C7K020180015	NM	10/31/2007	11/9/2007	11/23/2007	9	14	23
OS	%	FMC-24DL	C7K020180001	NM	10/30/2007	11/9/2007	11/23/2007	10	14	24
OS	%	FMC-25DL	C7K020180023	NM	10/31/2007	11/10/2007	11/28/2007	10	18	28
OS	%	FMC-3DL	C7K020180017	NM	10/31/2007	11/9/2007	11/23/2007	9	14	23
OS	%	FMC-4DL	C7K020180018	NM	10/31/2007	11/9/2007	11/23/2007	9	14	23
OS	%	FMC-5DL	C7K020180019	NM	10/31/2007	11/9/2007	11/23/2007	9	14	23
OS	%	FMC-7DL	C7K020180021	NM	10/31/2007	11/10/2007	11/28/2007	10	18	28
OS	%	FMC-9DL	C7K020180002	NM	10/30/2007	11/9/2007	11/23/2007	10	14	24
OS	%	FMC-8DL	C7K020180022	NM	10/31/2007	11/10/2007	11/28/2007	10	18	28
OS	%	FMC-6DL	C7K020180020	NM	10/31/2007	11/9/2007	11/27/2007	9	18	27
OS	%	FMC-14DL	C7K020180007	NM	10/30/2007	11/9/2007	11/23/2007	10	14	24
OS	%	FMC-23DL	C7K020180016	NM	10/31/2007	11/9/2007	11/23/2007	9	14	23
OS	%	FMC-11DL	C7K020180004	NM	10/30/2007	11/9/2007	11/23/2007	10	14	24
OS	%	FMC-21DL	C7K020180014	NM	10/31/2007	11/9/2007	11/23/2007	9	14	23
OS	%	FMC-13DL	C7K020180006	NM	10/30/2007	11/9/2007	11/23/2007	10	14	24
OS	%	FMC-10DL	C7K020180003	NM	10/30/2007	11/9/2007	11/23/2007	10	14	24
OS	%	FMC-15DL	C7K020180008	NM	10/31/2007	11/9/2007	11/23/2007	9	14	23
OS	%	FMC-16DL	C7K020180009	NM	10/31/2007	11/9/2007	11/23/2007	9	14	23

SORT	UNITS	NSAMPLE	LAB_ID	QC_TYPE	SAMP_DATE	EXTR_DATE	ANAL_DATE	SMP_EXTR	EXTR_ANL	SMP_ANL
OS	%	FMC-17DL	C7K020180010	NM	10/31/2007	11/9/2007	11/23/2007	9	14	23
OS	%	FMC-18DL	C7K020180011	NM	10/31/2007	11/9/2007	11/23/2007	9	14	23
OS	%	FMC-19DL	C7K020180012	NM	10/31/2007	11/9/2007	11/23/2007	9	14	23
OS	%	FMC-20DL	C7K020180013	NM	10/31/2007	11/9/2007	11/23/2007	9	14	23
OS	%	FMC-12DL	C7K020180005	NM	10/30/2007	11/9/2007	11/23/2007	10	14	24
OS	UG/KG	FMC-21DL	C7K020180014	NM	10/31/2007	11/9/2007	11/23/2007	9	14	23
OS	UG/KG	FMC-20DL	C7K020180013	NM	10/31/2007	11/9/2007	11/23/2007	9	14	23
OS	UG/KG	FMC-19DL	C7K020180012	NM	10/31/2007	11/9/2007	11/23/2007	9	14	23
OS	UG/KG	FMC-18DL	C7K020180011	NM	10/31/2007	11/9/2007	11/23/2007	9	14	23
OS	UG/KG	FMC-17DL	C7K020180010	NM	10/31/2007	11/9/2007	11/23/2007	9	14	23
OS	UG/KG	FMC-16DL	C7K020180009	NM	10/31/2007	11/9/2007	11/23/2007	9	14	23
OS	UG/KG	FMC-15DL	C7K020180008	NM	10/31/2007	11/9/2007	11/23/2007	9	14	23
OS	UG/KG	FMC-14DL	C7K020180007	NM	10/30/2007	11/9/2007	11/23/2007	10	14	24
OS	UG/KG	FMC-22DL	C7K020180015	NM	10/31/2007	11/9/2007	11/23/2007	9	14	23
OS	UG/KG	FMC-12DL	C7K020180005	NM	10/30/2007	11/9/2007	11/23/2007	10	14	24
OS	UG/KG	FMC-6DL	C7K020180020	NM	10/31/2007	11/9/2007	11/27/2007	9	18	27
OS	UG/KG	FMC-13DL	C7K020180006	NM	10/30/2007	11/9/2007	11/23/2007	10	14	24
OS	UG/KG	FMC-23DL	C7K020180016	NM	10/31/2007	11/9/2007	11/23/2007	9	14	23

SORT	UNITS	NSAMPLE	LAB_ID	QC_TYPE	SAMP_DATE	EXTR_DATE	ANAL_DATE	SMP_EXTR	EXTR_ANL	SMP_ANL
OS	UG/KG	FMC-24DL	C7K020180001	NM	10/30/2007	11/9/2007	11/23/2007	10	14	24
OS	UG/KG	FMC-25DL	C7K020180023	NM	10/31/2007	11/10/2007	11/28/2007	10	18	28
OS	UG/KG	FMC-26DL	C7K020180024	NM	10/31/2007	11/10/2007	11/28/2007	10	18	28
OS	UG/KG	FMC-3DL	C7K020180017	NM	10/31/2007	11/9/2007	11/23/2007	9	14	23
OS	UG/KG	FMC-5DL	C7K020180019	NM	10/31/2007	11/9/2007	11/23/2007	9	14	23
OS	UG/KG	FMC-7DL	C7K020180021	NM	10/31/2007	11/10/2007	11/28/2007	10	18	28
OS	UG/KG	FMC-8DL	C7K020180022	NM	10/31/2007	11/10/2007	11/28/2007	10	18	28
OS	UG/KG	FMC-9DL	C7K020180002	NM	10/30/2007	11/9/2007	11/23/2007	10	14	24
OS	UG/KG	FMC-10DL	C7K020180003	NM	10/30/2007	11/9/2007	11/23/2007	10	14	24
OS	UG/KG	FMC-11DL	C7K020180004	NM	10/30/2007	11/9/2007	11/23/2007	10	14	24
OS	UG/KG	FMC-4DL	C7K020180018	NM	10/31/2007	11/9/2007	11/23/2007	9	14	23
OV	%	FMC-23	C7K020180016	NM	10/31/2007	11/10/2007	11/10/2007	10	0	10
OV	%	FMC-5	C7K020180019	NM	10/31/2007	11/10/2007	11/10/2007	10	0	10
OV	%	FMC-21	C7K020180014	NM	10/31/2007	11/10/2007	11/10/2007	10	0	10
OV	%	FMC-10	C7K020180003	NM	10/30/2007	11/10/2007	11/10/2007	11	0	11
OV	%	Trip_Blank#4	C7K020180026	NM	10/31/2007	11/10/2007	11/10/2007	10	0	10
OV	%	Trip_Blank#3	C7K020180025	NM	10/31/2007	11/10/2007	11/10/2007	10	0	10
OV	%	FMC-9	C7K020180002	NM	10/30/2007	11/10/2007	11/10/2007	11	0	11

SORT	UNITS	NSAMPLE	LAB_ID	QC_TYPE	SAMP_DATE	EXTR_DATE	ANAL_DATE	SMP_EXTR	EXTR_ANL	SMP_ANL
OV	%	FMC-8	C7K020180022	NM	10/31/2007	11/12/2007	11/12/2007	12	0	12
OV	%	FMC-6	C7K020180020	NM	10/31/2007	11/10/2007	11/10/2007	10	0	10
OV	%	FMC-4	C7K020180018	NM	10/31/2007	11/10/2007	11/10/2007	10	0	10
OV	%	FMC-3	C7K020180017	NM	10/31/2007	11/10/2007	11/10/2007	10	0	10
OV	%	FMC-26	C7K020180024	NM	10/31/2007	11/12/2007	11/12/2007	12	0	12
OV	%	FMC-25	C7K020180023	NM	10/31/2007	11/12/2007	11/12/2007	12	0	12
OV	%	FMC-13	C7K020180006	NM	10/30/2007	11/10/2007	11/10/2007	11	0	11
OV	%	FMC-11	C7K020180004	NM	10/30/2007	11/10/2007	11/10/2007	11	0	11
OV	%	FMC-7	C7K020180021	NM	10/31/2007	11/12/2007	11/12/2007	12	0	12
OV	%	FMC-12	C7K020180005	NM	10/30/2007	11/10/2007	11/10/2007	11	0	11
OV	%	FMC-24	C7K020180001	NM	10/30/2007	11/10/2007	11/10/2007	11	0	11
OV	%	FMC-14	C7K020180007	NM	10/30/2007	11/10/2007	11/10/2007	11	0	11
OV	%	FMC-15	C7K020180008	NM	10/31/2007	11/10/2007	11/10/2007	10	0	10
OV	%	FMC-16	C7K020180009	NM	10/31/2007	11/10/2007	11/10/2007	10	0	10
OV	%	FMC-17	C7K020180010	NM	10/31/2007	11/10/2007	11/10/2007	10	0	10
OV	%	FMC-18	C7K020180011	NM	10/31/2007	11/10/2007	11/10/2007	10	0	10
OV	%	FMC-19	C7K020180012	NM	10/31/2007	11/10/2007	11/10/2007	10	0	10
OV	%	FMC-20	C7K020180013	NM	10/31/2007	11/10/2007	11/10/2007	10	0	10

SORT	UNITS	NSAMPLE	LAB_ID	QC_TYPE	SAMP_DATE	EXTR_DATE	ANAL_DATE	SMP_EXTR	EXTR_ANL	SMP_ANL
OV	%	FMC-22	C7K020180015	NM	10/31/2007	11/10/2007	11/10/2007	10	0	10
OV	UG/KG	FMC-8	C7K020180022	NM	10/31/2007	11/12/2007	11/12/2007	12	0	12
OV	UG/KG	FMC-24	C7K020180001	NM	10/30/2007	11/10/2007	11/10/2007	11	0	11
OV	UG/KG	FMC-25	C7K020180023	NM	10/31/2007	11/12/2007	11/12/2007	12	0	12
OV	UG/KG	FMC-26	C7K020180024	NM	10/31/2007	11/12/2007	11/12/2007	12	0	12
OV	UG/KG	FMC-3	C7K020180017	NM	10/31/2007	11/10/2007	11/10/2007	10	0	10
OV	UG/KG	FMC-4	C7K020180018	NM	10/31/2007	11/10/2007	11/10/2007	10	0	10
OV	UG/KG	FMC-5	C7K020180019	NM	10/31/2007	11/10/2007	11/10/2007	10	0	10
OV	UG/KG	FMC-9	C7K020180002	NM	10/30/2007	11/10/2007	11/10/2007	11	0	11
OV	UG/KG	FMC-7	C7K020180021	NM	10/31/2007	11/12/2007	11/12/2007	12	0	12
OV	UG/KG	FMC-23	C7K020180016	NM	10/31/2007	11/10/2007	11/10/2007	10	0	10
OV	UG/KG	FMC-10	C7K020180003	NM	10/30/2007	11/10/2007	11/10/2007	11	0	11
OV	UG/KG	FMC-6	C7K020180020	NM	10/31/2007	11/10/2007	11/10/2007	10	0	10
OV	UG/KG	FMC-22	C7K020180015	NM	10/31/2007	11/10/2007	11/10/2007	10	0	10
OV	UG/KG	FMC-21	C7K020180014	NM	10/31/2007	11/10/2007	11/10/2007	10	0	10
OV	UG/KG	FMC-20	C7K020180013	NM	10/31/2007	11/10/2007	11/10/2007	10	0	10
OV	UG/KG	FMC-19	C7K020180012	NM	10/31/2007	11/10/2007	11/10/2007	10	0	10
OV	UG/KG	FMC-18	C7K020180011	NM	10/31/2007	11/10/2007	11/10/2007	10	0	10

SORT	UNITS	NSAMPLE	LAB_ID	QC_TYPE	SAMP_DATE	EXTR_DATE	ANAL_DATE	SMP_EXTR	EXTR_ANL	SMP_ANL
OV	UG/KG	FMC-17	C7K020180010	NM	10/31/2007	11/10/2007	11/10/2007	10	0	10
OV	UG/KG	FMC-16	C7K020180009	NM	10/31/2007	11/10/2007	11/10/2007	10	0	10
OV	UG/KG	FMC-15	C7K020180008	NM	10/31/2007	11/10/2007	11/10/2007	10	0	10
OV	UG/KG	FMC-14	C7K020180007	NM	10/30/2007	11/10/2007	11/10/2007	11	0	11
OV	UG/KG	FMC-13	C7K020180006	NM	10/30/2007	11/10/2007	11/10/2007	11	0	11
OV	UG/KG	FMC-11	C7K020180004	NM	10/30/2007	11/10/2007	11/10/2007	11	0	11
OV	UG/KG	FMC-12	C7K020180005	NM	10/30/2007	11/10/2007	11/10/2007	11	0	11
OV	UG/L	Trip_Blank#3	C7K020180025	NM	10/31/2007	11/10/2007	11/10/2007	10	0	10
OV	UG/L	Trip_Blank#4	C7K020180026	NM	10/31/2007	11/10/2007	11/10/2007	10	0	10
PCB	%	FMC-3DL	C7K020180017	NM	10/31/2007	11/9/2007	11/19/2007	9	10	19
PCB	%	FMC-10DL	C7K020180003	NM	10/30/2007	11/9/2007	11/16/2007	10	7	17
PCB	%	FMC-8DL	C7K020180022	NM	10/31/2007	11/10/2007	11/19/2007	10	9	19
PCB	%	FMC-7DL	C7K020180021	NM	10/31/2007	11/10/2007	11/19/2007	10	9	19
PCB	%	FMC-6DL	C7K020180020	NM	10/31/2007	11/9/2007	11/19/2007	9	10	19
PCB	%	FMC-4DL	C7K020180018	NM	10/31/2007	11/9/2007	11/19/2007	9	10	19
PCB	%	FMC-9DL	C7K020180002	NM	10/30/2007	11/9/2007	11/16/2007	10	7	17
PCB	%	FMC-26DL	C7K020180024	NM	10/31/2007	11/10/2007	11/19/2007	10	9	19
PCB	%	FMC-25DL	C7K020180023	NM	10/31/2007	11/10/2007	11/19/2007	10	9	19

SORT	UNITS	NSAMPLE	LAB_ID	QC_TYPE	SAMP_DATE	EXTR_DATE	ANAL_DATE	SMP_EXTR	EXTR_ANL	SMP_ANL
PCB	%	FMC-24DL	C7K020180001	NM	10/30/2007	11/9/2007	11/16/2007	10	7	17
PCB	%	FMC-23DL	C7K020180016	NM	10/31/2007	11/9/2007	11/19/2007	9	10	19
PCB	%	FMC-12DL	C7K020180005	NM	10/30/2007	11/9/2007	11/16/2007	10	7	17
PCB	%	FMC-5DL	C7K020180019	NM	10/31/2007	11/9/2007	11/19/2007	9	10	19
PCB	%	FMC-11DL	C7K020180004	NM	10/30/2007	11/9/2007	11/16/2007	10	7	17
PCB	%	FMC-22DL	C7K020180015	NM	10/31/2007	11/9/2007	11/16/2007	9	7	16
PCB	%	FMC-13DL	C7K020180006	NM	10/30/2007	11/9/2007	11/16/2007	10	7	17
PCB	%	FMC-14DL	C7K020180007	NM	10/30/2007	11/9/2007	11/16/2007	10	7	17
PCB	%	FMC-15DL	C7K020180008	NM	10/31/2007	11/9/2007	11/16/2007	9	7	16
PCB	%	FMC-16DL	C7K020180009	NM	10/31/2007	11/9/2007	11/16/2007	9	7	16
PCB	%	FMC-17DL	C7K020180010	NM	10/31/2007	11/9/2007	11/16/2007	9	7	16
PCB	%	FMC-18DL	C7K020180011	NM	10/31/2007	11/9/2007	11/16/2007	9	7	16
PCB	%	FMC-19DL	C7K020180012	NM	10/31/2007	11/9/2007	11/16/2007	9	7	16
PCB	%	FMC-20DL	C7K020180013	NM	10/31/2007	11/9/2007	11/16/2007	9	7	16
PCB	%	FMC-21DL	C7K020180014	NM	10/31/2007	11/9/2007	11/16/2007	9	7	16
PCB	UG/KG	FMC-8DL	C7K020180022	NM	10/31/2007	11/10/2007	11/19/2007	10	9	19
PCB	UG/KG	FMC-24DL	C7K020180001	NM	10/30/2007	11/9/2007	11/16/2007	10	7	17
PCB	UG/KG	FMC-25DL	C7K020180023	NM	10/31/2007	11/10/2007	11/19/2007	10	9	19

SORT	UNITS	NSAMPLE	LAB_ID	QC_TYPE	SAMP_DATE	EXTR_DATE	ANAL_DATE	SMP_EXTR	EXTR_ANL	SMP_ANL
PCB	UG/KG	FMC-26DL	C7K020180024	NM	10/31/2007	11/10/2007	11/19/2007	10	9	19
PCB	UG/KG	FMC-3DL	C7K020180017	NM	10/31/2007	11/9/2007	11/19/2007	9	10	19
PCB	UG/KG	FMC-4DL	C7K020180018	NM	10/31/2007	11/9/2007	11/19/2007	9	10	19
PCB	UG/KG	FMC-5DL	C7K020180019	NM	10/31/2007	11/9/2007	11/19/2007	9	10	19
PCB	UG/KG	FMC-9DL	C7K020180002	NM	10/30/2007	11/9/2007	11/16/2007	10	7	17
PCB	UG/KG	FMC-7DL	C7K020180021	NM	10/31/2007	11/10/2007	11/19/2007	10	9	19
PCB	UG/KG	FMC-23DL	C7K020180016	NM	10/31/2007	11/9/2007	11/19/2007	9	10	19
PCB	UG/KG	FMC-6DL	C7K020180020	NM	10/31/2007	11/9/2007	11/19/2007	9	10	19
PCB	UG/KG	FMC-22DL	C7K020180015	NM	10/31/2007	11/9/2007	11/16/2007	9	7	16
PCB	UG/KG	FMC-21DL	C7K020180014	NM	10/31/2007	11/9/2007	11/16/2007	9	7	16
PCB	UG/KG	FMC-20DL	C7K020180013	NM	10/31/2007	11/9/2007	11/16/2007	9	7	16
PCB	UG/KG	FMC-19DL	C7K020180012	NM	10/31/2007	11/9/2007	11/16/2007	9	7	16
PCB	UG/KG	FMC-18DL	C7K020180011	NM	10/31/2007	11/9/2007	11/16/2007	9	7	16
PCB	UG/KG	FMC-17DL	C7K020180010	NM	10/31/2007	11/9/2007	11/16/2007	9	7	16
PCB	UG/KG	FMC-16DL	C7K020180009	NM	10/31/2007	11/9/2007	11/16/2007	9	7	16
PCB	UG/KG	FMC-15DL	C7K020180008	NM	10/31/2007	11/9/2007	11/16/2007	9	7	16
PCB	UG/KG	FMC-14DL	C7K020180007	NM	10/30/2007	11/9/2007	11/16/2007	10	7	17
PCB	UG/KG	FMC-13DL	C7K020180006	NM	10/30/2007	11/9/2007	11/16/2007	10	7	17

SORT	UNITS	NSAMPLE	LAB_ID	QC_TYPE	SAMP_DATE	EXTR_DATE	ANAL_DATE	SMP_EXTR	EXTR_ANL	SMP_ANL
PCB	UG/KG	FMC-12DL	C7K020180005	NM	10/30/2007	11/9/2007	11/16/2007	10	7	17
PCB	UG/KG	FMC-10DL	C7K020180003	NM	10/30/2007	11/9/2007	11/16/2007	10	7	17
PCB	UG/KG	FMC-11DL	C7K020180004	NM	10/30/2007	11/9/2007	11/16/2007	10	7	17

HOLDTIME

SDG C7K020180

SORT	UNITS	NSAMPLE	LAB_ID	QC_TYPE	SAMP_DATE	EXTR_DATE	ANAL_DATE	SMP_EXTR	EXTR_ANL	SMP_ANL
OS	%	FMC 21	8004-9	NM	10/31/2007	11/5/2007	11/8/2007	5	3	8
OS	%	FMC 10	8004-20	NM	10/30/2007	11/5/2007	11/8/2007	6	3	9
OS	%	FMC 7	8004-16	NM	10/31/2007	11/5/2007	11/8/2007	5	3	8
OS	%	FMC 6	8004-15	NM	10/31/2007	11/5/2007	11/8/2007	5	3	8
OS	%	FMC 5	8004-14	NM	10/31/2007	11/5/2007	11/8/2007	5	3	8
OS	%	FMC 4	8004-13	NM	10/31/2007	11/5/2007	11/8/2007	5	3	8
OS	%	FMC 3	8004-12	NM	10/31/2007	11/5/2007	11/8/2007	5	3	8
OS	%	FMC 26	8004-2	NM	11/1/2007	11/5/2007	11/7/2007	4	2	6
OS	%	FMC 25	8004-1	NM	11/1/2007	11/5/2007	11/7/2007	4	2	6
OS	%	FMC 24	8004-18	NM	10/30/2007	11/5/2007	11/8/2007	6	3	9
OS	%	FMC 8	8004-17	NM	10/31/2007	11/5/2007	11/8/2007	5	3	8
OS	%	FMC 22	8004-10	NM	10/31/2007	11/5/2007	11/8/2007	5	3	8
OS	%	FMC 9	8004-19	NM	10/30/2007	11/5/2007	11/8/2007	6	3	9
OS	%	FMC 20	8004-8	NM	10/31/2007	11/5/2007	11/8/2007	5	3	8
OS	%	FMC 19	8004-7	NM	10/31/2007	11/5/2007	11/8/2007	5	3	8

SORT	UNITS	NSAMPLE	LAB_ID	QC_TYPE	SAMP_DATE	EXTR_DATE	ANAL_DATE	SMP_EXTR	EXTR_ANL	SMP_ANL
OS	%	FMC 18	8004-6	NM	10/31/2007	11/5/2007	11/8/2007	5	3	8
OS	%	FMC 17	8004-5	NM	10/31/2007	11/5/2007	11/7/2007	5	2	7
OS	%	FMC 16	8004-4	NM	10/31/2007	11/5/2007	11/7/2007	5	2	7
OS	%	FMC 15	8004-3	NM	10/31/2007	11/5/2007	11/7/2007	5	2	7
OS	%	FMC 14	8004-24	NM	10/30/2007	11/5/2007	11/8/2007	6	3	9
OS	%	FMC 13	8004-23	NM	10/30/2007	11/5/2007	11/8/2007	6	3	9
OS	%	FMC 12	8004-22	NM	10/30/2007	11/5/2007	11/8/2007	6	3	9
OS	%	FMC 11	8004-21	NM	10/30/2007	11/5/2007	11/8/2007	6	3	9
OS	%	FMC 23	8004-11	NM	10/31/2007	11/7/2007	11/8/2007	7	1	8
OS	UG/KG	FMC 21	8004-9	NM	10/31/2007	11/5/2007	11/8/2007	5	3	8
OS	UG/KG	FMC 8	8004-17	NM	10/31/2007	11/5/2007	11/8/2007	5	3	8
OS	UG/KG	FMC 7	8004-16	NM	10/31/2007	11/5/2007	11/8/2007	5	3	8
OS	UG/KG	FMC 6	8004-15	NM	10/31/2007	11/5/2007	11/8/2007	5	3	8
OS	UG/KG	FMC 5	8004-14	NM	10/31/2007	11/5/2007	11/8/2007	5	3	8
OS	UG/KG	FMC 4	8004-13	NM	10/31/2007	11/5/2007	11/8/2007	5	3	8
OS	UG/KG	FMC 3	8004-12	NM	10/31/2007	11/5/2007	11/8/2007	5	3	8
OS	UG/KG	FMC 26	8004-2	NM	11/1/2007	11/5/2007	11/7/2007	4	2	6
OS	UG/KG	FMC 25	8004-1	NM	11/1/2007	11/5/2007	11/7/2007	4	2	6

SORT	UNITS	NSAMPLE	LAB_ID	QC_TYPE	SAMP_DATE	EXTR_DATE	ANAL_DATE	SMP_EXTR	EXTR_ANL	SMP_ANL
OS	UG/KG	FMC 24	8004-18	NM	10/30/2007	11/5/2007	11/8/2007	6	3	9
OS	UG/KG	FMC 10	8004-20	NM	10/30/2007	11/5/2007	11/8/2007	6	3	9
OS	UG/KG	FMC 22	8004-10	NM	10/31/2007	11/5/2007	11/8/2007	5	3	8
OS	UG/KG	FMC 9	8004-19	NM	10/30/2007	11/5/2007	11/8/2007	6	3	9
OS	UG/KG	FMC 20	8004-8	NM	10/31/2007	11/5/2007	11/8/2007	5	3	8
OS	UG/KG	FMC 19	8004-7	NM	10/31/2007	11/5/2007	11/8/2007	5	3	8
OS	UG/KG	FMC 18	8004-6	NM	10/31/2007	11/5/2007	11/8/2007	5	3	8
OS	UG/KG	FMC 17	8004-5	NM	10/31/2007	11/5/2007	11/7/2007	5	2	7
OS	UG/KG	FMC 16	8004-4	NM	10/31/2007	11/5/2007	11/7/2007	5	2	7
OS	UG/KG	FMC 15	8004-3	NM	10/31/2007	11/5/2007	11/7/2007	5	2	7
OS	UG/KG	FMC 14	8004-24	NM	10/30/2007	11/5/2007	11/8/2007	6	3	9
OS	UG/KG	FMC 13	8004-23	NM	10/30/2007	11/5/2007	11/8/2007	6	3	9
OS	UG/KG	FMC 12	8004-22	NM	10/30/2007	11/5/2007	11/8/2007	6	3	9
OS	UG/KG	FMC 11	8004-21	NM	10/30/2007	11/5/2007	11/8/2007	6	3	9
OS	UG/KG	FMC 23	8004-11	NM	10/31/2007	11/7/2007	11/8/2007	7	1	8

TestAmerica

THE LEADER IN ENVIRONMENTAL TESTING

ANALYTICAL REPORT

PROJECT NO. MARTIN STATE

Martin State Airport, MD

Lot #: C7K020180

Amy Thomson

Tetra Tech NUS Inc
Foster Plaza 7
661 Anderson Drive
Pittsburgh, PA 15220-2745

TESTAMERICA LABORATORIES, INC.

Veronica Bortot
Project Manager

December 6, 2007

NELAC REPORTING:

The format and content of the attached report meets NELAC standards and guidelines except as noted in the narrative. The table below presents a summary of the certifications held by TestAmerica Pittsburgh. Our primary accreditation authority for the Non-potable water and Solid & Hazardous waste programs is Pennsylvania DEP. A more detailed parameter list is available upon request. Please ask your project manager for this information when required.

Certifying State/Program	Certificate #	Program Types	TestAmerica
NFESC	NA	NAVY	X
USACE	NA	Corps of Engineers	X
US Dept of Agriculture	(#S-46425)	Foreign Soil Import Permit	X
Arkansas	(#03-022-1)	WW	X
		HW	X
California – nelac	04224CA	WW	X
		HW	X
Connecticut	(#PH-0688)	WW	X
		HW	X
Florida – nelac	(#E87660)	WW	X
		HW	X
Illinois – nelac	(#200005)	WW	X
		HW	X
Kansas – nelac	(#E-10350)	WW	X
		HW	X
Louisiana – nelac	(#93200)	WW	X
		HW	X
New Hampshire – nelac	(#203002)	WW	X
		--	--
New Jersey – nelac	(PA-005)	WW	X
		HW	X
New York – nelac	(#11182)	WW	X
		HW	X
North Carolina	(#434)	WW	X
		HW	X
Pennsylvania - nelac	(#02-00416)	WW	X
		HW	X
South Carolina	(#89014001)	WW	X
		HW	X
Utah – nelac	(STLP)	WW	X
		HW	X
West Virginia	(#142)	WW	X
		HW	X
Wisconsin	998027800	WW	X
		HW	X

The codes utilized for program types are described below:

HW Hazardous Waste certification
WW Non-potable Water and/or Wastewater certification
X Laboratory has some form of certification under the specific program. Many states certify laboratories for specific parameters or tests within a category. The information in the table indicates the lab is certified in a general category of testing. Please contact the laboratory if parameter specific certification information is required.

Updated: 10/10/07

CASE NARRATIVE
TETRA TECH NUS, INC.
Martin State Airport

Lot #: C7K020180

The following report contains the analytical results for samples submitted to TestAmerica Pittsburgh by Tetra Tech NUS, INC. The samples were received November 2, 2007 according to documented sample acceptance procedures.

TestAmerica Pittsburgh utilizes only USEPA approved methods and instrumentation in all analytical work. The samples presented in this report were analyzed for the parameters listed on the method reference page in accordance with the methods indicated.

Sample Receiving:
The lot closed on November 2, 2007.

If project specific QC was not required for samples contained in this report, when batch QC was completed on these samples, anomalous results will be discussed below.

GC/MS Volatiles:
All non-CCC compounds that have >15% RSD were evaluated to see if a better curve could be drawn using a quadratic curve. All compounds <30% RSD will use an average response factor curve if no visible improvement is accomplished using a quadratic curve. A quadratic curve will be used for a compound where it is determined to be the "best-fit" evaluation.

The following compounds had the %D > 25% in the calibration verification standardCC6111007; but were within the expected performance range for these compounds: 2-Butanone 28.1% and Acetone 37.3%.

The method blank for batch 7314148 had methylene chloride detected below the reporting limit but above the MDL. The result was flagged with a "J" qualifier. Any sample associated with this blank that had methylene chloride detected had the result flagged with a "B" qualifier.

The LCS associated with batch 7314148 had acetone and acetone recover high and outside of criteria. All control compounds recovered within limits.

GC/MS Semivolatiles:
The following compounds associated with ICAL S111307LL827071used a quadratic curve which had a correlation coefficient of R^2 = .990 or R = .995 or were accepted with the client and/or QA approval: 2,4,5-Trichlorophenol, 2,4,6-Tribromophenol, 2,4-Dinitrophenol, 2,4-Dinitrotoluene, 2,6-Dinitrotoluene, 2-Nitroaniline, 2-Nitrophenol, 3,3-Dichlorobenzidine, 3-Nitroaniline, 4,6-Dinitro-2-methylphenol, 4-Nitroaniline, 4-Nitrophenol, Benzaldehyde, bis(2-Ethylhexyl) phthalate, Butyl benzyl phthalate, Caprolactam, Di-n-octyl phthalate and Pentachlorophenol.

GC/MS Semivolatiles(cont.):
All non-CCC compounds that have >15% RSD were evaluated to see if a better curve could be drawn using a quadratic curve. All compounds <30% RSD will use an average response factor curve if no visible improvement is accomplished using a quadratic curve. A quadratic curve will be used for a compound where it is determined to be the "best-fit" evaluation.

The following compounds had the %D > 25% in the calibration verification standard F11280C2; but were within the expected performance range for these compounds: Hexachlorocyclopentadiene 25.2%, 2,4-Dinitrophenol 31.9%, 4-Nitroaniline 25.4% and 4,6-Dinitro-2-methylphenol 27.8%.

The following compound had the %D > 25% in the calibration verification standard S112307CCC; but was within the expected performance range for this compound: 2,4-Dinitrophenol 32.7%.

The following compound had the %D > 25% in the calibration verification standard S112707CCC; but was within the expected performance range for this compound: 2,4-Dinitrophenol 31.7%.

Due to the concentration of target compounds detected and/or matrix effect, several samples were analyzed at a dilution. Matrix effect was evident in the chromatogram.

The method blank for batch 7313027 had diethyl phthalate detected below the reporting limit but above the MDL. The result was flagged with a "J" qualifier. Any sample associated with this blank that had diethyl phthalate detected had the result flagged with a "B" qualifier.

The MS and/or MSD associated with sample FMC-15 had hexachlorocyclopentadiene and hexachloroethane recover low and outside of criteria. Acceptable LCS data demonstrates that the analytical system was operating in control; this condition is most likely due to a matrix effect.

PCBs:
There were no problems associated with the analysis.

Metals:
The method blanks had analytes detected at concentrations between the MDL and the reporting limit. The results were flagged with a "B" qualifier. Any sample associated with a method blank that had the same analyte detected had the result flagged with a "J" qualifier.

Metals cont.
For FMC-24 matrix spike and matrix spike duplicate, lead recoveries were not calculated due to the concentration of analyte in the sample being >4 times the concentration of spike added.

For FMC-24 matrix spike and matrix spike duplicate, antimony recoveries were below the control limits.

For FMC-20 matrix spike and matrix spike duplicate, lead recoveries were not calculated due to the concentration of analyte in the sample being >4 times the concentration of spike added.

For FMC-20 matrix spike and matrix spike duplicate, antimony and selenium recoveries were below the control limits.

For FMC-20 matrix spike duplicate, zinc recovery was below the control limits.

General Chemistry:
TestAmerica, Knoxville, TN analyzed the perchlorate.

Organotins:
TestAmerica, Tacoma, WA analyzed the organotins.

METHODS SUMMARY

C7K020180

PARAMETER	ANALYTICAL METHOD	PREPARATION METHOD
Hexavalent Chromium	SW846 7196A	SW846 3060A
ICP-MS (6020)	SW846 6020	SW846 3050B
Mercury in Solid Waste (Manual Cold-Vapor)	SW846 7471A	SW846 7471A
Perchlorate	EPA-DW1 314.0	EPA 314.0
PCBs by SW-846 8082	SW846 8082	SW846 3541
Semivolatile Organics GCMS BNA 8270C	SW846 8270C	
Total Residue as Percent Solids	MCAWW 160.3 MOD	MCAWW 160.3 MOD
Volatile Organics by GC/MS	SW846 8260B	SW846 5030B/826

References:

EPA-DW1 "METHODS FOR THE DETERMINATION OF ORGANIC AND INORGANIC COMPOUNDS IN DRINKING WATER," VOLUME 1, EPA 815-R-00-014.

MCAWW "Methods for Chemical Analysis of Water and Wastes", EPA-600/4-79-020, March 1983 and subsequent revisions.

SW846 "Test Methods for Evaluating Solid Waste, Physical/Chemical Methods", Third Edition, November 1986 and its updates.

SAMPLE SUMMARY

C7K020180

WO #	SAMPLE#	CLIENT SAMPLE ID	SAMPLED DATE	SAMP TIME
KAEM3	001	FMC-24	10/30/07	13:50
KAERC	002	FMC-9	10/30/07	15:30
KAERF	003	FMC-10	10/30/07	14:45
KAERJ	004	FMC-11	10/30/07	14:20
KAERM	005	FMC-12	10/30/07	16:30
KAERT	006	FMC-13	10/30/07	16:30
KAER0	007	FMC-14	10/30/07	17:15
KAETX	008	FMC-15	10/31/07	09:45
KAET3	009	FMC-16	10/31/07	10:05
KAET7	010	FMC-17	10/31/07	10:20
KAEVC	011	FMC-18	10/31/07	10:50
KAEVF	012	FMC-19	10/31/07	10:55
KAEVN	013	FMC-20	10/31/07	11:10
KAEV0	014	FMC-21	10/31/07	13:30
KAEV3	015	FMC-22	10/31/07	13:50
KAEV9	016	FMC-23	10/31/07	13:55
KAEWD	017	FMC-3	10/31/07	14:35
KAEWN	018	FMC-4	10/31/07	14:50
KAEWQ	019	FMC-5	10/31/07	15:15
KAEWX	020	FMC-6	10/31/07	15:50
KAEW1	021	FMC-7	10/31/07	16:10
KAEW5	022	FMC-8	10/31/07	16:20
KAEW9	023	FMC-25	10/31/07	10:25
KAEXG	024	FMC-26	10/31/07	10:05
KAEXM	025	Trip_Blank#3	10/31/07	10:05
KAEXT	026	Trip_Blank#4	10/31/07	10:05

NOTE(S):

- The analytical results of the samples listed above are presented on the following pages.
- All calculations are performed before rounding to avoid round-off errors in calculated results.
- Results noted as "ND" were not detected at or above the stated limit.
- This report must not be reproduced, except in full, without the written approval of the laboratory.
- Results for the following parameters are never reported on a dry weight basis: color, corrosivity, density, flashpoint, ignitability, layers, odor, paint filter test, pH, porosity pressure, reactivity, redox potential, specific gravity, spot tests, solids, solubility, temperature, viscosity, and weight.

C7K020180

Chain of Custody Record

SEVERN TRENT **STL**

Severn Trent Laboratories, Inc.

STL-4124 (0901)

Client: Tetra Tech NUS	Project Manager: Mike Martin	Date: 11/1/07	Chain of Custody Number: 322462
Address: 20251 Century Blvd Ste 200	Telephone Number (Area Code)/Fax Number: 301 528 3022	Lab Number	Page 1 of 1
City: Germantown / State: MD / Zip Code: 20874	Site Contact: T Agamwage	Lab Contact: B Hall	
Project Name and Location (State): Martin State Airport MD Frog Mortar Creek	Carrier/Waybill Number:		
Contract/Purchase Order/Quote No.: 1800157 2-1			

Sample I.D. No. and Description (Containers for each sample may be combined on one line)	Date	Time	Matrix: Air	Aqueous	Sed.	Soil	Containers & Preservatives: Unpres.	H2SO4	HNO3	HCl	NaOH	ZnAc/NaOH	Analysis: SVOC PCB Metal	Volatiles	Perchlorate	Organotin	PCBs	LL SVOCs	LVOCs	Total Metal	Dissolved Metal	Special Instructions/ Conditions of Receipt
FMC 25	11/1/07				X		X						X	X	X	X						
FMC 25	" "			X			X		X	X							X	X	X	X	X	
FMC 26	" "				X		X						X	X	X	X						
FMC 26	" "			X			X		X	X							X	X	X	X	X	

Possible Hazard Identification

☐ Non-Hazard ☐ Flammable ☐ Skin Irritant ☐ Poison B ☑ Unknown

Sample Disposal

☐ Return To Client ☑ Disposal By Lab ☐ Archive For _____ Months (A fee may be assessed if samples are retained longer than 1 month)

Turn Around Time Required

☐ 24 Hours ☐ 48 Hours ☐ 7 Days ☒ 14 Days ☐ 21 Days ☐ Other _____

QC Requirements (Specify)

1. Relinquished By: Kate Samuels	Date: 11-01-07	Time: 1550	1. Received By: Paul Booth
2. Relinquished By:	Date: 11-1-07	Time: 1830	2. Received By: Vbarbot
3. Relinquished By:	Date:	Time:	3. Received By:

1. Received By: Paul Booth	Date: 11-1-07	Time: 1600	
2. Received By: Vbarbot	Date: 11/2/07	Time: 920	
3. Received By:	Date:	Time:	

Comments

DISTRIBUTION: WHITE - Returned to Client with Report; CANARY - Stays with the Sample; PINK - Field Copy

8

(1 - 567)

C7K020180

Chain of Custody Record

SEVERN TRENT **STL**

Severn Trent Laboratories, Inc.

STL-4124 (0901)

Client: Tetra Tech NUS	Project Manager: Mike Martin	Date: 10/31/07	Chain of Custody Number: 322460
Address: 20251 Century Blvd Ste 200	Telephone Number (Area Code)/Fax Number: 301 528 3022	Lab Number:	Page 1 of 2
City: Germantown / State: MD / Zip Code: 20874	Site Contact: Aparnavage	Lab Contact: B Hall	
Project Name and Location (State): Martin State Airport MD Frog Monitoring	Carrier/Waybill Number:		
Contract/Purchase Order/Quote No.: 1800L572-1			

Sample I.D. No. and Description (Containers for each sample may be combined on one line)	Date	Time	Matrix: Air	Aqueous	Sed.	Soil	Containers & Preservatives: Unpres.	H_2SO_4	HNO_3	HCl	NaOH	ZnAc/NaOH	Analysis: Semi VOCs	Volatiles	Perchlorate	Organotin	PCBs	Lt Semi VOCs	Lt VOCs	Total Metals	Dissolved Metals
FMC 15	10/31/07				X		X						X	X	X	X					
FMC 16	10/31/07				X		X						X	X	X	X					
FMC 16				X			X		X	X							X	X	X	X	X
FMC 17					X		X						X	X	X	X					
FMC 18					X								X	X	X	X					
FMC 18				X			X		X	X							X	X	X	X	X
FMC 19					X		X						X	X	X	X					
FMC 20					X		X						X	X	X	X					
FMC 20				X			X		X	X							X	X	X	X	X
FMC 21					X		X						X	X	X	X					
FMC 22					X		X						X	X	X	X					
FMC 22	V			X			X		X	X							X	X	X	X	X

Special Instructions/ Conditions of Receipt

Possible Hazard Identification

☐ Non-Hazard ☐ Flammable ☐ Skin Irritant ☐ Poison B ☒ Unknown

Sample Disposal

☐ Return To Client ☒ Disposal By Lab ☐ Archive For _____ Months (A fee may be assessed if samples are retained longer than 1 month)

Turn Around Time Required

☐ 24 Hours ☐ 48 Hours ☐ 7 Days ☒ 14 Days ☐ 21 Days ☐ Other _____

QC Requirements (Specify)

1. Relinquished By	Date: 11-01-07	Time: 1550	1. Received By: Date: 11-01-07 Time: 1600
2. Relinquished By	Date: 11-1-07	Time: 18:30	2. Received By: Date: 11/2/07 Time: 9:20
3. Relinquished By	Date:	Time:	3. Received By: Date: Time:

Comments

DISTRIBUTION: WHITE - Returned to Client with Report; CANARY - Stays with the Sample; PINK - Field Copy

9

(1 - 567)

C7K020180

Chain of Custody Record

SEVERN TRENT **STL**

Severn Trent Laboratories, Inc.

STL-4124 (0901)

Client: Tetra Tech WDS	Project Manager: Mike Martin	Date: 10/31/07	Chain of Custody Number: 322461
Address: 20251 Century Blvd Ste 200	Telephone Number (Area Code)/Fax Number: 301 528 3922	Lab Number:	Page 2 of 2
City: Germantown	State: MD	Zip Code: 20874	Site Contact: T Arunavage	Lab Contact: B Hall
Project Name and Location (State): Martin State Airport MD Frog Mortar Creek	Carrier/Waybill Number:	
Contract/Purchase Order/Quote No.: 1800 1572-1		

Sample I.D. No. and Description (Containers for each sample may be combined on one line)	Date	Time	Matrix: Air	Aqueous	Sed.	Soil	Containers & Preservatives: Unpres.	H2SO4	HNO3	HCl	NaOH	ZnAc/NaOH	Analysis: Stoc PCB Metal	Volatiles	Pesticide	Herbicide	PCBs	Lab Spec	Total Metal	Dissolved Metal
FMC 23	10/31/07				X		X						X	X	X	X				
FMC 3	" "				X		X						X	X	X	X				
FMC 3 EMS	" "			X			X		X	X							X	X	X	X	X
FMC 4	" "				X		X						X	X	X	X				
FMC 5	" "				X		X						X	X	X	X				
FMC 5	" "			X			X		X	X							X	X	X	X	X
FMC 6	" "				X		X						X	X	X	X				
FMC 7	" "				X		X						X	X	X	X				
FMC 7	" "			X			X		X	X							X	X	X	X	X
FMC 8	" "				X		X						X	X	X	X				

Special Instructions/ Conditions of Receipt

Possible Hazard Identification

☐ Non-Hazard ☐ Flammable ☐ Skin Irritant ☐ Poison B ☒ Unknown

Sample Disposal

☐ Return To Client ☒ Disposal By Lab ☐ Archive For _____ Months (A fee may be assessed if samples are retained longer than 1 month)

Turn Around Time Required

☐ 24 Hours ☐ 48 Hours ☐ 7 Days ☒ 14 Days ☐ 21 Days ☐ Other _____

QC Requirements (Specify)

		Date	Time
1. Relinquished By		11-01-07	1550
2. Relinquished By		11-1-07	[illegible]
3. Relinquished By			
1. Received By		11-01-07	1600
2. Received By		11/2/07	9:20
3. Received By			

Comments

DISTRIBUTION: WHITE - Returned to Client with Report: CANARY - Stays with the Sample; PINK - Field Copy

10

(1 - 567)

C7K020180

Chain of Custody Record

STL-4124 (0901)

SEVERN TRENT **STL**

Severn Trent Laboratories, Inc.

Client: TetraTech NUS	Project Manager: Mike Martin	Date: 10/30/07	Chain of Custody Number: 322454
Address: 20251 Century Blvd ste 200	Telephone Number (Area Code)/Fax Number: 301 528 3022	Lab Number:	Page 1 of 6
City: Germantown / State: MD / Zip Code: 20874	Site Contact: Tony Appanavage	Lab Contact: Barb Hall	
Project Name and Location (State): Martin St Airport, MD (Frog Mortar Creek - FMC)	Carrier/Waybill Number:		
Contract/Purchase Order/Quote No: 18001572-1			

Sample I.D. No. and Description (Containers for each sample may be combined on one line)	Date	Time	Matrix: Air	Aqueous	Sed.	Soil	Containers & Preservatives: Unpres.	H_2SO_4	HNO_3	HCl	NaOH	ZnAc/NaOH	Analysis (Attach list if more space is needed): Svoc, PCB, Metals	Volatiles	Pesticides	Organotins	Special Instructions/ Conditions of Receipt
~~FCM 24~~ FMC 24	10/30/07				X		X						X				
~~FCM 24~~ FMC 24	10/30/07				X		X							X			4-4oz jars
~~FCM 24~~ FMC 24	10/30/07				X		X								X		
~~FCM 24~~ FMC 24	10/30/07				X		X									X	
~~FCM 9~~ FMC 9	10/30/07				X		X						X				
~~FCM 9~~ FMC 9	10/30/07				X		X							X			4-4oz jars
~~FCM 9~~ FMC 9	10/30/07				X		X								X		
~~FCM 9~~ FMC 9	10/30/07				X		X									X	
~~FCM 10~~ FMC 10	10/30/07				X		X						X				
~~FCM 10~~ FMC 10	10/30/07				X		X							X			4-4oz jars
~~FCM 10~~ FMC 10	10/30/07				X		X								X		
~~FCM 10~~ FMC 10	10/30/07				X		X									X	

Possible Hazard Identification

☐ Non-Hazard ☐ Flammable ☐ Skin Irritant ☐ Poison B ☒ Unknown

Sample Disposal: ☐ Return To Client ☒ Disposal By Lab ☐ Archive For _____ Months (A fee may be assessed if samples are retained longer than 1 month)

Turn Around Time Required: ☐ 24 Hours ☐ 48 Hours ☐ 7 Days ☒ ~~14~~ Days ☐ 21 Days ☐ Other _____

QC Requirements (Specify)

1. Relinquished By: Kurt Samuels	Date: 11-01-07	Time: 1350	1. Received By:	Date: 11-01-07	Time: 1600
2. Relinquished By:	Date: 11-1-07	Time: 19:30	2. Received By:	Date: 11/2/07	Time: 09:20
3. Relinquished By:	Date:	Time:	3. Received By:	Date:	Time:

Comments

DISTRIBUTION: WHITE - Returned to Client with Report; CANARY - Stays with the Sample; PINK - Field Copy

11

(11 - 567)

C7K020180

Chain of Custody Record

SEVERN TRENT **STL**

Severn Trent Laboratories, Inc.

STL-4124 (0901)

Client: Tetra Tech WWS	Project Manager: Mike Martin	Date: 10/30/07	Chain of Custody Number: 322455
Address: 20251 Century Blvd Ste 200	Telephone Number (Area Code)/Fax Number: 301 528 3022	Lab Number:	Page 2 of 6
City: Germantown / State: MD / Zip Code: 20874	Site Contact: T. Apanavage	Lab Contact: B Hall	
Project Name and Location (State): Martin State Airport, MD Frog Mortar Creek	Carrier/Waybill Number:		
Contract/Purchase Order/Quote No.: 1800157Z-1			

Sample I.D. No. and Description (Containers for each sample may be combined on one line)	Date	Time	Matrix: Air	Aqueous	Sed.	Soil	Containers & Preservatives: Unpres.	H2SO4	HNO3	HCl	NaOH	ZnAc/NaOH	Analysis: Semi Metal PAH	Volatiles	Perchlorate	Organotin	Special Instructions/ Conditions of Receipt
~~FCM-11~~ FMC 11	10/30/07				X								X				4-4oz jars
~~FCM-11~~ FMC 11	10/30/07				X									X			
~~FCM-11~~ FMC 11	10/30/07				X										X		
~~FCM-11~~ FMC 11					X											X	
~~FCM-12~~ FMC 12					X								X				4-4oz jars
~~FCM-12~~ FMC 12					X									X			
~~FCM-12~~ FMC 12					X										X		
~~FCM-12~~ FMC 12					X											X	
~~FCM-13~~ FMC 13					X								X				4-4oz jars
~~FCM-13~~ FMC 13					X									X			
~~FCM-13~~ FMC 13					X										X		
~~FCM-13~~ FMC 13					X											X	

Possible Hazard Identification

☐ Non-Hazard ☐ Flammable ☐ Skin Irritant ☐ Poison B ☒ Unknown

Sample Disposal: ☐ Return To Client ☒ Disposal By Lab ☐ Archive For _____ Months (A fee may be assessed if samples are retained longer than 1 month)

Turn Around Time Required

☐ 24 Hours ☐ 48 Hours ☐ 7 Days ☒ 14 Days ☐ 21 Days ☐ Other _____

QC Requirements (Specify)

1. Relinquished By: Rick Mussler	Date: 11-01-07	Time: 1550	1. Received By:	Date: 11-01-07	Time: 1600
2. Relinquished By:	Date: 11-1-07	Time: 16:30	2. Received By: V Bontot	Date: 11/2/07	Time: 9.20
3. Relinquished By:	Date:	Time:	3. Received By:	Date:	Time:

Comments

DISTRIBUTION: WHITE - Returned to Client with Report; CANARY - Stays with the Sample; PINK - Field Copy

12

(1 - 567)

C7K020180

Chain of Custody Record

SEVERN TRENT **STL**

Severn Trent Laboratories, Inc.

STL-4124 (0901)

Client: Tetra Tech WVS	Project Manager: Mike Martin	Date: 10/30/07	Chain of Custody Number: 322456
Address: 20251 Century Blvd Ste 200	Telephone Number (Area Code)/Fax Number: 301 528 3022	Lab Number:	Page 3 of 6
City: Germantown / State: MD / Zip Code: 20874	Site Contact: T Hanauer	Lab Contact: B Hall	
Project Name and Location (State): Martin State Airport MD / Troy Marker Creek	Carrier/Waybill Number:		
Contract/Purchase Order/Quote No.: 18001572-1			

Sample I.D. No. and Description (Containers for each sample may be combined on one line)	Date	Time	Matrix: Air	Aqueous	Sed.	Soil	Containers & Preservatives: Unpres.	H2SO4	HNO3	HCl	NaOH	ZnAc/ NaOH	Analysis: Semi Metal PCB	Volatiles	Perchlorate	Organotin	PCBs	LL SVOCs	LL VOCs	Total Metals	Dissolved Metals	Special Instructions/ Conditions of Receipt
~~FCM 14~~ FMC 14	10/30/07				X								X									4-4oz jars
~~FCM 14~~ FMC 14														X								
~~FCM 14~~ FMC 14															X							
~~FCM 14~~ FMC 14					X											X						
~~FCM 24~~ FMC 24				X			X										X					
~~FCM 24~~ FMC 24							X											X				
~~FCM 24~~ FMC 24										X									X			
~~FCM 24~~ FMC 24									X											X		
~~FCM 24~~ FMC 24									X												X	

Possible Hazard Identification
☐ Non-Hazard ☐ Flammable ☐ Skin Irritant ☐ Poison B ☒ Unknown

Sample Disposal
☐ Return To Client ☒ Disposal By Lab ☐ Archive For _____ Months (A fee may be assessed if samples are retained longer than 1 month)

Turn Around Time Required
☐ 24 Hours ☐ 48 Hours ☐ 7 Days ☒ 14 Days ☐ 21 Days ☐ Other _____

QC Requirements (Specify)

1. Relinquished By: Kirk Samuels	Date: 11-01-07	Time: 1550	1. Received By:	Date: 11/01/07	Time: 1600
2. Relinquished By:	Date: 11-1-07	Time: 18:30	2. Received By:	Date: 11/2/07	Time: 9:20
3. Relinquished By:	Date:	Time:	3. Received By:	Date:	Time:

Comments

DISTRIBUTION: WHITE - Returned to Client with Report; CANARY - Stays with the Sample; PINK - Field Copy

(1 - 567)

C7K020180

Chain of Custody Record

STL-4124 (0901)

SEVERN TRENT **STL**

Severn Trent Laboratories, Inc.

Client: Tetra Tech WUS	Project Manager: Mike Martin	Date: 10/30/07	Chain of Custody Number: 322457
Address: 20251 Century Blvd Ste 200	Telephone Number (Area Code)/Fax Number: 301 528 3022	Lab Number:	Page 4 of 6
City: Germantown; State: MD; Zip Code: 20874	Site Contact: T Apanavage; Lab Contact: B Hall		
Project Name and Location (State): Martin State Airport MD Frog Mortar creek	Carrier/Waybill Number:		
Contract/Purchase Order/Quote No.: 18001572-1			

Sample I.D. No. and Description (Containers for each sample may be combined on one line)	Date	Time	Matrix: Air	Matrix: Aqueous	Matrix: Sed.	Matrix: Soil	Containers & Preservatives: Unpres.	H2SO4	HNO3	HCl	NaOH	ZnAc/NaOH	Analysis (Attach list if more space is needed): PCBs	LL SVOCs	LL VOCs	Total Metal	Dissolved Metal	Special Instructions/ Conditions of Receipt
CMS ~~FCM 9~~ FMC 9	10/30/07			X			X						X					
~~FCM 9~~ FMC 9							X							X				
~~FCM 9~~ FMC 9										X					X			
~~FCM 9~~ FMC 9									X							X		
~~FCM 9~~ FMC 9									X								X	
~~FCM 10~~ FMC 10							X						X					
~~FCM 10~~ FMC 10							X							X				
~~FCM 10~~ FMC 10										X					X			
~~FCM 10~~ FMC 10									X							X		
CMS ~~FCM 10~~ FMC 10									X								X	

Possible Hazard Identification: ☐ Non-Hazard ☐ Flammable ☐ Skin Irritant ☐ Poison B ☒ Unknown

Sample Disposal: ☐ Return To Client ☒ Disposal By Lab ☐ Archive For _____ Months (A fee may be assessed if samples are retained longer than 1 month)

Turn Around Time Required: ☐ 24 Hours ☐ 48 Hours ☐ 7 Days ☒ 14 Days ☐ 21 Days ☐ Other _____

QC Requirements (Specify)

	Date	Time		Date	Time
1. Relinquished By: [signature]	11-01-07	1550	1. Received By: [signature]	11-01-07	1600
2. Relinquished By: [signature]	11-1-07	18:30	2. Received By: V Bortot	11/2/07	09:20
3. Relinquished By:			3. Received By:		

Comments

DISTRIBUTION: WHITE - Returned to Client with Report; CANARY - Stays with the Sample; PINK - Field Copy

C7K020180

Chain of Custody Record

SEVERN TRENT **STL**

Severn Trent Laboratories, Inc.

STL-4124 (0901)

Client: Tetra Tech WSS	Project Manager: Mike Martin	Date: 10/30/07	Chain of Custody Number: 322458
Address: 20251 Century Blvd Ste 200	Telephone Number (Area Code)/Fax Number: 301 528 3022	Lab Number:	Page 5 of 6
City: Germantown / State: MD / Zip Code: 20874	Site Contact: T Flanagan	Lab Contact: B Hall	
Project Name and Location (State): Martin St Airport MD Frog Mortar Ck	Carrier/Waybill Number:		
Contract/Purchase Order/Quote No.: 18001572-1			

Sample I.D. No. and Description (Containers for each sample may be combined on one line)	Date	Time	Matrix: Air	Aqueous	Sed.	Soil	Containers & Preservatives: Unpres.	H2SO4	HNO3	HCl	NaOH	ZnAc/NaOH	Analysis: PCBs	LL SVOCs	LL VOCs	Total Metals	Dissolved Metals	Special Instructions/ Conditions of Receipt
~~FCM 11~~ FMC 11	10/30/07			X			X						X					
~~FCM 11~~ FMC 11							X							X				
~~FCM 11~~ FMC 11										X					X			
~~FCM 11~~ FMC 11									X							X		
~~FCM 11~~ FMC 11									X								X	
~~FCM 12~~ FMC 12							X						X					
~~FCM 12~~ FMC 12							X							X				
~~FCM~~ FMC 12										X					X			
FMC 12									X							X		
FMC 12									X								X	

Possible Hazard Identification: ☐ Non-Hazard ☐ Flammable ☐ Skin Irritant ☐ Poison B ☒ Unknown	Sample Disposal: ☐ Return To Client ☒ Disposal By Lab ☐ Archive For ____ Months (A fee may be assessed if samples are retained longer than 1 month)		
Turn Around Time Required: ☐ 24 Hours ☐ 48 Hours ☐ 7 Days ☒ 14 Days ☐ 21 Days ☐ Other	QC Requirements (Specify)		
1. Relinquished By: Rick Samuel	Date: 11-01-07 Time: 1550	1. Received By:	Date: 11-01-07 Time: 1600
2. Relinquished By:	Date: 11-1-07 Time: 18:30	2. Received By: V Bostot	Date: 11/2/07 Time: 09:20
3. Relinquished By:	Date: Time:	3. Received By:	Date: Time:
Comments			

DISTRIBUTION: WHITE - Returned to Client with Report; CANARY - Stays with the Sample; PINK - Field Copy

(1 - 567)

[redacted]

Chain of Custody Record

STL-4124 (0901)

SEVERN TRENT **STL**

Severn Trent Laboratories, Inc.

Client: TetraTech NUS	Project Manager: Mike Martin	Date: 10/30/07	Chain of Custody Number: 322459
Address: 20251 Century Blvd Ste 200	Telephone Number (Area Code)/Fax Number: 301 528 3022	Lab Number:	Page 6 of 6
City: Germantown; State: MD; Zip Code: 20874	Site Contact: T Apanavage; Lab Contact: B Hall		
Project Name and Location (State): Martin State Airport MD Troy Martin Ck	Carrier/Waybill Number:		
Contract/Purchase Order/Quote No.: 18001572-1			

Sample I.D. No. and Description (Containers for each sample may be combined on one line)	Date	Time	Matrix: Air	Aqueous	Sed.	Soil	Containers & Preservatives: Unpres.	H2SO4	HNO3	HCl	NaOH	ZnAc/NaOH	Analysis (Attach list if more space is needed): PCBs	LL SVOCs	LL VOCs	Total Metals	Dissolved Metals	Special Instructions/ Conditions of Receipt
FMC 13	10/30/07			X			X						X					
FMC 13	↓						X							X				
FMC 13	↓									X					X			
FMC 13	↓								X							X		
FMC 13	↓								X								X	

Possible Hazard Identification: ☐ Non-Hazard ☐ Flammable ☐ Skin Irritant ☐ Poison B ☒ Unknown

Sample Disposal: ☐ Return To Client ☒ Disposal By Lab ☐ Archive For _____ Months (A fee may be assessed if samples are retained longer than 1 month)

Turn Around Time Required: ☐ 24 Hours ☐ 48 Hours ☐ 7 Days ☒ 14 Days ☐ 21 Days ☐ Other _____

QC Requirements (Specify)

	Date	Time		Date	Time
1. Relinquished By: [signature]	11-01-07	1550	1. Received By: [signature]	11-01-07	1600
2. Relinquished By: [signature]	11-1-07	18:30	2. Received By: [signature]	11/2/07	09:20
3. Relinquished By:			3. Received By:		

Comments

DISTRIBUTION: WHITE - Returned to Client with Report; CANARY - Stays with the Sample; PINK - Field Copy

Cooler Receipt Form

STL Pittsburgh

Client: TTNUS Project: Martin St Airport Quote: 77040

Cooler Rec'd & Opened for Temp. Check on: 11/2/07

Coolers Opened and Unpacked on: 11/2/07 By: _____ (Signature)

STL Pittsburgh Lot Number: C7K020180

		Yes	No
1.	Were custody seals on the outside of the cooler?	✓	
	If YES, how many and where? Quantity 2 Location Front		
	Were signatures and date correct?	✓	
2.	Were custody papers included inside the cooler? not all coolers	✓	
3.	Were custody papers properly filled out (ink, signed, match labels)?	✓	
4.	Did you sign the custody papers in the appropriate place?	✓	
5.	Was shippers packing slip attached to this form?		✓
6.	Were packing materials used?	✓	
	If YES, what type? Bubble Bags		
7.	Were the samples chilled? (Record temperatures on reverse side.)	✓	
8.	Were the samples appropriately preserved?	NA	
9.	Were all bottles sealed in separate plastic bags?	✓	
10.	Did all bottles arrive in good condition (unbroken)?	✓	
11.	Were all bottle labels complete (sample ID, preservatives, etc.)?	✓	
12.	Did all bottle labels and/or tags agree with custody papers?	✓	
13.	Were correct bottles used for tests indicated?	✓	
14.	Were all VOA vials checked for the presence of air bubbles? T.B	✓	
15.	Was a sufficient amount of sample sent in each bottle?	✓	

16. Samples received by: (FEDEX) UPS CLIENT DROP-OFF OTHER DHL

Explain any discrepancies: _____

Level 2 Review _____

Was contacted on _____ by _____ to resolve discrepancies.

Cooler Receipt Form

STL Pittsburgh

P: Preserved

UP: Unpreserved

Sample ID	TMET PH<2	DMET PH<2	HG PH<2	NUT(1) PH<2	CN PH ≥12	OG TPHC PH<2	PHEN PH<2	SULF PH ≥12	TOC PH<2	TOX PH<2	VOA P/UP	hrdnss PH<2	Cl_2 RES		

(1) "NUT" could include sample bottles for ammonia, chemical oxygen demand, nitrate/nitrite, TKN, or total phosphorus

Comments: _____

Cooler Number	Temperature*	Thermometer
	3.1	#10
	3.0	
	2.9	
	2.4	
	2.8	
	3.1	
	2.5	

*Acceptable Temperature Range: 4°C ± 2°C

Sample	Lot Number**

**Please use an asterisk if bottle lot number was covered by the label

C7K020180

Chain of Custody Record

SEVERN TRENT **STL** C7K020180

Severn Trent Laboratories, Inc.

STL-4124 (0901)

Client: TetraTech NUS	Project Manager: Mike Martin	Date: 10/30/07	Chain of Custody Number: 322454
Address: 20251 Century Blvd Ste 200	Telephone Number (Area Code)/Fax Number: 301 528 3022	Lab Number:	Page 1 of 6
City: Germantown / State: MD / Zip Code: 20874	Site Contact: Tony Apparavage	Lab Contact: Barb Hall	
Project Name and Location (State): Martin State Airport, MD (Frog Mortar Creek - FMC)	Carrier/Waybill Number:		
Contract/Purchase Order/Quote No.: 1800572-1			

Sample I.D. No. and Description (Containers for each sample may be combined on one line)	Date	Time	Matrix: Air	Aqueous	Sed.	Soil	Containers & Preservatives: Unpres.	H2SO4	HNO3	HCl	NaOH	ZnAc/NaOH	Analysis: Svoc, B/N, Metal	Volatiles	Pesticides	Organotins	Special Instructions/ Conditions of Receipt
FCM 24 FMC 24	10/30/07				X		X						X				4-4oz jars
FCM 24 FMC 24	10/30/07				X		X							X			CUSTODY SEALS INTACT
FCM 24 FMC 24	10/30/07				X		X								X		RECEIVED AT 1°C
FCM 24 FMC 24	10/30/07				X		X									X	OKD 11-2-07
FCM 9 FMC 9	10/30/07				X		X						X				4-4oz jars
FCM 9 FMC 9	10/30/07				X		X							X			7977 92105 0564
FCM 9 FMC 9	10/30/07				X		X								X		
FCM 9 FMC 9	10/30/07				X		X									X	
FCM 10 FMC 10	10/30/07				X		X						X				4-4oz jars
FCM 10 FMC 10	10/30/07				X		X							X			
FCM 10 FMC 10	10/30/07				X		X								X		
FCM 10 FMC 10	10/30/07				X		X									X	

Possible Hazard Identification

☐ Non-Hazard ☐ Flammable ☐ Skin Irritant ☐ Poison B ☑ Unknown

Sample Disposal

☐ Return To Client ☒ Disposal By Lab ☐ Archive For _____ Months (A fee may be assessed if samples are retained longer than 1 month)

Turn Around Time Required

☐ 24 Hours ☐ 48 Hours ☐ 7 Days ☒ ~~14~~ Days ☐ 21 Days ☐ Other _____

QC Requirements (Specify)

1. Relinquished By: Kurt Samuels	Date: 11-01-07	Time: 1550	1. Received By:	Date: 11-01-07	Time: 1600
2. Relinquished By:	Date:	Time:	2. Received By:	Date: 11-2-07	Time: 09:30
3. Relinquished By:	Date:	Time:	3. Received By:	Date:	Time:

Comments

DISTRIBUTION: WHITE - Returned to Client with Report; CANARY - Stays with the Sample; PINK - Field Copy

C7K020180

Chain of Custody Record

SEVERN TRENT **STL**

Severn Trent Laboratories, Inc.

C7K020180

STL-4124 (0901)

Client: Tetra Tech NUS	Project Manager: Mike Martin	Date: 10/30/07	Chain of Custody Number: 322455
Address: 20251 Century Blvd Ste 200	Telephone Number (Area Code)/Fax Number: 301 528 3022	Lab Number:	Page 2 of 6
City: Germantown; State: MD; Zip Code: 20874	Site Contact: T. Apanavage; Lab Contact: B Hall		
Project Name and Location (State): Martin State Airport, MD Frog Mortar Creek	Carrier/Waybill Number:		
Contract/Purchase Order/Quote No.: 18001572-1			

Analysis (Attach list if more space is needed)

Sample I.D. No. and Description (Containers for each sample may be combined on one line)	Date	Time	Matrix: Air	Aqueous	Sed.	Soil	Containers & Preservatives: Unpres.	H2SO4	HNO3	HCl	NaOH	ZnAc/NaOH	Suso Metal PCB	Volatiles	Perchlorate	Organotin	Special Instructions/ Conditions of Receipt
~~FCM 11~~ FMC 11	10/30/07				X								X				4-4oz jars
~~FCM 11~~ FMC 11	10/30/07				X									X			
~~FCM 11~~ FMC 11	10/30/07				X										X		
~~FCM 11~~ FMC 11					X											X	
~~FCM 12~~ FMC 12					X								X				4-4oz jars
~~FCM 12~~ FMC 12					X									X			
~~FCM 12~~ FMC 12					X										X		
~~FCM 12~~ FMC 12					X											X	
~~FCM 13~~ FMC 13					X								X				4-4oz jars
~~FCM 13~~ FMC 13					X									X			
~~FCM 13~~ FMC 13					X										X		
~~FCM 13~~ FMC 13					X											X	

Possible Hazard Identification: ☐ Non-Hazard ☐ Flammable ☐ Skin Irritant ☐ Poison B ☒ Unknown

Sample Disposal: ☐ Return To Client ☒ Disposal By Lab ☐ Archive For _____ Months (A fee may be assessed if samples are retained longer than 1 month)

Turn Around Time Required: ☐ 24 Hours ☐ 48 Hours ☐ 7 Days ☒ 14 Days ☐ 21 Days ☐ Other _____

QC Requirements (Specify)

	Date	Time		Date	Time
1. Relinquished By: Rick [signature]	11-01-07	1550	1. Received By: [signature]	11-01-07	1600
2. Relinquished By:			2. Received By: Bryan Cannon	11-2-07	09:30
3. Relinquished By:			3. Received By:		

Comments

DISTRIBUTION: WHITE - Returned to Client with Report; CANARY - Stays with the Sample; PINK - Field Copy

C7K020180

Chain of Custody Record

SEVERN TRENT **STL**

Severn Trent Laboratories, Inc.

C7K020180

STL-4124 (0901)

Client: Tetra Tech WVS	Project Manager: Mike Martin	Date: 10/30/07	Chain of Custody Number: 322456
Address: 20251 Century Blvd Ste 200	Telephone Number (Area Code)/Fax Number: 301 528 3022	Lab Number:	Page 3 of 6
City: Germantown / State: MD / Zip Code: 20874	Site Contact: T Hanauge	Lab Contact: B Hall	
Project Name and Location (State): Martin State Airport MD / Troy Marker Creek	Carrier/Waybill Number:		
Contract/Purchase Order/Quote No.: 18001572-1			

Sample I.D. No. and Description (Containers for each sample may be combined on one line)	Date	Time	Matrix: Air	Aqueous	Sed.	Soil	Containers & Preservatives: Unpres.	H2SO4	HNO3	HCl	NaOH	ZnAc/ NaOH	Analysis: Semi metal PCB	Volatiles	Perchlorate	Organotin	PCBs	LL SVOCs	LL VOCs	Total Metal	Dissolved Metal	Special Instructions/ Conditions of Receipt
~~FCM 14~~ FMC 14	10/30/07				X								X									4-4oz jar
~~FCM 14~~ FMC 14														X								
~~FCM 14~~ FMC 14															X							
~~FCM 14~~ FMC 14					X											X						
~~FCM 24~~ FMC 24				X			X										X					
~~FCM 24~~ FMC 24							X											X				
~~FCM 24~~ FMC 24										X									X			
~~FCM 24~~ FMC 24									X											X		
~~FCM 24~~ FMC 24									X												X	
				X																		

Possible Hazard Identification

☐ Non-Hazard ☐ Flammable ☐ Skin Irritant ☐ Poison B ☒ Unknown

Sample Disposal

☐ Return To Client ☒ Disposal By Lab ☐ Archive For _____ Months (A fee may be assessed if samples are retained longer than 1 month)

Turn Around Time Required

☐ 24 Hours ☐ 48 Hours ☐ 7 Days ☒ 14 Days ☐ 21 Days ☐ Other _____

QC Requirements (Specify)

	Date	Time
1. Relinquished By: Kirk Samuels	11-01-07	1550
2. Relinquished By:		
3. Relinquished By:		

	Date	Time
1. Received By:	11-01-07	1600
2. Received By:	11-2-07	09:31
3. Received By:		

Comments

DISTRIBUTION: WHITE - Returned to Client with Report; CANARY - Stays with the Sample; PINK - Field Copy

C7K020180

Chain of Custody Record

SEVERN TRENT **STL**

Severn Trent Laboratories, Inc.

C7K020180

STL-4124 (0901)

Client: Tetra Tech NUS	Project Manager: Mike Martin	Date: 10/31/07	Chain of Custody Number: 322460
Address: 20251 Century Blvd Ste 200	Telephone Number (Area Code)/Fax Number: 301 528 3022	Lab Number:	Page 1 of 2
City: Germantown / State: MD / Zip Code: 20874	Site Contact: Hannaway	Lab Contact: B Hall	
Project Name and Location (State): Martin State Airport MD Frog Mortar Ck	Carrier/Waybill Number:		
Contract/Purchase Order/Quote No.: 1800L572-1			

Sample I.D. No. and Description (Containers for each sample may be combined on one line)	Date	Time	Matrix: Air	Aqueous	Sed.	Soil	Containers & Preservatives: Unpres.	H_2SO_4	HNO_3	HCl	NaOH	ZnAc/NaOH	Analysis: SVOCs PCB Metals	Volatiles	Perchlorate	Organotin	PCBs	LL SVOCs	LL VOCs	Total Metals	Dissolved Metals	Special Instructions/ Conditions of Receipt
FMC 15	10/31/07				X		X						X	X	X	X						
FMC 16	10/31/07				X		X						X	X	X	X						
FMC 16			X				X		X	X							X	X	X	X	X	
FMC 17					X		X						X	X	X	X						
FMC 18					X								X	X	X	X						
FMC 18			X				X		X	X			/				X	X	X	X	X	
FMC 19					X								X	X	X	X						
FMC 20					X		X						X	X	X	X						
FMC 20			X				X		X	X							X	X	X	X	X	
FMC 21					X		X						X	X	X	X						
FMC 22					X		X						X	X	X	X						
FMC 22			X				X		X	X							X	X	X	X	X	

Possible Hazard Identification

☐ Non-Hazard ☐ Flammable ☐ Skin Irritant ☐ Poison B ☒ Unknown

Sample Disposal

☐ Return To Client ☒ Disposal By Lab ☐ Archive For _____ Months (A fee may be assessed if samples are retained longer than 1 month)

Turn Around Time Required

☐ 24 Hours ☐ 48 Hours ☐ 7 Days ☒ 14 Days ☐ 21 Days ☐ Other _____

QC Requirements (Specify)

1. Relinquished By	Date: 11-01-07	Time: 1550	1. Received By	Date: 11-01-2007	Time: 1600
2. Relinquished By	Date:	Time:	2. Received By	Date: 11-2-07	Time: 0930
3. Relinquished By	Date:	Time:	3. Received By	Date:	Time:

Comments

DISTRIBUTION: WHITE - Returned to Client with Report; CANARY - Stays with the Sample; PINK - Field Copy

29

(1 - 567)

C7K020180

Chain of Custody Record

SEVERN TRENT **STL**

Severn Trent Laboratories, Inc.

C7K020180

STL-4124 (0901)

Client: Tetra Tech WDS	Project Manager: Mike Martin	Date: 10/31/07	Chain of Custody Number: 322461
Address: 20251 Century Blvd Ste 200	Telephone Number (Area Code)/Fax Number: 301 528 3922	Lab Number:	Page 2 of 2
City: Germantown / State: MD / Zip Code: 20874	Site Contact: T Hanavage	Lab Contact: B Hall	
Project Name and Location (State): Martin State Airport MD Frog Mortar Creek	Carrier/Waybill Number:		
Contract/Purchase Order/Quote No.: 1800 1572-1			

Sample I.D. No. and Description (Containers for each sample may be combined on one line)	Date	Time	Matrix: Air	Aqueous	Sed.	Soil	Containers & Preservatives: Unpres.	H2SO4	HNO3	HCl	NaOH	ZnAc/NaOH	Analysis: Stoc PCB Metal	Volatiles	Pesticide	Organotin	PCBs	Phenolics	Lead	Total Metal	Dissolved Metal	Special Instructions/ Conditions of Receipt
FMC 23	10/31/07				X		X						X	X	X	X						
FMC 3	" "				X		X						X	X	X	X						
FMC 3 DUP	" "			X			X		X	X							X	X	X	X	X	
FMC 4	" "				X		X						X	X	X	X						
FMC 5	" "				X		X						X	X	X	X						
FMC 5	" "			X			X		X	X							X	X	X	X	X	
FMC 6	" "				X		X						X	X	X	X						
FMC 7	" "				X		X						X	X	X	X						
FMC 7	" "			X			X		X	X							X	X	X	X	X	
FMC 8	" "				X		X						X	X	X	X						

Possible Hazard Identification

☐ Non-Hazard ☐ Flammable ☐ Skin Irritant ☐ Poison B ☒ Unknown

Sample Disposal

☐ Return To Client ☒ Disposal By Lab ☐ Archive For _____ Months (A fee may be assessed if samples are retained longer than 1 month)

Turn Around Time Required

☐ 24 Hours ☐ 48 Hours ☐ 7 Days ☒ 14 Days ☐ 21 Days ☐ Other _____

QC Requirements (Specify)

1. Relinquished By: Kurt Semmler	Date: 11-01-07	Time: 1550	1. Received By:	Date: 11-01-07	Time: 1600
2. Relinquished By:	Date:	Time:	2. Received By: Dwight Hanna	Date: 11-2-07	Time: 0930
3. Relinquished By:	Date:	Time:	3. Received By:	Date:	Time:

Comments:

DISTRIBUTION: WHITE - Returned to Client with Report; CANARY - Stays with the Sample; PINK - Field Copy

C7K020180

Chain of Custody Record

SEVERN TRENT **STL**

Severn Trent Laboratories, Inc.

C7K020180

STL-4124 (0901)

Client: TetraTech NUS	Project Manager: Mike Martin	Date: 10/30/07	Chain of Custody Number: 322459
Address: 20251 Century Blvd Ste 200	Telephone Number (Area Code)/Fax Number: 301 528 3022	Lab Number:	Page 6 of 6
City: Germantown; State: MD; Zip Code: 20874	Site Contact: T Apanavage; Lab Contact: B Hall		
Project Name and Location (State): Martin State Airport MD Troy Mortar Ck	Carrier/Waybill Number:		
Contract/Purchase Order/Quote No.: 18001572-1			

Sample I.D. No. and Description (Containers for each sample may be combined on one line)	Date	Time	Matrix: Air	Aqueous	Sed.	Soil	Containers & Preservatives: Unpres.	H2SO4	HNO3	HCl	NaOH	ZnAc/NaOH	Analysis (Attach list if more space is needed): PCBs	LL SVOCs	LL VOCs	Total Metals	Dissolved Metals	Special Instructions/ Conditions of Receipt
FMC 13	10/30/07			X			X						X					
FMC 13	↓						X							X				
FMC 13	↓									X					X			
FMC 13	↓								X							X		
FMC 13	↓								X								X	

Possible Hazard Identification: ☐ Non-Hazard ☐ Flammable ☐ Skin Irritant ☐ Poison B ☒ Unknown

Sample Disposal: ☐ Return To Client ☒ Disposal By Lab ☐ Archive For _____ Months (A fee may be assessed if samples are retained longer than 1 month)

Turn Around Time Required: ☐ 24 Hours ☐ 48 Hours ☐ 7 Days ☒ 14 Days ☐ 21 Days ☐ Other _____

QC Requirements (Specify)

	Date	Time		Date	Time
1. Relinquished By: Rick Tamulis	11-01-07	1550	1. Received By: [signature]	11-01-07	1600
2. Relinquished By:			2. Received By: Bryan Paterson	11-2-07	09:30
3. Relinquished By:			3. Received By:		

Comments

DISTRIBUTION: WHITE - Returned to Client with Report; CANARY - Stays with the Sample; PINK - Field Copy

C7K020180

Chain of Custody Record

SEVERN TRENT **STL**
Severn Trent Laboratories, Inc.

C7K020180

STL-4124 (0901)

Client: Tetra Tech NUS	Project Manager: Mike Martin	Date: 11/1/07	Chain of Custody Number: 322462
Address: 20251 Century Blvd Ste 200	Telephone Number (Area Code)/Fax Number: 301 528 3022	Lab Number:	Page 1 of 1
City: Germantown; State: MD; Zip Code: 20874	Site Contact: T Apawawage; Lab Contact: B Hall		
Project Name and Location (State): Martin State Airport MD Frog Mortar Creek	Carrier/Waybill Number:		
Contract/Purchase Order/Quote No.: 18001572-1			

Sample I.D. No. and Description (Containers for each sample may be combined on one line)	Date	Time	Matrix: Air	Aqueous	Sed.	Soil	Containers & Preservatives: Unpres.	H2SO4	HNO3	HCl	NaOH	ZnAc/NaOH	Analysis (Attach list if more space is needed): SVOC PCB Metal	Volatiles	Perchlorate	Organotin	PCBs	LL SVOCs	LL VOCs	Total Metal	Dissolved Metal	Special Instructions/ Conditions of Receipt
FMC 25	11/1/07				X		X						X	X	X	X						
FMC 25	" "			X			X		X	X							X	X	X	X	X	
FMC 26	" "				X		X						X	X	X	X						
FMC 26	" "			X			X		X	X							X	X	X	X	X	

Possible Hazard Identification: ☐ Non-Hazard ☐ Flammable ☐ Skin Irritant ☐ Poison B ☑ Unknown

Sample Disposal: ☐ Return To Client ☑ Disposal By Lab ☐ Archive For _____ Months (A fee may be assessed if samples are retained longer than 1 month)

Turn Around Time Required: ☐ 24 Hours ☐ 48 Hours ☐ 7 Days ☒ 14 Days ☐ 21 Days ☐ Other _____

QC Requirements (Specify)

	Date	Time		Date	Time
1. Relinquished By: Rick Samuel	11-01-07	1550	1. Received By: [signature]	11-1-07	1600
2. Relinquished By:			2. Received By: Dwyer Cameron	11-2-07	09:30
3. Relinquished By:			3. Received By:		

Comments

DISTRIBUTION: WHITE - Returned to Client with Report; CANARY - Stays with the Sample; PINK - Field Copy

C7K020180

TESTAMERICA KNOXVILLE SAMPLE RECEIPT/CONDITION UPON RECEIPT ANOMALY CHECKLIST

Client: _____ **Project:** _____ **Lot Number:** C7K08 C7K020180 (STD 11-2-07)

Review Items	Yes	No	NA	If No, what was the problem?	Comments/Actions Taken
1. Do sample container labels match COC? (IDs, Dates, Times)	✓			☐ 1a Do not match COC ☐ 1b Incomplete information ☐ 1c Marking smeared ☐ 1d Label torn ☐ 1e No label ☐ 1f COC not received ☐ 1g Other:	14A SB, ONLY RECEIVED PERCHLORATE FRACTIONS OUT OF ALL SAMPLES AND ANALYSIS LISTED ON COC'S
2. Is the cooler temperature within limits? (> freezing temp. of water to 6 °C; NC, 1668, 1613B: 0-4°C; VOST: 10°C; MA: 2-6 °C)			✓	☐ 2a Temp Blank = _____ ☐ 2b Cooler Temp = _____	
3. Were samples received with correct chemical preservative (excluding Encore)?			✓	☐ 3a Sample preservative =	
4. Were custody seals present/intact on cooler and/or containers?	✓			☐ 4a Not present ☐ 4b Not intact ☐ 4c Other:	
5. Were all of the samples listed on the COC received?		✓		☐ 5a Samples received-not on COC ☑ 5b Samples not received-on COC	
6. Were all of the sample containers received intact?	✓			☐ 6a Leaking ☐ 6b Broken	
7. Were VOA samples received without headspace?			✓	☐ 7a Headspace (VOA only)	
8. Were samples received in appropriate containers?	✓			☐ 8a Improper container	
9. Did you check for residual chlorine, if necessary?			✓	☐ 9a Could not be determined due to matrix interference	
10. Were samples received within holding time?	✓			☐ 10a Holding time expired	
11. For rad samples, was sample activity info. provided?			✓	☐ Incomplete information	
12. For SOG water samples (1613B, 1668A, 8290, LR PAHs), do samples have visible solids present?			✓	If yes & appears to be >1%, was SOG notified? _____	
13. Are the shipping containers intact?	✓			☐ 13a Leaking ☐ 13b Other:	
14. Was COC relinquished? (Signed/Dated/Timed)		✓		☑ 14a Not relinquished	
15. Are tests/parameters listed for each sample?	✓			☐ 15a Incomplete information	
16. Is the matrix of the samples noted?	✓			☐ 15a Incomplete information	
17. Is the date/time of sample collection noted?	✓			☐ 15a Incomplete information	
18. Is the client and project name/# identified?	✓			☐ 15a Incomplete information	
19. Was the sampler identified on the COC?		✓			

Quote #: _____ PM Instructions: _____

Sample Receiving Associate: _____ Date: 11-2-07

QA026R19.doc, 080707

GC/MS VOLATILE SUMMARY

SW846 8260B METHOD BLANK SUMMARY

BLANK WORKORDER NO.: KA07J1AA

Lab Name: TestAmerica Laboratories, Inc.

Lab Code: TALPIT

SDG Number:

Lab File ID: 3111001.D

Lot Number: C7K020180

Date Analyzed: 11/10/07

Time Analyzed: 10:07

Matrix: SOLID

Date Extracted:11/10/07

GC Column: RTX-624 ID: .18

Extraction Method: 5030B/8260B

Instrument ID: HP3

Level:(low/med) LOW

THIS METHOD BLANK APPLIES TO THE FOLLOWING SAMPLES, LCS, LCSD, MS , MSD:

	CLIENT ID.	SAMPLE WORK ORDER #	LAB FILE ID	DATE ANALYZED	TIME ANALYZED
01	FMC-24	KAEM31AV	3111002.D	11/10/07	10:31
02	FMC-24	KAEM31A1 S	3111004.D	11/10/07	11:19
03	FMC-24	KAEM31A2 D	3111005.D	11/10/07	11:43
04	FMC-9	KAERC1AV	3111006.D	11/10/07	12:07
05	FMC-10	KAERF1AV	3111007.D	11/10/07	12:31
06	FMC-11	KAERJ1AV	3111008.D	11/10/07	12:55
07	FMC-12	KAERM1AV	3111009.D	11/10/07	13:19
08	FMC-13	KAERT1AV	3111010.D	11/10/07	13:43
09	FMC-14	KAER01AV	3111011.D	11/10/07	14:07
10	FMC-15	KAETX1AV	3111012.D	11/10/07	14:31
11	FMC-16	KAET31AV	3111013.D	11/10/07	14:55
12	FMC-17	KAET71AV	3111014.D	11/10/07	15:19
13	FMC-18	KAEVC1AV	3111015.D	11/10/07	15:43
14	FMC-19	KAEVF1AV	3111016.D	11/10/07	16:07
15	FMC-20	KAEVN1AV	3111017.D	11/10/07	16:31
16	FMC-21	KAEV01AV	3111018.D	11/10/07	16:55
17	FMC-22	KAEV31AV	3111019.D	11/10/07	17:19
18	FMC-23	KAEV91AV	3111020.D	11/10/07	17:43
19	FMC-3	KAEWD1AV	3111021.D	11/10/07	18:07
20	FMC-4	KAEWN1AV	3111022.D	11/10/07	18:31
21	FMC-5	KAEWQ1AV	3111023.D	11/10/07	18:55
22	FMC-6	KAEWX1AV	3111024.D	11/10/07	19:18
23	CHECK SAMPLE	KA07J1AC C	3111003.D	11/10/07	10:55
24					
25					
26					
27					
28					
29					
30					

COMMENTS:

FORM IV

METHOD BLANK REPORT

GC/MS Volatiles

Client Lot #...: C7K020180 **Work Order #...:** KA07J1AA **Matrix.....:** SOLID
MB Lot-Sample #: C7K100000-050

Prep Date.....: 11/10/07 **Analysis Time..:** 10:07
Analysis Date..: 11/10/07 **Prep Batch #...:** 7314050 **Final Wgt/Vol..:** 5 mL
Dilution Factor: 1 **Initial Wgt/Vol:** 5 g **Instrument ID..:** HP3
Analyst ID.....: 010099

PARAMETER	RESULT	REPORTING LIMIT	UNITS	METHOD
Acetone	ND	20	ug/kg	SW846 8260B
Benzene	ND	5.0	ug/kg	SW846 8260B
Bromodichloromethane	ND	5.0	ug/kg	SW846 8260B
Bromoform	ND	5.0	ug/kg	SW846 8260B
Bromomethane	ND	5.0	ug/kg	SW846 8260B
2-Butanone	ND	5.0	ug/kg	SW846 8260B
Carbon disulfide	ND	5.0	ug/kg	SW846 8260B
Carbon tetrachloride	ND	5.0	ug/kg	SW846 8260B
Chlorobenzene	ND	5.0	ug/kg	SW846 8260B
Chloroethane	ND	5.0	ug/kg	SW846 8260B
Chloroform	ND	5.0	ug/kg	SW846 8260B
Chloromethane	ND	5.0	ug/kg	SW846 8260B
Cyclohexane	ND	5.0	ug/kg	SW846 8260B
Dibromochloromethane	ND	5.0	ug/kg	SW846 8260B
1,2-Dibromo-3-chloro-propane	ND	5.0	ug/kg	SW846 8260B
1,2-Dibromoethane	ND	5.0	ug/kg	SW846 8260B
1,3-Dichlorobenzene	ND	5.0	ug/kg	SW846 8260B
1,4-Dichlorobenzene	ND	5.0	ug/kg	SW846 8260B
1,2-Dichlorobenzene	ND	5.0	ug/kg	SW846 8260B
Dichlorodifluoromethane	ND	5.0	ug/kg	SW846 8260B
1,1-Dichloroethane	ND	5.0	ug/kg	SW846 8260B
1,2-Dichloroethane	ND	5.0	ug/kg	SW846 8260B
1,1-Dichloroethene	ND	5.0	ug/kg	SW846 8260B
cis-1,2-Dichloroethene	ND	5.0	ug/kg	SW846 8260B
trans-1,2-Dichloroethene	ND	5.0	ug/kg	SW846 8260B
1,2-Dichloropropane	ND	5.0	ug/kg	SW846 8260B
cis-1,3-Dichloropropene	ND	5.0	ug/kg	SW846 8260B
trans-1,3-Dichloropropene	ND	5.0	ug/kg	SW846 8260B
Ethylbenzene	ND	5.0	ug/kg	SW846 8260B
2-Hexanone	ND	5.0	ug/kg	SW846 8260B
Isopropylbenzene	ND	5.0	ug/kg	SW846 8260B
Methyl acetate	ND	5.0	ug/kg	SW846 8260B
Methylene chloride	ND	5.0	ug/kg	SW846 8260B
Methylcyclohexane	ND	5.0	ug/kg	SW846 8260B
4-Methyl-2-pentanone	ND	5.0	ug/kg	SW846 8260B
Methyl tert-butyl ether	ND	5.0	ug/kg	SW846 8260B
Styrene	ND	5.0	ug/kg	SW846 8260B
1,1,2,2-Tetrachloroethane	ND	5.0	ug/kg	SW846 8260B
1,2,4-Trichloro-benzene	ND	5.0	ug/kg	SW846 8260B

(Continued on next page)

METHOD BLANK REPORT

GC/MS Volatiles

Client Lot #...: C7K020180 **Work Order #...:** KA07J1AA **Matrix.....:** SOLID

PARAMETER	RESULT	REPORTING LIMIT	UNITS	METHOD
Tetrachloroethene	ND	5.0	ug/kg	SW846 8260B
1,1,1-Trichloroethane	ND	5.0	ug/kg	SW846 8260B
1,1,2-Trichloroethane	ND	5.0	ug/kg	SW846 8260B
Trichloroethene	ND	5.0	ug/kg	SW846 8260B
Trichlorofluoromethane	ND	5.0	ug/kg	SW846 8260B
1,1,2-Trichloro-1,2,2-trifluoroethane	ND	5.0	ug/kg	SW846 8260B
Toluene	ND	5.0	ug/kg	SW846 8260B
Vinyl chloride	ND	5.0	ug/kg	SW846 8260B
Xylenes (total)	ND	15	ug/kg	SW846 8260B

SURROGATE	PERCENT RECOVERY	RECOVERY LIMITS
1,2-Dichloroethane-d4	101	(52 - 124)
Toluene-d8	101	(72 - 127)
4-Bromofluorobenzene	103	(63 - 120)
Dibromofluoromethane	95	(68 - 121)

NOTE(S):

Calculations are performed before rounding to avoid round-off errors in calculated results.

SW846 8260B CHECK SAMPLE RECOVERY

Lab Name: TestAmerica Laboratories, Inc. Client: Tetra Tech NUS, Inc

Lab Code: TALPIT SDG No:

Lot #: C7K100000 WO #: KA07J1AC
BATCH: 7314050

COMPOUND	SPIKE ADDED (ug/kg)	SAMPLE CONCENT. (ug/kg)	% REC	QC LIMITS REC	QUAL
1,1-Dichloroethene	50.0	45.7	91	59- 129	
Trichloroethene	50.0	47.2	94	76- 119	
Benzene	50.0	47.8	96	77- 120	
Toluene	50.0	51.0	102	78- 124	
Chlorobenzene	50.0	53.7	107	79- 120	
Acetone	50.0	40.1	80	10- 175	
Bromodichloromethane	50.0	49.9	100	70- 125	
Bromoform	50.0	56.6	113	57- 138	
Bromomethane	50.0	51.2	102	25- 154	
2-Butanone	50.0	46.2	92	21- 159	
Carbon disulfide	50.0	46.1	92	44- 142	
Carbon tetrachloride	50.0	51.2	102	65- 128	
Chloroethane	50.0	48.5	97	22- 158	
Chloroform	50.0	47.9	96	72- 120	
Chloromethane	50.0	47.7	95	39- 140	
Dibromochloromethane	50.0	55.2	110	70- 132	
1,2-Dibromo-3-chloropropa	50.0	47.1	94	36- 143	
1,2-Dibromoethane	50.0	53.6	107	69- 128	
1,3-Dichlorobenzene	50.0	49.0	98	71- 125	
1,4-Dichlorobenzene	50.0	48.5	97	70- 124	
1,2-Dichlorobenzene	50.0	48.2	96	71- 124	
Dichlorodifluoromethane	50.0	48.2	96	11- 157	
1,1-Dichloroethane	50.0	46.5	93	66- 124	
1,2-Dichloroethane	50.0	48.9	98	61- 127	
trans-1,2-Dichloroethene	50.0	47.0	94	66- 122	
cis-1,2-Dichloroethene	50.0	47.4	95	71- 122	
1,2-Dichloropropane	50.0	47.9	96	72- 122	
cis-1,3-Dichloropropene	50.0	49.5	99	66- 126	
trans-1,3-Dichloropropene	50.0	54.1	108	66- 132	
Ethylbenzene	50.0	53.8	108	78- 125	
2-Hexanone	50.0	52.6	105	35- 151	

(Continued on next page)

SW846 8260B CHECK SAMPLE RECOVERY

Lab Name: TestAmerica Laboratories, Inc. Client: Tetra Tech NUS, Inc

Lab Code: TALPIT SDG No:

Lot #: C7K100000 WO #: KA07J1AC
BATCH: 7314050

COMPOUND	SPIKE ADDED (ug/kg)	SAMPLE CONCENT. (ug/kg)	% REC	QC LIMITS REC	QUAL
Methylene chloride	50.0	45.8	92	58 - 127	
4-Methyl-2-pentanone	50.0	52.4	105	48 - 143	
Styrene	50.0	57.3	115	74 - 126	
1,1,2,2-Tetrachloroethane	50.0	54.1	108	57 - 135	
Tetrachloroethene	50.0	50.1	100	74 - 130	
1,1,2-Trichloroethane	50.0	52.2	104	70 - 128	
1,1,1-Trichloroethane	50.0	48.4	97	67 - 126	
Trichlorofluoromethane	50.0	51.6	103	10 - 192	
Xylenes (total)	150	165	110	76 - 125	
Vinyl chloride	50.0	47.5	95	53 - 131	
Methyl tert-butyl ether	50.0	48.7	97	48 - 132	
Isopropylbenzene	50.0	56.1	112	70 - 133	
1,2,4-Trichlorobenzene	50.0	51.1	102	51 - 136	
1,1,2-Trichloro-1,2,2-tri	50.0	48.3	97	55 - 130	
Cyclohexane	50.0	47.2	94	64 - 133	
Methyl acetate	50.0	44.9	90	27 - 142	
Methylcyclohexane	50.0	50.2	100	66 - 135	

NOTES(S):

* Values outside of QC limits

Spike Recovery: 0 out of 48 outside limits

COMMENTS:

FORM III

SW846 8260B MATRIX SPIKE/MATRIX SPIKE DUPLICATE RECOVERY

Lab Name: TestAmerica Laboratories, Inc. Client: Tetra Tech NUS, Inc

Lab Code: TALPIT SDG No:

Matrix Spike ID: FMC-24 Level:(low/med) LOW

Lot #: C7K020180 WO #: KAEM31A1
BATCH: 7314050

COMPOUND	SPIKE ADDED (ug/kg)	SAMPLE CONCENT. (ug/kg)	MS CONCENT. (ug/kg)	MS % REC	LIMITS REC	QUAL
1,1-Dichloroethene	238	ND	203	85	46 - 143	
Trichloroethene	238	ND	229	96	46 - 141	
Benzene	238	ND	232	98	49 - 141	
Toluene	238	ND	245	103	32 - 161	
Chlorobenzene	238	ND	261	110	47 - 146	
Acetone	238	ND	174	73	10 - 192	
Bromodichloromethane	238	ND	250	105	66 - 128	
Bromoform	238	ND	269	113	45 - 148	
Bromomethane	238	ND	243	102	22 - 171	
2-Butanone	238	ND	204	86	10 - 177	
Carbon disulfide	238	ND	221	93	38 - 162	
Carbon tetrachloride	238	ND	242	102	57 - 134	
Chloroethane	238	ND	250	105	15 - 179	
Chloroform	238	ND	238	100	67 - 127	
Chloromethane	238	ND	227	95	39 - 155	
Dibromochloromethane	238	ND	275	116	61 - 140	
1,2-Dibromo-3-chloropropa	238	ND	209	88	27 - 156	
1,2-Dibromoethane	238	ND	258	108	63 - 133	
1,3-Dichlorobenzene	238	ND	233	98	65 - 137	
1,4-Dichlorobenzene	238	ND	234	98	61 - 138	
1,2-Dichlorobenzene	238	ND	235	99	64 - 137	
Dichlorodifluoromethane	238	ND	221	93	10 - 175	
1,1-Dichloroethane	238	ND	226	95	63 - 133	
1,2-Dichloroethane	238	ND	244	102	52 - 135	
trans-1,2-Dichloroethene	238	ND	226	95	61 - 132	
cis-1,2-Dichloroethene	238	ND	233	98	57 - 136	
1,2-Dichloropropane	238	ND	242	102	69 - 129	
cis-1,3-Dichloropropene	238	ND	255	107	60 - 132	

(Continued on next page)

SW846 8260B MATRIX SPIKE/MATRIX SPIKE DUPLICATE RECOVERY

Lab Name: TestAmerica Laboratories, Inc. Client: Tetra Tech NUS, Inc

Lab Code: TALPIT SDG No:

Matrix Spike ID: FMC-24 Level: (low/med) LOW

Lot #: C7K020180 WO #: KAEM31A1
BATCH: 7314050

COMPOUND	SPIKE ADDED (ug/kg)	SAMPLE CONCENT. (ug/kg)	MS CONCENT. (ug/kg)	MS % REC	LIMITS REC	QUAL
trans-1,3-Dichloropropene	238	ND	272	114	63 - 135	
Ethylbenzene	238	ND	257	108	57 - 145	
2-Hexanone	238	ND	224	94	27 - 163	
Methylene chloride	238	ND	225	94	47 - 137	
4-Methyl-2-pentanone	238	ND	229	96	42 - 152	
Styrene	238	ND	272	114	68 - 137	
1,1,2,2-Tetrachloroethane	238	ND	247	104	50 - 144	
Tetrachloroethene	238	ND	235	99	65 - 139	
1,1,2-Trichloroethane	238	ND	256	107	65 - 135	
1,1,1-Trichloroethane	238	ND	231	97	54 - 137	
Trichlorofluoromethane	238	ND	242	102	16 - 173	
Xylenes (total)	714	ND	788	110	56 - 146	
Vinyl chloride	238	ND	221	93	54 - 141	
Methyl tert-butyl ether	238	ND	246	103	44 - 138	
Isopropylbenzene	238	ND	266	112	67 - 140	
1,2,4-Trichlorobenzene	238	ND	262	110	42 - 148	
1,1,2-Trichloro-1,2,2-tri	238	ND	172	72	49 - 142	
Cyclohexane	238	ND	219	92	47 - 147	
Methyl acetate	238	ND	202	85	20 - 151	
Methylcyclohexane	238	ND	242	102	33 - 160	

NOTES(S):

Results and reporting limits have been adjusted for dry weight.

Column to be used to flag recovery and RPD values with an asterisk
* Values outside of QC limits

RPD: 0 out of 0 outside limits
Spike Recovery: 0 out of 48 outside limits

COMMENTS:

FORM III

SW846 8260B MATRIX SPIKE/MATRIX SPIKE DUPLICATE RECOVERY

Lab Name: TestAmerica Laboratories, Inc. Client: Tetra Tech NUS, Inc

Lab Code: TALPIT SDG No:

Matrix Spike ID: FMC-24 Level: (low/med) LOW

Lot #: C7K020180 WO #: KAEM31A2
BATCH: 7314050

COMPOUND	SPIKE ADDED (ug/kg)	MSD CONCENT. (ug/kg)	MSD % REC	% RPD	QC LIMITS RPD	QC LIMITS REC	QUAL
1,1-Dichloroethene	238	218	92	7.4	36	46 - 143	
Trichloroethene	238	229	96	0.29	35	46 - 141	
Benzene	238	232	98	0.14	38	49 - 141	
Toluene	238	242	101	1.6	54	32 - 161	
Chlorobenzene	238	254	107	2.8	32	47 - 146	
Acetone	238	212	89	19	94	10 - 192	
Bromodichloromethane	238	243	102	2.5	32	66 - 128	
Bromoform	238	271	114	0.93	39	45 - 148	
Bromomethane	238	254	107	4.2	51	22 - 171	
2-Butanone	238	244	102	18	84	10 - 177	
Carbon disulfide	238	228	96	3.0	37	38 - 162	
Carbon tetrachloride	238	250	105	3.2	37	57 - 134	
Chloroethane	238	240	101	4.0	62	15 - 179	
Chloroform	238	233	98	1.9	29	67 - 127	
Chloromethane	238	229	96	1.0	34	39 - 155	
Dibromochloromethane	238	261	110	5.1	32	61 - 140	
1,2-Dibromo-3-chloropropa	238	237	100	13	72	27 - 156	
1,2-Dibromoethane	238	256	107	0.85	35	63 - 133	
1,3-Dichlorobenzene	238	232	97	0.32	28	65 - 137	
1,4-Dichlorobenzene	238	230	97	1.4	29	61 - 138	
1,2-Dichlorobenzene	238	230	96	2.4	28	64 - 137	
Dichlorodifluoromethane	238	239	100	7.8	49	10 - 175	
1,1-Dichloroethane	238	226	95	0.10	31	63 - 133	
1,2-Dichloroethane	238	239	100	2.2	34	52 - 135	
trans-1,2-Dichloroethene	238	227	95	0.080	36	61 - 132	
cis-1,2-Dichloroethene	238	230	97	0.98	31	57 - 136	
1,2-Dichloropropane	238	233	98	4.0	30	69 - 129	
cis-1,3-Dichloropropene	238	246	103	3.8	34	60 - 132	

(Continued on next page)

SW846 8260B MATRIX SPIKE/MATRIX SPIKE DUPLICATE RECOVERY

Lab Name: TestAmerica Laboratories, Inc. Client: Tetra Tech NUS, Inc

Lab Code: TALPIT SDG No:

Matrix Spike ID: FMC-24 Level:(low/med) LOW

Lot #: C7K020180 WO #: KAEM31A2
BATCH: 7314050

COMPOUND	SPIKE ADDED	MSD CONCENT.	MSD % REC	% RPD		QC LIMITS RPD	QC LIMITS REC	QUAL
trans-1,3-Dichloropropene	238	263	110	3.5		31	63 - 135	
Ethylbenzene	238	250	105	2.8		33	57 - 145	
2-Hexanone	238	264	111	16		55	27 - 163	
Methylene chloride	238	224	94	0.17		38	47 - 137	
4-Methyl-2-pentanone	238	259	109	12		45	42 - 152	
Styrene	238	268	113	1.6		29	68 - 137	
1,1,2,2-Tetrachloroethane	238	257	108	3.9		39	50 - 144	
Tetrachloroethene	238	235	99	0.10		33	65 - 139	
1,1,2-Trichloroethane	238	250	105	2.5		34	65 - 135	
1,1,1-Trichloroethane	238	233	98	0.71		35	54 - 137	
Trichlorofluoromethane	238	235	99	3.2		76	16 - 173	
Xylenes (total)	714	778	109	1.2		33	56 - 146	
Vinyl chloride	238	228	96	3.2		33	54 - 141	
Methyl tert-butyl ether	238	234	98	4.6		45	44 - 138	
Isopropylbenzene	238	263	110	1.4		33	67 - 140	
1,2,4-Trichlorobenzene	238	246	103	6.3		54	42 - 148	
1,1,2-Trichloro-1,2,2-tri	238	161	68	6.9		44	49 - 142	
Cyclohexane	238	227	95	3.6		38	47 - 147	
Methyl acetate	238	232	98	14		84	20 - 151	
Methylcyclohexane	238	241	101	0.39		41	33 - 160	

NOTES(S):

Results and reporting limits have been adjusted for dry weight.

Column to be used to flag recovery and RPD values with an asterisk
* Values outside of QC limits

RPD: 0 out of 48 outside limits
Spike Recovery: 0 out of 48 outside limits

COMMENTS:

FORM III

SW846 8260B METHOD BLANK SUMMARY

BLANK WORKORDER NO.: KA1XM1AA

Lab Name: TestAmerica Laboratories, Inc.

Lab Code: TALPIT

SDG Number:

Lab File ID: 61110001.

Lot Number: C7K020180

Date Analyzed: 11/10/07

Time Analyzed: 13:12

Matrix: WATER

Date Extracted: 11/10/07

GC Column: RTX-624 ID: .18

Extraction Method: 5030B/8260B

Instrument ID: HP6

Level: (low/med) LOW

THIS METHOD BLANK APPLIES TO THE FOLLOWING SAMPLES, LCS, LCSD, MS , MSD:

	CLIENT ID.	SAMPLE WORK ORDER #	LAB FILE ID	DATE ANALYZED	TIME ANALYZED
01	Trip Blank#3	KAEXM1AA	61110007.	11/10/07	16:20
02	Trip Blank#4	KAEXT1AA	61110008.	11/10/07	16:44
03	INTRA-LAB QC	KALQC1AA	61110002.	11/10/07	13:46
04	LAB MS/MSD	KALQC1AD S	61110004.	11/10/07	14:50
05	LAB MS/MSD	KALQC1AE D	61110005.	11/10/07	15:16
06	CHECK SAMPLE	KA1XM1AC C	61110003.	11/10/07	14:24
07					
08					
09					
10					
11					
12					
13					
14					
15					
16					
17					
18					
19					
20					
21					
22					
23					
24					
25					
26					
27					
28					
29					
30					

COMMENTS:

FORM IV

METHOD BLANK REPORT

GC/MS Volatiles

Client Lot #...: C7K020180 **Work Order #...:** KA1XM1AA **Matrix.....:** WATER
MB Lot-Sample #: C7K100000-148

Prep Date.....: 11/10/07 **Analysis Time..:** 13:12
Analysis Date..: 11/10/07 **Prep Batch #...:** 7314148 **Final Wgt/Vol..:** 5 mL
Dilution Factor: 1 **Initial Wgt/Vol:** 5 mL **Instrument ID..:** HP6
Analyst ID.....: 403419

PARAMETER	RESULT	REPORTING LIMIT	UNITS	METHOD
Acetone	ND	5.0	ug/L	SW846 8260B
Benzene	ND	1.0	ug/L	SW846 8260B
Bromodichloromethane	ND	1.0	ug/L	SW846 8260B
Bromoform	ND	1.0	ug/L	SW846 8260B
Bromomethane	ND	1.0	ug/L	SW846 8260B
2-Butanone	ND	5.0	ug/L	SW846 8260B
Carbon disulfide	ND	1.0	ug/L	SW846 8260B
Carbon tetrachloride	ND	1.0	ug/L	SW846 8260B
Chlorobenzene	ND	1.0	ug/L	SW846 8260B
Chloroethane	ND	1.0	ug/L	SW846 8260B
Chloroform	ND	1.0	ug/L	SW846 8260B
Chloromethane	ND	1.0	ug/L	SW846 8260B
Cyclohexane	ND	1.0	ug/L	SW846 8260B
Dibromochloromethane	ND	1.0	ug/L	SW846 8260B
1,2-Dibromo-3-chloro-propane	ND	1.0	ug/L	SW846 8260B
1,2-Dibromoethane	ND	1.0	ug/L	SW846 8260B
1,3-Dichlorobenzene	ND	1.0	ug/L	SW846 8260B
1,4-Dichlorobenzene	ND	1.0	ug/L	SW846 8260B
1,2-Dichlorobenzene	ND	1.0	ug/L	SW846 8260B
Dichlorodifluoromethane	ND	1.0	ug/L	SW846 8260B
1,1-Dichloroethane	ND	1.0	ug/L	SW846 8260B
1,2-Dichloroethane	ND	1.0	ug/L	SW846 8260B
1,1-Dichloroethene	ND	1.0	ug/L	SW846 8260B
cis-1,2-Dichloroethene	ND	1.0	ug/L	SW846 8260B
trans-1,2-Dichloroethene	ND	1.0	ug/L	SW846 8260B
1,2-Dichloropropane	ND	1.0	ug/L	SW846 8260B
cis-1,3-Dichloropropene	ND	1.0	ug/L	SW846 8260B
trans-1,3-Dichloropropene	ND	1.0	ug/L	SW846 8260B
Ethylbenzene	ND	1.0	ug/L	SW846 8260B
2-Hexanone	ND	5.0	ug/L	SW846 8260B
Isopropylbenzene	ND	1.0	ug/L	SW846 8260B
Methyl acetate	ND	1.0	ug/L	SW846 8260B
Methylene chloride	**0.33 J**	**1.0**	**ug/L**	**SW846 8260B**
Methylcyclohexane	ND	1.0	ug/L	SW846 8260B
4-Methyl-2-pentanone	ND	5.0	ug/L	SW846 8260B
Methyl tert-butyl ether	ND	1.0	ug/L	SW846 8260B
Styrene	ND	1.0	ug/L	SW846 8260B
1,1,2,2-Tetrachloroethane	ND	1.0	ug/L	SW846 8260B
1,2,4-Trichloro-benzene	ND	1.0	ug/L	SW846 8260B

(Continued on next page)

METHOD BLANK REPORT

GC/MS Volatiles

Client Lot #...: C7K020180 **Work Order #...:** KA1XM1AA **Matrix.....:** WATER

PARAMETER	RESULT	REPORTING LIMIT	UNITS	METHOD
Tetrachloroethene	ND	1.0	ug/L	SW846 8260B
1,1,1-Trichloroethane	ND	1.0	ug/L	SW846 8260B
1,1,2-Trichloroethane	ND	1.0	ug/L	SW846 8260B
Trichloroethene	ND	1.0	ug/L	SW846 8260B
Trichlorofluoromethane	ND	1.0	ug/L	SW846 8260B
1,1,2-Trichloro-1,2,2-trifluoroethane	ND	1.0	ug/L	SW846 8260B
Toluene	ND	1.0	ug/L	SW846 8260B
Vinyl chloride	ND	1.0	ug/L	SW846 8260B
Xylenes (total)	ND	3.0	ug/L	SW846 8260B

SURROGATE	PERCENT RECOVERY	RECOVERY LIMITS
Toluene-d8	98	(71 - 118)
1,2-Dichloroethane-d4	96	(64 - 135)
4-Bromofluorobenzene	87	(70 - 118)
Dibromofluoromethane	92	(64 - 128)

NOTE(S):

Calculations are performed before rounding to avoid round-off errors in calculated results.

J Estimated result. Result is less than RL.

SW846 8260B CHECK SAMPLE RECOVERY

Lab Name: TestAmerica Laboratories, Inc. Client: Tetra Tech NUS, Inc

Lab Code: TALPIT SDG No:

Lot #: C7K100000 WO #: KA1XM1AC

BATCH: 7314148

COMPOUND	SPIKE ADDED (ug/L)	SAMPLE CONCENT. (ug/L)	% REC	QC LIMITS REC	QUAL
1,1-Dichloroethene	10.0	9.89	99	65- 136	
Trichloroethene	10.0	10.6	106	73- 120	
Benzene	10.0	10.4	104	80- 120	
Toluene	10.0	10.1	101	80- 123	
Chlorobenzene	10.0	10.3	103	80- 120	
Chloromethane	10.0	9.06	91	50- 139	
Bromomethane	10.0	9.08	91	33- 171	
Vinyl chloride	10.0	8.12	81	53- 138	
Chloroethane	10.0	8.74	87	23- 186	
Methylene chloride	10.0	10.0	100	63- 129	
Acetone	10.0	120	200*	10- 161	a
Carbon disulfide	10.0	8.88	89	54- 132	
1,1-Dichloroethane	10.0	10.4	104	73- 126	
trans-1,2-Dichloroethene	10.0	9.74	97	73- 126	
Chloroform	10.0	11.1	111	72- 127	
1,2-Dichloroethane	10.0	11.5	115	68- 132	
2-Butanone	10.0	13.7	137	21- 142	
1,1,1-Trichloroethane	10.0	9.17	92	63- 133	
Carbon tetrachloride	10.0	9.42	94	55- 150	
Bromodichloromethane	10.0	11.2	112	66- 130	
1,2-Dichloropropane	10.0	10.9	109	76- 124	
cis-1,3-Dichloropropene	10.0	10.9	109	66- 120	
Dibromochloromethane	10.0	11.2	112	60- 141	
1,1,2-Trichloroethane	10.0	10.9	109	77- 127	
trans-1,3-Dichloropropene	10.0	10.7	107	65- 125	
Bromoform	10.0	10.7	107	46- 153	
4-Methyl-2-pentanone	10.0	12.2	122	37- 132	
2-Hexanone	10.0	11.8	118	25- 132	
Tetrachloroethene	10.0	9.83	98	70- 135	
1,1,2,2-Tetrachloroethane	10.0	11.7	117	62- 125	
Ethylbenzene	10.0	10.2	102	72- 126	

(Continued on next page)

SW846 8260B CHECK SAMPLE RECOVERY

Lab Name: TestAmerica Laboratories, Inc. Client: Tetra Tech NUS, Inc

Lab Code: TALPIT SDG No:

Lot #: C7K100000 WO #: KA1XM1AC
BATCH: 7314148

COMPOUND	SPIKE ADDED (ug/L)	SAMPLE CONCENT. (ug/L)	% REC	QC LIMITS REC	QUAL
Styrene	10.0	10.8	108	71- 127	
cis-1,2-Dichloroethene	10.0	10.3	103	63- 128	
Methyl tert-butyl ether	10.0	11.3	113	64- 123	
1,3-Dichlorobenzene	10.0	10.4	104	76- 120	
1,4-Dichlorobenzene	10.0	10.8	108	77- 120	
1,2-Dichlorobenzene	10.0	10.7	107	77- 120	
1,2-Dibromoethane	10.0	11.0	110	74- 123	
1,2-Dibromo-3-chloropropa	10.0	12.2	122	37- 133	
Xylenes (total)	30.0	30.4	101	72- 128	
Dichlorodifluoromethane	10.0	4.79	48	13- 174	
Trichlorofluoromethane	10.0	6.94	69	51- 156	
Isopropylbenzene	10.0	8.96	90	58- 130	
1,2,4-Trichlorobenzene	10.0	11.3	113	49- 124	
1,1,2-Trichloro-1,2,2-tri	10.0	7.64	76	39- 162	
Cyclohexane	10.0	7.60	76	50- 150	
Methyl acetate	10.0	12.0	120	50- 150	
Methylcyclohexane	10.0	7.29	73	50- 150	

NOTES(S):

a Spiked analyte recovery is outside stated control limits.

* Values outside of QC limits

Spike Recovery: 1 out of 48 outside limits

COMMENTS:

FORM III

SW846 8260B MATRIX SPIKE/MATRIX SPIKE DUPLICATE RECOVERY

Lab Name: TestAmerica Laboratories, Inc. Client: Tetra Tech NUS, Inc

Lab Code: TALPIT SDG No:

Matrix Spike ID: LAB MS/MSD

Lot #: C7K060227 WO #: KALQC1AD
BATCH: 7314148

COMPOUND	SPIKE ADDED (ug/L)	SAMPLE CONCENT. (ug/L)	MS CONCENT. (ug/L)	MS % REC	LIMITS REC	QUAL
1,1-Dichloroethene	10.0	0.25	9.94	97	60 - 139	
Trichloroethene	10.0	0.32	10.5	102	53 - 135	
Benzene	10.0	0.19	10.4	102	73 - 120	
Toluene	10.0	ND	9.78	98	75 - 126	
Chlorobenzene	10.0	ND	10.2	100	80 - 120	
Chloromethane	10.0	ND	8.61	86	47 - 139	
Bromomethane	10.0	ND	9.41	94	33 - 171	
Vinyl chloride	10.0	ND	7.73	77	47 - 142	
Chloroethane	10.0	ND	8.68	87	23 - 186	
Methylene chloride	10.0	ND	9.40	94	59 - 131	
Acetone	10.0	ND	13.6	136	10 - 161	
Carbon disulfide	10.0	ND	9.19	92	52 - 134	
1,1-Dichloroethane	10.0	0.39	10.4	100	68 - 130	
trans-1,2-Dichloroethene	10.0	ND	9.73	97	70 - 128	
Chloroform	10.0	0.45	11.0	106	67 - 129	
1,2-Dichloroethane	10.0	ND	10.9	109	62 - 137	
2-Butanone	10.0	ND	12.5	125	17 - 149	
1,1,1-Trichloroethane	10.0	ND	9.18	92	59 - 135	
Carbon tetrachloride	10.0	ND	9.30	93	53 - 150	
Bromodichloromethane	10.0	ND	10.9	109	64 - 130	
1,2-Dichloropropane	10.0	ND	10.5	105	71 - 124	
cis-1,3-Dichloropropene	10.0	ND	10.5	105	62 - 120	
Dibromochloromethane	10.0	ND	10.5	105	57 - 141	
1,1,2-Trichloroethane	10.0	ND	10.1	101	71 - 131	
trans-1,3-Dichloropropene	10.0	ND	9.85	98	60 - 129	
Bromoform	10.0	ND	10.1	101	46 - 153	
4-Methyl-2-pentanone	10.0	ND	11.3	113	33 - 143	
2-Hexanone	10.0	ND	11.2	112	18 - 145	

(Continued on next page)

SW846 8260B MATRIX SPIKE/MATRIX SPIKE DUPLICATE RECOVERY

Lab Name: TestAmerica Laboratories, Inc. Client: Tetra Tech NUS, Inc

Lab Code: TALPIT SDG No:

Matrix Spike ID: LAB MS/MSD

Lot #: C7K060227 WO #: KALQC1AD
BATCH: 7314148

COMPOUND	SPIKE ADDED (ug/L)	SAMPLE CONCENT. (ug/L)	MS CONCENT. (ug/L)	MS % REC	LIMITS REC	QUAL
Tetrachloroethene	10.0	0.15	9.23	91	67 - 136	
1,1,2,2-Tetrachloroethane	10.0	ND	10.9	109	59 - 128	
Ethylbenzene	10.0	ND	9.60	96	71 - 127	
Styrene	10.0	ND	10.2	102	71 - 127	
cis-1,2-Dichloroethene	10.0	ND	10.2	102	56 - 136	
Methyl tert-butyl ether	10.0	ND	10.8	108	56 - 131	
1,3-Dichlorobenzene	10.0	ND	10.2	102	73 - 120	
1,4-Dichlorobenzene	10.0	0.13	10.4	103	74 - 120	
1,2-Dichlorobenzene	10.0	ND	10.8	108	74 - 120	
1,2-Dibromoethane	10.0	ND	10.5	105	68 - 128	
1,2-Dibromo-3-chloropropa	10.0	ND	11.3	113	35 - 143	
Xylenes (total)	30.0	0.63	30.5	99	72 - 129	
Dichlorodifluoromethane	10.0	ND	4.37	44	12 - 174	
Trichlorofluoromethane	10.0	ND	6.37	64	43 - 162	
Isopropylbenzene	10.0	0.40	9.24	88	58 - 130	
1,2,4-Trichlorobenzene	10.0	ND	10.9	109	49 - 131	
1,1,2-Trichloro-1,2,2-tri	10.0	ND	6.76	68	38 - 162	
Cyclohexane	10.0	ND	6.94	69	50 - 150	
Methyl acetate	10.0	ND	10.7	107	50 - 150	
Methylcyclohexane	10.0	ND	6.51	65	50 - 150	

NOTES(S):

Column to be used to flag recovery and RPD values with an asterisk
* Values outside of QC limits

RPD: 0 out of 0 outside limits
Spike Recovery: 0 out of 48 outside limits

COMMENTS:

FORM III

SW846 8260B MATRIX SPIKE/MATRIX SPIKE DUPLICATE RECOVERY

Lab Name: TestAmerica Laboratories, Inc. Client: Tetra Tech NUS, Inc

Lab Code: TALPIT SDG No:

Matrix Spike ID: LAB MS/MSD

Lot #: C7K060227 WO #: KALQC1AE
BATCH: 7314148

COMPOUND	SPIKE ADDED (ug/L)	MSD CONCENT. (ug/L)	MSD % REC	% RPD		QC LIMITS RPD	QC LIMITS REC	QUAL
1,1-Dichloroethene	10.0	9.76	95	1.8		48	60 - 139	
Trichloroethene	10.0	10.9	106	3.7		36	53 - 135	
Benzene	10.0	10.8	106	4.1		32	73 - 120	
Toluene	10.0	9.92	99	1.4		35	75 - 126	
Chlorobenzene	10.0	10.3	102	1.6		29	80 - 120	
Chloromethane	10.0	8.75	87	1.6		42	47 - 139	
Bromomethane	10.0	9.77	98	3.8		54	33 - 171	
Vinyl chloride	10.0	7.74	77	0.10		45	47 - 142	
Chloroethane	10.0	9.14	91	5.2		72	23 - 186	
Methylene chloride	10.0	10.5	105	11		51	59 - 131	
Acetone	10.0	13.3	133	2.4		82	10 - 161	
Carbon disulfide	10.0	8.66	87	5.9		48	52 - 134	
1,1-Dichloroethane	10.0	10.8	104	3.1		38	68 - 130	
trans-1,2-Dichloroethene	10.0	10.4	104	6.2		41	70 - 128	
Chloroform	10.0	11.8	114	6.9		37	67 - 129	
1,2-Dichloroethane	10.0	12.1	121	10		32	62 - 137	
2-Butanone	10.0	14.5	145	14		64	17 - 149	
1,1,1-Trichloroethane	10.0	9.80	98	6.5		37	59 - 135	
Carbon tetrachloride	10.0	9.38	94	0.92		38	53 - 150	
Bromodichloromethane	10.0	11.7	117	7.1		35	64 - 130	
1,2-Dichloropropane	10.0	11.4	114	7.6		34	71 - 124	
cis-1,3-Dichloropropene	10.0	11.3	113	7.9		35	62 - 120	
Dibromochloromethane	10.0	10.5	105	0.57		37	57 - 141	
1,1,2-Trichloroethane	10.0	11.2	112	10		36	71 - 131	
trans-1,3-Dichloropropene	10.0	10.2	102	3.1		42	60 - 129	
Bromoform	10.0	10.4	104	3.6		39	46 - 153	
4-Methyl-2-pentanone	10.0	12.5	125	10		55	33 - 143	
2-Hexanone	10.0	13.0	130	15		61	18 - 145	

(Continued on next page)

SW846 8260B MATRIX SPIKE/MATRIX SPIKE DUPLICATE RECOVERY

Lab Name: TestAmerica Laboratories, Inc. Client: Tetra Tech NUS, Inc

Lab Code: TALPIT SDG No:

Matrix Spike ID: LAB MS/MSD

Lot #: C7K060227 WO #: KALQC1AE
BATCH: 7314148

COMPOUND	SPIKE ADDED	MSD CONCENT.	MSD % REC	% RPD	QC LIMITS RPD	QC LIMITS REC	QUAL
Tetrachloroethene	10.0	8.79	86	5.0	37	67 - 136	
1,1,2,2-Tetrachloroethane	10.0	11.2	112	3.0	35	59 - 128	
Ethylbenzene	10.0	9.51	95	0.87	33	71 - 127	
Styrene	10.0	10.5	105	2.9	34	71 - 127	
cis-1,2-Dichloroethene	10.0	10.7	107	5.1	41	56 - 136	
Methyl tert-butyl ether	10.0	12.3	123	13	41	56 - 131	
1,3-Dichlorobenzene	10.0	10.3	103	1.2	24	73 - 120	
1,4-Dichlorobenzene	10.0	10.7	106	3.0	24	74 - 120	
1,2-Dichlorobenzene	10.0	10.4	104	3.2	24	74 - 120	
1,2-Dibromoethane	10.0	11.3	113	7.6	35	68 - 128	
1,2-Dibromo-3-chloropropa	10.0	12.1	121	6.3	52	35 - 143	
Xylenes (total)	30.0	30.7	100	0.75	32	72 - 129	
Dichlorodifluoromethane	10.0	4.15	41	5.1	58	12 - 174	
Trichlorofluoromethane	10.0	6.63	66	3.9	52	43 - 162	
Isopropylbenzene	10.0	9.42	90	1.9	35	58 - 130	
1,2,4-Trichlorobenzene	10.0	11.2	112	2.2	42	49 - 131	
1,1,2-Trichloro-1,2,2-tri	10.0	6.81	68	0.73	57	38 - 162	
Cyclohexane	10.0	7.36	74	5.8	40	50 - 150	
Methyl acetate	10.0	11.7	117	8.9	40	50 - 150	
Methylcyclohexane	10.0	7.18	72	9.8	40	50 - 150	

NOTES(S):

Column to be used to flag recovery and RPD values with an asterisk
* Values outside of QC limits

RPD: 0 out of 48 outside limits
Spike Recovery: 0 out of 48 outside limits

COMMENTS:

FORM III

SW846 8260B METHOD BLANK SUMMARY

BLANK WORKORDER NO.: KA2L91AA

Lab Name: TestAmerica Laboratories, Inc.

Lab Code: TALPIT

SDG Number:

Lab File ID: 3111201.D

Lot Number: C7K020180

Date Analyzed: 11/12/07

Time Analyzed: 06:33

Matrix: SOLID

Date Extracted: 11/12/07

GC Column: RTX-624 ID: .18

Extraction Method: 5030B/8260B

Instrument ID: HP3

Level: (low/med) LOW

THIS METHOD BLANK APPLIES TO THE FOLLOWING SAMPLES, LCS, LCSD, MS , MSD:

	CLIENT ID.	SAMPLE WORK ORDER #	LAB FILE ID	DATE ANALYZED	TIME ANALYZED
01	FMC-7	KAEW11AV	3111211.D	11/12/07	10:29
02	FMC-8	KAEW51AV	3111212.D	11/12/07	10:53
03	FMC-25	KAEW91AV	3111213.D	11/12/07	11:17
04	FMC-26	KAEXG1AV	3111214.D	11/12/07	11:40
05	INTRA-LAB QC	KAX9W1AC	3111206.D	11/12/07	08:31
06	LAB MS/MSD	KAX9W1AD S	3111208.D	11/12/07	09:18
07	LAB MS/MSD	KAX9W1AE D	3111209.D	11/12/07	09:42
08	CHECK SAMPLE	KA2L91AC C	3111205.D	11/12/07	08:08
09					
10					
11					
12					
13					
14					
15					
16					
17					
18					
19					
20					
21					
22					
23					
24					
25					
26					
27					
28					
29					
30					

COMMENTS:

FORM IV

METHOD BLANK REPORT

GC/MS Volatiles

Client Lot #...: C7K020180 **Work Order #...:** KA2L91AA **Matrix.....:** SOLID
MB Lot-Sample #: C7K120000-069

Prep Date.....: 11/12/07 **Analysis Time..:** 06:33
Analysis Date..: 11/12/07 **Prep Batch #...:** 7316069 **Final Wgt/Vol..:** 5 mL
Dilution Factor: 1 **Initial Wgt/Vol:** 5 g **Instrument ID..:** HP3
Analyst ID.....: 010099

PARAMETER	RESULT	REPORTING LIMIT	UNITS	METHOD
Acetone	ND	20	ug/kg	SW846 8260B
Benzene	ND	5.0	ug/kg	SW846 8260B
Bromodichloromethane	ND	5.0	ug/kg	SW846 8260B
Bromoform	ND	5.0	ug/kg	SW846 8260B
Bromomethane	ND	5.0	ug/kg	SW846 8260B
2-Butanone	ND	5.0	ug/kg	SW846 8260B
Carbon disulfide	ND	5.0	ug/kg	SW846 8260B
Carbon tetrachloride	ND	5.0	ug/kg	SW846 8260B
Chlorobenzene	ND	5.0	ug/kg	SW846 8260B
Chloroethane	ND	5.0	ug/kg	SW846 8260B
Chloroform	ND	5.0	ug/kg	SW846 8260B
Chloromethane	ND	5.0	ug/kg	SW846 8260B
Cyclohexane	ND	5.0	ug/kg	SW846 8260B
Dibromochloromethane	ND	5.0	ug/kg	SW846 8260B
1,2-Dibromo-3-chloro-propane	ND	5.0	ug/kg	SW846 8260B
1,2-Dibromoethane	ND	5.0	ug/kg	SW846 8260B
1,3-Dichlorobenzene	ND	5.0	ug/kg	SW846 8260B
1,4-Dichlorobenzene	ND	5.0	ug/kg	SW846 8260B
1,2-Dichlorobenzene	ND	5.0	ug/kg	SW846 8260B
Dichlorodifluoromethane	ND	5.0	ug/kg	SW846 8260B
1,1-Dichloroethane	ND	5.0	ug/kg	SW846 8260B
1,2-Dichloroethane	ND	5.0	ug/kg	SW846 8260B
1,1-Dichloroethene	ND	5.0	ug/kg	SW846 8260B
cis-1,2-Dichloroethene	ND	5.0	ug/kg	SW846 8260B
trans-1,2-Dichloroethene	ND	5.0	ug/kg	SW846 8260B
1,2-Dichloropropane	ND	5.0	ug/kg	SW846 8260B
cis-1,3-Dichloropropene	ND	5.0	ug/kg	SW846 8260B
trans-1,3-Dichloropropene	ND	5.0	ug/kg	SW846 8260B
Ethylbenzene	ND	5.0	ug/kg	SW846 8260B
2-Hexanone	ND	5.0	ug/kg	SW846 8260B
Isopropylbenzene	ND	5.0	ug/kg	SW846 8260B
Methyl acetate	ND	5.0	ug/kg	SW846 8260B
Methylene chloride	ND	5.0	ug/kg	SW846 8260B
Methylcyclohexane	ND	5.0	ug/kg	SW846 8260B
4-Methyl-2-pentanone	ND	5.0	ug/kg	SW846 8260B
Methyl tert-butyl ether	ND	5.0	ug/kg	SW846 8260B
Styrene	ND	5.0	ug/kg	SW846 8260B
1,1,2,2-Tetrachloroethane	ND	5.0	ug/kg	SW846 8260B
1,2,4-Trichloro-benzene	ND	5.0	ug/kg	SW846 8260B

(Continued on next page)

METHOD BLANK REPORT

GC/MS Volatiles

Client Lot #...: C7K020180 **Work Order #...:** KA2L91AA **Matrix.....:** SOLID

PARAMETER	RESULT	REPORTING LIMIT	UNITS	METHOD
Tetrachloroethene	ND	5.0	ug/kg	SW846 8260B
1,1,1-Trichloroethane	ND	5.0	ug/kg	SW846 8260B
1,1,2-Trichloroethane	ND	5.0	ug/kg	SW846 8260B
Trichloroethene	ND	5.0	ug/kg	SW846 8260B
Trichlorofluoromethane	ND	5.0	ug/kg	SW846 8260B
1,1,2-Trichloro-1,2,2-trifluoroethane	ND	5.0	ug/kg	SW846 8260B
Toluene	ND	5.0	ug/kg	SW846 8260B
Vinyl chloride	ND	5.0	ug/kg	SW846 8260B
Xylenes (total)	ND	15	ug/kg	SW846 8260B

SURROGATE	PERCENT RECOVERY	RECOVERY LIMITS
1,2-Dichloroethane-d4	99	(52 - 124)
Toluene-d8	91	(72 - 127)
4-Bromofluorobenzene	99	(63 - 120)
Dibromofluoromethane	93	(68 - 121)

NOTE(S):

Calculations are performed before rounding to avoid round-off errors in calculated results.

SW846 8260B CHECK SAMPLE RECOVERY

Lab Name: TestAmerica Laboratories, Inc. Client: Tetra Tech NUS, Inc

Lab Code: TALPIT SDG No:

Lot #: C7K120000 WO #: KA2L91AC
BATCH: 7316069

COMPOUND	SPIKE ADDED (ug/kg)	SAMPLE CONCENT. (ug/kg)	% REC	QC LIMITS REC	QUAL
1,1-Dichloroethene	50.0	43.7	87	59- 129	
Trichloroethene	50.0	47.6	95	76- 119	
Benzene	50.0	49.0	98	77- 120	
Toluene	50.0	47.5	95	78- 124	
Chlorobenzene	50.0	50.4	101	79- 120	
Acetone	50.0	31.8	64	10- 175	
Bromodichloromethane	50.0	50.8	102	70- 125	
Bromoform	50.0	48.6	97	57- 138	
Bromomethane	50.0	49.1	98	25- 154	
2-Butanone	50.0	37.8	76	21- 159	
Carbon disulfide	50.0	44.8	90	44- 142	
Carbon tetrachloride	50.0	51.2	102	65- 128	
Chloroethane	50.0	47.8	96	22- 158	
Chloroform	50.0	49.4	99	72- 120	
Chloromethane	50.0	45.5	91	39- 140	
Dibromochloromethane	50.0	50.7	101	70- 132	
1,2-Dibromo-3-chloropropa	50.0	36.6	73	36- 143	
1,2-Dibromoethane	50.0	47.6	95	69- 128	
1,3-Dichlorobenzene	50.0	46.0	92	71- 125	
1,4-Dichlorobenzene	50.0	45.7	91	70- 124	
1,2-Dichlorobenzene	50.0	45.1	90	71- 124	
Dichlorodifluoromethane	50.0	45.5	91	11- 157	
1,1-Dichloroethane	50.0	46.9	94	66- 124	
1,2-Dichloroethane	50.0	49.6	99	61- 127	
trans-1,2-Dichloroethene	50.0	47.6	95	66- 122	
cis-1,2-Dichloroethene	50.0	47.9	96	71- 122	
1,2-Dichloropropane	50.0	48.8	98	72- 122	
cis-1,3-Dichloropropene	50.0	51.2	102	66- 126	
trans-1,3-Dichloropropene	50.0	50.3	101	66- 132	
Ethylbenzene	50.0	50.1	100	78- 125	
2-Hexanone	50.0	40.0	80	35- 151	

(Continued on next page)

SW846 8260B CHECK SAMPLE RECOVERY

Lab Name: TestAmerica Laboratories, Inc. Client: Tetra Tech NUS, Inc

Lab Code: TALPIT SDG No:

Lot #: C7K120000 WO #: KA2L91AC
BATCH: 7316069

COMPOUND	SPIKE ADDED (ug/kg)	SAMPLE CONCENT. (ug/kg)	% REC	QC LIMITS REC	QUAL
Methylene chloride	50.0	46.0	92	58 - 127	
4-Methyl-2-pentanone	50.0	40.8	82	48 - 143	
Styrene	50.0	52.8	106	74 - 126	
1,1,2,2-Tetrachloroethane	50.0	45.2	90	57 - 135	
Tetrachloroethene	50.0	45.7	91	74 - 130	
1,1,2-Trichloroethane	50.0	47.6	95	70 - 128	
1,1,1-Trichloroethane	50.0	47.9	96	67 - 126	
Trichlorofluoromethane	50.0	47.2	94	10 - 192	
Xylenes (total)	150	154	103	76 - 125	
Vinyl chloride	50.0	46.8	94	53 - 131	
Methyl tert-butyl ether	50.0	48.2	96	48 - 132	
Isopropylbenzene	50.0	51.8	104	70 - 133	
1,2,4-Trichlorobenzene	50.0	50.9	102	51 - 136	
1,1,2-Trichloro-1,2,2-tri	50.0	35.8	72	55 - 130	
Cyclohexane	50.0	46.5	93	64 - 133	
Methyl acetate	50.0	37.6	75	27 - 142	
Methylcyclohexane	50.0	50.0	100	66 - 135	

NOTES(S):

* Values outside of QC limits

Spike Recovery: 0 out of 48 outside limits

COMMENTS:

FORM III

SW846 8260B MATRIX SPIKE/MATRIX SPIKE DUPLICATE RECOVERY

Lab Name: TestAmerica Laboratories, Inc. Client: Tetra Tech NUS, Inc

Lab Code: TALPIT SDG No:

Matrix Spike ID: LAB MS/MSD Level:(low/med) LOW

Lot #: C7K090343 WO #: KAX9W1AD
BATCH: 7316069

COMPOUND	SPIKE ADDED (ug/kg)	SAMPLE CONCENT. (ug/kg)	MS CONCENT. (ug/kg)	MS % REC	LIMITS REC	QUAL
1,1-Dichloroethene	50.0	ND	48.5	97	46 - 143	
Trichloroethene	50.0	ND	51.6	103	46 - 141	
Benzene	50.0	ND	52.8	106	49 - 141	
Toluene	50.0	ND	50.3	101	32 - 161	
Chlorobenzene	50.0	ND	54.2	108	47 - 146	
Acetone	50.0	ND	39.6	79	10 - 192	
Bromodichloromethane	50.0	ND	56.7	113	66 - 128	
Bromoform	50.0	ND	55.8	112	45 - 148	
Bromomethane	50.0	ND	56.1	112	22 - 171	
2-Butanone	50.0	ND	45.4	91	10 - 177	
Carbon disulfide	50.0	ND	48.4	97	38 - 162	
Carbon tetrachloride	50.0	ND	55.7	111	57 - 134	
Chloroethane	50.0	ND	51.3	103	15 - 179	
Chloroform	50.0	ND	54.4	109	67 - 127	
Chloromethane	50.0	ND	51.8	104	39 - 155	
Dibromochloromethane	50.0	ND	56.8	114	61 - 140	
1,2-Dibromo-3-chloropropa	50.0	ND	42.5	85	27 - 156	
1,2-Dibromoethane	50.0	ND	53.0	106	63 - 133	
1,3-Dichlorobenzene	50.0	ND	48.5	97	65 - 137	
1,4-Dichlorobenzene	50.0	ND	48.2	96	61 - 138	
1,2-Dichlorobenzene	50.0	ND	49.5	99	64 - 137	
Dichlorodifluoromethane	50.0	ND	50.6	101	10 - 175	
1,1-Dichloroethane	50.0	ND	51.4	103	63 - 133	
1,2-Dichloroethane	50.0	ND	55.5	111	52 - 135	
trans-1,2-Dichloroethene	50.0	ND	50.3	101	61 - 132	
cis-1,2-Dichloroethene	50.0	ND	53.0	106	57 - 136	
1,2-Dichloropropane	50.0	ND	53.2	106	69 - 129	
cis-1,3-Dichloropropene	50.0	ND	56.4	113	60 - 132	

(Continued on next page)

SW846 8260B MATRIX SPIKE/MATRIX SPIKE DUPLICATE RECOVERY

Lab Name: TestAmerica Laboratories, Inc. Client: Tetra Tech NUS, Inc

Lab Code: TALPIT SDG No:

Matrix Spike ID: LAB MS/MSD Level: (low/med) LOW

Lot #: C7K090343 WO #: KAX9W1AD
BATCH: 7316069

COMPOUND	SPIKE ADDED (ug/kg)	SAMPLE CONCENT. (ug/kg)	MS CONCENT. (ug/kg)	MS % REC	LIMITS REC	QUAL
trans-1,3-Dichloropropene	50.0	ND	55.1	110	63 - 135	
Ethylbenzene	50.0	ND	52.9	106	57 - 145	
2-Hexanone	50.0	ND	46.9	94	27 - 163	
Methylene chloride	50.0	5.4	50.9	91	47 - 137	
4-Methyl-2-pentanone	50.0	ND	47.8	96	42 - 152	
Styrene	50.0	ND	56.8	114	68 - 137	
1,1,2,2-Tetrachloroethane	50.0	ND	51.7	103	50 - 144	
Tetrachloroethene	50.0	ND	48.7	97	65 - 139	
1,1,2-Trichloroethane	50.0	ND	52.7	105	65 - 135	
1,1,1-Trichloroethane	50.0	ND	51.8	104	54 - 137	
Trichlorofluoromethane	50.0	ND	54.6	109	16 - 173	
Xylenes (total)	150	ND	164	110	56 - 146	
Vinyl chloride	50.0	ND	51.7	103	54 - 141	
Methyl tert-butyl ether	50.0	ND	55.7	111	44 - 138	
Isopropylbenzene	50.0	ND	55.6	111	67 - 140	
1,2,4-Trichlorobenzene	50.0	ND	55.3	111	42 - 148	
1,1,2-Trichloro-1,2,2-tri	50.0	ND	50.8	102	49 - 142	
Cyclohexane	50.0	ND	51.5	103	47 - 147	
Methyl acetate	50.0	ND	44.4	89	20 - 151	
Methylcyclohexane	50.0	ND	55.0	110	33 - 160	

NOTES(S):

Results and reporting limits have been adjusted for dry weight.

Column to be used to flag recovery and RPD values with an asterisk
* Values outside of QC limits

RPD: 0 out of 0 outside limits
Spike Recovery: 0 out of 48 outside limits

COMMENTS:

FORM III

SW846 8260B MATRIX SPIKE/MATRIX SPIKE DUPLICATE RECOVERY

Lab Name: TestAmerica Laboratories, Inc. Client: Tetra Tech NUS, Inc

Lab Code: TALPIT SDG No:

Matrix Spike ID: LAB MS/MSD Level:(low/med) LOW

Lot #: C7K090343 WO #: KAX9W1AE
BATCH: 7316069

COMPOUND	SPIKE ADDED (ug/kg)	MSD CONCENT. (ug/kg)	MSD % REC	% RPD		QC LIMITS RPD	QC LIMITS REC	QUAL
1,1-Dichloroethene	50.0	46.6	93	4.0		36	46 - 143	
Trichloroethene	50.0	49.5	99	4.1		35	46 - 141	
Benzene	50.0	49.9	100	5.8		38	49 - 141	
Toluene	50.0	48.0	96	4.6		54	32 - 161	
Chlorobenzene	50.0	50.5	101	7.0		32	47 - 146	
Acetone	50.0	41.2	82	4.0		94	10 - 192	
Bromodichloromethane	50.0	52.7	105	7.4		32	66 - 128	
Bromoform	50.0	52.5	105	6.0		39	45 - 148	
Bromomethane	50.0	53.8	108	4.2		51	22 - 171	
2-Butanone	50.0	46.2	92	1.8		84	10 - 177	
Carbon disulfide	50.0	46.7	93	3.4		37	38 - 162	
Carbon tetrachloride	50.0	52.8	106	5.4		37	57 - 134	
Chloroethane	50.0	52.1	104	1.6		62	15 - 179	
Chloroform	50.0	51.0	102	6.6		29	67 - 127	
Chloromethane	50.0	50.6	101	2.4		34	39 - 155	
Dibromochloromethane	50.0	52.6	105	7.6		32	61 - 140	
1,2-Dibromo-3-chloropropa	50.0	43.6	87	2.4		72	27 - 156	
1,2-Dibromoethane	50.0	50.4	101	5.0		35	63 - 133	
1,3-Dichlorobenzene	50.0	46.1	92	5.0		28	65 - 137	
1,4-Dichlorobenzene	50.0	45.8	92	5.0		29	61 - 138	
1,2-Dichlorobenzene	50.0	47.1	94	4.9		28	64 - 137	
Dichlorodifluoromethane	50.0	47.8	96	5.8		49	10 - 175	
1,1-Dichloroethane	50.0	48.4	97	6.2		31	63 - 133	
1,2-Dichloroethane	50.0	51.9	104	6.7		34	52 - 135	
trans-1,2-Dichloroethene	50.0	48.7	97	3.3		36	61 - 132	
cis-1,2-Dichloroethene	50.0	49.9	100	6.0		31	57 - 136	
1,2-Dichloropropane	50.0	50.6	101	4.9		30	69 - 129	
cis-1,3-Dichloropropene	50.0	52.2	104	7.6		34	60 - 132	

(Continued on next page)

SW846 8260B MATRIX SPIKE/MATRIX SPIKE DUPLICATE RECOVERY

Lab Name: TestAmerica Laboratories, Inc. Client: Tetra Tech NUS, Inc

Lab Code: TALPIT SDG No:

Matrix Spike ID: LAB MS/MSD Level: (low/med) LOW

Lot #: C7K090343 WO #: KAX9W1AE
BATCH: 7316069

COMPOUND	SPIKE ADDED	MSD CONCENT.	MSD % REC	% RPD	QC LIMITS RPD	QC LIMITS REC	QUAL
trans-1,3-Dichloropropene	50.0	51.9	104	6.0	31	63 - 135	
Ethylbenzene	50.0	50.2	100	5.3	33	57 - 145	
2-Hexanone	50.0	49.4	99	5.2	55	27 - 163	
Methylene chloride	50.0	48.3	86	5.3	38	47 - 137	
4-Methyl-2-pentanone	50.0	49.1	98	2.8	45	42 - 152	
Styrene	50.0	53.3	107	6.3	29	68 - 137	
1,1,2,2-Tetrachloroethane	50.0	49.5	99	4.3	39	50 - 144	
Tetrachloroethene	50.0	46.5	93	4.5	33	65 - 139	
1,1,2-Trichloroethane	50.0	49.6	99	5.9	34	65 - 135	
1,1,1-Trichloroethane	50.0	49.4	99	4.7	35	54 - 137	
Trichlorofluoromethane	50.0	52.6	105	3.8	76	16 - 173	
Xylenes (total)	150	155	103	6.2	33	56 - 146	
Vinyl chloride	50.0	49.8	100	3.6	33	54 - 141	
Methyl tert-butyl ether	50.0	53.0	106	4.9	45	44 - 138	
Isopropylbenzene	50.0	52.5	105	5.8	33	67 - 140	
1,2,4-Trichlorobenzene	50.0	49.2	98	12	54	42 - 148	
1,1,2-Trichloro-1,2,2-tri	50.0	47.7	95	6.4	44	49 - 142	
Cyclohexane	50.0	48.4	97	6.3	38	47 - 147	
Methyl acetate	50.0	45.0	90	1.3	84	20 - 151	
Methylcyclohexane	50.0	51.6	103	6.6	41	33 - 160	

NOTES(S):

Results and reporting limits have been adjusted for dry weight.

Column to be used to flag recovery and RPD values with an asterisk
* Values outside of QC limits

RPD: 0 out of 48 outside limits
Spike Recovery: 0 out of 48 outside limits

COMMENTS:

FORM III

SW846 8260B SURROGATE RECOVERY

Lab Name: TestAmerica Laboratories, Inc. Client: Tetra Tech NUS, Inc

Lab Code: TALPIT SDG No:

Lot #: C7K020180

Extraction: XXA15QK01

	CLIENT ID.	SRG01	SRG02	SRG03	SRG04	TOT OUT
01	FMC-24	95	106	101	97	00
02	FMC-9	100	108	104	100	00
03	FMC-10	96	103	101	97	00
04	FMC-11	98	102	101	96	00
05	FMC-12	102	106	105	101	00
06	FMC-13	102	115	104	101	00
07	FMC-14	98	102	99	94	00
08	FMC-15	102	99	103	97	00
09	FMC-16	97	99	101	97	00
10	FMC-17	103	104	101	96	00
11	FMC-18	99	103	94	88	00
12	FMC-19	102	111	96	91	00
13	FMC-20	102	112	98	91	00
14	FMC-21	97	101	101	95	00
15	FMC-22	99	104	100	95	00
16	FMC-23	100	102	100	94	00
17	FMC-3	96	103	101	90	00
18	FMC-4	97	111	95	82	00
19	FMC-5	98	113	89	78	00
20	FMC-6	102	109	99	90	00
21	FMC-7	96	100	90	93	00
22	FMC-8	102	99	91	91	00
23	FMC-25	102	105	88	96	00
24	FMC-26	99	103	88	94	00
25	INTRA-LAB QC	95	97	99	100	00
26	METHOD BLK. KA07J1AA	101	101	103	95	00
27	METHOD BLK. KA2L91AA	99	91	99	93	00

\# Column to be used to flag recovery values
* Values outside of required QC Limits
D System monitoring Compound diluted out

FORM II

SW846 8260B SURROGATE RECOVERY

Lab Name: TestAmerica Laboratories, Inc. Client: Tetra Tech NUS, Inc

Lab Code: TALPIT SDG No:

Lot #: C7K020180

Extraction: XXA15QK01

	CLIENT ID.	SRG01	SRG02	SRG03	SRG04	TOT OUT
01	LCS KA07J1AC	92	97	104	88	00
02	LCS KA2L91AC	94	93	98	93	00
03	FMC-24 D	97	98	104	93	00
04	LAB MS/MSD D	97	94	98	96	00
05	FMC-24 S	92	93	99	88	00
06	LAB MS/MSD S	104	98	104	100	00

SURROGATES		QC LIMITS
SRG01	= 1,2-Dichloroethane-d4	(52-124)
SRG02	= Toluene-d8	(72-127)
SRG03	= 4-Bromofluorobenzene	(63-120)
SRG04	= Dibromofluoromethane	(68-121)

\# Column to be used to flag recovery values
* Values outside of required QC Limits
D System monitoring Compound diluted out

FORM II

SW846 8260B SURROGATE RECOVERY

Lab Name: TestAmerica Laboratories, Inc. Client: Tetra Tech NUS, Inc

Lab Code: TALPIT SDG No:

Lot #: C7K020180

Extraction: XXI25QK01

	CLIENT ID.	SRG01	SRG02	SRG03	SRG04	TOT OUT
01	Trip Blank#3	103	92	102	101	00
02	Trip Blank#4	106	96	100	107	00
03	INTRA-LAB QC	104	95	90	98	00
04	METHOD BLK. KA1XM1AA	96	98	87	92	00
05	LCS KA1XM1AC	114	97	100	109	00
06	LAB MS/MSD D	116	96	98	109	00
07	LAB MS/MSD S	103	94	95	103	00

SURROGATES		QC LIMITS
SRG01	= 1,2-Dichloroethane-d4	(64-135)
SRG02	= Toluene-d8	(71-118)
SRG03	= 4-Bromofluorobenzene	(70-118)
SRG04	= Dibromofluoromethane	(64-128)

\# Column to be used to flag recovery values
* Values outside of required QC Limits
D System monitoring Compound diluted out

FORM II

5A
VOLATILE ORGANIC INSTRUMENT PERFORMANCE CHECK
BROMOFLUOROBENZENE (BFB)

Lab Name: TESTAMERICA PITTSBURGH Contract:

Lab Code: TA Case No.: SAS No.: SDG No.: METHODS

Lab File ID: BF31108A BFB Injection Date: 11/08/07

Instrument ID: HP3 BFB Injection Time: 1045

GC Column: DB624 20M ID: 0.18 (mm) Heated Purge: (Y/N) Y

m/e	ION ABUNDANCE CRITERIA	% RELATIVE ABUNDANCE
50	15.0 - 40.0% of mass 95	20.2
75	30.0 - 60.0% of mass 95	44.6
95	Base Peak, 100% relative abundance	100.0
96	5.0 - 9.0% of mass 95	6.7
173	Less than 2.0% of mass 174	0.0 (0.0)1
174	50.0 - 100.0% of mass 95	70.5
175	5.0 - 9.0% of mass 174	5.4 (7.7)1
176	95.0 - 101.0% of mass 174	68.4 (97.0)1
177	5.0 - 9.0% of mass 176	4.3 (6.3)2

1-Value is % mass 174 2-Value is % mass 176

THIS CHECK APPLIES TO THE FOLLOWING SAMPLES, MS, MSD, BLANKS, AND STANDARDS:

	EPA SAMPLE NO.	LAB SAMPLE ID	LAB FILE ID	DATE ANALYZED	TIME ANALYZED
01	VSTD5	VSTD5	1A31108	11/08/07	1127
02	VSTD25	VSTD25	1B31108	11/08/07	1151
03	VSTD50	VSTD50	1C31108	11/08/07	1214
04	VSTD100	VSTD100	1D31108	11/08/07	1238
05	VSTD200	VSTD200	1E31108	11/08/07	1302
06	VSTD250	VSTD250	1F31108	11/08/07	1326
07					
08					
09					
10					
11					
12					
13					
14					
15					
16					
17					
18					
19					
20					
21					
22					

FORM V VOA OLM03.0

V By Patrick Hammond 11/9/07

TestAmerica Pittsburgh

INITIAL CALIBRATION DATA

Start Cal Date : 08-NOV-2007 11:27
End Cal Date : 08-NOV-2007 13:26
Quant Method : ISTD
Origin : Disabled
Target Version : 4.14
Integrator : HP RTE
Method file : \\pitsvr06\d\chem\hp3.i\3110807n.b\8260bsoil.m
Last Edit : 08-Nov-2007 13:45 hp3.i
Curve Type : Average

Calibration File Names:
Level 1: \\pitsvr06\d\chem\hp3.i\3110807n.b\1A31108.D
Level 2: \\pitsvr06\d\chem\hp3.i\3110807n.b\1B31108.D
Level 3: \\pitsvr06\d\chem\hp3.i\3110807n.b\1C31108.D
Level 4: \\pitsvr06\d\chem\hp3.i\3110807n.b\1D31108.D
Level 5: \\pitsvr06\d\chem\hp3.i\3110807n.b\1E31108.D
Level 6: \\pitsvr06\d\chem\hp3.i\3110807n.b\1F31108.D

	Compound	5.000 Level 1	25.000 Level 2	50.000 Level 3	100.000 Level 4	200.000 Level 5	250.000 Level 6	RRF	% RSD	
1	Dichlorodifluoromethane	0.29043	0.27630	0.27035	0.29615	0.27769	0.28191	0.28214	3.392	
164	trans-1,4-Dichloro-2-butene	+++++	+++++	+++++	+++++	+++++	+++++	+++++	+++++	<-
155	N-Heptane	+++++	+++++	+++++	+++++	+++++	+++++	+++++	+++++	<-
2	Chloromethane	0.47437	0.43847	0.41389	0.43885	0.41613	0.41132	0.43217	5.564	
3	Vinyl Chloride	0.35382	0.34146	0.33188	0.35729	0.32233	0.33588	0.34044	3.910	
4	Bromomethane	0.06336	0.06310	0.05996	0.06642	0.06537	0.06866	0.06448	4.688	
5	Chloroethane	0.12760	0.07614	0.07436	0.07400	0.08130	0.08147	0.08581	24.164	<-
7	Dichlorofluoromethane	+++++	+++++	+++++	+++++	+++++	+++++	+++++	+++++	<-
166	Trichlorofluoromethane	0.36291	0.26049	0.25820	0.24430	0.20062	0.16436	0.24848	27.127	
8	Ethyl Ether	+++++	+++++	+++++	+++++	+++++	+++++	+++++	+++++	<-
9	Ethanol	+++++	+++++	+++++	+++++	+++++	+++++	+++++	+++++	<-
10	1,1,2-trichloro-1,2,2-trifluo	0.28889	0.25485	0.24225	0.25496	0.25738	0.24616	0.25741	6.407	
156	Methyl Acetate	0.35886	0.29970	0.30590	0.32417	0.32408	0.31783	0.32176	6.432	
157	Cyclohexane	0.73887	0.63644	0.61094	0.67538	0.63621	0.64582	0.65728	6.852	
158	Methyl Cyclohexane	0.55595	0.52731	0.51990	0.57846	0.54979	0.53881	0.54504	3.887	
11	Acrolein	+++++	+++++	+++++	+++++	+++++	+++++	+++++	+++++	<-
12	1,1-Dichloroethene	0.30272	0.26190	0.25374	0.27437	0.26865	0.26683	0.27137	6.212	
13	Acetone	0.18769	0.12601	0.13132	0.13499	0.12663	0.11061	0.13621	19.497	<-
14	Iodomethane	+++++	+++++	+++++	+++++	+++++	+++++	+++++	+++++	<-
15	Carbon Disulfide	0.80492	0.82389	0.83403	0.92510	0.91788	0.92874	0.87243	6.564	
16	3-Chloro-1-propene	+++++	+++++	+++++	+++++	+++++	+++++	+++++	+++++	<-
17	Acetonitrile	0.03453	0.02446	0.03023	0.02664	0.02791	0.02606	0.02830	12.763	
18	Methylene Chloride	0.42631	0.31331	0.28568	0.30256	0.29150	0.29157	0.31849	16.870	<-
19	trans-1,2-Dichloroethene	0.30385	0.28735	0.27289	0.29405	0.29256	0.28609	0.28946	3.550	
20	Methyl tert-butyl ether	0.73887	0.75282	0.71368	0.78002	0.78471	0.78291	0.75884	3.806	
21	tert-Butyl Alcohol	+++++	+++++	+++++	+++++	+++++	+++++	+++++	+++++	<-
22	Acrylonitrile	+++++	+++++	+++++	+++++	+++++	+++++	+++++	+++++	<-
23	Hexane	+++++	+++++	+++++	+++++	+++++	+++++	+++++	+++++	<-

TestAmerica Pittsburgh

INITIAL CALIBRATION DATA

Start Cal Date : 08-NOV-2007 11:27
End Cal Date : 08-NOV-2007 13:26
Quant Method : ISTD
Origin : Disabled
Target Version : 4.14
Integrator : HP RTE
Method file : \\pitsvr06\d\chem\hp3.i\3110807n.b\8260bsoil.m
Last Edit : 08-Nov-2007 13:45 hp3.i
Curve Type : Average

	Compound	5.000 Level 1	25.000 Level 2	50.000 Level 3	100.000 Level 4	200.000 Level 5	250.000 Level 6	RRF	% RSD	
	24 1,1-Dichloroethane	0.61161	0.54917	0.51669	0.55614	0.55434	0.54484	0.55546	5.584	
	25 Isopropyl Ether	+++++	+++++	+++++	+++++	+++++	+++++	+++++	+++++	<-
	26 2-Chloro-1,3-butadiene	+++++	+++++	+++++	+++++	+++++	+++++	+++++	+++++	<-
	27 2,2-Dichloropropane	0.24417	0.23404	0.21916	0.23786	0.22386	0.21700	0.22935	4.779	
	28 cis-1,2-dichloroethene	0.30698	0.29637	0.27977	0.30181	0.29314	0.28483	0.29382	3.478	
M	29 1,2-Dichloroethene (total)	0.30541	0.29186	0.27633	0.29793	0.29285	0.28546	0.29164	3.440	
	30 Bromochloromethane	0.10894	0.11913	0.11476	0.12518	0.12387	0.12235	0.11904	5.210	
	31 2-Butanone	0.19304	0.18413	0.20272	0.21666	0.21777	0.20585	0.20336	6.477	
	32 Vinyl Acetate	+++++	+++++	+++++	+++++	+++++	+++++	+++++	+++++	<-
	33 Ethyl Acetate	+++++	+++++	+++++	+++++	+++++	+++++	+++++	+++++	<-
	34 Propionitrile	+++++	+++++	+++++	+++++	+++++	+++++	+++++	+++++	<-
	35 Tetrahydrofuran	+++++	+++++	+++++	+++++	+++++	+++++	+++++	+++++	<-
	36 Methacrylonitrile	+++++	+++++	+++++	+++++	+++++	+++++	+++++	+++++	<-
	37 Chloroform	0.44906	0.41806	0.39967	0.43605	0.43536	0.43069	0.42815	4.006	
	38 1,1,1-Trichloroethane	0.48738	0.34586	0.33276	0.36125	0.35661	0.35378	0.37294	15.270	<-
	40 1,1-Dichloropropene	0.38778	0.37728	0.37138	0.40388	0.38688	0.37349	0.38345	3.153	
	41 Carbon Tetrachloride	0.25742	0.25682	0.25948	0.29733	0.29387	0.30252	0.27791	7.953	
	42 Benzene	1.22673	1.16063	1.13346	1.20115	1.15557	1.10600	1.16392	3.783	
	44 Isobutanol	+++++	+++++	+++++	+++++	+++++	+++++	+++++	+++++	<-
	45 1,2-Dichloroethane	0.35344	0.33888	0.32548	0.35371	0.34653	0.34210	0.34336	3.082	
	47 Trichloroethene	0.31243	0.26651	0.26322	0.27969	0.27381	0.26853	0.27737	6.537	
	48 n-Butanol	+++++	+++++	+++++	+++++	+++++	+++++	+++++	+++++	<-
	49 1,2-Dichloropropane	0.31458	0.30413	0.30145	0.32749	0.32156	0.31067	0.31331	3.200	
	50 Dibromomethane	0.11977	0.13415	0.13462	0.14705	0.14540	0.14158	0.13710	7.318	
	51 Methyl methacrylate	+++++	+++++	+++++	+++++	+++++	+++++	+++++	+++++	<-
	52 1,4-Dioxane	+++++	+++++	+++++	+++++	+++++	+++++	+++++	+++++	<-
	53 Bromodichloromethane	0.24911	0.27693	0.27782	0.31669	0.31884	0.31794	0.29289	9.972	
	54 2-Nitropropane	+++++	+++++	+++++	+++++	+++++	+++++	+++++	+++++	<-
	55 2-Methylfuran	+++++	+++++	+++++	+++++	+++++	+++++	+++++	+++++	<-
	56 2-Chloroethyl vinyl ether	+++++	+++++	+++++	+++++	+++++	+++++	+++++	+++++	<-
	57 cis-1,3-Dichloropropene	0.32095	0.38756	0.39483	0.44285	0.44361	0.43567	0.40424	11.777	
	58 4-Methyl-2-Pentanone	1.77459	1.75482	1.80210	1.86353	1.68060	1.62119	1.74947	4.959	
	60 Toluene	6.67439	5.89296	5.55599	5.56603	4.92353	4.69546	5.55139	12.750	
	61 trans-1,3-Dichloropropene	1.30864	1.58328	1.58739	1.71614	1.60593	1.56827	1.56161	8.640	
	62 Ethyl methacrylate	+++++	+++++	+++++	+++++	+++++	+++++	+++++	+++++	<-
	63 1,3-Dichloropropane	1.95866	1.91352	1.90057	1.92436	1.71031	1.63836	1.84096	7.196	

TestAmerica Pittsburgh

INITIAL CALIBRATION DATA

Start Cal Date : 08-NOV-2007 11:27
End Cal Date : 08-NOV-2007 13:26
Quant Method : ISTD
Origin : Disabled
Target Version : 4.14
Integrator : HP RTE
Method file : \\pitsvr06\d\chem\hp3.i\3110807n.b\8260bsoil.m
Last Edit : 08-Nov-2007 13:45 hp3.i
Curve Type : Average

	Compound	5.000 Level 1	25.000 Level 2	50.000 Level 3	100.000 Level 4	200.000 Level 5	250.000 Level 6	RRF	% RSD	
	64 1,1,2-Trichloroethane	1.05907	1.01080	0.98553	1.01870	0.91327	0.87870	0.97768	6.999	
	65 Tetrachloroethene	1.27281	1.01846	0.97419	0.96400	0.86595	0.82768	0.98718	15.914	<-
	66 2-Hexanone	1.27000	1.28407	1.35749	1.40159	1.23096	1.19069	1.28913	6.087	
	67 Dibromochloromethane	0.71043	0.85071	0.85407	0.94072	0.88587	0.87463	0.85274	9.019	
	68 1,2-Dibromoethane	0.96317	1.01387	0.99780	1.02858	0.92900	0.90525	0.97294	5.035	
	70 Chlorobenzene	3.57869	3.42667	3.28421	3.27322	2.79638	2.64480	3.16733	11.575	
	71 1,1,1,2-Tetrachloroethane	1.01323	1.06938	1.03075	1.06842	0.96111	0.92454	1.01124	5.777	
	72 Ethylbenzene	1.98641	1.95837	1.90421	1.90379	1.64119	1.51840	1.81873	10.544	
	73 m + p-Xylene	2.40432	2.38053	2.31520	2.23491	1.85224	1.70031	2.14792	13.861	
	74 Xylene-o	2.37561	2.31698	2.19609	2.14691	1.79374	1.62667	2.07600	14.433	
M	75 Xylenes (total)	2.39475	2.35935	2.27550	2.20557	1.83274	1.67576	2.12395	14.031	
	76 Styrene	3.38374	3.70867	3.67597	3.67926	3.08354	2.79081	3.38700	11.203	
	77 Bromoform	0.48457	0.53762	0.59571	0.66932	0.63147	0.59803	0.58612	11.286	
	78 Isopropylbenzene	5.82100	5.93341	5.71261	5.80206	4.96015	4.32455	5.42563	11.851	
	79 Bromobenzene	0.90017	0.90613	0.87056	0.94551	0.94634	1.06420	0.93882	7.231	
	81 n-Propylbenzene	1.07084	1.09617	1.09071	1.20405	1.18909	1.25121	1.15034	6.432	
	82 2-Chlorotoluene	0.95316	0.94107	0.89817	0.98512	0.98406	1.03295	0.96576	4.759	
	83 1,1,2,2-Tetrachloroethane	1.54276	1.48139	1.50888	1.51359	1.24069	1.12630	1.40227	12.435	
	84 1,2,3-Trichloropropane	0.31864	0.28750	0.30666	0.32660	0.32775	0.37883	0.32433	9.441	
	85 4-Chlorotoluene	0.95967	0.97635	0.88344	0.95740	0.93983	1.00457	0.95354	4.267	
	86 1,3,5-Trimethylbenzene	3.32863	3.33831	3.23213	3.49095	3.27173	3.02228	3.28067	4.703	
	87 tert-Butylbenzene	2.80395	2.85096	2.82707	3.09858	2.99796	2.69218	2.87845	5.067	
	88 1,2,4-Trimethylbenzene	3.33864	3.34685	3.29141	3.60006	3.42620	3.09875	3.35032	4.905	
	89 sec-Butylbenzene	4.46790	4.48866	4.38432	4.83874	4.58206	3.92094	4.44710	6.780	
	90 4-Isopropyltoluene	3.54130	3.55035	3.46623	3.79339	3.43065	2.82068	3.43377	9.494	
	91 1,3-Dichlorobenzene	1.77017	1.74582	1.65767	1.78923	1.67214	1.65857	1.71560	3.479	
	93 1,4-Dichlorobenzene	1.82726	1.77285	1.69281	1.85626	1.73612	1.71269	1.76633	3.672	
	94 n-Butylbenzene	3.47817	3.47417	3.40144	3.83111	3.35315	2.73729	3.37922	10.556	
	95 1,2-Dichlorobenzene	1.69050	1.66576	1.65444	1.72119	1.58936	1.54161	1.62714	4.630	
	96 1,2-Dibromo-3-chloropropane	0.16005	0.16948	0.19194	0.23442	0.21737	0.23915	0.20207	16.542	<-
	97 1,2,4-Trichlorobenzene	1.05732	1.07182	1.00433	1.19332	0.96059	0.81666	1.01734	12.371	
	98 Hexachlorobutadiene	0.55002	0.52805	0.52728	0.66574	0.51591	0.36996	0.52616	17.942	<-
	99 Naphthalene	3.10364	2.59098	2.63195	3.06173	2.61708	2.62746	2.77214	8.706	
	100 1,2,3-Trichlorobenzene	0.99516	0.93046	0.91710	1.05557	0.88544	0.80047	0.93070	9.482	
	101 Tetrahydrothiophene	+++++	+++++	+++++	+++++	+++++	+++++	+++++	+++++	<-
	102 Cyclohexanone	+++++	+++++	+++++	+++++	+++++	+++++	+++++	+++++	<-

TestAmerica Pittsburgh

INITIAL CALIBRATION DATA

Start Cal Date : 08-NOV-2007 11:27
End Cal Date : 08-NOV-2007 13:26
Quant Method : ISTD
Origin : Disabled
Target Version : 4.14
Integrator : HP RTE
Method file : \\pitsvr06\d\chem\hp3.i\3110807n.b\8260bsoil.m
Last Edit : 08-Nov-2007 13:45 hp3.i
Curve Type : Average

Compound	5.000 Level 1	25.000 Level 2	50.000 Level 3	100.000 Level 4	200.000 Level 5	250.000 Level 6	RRF	% RSD	
104 1,4-Dichlorobutane	+++++	+++++	+++++	+++++	+++++	+++++	+++++	+++++	<-
105 1-Chlorohexane	+++++	+++++	+++++	+++++	+++++	+++++	+++++	+++++	<-
165 1,3,5-Trichlorobenzene	1.33831	1.20439	1.18341	1.35971	1.09853	0.83944	1.17063	16.211	
$ 39 Dibromofluoromethane	0.27081	0.19595	0.19109	0.20191	0.20770	0.19609	0.21059	14.268	
$ 43 1,2-Dichloroethane-d4	0.30763	0.23933	0.23546	0.25260	0.25434	0.24111	0.25508	10.514	
$ 59 Toluene-d8	5.61410	4.30563	4.26863	4.16013	3.86213	3.59258	4.30053	16.242	<-
$ 80 Bromofluorobenzene	1.99659	1.54965	1.56814	1.55949	1.41539	1.21315	1.55040	16.607	<-

TestAmerica Pittsburgh

INITIAL CALIBRATION DATA

Start Cal Date : 08-NOV-2007 11:27
End Cal Date : 08-NOV-2007 13:26
Quant Method : ISTD
Target Version : 4.14
Integrator : HP RTE
Method file : \\pitsvr06\d\chem\hp3.i\3110807n.b\8260bsoil.m
Last Edit : 08-Nov-2007 13:54 gordonk

Calibration File Names:
Level 1: \\pitsvr06\d\chem\hp3.i\3110807n.b\1A31108.D
Level 2: \\pitsvr06\d\chem\hp3.i\3110807n.b\1B31108.D
Level 3: \\pitsvr06\d\chem\hp3.i\3110807n.b\1C31108.D
Level 4: \\pitsvr06\d\chem\hp3.i\3110807n.b\1D31108.D
Level 5: \\pitsvr06\d\chem\hp3.i\3110807n.b\1E31108.D
Level 6: \\pitsvr06\d\chem\hp3.i\3110807n.b\1F31108.D

		5.0000	25.0000	50.0000	100.0000	200.0000	250.0000		Coefficients			%RSD	
	Compound	Level 1	Level 2	Level 3	Level 4	Level 5	Level 6	Curve	b	m1	m2	or R^2	
1	Dichlorodifluoromethane	0.29043	0.27630	0.27035	0.29615	0.27769	0.28191	AVRG		0.28214		3.39157	
164	trans-1,4-Dichloro-2-butene	+++++	+++++	+++++	+++++	+++++	+++++	AVRG		0.000e+000		0.000e+000	<-
155	N-Heptane	+++++	+++++	+++++	+++++	+++++	+++++	AVRG		0.000e+000		0.000e+000	<-
2	Chloromethane	0.47437	0.43847	0.41389	0.43885	0.41613	0.41132	AVRG		0.43217		5.56406	
3	Vinyl Chloride	0.35382	0.34146	0.33188	0.35729	0.32233	0.33588	AVRG		0.34044		3.90977	
4	Bromomethane	0.06336	0.06310	0.05996	0.06642	0.06537	0.06866	AVRG		0.06448		4.68752	
5	Chloroethane	3746	11972	22467	44051	99541	125262	QUAD	-0.04529	14.22245	-4.76306	0.99944	
7	Dichlorofluoromethane	+++++	+++++	+++++	+++++	+++++	+++++	AVRG		0.000e+000		0.000e+000	<-
166	Trichlorofluoromethane	0.36291	0.26049	0.25820	0.24430	0.20062	0.16436	AVRG		0.24848		27.12736	
8	Ethyl Ether	+++++	+++++	+++++	+++++	+++++	+++++	AVRG		0.000e+000		0.000e+000	<-
9	Ethanol	+++++	+++++	+++++	+++++	+++++	+++++	AVRG		0.000e+000		0.000e+000	<-
10	1,1,2-trichloro-1,2,2-trifluo	0.28889	0.25485	0.24225	0.25496	0.25738	0.24616	AVRG		0.25741		6.40719	
156	Methyl Acetate	0.35886	0.29970	0.30590	0.32417	0.32408	0.31783	AVRG		0.32176		6.43161	
157	Cyclohexane	0.73887	0.63644	0.61094	0.67538	0.63621	0.64582	AVRG		0.65728		6.85201	

TestAmerica Pittsburgh

INITIAL CALIBRATION DATA

Start Cal Date : 08-NOV-2007 11:27
End Cal Date : 08-NOV-2007 13:26
Quant Method : ISTD
Target Version : 4.14
Integrator : HP RTE
Method file : \\pitsvr06\d\chem\hp3.i\3110807n.b\8260bsoil.m
Last Edit : 08-Nov-2007 13:54 gordonk

	Compound	5.0000 Level 1	25.0000 Level 2	50.0000 Level 3	100.0000 Level 4	200.0000 Level 5	250.0000 Level 6	Curve	Coefficients b	m1	m2	%RSD or R^2	
	158 Methyl Cyclohexane	0.55595	0.52731	0.51990	0.57846	0.54979	0.53881	AVRG		0.54504		3.88682	
	11 Acrolein	+++++	+++++	+++++	+++++	+++++	+++++	AVRG		0.000e+000		0.000e+000	<-
	12 1,1-Dichloroethene	0.30272	0.26190	0.25374	0.27437	0.26865	0.26683	AVRG		0.27137		6.21155	
	13 Acetone	5510	19814	39676	80356	155046	170072	QUAD	0.08235	5.65655	5.14454	0.99316	
	14 Iodomethane	+++++	+++++	+++++	+++++	+++++	+++++	AVRG		0.000e+000		0.000e+000	<-
	15 Carbon Disulfide	0.80492	0.82389	0.83403	0.92510	0.91788	0.92874	AVRG		0.87243		6.56442	
	16 3-Chloro-1-propene	+++++	+++++	+++++	+++++	+++++	+++++	AVRG		0.000e+000		0.000e+000	<-
	17 Acetonitrile	0.03453	0.02446	0.03023	0.02664	0.02791	0.02606	AVRG		0.02830		12.76318	
	18 Methylene Chloride	12515	49263	86317	180105	356904	448290	QUAD	-0.02676	3.39314	0.04006	0.99973	
	19 trans-1,2-Dichloroethene	0.30385	0.28735	0.27289	0.29405	0.29256	0.28609	AVRG		0.28946		3.55005	
	20 Methyl tert-butyl ether	0.73887	0.75282	0.71368	0.78002	0.78471	0.78291	AVRG		0.75884		3.80647	
	21 tert-Butyl Alcohol	+++++	+++++	+++++	+++++	+++++	+++++	AVRG		0.000e+000		0.000e+000	<-
	22 Acrylonitrile	+++++	+++++	+++++	+++++	+++++	+++++	AVRG		0.000e+000		0.000e+000	<-
	23 Hexane	+++++	+++++	+++++	+++++	+++++	+++++	AVRG		0.000e+000		0.000e+000	<-
	24 1,1-Dichloroethane	0.61161	0.54917	0.51669	0.55614	0.55434	0.54484	AVRG		0.55546		5.58407	
	25 Isopropyl Ether	+++++	+++++	+++++	+++++	+++++	+++++	AVRG		0.000e+000		0.000e+000	<-
	26 2-Chloro-1,3-butadiene	+++++	+++++	+++++	+++++	+++++	+++++	AVRG		0.000e+000		0.000e+000	<-
	27 2,2-Dichloropropane	0.24417	0.23404	0.21916	0.23786	0.22386	0.21700	AVRG		0.22935		4.77872	
	28 cis-1,2-dichloroethene	0.30698	0.29637	0.27977	0.30181	0.29314	0.28483	AVRG		0.29382		3.47849	
M	29 1,2-Dichloroethene (total)	0.30541	0.29186	0.27633	0.29793	0.29285	0.28546	AVRG		0.29164		3.44040	
	30 Bromochloromethane	0.10894	0.11913	0.11476	0.12518	0.12387	0.12235	AVRG		0.11904		5.20967	
	31 2-Butanone	0.19304	0.18413	0.20272	0.21666	0.21777	0.20585	AVRG		0.20336		6.47677	

TestAmerica Pittsburgh

INITIAL CALIBRATION DATA

Start Cal Date : 08-NOV-2007 11:27
End Cal Date : 08-NOV-2007 13:26
Quant Method : ISTD
Target Version : 4.14
Integrator : HP RTE
Method file : \\pitsvr06\d\chem\hp3.i\3110807n.b\8260bsoil.m
Last Edit : 08-Nov-2007 13:54 gordonk

Compound	5.0000 Level 1	25.0000 Level 2	50.0000 Level 3	100.0000 Level 4	200.0000 Level 5	250.0000 Level 6	Curve	Coefficients b	Coefficients m1	Coefficients m2	%RSD or R^2	
32 Vinyl Acetate	+++++	+++++	+++++	+++++	+++++	+++++	AVRG		0.000e+000		0.000e+000	<-
33 Ethyl Acetate	+++++	+++++	+++++	+++++	+++++	+++++	AVRG		0.000e+000		0.000e+000	<-
34 Propionitrile	+++++	+++++	+++++	+++++	+++++	+++++	AVRG		0.000e+000		0.000e+000	<-
35 Tetrahydrofuran	+++++	+++++	+++++	+++++	+++++	+++++	AVRG		0.000e+000		0.000e+000	<-
36 Methacrylonitrile	+++++	+++++	+++++	+++++	+++++	+++++	AVRG		0.000e+000		0.000e+000	<-
37 Chloroform	0.44906	0.41806	0.39967	0.43605	0.43536	0.43069	AVRG		0.42815		4.00607	
38 1,1,1-Trichloroethane	14308	54382	100541	215037	436613	543939	QUAD	0.00629	2.78958	0.01486	0.99963	
40 1,1-Dichloropropene	0.38778	0.37728	0.37138	0.40388	0.38688	0.37349	AVRG		0.38345		3.15298	
41 Carbon Tetrachloride	0.25742	0.25682	0.25948	0.29733	0.29387	0.30252	AVRG		0.27791		7.95309	
42 Benzene	1.22673	1.16063	1.13346	1.20115	1.15557	1.10600	AVRG		1.16392		3.78314	
44 Isobutanol	+++++	+++++	+++++	+++++	+++++	+++++	AVRG		0.000e+000		0.000e+000	<-
45 1,2-Dichloroethane	0.35344	0.33888	0.32548	0.35371	0.34653	0.34210	AVRG		0.34336		3.08222	
47 Trichloroethene	0.31243	0.26651	0.26322	0.27969	0.27381	0.26853	AVRG		0.27737		6.53688	
48 n-Butanol	+++++	+++++	+++++	+++++	+++++	+++++	AVRG		0.000e+000		0.000e+000	<-
49 1,2-Dichloropropane	0.31458	0.30413	0.30145	0.32749	0.32156	0.31067	AVRG		0.31331		3.20039	
50 Dibromomethane	0.11977	0.13415	0.13462	0.14705	0.14540	0.14158	AVRG		0.13710		7.31843	
51 Methyl methacrylate	+++++	+++++	+++++	+++++	+++++	+++++	AVRG		0.000e+000		0.000e+000	<-
52 1,4-Dioxane	+++++	+++++	+++++	+++++	+++++	+++++	AVRG		0.000e+000		0.000e+000	<-
53 Bromodichloromethane	0.24911	0.27693	0.27782	0.31669	0.31884	0.31794	AVRG		0.29289		9.97250	
54 2-Nitropropane	+++++	+++++	+++++	+++++	+++++	+++++	AVRG		0.000e+000		0.000e+000	<-
55 2-Methylfuran	+++++	+++++	+++++	+++++	+++++	+++++	AVRG		0.000e+000		0.000e+000	<-
56 2-Chloroethyl vinyl ether	+++++	+++++	+++++	+++++	+++++	+++++	AVRG		0.000e+000		0.000e+000	<-

TestAmerica Pittsburgh

INITIAL CALIBRATION DATA

Start Cal Date : 08-NOV-2007 11:27
End Cal Date : 08-NOV-2007 13:26
Quant Method : ISTD
Target Version : 4.14
Integrator : HP RTE
Method file : \\pitsvr06\d\chem\hp3.i\3110807n.b\8260bsoil.m
Last Edit : 08-Nov-2007 13:54 gordonk

	Compound	5.0000 Level 1	25.0000 Level 2	50.0000 Level 3	100.0000 Level 4	200.0000 Level 5	250.0000 Level 6	Curve	Coefficients b	Coefficients m1	Coefficients m2	%RSD or R^2	
	57 cis-1,3-Dichloropropene	0.32095	0.38756	0.39483	0.44285	0.44361	0.43567	AVRG		0.40424		11.77712	
	58 4-Methyl-2-Pentanone	1.77459	1.75482	1.80210	1.86353	1.68060	1.62119	AVRG		1.74947		4.95935	
	60 Toluene	6.67439	5.89296	5.55599	5.56603	4.92353	4.69546	AVRG		5.55139		12.74986	
	61 trans-1,3-Dichloropropene	1.30864	1.58328	1.58739	1.71614	1.60593	1.56827	AVRG		1.56161		8.63980	
	62 Ethyl methacrylate	+++++	+++++	+++++	+++++	+++++	+++++	AVRG		0.000e+000		0.000e+000	<-
	63 1,3-Dichloropropane	1.95866	1.91352	1.90057	1.92436	1.71031	1.63836	AVRG		1.84096		7.19572	
	64 1,1,2-Trichloroethane	1.05907	1.01080	0.98553	1.01870	0.91327	0.87870	AVRG		0.97768		6.99891	
	65 Tetrachloroethene	7247	32197	61873	128524	257065	307526	QUAD	0.00883	0.90732	0.07159	0.99984	
	66 2-Hexanone	1.27000	1.28407	1.35749	1.40159	1.23096	1.19069	AVRG		1.28913		6.08673	
	67 Dibromochloromethane	0.71043	0.85071	0.85407	0.94072	0.88587	0.87463	AVRG		0.85274		9.01878	
	68 1,2-Dibromoethane	0.96317	1.01387	0.99780	1.02858	0.92900	0.90525	AVRG		0.97294		5.03482	
	70 Chlorobenzene	3.57869	3.42667	3.28421	3.27322	2.79638	2.64480	AVRG		3.16733		11.57456	
	71 1,1,1,2-Tetrachloroethane	1.01323	1.06938	1.03075	1.06842	0.96111	0.92454	AVRG		1.01124		5.77721	
	72 Ethylbenzene	1.98641	1.95837	1.90421	1.90379	1.64119	1.51840	AVRG		1.81873		10.54419	
	73 m + p-Xylene	2.40432	2.38053	2.31520	2.23491	1.85224	1.70031	AVRG		2.14792		13.86084	
	74 Xylene-o	2.37561	2.31698	2.19609	2.14691	1.79374	1.62667	AVRG		2.07600		14.43253	
M	75 Xylenes (total)	2.39475	2.35935	2.27550	2.20557	1.83274	1.67576	AVRG		2.12395		14.03101	
	76 Styrene	3.38374	3.70867	3.67597	3.67926	3.08354	2.79081	AVRG		3.38700		11.20321	
	77 Bromoform	0.48457	0.53762	0.59571	0.66932	0.63147	0.59803	AVRG		0.58612		11.28574	
	78 Isopropylbenzene	5.82100	5.93341	5.71261	5.80206	4.96015	4.32455	AVRG		5.42563		11.85123	
	79 Bromobenzene	0.90017	0.90613	0.87056	0.94551	0.94634	1.06420	AVRG		0.93882		7.23105	
	81 n-Propylbenzene	1.07084	1.09617	1.09071	1.20405	1.16909	1.25121	AVRG		1.15034		6.43189	

TestAmerica Pittsburgh

INITIAL CALIBRATION DATA

Start Cal Date : 08-NOV-2007 11:27
End Cal Date : 08-NOV-2007 13:26
Quant Method : ISTD
Target Version : 4.14
Integrator : HP RTE
Method file : \\pitsvr06\d\chem\hp3.i\3110807n.b\8260bsoil.m
Last Edit : 08-Nov-2007 13:54 gordonk

	Compound	5.0000 Level 1	25.0000 Level 2	50.0000 Level 3	100.0000 Level 4	200.0000 Level 5	250.0000 Level 6	Curve	Coefficients b	m1	m2	%RSD or R^2	
82	2-Chlorotoluene	0.95316	0.94107	0.89817	0.98512	0.98406	1.03295	AVRG		0.96576		4.75863	
83	1,1,2,2-Tetrachloroethane	1.54276	1.48139	1.50888	1.51359	1.24069	1.12630	AVRG		1.40227		12.43473	
84	1,2,3-Trichloropropane	0.31864	0.28750	0.30666	0.32660	0.32775	0.37883	AVRG		0.32433		9.44063	
85	4-Chlorotoluene	0.95967	0.97635	0.88344	0.95740	0.93983	1.00457	AVRG		0.95354		4.26725	
86	1,3,5-Trimethylbenzene	3.32863	3.33831	3.23213	3.49095	3.27173	3.02228	AVRG		3.28067		4.70331	
87	tert-Butylbenzene	2.80395	2.85096	2.82707	3.09858	2.99796	2.69218	AVRG		2.87845		5.06746	
88	1,2,4-Trimethylbenzene	3.33864	3.34685	3.29141	3.60006	3.42620	3.09875	AVRG		3.35032		4.90516	
89	sec-Butylbenzene	4.46790	4.48866	4.38432	4.83874	4.58206	3.92094	AVRG		4.44710		6.77993	
90	4-Isopropyltoluene	3.54130	3.55035	3.46623	3.79339	3.43065	2.82068	AVRG		3.43377		9.49430	
91	1,3-Dichlorobenzene	1.77017	1.74582	1.65767	1.78923	1.67214	1.65857	AVRG		1.71560		3.47874	
93	1,4-Dichlorobenzene	1.82726	1.77285	1.69281	1.85626	1.73612	1.71269	AVRG		1.76633		3.67226	
94	n-Butylbenzene	3.47817	3.47417	3.40144	3.83111	3.35315	2.73729	AVRG		3.37922		10.55630	
95	1,2-Dichlorobenzene	1.69050	1.66576	1.55444	1.72119	1.58936	1.54161	AVRG		1.62714		4.63018	
96	1,2-Dibromo-3-chloropropane	1326	7955	18164	42941	75919	83186	QUAD	0.04938	4.77502	-0.48744	0.99644	
97	1,2,4-Trichlorobenzene	1.05732	1.07182	1.00433	1.19332	0.96059	0.81666	AVRG		1.01734		12.37102	
98	Hexachlorobutadiene	0.55002	0.52805	0.52728	0.66574	0.51591	0.36996	AVRG		0.52616		17.94218	<-
99	Naphthalene	3.10364	2.59098	2.63195	3.06173	2.61708	2.62746	AVRG		2.77214		8.70557	
100	1,2,3-Trichlorobenzene	0.99516	0.93046	0.91710	1.05557	0.88544	0.80047	AVRG		0.93070		9.48227	
101	Tetrahydrothiophene	+++++	+++++	+++++	+++++	+++++	+++++	AVRG		0.000e+000		0.000e+000	<-
102	Cyclohexanone	+++++	+++++	+++++	+++++	+++++	+++++	AVRG		0.000e+000		0.000e+000	<-
104	1,4-Dichlorobutane	+++++	+++++	+++++	+++++	+++++	+++++	AVRG		0.000e+000		0.000e+000	<-
105	1-Chlorohexane	+++++	+++++	+++++	+++++	+++++	+++++	AVRG		0.000e+000		0.000e+000	<-

TestAmerica Pittsburgh

INITIAL CALIBRATION DATA

Start Cal Date : 08-NOV-2007 11:27
End Cal Date : 08-NOV-2007 13:26
Quant Method : ISTD
Target Version : 4.14
Integrator : HP RTE
Method file : \\pitsvr06\d\chem\hp3.i\3110807n.b\8260bsoil.m
Last Edit : 08-Nov-2007 13:54 gordonk

Compound	5.0000 Level 1	25.0000 Level 2	50.0000 Level 3	100.0000 Level 4	200.0000 Level 5	250.0000 Level 6	Curve	Coefficients b	Coefficients m1	Coefficients m2	%RSD or R^2	
165 1,3,5-Trichlorobenzene	1.33831	1.20439	1.18341	1.35971	1.09853	0.83944	AVRG		1.17063		16.21058	
$ 39 Dibromofluoromethane	0.27081	0.19595	0.19109	0.20191	0.20770	0.19609	AVRG		0.21059		14.26813	
$ 43 1,2-Dichloroethane-d4	0.30763	0.23933	0.23546	0.25260	0.25434	0.24111	AVRG		0.25508		10.51390	
$ 59 Toluene-d8	5.61410	4.30563	4.26863	4.16013	3.86213	3.59258	AVRG		4.30053		16.24249	<-
$ 80 Bromofluorobenzene	1.99659	1.54965	1.56814	1.55949	1.41539	1.21315	AVRG		1.55040		16.60653	<-

TestAmerica Pittsburgh

INITIAL CALIBRATION DATA

Start Cal Date : 08-NOV-2007 11:27
End Cal Date : 08-NOV-2007 13:26
Quant Method : ISTD
Target Version : 4.14
Integrator : HP RTE
Method file : \\pitsvr06\d\chem\hp3.i\3110807n.b\8260bsoil.m
Last Edit : 08-Nov-2007 13:54 gordonk

Curve	Formula	Units
Averaged	Amt = Rsp/m1	Response
Quad	Amt = b + m1*Rsp + m2*Rsp^2	Response

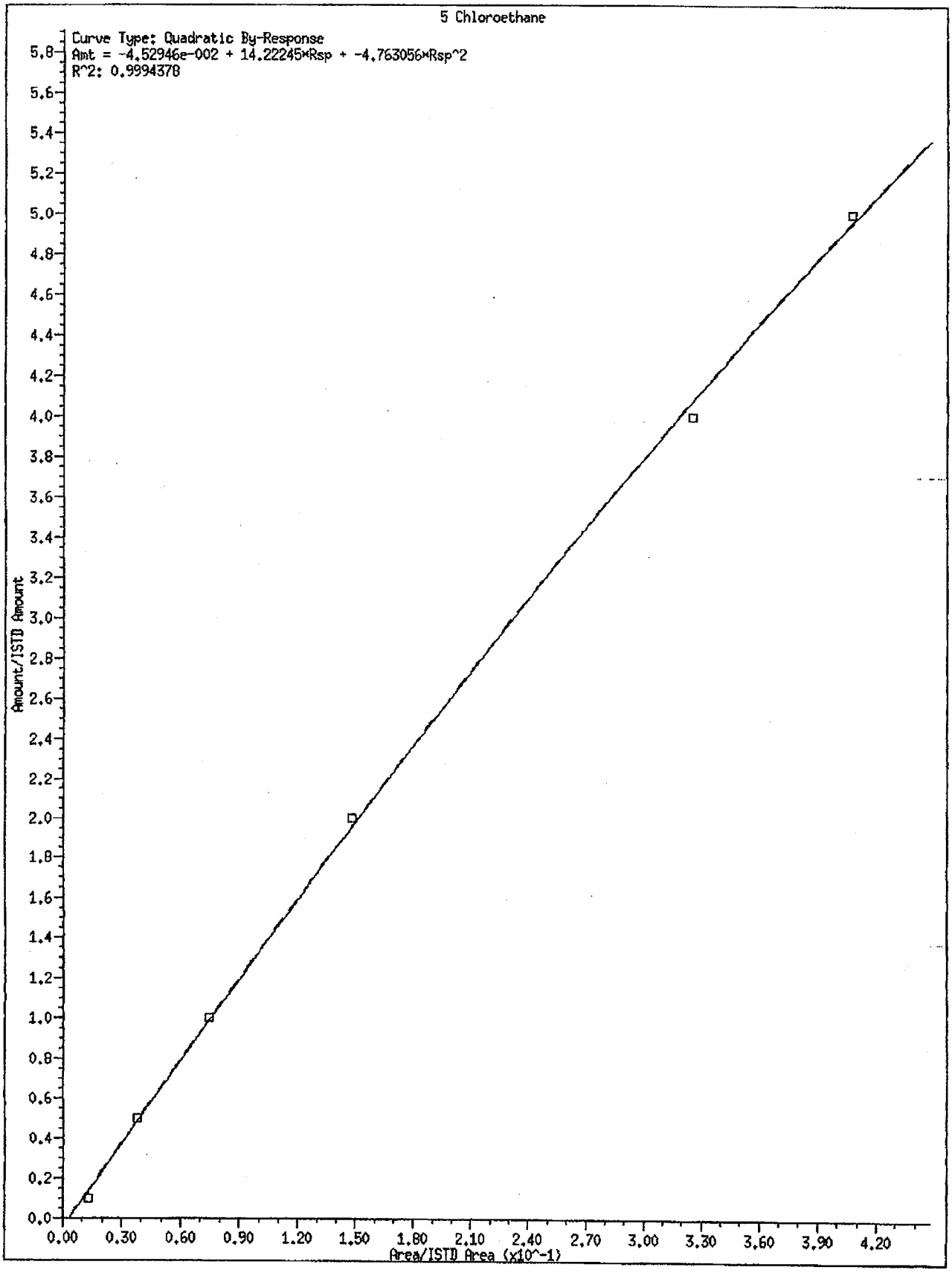
5 Chloroethane
Curve Type: Quadratic By-Response
Amt = -4.52946e-002 + 14.22245*Rsp + -4.763056*Rsp^2
R^2: 0.9994378
Amount/ISTD Amount
Area/ISTD Area (x10^-1)
0.0
0.2
0.4
0.6
0.8
1.0
1.2
1.4
1.6
1.8
2.0
2.2
2.4
2.6
2.8
3.0
3.2
3.4
3.6
3.8
4.0
4.2
4.4
4.6
4.8
5.0
5.2
5.4
5.6
5.8
0.00
0.30
0.60
0.90
1.20
1.50
1.80
2.10
2.40
2.70
3.00
3.30
3.60
3.90
4.20


166 Trichlorofluoromethane
Curve Type: Averaged By-Response
Amt = Rsp/0.248481
%RSD: 27.127
Amount/ISTD Amount
Area/ISTD Area (x10^-1)

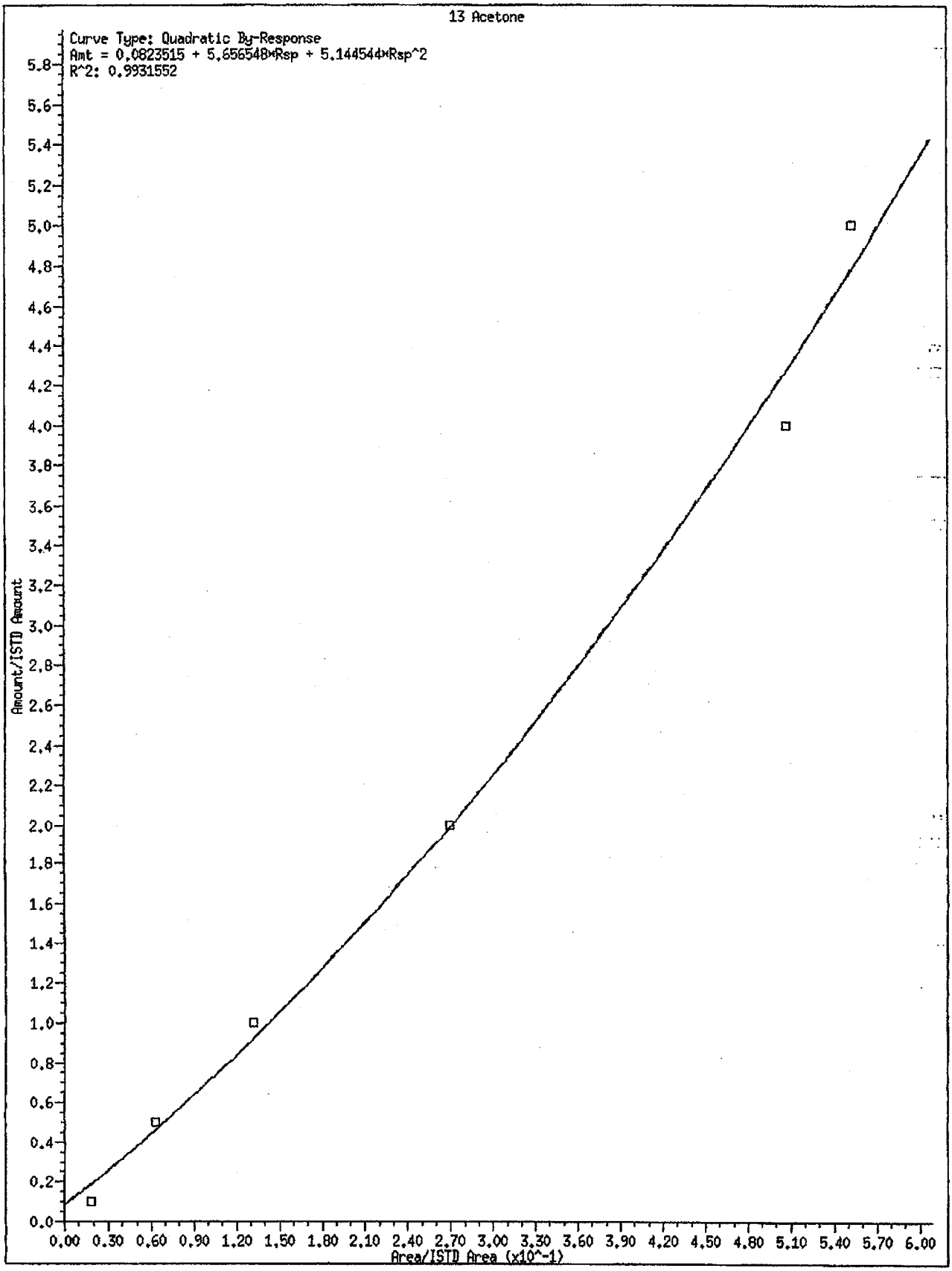
13 Acetone
Curve Type: Quadratic By-Response
Amt = 0.0823515 + 5.656548*Rsp + 5.144544*Rsp^2
R^2: 0.9931552
Amount/ISTD Amount
Area/ISTD Area (x10^-1)
0.0
0.2
0.4
0.6
0.8
1.0
1.2
1.4
1.6
1.8
2.0
2.2
2.4
2.6
2.8
3.0
3.2
3.4
3.6
3.8
4.0
4.2
4.4
4.6
4.8
5.0
5.2
5.4
5.6
5.8
0.00 0.30 0.60 0.90 1.20 1.50 1.80 2.10 2.40 2.70 3.00 3.30 3.60 3.90 4.20 4.50 4.80 5.10 5.40 5.70 6.00

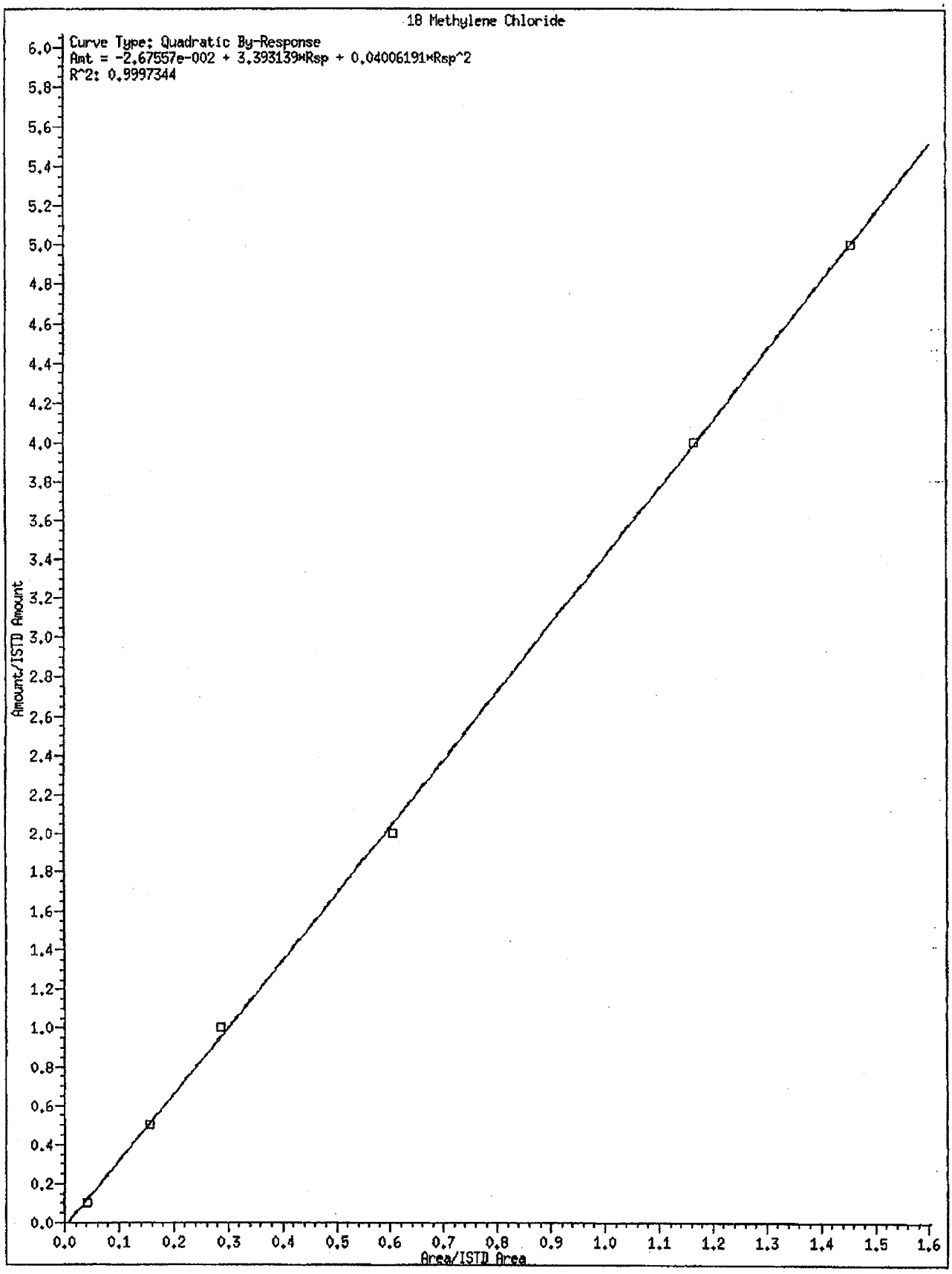
18 Methylene Chloride
Curve Type: Quadratic By-Response
Amt = -2.67557e-002 + 3.393139*Rsp + 0.04006191*Rsp^2
R^2: 0.9997344
Amount/ISTD Amount
Area/ISTD Area
0.0
0.2
0.4
0.6
0.8
1.0
1.2
1.4
1.6
1.8
2.0
2.2
2.4
2.6
2.8
3.0
3.2
3.4
3.6
3.8
4.0
4.2
4.4
4.6
4.8
5.0
5.2
5.4
5.6
5.8
6.0
0.0
0.1
0.2
0.3
0.4
0.5
0.6
0.7
0.8
0.9
1.0
1.1
1.2
1.3
1.4
1.5
1.6

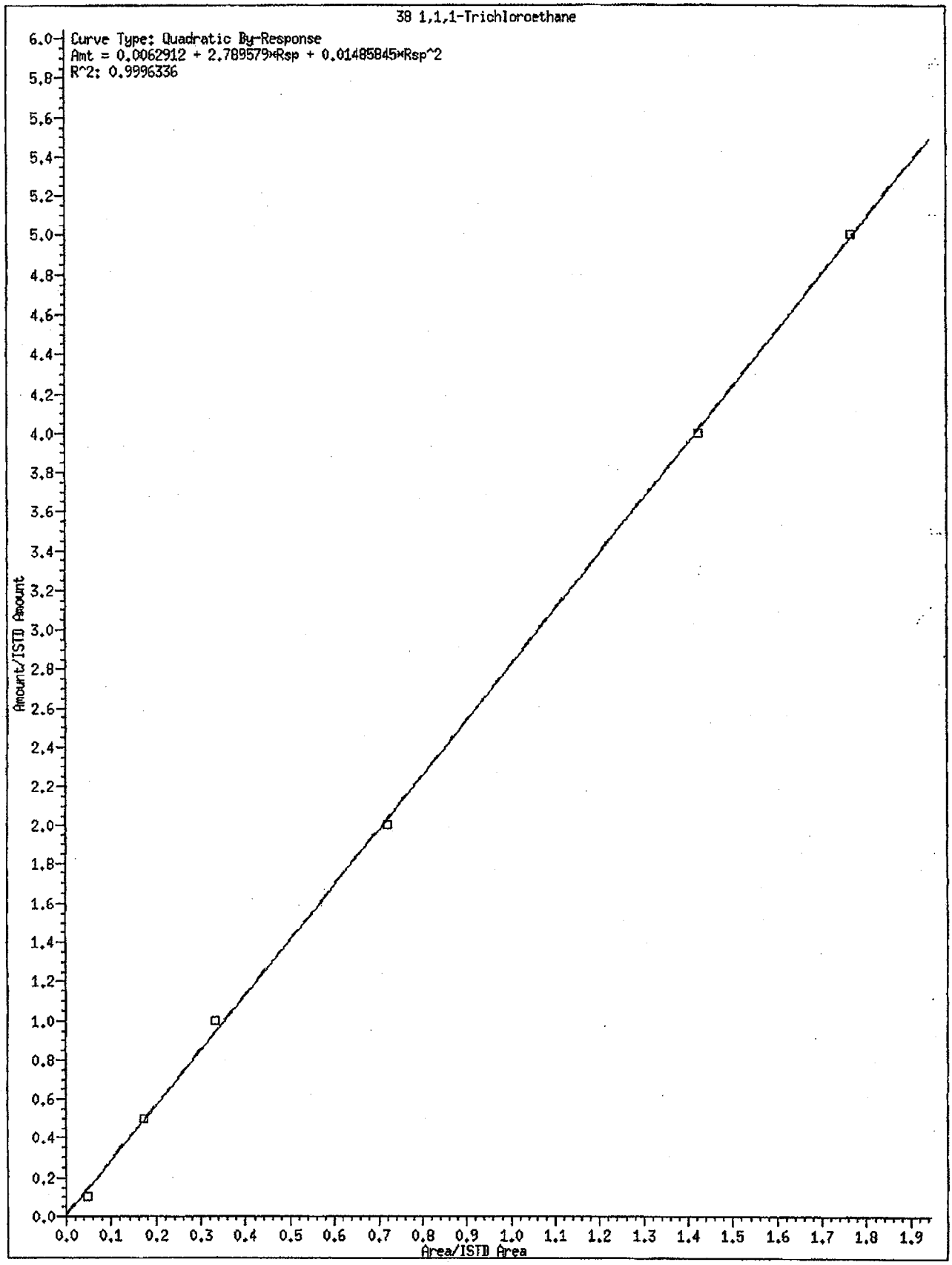
38 1,1,1-Trichloroethane
Curve Type: Quadratic By-Response
Amt = 0.0062912 + 2.789579*Rsp + 0.01485845*Rsp^2
R^2: 0.9996336
Amount/ISTD Amount
Area/ISTD Area
0.0 0.1 0.2 0.3 0.4 0.5 0.6 0.7 0.8 0.9 1.0 1.1 1.2 1.3 1.4 1.5 1.6 1.7 1.8 1.9
0.0 0.2 0.4 0.6 0.8 1.0 1.2 1.4 1.6 1.8 2.0 2.2 2.4 2.6 2.8 3.0 3.2 3.4 3.6 3.8 4.0 4.2 4.4 4.6 4.8 5.0 5.2 5.4 5.6 5.8 6.0

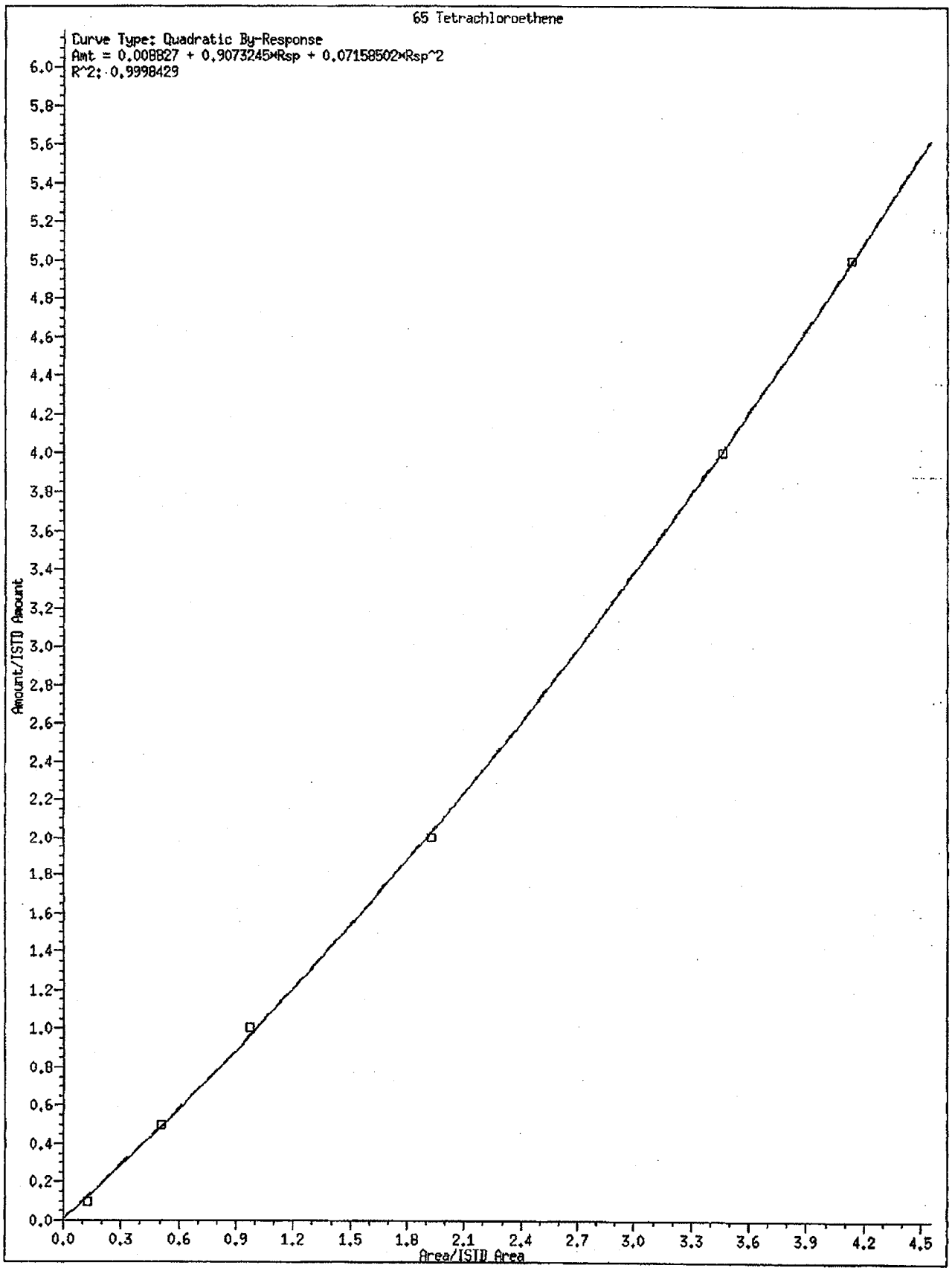
65 Tetrachloroethene
Curve Type: Quadratic By-Response
Amt = 0.008827 + 0.9073245*Rsp + 0.07158502*Rsp^2
R^2: 0.9998429
Amount/ISTD Amount
Area/ISTD Area
0.0
0.2
0.4
0.6
0.8
1.0
1.2
1.4
1.6
1.8
2.0
2.2
2.4
2.6
2.8
3.0
3.2
3.4
3.6
3.8
4.0
4.2
4.4
4.6
4.8
5.0
5.2
5.4
5.6
5.8
6.0
0.0
0.3
0.6
0.9
1.2
1.5
1.8
2.1
2.4
2.7
3.0
3.3
3.6
3.9
4.2
4.5

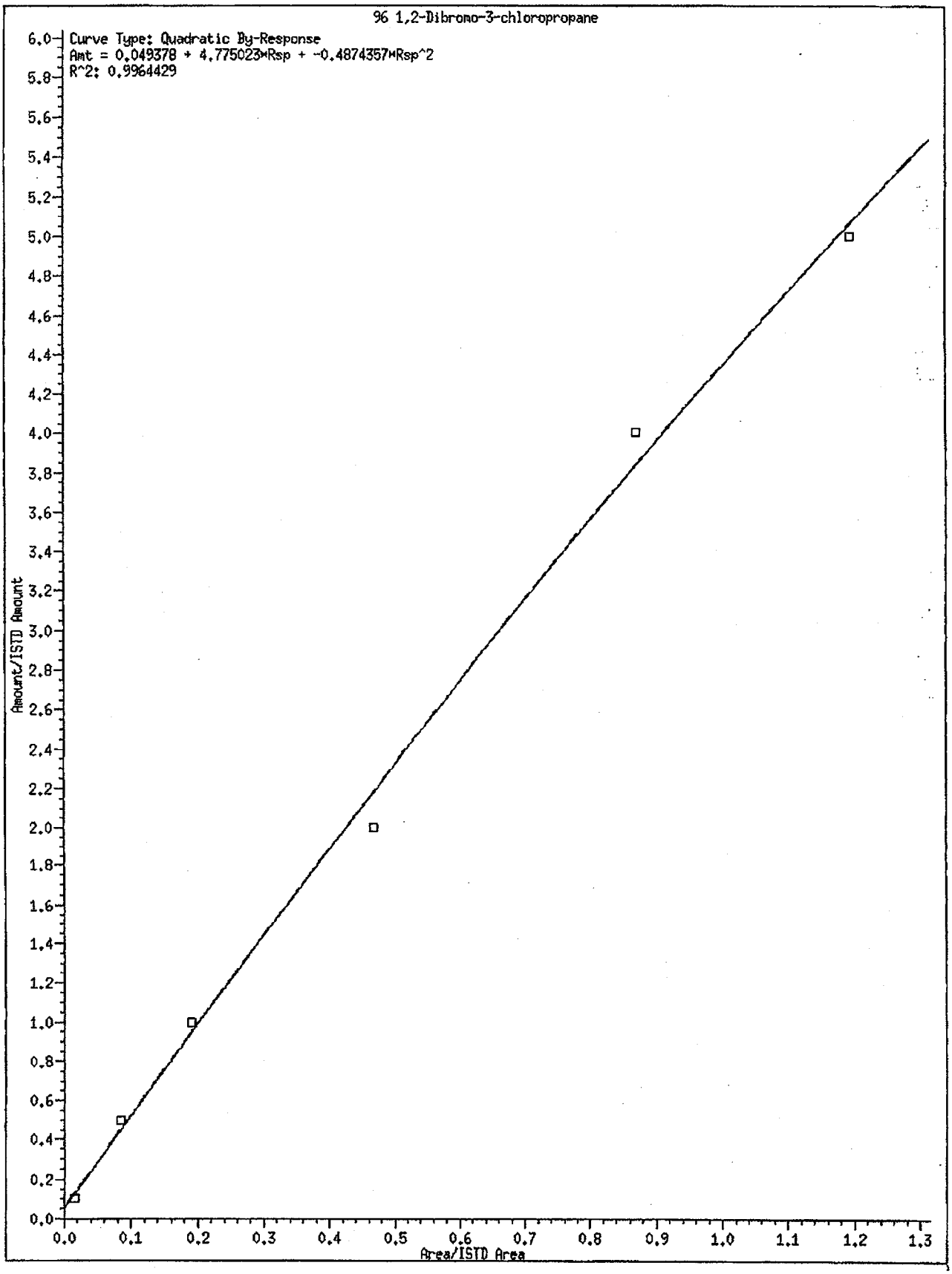
96 1,2-Dibromo-3-chloropropane
Curve Type: Quadratic By-Response
Amt = 0.049378 + 4.775023*Rsp + -0.4874357*Rsp^2
R^2: 0.9964429
Amount/ISTD Amount
Area/ISTD Area
0.0
0.2
0.4
0.6
0.8
1.0
1.2
1.4
1.6
1.8
2.0
2.2
2.4
2.6
2.8
3.0
3.2
3.4
3.6
3.8
4.0
4.2
4.4
4.6
4.8
5.0
5.2
5.4
5.6
5.8
6.0
0.0
0.1
0.2
0.3
0.4
0.5
0.6
0.7
0.8
0.9
1.0
1.1
1.2
1.3

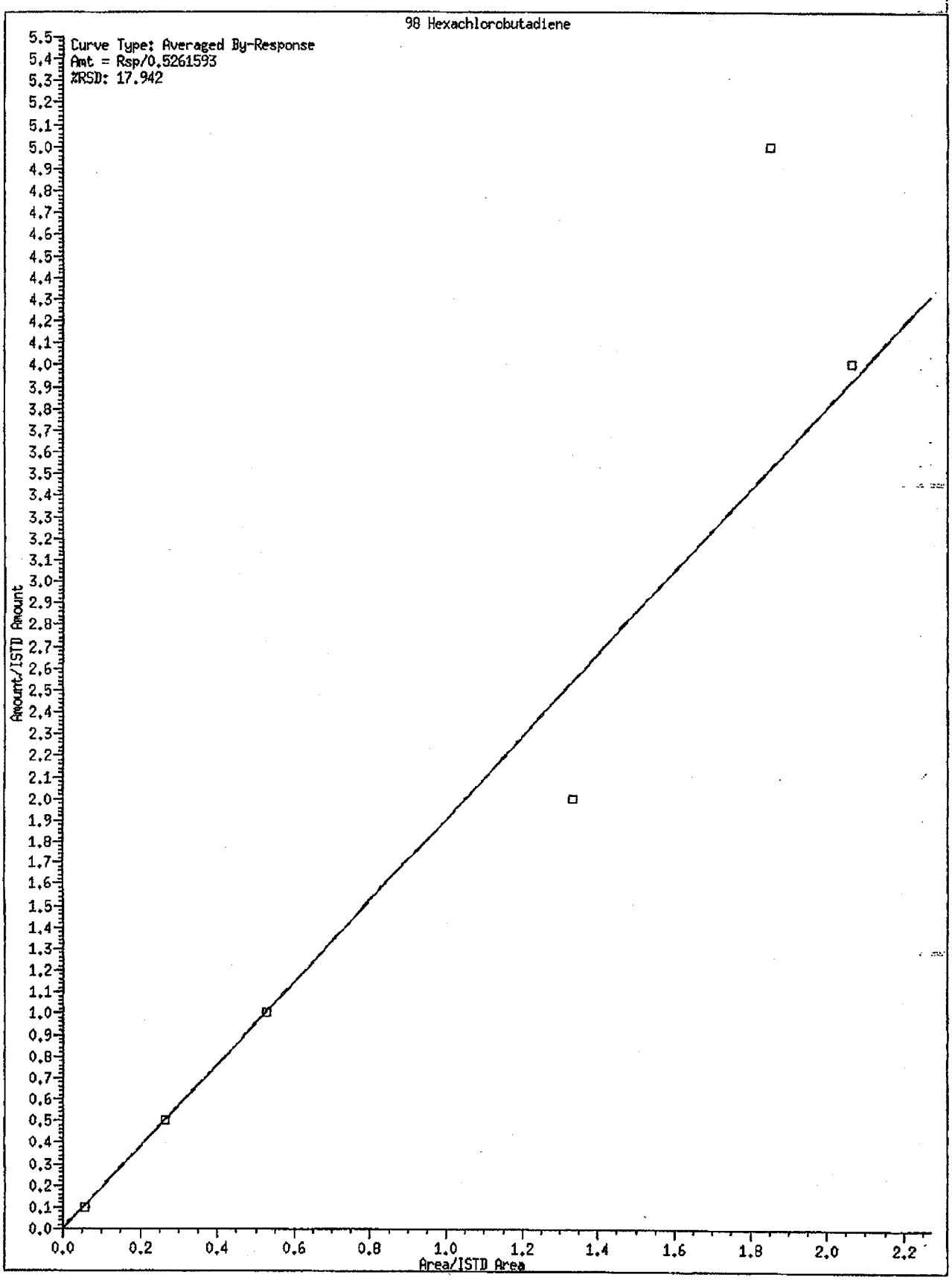
98 Hexachlorobutadiene
Curve Type: Averaged By-Response
Amt = Rsp/0.5261593
%RSD: 17.942
Amount/ISTD Amount
Area/ISTD Area
0.0
0.2
0.4
0.6
0.8
1.0
1.2
1.4
1.6
1.8
2.0
2.2
5.5
5.4
5.3
5.2
5.1
5.0
4.9
4.8
4.7
4.6
4.5
4.4
4.3
4.2
4.1
4.0
3.9
3.8
3.7
3.6
3.5
3.4
3.3
3.2
3.1
3.0
2.9
2.8
2.7
2.6
2.5
2.4
2.3
2.2
2.1
2.0
1.9
1.8
1.7
1.6
1.5
1.4
1.3
1.2
1.1
1.0
0.9
0.8
0.7
0.6
0.5
0.4
0.3
0.2
0.1
0.0


165 1,3,5-Trichlorobenzene
Curve Type: Averaged By-Response
Amt = Rsp/1.170629
%RSD: 16.211
Amount/ISTD Amount
Area/ISTD Area

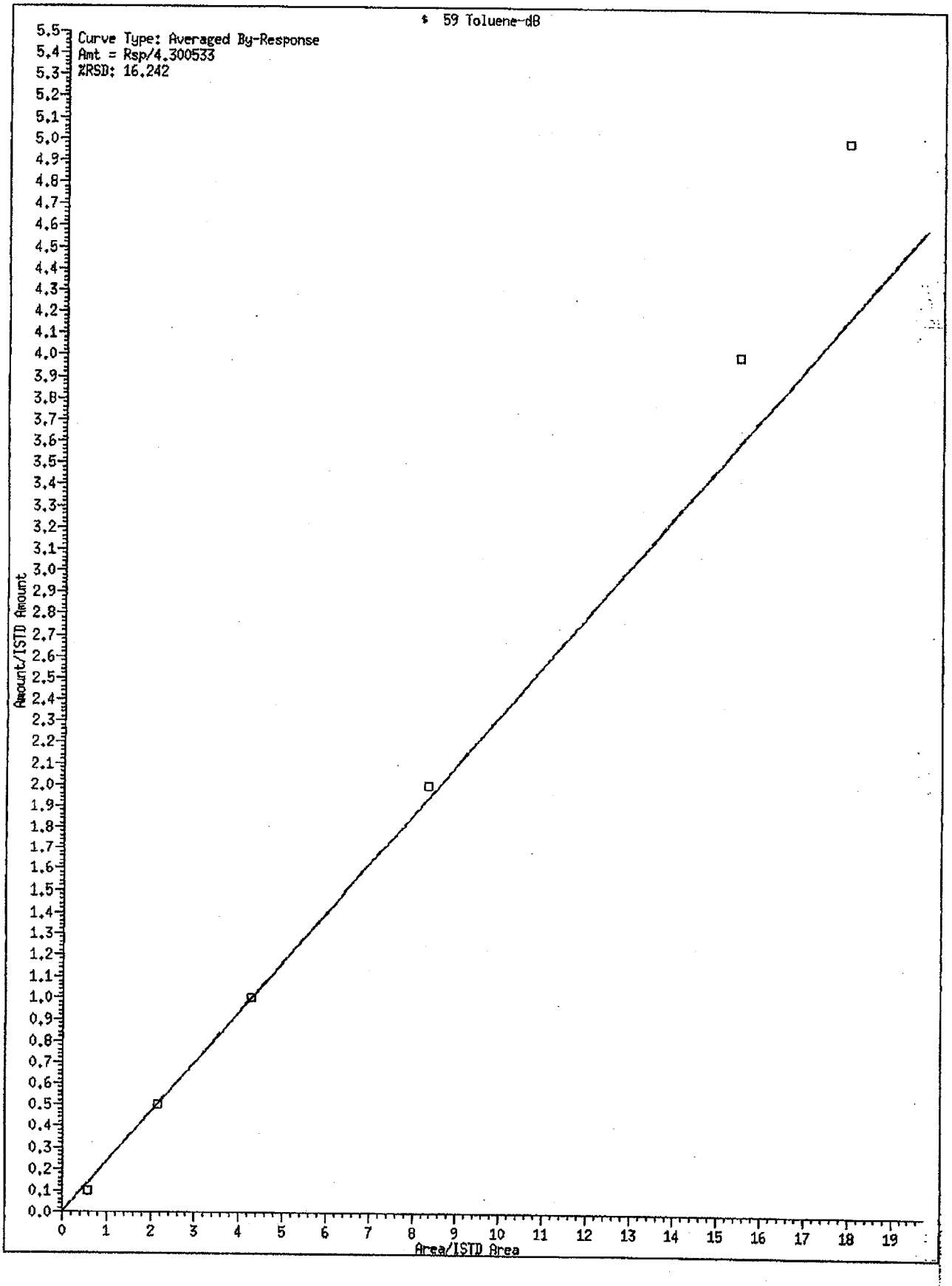
$ 59 Toluene-d8
Curve Type: Averaged By-Response
Amt = Rsp/4.300533
%RSD: 16.242
Amount/ISTD Amount
Area/ISTD Area

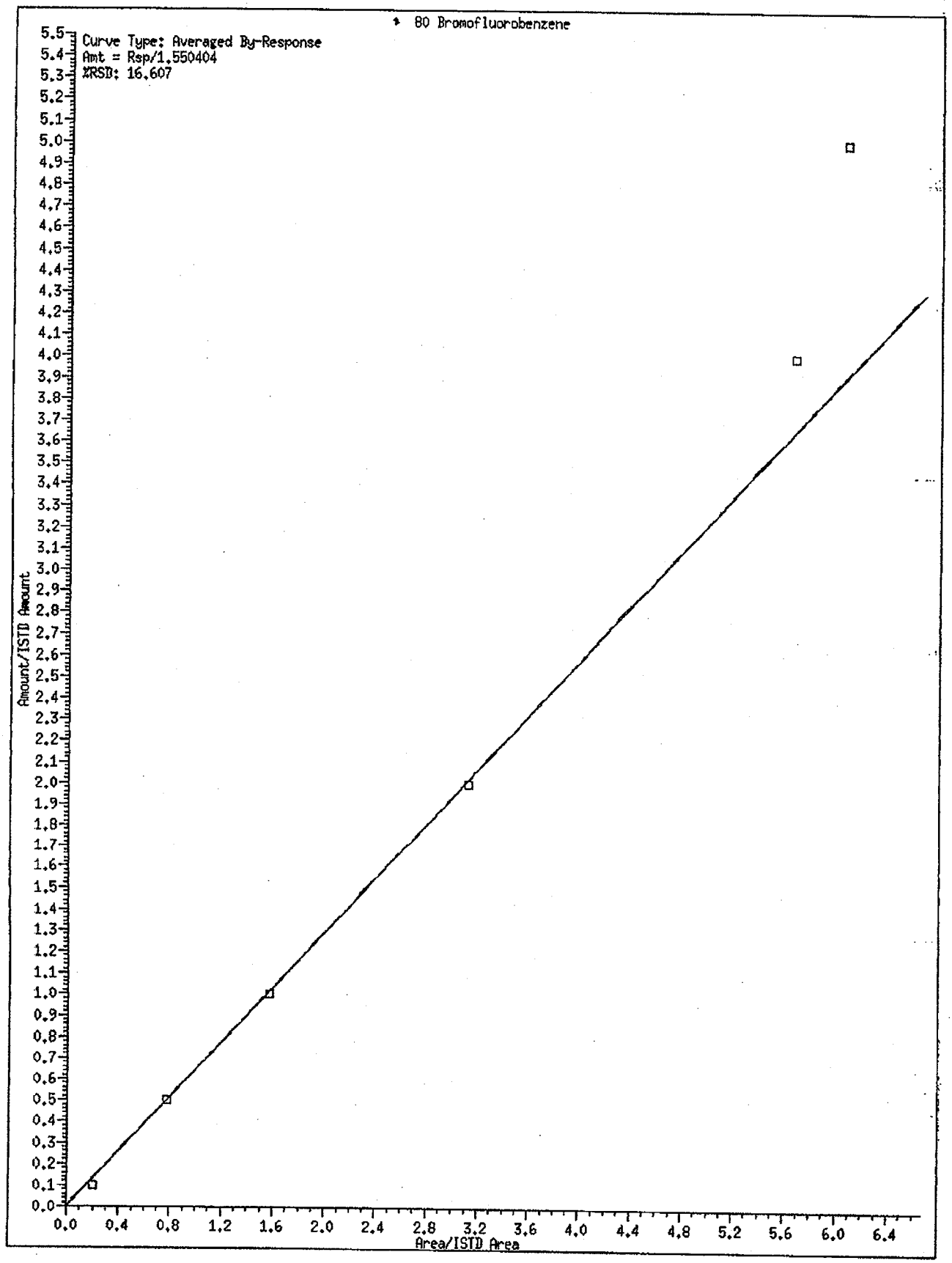
80 Bromofluorobenzene
Curve Type: Averaged By-Response
Amt = Rsp/1.550404
%RSD: 16.607
Amount/ISTD Amount
Area/ISTD Area
0.0
0.4
0.8
1.2
1.6
2.0
2.4
2.8
3.2
3.6
4.0
4.4
4.8
5.2
5.6
6.0
6.4

5A

VOLATILE ORGANIC INSTRUMENT PERFORMANCE CHECK
BROMOFLUOROBENZENE (BFB)

Lab Name: TESTAMERICA PITTSBURGH Contract:

Lab Code: TA Case No.: SAS No.: SDG No.: C7K020180

Lab File ID: BF31110 BFB Injection Date: 11/10/07

Instrument ID: HP3 BFB Injection Time: 0850

GC Column: DB624 20M ID: 0.18 (mm) Heated Purge: (Y/N) Y

m/e	ION ABUNDANCE CRITERIA	% RELATIVE ABUNDANCE
50	15.0 - 40.0% of mass 95	21.8
75	30.0 - 60.0% of mass 95	44.7
95	Base Peak, 100% relative abundance	100.0
96	5.0 - 9.0% of mass 95	6.5
173	Less than 2.0% of mass 174	0.0 (0.0)1
174	50.0 - 100.0% of mass 95	73.0
175	5.0 - 9.0% of mass 174	5.1 (7.0)1
176	95.0 - 101.0% of mass 174	72.0 (98.7)1
177	5.0 - 9.0% of mass 176	4.4 (6.1)2

1-Value is % mass 174 2-Value is % mass 176

THIS CHECK APPLIES TO THE FOLLOWING SAMPLES, MS, MSD, BLANKS, AND STANDARDS:

	EPA SAMPLE NO.	LAB SAMPLE ID	LAB FILE ID	DATE ANALYZED	TIME ANALYZED
01	VSTD50	VSTD50	CC31110	11/10/07	0925
02	INTRA-LAB BL	KA07J1AA	3111001	11/10/07	1007
03	FMC-24	KAEM31AV	3111002	11/10/07	1031
04	INTRA-LAB CH	KA07J1AC	3111003	11/10/07	1055
05	FMC-24	KAEM31A1	3111004	11/10/07	1119
06	FMC-24	KAEM31A2	3111005	11/10/07	1143
07	FMC-9	KAERC1AV	3111006	11/10/07	1207
08	FMC-10	KAERF1AV	3111007	11/10/07	1231
09	FMC-11	KAERJ1AV	3111008	11/10/07	1255
10	FMC-12	KAERM1AV	3111009	11/10/07	1319
11	FMC-13	KAERT1AV	3111010	11/10/07	1343
12	FMC-14	KAER01AV	3111011	11/10/07	1407
13	FMC-15	KAETX1AV	3111012	11/10/07	1431
14	FMC-16	KAET31AV	3111013	11/10/07	1455
15	FMC-17	KAET71AV	3111014	11/10/07	1519
16	FMC-18	KAEVC1AV	3111015	11/10/07	1543
17	FMC-19	KAEVF1AV	3111016	11/10/07	1607
18	FMC-20	KAEVN1AV	3111017	11/10/07	1631
19	FMC-21	KAEV01AV	3111018	11/10/07	1655
20	FMC-22	KAEV31AV	3111019	11/10/07	1719
21	FMC-23	KAEV91AV	3111020	11/10/07	1743
22	FMC-3	KAEWD1AV	3111021	11/10/07	1807

5A
VOLATILE ORGANIC INSTRUMENT PERFORMANCE CHECK
BROMOFLUOROBENZENE (BFB)

Lab Name: TESTAMERICA PITTSBURGH Contract:

Lab Code: TA Case No.: SAS No.: SDG No.: C7K020180

Lab File ID: BF31110 BFB Injection Date: 11/10/07

Instrument ID: HP3 BFB Injection Time: 0850

GC Column: DB624 20M ID: 0.18 (mm) Heated Purge: (Y/N) Y

m/e	ION ABUNDANCE CRITERIA	% RELATIVE ABUNDANCE
50	15.0 - 40.0% of mass 95	21.8
75	30.0 - 60.0% of mass 95	44.7
95	Base Peak, 100% relative abundance	100.0
96	5.0 - 9.0% of mass 95	6.5
173	Less than 2.0% of mass 174	0.0 (0.0)1
174	50.0 - 100.0% of mass 95	73.0
175	5.0 - 9.0% of mass 174	5.1 (7.0)1
176	95.0 - 101.0% of mass 174	72.0 (98.7)1
177	5.0 - 9.0% of mass 176	4.4 (6.1)2

1-Value is % mass 174 2-Value is % mass 176

THIS CHECK APPLIES TO THE FOLLOWING SAMPLES, MS, MSD, BLANKS, AND STANDARDS:

	EPA SAMPLE NO.	LAB SAMPLE ID	LAB FILE ID	DATE ANALYZED	TIME ANALYZED
01	FMC-4	KAEWN1AV	3111022	11/10/07	1831
02	FMC-5	KAEWQ1AV	3111023	11/10/07	1855
03	FMC-6	KAEWX1AV	3111024	11/10/07	1918
04					
05					
06					
07					
08					
09					
10					
11					
12					
13					
14					
15					
16					
17					
18					
19					
20					
21					
22					

TestAmerica Pittsburgh

CONTINUING CALIBRATION COMPOUNDS

Instrument ID: hp3.i
Lab File ID: CC31110.D
Analysis Type: SOIL
Lab Sample ID: VSTD50
Method: \\pitsvr06\d\chem\hp3.i\3111007d.b\8260bsoil.m

Injection Date: 10-NOV-2007 09:25
Init. Cal. Date(s): 10-OCT-2007 08-NOV-2007
Init. Cal. Times: 08:02 13:26
Quant Type: ISTD

COMPOUND	RRF / AMOUNT	RF50	CCAL RRF50	MIN RRF	%D / %DRIFT	MAX %D / %DRIFT	CURVE TYPE
$ 39 Dibromofluoromethane	0.21059	0.19546	0.19546	0.010	7.18535	25.00000	Averaged
$ 43 1,2-Dichloroethane-d4	0.25508	0.24840	0.24840	0.010	2.61832	25.00000	Averaged
$ 59 Toluene-d8	4.30053	4.11357	4.11357	0.010	4.34735	25.00000	Averaged
$ 80 Bromofluorobenzene	1.55040	1.54726	1.54726	0.010	0.20254	25.00000	Averaged
1 Dichlorodifluoromethane	0.28214	0.28775	0.28775	0.010	-1.98881	25.00000	Averaged
2 Chloromethane	0.43217	0.42993	0.42993	0.100	0.51878	25.00000	Averaged
3 Vinyl Chloride	0.34044	0.34244	0.34244	0.010	-0.58608	20.00000	Averaged
4 Bromomethane	0.06448	0.06819	0.06819	0.010	-5.75338	25.00000	Averaged
5 Chloroethane	250	279	0.08404	0.010	-11.63151	0.000e+000	Quadratic
166 Trichlorofluoromethane	0.24848	0.25308	0.25308	0.010	-1.85001	25.00000	Averaged
10 1,1,2-trichloro-1,2,2-trifl	0.25741	0.23780	0.23780	0.010	7.61850	25.00000	Averaged
12 1,1-Dichloroethene	0.27137	0.24718	0.24718	0.010	8.91516	20.00000	Averaged
15 Carbon Disulfide	0.87243	0.80582	0.80582	0.010	7.63487	25.00000	Averaged
13 Acetone	250	207	0.11901	0.010	17.15866	0.000e+000	Quadratic
18 Methylene Chloride	250	233	0.28107	0.010	6.98735	0.000e+000	Quadratic
19 trans-1,2-Dichloroethene	0.28946	0.27632	0.27632	0.010	4.54242	25.00000	Averaged
20 Methyl tert-butyl ether	0.75884	0.74821	0.74821	0.010	1.40004	25.00000	Averaged
24 1,1-Dichloroethane	0.55546	0.51810	0.51810	0.100	6.72697	25.00000	Averaged
27 2,2-Dichloropropane	0.22935	0.24422	0.24422	0.010	-6.48375	25.00000	Averaged
28 cis-1,2-dichloroethene	0.29382	0.28287	0.28287	0.010	3.72453	25.00000	Averaged
M 29 1,2-Dichloroethene (total)	0.29164	0.27960	0.27960	0.010	4.13042	25.00000	Averaged
30 Bromochloromethane	0.11904	0.11616	0.11616	0.010	2.41309	25.00000	Averaged
31 2-Butanone	0.20336	0.18726	0.18726	0.010	7.91908	25.00000	Averaged
37 Chloroform	0.42815	0.42039	0.42039	0.010	1.81093	20.00000	Averaged
38 1,1,1-Trichloroethane	250	247	0.35181	0.010	1.04637	0.000e+000	Quadratic
40 1,1-Dichloropropene	0.38345	0.38370	0.38370	0.010	-0.06609	25.00000	Averaged
41 Carbon Tetrachloride	0.27791	0.28840	0.28840	0.010	-3.77690	25.00000	Averaged
42 Benzene	1.16392	1.11929	1.11929	0.010	3.83435	25.00000	Averaged
45 1,2-Dichloroethane	0.34336	0.33683	0.33683	0.010	1.90161	25.00000	Averaged
47 Trichloroethene	0.27737	0.26325	0.26325	0.010	5.08970	25.00000	Averaged
49 1,2-Dichloropropane	0.31331	0.29668	0.29668	0.010	5.30889	20.00000	Averaged
50 Dibromomethane	0.13710	0.13656	0.13656	0.010	0.39155	25.00000	Averaged
53 Bromodichloromethane	0.29289	0.29655	0.29655	0.010	-1.25003	25.00000	Averaged
57 cis-1,3-Dichloropropene	0.40424	0.39922	0.39922	0.010	1.24311	25.00000	Averaged
58 4-Methyl-2-Pentanone	1.74947	1.69653	1.69653	0.010	3.02587	25.00000	Averaged
60 Toluene	5.55139	5.41210	5.41210	0.010	2.50915	20.00000	Averaged
61 trans-1,3-Dichloropropene	1.56161	1.59122	1.59122	0.010	-1.89664	25.00000	Averaged
63 1,3-Dichloropropane	1.84096	1.82693	1.82693	0.010	0.76245	25.00000	Averaged
64 1,1,2-Trichloroethane	0.97768	0.95902	0.95902	0.010	1.90864	25.00000	Averaged
65 Tetrachloroethene	250	240	0.97254	0.010	4.10575	0.000e+000	Quadratic
66 2-Hexanone	1.28913	1.20851	1.20851	0.010	6.25446	25.00000	Averaged
67 Dibromochloromethane	0.85274	0.90379	0.90379	0.010	-5.98648	25.00000	Averaged
68 1,2-Dibromoethane	0.97294	0.96440	0.96440	0.010	0.87815	25.00000	Averaged

TestAmerica Pittsburgh

CONTINUING CALIBRATION COMPOUNDS

Instrument ID: hp3.i
Lab File ID: CC31110.D
Analysis Type: SOIL
Lab Sample ID: VSTD50
Method: \\pitsvr06\d\chem\hp3.i\3111007d.b\8260bsoil.m

Injection Date: 10-NOV-2007 09:25
Init. Cal. Date(s): 10-OCT-2007 08-NOV-2007
Init. Cal. Times: 08:02 13:26
Quant Type: ISTD

COMPOUND	RRF / AMOUNT	RF50	CCAL RRF50	MIN RRF	%D / %DRIFT	MAX %D / %DRIFT	CURVE TYPE
70 Chlorobenzene	3.16733	3.15713	3.15713	0.300	0.32199	25.00000	Averaged
71 1,1,1,2-Tetrachloroethane	1.01124	1.05924	1.05924	0.010	-4.74639	25.00000	Averaged
72 Ethylbenzene	1.81873	1.86289	1.86289	0.010	-2.42816	20.00000	Averaged
73 m + p-Xylene	2.14792	2.22452	2.22452	0.010	-3.56649	25.00000	Averaged
74 Xylene-o	2.07600	2.14713	2.14713	0.010	-3.42624	25.00000	Averaged
M 75 Xylenes (total)	2.12395	2.19873	2.19873	0.010	-3.52079	25.00000	Averaged
76 Styrene	3.38700	3.54971	3.54971	0.010	-4.80411	25.00000	Averaged
77 Bromoform	0.58612	0.62164	0.62164	0.100	-6.05918	25.00000	Averaged
78 Isopropylbenzene	5.42563	5.69619	5.69619	0.010	-4.98667	25.00000	Averaged
79 Bromobenzene	0.93882	0.87103	0.87103	0.010	7.22065	25.00000	Averaged
81 n-Propylbenzene	1.15034	1.10078	1.10078	0.010	4.30852	25.00000	Averaged
82 2-Chlorotoluene	0.96576	0.92414	0.92414	0.010	4.30924	25.00000	Averaged
83 1,1,2,2-Tetrachloroethane	1.40227	1.37105	1.37105	0.300	2.22651	25.00000	Averaged
84 1,2,3-Trichloropropane	0.32433	0.29162	0.29162	0.010	10.08506	25.00000	Averaged
85 4-Chlorotoluene	0.95354	0.89968	0.89968	0.010	5.64891	25.00000	Averaged
86 1,3,5-Trimethylbenzene	3.28067	3.31307	3.31307	0.010	-0.98753	25.00000	Averaged
87 tert-Butylbenzene	2.87845	2.88420	2.88420	0.010	-0.19993	25.00000	Averaged
88 1,2,4-Trimethylbenzene	3.35032	3.38559	3.38559	0.010	-1.05262	25.00000	Averaged
89 sec-Butylbenzene	4.44710	4.54246	4.54246	0.010	-2.14420	25.00000	Averaged
90 4-Isopropyltoluene	3.43377	3.57821	3.57821	0.010	-4.20655	25.00000	Averaged
91 1,3-Dichlorobenzene	1.71560	1.67988	1.67988	0.010	2.08186	25.00000	Averaged
93 1,4-Dichlorobenzene	1.76633	1.71481	1.71481	0.010	2.91685	25.00000	Averaged
94 n-Butylbenzene	3.37922	3.52996	3.52996	0.010	-4.46084	25.00000	Averaged
95 1,2-Dichlorobenzene	1.62714	1.57596	1.57596	0.010	3.14583	25.00000	Averaged
96 1,2-Dibromo-3-chloropropane	250	247	0.20054	0.010	1.26646	0.000e+000	Quadratic
97 1,2,4-Trichlorobenzene	1.01734	1.13087	1.13087	0.010	-11.15917	25.00000	Averaged
98 Hexachlorobutadiene	0.52616	0.63875	0.63875	0.010	-21.39846	25.00000	Averaged
99 Naphthalene	2.77214	2.76357	2.76357	0.010	0.30927	25.00000	Averaged
100 1,2,3-Trichlorobenzene	0.93070	1.00913	1.00913	0.010	-8.42681	25.00000	Averaged
156 Methyl Acetate	0.32176	0.29269	0.29269	0.010	9.03357	25.00000	Averaged
157 Cyclohexane	0.65728	0.62626	0.62626	0.010	4.71857	25.00000	Averaged
158 Methyl Cyclohexane	0.54504	0.55390	0.55390	0.010	-1.62504	25.00000	Averaged
165 1,3,5-Trichlorobenzene	1.17063	1.33260	1.33260	0.010	-13.83636	50.00000	Averaged

5A
VOLATILE ORGANIC INSTRUMENT PERFORMANCE CHECK
BROMOFLUOROBENZENE (BFB)

Lab Name: TESTAMERICA PITTSBURGH Contract:

Lab Code: TA Case No.: SAS No.: SDG No.: C7K020180

Lab File ID: BF31112 BFB Injection Date: 11/12/07

Instrument ID: HP3 BFB Injection Time: 0441

GC Column: DB624 20M ID: 0.18 (mm) Heated Purge: (Y/N) Y

m/e	ION ABUNDANCE CRITERIA	% RELATIVE ABUNDANCE
50	15.0 - 40.0% of mass 95	20.4
75	30.0 - 60.0% of mass 95	43.4
95	Base Peak, 100% relative abundance	100.0
96	5.0 - 9.0% of mass 95	6.1
173	Less than 2.0% of mass 174	0.0 (0.0)1
174	50.0 - 100.0% of mass 95	75.0
175	5.0 - 9.0% of mass 174	5.7 (7.6)1
176	95.0 - 101.0% of mass 174	71.3 (95.1)1
177	5.0 - 9.0% of mass 176	4.2 (5.9)2

1-Value is % mass 174 2-Value is % mass 176

THIS CHECK APPLIES TO THE FOLLOWING SAMPLES, MS, MSD, BLANKS, AND STANDARDS:

	EPA SAMPLE NO.	LAB SAMPLE ID	LAB FILE ID	DATE ANALYZED	TIME ANALYZED
01	VSTD50	VSTD50	CC31112	11/12/07	0529
02	INTRA-LAB BL	KA2L91AA	3111201	11/12/07	0633
03	INTRA-LAB CH	KA2L91AC	3111205	11/12/07	0808
04	FMC-7	KAEW11AV	3111211	11/12/07	1029
05	FMC-8	KAEW51AV	3111212	11/12/07	1053
06	FMC-25	KAEW91AV	3111213	11/12/07	1117
07	FMC-26	KAEXG1AV	3111214	11/12/07	1140
08					
09					
10					
11					
12					
13					
14					
15					
16					
17					
18					
19					
20					
21					
22					

TestAmerica Pittsburgh

CONTINUING CALIBRATION COMPOUNDS

Instrument ID: hp3.i
Lab File ID: CC31112.D
Analysis Type: SOIL
Lab Sample ID: VSTD50
Method: \\pitsvr06\d\chem\hp3.i\3111207d.b\8260bsoil.m

Injection Date: 12-NOV-2007 05:29
Init. Cal. Date(s): 10-OCT-2007 08-NOV-2007
Init. Cal. Times: 08:02 13:26
Quant Type: ISTD

COMPOUND	RRF / AMOUNT	RF50	CCAL RRF50	MIN RRF	%D / %DRIFT	MAX %D / %DRIFT	CURVE TYPE
$ 39 Dibromofluoromethane	0.21059	0.21316	0.21316	0.010	-1.21799	25.00000	Averaged
$ 43 1,2-Dichloroethane-d4	0.25508	0.26873	0.26873	0.010	-5.35123	25.00000	Averaged
$ 59 Toluene-d8	4.30053	4.04814	4.04814	0.010	5.86876	25.00000	Averaged
$ 80 Bromofluorobenzene	1.55040	1.55984	1.55984	0.010	-0.60861	25.00000	Averaged
1 Dichlorodifluoromethane	0.28214	0.26950	0.26950	0.010	4.47922	25.00000	Averaged
2 Chloromethane	0.43217	0.43153	0.43153	0.100	0.14836	25.00000	Averaged
3 Vinyl Chloride	0.34044	0.34709	0.34709	0.010	-1.95122	20.00000	Averaged
4 Bromomethane	0.06448	0.06949	0.06949	0.010	-7.77236	25.00000	Averaged
5 Chloroethane	250	248	0.07479	0.010	0.82752	0.000e+000	Quadratic
166 Trichlorofluoromethane	0.24848	0.27302	0.27302	0.010	-9.87688	25.00000	Averaged
10 1,1,2-trichloro-1,2,2-trifl	0.25741	0.26694	0.26694	0.010	-3.70078	25.00000	Averaged
12 1,1-Dichloroethene	0.27137	0.25232	0.25232	0.010	7.01749	20.00000	Averaged
15 Carbon Disulfide	0.87243	0.80922	0.80922	0.010	7.24530	25.00000	Averaged
13 Acetone	250	204	0.11733	0.010	18.31166	0.000e+000	Quadratic
18 Methylene Chloride	250	242	0.29242	0.010	3.11040	0.000e+000	Quadratic
19 trans-1,2-Dichloroethene	0.28946	0.28397	0.28397	0.010	1.89665	25.00000	Averaged
20 Methyl tert-butyl ether	0.75884	0.78873	0.78873	0.010	-3.94006	25.00000	Averaged
24 1,1-Dichloroethane	0.55546	0.54081	0.54081	0.100	2.63897	25.00000	Averaged
27 2,2-Dichloropropane	0.22935	0.23330	0.23330	0.010	-1.72150	25.00000	Averaged
28 cis-1,2-dichloroethene	0.29382	0.29776	0.29776	0.010	-1.34191	25.00000	Averaged
M 29 1,2-Dichloroethene (total)	0.29164	0.29087	0.29087	0.010	0.26529	25.00000	Averaged
30 Bromochloromethane	0.11904	0.12379	0.12379	0.010	-3.98911	25.00000	Averaged
31 2-Butanone	0.20336	0.18713	0.18713	0.010	7.98150	25.00000	Averaged
37 Chloroform	0.42815	0.44266	0.44266	0.010	-3.39054	20.00000	Averaged
38 1,1,1-Trichloroethane	250	251	0.35687	0.010	-0.37033	0.000e+000	Quadratic
40 1,1-Dichloropropene	0.38345	0.39215	0.39215	0.010	-2.27025	25.00000	Averaged
41 Carbon Tetrachloride	0.27791	0.29434	0.29434	0.010	-5.91106	25.00000	Averaged
42 Benzene	1.16392	1.16864	1.16864	0.010	-0.40533	25.00000	Averaged
45 1,2-Dichloroethane	0.34336	0.35964	0.35964	0.010	-4.74324	25.00000	Averaged
47 Trichloroethene	0.27737	0.27198	0.27198	0.010	1.94276	25.00000	Averaged
49 1,2-Dichloropropane	0.31331	0.31667	0.31667	0.010	-1.07234	20.00000	Averaged
50 Dibromomethane	0.13710	0.14571	0.14571	0.010	-6.28485	25.00000	Averaged
53 Bromodichloromethane	0.29289	0.31298	0.31298	0.010	-6.86225	25.00000	Averaged
57 cis-1,3-Dichloropropene	0.40424	0.42532	0.42532	0.010	-5.21317	25.00000	Averaged
58 4-Methyl-2-Pentanone	1.74947	1.63209	1.63209	0.010	6.70962	25.00000	Averaged
60 Toluene	5.55139	5.15751	5.15751	0.010	7.09528	20.00000	Averaged
61 trans-1,3-Dichloropropene	1.56161	1.57746	1.57746	0.010	-1.01500	25.00000	Averaged
63 1,3-Dichloropropane	1.84096	1.77625	1.77625	0.010	3.51503	25.00000	Averaged
64 1,1,2-Trichloroethane	0.97768	0.94243	0.94243	0.010	3.60493	25.00000	Averaged
65 Tetrachloroethene	250	224	0.91372	0.010	10.23648	0.000e+000	Quadratic
66 2-Hexanone	1.28913	1.19542	1.19542	0.010	7.26970	25.00000	Averaged
67 Dibromochloromethane	0.85274	0.86973	0.86973	0.010	-1.99249	25.00000	Averaged
68 1,2-Dibromoethane	0.97294	0.94072	0.94072	0.010	3.31156	25.00000	Averaged

TestAmerica Pittsburgh

CONTINUING CALIBRATION COMPOUNDS

Instrument ID: hp3.i
Lab File ID: CC31112.D
Analysis Type: SOIL
Lab Sample ID: VSTD50
Method: \\pitsvr06\d\chem\hp3.i\3111207d.b\8260bsoil.m

Injection Date: 12-NOV-2007 05:29
Init. Cal. Date(s): 10-OCT-2007 08-NOV-2007
Init. Cal. Times: 08:02 13:26
Quant Type: ISTD

COMPOUND	RRF / AMOUNT	RF50	CCAL RRF50	MIN RRF	%D / %DRIFT	MAX %D / %DRIFT	CURVE TYPE
70 Chlorobenzene	3.16733	3.08888	3.08888	0.300	2.47675	25.00000	Averaged
71 1,1,1,2-Tetrachloroethane	1.01124	1.03650	1.03650	0.010	-2.49802	25.00000	Averaged
72 Ethylbenzene	1.81873	1.77349	1.77349	0.010	2.48733	20.00000	Averaged
73 m + p-Xylene	2.14792	2.16346	2.16346	0.010	-0.72344	25.00000	Averaged
74 Xylene-o	2.07600	2.10795	2.10795	0.010	-1.53898	25.00000	Averaged
M 75 Xylenes (total)	2.12395	2.14495	2.14495	0.010	-0.98915	25.00000	Averaged
76 Styrene	3.38700	3.52986	3.52986	0.010	-4.21811	25.00000	Averaged
77 Bromoform	0.58612	0.59493	0.59493	0.100	-1.50229	25.00000	Averaged
78 Isopropylbenzene	5.42563	5.55651	5.55651	0.010	-2.41230	25.00000	Averaged
79 Bromobenzene	0.93882	0.82402	0.82402	0.010	12.22794	25.00000	Averaged
81 n-Propylbenzene	1.15034	1.00768	1.00768	0.010	12.40147	25.00000	Averaged
82 2-Chlorotoluene	0.96576	0.85049	0.85049	0.010	11.93494	25.00000	Averaged
83 1,1,2,2-Tetrachloroethane	1.40227	1.37382	1.37382	0.300	2.02874	25.00000	Averaged
84 1,2,3-Trichloropropane	0.32433	0.27430	0.27430	0.010	15.42487	25.00000	Averaged
85 4-Chlorotoluene	0.95354	0.84957	0.84957	0.010	10.90375	25.00000	Averaged
86 1,3,5-Trimethylbenzene	3.28067	3.10030	3.10030	0.010	5.49802	25.00000	Averaged
87 tert-Butylbenzene	2.87845	2.65038	2.65038	0.010	7.92350	25.00000	Averaged
88 1,2,4-Trimethylbenzene	3.35032	3.14316	3.14316	0.010	6.18313	25.00000	Averaged
89 sec-Butylbenzene	4.44710	4.13869	4.13869	0.010	6.93516	25.00000	Averaged
90 4-Isopropyltoluene	3.43377	3.31736	3.31736	0.010	3.39014	25.00000	Averaged
91 1,3-Dichlorobenzene	1.71560	1.58495	1.58495	0.010	7.61560	25.00000	Averaged
93 1,4-Dichlorobenzene	1.76633	1.63341	1.63341	0.010	7.52520	25.00000	Averaged
94 n-Butylbenzene	3.37922	3.29935	3.29935	0.010	2.36369	25.00000	Averaged
95 1,2-Dichlorobenzene	1.62714	1.54493	1.54493	0.010	5.05258	25.00000	Averaged
96 1,2-Dibromo-3-chloropropane	250	216	0.17380	0.010	13.54649	0.000e+000	Quadratic
97 1,2,4-Trichlorobenzene	1.01734	1.15259	1.15259	0.010	-13.29479	25.00000	Averaged
98 Hexachlorobutadiene	0.52616	0.61032	0.61032	0.010	-15.99570	25.00000	Averaged
99 Naphthalene	2.77214	2.68711	2.68711	0.010	3.06727	25.00000	Averaged
100 1,2,3-Trichlorobenzene	0.93070	1.03120	1.03120	0.010	-10.79786	25.00000	Averaged
156 Methyl Acetate	0.32176	0.28168	0.28168	0.010	12.45537	25.00000	Averaged
157 Cyclohexane	0.65728	0.64328	0.64328	0.010	2.13024	25.00000	Averaged
158 Methyl Cyclohexane	0.54504	0.56137	0.56137	0.010	-2.99721	25.00000	Averaged

5A
VOLATILE ORGANIC INSTRUMENT PERFORMANCE CHECK
BROMOFLUOROBENZENE (BFB)

Lab Name: TA PITTSBURGH Contract:

Lab Code: TA PGH Case No.: SAS No.: - SDG No.: -

Lab File ID: BF61109B BFB Injection Date: 11/09/07

Instrument ID: HP6 BFB Injection Time: 0751

GC Column: DB624 20M ID: 0.20 (mm) Heated Purge: (Y/N) N

m/e	ION ABUNDANCE CRITERIA	% RELATIVE ABUNDANCE	
50	15.0 - 40.0% of mass 95	22.5	
75	30.0 - 60.0% of mass 95	47.3	
95	Base Peak, 100% relative abundance	100.0	
96	5.0 - 9.0% of mass 95	6.1	
173	Less than 2.0% of mass 174	0.0	(0.0)1
174	50.0 - 100.0% of mass 95	71.5	
175	5.0 - 9.0% of mass 174	5.4	(7.6)1
176	95.0 - 101.0% of mass 174	68.6	(96.0)1
177	5.0 - 9.0% of mass 176	5.0	(7.3)2

1-Value is % mass 174 2-Value is % mass 176

THIS CHECK APPLIES TO THE FOLLOWING SAMPLES, MS, MSD, BLANKS, AND STANDARDS:

	EPA SAMPLE NO.	LAB SAMPLE ID	LAB FILE ID	DATE ANALYZED	TIME ANALYZED
01	VSTD10	VSTD10	1C61109	11/09/07	1106
02	VSTD1	VSTD1	2A61109	11/09/07	1202
03	VSTD5	VSTD5	2B61109	11/09/07	1225
04	VSTD15	VSTD15	1D61109	11/09/07	1249
05	VSTD20	VSTD20	1E61109	11/09/07	1314
06	VSTD40	VSTD40	1F61109	11/09/07	1339
07					
08					
09					
10					
11					
12					
13					
14					
15					
16					
17					
18					
19					
20					
21					
22					

FORM V VOA KLC 11/12/07 OLM03.0

TestAmerica Pittsburgh

INITIAL CALIBRATION DATA

Start Cal Date : 09-NOV-2007 11:06
End Cal Date : 09-NOV-2007 13:39
Quant Method : ISTD
Origin : Disabled
Target Version : 4.14
Integrator : HP RTE
Method file : \\pitsvr06\d\chem\hp6.i\6110907d.b\8260ee.m
Last Edit : 09-Nov-2007 13:42 fergusond
Curve Type : Average

Calibration File Names:
Level 1: \\pitsvr06\d\chem\hp6.i\6110907d.b\2A61109.D
Level 2: \\pitsvr06\d\chem\hp6.i\6110907d.b\2B61109.D
Level 3: \\pitsvr06\d\chem\hp6.i\6110907d.b\1C61109.D
Level 4: \\pitsvr06\d\chem\hp6.i\6110907d.b\1D61109.D
Level 5: \\pitsvr06\d\chem\hp6.i\6110907d.b\1E61109.D
Level 6: \\pitsvr06\d\chem\hp6.i\6110907d.b\1F61109.D

	Compound	5.000 Level 1	25.000 Level 2	50.000 Level 3	75.000 Level 4	100.000 Level 5	200.000 Level 6	RRF	% RSD	
1	Dichlorodifluoromethane	0.30891	0.32726	0.33343	0.35903	0.31587	0.30949	0.32566	5.850	
157	2-Chlorobenzotrifluoride	1.99738	1.80217	1.71838	1.70859	1.69682	1.59556	1.75315	7.790	
158	3-Chlorobenzotrifluoride	1.97569	1.75512	1.80655	1.73599	1.66930	1.63120	1.76231	6.907	
159	4-Chlorobenzotrifluoride	1.87421	1.71401	1.54735	1.59892	1.52809	1.52513	1.63129	8.488	
160	3-Chlorotoluene	0.90562	0.81058	0.88035	0.82643	0.88094	0.85119	0.85919	4.221	
161	2,4-Dichlorobenzotrifluoride	0.97401	0.81536	0.77408	0.80988	0.77021	0.79101	0.82243	9.298	
162	2,5-Dichlorobenzotrifluoride	0.99887	0.93995	0.87136	0.91155	0.83748	0.89344	0.90878	6.188	
163	3,4-Dichlorobenzotrifluoride	0.93168	0.81342	0.86318	0.85140	0.83831	0.85548	0.85891	4.621	
164	Dichlorotoluene(2,4+2,5+2,6)	1.55183	1.50248	1.59292	1.52034	1.50832	1.53061	1.53442	2.189	
165	Dichlorotoluene(2,3+3,4)	1.57994	1.59048	1.70111	1.61838	1.62411	1.60904	1.62051	2.646	
166	1,3,5-Trichlorobenzene	1.20214	1.20306	1.24281	1.16662	1.17412	1.16114	1.19165	2.579	
167	2,3,6-Trichlorotoluene	0.74463	0.71480	0.73587	0.72414	0.72134	0.69636	0.72286	2.327	
168	2,4,5-Trichlorotoluene	0.73856	0.80171	0.83733	0.83537	0.82878	0.82160	0.81056	4.632	
2	Chloromethane	0.62026	0.59282	0.54179	0.57065	0.52807	0.51902	0.56210	7.039	
3	Vinyl Chloride	0.51917	0.47424	0.46649	0.48745	0.44332	0.44790	0.47309	5.900	
4	Bromomethane	0.11019	0.12280	0.11368	0.12412	0.10968	0.10430	0.11413	6.869	
5	Chloroethane	0.25079	0.20349	0.20658	0.20779	0.19702	0.18281	0.20808	10.976	
6	Trichlorofluoromethane	0.38516	0.39972	0.39235	0.42563	0.37580	0.35761	0.38938	5.903	
7	Dichlorofluoromethane	+++++	+++++	+++++	+++++	+++++	+++++	+++++	+++++	<-
8	Ethyl Ether	+++++	+++++	+++++	+++++	+++++	+++++	+++++	+++++	<-
9	Ethanol	+++++	+++++	+++++	+++++	+++++	+++++	+++++	+++++	<-
11	Acrolein	+++++	+++++	+++++	+++++	+++++	+++++	+++++	+++++	<-
12	1,1-Dichloroethene	0.22030	0.23801	0.23787	0.26682	0.23210	0.24232	0.23957	6.419	
13	Acetone	0.10615	0.09768	0.08648	0.09538	0.09439	0.08781	0.09465	7.556	
14	Iodomethane	+++++	+++++	+++++	+++++	+++++	+++++	+++++	+++++	<-
15	Carbon Disulfide	0.66205	0.69454	0.70634	0.76308	0.71457	0.72283	0.71057	4.690	
16	3-Chloro-1-propene	+++++	+++++	+++++	+++++	+++++	+++++	+++++	+++++	<-
17	Acetonitrile	0.02690	0.02066	0.01913	0.02178	0.02183	0.02103	0.02189	12.083	

TestAmerica Pittsburgh

INITIAL CALIBRATION DATA

Start Cal Date : 09-NOV-2007 11:06
End Cal Date : 09-NOV-2007 13:39
Quant Method : ISTD
Origin : Disabled
Target Version : 4.14
Integrator : HP RTE
Method file : \\pitsvr06\d\chem\hp6.i\6110907d.b\8260ee.m
Last Edit : 09-Nov-2007 13:42 fergusond
Curve Type : Average

	Compound	5.000 Level 1	25.000 Level 2	50.000 Level 3	75.000 Level 4	100.000 Level 5	200.000 Level 6	RRF	% RSD	
	18 Methylene Chloride	0.39098	0.29949	0.28059	0.29478	0.27766	0.27739	0.30348	14.453	
	19 trans-1,2-Dichloroethene	0.28654	0.27789	0.27077	0.28457	0.27410	0.27447	0.27806	2.252	
	20 Methyl tert-butyl ether	0.77503	0.72214	0.72496	0.78928	0.77331	0.76900	0.75895	3.725	
	21 tert-Butyl Alcohol	+++++	+++++	+++++	+++++	+++++	+++++	+++++	+++++	<-
	22 Acrylonitrile	+++++	+++++	+++++	+++++	+++++	+++++	+++++	+++++	<-
	23 Hexane	+++++	+++++	+++++	+++++	+++++	+++++	+++++	+++++	<-
	24 1,1-Dichloroethane	0.73890	0.66677	0.67442	0.69830	0.65763	0.65746	0.68225	4.630	
	25 Isopropyl Ether	+++++	+++++	+++++	+++++	+++++	+++++	+++++	+++++	<-
	26 2-Chloro-1,3-butadiene	+++++	+++++	+++++	+++++	+++++	+++++	+++++	+++++	<-
	27 2,2-Dichloropropane	0.19864	0.23036	0.22987	0.24324	0.22448	0.24453	0.22685	7.465	
	28 cis-1,2-dichloroethene	0.32315	0.29907	0.28938	0.30611	0.28125	0.28338	0.29706	5.350	
M	29 1,2-Dichloroethene (total)	0.30485	0.28848	0.28007	0.29534	0.27767	0.27893	0.28756	3.773	
	30 Bromochloromethane	0.15012	0.14435	0.13275	0.14121	0.13592	0.13398	0.13972	4.830	
	31 2-Butanone	0.12074	0.12614	0.13744	0.14110	0.14937	0.14417	0.13649	8.040	
	32 Vinyl Acetate	+++++	+++++	+++++	+++++	+++++	+++++	+++++	+++++	<-
	33 Ethyl Acetate	+++++	+++++	+++++	+++++	+++++	+++++	+++++	+++++	<-
	34 Propionitrile	+++++	+++++	+++++	+++++	+++++	+++++	+++++	+++++	<-
	35 Tetrahydrofuran	+++++	+++++	+++++	+++++	+++++	+++++	+++++	+++++	<-
	36 Methacrylonitrile	+++++	+++++	+++++	+++++	+++++	+++++	+++++	+++++	<-
	37 Chloroform	0.48846	0.49494	0.49093	0.51616	0.48226	0.49044	0.49386	2.366	
	38 1,1,1-Trichloroethane	0.36718	0.39874	0.38797	0.42448	0.38584	0.39903	0.39387	4.816	
	40 1,1-Dichloropropene	0.37880	0.36979	0.37906	0.39785	0.37275	0.38062	0.37981	2.574	
	41 Carbon Tetrachloride	0.30282	0.28926	0.30625	0.32881	0.30414	0.33053	0.31030	5.206	
	42 Benzene	1.12810	1.09383	1.08803	1.08679	1.06449	1.08054	1.09030	1.933	
	44 Isobutanol	+++++	+++++	+++++	+++++	+++++	+++++	+++++	+++++	<-
	45 1,2-Dichloroethane	0.53430	0.51980	0.51289	0.54065	0.52237	0.50144	0.52191	2.723	
	47 Trichloroethene	0.28281	0.27202	0.27938	0.28995	0.28009	0.27566	0.27998	2.201	
	48 n-Butanol	+++++	+++++	+++++	+++++	+++++	+++++	+++++	+++++	<-
	49 1,2-Dichloropropane	0.36655	0.36257	0.38611	0.38423	0.35436	0.37385	0.37128	3.361	
	50 Dibromomethane	0.14190	0.14704	0.14529	0.15474	0.14634	0.14611	0.14690	2.888	
	51 Methyl methacrylate	+++++	+++++	+++++	+++++	+++++	+++++	+++++	+++++	<-
	52 1,4-Dioxane	+++++	+++++	+++++	+++++	+++++	+++++	+++++	+++++	<-
	53 Bromodichloromethane	0.29232	0.28884	0.32380	0.33438	0.32184	0.34401	0.31753	7.044	
	54 2-Nitropropane	+++++	+++++	+++++	+++++	+++++	+++++	+++++	+++++	<-
	55 2-Methylfuran	+++++	+++++	+++++	+++++	+++++	+++++	+++++	+++++	<-
	56 2-Chloroethyl vinyl ether	+++++	+++++	+++++	+++++	+++++	+++++	+++++	+++++	<-

TestAmerica Pittsburgh

INITIAL CALIBRATION DATA

Start Cal Date : 09-NOV-2007 11:06
End Cal Date : 09-NOV-2007 13:39
Quant Method : ISTD
Origin : Disabled
Target Version : 4.14
Integrator : HP RTE
Method file : \\pitsvr06\d\chem\hp6.i\6110907d.b\8260ee.m
Last Edit : 09-Nov-2007 13:42 fergusond
Curve Type : Average

	Compound	5.000 Level 1	25.000 Level 2	50.000 Level 3	75.000 Level 4	100.000 Level 5	200.000 Level 6	RRF	% RSD	
	57 cis-1,3-Dichloropropene	0.22275	0.27884	0.32299	0.34358	0.34465	0.38797	0.31680	18.342	<-QUAD
	58 4-Methyl-2-Pentanone	1.23931	1.15523	1.19016	1.19936	1.28110	1.19033	1.20925	3.662	
	60 Toluene	5.18389	4.84173	4.82113	4.87374	4.78612	4.53005	4.83944	4.322	
	61 trans-1,3-Dichloropropene	0.91829	0.96217	1.11786	1.23870	1.28728	1.38480	1.15152	16.099	<-QUAD
	62 Ethyl methacrylate	+++++	+++++	+++++	+++++	+++++	+++++	+++++	+++++	<-
	63 1,3-Dichloropropane	1.75173	1.69725	1.63956	1.67260	1.68234	1.59863	1.67369	3.107	
	64 1,1,2-Trichloroethane	1.01703	0.90656	0.92126	0.93523	0.93081	0.88349	0.93240	4.881	
	65 Tetrachloroethene	1.06983	0.98228	0.94587	0.94432	0.91530	0.85253	0.95169	7.597	
	66 2-Hexanone	0.82175	0.73867	0.77709	0.82216	0.87407	0.81946	0.80887	5.704	
	67 Dibromochloromethane	0.73642	0.71675	0.85988	0.86196	0.90291	0.89867	0.82943	9.873	
	68 1,2-Dibromoethane	1.05226	0.92450	1.00367	0.98075	0.98913	0.92762	0.97965	4.936	
	70 Chlorobenzene	3.28559	3.26735	3.20841	3.15503	3.03350	2.87931	3.13820	4.969	
	71 1,1,1,2-Tetrachloroethane	0.91126	0.93824	0.97800	1.04121	1.04069	0.98382	0.98220	5.366	
	72 Ethylbenzene	2.06834	1.88945	1.90523	1.91375	1.82905	1.74127	1.89118	5.716	
	73 m + p-Xylene	2.46899	2.35700	2.33720	2.33790	2.27683	2.16037	2.32305	4.368	
	74 Xylene-o	2.19965	2.30332	2.23394	2.27466	2.27992	2.09699	2.23141	3.382	
M	75 Xylenes (total)	2.37921	2.33910	2.30278	2.31682	2.27786	2.13924	2.29250	3.602	
	76 Styrene	3.55129	3.69554	3.75773	3.81924	3.70464	3.56339	3.68197	2.885	
	77 Bromoform	0.28541	0.38817	0.40649	0.44453	0.47386	0.49498	0.41557	18.109	<-QUAD
	78 Isopropylbenzene	5.96342	6.01325	6.00697	6.11826	5.89015	5.60823	5.93338	2.962	
	79 Bromobenzene	0.97238	0.82160	0.86829	0.82746	0.80678	0.81644	0.85216	7.346	
	81 n-Propylbenzene	1.02270	0.98501	0.98049	1.00142	0.94933	0.98273	0.98595	2.468	
	82 2-Chlorotoluene	0.93064	0.84650	0.84062	0.80568	0.79810	0.83523	0.84279	5.608	
	83 1,1,2,2-Tetrachloroethane	0.75023	0.73541	0.73624	0.71842	0.76581	0.76150	0.74460	2.408	
	84 1,2,3-Trichloropropane	0.33435	0.26787	0.28746	0.27820	0.28706	0.28147	0.28940	8.003	
	85 4-Chlorotoluene	0.88787	0.88736	0.93019	0.91512	0.84723	0.86036	0.88802	3.540	
	86 1,3,5-Trimethylbenzene	3.36727	3.31917	3.41147	3.33557	3.16683	3.25128	3.30860	2.644	
	87 tert-Butylbenzene	2.65423	2.68361	2.79048	2.66463	2.60407	2.60873	2.66762	2.545	
	88 1,2,4-Trimethylbenzene	3.09339	3.26713	3.45187	3.33458	3.22972	3.34008	3.28613	3.688	
	89 sec-Butylbenzene	4.24028	4.17192	4.35197	4.22571	4.00663	4.14202	4.18976	2.748	
	90 4-Isopropyltoluene	3.44842	3.47220	3.41428	3.38916	3.25924	3.35397	3.38955	2.253	
	91 1,3-Dichlorobenzene	1.87345	1.66361	1.71040	1.68371	1.65641	1.63929	1.70448	5.064	
	93 1,4-Dichlorobenzene	1.92474	1.68765	1.73871	1.71380	1.64460	1.69696	1.73441	5.668	
	94 n-Butylbenzene	3.19082	3.10439	3.18776	3.13603	3.03152	3.09691	3.12471	1.939	
	95 1,2-Dichlorobenzene	1.75165	1.60696	1.58536	1.60608	1.55816	1.54894	1.60952	4.575	
	96 1,2-Dibromo-3-chloropropane	0.03935	0.08343	0.09383	0.10158	0.10923	0.12282	0.09171	31.553	<-QUAD

TestAmerica Pittsburgh

INITIAL CALIBRATION DATA

Start Cal Date : 09-NOV-2007 11:06
End Cal Date : 09-NOV-2007 13:39
Quant Method : ISTD
Origin : Disabled
Target Version : 4.14
Integrator : HP RTE
Method file : \\pitsvr06\d\chem\hp6.i\6110907d.b\8260ee.m
Last Edit : 09-Nov-2007 13:42 fergusond
Curve Type : Average

Compound	5.000 Level 1	25.000 Level 2	50.000 Level 3	75.000 Level 4	100.000 Level 5	200.000 Level 6	RRF	% RSD	
97 1,2,4-Trichlorobenzene	1.07139	1.09191	1.11766	1.08904	1.08803	1.06786	1.08765	1.633	
98 Hexachlorobutadiene	0.60400	0.59507	0.58931	0.57140	0.54444	0.52143	0.57094	5.630	
99 Naphthalene	2.19873	2.34247	2.35601	2.45881	2.55667	2.54109	2.40896	5.667	
100 1,2,3-Trichlorobenzene	1.05407	0.93808	1.01719	0.98723	0.96342	0.95586	0.98598	4.379	
101 1,1,2-trichlorotrifluoroethan	0.29860	0.25680	0.27266	0.27640	0.25356	0.24550	0.26725	7.228	
102 Methyl acetate	0.29027	0.24730	0.24017	0.26323	0.26277	0.25138	0.25919	6.814	
103 t-1,4-Dichloro-2-butene	+++++	+++++	+++++	+++++	+++++	+++++	+++++	+++++	<-
104 Cyclohexane	0.91544	0.89469	0.88203	0.92949	0.84276	0.84245	0.88448	4.108	
105 Methyl Cyclohexane	0.56530	0.53775	0.51659	0.55303	0.51571	0.50760	0.53267	4.346	
155 n-heptane	+++++	+++++	+++++	+++++	+++++	+++++	+++++	+++++	<-
156 cyclohexanol	+++++	+++++	+++++	+++++	+++++	+++++	+++++	+++++	<-
$ 39 Dibromofluoromethane	0.23009	0.22415	0.22548	0.23417	0.22799	0.22811	0.22833	1.555	
$ 43 1,2-Dichloroethane-d4	0.39537	0.37218	0.38113	0.38764	0.37456	0.37125	0.38035	2.528	
$ 59 Toluene-d8	4.53627	4.12897	4.17552	4.17485	4.11581	3.85696	4.16473	5.224	
$ 80 Bromofluorobenzene	1.38278	1.05390	1.09567	1.00525	1.00758	1.01482	1.09333	13.356	

TestAmerica Pittsburgh

INITIAL CALIBRATION DATA

Start Cal Date : 09-NOV-2007 11:06
End Cal Date : 09-NOV-2007 13:39
Quant Method : ISTD
Target Version : 4.14
Integrator : HP RTE
Method file : \\pitsvr06\d\chem\hp6.i\6110907d.b\8260ee.m
Last Edit : 09-Nov-2007 13:42 fergusond

Calibration File Names:
Level 1: \\pitsvr06\d\chem\hp6.i\6110907d.b\2A61109.D
Level 2: \\pitsvr06\d\chem\hp6.i\6110907d.b\2B61109.D
Level 3: \\pitsvr06\d\chem\hp6.i\6110907d.b\1C61109.D
Level 4: \\pitsvr06\d\chem\hp6.i\6110907d.b\1D61109.D
Level 5: \\pitsvr06\d\chem\hp6.i\6110907d.b\1E61109.D
Level 6: \\pitsvr06\d\chem\hp6.i\6110907d.b\1F61109.D

	Compound	5.0000 Level 1	25.0000 Level 2	50.0000 Level 3	75.0000 Level 4	100.0000 Level 5	200.0000 Level 6	Curve	Coefficients b	m1	m2	%RSD or R^2
1	Dichlorodifluoromethane	0.30891	0.32726	0.33343	0.35903	0.31587	0.30949	AVRG		0.32566		5.84956
157	2-Chlorobenzotrifluoride	1.99738	1.80217	1.71838	1.70859	1.69682	1.59556	AVRG		1.75315		7.78981
158	3-Chlorobenzotrifluoride	1.97569	1.75512	1.80655	1.73599	1.66930	1.63120	AVRG		1.76231		6.90666
159	4-Chlorobenzotrifluoride	1.87421	1.71401	1.54735	1.59892	1.52809	1.52513	AVRG		1.63129		8.48829
160	3-Chlorotoluene	0.90562	0.81058	0.88035	0.82643	0.88094	0.85119	AVRG		0.85919		4.22135
161	2,4-Dichlorobenzotrifluoride	0.97401	0.81536	0.77408	0.80988	0.77021	0.79101	AVRG		0.82243		9.29765
162	2,5-Dichlorobenzotrifluoride	0.99887	0.93995	0.87136	0.91155	0.83748	0.89344	AVRG		0.90878		6.18841
163	3,4-Dichlorobenzotrifluoride	0.93168	0.81342	0.86318	0.85140	0.83831	0.85548	AVRG		0.85891		4.62057
164	Dichlorotoluene(2,4+2,5+2,6)	1.55183	1.50248	1.59292	1.52034	1.50832	1.53061	AVRG		1.53442		2.18678
165	Dichlorotoluene(2,3+3,4)	1.57994	1.59048	1.70111	1.61838	1.62411	1.60904	AVRG		1.62051		2.64614
166	1,3,5-Trichlorobenzene	1.20214	1.20306	1.24281	1.16662	1.17412	1.16114	AVRG		1.19165		2.57891
167	2,3,6-Trichlorotoluene	0.74463	0.71480	0.73587	0.72414	0.72134	0.69636	AVRG		0.72286		2.32674
168	2,4,5-Trichlorotoluene	0.73856	0.80171	0.83733	0.83537	0.82878	0.82160	AVRG		0.81056		4.63244
2	Chloromethane	0.62026	0.59282	0.54179	0.57065	0.52807	0.51902	AVRG		0.56210		7.03858

TestAmerica Pittsburgh

INITIAL CALIBRATION DATA

Start Cal Date : 09-NOV-2007 11:06
End Cal Date : 09-NOV-2007 13:39
Quant Method : ISTD
Target Version : 4.14
Integrator : HP RTE
Method file : \\pitsvr06\d\chem\hp6.i\6110907d.b\8260ee.m
Last Edit : 09-Nov-2007 13:42 fergusond

	Compound	5.0000 Level 1	25.0000 Level 2	50.0000 Level 3	75.0000 Level 4	100.0000 Level 5	200.0000 Level 6	Curve	Coefficients b	Coefficients m1	Coefficients m2	%RSD or R^2	
3	Vinyl Chloride	0.51917	0.47424	0.46649	0.48745	0.44332	0.44790	AVRG		0.47309		5.90024	
4	Bromomethane	0.11019	0.12280	0.11368	0.12412	0.10968	0.10430	AVRG		0.11413		6.86918	
5	Chloroethane	0.25079	0.20349	0.20658	0.20779	0.19702	0.18281	AVRG		0.20808		10.97592	
6	Trichlorofluoromethane	0.38516	0.39972	0.39235	0.42563	0.37580	0.35761	AVRG		0.38938		5.90275	
7	Dichlorofluoromethane	+++++	+++++	+++++	+++++	+++++	+++++	AVRG		0.000e+000		0.000e+000	<-
8	Ethyl Ether	+++++	+++++	+++++	+++++	+++++	+++++	AVRG		0.000e+000		0.000e+000	<-
9	Ethanol	+++++	+++++	+++++	+++++	+++++	+++++	AVRG		0.000e+000		0.000e+000	<-
11	Acrolein	+++++	+++++	+++++	+++++	+++++	+++++	AVRG		0.000e+000		0.000e+000	<-
12	1,1-Dichloroethene	0.22030	0.23801	0.23787	0.26682	0.23210	0.24232	AVRG		0.23957		6.41890	
13	Acetone	0.10615	0.09768	0.08648	0.09538	0.09439	0.08781	AVRG		0.09465		7.55573	
14	Iodomethane	+++++	+++++	+++++	+++++	+++++	+++++	AVRG		0.000e+000		0.000e+000	<-
15	Carbon Disulfide	0.66205	0.69454	0.70634	0.76308	0.71457	0.72283	AVRG		0.71057		4.68994	
16	3-Chloro-1-propene	+++++	+++++	+++++	+++++	+++++	+++++	AVRG		0.000e+000		0.000e+000	<-
17	Acetonitrile	0.02690	0.02066	0.01913	0.02178	0.02183	0.02103	AVRG		0.02189		12.08279	
18	Methylene Chloride	0.39098	0.29949	0.28059	0.29478	0.27766	0.27739	AVRG		0.30348		14.45300	
19	trans-1,2-Dichloroethene	0.28654	0.27789	0.27077	0.28457	0.27410	0.27447	AVRG		0.27806		2.25233	
20	Methyl tert-butyl ether	0.77503	0.72214	0.72496	0.78928	0.77331	0.76900	AVRG		0.75895		3.72510	
21	tert-Butyl Alcohol	+++++	+++++	+++++	+++++	+++++	+++++	AVRG		0.000e+000		0.000e+000	<-
22	Acrylonitrile	+++++	+++++	+++++	+++++	+++++	+++++	AVRG		0.000e+000		0.000e+000	<-
23	Hexane	+++++	+++++	+++++	+++++	+++++	+++++	AVRG		0.000e+000		0.000e+000	<-
24	1,1-Dichloroethane	0.73890	0.66677	0.67442	0.69830	0.65763	0.65746	AVRG		0.68225		4.62968	
25	Isopropyl Ether	+++++	+++++	+++++	+++++	+++++	+++++	AVRG		0.000e+000		0.000e+000	<-

TestAmerica Pittsburgh

INITIAL CALIBRATION DATA

Start Cal Date : 09-NOV-2007 11:06
End Cal Date : 09-NOV-2007 13:39
Quant Method : ISTD
Target Version : 4.14
Integrator : HP RTE
Method file : \\pitsvr06\d\chem\hp6.i\6110907d.b\8260ee.m
Last Edit : 09-Nov-2007 13:42 fergusond

	Compound	5.0000 Level 1	25.0000 Level 2	50.0000 Level 3	75.0000 Level 4	100.0000 Level 5	200.0000 Level 6	Curve	Coefficients b	Coefficients m1	Coefficients m2	%RSD or R^2	
26	2-Chloro-1,3-butadiene	+++++	+++++	+++++	+++++	+++++	+++++	AVRG		0.000e+000		0.000e+000	<-
27	2,2-Dichloropropane	0.19864	0.22036	0.22987	0.24324	0.22448	0.24453	AVRG		0.22685		7.46451	
28	cis-1,2-dichloroethene	0.32315	0.29907	0.28938	0.30611	0.28125	0.28338	AVRG		0.29706		5.35020	
M 29	1,2-Dichloroethene (total)	0.30485	0.28848	0.28007	0.29534	0.27767	0.27893	AVRG		0.28756		3.77307	
30	Bromochloromethane	0.15012	0.14435	0.13275	0.14121	0.13592	0.13398	AVRG		0.13972		4.82958	
31	2-Butanone	0.12074	0.12614	0.13744	0.14110	0.14937	0.14417	AVRG		0.13649		8.04041	
32	Vinyl Acetate	+++++	+++++	+++++	+++++	+++++	+++++	AVRG		0.000e+000		0.000e+000	<-
33	Ethyl Acetate	+++++	+++++	+++++	+++++	+++++	+++++	AVRG		0.000e+000		0.000e+000	<-
34	Propionitrile	+++++	+++++	+++++	+++++	+++++	+++++	AVRG		0.000e+000		0.000e+000	<-
35	Tetrahydrofuran	+++++	+++++	+++++	+++++	+++++	+++++	AVRG		0.000e+000		0.000e+000	<-
36	Methacrylonitrile	+++++	+++++	+++++	+++++	+++++	+++++	AVRG		0.000e+000		0.000e+000	<-
37	Chloroform	0.48846	0.49494	0.49093	0.51616	0.48226	0.49044	AVRG		0.49386		2.36576	
38	1,1,1-Trichloroethane	0.36718	0.39874	0.38797	0.42448	0.38584	0.39903	AVRG		0.39387		4.81563	
40	1,1-Dichloropropene	0.37880	0.36979	0.37906	0.39785	0.37275	0.38062	AVRG		0.37981		2.57437	
41	Carbon Tetrachloride	0.30282	0.28926	0.30625	0.32881	0.30414	0.33053	AVRG		0.31030		5.20613	
42	Benzene	1.12810	1.09383	1.08803	1.08679	1.06449	1.08054	AVRG		1.09030		1.93268	
44	Isobutanol	+++++	+++++	+++++	+++++	+++++	+++++	AVRG		0.000e+000		0.000e+000	<-
45	1,2-Dichloroethane	0.53430	0.51980	0.51289	0.54065	0.52237	0.50144	AVRG		0.52191		2.72296	
47	Trichloroethene	0.28281	0.27202	0.27938	0.28995	0.28009	0.27566	AVRG		0.27998		2.20103	
48	n-Butanol	+++++	+++++	+++++	+++++	+++++	+++++	AVRG		0.000e+000		0.000e+000	<-
49	1,2-Dichloropropane	0.36655	0.36257	0.38611	0.38423	0.35436	0.37385	AVRG		0.37128		3.36106	
50	Dibromomethane	0.14190	0.14704	0.14529	0.15474	0.14634	0.14611	AVRG		0.14690		2.88760	

TestAmerica Pittsburgh

INITIAL CALIBRATION DATA

Start Cal Date : 09-NOV-2007 11:06
End Cal Date : 09-NOV-2007 13:39
Quant Method : ISTD
Target Version : 4.14
Integrator : HP RTE
Method file : \\pitsvr06\d\chem\hp6.i\6110907d.b\8260ee.m
Last Edit : 09-Nov-2007 13:42 fergusond

Compound	5.0000 Level 1	25.0000 Level 2	50.0000 Level 3	75.0000 Level 4	100.0000 Level 5	200.0000 Level 6	Curve	Coefficients b	Coefficients m1	Coefficients m2	%RSD or R^2	
51 Methyl methacrylate	+++++	+++++	+++++	+++++	+++++	+++++	AVRG		0.000e+000		0.000e+000	<-
52 1,4-Dioxane	+++++	+++++	+++++	+++++	+++++	+++++	AVRG		0.000e+000		0.000e+000	<-
53 Bromodichloromethane	0.29232	0.28884	0.32380	0.33438	0.32184	0.34401	AVRG		0.31753		7.04391	
54 2-Nitropropane	+++++	+++++	+++++	+++++	+++++	+++++	AVRG		0.000e+000		0.000e+000	<-
55 2-Methylfuran	+++++	+++++	+++++	+++++	+++++	+++++	AVRG		0.000e+000		0.000e+000	<-
56 2-Chloroethyl vinyl ether	+++++	+++++	+++++	+++++	+++++	+++++	AVRG		0.000e+000		0.000e+000	<-
57 cis-1,3-Dichloropropene	11632	76264	185315	275499	365290	860419	QUAD	0.05399	3.01503	-0.30441	0.99976	
58 4-Methyl-2-Pentanone	1.23931	1.15523	1.19016	1.19936	1.28110	1.19033	AVRG		1.20925		3.66183	
60 Toluene	5.18389	4.84173	4.82113	4.87374	4.78612	4.53005	AVRG		4.83944		4.32188	
61 trans-1,3-Dichloropropene	10714	61019	152150	241438	325531	782542	QUAD	0.07775	0.80300	-0.01731	0.99924	
62 Ethyl methacrylate	+++++	+++++	+++++	+++++	+++++	+++++	AVRG		0.000e+000		0.000e+000	<-
63 1,3-Dichloropropane	1.75173	1.69725	1.63956	1.67260	1.68234	1.59863	AVRG		1.67369		3.10697	
64 1,1,2-Trichloroethane	1.01703	0.90656	0.92126	0.93523	0.93081	0.88349	AVRG		0.93240		4.88119	
65 Tetrachloroethene	1.06983	0.98228	0.94587	0.94432	0.91530	0.85253	AVRG		0.95169		7.59713	
66 2-Hexanone	0.82175	0.73867	0.77709	0.82216	0.87407	0.81946	AVRG		0.80887		5.70396	
67 Dibromochloromethane	0.73642	0.71675	0.85988	0.86196	0.90291	0.89867	AVRG		0.82943		9.87260	
68 1,2-Dibromoethane	1.05226	0.92450	1.00367	0.98075	0.98913	0.92762	AVRG		0.97965		4.93550	
70 Chlorobenzene	3.28559	3.26735	3.20841	3.15503	3.03350	2.87931	AVRG		3.13820		4.96942	
71 1,1,1,2-Tetrachloroethane	0.91126	0.93824	0.97800	1.04121	1.04069	0.98382	AVRG		0.98220		5.36589	
72 Ethylbenzene	2.06834	1.88945	1.90523	1.91375	1.82905	1.74127	AVRG		1.89118		5.71608	
73 m + p-Xylene	2.46899	2.35700	2.33720	2.33790	2.27683	2.16037	AVRG		2.32305		4.36776	
74 Xylene-o	2.19965	2.30332	2.23394	2.27466	2.27992	2.09699	AVRG		2.23141		3.38216	

TestAmerica Pittsburgh

INITIAL CALIBRATION DATA

Start Cal Date : 09-NOV-2007 11:06
End Cal Date : 09-NOV-2007 13:39
Quant Method : ISTD
Target Version : 4.14
Integrator : HP RTE
Method file : \\pitsvr06\d\chem\hp6.i\6110907d.b\8260ee.m
Last Edit : 09-Nov-2007 13:42 fergusond

	Compound	5.0000 Level 1	25.0000 Level 2	50.0000 Level 3	75.0000 Level 4	100.0000 Level 5	200.0000 Level 6	Curve	Coefficients b	Coefficients m1	Coefficients m2	%RSD or R^2
M	75 Xylenes (total)	2.37921	2.33910	2.30278	2.31682	2.27786	2.13924	AVRG		2.29250		3.60188
	76 Styrene	3.55129	3.69554	3.75773	3.81924	3.70464	3.56339	AVRG		3.68197		2.88496
	77 Bromoform	3330	24617	55327	86645	119830	279711	QUAD	0.07262	2.18661	-0.10445	0.99925
	78 Isopropylbenzene	5.96342	6.01325	6.00697	6.11826	5.89015	5.60823	AVRG		5.93338		2.96233
	79 Bromobenzene	0.97238	0.82160	0.86829	0.82746	0.80678	0.81644	AVRG		0.85216		7.34596
	81 n-Propylbenzene	1.02270	0.98501	0.98049	1.00142	0.94933	0.98273	AVRG		0.98695		2.46764
	82 2-Chlorotoluene	0.93064	0.84650	0.84062	0.80568	0.79810	0.83522	AVRG		0.84279		5.60780
	83 1,1,2,2-Tetrachloroethane	0.75023	0.73541	0.73624	0.71842	0.76581	0.76150	AVRG		0.74460		2.40771
	84 1,2,3-Trichloropropane	0.33435	0.26787	0.28746	0.27820	0.28706	0.28147	AVRG		0.28940		8.00275
	85 4-Chlorotoluene	0.88787	0.88736	0.93019	0.91512	0.84723	0.86036	AVRG		0.88802		3.54024
	86 1,3,5-Trimethylbenzene	3.36727	3.31917	3.41147	3.33557	3.16683	3.25128	AVRG		3.30860		2.64353
	87 tert-Butylbenzene	2.65423	2.68361	2.79048	2.66463	2.60407	2.60873	AVRG		2.66762		2.54505
	88 1,2,4-Trimethylbenzene	3.09339	3.26713	3.45187	3.33458	3.22972	3.34008	AVRG		3.28613		3.68753
	89 sec-Butylbenzene	4.24028	4.17192	4.35197	4.22571	4.00663	4.14202	AVRG		4.18976		2.74824
	90 4-Isopropyltoluene	3.44842	3.47220	3.41428	3.38916	3.25924	3.35397	AVRG		3.38955		2.25290
	91 1,3-Dichlorobenzene	1.87345	1.66361	1.71040	1.68371	1.65641	1.63929	AVRG		1.70448		5.06367
	93 1,4-Dichlorobenzene	1.92474	1.68765	1.73871	1.71380	1.64460	1.69696	AVRG		1.73441		5.66819
	94 n-Butylbenzene	3.19082	3.10439	3.18776	3.13683	3.03152	3.09691	AVRG		3.12471		1.93942
	95 1,2-Dichlorobenzene	1.75165	1.60696	1.58536	1.60608	1.55816	1.54894	AVRG		1.60952		4.57489
	96 1,2-Dibromo-3-chloropropane	725	8697	20049	32680	45656	104411	QUAD	0.08995	9.68632	-3.53521	0.99962
	97 1,2,4-Trichlorobenzene	1.07139	1.09191	1.11766	1.08904	1.08803	1.06786	AVRG		1.08765		1.63294
	98 Hexachlorobutadiene	0.60400	0.59507	0.58931	0.57140	0.54444	0.52143	AVRG		0.57094		5.62973

TestAmerica Pittsburgh

INITIAL CALIBRATION DATA

Start Cal Date : 09-NOV-2007 11:06
End Cal Date : 09-NOV-2007 13:39
Quant Method : ISTD
Target Version : 4.14
Integrator : HP RTE
Method file : \\pitsvr06\d\chem\hp6.i\6110907d.b\8260ee.m
Last Edit : 09-Nov-2007 13:42 fergusond

Compound	5.0000 Level 1	25.0000 Level 2	50.0000 Level 3	75.0000 Level 4	100.0000 Level 5	200.0000 Level 6	Curve	Coefficients b	m1	m2	%RSD or R^2	
99 Naphthalene	2.19873	2.34247	2.35601	2.45881	2.55667	2.54109	AVRG		2.40896		5.66694	
100 1,2,3-Trichlorobenzene	1.05407	0.93808	1.01719	0.98723	0.96342	0.95586	AVRG		0.98598		4.37930	
101 1,1,2-trichlorotrifluoroethan	0.29860	0.25680	0.27266	0.27640	0.25356	0.24550	AVRG		0.26725		7.22827	
102 Methyl acetate	0.29027	0.24730	0.24017	0.26323	0.26277	0.25138	AVRG		0.25919		6.81375	
103 t-1,4-Dichloro-2-butene	+++++	+++++	+++++	+++++	+++++	+++++	AVRG		0.000e+000		0.000e+000	<-
104 Cyclohexane	0.91544	0.89469	0.88203	0.92949	0.84276	0.84245	AVRG		0.88448		4.10799	
105 Methyl Cyclohexane	0.56530	0.53775	0.51659	0.55303	0.51571	0.50760	AVRG		0.53267		4.34639	
155 n-heptane	+++++	+++++	+++++	+++++	+++++	+++++	AVRG		0.000e+000		0.000e+000	<-
156 cyclohexanol	+++++	+++++	+++++	+++++	+++++	+++++	AVRG		0.000e+000		0.000e+000	<-
$ 39 Dibromofluoromethane	0.23009	0.22415	0.22548	0.23417	0.22799	0.22811	AVRG		0.22833		1.55499	
$ 43 1,2-Dichloroethane-d4	0.39537	0.37218	0.38113	0.38764	0.37456	0.37125	AVRG		0.38035		2.52786	
$ 59 Toluene-d8	4.53627	4.12897	4.17552	4.17485	4.11581	3.85696	AVRG		4.16473		5.22379	
$ 80 Bromofluorobenzene	1.38278	1.05390	1.09567	1.00525	1.00758	1.01482	AVRG		1.09333		13.35583	

TestAmerica Pittsburgh

INITIAL CALIBRATION DATA

Start Cal Date : 09-NOV-2007 11:06
End Cal Date : 09-NOV-2007 13:39
Quant Method : ISTD
Target Version : 4.14
Integrator : HP RTE
Method file : \\pitsvr06\d\chem\hp6.i\6110907d.b\8260ee.m
Last Edit : 09-Nov-2007 13:42 fergusond

Curve	Formula	Units
Averaged	Amt = Rsp/m1	Response
Quad	Amt = b + m1*Rsp + m2*Rsp^2	Response

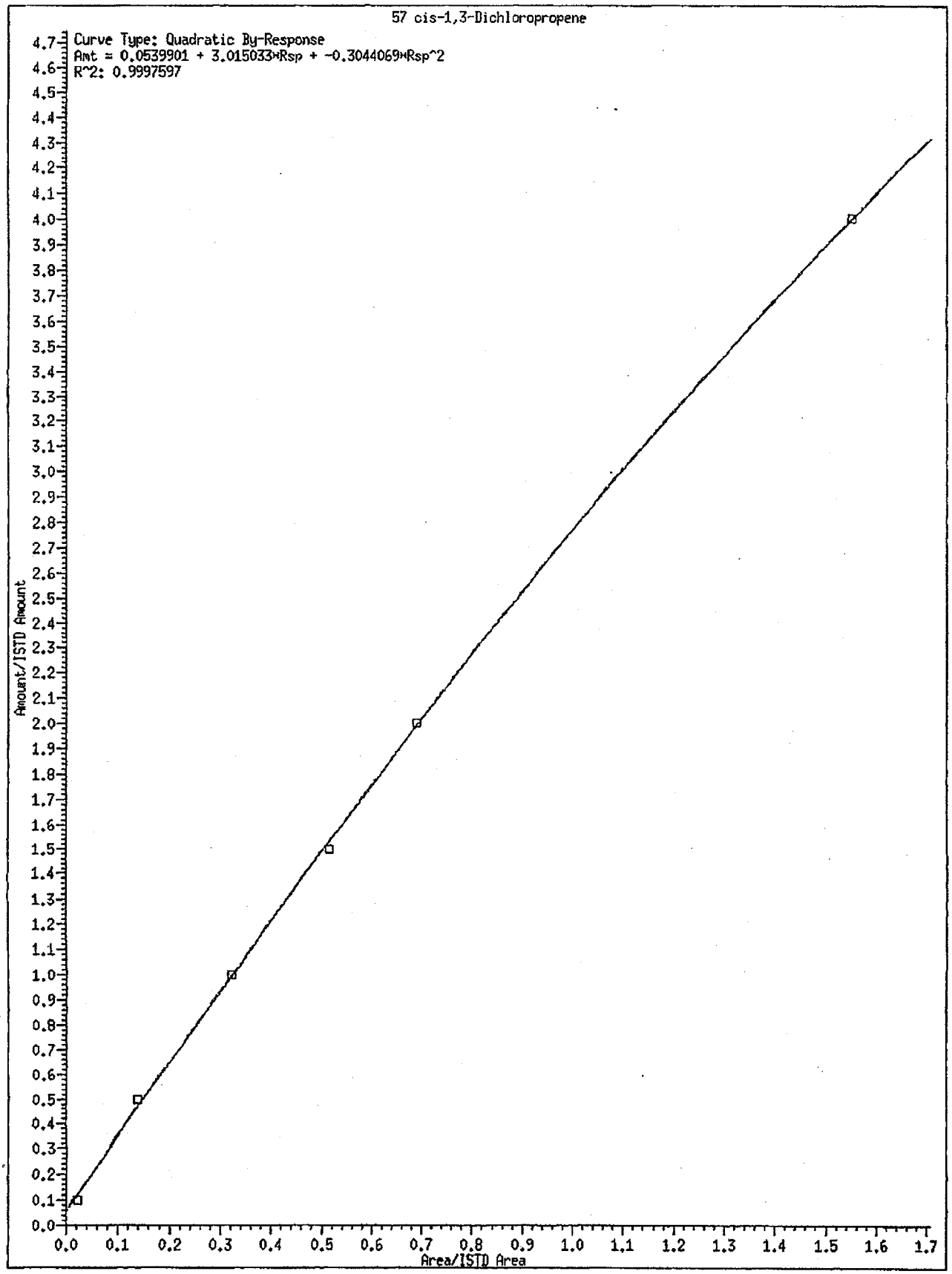
57 cis-1,3-Dichloropropene
Curve Type: Quadratic By-Response
Amt = 0.0539901 + 3.015033*Rsp + -0.3044069*Rsp^2
R^2: 0.9997597
Amount/ISTD Amount
Area/ISTD Area

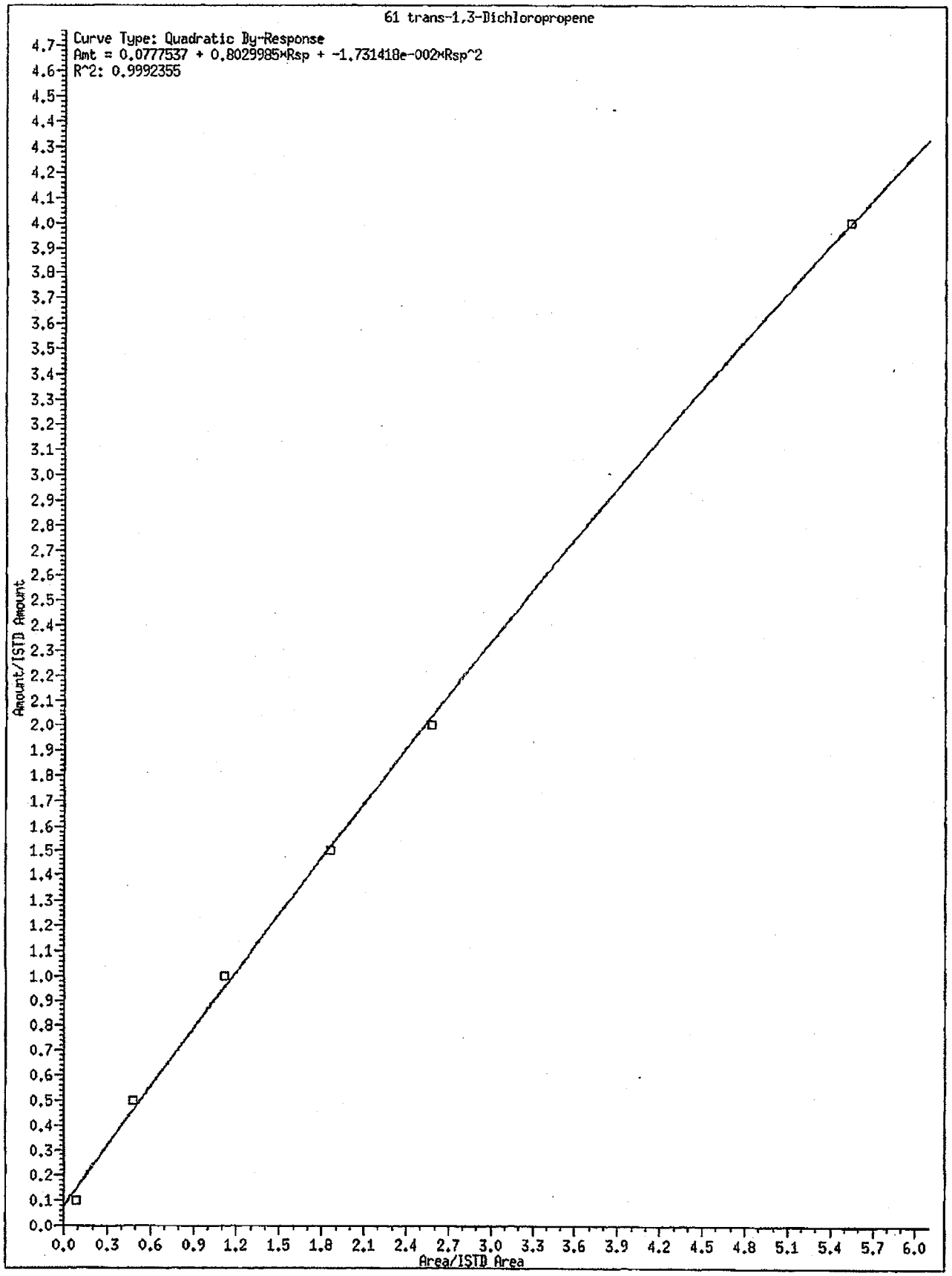
61 trans-1,3-Dichloropropene
Curve Type: Quadratic By-Response
Amt = 0.0777537 + 0.8029985*Rsp + -1.731418e-002*Rsp^2
R^2: 0.9992355
Amount/ISTD Amount
Area/ISTD Area

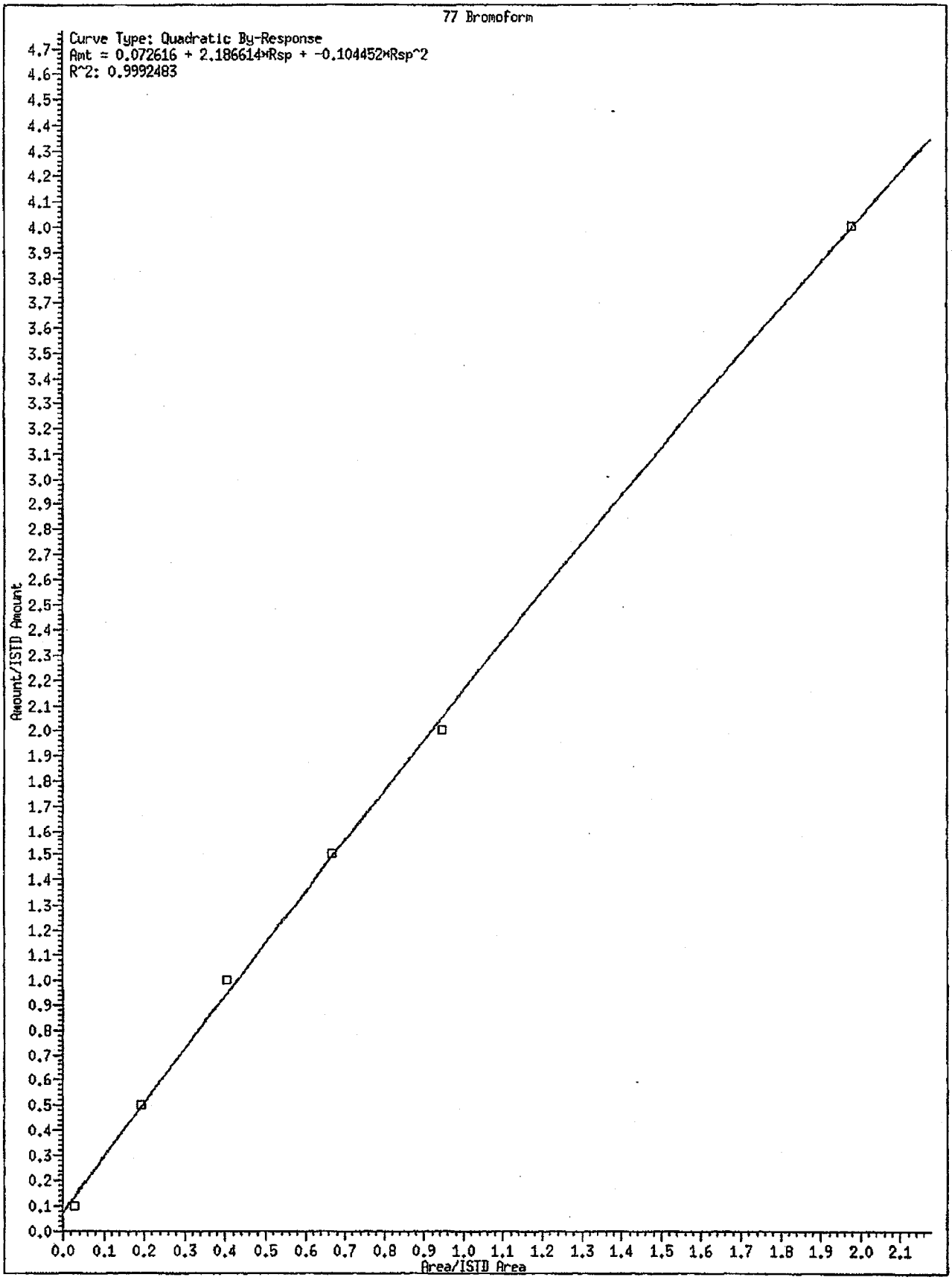
77 Bromoform
Curve Type: Quadratic By-Response
Amt = 0.072616 + 2.186614*Rsp + -0.104452*Rsp^2
R^2: 0.9992483
Amount/ISTD Amount
Area/ISTD Area

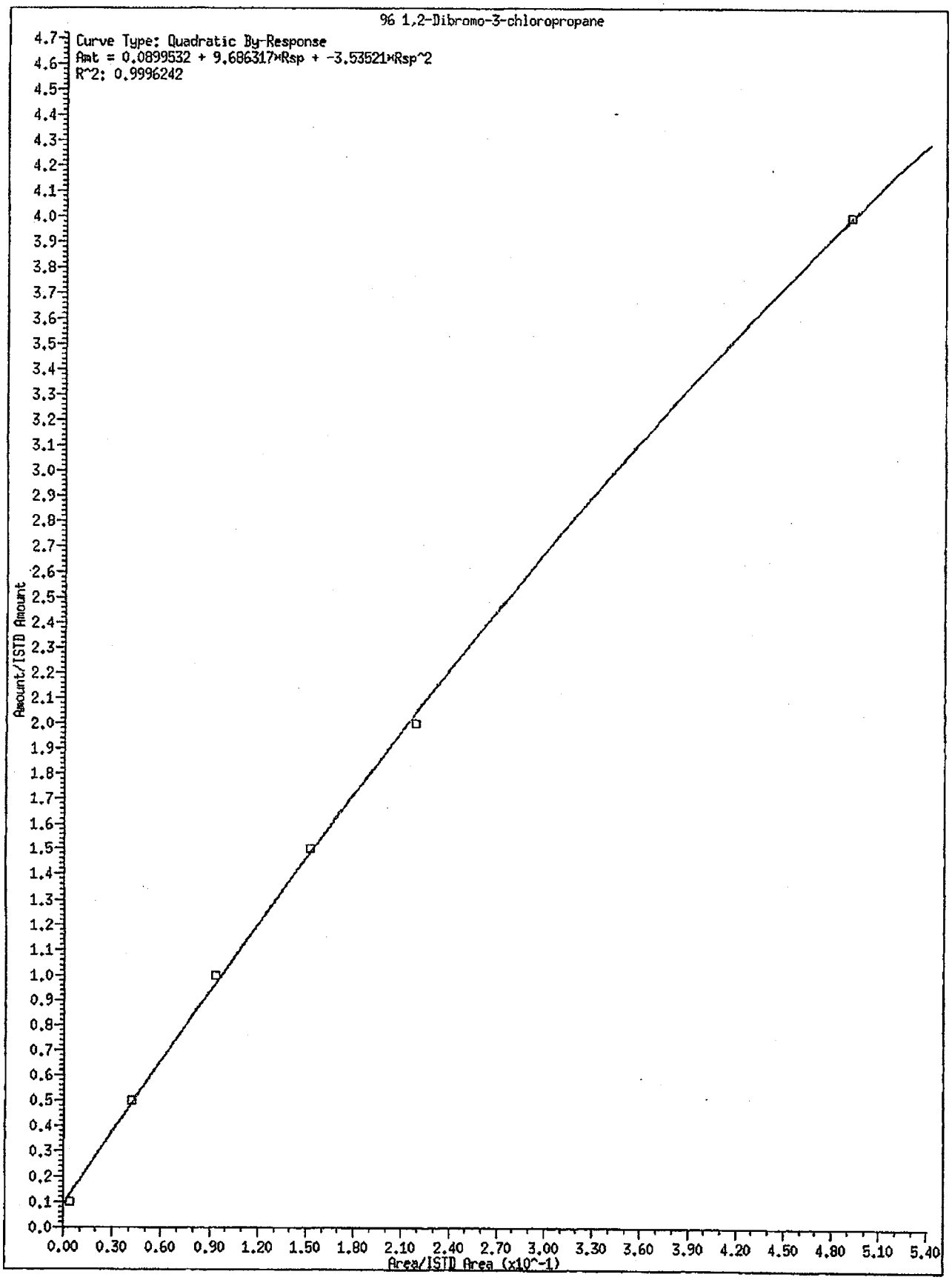
% 1,2-Dibromo-3-chloropropane
Curve Type: Quadratic By-Response
Amt = 0.0899532 + 9.686317*Rsp + -3.53521*Rsp^2
R^2: 0.9996242
Amount/ISTD Amount
Area/ISTD Area (x10^-1)
0.0 0.1 0.2 0.3 0.4 0.5 0.6 0.7 0.8 0.9 1.0 1.1 1.2 1.3 1.4 1.5 1.6 1.7 1.8 1.9 2.0 2.1 2.2 2.3 2.4 2.5 2.6 2.7 2.8 2.9 3.0 3.1 3.2 3.3 3.4 3.5 3.6 3.7 3.8 3.9 4.0 4.1 4.2 4.3 4.4 4.5 4.6 4.7
0.00 0.30 0.60 0.90 1.20 1.50 1.80 2.10 2.40 2.70 3.00 3.30 3.60 3.90 4.20 4.50 4.80 5.10 5.40

5A

VOLATILE ORGANIC INSTRUMENT PERFORMANCE CHECK
BROMOFLUOROBENZENE (BFB)

Lab Name: TA PITTSBURGH Contract:

Lab Code: TA PGH Case No.: SAS No.: SDG No.: C7K020180

Lab File ID: AF61110 BFB Injection Date: 11/10/07

Instrument ID: HP6 BFB Injection Time: 1129

GC Column: DB624 20M ID: 0.20 (mm) Heated Purge: (Y/N) N

m/e	ION ABUNDANCE CRITERIA	% RELATIVE ABUNDANCE
50	15.0 - 40.0% of mass 95	25.0
75	30.0 - 60.0% of mass 95	44.9
95	Base Peak, 100% relative abundance	100.0
96	5.0 - 9.0% of mass 95	6.5
173	Less than 2.0% of mass 174	0.0 (0.0)1
174	50.0 - 100.0% of mass 95	65.2
175	5.0 - 9.0% of mass 174	4.2 (6.4)1
176	95.0 - 101.0% of mass 174	62.6 (96.0)1
177	5.0 - 9.0% of mass 176	4.0 (6.4)2

1-Value is % mass 174 2-Value is % mass 176

THIS CHECK APPLIES TO THE FOLLOWING SAMPLES, MS, MSD, BLANKS, AND STANDARDS:

	EPA SAMPLE NO.	LAB SAMPLE ID	LAB FILE ID	DATE ANALYZED	TIME ANALYZED
01	VSTD10	VSTD10	CC61110	11/10/07	1226
02	INTRA-LAB BL	KA1XM1AA	61110001	11/10/07	1312
03	INTRA-LAB CH	KA1XM1AC	61110003	11/10/07	1424
04	TRIP_BLANK#1	KAEXM1AA	61110007	11/10/07	1620
05	TRIP_BLANK#2	KAEXT1AA	61110008	11/10/07	1644
06					
07					
08					
09					
10					
11					
12					
13					
14					
15					
16					
17					
18					
19					
20					
21					
22					

TestAmerica Pittsburgh

CONTINUING CALIBRATION COMPOUNDS

Instrument ID: hp6.i
Lab File ID: CC61110.D
Analysis Type: WATER
Lab Sample ID: vstd10
Method: \\Pitsvr06\D\chem\hp6.i\6111007.b\8260ee.m

Injection Date: 10-NOV-2007 12:26
Init. Cal. Date(s): 09-NOV-2007 09-NOV-2007
Init. Cal. Times: 11:06 13:39
Quant Type: ISTD

COMPOUND	RRF / AMOUNT	RF50	CCAL RRF50	MIN RRF	%D / %DRIFT	MAX %D / %DRIFT	CURVE TYPE	
$ 39 Dibromofluoromethane	0.22833	0.24559	0.24559	0.010	-7.55801	25.00000	Averaged	
$ 43 1,2-Dichloroethane-d4	0.38035	0.41687	0.41687	0.010	-9.60169	25.00000	Averaged	
$ 59 Toluene-d8	4.16473	3.91990	3.91990	0.010	5.87872	25.00000	Averaged	
$ 80 Bromofluorobenzene	1.09333	1.02557	1.02557	0.010	6.19747	25.00000	Averaged	
2 Chloromethane	0.56210	0.59077	0.59077	0.100	-5.10066	25.00000	Averaged	
3 Vinyl Chloride	0.47309	0.44990	0.44990	0.010	4.90307	20.00000	Averaged	
4 Bromomethane	0.11413	0.11549	0.11549	0.010	-1.19311	25.00000	Averaged	
5 Chloroethane	0.20808	0.20757	0.20757	0.010	0.24512	25.00000	Averaged	
6 Trichlorofluoromethane	0.38938	0.33620	0.33620	0.010	13.65696	25.00000	Averaged	
1 Dichlorodifluoromethane	0.32566	0.25148	0.25148	0.010	22.78029	25.00000	Averaged	
12 1,1-Dichloroethene	0.23957	0.24177	0.24177	0.010	-0.91905	20.00000	Averaged	
13 Acetone	0.09465	0.12997	0.12997	0.010	-37.32369	25.00000	Averaged	<- 2
15 Carbon Disulfide	0.71057	0.68436	0.68436	0.010	3.68870	25.00000	Averaged	
18 Methylene Chloride	0.30348	0.30766	0.30766	0.010	-1.37550	25.00000	Averaged	
19 trans-1,2-Dichloroethene	0.27806	0.27884	0.27884	0.010	-0.28110	25.00000	Averaged	
20 Methyl tert-butyl ether	0.75895	0.79112	0.79112	0.010	-4.23837	25.00000	Averaged	
24 1,1-Dichloroethane	0.68225	0.71689	0.71689	0.100	-5.07832	25.00000	Averaged	
27 2,2-Dichloropropane	0.22685	0.23018	0.23018	0.010	-1.46617	25.00000	Averaged	
28 cis-1,2-dichloroethene	0.29706	0.31203	0.31203	0.010	-5.03995	25.00000	Averaged	
M 29 1,2-Dichloroethene (total)	0.28756	0.29543	0.29543	0.010	-2.73914	25.00000	Averaged	
30 Bromochloromethane	0.13972	0.14449	0.14449	0.010	-3.41316	25.00000	Averaged	
31 2-Butanone	0.13649	0.17489	0.17489	0.010	-28.11428	25.00000	Averaged	<- 2
37 Chloroform	0.49386	0.53380	0.53380	0.010	-8.08693	20.00000	Averaged	
38 1,1,1-Trichloroethane	0.39387	0.39084	0.39084	0.010	0.77041	25.00000	Averaged	
40 1,1-Dichloropropene	0.37981	0.38036	0.38036	0.010	-0.14504	25.00000	Averaged	
41 Carbon Tetrachloride	0.31030	0.31206	0.31206	0.010	-0.56767	25.00000	Averaged	
42 Benzene	1.09030	1.12317	1.12317	0.010	-3.01496	25.00000	Averaged	
45 1,2-Dichloroethane	0.52191	0.57580	0.57580	0.010	-10.32544	25.00000	Averaged	
47 Trichloroethene	0.27998	0.29080	0.29080	0.010	-3.86425	25.00000	Averaged	
49 1,2-Dichloropropane	0.37128	0.38380	0.38380	0.010	-3.37241	20.00000	Averaged	
50 Dibromomethane	0.14690	0.15739	0.15739	0.010	-7.13852	25.00000	Averaged	
53 Bromodichloromethane	0.31753	0.34999	0.34999	0.010	-10.22273	25.00000	Averaged	
57 cis-1,3-Dichloropropene	50.00000	53.64136	0.35031	0.010	-7.28272	0.000e+000	Quadratic	
58 4-Methyl-2-Pentanone	1.20925	1.37756	1.37756	0.010	-13.91873	25.00000	Averaged	
60 Toluene	4.83944	4.69672	4.69672	0.010	2.94921	20.00000	Averaged	
61 trans-1,3-Dichloropropene	50.00000	50.05218	1.17982	0.010	-0.10437	0.000e+000	Quadratic	
63 1,3-Dichloropropane	1.67369	1.66958	1.66958	0.010	0.24553	25.00000	Averaged	
64 1,1,2-Trichloroethane	0.93240	0.95339	0.95339	0.010	-2.25164	25.00000	Averaged	
65 Tetrachloroethene	0.95169	0.91077	0.91077	0.010	4.29981	25.00000	Averaged	
66 2-Hexanone	0.80887	0.89822	0.89822	0.010	-11.04660	25.00000	Averaged	
67 Dibromochloromethane	0.82943	0.90974	0.90974	0.010	-9.68271	25.00000	Averaged	
68 1,2-Dibromoethane	0.97965	1.03763	1.03763	0.010	-5.91784	25.00000	Averaged	

TestAmerica Pittsburgh

CONTINUING CALIBRATION COMPOUNDS

Instrument ID: hp6.i
Lab File ID: CC61110.D
Analysis Type: WATER
Lab Sample ID: vstd10
Method: \\Pitsvr06\D\chem\hp6.i\6111007.b\8260ee.m

Injection Date: 10-NOV-2007 12:26
Init. Cal. Date(s): 09-NOV-2007 09-NOV-2007
Init. Cal. Times: 11:06 13:39
Quant Type: ISTD

COMPOUND	RRF / AMOUNT	RF50	CCAL RRF50	MIN RRF	%D / %DRIFT	MAX %D / %DRIFT	CURVE TYPE
70 Chlorobenzene	3.13820	3.02289	3.02289	0.300	3.67436	25.00000	Averaged
71 1,1,1,2-Tetrachloroethane	0.98220	1.02913	1.02913	0.010	-4.77807	25.00000	Averaged
72 Ethylbenzene	1.89118	1.80777	1.80777	0.010	4.41050	20.00000	Averaged
73 m + p-Xylene	2.32305	2.25450	2.25450	0.010	2.95058	25.00000	Averaged
74 Xylene-o	2.23141	2.21164	2.21164	0.010	0.88622	25.00000	Averaged
M 75 Xylenes (total)	2.29250	2.24022	2.24022	0.010	2.28080	25.00000	Averaged
76 Styrene	3.68197	3.62508	3.62508	0.010	1.54505	25.00000	Averaged
77 Bromoform	50.00000	54.63744	0.47742	0.100	-9.27489	0.000e+000	Quadratic
78 Isopropylbenzene	5.93338	5.74636	5.74636	0.010	3.15205	25.00000	Averaged
79 Bromobenzene	0.85216	0.81753	0.81753	0.010	4.06337	25.00000	Averaged
81 n-Propylbenzene	0.98695	0.97116	0.97116	0.010	1.59942	25.00000	Averaged
82 2-Chlorotoluene	0.84279	0.80936	0.80936	0.010	3.96689	25.00000	Averaged
83 1,1,2,2-Tetrachloroethane	0.74460	0.78822	0.78822	0.300	-5.85886	25.00000	Averaged
84 1,2,3-Trichloropropane	0.28940	0.31606	0.31606	0.010	-9.21301	25.00000	Averaged
85 4-Chlorotoluene	0.88802	0.93177	0.93177	0.010	-4.92680	25.00000	Averaged
86 1,3,5-Trimethylbenzene	3.30860	3.31787	3.31787	0.010	-0.28021	25.00000	Averaged
87 tert-Butylbenzene	2.66762	2.62125	2.62125	0.010	1.73841	25.00000	Averaged
88 1,2,4-Trimethylbenzene	3.28613	3.39763	3.39763	0.010	-3.39308	25.00000	Averaged
89 sec-Butylbenzene	4.18976	4.11473	4.11473	0.010	1.79064	25.00000	Averaged
90 4-Isopropyltoluene	3.38955	3.39469	3.39469	0.010	-0.15166	25.00000	Averaged
91 1,3-Dichlorobenzene	1.70448	1.68963	1.68963	0.010	0.87097	25.00000	Averaged
93 1,4-Dichlorobenzene	1.73441	1.76868	1.76868	0.010	-1.97600	25.00000	Averaged
94 n-Butylbenzene	3.12471	3.02010	3.02010	0.010	3.34774	25.00000	Averaged
95 1,2-Dichlorobenzene	1.60952	1.60535	1.60535	0.010	0.25966	25.00000	Averaged
96 1,2-Dibromo-3-chloropropane	50.00000	61.28514	0.12275	0.010	-22.57028	0.000e+000	Quadratic
97 1,2,4-Trichlorobenzene	1.08765	1.14032	1.14032	0.010	-4.84287	25.00000	Averaged
98 Hexachlorobutadiene	0.57094	0.57020	0.57020	0.010	0.13050	25.00000	Averaged
99 Naphthalene	2.40896	2.67058	2.67058	0.010	-10.86008	25.00000	Averaged
100 1,2,3-Trichlorobenzene	0.98598	1.05807	1.05807	0.010	-7.31167	25.00000	Averaged
101 1,1,2-trichlorotrifluoroeth	0.26725	0.21631	0.21631	0.010	19.06087	25.00000	Averaged
102 Methyl acetate	0.25919	0.30129	0.30129	0.010	-16.24482	25.00000	Averaged
104 Cyclohexane	0.88448	0.74199	0.74199	0.010	16.10955	25.00000	Averaged
105 Methyl Cyclohexane	0.53267	0.43616	0.43616	0.010	18.11730	25.00000	Averaged
157 2-Chlorobenzotrifluoride	1.75315	1.66724	1.66724	0.010	4.90020	25.00000	Averaged
158 3-Chlorobenzotrifluoride	1.76231	1.70661	1.70661	0.010	3.16048	25.00000	Averaged
159 4-Chlorobenzotrifluoride	1.63129	1.61543	1.61543	0.010	0.97166	25.00000	Averaged
160 3-Chlorotoluene	0.85919	0.91815	0.91815	0.010	-6.86261	25.00000	Averaged
161 2,4-Dichlorobenzotrifluorid	0.82243	0.85154	0.85154	0.010	-3.54038	25.00000	Averaged
162 2,5-Dichlorobenzotrifluorid	0.90878	0.92338	0.92338	0.010	-1.60747	25.00000	Averaged
163 3,4-Dichlorobenzotrifluorid	0.85891	0.84578	0.84578	0.010	1.52919	25.00000	Averaged
164 Dichlorotoluene(2,4+2,5+2,6	1.53442	1.61167	1.61167	0.010	-5.03437	25.00000	Averaged
165 Dichlorotoluene(2,3+3,4)	1.62051	1.74521	1.74521	0.010	-7.69488	25.00000	Averaged
166 1,3,5-Trichlorobenzene	1.19165	1.24770	1.24770	0.010	-4.70366	25.00000	Averaged

TestAmerica Pittsburgh

CONTINUING CALIBRATION COMPOUNDS

Instrument ID: hp6.i Injection Date: 10-NOV-2007 12:26
Lab File ID: CC61110.D Init. Cal. Date(s): 09-NOV-2007 09-NOV-2007
Analysis Type: WATER Init. Cal. Times: 11:06 13:39
Lab Sample ID: vstd10 Quant Type: ISTD
Method: \\Pitsvr06\D\chem\hp6.i\6111007.b\8260ee.m

COMPOUND	RRF / AMOUNT	RF50	CCAL RRF50	MIN RRF	%D / %DRIFT	MAX %D / %DRIFT	CURVE TYPE
167 2,3,6-Trichlorotoluene	0.72286	0.76973	0.76973	0.010	-6.48391	25.00000	Averaged
168 2,4,5-Trichlorotoluene	0.81056	0.84993	0.84993	0.010	-4.85761	25.00000	Averaged

8A
VOLATILE INTERNAL STANDARD AREA AND RT SUMMARY

Lab Name: TESTAMERICA PITTSBURGH Contract:

Lab Code: TA Case No.: SAS No.: SDG No.: C7K020180

Lab File ID (Standard): CC31110 Date Analyzed: 11/10/07

Instrument ID: HP3 Time Analyzed: 0925

GC Column: DB 624 ID: 0.18 (mm) Heated Purge: (Y/N) Y

		IS1(CBZ) AREA #	RT #	IS2(DCB) AREA #	RT #	IS3 AREA #	RT #
	12 HOUR STD	71883	10.81	104296	13.13	335782	7.74
	UPPER LIMIT	143766	11.01	208592	13.33	671564	7.94
	LOWER LIMIT	35942	10.61	52148	12.93	167891	7.54
	EPA SAMPLE NO.						
01	INTRA-LAB BL	83328	10.82	120798	13.14	408463	7.75
02	FMC-24	74236	10.81	93292	13.13	388048	7.75
03	INTRA-LAB CH	62286	10.81	97848	13.14	303221	7.74
04	FMC-24	71891	10.81	115127	13.14	342447	7.75
05	FMC-24	66010	10.81	103226	13.13	312726	7.74
06	FMC-9	87780	10.81	113867	13.14	441858	7.75
07	FMC-10	89865	10.81	118749	13.14	448717	7.75
08	FMC-11	88436	10.81	115508	13.14	436495	7.75
09	FMC-12	75569	10.81	100274	13.14	379984	7.75
10	FMC-13	78351	10.81	93443	13.14	406154	7.75
11	FMC-14	84524	10.81	107146	13.14	423499	7.75
12	FMC-15	75123	10.81	101748	13.14	359445	7.75
13	FMC-16	91739	10.81	122620	13.14	441896	7.75
14	FMC-17	81142	10.81	100831	13.14	401665	7.75
15	FMC-18	77558	10.82	92284	13.14	396667	7.75
16	FMC-19	72618	10.81	77561	13.14	394838	7.75
17	FMC-20	71242	10.82	76286	13.14	384153	7.75
18	FMC-21	91725	10.81	123940	13.14	446334	7.75
19	FMC-22	86658	10.82	106817	13.14	438289	7.75
20	FMC-23	85800	10.81	107590	13.14	432072	7.75
21	FMC-3	84753	10.81	108664	13.14	431621	7.75
22	FMC-4	71234	10.81	79156	13.14	397275	7.75

IS1 (CBZ) = Chlorobenzene-d5
IS2 (DCB) = 1,4-Dichlorobenzene-d4
IS3 = Fluorobenzene

AREA UPPER LIMIT = +100% of internal standard area
AREA LOWER LIMIT = - 50% of internal standard area
RT UPPER LIMIT = + 0.20 minutes of internal standard RT
RT LOWER LIMIT = - 0.20 minutes of internal standard RT

Column used to flag values outside QC limits with an asterisk.
* Values outside of QC limits.

8A
VOLATILE INTERNAL STANDARD AREA AND RT SUMMARY

Lab Name: TESTAMERICA PITTSBURGH Contract:

Lab Code: TA Case No.: SAS No.: SDG No.: C7K020180

Lab File ID (Standard): CC31110 Date Analyzed: 11/10/07

Instrument ID: HP3 Time Analyzed: 0925

GC Column: DB 624 ID: 0.18 (mm) Heated Purge: (Y/N) Y

		IS1(CBZ) AREA #	RT #	IS2(DCB) AREA #	RT #	IS3 AREA #	RT #
	12 HOUR STD	71883	10.81	104296	13.13	335782	7.74
	UPPER LIMIT	143766	11.01	208592	13.33	671564	7.94
	LOWER LIMIT	35942	10.61	52148	12.93	167891	7.54
	EPA SAMPLE NO.						
01	FMC-5	62418	10.81	62808	13.14	364717	7.75
02	FMC-6	77603	10.81	90739	13.13	407089	7.75
03							
04							
05							
06							
07							
08							
09							
10							
11							
12							
13							
14							
15							
16							
17							
18							
19							
20							
21							
22							

IS1 (CBZ) = Chlorobenzene-d5
IS2 (DCB) = 1,4-Dichlorobenzene-d4
IS3 = Fluorobenzene

AREA UPPER LIMIT = +100% of internal standard area
AREA LOWER LIMIT = - 50% of internal standard area
RT UPPER LIMIT = + 0.20 minutes of internal standard RT
RT LOWER LIMIT = - 0.20 minutes of internal standard RT

Column used to flag values outside QC limits with an asterisk.
* Values outside of QC limits.

8A

VOLATILE INTERNAL STANDARD AREA AND RT SUMMARY

Lab Name: TA PITTSBURGH Contract:

Lab Code: TA PGH Case No.: SAS No.: SDG No.: C7K020180

Lab File ID (Standard): CC61110 Date Analyzed: 11/10/07

Instrument ID: HP6 Time Analyzed: 1226

GC Column: DB 624 ID: 0.20 (mm) Heated Purge: (Y/N) N

		IS1 AREA #	RT #	IS2(CBZ) AREA #	RT #	IS3(DCB) AREA #	RT #
	12 HOUR STD	479571	7.13	119483	10.24	191760	12.57
	UPPER LIMIT	959142	7.33	238966	10.44	383520	12.77
	LOWER LIMIT	239786	6.93	59742	10.04	95880	12.37
	EPA SAMPLE NO.						
01	INTRA-LAB BL	541647	7.14	117714	10.25	187357	12.57
02	INTRA-LAB CH	462132	7.13	115021	10.24	180069	12.57
03	TRIP_BLANK#1	516392	7.14	144538	10.24	220367	12.57
04	TRIP_BLANK#2	485938	7.14	136358	10.24	220707	12.57
05							
06							
07							
08							
09							
10							
11							
12							
13							
14							
15							
16							
17							
18							
19							
20							
21							
22							

IS1 = Fluorobenzene
IS2 (CBZ) = Chlorobenzene-d5
IS3 (DCB) = 1,4-Dichlorobenzene-d4

AREA UPPER LIMIT = +100% of internal standard area
AREA LOWER LIMIT = - 50% of internal standard area
RT UPPER LIMIT = + 0.20 minutes of internal standard RT
RT LOWER LIMIT = - 0.20 minutes of internal standard RT

Column used to flag values outside QC limits with an asterisk.
* Values outside of QC limits.

8A
VOLATILE INTERNAL STANDARD AREA AND RT SUMMARY

Lab Name: TESTAMERICA PITTSBURGH Contract:

Lab Code: TA Case No.: SAS No.: SDG No.: C7K020180

Lab File ID (Standard): CC31112 Date Analyzed: 11/12/07

Instrument ID: HP3 Time Analyzed: 0529

GC Column: DB 624 ID: 0.18 (mm) Heated Purge: (Y/N) Y

		IS1(CBZ) AREA #	RT #	IS2(DCB) AREA #	RT #	IS3 AREA #	RT #
	12 HOUR STD	81400	10.81	125981	13.13	346890	7.74
	UPPER LIMIT	162800	11.01	251962	13.33	693780	7.94
	LOWER LIMIT	40700	10.61	62991	12.93	173445	7.54
	EPA SAMPLE NO.						
01	INTRA-LAB BL	73025	10.81	117833	13.14	320191	7.75
02	INTRA-LAB CH	78527	10.81	122426	13.14	351423	7.74
03	FMC-7	81899	10.81	97089	13.13	407066	7.74
04	FMC-8	81695	10.81	97774	13.13	398217	7.75
05	FMC-25	69731	10.81	72960	13.13	363716	7.74
06	FMC-26	68704	10.81	76568	13.13	358175	7.75
07							
08							
09							
10							
11							
12							
13							
14							
15							
16							
17							
18							
19							
20							
21							
22							

IS1 (CBZ) = Chlorobenzene-d5
IS2 (DCB) = 1,4-Dichlorobenzene-d4
IS3 = Fluorobenzene

AREA UPPER LIMIT = +100% of internal standard area
AREA LOWER LIMIT = - 50% of internal standard area
RT UPPER LIMIT = + 0.20 minutes of internal standard RT
RT LOWER LIMIT = - 0.20 minutes of internal standard RT

Column used to flag values outside QC limits with an asterisk.
* Values outside of QC limits.

GC/MS SEMIVOLATILE SUMMARY

SW846 8270C METHOD BLANK SUMMARY

BLANK WORKORDER NO.: KAVRF1AA

Lab Name: TestAmerica Laboratories, Inc.

Lab Code: TALPIT

SDG Number:

Lab File ID: S1123015.

Lot Number: C7K020180

Date Analyzed: 11/23/07

Time Analyzed: 13:23

Matrix: SOLID

Date Extracted:11/09/07

GC Column: DB5MS ID: .25

Extraction Method:

Instrument ID: 71

Level:(low/med) LOW

THIS METHOD BLANK APPLIES TO THE FOLLOWING SAMPLES, LCS, LCSD, MS , MSD:

	CLIENT ID.	SAMPLE WORK ORDER #	LAB FILE ID	DATE ANALYZED	TIME ANALYZED
01	FMC-24	KAEM31AU	S1123020.	11/23/07	18:49
02	FMC-9	KAERC1AU	S1123021.	11/23/07	19:07
03	FMC-10	KAERF1AU	S1123022.	11/23/07	19:26
04	FMC-11	KAERJ1AU	S1123023.	11/23/07	19:44
05	FMC-12	KAERM1AU	S1123024.	11/23/07	20:02
06	FMC-13	KAERT1AU	S1123025.	11/23/07	20:20
07	FMC-14	KAER01AU	S1123026.	11/23/07	20:38
08	FMC-15	KAETX1AU	S1123017.	11/23/07	17:55
09	FMC-15	KAETX1A2 S	S1123018.	11/23/07	18:13
10	FMC-15	KAETX1A3 D	S1123019.	11/23/07	18:31
11	FMC-16	KAET31AU	S1123027.	11/23/07	20:57
12	FMC-17	KAET71AU	S1123028.	11/23/07	21:15
13	FMC-18	KAEVC1AU	S1123029.	11/23/07	21:33
14	FMC-19	KAEVF1AU	S1123030.	11/23/07	21:51
15	FMC-20	KAEVN1AU	S1123031.	11/23/07	22:10
16	FMC-21	KAEV01AU	S1123032.	11/23/07	22:28
17	FMC-22	KAEV31AU	S1123033.	11/23/07	22:46
18	FMC-23	KAEV91AU	S1123034.	11/23/07	23:04
19	FMC-3	KAEWD1AU	S1123035.	11/23/07	23:22
20	FMC-4	KAEWN1AU	S1123036.	11/23/07	23:40
21	FMC-5	KAEWQ1AU	S1123037.	11/23/07	23:59
22	FMC-6	KAEWX1AU	S1127002.	11/27/07	16:51
23	CHECK SAMPLE	KAVRF1AC C	S1123016.	11/23/07	13:59
24					
25					
26					
27					
28					
29					
30					

COMMENTS:

FORM IV

METHOD BLANK REPORT

GC/MS Semivolatiles

Client Lot #...: C7K020180 **Work Order #...:** KAVRF1AA **Matrix.....:** SOLID
MB Lot-Sample #: C7K090000-027

Prep Date.....: 11/09/07 **Analysis Time..:** 13:23
Analysis Date..: 11/23/07 **Prep Batch #...:** 7313027 **Final Wgt/Vol..:** 0.5 mL
Dilution Factor: 0.5 **Initial Wgt/Vol:** 30 g **Instrument ID..:** 71
Analyst ID.....: 045183

PARAMETER	RESULT	REPORTING LIMIT	UNITS	METHOD
Acenaphthene	ND	3.4	ug/kg	SW846 8270C
Acenaphthylene	ND	3.4	ug/kg	SW846 8270C
Acetophenone	ND	16	ug/kg	SW846 8270C
Anthracene	ND	3.4	ug/kg	SW846 8270C
Atrazine	ND	16	ug/kg	SW846 8270C
Benzo(a)anthracene	ND	3.4	ug/kg	SW846 8270C
Benzo(a)pyrene	ND	3.4	ug/kg	SW846 8270C
Benzo(b)fluoranthene	ND	3.4	ug/kg	SW846 8270C
Benzo(ghi)perylene	ND	3.4	ug/kg	SW846 8270C
Benzo(k)fluoranthene	ND	3.4	ug/kg	SW846 8270C
Benzaldehyde	ND	16	ug/kg	SW846 8270C
1,1'-Biphenyl	ND	16	ug/kg	SW846 8270C
bis(2-Chloroethoxy) methane	ND	16	ug/kg	SW846 8270C
bis(2-Chloroethyl)-ether	ND	3.4	ug/kg	SW846 8270C
bis(2-Ethylhexyl) phthalate	ND	16	ug/kg	SW846 8270C
4-Bromophenyl phenyl ether	ND	16	ug/kg	SW846 8270C
Butyl benzyl phthalate	ND	16	ug/kg	SW846 8270C
Caprolactam	ND	16	ug/kg	SW846 8270C
Carbazole	ND	3.4	ug/kg	SW846 8270C
4-Chloroaniline	ND	16	ug/kg	SW846 8270C
4-Chloro-3-methylphenol	ND	16	ug/kg	SW846 8270C
2-Chloronaphthalene	ND	3.4	ug/kg	SW846 8270C
2-Chlorophenol	ND	16	ug/kg	SW846 8270C
4-Chlorophenyl phenyl ether	ND	16	ug/kg	SW846 8270C
Chrysene	ND	3.4	ug/kg	SW846 8270C
Dibenz(a,h)anthracene	ND	3.4	ug/kg	SW846 8270C
Dibenzofuran	ND	16	ug/kg	SW846 8270C
3,3'-Dichlorobenzidine	ND	16	ug/kg	SW846 8270C
2,4-Dichlorophenol	ND	3.4	ug/kg	SW846 8270C
Diethyl phthalate	**3.3 J**	**16**	**ug/kg**	**SW846 8270C**
2,4-Dimethylphenol	ND	16	ug/kg	SW846 8270C
Dimethyl phthalate	ND	16	ug/kg	SW846 8270C
Di-n-butyl phthalate	ND	16	ug/kg	SW846 8270C
4,6-Dinitro-2-methylphenol	ND	85	ug/kg	SW846 8270C

(Continued on next page)

METHOD BLANK REPORT

GC/MS Semivolatiles

Client Lot #...: C7K020180 **Work Order #...:** KAVRF1AA **Matrix.....:** SOLID

PARAMETER	RESULT	REPORTING LIMIT	UNITS	METHOD
2,4-Dinitrophenol	ND	85	ug/kg	SW846 8270C
2,4-Dinitrotoluene	ND	16	ug/kg	SW846 8270C
2,6-Dinitrotoluene	ND	16	ug/kg	SW846 8270C
Di-n-octyl phthalate	ND	16	ug/kg	SW846 8270C
Fluoranthene	ND	3.4	ug/kg	SW846 8270C
Fluorene	ND	3.4	ug/kg	SW846 8270C
Hexachlorobenzene	ND	3.4	ug/kg	SW846 8270C
Hexachlorobutadiene	ND	3.4	ug/kg	SW846 8270C
Hexachlorocyclopenta-diene	ND	16	ug/kg	SW846 8270C
Hexachloroethane	ND	16	ug/kg	SW846 8270C
Indeno(1,2,3-cd)pyrene	ND	3.4	ug/kg	SW846 8270C
Isophorone	ND	16	ug/kg	SW846 8270C
2-Methylnaphthalene	ND	3.4	ug/kg	SW846 8270C
2-Methylphenol	ND	16	ug/kg	SW846 8270C
4-Methylphenol	ND	16	ug/kg	SW846 8270C
Naphthalene	ND	3.4	ug/kg	SW846 8270C
2-Nitroaniline	ND	85	ug/kg	SW846 8270C
3-Nitroaniline	ND	85	ug/kg	SW846 8270C
4-Nitroaniline	ND	85	ug/kg	SW846 8270C
Nitrobenzene	ND	3.4	ug/kg	SW846 8270C
2-Nitrophenol	ND	16	ug/kg	SW846 8270C
4-Nitrophenol	ND	85	ug/kg	SW846 8270C
N-Nitrosodi-n-propyl-amine	ND	3.4	ug/kg	SW846 8270C
N-Nitrosodiphenylamine	ND	3.4	ug/kg	SW846 8270C
2,2'-oxybis(1-Chloropropa	ND	3.4	ug/kg	SW846 8270C
Pentachlorophenol	ND	16	ug/kg	SW846 8270C
Phenanthrene	ND	3.4	ug/kg	SW846 8270C
Phenol	ND	3.4	ug/kg	SW846 8270C
Pyrene	ND	3.4	ug/kg	SW846 8270C
2,4,5-Trichloro-phenol	ND	16	ug/kg	SW846 8270C
2,4,6-Trichloro-phenol	ND	16	ug/kg	SW846 8270C

SURROGATE	PERCENT RECOVERY	RECOVERY LIMITS
Nitrobenzene-d5	60	(27 - 110)
Terphenyl-d14	76	(21 - 130)
2-Fluorobiphenyl	58	(28 - 108)
2-Fluorophenol	61	(28 - 107)
Phenol-d5	68	(30 - 112)
2,4,6-Tribromophenol	59	(21 - 116)

(Continued on next page)

METHOD BLANK REPORT

GC/MS Semivolatiles

Client Lot #...: C7K020180 **Work Order #...:** KAVRF1AA **Matrix.....:** SOLID

NOTE(S):

Calculations are performed before rounding to avoid round-off errors in calculated results.

J Estimated result. Result is less than RL.

SW846 8270C CHECK SAMPLE RECOVERY

Lab Name: TestAmerica Laboratories, Inc. Client: Tetra Tech NUS, Inc

Lab Code: TALPIT SDG No:

Lot #: C7K090000 WO #: KAVRF1AC

BATCH: 7313027

COMPOUND	SPIKE ADDED (ug/kg)	SAMPLE CONCENT. (ug/kg)	% REC	QC LIMITS REC	QUAL
Phenol	333	243	73	44 - 100	
2-Chlorophenol	333	247	74	45 - 99	
N-Nitrosodi-n-propylamine	333	247	74	39 - 111	
4-Chloro-3-methylphenol	333	277	83	37 - 114	
Acenaphthene	333	237	71	34 - 107	
4-Nitrophenol	333	277	83	24 - 132	
2,4-Dinitrotoluene	333	278	83	42 - 118	
Pentachlorophenol	333	233	70	18 - 117	
Pyrene	333	274	82	28 - 116	
bis(2-Chloroethyl) ether	333	228	68	46 - 95	
2-Methylphenol	333	249	75	40 - 110	
4-Methylphenol	667	508	76	40 - 113	
Hexachloroethane	333	240	72	40 - 102	
Nitrobenzene	333	249	75	27 - 127	
Isophorone	333	259	78	36 - 121	
2-Nitrophenol	333	248	74	49 - 110	
2,4-Dimethylphenol	333	240	72	33 - 109	
bis(2-Chloroethoxy)methan	333	238	71	40 - 102	
2,4-Dichlorophenol	333	268	80	39 - 111	
Naphthalene	333	237	71	38 - 103	
4-Chloroaniline	333	227	68	26 - 96	
Hexachlorobutadiene	333	253	76	38 - 112	
2-Methylnaphthalene	333	245	73	33 - 110	
Hexachlorocyclopentadiene	333	300	90	29 - 133	
2,4,6-Trichlorophenol	333	259	78	37 - 116	
2,4,5-Trichlorophenol	333	241	72	36 - 113	
2-Chloronaphthalene	333	236	71	34 - 105	
2-Nitroaniline	333	246	74	34 - 119	
Dimethyl phthalate	333	251	75	35 - 111	
Acenaphthylene	333	261	78	32 - 122	
2,6-Dinitrotoluene	333	272	82	39 - 124	

(Continued on next page)

SW846 8270C CHECK SAMPLE RECOVERY

Lab Name: TestAmerica Laboratories, Inc. Client: Tetra Tech NUS, Inc

Lab Code: TALPIT SDG No:

Lot #: C7K090000 WO #: KAVRF1AC

BATCH: 7313027

COMPOUND	SPIKE ADDED (ug/kg)	SAMPLE CONCENT. (ug/kg)	% REC	QC LIMITS REC	QUAL
3-Nitroaniline	333	225	68	32 - 106	
2,4-Dinitrophenol	333	329	99	19 - 140	
Dibenzofuran	333	236	71	33 - 105	
Diethyl phthalate	333	260	78	32 - 112	
4-Chlorophenyl phenyl eth	333	234	70	35 - 110	
Fluorene	333	240	72	33 - 111	
4-Nitroaniline	333	260	78	34 - 113	
4,6-Dinitro-2-methylpheno	333	289	87	38 - 129	
N-Nitrosodiphenylamine	333	238	71	37 - 99	
4-Bromophenyl phenyl ethe	333	246	74	37 - 105	
Hexachlorobenzene	333	247	74	35 - 102	
Phenanthrene	333	235	70	35 - 95	
Anthracene	333	258	77	32 - 106	
Carbazole	333	268	80	35 - 105	
Di-n-butyl phthalate	333	285	85	37 - 108	
Fluoranthene	333	265	79	35 - 103	
Butyl benzyl phthalate	333	253	76	35 - 110	
3,3'-Dichlorobenzidine	333	164	49	21 - 88	
Benzo(a)anthracene	333	259	78	34 - 108	
Chrysene	333	254	76	35 - 103	
bis(2-Ethylhexyl) phthala	333	257	77	34 - 115	
Di-n-octyl phthalate	333	288	86	24 - 141	
Benzo(b)fluoranthene	333	283	85	24 - 113	
Benzo(k)fluoranthene	333	265	80	28 - 120	
Benzo(a)pyrene	333	289	87	32 - 122	
Indeno(1,2,3-cd)pyrene	333	276	83	18 - 140	
Dibenz(a,h)anthracene	333	277	83	22 - 135	
Benzo(ghi)perylene	333	270	81	21 - 131	
2,2'-oxybis(1-Chloropropa	333	227	68	28 - 114	

NOTES(S):

* Values outside of QC limits

Spike Recovery: 0 out of 60 outside limits

COMMENTS:

FORM III

SW846 8270C MATRIX SPIKE/MATRIX SPIKE DUPLICATE RECOVERY

Lab Name: TestAmerica Laboratories, Inc. Client: Tetra Tech NUS, Inc

Lab Code: TALPIT SDG No:

Matrix Spike ID: FMC-15 Level: (low/med) LOW

Lot #: C7K020180 WO #: KAETX1A2

BATCH: 7313027

COMPOUND	SPIKE ADDED (ug/kg)	SAMPLE CONCENT. (ug/kg)	MS CONCENT. (ug/kg)	MS % REC	LIMITS REC	QUAL
Phenol	632	ND	469	74	44 - 100	
2-Chlorophenol	632	ND	486	77	45 - 99	
N-Nitrosodi-n-propylamine	632	ND	519	82	39 - 111	
4-Chloro-3-methylphenol	632	ND	615	97	37 - 114	
Acenaphthene	632	ND	496	78	34 - 107	
4-Nitrophenol	632	ND	586	93	24 - 132	
2,4-Dinitrotoluene	632	ND	637	101	42 - 118	
Pentachlorophenol	632	ND	360	57	18 - 117	
Pyrene	632	13	624	97	28 - 116	
bis(2-Chloroethyl) ether	632	ND	447	71	46 - 95	
2-Methylphenol	632	ND	498	79	40 - 110	
4-Methylphenol	1260	ND	1050	83	40 - 113	
Hexachloroethane	632	ND	333	53	40 - 102	
Nitrobenzene	632	ND	490	78	27 - 127	
Isophorone	632	ND	543	86	36 - 121	
2-Nitrophenol	632	ND	534	84	49 - 110	
2,4-Dimethylphenol	632	ND	525	83	33 - 109	
bis(2-Chloroethoxy)methan	632	ND	491	78	40 - 102	
2,4-Dichlorophenol	632	ND	556	88	39 - 111	
Naphthalene	632	2.0	466	73	38 - 103	
4-Chloroaniline	632	ND	288	46	26 - 96	
Hexachlorobutadiene	632	ND	484	77	38 - 112	
2-Methylnaphthalene	632	1.8	498	78	33 - 110	
Hexachlorocyclopentadiene	632	ND	29.7	4*	29 - 133	a
2,4,6-Trichlorophenol	632	ND	587	93	37 - 116	
2,4,5-Trichlorophenol	632	ND	519	82	36 - 113	
2-Chloronaphthalene	632	ND	494	78	34 - 105	
2-Nitroaniline	632	ND	545	86	34 - 119	

(Continued on next page)

SW846 8270C MATRIX SPIKE/MATRIX SPIKE DUPLICATE RECOVERY

Lab Name: TestAmerica Laboratories, Inc. Client: Tetra Tech NUS, Inc

Lab Code: TALPIT SDG No:

Matrix Spike ID: FMC-15 Level: (low/med) LOW

Lot #: C7K020180 WO #: KAETX1A2

BATCH: 7313027

COMPOUND	SPIKE ADDED (ug/kg)	SAMPLE CONCENT. (ug/kg)	MS CONCENT. (ug/kg)	MS % REC	LIMITS REC	QUAL
Dimethyl phthalate	632	ND	565	89	35 - 111	
Acenaphthylene	632	3.9	560	88	32 - 122	
2,6-Dinitrotoluene	632	ND	602	95	39 - 124	
3-Nitroaniline	632	ND	421	67	32 - 106	
2,4-Dinitrophenol	632	ND	713	113	19 - 140	
Dibenzofuran	632	ND	509	80	33 - 105	
Diethyl phthalate	632	6.4	588	92	32 - 112	
4-Chlorophenyl phenyl eth	632	ND	507	80	35 - 110	
Fluorene	632	2.3	518	82	33 - 111	
4-Nitroaniline	632	ND	532	84	34 - 113	
4,6-Dinitro-2-methylpheno	632	ND	618	98	38 - 129	
N-Nitrosodiphenylamine	632	ND	520	82	37 - 99	
4-Bromophenyl phenyl ethe	632	ND	520	82	37 - 105	
Hexachlorobenzene	632	ND	493	78	35 - 102	
Phenanthrene	632	7.7	527	82	35 - 95	
Anthracene	632	4.4	509	80	32 - 106	
Carbazole	632	ND	555	88	35 - 105	
Di-n-butyl phthalate	632	5.7	620	97	37 - 108	
Fluoranthene	632	15	581	89	35 - 103	
Butyl benzyl phthalate	632	15	562	86	35 - 110	
3,3'-Dichlorobenzidine	632	ND	278	44	21 - 88	
Benzo(a)anthracene	632	7.6	579	90	34 - 108	
Chrysene	632	7.8	565	88	35 - 103	
bis(2-Ethylhexyl) phthala	632	20	574	88	34 - 115	
Di-n-octyl phthalate	632	ND	551	87	24 - 141	
Benzo(b)fluoranthene	632	12	619	96	24 - 113	
Benzo(k)fluoranthene	632	4.1	485	76	28 - 120	
Benzo(a)pyrene	632	8.6	591	92	32 - 122	

(Continued on next page)

SW846 8270C MATRIX SPIKE/MATRIX SPIKE DUPLICATE RECOVERY

Lab Name: TestAmerica Laboratories, Inc. Client: Tetra Tech NUS, Inc

Lab Code: TALPIT SDG No:

Matrix Spike ID: FMC-15 Level: (low/med) LOW

Lot #: C7K020180 WO #: KAETX1A2
BATCH: 7313027

COMPOUND	SPIKE ADDED (ug/kg)	SAMPLE CONCENT. (ug/kg)	MS CONCENT. (ug/kg)	MS % REC	LIMITS REC	QUAL
Indeno(1,2,3-cd)pyrene	632	6.9	601	94	18 - 140	
Dibenz(a,h)anthracene	632	ND	576	91	22 - 135	
Benzo(ghi)perylene	632	8.4	604	94	21 - 131	
2,2'-oxybis(1-Chloropropa	632	ND	436	69	28 - 114	

NOTES(S):

Results and reporting limits have been adjusted for dry weight.

a Spiked analyte recovery is outside stated control limits.

Column to be used to flag recovery and RPD values with an asterisk
* Values outside of QC limits

RPD: 0 out of 0 outside limits
Spike Recovery: 1 out of 60 outside limits

COMMENTS:

FORM III

SW846 8270C MATRIX SPIKE/MATRIX SPIKE DUPLICATE RECOVERY

Lab Name: TestAmerica Laboratories, Inc. Client: Tetra Tech NUS, Inc

Lab Code: TALPIT SDG No:

Matrix Spike ID: FMC-15 Level: (low/med) LOW

Lot #: C7K020180 WO #: KAETX1A3

BATCH: 7313027

COMPOUND	SPIKE ADDED (ug/kg)	MSD CONCENT. (ug/kg)	MSD % REC	% RPD		QC LIMITS RPD	QC LIMITS REC	QUAL
Phenol	632	363	57	26		40	44 - 100	
2-Chlorophenol	632	370	58	27		40	45 - 99	
N-Nitrosodi-n-propylamine	632	393	62	28		32	39 - 111	
4-Chloro-3-methylphenol	632	505	80	20		31	37 - 114	
Acenaphthene	632	415	65	18		36	34 - 107	
4-Nitrophenol	632	496	78	17		37	24 - 132	
2,4-Dinitrotoluene	632	534	85	17		33	42 - 118	
Pentachlorophenol	632	263	42	31		37	18 - 117	
Pyrene	632	529	82	16		28	28 - 116	
bis(2-Chloroethyl) ether	632	337	53	28		33	46 - 95	
2-Methylphenol	632	396	63	23		37	40 - 110	
4-Methylphenol	1260	842	67	22		42	40 - 113	
Hexachloroethane	632	239	38*	33		37	40 - 102	a
Nitrobenzene	632	386	61	24		36	27 - 127	
Isophorone	632	441	70	21		33	36 - 121	
2-Nitrophenol	632	429	68	22		30	49 - 110	
2,4-Dimethylphenol	632	431	68	20		42	33 - 109	
bis(2-Chloroethoxy)methan	632	384	61	25		35	40 - 102	
2,4-Dichlorophenol	632	458	73	19		27	39 - 111	
Naphthalene	632	376	59	21		25	38 - 103	
4-Chloroaniline	632	248	39	15		28	26 - 96	
Hexachlorobutadiene	632	382	61	23		25	38 - 112	
2-Methylnaphthalene	632	409	64	20		34	33 - 110	
Hexachlorocyclopentadiene	632	10.5	1*	95	*	33	29 - 133	a p
2,4,6-Trichlorophenol	632	478	76	20		47	37 - 116	
2,4,5-Trichlorophenol	632	431	68	19		35	36 - 113	
2-Chloronaphthalene	632	392	62	23		44	34 - 105	
2-Nitroaniline	632	459	73	17		34	34 - 119	

(Continued on next page)

SW846 8270C MATRIX SPIKE/MATRIX SPIKE DUPLICATE RECOVERY

Lab Name: TestAmerica Laboratories, Inc. Client: Tetra Tech NUS, Inc

Lab Code: TALPIT SDG No:

Matrix Spike ID: FMC-15 Level: (low/med) LOW

Lot #: C7K020180 WO #: KAETX1A3

BATCH: 7313027

COMPOUND	SPIKE ADDED	MSD CONCENT.	MSD % REC	% RPD	QC LIMITS RPD	QC LIMITS REC	QUAL
Dimethyl phthalate	632	464	73	20	41	35 - 111	
Acenaphthylene	632	464	73	19	40	32 - 122	
2,6-Dinitrotoluene	632	505	80	17	30	39 - 124	
3-Nitroaniline	632	375	59	12	27	32 - 106	
2,4-Dinitrophenol	632	577	91	21	43	19 - 140	
Dibenzofuran	632	417	66	20	37	33 - 105	
Diethyl phthalate	632	491	77	18	38	32 - 112	
4-Chlorophenyl phenyl eth	632	433	69	16	44	35 - 110	
Fluorene	632	439	69	16	47	33 - 111	
4-Nitroaniline	632	453	72	16	31	34 - 113	
4,6-Dinitro-2-methylpheno	632	509	81	19	35	38 - 129	
N-Nitrosodiphenylamine	632	442	70	16	40	37 - 99	
4-Bromophenyl phenyl ethe	632	440	70	17	20	37 - 105	
Hexachlorobenzene	632	427	68	14	29	35 - 102	
Phenanthrene	632	446	69	17	20	35 - 95	
Anthracene	632	438	69	15	35	32 - 106	
Carbazole	632	468	74	17	38	35 - 105	
Di-n-butyl phthalate	632	517	81	18	34	37 - 108	
Fluoranthene	632	469	72	21	23	35 - 103	
Butyl benzyl phthalate	632	498	76	12	34	35 - 110	
3,3'-Dichlorobenzidine	632	288	46	3.5	30	21 - 88	
Benzo(a)anthracene	632	517	81	11	32	34 - 108	
Chrysene	632	495	77	13	31	35 - 103	
bis(2-Ethylhexyl) phthala	632	500	76	14	31	34 - 115	
Di-n-octyl phthalate	632	474	75	15	43	24 - 141	
Benzo(b)fluoranthene	632	475	73	26	28	24 - 113	
Benzo(k)fluoranthene	632	476	75	1.7	47	28 - 120	
Benzo(a)pyrene	632	513	80	14	31	32 - 122	

(Continued on next page)

SW846 8270C MATRIX SPIKE/MATRIX SPIKE DUPLICATE RECOVERY

Lab Name: TestAmerica Laboratories, Inc. Client: Tetra Tech NUS, Inc

Lab Code: TALPIT SDG No:

Matrix Spike ID: FMC-15 Level:(low/med) LOW

Lot #: C7K020180 WO #: KAETX1A3
BATCH: 7313027

COMPOUND	SPIKE ADDED	MSD CONCENT.	MSD % REC	% RPD	QC LIMITS RPD	QC LIMITS REC	QUAL
Indeno(1,2,3-cd)pyrene	632	542	85	10	37	18- 140	
Dibenz(a,h)anthracene	632	523	83	9.6	40	22- 135	
Benzo(ghi)perylene	632	557	87	8.1	21	21- 131	
2,2'-oxybis(1-Chloropropa	632	332	53	27	31	28- 114	

NOTES(S):

Results and reporting limits have been adjusted for dry weight.

a Spiked analyte recovery is outside stated control limits.

p Relative percent difference (RPD) is outside stated control limits.

Column to be used to flag recovery and RPD values with an asterisk
* Values outside of QC limits

RPD: 1 out of 60 outside limits
Spike Recovery: 2 out of 60 outside limits

COMMENTS:

FORM III

SW846 8270C METHOD BLANK SUMMARY

BLANK WORKORDER NO.: KA0081AA

Lab Name: TestAmerica Laboratories, Inc.

Lab Code: TALPIT

SDG Number:

Lab File ID: F1127014.

Lot Number: C7K020180

Date Analyzed: 11/27/07

Time Analyzed: 15:14

Matrix: SOLID

Date Extracted:11/10/07

GC Column: HP5MS ID: .25

Extraction Method:

Instrument ID: 722

Level:(low/med) LOW

THIS METHOD BLANK APPLIES TO THE FOLLOWING SAMPLES, LCS, LCSD, MS , MSD:

	CLIENT ID.	SAMPLE WORK ORDER #	LAB FILE ID	DATE ANALYZED	TIME ANALYZED
01	INTRA-LAB QC	KAAVV1A5	F1128007.	11/28/07	12:44
02	LAB MS/MSD	KAAVV1A6 S	F1128008.	11/28/07	13:12
03	LAB MS/MSD	KAAVV1A7 D	F1128009.	11/28/07	13:41
04	FMC-7	KAEW11AU	F1128010.	11/28/07	14:09
05	FMC-8	KAEW51AU	F1128011.	11/28/07	14:38
06	FMC-25	KAEW91AU	F1128012.	11/28/07	15:06
07	FMC-26	KAEXG1AU	F1128013.	11/28/07	15:35
08	CHECK SAMPLE	KA0081AC C	F1127015.	11/27/07	15:42
09					
10					
11					
12					
13					
14					
15					
16					
17					
18					
19					
20					
21					
22					
23					
24					
25					
26					
27					
28					
29					
30					

COMMENTS:

FORM IV

METHOD BLANK REPORT

GC/MS Semivolatiles

Client Lot #...: C7K020180
MB Lot-Sample #: C7K100000-010

Work Order #...: KA0081AA

Matrix.....: SOLID

Analysis Date..: 11/27/07
Dilution Factor: 0.5

Prep Date.....: 11/10/07
Prep Batch #...: 7314010
Initial Wgt/Vol: 30 g
Analyst ID.....: 007062

Analysis Time..: 15:14
Final Wgt/Vol..: 0.5 mL
Instrument ID..: 722

PARAMETER	RESULT	REPORTING LIMIT	UNITS	METHOD
Acenaphthene	ND	3.4	ug/kg	SW846 8270C
Acenaphthylene	ND	3.4	ug/kg	SW846 8270C
Acetophenone	ND	16	ug/kg	SW846 8270C
Anthracene	ND	3.4	ug/kg	SW846 8270C
Atrazine	ND	16	ug/kg	SW846 8270C
Benzo(a)anthracene	ND	3.4	ug/kg	SW846 8270C
Benzo(a)pyrene	ND	3.4	ug/kg	SW846 8270C
Benzo(b)fluoranthene	ND	3.4	ug/kg	SW846 8270C
Benzo(ghi)perylene	ND	3.4	ug/kg	SW846 8270C
Benzo(k)fluoranthene	ND	3.4	ug/kg	SW846 8270C
Benzaldehyde	ND	16	ug/kg	SW846 8270C
1,1'-Biphenyl	ND	16	ug/kg	SW846 8270C
bis(2-Chloroethoxy) methane	ND	16	ug/kg	SW846 8270C
bis(2-Chloroethyl)-ether	ND	3.4	ug/kg	SW846 8270C
bis(2-Ethylhexyl) phthalate	ND	16	ug/kg	SW846 8270C
4-Bromophenyl phenyl ether	ND	16	ug/kg	SW846 8270C
Butyl benzyl phthalate	ND	16	ug/kg	SW846 8270C
Caprolactam	ND	16	ug/kg	SW846 8270C
Carbazole	ND	3.4	ug/kg	SW846 8270C
4-Chloroaniline	ND	16	ug/kg	SW846 8270C
4-Chloro-3-methylphenol	ND	16	ug/kg	SW846 8270C
2-Chloronaphthalene	ND	3.4	ug/kg	SW846 8270C
2-Chlorophenol	ND	16	ug/kg	SW846 8270C
4-Chlorophenyl phenyl ether	ND	16	ug/kg	SW846 8270C
Chrysene	ND	3.4	ug/kg	SW846 8270C
Dibenz(a,h)anthracene	ND	3.4	ug/kg	SW846 8270C
Dibenzofuran	ND	16	ug/kg	SW846 8270C
3,3'-Dichlorobenzidine	ND	16	ug/kg	SW846 8270C
2,4-Dichlorophenol	ND	3.4	ug/kg	SW846 8270C
Diethyl phthalate	ND	16	ug/kg	SW846 8270C
2,4-Dimethylphenol	ND	16	ug/kg	SW846 8270C
Dimethyl phthalate	ND	16	ug/kg	SW846 8270C
Di-n-butyl phthalate	ND	16	ug/kg	SW846 8270C
4,6-Dinitro-2-methylphenol	ND	85	ug/kg	SW846 8270C

(Continued on next page)

METHOD BLANK REPORT

GC/MS Semivolatiles

Client Lot #...: C7K020180 **Work Order #...:** KA0081AA **Matrix.....:** SOLID

PARAMETER	RESULT	REPORTING LIMIT	UNITS	METHOD
2,4-Dinitrophenol	ND	85	ug/kg	SW846 8270C
2,4-Dinitrotoluene	ND	16	ug/kg	SW846 8270C
2,6-Dinitrotoluene	ND	16	ug/kg	SW846 8270C
Di-n-octyl phthalate	ND	16	ug/kg	SW846 8270C
Fluoranthene	ND	3.4	ug/kg	SW846 8270C
Fluorene	ND	3.4	ug/kg	SW846 8270C
Hexachlorobenzene	ND	3.4	ug/kg	SW846 8270C
Hexachlorobutadiene	ND	3.4	ug/kg	SW846 8270C
Hexachlorocyclopenta-diene	ND	16	ug/kg	SW846 8270C
Hexachloroethane	ND	16	ug/kg	SW846 8270C
Indeno(1,2,3-cd)pyrene	ND	3.4	ug/kg	SW846 8270C
Isophorone	ND	16	ug/kg	SW846 8270C
2-Methylnaphthalene	ND	3.4	ug/kg	SW846 8270C
2-Methylphenol	ND	16	ug/kg	SW846 8270C
4-Methylphenol	ND	16	ug/kg	SW846 8270C
Naphthalene	ND	3.4	ug/kg	SW846 8270C
2-Nitroaniline	ND	85	ug/kg	SW846 8270C
3-Nitroaniline	ND	85	ug/kg	SW846 8270C
4-Nitroaniline	ND	85	ug/kg	SW846 8270C
Nitrobenzene	ND	3.4	ug/kg	SW846 8270C
2-Nitrophenol	ND	16	ug/kg	SW846 8270C
4-Nitrophenol	ND	85	ug/kg	SW846 8270C
N-Nitrosodi-n-propyl-amine	ND	3.4	ug/kg	SW846 8270C
N-Nitrosodiphenylamine	ND	3.4	ug/kg	SW846 8270C
2,2'-oxybis(1-Chloropropa	ND	3.4	ug/kg	SW846 8270C
Pentachlorophenol	ND	16	ug/kg	SW846 8270C
Phenanthrene	ND	3.4	ug/kg	SW846 8270C
Phenol	ND	3.4	ug/kg	SW846 8270C
Pyrene	ND	3.4	ug/kg	SW846 8270C
2,4,5-Trichloro-phenol	ND	16	ug/kg	SW846 8270C
2,4,6-Trichloro-phenol	ND	16	ug/kg	SW846 8270C

SURROGATE	PERCENT RECOVERY	RECOVERY LIMITS
Nitrobenzene-d5	61	(27 - 110)
Terphenyl-d14	115	(21 - 130)
2-Fluorobiphenyl	59	(28 - 108)
2-Fluorophenol	59	(28 - 107)
Phenol-d5	62	(30 - 112)
2,4,6-Tribromophenol	68	(21 - 116)

(Continued on next page)

METHOD BLANK REPORT

GC/MS Semivolatiles

Client Lot #...: C7K020180 Work Order #...: KA0081AA Matrix.....: SOLID

NOTE(S):

Calculations are performed before rounding to avoid round-off errors in calculated results.

SW846 8270C CHECK SAMPLE RECOVERY

Lab Name: TestAmerica Laboratories, Inc. Client: Tetra Tech NUS, Inc

Lab Code: TALPIT SDG No:

Lot #: C7K100000 WO #: KA0081AC

BATCH: 7314010

COMPOUND	SPIKE ADDED (ug/kg)	SAMPLE CONCENT. (ug/kg)	% REC	QC LIMITS REC	QUAL
Phenol	333	217	65	44 - 100	
2-Chlorophenol	333	224	67	45 - 99	
N-Nitrosodi-n-propylamine	333	226	68	39 - 111	
4-Chloro-3-methylphenol	333	227	68	37 - 114	
Acenaphthene	333	223	67	34 - 107	
4-Nitrophenol	333	189	57	24 - 132	
2,4-Dinitrotoluene	333	248	74	42 - 118	
Pentachlorophenol	333	230	69	18 - 117	
Pyrene	333	289	87	28 - 116	
bis(2-Chloroethyl) ether	333	215	65	46 - 95	
2-Methylphenol	333	222	67	40 - 110	
4-Methylphenol	667	428	64	40 - 113	
Hexachloroethane	333	224	67	40 - 102	
Nitrobenzene	333	235	70	27 - 127	
Isophorone	333	253	76	36 - 121	
2-Nitrophenol	333	250	75	49 - 110	
2,4-Dimethylphenol	333	223	67	33 - 109	
bis(2-Chloroethoxy)methan	333	225	68	40 - 102	
2,4-Dichlorophenol	333	242	73	39 - 111	
Naphthalene	333	227	68	38 - 103	
4-Chloroaniline	333	208	62	26 - 96	
Hexachlorobutadiene	333	247	74	38 - 112	
2-Methylnaphthalene	333	228	68	33 - 110	
Hexachlorocyclopentadiene	333	362	109	29 - 133	
2,4,6-Trichlorophenol	333	242	73	37 - 116	
2,4,5-Trichlorophenol	333	234	70	36 - 113	
2-Chloronaphthalene	333	226	68	34 - 105	
2-Nitroaniline	333	247	74	34 - 119	
Dimethyl phthalate	333	235	71	35 - 111	
Acenaphthylene	333	254	76	32 - 122	
2,6-Dinitrotoluene	333	262	79	39 - 124	

(Continued on next page)

SW846 8270C CHECK SAMPLE RECOVERY

Lab Name: TestAmerica Laboratories, Inc. Client: Tetra Tech NUS, Inc

Lab Code: TALPIT SDG No:

Lot #: C7K100000 WO #: KA0081AC

BATCH: 7314010

COMPOUND	SPIKE ADDED (ug/kg)	SAMPLE CONCENT. (ug/kg)	% REC	QC LIMITS REC	QUAL
3-Nitroaniline	333	226	68	32- 106	
2,4-Dinitrophenol	333	158	47	19- 140	
Dibenzofuran	333	224	67	33- 105	
Diethyl phthalate	333	232	70	32- 112	
4-Chlorophenyl phenyl eth	333	234	70	35- 110	
Fluorene	333	229	69	33- 111	
4-Nitroaniline	333	217	65	34- 113	
4,6-Dinitro-2-methylpheno	333	245	74	38- 129	
N-Nitrosodiphenylamine	333	231	69	37- 99	
4-Bromophenyl phenyl ethe	333	251	75	37- 105	
Hexachlorobenzene	333	251	75	35- 102	
Phenanthrene	333	220	66	35- 95	
Anthracene	333	229	69	32- 106	
Carbazole	333	211	63	35- 105	
Di-n-butyl phthalate	333	244	73	37- 108	
Fluoranthene	333	205	61	35- 103	
Butyl benzyl phthalate	333	293	88	35- 110	
3,3'-Dichlorobenzidine	333	220	66	21- 88	
Benzo(a)anthracene	333	228	68	34- 108	
Chrysene	333	227	68	35- 103	
bis(2-Ethylhexyl) phthala	333	283	85	34- 115	
Di-n-octyl phthalate	333	280	84	24- 141	
Benzo(b)fluoranthene	333	205	62	24- 113	
Benzo(k)fluoranthene	333	216	65	28- 120	
Benzo(a)pyrene	333	227	68	32- 122	
Indeno(1,2,3-cd)pyrene	333	295	89	18- 140	
Dibenz(a,h)anthracene	333	295	89	22- 135	
Benzo(ghi)perylene	333	288	86	21- 131	
2,2'-oxybis(1-Chloropropa	333	207	62	28- 114	

NOTES (S) :

* Values outside of QC limits

Spike Recovery: 0 out of 60 outside limits

COMMENTS:

FORM III

SW846 8270C MATRIX SPIKE/MATRIX SPIKE DUPLICATE RECOVERY

Lab Name: TestAmerica Laboratories, Inc. Client: Tetra Tech NUS, Inc

Lab Code: TALPIT SDG No:

Matrix Spike ID: LAB MS/MSD Level:(low/med) LOW

Lot #: C7K010186 WO #: KAAVV1A6
BATCH: 7314010

COMPOUND	SPIKE ADDED (ug/kg)	SAMPLE CONCENT. (ug/kg)	MS CONCENT. (ug/kg)	MS % REC	LIMITS REC	QUAL
Phenol	634	ND	403	64	44 - 100	
2-Chlorophenol	634	ND	419	66	45 - 99	
N-Nitrosodi-n-propylamine	634	ND	414	65	39 - 111	
4-Chloro-3-methylphenol	634	ND	483	76	37 - 114	
Acenaphthene	634	ND	472	75	34 - 107	
4-Nitrophenol	634	ND	325	51	24 - 132	
2,4-Dinitrotoluene	634	ND	490	77	42 - 118	
Pentachlorophenol	634	ND	286	45	18 - 117	
Pyrene	634	ND	730	115	28 - 116	
bis(2-Chloroethyl) ether	634	ND	369	58	46 - 95	
2-Methylphenol	634	ND	427	67	40 - 110	
4-Methylphenol	1270	ND	862	68	40 - 113	
Hexachloroethane	634	ND	257	40	40 - 102	
Nitrobenzene	634	ND	406	64	27 - 127	
Isophorone	634	ND	469	74	36 - 121	
2-Nitrophenol	634	ND	423	67	49 - 110	
2,4-Dimethylphenol	634	ND	478	75	33 - 109	
bis(2-Chloroethoxy)methan	634	ND	419	66	40 - 102	
2,4-Dichlorophenol	634	ND	479	76	39 - 111	
Naphthalene	634	ND	390	62	38 - 103	
4-Chloroaniline	634	ND	184	29	26 - 96	
Hexachlorobutadiene	634	ND	408	64	38 - 112	
2-Methylnaphthalene	634	ND	421	66	33 - 110	
Hexachlorocyclopentadiene	634	ND		0*	29 - 133	
2,4,6-Trichlorophenol	634	ND	474	75	37 - 116	
2,4,5-Trichlorophenol	634	ND	502	79	36 - 113	
2-Chloronaphthalene	634	ND	471	74	34 - 105	
2-Nitroaniline	634	ND	563	89	34 - 119	

(Continued on next page)

SW846 8270C MATRIX SPIKE/MATRIX SPIKE DUPLICATE RECOVERY

Lab Name: TestAmerica Laboratories, Inc. Client: Tetra Tech NUS, Inc

Lab Code: TALPIT SDG No:

Matrix Spike ID: LAB MS/MSD Level: (low/med) LOW

Lot #: C7K010186 WO #: KAAVV1A6
BATCH: 7314010

COMPOUND	SPIKE ADDED (ug/kg)	SAMPLE CONCENT. (ug/kg)	MS CONCENT. (ug/kg)	MS % REC	LIMITS REC	QUAL
Dimethyl phthalate	634	ND	521	82	35 - 111	
Acenaphthylene	634	ND	536	85	32 - 122	
2,6-Dinitrotoluene	634	ND	559	88	39 - 124	
3-Nitroaniline	634	ND	329	52	32 - 106	
2,4-Dinitrophenol	634	ND		19	19 - 140	
Dibenzofuran	634	ND	479	76	33 - 105	
Diethyl phthalate	634	ND	515	81	32 - 112	
4-Chlorophenyl phenyl eth	634	ND	488	77	35 - 110	
Fluorene	634	ND	479	76	33 - 111	
4-Nitroaniline	634	ND	409	65	34 - 113	
4,6-Dinitro-2-methylpheno	634	ND	379	60	38 - 129	
N-Nitrosodiphenylamine	634	ND	562	89	37 - 99	
4-Bromophenyl phenyl ethe	634	ND	608	96	37 - 105	
Hexachlorobenzene	634	ND	596	94	35 - 102	
Phenanthrene	634	ND	525	83	35 - 95	
Anthracene	634	ND	519	82	32 - 106	
Carbazole	634	ND	458	72	35 - 105	
Di-n-butyl phthalate	634	ND	565	89	37 - 108	
Fluoranthene	634	ND	441	70	35 - 103	
Butyl benzyl phthalate	634	ND	724	114*	35 - 110	a
3,3'-Dichlorobenzidine	634	ND	367	58	21 - 88	
Benzo(a)anthracene	634	ND	546	86	34 - 108	
Chrysene	634	ND	549	87	35 - 103	
bis(2-Ethylhexyl) phthala	634	ND	703	111	34 - 115	
Di-n-octyl phthalate	634	ND	636	100	24 - 141	
Benzo(b)fluoranthene	634	ND	481	76	24 - 113	
Benzo(k)fluoranthene	634	ND	507	80	28 - 120	
Benzo(a)pyrene	634	ND	550	87	32 - 122	

(Continued on next page)

SW846 8270C MATRIX SPIKE/MATRIX SPIKE DUPLICATE RECOVERY

Lab Name: TestAmerica Laboratories, Inc. Client: Tetra Tech NUS, Inc

Lab Code: TALPIT SDG No:

Matrix Spike ID: LAB MS/MSD Level: (low/med) LOW

Lot #: C7K010186 WO #: KAAVV1A6
BATCH: 7314010

COMPOUND	SPIKE ADDED (ug/kg)	SAMPLE CONCENT. (ug/kg)	MS CONCENT. (ug/kg)	MS % REC	LIMITS REC	QUAL
Indeno(1,2,3-cd)pyrene	634	ND	735	116	18- 140	
Dibenz(a,h)anthracene	634	ND	660	104	22- 135	
Benzo(ghi)perylene	634	ND	623	98	21- 131	
2,2'-oxybis(1-Chloropropa	634	ND	366	58	28- 114	

NOTES(S):

Results and reporting limits have been adjusted for dry weight.

a Spiked analyte recovery is outside stated control limits.

Column to be used to flag recovery and RPD values with an asterisk
* Values outside of QC limits

RPD: 0 out of 0 outside limits
Spike Recovery: 2 out of 60 outside limits

COMMENTS:

FORM III

SW846 8270C MATRIX SPIKE/MATRIX SPIKE DUPLICATE RECOVERY

Lab Name: TestAmerica Laboratories, Inc. Client: Tetra Tech NUS, Inc

Lab Code: TALPIT SDG No:

Matrix Spike ID: LAB MS/MSD Level: (low/med) LOW

Lot #: C7K010186 WO #: KAAVV1A7

BATCH: 7314010

COMPOUND	SPIKE ADDED (ug/kg)	MSD CONCENT. (ug/kg)	MSD % REC	% RPD	QC LIMITS RPD	QC LIMITS REC	QUAL
Phenol	634	371	59	8.2	40	44 - 100	
2-Chlorophenol	634	379	60	9.9	40	45 - 99	
N-Nitrosodi-n-propylamine	634	377	59	9.4	32	39 - 111	
4-Chloro-3-methylphenol	634	444	70	8.2	31	37 - 114	
Acenaphthene	634	436	69	8.0	36	34 - 107	
4-Nitrophenol	634	322	51	0.96	37	24 - 132	
2,4-Dinitrotoluene	634	472	74	3.9	33	42 - 118	
Pentachlorophenol	634	269	42	6.2	37	18 - 117	
Pyrene	634	653	103	11	28	28 - 116	
bis(2-Chloroethyl) ether	634	342	54	7.5	33	46 - 95	
2-Methylphenol	634	389	61	9.2	37	40 - 110	
4-Methylphenol	1270	791	62	8.6	42	40 - 113	
Hexachloroethane	634	227	36*	12	37	40 - 102	a
Nitrobenzene	634	374	59	8.4	36	27 - 127	
Isophorone	634	439	69	6.7	33	36 - 121	
2-Nitrophenol	634	414	65	2.1	30	49 - 110	
2,4-Dimethylphenol	634	430	68	11	42	33 - 109	
bis(2-Chloroethoxy)methan	634	380	60	9.6	35	40 - 102	
2,4-Dichlorophenol	634	432	68	10	27	39 - 111	
Naphthalene	634	371	58	5.2	25	38 - 103	
4-Chloroaniline	634	188	30	2.0	28	26 - 96	
Hexachlorobutadiene	634	375	59	8.3	25	38 - 112	
2-Methylnaphthalene	634	388	61	8.1	34	33 - 110	
Hexachlorocyclopentadiene	634		0*	0.0	33	29 - 133	
2,4,6-Trichlorophenol	634	465	73	2.0	47	37 - 116	
2,4,5-Trichlorophenol	634	452	71	10	35	36 - 113	
2-Chloronaphthalene	634	430	68	9.0	44	34 - 105	
2-Nitroaniline	634	526	83	6.9	34	34 - 119	

(Continued on next page)

SW846 8270C MATRIX SPIKE/MATRIX SPIKE DUPLICATE RECOVERY

Lab Name: TestAmerica Laboratories, Inc. Client: Tetra Tech NUS, Inc

Lab Code: TALPIT SDG No:

Matrix Spike ID: LAB MS/MSD Level: (low/med) LOW

Lot #: C7K010186 WO #: KAAVV1A7
BATCH: 7314010

COMPOUND	SPIKE ADDED	MSD CONCENT.	MSD % REC	% RPD	QC LIMITS RPD	QC LIMITS REC	QUAL
Dimethyl phthalate	634	486	77	7.0	41	35 - 111	
Acenaphthylene	634	499	79	7.1	40	32 - 122	
2,6-Dinitrotoluene	634	521	82	7.0	30	39 - 124	
3-Nitroaniline	634	328	52	0.31	27	32 - 106	
2,4-Dinitrophenol	634		20	5.6	43	19 - 140	
Dibenzofuran	634	453	71	5.7	37	33 - 105	
Diethyl phthalate	634	497	78	3.6	38	32 - 112	
4-Chlorophenyl phenyl eth	634	459	72	6.1	44	35 - 110	
Fluorene	634	453	71	5.5	47	33 - 111	
4-Nitroaniline	634	406	64	0.68	31	34 - 113	
4,6-Dinitro-2-methylpheno	634	344	54	9.6	35	38 - 129	
N-Nitrosodiphenylamine	634	523	83	7.1	40	37 - 99	
4-Bromophenyl phenyl ethe	634	545	86	11	20	37 - 105	
Hexachlorobenzene	634	526	83	12	29	35 - 102	
Phenanthrene	634	494	78	6.1	20	35 - 95	
Anthracene	634	493	78	5.2	35	32 - 106	
Carbazole	634	443	70	3.3	38	35 - 105	
Di-n-butyl phthalate	634	540	85	4.5	34	37 - 108	
Fluoranthene	634	426	67	3.5	23	35 - 103	
Butyl benzyl phthalate	634	665	105	8.5	34	35 - 110	
3,3'-Dichlorobenzidine	634	362	57	1.4	30	21 - 88	
Benzo(a)anthracene	634	515	81	5.9	32	34 - 108	
Chrysene	634	513	81	6.7	31	35 - 103	
bis(2-Ethylhexyl) phthala	634	642	101	9.0	31	34 - 115	
Di-n-octyl phthalate	634	588	93	7.8	43	24 - 141	
Benzo(b)fluoranthene	634	456	72	5.3	28	24 - 113	
Benzo(k)fluoranthene	634	476	75	6.4	47	28 - 120	
Benzo(a)pyrene	634	521	82	5.4	31	32 - 122	

(Continued on next page)

SW846 8270C MATRIX SPIKE/MATRIX SPIKE DUPLICATE RECOVERY

Lab Name: TestAmerica Laboratories, Inc. Client: Tetra Tech NUS, Inc

Lab Code: TALPIT SDG No:

Matrix Spike ID: LAB MS/MSD Level: (low/med) LOW

Lot #: C7K010186 WO #: KAAVV1A7
BATCH: 7314010

COMPOUND	SPIKE ADDED	MSD CONCENT.	MSD % REC	% RPD	QC LIMITS RPD	QC LIMITS REC	QUAL
Indeno(1,2,3-cd)pyrene	634	711	112	3.4	37	18 - 140	
Dibenz(a,h)anthracene	634	612	97	7.5	40	22 - 135	
Benzo(ghi)perylene	634	612	97	1.8	21	21 - 131	
2,2'-oxybis(1-Chloropropa	634	325	51	12	31	28 - 114	

NOTES (S):

Results and reporting limits have been adjusted for dry weight.

a Spiked analyte recovery is outside stated control limits.

Column to be used to flag recovery and RPD values with an asterisk
* Values outside of QC limits

RPD: 0 out of 60 outside limits
Spike Recovery: 2 out of 60 outside limits

COMMENTS:

FORM III

SW846 8270C SURROGATE RECOVERY

Lab Name: TestAmerica Laboratories, Inc. Client: Tetra Tech NUS, Inc

Lab Code: TALPIT SDG No:

Lot #: C7K020180

Extraction: XXA4F4201

	CLIENT ID.	SRG01	SRG02	SRG03	SRG04	SRG05	SRG06	TOT OUT
01	INTRA-LAB QC	73	130	82	78	81	95	00
02	FMC-24	51	55	52	54	58	53	00
03	FMC-9	70	69	66	67	72	67	00
04	FMC-10	74	81	72	75	78	74	00
05	FMC-11	47	65	52	44	51	60	00
06	FMC-12	44	47	45	42	44	44	00
07	FMC-13	69	81	75	70	78	79	00
08	FMC-14	49	56	55	50	52	53	00
09	FMC-15	88	84	79	80	86	78	00
10	FMC-16	74	74	70	72	75	65	00
11	FMC-17	74	80	75	72	78	73	00
12	FMC-18	58	65	60	54	59	60	00
13	FMC-19	66	69	68	61	67	68	00
14	FMC-20	53	59	59	49	55	57	00
15	FMC-21	73	71	66	68	71	64	00
16	FMC-22	78	75	71	75	77	68	00
17	FMC-23	67	73	66	64	67	66	00
18	FMC-3	63	64	63	61	63	64	00
19	FMC-4	76	74	71	74	78	71	00
20	FMC-5	60	62	60	57	62	57	00
21	FMC-6	75	94	80	69	75	77	00
22	FMC-7	57	92	74	61	69	79	00
23	FMC-8	57	92	74	60	68	82	00
24	FMC-25	59	110	87	66	75	104	00
25	FMC-26	60	91	78	63	73	94	00
26	METHOD BLK. KAVRF1AA	60	76	58	61	68	59	00
27	METHOD BLK. KA0081AA	61	115	59	59	62	68	00

\# Column to be used to flag recovery values
* Values outside of required QC Limits
D System monitoring Compound diluted out

FORM II

SW846 8270C SURROGATE RECOVERY

Lab Name: TestAmerica Laboratories, Inc. Client: Tetra Tech NUS, Inc

Lab Code: TALPIT SDG No:

Lot #: C7K020180

Extraction: XXA4F4201

	CLIENT ID.	SRG01	SRG02	SRG03	SRG04	SRG05	SRG06	TOT OUT
01	LCS KAVRF1AC	82	92	74	82	82	77	00
02	LCS KA0081AC	73	98	74	72	75	89	00
03	LAB MS/MSD D	57	109	71	60	66	88	00
04	FMC-15 D	67	86	66	62	66	67	00
05	LAB MS/MSD S	64	119	77	66	74	93	00
06	FMC-15 S	83	96	79	80	83	78	00

SURROGATES		QC LIMITS
SRG01	= Nitrobenzene-d5	(27-110)
SRG02	= Terphenyl-d14	(21-130)
SRG03	= 2-Fluorobiphenyl	(28-108)
SRG04	= 2-Fluorophenol	(28-107)
SRG05	= Phenol-d5	(30-112)
SRG06	= 2,4,6-Tribromophenol	(21-116)

\# Column to be used to flag recovery values
* Values outside of required QC Limits
D System monitoring Compound diluted out

FORM II

FORM 5
SEMIVOLATILE ORGANIC INSTRUMENT PERFORMANCE CHECK
DECAFLUOROTRIPHENYLPHOSPHINE (DFTPP)

Lab Name: TESTAMERICA PITTSBURGH Contract:

Lab Code: TA Case No.: SAS No.: SDG No.: _

Lab File ID: F1123DF1 DFTPP Injection Date: 11/23/07

Instrument ID: 722 DFTPP Injection Time: 0758

m/e	ION ABUNDANCE CRITERIA	% RELATIVE ABUNDANCE
51	30.0 - 60.0% of mass 198	44.1
68	Less than 2.0% of mass 69	0.0 (0.0)1
69	Mass 69 relative abundance	56.6
70	Less than 2.0% of mass 69	0.6 (1.0)1
127	40.0 - 60.0% of mass 198	56.4
197	Less than 1.0% of mass 198	0.0
198	Base Peak, 100% relative abundance	100.0
199	5.0 to 9.0% of mass 198	6.7
275	10.0 - 30.0% of mass 198	27.5
365	Greater than 1.0% of mass 198	4.03
441	Present, but less than mass 443	10.0
442	40.0 - 100.0% of mass 198	59.6
443	17.0 - 23.0% of mass 442	11.7 (19.7)2

1-Value is % mass 69 2-Value is % mass 442

THIS CHECK APPLIES TO THE FOLLOWING SAMPLES, MS, MSD, BLANKS, AND STANDARDS:

	EPA SAMPLE NO.	LAB SAMPLE ID	LAB FILE ID	DATE ANALYZED	TIME ANALYZED
01	SSTD4	SSTD4	F11230C2	11/23/07	0842
02	SSTD.4	SSTD.4	F11230C3	11/23/07	0910
03	SSTD2	SSTD2	F11230C4	11/23/07	0938
04	SSTD10	SSTD10	F11230C5	11/23/07	1007
05	SSTD20	SSTD20	F11230C6	11/23/07	1035
06	SSTD40	SSTD40	F11230C7	11/23/07	1103
07	SSTD80	SSTD80	F11230C8	11/23/07	1132
08					
09					
10					
11					
12					
13					
14					
15					
16					
17					
18					
19					
20					
21					
22					

FORM V SV

Test America Pittsburgh

INITIAL CALIBRATION DATA

Start Cal Date : 23-NOV-2007 08:42
End Cal Date : 23-NOV-2007 11:32
Quant Method : ISTD
Origin : Disabled
Target Version : 4.14
Integrator : HP RTE
Method file : \\PITSVR06\d\chem\722.i\112307.b\LL.m
Last Edit : 26-Nov-2007 05:55 722.i
Curve Type : Average

Calibration File Names:
Level 1: \\PITSVR06\d\chem\722.i\112307.b\F11230C3.D
Level 2: \\PITSVR06\d\chem\722.i\112307.b\F11230C4.D
Level 3: \\PITSVR06\d\chem\722.i\112307.b\F11230C2.D
Level 4: \\PITSVR06\d\chem\722.i\112307.b\F11230C5.D
Level 5: \\PITSVR06\d\chem\722.i\112307.b\F11230C6.D
Level 6: \\PITSVR06\d\chem\722.i\112307.b\F11230C7.D
Level 7: \\PITSVR06\d\chem\722.i\112307.b\F11230C8.D

Compound	0.40000 Level 1 / 80.000 Level 7	2.000 Level 2	4.000 Level 3	10.000 Level 4	20.000 Level 5	40.000 Level 6	RRF	% RSD	
225 n-Decane	+++++ / +++++	+++++	+++++	+++++	+++++	+++++	+++++	+++++	<-
226 n-Octadecane	+++++ / +++++	+++++	+++++	+++++	+++++	+++++	+++++	+++++	<-
224 Pentachloroanisole	+++++ / +++++	+++++	+++++	+++++	+++++	+++++	+++++	+++++	<-
203 3&4 Methylphenol total	+++++ / +++++	+++++	+++++	+++++	+++++	+++++	+++++	+++++	<-
198 1,4-Dioxane	0.32616 / 0.65332	1.04152	0.87080	0.76122	0.76509	0.71274	0.73298	29.905	<-
7 N-Nitrosomorpholine	+++++ / +++++	+++++	+++++	+++++	+++++	+++++	+++++	+++++	<-
8 Ethyl methanesulfonate	+++++ / +++++	+++++	+++++	+++++	+++++	+++++	+++++	+++++	<-
9 Pyridine	2.19661 / 1.60279	1.54432	1.55954	1.71899	1.78327	1.66693	1.72464	13.055	

Test America Pittsburgh

INITIAL CALIBRATION DATA

Start Cal Date : 23-NOV-2007 08:42
End Cal Date : 23-NOV-2007 11:32
Quant Method : ISTD
Origin : Disabled
Target Version : 4.14
Integrator : HP RTE
Method file : \\PITSVR06\d\chem\722.i\112307.b\LL.m
Last Edit : 26-Nov-2007 05:55 722.i
Curve Type : Average

Compound	0.40000 Level 1	2.000 Level 2	4.000 Level 3	10.000 Level 4	20.000 Level 5	40.000 Level 6	RRF	% RSD	
	80.000 Level 7								
199 Thionazin	+++++	+++++	+++++	+++++	+++++	+++++			
	+++++						+++++	+++++	<-
200 Sulfotepp	+++++	+++++	+++++	+++++	+++++	+++++			
	+++++						+++++	+++++	<-
10 N-Nitrosodimethylamine	0.91613	0.92044	0.89558	0.89424	0.95744	0.92259			
	0.86058						0.90957	3.314	
11 Ethyl methacrylate	+++++	+++++	+++++	+++++	+++++	+++++			
	+++++						+++++	+++++	<-
12 3-Chloropropionitrile	+++++	+++++	+++++	+++++	+++++	+++++			
	+++++						+++++	+++++	<-
13 Malononitrile	+++++	+++++	+++++	+++++	+++++	+++++			
	+++++						+++++	+++++	<-
14 2-Picoline	+++++	+++++	+++++	+++++	+++++	+++++			
	+++++						+++++	+++++	<-
15 N-Nitrosomethylethylamine	+++++	+++++	+++++	+++++	+++++	+++++			
	+++++						+++++	+++++	<-
16 Methyl methanesulfonate	1.00631	0.98146	0.87814	0.90945	0.95755	0.89353			
	0.79893						0.91791	7.681	
18 1,3-Dichloro-2-propanol	+++++	+++++	+++++	+++++	+++++	+++++			
	+++++						+++++	+++++	<-
19 N-Nitrosodiethylamine	+++++	+++++	+++++	+++++	+++++	+++++			
	+++++						+++++	+++++	<-

Test America Pittsburgh

INITIAL CALIBRATION DATA

Start Cal Date : 23-NOV-2007 08:42
End Cal Date : 23-NOV-2007 11:32
Quant Method : ISTD
Origin : Disabled
Target Version : 4.14
Integrator : HP RTE
Method file : \\PITSVR06\d\chem\722.i\112307.b\LL.m
Last Edit : 26-Nov-2007 05:55 722.i
Curve Type : Average

Compound	0.40000 Level 1	2.000 Level 2	4.000 Level 3	10.000 Level 4	20.000 Level 5	40.000 Level 6	RRF	% RSD	
	80.000 Level 7								
220 Benzaldehyde	0.68746	0.56603	0.60371	1.01413	1.07926	0.89059			
	0.68686						0.78972	25.850	<-
21 Aniline	1.81683	2.10035	2.04303	1.98191	2.12722	1.97495			
	1.83729						1.98308	6.075	
22 Phenol	1.90802	2.02237	1.86444	1.82202	1.95312	1.84264			
	1.73579						1.87834	4.965	
23 bis(2-Chloroethyl)ether	1.37044	1.39053	1.32878	1.29674	1.37482	1.30534			
	1.24631						1.33042	3.885	
24 2-Chlorophenol	1.45513	1.51611	1.43337	1.43362	1.54400	1.46327			
	1.39917						1.46352	3.446	
25 Pentachloroethane	+++++	+++++	+++++	+++++	+++++	+++++			
	+++++						+++++	+++++	<-
26 1,3-Dichlorobenzene	1.83755	1.69293	1.62012	1.54832	1.68869	1.63045			
	1.53681						1.65069	6.205	
27 1,4-Dichlorobenzene	1.73783	1.74455	1.67411	1.59713	1.70604	1.63794			
	1.55097						1.66408	4.370	
28 1,2-Dichlorobenzene	1.63202	1.65567	1.55896	1.50533	1.61437	1.52683			
	1.45873						1.56456	4.631	
29 Benzyl Alcohol	0.34342	0.41093	0.41709	0.66230	0.84964	0.81364			
	0.80566						0.61467	35.623	<-
30 2-Methylphenol	1.36435	1.18242	1.18286	1.20073	1.36762	1.29505			
	1.30573						1.27125	6.454	

Test America Pittsburgh

INITIAL CALIBRATION DATA

Start Cal Date : 23-NOV-2007 08:42
End Cal Date : 23-NOV-2007 11:32
Quant Method : ISTD
Origin : Disabled
Target Version : 4.14
Integrator : HP RTE
Method file : \\PITSVR06\d\chem\722.i\112307.b\LL.m
Last Edit : 26-Nov-2007 05:55 722.i
Curve Type : Average

Compound	0.40000 Level 1	2.000 Level 2	4.000 Level 3	10.000 Level 4	20.000 Level 5	40.000 Level 6	RRF	% RSD	
	80.000 Level 7								
31 2,2'-oxybis(1-Chloropropane)	1.27865	1.13058	1.08413	1.03865	1.12786	1.07403			
	1.00779						1.10595	7.966	
32 N-Nitroso-di-n-propylamine	0.95025	0.95104	0.97132	0.96538	1.11107	1.07913			
	1.06016						1.01262	6.746	
M 195 Cresols, total	+++++	+++++	+++++	+++++	+++++	+++++			
	+++++						+++++	+++++	<-
192 4-Methylphenol	1.29571	1.34842	1.32765	1.28963	1.45226	1.44627			
	1.47983						1.37711	5.819	
193 3-Methylphenol	+++++	+++++	+++++	+++++	+++++	+++++			
	+++++						+++++	+++++	<-
34 Hexachloroethane	0.60521	0.63284	0.59961	0.60638	0.66555	0.65963			
	0.63234						0.62879	4.228	
35 Nitrobenzene	0.42409	0.41558	0.41783	0.41086	0.44200	0.42498			
	0.40859						0.42056	2.678	
36 N-Nitrosopyrrolidine	+++++	+++++	+++++	+++++	+++++	+++++			
	+++++						+++++	+++++	<-
37 Acetophenone	2.10197	1.99628	1.97328	1.89741	2.12543	2.05837			
	1.90508						2.00826	4.515	
39 o-Toluidine	+++++	+++++	+++++	+++++	+++++	+++++			
	+++++						+++++	+++++	<-
40 N-Nitrosopiperidine	+++++	+++++	+++++	+++++	+++++	+++++			
	+++++						+++++	+++++	<-

Test America Pittsburgh

INITIAL CALIBRATION DATA

Start Cal Date : 23-NOV-2007 08:42
End Cal Date : 23-NOV-2007 11:32
Quant Method : ISTD
Origin : Disabled
Target Version : 4.14
Integrator : HP RTE
Method file : \\PITSVR06\d\chem\722.i\112307.b\LL.m
Last Edit : 26-Nov-2007 05:55 722.i
Curve Type : Average

Compound	0.40000 Level 1	2.000 Level 2	4.000 Level 3	10.000 Level 4	20.000 Level 5	40.000 Level 6	80.000 Level 7	RRF	% RSD	
41 Isophorone	0.63630	0.61632	0.63682	0.64902	0.70145	0.67652	0.64506	0.65164	4.364	
42 2-Nitrophenol	0.17297	0.17767	0.18607	0.19505	0.20887	0.20433	0.21499	0.19428	8.248	
43 2,4-Dimethylphenol	0.39892	0.37660	0.36940	0.36242	0.40664	0.38094	0.36605	0.38014	4.423	
44 bis(2-Chloroethoxy)methane	0.39489	0.40013	0.39235	0.38265	0.40334	0.39057	0.39519	0.39416	1.702	
45 O,O,O-Triethyl phosphorothioa	+++++	+++++	+++++	+++++	+++++	+++++	+++++	+++++	+++++	<-
46 2,4-Toluenediamene	+++++	+++++	+++++	+++++	+++++	+++++	+++++	+++++	+++++	<-
47 1,3,5-Trichlorobenzene	+++++	+++++	+++++	+++++	+++++	+++++	+++++	+++++	+++++	<-
48 2,4-Dichlorophenol	0.26491	0.28474	0.27953	0.28237	0.30459	0.29502	0.30090	0.28744	4.787	
49 Benzoic Acid	+++++	0.15756	0.16076	0.20904	0.24979	0.26477	0.18806	0.20500	21.913	<-
50 1,2,4-Trichlorobenzene	0.38926	0.34360	0.34516	0.34127	0.35546	0.34478	0.34482	0.35205	4.832	
51 Naphthalene	1.19225	1.11001	1.07447	1.04452	1.09509	1.03477	0.91925	1.06719	7.817	

Test America Pittsburgh

INITIAL CALIBRATION DATA

Start Cal Date : 23-NOV-2007 08:42
End Cal Date : 23-NOV-2007 11:32
Quant Method : ISTD
Origin : Disabled
Target Version : 4.14
Integrator : HP RTE
Method file : \\PITSVR06\d\chem\722.i\112307.b\LL.m
Last Edit : 26-Nov-2007 05:55 722.i
Curve Type : Average

Compound	0.40000 Level 1	2.000 Level 2	4.000 Level 3	10.000 Level 4	20.000 Level 5	40.000 Level 6	RRF	% RSD	
	80.000 Level 7								
52 4-Chloroaniline	0.38878	0.42512	0.41125	0.41229	0.46613	0.44010			
	0.44032						0.42628	5.908	
221 Caprolactam	0.07964	0.08777	0.10549	0.11042	0.12238	0.11750			
	0.11560						0.10554	15.170	<-
53 a,a-Dimethyl-phenethylamine	+++++	+++++	+++++	+++++	+++++	+++++			
	+++++						+++++	+++++	<-
54 2,6-Dichlorophenol	0.30081	0.28917	0.29103	0.28350	0.30742	0.29659			
	0.30210						0.29580	2.824	
55 Hexachloropropene	+++++	+++++	+++++	+++++	+++++	+++++			
	+++++						+++++	+++++	<-
56 Hexachlorobutadiene	0.21129	0.21538	0.19992	0.19564	0.20647	0.20158			
	0.20699						0.20532	3.314	
57 1,2,3-Trichlorobenzene	+++++	+++++	+++++	+++++	+++++	+++++			
	+++++						+++++	+++++	<-
58 N-Nitrosodi-n-butylamine	+++++	+++++	+++++	+++++	+++++	+++++			
	+++++						+++++	+++++	<-
59 4-Chloro-3-Methylphenol	0.33972	0.33416	0.31922	0.32676	0.35527	0.33979			
	0.33688						0.33597	3.373	
60 p-Phenylene diamine	+++++	+++++	+++++	+++++	+++++	+++++			
	+++++						+++++	+++++	<-
61 Safrole	+++++	+++++	+++++	+++++	+++++	+++++			
	+++++						+++++	+++++	<-

Test America Pittsburgh

INITIAL CALIBRATION DATA

Start Cal Date : 23-NOV-2007 08:42
End Cal Date : 23-NOV-2007 11:32
Quant Method : ISTD
Origin : Disabled
Target Version : 4.14
Integrator : HP RTE
Method file : \\PITSVR06\d\chem\722.i\112307.b\LL.m
Last Edit : 26-Nov-2007 05:55 722.i
Curve Type : Average

Compound	0.40000 Level 1	2.000 Level 2	4.000 Level 3	10.000 Level 4	20.000 Level 5	40.000 Level 6	RRF	% RSD	
	80.000 Level 7								
62 2-Methylnaphthalene	0.70537	0.70952	0.70047	0.69037	0.74083	0.71012			
	0.69132						0.70686	2.401	
64 Hexachlorocyclopentadiene	+++++	0.06018	0.08785	0.14047	0.20757	0.22934			
	0.28029						0.16762	51.143	<-
65 1,2,4,5-Tetrachlorobenzene	+++++	+++++	+++++	+++++	+++++	+++++			
	+++++						+++++	+++++	<-
66 2,4,6-Trichlorophenol	0.35333	0.33226	0.34168	0.35171	0.38934	0.38159			
	0.38856						0.36264	6.479	
67 2,4,5-Trichlorophenol	0.33249	0.38544	0.36072	0.37524	0.41517	0.40387			
	0.41859						0.38450	8.110	
68 1,2,3,5-Tetrachlorobenzene	+++++	+++++	+++++	+++++	+++++	+++++			
	+++++						+++++	+++++	<-
222 1,1'-Biphenyl	1.60386	1.54587	1.47219	1.43352	1.52738	1.46064			
	1.40216						1.49223	4.702	
69 1,4-Dinitrobenzene	+++++	+++++	+++++	+++++	+++++	+++++			
	+++++						+++++	+++++	<-
70 2-Chloronaphthalene	1.20203	1.20570	1.12746	1.09531	1.16357	1.11883			
	1.09930						1.14460	4.040	
219 1-Chloronaphthalene	+++++	+++++	+++++	+++++	+++++	+++++			
	+++++						+++++	+++++	<-
71 Isosafrole 1	+++++	+++++	+++++	+++++	+++++	+++++			
	+++++						+++++	+++++	<-

Test America Pittsburgh

INITIAL CALIBRATION DATA

Start Cal Date : 23-NOV-2007 08:42
End Cal Date : 23-NOV-2007 11:32
Quant Method : ISTD
Origin : Disabled
Target Version : 4.14
Integrator : HP RTE
Method file : \\PITSVR06\d\chem\722.i\112307.b\LL.m
Last Edit : 26-Nov-2007 05:55 722.i
Curve Type : Average

Compound	0.40000 Level 1	2.000 Level 2	4.000 Level 3	10.000 Level 4	20.000 Level 5	40.000 Level 6	RRF	% RSD	
	80.000 Level 7								
M 188 Isosafrole, total	+++++	+++++	+++++	+++++	+++++	+++++			
	+++++						+++++	+++++	<-
72 Isosafrole 2	+++++	+++++	+++++	+++++	+++++	+++++			
	+++++						+++++	+++++	<-
73 2-Nitroaniline	0.27659	0.30930	0.34293	0.35602	0.39060	0.38154			
	0.37768						0.34781	12.031	
74 1,2,3,4-Tetrachlorobenzene	+++++	+++++	+++++	+++++	+++++	+++++			
	+++++						+++++	+++++	<-
75 1,4-Naphthoquinone	+++++	+++++	+++++	+++++	+++++	+++++			
	+++++						+++++	+++++	<-
76 Dimethylphthalate	1.22720	1.30613	1.29033	1.27332	1.37556	1.30511			
	1.25748						1.29073	3.618	
77 m-Dinitrobenzene	+++++	+++++	+++++	+++++	+++++	+++++			
	+++++						+++++	+++++	<-
78 2,6-Dinitrotoluene	0.15751	0.24470	0.25961	0.27687	0.32306	0.31527			
	0.32158						0.27123	21.794	<-
79 Acenaphthylene	1.61683	1.59601	1.63677	1.60546	1.76657	1.65508			
	1.56852						1.63503	3.937	
80 1,2-Dinitrobenzene	+++++	+++++	+++++	+++++	+++++	+++++			
	+++++						+++++	+++++	<-
81 3-Nitroaniline	0.24394	0.26477	0.30287	0.31699	0.34934	0.33840			
	0.33833						0.30781	13.017	

Test America Pittsburgh

INITIAL CALIBRATION DATA

Start Cal Date : 23-NOV-2007 08:42
End Cal Date : 23-NOV-2007 11:32
Quant Method : ISTD
Origin : Disabled
Target Version : 4.14
Integrator : HP RTE
Method file : \\PITSVR06\d\chem\722.i\112307.b\LL.m
Last Edit : 26-Nov-2007 05:55 722.i
Curve Type : Average

Compound	0.40000 Level 1	2.000 Level 2	4.000 Level 3	10.000 Level 4	20.000 Level 5	40.000 Level 6	RRF	% RSD	
	80.000 Level 7								
82 Acenaphthene	1.31037	1.14390	1.13792	1.09955	1.18260	1.13282			
	1.11465						1.16026	6.127	
83 2,4-Dinitrophenol	+++++	0.07889	0.13257	0.14571	0.18709	0.18029			
	0.21049						0.15584	30.270	
84 Pentachlorobenzene	+++++	+++++	+++++	+++++	+++++	+++++			
	+++++						+++++	+++++	<-
85 4-Nitrophenol	+++++	0.33686	0.35272	0.27186	0.29619	0.28105			
	0.28257						0.30354	10.959	
86 Dibenzofuran	1.75407	1.65610	1.64221	1.57214	1.66996	1.57845			
	1.50810						1.62586	4.931	
87 2,4-Dinitrotoluene	0.28284	0.34642	0.38325	0.38696	0.42955	0.41859			
	0.42463						0.38175	13.754	
88 2,3,4,6-Tetrachlorophenol	0.28543	0.28164	0.30304	0.31319	0.34187	0.32459			
	0.34558						0.31362	8.098	
89 1-Naphthylamine	+++++	+++++	+++++	+++++	+++++	+++++			
	+++++						+++++	+++++	<-
90 Zinophos	+++++	+++++	+++++	+++++	+++++	+++++			
	+++++						+++++	+++++	<-
91 2,3,5,6-Tetrachlorophenol	0.28313	0.29759	0.29585	0.30728	0.33994	0.33501			
	0.35011						0.31556	8.181	
92 2-Naphthylamine	0.68131	0.75163	0.77446	0.82472	0.74428	0.68284			
	0.44472						0.70057	17.631	<-

Test America Pittsburgh

INITIAL CALIBRATION DATA

Start Cal Date : 23-NOV-2007 08:42
End Cal Date : 23-NOV-2007 11:32
Quant Method : ISTD
Origin : Disabled
Target Version : 4.14
Integrator : HP RTE
Method file : \\PITSVR06\d\chem\722.i\112307.b\LL.m
Last Edit : 26-Nov-2007 05:55 722.i
Curve Type : Average

Compound	0.40000 Level 1	2.000 Level 2	4.000 Level 3	10.000 Level 4	20.000 Level 5	40.000 Level 6	80.000 Level 7	RRF	% RSD	
93 Diethylphthalate	1.32237	1.33252	1.34036	1.28722	1.41055	1.33671	1.29300	1.33182	3.047	
94 Fluorene	1.36348	1.30764	1.28551	1.25951	1.37578	1.31641	1.33978	1.32116	3.151	
95 4-Chlorophenyl-phenylether	0.65259	0.66970	0.63875	0.62920	0.69015	0.66637	0.69219	0.66271	3.636	
96 4-Nitroaniline	0.30771	0.31854	0.36353	0.36630	0.39921	0.37161	0.38169	0.35837	9.275	
97 5-Nitro-o-toluidine	+++++	+++++	+++++	+++++	+++++	+++++	+++++	+++++	+++++	<-
98 4,6-Dinitro-2-methylphenol	+++++	0.06842	0.08503	0.10915	0.13120	0.13280	0.14191	0.11142	26.407	<-
99 N-Nitrosodiphenylamine	0.55750	0.50870	0.52275	0.51640	0.55383	0.53082	0.53969	0.53281	3.473	
100 1,2-Diphenylhydrazine	0.63298	0.72169	0.76227	0.77657	0.84248	0.80162	0.76686	0.75778	8.759	
101 Diphenylamine	+++++	+++++	+++++	+++++	+++++	+++++	+++++	+++++	+++++	<-
202 N-Nitroso&Diphenylamine	+++++	+++++	+++++	+++++	+++++	+++++	+++++	+++++	+++++	<-
102 Tetraethyl dithiopyrophosphat	+++++	+++++	+++++	+++++	+++++	+++++	+++++	+++++	+++++	<-

Test America Pittsburgh

INITIAL CALIBRATION DATA

Start Cal Date : 23-NOV-2007 08:42
End Cal Date : 23-NOV-2007 11:32
Quant Method : ISTD
Origin : Disabled
Target Version : 4.14
Integrator : HP RTE
Method file : \\PITSVR06\d\chem\722.i\112307.b\LL.m
Last Edit : 26-Nov-2007 05:55 722.i
Curve Type : Average

Compound	0.40000 Level 1	2.000 Level 2	4.000 Level 3	10.000 Level 4	20.000 Level 5	40.000 Level 6	80.000 Level 7	RRF	% RSD	
103 Diallate 1	+++++	+++++	+++++	+++++	+++++	+++++	+++++	+++++	+++++	<-
M 189 Diallate, total	+++++	+++++	+++++	+++++	+++++	+++++	+++++	+++++	+++++	<-
104 Phorate	+++++	+++++	+++++	+++++	+++++	+++++	+++++	+++++	+++++	<-
105 1,3,5-Trinitrobenzene	+++++	+++++	+++++	+++++	+++++	+++++	+++++	+++++	+++++	<-
106 4-Bromophenyl-phenylether	0.18460	0.20600	0.19167	0.19314	0.21135	0.20677	0.21723	0.20154	5.888	
107 Hexachlorobenzene	0.17672	0.19782	0.19677	0.19094	0.20318	0.20014	0.21216	0.19682	5.590	
108 Phenacetin	+++++	+++++	+++++	+++++	+++++	+++++	+++++	+++++	+++++	<-
223 Atrazine	0.13358	0.16509	0.18336	0.19898	0.21211	0.20034	0.19608	0.18422	14.577	
109 Diallate 2	+++++	+++++	+++++	+++++	+++++	+++++	+++++	+++++	+++++	<-
110 Dimethoate	+++++	+++++	+++++	+++++	+++++	+++++	+++++	+++++	+++++	<-
111 Pentachlorophenol	0.10947	0.12442	0.13681	0.11878	0.13056	0.12779	0.14742	0.12789	9.590	

Test America Pittsburgh

INITIAL CALIBRATION DATA

Start Cal Date : 23-NOV-2007 08:42
End Cal Date : 23-NOV-2007 11:32
Quant Method : ISTD
Origin : Disabled
Target Version : 4.14
Integrator : HP RTE
Method file : \\PITSVR06\d\chem\722.i\112307.b\LL.m
Last Edit : 26-Nov-2007 05:55 722.i
Curve Type : Average

Compound	0.40000 Level 1	2.000 Level 2	4.000 Level 3	10.000 Level 4	20.000 Level 5	40.000 Level 6	RRF	% RSD	
	80.000 Level 7								
112 Pentachloronitrobenzene	+++++	+++++	+++++	+++++	+++++	+++++			
	+++++						+++++	+++++	<-
113 4-Aminobiphenyl	+++++	+++++	+++++	+++++	+++++	+++++			
	+++++						+++++	+++++	<-
114 Pronamide	+++++	+++++	+++++	+++++	+++++	+++++			
	+++++						+++++	+++++	<-
115 Phenanthrene	1.15094	1.11066	1.08289	1.04204	1.08332	1.04401			
	1.02014						1.07629	4.192	
116 Anthracene	1.08026	1.06216	1.04157	1.04933	1.09713	1.05768			
	1.03392						1.06029	2.085	
117 Dinoseb	+++++	+++++	+++++	+++++	+++++	+++++			
	+++++						+++++	+++++	<-
118 Disulfoton	+++++	+++++	+++++	+++++	+++++	+++++			
	+++++						+++++	+++++	<-
119 Carbazole	1.06445	1.06137	1.02508	0.97914	0.99014	0.90385			
	0.83762						0.98024	8.531	
120 Di-n-Butylphthalate	0.93478	1.02916	1.09844	1.12116	1.21613	1.16891			
	1.12182						1.09863	8.430	
121 4-Nitroquinoline 1-oxide	+++++	+++++	+++++	+++++	+++++	+++++			
	+++++						+++++	+++++	<-
122 Methapyrilene	+++++	+++++	+++++	+++++	+++++	+++++			
	+++++						+++++	+++++	<-

Test America Pittsburgh

INITIAL CALIBRATION DATA

Start Cal Date : 23-NOV-2007 08:42
End Cal Date : 23-NOV-2007 11:32
Quant Method : ISTD
Origin : Disabled
Target Version : 4.14
Integrator : HP RTE
Method file : \\PITSVR06\d\chem\722.i\112307.b\LL.m
Last Edit : 26-Nov-2007 05:55 722.i
Curve Type : Average

Compound	0.40000 Level 1	2.000 Level 2	4.000 Level 3	10.000 Level 4	20.000 Level 5	40.000 Level 6	RRF	% RSD	
	80.000 Level 7								
123 Fluoranthene	1.23679	1.19480	1.15853	1.11201	1.13429	1.08493			
	1.06977						1.14159	5.241	
124 Benzidine	0.29182	0.29492	0.32884	0.48514	0.46691	0.43562			
	0.38385						0.38387	21.067	<-
125 Pyrene	1.20946	1.12136	1.13467	1.09145	1.22672	1.12930			
	1.08737						1.14290	4.780	
126 Aramite 1	+++++	+++++	+++++	+++++	+++++	+++++			
	+++++						+++++	+++++	<-
M 191 Aramite, total	+++++	+++++	+++++	+++++	+++++	+++++			
	+++++						+++++	+++++	<-
127 Aramite 2	+++++	+++++	+++++	+++++	+++++	+++++			
	+++++						+++++	+++++	<-
128 p-Dimethylamino azobenzene	+++++	+++++	+++++	+++++	+++++	+++++			
	+++++						+++++	+++++	<-
129 p-Chlorobenzilate	+++++	+++++	+++++	+++++	+++++	+++++			
	+++++						+++++	+++++	<-
130 Famphur	+++++	+++++	+++++	+++++	+++++	+++++			
	+++++						+++++	+++++	<-
131 Butylbenzylphthalate	0.51228	0.49271	0.50126	0.49317	0.57788	0.53746			
	0.53250						0.52104	5.905	
132 3,3'-Dimethylbenzidine	+++++	+++++	+++++	+++++	+++++	+++++			
	+++++						+++++	+++++	<-

Test America Pittsburgh

INITIAL CALIBRATION DATA

Start Cal Date : 23-NOV-2007 08:42
End Cal Date : 23-NOV-2007 11:32
Quant Method : ISTD
Origin : Disabled
Target Version : 4.14
Integrator : HP RTE
Method file : \\PITSVR06\d\chem\722.i\112307.b\LL.m
Last Edit : 26-Nov-2007 05:55 722.i
Curve Type : Average

Compound	0.40000 Level 1	2.000 Level 2	4.000 Level 3	10.000 Level 4	20.000 Level 5	40.000 Level 6	RRF	% RSD	
	80.000 Level 7								
133 3,3'-Dimethoxybenzidine	+++++	+++++	+++++	+++++	+++++	+++++			
	+++++						+++++	+++++	<-
134 2-Acetylaminofluorene	+++++	+++++	+++++	+++++	+++++	+++++			
	+++++						+++++	+++++	<-
135 3,3'-Dichlorobenzidine	0.39625	0.40408	0.40248	0.42669	0.43907	0.40616			
	0.45891						0.41909	5.539	
136 Benzo(a)Anthracene	1.27415	1.24181	1.21341	1.18215	1.27175	1.18669			
	1.18965						1.22280	3.260	
137 Chrysene	1.24911	1.18855	1.13600	1.09064	1.17524	1.10411			
	1.09078						1.14778	5.184	
138 4,4'-Methylene bis(o-chloroan	+++++	+++++	+++++	+++++	+++++	+++++			
	+++++						+++++	+++++	<-
139 bis(2-ethylhexyl)Phthalate	0.68120	0.63786	0.65153	0.65165	0.76337	0.72723			
	0.74053						0.69334	7.209	
140 Di-n-octylphthalate	1.77388	1.57590	1.42437	1.40964	1.55589	1.42300			
	1.43549						1.51402	8.799	
141 Benzo(b)fluoranthene	1.68885	1.53444	1.37727	1.41839	1.57558	1.50022			
	1.61547						1.53003	7.125	
142 Benzo(k)fluoranthene	1.52488	1.50329	1.36170	1.39875	1.45734	1.42448			
	1.47626						1.44953	4.009	
143 7,12-dimethylbenz[a]anthracen	0.82935	0.76012	0.65007	0.65924	0.72130	0.70737			
	0.80594						0.73334	9.390	

Test America Pittsburgh

INITIAL CALIBRATION DATA

Start Cal Date : 23-NOV-2007 08:42
End Cal Date : 23-NOV-2007 11:32
Quant Method : ISTD
Origin : Disabled
Target Version : 4.14
Integrator : HP RTE
Method file : \\PITSVR06\d\chem\722.i\112307.b\LL.m
Last Edit : 26-Nov-2007 05:55 722.i
Curve Type : Average

Compound	0.40000 Level 1	2.000 Level 2	4.000 Level 3	10.000 Level 4	20.000 Level 5	40.000 Level 6	80.000 Level 7	RRF	% RSD	
213 Dinocap 1(1)	+++++	+++++	+++++	+++++	+++++	+++++	+++++	+++++	+++++	<-
(2)	+++++	+++++	+++++	+++++	+++++	+++++	+++++	+++++	+++++	<-
214 Dinocap 2	+++++	+++++	+++++	+++++	+++++	+++++	+++++	+++++	+++++	<-
215 Dinocap 4	+++++	+++++	+++++	+++++	+++++	+++++	+++++	+++++	+++++	<-
M 218 Dinocap, total	+++++	+++++	+++++	+++++	+++++	+++++	+++++	+++++	+++++	<-
216 Dinocap 3	+++++	+++++	+++++	+++++	+++++	+++++	+++++	+++++	+++++	<-
144 Hexachlorophene	+++++	+++++	+++++	+++++	+++++	+++++	+++++	+++++	+++++	<-
145 Hexachlorophene product	+++++	+++++	+++++	+++++	+++++	+++++	+++++	+++++	+++++	<-
146 Benzo(a)pyrene	1.34605	1.32807	1.21437	1.25522	1.36130	1.33238	1.41768	1.32215	5.117	
148 3-Methylcholanthrene	+++++	+++++	+++++	+++++	+++++	+++++	+++++	+++++	+++++	<-
149 Indeno(1,2,3-cd)pyrene	1.13271	1.13237	1.07136	1.14623	1.34089	1.32962	1.67039	1.26051	16.541	<-

Test America Pittsburgh

INITIAL CALIBRATION DATA

Start Cal Date : 23-NOV-2007 08:42
End Cal Date : 23-NOV-2007 11:32
Quant Method : ISTD
Origin : Disabled
Target Version : 4.14
Integrator : HP RTE
Method file : \\PITSVR06\d\chem\722.i\112307.b\LL.m
Last Edit : 26-Nov-2007 05:55 722.i
Curve Type : Average

Compound	0.40000 Level 1	2.000 Level 2	4.000 Level 3	10.000 Level 4	20.000 Level 5	40.000 Level 6	RRF	% RSD	
	80.000 Level 7								
150 Dibenz(a,h)anthracene	1.07530	1.05549	1.05335	1.15530	1.31728	1.35847			
	1.65392						1.23844	17.889	<-
151 Benzo(g,h,i)perylene	1.23782	1.11525	1.18178	1.20750	1.36951	1.38488			
	1.62501						1.30311	13.223	
204 Benzenethiol	+++++	+++++	+++++	+++++	+++++	+++++			
	+++++						+++++	+++++	<-
205 1-Methylnaphthalene	0.74347	0.69067	0.66325	0.64567	0.70314	0.67719			
	0.66260						0.68371	4.759	
206 Kepone	+++++	+++++	+++++	+++++	+++++	+++++			
	+++++						+++++	+++++	<-
207 6-Methylchrysene	+++++	+++++	+++++	+++++	+++++	+++++			
	+++++						+++++	+++++	<-
208 Dibenzo(a,h)acridine	+++++	+++++	+++++	+++++	+++++	+++++			
	+++++						+++++	+++++	<-
209 Dibenz(a,j)acridine	+++++	+++++	+++++	+++++	+++++	+++++			
	+++++						+++++	+++++	<-
210 Isodrin	+++++	+++++	+++++	+++++	+++++	+++++			
	+++++						+++++	+++++	<-
211 Parathion	+++++	+++++	+++++	+++++	+++++	+++++			
	+++++						+++++	+++++	<-
212 Methyl parathion	+++++	+++++	+++++	+++++	+++++	+++++			
	+++++						+++++	+++++	<-

FORM 5
SEMIVOLATILE ORGANIC INSTRUMENT PERFORMANCE CHECK
DECAFLUOROTRIPHENYLPHOSPHINE (DFTPP)

Lab Name: TESTAMERICA PITTSBURGH Contract:

Lab Code: TA Case No.: SAS No.: SDG No.: C7K020180

Lab File ID: F1127DF1 DFTPP Injection Date: 11/27/07

Instrument ID: 722 DFTPP Injection Time: 0753

m/e	ION ABUNDANCE CRITERIA	% RELATIVE ABUNDANCE
51	30.0 - 60.0% of mass 198	47.2
68	Less than 2.0% of mass 69	0.0 (0.0)1
69	Mass 69 relative abundance	55.8
70	Less than 2.0% of mass 69	0.0 (0.0)1
127	40.0 - 60.0% of mass 198	56.5
197	Less than 1.0% of mass 198	0.0
198	Base Peak, 100% relative abundance	100.0
199	5.0 to 9.0% of mass 198	7.6
275	10.0 - 30.0% of mass 198	27.9
365	Greater than 1.0% of mass 198	3.96
441	Present, but less than mass 443	9.4
442	40.0 - 100.0% of mass 198	58.5
443	17.0 - 23.0% of mass 442	10.0 (17.1)2

1-Value is % mass 69 2-Value is % mass 442

THIS CHECK APPLIES TO THE FOLLOWING SAMPLES, MS, MSD, BLANKS, AND STANDARDS:

	EPA SAMPLE NO.	LAB SAMPLE ID	LAB FILE ID	DATE ANALYZED	TIME ANALYZED
01	SSTD4	SSTD4	F11270C2	11/27/07	0836
02	INTRA-LAB BL	KA0081AA	F1127014	11/27/07	1514
03	INTRA-LAB CH	KA0081AC	F1127015	11/27/07	1542
04					
05					
06					
07					
08					
09					
10					
11					
12					
13					
14					
15					
16					
17					
18					
19					
20					
21					
22					

Test America Pittsburgh

CONTINUING CALIBRATION COMPOUNDS

Instrument ID: 722.i
Lab File ID: F11270C2.D
Analysis Type:
Lab Sample ID: sstd4
Method: \\PITSVR06\d\chem\722.i\112707.b\LL.m

Injection Date: 27-NOV-2007 08:36
Init. Cal. Date(s): 23-NOV-2007 23-NOV-2007
Init. Cal. Times: 08:42 11:32
Quant Type: ISTD

COMPOUND	RRF / AMOUNT	RF4	MIN RRF	%D / %DRIFT	MAX %D / %DRIFT	CURVE TYPE	
198 1,4-Dioxane	0.73298	0.88877	0.010	-21.25427	25.00000	Averaged	
220 Benzaldehyde	0.78972	0.68969	0.010	12.66686	25.00000	Averaged	
10 N-Nitrosodimethylamine	0.90957	0.89371	0.010	1.74413	25.00000	Averaged	
9 Pyridine	1.72464	1.52613	0.010	11.50979	25.00000	Averaged	
16 Methyl methanesulfonate	0.91791	0.95312	0.010	-3.83597	25.00000	Averaged	
21 Aniline	1.98308	2.03052	0.010	-2.39173	25.00000	Averaged	
22 Phenol	1.87834	1.82739	0.010	2.71276	20.00000	Averaged	
23 bis(2-Chloroethyl)ether	1.33042	1.32692	0.010	0.26297	25.00000	Averaged	
24 2-Chlorophenol	1.46352	1.45701	0.010	0.44502	25.00000	Averaged	
26 1,3-Dichlorobenzene	1.65069	1.66738	0.010	-1.01081	25.00000	Averaged	
27 1,4-Dichlorobenzene	1.66408	1.64609	0.010	1.08135	20.00000	Averaged	
28 1,2-Dichlorobenzene	1.56456	1.58180	0.010	-1.10190	25.00000	Averaged	
29 Benzyl Alcohol	0.61467	0.39267	0.010	36.11686	25.00000	Averaged	<- NA
30 2-Methylphenol	1.27125	1.20516	0.010	5.19887	25.00000	Averaged	
31 2,2'-oxybis(1-Chloropropane	1.10595	1.09748	0.010	0.76668	25.00000	Averaged	
37 Acetophenone	2.00826	1.96318	0.010	2.24459	25.00000	Averaged	
32 N-Nitroso-di-n-propylamine	1.01262	1.01121	0.050	0.13928	25.00000	Averaged	
192 4-Methylphenol	1.37711	1.27281	0.010	7.57342	25.00000	Averaged	
34 Hexachloroethane	0.62879	0.63524	0.010	-1.02459	25.00000	Averaged	
35 Nitrobenzene	0.42056	0.43210	0.010	-2.74384	25.00000	Averaged	
41 Isophorone	0.65164	0.63775	0.010	2.13210	25.00000	Averaged	
42 2-Nitrophenol	0.19428	0.18156	0.010	6.54883	20.00000	Averaged	
43 2,4-Dimethylphenol	0.38014	0.37460	0.010	1.45786	25.00000	Averaged	
44 bis(2-Chloroethoxy)methane	0.39416	0.39112	0.010	0.77053	25.00000	Averaged	
48 2,4-Dichlorophenol	0.28744	0.27342	0.010	4.87498	20.00000	Averaged	
49 Benzoic Acid	0.20500	0.10752	0.010	47.55095	25.00000	Averaged	<- NA
50 1,2,4-Trichlorobenzene	0.35205	0.35610	0.010	-1.15043	25.00000	Averaged	
51 Naphthalene	1.06719	1.06400	0.010	0.29956	25.00000	Averaged	
52 4-Chloroaniline	0.42628	0.41088	0.010	3.61290	25.00000	Averaged	
54 2,6-Dichlorophenol	0.29580	0.27520	0.010	6.96555	25.00000	Averaged	
56 Hexachlorobutadiene	0.20532	0.20355	0.010	0.86447	20.00000	Averaged	
221 Caprolactam	0.10554	0.08996	0.010	14.76766	25.00000	Averaged	
59 4-Chloro-3-Methylphenol	0.33597	0.30727	0.010	8.54399	20.00000	Averaged	
62 2-Methylnaphthalene	0.70686	0.68666	0.010	2.85661	25.00000	Averaged	
205 1-Methylnaphthalene	0.68371	0.68324	0.010	0.06879	25.00000	Averaged	
64 Hexachlorocyclopentadiene	0.16762	0.13410	0.050	19.99883	25.00000	Averaged	
66 2,4,6-Trichlorophenol	0.36264	0.35432	0.010	2.29487	20.00000	Averaged	
67 2,4,5-Trichlorophenol	0.38450	0.38858	0.010	-1.06052	25.00000	Averaged	
222 1,1'-Biphenyl	1.49223	1.47213	0.010	1.34742	25.00000	Averaged	
70 2-Chloronaphthalene	1.14460	1.15023	0.010	-0.49230	25.00000	Averaged	
73 2-Nitroaniline	0.34781	0.34613	0.010	0.48193	25.00000	Averaged	
76 Dimethylphthalate	1.29073	1.28390	0.010	0.52904	25.00000	Averaged	

Test America Pittsburgh

CONTINUING CALIBRATION COMPOUNDS

Instrument ID: 722.i Injection Date: 27-NOV-2007 08:36
Lab File ID: F11270C2.D Init. Cal. Date(s): 23-NOV-2007 23-NOV-2007
Analysis Type: Init. Cal. Times: 08:42 11:32
Lab Sample ID: sstd4 Quant Type: ISTD
Method: \\PITSVR06\d\chem\722.i\112707.b\LL.m

COMPOUND	RRF / AMOUNT	RF4	MIN RRF	%D / %DRIFT	MAX %D / %DRIFT	CURVE TYPE	
78 2,6-Dinitrotoluene	0.27123	0.27353	0.010	-0.84742	25.00000	Averaged	
79 Acenaphthylene	1.63503	1.62007	0.010	0.91505	25.00000	Averaged	
81 3-Nitroaniline	0.30781	0.28989	0.010	5.81944	25.00000	Averaged	
82 Acenaphthene	1.16026	1.12238	0.010	3.26502	20.00000	Averaged	
83 2,4-Dinitrophenol	0.15584	0.13124	0.050	15.78354	25.00000	Averaged	
85 4-Nitrophenol	0.30354	0.29356	0.050	3.28997	25.00000	Averaged	
86 Dibenzofuran	1.62586	1.59086	0.010	2.15278	25.00000	Averaged	
87 2,4-Dinitrotoluene	0.38175	0.37745	0.010	1.12522	25.00000	Averaged	
91 2,3,5,6-Tetrachlorophenol	0.31556	0.28971	0.010	8.19245	25.00000	Averaged	
88 2,3,4,6-Tetrachlorophenol	0.31362	0.30985	0.010	1.20246	25.00000	Averaged	
92 2-Naphthylamine	0.70057	0.67635	0.010	3.45640	25.00000	Averaged	
93 Diethylphthalate	1.33182	1.28755	0.010	3.32350	25.00000	Averaged	
94 Fluorene	1.32116	1.27174	0.010	3.74076	25.00000	Averaged	
95 4-Chlorophenyl-phenylether	0.66271	0.63413	0.010	4.31180	25.00000	Averaged	
96 4-Nitroaniline	0.35837	0.28125	0.010	21.51911	25.00000	Averaged	
98 4,6-Dinitro-2-methylphenol	0.11142	0.08646	0.010	22.40074	25.00000	Averaged	
99 N-Nitrosodiphenylamine	0.53281	0.52456	0.010	1.54912	20.00000	Averaged	
100 1,2-Diphenylhydrazine	0.75778	0.82095	0.010	-8.33655	25.00000	Averaged	
106 4-Bromophenyl-phenylether	0.20154	0.20392	0.010	-1.17940	25.00000	Averaged	
107 Hexachlorobenzene	0.19682	0.20947	0.010	-6.42904	25.00000	Averaged	
223 Atrazine	0.18422	0.18876	0.010	-2.46224	25.00000	Averaged	
111 Pentachlorophenol	0.12789	0.11755	0.025	8.09148	20.00000	Averaged	
115 Phenanthrene	1.07629	1.08494	0.010	-0.80397	25.00000	Averaged	
116 Anthracene	1.06029	1.04488	0.010	1.45359	25.00000	Averaged	
119 Carbazole	0.98024	0.88015	0.010	10.21072	25.00000	Averaged	
120 Di-n-Butylphthalate	1.09863	1.12185	0.010	-2.11400	25.00000	Averaged	
123 Fluoranthene	1.14159	1.00796	0.010	11.70511	20.00000	Averaged	
124 Benzidine	0.38387	0.21826	0.010	43.14266	25.00000	Averaged	<- NA
125 Pyrene	1.14290	1.31578	0.010	-15.12635	25.00000	Averaged	
131 Butylbenzylphthalate	0.52104	0.60675	0.010	-16.45111	25.00000	Averaged	
135 3,3'-Dichlorobenzidine	0.41909	0.38632	0.010	7.81926	25.00000	Averaged	
136 Benzo(a)Anthracene	1.22280	1.20515	0.010	1.44385	25.00000	Averaged	
137 Chrysene	1.14778	1.12727	0.010	1.78639	25.00000	Averaged	
139 bis(2-ethylhexyl)Phthalate	0.69334	0.84473	0.010	-21.83580	25.00000	Averaged	
140 Di-n-octylphthalate	1.51402	1.62186	0.010	-7.12252	20.00000	Averaged	
141 Benzo(b)fluoranthene	1.53003	1.39832	0.010	8.60829	25.00000	Averaged	
142 Benzo(k)fluoranthene	1.44953	1.28454	0.010	11.38226	25.00000	Averaged	
143 7,12-dimethylbenz[a]anthrac	0.73334	0.60932	0.010	16.91223	25.00000	Averaged	
146 Benzo(a)pyrene	1.32215	1.27053	0.010	3.90435	20.00000	Averaged	
149 Indeno(1,2,3-cd)pyrene	1.26051	1.54004	0.010	-22.17622	25.00000	Averaged	
150 Dibenz(a,h)anthracene	1.23844	1.49340	0.010	-20.58723	25.00000	Averaged	
151 Benzo(g,h,i)perylene	1.30311	1.54067	0.010	-18.23068	25.00000	Averaged	

Test America Pittsburgh

CONTINUING CALIBRATION COMPOUNDS

Instrument ID: 722.i Injection Date: 27-NOV-2007 08:36
Lab File ID: F11270C2.D Init. Cal. Date(s): 23-NOV-2007 23-NOV-2007
Analysis Type: Init. Cal. Times: 08:42 11:32
Lab Sample ID: sstd4 Quant Type: ISTD
Method: \\PITSVR06\d\chem\722.i\112707.b\LL.m

COMPOUND	RRF / AMOUNT	RF4	MIN RRF	%D / %DRIFT	MAX %D / %DRIFT	CURVE TYPE
$ 154 Nitrobenzene-d5	0.42382	0.42719	0.010	-0.79535	25.00000	Averaged
$ 155 2-Fluorobiphenyl	1.30085	1.32081	0.010	-1.53471	25.00000	Averaged
$ 156 Terphenyl-d14	0.83657	0.96297	0.010	-15.11004	25.00000	Averaged
$ 157 Phenol-d5	1.60405	1.61006	0.010	-0.37448	25.00000	Averaged
$ 158 2-Fluorophenol	1.38789	1.39549	0.010	-0.54738	25.00000	Averaged
$ 159 2,4,6-Tribromophenol	0.08032	0.07439	0.010	7.37667	25.00000	Averaged
$ 186 2-Chlorophenol-d4	1.48996	1.45239	0.010	2.52161	25.00000	Averaged
$ 187 1,2-Dichlorobenzene-d4	1.01390	1.00625	0.010	0.75430	25.00000	Averaged

FORM 5
SEMIVOLATILE ORGANIC INSTRUMENT PERFORMANCE CHECK
DECAFLUOROTRIPHENYLPHOSPHINE (DFTPP)

Lab Name: TESTAMERICA PITTSBURGH Contract:

Lab Code: TA Case No.: SAS No.: SDG No.: C7K020180

Lab File ID: F1128DF1 DFTPP Injection Date: 11/28/07

Instrument ID: 722 DFTPP Injection Time: 0842

m/e	ION ABUNDANCE CRITERIA	% RELATIVE ABUNDANCE
51	30.0 - 60.0% of mass 198	44.8
68	Less than 2.0% of mass 69	0.4 (0.7)1
69	Mass 69 relative abundance	56.1
70	Less than 2.0% of mass 69	0.4 (0.7)1
127	40.0 - 60.0% of mass 198	57.2
197	Less than 1.0% of mass 198	0.0
198	Base Peak, 100% relative abundance	100.0
199	5.0 to 9.0% of mass 198	6.6
275	10.0 - 30.0% of mass 198	28.6
365	Greater than 1.0% of mass 198	3.55
441	Present, but less than mass 443	9.5
442	40.0 - 100.0% of mass 198	58.6
443	17.0 - 23.0% of mass 442	11.3 (19.2)2

1-Value is % mass 69 2-Value is % mass 442

THIS CHECK APPLIES TO THE FOLLOWING SAMPLES, MS, MSD, BLANKS, AND STANDARDS:

	EPA SAMPLE NO.	LAB SAMPLE ID	LAB FILE ID	DATE ANALYZED	TIME ANALYZED
01	SSTD4	SSTD4	F11280C2	11/28/07	0925
02	FMC-7	KAEW11AU	F1128010	11/28/07	1409
03	FMC-8	KAEW51AU	F1128011	11/28/07	1438
04	FMC-25	KAEW91AU	F1128012	11/28/07	1506
05	FMC-26	KAEXG1AU	F1128013	11/28/07	1535
06					
07					
08					
09					
10					
11					
12					
13					
14					
15					
16					
17					
18					
19					
20					
21					
22					

Test America Pittsburgh

CONTINUING CALIBRATION COMPOUNDS

Instrument ID: 722.i
Lab File ID: F11280C2.D
Analysis Type:
Lab Sample ID: sstd4
Method: \\PITSVR06\d\chem\722.i\112807.b\LL.m

Injection Date: 28-NOV-2007 09:25
Init. Cal. Date(s): 23-NOV-2007 23-NOV-2007
Init. Cal. Times: 08:42 11:32
Quant Type: ISTD

COMPOUND	RRF / AMOUNT	RF4	MIN RRF	%D / %DRIFT	MAX %D / %DRIFT	CURVE TYPE	
198 1,4-Dioxane	0.73298	0.80845	0.010	-10.29635	25.00000	Averaged	
220 Benzaldehyde	0.78972	0.72060	0.010	8.75228	25.00000	Averaged	
10 N-Nitrosodimethylamine	0.90957	0.86529	0.010	4.86825	25.00000	Averaged	
9 Pyridine	1.72464	1.65355	0.010	4.12172	25.00000	Averaged	
16 Methyl methanesulfonate	0.91791	0.93996	0.010	-2.40268	25.00000	Averaged	
21 Aniline	1.98308	1.99190	0.010	-0.44441	25.00000	Averaged	
22 Phenol	1.87834	1.87856	0.010	-0.01173	20.00000	Averaged	
23 bis(2-Chloroethyl)ether	1.33042	1.33246	0.010	-0.15315	25.00000	Averaged	
24 2-Chlorophenol	1.46352	1.51921	0.010	-3.80504	25.00000	Averaged	
26 1,3-Dichlorobenzene	1.65069	1.68199	0.010	-1.89595	25.00000	Averaged	
27 1,4-Dichlorobenzene	1.66408	1.72913	0.010	-3.90886	20.00000	Averaged	
28 1,2-Dichlorobenzene	1.56456	1.61417	0.010	-3.17080	25.00000	Averaged	
29 Benzyl Alcohol	0.61467	0.37535	0.010	38.93459	25.00000	Averaged	<- NA
30 2-Methylphenol	1.27125	1.15433	0.010	9.19774	25.00000	Averaged	
31 2,2'-oxybis(1-Chloropropane	1.10595	1.06212	0.010	3.96336	25.00000	Averaged	
37 Acetophenone	2.00826	1.94325	0.010	3.23713	25.00000	Averaged	
32 N-Nitroso-di-n-propylamine	1.01262	0.99600	0.050	1.64196	25.00000	Averaged	
192 4-Methylphenol	1.37711	1.24356	0.010	9.69783	25.00000	Averaged	
34 Hexachloroethane	0.62879	0.66409	0.010	-5.61322	25.00000	Averaged	
35 Nitrobenzene	0.42056	0.43564	0.010	-3.58653	25.00000	Averaged	
41 Isophorone	0.65164	0.67569	0.010	-3.69058	25.00000	Averaged	
42 2-Nitrophenol	0.19428	0.18902	0.010	2.70670	20.00000	Averaged	
43 2,4-Dimethylphenol	0.38014	0.35377	0.010	6.93640	25.00000	Averaged	
44 bis(2-Chloroethoxy)methane	0.39416	0.38538	0.010	2.22731	25.00000	Averaged	
48 2,4-Dichlorophenol	0.28744	0.26415	0.010	8.10139	20.00000	Averaged	
49 Benzoic Acid	0.20500	0.10104	0.010	50.71231	25.00000	Averaged	<- NA
50 1,2,4-Trichlorobenzene	0.35205	0.33177	0.010	5.76099	25.00000	Averaged	
51 Naphthalene	1.06719	1.03918	0.010	2.62545	25.00000	Averaged	
52 4-Chloroaniline	0.42628	0.40345	0.010	5.35745	25.00000	Averaged	
54 2,6-Dichlorophenol	0.29580	0.28521	0.010	3.58029	25.00000	Averaged	
56 Hexachlorobutadiene	0.20532	0.19772	0.010	3.70320	20.00000	Averaged	
221 Caprolactam	0.10554	0.08099	0.010	23.26607	25.00000	Averaged	
59 4-Chloro-3-Methylphenol	0.33597	0.28578	0.010	14.93760	20.00000	Averaged	
62 2-Methylnaphthalene	0.70686	0.69928	0.010	1.07236	25.00000	Averaged	
205 1-Methylnaphthalene	0.68371	0.65014	0.010	4.91077	25.00000	Averaged	
64 Hexachlorocyclopentadiene	0.16762	0.12540	0.050	25.18386	25.00000	Averaged	<-
66 2,4,6-Trichlorophenol	0.36264	0.35343	0.010	2.53996	20.00000	Averaged	
67 2,4,5-Trichlorophenol	0.38450	0.33965	0.010	11.66414	25.00000	Averaged	
222 1,1'-Biphenyl	1.49223	1.48003	0.010	0.81748	25.00000	Averaged	
70 2-Chloronaphthalene	1.14460	1.13313	0.010	1.00227	25.00000	Averaged	
73 2-Nitroaniline	0.34781	0.34064	0.010	2.06119	25.00000	Averaged	
76 Dimethylphthalate	1.29073	1.22133	0.010	5.37715	25.00000	Averaged	

Test America Pittsburgh

CONTINUING CALIBRATION COMPOUNDS

Instrument ID: 722.i
Lab File ID: F11280C2.D
Analysis Type:
Lab Sample ID: sstd4
Method: \\PITSVR06\d\chem\722.i\112807.b\LL.m

Injection Date: 28-NOV-2007 09:25
Init. Cal. Date(s): 23-NOV-2007 23-NOV-2007
Init. Cal. Times: 08:42 11:32
Quant Type: ISTD

COMPOUND	RRF / AMOUNT	RF4	MIN RRF	%D / %DRIFT	MAX %D / %DRIFT	CURVE TYPE	
78 2,6-Dinitrotoluene	0.27123	0.26518	0.010	2.22829	25.00000	Averaged	
79 Acenaphthylene	1.63503	1.66174	0.010	-1.63349	25.00000	Averaged	
81 3-Nitroaniline	0.30781	0.28321	0.010	7.99069	25.00000	Averaged	
82 Acenaphthene	1.16026	1.09594	0.010	5.54340	20.00000	Averaged	
83 2,4-Dinitrophenol	0.15584	0.10617	0.050	-31.87460	25.00000	Averaged	<-
85 4-Nitrophenol	0.30354	0.26254	0.050	13.50848	25.00000	Averaged	
86 Dibenzofuran	1.62586	1.57302	0.010	3.25020	25.00000	Averaged	
87 2,4-Dinitrotoluene	0.38175	0.35495	0.010	7.01944	25.00000	Averaged	
91 2,3,5,6-Tetrachlorophenol	0.31556	0.27994	0.010	11.28695	25.00000	Averaged	
88 2,3,4,6-Tetrachlorophenol	0.31362	0.27934	0.010	10.93058	25.00000	Averaged	
92 2-Naphthylamine	0.70057	0.66559	0.010	4.99189	25.00000	Averaged	
93 Diethylphthalate	1.33182	1.28960	0.010	3.16986	25.00000	Averaged	
94 Fluorene	1.32116	1.24523	0.010	5.74710	25.00000	Averaged	
95 4-Chlorophenyl-phenylether	0.66271	0.63779	0.010	3.76023	25.00000	Averaged	
96 4-Nitroaniline	0.35837	0.26745	0.010	25.37048	25.00000	Averaged	<-
98 4,6-Dinitro-2-methylphenol	0.11142	0.08039	0.010	27.84620	25.00000	Averaged	<-
99 N-Nitrosodiphenylamine	0.53281	0.51565	0.010	3.22008	20.00000	Averaged	
100 1,2-Diphenylhydrazine	0.75778	0.80104	0.010	-5.70842	25.00000	Averaged	
106 4-Bromophenyl-phenylether	0.20154	0.20822	0.010	-3.31698	25.00000	Averaged	
107 Hexachlorobenzene	0.19682	0.19739	0.010	-0.28934	25.00000	Averaged	
223 Atrazine	0.18422	0.18405	0.010	0.09011	25.00000	Averaged	
111 Pentachlorophenol	0.12789	0.11045	0.025	13.63950	20.00000	Averaged	
115 Phenanthrene	1.07629	1.06506	0.010	1.04298	25.00000	Averaged	
116 Anthracene	1.06029	1.02611	0.010	3.22363	25.00000	Averaged	
119 Carbazole	0.98024	0.86650	0.010	11.60254	25.00000	Averaged	
120 Di-n-Butylphthalate	1.09863	1.07104	0.010	2.51091	25.00000	Averaged	
123 Fluoranthene	1.14159	0.99416	0.010	12.91458	20.00000	Averaged	
124 Benzidine	0.38387	0.23136	0.010	39.73029	25.00000	Averaged	<- NA
125 Pyrene	1.14290	1.38947	0.010	-21.57345	25.00000	Averaged	
131 Butylbenzylphthalate	0.52104	0.57699	0.010	-10.73782	25.00000	Averaged	
135 3,3'-Dichlorobenzidine	0.41909	0.36377	0.010	13.20069	25.00000	Averaged	
136 Benzo(a)Anthracene	1.22280	1.16782	0.010	4.49653	25.00000	Averaged	
137 Chrysene	1.14778	1.11559	0.010	2.80391	25.00000	Averaged	
139 bis(2-ethylhexyl)Phthalate	0.69334	0.77389	0.010	-11.61838	25.00000	Averaged	
140 Di-n-octylphthalate	1.51402	1.75603	0.010	-15.98459	20.00000	Averaged	
141 Benzo(b)fluoranthene	1.53003	1.47041	0.010	3.89662	25.00000	Averaged	
142 Benzo(k)fluoranthene	1.44953	1.48678	0.010	-2.56985	25.00000	Averaged	
143 7,12-dimethylbenz[a]anthrac	0.73334	0.70613	0.010	3.71086	25.00000	Averaged	
146 Benzo(a)pyrene	1.32215	1.26027	0.010	4.68033	20.00000	Averaged	
149 Indeno(1,2,3-cd)pyrene	1.26051	1.48119	0.010	-17.50739	25.00000	Averaged	
150 Dibenz(a,h)anthracene	1.23844	1.31533	0.010	-6.20806	25.00000	Averaged	
151 Benzo(g,h,i)perylene	1.30311	1.25270	0.010	3.86822	25.00000	Averaged	

Test America Pittsburgh

CONTINUING CALIBRATION COMPOUNDS

Instrument ID: 722.i Injection Date: 28-NOV-2007 09:25
Lab File ID: F11280C2.D Init. Cal. Date(s): 23-NOV-2007 23-NOV-2007
Analysis Type: Init. Cal. Times: 08:42 11:32
Lab Sample ID: sstd4 Quant Type: ISTD
Method: \\PITSVR06\d\chem\722.i\112807.b\LL.m

COMPOUND	RRF / AMOUNT	RF4	MIN RRF	%D / %DRIFT	MAX %D / %DRIFT	CURVE TYPE
$ 154 Nitrobenzene-d5	0.42382	0.41881	0.010	1.18075	25.00000	Averaged
$ 155 2-Fluorobiphenyl	1.30085	1.29538	0.010	0.42020	25.00000	Averaged
$ 156 Terphenyl-d14	0.83657	0.99788	0.010	-19.28295	25.00000	Averaged
$ 157 Phenol-d5	1.60405	1.60527	0.010	-0.07622	25.00000	Averaged
$ 158 2-Fluorophenol	1.38789	1.34785	0.010	2.88517	25.00000	Averaged
$ 159 2,4,6-Tribromophenol	0.08032	0.07910	0.010	1.51528	25.00000	Averaged
$ 186 2-Chlorophenol-d4	1.48996	1.47300	0.010	1.13845	25.00000	Averaged
$ 187 1,2-Dichlorobenzene-d4	1.01390	0.99723	0.010	1.64376	25.00000	Averaged

FORM 5
SEMIVOLATILE ORGANIC INSTRUMENT PERFORMANCE CHECK
DECAFLUOROTRIPHENYLPHOSPHINE (DFTPP)

Lab Name: TESTAMERICA PITTSBURGH Contract:

Lab Code: TA Case No.: SAS No.: SDG No.: _____

Lab File ID: B1113DF4 DFTPP Injection Date: 11/13/07

Instrument ID: 71 DFTPP Injection Time: 2219

m/e	ION ABUNDANCE CRITERIA	% RELATIVE ABUNDANCE
51	30.0 - 60.0% of mass 198	43.3
68	Less than 2.0% of mass 69	0.3 (0.7)1
69	Mass 69 relative abundance	43.2
70	Less than 2.0% of mass 69	0.1 (0.2)1
127	40.0 - 60.0% of mass 198	55.3
197	Less than 1.0% of mass 198	0.4
198	Base Peak, 100% relative abundance	100.0
199	5.0 to 9.0% of mass 198	6.5
275	10.0 - 30.0% of mass 198	21.7
365	Greater than 1.0% of mass 198	3.47
441	Present, but less than mass 443	14.9
442	40.0 - 100.0% of mass 198	95.9
443	17.0 - 23.0% of mass 442	18.7 (19.5)2

1-Value is % mass 69 2-Value is % mass 442

THIS CHECK APPLIES TO THE FOLLOWING SAMPLES, MS, MSD, BLANKS, AND STANDARDS:

	EPA SAMPLE NO.	LAB SAMPLE ID	LAB FILE ID	DATE ANALYZED	TIME ANALYZED
01	SSTD0.4	SSTD0.4	S1113CC1	11/14/07	0106
02	SSTD2.0	SSTD2.0	S1113CC2	11/14/07	0125
03	SSTD4.0	SSTD4.0	S1113CC3	11/14/07	0144
04	SSTD10	SSTD10	S1113CC4	11/14/07	0203
05	SSTD20	SSTD20	S1113CC5	11/14/07	0222
06	SSTD40	SSTD40	S1113CC6	11/14/07	0241
07	SSTD80	SSTD80	S1113CC7	11/14/07	0300
08					
09					
10					
11					
12					
13					
14					
15					
16					
17					
18					
19					
20					
21					
22					

TestAmerica Pittsburgh

INITIAL CALIBRATION DATA

Start Cal Date : 14-NOV-2007 01:06
End Cal Date : 14-NOV-2007 03:00
Quant Method : ISTD
Origin : Included
Target Version : 4.14
Integrator : HP RTE
Method file : \\PITSVR06\D\chem\71.i\s111307a.b\llb.m
Last Edit : 29-Nov-2007 14:28 bachas

Calibration File Names:
Level 1: \\PITSVR06\D\chem\71.i\s111307a.b\S1113CC1.D
Level 2: \\PITSVR06\D\chem\71.i\s111307a.b\S1113CC2.D
Level 3: \\PITSVR06\D\chem\71.i\s111307a.b\S1113CC3.D
Level 4: \\PITSVR06\D\chem\71.i\s111307a.b\S1113CC4.D
Level 5: \\PITSVR06\D\chem\71.i\s111307a.b\S1113CC5.D
Level 6: \\PITSVR06\D\chem\71.i\s111307a.b\S1113CC6.D
Level 7: \\PITSVR06\D\chem\71.i\s111307a.b\S1113CC7.D

Compound	0.4000000 Level 1	2.0000 Level 2	4.0000 Level 3	10.0000 Level 4	20.0000 Level 5	40.0000 Level 6	Curve	Coefficients b	m1	m2	%RSD or R^2	
	80.0000 Level 7											
198 1,4-Dioxane	0.38920	0.38065	0.39051	0.35418	0.37382	0.35780						
	0.34095						AVRG		0.36959		5.13269	
226 n-Decane	+++++	+++++	+++++	+++++	+++++	+++++						
	+++++						AVRG		0.000e+000		0.000e+000	<-
227 n-Octadecane	+++++	+++++	+++++	+++++	+++++	+++++						
	+++++						AVRG		0.000e+000		0.000e+000	<-
7 N-Nitrosomorpholine	+++++	+++++	+++++	+++++	+++++	+++++						
	+++++						AVRG		0.000e+000		0.000e+000	<-

TestAmerica Pittsburgh

INITIAL CALIBRATION DATA

Start Cal Date : 14-NOV-2007 01:06
End Cal Date : 14-NOV-2007 03:00
Quant Method : ISTD
Origin : Included
Target Version : 4.14
Integrator : HP RTE
Method file : \\PITSVR06\D\chem\71.i\s111307a.b\llb.m
Last Edit : 29-Nov-2007 14:28 bachas

Compound	0.4000000 Level 1	2.0000 Level 2	4.0000 Level 3	10.0000 Level 4	20.0000 Level 5	40.0000 Level 6	Curve	Coefficients b	m1	m2	%RSD or R^2	
	80.0000 Level 7											
8 Ethyl methanesulfonate	+++++	+++++	+++++	+++++	+++++	+++++						
	+++++						AVRG		0.000e+000		0.000e+000	<-
9 Pyridine	0.91106	0.77661	0.89712	0.93255	1.01020	0.99589						
	0.92841						AVRG		0.92169		8.31816	
199 Thionazin	+++++	+++++	+++++	+++++	+++++	+++++						
	+++++						AVRG		0.000e+000		0.000e+000	<-
200 Sulfotepp	+++++	+++++	+++++	+++++	+++++	+++++						
	+++++						AVRG		0.000e+000		0.000e+000	<-
10 N-Nitrosodimethylamine	0.40997	0.38814	0.48365	0.47413	0.52753	0.51542						
	0.49891						AVRG		0.47111		11.20131	
11 Ethyl methacrylate	+++++	+++++	+++++	+++++	+++++	+++++						
	+++++						AVRG		0.000e+000		0.000e+000	<-
12 3-Chloropropionitrile	+++++	+++++	+++++	+++++	+++++	+++++						
	+++++						AVRG		0.000e+000		0.000e+000	<-

(1 - 567)

297

C7K020180

TestAmerica Pittsburgh

INITIAL CALIBRATION DATA

Start Cal Date : 14-NOV-2007 01:06
End Cal Date : 14-NOV-2007 03:00
Quant Method : ISTD
Origin : Included
Target Version : 4.14
Integrator : HP RTE
Method file : \\PITSVR06\D\chem\71.i\s111307a.b\llb.m
Last Edit : 29-Nov-2007 14:28 bachas

Compound	0.4000000 Level 1	2.0000 Level 2	4.0000 Level 3	10.0000 Level 4	20.0000 Level 5	40.0000 Level 6	80.0000 Level 7	Curve	Coefficients b	m1	m2	%RSD or R^2	
13 Malononitrile	+++++	+++++	+++++	+++++	+++++	+++++	+++++	AVRG		0.000e+000		0.000e+000	<-
14 2-Picoline	+++++	+++++	+++++	+++++	+++++	+++++	+++++	AVRG		0.000e+000		0.000e+000	<-
15 N-Nitrosomethylethylamine	+++++	+++++	+++++	+++++	+++++	+++++	+++++	AVRG		0.000e+000		0.000e+000	<-
16 Methyl methanesulfonate	0.58664	0.48827	0.53848	0.55268	0.60627	0.57406	0.54188	AVRG		0.55547		6.93183	
18 1,3-Dichloro-2-propanol	+++++	+++++	+++++	+++++	+++++	+++++	+++++	AVRG		0.000e+000		0.000e+000	<-
19 N-Nitrosodiethylamine	+++++	+++++	+++++	+++++	+++++	+++++	+++++	AVRG		0.000e+000		0.000e+000	<-
21 Aniline	2.20492	1.68157	2.00576	2.00046	2.05971	1.89317	1.66933	AVRG		1.93070		10.23150	

TestAmerica Pittsburgh

INITIAL CALIBRATION DATA

Start Cal Date : 14-NOV-2007 01:06
End Cal Date : 14-NOV-2007 03:00
Quant Method : ISTD
Origin : Included
Target Version : 4.14
Integrator : HP RTE
Method file : \\PITSVR06\D\chem\71.i\s111307a.b\llb.m
Last Edit : 29-Nov-2007 14:28 bachas

Compound	0.4000000 Level 1	2.0000 Level 2	4.0000 Level 3	10.0000 Level 4	20.0000 Level 5	40.0000 Level 6	80.0000 Level 7	Curve	Coefficients b	m1	m2	%RSD or R^2	
206 Benzaldehyde	3780	14629	77982	172446	338724	672163	1022786	QUAD	0.18627	0.63008	0.16589	0.99901	
22 Phenol	1.77822	1.51572	1.73095	1.67997	1.75328	1.62607	1.44856	AVRG		1.64754		7.58490	
23 bis(2-Chloroethyl)ether	1.52829	1.16311	1.23970	1.28270	1.33534	1.22958	1.10389	AVRG		1.26894		10.80078	
24 2-Chlorophenol	1.45101	1.20969	1.36719	1.36409	1.44513	1.35854	1.24478	AVRG		1.34863		6.80696	
25 Pentachloroethane	+++++	+++++	+++++	+++++	+++++	+++++	+++++	AVRG		0.000e+000		0.000e+000	<-
26 1,3-Dichlorobenzene	1.91036	1.43573	1.60386	1.58601	1.66176	1.58126	1.45999	AVRG		1.60557		9.75120	
27 1,4-Dichlorobenzene	1.89652	1.42646	1.63838	1.62913	1.68648	1.59829	1.47510	AVRG		1.62148		9.42772	

(1 - 567)

TestAmerica Pittsburgh

INITIAL CALIBRATION DATA

Start Cal Date : 14-NOV-2007 01:06
End Cal Date : 14-NOV-2007 03:00
Quant Method : ISTD
Origin : Included
Target Version : 4.14
Integrator : HP RTE
Method file : \\PITSVR06\D\chem\71.i\s111307a.b\llb.m
Last Edit : 29-Nov-2007 14:28 bachas

Compound	0.4000000 Level 1	2.0000 Level 2	4.0000 Level 3	10.0000 Level 4	20.0000 Level 5	40.0000 Level 6	Curve	Coefficients b	m1	m2	%RSD or R^2	
	80.0000 Level 7											
28 1,2-Dichlorobenzene	1.77584	1.42862	1.58968	1.55383	1.58556	1.46829						
	1.29072						AVRG		1.52751		9.96250	
29 Benzyl Alcohol	0.75040	0.68161	0.74554	0.73436	0.79215	0.71331						
	0.68005						AVRG		0.72820		5.50215	
30 2-Methylphenol	1.25181	1.14328	1.23171	1.23189	1.34020	1.26720						
	1.16433						AVRG		1.23292		5.31698	
31 2,2'-oxybis(1-Chloropropane)	2.23354	1.63906	1.80265	1.79649	1.86821	1.82344						
	1.69145						AVRG		1.83641		10.46473	
32 N-Nitroso-di-n-propylamine	0.99485	0.79651	0.88482	0.89701	0.94148	0.86221						
	0.78643						AVRG		0.88047		8.46440	
M 195 Cresols, total	+++++	+++++	+++++	+++++	+++++	+++++						
	+++++						AVRG		0.000e+000		0.000e+000	<-
192 4-Methylphenol	1.43737	1.13074	1.25533	1.28089	1.30297	1.19787						
	1.07174						AVRG		1.23956		9.70605	

300

C7K020180

TestAmerica Pittsburgh

INITIAL CALIBRATION DATA

Start Cal Date : 14-NOV-2007 01:06
End Cal Date : 14-NOV-2007 03:00
Quant Method : ISTD
Origin : Included
Target Version : 4.14
Integrator : HP RTE
Method file : \\PITSVR06\D\chem\71.i\s111307a.b\llb.m
Last Edit : 29-Nov-2007 14:28 bachas

Compound	0.4000000 Level 1 / 80.0000 Level 7	2.0000 Level 2	4.0000 Level 3	10.0000 Level 4	20.0000 Level 5	40.0000 Level 6	Curve	Coefficients b	Coefficients m1	Coefficients m2	%RSD or R^2	
203 3&4-Methylphenol total	+++++ / +++++	+++++	+++++	+++++	+++++	+++++	AVRG		0.000e+000		0.000e+000	<-
193 3-Methylphenol	+++++ / +++++	+++++	+++++	+++++	+++++	+++++	AVRG		0.000e+000		0.000e+000	<-
34 Hexachloroethane	0.75175 / 0.63019	0.61922	0.68215	0.68114	0.72071	0.68302	AVRG		0.68117		6.82950	
35 Nitrobenzene	0.33204 / 0.31414	0.25975	0.30649	0.32515	0.35364	0.33266	AVRG		0.31770		9.33180	
36 N-Nitrosopyrrolidine	+++++ / +++++	+++++	+++++	+++++	+++++	+++++	AVRG		0.000e+000		0.000e+000	<-
37 Acetophenone	2.12433 / 1.63000	1.58692	1.80770	1.81415	1.91594	1.78240	AVRG		1.80878		9.91479	
39 o-Toluidine	+++++ / +++++	+++++	+++++	+++++	+++++	+++++	AVRG		0.000e+000		0.000e+000	<-

TestAmerica Pittsburgh

INITIAL CALIBRATION DATA

Start Cal Date : 14-NOV-2007 01:06
End Cal Date : 14-NOV-2007 03:00
Quant Method : ISTD
Origin : Included
Target Version : 4.14
Integrator : HP RTE
Method file : \\PITSVR06\D\chem\71.i\s111307a.b\llb.m
Last Edit : 29-Nov-2007 14:28 bachas

Compound	0.4000000 Level 1 / 80.0000 Level 7	2.0000 Level 2	4.0000 Level 3	10.0000 Level 4	20.0000 Level 5	40.0000 Level 6	Curve	Coefficients b	Coefficients m1	Coefficients m2	%RSD or R^2	
40 N-Nitrosopiperidine	+++++	+++++	+++++	+++++	+++++	+++++						
	+++++						AVRG		0.000e+000		0.000e+000	<-
41 Isophorone	0.57660	0.45186	0.54584	0.55438	0.60666	0.57405						
	0.54828						AVRG		0.55110		8.81454	
42 2-Nitrophenol	5068	20953	54785	133464	279035	659570						
	1281100						QUAD	0.10260	5.60352	0.20644	0.99978	
43 2,4-Dimethylphenol	0.31848	0.24496	0.29726	0.31343	0.33507	0.31457						
	0.28937						AVRG		0.30188		9.64738	
44 bis(2-Chloroethoxy)methane	0.42800	0.31984	0.36712	0.37573	0.39552	0.36570						
	0.34251						AVRG		0.37063		9.43976	
45 O,O,O-Triethyl phosphorothioa	+++++	+++++	+++++	+++++	+++++	+++++						
	+++++						AVRG		0.000e+000		0.000e+000	<-
46 2,4-Toluenediamene	+++++	+++++	+++++	+++++	+++++	+++++						
	+++++						AVRG		0.000e+000		0.000e+000	<-

(1 - 567)

302

C7K020180

TestAmerica Pittsburgh

INITIAL CALIBRATION DATA

Start Cal Date : 14-NOV-2007 01:06
End Cal Date : 14-NOV-2007 03:00
Quant Method : ISTD
Origin : Included
Target Version : 4.14
Integrator : HP RTE
Method file : \\PITSVR06\D\chem\71.i\s111307a.b\llb.m
Last Edit : 29-Nov-2007 14:28 bachas

Compound	0.4000000 Level 1	2.0000 Level 2	4.0000 Level 3	10.0000 Level 4	20.0000 Level 5	40.0000 Level 6	Curve	Coefficients b	m1	m2	%RSD or R^2	
	80.0000 Level 7											
47 1,3,5-Trichlorobenzene	+++++	+++++	+++++	+++++	+++++	+++++						
	+++++						AVRG		0.000e+000		0.000e+000	<-
48 2,4-Dichlorophenol	0.22114	0.20023	0.24648	0.25449	0.27388	0.25878						
	0.24053						AVRG		0.24222		10.19031	
49 Benzoic Acid	2840	8289	47273	130970	319097	780602						
	1617010						QUAD	0.18478	4.91915	-0.11760	0.99931	
50 1,2,4-Trichlorobenzene	0.34601	0.25921	0.29645	0.29593	0.31428	0.28633						
	0.26335						AVRG		0.29451		10.12310	
51 Naphthalene	1.23895	0.91350	1.04035	1.05743	1.09802	1.02224						
	0.93419						AVRG		1.04352		10.40085	
52 4-Chloroaniline	0.38290	0.31168	0.38701	0.39694	0.41912	0.38294						
	0.34005						AVRG		0.37438		9.70814	
53 a,a-Dimethyl-phenethylamine	+++++	+++++	+++++	+++++	+++++	+++++						
	+++++						AVRG		0.000e+000		0.000e+000	<-

(1 - 567)

303

C7K020180

TestAmerica Pittsburgh

INITIAL CALIBRATION DATA

Start Cal Date : 14-NOV-2007 01:06
End Cal Date : 14-NOV-2007 03:00
Quant Method : ISTD
Origin : Included
Target Version : 4.14
Integrator : HP RTE
Method file : \\PITSVR06\D\chem\71.i\s111307a.b\llb.m
Last Edit : 29-Nov-2007 14:28 bachas

Compound	0.4000000 Level 1	2.0000 Level 2	4.0000 Level 3	10.0000 Level 4	20.0000 Level 5	40.0000 Level 6	80.0000 Level 7	Curve	Coefficients b	Coefficients m1	Coefficients m2	%RSD or R^2	
54 2,6-Dichlorophenol	0.27507	0.21510	0.24490	0.24535	0.27070	0.25115							
	0.22958							AVRG		0.24741		8.56452	
55 Hexachloropropene	+++++	+++++	+++++	+++++	+++++	+++++							
	+++++							AVRG		0.000e+000		0.000e+000	<-
56 Hexachlorobutadiene	0.18553	0.12474	0.14834	0.15277	0.15728	0.14822							
	0.13785							AVRG		0.15068		12.44926	
208 Caprolactam	2942	12160	32401	81200	168839	371665							
	718433							QUAD	0.08306	9.56455	1.15380	0.99957	
57 1,2,3-Trichlorobenzene	+++++	+++++	+++++	+++++	+++++	+++++							
	+++++							AVRG		0.000e+000		0.000e+000	<-
58 N-Nitrosodi-n-butylamine	+++++	+++++	+++++	+++++	+++++	+++++							
	+++++							AVRG		0.000e+000		0.000e+000	<-
59 4-Chloro-3-Methylphenol	0.23505	0.20066	0.25328	0.27939	0.30438	0.27462							
	0.26969							AVRG		0.25958		13.00819	

TestAmerica Pittsburgh

INITIAL CALIBRATION DATA

Start Cal Date : 14-NOV-2007 01:06
End Cal Date : 14-NOV-2007 03:00
Quant Method : ISTD
Origin : Included
Target Version : 4.14
Integrator : HP RTE
Method file : \\PITSVR06\D\chem\71.i\s111307a.b\llb.m
Last Edit : 29-Nov-2007 14:28 bachas

Compound	0.4000000 Level 1	2.0000 Level 2	4.0000 Level 3	10.0000 Level 4	20.0000 Level 5	40.0000 Level 6	Curve	Coefficients b	m1	m2	%RSD or R^2	
	80.0000 Level 7											
60 p-Phenylene diamine	+++++	+++++	+++++	+++++	+++++	+++++						
	+++++						AVRG		0.000e+000		0.000e+000	<-
61 Safrole	+++++	+++++	+++++	+++++	+++++	+++++						
	+++++						AVRG		0.000e+000		0.000e+000	<-
62 2-Methylnaphthalene	0.80278	0.61724	0.70776	0.71319	0.76365	0.70263						
	0.63918						AVRG		0.70663		9.15216	
63 1-Methylnaphthalene	0.78054	0.58774	0.68497	0.70018	0.73183	0.67924						
	0.61909						AVRG		0.68337		9.51521	
64 Hexachlorocyclopentadiene	0.19635	0.16727	0.21751	0.24400	0.25716	0.25517						
	0.24371						AVRG		0.22588		14.96900	
65 1,2,4,5-Tetrachlorobenzene	+++++	+++++	+++++	+++++	+++++	+++++						
	+++++						AVRG		0.000e+000		0.000e+000	<-
66 2,4,6-Trichlorophenol	0.24968	0.20593	0.27025	0.30544	0.31182	0.30052						
	0.30337						AVRG		0.27814		14.00404	

TestAmerica Pittsburgh

INITIAL CALIBRATION DATA

Start Cal Date : 14-NOV-2007 01:06
End Cal Date : 14-NOV-2007 03:00
Quant Method : ISTD
Origin : Included
Target Version : 4.14
Integrator : HP RTE
Method file : \\PITSVR06\D\chem\71.i\s111307a.b\11b.m
Last Edit : 29-Nov-2007 14:28 bachas

Compound	0.4000000 Level 1	2.0000 Level 2	4.0000 Level 3	10.0000 Level 4	20.0000 Level 5	40.0000 Level 6	Curve	Coefficients b	m1	m2	%RSD or R^2	
	80.0000 Level 7											
67 2,4,5-Trichlorophenol	6551	27904	76728	172117	355081	802596						
	1481180						QUAD	0.06046	2.80594	0.19063	0.99983	
209 1,1'-Biphenyl	1.60190	1.19626	1.43383	1.38545	1.41821	1.25435						
	1.14993						AVRG		1.34856		11.69293	
68 1,2,3,5-Tetrachlorobenzene	+++++	+++++	+++++	+++++	+++++	+++++						
	+++++						AVRG		0.000e+000		0.000e+000	<-
69 1,4-Dinitrobenzene	+++++	+++++	+++++	+++++	+++++	+++++						
	+++++						AVRG		0.000e+000		0.000e+000	<-
70 2-Chloronaphthalene	1.16882	0.95743	1.10228	1.06836	1.07867	0.95620						
	0.88224						AVRG		1.03057		9.77416	
71 Isosafrole 1	+++++	+++++	+++++	+++++	+++++	+++++						
	+++++						AVRG		0.000e+000		0.000e+000	<-
M 188 Isosafrole, Total	+++++	+++++	+++++	+++++	+++++	+++++						
	+++++						AVRG		0.000e+000		0.000e+000	<-

TestAmerica Pittsburgh

INITIAL CALIBRATION DATA

Start Cal Date : 14-NOV-2007 01:06
End Cal Date : 14-NOV-2007 03:00
Quant Method : ISTD
Origin : Included
Target Version : 4.14
Integrator : HP RTE
Method file : \\PITSVR06\D\chem\71.i\s111307a.b\llb.m
Last Edit : 29-Nov-2007 14:28 bachas

Compound	0.4000000 Level 1	2.0000 Level 2	4.0000 Level 3	10.0000 Level 4	20.0000 Level 5	40.0000 Level 6	80.0000 Level 7	Curve	Coefficients b	m1	m2	%RSD or R^2	
72 Isosafrole 2	+++++	+++++	+++++	+++++	+++++	+++++							
	+++++							AVRG		0.000e+000		0.000e+000	<-
73 2-Nitroaniline	5020	23253	58063	147046	317868	737802							
	1447524							QUAD	0.07876	3.27862	0.05624	0.99973	
74 1,2,3,4-Tetrachlorobenzene	+++++	+++++	+++++	+++++	+++++	+++++							
	+++++							AVRG		0.000e+000		0.000e+000	<-
75 1,4-Naphthoquinone	+++++	+++++	+++++	+++++	+++++	+++++							
	+++++							AVRG		0.000e+000		0.000e+000	<-
76 Dimethylphthalate	1.24014	0.90057	1.07696	1.09765	1.14124	1.05119							
	1.04095							AVRG		1.07839		9.59578	
77 m-Dinitrobenzene	+++++	+++++	+++++	+++++	+++++	+++++							
	+++++							AVRG		0.000e+000		0.000e+000	<-
78 2,6-Dinitrotoluene	3704	15455	44609	111188	244391	597832							
	1170391							QUAD	0.10881	4.11271	0.05377	0.99979	

TestAmerica Pittsburgh

INITIAL CALIBRATION DATA

Start Cal Date : 14-NOV-2007 01:06
End Cal Date : 14-NOV-2007 03:00
Quant Method : ISTD
Origin : Included
Target Version : 4.14
Integrator : HP RTE
Method file : \\PITSVR06\D\chem\71.i\s111307a.b\llb.m
Last Edit : 29-Nov-2007 14:28 bachas

Compound	0.4000000 Level 1 / 80.0000 Level 7	2.0000 Level 2	4.0000 Level 3	10.0000 Level 4	20.0000 Level 5	40.0000 Level 6	Curve	Coefficients b	m1	m2	%RSD or R^2	
79 Acenaphthylene	1.76719	1.33412	1.63650	1.67520	1.71175	1.58548						
	1.52492						AVRG		1.60502		8.94932	
80 1,2-Dinitrobenzene	+++++	+++++	+++++	+++++	+++++	+++++						
	+++++						AVRG		0.000e+000		0.000e+000	<-
81 3-Nitroaniline	4114	19046	54894	145252	309529	731281						
	1470466						QUAD	0.08663	3.38565	-0.00037	0.99976	
82 Acenaphthene	1.30090	0.96411	1.10854	1.11949	1.13619	1.03272						
	0.97491						AVRG		1.09098		10.59684	
83 2,4-Dinitrophenol	2144	6163	29201	69996	144063	254417						
	657311						QUAD	0.47006	10.62245	-2.56694	0.99604	<-
84 Pentachlorobenzene	+++++	+++++	+++++	+++++	+++++	+++++						
	+++++						AVRG		0.000e+000		0.000e+000	<-
85 4-Nitrophenol	10328	22753	89130	158747	264524	400624						
	795774						QUAD	0.21168	5.76109	0.25781	0.99888	

TestAmerica Pittsburgh

INITIAL CALIBRATION DATA

Start Cal Date : 14-NOV-2007 01:06
End Cal Date : 14-NOV-2007 03:00
Quant Method : ISTD
Origin : Included
Target Version : 4.14
Integrator : HP RTE
Method file : \\PITSVR06\D\chem\71.i\s111307a.b\llb.m
Last Edit : 29-Nov-2007 14:28 bachas

Compound	0.4000000 Level 1	2.0000 Level 2	4.0000 Level 3	10.0000 Level 4	20.0000 Level 5	40.0000 Level 6	80.0000 Level 7	Curve	Coefficients b	m1	m2	%RSD or R^2	
86 Dibenzofuran	1.81959	1.34532	1.57035	1.58787	1.60440	1.44651	1.31232	AVRG		1.52662		11.43225	
87 2,4-Dinitrotoluene	3732	19573	59053	149902	327450	741960	1446787	QUAD	0.08763	3.18694	0.08815	0.99957	
88 2,3,4,6-Tetrachlorophenol	0.21448	0.18681	0.24292	0.25897	0.26235	0.25961	0.23873	AVRG		0.23770		11.77101	
89 1-Naphthylamine	+++++	+++++	+++++	+++++	+++++	+++++	+++++	AVRG		0.000e+000		0.000e+000	<-
90 Zinophos	+++++	+++++	+++++	+++++	+++++	+++++	+++++	AVRG		0.000e+000		0.000e+000	<-
91 2,3,5,6-Tetrachlorophenol	4185	21579	57289	130634	281235	641336	1306596	QUAD	0.04467	3.88706	-0.02287	0.99957	
92 2-Naphthylamine	21474	92914	212430	466179	762323	1573581	2530976	QUAD	0.02515	0.99786	0.19452	0.99989	

TestAmerica Pittsburgh

INITIAL CALIBRATION DATA

Start Cal Date : 14-NOV-2007 01:06
End Cal Date : 14-NOV-2007 03:00
Quant Method : ISTD
Origin : Included
Target Version : 4.14
Integrator : HP RTE
Method file : \\PITSVR06\D\chem\71.i\s111307a.b\llb.m
Last Edit : 29-Nov-2007 14:28 bachas

Compound	0.4000000 Level 1	2.0000 Level 2	4.0000 Level 3	10.0000 Level 4	20.0000 Level 5	40.0000 Level 6	80.0000 Level 7	Curve	Coefficients b	m1	m2	%RSD or R^2	
93 Diethylphthalate	1.35345	0.97401	1.21325	1.19789	1.24192	1.14221	1.06283	AVRG		1.16936		10.59759	
94 Fluorene	1.47202	1.07361	1.24382	1.28351	1.28966	1.11095	1.01199	AVRG		1.21222		13.00549	
95 4-Chlorophenyl-phenylether	0.64498	0.50067	0.57161	0.56022	0.55497	0.48856	0.44581	AVRG		0.53812		12.16088	
96 4-Nitroaniline	4478	24372	64228	162100	335661	757533	1483185	QUAD	0.05799	3.14702	0.07466	0.99962	
97 5-Nitro-o-toluidine	+++++	+++++	+++++	+++++	+++++	+++++	+++++	AVRG		0.000e+000		0.000e+000	<-
98 4,6-Dinitro-2-methylphenol	716	5340	16635	57436	152363	407963	895542	QUAD	0.21690	11.74848	-2.18292	0.99905	
99 N-Nitrosodiphenylamine (1)	0.54239	0.40419	0.50425	0.49705	0.53644	0.49021	0.48350	AVRG		0.49400		9.21996	

TestAmerica Pittsburgh

INITIAL CALIBRATION DATA

Start Cal Date : 14-NOV-2007 01:06
End Cal Date : 14-NOV-2007 03:00
Quant Method : ISTD
Origin : Included
Target Version : 4.14
Integrator : HP RTE
Method file : \\PITSVR06\D\chem\71.i\s111307a.b\11b.m
Last Edit : 29-Nov-2007 14:28 bachas

Compound	0.4000000 Level 1	2.0000 Level 2	4.0000 Level 3	10.0000 Level 4	20.0000 Level 5	40.0000 Level 6	80.0000 Level 7	Curve	Coefficients b	m1	m2	%RSD or R^2	
100 1,2-Diphenylhydrazine	0.86250	0.63762	0.78232	0.77405	0.82487	0.75786							
	0.71746							AVRG		0.76524		9.54462	
101 Diphenylamine	+++++	+++++	+++++	+++++	+++++	+++++							
	+++++							AVRG		0.000e+000		0.000e+000	<-
202 N-Nitroso&Diphenylamine	+++++	+++++	+++++	+++++	+++++	+++++							
	+++++							AVRG		0.000e+000		0.000e+000	<-
102 Tetraethyl dithiopyrophosphat	+++++	+++++	+++++	+++++	+++++	+++++							
	+++++							AVRG		0.000e+000		0.000e+000	<-
103 Diallate 1	+++++	+++++	+++++	+++++	+++++	+++++							
	+++++							AVRG		0.000e+000		0.000e+000	<-
M 189 Diallate, Total	+++++	+++++	+++++	+++++	+++++	+++++							
	+++++							AVRG		0.000e+000		0.000e+000	<-
104 Phorate	+++++	+++++	+++++	+++++	+++++	+++++							
	+++++							AVRG		0.000e+000		0.000e+000	<-

TestAmerica Pittsburgh

INITIAL CALIBRATION DATA

Start Cal Date : 14-NOV-2007 01:06
End Cal Date : 14-NOV-2007 03:00
Quant Method : ISTD
Origin : Included
Target Version : 4.14
Integrator : HP RTE
Method file : \\PITSVR06\D\chem\71.i\s111307a.b\llb.m
Last Edit : 29-Nov-2007 14:28 bachas

Compound	0.4000000 Level 1	2.0000 Level 2	4.0000 Level 3	10.0000 Level 4	20.0000 Level 5	40.0000 Level 6	80.0000 Level 7	Curve	Coefficients b	m1	m2	%RSD or R^2	
105 1,3,5-Trinitrobenzene	+++++	+++++	+++++	+++++	+++++	+++++							
	+++++							AVRG		0.000e+000		0.000e+000	<-
106 4-Bromophenyl-phenylether	0.19038	0.14500	0.17983	0.18124	0.18750	0.16918							
	0.16968							AVRG		0.17469		8.79586	
107 Hexachlorobenzene	0.19997	0.15286	0.19329	0.18476	0.19284	0.17673							
	0.17418							AVRG		0.18209		8.72247	
210 Atrazine	0.15915	0.12786	0.16701	0.17030	0.17659	0.15819							
	0.14744							AVRG		0.15808		10.32845	
108 Phenacetin	+++++	+++++	+++++	+++++	+++++	+++++							
	+++++							AVRG		0.000e+000		0.000e+000	<-
109 Diallate 2	+++++	+++++	+++++	+++++	+++++	+++++							
	+++++							AVRG		0.000e+000		0.000e+000	<-
110 Dimethoate	+++++	+++++	+++++	+++++	+++++	+++++							
	+++++							AVRG		0.000e+000		0.000e+000	<-

(1 - 567)

TestAmerica Pittsburgh

INITIAL CALIBRATION DATA

Start Cal Date : 14-NOV-2007 01:06
End Cal Date : 14-NOV-2007 03:00
Quant Method : ISTD
Origin : Included
Target Version : 4.14
Integrator : HP RTE
Method file : \\PITSVR06\D\chem\71.i\s111307a.b\llb.m
Last Edit : 29-Nov-2007 14:28 bachas

Compound	0.4000000 Level 1	2.0000 Level 2	4.0000 Level 3	10.0000 Level 4	20.0000 Level 5	40.0000 Level 6	80.0000 Level 7	Curve	Coefficients b	m1	m2	%RSD or R^2	
111 Pentachlorophenol	14906	32950	125042	231270	370114	584346	1176283	QUAD	0.19256	7.58793	-0.24376	0.99965	
112 Pentachloronitrobenzene	+++++	+++++	+++++	+++++	+++++	+++++	+++++	AVRG		0.000e+000		0.000e+000	<-
113 4-Aminobiphenyl	+++++	+++++	+++++	+++++	+++++	+++++	+++++	AVRG		0.000e+000		0.000e+000	<-
114 Pronamide	+++++	+++++	+++++	+++++	+++++	+++++	+++++	AVRG		0.000e+000		0.000e+000	<-
115 Phenanthrene	1.28457	0.90982	1.06751	1.06678	1.11733	1.02218	1.01475	AVRG		1.06899		10.75346	
116 Anthracene	1.14752	0.82817	1.04611	1.05793	1.12779	1.01518	0.92661	AVRG		1.02133		10.98572	
117 Dinoseb	+++++	+++++	+++++	+++++	+++++	+++++	+++++	AVRG		0.000e+000		0.000e+000	<-

313

C7K020180

TestAmerica Pittsburgh

INITIAL CALIBRATION DATA

Start Cal Date : 14-NOV-2007 01:06
End Cal Date : 14-NOV-2007 03:00
Quant Method : ISTD
Origin : Included
Target Version : 4.14
Integrator : HP RTE
Method file : \\PITSVR06\D\chem\71.i\s111307a.b\llb.m
Last Edit : 29-Nov-2007 14:28 bachas

Compound	0.4000000 Level 1 / 80.0000 Level 7	2.0000 Level 2	4.0000 Level 3	10.0000 Level 4	20.0000 Level 5	40.0000 Level 6	Curve	Coefficients b	Coefficients m1	Coefficients m2	%RSD or R^2	
118 Disulfoton	+++++	+++++	+++++	+++++	+++++	+++++						
	+++++						AVRG		0.000e+000		0.000e+000	<-
119 Carbazole	0.99597	0.79922	0.96979	1.00398	1.03475	0.92351						
	0.85838						AVRG		0.94080		9.08581	
120 Di-n-Butylphthalate	1.10885	0.88601	1.13238	1.22807	1.33504	1.22904						
	0.98375						AVRG		1.12902		13.66592	
121 4-Nitroquinoline 1-oxide	+++++	+++++	+++++	+++++	+++++	+++++						
	+++++						AVRG		0.000e+000		0.000e+000	<-
122 Methapyrilene	+++++	+++++	+++++	+++++	+++++	+++++						
	+++++						AVRG		0.000e+000		0.000e+000	<-
123 Fluoranthene	1.14218	0.90586	1.11920	1.16063	1.22299	1.07476						
	0.95147						AVRG		1.08244		10.61266	
124 Benzidine	7952	41346	162787	440769	893872	2250514						
	4343787						QUAD	0.15737	1.86548	-0.06279	0.99933	

TestAmerica Pittsburgh

INITIAL CALIBRATION DATA

Start Cal Date : 14-NOV-2007 01:06
End Cal Date : 14-NOV-2007 03:00
Quant Method : ISTD
Origin : Included
Target Version : 4.14
Integrator : HP RTE
Method file : \\PITSVR06\D\chem\71.i\s111307a.b\11b.m
Last Edit : 29-Nov-2007 14:28 bachas

Compound	0.4000000 Level 1	2.0000 Level 2	4.0000 Level 3	10.0000 Level 4	20.0000 Level 5	40.0000 Level 6	Curve	Coefficients b	m1	m2	%RSD or R^2	
	80.0000 Level 7											
125 Pyrene	1.25227	0.94493	1.23895	1.20817	1.32073	1.34514						
	1.40568						AVRG		1.24512		11.96044	
126 Aramite 1	+++++	+++++	+++++	+++++	+++++	+++++						
	+++++						AVRG		0.000e+000		0.000e+000	<-
M 191 Aramite, Total	+++++	+++++	+++++	+++++	+++++	+++++						
	+++++						AVRG		0.000e+000		0.000e+000	<-
127 Aramite 2	+++++	+++++	+++++	+++++	+++++	+++++						
	+++++						AVRG		0.000e+000		0.000e+000	<-
128 p-Dimethylamino azobenzene	+++++	+++++	+++++	+++++	+++++	+++++						
	+++++						AVRG		0.000e+000		0.000e+000	<-
129 p-Chlorobenzilate	+++++	+++++	+++++	+++++	+++++	+++++						
	+++++						AVRG		0.000e+000		0.000e+000	<-
130 Famphur	+++++	+++++	+++++	+++++	+++++	+++++						
	+++++						AVRG		0.000e+000		0.000e+000	<-

TestAmerica Pittsburgh

INITIAL CALIBRATION DATA

Start Cal Date : 14-NOV-2007 01:06
End Cal Date : 14-NOV-2007 03:00
Quant Method : ISTD
Origin : Included
Target Version : 4.14
Integrator : HP RTE
Method file : \\PITSVR06\D\chem\71.i\s111307a.b\llb.m
Last Edit : 29-Nov-2007 14:28 bachas

Compound	0.4000000 Level 1	2.0000 Level 2	4.0000 Level 3	10.0000 Level 4	20.0000 Level 5	40.0000 Level 6	80.0000 Level 7	Curve	Coefficients b	Coefficients m1	Coefficients m2	%RSD or R^2	
131 Butylbenzylphthalate	21558	93960	244073	588410	1209712	2621043	4760167	QUAD	0.06715	1.53133	-0.02763	0.99989	
132 3,3'-Dimethylbenzidine	+++++	+++++	+++++	+++++	+++++	+++++	+++++	AVRG		0.000e+000		0.000e+000	<-
133 3,3'-Dimethoxybenzidine	+++++	+++++	+++++	+++++	+++++	+++++	+++++	AVRG		0.000e+000		0.000e+000	<-
134 2-Acetylaminofluorene	+++++	+++++	+++++	+++++	+++++	+++++	+++++	AVRG		0.000e+000		0.000e+000	<-
135 3,3'-Dichlorobenzidine	14183	65826	166555	424401	904183	1901815	3463201	QUAD	0.07596	2.08422	-0.04860	0.99976	
136 Benzo(a)Anthracene	1.32744	0.95157	1.10835	1.16397	1.25488	1.24701	1.27579	AVRG		1.18986		10.73557	
137 Chrysene	1.31692	0.95423	1.20721	1.14236	1.22581	1.17661	1.31290	AVRG		1.19086		10.33126	

TestAmerica Pittsburgh

INITIAL CALIBRATION DATA

Start Cal Date : 14-NOV-2007 01:06
End Cal Date : 14-NOV-2007 03:00
Quant Method : ISTD
Origin : Included
Target Version : 4.14
Integrator : HP RTE
Method file : \\PITSVR06\D\chem\71.i\s111307a.b\llb.m
Last Edit : 29-Nov-2007 14:28 bachas

Compound	0.4000000 Level 1	2.0000 Level 2	4.0000 Level 3	10.0000 Level 4	20.0000 Level 5	40.0000 Level 6	80.0000 Level 7	Curve	Coefficients b	m1	m2	%RSD or R^2	
138 4,4'-Methylene bis(o-chloroan	+++++	+++++	+++++	+++++	+++++	+++++	+++++	AVRG		0.000e+000		0.000e+000	<-
139 bis(2-ethylhexyl)Phthalate	33259	135607	330257	823955	1679739	3548414	6263821	QUAD	0.06110	1.10465	-0.00989	0.99987	
140 Di-n-octylphthalate	47367	205865	531259	1431573	3103999	7002787	10832383	QUAD	0.22309	0.44383	0.04258	0.99704	
141 Benzo(b)fluoranthene	1.44639	1.08518	1.37701	1.30092	1.30676	1.33571	1.13738	AVRG		1.28419		10.02919	
204 6-Methylchrysene	+++++	+++++	+++++	+++++	+++++	+++++	+++++	AVRG		0.000e+000		0.000e+000	<-
142 Benzo(k)fluoranthene	1.52454	1.11320	1.32913	1.40506	1.63240	1.31909	1.18192	AVRG		1.35790		13.39559	
143 7,12-dimethylbenz[a]anthracen	0.57231	0.42242	0.53530	0.55196	0.58403	0.52893	0.46214	AVRG		0.52244		11.32342	

TestAmerica Pittsburgh

INITIAL CALIBRATION DATA

Start Cal Date : 14-NOV-2007 01:06
End Cal Date : 14-NOV-2007 03:00
Quant Method : ISTD
Origin : Included
Target Version : 4.14
Integrator : HP RTE
Method file : \\PITSVR06\D\chem\71.i\s111307a.b\llb.m
Last Edit : 29-Nov-2007 14:28 bachas

Compound	0.4000000 Level 1	2.0000 Level 2	4.0000 Level 3	10.0000 Level 4	20.0000 Level 5	40.0000 Level 6	80.0000 Level 7	Curve	Coefficients b	m1	m2	%RSD or R^2	
144 Hexachlorophene	+++++	+++++	+++++	+++++	+++++	+++++	+++++						
								AVRG		0.000e+000		0.000e+000	<-
145 Hexachlorophene product	+++++	+++++	+++++	+++++	+++++	+++++	+++++						
								AVRG		0.000e+000		0.000e+000	<-
146 Benzo(a)pyrene	1.22747	0.90345	1.14839	1.16832	1.28293	1.21704	1.14145						
								AVRG		1.15558		10.54813	
148 3-Methylcholanthrene	+++++	+++++	+++++	+++++	+++++	+++++	+++++						
								AVRG		0.000e+000		0.000e+000	<-
149 Indeno(1,2,3-cd)pyrene	1.44437	1.09823	1.37977	1.42787	1.54943	1.44092	1.36738						
								AVRG		1.38685		10.11524	
150 Dibenz(a,h)anthracene	1.23587	0.95431	1.21510	1.23711	1.33471	1.23509	1.14534						
								AVRG		1.19393		9.99048	
151 Benzo(g,h,i)perylene	1.30188	0.97400	1.20054	1.25676	1.37302	1.31319	1.29962						
								AVRG		1.24557		10.50941	

TestAmerica Pittsburgh

INITIAL CALIBRATION DATA

Start Cal Date : 14-NOV-2007 01:06
End Cal Date : 14-NOV-2007 03:00
Quant Method : ISTD
Origin : Included
Target Version : 4.14
Integrator : HP RTE
Method file : \\PITSVR06\D\chem\71.i\s111307a.b\11b.m
Last Edit : 29-Nov-2007 14:28 bachas

Compound	0.4000000 Level 1	2.0000 Level 2	4.0000 Level 3	10.0000 Level 4	20.0000 Level 5	40.0000 Level 6	80.0000 Level 7	Curve	Coefficients b	m1	m2	%RSD or R^2	
211 Benzenethiol	+++++	+++++	+++++	+++++	+++++	+++++	+++++	AVRG		0.000e+000		0.000e+000	<-
212 Kepone	+++++	+++++	+++++	+++++	+++++	+++++	+++++	AVRG		0.000e+000		0.000e+000	<-
213 Dibenzo(a,h) acridine	+++++	+++++	+++++	+++++	+++++	+++++	+++++	AVRG		0.000e+000		0.000e+000	<-
214 Methyl parathion	+++++	+++++	+++++	+++++	+++++	+++++	+++++	AVRG		0.000e+000		0.000e+000	<-
215 Parathion	+++++	+++++	+++++	+++++	+++++	+++++	+++++	AVRG		0.000e+000		0.000e+000	<-
216 Isodrin	+++++	+++++	+++++	+++++	+++++	+++++	+++++	AVRG		0.000e+000		0.000e+000	<-
217 Indene	+++++	+++++	+++++	+++++	+++++	+++++	+++++	AVRG		0.000e+000		0.000e+000	<-

TestAmerica Pittsburgh

INITIAL CALIBRATION DATA

Start Cal Date : 14-NOV-2007 01:06
End Cal Date : 14-NOV-2007 03:00
Quant Method : ISTD
Origin : Included
Target Version : 4.14
Integrator : HP RTE
Method file : \\PITSVR06\D\chem\71.i\s111307a.b\11b.m
Last Edit : 29-Nov-2007 14:28 bachas

Compound	0.4000000 Level 1	2.0000 Level 2	4.0000 Level 3	10.0000 Level 4	20.0000 Level 5	40.0000 Level 6	80.0000 Level 7	Curve	Coefficients b	m1	m2	%RSD or R^2	
218 Quinoline	+++++	+++++	+++++	+++++	+++++	+++++	+++++	AVRG		0.000e+000		0.000e+000	<-
219 1,4-Dithiane	+++++	+++++	+++++	+++++	+++++	+++++	+++++	AVRG		0.000e+000		0.000e+000	<-
220 1,4-Oxathiane	+++++	+++++	+++++	+++++	+++++	+++++	+++++	AVRG		0.000e+000		0.000e+000	<-
221 Benzothiazole	+++++	+++++	+++++	+++++	+++++	+++++	+++++	AVRG		0.000e+000		0.000e+000	<-
222 Dimethyl Disulfide	+++++	+++++	+++++	+++++	+++++	+++++	+++++	AVRG		0.000e+000		0.000e+000	<-
223 p-Chlorophenylmethylsulfide	+++++	+++++	+++++	+++++	+++++	+++++	+++++	AVRG		0.000e+000		0.000e+000	<-
224 p-Chlorophenylmethylsulfone	+++++	+++++	+++++	+++++	+++++	+++++	+++++	AVRG		0.000e+000		0.000e+000	<-

(1 - 567)

320

C7K020180

TestAmerica Pittsburgh

INITIAL CALIBRATION DATA

Start Cal Date : 14-NOV-2007 01:06
End Cal Date : 14-NOV-2007 03:00
Quant Method : ISTD
Origin : Included
Target Version : 4.14
Integrator : HP RTE
Method file : \\PITSVR06\D\chem\71.i\s111307a.b\llb.m
Last Edit : 29-Nov-2007 14:28 bachas

Compound	0.4000000 Level 1	2.0000 Level 2	4.0000 Level 3	10.0000 Level 4	20.0000 Level 5	40.0000 Level 6	Curve	Coefficients b	m1	m2	%RSD or R^2	
	80.0000 Level 7											
225 p-Chlorophenylmethylsulfoxide	+++++	+++++	+++++	+++++	+++++	+++++						
	+++++						AVRG		0.000e+000		0.000e+000	<-
$ 154 Nitrobenzene-d5	0.29944	0.22962	0.29073	0.31045	0.34716	0.33422						
	0.31536						AVRG		0.30385		12.51466	
$ 155 2-Fluorobiphenyl	1.40421	1.02078	1.21453	1.17605	1.20521	1.09800						
	1.03549						AVRG		1.16490		11.27328	
$ 156 Terphenyl-d14	0.85015	0.62426	0.81993	0.78035	0.85790	0.85218						
	0.93528						AVRG		0.81715		11.87541	
$ 157 Phenol-d5	1.53139	1.24065	1.42791	1.46692	1.52600	1.43720						
	1.28022						AVRG		1.41576		8.04224	
$ 158 2-Fluorophenol	0.98804	0.83197	1.00801	1.03653	1.09123	1.10680						
	1.03030						AVRG		1.01327		8.93598	

(1 - 567)

321

C7K020180

TestAmerica Pittsburgh

INITIAL CALIBRATION DATA

Start Cal Date : 14-NOV-2007 01:06
End Cal Date : 14-NOV-2007 03:00
Quant Method : ISTD
Origin : Included
Target Version : 4.14
Integrator : HP RTE
Method file : \\PITSVR06\D\chem\71.i\s111307a.b\11b.m
Last Edit : 29-Nov-2007 14:28 bachas

Compound	0.4000000 Level 1	2.0000 Level 2	4.0000 Level 3	10.0000 Level 4	20.0000 Level 5	40.0000 Level 6	Curve	Coefficients b	m1	m2	%RSD or R^2
	80.0000 Level 7										
$ 159 2,4,6-Tribromophenol	2703	12715	34118	81292	168082	379735					
	739318						QUAD	0.04255	11.55662	0.21956	0.99969
$ 186 2-Chlorophenol-d4	1.44388	1.18511	1.30750	1.33141	1.37284	1.27479					
	1.15068						AVRG		1.29517		7.91283
$ 187 1,2-Dichlorobenzene-d4	1.11439	0.86971	0.98537	0.95802	0.98521	0.89110					
	0.79365						AVRG		0.94249		10.91916

TestAmerica Pittsburgh

INITIAL CALIBRATION DATA

Start Cal Date : 14-NOV-2007 01:06
End Cal Date : 14-NOV-2007 03:00
Quant Method : ISTD
Origin : Included
Target Version : 4.14
Integrator : HP RTE
Method file : \\PITSVR06\D\chem\71.i\s111307a.b\11b.m
Last Edit : 29-Nov-2007 14:28 bachas

Curve	Formula	Units
Averaged	Amt = Rsp/m1	Response
Quad	Amt = b + m1*Rsp + m2*Rsp^2	Response

FORM 5
SEMIVOLATILE ORGANIC INSTRUMENT PERFORMANCE CHECK
DECAFLUOROTRIPHENYLPHOSPHINE (DFTPP)

Lab Name: TESTAMERICA PITTSBURGH Contract:

Lab Code: TA Case No.: SAS No.: SDG No.: C7K020180

Lab File ID: B1123DF1 DFTPP Injection Date: 11/23/07

Instrument ID: 71 DFTPP Injection Time: 1216

m/e	ION ABUNDANCE CRITERIA	% RELATIVE ABUNDANCE
51	30.0 - 60.0% of mass 198	41.0
68	Less than 2.0% of mass 69	0.6 (1.4)1
69	Mass 69 relative abundance	41.3
70	Less than 2.0% of mass 69	0.3 (0.8)1
127	40.0 - 60.0% of mass 198	56.3
197	Less than 1.0% of mass 198	0.0
198	Base Peak, 100% relative abundance	100.0
199	5.0 to 9.0% of mass 198	7.0
275	10.0 - 30.0% of mass 198	21.9
365	Greater than 1.0% of mass 198	3.42
441	Present, but less than mass 443	13.9
442	40.0 - 100.0% of mass 198	83.8
443	17.0 - 23.0% of mass 442	16.2 (19.3)2

1-Value is % mass 69 2-Value is % mass 442

THIS CHECK APPLIES TO THE FOLLOWING SAMPLES, MS, MSD, BLANKS, AND STANDARDS:

	EPA SAMPLE NO.	LAB SAMPLE ID	LAB FILE ID	DATE ANALYZED	TIME ANALYZED
01	SSTD4.0	SSTD4.0	S1123CCC	11/23/07	1228
02	INTRA-LAB BL	KAVRF1AA	S1123015	11/23/07	1323
03	INTRA-LAB CH	KAVRF1AC	S1123016	11/23/07	1359
04	FMC-15	KAETX1AU	S1123017	11/23/07	1755
05	FMC-15 MS	KAETX1A2	S1123018	11/23/07	1813
06	FMC-15 MSD	KAETX1A3	S1123019	11/23/07	1831
07	FMC-24	KAEM31AU	S1123020	11/23/07	1849
08	FMC-9	KAERC1AU	S1123021	11/23/07	1907
09	FMC-10	KAERF1AU	S1123022	11/23/07	1926
10	FMC-11	KAERJ1AU	S1123023	11/23/07	1944
11	FMC-12	KAERM1AU	S1123024	11/23/07	2002
12	FMC-13	KAERT1AU	S1123025	11/23/07	2020
13	FMC-14	KAER01AU	S1123026	11/23/07	2038
14	FMC-16	KAET31AU	S1123027	11/23/07	2057
15	FMC-17	KAET71AU	S1123028	11/23/07	2115
16	FMC-18	KAEVC1AU	S1123029	11/23/07	2133
17	FMC-19	KAEVF1AU	S1123030	11/23/07	2151
18	FMC-20	KAEVN1AU	S1123031	11/23/07	2210
19	FMC-21	KAEV01AU	S1123032	11/23/07	2228
20	FMC-22	KAEV31AU	S1123033	11/23/07	2246
21	FMC-23	KAEV91AU	S1123034	11/23/07	2304
22	FMC-3	KAEWD1AU	S1123035	11/23/07	2322

FORM 5
SEMIVOLATILE ORGANIC INSTRUMENT PERFORMANCE CHECK
DECAFLUOROTRIPHENYLPHOSPHINE (DFTPP)

Lab Name: TESTAMERICA PITTSBURGH Contract:

Lab Code: TA Case No.: SAS No.: SDG No.: C7K020180

Lab File ID: B1123DF1 DFTPP Injection Date: 11/23/07

Instrument ID: 71 DFTPP Injection Time: 1216

m/e	ION ABUNDANCE CRITERIA	% RELATIVE ABUNDANCE
51	30.0 - 60.0% of mass 198	41.0
68	Less than 2.0% of mass 69	0.6 (1.4)1
69	Mass 69 relative abundance	41.3
70	Less than 2.0% of mass 69	0.3 (0.8)1
127	40.0 - 60.0% of mass 198	56.3
197	Less than 1.0% of mass 198	0.0
198	Base Peak, 100% relative abundance	100.0
199	5.0 to 9.0% of mass 198	7.0
275	10.0 - 30.0% of mass 198	21.9
365	Greater than 1.0% of mass 198	3.42
441	Present, but less than mass 443	13.9
442	40.0 - 100.0% of mass 198	83.8
443	17.0 - 23.0% of mass 442	16.2 (19.3)2

1-Value is % mass 69 2-Value is % mass 442

THIS CHECK APPLIES TO THE FOLLOWING SAMPLES, MS, MSD, BLANKS, AND STANDARDS:

	EPA SAMPLE NO.	LAB SAMPLE ID	LAB FILE ID	DATE ANALYZED	TIME ANALYZED
01	FMC-4	KAEWN1AU	S1123036	11/23/07	2340
02	FMC-5	KAEWQ1AU	S1123037	11/23/07	2359
03					
04					
05					
06					
07					
08					
09					
10					
11					
12					
13					
14					
15					
16					
17					
18					
19					
20					
21					
22					

TestAmerica Pittsburgh

CONTINUING CALIBRATION COMPOUNDS

Instrument ID: 71.i Injection Date: 23-NOV-2007 12:28
Lab File ID: S1123CCC.D Init. Cal. Date(s): 13-NOV-2007 16-NOV-2007
Analysis Type: Init. Cal. Times: 22:35 16:03
Lab Sample ID: sstd4.0 Quant Type: ISTD
Method: \\PITSVR06\D\chem\71.i\S112307.b\11b.m

COMPOUND	RRF / AMOUNT	RF4	CCAL RRF4	MIN RRF	%D / %DRIFT	MAX %D / %DRIFT	CURVE TYPE	
198 1,4-Dioxane	0.36959	0.38921	0.38921	0.010	-5.30961	25.00000	Averaged	
10 N-Nitrosodimethylamine	0.47111	0.47551	0.47551	0.010	-0.93419	25.00000	Averaged	
9 Pyridine	0.92169	0.84186	0.84186	0.010	8.66179	25.00000	Averaged	
16 Methyl methanesulfonate	0.55547	0.54968	0.54968	0.010	1.04193	25.00000	Averaged	
206 Benzaldehyde	4.00000	3.72268	0.80129	0.010	6.93293	25.00000	Quadratic	
21 Aniline	1.93070	1.95149	1.95149	0.010	-1.07668	25.00000	Averaged	
22 Phenol	1.64754	1.72917	1.72917	0.010	-4.95495	20.00000	Averaged	
23 bis(2-Chloroethyl)ether	1.26894	1.27965	1.27965	0.010	-0.84362	25.00000	Averaged	
24 2-Chlorophenol	1.34863	1.39073	1.39073	0.010	-3.12163	25.00000	Averaged	
26 1,3-Dichlorobenzene	1.60557	1.63693	1.63693	0.010	-1.95354	25.00000	Averaged	
27 1,4-Dichlorobenzene	1.62148	1.66585	1.66585	0.010	-2.73639	20.00000	Averaged	
28 1,2-Dichlorobenzene	1.52751	1.74613	1.74613	0.010	-14.31225	25.00000	Averaged	
29 Benzyl Alcohol	0.72820	0.53501	0.53501	0.010	26.52949	25.00000	Averaged	<-
30 2-Methylphenol	1.23292	1.35598	1.35598	0.010	-9.98119	25.00000	Averaged	
31 2,2'-oxybis(1-Chloropropane	1.83641	1.78149	1.78149	0.010	2.99058	25.00000	Averaged	
37 Acetophenone	1.80878	1.85855	1.85855	0.010	-2.75186	25.00000	Averaged	
32 N-Nitroso-di-n-propylamine	0.88047	0.89838	0.89838	0.050	-2.03342	50.00000	Averaged	
192 4-Methylphenol	1.23956	1.45718	1.45718	0.010	-17.55619	25.00000	Averaged	
34 Hexachloroethane	0.68117	0.70191	0.70191	0.010	-3.04489	25.00000	Averaged	
35 Nitrobenzene	0.31770	0.31288	0.31288	0.010	1.51647	25.00000	Averaged	
41 Isophorone	0.55110	0.53683	0.53683	0.010	2.58907	25.00000	Averaged	
42 2-Nitrophenol	4.00000	3.90848	0.13741	0.010	2.28797	20.00000	Quadratic	
43 2,4-Dimethylphenol	0.30188	0.31008	0.31008	0.010	-2.71683	25.00000	Averaged	
44 bis(2-Chloroethoxy)methane	0.37063	0.36955	0.36955	0.010	0.29311	25.00000	Averaged	
48 2,4-Dichlorophenol	0.24222	0.25598	0.25598	0.010	-5.67915	20.00000	Averaged	
49 Benzoic Acid	4.00000	4.02086	0.12942	0.010	-0.52148	25.00000	Quadratic	
50 1,2,4-Trichlorobenzene	0.29451	0.30121	0.30121	0.010	-2.27670	25.00000	Averaged	
51 Naphthalene	1.04352	1.05288	1.05288	0.010	-0.89693	25.00000	Averaged	
52 4-Chloroaniline	0.37438	0.39091	0.39091	0.010	-4.41743	25.00000	Averaged	
54 2,6-Dichlorophenol	0.24741	0.26299	0.26299	0.010	-6.29811	25.00000	Averaged	
56 Hexachlorobutadiene	0.15068	0.15308	0.15308	0.010	-1.59451	20.00000	Averaged	
208 Caprolactam	4.00000	3.75139	0.08030	0.010	6.21537	25.00000	Quadratic	
59 4-Chloro-3-Methylphenol	0.25958	0.27517	0.27517	0.010	-6.00688	20.00000	Averaged	
62 2-Methylnaphthalene	0.70663	0.73602	0.73602	0.010	-4.15816	25.00000	Averaged	
63 1-Methylnaphthalene	0.68337	0.72575	0.72575	0.010	-6.20225	25.00000	Averaged	
64 Hexachlorocyclopentadiene	0.22588	0.19044	0.19044	0.050	15.69042	50.00000	Averaged	
66 2,4,6-Trichlorophenol	0.27814	0.27261	0.27261	0.010	1.99144	20.00000	Averaged	
67 2,4,5-Trichlorophenol	4.00000	3.87805	0.29938	0.010	3.04876	25.00000	Quadratic	
209 1,1'-Biphenyl	1.34856	1.35655	1.35655	0.010	-0.59222	25.00000	Averaged	
70 2-Chloronaphthalene	1.03057	1.03575	1.03575	0.010	-0.50246	25.00000	Averaged	
73 2-Nitroaniline	4.00000	3.85207	0.24517	0.010	3.69822	25.00000	Quadratic	
76 Dimethylphthalate	1.07839	1.07050	1.07050	0.010	0.73121	25.00000	Averaged	

TestAmerica Pittsburgh

CONTINUING CALIBRATION COMPOUNDS

Instrument ID: 71.i Injection Date: 23-NOV-2007 12:28
Lab File ID: S1123CCC.D Init. Cal. Date(s): 13-NOV-2007 16-NOV-2007
Analysis Type: Init. Cal. Times: 22:35 16:03
Lab Sample ID: sstd4.0 Quant Type: ISTD
Method: \\PITSVR06\D\chem\71.i\S112307.b\11b.m

COMPOUND	RRF / AMOUNT	RF4	CCAL RRF4	MIN RRF	%D / %DRIFT	MAX %D / %DRIFT	CURVE TYPE	
78 2,6-Dinitrotoluene	4.00000	4.09570	0.19580	0.010	-2.39255	25.00000	Quadratic	
79 Acenaphthylene	1.60502	1.60208	1.60208	0.010	0.18338	25.00000	Averaged	
81 3-Nitroaniline	4.00000	4.33412	0.26886	0.010	-8.35311	25.00000	Quadratic	
82 Acenaphthene	1.09098	1.10390	1.10390	0.010	-1.18419	20.00000	Averaged	
83 2,4-Dinitrophenol	10.00000	13.26636	0.09205	0.050	-32.66363	25.00000	Quadratic	<-
85 4-Nitrophenol	10.00000	12.18855	0.18035	0.050	-21.88554	25.00000	Quadratic	
86 Dibenzofuran	1.52662	1.60239	1.60239	0.010	-4.96337	25.00000	Averaged	
87 2,4-Dinitrotoluene	4.00000	4.49482	0.29639	0.010	-12.37045	25.00000	Quadratic	
92 2-Naphthylamine	4.00000	3.72534	0.81774	0.010	6.86654	25.00000	Quadratic	
91 2,3,5,6-Tetrachlorophenol	4.00000	3.80220	0.22170	0.010	4.94511	25.00000	Quadratic	
88 2,3,4,6-Tetrachlorophenol	0.23770	0.26292	0.26292	0.010	-10.60937	25.00000	Averaged	
93 Diethylphthalate	1.16936	1.40728	1.40728	0.010	-20.34572	25.00000	Averaged	
94 Fluorene	1.21222	1.29619	1.29619	0.010	-6.92643	25.00000	Averaged	
95 4-Chlorophenyl-phenylether	0.53812	0.57792	0.57792	0.010	-7.39702	25.00000	Averaged	
96 4-Nitroaniline	4.00000	4.39698	0.31129	0.010	-9.92446	25.00000	Quadratic	
98 4,6-Dinitro-2-methylphenol	4.00000	4.35824	0.05611	0.010	-8.95609	25.00000	Quadratic	
99 N-Nitrosodiphenylamine (1)	0.49400	0.50274	0.50274	0.010	-1.76827	20.00000	Averaged	
100 1,2-Diphenylhydrazine	0.76524	0.74790	0.74790	0.010	2.26589	25.00000	Averaged	
106 4-Bromophenyl-phenylether	0.17469	0.17112	0.17112	0.010	2.03908	25.00000	Averaged	
107 Hexachlorobenzene	0.18209	0.18278	0.18278	0.010	-0.38140	25.00000	Averaged	
210 Atrazine	0.15808	0.15087	0.15087	0.010	4.55874	25.00000	Averaged	
111 Pentachlorophenol	10.00000	10.30320	0.11602	0.010	-3.03202	20.00000	Quadratic	
115 Phenanthrene	1.06899	1.08420	1.08420	0.010	-1.42239	25.00000	Averaged	
116 Anthracene	1.02133	1.07419	1.07419	0.010	-5.17523	25.00000	Averaged	
119 Carbazole	0.94080	1.02781	1.02781	0.010	-9.24920	25.00000	Averaged	
120 Di-n-Butylphthalate	1.12902	1.14339	1.14339	0.010	-1.27329	25.00000	Averaged	
123 Fluoranthene	1.08244	1.11866	1.11866	0.010	-3.34566	20.00000	Averaged	
124 Benzidine	4.00000	3.10740	0.24876	0.010	22.31488	25.00000	Quadratic	
125 Pyrene	1.24512	1.23245	1.23245	0.010	1.01752	25.00000	Averaged	
131 Butylbenzylphthalate	4.00000	3.97617	0.56431	0.010	0.59584	25.00000	Quadratic	
135 3,3'-Dichlorobenzidine	4.00000	3.91174	0.39817	0.010	2.20644	25.00000	Quadratic	
136 Benzo(a)Anthracene	1.18986	1.13816	1.13816	0.010	4.34459	25.00000	Averaged	
137 Chrysene	1.19086	1.19901	1.19901	0.010	-0.68368	25.00000	Averaged	
139 bis(2-ethylhexyl)Phthalate	4.00000	4.07660	0.81495	0.010	-1.91497	25.00000	Quadratic	
140 Di-n-octylphthalate	4.00000	3.99241	1.17711	0.010	0.18969	20.00000	Quadratic	
141 Benzo(b)fluoranthene	1.28419	1.22159	1.22159	0.010	4.87462	25.00000	Averaged	
142 Benzo(k)fluoranthene	1.35790	1.48661	1.48661	0.010	-9.47852	25.00000	Averaged	
143 7,12-dimethylbenz[a]anthrac	0.52244	0.55359	0.55359	0.010	-5.96106	25.00000	Averaged	
146 Benzo(a)pyrene	1.15558	1.13518	1.13518	0.010	1.76540	20.00000	Averaged	
149 Indeno(1,2,3-cd)pyrene	1.38685	1.44417	1.44417	0.010	-4.13289	25.00000	Averaged	
150 Dibenz(a,h)anthracene	1.19393	1.24186	1.24186	0.010	-4.01419	25.00000	Averaged	
151 Benzo(g,h,i)perylene	1.24557	1.27195	1.27195	0.010	-2.11747	25.00000	Averaged	

TestAmerica Pittsburgh

CONTINUING CALIBRATION COMPOUNDS

Instrument ID: 71.i
Lab File ID: S1123CCC.D
Analysis Type:
Lab Sample ID: sstd4.0
Method: \\PITSVR06\D\chem\71.i\S112307.b\llb.m

Injection Date: 23-NOV-2007 12:28
Init. Cal. Date(s): 13-NOV-2007 16-NOV-2007
Init. Cal. Times: 22:35 16:03
Quant Type: ISTD

COMPOUND	RRF / AMOUNT	RF4	CCAL RRF4	MIN RRF	%D / %DRIFT	MAX %D / %DRIFT	CURVE TYPE
$ 154 Nitrobenzene-d5	0.30385	0.31295	0.31295	0.010	-2.99264	25.00000	Averaged
$ 155 2-Fluorobiphenyl	1.16490	1.15404	1.15404	0.010	0.93212	25.00000	Averaged
$ 156 Terphenyl-d14	0.81715	0.82202	0.82202	0.010	-0.59656	25.00000	Averaged
$ 157 Phenol-d5	1.41576	1.49666	1.49666	0.010	-5.71468	25.00000	Averaged
$ 158 2-Fluorophenol	1.01327	1.04325	1.04325	0.010	-2.95927	25.00000	Averaged
$ 159 2,4,6-Tribromophenol	4.00000	3.72512	0.07317	0.010	6.87191	25.00000	Quadratic
$ 186 2-Chlorophenol-d4	1.29517	1.33574	1.33574	0.010	-3.13216	25.00000	Averaged
$ 187 1,2-Dichlorobenzene-d4	0.94249	1.02646	1.02646	0.010	-8.90879	25.00000	Averaged

FORM 5
SEMIVOLATILE ORGANIC INSTRUMENT PERFORMANCE CHECK
DECAFLUOROTRIPHENYLPHOSPHINE (DFTPP)

Lab Name: TESTAMERICA PITTSBURGH Contract:

Lab Code: TA Case No.: SAS No.: SDG No.: C7K020180

Lab File ID: B1127DF2 DFTPP Injection Date: 11/27/07

Instrument ID: 71 DFTPP Injection Time: 1217

m/e	ION ABUNDANCE CRITERIA	% RELATIVE ABUNDANCE
51	30.0 - 60.0% of mass 198	39.3
68	Less than 2.0% of mass 69	0.0 (0.0)1
69	Mass 69 relative abundance	39.9
70	Less than 2.0% of mass 69	0.2 (0.5)1
127	40.0 - 60.0% of mass 198	53.8
197	Less than 1.0% of mass 198	0.4
198	Base Peak, 100% relative abundance	100.0
199	5.0 to 9.0% of mass 198	6.9
275	10.0 - 30.0% of mass 198	20.2
365	Greater than 1.0% of mass 198	2.88
441	Present, but less than mass 443	11.7
442	40.0 - 100.0% of mass 198	69.9
443	17.0 - 23.0% of mass 442	13.2 (18.9)2

1-Value is % mass 69 2-Value is % mass 442

THIS CHECK APPLIES TO THE FOLLOWING SAMPLES, MS, MSD, BLANKS, AND STANDARDS:

	EPA SAMPLE NO.	LAB SAMPLE ID	LAB FILE ID	DATE ANALYZED	TIME ANALYZED
01	SSTD4.0	SSTD4.0	S1127CCC	11/27/07	1230
02	FMC-6	KAEWX1AU	S1127002	11/27/07	1651
03					
04					
05					
06					
07					
08					
09					
10					
11					
12					
13					
14					
15					
16					
17					
18					
19					
20					
21					
22					

TestAmerica Pittsburgh

CONTINUING CALIBRATION COMPOUNDS

Instrument ID: 71.i
Lab File ID: S1127CCC.D
Analysis Type:
Lab Sample ID: sstd4.0
Method: \\PITSVR06\D\chem\71.i\s112707.b\llb.m

Injection Date: 27-NOV-2007 12:30
Init. Cal. Date(s): 13-NOV-2007 16-NOV-2007
Init. Cal. Times: 22:35 16:03
Quant Type: ISTD

COMPOUND	RRF / AMOUNT	RF4	CCAL RRF4	MIN RRF	%D / %DRIFT	MAX %D / %DRIFT	CURVE TYPE
198 1,4-Dioxane	0.36959	0.38494	0.38494	0.010	-4.15350	25.00000	Averaged
10 N-Nitrosodimethylamine	0.47111	0.47464	0.47464	0.010	-0.75002	25.00000	Averaged
9 Pyridine	0.92169	0.86400	0.86400	0.010	6.25888	25.00000	Averaged
16 Methyl methanesulfonate	0.55547	0.54344	0.54344	0.010	2.16435	25.00000	Averaged
206 Benzaldehyde	4.00000	3.83343	0.83743	0.010	4.16427	25.00000	Quadratic
21 Aniline	1.93070	1.92941	1.92941	0.010	0.06668	25.00000	Averaged
22 Phenol	1.64754	1.79604	1.79604	0.010	-9.01359	20.00000	Averaged
23 bis(2-Chloroethyl)ether	1.26894	1.22271	1.22271	0.010	3.64333	25.00000	Averaged
24 2-Chlorophenol	1.34863	1.43115	1.43115	0.010	-6.11829	25.00000	Averaged
26 1,3-Dichlorobenzene	1.60557	1.60011	1.60011	0.010	0.33959	25.00000	Averaged
27 1,4-Dichlorobenzene	1.62148	1.64061	1.64061	0.010	-1.17977	20.00000	Averaged
28 1,2-Dichlorobenzene	1.52751	1.76792	1.76792	0.010	-15.73867	25.00000	Averaged
29 Benzyl Alcohol	0.72820	0.77688	0.77688	0.010	-6.68483	25.00000	Averaged
30 2-Methylphenol	1.23292	1.45380	1.45380	0.010	-17.91549	25.00000	Averaged
31 2,2'-oxybis(1-Chloropropane	1.83641	1.73553	1.73553	0.010	5.49325	25.00000	Averaged
37 Acetophenone	1.80878	1.88825	1.88825	0.010	-4.39397	25.00000	Averaged
32 N-Nitroso-di-n-propylamine	0.88047	0.93540	0.93540	0.050	-6.23780	50.00000	Averaged
192 4-Methylphenol	1.23956	1.43117	1.43117	0.010	-15.45779	25.00000	Averaged
34 Hexachloroethane	0.68117	0.68993	0.68993	0.010	-1.28578	25.00000	Averaged
35 Nitrobenzene	0.31770	0.33228	0.33228	0.010	-4.58995	25.00000	Averaged
41 Isophorone	0.55110	0.54882	0.54882	0.010	0.41248	25.00000	Averaged
42 2-Nitrophenol	4.00000	4.37229	0.15799	0.010	-9.30728	20.00000	Quadratic
43 2,4-Dimethylphenol	0.30188	0.32174	0.32174	0.010	-6.58041	25.00000	Averaged
44 bis(2-Chloroethoxy)methane	0.37063	0.37593	0.37593	0.010	-1.43036	25.00000	Averaged
48 2,4-Dichlorophenol	0.24222	0.27201	0.27201	0.010	-12.29852	20.00000	Averaged
49 Benzoic Acid	4.00000	4.21294	0.13922	0.010	-5.32350	25.00000	Quadratic
50 1,2,4-Trichlorobenzene	0.29451	0.30302	0.30302	0.010	-2.88843	25.00000	Averaged
51 Naphthalene	1.04352	1.06353	1.06353	0.010	-1.91696	25.00000	Averaged
52 4-Chloroaniline	0.37438	0.39336	0.39336	0.010	-5.07058	25.00000	Averaged
54 2,6-Dichlorophenol	0.24741	0.27492	0.27492	0.010	-11.12119	25.00000	Averaged
56 Hexachlorobutadiene	0.15068	0.15529	0.15529	0.010	-3.06119	20.00000	Averaged
208 Caprolactam	4.00000	3.90117	0.08417	0.010	2.47078	25.00000	Quadratic
59 4-Chloro-3-Methylphenol	0.25958	0.28325	0.28325	0.010	-9.11861	20.00000	Averaged
62 2-Methylnaphthalene	0.70663	0.74440	0.74440	0.010	-5.34419	25.00000	Averaged
63 1-Methylnaphthalene	0.68337	0.71960	0.71960	0.010	-5.30201	25.00000	Averaged
64 Hexachlorocyclopentadiene	0.22588	0.16267	0.16267	0.050	27.98198	50.00000	Averaged
66 2,4,6-Trichlorophenol	0.27814	0.30291	0.30291	0.010	-8.90432	20.00000	Averaged
67 2,4,5-Trichlorophenol	4.00000	4.32138	0.33805	0.010	-8.03455	25.00000	Quadratic
209 1,1'-Biphenyl	1.34856	1.40712	1.40712	0.010	-4.34219	25.00000	Averaged
70 2-Chloronaphthalene	1.03057	1.09870	1.09870	0.010	-6.61019	25.00000	Averaged
73 2-Nitroaniline	4.00000	4.17537	0.26971	0.010	-4.38423	25.00000	Quadratic
76 Dimethylphthalate	1.07839	1.06211	1.06211	0.010	1.50930	25.00000	Averaged

TestAmerica Pittsburgh

CONTINUING CALIBRATION COMPOUNDS

Instrument ID: 71.i Injection Date: 27-NOV-2007 12:30
Lab File ID: S1127CCC.D Init. Cal. Date(s): 13-NOV-2007 16-NOV-2007
Analysis Type: Init. Cal. Times: 22:35 16:03
Lab Sample ID: sstd4.0 Quant Type: ISTD
Method: \\PITSVR06\D\chem\71.i\s112707.b\llb.m

COMPOUND	RRF / AMOUNT	RF4	CCAL RRF4	MIN RRF	%D / %DRIFT	MAX %D / %DRIFT	CURVE TYPE	
78 2,6-Dinitrotoluene	4.00000	4.27575	0.20672	0.010	-6.89370	25.00000	Quadratic	
79 Acenaphthylene	1.60502	1.69430	1.69430	0.010	-5.56265	25.00000	Averaged	
81 3-Nitroaniline	4.00000	4.55873	0.28545	0.010	-13.96832	25.00000	Quadratic	
82 Acenaphthene	1.09098	1.11909	1.11909	0.010	-2.57656	20.00000	Averaged	
83 2,4-Dinitrophenol	10.00000	13.17107	0.09110	0.050	31.71071	25.00000	Quadratic	<-
85 4-Nitrophenol	10.00000	11.66209	0.17139	0.050	-16.62087	25.00000	Quadratic	
86 Dibenzofuran	1.52662	1.59875	1.59875	0.010	-4.72442	25.00000	Averaged	
87 2,4-Dinitrotoluene	4.00000	4.51944	0.29830	0.010	-12.98601	25.00000	Quadratic	
92 2-Naphthylamine	4.00000	3.65306	0.80210	0.010	8.67362	25.00000	Quadratic	
91 2,3,5,6-Tetrachlorophenol	4.00000	4.22735	0.24908	0.010	-5.68381	25.00000	Quadratic	
88 2,3,4,6-Tetrachlorophenol	0.23770	0.25499	0.25499	0.010	-7.27433	25.00000	Averaged	
93 Diethylphthalate	1.16936	1.21623	1.21623	0.010	-4.00770	25.00000	Averaged	
94 Fluorene	1.21222	1.28959	1.28959	0.010	-6.38257	25.00000	Averaged	
95 4-Chlorophenyl-phenylether	0.53812	0.57053	0.57053	0.010	-6.02344	25.00000	Averaged	
96 4-Nitroaniline	4.00000	4.25842	0.30037	0.010	-6.46045	25.00000	Quadratic	
98 4,6-Dinitro-2-methylphenol	4.00000	4.65427	0.06248	0.010	-16.35687	25.00000	Quadratic	
99 N-Nitrosodiphenylamine (1)	0.49400	0.50915	0.50915	0.010	-3.06536	20.00000	Averaged	
100 1,2-Diphenylhydrazine	0.76524	0.76445	0.76445	0.010	0.10323	25.00000	Averaged	
106 4-Bromophenyl-phenylether	0.17469	0.17832	0.17832	0.010	-2.08298	25.00000	Averaged	
107 Hexachlorobenzene	0.18209	0.18524	0.18524	0.010	-1.73259	25.00000	Averaged	
210 Atrazine	0.15808	0.16585	0.16585	0.010	-4.91425	25.00000	Averaged	
111 Pentachlorophenol	10.00000	10.96385	0.12481	0.010	-9.63854	20.00000	Quadratic	
115 Phenanthrene	1.06899	1.07106	1.07106	0.010	-0.19338	25.00000	Averaged	
116 Anthracene	1.02133	1.08225	1.08225	0.010	-5.96433	25.00000	Averaged	
119 Carbazole	0.94080	0.96233	0.96233	0.010	-2.28861	25.00000	Averaged	
120 Di-n-Butylphthalate	1.12902	1.23317	1.23317	0.010	-9.22468	25.00000	Averaged	
123 Fluoranthene	1.08244	1.11823	1.11823	0.010	-3.30611	20.00000	Averaged	
124 Benzidine	4.00000	4.82129	0.48130	0.010	-20.53236	25.00000	Quadratic	
125 Pyrene	1.24512	1.38917	1.38917	0.010	-11.56922	25.00000	Averaged	
131 Butylbenzylphthalate	4.00000	4.57062	0.66245	0.010	-14.26540	25.00000	Quadratic	
135 3,3'-Dichlorobenzidine	4.00000	4.19618	0.43262	0.010	-4.90447	25.00000	Quadratic	
136 Benzo(a)Anthracene	1.18986	1.16174	1.16174	0.010	2.36289	25.00000	Averaged	
137 Chrysene	1.19086	1.17711	1.17711	0.010	1.15482	25.00000	Averaged	
139 bis(2-ethylhexyl)Phthalate	4.00000	4.66453	0.94906	0.010	-16.61336	25.00000	Quadratic	
140 Di-n-octylphthalate	4.00000	4.71832	1.53887	0.010	-17.95790	20.00000	Quadratic	
141 Benzo(b)fluoranthene	1.28419	1.26327	1.26327	0.010	1.62926	25.00000	Averaged	
142 Benzo(k)fluoranthene	1.35790	1.46121	1.46121	0.010	-7.60755	25.00000	Averaged	
143 7,12-dimethylbenz[a]anthrac	0.52244	0.60249	0.60249	0.010	-15.32163	25.00000	Averaged	
146 Benzo(a)pyrene	1.15558	1.14700	1.14700	0.010	0.74274	20.00000	Averaged	
149 Indeno(1,2,3-cd)pyrene	1.38685	1.32206	1.32206	0.010	4.67168	25.00000	Averaged	
150 Dibenz(a,h)anthracene	1.19393	1.12424	1.12424	0.010	5.83730	25.00000	Averaged	
151 Benzo(g,h,i)perylene	1.24557	1.12821	1.12821	0.010	9.42259	25.00000	Averaged	

TestAmerica Pittsburgh

CONTINUING CALIBRATION COMPOUNDS

Instrument ID: 71.i Injection Date: 27-NOV-2007 12:30
Lab File ID: S1127CCC.D Init. Cal. Date(s): 13-NOV-2007 16-NOV-2007
Analysis Type: Init. Cal. Times: 22:35 16:03
Lab Sample ID: sstd4.0 Quant Type: ISTD
Method: \\PITSVR06\D\chem\71.i\s112707.b\llb.m

COMPOUND	RRF / AMOUNT	RF4	CCAL RRF4	MIN RRF	%D / %DRIFT	MAX %D / %DRIFT	CURVE TYPE
$ 154 Nitrobenzene-d5	0.30385	0.32444	0.32444	0.010	-6.77377	25.00000	Averaged
$ 155 2-Fluorobiphenyl	1.16490	1.17925	1.17925	0.010	-1.23269	25.00000	Averaged
$ 156 Terphenyl-d14	0.81715	0.85987	0.85987	0.010	-5.22749	25.00000	Averaged
$ 157 Phenol-d5	1.41576	1.54542	1.54542	0.010	-9.15858	25.00000	Averaged
$ 158 2-Fluorophenol	1.01327	1.06017	1.06017	0.010	-4.62861	25.00000	Averaged
$ 159 2,4,6-Tribromophenol	4.00000	4.24636	0.08443	0.010	-6.15889	25.00000	Quadratic
$ 186 2-Chlorophenol-d4	1.29517	1.39213	1.39213	0.010	-7.48643	25.00000	Averaged
$ 187 1,2-Dichlorobenzene-d4	0.94249	1.02767	1.02767	0.010	-9.03736	25.00000	Averaged

FORM 8
SEMIVOLATILE INTERNAL STANDARD AREA AND RT SUMMARY

Lab Name: TESTAMERICA PITTSBURGH Contract:

Lab Code: TA Case No.: SAS No.: SDG No.: C7K020180

Lab File ID (Standard): S1123CCC Date Analyzed: 11/23/07

Instrument ID: 71 Time Analyzed: 1228

		IS1 (DCB) AREA #	RT #	IS2 (NPT) AREA #	RT #	IS3 (ANT) AREA #	RT #
	12 HOUR STD	149327	4.26	701673	5.22	461935	6.55
	UPPER LIMIT	298654	4.76	1403346	5.72	923870	7.05
	LOWER LIMIT	74664	3.76	350837	4.72	230968	6.05
	CLIENT SAMPLE NO.						
01	INTRA-LAB BL	143090	4.26	688023	5.22	453193	6.55
02	INTRA-LAB CH	142319	4.26	667258	5.23	463475	6.56
03	FMC-15	135760	4.26	604338	5.23	402286	6.55
04	FMC-15 MS	134850	4.26	621051	5.22	421781	6.55
05	FMC-15 MSD	150961	4.26	672146	5.23	464165	6.55
06	FMC-24	137914	4.26	644466	5.22	433775	6.55
07	FMC-9	146394	4.26	634076	5.22	449295	6.55
08	FMC-10	142146	4.26	636738	5.22	443184	6.55
09	FMC-11	169479	4.26	732917	5.22	485518	6.55
10	FMC-12	146132	4.26	645825	5.23	437360	6.55
11	FMC-13	178425	4.26	807267	5.22	541558	6.55
12	FMC-14	170746	4.26	766251	5.22	483802	6.55
13	FMC-16	169799	4.26	757943	5.22	504142	6.55
14	FMC-17	141402	4.26	621440	5.22	405901	6.55
15	FMC-18	185689	4.26	826951	5.22	552550	6.55
16	FMC-19	175307	4.26	768867	5.22	505894	6.55
17	FMC-20	180060	4.26	815338	5.22	533313	6.55
18	FMC-21	186806	4.26	825012	5.23	535568	6.55
19	FMC-22	182961	4.26	819489	5.22	536065	6.55
20	FMC-23	166673	4.26	750512	5.22	485800	6.55
21	FMC-3	161937	4.26	708174	5.22	464609	6.55
22	FMC-4	175133	4.26	794239	5.22	535592	6.55

IS1 (DCB) = 1,4-Dichlorobenzene-d4
IS2 (NPT) = Naphthalene-d8
IS3 (ANT) = Acenaphthene-d10

AREA UPPER LIMIT = +100% of internal standard area
AREA LOWER LIMIT = - 50% of internal standard area
RT UPPER LIMIT = + 0.50 minutes of internal standard RT
RT LOWER LIMIT = - 0.50 minutes of internal standard RT

Column used to flag internal standard area values with an asterisk.
* Values outside of QC limits.

FORM 8
SEMIVOLATILE INTERNAL STANDARD AREA AND RT SUMMARY

Lab Name: TESTAMERICA PITTSBURGH Contract:

Lab Code: TA Case No.: SAS No.: SDG No.: C7K020180

Lab File ID (Standard): S1123CCC Date Analyzed: 11/23/07

Instrument ID: 71 Time Analyzed: 1228

		IS1 (DCB) AREA #	RT #	IS2 (NPT) AREA #	RT #	IS3 (ANT) AREA #	RT #
	12 HOUR STD	149327	4.26	701673	5.22	461935	6.55
	UPPER LIMIT	298654	4.76	1403346	5.72	923870	7.05
	LOWER LIMIT	74664	3.76	350837	4.72	230968	6.05
	CLIENT SAMPLE NO.						
01	FMC-5	174125	4.26	784701	5.22	515550	6.55
02							
03							
04							
05							
06							
07							
08							
09							
10							
11							
12							
13							
14							
15							
16							
17							
18							
19							
20							
21							
22							

IS1 (DCB) = 1,4-Dichlorobenzene-d4
IS2 (NPT) = Naphthalene-d8
IS3 (ANT) = Acenaphthene-d10

AREA UPPER LIMIT = +100% of internal standard area
AREA LOWER LIMIT = - 50% of internal standard area
RT UPPER LIMIT = + 0.50 minutes of internal standard RT
RT LOWER LIMIT = - 0.50 minutes of internal standard RT

Column used to flag internal standard area values with an asterisk.
* Values outside of QC limits.

FORM 8
SEMIVOLATILE INTERNAL STANDARD AREA AND RT SUMMARY

Lab Name: TESTAMERICA PITTSBURGH Contract:

Lab Code: TA Case No.: SAS No.: SDG No.: C7K020180

Lab File ID (Standard): S1123CCC Date Analyzed: 11/23/07

Instrument ID: 71 Time Analyzed: 1228

		IS4(PHN) AREA	#	RT	#	IS5(CRY) AREA	#	RT	#	IS6(PRY) AREA	#	RT	#
	12 HOUR STD	865736		7.68		838600		9.68		957039		10.86	
	UPPER LIMIT	1731472		8.18		1677200		10.18		1914078		11.36	
	LOWER LIMIT	432868		7.18		419300		9.18		478520		10.36	
	CLIENT SAMPLE NO.												
01	INTRA-LAB BL	841985		7.68		790994		9.68		920638		10.86	
02	INTRA-LAB CH	857254		7.68		756354		9.68		872334		10.86	
03	FMC-15	752633		7.68		770703		9.69		884441		10.87	
04	FMC-15 MS	795979		7.68		665347		9.69		910026		10.87	
05	FMC-15 MSD	871583		7.68		713030		9.69		950681		10.87	
06	FMC-24	819022		7.68		845233		9.68		1008927		10.87	
07	FMC-9	861842		7.68		885191		9.68		1088533		10.86	
08	FMC-10	825156		7.68		819006		9.69		1007425		10.87	
09	FMC-11	888560		7.68		830352		9.68		1027152		10.87	
10	FMC-12	837700		7.68		884965		9.69		1082880		10.87	
11	FMC-13	955801		7.67		926807		9.68		1119258		10.86	
12	FMC-14	878977		7.68		839291		9.68		1022633		10.87	
13	FMC-16	885472		7.67		861764		9.68		1065066		10.86	
14	FMC-17	816012		7.67		825741		9.68		1059676		10.86	
15	FMC-18	977994		7.68		912174		9.68		1117341		10.87	
16	FMC-19	910712		7.68		877083		9.68		1084304		10.87	
17	FMC-20	934226		7.68		916129		9.68		1145008		10.86	
18	FMC-21	929616		7.68		877057		9.69		1112154		10.87	
19	FMC-22	957914		7.68		910061		9.68		1145459		10.86	
20	FMC-23	883090		7.68		859302		9.69		1095254		10.87	
21	FMC-3	834382		7.68		867222		9.68		1100400		10.87	
22	FMC-4	934439		7.67		942497		9.68		1192122		10.86	

IS4 (PHN) = Phenanthrene-d10
IS5 (CRY) = Chrysene-d12
IS6 (PRY) = Perylene-d12

AREA UPPER LIMIT = +100% of internal standard area
AREA LOWER LIMIT = - 50% of internal standard area
RT UPPER LIMIT = + 0.50 minutes of internal standard RT
RT LOWER LIMIT = - 0.50 minutes of internal standard RT

Column used to flag internal standard area values with an asterisk.
* Values outside of QC limits.

FORM 8
SEMIVOLATILE INTERNAL STANDARD AREA AND RT SUMMARY

Lab Name: TESTAMERICA PITTSBURGH Contract:

Lab Code: TA Case No.: SAS No.: SDG No.: C7K020180

Lab File ID (Standard): S1123CCC Date Analyzed: 11/23/07

Instrument ID: 71 Time Analyzed: 1228

		IS4 (PHN) AREA	#	RT	#	IS5 (CRY) AREA	#	RT	#	IS6 (PRY) AREA	#	RT	#
	12 HOUR STD	865736		7.68		838600		9.68		957039		10.86	
	UPPER LIMIT	1731472		8.18		1677200		10.18		1914078		11.36	
	LOWER LIMIT	432868		7.18		419300		9.18		478520		10.36	
	CLIENT SAMPLE NO.												
01	FMC-5	936566		7.67		921570		9.68		1174290		10.86	
02													
03													
04													
05													
06													
07													
08													
09													
10													
11													
12													
13													
14													
15													
16													
17													
18													
19													
20													
21													
22													

IS4 (PHN) = Phenanthrene-d10
IS5 (CRY) = Chrysene-d12
IS6 (PRY) = Perylene-d12

AREA UPPER LIMIT = +100% of internal standard area
AREA LOWER LIMIT = - 50% of internal standard area
RT UPPER LIMIT = + 0.50 minutes of internal standard RT
RT LOWER LIMIT = - 0.50 minutes of internal standard RT

Column used to flag internal standard area values with an asterisk.
* Values outside of QC limits.

FORM 8
SEMIVOLATILE INTERNAL STANDARD AREA AND RT SUMMARY

Lab Name: TESTAMERICA PITTSBURGH Contract:

Lab Code: TA Case No.: SAS No.: SDG No.: C7K020180

Lab File ID (Standard): S1127CCC Date Analyzed: 11/27/07

Instrument ID: 71 Time Analyzed: 1230

		IS1 (DCB) AREA #	RT #	IS2 (NPT) AREA #	RT #	IS3 (ANT) AREA #	RT #
	12 HOUR STD	201117	4.25	918605	5.21	581642	6.54
	UPPER LIMIT	402234	4.75	1837210	5.71	1163284	7.04
	LOWER LIMIT	100559	3.75	459303	4.71	290821	6.04
	CLIENT SAMPLE NO.						
01	FMC-6	195729	4.25	845538	5.21	540047	6.53
02							
03							
04							
05							
06							
07							
08							
09							
10							
11							
12							
13							
14							
15							
16							
17							
18							
19							
20							
21							
22							

IS1 (DCB) = 1,4-Dichlorobenzene-d4
IS2 (NPT) = Naphthalene-d8
IS3 (ANT) = Acenaphthene-d10

AREA UPPER LIMIT = +100% of internal standard area
AREA LOWER LIMIT = - 50% of internal standard area
RT UPPER LIMIT = + 0.50 minutes of internal standard RT
RT LOWER LIMIT = - 0.50 minutes of internal standard RT

Column used to flag internal standard area values with an asterisk.
* Values outside of QC limits.

FORM 8
SEMIVOLATILE INTERNAL STANDARD AREA AND RT SUMMARY

Lab Name: TESTAMERICA PITTSBURGH Contract:

Lab Code: TA Case No.: SAS No.: SDG No.: C7K020180

Lab File ID (Standard): S1127CCC Date Analyzed: 11/27/07

Instrument ID: 71 Time Analyzed: 1230

		IS4 (PHN) AREA #	RT #	IS5 (CRY) AREA #	RT #	IS6 (PRY) AREA #	RT #
	12 HOUR STD	1044927	7.67	871005	9.67	913140	10.85
	UPPER LIMIT	2089854	8.17	1742010	10.17	1826280	11.35
	LOWER LIMIT	522464	7.17	435503	9.17	456570	10.35
	CLIENT SAMPLE NO.						
01	FMC-6	909834	7.66	731616	9.67	799851	10.84
02							
03							
04							
05							
06							
07							
08							
09							
10							
11							
12							
13							
14							
15							
16							
17							
18							
19							
20							
21							
22							

IS4 (PHN) = Phenanthrene-d10
IS5 (CRY) = Chrysene-d12
IS6 (PRY) = Perylene-d12

AREA UPPER LIMIT = +100% of internal standard area
AREA LOWER LIMIT = - 50% of internal standard area
RT UPPER LIMIT = + 0.50 minutes of internal standard RT
RT LOWER LIMIT = - 0.50 minutes of internal standard RT

Column used to flag internal standard area values with an asterisk.
* Values outside of QC limits.

FORM 8
SEMIVOLATILE INTERNAL STANDARD AREA AND RT SUMMARY

Lab Name: TESTAMERICA PITTSBURGH Contract:

Lab Code: TA Case No.: SAS No.: SDG No.: C7K020180

EPA Sample No. (SSTD050##): SSTD4 Date Analyzed: 11/27/07

Lab File ID (Standard): F11270C2 Time Analyzed: 0836

Instrument ID: 722 GC Column: HP5-MS ID:0.25(mm)

	CLIENT SAMPLE NO.	IS1(DCB) AREA #	RT #	IS2(NPT) AREA #	RT #	IS3(ANT) AREA #	RT #
	12 HOUR STD	93921	4.90	340292	6.15	192326	7.98
	UPPER LIMIT	187842	5.40	680584	6.65	384652	8.48
	LOWER LIMIT	46961	4.40	170146	5.65	96163	7.48
01	INTRA-LAB BL	136635	4.91	485674	6.15	290545	7.97
02	INTRA-LAB CH	115735	4.90	419605	6.15	246598	7.97
03							
04							
05							
06							
07							
08							
09							
10							
11							
12							
13							
14							
15							
16							
17							
18							
19							
20							
21							
22							

IS1 (DCB) = 1,4-Dichlorobenzene-d4
IS2 (NPT) = Naphthalene-d8
IS3 (ANT) = Acenaphthene-d10

AREA UPPER LIMIT = +100% of internal standard area
AREA LOWER LIMIT = - 50% of internal standard area
RT UPPER LIMIT = + 0.50 minutes of internal standard RT
RT LOWER LIMIT = - 0.50 minutes of internal standard RT

Column used to flag values outside QC limits with an asterisk.
* Values outside of QC limits

FORM 8
SEMIVOLATILE INTERNAL STANDARD AREA AND RT SUMMARY

Lab Name: TESTAMERICA PITTSBURGH Contract:

Lab Code: TA Case No.: SAS No.: SDG No.: C7K020180

EPA Sample No. (SSTD050##): SSTD4 Date Analyzed: 11/27/07

Lab File ID (Standard): F11270C2 Time Analyzed: 0836

Instrument ID: 722 GC Column: HP5-MS ID:0.25(mm)

	CLIENT SAMPLE NO.	IS4(PHN) AREA #	RT #	IS5(CRY) AREA #	RT #	IS6(PRY) AREA #	RT #
	12 HOUR STD	322162	10.24	246551	16.17	197467	19.55
	UPPER LIMIT	644324	10.74	493102	16.67	394934	20.05
	LOWER LIMIT	161081	9.74	123276	15.67	98734	19.05
01	INTRA-LAB BL	489996	10.23	282909	16.14	222166	19.50
02	INTRA-LAB CH	418446	10.23	294366	16.14	217644	19.50
03							
04							
05							
06							
07							
08							
09							
10							
11							
12							
13							
14							
15							
16							
17							
18							
19							
20							
21							
22							

IS4 (PHN) = Phenanthrene-d10
IS5 (CRY) = Chrysene-d12
IS6 (PRY) = Perylene-d12

AREA UPPER LIMIT = +100% of internal standard area
AREA LOWER LIMIT = - 50% of internal standard area
RT UPPER LIMIT = + 0.50 minutes of internal standard RT
RT LOWER LIMIT = - 0.50 minutes of internal standard RT

Column used to flag values outside QC limits with an asterisk.
* Values outside of QC limits

FORM 8
SEMIVOLATILE INTERNAL STANDARD AREA AND RT SUMMARY

Lab Name: TESTAMERICA PITTSBURGH Contract:

Lab Code: TA Case No.: SAS No.: SDG No.: C7K020180

EPA Sample No. (SSTD050##): SSTD4 Date Analyzed: 11/28/07

Lab File ID (Standard): F11280C2 Time Analyzed: 0925

Instrument ID: 722 GC Column: HP5-MS ID:0.25(mm)

		IS1(DCB) AREA #	RT #	IS2(NPT) AREA #	RT #	IS3(ANT) AREA #	RT #
	12 HOUR STD	108368	4.90	408972	6.14	229434	7.96
	UPPER LIMIT	216736	5.40	817944	6.64	458868	8.46
	LOWER LIMIT	54184	4.40	204486	5.64	114717	7.46
	CLIENT SAMPLE NO.						
01	FMC-7	111678	4.90	405397	6.15	214331	7.97
02	FMC-8	101934	4.90	376325	6.15	203021	7.96
03	FMC-25	107162	4.90	384243	6.15	196775	7.97
04	FMC-26	105284	4.90	380153	6.15	202939	7.96
05							
06							
07							
08							
09							
10							
11							
12							
13							
14							
15							
16							
17							
18							
19							
20							
21							
22							

IS1 (DCB) = 1,4-Dichlorobenzene-d4
IS2 (NPT) = Naphthalene-d8
IS3 (ANT) = Acenaphthene-d10

AREA UPPER LIMIT = +100% of internal standard area
AREA LOWER LIMIT = - 50% of internal standard area
RT UPPER LIMIT = + 0.50 minutes of internal standard RT
RT LOWER LIMIT = - 0.50 minutes of internal standard RT

Column used to flag values outside QC limits with an asterisk.
* Values outside of QC limits

FORM 8
SEMIVOLATILE INTERNAL STANDARD AREA AND RT SUMMARY

Lab Name: TESTAMERICA PITTSBURGH Contract:

Lab Code: TA Case No.: SAS No.: SDG No.: C7K020180

EPA Sample No. (SSTD050##): SSTD4 Date Analyzed: 11/28/07

Lab File ID (Standard): F11280C2 Time Analyzed: 0925

Instrument ID: 722 GC Column: HP5-MS ID:0.25(mm)

		IS4(PHN) AREA #	RT #	IS5(CRY) AREA #	RT #	IS6(PRY) AREA #	RT #
	12 HOUR STD	381877	10.22	266807	16.13	176189	19.50
	UPPER LIMIT	763754	10.72	533614	16.63	352378	20.00
	LOWER LIMIT	190939	9.72	133404	15.63	88095	19.00
	CLIENT SAMPLE NO.						
01	FMC-7	338685	10.22	223478	16.11	217154	19.47
02	FMC-8	313164	10.22	219020	16.13	225399	19.49
03	FMC-25	318462	10.23	240142	16.13	251778	19.50
04	FMC-26	313711	10.22	244090	16.12	269000	19.48
05							
06							
07							
08							
09							
10							
11							
12							
13							
14							
15							
16							
17							
18							
19							
20							
21							
22							

IS4 (PHN) = Phenanthrene-d10
IS5 (CRY) = Chrysene-d12
IS6 (PRY) = Perylene-d12

AREA UPPER LIMIT = +100% of internal standard area
AREA LOWER LIMIT = - 50% of internal standard area
RT UPPER LIMIT = + 0.50 minutes of internal standard RT
RT LOWER LIMIT = - 0.50 minutes of internal standard RT

Column used to flag values outside QC limits with an asterisk.
* Values outside of QC limits

PCB SUMMARY

SW846 8082 METHOD BLANK SUMMARY

BLANK WORKORDER NO.: KAVQE1AA

Lab Name: TestAmerica Laboratories, Inc.

Lab Code: TALPIT

SDG Number:

Lab File ID: S1170655.

Lot Number: C7K020180

Matrix: SOLID

Extraction Method: 3541

Date Extracted: 11/09/07

Date Analyzed(1): 11/19/07

Date Analyzed(2): N/A

Time Analyzed(1): 13:20

Time Analyzed(2): N/A

Instrument ID(1): S/T

Instrument ID(2): N/A

GC Column(1): MR1/MR2 ID: 053 GC Column(2): N/A ID: N/A

THIS METHOD BLANK APPLIES TO THE FOLLOWING SAMPLES, MS, AND MSD:

	CLIENT ID.	SAMPLE WORK ORDER #	DATE ANALYZED(1)	DATE ANALYZED(2)
01	FMC-24	KAEM31AT	11/16/07	N/A
02	FMC-9	KAERC1AT	11/16/07	N/A
03	FMC-10	KAERF1AT	11/16/07	N/A
04	FMC-11	KAERJ1AT	11/16/07	N/A
05	FMC-12	KAERM1AT	11/16/07	N/A
06	FMC-13	KAERT1AT	11/16/07	N/A
07	FMC-14	KAER01AT	11/16/07	N/A
08	FMC-15	KAETX1AT	11/16/07	N/A
09	FMC-15	KAETX1A0 S	11/16/07	N/A
10	FMC-15	KAETX1A1 D	11/16/07	N/A
11	FMC-16	KAET31AT	11/16/07	N/A
12	FMC-17	KAET71AT	11/16/07	N/A
13	FMC-18	KAEVC1AT	11/16/07	N/A
14	FMC-19	KAEVF1AT	11/16/07	N/A
15	FMC-20	KAEVN1AT	11/16/07	N/A
16	FMC-21	KAEV01AT	11/16/07	N/A
17	FMC-22	KAEV31AT	11/16/07	N/A
18	FMC-23	KAEV91AT	11/19/07	N/A
19	FMC-3	KAEWD1AT	11/19/07	N/A
20	FMC-4	KAEWN1AT	11/19/07	N/A
21	FMC-5	KAEWQ1AT	11/19/07	N/A
22	FMC-6	KAEWX1AT	11/19/07	N/A
23	CHECK SAMPLE	KAVQE1AC C	11/19/07	N/A

COMMENTS:

FORM IV

METHOD BLANK REPORT

GC Semivolatiles

Client Lot #...: C7K020180 **Work Order #...:** KAVQE1AA **Matrix.....:** SOLID
MB Lot-Sample #: C7K090000-011

Prep Date.....: 11/09/07 **Analysis Time..:** 13:20
Analysis Date..: 11/19/07 **Prep Batch #...:** 7313011 **Final Wgt/Vol..:** 10 mL
Dilution Factor: 1 **Initial Wgt/Vol:** 15 g **Instrument ID..:** S/T
Analyst ID.....: 402331

PARAMETER	RESULT	REPORTING LIMIT	UNITS	METHOD
Aroclor 1016	ND	17	ug/kg	SW846 8082
Aroclor 1221	ND	17	ug/kg	SW846 8082
Aroclor 1232	ND	17	ug/kg	SW846 8082
Aroclor 1242	ND	17	ug/kg	SW846 8082
Aroclor 1248	ND	17	ug/kg	SW846 8082
Aroclor 1254	ND	17	ug/kg	SW846 8082
Aroclor 1260	ND	17	ug/kg	SW846 8082

SURROGATE	PERCENT RECOVERY	RECOVERY LIMITS
Tetrachloro-m-xylene	100	(31 - 127)
Decachlorobiphenyl	98	(23 - 141)

NOTE(S):

Calculations are performed before rounding to avoid round-off errors in calculated results.

SW846 8082 CHECK SAMPLE RECOVERY

Lab Name: TestAmerica Laboratories, Inc. Client: Tetra Tech NUS, Inc

Lab Code: TALPIT SDG No:

Lot #: C7K090000 WO #: KAVQE1AC
BATCH: 7313011

COMPOUND	SPIKE ADDED (ug/kg)	SAMPLE CONCENT. (ug/kg)	% REC	QC LIMITS REC	QUAL
Aroclor 1260	667	625	94	54 - 117	
Aroclor 1016	667	564	85	55 - 117	

NOTES(S):

* Values outside of QC limits

Spike Recovery: 0 out of 2 outside limits

COMMENTS:

FORM III

SW846 8082 MATRIX SPIKE/MATRIX SPIKE DUPLICATE RECOVERY

Lab Name: TestAmerica Laboratories, Inc. Client: Tetra Tech NUS, Inc

Lab Code: TALPIT SDG No:

Matrix Spike ID: FMC-15 Level:(low/med) LOW

Lot #: C7K020180 WO #: KAETX1A0
BATCH: 7313011

COMPOUND	SPIKE ADDED (ug/kg)	SAMPLE CONCENT. (ug/kg)	MS CONCENT. (ug/kg)	MS % REC	LIMITS REC	QUAL
Aroclor 1016	1270	ND	932	73	10- 183	
Aroclor 1260	1270	2.7	1050	82	25- 143	

NOTES(S):

Results and reporting limits have been adjusted for dry weight.

Column to be used to flag recovery and RPD values with an asterisk
* Values outside of QC limits

RPD: 0 out of 0 outside limits
Spike Recovery: 0 out of 2 outside limits

COMMENTS:

FORM III

SW846 8082 MATRIX SPIKE/MATRIX SPIKE DUPLICATE RECOVERY

Lab Name: TestAmerica Laboratories, Inc. Client: Tetra Tech NUS, Inc

Lab Code: TALPIT SDG No:

Matrix Spike ID: FMC-15 Level:(low/med) LOW

Lot #: C7K020180 WO #: KAETX1A1
BATCH: 7313011

COMPOUND	SPIKE ADDED (ug/kg)	MSD CONCENT. (ug/kg)	MSD % REC	% RPD	QC LIMITS RPD	QC LIMITS REC	QUAL
Aroclor 1016	1270	867	68	7.2	39	10- 183	
Aroclor 1260	1270	1010	79	3.8	34	25- 143	

NOTES(S):

Results and reporting limits have been adjusted for dry weight.

Column to be used to flag recovery and RPD values with an asterisk
* Values outside of QC limits

RPD: 0 out of 2 outside limits
Spike Recovery: 0 out of 2 outside limits

COMMENTS:

FORM III

SW846 8082 METHOD BLANK SUMMARY

BLANK WORKORDER NO.: KA01J1AA

Lab Name: TestAmerica Laboratories, Inc.

Lab Code: TALPIT

SDG Number:

Lab File ID: S1170663.

Lot Number: C7K020180

Matrix: SOLID

Extraction Method: 3541

Date Extracted: 11/10/07

Date Analyzed(1): 11/19/07

Date Analyzed(2): N/A

Time Analyzed(1): 16:22

Time Analyzed(2): N/A

Instrument ID(1): S/T

Instrument ID(2): N/A

GC Column(1): MR1/MR2 ID: 053 GC Column(2): N/A ID: N/A

THIS METHOD BLANK APPLIES TO THE FOLLOWING SAMPLES, MS, AND MSD:

	CLIENT ID.	SAMPLE WORK ORDER #	DATE ANALYZED(1)	DATE ANALYZED(2)
01	FMC-7	KAEW11AT	11/19/07	N/A
02	FMC-7	KAEW11A1 S	11/19/07	N/A
03	FMC-7	KAEW11A2 D	11/19/07	N/A
04	FMC-8	KAEW51AT	11/19/07	N/A
05	FMC-25	KAEW91AT	11/19/07	N/A
06	FMC-26	KAEXG1AT	11/19/07	N/A
07	CHECK SAMPLE	KA01J1AC C	11/19/07	N/A
08				
09				
10				
11				
12				
13				
14				
15				
16				
17				
18				
19				
20				

COMMENTS:

FORM IV

METHOD BLANK REPORT

GC Semivolatiles

Client Lot #...: C7K020180 **Work Order #...:** KA01J1AA **Matrix.....:** SOLID
MB Lot-Sample #: C7K100000-016

Prep Date.....: 11/10/07 **Analysis Time..:** 16:22
Analysis Date..: 11/19/07 **Prep Batch #...:** 7314016 **Final Wgt/Vol..:** 10 mL
Dilution Factor: 1 **Initial Wgt/Vol:** 15 g **Instrument ID..:** S/T
Analyst ID.....: 402331

PARAMETER	RESULT	REPORTING LIMIT	UNITS	METHOD
Aroclor 1016	ND	17	ug/kg	SW846 8082
Aroclor 1221	ND	17	ug/kg	SW846 8082
Aroclor 1232	ND	17	ug/kg	SW846 8082
Aroclor 1242	ND	17	ug/kg	SW846 8082
Aroclor 1248	ND	17	ug/kg	SW846 8082
Aroclor 1254	ND	17	ug/kg	SW846 8082
Aroclor 1260	ND	17	ug/kg	SW846 8082

SURROGATE	PERCENT RECOVERY	RECOVERY LIMITS
Tetrachloro-m-xylene	106	(31 - 127)
Decachlorobiphenyl	108	(23 - 141)

NOTE(S):

Calculations are performed before rounding to avoid round-off errors in calculated results.

SW846 8082 CHECK SAMPLE RECOVERY

Lab Name: TestAmerica Laboratories, Inc. Client: Tetra Tech NUS, Inc

Lab Code: TALPIT SDG No:

Lot #: C7K100000 WO #: KA01J1AC
BATCH: 7314016

COMPOUND	SPIKE ADDED (ug/kg)	SAMPLE CONCENT. (ug/kg)	% REC	QC LIMITS REC	QUAL
Aroclor 1016	667	578	87	55- 117	
Aroclor 1260	667	633	95	54- 117	

NOTES(S):

* Values outside of QC limits

Spike Recovery: 0 out of 2 outside limits

COMMENTS:

FORM III

SW846 8082 MATRIX SPIKE/MATRIX SPIKE DUPLICATE RECOVERY

Lab Name: TestAmerica Laboratories, Inc. Client: Tetra Tech NUS, Inc

Lab Code: TALPIT SDG No:

Matrix Spike ID: FMC-7 Level: (low/med) LOW

Lot #: C7K020180 WO #: KAEW11A1
BATCH: 7314016

COMPOUND	SPIKE ADDED (ug/kg)	SAMPLE CONCENT. (ug/kg)	MS CONCENT. (ug/kg)	MS % REC	LIMITS REC	QUAL
Aroclor 1016	2570	ND	1480	58	10- 183	
Aroclor 1260	2570	43	1550	59	25- 143	

NOTES(S):

Results and reporting limits have been adjusted for dry weight.

Column to be used to flag recovery and RPD values with an asterisk
* Values outside of QC limits

RPD: 0 out of 0 outside limits
Spike Recovery: 0 out of 2 outside limits

COMMENTS:

FORM III

SW846 8082 MATRIX SPIKE/MATRIX SPIKE DUPLICATE RECOVERY

Lab Name: TestAmerica Laboratories, Inc. Client: Tetra Tech NUS, Inc

Lab Code: TALPIT SDG No:

Matrix Spike ID: FMC-7 Level:(low/med) LOW

Lot #: C7K020180 WO #: KAEW11A2
BATCH: 7314016

COMPOUND	SPIKE ADDED (ug/kg)	MSD CONCENT. (ug/kg)	MSD % REC	% RPD	QC LIMITS RPD	QC LIMITS REC	QUAL
Aroclor 1016	2570	1110	43	29	39	10- 183	
Aroclor 1260	2570	1190	45	26	34	25- 143	

NOTES(S):

Results and reporting limits have been adjusted for dry weight.

Column to be used to flag recovery and RPD values with an asterisk
* Values outside of QC limits

RPD: 0 out of 2 outside limits
Spike Recovery: 0 out of 2 outside limits

COMMENTS:

FORM III

SW846 8082 SURROGATE RECOVERY

Lab Name: TestAmerica Laboratories, Inc. Client: Tetra Tech NUS, Inc

Lab Code: TALPIT SDG No:

Lot #: C7K020180

Extraction: XXA4FQH01

	CLIENT ID.	SRG01	SRG02	TOT OUT
01	FMC-24	98	79	00
02	FMC-9	90	63	00
03	FMC-10	88	70	00
04	FMC-11	97	79	00
05	FMC-12	62	55	00
06	FMC-13	63	58	00
07	FMC-14	86	81	00
08	FMC-15	94	92	00
09	FMC-16	88	90	00
10	FMC-17	86	90	00
11	FMC-18	79	81	00
12	FMC-19	86	83	00
13	FMC-20	82	76	00
14	FMC-21	82	84	00
15	FMC-22	83	81	00
16	FMC-23	80	86	00
17	FMC-3	92	93	00
18	FMC-4	80	85	00
19	FMC-5	78	89	00
20	FMC-6	87	87	00
21	FMC-7	76	77	00
22	FMC-8	71	73	00
23	FMC-25	89	81	00
24	FMC-26	83	85	00
25	METHOD BLK. KAVQE1AA	100	98	00
26	METHOD BLK. KA01J1AA	106	108	00
27	LCS KAVQE1AC	106	117	00

\# Column to be used to flag recovery values
* Values outside of required QC Limits
D System monitoring Compound diluted out

FORM II

SW846 8082 SURROGATE RECOVERY

Lab Name: TestAmerica Laboratories, Inc. Client: Tetra Tech NUS, Inc

Lab Code: TALPIT SDG No:

Lot #: C7K020180

Extraction: XXA4FQH01

	CLIENT ID.	SRG01	SRG02	TOT OUT
01	LCS KA01J1AC	112	113	00
02	FMC-15 D	83	83	00
03	FMC-7 D	55	55	00
04	FMC-15 S	88	90	00
05	FMC-7 S	71	68	00

SURROGATES		QC LIMITS
SRG01	= Tetrachloro-m-xylene	(31-127)
SRG02	= Decachlorobiphenyl	(23-141)

\# Column to be used to flag recovery values
* Values outside of required QC Limits
D System monitoring Compound diluted out

FORM II

Report Date : 14-Nov-2007 07:40

TestAmerica Pittsburgh

INITIAL CALIBRATION DATA

11/15/07 GE
MP6890 GC-10
MR-1

Start Cal Date : 13-NOV-2007 10:04
End Cal Date : 13-NOV-2007 14:41
Quant Method : ESTD
Origin : Disabled
Target Version : 4.14
Integrator : Falcon
Method file : \\PITSVR06\D\chem\gc10.i\11137.b\PCBA.m
Last Edit : 14-Nov-2007 07:32 guptaa
Curve Type : Average

Calibration File Names:
Level 1: \\PITSVR06\D\chem\gc10.i\11137.b\S1170507.D
Level 2: \\PITSVR06\D\chem\gc10.i\11137.b\S1170508.D
Level 3: \\PITSVR06\D\chem\gc10.i\11137.b\S1170509.D
Level 4: \\PITSVR06\D\chem\gc10.i\11137.b\S1170510.D
Level 5: \\PITSVR06\D\chem\gc10.i\11137.b\S1170511.D
Level 6: \\PITSVR06\D\chem\gc10.i\11137.b\S1170512.D
Level 7: \\PITSVR06\D\chem\gc10.i\11137.b\S1170506.D

Compound	0.05000 Level 1	0.20000 Level 2	0.50000 Level 3	1.000 Level 4	2.000 Level 5	4.000 Level 6	0.01000 Level 7	RRF	% RSD	
1 Aroclor-1221(1)	+++++	+++++	160080	+++++	+++++	+++++	+++++	160080	0.000	
(2)	+++++	+++++	114640	+++++	+++++	+++++	+++++	114640	0.000	<-
(3)	+++++	+++++	401640	+++++	+++++	+++++	+++++	401640	0.000	<-
3 Aroclor-1232(1)	+++++	+++++	184202	+++++	+++++	+++++	+++++	184202	0.000	
(2)	+++++	+++++	155436	+++++	+++++	+++++	+++++	155436	0.000	<-
(3)	+++++	+++++	189242	+++++	+++++	+++++	+++++	189242	0.000	<-
(4)	+++++	+++++	163874	+++++	+++++	+++++	+++++	163874	0.000	<-
(5)	+++++	+++++	203376	+++++	+++++	+++++	+++++	203376	0.000	<-

Report Date : 14-Nov-2007 07:40

TestAmerica Pittsburgh

INITIAL CALIBRATION DATA

Start Cal Date : 13-NOV-2007 10:04
End Cal Date : 13-NOV-2007 14:41
Quant Method : ESTD
Origin : Disabled
Target Version : 4.14
Integrator : Falcon
Method file : \\PITSVR06\D\chem\gc10.i\11137.b\PCBA.m
Last Edit : 14-Nov-2007 07:32 guptaa
Curve Type : Average

Compound	0.05000 Level 1	0.20000 Level 2	0.50000 Level 3	1.000 Level 4	2.000 Level 5	4.000 Level 6	RRF	% RSD	
	0.01000 Level 7								
4 Aroclor-1016(1)	406900	397875	360464	348017	393653	363958			
	433700						386367	7.830	
(2)	527020	534845	501070	468945	528568	494758			
	542400						513944	5.142	
(3)	435920	440470	425492	410074	463591	422091			
	448700						435191	4.104	
(4)	370740	365130	349444	330803	379679	348085			
	382800						360954	5.242	
(5)	411140	425110	396640	384590	445805	396983			
	411300						410224	4.982	
5 Aroclor-1242(1)	+++++	+++++	447774	+++++	+++++	+++++			
	+++++						447774	0.000	
(2)	+++++	+++++	296180	+++++	+++++	+++++			
	+++++						296180	0.000	<-
(3)	+++++	+++++	162092	+++++	+++++	+++++			
	+++++						162092	0.000	<-
(4)	+++++	+++++	97396	+++++	+++++	+++++			
	+++++						97396	0.000	<-
(5)	+++++	+++++	409940	+++++	+++++	+++++			
	+++++						409940	0.000	<-
6 Aroclor-1248(1)	+++++	+++++	399840	+++++	+++++	+++++			
	+++++						399840	0.000	

Report Date : 14-Nov-2007 07:40

TestAmerica Pittsburgh

INITIAL CALIBRATION DATA

Start Cal Date : 13-NOV-2007 10:04
End Cal Date : 13-NOV-2007 14:41
Quant Method : ESTD
Origin : Disabled
Target Version : 4.14
Integrator : Falcon
Method file : \\PITSVR06\D\chem\gc10.i\11137.b\PCBA.m
Last Edit : 14-Nov-2007 07:32 guptaa
Curve Type : Average

Compound	0.05000 Level 1 / 0.01000 Level 7	0.20000 Level 2	0.50000 Level 3	1.000 Level 4	2.000 Level 5	4.000 Level 6	RRF	% RSD	
(2)	+++++ / +++++	+++++	166616	+++++	+++++	+++++	166616	0.000	<-
(3)	+++++ / +++++	+++++	197242	+++++	+++++	+++++	197242	0.000	<-
(4)	+++++ / +++++	+++++	125118	+++++	+++++	+++++	125118	0.000	<-
(5)	+++++ / +++++	+++++	554184	+++++	+++++	+++++	554184	0.000	<-
7 Aroclor-1254 (1)	+++++ / +++++	+++++	693704	+++++	+++++	+++++	693704	0.000	
(2)	+++++ / +++++	+++++	474734	+++++	+++++	+++++	474734	0.000	<-
(3)	+++++ / +++++	+++++	883074	+++++	+++++	+++++	883074	0.000	<-
(4)	+++++ / +++++	+++++	467066	+++++	+++++	+++++	467066	0.000	<-
(5)	+++++ / +++++	+++++	609470	+++++	+++++	+++++	609470	0.000	<-
8 Aroclor-1260 (1)	707220 / 715100	695520	670208	643972	716436	659667	686875	4.210	
(2)	913740 / 965900	936405	837994	844342	954041	854121	900935	6.049	

Report Date : 14-Nov-2007 07:40

TestAmerica Pittsburgh

INITIAL CALIBRATION DATA

Start Cal Date : 13-NOV-2007 10:04
End Cal Date : 13-NOV-2007 14:41
Quant Method : ESTD
Origin : Disabled
Target Version : 4.14
Integrator : Falcon
Method file : \\PITSVR06\D\chem\gc10.i\11137.b\PCBA.m
Last Edit : 14-Nov-2007 07:32 guptaa
Curve Type : Average

Compound	0.05000 Level 1	0.20000 Level 2	0.50000 Level 3	1.000 Level 4	2.000 Level 5	4.000 Level 6	RRF	% RSD	
	0.01000 Level 7								
(3)	455180	495205	470972	444188	538049	487375			
	466500						479638	6.492	
(4)	1070200	1145220	1076324	1025929	1183268	1073029			
	1158500						1104639	5.215	
(5)	630440	644695	636428	613168	709906	654406			
	740700						661392	7.005	
9 Aroclor-1262(1)	+++++	+++++	520694	+++++	+++++	+++++			
	+++++						520694	0.000	
(2)	+++++	+++++	830738	+++++	+++++	+++++			
	+++++						830738	0.000	<-
(3)	+++++	+++++	331596	+++++	+++++	+++++			
	+++++						331596	0.000	<-
(4)	+++++	+++++	356292	+++++	+++++	+++++			
	+++++						356292	0.000	<-
(5)	+++++	+++++	357502	+++++	+++++	+++++			
	+++++						357502	0.000	<-
10 Aroclor-1268(1)	+++++	+++++	1596646	+++++	+++++	+++++			
	+++++						1596646	0.000	
(2)	+++++	+++++	1235110	+++++	+++++	+++++			
	+++++						1235110	0.000	<-
(3)	+++++	+++++	1183704	+++++	+++++	+++++			
	+++++						1183704	0.000	<-

Report Date : 14-Nov-2007 07:40

TestAmerica Pittsburgh

INITIAL CALIBRATION DATA

Start Cal Date : 13-NOV-2007 10:04
End Cal Date : 13-NOV-2007 14:41
Quant Method : ESTD
Origin : Disabled
Target Version : 4.14
Integrator : Falcon
Method file : \\PITSVR06\D\chem\gc10.i\11137.b\PCBA.m
Last Edit : 14-Nov-2007 07:32 guptaa
Curve Type : Average

Compound	0.05000 Level 1	0.20000 Level 2	0.50000 Level 3	1.000 Level 4	2.000 Level 5	4.000 Level 6		
	0.01000 Level 7						RRF	% RSD
(4)	+++++	+++++	2715068	+++++	+++++	+++++		
	+++++						2715068	0.000 <-
$ 2 Tetrachloro-m-xylene	17003200	18666500	17749840	16924080	15136300	13903235		
	16756000						16591308	9.624
$ 11 Decachlorobiphenyl	5978400	5752700	6447000	5952440	5456980	4944790		
	6664000						5885187	9.861

Data File: \\PITSVR06\D\chem\gc10.i\11137.b\S1170595.D
Report Date: 16-Nov-2007 07:22

TE
HP6890 GC-10
MR-1

TestAmerica Pittsburgh

CONTINUING CALIBRATION COMPOUNDS

Instrument ID: gc10.i
Lab File ID: S1170595.D
Analysis Type:
Lab Sample ID: M1660
Method: \\PITSVR06\D\chem\gc10.i\11137.b\PCBA.m

Injection Date: 16-NOV-2007 03:45
Init. Cal. Date(s): 13-NOV-2007 13-NOV-2007
Init. Cal. Times: 10:04 14:41
Quant Type: ESTD

COMPOUND	RRF / AMOUNT	RF0.500	MIN RRF	%D / %DRIFT	MAX %D / %DRIFT	CURVE TYPE
4 Aroclor-1016 (1)	386367	382084	0.010	1.10844	15.00000	Averaged
(2)	513944	495280	0.010	3.63146	15.00000	Averaged
(3)	435191	422662	0.010	2.87897	15.00000	Averaged
(4)	360954	350642	0.010	2.85698	15.00000	Averaged
(5)	410224	401730	0.010	2.07055	15.00000	Averaged
$ 2 Tetrachloro-m-xylene	16591308	18169120	0.000	-9.50987	15.00000	Averaged
$ 11 Decachlorobiphenyl	5885187	5681160	0.010	3.46679	15.00000	Averaged
8 Aroclor-1260 (1)	686875	662562	0.010	3.53960	15.00000	Averaged
(2)	900935	876726	0.010	2.68707	15.00000	Averaged
(3)	479638	447878	0.010	6.62174	15.00000	Averaged
(4)	1104639	1044130	0.010	5.47768	15.00000	Averaged
(5)	661392	624888	0.010	5.51925	15.00000	Averaged

Data File: \\pitsvr06\d\chem\gc10.i\11137.b\S1170601.D
Report Date: 16-Nov-2007 15:24

TE
GC-10
MR-1
HP60890

TestAmerica Pittsburgh

CONTINUING CALIBRATION COMPOUNDS

Instrument ID: gc10.i
Lab File ID: S1170601.D
Analysis Type:
Lab Sample ID: M1660
Method: \\pitsvr06\d\chem\gc10.i\11137.b\PCBA.m

Injection Date: 16-NOV-2007 14:30
Init. Cal. Date(s): 13-NOV-2007 13-NOV-2007
Init. Cal. Times: 10:04 14:41
Quant Type: ESTD

COMPOUND	RRF / AMOUNT	RF0.500	MIN RRF	%D / %DRIFT	MAX %D / %DRIFT	CURVE TYPE
4 Aroclor-1016(1)	386367	365598	0.010	5.37537	15.00000	Averaged
(2)	513944	485760	0.010	5.48381	15.00000	Averaged
(3)	435191	408634	0.010	6.10239	15.00000	Averaged
(4)	360954	343202	0.010	4.91818	15.00000	Averaged
(5)	410224	401346	0.010	2.16416	15.00000	Averaged
$ 2 Tetrachloro-m-xylene	16591308	17665160	0.000	-6.47238	15.00000	Averaged
$ 11 Decachlorobiphenyl	5885187	5456400	0.010	7.28587	15.00000	Averaged
8 Aroclor-1260(1)	686875	645938	0.010	5.95984	15.00000	Averaged
(2)	900935	848552	0.010	5.81426	15.00000	Averaged
(3)	479638	445160	0.010	7.18841	15.00000	Averaged
(4)	1104639	1025116	0.010	7.19897	15.00000	Averaged
(5)	661392	574700	0.010	13.10749	15.00000	Averaged

Data File: \\PITSVR06\D\chem\gc10.i\11137.b\S1170619.D
Report Date: 18-Nov-2007 13:47

7k
HP6840 103
M21

TestAmerica Pittsburgh

CONTINUING CALIBRATION COMPOUNDS

Instrument ID: gc10.i
Lab File ID: S1170619.D
Analysis Type:
Lab Sample ID: MH1660
Method: \\PITSVR06\D\chem\gc10.i\11137.b\PCBA.m

Injection Date: 16-NOV-2007 21:25
Init. Cal. Date(s): 13-NOV-2007 13-NOV-2007
Init. Cal. Times: 10:04 14:41
Quant Type: ESTD

COMPOUND	RRF / AMOUNT	RF1	MIN RRF	%D / %DRIFT	MAX %D / %DRIFT	CURVE TYPE
4 Aroclor-1016(1)	386367	337660	0.010	12.60633	15.00000	Averaged
(2)	513944	445342	0.010	13.34809	15.00000	Averaged
(3)	435191	385509	0.010	11.41614	15.00000	Averaged
(4)	360954	319394	0.010	11.51403	15.00000	Averaged
(5)	410224	371068	0.010	9.54501	15.00000	Averaged
$ 2 Tetrachloro-m-xylene	16591308	16202040	0.000	2.34622	15.00000	Averaged
$ 11 Decachlorobiphenyl	5885187	5751040	0.010	2.27940	15.00000	Averaged
8 Aroclor-1260(1)	686875	589829	0.010	14.12858	15.00000	Averaged
(2)	900935	806354	0.010	10.49807	15.00000	Averaged
(3)	479638	429896	0.010	10.37081	15.00000	Averaged
(4)	1104639	993985	0.010	10.01717	15.00000	Averaged
(5)	661392	564129	0.010	14.70578	15.00000	Averaged

Data File: \\PITSVR06\D\chem\gc10.i\11137.b\S1170649.D
Report Date: 20-Nov-2007 05:09

TE
HP689010S
MRL

TestAmerica Pittsburgh

CONTINUING CALIBRATION COMPOUNDS

Instrument ID: gc10.i
Lab File ID: S1170649.D
Analysis Type:
Lab Sample ID: M1660
Method: \\PITSVR06\D\chem\gc10.i\11137.b\PCBA.m

Injection Date: 19-NOV-2007 10:39
Init. Cal. Date(s): 13-NOV-2007 13-NOV-2007
Init. Cal. Times: 10:04 14:41
Quant Type: ESTD

COMPOUND	RRF / AMOUNT	RF0.500	MIN RRF	%D / %DRIFT	MAX %D / %DRIFT	CURVE TYPE
4 Aroclor-1016(1)	386367	369288	0.010	4.42032	15.00000	Averaged
(2)	513944	502726	0.010	2.18267	15.00000	Averaged
(3)	435191	410518	0.010	5.66947	15.00000	Averaged
(4)	360954	349212	0.010	3.25315	15.00000	Averaged
(5)	410224	403252	0.010	1.69953	15.00000	Averaged
$ 2 Tetrachloro-m-xylene	16591308	17924440	0.000	-8.03512	15.00000	Averaged
$ 11 Decachlorobiphenyl	5885187	6703840	0.010	-13.91040	15.00000	Averaged
8 Aroclor-1260(1)	686875	663292	0.010	3.43332	15.00000	Averaged
(2)	900935	874024	0.010	2.98698	15.00000	Averaged
(3)	479638	483468	0.010	-0.79844	15.00000	Averaged
(4)	1104639	1117004	0.010	-1.11941	15.00000	Averaged
(5)	661392	645904	0.010	2.34171	15.00000	Averaged

Data File: \\PITSVR06\D\chem\gc10.i\11137.b\S1170667.D
Report Date: 20-Nov-2007 05:40

7E
HP6890 10S
MR1

TestAmerica Pittsburgh

CONTINUING CALIBRATION COMPOUNDS

Instrument ID: gc10.i
Lab File ID: S1170667.D
Analysis Type:
Lab Sample ID: MH1660
Method: \\PITSVR06\D\chem\gc10.i\11137.b\PCBA.m

Injection Date: 19-NOV-2007 17:53
Init. Cal. Date(s): 13-NOV-2007 13-NOV-2007
Init. Cal. Times: 10:04 14:41
Quant Type: ESTD

COMPOUND	RRF / AMOUNT	RF1	MIN RRF	%D / %DRIFT	MAX %D / %DRIFT	CURVE TYPE
4 Aroclor-1016(1)	386367	343990	0.010	10.96799	15.00000	Averaged
(2)	513944	455680	0.010	11.33659	15.00000	Averaged
(3)	435191	397564	0.010	8.64610	15.00000	Averaged
(4)	360954	335598	0.010	7.02482	15.00000	Averaged
(5)	410224	395372	0.010	3.62044	15.00000	Averaged
$ 2 Tetrachloro-m-xylene	16591308	16528680	0.000	0.37747	15.00000	Averaged
$ 11 Decachlorobiphenyl	5885187	6467020	0.010	-9.88640	15.00000	Averaged
8 Aroclor-1260(1)	686875	638389	0.010	7.05887	15.00000	Averaged
(2)	900935	842934	0.010	6.43784	15.00000	Averaged
(3)	479638	459397	0.010	4.22014	15.00000	Averaged
(4)	1104639	1048376	0.010	5.09330	15.00000	Averaged
(5)	661392	617530	0.010	6.63175	15.00000	Averaged

8D
PESTICIDE ANALYTICAL SEQUENCE

Lab Name: Contract:

Lab Code: Case No.: SAS No.: SDG No.: C7K020180

GC Column: MR-1 ID: 0.53 (mm) Init. Calib. Date(s): 11/13/07 11/13/07

Instrument ID: GC10

THE ANALYTICAL SEQUENCE OF PERFORMANCE EVALUATION MIXTURES, BLANKS, SAMPLES, AND STANDARDS IS GIVEN BELOW:

	MEAN SURROGATE RT FROM INITIAL CALIBRATION							
	EPA SAMPLE NO.	LAB SAMPLE ID	DATE ANALYZED	TIME ANALYZED	RT	#	RT	#
01		M2154	11/13/07	1004				
02		M1232	11/13/07	1027				
03		M1242	11/13/07	1050				
04		M1248	11/13/07	1113				
05		M1262	11/13/07	1136				
06		M1268	11/13/07	1159				
07		XL1660	11/13/07	1222				
08		L1660	11/13/07	1245				
09		ML1660	11/13/07	1308				
10		M1660	11/13/07	1331				
11		MH1660	11/13/07	1354				
12		H1660	11/13/07	1418				
13		XH1660	11/13/07	1441				
14		2M2154	11/13/07	1504				
15		2M1232	11/13/07	1527				
16		2M1242	11/13/07	1550				
17		2M1248	11/13/07	1613				
18		2M1262	11/13/07	1636				
19		2M1268	11/13/07	1659				
20		2M1660	11/13/07	1722				
21		~~M1660~~	~~11/16/07~~	~~0104~~				
22	MPH 11-27-07	M2154	11/16/07	0127				
23		M1232	11/16/07	0150				
24		M1242	11/16/07	0213				
25		M1248	11/16/07	0236				
26		M1262	11/16/07	0259				
27		M1268	11/16/07	0322				
28		M1660	11/16/07	0345				
29		M1660	11/16/07	1430				
30	FMC-24	KAEM31AT	11/16/07	1453				
31	FMC-9	KAERC1AT	11/16/07	1516				
32	FMC-10	KAERF1AT	11/16/07	1539				
				QC LIMITS				

Column used to flag retention time values with an asterisk.
* Values outside of QC limits.

8D
PESTICIDE ANALYTICAL SEQUENCE

Lab Name: Contract:

Lab Code: Case No.: SAS No.: SDG No.: C7K020180

GC Column: MR-1 ID: 0.53 (mm) Init. Calib. Date(s): 11/13/07 11/13/07

Instrument ID: GC10

THE ANALYTICAL SEQUENCE OF PERFORMANCE EVALUATION MIXTURES, BLANKS, SAMPLES, AND STANDARDS IS GIVEN BELOW:

		MEAN SURROGATE RT FROM INITIAL CALIBRATION				
	EPA SAMPLE NO.	LAB SAMPLE ID	DATE ANALYZED	TIME ANALYZED	RT #	RT #
01	FMC-11	KAERJ1AT	11/16/07	1602		
02	FMC-12	KAERM1AT	11/16/07	1625		
03	FMC-13	KAERT1AT	11/16/07	1648		
04	FMC-14	KAER01AT	11/16/07	1711		
05	FMC-15	KAETX1AT	11/16/07	1734		
06	FMC-15MS	KAETX1A0	11/16/07	1757		
07	FMC-15MSD	KAETX1A1	11/16/07	1820		
08	FMC-16	KAET31AT	11/16/07	1843		
09	FMC-17	KAET71AT	11/16/07	1906		
10	FMC-18	KAEVC1AT	11/16/07	1929		
11	FMC-19	KAEVF1AT	11/16/07	1952		
12	FMC-20	KAEVN1AT	11/16/07	2015		
13	FMC-21	KAEV01AT	11/16/07	2038		
14	FMC-22	KAEV31AT	11/16/07	2102		
15		MH1660	11/16/07	2125		
16		M2154	11/19/07	0821		
17		M1232	11/19/07	0844		
18		M1242	11/19/07	0907		
19		M1248	11/19/07	0930		
20		M1262	11/19/07	0953		
21		M1268	11/19/07	1016		
22		M1660	11/19/07	1039		
23	FMC-23	KAEV91AT	11/19/07	1127		
24	FMC-3	KAEWD1AT	11/19/07	1150		
25	FMC-4	KAEWN1AT	11/19/07	1212		
26	FMC-5	KAEWQ1AT	11/19/07	1235		
27	FMC-6	KAEWX1AT	11/19/07	1258		
28	PBLK3011	KAVQE1AA	11/19/07	1320		
29	LCS3011	KAVQE1AC	11/19/07	1343		
30	FMC-7	KAEW11AT	11/19/07	1406		
31	FMC-7MS	KAEW11A1	11/19/07	1429		
32	FMC-7MSD	KAEW11A2	11/19/07	1451		

QC LIMITS

Column used to flag retention time values with an asterisk.
* Values outside of QC limits.

8D
PESTICIDE ANALYTICAL SEQUENCE

Lab Name: Contract:

Lab Code: Case No.: SAS No.: SDG No.: C7K020180

GC Column: MR-1 ID: 0.53 (mm) Init. Calib. Date(s): 11/13/07 11/13/07

Instrument ID: GC10

THE ANALYTICAL SEQUENCE OF PERFORMANCE EVALUATION MIXTURES, BLANKS, SAMPLES, AND STANDARDS IS GIVEN BELOW:

	MEAN SURROGATE RT FROM INITIAL CALIBRATION					
	EPA SAMPLE NO.	LAB SAMPLE ID	DATE ANALYZED	TIME ANALYZED	RT #	RT #
01	FMC-8	KAEW51AT	11/19/07	1514		
02	FMC-25	KAEW91AT	11/19/07	1537		
03	FMC-26	KAEXG1AT	11/19/07	1559		
04	PBLK4016	KA01J1AA	11/19/07	1622		
05	LCS4016	KA01J1AC	11/19/07	1645		
06	~~FMC-26~~	~~KAE2J1AL~~	~~11/19/07~~	~~1707~~		
07	~~PBLK7199~~	~~KAHPM1AA~~	~~11/19/07~~	~~1730~~		
08	MH1660	MH1660	11/19/07	1753		
09						
10						
11						
12						
13						
14						
15						
16						
17						
18						
19						
20						
21						
22						
23						
24						
25						
26						
27						
28						
29						
30						
31						
32						

QC LIMITS

Column used to flag retention time values with an asterisk.
* Values outside of QC limits.

TestAmerica

THE LEADER IN ENVIRONMENTAL TESTING

ANALYTICAL REPORT

Job Number: 580-8004-1

Job Description: Martin State Airport .

For:
TestAmerica Laboratories, Inc.
301 Alpha Drive
RIDC Park
Pittsburgh, PA 15238

Attention: Ms. Veronica Bortot



Katie Downie
Project Manager II
katie.downie@testamericainc.com
11/28/2007

TestAmerica Tacoma is a part of TestAmerica Laboratories, Inc.

This report is issued solely for the use of the person or company to whom it is addressed. Any use, copying or disclosure other than by the intended recipient is unauthorized. If you have received this report in error, please notify the sender immediately at 253-922-2310 and destroy this report immediately.

TestAmerica Laboratories, Inc.
TestAmerica Tacoma 5755 8th Street East, Tacoma, WA 98424
Tel (253) 922-2310 Fax (253) 922-5047 www.testamericainc.com

ACCREDITED IN ACCORDANCE WITH nelac

Table of Contents

Cover Title Page 1
Report Narrative 3
Method Summary 4
Sample Summary 5
Sample Datasheets 6
Data Qualifiers 35
Qc Association Summary 36
Surrogate Recovery Report 39
Qc Reports 41
Client Chain of Custody 49
Raw Data 66

CASE NARRATIVE

Client: TestAmerica Pittsburgh
for
Tetra Tech NUS

Project: Martin State Airport

Report Number: 580-8004-1

This case narrative is in the form of an exception report, where only the anomalies related to this report, method specific performance and/or QA/QC issues are discussed. If there are no issues to report, this narrative will include a statement that documents that there are no relevant data issues.

Calculations are performed before rounding to avoid round-off errors in calculated results.

All holding times were met and proper preservation noted for the methods performed on these samples, unless otherwise detailed in the individual sections below.

The samples were originally shipped to TestAmerica Burlington, and forwarded to TestAmerica Tacoma, where they were received on 11/03/2007. The samples arrived in good condition, except for FMC 23, which was broken prior to receipt by TestAmerica Burlington. The samples were properly preserved and on ice. The temperatures of the coolers at receipt were 3.1 °C and –1.4 °C. Additional sample volume for sample FMC 23 was received from TestAmerica Pittsburgh on 11/07/2007, cooler temperatire was 3.3 °C.

ORGANOTINS BY GC/MS

Samples 580-8004-1 through 580-8004-24 were analyzed for organotins by GC/MS in accordance with the Krone Method. The samples were prepared on 11/05/2007 and 11/07/2007 and analyzed on 11/07/2007 and 11/08/2007.

Tetra-n-butyltin failed the MS/MSD recovery criteria low for the matrix spike duplicate of sample 580-8004-1. Tetra-n-butyltin exceeded the MS/MSD RPD limit, due to the low recovery of this analyte in the MSD. No corrective action was taken, as the recoveries and RPD for the LCS/LCSD were acceptable.

No other difficulties were encountered during the organotin analyses.

All other quality control parameters were within the acceptance limits.

PERCENT SOLIDS

Samples 580-8004-1 through 580-8004-24 were analyzed for percent solids in accordance with EPA Method 160.3 Modified. The samples were analyzed on 11/07/2007 and 11/08/2007.

No difficulties were encountered during the percent solids analyses.

All quality control parameters were within the acceptance limits.

This case narrative is available in Word format upon request.

METHOD SUMMARY

Client: TestAmerica Laboratories, Inc.

Job Number: 580-8004-1

Description	Lab Location	Method	Preparation Method
Matrix: Solid			
Organotins by GC/MS (PSEP) Protocol	TAL TAC	Organotins	
Organotins by GC/MS (PSEP) Protocol, Prep (Solid)	TAL TAC		Organotin Prep

Lab References:

TAL TAC = TestAmerica Tacoma

Method References:

SAMPLE SUMMARY

Client: TestAmerica Laboratories, Inc.

Job Number: 580-8004-1

Lab Sample ID	Client Sample ID	Client Matrix	Date/Time Sampled	Date/Time Received
580-8004-1	FMC 25	Solid	11/01/2007 0000	11/03/2007 1035
580-8004-2	FMC 26	Solid	11/01/2007 0000	11/03/2007 1035
580-8004-3	FMC 15	Solid	10/31/2007 0000	11/03/2007 1035
580-8004-4	FMC 16	Solid	10/31/2007 0000	11/03/2007 1035
580-8004-5	FMC 17	Solid	10/31/2007 0000	11/03/2007 1035
580-8004-6	FMC 18	Solid	10/31/2007 0000	11/03/2007 1035
580-8004-7	FMC 19	Solid	10/31/2007 0000	11/03/2007 1035
580-8004-8	FMC 20	Solid	10/31/2007 0000	11/03/2007 1035
580-8004-9	FMC 21	Solid	10/31/2007 0000	11/03/2007 1035
580-8004-10	FMC 22	Solid	10/31/2007 0000	11/03/2007 1035
580-8004-11	FMC 23	Solid	10/31/2007 0000	11/03/2007 1035
580-8004-12	FMC 3	Solid	10/31/2007 0000	11/03/2007 1035
580-8004-13	FMC 4	Solid	10/31/2007 0000	11/03/2007 1035
580-8004-14	FMC 5	Solid	10/31/2007 0000	11/03/2007 1035
580-8004-15	FMC 6	Solid	10/31/2007 0000	11/03/2007 1035
580-8004-16	FMC 7	Solid	10/31/2007 0000	11/03/2007 1035
580-8004-17	FMC 8	Solid	10/31/2007 0000	11/03/2007 1035
580-8004-18	FMC 24	Solid	10/30/2007 0000	11/03/2007 1035
580-8004-19	FMC 9	Solid	10/30/2007 0000	11/03/2007 1035
580-8004-20	FMC 10	Solid	10/30/2007 0000	11/03/2007 1035
580-8004-21	FMC 11	Solid	10/30/2007 0000	11/03/2007 1035
580-8004-22	FMC 12	Solid	10/30/2007 0000	11/03/2007 1035
580-8004-23	FMC 13	Solid	10/30/2007 0000	11/03/2007 1035
580-8004-24	FMC 14	Solid	10/30/2007 0000	11/03/2007 1035

Downie, Katie

From: Dusablon, Kris
Sent: Friday, November 02, 2007 2:33 PM
To: Downie, Katie
Cc: Hall, Barb
Subject: Martin State Airport Samples

For the Tetra Tech Samples received here by mistake, sample FMC 23 was received broken.

Kris

KRISTINE DUSABLON
Project Manager

TestAmerica
THE LEADER IN ENVIRONMENTAL TESTING

30 Community Drive, Suite 11
South Burlington, VT 05403
Tel 802.660.1990 I Direct 802.923.1022 I Fax 802.660.1919
www.testamericainc.com www.stl-inc.com

From: Downie, Katie
Sent: Friday, November 02, 2007 5:29 PM
To: Dusablon, Kris
Subject: Saturday Fed Ex instructions

Kris,

We do not have anyone here at the lab on Saturdays, so would appreciate you sending the samples according to the attached. I will be coming into the lab about midday, and can stop and pick any coolers up on my way in.

Katie Downie
Project Manager

TestAmerica
THE LEADER IN ENVIRONMENTAL TESTING

5755 8th Street East
Tacoma WA 98424
253-922-2310x135 | 253-922-5047 Fax
www.testamericainc.com www.stl-inc.com

My new email address is katie.downie@testamericainc.com

Bortot, Veronica

From: Kreps, Kathy
Sent: Wednesday, October 24, 2007 6:43 PM
To: Bortot, Veronica
Subject: RE: TestAmerica Pittsburgh - Quote #18001572 - Tetra Tech NUS Inc - Martin State Airport Add-on Proposal

Veronica,

We need a 4 oz glass jar for the tributyltins. By the way, now that we're TestAmerica, we're called 'Tacoma' instead of 'Seattle' (although the quote module still calls us Seattle).

We aren't sure about TtNUS version 7 EDD. We haven't done any work for TtNUS out here - we looked at the EDD specs that Barb had sent us and they look relatively easy, but we don't see this option in TALS. We will forward the specifications to the TALS helpdesk to see what they can do, but this is not usually a quick fix. Otherwise, we might be able to take our STL Standard EDD out of TALS and tweak it a little.

The bottom line is we can get the analysis done in 7 days, but not sure on the EDD.

Kathy

KATHY E. KREPS
Laboratory Director

TestAmerica
THE LEADER IN ENVIRONMENTAL TESTING

5755 8th Street East
Tacoma, WA 98424
Tel 253.922.2310 ext 114 | Fax 253.922.5047
www.testamericainc.com www.stl-inc.com

-----Original Message-----
From: Bortot, Veronica
Sent: Wednesday, October 24, 2007 3:05 PM
To: Reynolds, John; Kreps, Kathy
Subject: RE: TestAmerica Pittsburgh - Quote #18001572 - Tetra Tech NUS Inc - Martin State Airport Add-on Proposal

John/ Kathy,

what type of bottles do you need for the parameters that are coming your way? (perchlorates KNOX; tributyltins SEA) Kathy, can Seattle provide the client with the TTNUS version 7 EDD?

-----Original Message-----
From: Hall, Barb
Sent: Wednesday, October 24, 2007 9:57 AM

small blue cooler

Joseph Mast TAC-TC 11/7/07 @ 0945 3.3°C
TP 0.5°C

DATA REPORTING QUALIFIERS

Client: TestAmerica Laboratories, Inc.

Job Number: 580-8004-1

Lab Section	Qualifier	Description
GC/MS Semi VOA		
	F	MS or MSD exceeds the control limits
	F	RPD of the MS and MSD exceeds the control limits

Client: TestAmerica Laboratories, Inc.

Job Number: 580-8004-1

QC Association Summary

Lab Sample ID	Client Sample ID	Report Basis	Client Matrix	Method	Prep Batch
GC/MS Semi VOA					
Prep Batch: 580-25378					
LCS 580-25378/2-A	Lab Control Spike	T	Solid	Organotin Prep	
LCSD 580-25378/3-A	Lab Control Spike Duplicate	T	Solid	Organotin Prep	
MB 580-25378/1-A	Method Blank	T	Solid	Organotin Prep	
580-8004-1	FMC 25	T	Solid	Organotin Prep	
580-8004-1MS	Matrix Spike	T	Solid	Organotin Prep	
580-8004-1MSD	Matrix Spike Duplicate	T	Solid	Organotin Prep	
580-8004-2	FMC 26	T	Solid	Organotin Prep	
580-8004-3	FMC 15	T	Solid	Organotin Prep	
580-8004-4	FMC 16	T	Solid	Organotin Prep	
580-8004-5	FMC 17	T	Solid	Organotin Prep	
580-8004-6	FMC 18	T	Solid	Organotin Prep	
580-8004-7	FMC 19	T	Solid	Organotin Prep	
580-8004-8	FMC 20	T	Solid	Organotin Prep	
580-8004-9	FMC 21	T	Solid	Organotin Prep	
580-8004-10	FMC 22	T	Solid	Organotin Prep	
580-8004-12	FMC 3	T	Solid	Organotin Prep	
580-8004-13	FMC 4	T	Solid	Organotin Prep	
580-8004-14	FMC 5	T	Solid	Organotin Prep	
580-8004-15	FMC 6	T	Solid	Organotin Prep	
580-8004-16	FMC 7	T	Solid	Organotin Prep	
580-8004-17	FMC 8	T	Solid	Organotin Prep	
580-8004-18	FMC 24	T	Solid	Organotin Prep	
580-8004-19	FMC 9	T	Solid	Organotin Prep	
580-8004-20	FMC 10	T	Solid	Organotin Prep	
580-8004-21	FMC 11	T	Solid	Organotin Prep	
Prep Batch: 580-25386					
LCS 580-25386/2-A	Lab Control Spike	T	Solid	Organotin Prep	
LCSD 580-25386/3-A	Lab Control Spike Duplicate	T	Solid	Organotin Prep	
MB 580-25386/1-A	Method Blank	T	Solid	Organotin Prep	
580-8004-22	FMC 12	T	Solid	Organotin Prep	
580-8004-22MS	Matrix Spike	T	Solid	Organotin Prep	
580-8004-22MSD	Matrix Spike Duplicate	T	Solid	Organotin Prep	
580-8004-23	FMC 13	T	Solid	Organotin Prep	
580-8004-24	FMC 14	T	Solid	Organotin Prep	
Prep Batch: 580-25466					
LCS 580-25466/2-A	Lab Control Spike	T	Solid	Organotin Prep	
LCSD 580-25466/3-A	Lab Control Spike Duplicate	T	Solid	Organotin Prep	
MB 580-25466/1-A	Method Blank	T	Solid	Organotin Prep	
580-8004-11	FMC 23	T	Solid	Organotin Prep	

Client: TestAmerica Laboratories, Inc.

Job Number: 580-8004-1

QC Association Summary

Lab Sample ID	Client Sample ID	Report Basis	Client Matrix	Method	Prep Batch
GC/MS Semi VOA					
Analysis Batch:580-25618					
LCS 580-25386/2-A	Lab Control Spike	T	Solid	Organotins	580-25386
LCSD 580-25386/3-A	Lab Control Spike Duplicate	T	Solid	Organotins	580-25386
MB 580-25386/1-A	Method Blank	T	Solid	Organotins	580-25386
580-8004-22	FMC 12	T	Solid	Organotins	580-25386
580-8004-22MS	Matrix Spike	T	Solid	Organotins	580-25386
580-8004-22MSD	Matrix Spike Duplicate	T	Solid	Organotins	580-25386
580-8004-23	FMC 13	T	Solid	Organotins	580-25386
580-8004-24	FMC 14	T	Solid	Organotins	580-25386
Analysis Batch:580-25682					
LCS 580-25378/2-A	Lab Control Spike	T	Solid	Organotins	580-25378
LCSD 580-25378/3-A	Lab Control Spike Duplicate	T	Solid	Organotins	580-25378
MB 580-25378/1-A	Method Blank	T	Solid	Organotins	580-25378
LCS 580-25466/2-A	Lab Control Spike	T	Solid	Organotins	580-25466
LCSD 580-25466/3-A	Lab Control Spike Duplicate	T	Solid	Organotins	580-25466
MB 580-25466/1-A	Method Blank	T	Solid	Organotins	580-25466
580-8004-1	FMC 25	T	Solid	Organotins	580-25378
580-8004-1MS	Matrix Spike	T	Solid	Organotins	580-25378
580-8004-1MSD	Matrix Spike Duplicate	T	Solid	Organotins	580-25378
580-8004-2	FMC 26	T	Solid	Organotins	580-25378
580-8004-3	FMC 15	T	Solid	Organotins	580-25378
580-8004-4	FMC 16	T	Solid	Organotins	580-25378
580-8004-5	FMC 17	T	Solid	Organotins	580-25378
580-8004-6	FMC 18	T	Solid	Organotins	580-25378
580-8004-7	FMC 19	T	Solid	Organotins	580-25378
580-8004-8	FMC 20	T	Solid	Organotins	580-25378
580-8004-9	FMC 21	T	Solid	Organotins	580-25378
580-8004-10	FMC 22	T	Solid	Organotins	580-25378
580-8004-11	FMC 23	T	Solid	Organotins	580-25466
580-8004-12	FMC 3	T	Solid	Organotins	580-25378
580-8004-13	FMC 4	T	Solid	Organotins	580-25378
580-8004-14	FMC 5	T	Solid	Organotins	580-25378
580-8004-15	FMC 6	T	Solid	Organotins	580-25378
580-8004-16	FMC 7	T	Solid	Organotins	580-25378
580-8004-17	FMC 8	T	Solid	Organotins	580-25378
580-8004-18	FMC 24	T	Solid	Organotins	580-25378
580-8004-19	FMC 9	T	Solid	Organotins	580-25378
580-8004-20	FMC 10	T	Solid	Organotins	580-25378
580-8004-21	FMC 11	T	Solid	Organotins	580-25378

Report Basis
T = Total

Client: TestAmerica Laboratories, Inc.

Job Number: 580-8004-1

QC Association Summary

Lab Sample ID	Client Sample ID	Report Basis	Client Matrix	Method	Prep Batch
General Chemistry					
Analysis Batch:580-25442					
580-8004-1	FMC 25	T	Solid	PercentMoisture	
580-8004-2	FMC 26	T	Solid	PercentMoisture	
580-8004-3	FMC 15	T	Solid	PercentMoisture	
580-8004-4	FMC 16	T	Solid	PercentMoisture	
580-8004-5	FMC 17	T	Solid	PercentMoisture	
580-8004-6	FMC 18	T	Solid	PercentMoisture	
580-8004-7	FMC 19	T	Solid	PercentMoisture	
580-8004-8	FMC 20	T	Solid	PercentMoisture	
580-8004-9	FMC 21	T	Solid	PercentMoisture	
580-8004-10	FMC 22	T	Solid	PercentMoisture	
580-8004-12	FMC 3	T	Solid	PercentMoisture	
580-8004-13	FMC 4	T	Solid	PercentMoisture	
580-8004-14	FMC 5	T	Solid	PercentMoisture	
580-8004-15	FMC 6	T	Solid	PercentMoisture	
580-8004-16	FMC 7	T	Solid	PercentMoisture	
580-8004-17	FMC 8	T	Solid	PercentMoisture	
580-8004-18	FMC 24	T	Solid	PercentMoisture	
580-8004-19	FMC 9	T	Solid	PercentMoisture	
580-8004-20	FMC 10	T	Solid	PercentMoisture	
580-8004-21	FMC 11	T	Solid	PercentMoisture	
580-8004-22	FMC 12	T	Solid	PercentMoisture	
580-8004-23	FMC 13	T	Solid	PercentMoisture	
580-8004-24	FMC 14	T	Solid	PercentMoisture	
Analysis Batch:580-25498					
580-8004-11	FMC 23	T	Solid	PercentMoisture	

Report Basis
T = Total

Client: TestAmerica Laboratories, Inc.

Job Number: 580-8004-1

Surrogate Recovery Report

Organotins Organotins by GC/MS (PSEP) Protocol

Client Matrix: Solid

Lab Sample ID	Client Sample ID	TPT %Rec
580-8004-1	FMC 25	81
580-8004-2	FMC 26	65
580-8004-3	FMC 15	62
580-8004-4	FMC 16	67
580-8004-5	FMC 17	73
580-8004-6	FMC 18	85
580-8004-7	FMC 19	73
580-8004-8	FMC 20	80
580-8004-9	FMC 21	63
580-8004-10	FMC 22	73
580-8004-11	FMC 23	83
580-8004-12	FMC 3	76
580-8004-13	FMC 4	71
580-8004-14	FMC 5	79
580-8004-15	FMC 6	69
580-8004-16	FMC 7	59
580-8004-17	FMC 8	75
580-8004-18	FMC 24	62
580-8004-19	FMC 9	54
580-8004-20	FMC 10	75
580-8004-21	FMC 11	45
580-8004-22	FMC 12	74
580-8004-23	FMC 13	80
580-8004-24	FMC 14	75
MB 580-25378/1-A		82
MB 580-25386/1-A		84
MB 580-25466/1-A		75
LCS 580-25378/2-A		99
LCS 580-25386/2-A		99

Surrogate	Acceptance Limits
TPT = Tripentyltin	42-192

Client: TestAmerica Laboratories, Inc.

Job Number: 580-8004-1

Surrogate Recovery Report

Organotins Organotins by GC/MS (PSEP) Protocol

Client Matrix: Solid

Lab Sample ID	Client Sample ID	TPT %Rec
LCS 580-25466/2-A		98
LCSD 580-25378/3-A		89
LCSD 580-25386/3-A		98
LCSD 580-25466/3-A		90
580-8004-1 MS	FMC 25 MS	74
580-8004-22 MS	FMC 12 MS	79
580-8004-1 MSD	FMC 25 MSD	68
580-8004-22 MSD	FMC 12 MSD	78

Surrogate	Acceptance Limits
TPT = Tripentyltin	42-192

Client: TestAmerica Laboratories, Inc.

Job Number: 580-8004-1

Method Blank - Batch: 580-25378

Method: Organotins
Preparation: Organotin Prep

Lab Sample ID: MB 580-25378/1-A
Client Matrix: Solid
Dilution: 1.0
Date Analyzed: 11/07/2007 2021
Date Prepared: 11/05/2007 1145

Analysis Batch: 580-25682
Prep Batch: 580-25378
Units: ug/Kg

Instrument ID: SEA008
Lab File ID: L25757.D
Initial Weight/Volume: 15.0000 g
Final Weight/Volume: 20 mL
Injection Volume:

Analyte	Result	Qual	MDL	RL
Dibutyltin	ND		0.36	1.3
Monobutyltin	ND		0.21	1.3
Tetra-n-butyltin	ND		1.2	3.6
Tributyltin	ND		0.35	1.3

Surrogate	% Rec	Acceptance Limits
Tripentyltin	82	42 - 192

Lab Control Spike/
Lab Control Spike Duplicate Recovery Report - Batch: 580-25378

Method: Organotins
Preparation: Organotin Prep

LCS Lab Sample ID: LCS 580-25378/2-A
Client Matrix: Solid
Dilution: 1.0
Date Analyzed: 11/07/2007 2045
Date Prepared: 11/05/2007 1145

Analysis Batch: 580-25682
Prep Batch: 580-25378
Units: ug/Kg

Instrument ID: SEA008
Lab File ID: L25758.D
Initial Weight/Volume: 15.0000 g
Final Weight/Volume: 20 mL
Injection Volume:

LCSD Lab Sample ID: LCSD 580-25378/3-A
Client Matrix: Solid
Dilution: 1.0
Date Analyzed: 11/07/2007 2109
Date Prepared: 11/05/2007 1145

Analysis Batch: 580-25682
Prep Batch: 580-25378
Units: ug/Kg

Instrument ID: SEA008
Lab File ID: L25759.D
Initial Weight/Volume: 15.0000 g
Final Weight/Volume: 20 mL
Injection Volume:

Analyte	% Rec. LCS	LCSD	Limit	RPD	RPD Limit	LCS Qual	LCSD Qua
Dibutyltin	74	72	32 - 114	4	30		
Monobutyltin	50	43	21 - 99	14	36		
Tetra-n-butyltin	56	56	42 - 124	0	25		
Tributyltin	83	77	29 - 110	7	28		

Surrogate	LCS % Rec	LCSD % Rec	Acceptance Limits
Tripentyltin	99	89	42 - 192

Calculations are performed before rounding to avoid round-off errors in calculated results.

Client: TestAmerica Laboratories, Inc.

Job Number: 580-8004-1

Laboratory Control/
Laboratory Duplicate Data Report - Batch: 580-25378

Method: Organotins
Preparation: Organotin Prep

LCS Lab Sample ID: LCS 580-25378/2-A
Client Matrix: Solid
Dilution: 1.0
Date Analyzed: 11/07/2007 2045
Date Prepared: 11/05/2007 1145

Units: ug/Kg

LCSD Lab Sample ID: LCSD 580-25378/3-A
Client Matrix: Solid
Dilution: 1.0
Date Analyzed: 11/07/2007 2109
Date Prepared: 11/05/2007 1145

Analyte	LCS Spike Amount	LCSD Spike Amount	LCS Result/Qual	LCSD Result/Qual
Dibutyltin	102	102	76.2	73.1
Monobutyltin	83.1	83.1	41.5	36.1
Tetra-n-butyltin	133	133	74.0	74.1
Tributyltin	119	119	98.4	91.7

Matrix Spike/
Matrix Spike Duplicate Recovery Report - Batch: 580-25378

Method: Organotins
Preparation: Organotin Prep

MS Lab Sample ID: 580-8004-1
Client Matrix: Solid
Dilution: 1.0
Date Analyzed: 11/07/2007 2133
Date Prepared: 11/05/2007 1145

Analysis Batch: 580-25682
Prep Batch: 580-25378

Instrument ID: SEA008
Lab File ID: L25760.D
Initial Weight/Volume: 15.1616 g
Final Weight/Volume: 20 mL
Injection Volume:

MSD Lab Sample ID: 580-8004-1
Client Matrix: Solid
Dilution: 1.0
Date Analyzed: 11/07/2007 2157
Date Prepared: 11/05/2007 1145

Analysis Batch: 580-25682
Prep Batch: 580-25378

Instrument ID: SEA008
Lab File ID: L25761.D
Initial Weight/Volume: 15.3485 g
Final Weight/Volume: 20 mL
Injection Volume:

Analyte	% Rec. MS	% Rec. MSD	Limit	RPD	RPD Limit	MS Qual	MSD Qual
Dibutyltin	62	57	32 - 114	9	30		
Monobutyltin	31	30	21 - 99	7	36		
Tetra-n-butyltin	53	39	42 - 124	31	25		F
Tributyltin	57	51	29 - 110	11	28		

Surrogate	MS % Rec	MSD % Rec	Acceptance Limits
Tripentyltin	74	68	42 - 192

Calculations are performed before rounding to avoid round-off errors in calculated results.

Client: TestAmerica Laboratories, Inc.

Job Number: 580-8004-1

Matrix Spike/
Matrix Spike Duplicate Data Report - Batch: 580-25378

Method: Organotins
Preparation: Organotin Prep

MS Lab Sample ID: 580-8004-1
Client Matrix: Solid
Dilution: 1.0
Date Analyzed: 11/07/2007 2133
Date Prepared: 11/05/2007 1145

Units: ug/Kg

MSD Lab Sample ID: 580-8004-1
Client Matrix: Solid
Dilution: 1.0
Date Analyzed: 11/07/2007 2157
Date Prepared: 11/05/2007 1145

Analyte	Sample Result/Qual	MS Spike Amount	MSD Spike Amount	MS Result/Qual	MSD Result/Qual	
Dibutyltin	ND	348	343	217	197	
Monobutyltin	ND	283	279	89.0	83.1	
Tetra-n-butyltin	ND	453	448	241	176	F
Tributyltin	ND	404	399	228	205	

Calculations are performed before rounding to avoid round-off errors in calculated results.

Client: TestAmerica Laboratories, Inc.

Job Number: 580-8004-1

Method Blank - Batch: 580-25386

Method: Organotins
Preparation: Organotin Prep

Lab Sample ID: MB 580-25386/1-A
Client Matrix: Solid
Dilution: 1.0
Date Analyzed: 11/08/2007 0730
Date Prepared: 11/05/2007 1325

Analysis Batch: 580-25618
Prep Batch: 580-25386
Units: ug/Kg

Instrument ID: SEA008
Lab File ID: L25784.D
Initial Weight/Volume: 15.0000 g
Final Weight/Volume: 20 mL
Injection Volume:

Analyte	Result	Qual	MDL	RL
Dibutyltin	ND		0.36	1.3
Monobutyltin	ND		0.21	1.3
Tetra-n-butyltin	ND		1.2	3.6
Tributyltin	ND		0.35	1.3

Surrogate	% Rec	Acceptance Limits
Tripentyltin	84	42 - 192

Lab Control Spike/
Lab Control Spike Duplicate Recovery Report - Batch: 580-25386

Method: Organotins
Preparation: Organotin Prep

LCS Lab Sample ID: LCS 580-25386/2-A
Client Matrix: Solid
Dilution: 1.0
Date Analyzed: 11/08/2007 0754
Date Prepared: 11/05/2007 1325

Analysis Batch: 580-25618
Prep Batch: 580-25386
Units: ug/Kg

Instrument ID: SEA008
Lab File ID: L25785.D
Initial Weight/Volume: 15.0000 g
Final Weight/Volume: 20 mL
Injection Volume:

LCSD Lab Sample ID: LCSD 580-25386/3-A
Client Matrix: Solid
Dilution: 1.0
Date Analyzed: 11/08/2007 0818
Date Prepared: 11/05/2007 1325

Analysis Batch: 580-25618
Prep Batch: 580-25386
Units: ug/Kg

Instrument ID: SEA008
Lab File ID: L25786.D
Initial Weight/Volume: 15.0000 g
Final Weight/Volume: 20 mL
Injection Volume:

Analyte	% Rec. LCS	LCSD	Limit	RPD	RPD Limit	LCS Qual	LCSD Qua
Dibutyltin	79	76	32 - 114	4	30		
Monobutyltin	47	48	21 - 99	2	36		
Tetra-n-butyltin	63	70	42 - 124	10	25		
Tributyltin	80	78	29 - 110	3	28		

Surrogate	LCS % Rec	LCSD % Rec	Acceptance Limits
Tripentyltin	99	98	42 - 192

Calculations are performed before rounding to avoid round-off errors in calculated results.

Client: TestAmerica Laboratories, Inc.

Job Number: 580-8004-1

Laboratory Control/
Laboratory Duplicate Data Report - Batch: 580-25386

Method: Organotins
Preparation: Organotin Prep

LCS Lab Sample ID: LCS 580-25386/2-A
Client Matrix: Solid
Dilution: 1.0
Date Analyzed: 11/08/2007 0754
Date Prepared: 11/05/2007 1325

Units: ug/Kg

LCSD Lab Sample ID: LCSD 580-25386/3-A
Client Matrix: Solid
Dilution: 1.0
Date Analyzed: 11/08/2007 0818
Date Prepared: 11/05/2007 1325

Analyte	LCS Spike Amount	LCSD Spike Amount	LCS Result/Qual	LCSD Result/Qual
Dibutyltin	102	102	80.5	77.8
Monobutyltin	83.1	83.1	39.2	40.1
Tetra-n-butyltin	133	133	84.4	93.4
Tributyltin	119	119	95.5	92.7

Matrix Spike/
Matrix Spike Duplicate Recovery Report - Batch: 580-25386

Method: Organotins
Preparation: Organotin Prep

MS Lab Sample ID: 580-8004-22
Client Matrix: Solid
Dilution: 1.0
Date Analyzed: 11/08/2007 0848
Date Prepared: 11/05/2007 1325

Analysis Batch: 580-25618
Prep Batch: 580-25386

Instrument ID: SEA008
Lab File ID: L25787.D
Initial Weight/Volume: 15.3670 g
Final Weight/Volume: 20 mL
Injection Volume:

MSD Lab Sample ID: 580-8004-22
Client Matrix: Solid
Dilution: 1.0
Date Analyzed: 11/08/2007 0912
Date Prepared: 11/05/2007 1325

Analysis Batch: 580-25618
Prep Batch: 580-25386

Instrument ID: SEA008
Lab File ID: L25788.D
Initial Weight/Volume: 15.8316 g
Final Weight/Volume: 20 mL
Injection Volume:

Analyte	% Rec. MS	% Rec. MSD	Limit	RPD	RPD Limit	MS Qual	MSD Qual
Dibutyltin	66	77	32 - 114	12	30		
Monobutyltin	36	36	21 - 99	2	36		
Tetra-n-butyltin	43	56	42 - 124	24	25		
Tributyltin	47	57	29 - 110	15	28		

Surrogate	MS % Rec	MSD % Rec	Acceptance Limits
Tripentyltin	79	78	42 - 192

Calculations are performed before rounding to avoid round-off errors in calculated results.

Client: TestAmerica Laboratories, Inc.

Job Number: 580-8004-1

Matrix Spike/
Matrix Spike Duplicate Data Report - Batch: 580-25386

Method: Organotins
Preparation: Organotin Prep

MS Lab Sample ID: 580-8004-22
Client Matrix: Solid
Dilution: 1.0
Date Analyzed: 11/08/2007 0848
Date Prepared: 11/05/2007 1325

Units: ug/Kg

MSD Lab Sample ID: 580-8004-22
Client Matrix: Solid
Dilution: 1.0
Date Analyzed: 11/08/2007 0912
Date Prepared: 11/05/2007 1325

Analyte	Sample Result/Qual	MS Spike Amount	MSD Spike Amount	MS Result/Qual	MSD Result/Qual
Dibutyltin	ND	260	252	171	193
Monobutyltin	ND	211	205	76.0	74.4
Tetra-n-butyltin	ND	339	329	144	184
Tributyltin	ND	302	293	143	166

Calculations are performed before rounding to avoid round-off errors in calculated results.

Client: TestAmerica Laboratories, Inc.

Job Number: 580-8004-1

Method Blank - Batch: 580-25466

Method: Organotins
Preparation: Organotin Prep

Lab Sample ID: MB 580-25466/1-A
Client Matrix: Solid
Dilution: 1.0
Date Analyzed: 11/08/2007 1137
Date Prepared: 11/07/2007 1231

Analysis Batch: 580-25682
Prep Batch: 580-25466
Units: ug/Kg

Instrument ID: SEA008
Lab File ID: L25794.D
Initial Weight/Volume: 15.0000 g
Final Weight/Volume: 20 mL
Injection Volume:

Analyte	Result	Qual	MDL	RL
Dibutyltin	ND		0.36	1.3
Monobutyltin	ND		0.21	1.3
Tetra-n-butyltin	ND		1.2	3.6
Tributyltin	ND		0.35	1.3

Surrogate	% Rec	Acceptance Limits
Tripentyltin	75	42 - 192

Lab Control Spike/
Lab Control Spike Duplicate Recovery Report - Batch: 580-25466

Method: Organotins
Preparation: Organotin Prep

LCS Lab Sample ID: LCS 580-25466/2-A
Client Matrix: Solid
Dilution: 1.0
Date Analyzed: 11/08/2007 1201
Date Prepared: 11/07/2007 1231

Analysis Batch: 580-25682
Prep Batch: 580-25466
Units: ug/Kg

Instrument ID: SEA008
Lab File ID: L25795.D
Initial Weight/Volume: 15.0000 g
Final Weight/Volume: 20 mL
Injection Volume:

LCSD Lab Sample ID: LCSD 580-25466/3-A
Client Matrix: Solid
Dilution: 1.0
Date Analyzed: 11/08/2007 1225
Date Prepared: 11/07/2007 1231

Analysis Batch: 580-25682
Prep Batch: 580-25466
Units: ug/Kg

Instrument ID: SEA008
Lab File ID: L25796.D
Initial Weight/Volume: 15.0000 g
Final Weight/Volume: 20 mL
Injection Volume:

Analyte	% Rec. LCS	LCSD	Limit	RPD	RPD Limit	LCS Qual	LCSD Qua
Dibutyltin	73	68	32 - 114	7	30		
Monobutyltin	49	49	21 - 99	0	36		
Tetra-n-butyltin	65	68	42 - 124	5	25		
Tributyltin	75	76	29 - 110	1	28		

Surrogate	LCS % Rec	LCSD % Rec	Acceptance Limits
Tripentyltin	98	90	42 - 192

Calculations are performed before rounding to avoid round-off errors in calculated results.

Client: TestAmerica Laboratories, Inc.

Job Number: 580-8004-1

Laboratory Control/
Laboratory Duplicate Data Report - Batch: 580-25466

Method: Organotins
Preparation: Organotin Prep

LCS Lab Sample ID: LCS 580-25466/2-A
Client Matrix: Solid
Dilution: 1.0
Date Analyzed: 11/08/2007 1201
Date Prepared: 11/07/2007 1231

Units: ug/Kg

LCSD Lab Sample ID: LCSD 580-25466/3-A
Client Matrix: Solid
Dilution: 1.0
Date Analyzed: 11/08/2007 1225
Date Prepared: 11/07/2007 1231

Analyte	LCS Spike Amount	LCSD Spike Amount	LCS Result/Qual	LCSD Result/Qual
Dibutyltin	102	102	75.0	69.9
Monobutyltin	83.1	83.1	40.4	40.5
Tetra-n-butyltin	133	133	86.7	90.9
Tributyltin	119	119	89.6	90.5

Calculations are performed before rounding to avoid round-off errors in calculated results.

Data File : T:\DATA\1182007\L25694.D
Acq On : 06 Nov 2007 12:35
Sample : 2.5 NG/UL DFTPP
Misc : bt$SEA800300
MS Integration Params: rteint.p
Method : T:\METHODS\DFTPP.M (RTE Integrator)
Title : DFTPP8270; PCP; Benzidine and DDT evaluation

Vial: 0
Operator: Brent Hepne
Inst :
Multiplr: 1.00

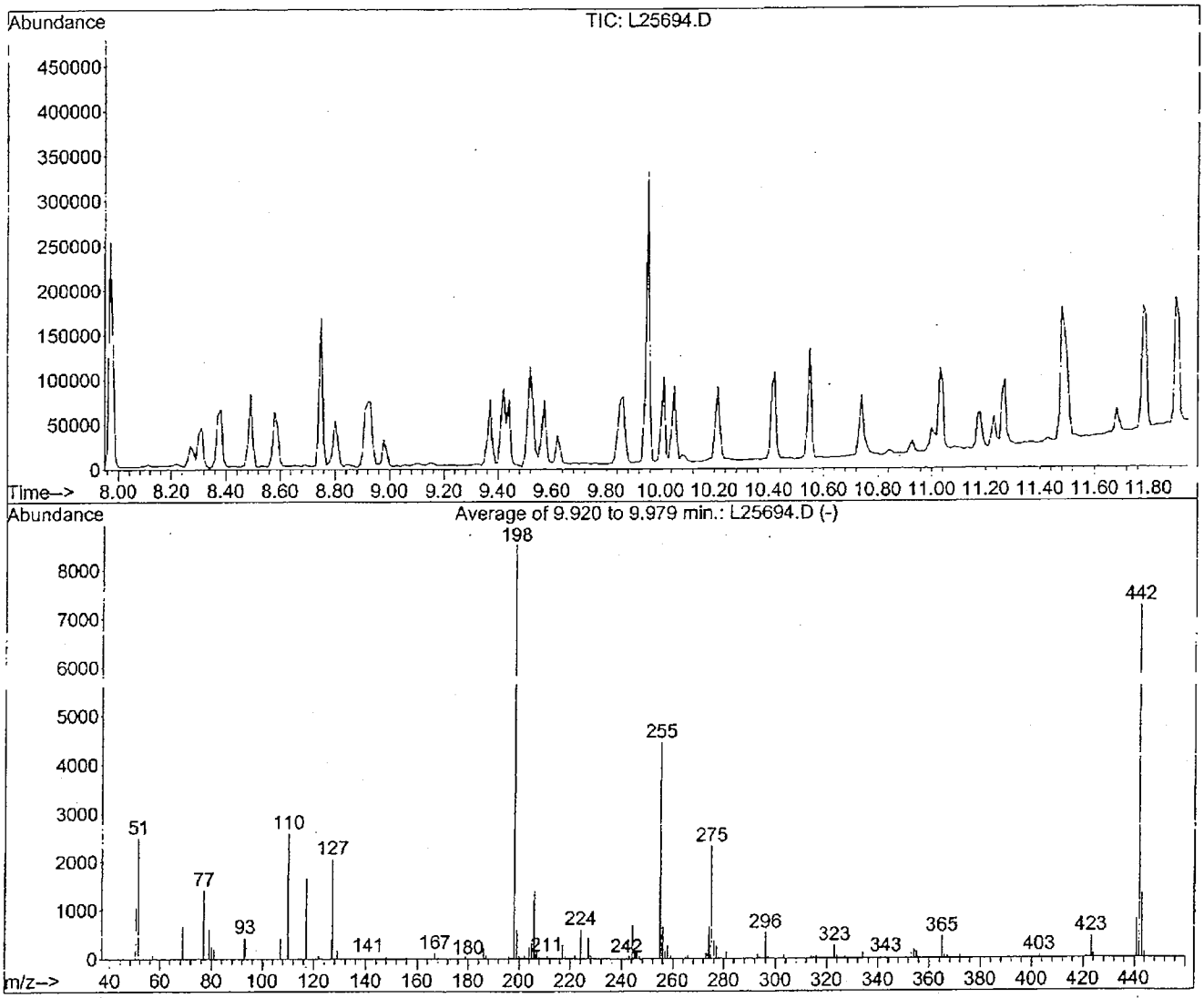

Spectrum Information: Average of 9.920 to 9.979 min.

Target Mass	Rel. to Mass	Lower Limit%	Upper Limit%	Rel. Abn%	Raw Abn	Result Pass/Fail
51	198	10	80	29.3	2495	PASS
68	69	0.00	2	0.0	0	PASS
69	198	0.00	100	7.9	670	PASS
70	69	0.00	2	0.0	0	PASS
127	198	10	80	24.2	2063	PASS
197	198	0.00	1	0.0	0	PASS
198	198	50	100	100.0	8524	PASS
199	198	5	9	7.1	608	PASS
275	198	10	60	27.3	2323	PASS
365	198	1	100	5.2	445	PASS
441	443	0.01	100	61.1	804	PASS
442	198	50	100	85.0	7242	PASS
443	442	15	24	18.2	1315	PASS

Response Factor Report

Method : T:\METHODS\ORGTIN11062007M.M (RTE Integrator)
Title : ORGANOTIN
Last Update : Mon Nov 12 10:25:04 2007
Response via : Initial Calibration

Calibration Files
200 =L25695.D 100 =L25696.D 50 =L25697.D
10 =L25698.D 5 =L25699.D 1 =L25700.D

		Compound	200	100	50	10	5	1	Avg	%RSD
1)	I	Phenanthrene-d10	ISTD							
2)	S	Tripentyltin	2.336	2.499	2.749	2.205	2.368	2.389	2.424	7.65
3)	T	Tetrabutyltin	1.155	1.161	1.338	1.130	1.247	1.357	1.231	7.98
4)	T	Tributyltin	2.090	2.161	2.438	2.224	1.812	1.921	2.108	10.57
5)	T	Dibutyltin	3.656	3.396	3.748	3.316	3.474	3.011	3.433	7.64
6)	T	Monobutyltin	1.767	2.043	2.309	2.054	1.853	1.715	1.957	11.35

(#) = Out of Range

DFTPP

Data File : T:\DATA\11122007\L25755DF.D
Acq On : 07 Nov 2007 19:34
Sample : 2.5 NG/UL DFTPP
Misc : bt$SEA800345
MS Integration Params: rteint.p
Method : T:\METHODS\DFTPP.M (RTE Integrator)
Title : DFTPP8270; PCP; Benzidine and DDT evaluation

Vial: 0
Operator: Brent Hepner
Inst :
Multiplr: 1.00

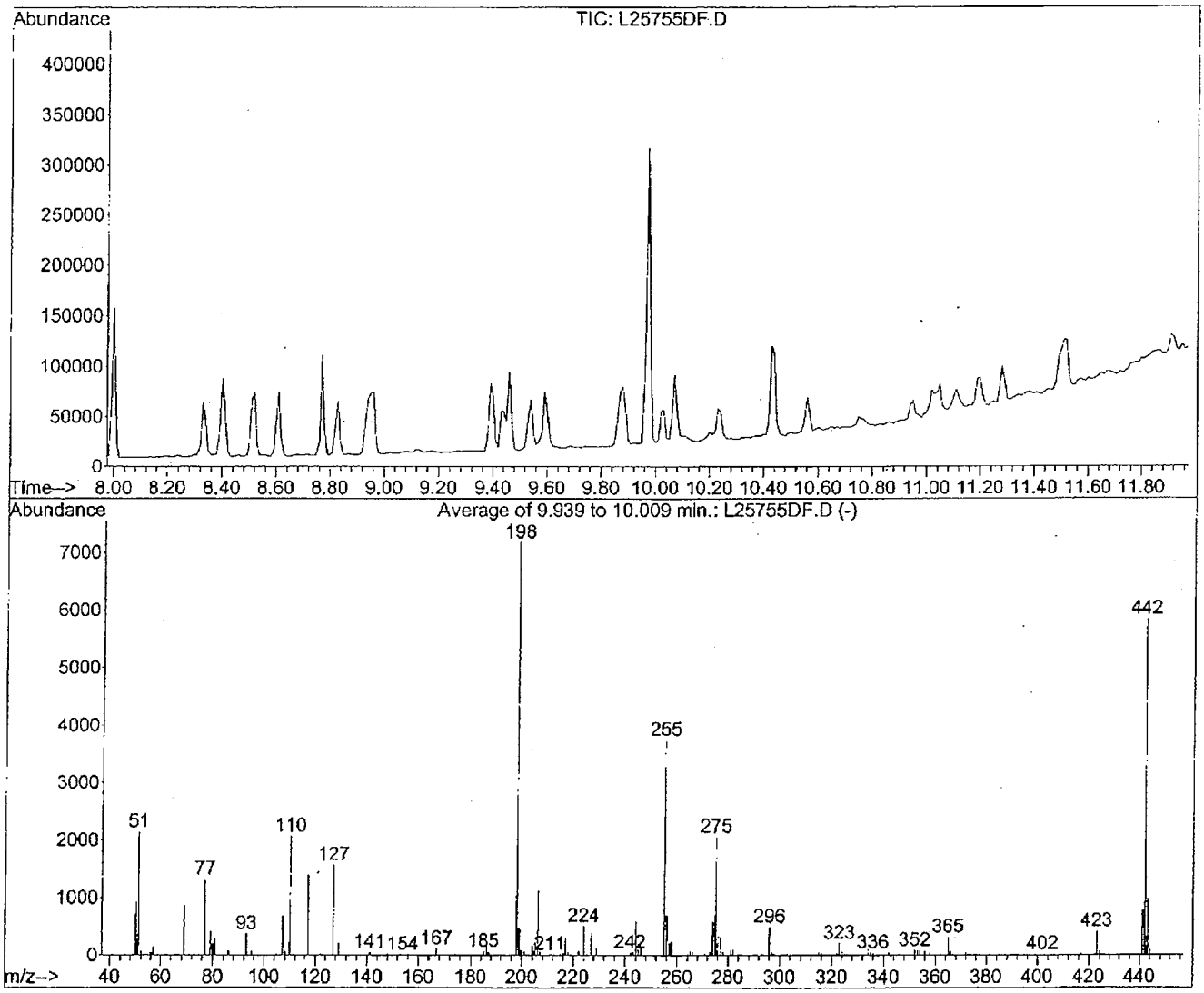

Spectrum Information: Average of 9.939 to 10.009 min.

Target Mass	Rel. to Mass	Lower Limit%	Upper Limit%	Rel. Abn%	Raw Abn	Result Pass/Fail
51	198	10	80	29.8	2143	PASS
68	69	0.00	2	0.0	0	PASS
69	198	0.00	100	12.1	867	PASS
70	69	0.00	2	0.0	0	PASS
127	198	10	80	21.8	1571	PASS
197	198	0.00	1	0.0	0	PASS
198	198	50	100	100.0	7192	PASS
199	198	5	9	6.5	466	PASS
275	198	10	60	28.6	2059	PASS
365	198	1	100	4.4	319	PASS
441	443	0.01	100	79.9	777	PASS
442	198	50	100	81.2	5841	PASS
443	442	15	24	16.7	973	PASS

Evaluate Continuing Calibration Report

Data File : T:\DATA\11122007\L25756.D
Acq On : 07 Nov 2007 19:57
Sample : 100 UG/L ORGTIN CCAL 979-48-2B
Misc : bt$SEA800345
MS Integration Params: rteint.p

Vial: 0
Operator: Brent Hepner
Inst :
Multiplr: 1.00

Method : T:\METHODS\ORGTIN11062007M.M (RTE Integrator)
Title : ORGANOTIN
Last Update : Tue Nov 13 14:07:11 2007
Response via : Multiple Level Calibration

Min. RRF : 0.000 Min. Rel. Area : 50% Max. R.T. Dev 0.50min
Max. RRF Dev : 20% Max. Rel. Area : 200%

		Compound	Amount	Calc.	%Dev	Area%	Dev(min)
1	I	Phenanthrene-d10	100.000	100.000	0.0	89	0.00
2	S	Tripentyltin	100.000	86.538	13.5	75	0.00
3	T	Tetrabutyltin	100.000	92.107	7.9	87	0.00
4	T	Tributyltin	73.300	71.748	2.1	85	0.00
5	T	Dibutyltin	57.700	53.820	6.7	84	0.00
6	T	Monobutyltin	40.700	32.824	19.4	69	0.00

(#) = Out of Range SPCC's out = 0 CCC's out = 0

DFTPP

Data File : T:\DATA\11122007\L25782DF.D
Acq On : 08 Nov 2007 6:42
Sample : 2.5 NG/UL DFTPP
Misc : bt$SEA800346
MS Integration Params: rteint.p
Method : T:\METHODS\ORGTIN11062007M.M (RTE Integrator)
Title : ORGANOTIN

Vial: 0
Operator: Brent Hepner
Inst :
Multiplr: 1.00

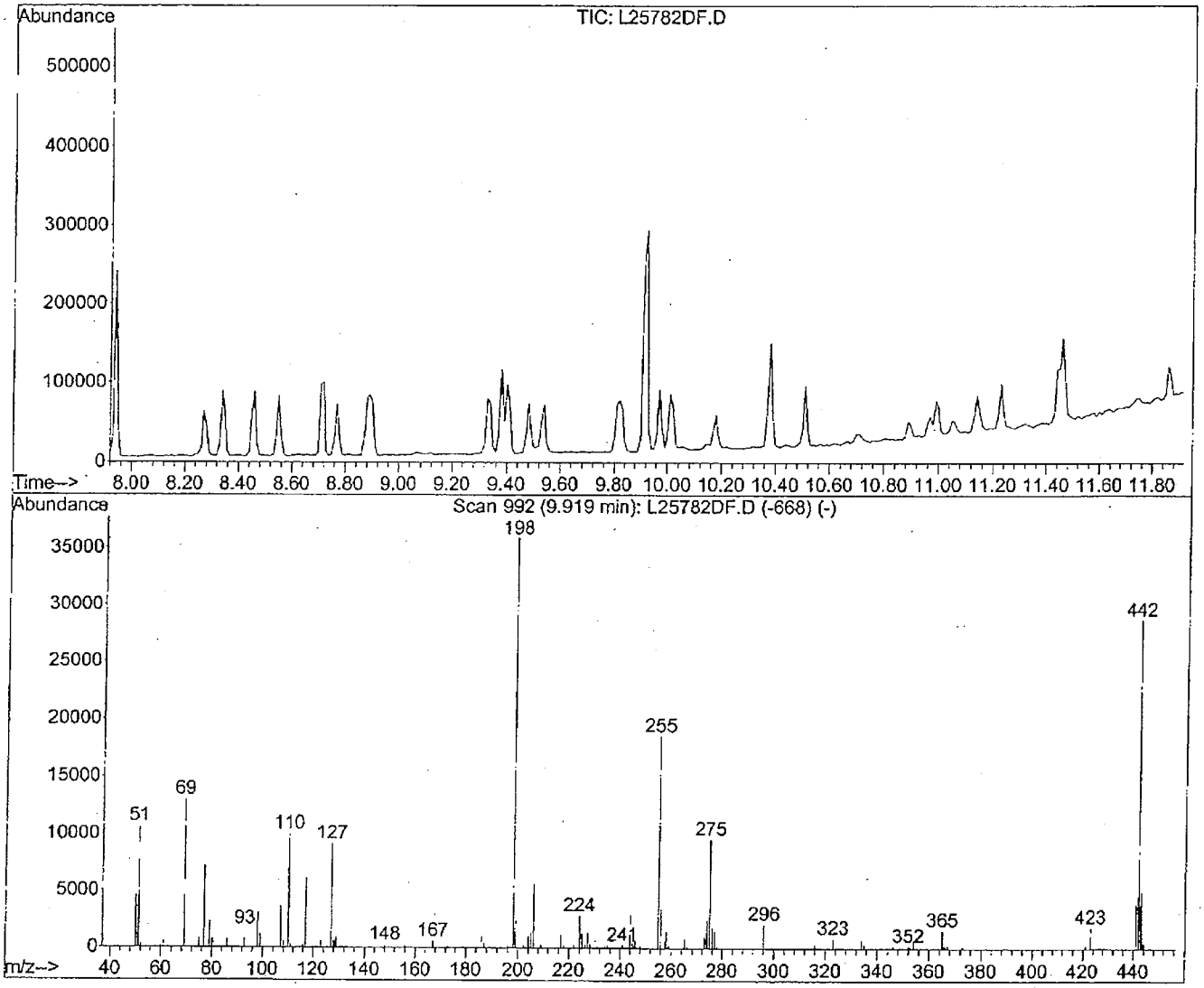

Spectrum Information: Scan 992

Target Mass	Rel. to Mass	Lower Limit%	Upper Limit%	Rel. Abn%	Raw Abn	Result Pass/Fail
51	198	10	80	29.6	10641	PASS
68	69	0.00	2	0.0	0	PASS
69	198	0.00	100	36.2	12987	PASS
70	69	0.00	2	0.0	0	PASS
127	198	10	80	25.5	9140	PASS
197	198	0.00	1	0.3	116	PASS
198	198	50	100	100.0	35912	PASS
199	198	5	9	6.7	2400	PASS
275	198	10	60	26.7	9576	PASS
365	198	1	100	4.5	1616	PASS
441	443	0.01	100	76.9	3833	PASS
442	198	50	100	79.9	28696	PASS
443	442	15	24	17.4	4983	PASS

Evaluate Continuing Calibration Report

Data File : T:\DATA\11122007\L25783.D
Acq On : 08 Nov 2007 7:06
Sample : 100 UG/L ORGTIN CCAL 979-48-2B
Misc : bt$SEA800346
MS Integration Params: rteint.p

Vial: 0
Operator: Brent Hepner
Inst :
Multiplr: 1.00

Method : T:\METHODS\ORGTIN11062007M.M (RTE Integrator)
Title : ORGANOTIN
Last Update : Tue Nov 13 14:27:19 2007
Response via : Multiple Level Calibration

Min. RRF : 0.000 Min. Rel. Area : 50% Max. R.T. Dev 0.50min
Max. RRF Dev : 20% Max. Rel. Area : 200%

		Compound	Amount	Calc.	%Dev	Area%	Dev(min)
1	I	Phenanthrene-d10	100.000	100.000	0.0	79	0.00
2	S	Tripentyltin	100.000	107.300	-7.3	82	0.00
3	T	Tetrabutyltin	100.000	100.215	-0.2	84	0.00
4	T	Tributyltin	73.300	85.522	-16.7	90	0.00
5	T	Dibutyltin	57.700	59.153	-2.5	82	0.00
6	T	Monobutyltin	40.700	35.751	12.2	66	0.00

(#) = Out of Range SPCC's out = 0 CCC's out = 0
L25783.D ORGTIN11062007M.M Tue Nov 13 14:55:26 2007 Page 7 (7001 of 7315)

TETRA TECH NUS, INC. **CALCULATION WORKSHEET** PAGE ____ OF ____

CLIENT Frog Motar Creek		JOB NUMBER 00998	
SUBJECT VOC			
BASED ON 8260B		DRAWING NUMBER	
BY Edward Anchlyer	CHECKED BY	APPROVED BY	DATE

FMC-15

Cis-1,2-dichloroethene = 5.8 ug/kg

$$\frac{8987 \times 250}{359445 \times .29382 \times 5 \times 0.74} = 5.7 \text{ ug/kg}$$

Tetra Tech NUS, Inc

Client Sample ID: FMC-15

GC/MS Volatiles

Lot-Sample #...:	C7K020180-008	**Work Order #...:**	KAETX1AV	**Matrix.....:**	SOLID
Date Sampled...:	10/31/07	**Date Received..:**	11/02/07	**MS Run #.....:**	7314024
Prep Date.....:	11/10/07	**Analysis Date..:**	11/10/07		
Prep Batch #...:	7314050	**Analysis Time..:**	14:31		
Dilution Factor:	1	**Initial Wgt/Vol:**	5 g	**Final Wgt/Vol..:**	5 mL
% Moisture.....:	26	**Analyst ID.....:**	010099	**Instrument ID..:**	HP3
		Method.....:	SW846 8260B		

PARAMETER	RESULT	REPORTING LIMIT	UNITS	MDL
Acetone	ND	27	ug/kg	6.8
Benzene	ND	6.8	ug/kg	1.4
Bromodichloromethane	ND	6.8	ug/kg	1.3
Bromoform	ND	6.8	ug/kg	1.4
Bromomethane	ND	6.8	ug/kg	1.7
2-Butanone	ND	6.8	ug/kg	1.3
Carbon disulfide	ND	6.8	ug/kg	1.7
Carbon tetrachloride	ND	6.8	ug/kg	1.2
Chlorobenzene	ND	6.8	ug/kg	1.5
Chloroethane	ND	6.8	ug/kg	2.0
Chloroform	ND	6.8	ug/kg	1.4
Chloromethane	ND	6.8	ug/kg	1.5
Cyclohexane	ND	6.8	ug/kg	1.4
Dibromochloromethane	ND	6.8	ug/kg	1.3
1,2-Dibromo-3-chloro-propane	ND	6.8	ug/kg	1.1
1,2-Dibromoethane	ND	6.8	ug/kg	1.4
1,3-Dichlorobenzene	ND	6.8	ug/kg	1.4
1,4-Dichlorobenzene	ND	6.8	ug/kg	1.5
1,2-Dichlorobenzene	ND	6.8	ug/kg	1.5
Dichlorodifluoromethane	ND	6.8	ug/kg	1.7
1,1-Dichloroethane	ND	6.8	ug/kg	1.3
1,2-Dichloroethane	ND	6.8	ug/kg	1.5
1,1-Dichloroethene	ND	6.8	ug/kg	1.6
cis-1,2-Dichloroethene	**5.8 J**	**6.8**	**ug/kg**	**1.5**
trans-1,2-Dichloroethene	ND	6.8	ug/kg	1.6
1,2-Dichloropropane	ND	6.8	ug/kg	1.5
cis-1,3-Dichloropropene	ND	6.8	ug/kg	1.2
trans-1,3-Dichloropropene	ND	6.8	ug/kg	1.2
Ethylbenzene	ND	6.8	ug/kg	1.6
2-Hexanone	ND	6.8	ug/kg	1.1
Isopropylbenzene	ND	6.8	ug/kg	1.5
Methyl acetate	ND	6.8	ug/kg	1.4
Methylene chloride	ND	6.8	ug/kg	1.0
Methylcyclohexane	ND	6.8	ug/kg	1.5
4-Methyl-2-pentanone	ND	6.8	ug/kg	1.2
Methyl tert-butyl ether	ND	6.8	ug/kg	1.3

(Continued on next page)

TestAmerica Pittsburgh

VOLATILE REPORT SW-846 Method

Data file : \\pitsvr06\d\chem\hp3.i\3111007d.b\3111012.D
Lab Smp Id: kaetx1av Client Smp ID: FMC-15
Inj Date : 10-NOV-2007 14:31
Operator : 10099 Inst ID: hp3.i
Smp Info : C7K020180-008 5.00G/5ML
Misc Info : kaetx1av,3111007d.b,8260bsoil.m,4-dwsoil.sub
Comment :
Method : \\pitsvr06\d\chem\hp3.i\3111007d.b\8260bsoil.m
Meth Date : 10-Nov-2007 09:50 gordonk Quant Type: ISTD
Cal Date : 08-NOV-2007 13:26 Cal File: 1F31108.D
Als bottle: 7
Dil Factor: 1.00000
Integrator: HP RTE Compound Sublist: 4-dwsoil.sub
Target Version: 4.14
Processing Host: PITPC-110

Concentration Formula: Amt * DF * 1/Vo * CpndVariable

Name	Value	Description
DF	1.000	Dilution Factor
Vo	5.000	Sample Amount
Cpnd Variable		Local Compound Variable

Compounds	QUANT SIG MASS	RT	EXP RT	REL RT	RESPONSE	CONCENTRATIONS ON-COLUMN (ng)	FINAL (ug/Kg)	
* 46 Fluorobenzene	96	7.748	7.743	(1.000)	359445	250.000		
* 69 Chlorobenzene-d5	119	10.814	10.809	(1.000)	75123	250.000		(Q)
* 92 1,4-Dichlorobenzene-d4	152	13.138	13.133	(1.000)	101748	250.000		
$ 39 Dibromofluoromethane	113	7.012	7.007	(0.905)	73790	243.704	48.74	
$ 43 1,2-Dichloroethane-d4	65	7.383	7.372	(0.953)	93864	255.937	51.19	
$ 59 Toluene-d8	98	9.378	9.373	(0.867)	319002	246.853	49.37	
$ 80 Bromofluorobenzene	95	11.976	11.971	(1.107)	119654	256.832	51.37	
1 Dichlorodifluoromethane	85	Compound Not Detected.						
2 Chloromethane	50	Compound Not Detected.						
3 Vinyl Chloride	62	Compound Not Detected.						
4 Bromomethane	94	Compound Not Detected.						
5 Chloroethane	64	Compound Not Detected.						
166 Trichlorofluoromethane	101	Compound Not Detected.						
10 1,1,2-trichloro-1,2,2-trifluor	101	Compound Not Detected.						
12 1,1-Dichloroethene	96	Compound Not Detected.						
15 Carbon Disulfide	76	Compound Not Detected.						
13 Acetone	43	Compound Not Detected.						
18 Methylene Chloride	84	Compound Not Detected.						
19 trans-1,2-Dichloroethene	96	Compound Not Detected.						
20 Methyl tert-butyl ether	73	Compound Not Detected.						
24 1,1-Dichloroethane	63	Compound Not Detected.						
27 2,2-Dichloropropane	77	Compound Not Detected.						
28 cis-1,2-dichloroethene	96	6.452	6.435	(0.833)	8987	21.2738	4.255	

TestAmerica Pittsburgh

INITIAL CALIBRATION DATA

Start Cal Date : 08-NOV-2007 11:27
End Cal Date : 08-NOV-2007 13:26
Quant Method : ISTD
Origin : Disabled
Target Version : 4.14
Integrator : HP RTE
Method file : \\pitsvr06\d\chem\hp3.i\3110807n.b\8260bsoil.m
Last Edit : 08-Nov-2007 13:45 hp3.i
Curve Type : Average

	Compound	5.000 Level 1	25.000 Level 2	50.000 Level 3	100.000 Level 4	200.000 Level 5	250.000 Level 6	RRF	% RSD	
	24 1,1-Dichloroethane	0.61161	0.54917	0.51669	0.55614	0.55434	0.54484	0.55546	5.584	
	25 Isopropyl Ether	+++++	+++++	+++++	+++++	+++++	+++++	+++++	+++++	<-
	26 2-Chloro-1,3-butadiene	+++++	+++++	+++++	+++++	+++++	+++++	+++++	+++++	<-
	27 2,2-Dichloropropane	0.24417	0.23404	0.21916	0.23786	0.22386	0.21700	0.22935	4.779	
	28 cis-1,2-dichloroethene	0.30698	0.29637	0.27977	0.30181	0.29314	0.28483	0.29382	3.478	
M	29 1,2-Dichloroethene (total)	0.30541	0.29186	0.27633	0.29793	0.29285	0.28546	0.29164	3.440	
	30 Bromochloromethane	0.10894	0.11913	0.11476	0.12518	0.12387	0.12235	0.11904	5.210	
	31 2-Butanone	0.19304	0.18413	0.20272	0.21666	0.21777	0.20585	0.20336	6.477	
	32 Vinyl Acetate	+++++	+++++	+++++	+++++	+++++	+++++	+++++	+++++	<-
	33 Ethyl Acetate	+++++	+++++	+++++	+++++	+++++	+++++	+++++	+++++	<-
	34 Propionitrile	+++++	+++++	+++++	+++++	+++++	+++++	+++++	+++++	<-
	35 Tetrahydrofuran	+++++	+++++	+++++	+++++	+++++	+++++	+++++	+++++	<-
	36 Methacrylonitrile	+++++	+++++	+++++	+++++	+++++	+++++	+++++	+++++	<-
	37 Chloroform	0.44906	0.41806	0.39967	0.43605	0.43536	0.43069	0.42815	4.006	
	38 1,1,1-Trichloroethane	0.48738	0.34586	0.33276	0.36125	0.35661	0.35378	0.37294	15.270	<-
	40 1,1-Dichloropropene	0.38778	0.37728	0.37138	0.40388	0.38688	0.37349	0.38345	3.153	
	41 Carbon Tetrachloride	0.25742	0.25682	0.25948	0.29733	0.29387	0.30252	0.27791	7.953	
	42 Benzene	1.22673	1.16063	1.13346	1.20115	1.15557	1.10600	1.16392	3.783	
	44 Isobutanol	+++++	+++++	+++++	+++++	+++++	+++++	+++++	+++++	<-
	45 1,2-Dichloroethane	0.35344	0.33888	0.32548	0.35371	0.34653	0.34210	0.34336	3.082	
	47 Trichloroethene	0.31243	0.26651	0.26322	0.27969	0.27381	0.26853	0.27737	6.537	
	48 n-Butanol	+++++	+++++	+++++	+++++	+++++	+++++	+++++	+++++	<-
	49 1,2-Dichloropropane	0.31458	0.30413	0.30145	0.32749	0.32156	0.31067	0.31331	3.200	
	50 Dibromomethane	0.11977	0.13415	0.13462	0.14705	0.14540	0.14158	0.13710	7.318	
	51 Methyl methacrylate	+++++	+++++	+++++	+++++	+++++	+++++	+++++	+++++	<-
	52 1,4-Dioxane	+++++	+++++	+++++	+++++	+++++	+++++	+++++	+++++	<-
	53 Bromodichloromethane	0.24911	0.27693	0.27782	0.31669	0.31884	0.31794	0.29289	9.972	
	54 2-Nitropropane	+++++	+++++	+++++	+++++	+++++	+++++	+++++	+++++	<-
	55 2-Methylfuran	+++++	+++++	+++++	+++++	+++++	+++++	+++++	+++++	<-
	56 2-Chloroethyl vinyl ether	+++++	+++++	+++++	+++++	+++++	+++++	+++++	+++++	<-
	57 cis-1,3-Dichloropropene	0.32095	0.38756	0.39483	0.44285	0.44361	0.43567	0.40424	11.777	
	58 4-Methyl-2-Pentanone	1.77459	1.75482	1.80210	1.86353	1.68060	1.62119	1.74947	4.959	
	60 Toluene	6.67439	5.89296	5.55599	5.56603	4.92353	4.69546	5.55139	12.750	
	61 trans-1,3-Dichloropropene	1.30864	1.58328	1.58739	1.71614	1.60593	1.56827	1.56161	8.640	
	62 Ethyl methacrylate	+++++	+++++	+++++	+++++	+++++	+++++	+++++	+++++	<-
	63 1,3-Dichloropropane	1.95866	1.91352	1.90057	1.92436	1.71031	1.63836	1.84096	7.196	

TETRA TECH NUS, INC. **CALCULATION WORKSHEET** PAGE _____ OF _____

CLIENT		JOB NUMBER	
Frog Mortar Creek		00998	
SUBJECT			
VOC			
BASED ON		DRAWING NUMBER	
8260B			
BY	CHECKED BY	APPROVED BY	DATE
[signature]			

FMC-24

benzo(b)fluoranthene = 580 ug/kg

$$\frac{471997 \times 500 \times 8 \times 2.5}{1008927 \times 30 \times 0.21 \times 1.28419} = 578 \text{ ug/kg}$$

Tetra Tech NUS, Inc

Client Sample ID: FMC-24

GC/MS Semivolatiles

Lot-Sample #...: C7K020180-001	**Work Order #...:** KAEM31AU	**Matrix.....:** SOLID
Date Sampled...: 10/30/07	**Date Received..:** 11/02/07	**MS Run #.....:** 7313018
Prep Date.....: 11/09/07	**Analysis Date..:** 11/23/07	
Prep Batch #...: 7313027	**Analysis Time..:** 18:49	
Dilution Factor: 2.5	**Initial Wgt/Vol:** 30 g	**Final Wgt/Vol..:** 0.5 mL
% Moisture.....: 79	**Analyst ID.....:** 045183	**Instrument ID..:** 71
	Method.....: SW846 8270C	

PARAMETER	RESULT	REPORTING LIMIT	UNITS	MDL
Acenaphthene	**24 J**	**80**	**ug/kg**	**21**
Acenaphthylene	**160**	**80**	**ug/kg**	**23**
Acetophenone	ND	390	ug/kg	24
Anthracene	**170**	**80**	**ug/kg**	**22**
Atrazine	ND	390	ug/kg	27
Benzo(a)anthracene	**310**	**80**	**ug/kg**	**16**
Benzo(a)pyrene	**400**	**80**	**ug/kg**	**12**
Benzo(b)fluoranthene	**580**	**80**	**ug/kg**	**15**
Benzo(ghi)perylene	**430**	**80**	**ug/kg**	**13**
Benzo(k)fluoranthene	ND	80	ug/kg	13
Benzaldehyde	**330 J**	**390**	**ug/kg**	**42**
1,1'-Biphenyl	ND	390	ug/kg	22
bis(2-Chloroethoxy) methane	ND	390	ug/kg	18
bis(2-Chloroethyl)-ether	ND	80	ug/kg	8.9
bis(2-Ethylhexyl) phthalate	**220 J**	**390**	**ug/kg**	**30**
4-Bromophenyl phenyl ether	ND	390	ug/kg	18
Butyl benzyl phthalate	**130 J**	**390**	**ug/kg**	**32**
Caprolactam	**210 J**	**390**	**ug/kg**	**75**
Carbazole	**29 J**	**80**	**ug/kg**	**16**
4-Chloroaniline	ND	390	ug/kg	34
4-Chloro-3-methylphenol	ND	390	ug/kg	24
2-Chloronaphthalene	ND	80	ug/kg	23
2-Chlorophenol	ND	390	ug/kg	20
4-Chlorophenyl phenyl ether	ND	390	ug/kg	20
Chrysene	**360**	**80**	**ug/kg**	**16**
Dibenz(a,h)anthracene	**89**	**80**	**ug/kg**	**25**
Dibenzofuran	**30 J**	**390**	**ug/kg**	**22**
3,3'-Dichlorobenzidine	ND	390	ug/kg	89
2,4-Dichlorophenol	ND	80	ug/kg	12
Diethyl phthalate	**43 J,B**	**390**	**ug/kg**	**35**
2,4-Dimethylphenol	ND	390	ug/kg	17
Dimethyl phthalate	ND	390	ug/kg	22

(Continued on next page)

TestAmerica Pittsburgh

Semivolatile REPORT SW-846 Method 8270

Data file : \\PITSVR06\D\chem\71.i\S112307.b\S1123020.D
Lab Smp Id: KAEM31AU Client Smp ID: FMC-24
Inj Date : 23-NOV-2007 18:49
Operator : 045183sab Inst ID: 71.i
Smp Info : c7k020180-001 x5 11/09/07 soil42(7313027)
Misc Info : kaem31au,s112307.b,llb.m,4-42root.sub
Comment :
Method : \\PITSVR06\D\chem\71.i\S112307.b\llb.m
Meth Date : 27-Nov-2007 20:08 bachas Quant Type: ISTD
Cal Date : 16-NOV-2007 16:03 Cal File: S1116AM7.D
Als bottle: 22
Dil Factor: 5.00000
Integrator: HP RTE Compound Sublist: 4-42root.sub
Target Version: 4.14
Processing Host: PITPC-501

Concentration Formula: Amt * DF * Uf * Vt/(Vi * Ws)*1*gpc * CpndVariable

Name	Value	Description
DF	5.000	Dilution Factor
Uf	1.000	ng unit correction factor
Vt	500.000	Volume of final extract (uL)(1000 low, 2
Vi	2.000	Volume injected (uL)
Ws	30.000	Weight of sample extracted (g)
gpc	1.000	GPC Correction Factor
Cpnd Variable		Local Compound Variable

	Compounds	QUANT SIG MASS	RT	EXP RT	REL RT	RESPONSE	CONCENTRATIONS ON-COLUMN (NG)	FINAL (ug/kg)
* 1	1,4-Dichlorobenzene-d4	152	4.261	4.256	(1.000)	137914	8.00000	
* 2	Naphthalene-d8	136	5.223	5.223	(1.000)	644466	8.00000	
* 3	Acenaphthene-d10	164	6.553	6.553	(1.000)	433775	8.00000	
* 4	Phenanthrene-d10	188	7.680	7.680	(1.000)	819022	8.00000	
* 5	Chrysene-d12	240	9.683	9.683	(1.000)	845233	8.00000	
* 6	Perylene-d12	264	10.868	10.858	(1.000)	1008927	8.00000	
198	1,4-Dioxane	88	Compound Not Detected.					
10	N-Nitrosodimethylamine	74	Compound Not Detected.					
9	Pyridine	79	Compound Not Detected.					
16	Methyl methanesulfonate	80	Compound Not Detected.					
206	Benzaldehyde	77	3.920	3.915	(0.920)	4793	1.66695	69.456(Q)
21	Aniline	93	Compound Not Detected.					
22	Phenol	94	4.026	4.011	(0.945)	1327	0.04672	1.9467(Q)
23	bis(2-Chloroethyl)ether	93	Compound Not Detected.					
24	2-Chlorophenol	128	Compound Not Detected.					
26	1,3-Dichlorobenzene	146	Compound Not Detected.					
27	1,4-Dichlorobenzene	146	4.277	4.273	(1.004)	5107	0.18270	7.6125(Q)
28	1,2-Dichlorobenzene	146	Compound Not Detected.					
29	Benzyl Alcohol	108	Compound Not Detected.					

Compounds	QUANT SIG MASS	RT	EXP RT	REL RT	RESPONSE	CONCENTRATIONS ON-COLUMN (NG)	CONCENTRATIONS FINAL (ug/kg)
30 2-Methylphenol	108	Compound Not Detected.					
31 2,2'-oxybis(1-Chloropropane)	45	Compound Not Detected.					
37 Acetophenone	105	Compound Not Detected.					
32 N-Nitroso-di-n-propylamine	70	Compound Not Detected.					
192 4-Methylphenol	108	4.593	4.588	(1.078)	5514	0.25804	10.752(Q)
34 Hexachloroethane	117	Compound Not Detected.					
35 Nitrobenzene	77	Compound Not Detected.					
41 Isophorone	82	Compound Not Detected.					
42 2-Nitrophenol	139	Compound Not Detected.					
43 2,4-Dimethylphenol	107	Compound Not Detected.					
44 bis(2-Chloroethoxy)methane	93	Compound Not Detected.					
48 2,4-Dichlorophenol	162	Compound Not Detected.					
49 Benzoic Acid	122	5.025	5.026	(0.962)	7241	1.92025	80.010(Q)
50 1,2,4-Trichlorobenzene	180	Compound Not Detected.					
51 Naphthalene	128	5.239	5.239	(1.003)	36207	0.43071	17.946
52 4-Chloroaniline	127	5.292	5.287	(1.013)	4692	0.15557	6.4823
54 2,6-Dichlorophenol	162	Compound Not Detected.					
56 Hexachlorobutadiene	224	Compound Not Detected.					
208 Caprolactam	113	5.533	5.522	(1.059)	3170	1.04109	43.379(QM)
59 4-Chloro-3-Methylphenol	107	Compound Not Detected.					
62 2-Methylnaphthalene	142	5.768	5.763	(1.104)	21808	0.38310	15.962
63 1-Methylnaphthalene	142	5.837	5.837	(1.118)	10708	0.19451	8.1046
64 Hexachlorocyclopentadiene	236	Compound Not Detected.					
66 2,4,6-Trichlorophenol	196	Compound Not Detected.					
67 2,4,5-Trichlorophenol	196	Compound Not Detected.					
209 1,1'-Biphenyl	154	6.120	6.121	(0.934)	7420	0.10148	4.2281
70 2-Chloronaphthalene	162	Compound Not Detected.					
73 2-Nitroaniline	65	Compound Not Detected.					
76 Dimethylphthalate	163	Compound Not Detected.					
78 2,6-Dinitrotoluene	165	Compound Not Detected.					
79 Acenaphthylene	152	6.446	6.441	(0.984)	69265	0.79590	33.162(Q)
81 3-Nitroaniline	138	Compound Not Detected.					
82 Acenaphthene	153	6.574	6.575	(1.003)	7234	0.12229	5.0954
83 2,4-Dinitrophenol	184	Compound Not Detected.					
85 4-Nitrophenol	109	Compound Not Detected.					
86 Dibenzofuran	168	6.708	6.708	(1.024)	12455	0.15047	6.2694
87 2,4-Dinitrotoluene	165	Compound Not Detected.					
92 2-Naphthylamine	143	Compound Not Detected.					
91 2,3,5,6-Tetrachlorophenol	231	Compound Not Detected.					
88 2,3,4,6-Tetrachlorophenol	231	Compound Not Detected.					
93 Diethylphthalate	149	6.889	6.890	(1.051)	13604	0.21456	8.9399
94 Fluorene	166	6.969	6.970	(1.064)	22204	0.33781	14.075
95 4-Chlorophenyl-phenylether	204	Compound Not Detected.					
96 4-Nitroaniline	138	Compound Not Detected.					
98 4,6-Dinitro-2-methylphenol	198	Compound Not Detected.					
99 N-Nitrosodiphenylamine (1)	169	Compound Not Detected.					
100 1,2-Diphenylhydrazine	77	Compound Not Detected.					
106 4-Bromophenyl-phenylether	248	Compound Not Detected.					
107 Hexachlorobenzene	283	Compound Not Detected.					
210 Atrazine	200	Compound Not Detected.					
111 Pentachlorophenol	265	Compound Not Detected.					
115 Phenanthrene	178	7.696	7.696	(1.002)	117954	1.07779	44.908
116 Anthracene	178	7.733	7.734	(1.007)	90772	0.86812	36.172
119 Carbazole	167	7.861	7.862	(1.024)	14141	0.14682	6.1174(Q)

Compounds	QUANT SIG MASS	RT	EXP RT	REL RT	RESPONSE	CONCENTRATIONS ON-COLUMN (NG)	CONCENTRATIONS FINAL (ug/kg)
120 Di-n-Butylphthalate	149	8.128	8.129	(1.058)	11948	0.10337	4.3070
123 Fluoranthene	202	8.609	8.599	(1.121)	333891	3.01297	125.54
124 Benzidine	184	Compound Not Detected.					
125 Pyrene	202	8.775	8.770	(0.906)	402843	3.06222	127.59
131 Butylbenzylphthalate	149	9.261	9.261	(0.956)	9882	0.68036	28.348(Q)
135 3,3'-Dichlorobenzidine	252	Compound Not Detected.					
136 Benzo(a)Anthracene	228	9.677	9.678	(0.999)	198110	1.57589	65.662
137 Chrysene	228	9.704	9.704	(1.002)	226920	1.80353	75.147
139 bis(2-ethylhexyl)Phthalate	149	9.693	9.694	(1.001)	61661	1.13308	47.212
140 Di-n-octylphthalate	149	Compound Not Detected.					
141 Benzo(b)fluoranthene	252	10.516	10.506	(0.968)	471997	2.91433	121.43(M)
142 Benzo(k)fluoranthene	252	Compound Not Detected.					
143 7,12-dimethylbenz[a]anthracen	256	Compound Not Detected.					
146 Benzo(a)pyrene	252	10.815	10.805	(0.995)	290977	1.99659	83.191
149 Indeno(1,2,3-cd)pyrene	276	12.043	12.038	(1.108)	303529	1.73540	72.308
150 Dibenz(a,h)anthracene	278	12.065	12.054	(1.110)	67670	0.44941	18.726
151 Benzo(g,h,i)perylene	276	12.401	12.386	(1.141)	341367	2.17311	90.546
$ 154 Nitrobenzene-d5	82	4.683	4.678	(0.897)	100524	4.10673	171.11
$ 155 2-Fluorobiphenyl	172	6.045	6.046	(0.923)	261492	4.13997	172.50
$ 156 Terphenyl-d14	244	8.892	8.893	(0.918)	380336	4.40534	183.56
$ 157 Phenol-d5	99	4.016	4.005	(0.942)	170397	6.98160	290.90
$ 158 2-Fluorophenol	112	3.231	3.215	(0.758)	112233	6.42507	267.71
$ 159 2,4,6-Tribromophenol	330	7.151	7.151	(0.931)	53731	6.41321	267.22
$ 186 2-Chlorophenol-d4	132	4.090	4.080	(0.960)	148153	6.63536	276.47
$ 187 1,2-Dichlorobenzene-d4	152	4.374	4.369	(1.026)	64706	3.98243	165.93

QC Flag Legend

Q - Qualifier signal failed the ratio test.
M - Compound response manually integrated.

(2001 - 3236)

TestAmerica Pittsburgh

INITIAL CALIBRATION DATA

Start Cal Date : 14-NOV-2007 01:06
End Cal Date : 14-NOV-2007 03:00
Quant Method : ISTD
Origin : Included
Target Version : 4.14
Integrator : HP RTE
Method file : \\PITSVR06\D\chem\71.i\s111307a.b\11b.m
Last Edit : 14-Nov-2007 11:16 bachas

Compound	0.4000000 Level 1	2.0000 Level 2	4.0000 Level 3	10.0000 Level 4	20.0000 Level 5	40.0000 Level 6	80.0000 Level 7	Curve	Coefficients b	m1	m2	%RSD or R^2	
138 4,4'-Methylene bis(o-chloroan	+++++	+++++	+++++	+++++	+++++	+++++	+++++	AVRG		0.000e+000		0.000e+000	<-
139 bis(2-ethylhexyl)Phthalate	33259	135607	330257	823955	1679739	3548414	6263821	QUAD	0.06110	1.10465	-0.00989	0.99987	
140 Di-n-octylphthalate	47367	205865	531259	1431573	3103999	7002787	10832383	QUAD	0.22309	0.44383	0.04258	0.99704	
141 Benzo(b)fluoranthene	1.44639	1.08518	1.37701	1.30092	1.30676	1.33571	1.13738	AVRG		1.28419		10.02919	
204 6-Methylchrysene	+++++	+++++	+++++	+++++	+++++	+++++	+++++	AVRG		0.000e+000		0.000e+000	<-
142 Benzo(k)fluoranthene	1.52454	1.11320	1.32913	1.40506	1.63240	1.31909	1.18192	AVRG		1.35790		13.39559	
143 7,12-dimethylbenz[a]anthracen	0.57231	0.42242	0.53530	0.55196	0.58403	0.52893	0.46214	AVRG		0.52244		11.32342	

2925

C7K020180

TETRA TECH NUS, INC. **CALCULATION WORKSHEET** PAGE _____ OF _____

CLIENT		JOB NUMBER	
Frog Mortar Creek		00998	
SUBJECT	PCB		
BASED ON	8082	DRAWING NUMBER	
BY	CHECKED BY	APPROVED BY	DATE
Edward Redlinger			

FMC-24

Aroclor-1254 = 180 ug/Kg

$\frac{35620 \times 10,000}{693704 \times 15 \times 0.21} = 163$

$\frac{20148 \times 10,000}{474734 \times 15 \times 0.21} = 135$

$\frac{35800 \times 10,000}{883074 \times 15 \times 0.21} = 129$

$\frac{43469 \times 10,000}{467066 \times 15 \times 0.21} = 295$

$\frac{35800 \times 10,000}{609470 \times 15 \times 0.21} = 186$

908 / 5 = 181.6 ug/Kg

Tetra Tech NUS, Inc

Client Sample ID: FMC-24

GC Semivolatiles

Lot-Sample #...:	C7K020180-001	**Work Order #...:**	KAEM31AT	**Matrix.....:**	SOLID
Date Sampled...:	10/30/07	**Date Received..:**	11/02/07	**MS Run #.....:**	7313003
Prep Date.....:	11/09/07	**Analysis Date..:**	11/16/07		
Prep Batch #...:	7313011	**Analysis Time..:**	14:53		
Dilution Factor:	0.5	**Initial Wgt/Vol:**	15 g	**Final Wgt/Vol..:**	10 mL
% Moisture.....:	79	**Analyst ID.....:**	402331	**Instrument ID..:**	S/T
		Method.....:	SW846 8082		

PARAMETER	RESULT	REPORTING LIMIT	UNITS	MDL
Aroclor 1016	ND	40	ug/kg	5.9
Aroclor 1221	ND	40	ug/kg	7.6
Aroclor 1232	ND	40	ug/kg	6.8
Aroclor 1242	ND	40	ug/kg	6.5
Aroclor 1248	ND	40	ug/kg	3.8
Aroclor 1254	**180**	**40**	**ug/kg**	**5.6**
Aroclor 1260	**93**	**40**	**ug/kg**	**5.6**

SURROGATE	PERCENT RECOVERY	RECOVERY LIMITS
Tetrachloro-m-xylene	98	(31 - 127)
Decachlorobiphenyl	79	(23 - 141)

NOTE(S):

Results and reporting limits have been adjusted for dry weight.

Data File: \\PITSVR06\D\chem\gc10.i\11137.b\S1170602.D
Report Date: 18-Nov-2007 13:46

TestAmerica Pittsburgh

Data file : \\PITSVR06\D\chem\gc10.i\11137.b\S1170602.D
Lab Smp Id: KAEM31AT Client Smp ID: FMC-24
Inj Date : 16-NOV-2007 14:53
Operator : 1891 Inst ID: gc10.i
Smp Info : KAEM31AT,11137.b
Misc Info : 020180 001
Comment : 8082 PCB ANALYSIS
Method : \\PITSVR06\D\chem\gc10.i\11137.b\PCBA.m
Meth Date : 18-Nov-2007 13:25 oravecj Quant Type: ESTD
Cal Date : 13-NOV-2007 14:41 Cal File: S1170512.D
Als bottle: 3
Dil Factor: 1.00000
Integrator: Falcon Compound Sublist: PCB.sub
Target Version: 4.14 Sample Matrix: SOIL
Processing Host: PITPC-113

Concentration Formula: Amt * DF * (Vt/Vi)/Ws * CpndVariable

Name	Value	Description
DF	1.000	Dilution Factor
Vt	10000.000	Volume of final extract
Vi	1.000	volume injected
Ws	15.000	initial volume of sample
Cpnd Variable		Local Compound Variable

RT	EXP RT	DLT RT	RESPONSE	CONCENTRATIONS ON-COL (ng)	CONCENTRATIONS FINAL (ug/Kg)	TARGET RANGE	RATIO
$ 2 Tetrachloro-m-xylene						CAS #: 877-09-8	
5.862	5.866	-0.004	323585	0.01950	13.002		
1 Aroclor-1221						CAS #: 11104-28-2	
Operator disabled compound identification.							
4 Aroclor-1016						CAS #: 12674-11-2	
Operator disabled compound identification.							
3 Aroclor-1232						CAS #: 11141-16-5	
Operator disabled compound identification.							

Data File: \\PITSVR06\D\chem\gc10.i\11137.b\S1170602.D
Report Date: 18-Nov-2007 13:46

RT	EXP RT	DLT RT	RESPONSE	CONCENTRATIONS ON-COL (ng)	CONCENTRATIONS FINAL (ug/Kg)	TARGET RANGE	RATIO
5 Aroclor-1242					CAS #: 53469-21-9		

Operator disabled compound identification.

---

6 Aroclor-1248					CAS #: 12672-29-6		

Operator disabled compound identification.

---

7 Aroclor-1254					CAS #: 11097-69-1		
8.489	8.484	0.005	35620	0.05135	34.232	0.00- 0.00	0.00
8.814	8.794	0.020	20148	0.04244	28.294	112.23- 112.23	0.00
8.904	8.901	0.003	35800	0.04054	27.027	97.40- 97.40	0.00
9.514	9.517	-0.003	43469	0.09307	62.045	71.09- 71.09	0.00
9.905	9.899	0.006	35800	0.05874	39.160	85.01- 85.01	0.00
		Average of Peak Concentrations =			38.151		

---

8 Aroclor-1260					CAS #: 11096-82-5		
9.129	9.132	-0.003	22491	0.03274	21.829	0.00- 0.00	0.00(a)
9.514	9.519	-0.005	43469	0.04825	32.166	115.86- 115.86	0.00
10.362	10.362	0.000	8719	0.01818	12.119	136.91- 136.91	0.00
10.872	10.875	-0.003	22532	0.02040	13.598	140.00- 140.00	0.00
11.312	11.317	-0.005	17365	0.02626	17.503	128.33- 128.33	0.00
		Average of Peak Concentrations =			19.443		

---

9 Aroclor-1262					CAS #: 37324-23-5		
9.905	9.905	0.000	0	0.00000	0.00000	0.00- 0.00	0.00
10.036	10.037	-0.001	11674	0.01405	9.3684	0.00- 0.00	0.00
10.119	10.123	-0.004	4930	0.01487	9.9116	0.00- 0.00	0.00
11.439	11.442	-0.003	4545	0.01276	8.5043	0.00- 0.00	0.00
12.305	12.306	-0.001	5322	0.01489	9.9244	0.00- 0.00	0.00
		Average of Peak Concentrations =			9.4272		

---

10 Aroclor-1268					CAS #: 11100-14-4		

Operator disabled compound identification.

$ 11 Decachlorobiphenyl					CAS #: 2051-24-3		
13.116	13.117	-0.001	92869	0.01578	10.520		

QC Flag Legend

a - Target compound detected but, quantitated amount Below Limit Of Quantitation(BLOQ).

Report Date : 14-Nov-2007 07:40

TestAmerica Pittsburgh

INITIAL CALIBRATION DATA

Start Cal Date : 13-NOV-2007 10:04
End Cal Date : 13-NOV-2007 14:41
Quant Method : ESTD
Origin : Disabled
Target Version : 4.14
Integrator : Falcon
Method file : \\PITSVR06\D\chem\gc10.i\11137.b\PCBA.m
Last Edit : 14-Nov-2007 07:32 guptaa
Curve Type : Average

Compound	0.05000 Level 1	0.20000 Level 2	0.50000 Level 3	1.000 Level 4	2.000 Level 5	4.000 Level 6	0.01000 Level 7	RRF	% RSD	
(2)	*****	*****	166616	*****	*****	*****	*****	166616	0.000	<-
(3)	*****	*****	197242	*****	*****	*****	*****	197242	0.000	<-
(4)	*****	*****	125118	*****	*****	*****	*****	125118	0.000	<-
(5)	*****	*****	554184	*****	*****	*****	*****	554184	0.000	<-
7 Aroclor-1254(1)	*****	*****	693704	*****	*****	*****	*****	693704	0.000	
(2)	*****	*****	474734	*****	*****	*****	*****	474734	0.000	<-
(3)	*****	*****	883074	*****	*****	*****	*****	883074	0.000	<-
(4)	*****	*****	467066	*****	*****	*****	*****	467066	0.000	<-
(5)	*****	*****	609470	*****	*****	*****	*****	609470	0.000	<-
8 Aroclor-1260(1)	707220	695520	670208	643972	716436	659667	715100	686875	4.210	
(2)	913740	936405	837994	844342	954041	854121	965900	900935	6.049	

TETRA TECH NUS, INC. **CALCULATION WORKSHEET** PAGE _____ OF _____

CLIENT		JOB NUMBER	
Frog Mortar Creek		00998	
SUBJECT			
Organotins			
BASED ON		DRAWING NUMBER	
GC/MS			
BY	CHECKED BY	APPROVED BY	DATE
Edward Hedlyn			

FMC-15

Monobutyltin = 5.3 ug/kg

$$\frac{2902 \times 100 \times 20}{45655 \times 15.226 \times 1.957 \times 0.807} = 5.3 \text{ ug/kg}$$

Client: TestAmerica Laboratories, Inc. Job Number: 580-8004-1

Client Sample ID: FMC 15

Lab Sample ID: 580-8004-3 Date Sampled: 10/31/2007 0000
Client Matrix: Solid % Moisture: 19.3 Date Received: 11/03/2007 1035

Organotins Organotins by GC/MS (PSEP) Protocol

Method: Organotins Analysis Batch: 580-25682 Instrument ID: SEA008
Preparation: Organotin Prep Prep Batch: 580-25378 Lab File ID: L25764.D
Dilution: 1.0 Initial Weight/Volume: 15.2262 g
Date Analyzed: 11/07/2007 2309 Final Weight/Volume: 20 mL
Date Prepared: 11/05/2007 1145 Injection Volume:

Analyte	DryWt Corrected: Y	Result (ug/Kg)	Qualifier	MDL	RL
Dibutyltin		ND		0.44	1.6
Monobutyltin		5.3		0.26	1.6
Tetra-n-butyltin		ND		1.5	4.4
Tributyltin		ND		0.43	1.6

Surrogate	%Rec	Acceptance Limits
Tripentyltin	62	42 - 192

Quantitation Report (QT Reviewed)

Data File : T:\DATA\11122007\L25764.D Vial: 0
Acq On : 07 Nov 2007 23:09 Operator: Brent Hepner SE
Sample : 580-8004-a-3-a ORGTIN SOIL Inst :
Misc : bt$SEA800345 Multiplr: 1.00
MS Integration Params: rteint.p
Quant Time: Nov 13 14:14:56 2007 Quant Results File: ORGTIN11062007M.I

Quant Method : T:\METHODS\ORGTIN11062007M.M (RTE Integrator)
Title : ORGANOTIN
Last Update : Tue Nov 13 14:12:39 2007
Response via : Initial Calibration
DataAcq Meth :

Internal Standards	R.T.	QIon	Response	Conc	Units	Dev(Min)
1) Phenanthrene-d10	9.90	188	45655+	100.00	UG/L	-0.03
System Monitoring Compounds						
2) Tripentyltin	10.80	347	68282+	61.69	UG/L	-0.03
Target Compounds						Qvalue
6) Monobutyltin	11.11	291	2902+	3.25	UG/L	51

(#) = qualifier out of range (m) = manual integration (+) = signals summed

Response Factor Report

Method : T:\METHODS\ORGTIN11062007M.M (RTE Integrator)
Title : ORGANOTIN
Last Update : Mon Nov 12 10:25:04 2007
Response via : Initial Calibration

Calibration Files
200 =L25695.D 100 =L25696.D 50 =L25697.D
10 =L25698.D 5 =L25699.D 1 =L25700.D

		Compound	200	100	50	10	5	1	Avg	%RSD
1)	I	Phenanthrene-d10	ISTD							
2)	S	Tripentyltin	2.336	2.499	2.749	2.205	2.368	2.389	2.424	7.65
3)	T	Tetrabutyltin	1.155	1.161	1.338	1.130	1.247	1.357	1.231	7.98
4)	T	Tributyltin	2.090	2.161	2.438	2.224	1.812	1.921	2.108	10.57
5)	T	Dibutyltin	3.656	3.396	3.748	3.316	3.474	3.011	3.433	7.64
6)	T	Monobutyltin	1.767	2.043	2.309	2.054	1.853	1.715	1.957	11.35

(#) = Out of Range

Tetra Tech NUS **INTERNAL CORRESPONDENCE**

TO: **M.MARTIN** **DATE:** **FEBRUARY 18, 2008**

FROM: **TERRI L. SOLOMON** **COPIES:** **DV FILE**

SUBJECT: **INORGANIC DATA VALIDATION – SELECT TOTAL AND DISSOLVED METALS**
MARTIN STATE AIRPORT
SAMPLE DELIVERY GROUP (SDG) – C7K020216

SAMPLES: 15/Aqueous/

FMC 10	FMC 11	FMC 12
FMC 13	FMC 16	FMC 18
FMC 20	FMC 22	FMC 24
FMC 25	FMC 26	FMC 3
FMC 5	FMC 7	FMC 9

Overview

The sample set for Martin State Airport, SDG C7K020216, consists of fifteen (15) aqueous environmental samples. No field duplicate pairs were included within this SDG.

All samples were analyzed for select total and dissolved metals including antimony, arsenic, beryllium, cadmium, chromium, copper, lead, mercury, nickel, selenium, silver, thallium and zinc. The samples were collected by Tetra Tech NUS on October 30, 31 and November 1, 2007 and analyzed by Test America. Metals analyses were conducted using SW-846 method 6020. Mercury analyses were conducted using SW-846 method 7470A.

The findings offered in this report are based upon a general review of all available data. The data review was based on data completeness, holding times, initial and continuing calibration verification results, laboratory method / preparation blank results, ICP interference results, laboratory control sample recoveries, matrix spike / matrix spike duplicate recoveries, ICP serial dilution results, detection limits and analyte quantitation.

Areas of concern with respect to data quality are listed below.

Major Problems – None.

Minor Problems

- The contract required detection limit (CRDL) percent recoveries for arsenic and nickel were > 110% quality control limit affecting all samples. Positive results < 2X CRDL reported for the aforementioned analytes were qualified as biased high, "K".

- The CRDL percent recovery for lead was < 90% quality control limit affecting all samples. Positive results < 2X CRDL and nondetects reported for lead were qualified as biased low, "L" and "UL", respectively.

- The following contaminants were detected in the laboratory method/preparation blanks at the following maximum concentrations:

Analyte	Maximum Concentration	Action Level
Antimony	0.28 ug/L	1.4 ug/L
Arsenic	0.26 ug/L	1.3 ug/L
Chromium	0.36 ug/L	1.8 ug/L
Chromium[(2)]	0.40 ug/L	2.0 ug/L
Copper	0.16 ug/L	0.8 ug/L
Lead	0.04 ug/L	0.2 ug/L
Mercury[(1)]	0.059 ug/L	0.295 ug/L
Selenium	1.08 ug/L	5.4 ug/L
Thallium	0.05 ug/L	0.25 ug/L
Zinc[(1)]	1.6 ug/L	8.0 ug/L

(1) Maximum concentration present in a total metals preparation blank.
(2) Maximum concentration present in a dissolved metals preparation blank.

An action level of 5X the maximum contaminant level has been used to evaluate sample data for blank contamination. Sample aliquot and dilution factors, if applicable, were taken into consideration when evaluating for blank contamination. Positive results less than the blank action level reported for antimony, lead, mercury, thallium and zinc were qualified "B" as a result of laboratory blank contamination.

- The matrix spike / matrix spike duplicate percent recoveries for mercury were < 75% quality control limit affecting the total metals analyses. The nondetected results reported for mercury in the affected samples were qualified as biased low, "UL".

Notes

The nondetected results on the EDD were reported to the reporting limit. The nondetected results should be reported to the method detection limit (MDL). The results reported on the EDD were amended to the MDL.

Executive Summary

Laboratory Performance: The CRDL percent recoveries for arsenic, lead and nickel were outside the 90-110% quality control limits. Several analytes were present in the laboratory method / preparation blanks.

Other Factors Affecting Data Quality: The matrix spike / matrix spike duplicate percent recoveries for mercury were < 75% quality control limit affecting the total metals analyses.

The data for these analyses were reviewed with reference to Region III modifications to the "National Functional Guidelines for Inorganic Data Validation", April 1993.

The text of this report has been formulated to address only those problem areas affecting data quality.

Tetra Tech NUS
Terri L. Solomon
Environmental Scientist

Tetra Tech NUS
Joseph A. Samchuck
Quality Assurance Officer

Attachments:

1. Appendix A - Qualified Analytical Results
2. Appendix B - Results as reported by the Laboratory
3. Appendix C - Support Documentation

APPENDIX A
QUALIFIED ANALYTICAL RESULTS

Data Validation Qualifier Codes:

A = Lab Blank Contamination
B = Field Blank Contamination
C = Calibration Noncompliance (e.g. % RSDs, %Ds, ICVs, CCVs, RRFs, etc.)
C01 = GC/MS Tuning Noncompliance
D = MS/MSD Recovery Noncompliance
E = LCS/LCSD Recovery Noncompliance
F = Lab Duplicate Imprecision
G = Field Duplicate Imprecision
H = Holding Time Exceedance
I = ICP Serial Dilution Noncompliance
J = GFAA PDS-GFAA MSA's r < 0.995 / ICP PDS Recovery Noncompliance
K = ICP Interference - includes ICS % R Noncompliance
L = Instrument Calibration Range Exceedance
M = Sample Preservation Noncompliance
N = Internal Standard Noncompliance
N01 = Internal Standard Recovery Noncompliance Dioxins
N02 = Recovery Standard Noncompliance Dioxins
N03 = Clean-up Standard Noncompliance Dioxins
O - Poor Instrument Performance (e.g. base-line drifting)
P = Uncertainty near detection limit (< 2 x IDL for inorganics and <CRQL for organics)
Q = Other problems (can encompass a number of issues; e.g. chromatography,interferences, etc.)
R = Surrogates Recovery Noncompliance
S = Pesticide/PCB Resolution
T = % Breakdown Noncompliance for DOT and Endrin
U = % Difference between columns/detectors >25% for positive results determined via GC/HPLC
V = Non-linear calibrations; correlation coefficient r < 0.995
W = EMPC result
X = Signal to noise response drop
Y = Percent solids <30%
Z = Uncertainty at 2 sigma deviation is greater than sample activity

PROJ_NO: 00998

SDG: C7K020216 MEDIA: WATER DATA FRACTION: M

nsample	FMC 10
samp_date	10/30/2007
lab_id	C7K020216003
qc_type	NM
units	UG/L
Pct_Solids	
DUP_OF:	

Parameter	Result	Val Qual	Qual Code
ANTIMONY	0.26	B	A
ARSENIC	3.1		
BERYLLIUM	0.068	U	
CADMIUM	0.12		
CHROMIUM	2.8		
COPPER	5.4		
LEAD	1.1	L	C
MERCURY	0.055	UL	D
NICKEL	2.5		
SELENIUM	9.1		
SILVER	0.077	U	
THALLIUM	0.023	B	A
ZINC	11.1		

nsample	FMC 11
samp_date	10/30/2007
lab_id	C7K020216004
qc_type	NM
units	UG/L
Pct_Solids	
DUP_OF:	

Parameter	Result	Val Qual	Qual Code
ANTIMONY	0.27	B	A
ARSENIC	3.6		
BERYLLIUM	0.068	U	
CADMIUM	0.11	U	
CHROMIUM	3		
COPPER	5.4		
LEAD	1	L	C
MERCURY	0.058	B	A
NICKEL	2.4		
SELENIUM	10.3		
SILVER	0.077	U	
THALLIUM	0.018	U	
ZINC	15.8		

nsample	FMC 12
samp_date	10/30/2007
lab_id	C7K020216005
qc_type	NM
units	UG/L
Pct_Solids	
DUP_OF:	

Parameter	Result	Val Qual	Qual Code
ANTIMONY	0.24	B	A
ARSENIC	3.5		
BERYLLIUM	0.068	U	
CADMIUM	0.11	U	
CHROMIUM	3.6		
COPPER	6.3		
LEAD	1.7	L	C
MERCURY	0.057	B	A
NICKEL	2.7		
SELENIUM	11.1		
SILVER	0.077	U	
THALLIUM	0.018	U	
ZINC	12.7		

PROJ_NO: 00998

SDG: C7K020216 MEDIA: WATER DATA FRACTION: M

nsample	FMC 13
samp_date	10/30/2007
lab_id	C7K020216006
qc_type	NM
units	UG/L
Pct_Solids	
DUP_OF:	

Parameter	Result	Val Qual	Qual Code
ANTIMONY	0.22	B	A
ARSENIC	3.4		
BERYLLIUM	0.068	U	
CADMIUM	0.11	U	
CHROMIUM	3.7		
COPPER	6.4		
LEAD	1.4	L	C
MERCURY	0.055	UL	D
NICKEL	2.5		
SELENIUM	10.8		
SILVER	0.077	U	
THALLIUM	0.018	U	
ZINC	10.7		

nsample	FMC 16
samp_date	10/31/2007
lab_id	C7K020216007
qc_type	NM
units	UG/L
Pct_Solids	
DUP_OF:	

Parameter	Result	Val Qual	Qual Code
ANTIMONY	0.24	B	A
ARSENIC	2.6		
BERYLLIUM	0.068	U	
CADMIUM	0.18		
CHROMIUM	3.2		
COPPER	4.9		
LEAD	0.85	L	C
MERCURY	0.055	UL	D
NICKEL	2.4		
SELENIUM	8.3		
SILVER	0.077	U	
THALLIUM	0.018	U	
ZINC	9.7		

nsample	FMC 18
samp_date	10/31/2007
lab_id	C7K020216008
qc_type	NM
units	UG/L
Pct_Solids	
DUP_OF:	

Parameter	Result	Val Qual	Qual Code
ANTIMONY	0.25	B	A
ARSENIC	2.8		
BERYLLIUM	0.068	U	
CADMIUM	0.11	U	
CHROMIUM	3.9		
COPPER	7		
LEAD	1.5	L	C
MERCURY	0.055	UL	D
NICKEL	2.5		
SELENIUM	9.4		
SILVER	0.077	U	
THALLIUM	0.018	U	
ZINC	12.3		

PROJ_NO: 00998

SDG: C7K020216 MEDIA: WATER DATA FRACTION: M

nsample	FMC 20
samp_date	10/31/2007
lab_id	C7K020216009
qc_type	NM
units	UG/L
Pct_Solids	
DUP_OF:	

Parameter	Result	Val Qual	Qual Code
ANTIMONY	0.26	B	A
ARSENIC	3.4		
BERYLLIUM	0.068	U	
CADMIUM	0.11	U	
CHROMIUM	3.5		
COPPER	6.6		
LEAD	1.3	L	C
MERCURY	0.055	UL	D
NICKEL	2.5		
SELENIUM	9.3		
SILVER	0.077	U	
THALLIUM	0.018	U	
ZINC	15.2		

nsample	FMC 22
samp_date	10/31/2007
lab_id	C7K020216010
qc_type	NM
units	UG/L
Pct_Solids	
DUP_OF:	

Parameter	Result	Val Qual	Qual Code
ANTIMONY	0.29	B	A
ARSENIC	3.6		
BERYLLIUM	0.068	U	
CADMIUM	0.11	U	
CHROMIUM	3.3		
COPPER	5.6		
LEAD	0.94	L	C
MERCURY	0.055	UL	D
NICKEL	2.4		
SELENIUM	9.4		
SILVER	0.077	U	
THALLIUM	0.018	U	
ZINC	10.4		

nsample	FMC 24
samp_date	10/30/2007
lab_id	C7K020216001
qc_type	NM
units	UG/L
Pct_Solids	
DUP_OF:	

Parameter	Result	Val Qual	Qual Code
ANTIMONY	0.25	B	A
ARSENIC	3		
BERYLLIUM	0.068	U	
CADMIUM	0.11	U	
CHROMIUM	3.6		
COPPER	5.8		
LEAD	0.86	L	C
MERCURY	0.055	UL	D
NICKEL	2.2		
SELENIUM	9.5		
SILVER	0.077	U	
THALLIUM	0.018	U	
ZINC	10.5		

PROJ_NO: 00998

SDG: C7K020216 MEDIA: WATER DATA FRACTION: M

nsample	FMC 25
samp_date	11/1/2007
lab_id	C7K020216014
qc_type	NM
units	UG/L
Pct_Solids	
DUP_OF:	

Parameter	Result	Val Qual	Qual Code
ANTIMONY	0.23	B	A
ARSENIC	3.5		
BERYLLIUM	0.068	U	
CADMIUM	0.11	U	
CHROMIUM	3.6		
COPPER	5.1		
LEAD	0.84	L	C
MERCURY	0.055	UL	D
NICKEL	2.3		
SELENIUM	10.7		
SILVER	0.077	U	
THALLIUM	0.018	U	
ZINC	6	B	A

nsample	FMC 26
samp_date	11/1/2007
lab_id	C7K020216015
qc_type	NM
units	UG/L
Pct_Solids	
DUP_OF:	

Parameter	Result	Val Qual	Qual Code
ANTIMONY	0.17	B	A
ARSENIC	2.2		
BERYLLIUM	0.068	U	
CADMIUM	0.11	U	
CHROMIUM	3.2		
COPPER	4.5		
LEAD	0.56	L	C
MERCURY	0.055	UL	D
NICKEL	2.2		
SELENIUM	10.4		
SILVER	0.077	U	
THALLIUM	0.018	U	
ZINC	5.3	B	A

nsample	FMC 3
samp_date	10/31/2007
lab_id	C7K020216011
qc_type	NM
units	UG/L
Pct_Solids	
DUP_OF:	

Parameter	Result	Val Qual	Qual Code
ANTIMONY	0.26	B	A
ARSENIC	3.4		
BERYLLIUM	0.068	U	
CADMIUM	0.11	U	
CHROMIUM	3.4		
COPPER	5.9		
LEAD	1.2	L	C
MERCURY	0.055	UL	D
NICKEL	2.4		
SELENIUM	9.1		
SILVER	0.077	U	
THALLIUM	0.018	U	
ZINC	9.1		

PROJ_NO: 00998

SDG: C7K020216 MEDIA: WATER DATA FRACTION: M

nsample	FMC 5
samp_date	10/31/2007
lab_id	C7K020216012
qc_type	NM
units	UG/L
Pct_Solids	
DUP_OF:	

Parameter	Result	Val Qual	Qual Code
ANTIMONY	0.26	B	A
ARSENIC	3.7		
BERYLLIUM	0.068	U	
CADMIUM	0.13		
CHROMIUM	3.4		
COPPER	6.3		
LEAD	1.1	L	C
MERCURY	0.056	B	A
NICKEL	2.3		
SELENIUM	10.3		
SILVER	0.077	U	
THALLIUM	0.018	U	
ZINC	13.3		

nsample	FMC 7
samp_date	10/31/2007
lab_id	C7K020216013
qc_type	NM
units	UG/L
Pct_Solids	
DUP_OF:	

Parameter	Result	Val Qual	Qual Code
ANTIMONY	0.24	B	A
ARSENIC	3.4		
BERYLLIUM	0.068	U	
CADMIUM	0.11	U	
CHROMIUM	3.5		
COPPER	6.2		
LEAD	1.1	L	C
MERCURY	0.055	UL	D
NICKEL	2.4		
SELENIUM	10.2		
SILVER	0.077	U	
THALLIUM	0.018	U	
ZINC	12.2		

nsample	FMC 9
samp_date	10/30/2007
lab_id	C7K020216002
qc_type	NM
units	UG/L
Pct_Solids	
DUP_OF:	

Parameter	Result	Val Qual	Qual Code
ANTIMONY	0.26	B	A
ARSENIC	2.1		
BERYLLIUM	0.068	U	
CADMIUM	0.12		
CHROMIUM	2.9		
COPPER	6.1		
LEAD	1.7	L	C
MERCURY	0.055	UL	D
NICKEL	2.4		
SELENIUM	7.5		
SILVER	0.077	U	
THALLIUM	0.022	B	A
ZINC	12.3		

PROJ_NO: 00998

SDG: C7K020216 MEDIA: WATER DATA FRACTION: MF

nsample	FMC 10
samp_date	10/30/2007
lab_id	C7K020216003
qc_type	NM
units	UG/L
Pct_Solids	
DUP_OF:	

Parameter	Result	Val Qual	Qual Code
ANTIMONY	0.31	B	A
ARSENIC	1.8	K	C
BERYLLIUM	0.068	U	
CADMIUM	0.13		
CHROMIUM	3.4		
COPPER	3.4		
LEAD	0.020	UL	C
MERCURY	0.055	U	
NICKEL	2.4		
SELENIUM	9.1		
SILVER	0.077	U	
THALLIUM	0.093	B	A
ZINC	7.2		

nsample	FMC 11
samp_date	10/30/2007
lab_id	C7K020216004
qc_type	NM
units	UG/L
Pct_Solids	
DUP_OF:	

Parameter	Result	Val Qual	Qual Code
ANTIMONY	0.25	B	A
ARSENIC	3.4		
BERYLLIUM	0.068	U	
CADMIUM	0.11	U	
CHROMIUM	3.2		
COPPER	3.4		
LEAD	0.02	UL	C
MERCURY	0.055	U	
NICKEL	2.1		
SELENIUM	10.8		
SILVER	0.077	U	
THALLIUM	0.04	B	A
ZINC	7.1		

nsample	FMC 12
samp_date	10/30/2007
lab_id	C7K020216005
qc_type	NM
units	UG/L
Pct_Solids	
DUP_OF:	

Parameter	Result	Val Qual	Qual Code
ANTIMONY	0.3	B	A
ARSENIC	3.7		
BERYLLIUM	0.068	U	
CADMIUM	0.12		
CHROMIUM	3.2		
COPPER	3.1		
LEAD	0.022	B	A
MERCURY	0.055	U	
NICKEL	2.2		
SELENIUM	12.3		
SILVER	0.077	U	
THALLIUM	0.038	B	A
ZINC	7.1		

PROJ_NO: 00998

SDG: C7K020216 MEDIA: WATER DATA FRACTION: MF

nsample	FMC 13
samp_date	10/30/2007
lab_id	C7K020216006
qc_type	NM
units	UG/L
Pct_Solids	
DUP_OF:	

Parameter	Result	Val Qual	Qual Code
ANTIMONY	0.25	B	A
ARSENIC	4.2		
BERYLLIUM	0.068	U	
CADMIUM	0.11	U	
CHROMIUM	2.9		
COPPER	3		
LEAD	0.067	B	A
MERCURY	0.055	U	
NICKEL	1.9	K	C
SELENIUM	13.9		
SILVER	0.077	U	
THALLIUM	0.021	B	A
ZINC	7.6		

nsample	FMC 16
samp_date	10/31/2007
lab_id	C7K020216007
qc_type	NM
units	UG/L
Pct_Solids	
DUP_OF:	

Parameter	Result	Val Qual	Qual Code
ANTIMONY	0.28	B	A
ARSENIC	4.4		
BERYLLIUM	0.068	U	
CADMIUM	0.11	U	
CHROMIUM	2.6		
COPPER	3.1		
LEAD	0.02	UL	C
MERCURY	0.055	U	
NICKEL	2.2		
SELENIUM	14.3		
SILVER	0.077	U	
THALLIUM	0.018	U	
ZINC	6.9		

nsample	FMC 18
samp_date	10/31/2007
lab_id	C7K020216008
qc_type	NM
units	UG/L
Pct_Solids	
DUP_OF:	

Parameter	Result	Val Qual	Qual Code
ANTIMONY	0.24	B	A
ARSENIC	2.9		
BERYLLIUM	0.068	U	
CADMIUM	0.11	U	
CHROMIUM	3.1		
COPPER	3.4		
LEAD	0.02	UL	C
MERCURY	0.055	U	
NICKEL	2.1		
SELENIUM	9.4		
SILVER	0.077	U	
THALLIUM	0.018	U	
ZINC	8		

PROJ_NO: 00998

SDG: C7K020216 MEDIA: WATER DATA FRACTION: MF

nsample	FMC 20
samp_date	10/31/2007
lab_id	C7K020216009
qc_type	NM
units	UG/L
Pct_Solids	
DUP_OF:	

Parameter	Result	Val Qual	Qual Code
ANTIMONY	0.24	B	A
ARSENIC	2.6		
BERYLLIUM	0.068	U	
CADMIUM	0.11	U	
CHROMIUM	3.4		
COPPER	3.4		
LEAD	0.02	UL	C
MERCURY	0.055	U	
NICKEL	2.1		
SELENIUM	10.4		
SILVER	0.077	U	
THALLIUM	0.018	U	
ZINC	6.4		

nsample	FMC 22
samp_date	10/31/2007
lab_id	C7K020216010
qc_type	NM
units	UG/L
Pct_Solids	
DUP_OF:	

Parameter	Result	Val Qual	Qual Code
ANTIMONY	0.21	B	A
ARSENIC	3.3		
BERYLLIUM	0.068	U	
CADMIUM	0.11	U	
CHROMIUM	3.2		
COPPER	3.8		
LEAD	0.02	UL	C
MERCURY	0.055	U	
NICKEL	2.2		
SELENIUM	11.5		
SILVER	0.077	U	
THALLIUM	0.018	U	
ZINC	6.5		

nsample	FMC 24
samp_date	10/30/2007
lab_id	C7K020216001
qc_type	NM
units	UG/L
Pct_Solids	
DUP_OF:	

Parameter	Result	Val Qual	Qual Code
ANTIMONY	0.33	B	A
ARSENIC	3.8		
BERYLLIUM	0.068	U	
CADMIUM	0.11	U	
CHROMIUM	3		
COPPER	4.6		
LEAD	0.17	B	A
MERCURY	0.055	U	
NICKEL	2.1		
SELENIUM	9.2		
SILVER	0.077	U	
THALLIUM	0.092	B	A
ZINC	10.4		

PROJ_NO: 00998

SDG: C7K020216 MEDIA: WATER DATA FRACTION: MF

nsample	FMC 25
samp_date	11/1/2007
lab_id	C7K020216014
qc_type	NM
units	UG/L
Pct_Solids	
DUP_OF:	

Parameter	Result	Val Qual	Qual Code
ANTIMONY	0.25	B	A
ARSENIC	3		
BERYLLIUM	0.068	U	
CADMIUM	0.11	U	
CHROMIUM	2.2		
COPPER	3		
LEAD	0.02	UL	C
MERCURY	0.055	U	
NICKEL	1.8	K	C
SELENIUM	11.5		
SILVER	0.077	U	
THALLIUM	0.018	U	
ZINC	3.6		

nsample	FMC 26
samp_date	11/1/2007
lab_id	C7K020216015
qc_type	NM
units	UG/L
Pct_Solids	
DUP_OF:	

Parameter	Result	Val Qual	Qual Code
ANTIMONY	0.2	B	A
ARSENIC	3		
BERYLLIUM	0.068	U	
CADMIUM	0.11	U	
CHROMIUM	2.3		
COPPER	3		
LEAD	0.02	UL	C
MERCURY	0.055	U	
NICKEL	2	K	C
SELENIUM	10.8		
SILVER	0.077	U	
THALLIUM	0.018	U	
ZINC	2.8		

nsample	FMC 3
samp_date	10/31/2007
lab_id	C7K020216011
qc_type	NM
units	UG/L
Pct_Solids	
DUP_OF:	

Parameter	Result	Val Qual	Qual Code
ANTIMONY	0.19	B	A
ARSENIC	2.4		
BERYLLIUM	0.068	U	
CADMIUM	0.11	U	
CHROMIUM	3.2		
COPPER	3.4		
LEAD	0.02	UL	C
MERCURY	0.055	U	
NICKEL	2.1		
SELENIUM	11.1		
SILVER	0.077	U	
THALLIUM	0.018	U	
ZINC	5.5		

PROJ_NO: 00998

SDG: C7K020216 MEDIA: WATER DATA FRACTION: MF

nsample	FMC 5
samp_date	10/31/2007
lab_id	C7K020216012
qc_type	NM
units	UG/L
Pct_Solids	
DUP_OF:	

Parameter	Result	Val Qual	Qual Code
ANTIMONY	0.22	B	A
ARSENIC	2.9		
BERYLLIUM	0.068	U	
CADMIUM	0.11	U	
CHROMIUM	3.1		
COPPER	4.1		
LEAD	0.076	B	A
MERCURY	0.055	U	
NICKEL	2.2		
SELENIUM	11.5		
SILVER	0.077	U	
THALLIUM	0.018	U	
ZINC	7.9		

nsample	FMC 7
samp_date	10/31/2007
lab_id	C7K020216013
qc_type	NM
units	UG/L
Pct_Solids	
DUP_OF:	

Parameter	Result	Val Qual	Qual Code
ANTIMONY	0.23	B	A
ARSENIC	3.2		
BERYLLIUM	0.068	U	
CADMIUM	0.11	U	
CHROMIUM	3.1		
COPPER	3.6		
LEAD	0.02	UL	C
MERCURY	0.055	U	
NICKEL	1.9	K	C
SELENIUM	12.3		
SILVER	0.077	U	
THALLIUM	0.018	U	
ZINC	8.2		

nsample	FMC 9
samp_date	10/30/2007
lab_id	C7K020216002
qc_type	NM
units	UG/L
Pct_Solids	
DUP_OF:	

Parameter	Result	Val Qual	Qual Code
ANTIMONY	0.37	B	A
ARSENIC	3.7		
BERYLLIUM	0.068	U	
CADMIUM	0.11	U	
CHROMIUM	2.6		
COPPER	2.9		
LEAD	0.02	UL	C
MERCURY	0.055	U	
NICKEL	2.2		
SELENIUM	12.7		
SILVER	0.077	U	
THALLIUM	0.12	B	A
ZINC	7.5		

APPENDIX B
RESULTS AS REPORTED BY THE LABORATORY

Tetra Tech NUS, Inc

Client Sample ID: FMC 10

TOTAL Metals

Lot-Sample #...: C7K020216-003 Matrix.....: WATER
Date Sampled...: 10/30/07 Date Received..: 11/02/07

PARAMETER	RESULT	REPORTING LIMIT	UNITS	METHOD	PREPARATION-ANALYSIS DATE	WORK ORDER #
Prep Batch #...: 7318317						
Silver	ND	1.0	ug/L	SW846 6020	11/14-11/27/07	KAE071A6
		Dilution Factor: 1		Analysis Time..: 20:33	Analyst ID.....: 400149	
		Instrument ID..: ICPMS		MS Run #.....: 7318166	MDL.....: 0.077	
Arsenic	**3.1**	**1.0**	**ug/L**	**SW846 6020**	**11/14-11/27/07**	**KAE071A7**
		Dilution Factor: 1		Analysis Time..: 20:33	Analyst ID.....: 400149	
		Instrument ID..: ICPMS		MS Run #.....: 7318166	MDL.....: 0.14	
Beryllium	ND	1.0	ug/L	SW846 6020	11/14-11/27/07	KAE071A8
		Dilution Factor: 1		Analysis Time..: 20:33	Analyst ID.....: 400149	
		Instrument ID..: ICPMS		MS Run #.....: 7318166	MDL.....: 0.068	
Cadmium	**0.12 B**	**1.0**	**ug/L**	**SW846 6020**	**11/14-11/27/07**	**KAE071AA**
		Dilution Factor: 1		Analysis Time..: 20:33	Analyst ID.....: 400149	
		Instrument ID..: ICPMS		MS Run #.....: 7318166	MDL.....: 0.11	
Chromium	**2.8 J**	**2.0**	**ug/L**	**SW846 6020**	**11/14-11/27/07**	**KAE071AC**
		Dilution Factor: 1		Analysis Time..: 20:33	Analyst ID.....: 400149	
		Instrument ID..: ICPMS		MS Run #.....: 7318166	MDL.....: 0.11	
Copper	**5.4**	**2.0**	**ug/L**	**SW846 6020**	**11/14-11/27/07**	**KAE071AD**
		Dilution Factor: 1		Analysis Time..: 20:33	Analyst ID.....: 400149	
		Instrument ID..: ICPMS		MS Run #.....: 7318166	MDL.....: 0.14	
Nickel	**2.5**	**1.0**	**ug/L**	**SW846 6020**	**11/14-11/27/07**	**KAE071AE**
		Dilution Factor: 1		Analysis Time..: 20:33	Analyst ID.....: 400149	
		Instrument ID..: ICPMS		MS Run #.....: 7318166	MDL.....: 0.073	
Lead	**1.1**	**1.0**	**ug/L**	**SW846 6020**	**11/14-11/27/07**	**KAE071AF**
		Dilution Factor: 1		Analysis Time..: 20:33	Analyst ID.....: 400149	
		Instrument ID..: ICPMS		MS Run #.....: 7318166	MDL.....: 0.020	
Antimony	**0.26 B**	**2.0**	**ug/L**	**SW846 6020**	**11/14-11/27/07**	**KAE071AG**
		Dilution Factor: 1		Analysis Time..: 20:33	Analyst ID.....: 400149	
		Instrument ID..: ICPMS		MS Run #.....: 7318166	MDL.....: 0.047	

(Continued on next page)

Tetra Tech NUS, Inc

Client Sample ID: FMC 10

TOTAL Metals

Lot-Sample #...: C7K020216-003 Matrix.....: WATER

PARAMETER	RESULT	REPORTING LIMIT	UNITS	METHOD	PREPARATION-ANALYSIS DATE	WORK ORDER #
Selenium	**9.1**	**5.0**	**ug/L**	**SW846 6020**	**11/14-11/27/07**	**KAE071AH**
		Dilution Factor: 1		Analysis Time..: 20:33	Analyst ID.....: 400149	
		Instrument ID..: ICPMS		MS Run #.....: 7318166	MDL.....: 0.21	
Thallium	**0.023 B**	**1.0**	**ug/L**	**SW846 6020**	**11/14-11/27/07**	**KAE071AJ**
		Dilution Factor: 1		Analysis Time..: 20:33	Analyst ID.....: 400149	
		Instrument ID..: ICPMS		MS Run #.....: 7318166	MDL.....: 0.018	
Zinc	**11.1 J**	**5.0**	**ug/L**	**SW846 6020**	**11/14-11/27/07**	**KAE071AK**
		Dilution Factor: 1		Analysis Time..: 20:33	Analyst ID.....: 400149	
		Instrument ID..: ICPMS		MS Run #.....: 7318166	MDL.....: 0.60	
Prep Batch #...: 7318436						
Mercury	ND	0.20	ug/L	SW846 7470A	11/14/07	KAE071AP
		Dilution Factor: 1		Analysis Time..: 19:50	Analyst ID.....: 400491	
		Instrument ID..: HGHYDRA		MS Run #.....: 7318234	MDL.....: 0.055	

NOTE(S):

B Estimated result. Result is less than RL.

J Method blank contamination. The associated method blank contains the target analyte at a reportable level.

Tetra Tech NUS, Inc

Client Sample ID: FMC 11

TOTAL Metals

Lot-Sample #...: C7K020216-004 Matrix.....: WATER
Date Sampled...: 10/30/07 Date Received..: 11/02/07

PARAMETER	RESULT	REPORTING LIMIT	UNITS	METHOD	PREPARATION-ANALYSIS DATE	WORK ORDER #
Prep Batch #...: 7318317						
Silver	ND	1.0	ug/L	SW846 6020	11/14-11/27/07	KAE1A1AV
		Dilution Factor: 1		Analysis Time..: 20:37	Analyst ID.....: 400149	
		Instrument ID..: ICPMS		MS Run #.....: 7318166	MDL.....: 0.077	
Arsenic	**3.6**	**1.0**	**ug/L**	**SW846 6020**	**11/14-11/27/07**	**KAE1A1AW**
		Dilution Factor: 1		Analysis Time..: 20:37	Analyst ID.....: 400149	
		Instrument ID..: ICPMS		MS Run #.....: 7318166	MDL.....: 0.14	
Beryllium	ND	1.0	ug/L	SW846 6020	11/14-11/27/07	KAE1A1AX
		Dilution Factor: 1		Analysis Time..: 20:37	Analyst ID.....: 400149	
		Instrument ID..: ICPMS		MS Run #.....: 7318166	MDL.....: 0.068	
Cadmium	ND	1.0	ug/L	SW846 6020	11/14-11/27/07	KAE1A1A0
		Dilution Factor: 1		Analysis Time..: 20:37	Analyst ID.....: 400149	
		Instrument ID..: ICPMS		MS Run #.....: 7318166	MDL.....: 0.11	
Chromium	**3.0 J**	**2.0**	**ug/L**	**SW846 6020**	**11/14-11/27/07**	**KAE1A1A1**
		Dilution Factor: 1		Analysis Time..: 20:37	Analyst ID.....: 400149	
		Instrument ID..: ICPMS		MS Run #.....: 7318166	MDL.....: 0.11	
Copper	**5.4**	**2.0**	**ug/L**	**SW846 6020**	**11/14-11/27/07**	**KAE1A1A2**
		Dilution Factor: 1		Analysis Time..: 20:37	Analyst ID.....: 400149	
		Instrument ID..: ICPMS		MS Run #.....: 7318166	MDL.....: 0.14	
Nickel	**2.4**	**1.0**	**ug/L**	**SW846 6020**	**11/14-11/27/07**	**KAE1A1A3**
		Dilution Factor: 1		Analysis Time..: 20:37	Analyst ID.....: 400149	
		Instrument ID..: ICPMS		MS Run #.....: 7318166	MDL.....: 0.073	
Lead	**1.0**	**1.0**	**ug/L**	**SW846 6020**	**11/14-11/27/07**	**KAE1A1A4**
		Dilution Factor: 1		Analysis Time..: 20:37	Analyst ID.....: 400149	
		Instrument ID..: ICPMS		MS Run #.....: 7318166	MDL.....: 0.020	
Antimony	**0.27 B**	**2.0**	**ug/L**	**SW846 6020**	**11/14-11/27/07**	**KAE1A1A5**
		Dilution Factor: 1		Analysis Time..: 20:37	Analyst ID.....: 400149	
		Instrument ID..: ICPMS		MS Run #.....: 7318166	MDL.....: 0.047	

(Continued on next page)

Tetra Tech NUS, Inc

Client Sample ID: FMC 11

TOTAL Metals

Lot-Sample #...: C7K020216-004 Matrix.....: WATER

PARAMETER	RESULT	REPORTING LIMIT	UNITS	METHOD	PREPARATION-ANALYSIS DATE	WORK ORDER #
Selenium	**10.3**	**5.0**	**ug/L**	**SW846 6020**	**11/14-11/27/07**	**KAE1A1A6**
		Dilution Factor: 1		Analysis Time..: 20:37	Analyst ID.....: 400149	
		Instrument ID..: ICPMS		MS Run #.....: 7318166	MDL.....: 0.21	
Thallium	ND	1.0	ug/L	SW846 6020	11/14-11/27/07	KAE1A1A7
		Dilution Factor: 1		Analysis Time..: 20:37	Analyst ID.....: 400149	
		Instrument ID..: ICPMS		MS Run #.....: 7318166	MDL.....: 0.018	
Zinc	**15.8 J**	**5.0**	**ug/L**	**SW846 6020**	**11/14-11/27/07**	**KAE1A1A8**
		Dilution Factor: 1		Analysis Time..: 20:37	Analyst ID.....: 400149	
		Instrument ID..: ICPMS		MS Run #.....: 7318166	MDL.....: 0.60	
Prep Batch #...: 7318436						
Mercury	**0.058 B,J**	**0.20**	**ug/L**	**SW846 7470A**	**11/14/07**	**KAE1A1AE**
		Dilution Factor: 1		Analysis Time..: 19:52	Analyst ID.....: 400491	
		Instrument ID..: HGHYDRA		MS Run #.....: 7318234	MDL.....: 0.055	

NOTE(S):

J Method blank contamination. The associated method blank contains the target analyte at a reportable level.

B Estimated result. Result is less than RL.

Tetra Tech NUS, Inc

Client Sample ID: FMC 12

TOTAL Metals

Lot-Sample #...: C7K020216-005 **Matrix.....:** WATER
Date Sampled...: 10/30/07 **Date Received..:** 11/02/07

PARAMETER	RESULT	REPORTING LIMIT	UNITS	METHOD	PREPARATION-ANALYSIS DATE	WORK ORDER #
Prep Batch #...: 7318317						
Silver	ND	1.0	ug/L	SW846 6020	11/14-11/27/07	KAE1D1A6
		Dilution Factor: 1		Analysis Time..: 20:42	Analyst ID.....: 400149	
		Instrument ID..: ICPMS		MS Run #.....: 7318166	MDL.....: 0.077	
Arsenic	**3.5**	**1.0**	**ug/L**	**SW846 6020**	**11/14-11/27/07**	**KAE1D1A7**
		Dilution Factor: 1		Analysis Time..: 20:42	Analyst ID.....: 400149	
		Instrument ID..: ICPMS		MS Run #.....: 7318166	MDL.....: 0.14	
Beryllium	ND	1.0	ug/L	SW846 6020	11/14-11/27/07	KAE1D1A8
		Dilution Factor: 1		Analysis Time..: 20:42	Analyst ID.....: 400149	
		Instrument ID..: ICPMS		MS Run #.....: 7318166	MDL.....: 0.068	
Cadmium	ND	1.0	ug/L	SW846 6020	11/14-11/27/07	KAE1D1AA
		Dilution Factor: 1		Analysis Time..: 20:42	Analyst ID.....: 400149	
		Instrument ID..: ICPMS		MS Run #.....: 7318166	MDL.....: 0.11	
Chromium	**3.6 J**	**2.0**	**ug/L**	**SW846 6020**	**11/14-11/27/07**	**KAE1D1AC**
		Dilution Factor: 1		Analysis Time..: 20:42	Analyst ID.....: 400149	
		Instrument ID..: ICPMS		MS Run #.....: 7318166	MDL.....: 0.11	
Copper	**6.3**	**2.0**	**ug/L**	**SW846 6020**	**11/14-11/27/07**	**KAE1D1AD**
		Dilution Factor: 1		Analysis Time..: 20:42	Analyst ID.....: 400149	
		Instrument ID..: ICPMS		MS Run #.....: 7318166	MDL.....: 0.14	
Nickel	**2.7**	**1.0**	**ug/L**	**SW846 6020**	**11/14-11/27/07**	**KAE1D1AE**
		Dilution Factor: 1		Analysis Time..: 20:42	Analyst ID.....: 400149	
		Instrument ID..: ICPMS		MS Run #.....: 7318166	MDL.....: 0.073	
Lead	**1.7**	**1.0**	**ug/L**	**SW846 6020**	**11/14-11/27/07**	**KAE1D1AF**
		Dilution Factor: 1		Analysis Time..: 20:42	Analyst ID.....: 400149	
		Instrument ID..: ICPMS		MS Run #.....: 7318166	MDL.....: 0.020	
Antimony	**0.24 B**	**2.0**	**ug/L**	**SW846 6020**	**11/14-11/27/07**	**KAE1D1AG**
		Dilution Factor: 1		Analysis Time..: 20:42	Analyst ID.....: 400149	
		Instrument ID..: ICPMS		MS Run #.....: 7318166	MDL.....: 0.047	

(Continued on next page)

Tetra Tech NUS, Inc

Client Sample ID: FMC 12

TOTAL Metals

Lot-Sample #...: C7K020216-005 Matrix.....: WATER

PARAMETER	RESULT	REPORTING LIMIT	UNITS	METHOD	PREPARATION-ANALYSIS DATE	WORK ORDER #
Selenium	**11.1**	**5.0**	**ug/L**	**SW846 6020**	**11/14-11/27/07**	**KAE1D1AH**
		Dilution Factor: 1		Analysis Time..: 20:42	Analyst ID.....: 400149	
		Instrument ID..: ICPMS		MS Run #.....: 7318166	MDL.....: 0.21	
Thallium	ND	1.0	ug/L	SW846 6020	11/14-11/27/07	KAE1D1AJ
		Dilution Factor: 1		Analysis Time..: 20:42	Analyst ID.....: 400149	
		Instrument ID..: ICPMS		MS Run #.....: 7318166	MDL.....: 0.018	
Zinc	**12.7 J**	**5.0**	**ug/L**	**SW846 6020**	**11/14-11/27/07**	**KAE1D1AK**
		Dilution Factor: 1		Analysis Time..: 20:42	Analyst ID.....: 400149	
		Instrument ID..: ICPMS		MS Run #.....: 7318166	MDL.....: 0.60	
Prep Batch #...: 7318436						
Mercury	**0.057 B,J**	**0.20**	**ug/L**	**SW846 7470A**	**11/14/07**	**KAE1D1AP**
		Dilution Factor: 1		Analysis Time..: 19:54	Analyst ID.....: 400491	
		Instrument ID..: HGHYDRA		MS Run #.....: 7318234	MDL.....: 0.055	

NOTE(S):

J Method blank contamination. The associated method blank contains the target analyte at a reportable level.

B Estimated result. Result is less than RL.

Tetra Tech NUS, Inc

Client Sample ID: FMC 13

TOTAL Metals

Lot-Sample #...: C7K020216-006 **Matrix.....:** WATER
Date Sampled...: 10/30/07 **Date Received..:** 11/02/07

PARAMETER	RESULT	REPORTING LIMIT	UNITS	METHOD	PREPARATION-ANALYSIS DATE	WORK ORDER #
Prep Batch #...: 7318317						
Silver	ND	1.0	ug/L	SW846 6020	11/14-11/27/07	KAE1F1A6
		Dilution Factor: 1		Analysis Time..: 20:46	Analyst ID.....: 400149	
		Instrument ID..: ICPMS		MS Run #.....: 7318166	MDL.....: 0.077	
Arsenic	**3.4**	**1.0**	**ug/L**	**SW846 6020**	**11/14-11/27/07**	**KAE1F1A7**
		Dilution Factor: 1		Analysis Time..: 20:46	Analyst ID.....: 400149	
		Instrument ID..: ICPMS		MS Run #.....: 7318166	MDL.....: 0.14	
Beryllium	ND	1.0	ug/L	SW846 6020	11/14-11/27/07	KAE1F1A8
		Dilution Factor: 1		Analysis Time..: 20:46	Analyst ID.....: 400149	
		Instrument ID..: ICPMS		MS Run #.....: 7318166	MDL.....: 0.068	
Cadmium	ND	1.0	ug/L	SW846 6020	11/14-11/27/07	KAE1F1AA
		Dilution Factor: 1		Analysis Time..: 20:46	Analyst ID.....: 400149	
		Instrument ID..: ICPMS		MS Run #.....: 7318166	MDL.....: 0.11	
Chromium	**3.7 J**	**2.0**	**ug/L**	**SW846 6020**	**11/14-11/27/07**	**KAE1F1AC**
		Dilution Factor: 1		Analysis Time..: 20:46	Analyst ID.....: 400149	
		Instrument ID..: ICPMS		MS Run #.....: 7318166	MDL.....: 0.11	
Copper	**6.4**	**2.0**	**ug/L**	**SW846 6020**	**11/14-11/27/07**	**KAE1F1AD**
		Dilution Factor: 1		Analysis Time..: 20:46	Analyst ID.....: 400149	
		Instrument ID..: ICPMS		MS Run #.....: 7318166	MDL.....: 0.14	
Nickel	**2.5**	**1.0**	**ug/L**	**SW846 6020**	**11/14-11/27/07**	**KAE1F1AE**
		Dilution Factor: 1		Analysis Time..: 20:46	Analyst ID.....: 400149	
		Instrument ID..: ICPMS		MS Run #.....: 7318166	MDL.....: 0.073	
Lead	**1.4**	**1.0**	**ug/L**	**SW846 6020**	**11/14-11/27/07**	**KAE1F1AF**
		Dilution Factor: 1		Analysis Time..: 20:46	Analyst ID.....: 400149	
		Instrument ID..: ICPMS		MS Run #.....: 7318166	MDL.....: 0.020	
Antimony	**0.22 B**	**2.0**	**ug/L**	**SW846 6020**	**11/14-11/27/07**	**KAE1F1AG**
		Dilution Factor: 1		Analysis Time..: 20:46	Analyst ID.....: 400149	
		Instrument ID..: ICPMS		MS Run #.....: 7318166	MDL.....: 0.047	

(Continued on next page)

Tetra Tech NUS, Inc

Client Sample ID: FMC 13

TOTAL Metals

Lot-Sample #...: C7K020216-006 **Matrix.....:** WATER

PARAMETER	RESULT	REPORTING LIMIT	UNITS	METHOD	PREPARATION-ANALYSIS DATE	WORK ORDER #
Selenium	**10.8**	**5.0**	**ug/L**	**SW846 6020**	**11/14-11/27/07**	**KAE1F1AH**
		Dilution Factor: 1		Analysis Time..: 20:46	Analyst ID.....: 400149	
		Instrument ID..: ICPMS		MS Run #.....: 7318166	MDL.....: 0.21	
Thallium	ND	1.0	ug/L	SW846 6020	11/14-11/27/07	KAE1F1AJ
		Dilution Factor: 1		Analysis Time..: 20:46	Analyst ID.....: 400149	
		Instrument ID..: ICPMS		MS Run #.....: 7318166	MDL.....: 0.018	
Zinc	**10.7 J**	**5.0**	**ug/L**	**SW846 6020**	**11/14-11/27/07**	**KAE1F1AK**
		Dilution Factor: 1		Analysis Time..: 20:46	Analyst ID.....: 400149	
		Instrument ID..: ICPMS		MS Run #.....: 7318166	MDL.....: 0.60	
Prep Batch #...: 7318436						
Mercury	ND	0.20	ug/L	SW846 7470A	11/14/07	KAE1F1AP
		Dilution Factor: 1		Analysis Time..: 19:55	Analyst ID.....: 400491	
		Instrument ID..: HGHYDRA		MS Run #.....: 7318234	MDL.....: 0.055	

NOTE(S):

J Method blank contamination. The associated method blank contains the target analyte at a reportable level.

B Estimated result. Result is less than RL.

Tetra Tech NUS, Inc

Client Sample ID: FMC 16

TOTAL Metals

Lot-Sample #...: C7K020216-007
Date Sampled...: 10/31/07 Date Received..: 11/02/07 Matrix.....: WATER

PARAMETER	RESULT	REPORTING LIMIT	UNITS	METHOD	PREPARATION-ANALYSIS DATE	WORK ORDER #
Prep Batch #...: 7318317						
Silver	ND	1.0	ug/L	SW846 6020	11/14-11/27/07	KAE1J1A6
		Dilution Factor: 1		Analysis Time..: 20:50	Analyst ID.....: 400149	
		Instrument ID..: ICPMS		MS Run #.....: 7318166	MDL.....: 0.077	
Arsenic	**2.6**	**1.0**	**ug/L**	**SW846 6020**	**11/14-11/27/07**	**KAE1J1A7**
		Dilution Factor: 1		Analysis Time..: 20:50	Analyst ID.....: 400149	
		Instrument ID..: ICPMS		MS Run #.....: 7318166	MDL.....: 0.14	
Beryllium	ND	1.0	ug/L	SW846 6020	11/14-11/27/07	KAE1J1A8
		Dilution Factor: 1		Analysis Time..: 20:50	Analyst ID.....: 400149	
		Instrument ID..: ICPMS		MS Run #.....: 7318166	MDL.....: 0.068	
Cadmium	**0.18 B**	**1.0**	**ug/L**	**SW846 6020**	**11/14-11/27/07**	**KAE1J1AA**
		Dilution Factor: 1		Analysis Time..: 20:50	Analyst ID.....: 400149	
		Instrument ID..: ICPMS		MS Run #.....: 7318166	MDL.....: 0.11	
Chromium	**3.2 J**	**2.0**	**ug/L**	**SW846 6020**	**11/14-11/27/07**	**KAE1J1AC**
		Dilution Factor: 1		Analysis Time..: 20:50	Analyst ID.....: 400149	
		Instrument ID..: ICPMS		MS Run #.....: 7318166	MDL.....: 0.11	
Copper	**4.9**	**2.0**	**ug/L**	**SW846 6020**	**11/14-11/27/07**	**KAE1J1AD**
		Dilution Factor: 1		Analysis Time..: 20:50	Analyst ID.....: 400149	
		Instrument ID..: ICPMS		MS Run #.....: 7318166	MDL.....: 0.14	
Nickel	**2.4**	**1.0**	**ug/L**	**SW846 6020**	**11/14-11/27/07**	**KAE1J1AE**
		Dilution Factor: 1		Analysis Time..: 20:50	Analyst ID.....: 400149	
		Instrument ID..: ICPMS		MS Run #.....: 7318166	MDL.....: 0.073	
Lead	**0.85 B**	**1.0**	**ug/L**	**SW846 6020**	**11/14-11/27/07**	**KAE1J1AF**
		Dilution Factor: 1		Analysis Time..: 20:50	Analyst ID.....: 400149	
		Instrument ID..: ICPMS		MS Run #.....: 7318166	MDL.....: 0.020	
Antimony	**0.24 B**	**2.0**	**ug/L**	**SW846 6020**	**11/14-11/27/07**	**KAE1J1AG**
		Dilution Factor: 1		Analysis Time..: 20:50	Analyst ID.....: 400149	
		Instrument ID..: ICPMS		MS Run #.....: 7318166	MDL.....: 0.047	

(Continued on next page)

Tetra Tech NUS, Inc

Client Sample ID: FMC 16

TOTAL Metals

Lot-Sample #...: C7K020216-007 Matrix.....: WATER

PARAMETER	RESULT	REPORTING LIMIT	UNITS	METHOD	PREPARATION-ANALYSIS DATE	WORK ORDER #
Selenium	**8.3**	**5.0**	**ug/L**	**SW846 6020**	**11/14-11/27/07**	**KAE1J1AH**
		Dilution Factor: 1		Analysis Time..: 20:50	Analyst ID.....: 400149	
		Instrument ID..: ICPMS		MS Run #.....: 7318166	MDL.....: 0.21	
Thallium	ND	1.0	ug/L	SW846 6020	11/14-11/27/07	KAE1J1AJ
		Dilution Factor: 1		Analysis Time..: 20:50	Analyst ID.....: 400149	
		Instrument ID..: ICPMS		MS Run #.....: 7318166	MDL.....: 0.018	
Zinc	**9.7 J**	**5.0**	**ug/L**	**SW846 6020**	**11/14-11/27/07**	**KAE1J1AK**
		Dilution Factor: 1		Analysis Time..: 20:50	Analyst ID.....: 400149	
		Instrument ID..: ICPMS		MS Run #.....: 7318166	MDL.....: 0.60	
Prep Batch #...: 7318436						
Mercury	ND	0.20	ug/L	SW846 7470A	11/14/07	KAE1J1AP
		Dilution Factor: 1		Analysis Time..: 19:57	Analyst ID.....: 400491	
		Instrument ID..: HGHYDRA		MS Run #.....: 7318234	MDL.....: 0.055	

NOTE(S):

B Estimated result. Result is less than RL.

J Method blank contamination. The associated method blank contains the target analyte at a reportable level.

Tetra Tech NUS, Inc

Client Sample ID: FMC 18

TOTAL Metals

Lot-Sample #...: C7K020216-008 Matrix.....: WATER
Date Sampled...: 10/31/07 Date Received..: 11/02/07

PARAMETER	RESULT	REPORTING LIMIT	UNITS	METHOD	PREPARATION-ANALYSIS DATE	WORK ORDER #
Prep Batch #...: 7318317						
Silver	ND	1.0	ug/L	SW846 6020	11/14-11/27/07	KAE1K1A6
		Dilution Factor: 1		Analysis Time..: 20:55	Analyst ID.....: 400149	
		Instrument ID..: ICPMS		MS Run #.....: 7318166	MDL.....: 0.077	
Arsenic	**2.8**	**1.0**	**ug/L**	**SW846 6020**	**11/14-11/27/07**	**KAE1K1A7**
		Dilution Factor: 1		Analysis Time..: 20:55	Analyst ID.....: 400149	
		Instrument ID..: ICPMS		MS Run #.....: 7318166	MDL.....: 0.14	
Beryllium	ND	1.0	ug/L	SW846 6020	11/14-11/27/07	KAE1K1A8
		Dilution Factor: 1		Analysis Time..: 20:55	Analyst ID.....: 400149	
		Instrument ID..: ICPMS		MS Run #.....: 7318166	MDL.....: 0.068	
Cadmium	ND	1.0	ug/L	SW846 6020	11/14-11/27/07	KAE1K1AA
		Dilution Factor: 1		Analysis Time..: 20:55	Analyst ID.....: 400149	
		Instrument ID..: ICPMS		MS Run #.....: 7318166	MDL.....: 0.11	
Chromium	**3.9 J**	**2.0**	**ug/L**	**SW846 6020**	**11/14-11/27/07**	**KAE1K1AC**
		Dilution Factor: 1		Analysis Time..: 20:55	Analyst ID.....: 400149	
		Instrument ID..: ICPMS		MS Run #.....: 7318166	MDL.....: 0.11	
Copper	**7.0**	**2.0**	**ug/L**	**SW846 6020**	**11/14-11/27/07**	**KAE1K1AD**
		Dilution Factor: 1		Analysis Time..: 20:55	Analyst ID.....: 400149	
		Instrument ID..: ICPMS		MS Run #.....: 7318166	MDL.....: 0.14	
Nickel	**2.5**	**1.0**	**ug/L**	**SW846 6020**	**11/14-11/27/07**	**KAE1K1AE**
		Dilution Factor: 1		Analysis Time..: 20:55	Analyst ID.....: 400149	
		Instrument ID..: ICPMS		MS Run #.....: 7318166	MDL.....: 0.073	
Lead	**1.5**	**1.0**	**ug/L**	**SW846 6020**	**11/14-11/27/07**	**KAE1K1AF**
		Dilution Factor: 1		Analysis Time..: 20:55	Analyst ID.....: 400149	
		Instrument ID..: ICPMS		MS Run #.....: 7318166	MDL.....: 0.020	
Antimony	**0.25 B**	**2.0**	**ug/L**	**SW846 6020**	**11/14-11/27/07**	**KAE1K1AG**
		Dilution Factor: 1		Analysis Time..: 20:55	Analyst ID.....: 400149	
		Instrument ID..: ICPMS		MS Run #.....: 7318166	MDL.....: 0.047	

(Continued on next page)

Tetra Tech NUS, Inc

Client Sample ID: FMC 18

TOTAL Metals

Lot-Sample #...: C7K020216-008 Matrix.....: WATER

PARAMETER	RESULT	REPORTING LIMIT	UNITS	METHOD	PREPARATION-ANALYSIS DATE	WORK ORDER #
Selenium	**9.4**	**5.0**	**ug/L**	**SW846 6020**	**11/14-11/27/07**	**KAE1K1AH**
		Dilution Factor: 1		Analysis Time..: 20:55	Analyst ID.....: 400149	
		Instrument ID..: ICPMS		MS Run #.....: 7318166	MDL.....: 0.21	
Thallium	ND	1.0	ug/L	SW846 6020	11/14-11/27/07	KAE1K1AJ
		Dilution Factor: 1		Analysis Time..: 20:55	Analyst ID.....: 400149	
		Instrument ID..: ICPMS		MS Run #.....: 7318166	MDL.....: 0.018	
Zinc	**12.3 J**	**5.0**	**ug/L**	**SW846 6020**	**11/14-11/27/07**	**KAE1K1AK**
		Dilution Factor: 1		Analysis Time..: 20:55	Analyst ID.....: 400149	
		Instrument ID..: ICPMS		MS Run #.....: 7318166	MDL.....: 0.60	
Prep Batch #...: 7318436						
Mercury	ND	0.20	ug/L	SW846 7470A	11/14/07	KAE1K1AP
		Dilution Factor: 1		Analysis Time..: 19:59	Analyst ID.....: 400491	
		Instrument ID..: HGHYDRA		MS Run #.....: 7318234	MDL.....: 0.055	

NOTE(S):

J Method blank contamination. The associated method blank contains the target analyte at a reportable level.

B Estimated result. Result is less than RL.

Tetra Tech NUS, Inc

Client Sample ID: FMC 20

TOTAL Metals

Lot-Sample #...: C7K020216-009
Date Sampled...: 10/31/07 Date Received..: 11/02/07 Matrix.....: WATER

PARAMETER	RESULT	REPORTING LIMIT	UNITS	METHOD	PREPARATION-ANALYSIS DATE	WORK ORDER #
Prep Batch #...: 7318317						
Silver	ND	1.0	ug/L	SW846 6020	11/14-11/27/07	KAE1P1A6
		Dilution Factor: 1		Analysis Time..: 20:59	Analyst ID.....: 400149	
		Instrument ID..: ICPMS		MS Run #.....: 7318166	MDL.....: 0.077	
Arsenic	**3.4**	**1.0**	**ug/L**	**SW846 6020**	**11/14-11/27/07**	**KAE1P1A7**
		Dilution Factor: 1		Analysis Time..: 20:59	Analyst ID.....: 400149	
		Instrument ID..: ICPMS		MS Run #.....: 7318166	MDL.....: 0.14	
Beryllium	ND	1.0	ug/L	SW846 6020	11/14-11/27/07	KAE1P1A8
		Dilution Factor: 1		Analysis Time..: 20:59	Analyst ID.....: 400149	
		Instrument ID..: ICPMS		MS Run #.....: 7318166	MDL.....: 0.068	
Cadmium	ND	1.0	ug/L	SW846 6020	11/14-11/27/07	KAE1P1AA
		Dilution Factor: 1		Analysis Time..: 20:59	Analyst ID.....: 400149	
		Instrument ID..: ICPMS		MS Run #.....: 7318166	MDL.....: 0.11	
Chromium	**3.5 J**	**2.0**	**ug/L**	**SW846 6020**	**11/14-11/27/07**	**KAE1P1AC**
		Dilution Factor: 1		Analysis Time..: 20:59	Analyst ID.....: 400149	
		Instrument ID..: ICPMS		MS Run #.....: 7318166	MDL.....: 0.11	
Copper	**6.6**	**2.0**	**ug/L**	**SW846 6020**	**11/14-11/27/07**	**KAE1P1AD**
		Dilution Factor: 1		Analysis Time..: 20:59	Analyst ID.....: 400149	
		Instrument ID..: ICPMS		MS Run #.....: 7318166	MDL.....: 0.14	
Nickel	**2.5**	**1.0**	**ug/L**	**SW846 6020**	**11/14-11/27/07**	**KAE1P1AE**
		Dilution Factor: 1		Analysis Time..: 20:59	Analyst ID.....: 400149	
		Instrument ID..: ICPMS		MS Run #.....: 7318166	MDL.....: 0.073	
Lead	**1.3**	**1.0**	**ug/L**	**SW846 6020**	**11/14-11/27/07**	**KAE1P1AF**
		Dilution Factor: 1		Analysis Time..: 20:59	Analyst ID.....: 400149	
		Instrument ID..: ICPMS		MS Run #.....: 7318166	MDL.....: 0.020	
Antimony	**0.26 B**	**2.0**	**ug/L**	**SW846 6020**	**11/14-11/27/07**	**KAE1P1AG**
		Dilution Factor: 1		Analysis Time..: 20:59	Analyst ID.....: 400149	
		Instrument ID..: ICPMS		MS Run #.....: 7318166	MDL.....: 0.047	

(Continued on next page)

Tetra Tech NUS, Inc

Client Sample ID: FMC 20

TOTAL Metals

Lot-Sample #...: C7K020216-009 Matrix.....: WATER

PARAMETER	RESULT	REPORTING LIMIT	UNITS	METHOD	PREPARATION-ANALYSIS DATE	WORK ORDER #
Selenium	**9.3**	**5.0**	**ug/L**	**SW846 6020**	**11/14-11/27/07**	**KAE1P1AH**
		Dilution Factor: 1		Analysis Time..: 20:59	Analyst ID.....: 400149	
		Instrument ID..: ICPMS		MS Run #.....: 7318166	MDL.....: 0.21	
Thallium	ND	1.0	ug/L	SW846 6020	11/14-11/27/07	KAE1P1AJ
		Dilution Factor: 1		Analysis Time..: 20:59	Analyst ID.....: 400149	
		Instrument ID..: ICPMS		MS Run #.....: 7318166	MDL.....: 0.018	
Zinc	**15.2 J**	**5.0**	**ug/L**	**SW846 6020**	**11/14-11/27/07**	**KAE1P1AK**
		Dilution Factor: 1		Analysis Time..: 20:59	Analyst ID.....: 400149	
		Instrument ID..: ICPMS		MS Run #.....: 7318166	MDL.....: 0.60	
Prep Batch #...: 7318436						
Mercury	ND	0.20	ug/L	SW846 7470A	11/14/07	KAE1P1AP
		Dilution Factor: 1		Analysis Time..: 20:00	Analyst ID.....: 400491	
		Instrument ID..: HGHYDRA		MS Run #.....: 7318234	MDL.....: 0.055	

NOTE(S):

J Method blank contamination. The associated method blank contains the target analyte at a reportable level.

B Estimated result. Result is less than RL.

Tetra Tech NUS, Inc

Client Sample ID: FMC 22

TOTAL Metals

Lot-Sample #...: C7K020216-010 Matrix.....: WATER
Date Sampled...: 10/31/07 Date Received..: 11/02/07

PARAMETER	RESULT	REPORTING LIMIT	UNITS	METHOD	PREPARATION-ANALYSIS DATE	WORK ORDER #
Prep Batch #...: 7318317						
Silver	ND	1.0	ug/L	SW846 6020	11/14-11/27/07	KAE1R1A6
		Dilution Factor: 1		Analysis Time..: 21:15	Analyst ID.....: 400149	
		Instrument ID..: ICPMS		MS Run #.....: 7318166	MDL.....: 0.077	
Arsenic	**3.6**	**1.0**	**ug/L**	**SW846 6020**	**11/14-11/27/07**	**KAE1R1A7**
		Dilution Factor: 1		Analysis Time..: 21:15	Analyst ID.....: 400149	
		Instrument ID..: ICPMS		MS Run #.....: 7318166	MDL.....: 0.14	
Beryllium	ND	1.0	ug/L	SW846 6020	11/14-11/27/07	KAE1R1A8
		Dilution Factor: 1		Analysis Time..: 21:15	Analyst ID.....: 400149	
		Instrument ID..: ICPMS		MS Run #.....: 7318166	MDL.....: 0.068	
Cadmium	ND	1.0	ug/L	SW846 6020	11/14-11/27/07	KAE1R1AA
		Dilution Factor: 1		Analysis Time..: 21:15	Analyst ID.....: 400149	
		Instrument ID..: ICPMS		MS Run #.....: 7318166	MDL.....: 0.11	
Chromium	**3.3 J**	**2.0**	**ug/L**	**SW846 6020**	**11/14-11/27/07**	**KAE1R1AC**
		Dilution Factor: 1		Analysis Time..: 21:15	Analyst ID.....: 400149	
		Instrument ID..: ICPMS		MS Run #.....: 7318166	MDL.....: 0.11	
Copper	**5.6**	**2.0**	**ug/L**	**SW846 6020**	**11/14-11/27/07**	**KAE1R1AD**
		Dilution Factor: 1		Analysis Time..: 21:15	Analyst ID.....: 400149	
		Instrument ID..: ICPMS		MS Run #.....: 7318166	MDL.....: 0.14	
Nickel	**2.4**	**1.0**	**ug/L**	**SW846 6020**	**11/14-11/27/07**	**KAE1R1AE**
		Dilution Factor: 1		Analysis Time..: 21:15	Analyst ID.....: 400149	
		Instrument ID..: ICPMS		MS Run #.....: 7318166	MDL.....: 0.073	
Lead	**0.94 B**	**1.0**	**ug/L**	**SW846 6020**	**11/14-11/27/07**	**KAE1R1AF**
		Dilution Factor: 1		Analysis Time..: 21:15	Analyst ID.....: 400149	
		Instrument ID..: ICPMS		MS Run #.....: 7318166	MDL.....: 0.020	
Antimony	**0.29 B**	**2.0**	**ug/L**	**SW846 6020**	**11/14-11/27/07**	**KAE1R1AG**
		Dilution Factor: 1		Analysis Time..: 21:15	Analyst ID.....: 400149	
		Instrument ID..: ICPMS		MS Run #.....: 7318166	MDL.....: 0.047	

(Continued on next page)

Tetra Tech NUS, Inc

Client Sample ID: FMC 22

TOTAL Metals

Lot-Sample #...: C7K020216-010 **Matrix.....:** WATER

PARAMETER	RESULT	REPORTING LIMIT	UNITS	METHOD	PREPARATION-ANALYSIS DATE	WORK ORDER #
Selenium	**9.4**	**5.0**	**ug/L**	**SW846 6020**	**11/14-11/27/07**	**KAE1R1AH**
		Dilution Factor: 1		Analysis Time..: 21:15	Analyst ID.....: 400149	
		Instrument ID..: ICPMS		MS Run #.....: 7318166	MDL.....: 0.21	
Thallium	ND	1.0	ug/L	SW846 6020	11/14-11/27/07	KAE1R1AJ
		Dilution Factor: 1		Analysis Time..: 21:15	Analyst ID.....: 400149	
		Instrument ID..: ICPMS		MS Run #.....: 7318166	MDL.....: 0.018	
Zinc	**10.4 J**	**5.0**	**ug/L**	**SW846 6020**	**11/14-11/27/07**	**KAE1R1AK**
		Dilution Factor: 1		Analysis Time..: 21:15	Analyst ID.....: 400149	
		Instrument ID..: ICPMS		MS Run #.....: 7318166	MDL.....: 0.60	
Prep Batch #...: 7318436						
Mercury	ND	0.20	ug/L	SW846 7470A	11/14/07	KAE1R1AP
		Dilution Factor: 1		Analysis Time..: 20:06	Analyst ID.....: 400491	
		Instrument ID..: HGHYDRA		MS Run #.....: 7318234	MDL.....: 0.055	

NOTE(S):

J Method blank contamination. The associated method blank contains the target analyte at a reportable level.

B Estimated result. Result is less than RL.

Tetra Tech NUS, Inc

Client Sample ID: FMC 24

TOTAL Metals

Lot-Sample #...: C7K020216-001 Matrix.....: WATER
Date Sampled...: 10/30/07 Date Received..: 11/02/07

PARAMETER	RESULT	REPORTING LIMIT	UNITS	METHOD	PREPARATION-ANALYSIS DATE	WORK ORDER #
Prep Batch #...: 7318317						
Silver	ND	1.0	ug/L	SW846 6020	11/14-11/27/07	KAEX31AV
		Dilution Factor: 1		Analysis Time..: 21:41	Analyst ID.....: 400149	
		Instrument ID..: ICPMS		MS Run #.....: 7318166	MDL.....: 0.077	
Arsenic	**3.0**	**1.0**	**ug/L**	**SW846 6020**	**11/14-11/27/07**	**KAEX31AW**
		Dilution Factor: 1		Analysis Time..: 21:41	Analyst ID.....: 400149	
		Instrument ID..: ICPMS		MS Run #.....: 7318166	MDL.....: 0.14	
Beryllium	ND	1.0	ug/L	SW846 6020	11/14-11/27/07	KAEX31AX
		Dilution Factor: 1		Analysis Time..: 21:41	Analyst ID.....: 400149	
		Instrument ID..: ICPMS		MS Run #.....: 7318166	MDL.....: 0.068	
Cadmium	ND	1.0	ug/L	SW846 6020	11/14-11/27/07	KAEX31A0
		Dilution Factor: 1		Analysis Time..: 21:41	Analyst ID.....: 400149	
		Instrument ID..: ICPMS		MS Run #.....: 7318166	MDL.....: 0.11	
Chromium	**3.6 J**	**2.0**	**ug/L**	**SW846 6020**	**11/14-11/27/07**	**KAEX31A1**
		Dilution Factor: 1		Analysis Time..: 21:41	Analyst ID.....: 400149	
		Instrument ID..: ICPMS		MS Run #.....: 7318166	MDL.....: 0.11	
Copper	**5.8**	**2.0**	**ug/L**	**SW846 6020**	**11/14-11/27/07**	**KAEX31A2**
		Dilution Factor: 1		Analysis Time..: 21:41	Analyst ID.....: 400149	
		Instrument ID..: ICPMS		MS Run #.....: 7318166	MDL.....: 0.14	
Nickel	**2.2**	**1.0**	**ug/L**	**SW846 6020**	**11/14-11/27/07**	**KAEX31A3**
		Dilution Factor: 1		Analysis Time..: 21:41	Analyst ID.....: 400149	
		Instrument ID..: ICPMS		MS Run #.....: 7318166	MDL.....: 0.073	
Lead	**0.86 B**	**1.0**	**ug/L**	**SW846 6020**	**11/14-11/27/07**	**KAEX31A4**
		Dilution Factor: 1		Analysis Time..: 21:41	Analyst ID.....: 400149	
		Instrument ID..: ICPMS		MS Run #.....: 7318166	MDL.....: 0.020	
Antimony	**0.25 B**	**2.0**	**ug/L**	**SW846 6020**	**11/14-11/27/07**	**KAEX31A5**
		Dilution Factor: 1		Analysis Time..: 21:41	Analyst ID.....: 400149	
		Instrument ID..: ICPMS		MS Run #.....: 7318166	MDL.....: 0.047	

(Continued on next page)

Tetra Tech NUS, Inc

Client Sample ID: FMC 24

TOTAL Metals

Lot-Sample #...: C7K020216-001 **Matrix.....:** WATER

PARAMETER	RESULT	REPORTING LIMIT	UNITS	METHOD	PREPARATION-ANALYSIS DATE	WORK ORDER #
Selenium	**9.5**	**5.0**	**ug/L**	**SW846 6020**	**11/14-11/27/07**	**KAEX31A6**
		Dilution Factor: 1		Analysis Time..: 21:41	Analyst ID.....: 400149	
		Instrument ID..: ICPMS		MS Run #.....: 7318166	MDL.....: 0.21	
Thallium	ND	1.0	ug/L	SW846 6020	11/14-11/27/07	KAEX31A7
		Dilution Factor: 1		Analysis Time..: 21:41	Analyst ID.....: 400149	
		Instrument ID..: ICPMS		MS Run #.....: 7318166	MDL.....: 0.018	
Zinc	**10.5 J**	**5.0**	**ug/L**	**SW846 6020**	**11/14-11/27/07**	**KAEX31A8**
		Dilution Factor: 1		Analysis Time..: 21:41	Analyst ID.....: 400149	
		Instrument ID..: ICPMS		MS Run #.....: 7318166	MDL.....: 0.60	
Prep Batch #...: 7318436						
Mercury	ND	0.20	ug/L	SW846 7470A	11/14/07	KAEX31AE
		Dilution Factor: 1		Analysis Time..: 19:47	Analyst ID.....: 400491	
		Instrument ID..: HGHYDRA		MS Run #.....: 7318234	MDL.....: 0.055	

NOTE(S):

J Method blank contamination. The associated method blank contains the target analyte at a reportable level.

B Estimated result. Result is less than RL.

Tetra Tech NUS, Inc

Client Sample ID: FMC 25

TOTAL Metals

Lot-Sample #...: C7K020216-014 Matrix.....: WATER
Date Sampled...: 11/01/07 Date Received..: 11/02/07

PARAMETER	RESULT	REPORTING LIMIT	UNITS	METHOD	PREPARATION-ANALYSIS DATE	WORK ORDER #
Prep Batch #...: 7318317						
Silver	ND	1.0	ug/L	SW846 6020	11/14-11/27/07	KAE2E1A6
		Dilution Factor: 1		Analysis Time..: 21:32	Analyst ID.....: 400149	
		Instrument ID..: ICPMS		MS Run #.....: 7318166	MDL.....: 0.077	
Arsenic	**3.5**	**1.0**	**ug/L**	**SW846 6020**	**11/14-11/27/07**	**KAE2E1A7**
		Dilution Factor: 1		Analysis Time..: 21:32	Analyst ID.....: 400149	
		Instrument ID..: ICPMS		MS Run #.....: 7318166	MDL.....: 0.14	
Beryllium	ND	1.0	ug/L	SW846 6020	11/14-11/27/07	KAE2E1A8
		Dilution Factor: 1		Analysis Time..: 21:32	Analyst ID.....: 400149	
		Instrument ID..: ICPMS		MS Run #.....: 7318166	MDL.....: 0.068	
Cadmium	ND	1.0	ug/L	SW846 6020	11/14-11/27/07	KAE2E1AA
		Dilution Factor: 1		Analysis Time..: 21:32	Analyst ID.....: 400149	
		Instrument ID..: ICPMS		MS Run #.....: 7318166	MDL.....: 0.11	
Chromium	**3.6 J**	**2.0**	**ug/L**	**SW846 6020**	**11/14-11/27/07**	**KAE2E1AC**
		Dilution Factor: 1		Analysis Time..: 21:32	Analyst ID.....: 400149	
		Instrument ID..: ICPMS		MS Run #.....: 7318166	MDL.....: 0.11	
Copper	**5.1**	**2.0**	**ug/L**	**SW846 6020**	**11/14-11/27/07**	**KAE2E1AD**
		Dilution Factor: 1		Analysis Time..: 21:32	Analyst ID.....: 400149	
		Instrument ID..: ICPMS		MS Run #.....: 7318166	MDL.....: 0.14	
Nickel	**2.3**	**1.0**	**ug/L**	**SW846 6020**	**11/14-11/27/07**	**KAE2E1AE**
		Dilution Factor: 1		Analysis Time..: 21:32	Analyst ID.....: 400149	
		Instrument ID..: ICPMS		MS Run #.....: 7318166	MDL.....: 0.073	
Lead	**0.84 B**	**1.0**	**ug/L**	**SW846 6020**	**11/14-11/27/07**	**KAE2E1AF**
		Dilution Factor: 1		Analysis Time..: 21:32	Analyst ID.....: 400149	
		Instrument ID..: ICPMS		MS Run #.....: 7318166	MDL.....: 0.020	
Antimony	**0.23 B**	**2.0**	**ug/L**	**SW846 6020**	**11/14-11/27/07**	**KAE2E1AG**
		Dilution Factor: 1		Analysis Time..: 21:32	Analyst ID.....: 400149	
		Instrument ID..: ICPMS		MS Run #.....: 7318166	MDL.....: 0.047	

(Continued on next page)

Tetra Tech NUS, Inc

Client Sample ID: FMC 25

TOTAL Metals

Lot-Sample #...: C7K020216-014 Matrix.....: WATER

PARAMETER	RESULT	REPORTING LIMIT	UNITS	METHOD	PREPARATION-ANALYSIS DATE	WORK ORDER #
Selenium	**10.7**	**5.0**	**ug/L**	**SW846 6020**	**11/14-11/27/07**	**KAE2E1AH**
		Dilution Factor: 1		Analysis Time..: 21:32	Analyst ID.....: 400149	
		Instrument ID..: ICPMS		MS Run #.....: 7318166	MDL.....: 0.21	
Thallium	ND	1.0	ug/L	SW846 6020	11/14-11/27/07	KAE2E1AJ
		Dilution Factor: 1		Analysis Time..: 21:32	Analyst ID.....: 400149	
		Instrument ID..: ICPMS		MS Run #.....: 7318166	MDL.....: 0.018	
Zinc	**6.0 J**	**5.0**	**ug/L**	**SW846 6020**	**11/14-11/27/07**	**KAE2E1AK**
		Dilution Factor: 1		Analysis Time..: 21:32	Analyst ID.....: 400149	
		Instrument ID..: ICPMS		MS Run #.....: 7318166	MDL.....: 0.60	
Prep Batch #...: 7318436						
Mercury	ND	0.20	ug/L	SW846 7470A	11/14/07	KAE2E1AP
		Dilution Factor: 1		Analysis Time..: 20:12	Analyst ID.....: 400491	
		Instrument ID..: HGHYDRA		MS Run #.....: 7318234	MDL.....: 0.055	

NOTE(S):

J Method blank contamination. The associated method blank contains the target analyte at a reportable level.

B Estimated result. Result is less than RL.

Tetra Tech NUS, Inc

Client Sample ID: FMC 26

TOTAL Metals

Lot-Sample #...: C7K020216-015 Matrix.....: WATER
Date Sampled...: 11/01/07 Date Received..: 11/02/07

PARAMETER	RESULT	REPORTING LIMIT	UNITS	METHOD	PREPARATION-ANALYSIS DATE	WORK ORDER #
Prep Batch #...: 7318317						
Silver	ND	1.0	ug/L	SW846 6020	11/14-11/27/07	KAE2J1A6
		Dilution Factor: 1		Analysis Time..: 21:37	Analyst ID.....: 400149	
		Instrument ID..: ICPMS		MS Run #.....: 7318166	MDL.....: 0.077	
Arsenic	2.2	1.0	ug/L	SW846 6020	11/14-11/27/07	KAE2J1A7
		Dilution Factor: 1		Analysis Time..: 21:37	Analyst ID.....: 400149	
		Instrument ID..: ICPMS		MS Run #.....: 7318166	MDL.....: 0.14	
Beryllium	ND	1.0	ug/L	SW846 6020	11/14-11/27/07	KAE2J1A8
		Dilution Factor: 1		Analysis Time..: 21:37	Analyst ID.....: 400149	
		Instrument ID..: ICPMS		MS Run #.....: 7318166	MDL.....: 0.068	
Cadmium	ND	1.0	ug/L	SW846 6020	11/14-11/27/07	KAE2J1AA
		Dilution Factor: 1		Analysis Time..: 21:37	Analyst ID.....: 400149	
		Instrument ID..: ICPMS		MS Run #.....: 7318166	MDL.....: 0.11	
Chromium	3.2 J	2.0	ug/L	SW846 6020	11/14-11/27/07	KAE2J1AC
		Dilution Factor: 1		Analysis Time..: 21:37	Analyst ID.....: 400149	
		Instrument ID..: ICPMS		MS Run #.....: 7318166	MDL.....: 0.11	
Copper	4.5	2.0	ug/L	SW846 6020	11/14-11/27/07	KAE2J1AD
		Dilution Factor: 1		Analysis Time..: 21:37	Analyst ID.....: 400149	
		Instrument ID..: ICPMS		MS Run #.....: 7318166	MDL.....: 0.14	
Nickel	2.2	1.0	ug/L	SW846 6020	11/14-11/27/07	KAE2J1AE
		Dilution Factor: 1		Analysis Time..: 21:37	Analyst ID.....: 400149	
		Instrument ID..: ICPMS		MS Run #.....: 7318166	MDL.....: 0.073	
Lead	0.56 B	1.0	ug/L	SW846 6020	11/14-11/27/07	KAE2J1AF
		Dilution Factor: 1		Analysis Time..: 21:37	Analyst ID.....: 400149	
		Instrument ID..: ICPMS		MS Run #.....: 7318166	MDL.....: 0.020	
Antimony	0.17 B	2.0	ug/L	SW846 6020	11/14-11/27/07	KAE2J1AG
		Dilution Factor: 1		Analysis Time..: 21:37	Analyst ID.....: 400149	
		Instrument ID..: ICPMS		MS Run #.....: 7318166	MDL.....: 0.047	

(Continued on next page)

Tetra Tech NUS, Inc

Client Sample ID: FMC 26

TOTAL Metals

Lot-Sample #...: C7K020216-015 **Matrix.....:** WATER

PARAMETER	RESULT	REPORTING LIMIT	UNITS	METHOD	PREPARATION-ANALYSIS DATE	WORK ORDER #
Selenium	**10.4**	**5.0**	**ug/L**	**SW846 6020**	**11/14-11/27/07**	**KAE2J1AH**
		Dilution Factor: 1		Analysis Time..: 21:37	Analyst ID.....: 400149	
		Instrument ID..: ICPMS		MS Run #.....: 7318166	MDL.....: 0.21	
Thallium	ND	1.0	ug/L	SW846 6020	11/14-11/27/07	KAE2J1AJ
		Dilution Factor: 1		Analysis Time..: 21:37	Analyst ID.....: 400149	
		Instrument ID..: ICPMS		MS Run #.....: 7318166	MDL.....: 0.018	
Zinc	**5.3 J**	**5.0**	**ug/L**	**SW846 6020**	**11/14-11/27/07**	**KAE2J1AK**
		Dilution Factor: 1		Analysis Time..: 21:37	Analyst ID.....: 400149	
		Instrument ID..: ICPMS		MS Run #.....: 7318166	MDL.....: 0.60	
Prep Batch #...: 7318436						
Mercury	ND	0.20	ug/L	SW846 7470A	11/14/07	KAE2J1AP
		Dilution Factor: 1		Analysis Time..: 20:14	Analyst ID.....: 400491	
		Instrument ID..: HGHYDRA		MS Run #.....: 7318234	MDL.....: 0.055	

NOTE(S):

J Method blank contamination. The associated method blank contains the target analyte at a reportable level.

B Estimated result. Result is less than RL.

Tetra Tech NUS, Inc

Client Sample ID: FMC 3

TOTAL Metals

Lot-Sample #...: C7K020216-011 Matrix.....: WATER
Date Sampled...: 10/31/07 Date Received..: 11/02/07

PARAMETER	RESULT	REPORTING LIMIT	UNITS	METHOD	PREPARATION-ANALYSIS DATE	WORK ORDER #
Prep Batch #...: 7318317						
Silver	ND	1.0	ug/L	SW846 6020	11/14-11/27/07	KAE101A6
		Dilution Factor: 1		Analysis Time..: 21:20	Analyst ID.....: 400149	
		Instrument ID..: ICPMS		MS Run #.....: 7318166	MDL.....: 0.077	
Arsenic	**3.4**	**1.0**	**ug/L**	**SW846 6020**	**11/14-11/27/07**	**KAE101A7**
		Dilution Factor: 1		Analysis Time..: 21:20	Analyst ID.....: 400149	
		Instrument ID..: ICPMS		MS Run #.....: 7318166	MDL.....: 0.14	
Beryllium	ND	1.0	ug/L	SW846 6020	11/14-11/27/07	KAE101A8
		Dilution Factor: 1		Analysis Time..: 21:20	Analyst ID.....: 400149	
		Instrument ID..: ICPMS		MS Run #.....: 7318166	MDL.....: 0.068	
Cadmium	ND	1.0	ug/L	SW846 6020	11/14-11/27/07	KAE101AA
		Dilution Factor: 1		Analysis Time..: 21:20	Analyst ID.....: 400149	
		Instrument ID..: ICPMS		MS Run #.....: 7318166	MDL.....: 0.11	
Chromium	**3.4 J**	**2.0**	**ug/L**	**SW846 6020**	**11/14-11/27/07**	**KAE101AC**
		Dilution Factor: 1		Analysis Time..: 21:20	Analyst ID.....: 400149	
		Instrument ID..: ICPMS		MS Run #.....: 7318166	MDL.....: 0.11	
Copper	**5.9**	**2.0**	**ug/L**	**SW846 6020**	**11/14-11/27/07**	**KAE101AD**
		Dilution Factor: 1		Analysis Time..: 21:20	Analyst ID.....: 400149	
		Instrument ID..: ICPMS		MS Run #.....: 7318166	MDL.....: 0.14	
Nickel	**2.4**	**1.0**	**ug/L**	**SW846 6020**	**11/14-11/27/07**	**KAE101AE**
		Dilution Factor: 1		Analysis Time..: 21:20	Analyst ID.....: 400149	
		Instrument ID..: ICPMS		MS Run #.....: 7318166	MDL.....: 0.073	
Lead	**1.2**	**1.0**	**ug/L**	**SW846 6020**	**11/14-11/27/07**	**KAE101AF**
		Dilution Factor: 1		Analysis Time..: 21:20	Analyst ID.....: 400149	
		Instrument ID..: ICPMS		MS Run #.....: 7318166	MDL.....: 0.020	
Antimony	**0.26 B**	**2.0**	**ug/L**	**SW846 6020**	**11/14-11/27/07**	**KAE101AG**
		Dilution Factor: 1		Analysis Time..: 21:20	Analyst ID.....: 400149	
		Instrument ID..: ICPMS		MS Run #.....: 7318166	MDL.....: 0.047	

(Continued on next page)

Tetra Tech NUS, Inc

Client Sample ID: FMC 3

TOTAL Metals

Lot-Sample #...: C7K020216-011 **Matrix.....:** WATER

PARAMETER	RESULT	REPORTING LIMIT	UNITS	METHOD	PREPARATION-ANALYSIS DATE	WORK ORDER #
Selenium	**9.1**	**5.0**	**ug/L**	**SW846 6020**	**11/14-11/27/07**	**KAE101AH**
		Dilution Factor: 1		Analysis Time..: 21:20	Analyst ID.....: 400149	
		Instrument ID..: ICPMS		MS Run #.....: 7318166	MDL.....: 0.21	
Thallium	ND	1.0	ug/L	SW846 6020	11/14-11/27/07	KAE101AJ
		Dilution Factor: 1		Analysis Time..: 21:20	Analyst ID.....: 400149	
		Instrument ID..: ICPMS		MS Run #.....: 7318166	MDL.....: 0.018	
Zinc	**9.1 J**	**5.0**	**ug/L**	**SW846 6020**	**11/14-11/27/07**	**KAE101AK**
		Dilution Factor: 1		Analysis Time..: 21:20	Analyst ID.....: 400149	
		Instrument ID..: ICPMS		MS Run #.....: 7318166	MDL.....: 0.60	
Prep Batch #...: 7318436						
Mercury	ND	0.20	ug/L	SW846 7470A	11/14/07	KAE101AP
		Dilution Factor: 1		Analysis Time..: 20:07	Analyst ID.....: 400491	
		Instrument ID..: HGHYDRA		MS Run #.....: 7318234	MDL.....: 0.055	

NOTE(S):

J Method blank contamination. The associated method blank contains the target analyte at a reportable level.

B Estimated result. Result is less than RL.

Tetra Tech NUS, Inc

Client Sample ID: FMC 5

TOTAL Metals

Lot-Sample #...: C7K020216-012
Date Sampled...: 10/31/07 Date Received..: 11/02/07 Matrix.....: WATER

PARAMETER	RESULT	REPORTING LIMIT	UNITS	METHOD	PREPARATION-ANALYSIS DATE	WORK ORDER #
Prep Batch #...: 7318317						
Silver	ND	1.0	ug/L	SW846 6020	11/14-11/27/07	KAE151A6
		Dilution Factor: 1		Analysis Time..: 21:24	Analyst ID.....: 400149	
		Instrument ID..: ICPMS		MS Run #.....: 7318166	MDL.....: 0.077	
Arsenic	3.7	1.0	ug/L	SW846 6020	11/14-11/27/07	KAE151A7
		Dilution Factor: 1		Analysis Time..: 21:24	Analyst ID.....: 400149	
		Instrument ID..: ICPMS		MS Run #.....: 7318166	MDL.....: 0.14	
Beryllium	ND	1.0	ug/L	SW846 6020	11/14-11/27/07	KAE151A8
		Dilution Factor: 1		Analysis Time..: 21:24	Analyst ID.....: 400149	
		Instrument ID..: ICPMS		MS Run #.....: 7318166	MDL.....: 0.068	
Cadmium	0.13 B	1.0	ug/L	SW846 6020	11/14-11/27/07	KAE151AA
		Dilution Factor: 1		Analysis Time..: 21:24	Analyst ID.....: 400149	
		Instrument ID..: ICPMS		MS Run #.....: 7318166	MDL.....: 0.11	
Chromium	3.4 J	2.0	ug/L	SW846 6020	11/14-11/27/07	KAE151AC
		Dilution Factor: 1		Analysis Time..: 21:24	Analyst ID.....: 400149	
		Instrument ID..: ICPMS		MS Run #.....: 7318166	MDL.....: 0.11	
Copper	6.3	2.0	ug/L	SW846 6020	11/14-11/27/07	KAE151AD
		Dilution Factor: 1		Analysis Time..: 21:24	Analyst ID.....: 400149	
		Instrument ID..: ICPMS		MS Run #.....: 7318166	MDL.....: 0.14	
Nickel	2.3	1.0	ug/L	SW846 6020	11/14-11/27/07	KAE151AE
		Dilution Factor: 1		Analysis Time..: 21:24	Analyst ID.....: 400149	
		Instrument ID..: ICPMS		MS Run #.....: 7318166	MDL.....: 0.073	
Lead	1.1	1.0	ug/L	SW846 6020	11/14-11/27/07	KAE151AF
		Dilution Factor: 1		Analysis Time..: 21:24	Analyst ID.....: 400149	
		Instrument ID..: ICPMS		MS Run #.....: 7318166	MDL.....: 0.020	
Antimony	0.26 B	2.0	ug/L	SW846 6020	11/14-11/27/07	KAE151AG
		Dilution Factor: 1		Analysis Time..: 21:24	Analyst ID.....: 400149	
		Instrument ID..: ICPMS		MS Run #.....: 7318166	MDL.....: 0.047	

(Continued on next page)

Tetra Tech NUS, Inc

Client Sample ID: FMC 5

TOTAL Metals

Lot-Sample #...: C7K020216-012 **Matrix.....:** WATER

PARAMETER	RESULT	REPORTING LIMIT	UNITS	METHOD	PREPARATION-ANALYSIS DATE	WORK ORDER #
Selenium	**10.3**	**5.0**	**ug/L**	**SW846 6020**	**11/14-11/27/07**	**KAE151AH**
		Dilution Factor: 1		Analysis Time..: 21:24	Analyst ID.....: 400149	
		Instrument ID..: ICPMS		MS Run #.....: 7318166	MDL.....: 0.21	
Thallium	ND	1.0	ug/L	SW846 6020	11/14-11/27/07	KAE151AJ
		Dilution Factor: 1		Analysis Time..: 21:24	Analyst ID.....: 400149	
		Instrument ID..: ICPMS		MS Run #.....: 7318166	MDL.....: 0.018	
Zinc	**13.3 J**	**5.0**	**ug/L**	**SW846 6020**	**11/14-11/27/07**	**KAE151AK**
		Dilution Factor: 1		Analysis Time..: 21:24	Analyst ID.....: 400149	
		Instrument ID..: ICPMS		MS Run #.....: 7318166	MDL.....: 0.60	
Prep Batch #...: 7318436						
Mercury	**0.056 B,J**	**0.20**	**ug/L**	**SW846 7470A**	**11/14/07**	**KAE151AP**
		Dilution Factor: 1		Analysis Time..: 20:09	Analyst ID.....: 400491	
		Instrument ID..: HGHYDRA		MS Run #.....: 7318234	MDL.....: 0.055	

NOTE(S):

B Estimated result. Result is less than RL.

J Method blank contamination. The associated method blank contains the target analyte at a reportable level.

Tetra Tech NUS, Inc

Client Sample ID: FMC 7

TOTAL Metals

Lot-Sample #...: C7K020216-013 Matrix.....: WATER
Date Sampled...: 10/31/07 Date Received..: 11/02/07

PARAMETER	RESULT	REPORTING LIMIT	UNITS	METHOD	PREPARATION-ANALYSIS DATE	WORK ORDER #
Prep Batch #...: 7318317						
Silver	ND	1.0	ug/L	SW846 6020	11/14-11/27/07	KAE191A6
		Dilution Factor: 1		Analysis Time..: 21:28	Analyst ID.....: 400149	
		Instrument ID..: ICPMS		MS Run #.....: 7318166	MDL.....: 0.077	
Arsenic	**3.4**	**1.0**	**ug/L**	**SW846 6020**	**11/14-11/27/07**	**KAE191A7**
		Dilution Factor: 1		Analysis Time..: 21:28	Analyst ID.....: 400149	
		Instrument ID..: ICPMS		MS Run #.....: 7318166	MDL.....: 0.14	
Beryllium	ND	1.0	ug/L	SW846 6020	11/14-11/27/07	KAE191A8
		Dilution Factor: 1		Analysis Time..: 21:28	Analyst ID.....: 400149	
		Instrument ID..: ICPMS		MS Run #.....: 7318166	MDL.....: 0.068	
Cadmium	ND	1.0	ug/L	SW846 6020	11/14-11/27/07	KAE191AA
		Dilution Factor: 1		Analysis Time..: 21:28	Analyst ID.....: 400149	
		Instrument ID..: ICPMS		MS Run #.....: 7318166	MDL.....: 0.11	
Chromium	**3.5 J**	**2.0**	**ug/L**	**SW846 6020**	**11/14-11/27/07**	**KAE191AC**
		Dilution Factor: 1		Analysis Time..: 21:28	Analyst ID.....: 400149	
		Instrument ID..: ICPMS		MS Run #.....: 7318166	MDL.....: 0.11	
Copper	**6.2**	**2.0**	**ug/L**	**SW846 6020**	**11/14-11/27/07**	**KAE191AD**
		Dilution Factor: 1		Analysis Time..: 21:28	Analyst ID.....: 400149	
		Instrument ID..: ICPMS		MS Run #.....: 7318166	MDL.....: 0.14	
Nickel	**2.4**	**1.0**	**ug/L**	**SW846 6020**	**11/14-11/27/07**	**KAE191AE**
		Dilution Factor: 1		Analysis Time..: 21:28	Analyst ID.....: 400149	
		Instrument ID..: ICPMS		MS Run #.....: 7318166	MDL.....: 0.073	
Lead	**1.1**	**1.0**	**ug/L**	**SW846 6020**	**11/14-11/27/07**	**KAE191AF**
		Dilution Factor: 1		Analysis Time..: 21:28	Analyst ID.....: 400149	
		Instrument ID..: ICPMS		MS Run #.....: 7318166	MDL.....: 0.020	
Antimony	**0.24 B**	**2.0**	**ug/L**	**SW846 6020**	**11/14-11/27/07**	**KAE191AG**
		Dilution Factor: 1		Analysis Time..: 21:28	Analyst ID.....: 400149	
		Instrument ID..: ICPMS		MS Run #.....: 7318166	MDL.....: 0.047	

(Continued on next page)

Tetra Tech NUS, Inc

Client Sample ID: FMC 7

TOTAL Metals

Lot-Sample #...: C7K020216-013 Matrix.....: WATER

PARAMETER	RESULT	REPORTING LIMIT	UNITS	METHOD	PREPARATION-ANALYSIS DATE	WORK ORDER #
Selenium	**10.2**	**5.0**	**ug/L**	**SW846 6020**	**11/14-11/27/07**	**KAE191AH**
		Dilution Factor: 1		Analysis Time..: 21:28	Analyst ID.....: 400149	
		Instrument ID..: ICPMS		MS Run #.....: 7318166	MDL.....: 0.21	
Thallium	ND	1.0	ug/L	SW846 6020	11/14-11/27/07	KAE191AJ
		Dilution Factor: 1		Analysis Time..: 21:28	Analyst ID.....: 400149	
		Instrument ID..: ICPMS		MS Run #.....: 7318166	MDL.....: 0.018	
Zinc	**12.2 J**	**5.0**	**ug/L**	**SW846 6020**	**11/14-11/27/07**	**KAE191AK**
		Dilution Factor: 1		Analysis Time..: 21:28	Analyst ID.....: 400149	
		Instrument ID..: ICPMS		MS Run #.....: 7318166	MDL.....: 0.60	
Prep Batch #...: 7318436						
Mercury	ND	0.20	ug/L	SW846 7470A	11/14/07	KAE191AP
		Dilution Factor: 1		Analysis Time..: 20:11	Analyst ID.....: 400491	
		Instrument ID..: HGHYDRA		MS Run #.....: 7318234	MDL.....: 0.055	

NOTE(S):

J Method blank contamination. The associated method blank contains the target analyte at a reportable level.

B Estimated result. Result is less than RL.

Tetra Tech NUS, Inc

Client Sample ID: FMC 9

TOTAL Metals

Lot-Sample #...: C7K020216-002
Date Sampled...: 10/30/07 Date Received..: 11/02/07 Matrix.....: WATER

PARAMETER	RESULT	REPORTING LIMIT	UNITS	METHOD	PREPARATION-ANALYSIS DATE	WORK ORDER #
Prep Batch #...: 7318317						
Silver	ND	1.0	ug/L	SW846 6020	11/14-11/27/07	KAE051A6
		Dilution Factor: 1		Analysis Time..: 20:29	Analyst ID.....: 400149	
		Instrument ID..: ICPMS		MS Run #.....: 7318166	MDL.....: 0.077	
Arsenic	2.1	1.0	ug/L	SW846 6020	11/14-11/27/07	KAE051A7
		Dilution Factor: 1		Analysis Time..: 20:29	Analyst ID.....: 400149	
		Instrument ID..: ICPMS		MS Run #.....: 7318166	MDL.....: 0.14	
Beryllium	ND	1.0	ug/L	SW846 6020	11/14-11/27/07	KAE051A8
		Dilution Factor: 1		Analysis Time..: 20:29	Analyst ID.....: 400149	
		Instrument ID..: ICPMS		MS Run #.....: 7318166	MDL.....: 0.068	
Cadmium	0.12 B	1.0	ug/L	SW846 6020	11/14-11/27/07	KAE051AA
		Dilution Factor: 1		Analysis Time..: 20:29	Analyst ID.....: 400149	
		Instrument ID..: ICPMS		MS Run #.....: 7318166	MDL.....: 0.11	
Chromium	2.9 J	2.0	ug/L	SW846 6020	11/14-11/27/07	KAE051AC
		Dilution Factor: 1		Analysis Time..: 20:29	Analyst ID.....: 400149	
		Instrument ID..: ICPMS		MS Run #.....: 7318166	MDL.....: 0.11	
Copper	6.1	2.0	ug/L	SW846 6020	11/14-11/27/07	KAE051AD
		Dilution Factor: 1		Analysis Time..: 20:29	Analyst ID.....: 400149	
		Instrument ID..: ICPMS		MS Run #.....: 7318166	MDL.....: 0.14	
Nickel	2.4	1.0	ug/L	SW846 6020	11/14-11/27/07	KAE051AE
		Dilution Factor: 1		Analysis Time..: 20:29	Analyst ID.....: 400149	
		Instrument ID..: ICPMS		MS Run #.....: 7318166	MDL.....: 0.073	
Lead	1.7	1.0	ug/L	SW846 6020	11/14-11/27/07	KAE051AF
		Dilution Factor: 1		Analysis Time..: 20:29	Analyst ID.....: 400149	
		Instrument ID..: ICPMS		MS Run #.....: 7318166	MDL.....: 0.020	
Antimony	0.26 B	2.0	ug/L	SW846 6020	11/14-11/27/07	KAE051AG
		Dilution Factor: 1		Analysis Time..: 20:29	Analyst ID.....: 400149	
		Instrument ID..: ICPMS		MS Run #.....: 7318166	MDL.....: 0.047	

(Continued on next page)

Tetra Tech NUS, Inc

Client Sample ID: FMC 9

TOTAL Metals

Lot-Sample #...: C7K020216-002 Matrix.....: WATER

PARAMETER	RESULT	REPORTING LIMIT	UNITS	METHOD	PREPARATION-ANALYSIS DATE	WORK ORDER #
Selenium	**7.5**	**5.0**	**ug/L**	**SW846 6020**	**11/14-11/27/07**	**KAE051AH**
		Dilution Factor: 1		Analysis Time..: 20:29	Analyst ID.....: 400149	
		Instrument ID..: ICPMS		MS Run #.....: 7318166	MDL.....: 0.21	
Thallium	**0.022 B**	**1.0**	**ug/L**	**SW846 6020**	**11/14-11/27/07**	**KAE051AJ**
		Dilution Factor: 1		Analysis Time..: 20:29	Analyst ID.....: 400149	
		Instrument ID..: ICPMS		MS Run #.....: 7318166	MDL.....: 0.018	
Zinc	**12.3 J**	**5.0**	**ug/L**	**SW846 6020**	**11/14-11/27/07**	**KAE051AK**
		Dilution Factor: 1		Analysis Time..: 20:29	Analyst ID.....: 400149	
		Instrument ID..: ICPMS		MS Run #.....: 7318166	MDL.....: 0.60	
Prep Batch #...: 7318436						
Mercury	ND	0.20	ug/L	SW846 7470A	11/14/07	KAE051AP
		Dilution Factor: 1		Analysis Time..: 19:49	Analyst ID.....: 400491	
		Instrument ID..: HGHYDRA		MS Run #.....: 7318234	MDL.....: 0.055	

NOTE(S):

B Estimated result. Result is less than RL.

J Method blank contamination. The associated method blank contains the target analyte at a reportable level.

Tetra Tech NUS, Inc

Client Sample ID: FMC 10

DISSOLVED Metals

Lot-Sample #...: C7K020216-003 Matrix.....: WATER
Date Sampled...: 10/30/07 Date Received..: 11/02/07

PARAMETER	RESULT	REPORTING LIMIT	UNITS	METHOD	PREPARATION-ANALYSIS DATE	WORK ORDER #
Prep Batch #...: 7318307						
Silver	ND	1.0	ug/L	SW846 6020	11/14-11/27/07	KAE071AR
		Dilution Factor: 1		Analysis Time..: 22:47	Analyst ID.....: 400149	
		Instrument ID..: ICPMS		MS Run #.....: 7318162	MDL.....: 0.077	
Arsenic	**1.8**	**1.0**	**ug/L**	**SW846 6020**	**11/14-11/27/07**	**KAE071AT**
		Dilution Factor: 1		Analysis Time..: 22:47	Analyst ID.....: 400149	
		Instrument ID..: ICPMS		MS Run #.....: 7318162	MDL.....: 0.14	
Beryllium	ND	1.0	ug/L	SW846 6020	11/14-11/27/07	KAE071AU
		Dilution Factor: 1		Analysis Time..: 22:47	Analyst ID.....: 400149	
		Instrument ID..: ICPMS		MS Run #.....: 7318162	MDL.....: 0.068	
Cadmium	**0.13 B**	**1.0**	**ug/L**	**SW846 6020**	**11/14-11/27/07**	**KAE071AV**
		Dilution Factor: 1		Analysis Time..: 22:47	Analyst ID.....: 400149	
		Instrument ID..: ICPMS		MS Run #.....: 7318162	MDL.....: 0.11	
Chromium	**3.4 J**	**2.0**	**ug/L**	**SW846 6020**	**11/14-11/27/07**	**KAE071AW**
		Dilution Factor: 1		Analysis Time..: 22:47	Analyst ID.....: 400149	
		Instrument ID..: ICPMS		MS Run #.....: 7318162	MDL.....: 0.11	
Copper	**3.4**	**2.0**	**ug/L**	**SW846 6020**	**11/14-11/27/07**	**KAE071AX**
		Dilution Factor: 1		Analysis Time..: 22:47	Analyst ID.....: 400149	
		Instrument ID..: ICPMS		MS Run #.....: 7318162	MDL.....: 0.14	
Nickel	**2.4**	**1.0**	**ug/L**	**SW846 6020**	**11/14-11/27/07**	**KAE071A0**
		Dilution Factor: 1		Analysis Time..: 22:47	Analyst ID.....: 400149	
		Instrument ID..: ICPMS		MS Run #.....: 7318162	MDL.....: 0.073	
Lead	ND	1.0	ug/L	SW846 6020	11/14-11/27/07	KAE071A1
		Dilution Factor: 1		Analysis Time..: 22:47	Analyst ID.....: 400149	
		Instrument ID..: ICPMS		MS Run #.....: 7318162	MDL.....: 0.020	
Antimony	**0.31 B**	**2.0**	**ug/L**	**SW846 6020**	**11/14-11/27/07**	**KAE071A2**
		Dilution Factor: 1		Analysis Time..: 22:47	Analyst ID.....: 400149	
		Instrument ID..: ICPMS		MS Run #.....: 7318162	MDL.....: 0.047	

(Continued on next page)

Tetra Tech NUS, Inc

Client Sample ID: FMC 10

DISSOLVED Metals

Lot-Sample #...: C7K020216-003 Matrix.....: WATER

PARAMETER	RESULT	REPORTING LIMIT	UNITS	METHOD	PREPARATION-ANALYSIS DATE	WORK ORDER #
Selenium	**9.1**	**5.0**	**ug/L**	**SW846 6020**	**11/14-11/27/07**	**KAE071A3**
		Dilution Factor: 1		Analysis Time..: 22:47	Analyst ID.....: 400149	
		Instrument ID..: ICPMS		MS Run #.....: 7318162	MDL.....: 0.21	
Thallium	**0.093 B**	**1.0**	**ug/L**	**SW846 6020**	**11/14-11/27/07**	**KAE071A4**
		Dilution Factor: 1		Analysis Time..: 22:47	Analyst ID.....: 400149	
		Instrument ID..: ICPMS		MS Run #.....: 7318162	MDL.....: 0.018	
Zinc	**7.2**	**5.0**	**ug/L**	**SW846 6020**	**11/14-11/27/07**	**KAE071A5**
		Dilution Factor: 1		Analysis Time..: 22:47	Analyst ID.....: 400149	
		Instrument ID..: ICPMS		MS Run #.....: 7318162	MDL.....: 0.60	
Prep Batch #...: 7320210						
Mercury	ND	0.20	ug/L	SW846 7470A	11/16/07	KAE071AQ
		Dilution Factor: 1		Analysis Time..: 13:55	Analyst ID.....: 400491	
		Instrument ID..: HGHYDRA		MS Run #.....: 7320130	MDL.....: 0.055	

NOTE(S):

B Estimated result. Result is less than RL.

J Method blank contamination. The associated method blank contains the target analyte at a reportable level.

Tetra Tech NUS, Inc

Client Sample ID: FMC 11

DISSOLVED Metals

Lot-Sample #...: C7K020216-004 **Matrix.....:** WATER
Date Sampled...: 10/30/07 **Date Received..:** 11/02/07

PARAMETER	RESULT	REPORTING LIMIT	UNITS	METHOD	PREPARATION-ANALYSIS DATE	WORK ORDER #
Prep Batch #...: 7318307						
Silver	ND	1.0	ug/L	SW846 6020	11/14-11/27/07	KAE1A1AG
		Dilution Factor: 1		Analysis Time..: 22:51	Analyst ID.....: 400149	
		Instrument ID..: ICPMS		MS Run #.....: 7318162	MDL.....: 0.077	
Arsenic	**3.4**	**1.0**	**ug/L**	**SW846 6020**	**11/14-11/27/07**	**KAE1A1AH**
		Dilution Factor: 1		Analysis Time..: 22:51	Analyst ID.....: 400149	
		Instrument ID..: ICPMS		MS Run #.....: 7318162	MDL.....: 0.14	
Beryllium	ND	1.0	ug/L	SW846 6020	11/14-11/27/07	KAE1A1AJ
		Dilution Factor: 1		Analysis Time..: 22:51	Analyst ID.....: 400149	
		Instrument ID..: ICPMS		MS Run #.....: 7318162	MDL.....: 0.068	
Cadmium	ND	1.0	ug/L	SW846 6020	11/14-11/27/07	KAE1A1AK
		Dilution Factor: 1		Analysis Time..: 22:51	Analyst ID.....: 400149	
		Instrument ID..: ICPMS		MS Run #.....: 7318162	MDL.....: 0.11	
Chromium	**3.2 J**	**2.0**	**ug/L**	**SW846 6020**	**11/14-11/27/07**	**KAE1A1AL**
		Dilution Factor: 1		Analysis Time..: 22:51	Analyst ID.....: 400149	
		Instrument ID..: ICPMS		MS Run #.....: 7318162	MDL.....: 0.11	
Copper	**3.4**	**2.0**	**ug/L**	**SW846 6020**	**11/14-11/27/07**	**KAE1A1AM**
		Dilution Factor: 1		Analysis Time..: 22:51	Analyst ID.....: 400149	
		Instrument ID..: ICPMS		MS Run #.....: 7318162	MDL.....: 0.14	
Nickel	**2.1**	**1.0**	**ug/L**	**SW846 6020**	**11/14-11/27/07**	**KAE1A1AN**
		Dilution Factor: 1		Analysis Time..: 22:51	Analyst ID.....: 400149	
		Instrument ID..: ICPMS		MS Run #.....: 7318162	MDL.....: 0.073	
Lead	ND	1.0	ug/L	SW846 6020	11/14-11/27/07	KAE1A1AP
		Dilution Factor: 1		Analysis Time..: 22:51	Analyst ID.....: 400149	
		Instrument ID..: ICPMS		MS Run #.....: 7318162	MDL.....: 0.020	
Antimony	**0.25 B**	**2.0**	**ug/L**	**SW846 6020**	**11/14-11/27/07**	**KAE1A1AQ**
		Dilution Factor: 1		Analysis Time..: 22:51	Analyst ID.....: 400149	
		Instrument ID..: ICPMS		MS Run #.....: 7318162	MDL.....: 0.047	

(Continued on next page)

Tetra Tech NUS, Inc

Client Sample ID: FMC 11

DISSOLVED Metals

Lot-Sample #...: C7K020216-004 **Matrix.....:** WATER

PARAMETER	RESULT	REPORTING LIMIT	UNITS	METHOD	PREPARATION-ANALYSIS DATE	WORK ORDER #
Selenium	**10.8**	**5.0**	**ug/L**	**SW846 6020**	**11/14-11/27/07**	**KAE1A1AR**
		Dilution Factor: 1		Analysis Time..: 22:51	Analyst ID.....: 400149	
		Instrument ID..: ICPMS		MS Run #.....: 7318162	MDL.....: 0.21	
Thallium	**0.040 B**	**1.0**	**ug/L**	**SW846 6020**	**11/14-11/27/07**	**KAE1A1AT**
		Dilution Factor: 1		Analysis Time..: 22:51	Analyst ID.....: 400149	
		Instrument ID..: ICPMS		MS Run #.....: 7318162	MDL.....: 0.018	
Zinc	**7.1**	**5.0**	**ug/L**	**SW846 6020**	**11/14-11/27/07**	**KAE1A1AU**
		Dilution Factor: 1		Analysis Time..: 22:51	Analyst ID.....: 400149	
		Instrument ID..: ICPMS		MS Run #.....: 7318162	MDL.....: 0.60	
Prep Batch #...: 7320210						
Mercury	ND	0.20	ug/L	SW846 7470A	11/16/07	KAE1A1AF
		Dilution Factor: 1		Analysis Time..: 14:00	Analyst ID.....: 400491	
		Instrument ID..: HGHYDRA		MS Run #.....: 7320130	MDL.....: 0.055	

NOTE(S):

J Method blank contamination. The associated method blank contains the target analyte at a reportable level.

B Estimated result. Result is less than RL.

Tetra Tech NUS, Inc

Client Sample ID: FMC 12

DISSOLVED Metals

Lot-Sample #...: C7K020216-005 Matrix.....: WATER
Date Sampled...: 10/30/07 Date Received..: 11/02/07

PARAMETER	RESULT	REPORTING LIMIT	UNITS	METHOD	PREPARATION-ANALYSIS DATE	WORK ORDER #
Prep Batch #...: 7318307						
Silver	ND	1.0	ug/L	SW846 6020	11/14-11/27/07	KAE1D1AR
		Dilution Factor: 1		Analysis Time..: 22:56	Analyst ID.....: 400149	
		Instrument ID..: ICPMS		MS Run #.....: 7318162	MDL.....: 0.077	
Arsenic	**3.7**	**1.0**	**ug/L**	**SW846 6020**	**11/14-11/27/07**	**KAE1D1AT**
		Dilution Factor: 1		Analysis Time..: 22:56	Analyst ID.....: 400149	
		Instrument ID..: ICPMS		MS Run #.....: 7318162	MDL.....: 0.14	
Beryllium	ND	1.0	ug/L	SW846 6020	11/14-11/27/07	KAE1D1AU
		Dilution Factor: 1		Analysis Time..: 22:56	Analyst ID.....: 400149	
		Instrument ID..: ICPMS		MS Run #.....: 7318162	MDL.....: 0.068	
Cadmium	**0.12 B**	**1.0**	**ug/L**	**SW846 6020**	**11/14-11/27/07**	**KAE1D1AV**
		Dilution Factor: 1		Analysis Time..: 22:56	Analyst ID.....: 400149	
		Instrument ID..: ICPMS		MS Run #.....: 7318162	MDL.....: 0.11	
Chromium	**3.2 J**	**2.0**	**ug/L**	**SW846 6020**	**11/14-11/27/07**	**KAE1D1AW**
		Dilution Factor: 1		Analysis Time..: 22:56	Analyst ID.....: 400149	
		Instrument ID..: ICPMS		MS Run #.....: 7318162	MDL.....: 0.11	
Copper	**3.1**	**2.0**	**ug/L**	**SW846 6020**	**11/14-11/27/07**	**KAE1D1AX**
		Dilution Factor: 1		Analysis Time..: 22:56	Analyst ID.....: 400149	
		Instrument ID..: ICPMS		MS Run #.....: 7318162	MDL.....: 0.14	
Nickel	**2.2**	**1.0**	**ug/L**	**SW846 6020**	**11/14-11/27/07**	**KAE1D1A0**
		Dilution Factor: 1		Analysis Time..: 22:56	Analyst ID.....: 400149	
		Instrument ID..: ICPMS		MS Run #.....: 7318162	MDL.....: 0.073	
Lead	**0.022 B**	**1.0**	**ug/L**	**SW846 6020**	**11/14-11/27/07**	**KAE1D1A1**
		Dilution Factor: 1		Analysis Time..: 22:56	Analyst ID.....: 400149	
		Instrument ID..: ICPMS		MS Run #.....: 7318162	MDL.....: 0.020	
Antimony	**0.30 B**	**2.0**	**ug/L**	**SW846 6020**	**11/14-11/27/07**	**KAE1D1A2**
		Dilution Factor: 1		Analysis Time..: 22:56	Analyst ID.....: 400149	
		Instrument ID..: ICPMS		MS Run #.....: 7318162	MDL.....: 0.047	

(Continued on next page)

Tetra Tech NUS, Inc

Client Sample ID: FMC 12

DISSOLVED Metals

Lot-Sample #...: C7K020216-005 Matrix.....: WATER

PARAMETER	RESULT	REPORTING LIMIT	UNITS	METHOD	PREPARATION-ANALYSIS DATE	WORK ORDER #
Selenium	**12.3**	**5.0**	**ug/L**	**SW846 6020**	**11/14-11/27/07**	**KAE1D1A3**
		Dilution Factor: 1		Analysis Time..: 22:56	Analyst ID.....: 400149	
		Instrument ID..: ICPMS		MS Run #.....: 7318162	MDL.....: 0.21	
Thallium	**0.038 B**	**1.0**	**ug/L**	**SW846 6020**	**11/14-11/27/07**	**KAE1D1A4**
		Dilution Factor: 1		Analysis Time..: 22:56	Analyst ID.....: 400149	
		Instrument ID..: ICPMS		MS Run #.....: 7318162	MDL.....: 0.018	
Zinc	**7.1**	**5.0**	**ug/L**	**SW846 6020**	**11/14-11/27/07**	**KAE1D1A5**
		Dilution Factor: 1		Analysis Time..: 22:56	Analyst ID.....: 400149	
		Instrument ID..: ICPMS		MS Run #.....: 7318162	MDL.....: 0.60	
Prep Batch #...: 7320210						
Mercury	ND	0.20	ug/L	SW846 7470A	11/16/07	KAE1D1AQ
		Dilution Factor: 1		Analysis Time..: 14:02	Analyst ID.....: 400491	
		Instrument ID..: HGHYDRA		MS Run #.....: 7320130	MDL.....: 0.055	

NOTE(S):

B Estimated result. Result is less than RL.

J Method blank contamination. The associated method blank contains the target analyte at a reportable level.

Tetra Tech NUS, Inc

Client Sample ID: FMC 13

DISSOLVED Metals

Lot-Sample #...: C7K020216-006 Matrix.....: WATER
Date Sampled...: 10/30/07 Date Received..: 11/02/07

PARAMETER	RESULT	REPORTING LIMIT	UNITS	METHOD	PREPARATION-ANALYSIS DATE	WORK ORDER #
Prep Batch #...: 7318307						
Silver	ND	1.0	ug/L	SW846 6020	11/14-11/27/07	KAE1F1AR
		Dilution Factor: 1		Analysis Time..: 23:00	Analyst ID.....: 400149	
		Instrument ID..: ICPMS		MS Run #.....: 7318162	MDL.....: 0.077	
Arsenic	**4.2**	**1.0**	**ug/L**	**SW846 6020**	**11/14-11/27/07**	**KAE1F1AT**
		Dilution Factor: 1		Analysis Time..: 23:00	Analyst ID.....: 400149	
		Instrument ID..: ICPMS		MS Run #.....: 7318162	MDL.....: 0.14	
Beryllium	ND	1.0	ug/L	SW846 6020	11/14-11/27/07	KAE1F1AU
		Dilution Factor: 1		Analysis Time..: 23:00	Analyst ID.....: 400149	
		Instrument ID..: ICPMS		MS Run #.....: 7318162	MDL.....: 0.068	
Cadmium	ND	1.0	ug/L	SW846 6020	11/14-11/27/07	KAE1F1AV
		Dilution Factor: 1		Analysis Time..: 23:00	Analyst ID.....: 400149	
		Instrument ID..: ICPMS		MS Run #.....: 7318162	MDL.....: 0.11	
Chromium	**2.9 J**	**2.0**	**ug/L**	**SW846 6020**	**11/14-11/27/07**	**KAE1F1AW**
		Dilution Factor: 1		Analysis Time..: 23:00	Analyst ID.....: 400149	
		Instrument ID..: ICPMS		MS Run #.....: 7318162	MDL.....: 0.11	
Copper	**3.0**	**2.0**	**ug/L**	**SW846 6020**	**11/14-11/27/07**	**KAE1F1AX**
		Dilution Factor: 1		Analysis Time..: 23:00	Analyst ID.....: 400149	
		Instrument ID..: ICPMS		MS Run #.....: 7318162	MDL.....: 0.14	
Nickel	**1.9**	**1.0**	**ug/L**	**SW846 6020**	**11/14-11/27/07**	**KAE1F1A0**
		Dilution Factor: 1		Analysis Time..: 23:00	Analyst ID.....: 400149	
		Instrument ID..: ICPMS		MS Run #.....: 7318162	MDL.....: 0.073	
Lead	**0.067 B**	**1.0**	**ug/L**	**SW846 6020**	**11/14-11/27/07**	**KAE1F1A1**
		Dilution Factor: 1		Analysis Time..: 23:00	Analyst ID.....: 400149	
		Instrument ID..: ICPMS		MS Run #.....: 7318162	MDL.....: 0.020	
Antimony	**0.25 B**	**2.0**	**ug/L**	**SW846 6020**	**11/14-11/27/07**	**KAE1F1A2**
		Dilution Factor: 1		Analysis Time..: 23:00	Analyst ID.....: 400149	
		Instrument ID..: ICPMS		MS Run #.....: 7318162	MDL.....: 0.047	

(Continued on next page)

Tetra Tech NUS, Inc

Client Sample ID: FMC 13

DISSOLVED Metals

Lot-Sample #...: C7K020216-006 Matrix.....: WATER

PARAMETER	RESULT	REPORTING LIMIT	UNITS	METHOD	PREPARATION-ANALYSIS DATE	WORK ORDER #
Selenium	**13.9**	**5.0**	**ug/L**	**SW846 6020**	**11/14-11/27/07**	**KAE1F1A3**
		Dilution Factor: 1		Analysis Time..: 23:00	Analyst ID.....: 400149	
		Instrument ID..: ICPMS		MS Run #.....: 7318162	MDL.....: 0.21	
Thallium	**0.021 B**	**1.0**	**ug/L**	**SW846 6020**	**11/14-11/27/07**	**KAE1F1A4**
		Dilution Factor: 1		Analysis Time..: 23:00	Analyst ID.....: 400149	
		Instrument ID..: ICPMS		MS Run #.....: 7318162	MDL.....: 0.018	
Zinc	**7.6**	**5.0**	**ug/L**	**SW846 6020**	**11/14-11/27/07**	**KAE1F1A5**
		Dilution Factor: 1		Analysis Time..: 23:00	Analyst ID.....: 400149	
		Instrument ID..: ICPMS		MS Run #.....: 7318162	MDL.....: 0.60	
Prep Batch #...: 7320210						
Mercury	ND	0.20	ug/L	SW846 7470A	11/16/07	KAE1F1AQ
		Dilution Factor: 1		Analysis Time..: 14:03	Analyst ID.....: 400491	
		Instrument ID..: HGHYDRA		MS Run #.....: 7320130	MDL.....: 0.055	

NOTE(S):

J Method blank contamination. The associated method blank contains the target analyte at a reportable level.

B Estimated result. Result is less than RL.

Tetra Tech NUS, Inc

Client Sample ID: FMC 16

DISSOLVED Metals

Lot-Sample #...: C7K020216-007
Date Sampled...: 10/31/07 Date Received..: 11/02/07 Matrix.....: WATER

PARAMETER	RESULT	REPORTING LIMIT	UNITS	METHOD	PREPARATION-ANALYSIS DATE	WORK ORDER #
Prep Batch #...: 7318307						
Silver	ND	1.0	ug/L	SW846 6020	11/14-11/27/07	KAE1J1AR
		Dilution Factor: 1		Analysis Time..: 23:17	Analyst ID.....: 400149	
		Instrument ID..: ICPMS		MS Run #.....: 7318162	MDL.....: 0.077	
Arsenic	**4.4**	**1.0**	**ug/L**	**SW846 6020**	**11/14-11/27/07**	**KAE1J1AT**
		Dilution Factor: 1		Analysis Time..: 23:17	Analyst ID.....: 400149	
		Instrument ID..: ICPMS		MS Run #.....: 7318162	MDL.....: 0.14	
Beryllium	ND	1.0	ug/L	SW846 6020	11/14-11/27/07	KAE1J1AU
		Dilution Factor: 1		Analysis Time..: 23:17	Analyst ID.....: 400149	
		Instrument ID..: ICPMS		MS Run #.....: 7318162	MDL.....: 0.068	
Cadmium	ND	1.0	ug/L	SW846 6020	11/14-11/27/07	KAE1J1AV
		Dilution Factor: 1		Analysis Time..: 23:17	Analyst ID.....: 400149	
		Instrument ID..: ICPMS		MS Run #.....: 7318162	MDL.....: 0.11	
Chromium	**2.6 J**	**2.0**	**ug/L**	**SW846 6020**	**11/14-11/27/07**	**KAE1J1AW**
		Dilution Factor: 1		Analysis Time..: 23:17	Analyst ID.....: 400149	
		Instrument ID..: ICPMS		MS Run #.....: 7318162	MDL.....: 0.11	
Copper	**3.1**	**2.0**	**ug/L**	**SW846 6020**	**11/14-11/27/07**	**KAE1J1AX**
		Dilution Factor: 1		Analysis Time..: 23:17	Analyst ID.....: 400149	
		Instrument ID..: ICPMS		MS Run #.....: 7318162	MDL.....: 0.14	
Nickel	**2.2**	**1.0**	**ug/L**	**SW846 6020**	**11/14-11/27/07**	**KAE1J1A0**
		Dilution Factor: 1		Analysis Time..: 23:17	Analyst ID.....: 400149	
		Instrument ID..: ICPMS		MS Run #.....: 7318162	MDL.....: 0.073	
Lead	ND	1.0	ug/L	SW846 6020	11/14-11/27/07	KAE1J1A1
		Dilution Factor: 1		Analysis Time..: 23:17	Analyst ID.....: 400149	
		Instrument ID..: ICPMS		MS Run #.....: 7318162	MDL.....: 0.020	
Antimony	**0.28 B**	**2.0**	**ug/L**	**SW846 6020**	**11/14-11/27/07**	**KAE1J1A2**
		Dilution Factor: 1		Analysis Time..: 23:17	Analyst ID.....: 400149	
		Instrument ID..: ICPMS		MS Run #.....: 7318162	MDL.....: 0.047	

(Continued on next page)

Tetra Tech NUS, Inc

Client Sample ID: FMC 16

DISSOLVED Metals

Lot-Sample #...: C7K020216-007 Matrix.....: WATER

PARAMETER	RESULT	REPORTING LIMIT	UNITS	METHOD	PREPARATION-ANALYSIS DATE	WORK ORDER #
Selenium	**14.3**	**5.0**	**ug/L**	**SW846 6020**	**11/14-11/27/07**	**KAE1J1A3**
		Dilution Factor: 1		Analysis Time..: 23:17	Analyst ID.....: 400149	
		Instrument ID..: ICPMS		MS Run #.....: 7318162	MDL.....: 0.21	
Thallium	ND	1.0	ug/L	SW846 6020	11/14-11/27/07	KAE1J1A4
		Dilution Factor: 1		Analysis Time..: 23:17	Analyst ID.....: 400149	
		Instrument ID..: ICPMS		MS Run #.....: 7318162	MDL.....: 0.018	
Zinc	**6.9**	**5.0**	**ug/L**	**SW846 6020**	**11/14-11/27/07**	**KAE1J1A5**
		Dilution Factor: 1		Analysis Time..: 23:17	Analyst ID.....: 400149	
		Instrument ID..: ICPMS		MS Run #.....: 7318162	MDL.....: 0.60	
Prep Batch #...: 7320210						
Mercury	ND	0.20	ug/L	SW846 7470A	11/16/07	KAE1J1AQ
		Dilution Factor: 1		Analysis Time..: 14:08	Analyst ID.....: 400491	
		Instrument ID..: HGHYDRA		MS Run #.....: 7320130	MDL.....: 0.055	

NOTE(S):

J Method blank contamination. The associated method blank contains the target analyte at a reportable level.

B Estimated result. Result is less than RL.

Tetra Tech NUS, Inc

Client Sample ID: FMC 18

DISSOLVED Metals

Lot-Sample #...: C7K020216-008
Date Sampled...: 10/31/07 Date Received..: 11/02/07 Matrix.....: WATER

PARAMETER	RESULT	REPORTING LIMIT	UNITS	METHOD	PREPARATION-ANALYSIS DATE	WORK ORDER #
Prep Batch #...: 7318307						
Silver	ND	1.0	ug/L	SW846 6020	11/14-11/27/07	KAE1K1AR
		Dilution Factor: 1		Analysis Time..: 23:21	Analyst ID.....: 400149	
		Instrument ID..: ICPMS		MS Run #.....: 7318162	MDL.....: 0.077	
Arsenic	**2.9**	**1.0**	**ug/L**	**SW846 6020**	**11/14-11/27/07**	**KAE1K1AT**
		Dilution Factor: 1		Analysis Time..: 23:21	Analyst ID.....: 400149	
		Instrument ID..: ICPMS		MS Run #.....: 7318162	MDL.....: 0.14	
Beryllium	ND	1.0	ug/L	SW846 6020	11/14-11/27/07	KAE1K1AU
		Dilution Factor: 1		Analysis Time..: 23:21	Analyst ID.....: 400149	
		Instrument ID..: ICPMS		MS Run #.....: 7318162	MDL.....: 0.068	
Cadmium	ND	1.0	ug/L	SW846 6020	11/14-11/27/07	KAE1K1AV
		Dilution Factor: 1		Analysis Time..: 23:21	Analyst ID.....: 400149	
		Instrument ID..: ICPMS		MS Run #.....: 7318162	MDL.....: 0.11	
Chromium	**3.1 J**	**2.0**	**ug/L**	**SW846 6020**	**11/14-11/27/07**	**KAE1K1AW**
		Dilution Factor: 1		Analysis Time..: 23:21	Analyst ID.....: 400149	
		Instrument ID..: ICPMS		MS Run #.....: 7318162	MDL.....: 0.11	
Copper	**3.4**	**2.0**	**ug/L**	**SW846 6020**	**11/14-11/27/07**	**KAE1K1AX**
		Dilution Factor: 1		Analysis Time..: 23:21	Analyst ID.....: 400149	
		Instrument ID..: ICPMS		MS Run #.....: 7318162	MDL.....: 0.14	
Nickel	**2.1**	**1.0**	**ug/L**	**SW846 6020**	**11/14-11/27/07**	**KAE1K1A0**
		Dilution Factor: 1		Analysis Time..: 23:21	Analyst ID.....: 400149	
		Instrument ID..: ICPMS		MS Run #.....: 7318162	MDL.....: 0.073	
Lead	ND	1.0	ug/L	SW846 6020	11/14-11/27/07	KAE1K1A1
		Dilution Factor: 1		Analysis Time..: 23:21	Analyst ID.....: 400149	
		Instrument ID..: ICPMS		MS Run #.....: 7318162	MDL.....: 0.020	
Antimony	**0.24 B**	**2.0**	**ug/L**	**SW846 6020**	**11/14-11/27/07**	**KAE1K1A2**
		Dilution Factor: 1		Analysis Time..: 23:21	Analyst ID.....: 400149	
		Instrument ID..: ICPMS		MS Run #.....: 7318162	MDL.....: 0.047	

(Continued on next page)

Tetra Tech NUS, Inc

Client Sample ID: FMC 18

DISSOLVED Metals

Lot-Sample #...: C7K020216-008 Matrix.....: WATER

PARAMETER	RESULT	REPORTING LIMIT	UNITS	METHOD	PREPARATION-ANALYSIS DATE	WORK ORDER #
Selenium	**9.4**	**5.0**	**ug/L**	**SW846 6020**	**11/14-11/27/07**	**KAE1K1A3**
		Dilution Factor: 1		Analysis Time..: 23:21	Analyst ID.....: 400149	
		Instrument ID..: ICPMS		MS Run #.....: 7318162	MDL.....: 0.21	
Thallium	ND	1.0	ug/L	SW846 6020	11/14-11/27/07	KAE1K1A4
		Dilution Factor: 1		Analysis Time..: 23:21	Analyst ID.....: 400149	
		Instrument ID..: ICPMS		MS Run #.....: 7318162	MDL.....: 0.018	
Zinc	**8.0**	**5.0**	**ug/L**	**SW846 6020**	**11/14-11/27/07**	**KAE1K1A5**
		Dilution Factor: 1		Analysis Time..: 23:21	Analyst ID.....: 400149	
		Instrument ID..: ICPMS		MS Run #.....: 7318162	MDL.....: 0.60	
Prep Batch #...: 7320210						
Mercury	ND	0.20	ug/L	SW846 7470A	11/16/07	KAE1K1AQ
		Dilution Factor: 1		Analysis Time..: 14:10	Analyst ID.....: 400491	
		Instrument ID..: HGHYDRA		MS Run #.....: 7320130	MDL.....: 0.055	

NOTE(S):

J Method blank contamination. The associated method blank contains the target analyte at a reportable level.

B Estimated result. Result is less than RL.

Tetra Tech NUS, Inc

Client Sample ID: FMC 20

DISSOLVED Metals

Lot-Sample #...: C7K020216-009 Matrix.....: WATER
Date Sampled...: 10/31/07 Date Received..: 11/02/07

PARAMETER	RESULT	REPORTING LIMIT	UNITS	METHOD	PREPARATION-ANALYSIS DATE	WORK ORDER #
Prep Batch #...: 7318307						
Silver	ND	1.0	ug/L	SW846 6020	11/14-11/27/07	KAE1P1AR
		Dilution Factor: 1		Analysis Time..: 23:25	Analyst ID.....: 400149	
		Instrument ID..: ICPMS		MS Run #.....: 7318162	MDL.....: 0.077	
Arsenic	**2.6**	**1.0**	**ug/L**	**SW846 6020**	**11/14-11/27/07**	**KAE1P1AT**
		Dilution Factor: 1		Analysis Time..: 23:25	Analyst ID.....: 400149	
		Instrument ID..: ICPMS		MS Run #.....: 7318162	MDL.....: 0.14	
Beryllium	ND	1.0	ug/L	SW846 6020	11/14-11/27/07	KAE1P1AU
		Dilution Factor: 1		Analysis Time..: 23:25	Analyst ID.....: 400149	
		Instrument ID..: ICPMS		MS Run #.....: 7318162	MDL.....: 0.068	
Cadmium	ND	1.0	ug/L	SW846 6020	11/14-11/27/07	KAE1P1AV
		Dilution Factor: 1		Analysis Time..: 23:25	Analyst ID.....: 400149	
		Instrument ID..: ICPMS		MS Run #.....: 7318162	MDL.....: 0.11	
Chromium	**3.4 J**	**2.0**	**ug/L**	**SW846 6020**	**11/14-11/27/07**	**KAE1P1AW**
		Dilution Factor: 1		Analysis Time..: 23:25	Analyst ID.....: 400149	
		Instrument ID..: ICPMS		MS Run #.....: 7318162	MDL.....: 0.11	
Copper	**3.4**	**2.0**	**ug/L**	**SW846 6020**	**11/14-11/27/07**	**KAE1P1AX**
		Dilution Factor: 1		Analysis Time..: 23:25	Analyst ID.....: 400149	
		Instrument ID..: ICPMS		MS Run #.....: 7318162	MDL.....: 0.14	
Nickel	**2.1**	**1.0**	**ug/L**	**SW846 6020**	**11/14-11/27/07**	**KAE1P1A0**
		Dilution Factor: 1		Analysis Time..: 23:25	Analyst ID.....: 400149	
		Instrument ID..: ICPMS		MS Run #.....: 7318162	MDL.....: 0.073	
Lead	ND	1.0	ug/L	SW846 6020	11/14-11/27/07	KAE1P1A1
		Dilution Factor: 1		Analysis Time..: 23:25	Analyst ID.....: 400149	
		Instrument ID..: ICPMS		MS Run #.....: 7318162	MDL.....: 0.020	
Antimony	**0.24 B**	**2.0**	**ug/L**	**SW846 6020**	**11/14-11/27/07**	**KAE1P1A2**
		Dilution Factor: 1		Analysis Time..: 23:25	Analyst ID.....: 400149	
		Instrument ID..: ICPMS		MS Run #.....: 7318162	MDL.....: 0.047	

(Continued on next page)

Tetra Tech NUS, Inc

Client Sample ID: FMC 20

DISSOLVED Metals

Lot-Sample #...: C7K020216-009 **Matrix.....:** WATER

PARAMETER	RESULT	REPORTING LIMIT	UNITS	METHOD	PREPARATION-ANALYSIS DATE	WORK ORDER #
Selenium	**10.4**	**5.0**	**ug/L**	**SW846 6020**	**11/14-11/27/07**	**KAE1P1A3**
		Dilution Factor: 1		Analysis Time..: 23:25	Analyst ID.....: 400149	
		Instrument ID..: ICPMS		MS Run #.....: 7318162	MDL.....: 0.21	
Thallium	ND	1.0	ug/L	SW846 6020	11/14-11/27/07	KAE1P1A4
		Dilution Factor: 1		Analysis Time..: 23:25	Analyst ID.....: 400149	
		Instrument ID..: ICPMS		MS Run #.....: 7318162	MDL.....: 0.018	
Zinc	**6.4**	**5.0**	**ug/L**	**SW846 6020**	**11/14-11/27/07**	**KAE1P1A5**
		Dilution Factor: 1		Analysis Time..: 23:25	Analyst ID.....: 400149	
		Instrument ID..: ICPMS		MS Run #.....: 7318162	MDL.....: 0.60	
Prep Batch #...: 7320210						
Mercury	ND	0.20	ug/L	SW846 7470A	11/16/07	KAE1P1AQ
		Dilution Factor: 1		Analysis Time..: 14:12	Analyst ID.....: 400491	
		Instrument ID..: HGHYDRA		MS Run #.....: 7320130	MDL.....: 0.055	

NOTE(S):

J Method blank contamination. The associated method blank contains the target analyte at a reportable level.

B Estimated result. Result is less than RL.

Tetra Tech NUS, Inc

Client Sample ID: FMC 22

DISSOLVED Metals

Lot-Sample #...: C7K020216-010 **Matrix.....:** WATER
Date Sampled...: 10/31/07 **Date Received..:** 11/02/07

PARAMETER	RESULT	REPORTING LIMIT	UNITS	METHOD	PREPARATION-ANALYSIS DATE	WORK ORDER #
Prep Batch #...: 7318307						
Silver	ND	1.0	ug/L	SW846 6020	11/14-11/27/07	KAE1R1AR
		Dilution Factor: 1		Analysis Time..: 23:30	Analyst ID.....: 400149	
		Instrument ID..: ICPMS		MS Run #.....: 7318162	MDL.....: 0.077	
Arsenic	**3.3**	**1.0**	**ug/L**	**SW846 6020**	**11/14-11/27/07**	**KAE1R1AT**
		Dilution Factor: 1		Analysis Time..: 23:30	Analyst ID.....: 400149	
		Instrument ID..: ICPMS		MS Run #.....: 7318162	MDL.....: 0.14	
Beryllium	ND	1.0	ug/L	SW846 6020	11/14-11/27/07	KAE1R1AU
		Dilution Factor: 1		Analysis Time..: 23:30	Analyst ID.....: 400149	
		Instrument ID..: ICPMS		MS Run #.....: 7318162	MDL.....: 0.068	
Cadmium	ND	1.0	ug/L	SW846 6020	11/14-11/27/07	KAE1R1AV
		Dilution Factor: 1		Analysis Time..: 23:30	Analyst ID.....: 400149	
		Instrument ID..: ICPMS		MS Run #.....: 7318162	MDL.....: 0.11	
Chromium	**3.2 J**	**2.0**	**ug/L**	**SW846 6020**	**11/14-11/27/07**	**KAE1R1AW**
		Dilution Factor: 1		Analysis Time..: 23:30	Analyst ID.....: 400149	
		Instrument ID..: ICPMS		MS Run #.....: 7318162	MDL.....: 0.11	
Copper	**3.8**	**2.0**	**ug/L**	**SW846 6020**	**11/14-11/27/07**	**KAE1R1AX**
		Dilution Factor: 1		Analysis Time..: 23:30	Analyst ID.....: 400149	
		Instrument ID..: ICPMS		MS Run #.....: 7318162	MDL.....: 0.14	
Nickel	**2.2**	**1.0**	**ug/L**	**SW846 6020**	**11/14-11/27/07**	**KAE1R1A0**
		Dilution Factor: 1		Analysis Time..: 23:30	Analyst ID.....: 400149	
		Instrument ID..: ICPMS		MS Run #.....: 7318162	MDL.....: 0.073	
Lead	ND	1.0	ug/L	SW846 6020	11/14-11/27/07	KAE1R1A1
		Dilution Factor: 1		Analysis Time..: 23:30	Analyst ID.....: 400149	
		Instrument ID..: ICPMS		MS Run #.....: 7318162	MDL.....: 0.020	
Antimony	**0.21 B**	**2.0**	**ug/L**	**SW846 6020**	**11/14-11/27/07**	**KAE1R1A2**
		Dilution Factor: 1		Analysis Time..: 23:30	Analyst ID.....: 400149	
		Instrument ID..: ICPMS		MS Run #.....: 7318162	MDL.....: 0.047	

(Continued on next page)

Tetra Tech NUS, Inc

Client Sample ID: FMC 22

DISSOLVED Metals

Lot-Sample #...: C7K020216-010 Matrix.....: WATER

PARAMETER	RESULT	REPORTING LIMIT	UNITS	METHOD	PREPARATION-ANALYSIS DATE	WORK ORDER #
Selenium	**11.5**	**5.0**	**ug/L**	**SW846 6020**	**11/14-11/27/07**	**KAE1R1A3**
		Dilution Factor: 1		Analysis Time..: 23:30	Analyst ID.....: 400149	
		Instrument ID..: ICPMS		MS Run #.....: 7318162	MDL.....: 0.21	
Thallium	ND	1.0	ug/L	SW846 6020	11/14-11/27/07	KAE1R1A4
		Dilution Factor: 1		Analysis Time..: 23:30	Analyst ID.....: 400149	
		Instrument ID..: ICPMS		MS Run #.....: 7318162	MDL.....: 0.018	
Zinc	**6.5**	**5.0**	**ug/L**	**SW846 6020**	**11/14-11/27/07**	**KAE1R1A5**
		Dilution Factor: 1		Analysis Time..: 23:30	Analyst ID.....: 400149	
		Instrument ID..: ICPMS		MS Run #.....: 7318162	MDL.....: 0.60	
Prep Batch #...: 7320210						
Mercury	ND	0.20	ug/L	SW846 7470A	11/16/07	KAE1R1AQ
		Dilution Factor: 1		Analysis Time..: 14:14	Analyst ID.....: 400491	
		Instrument ID..: HGHYDRA		MS Run #.....: 7320130	MDL.....: 0.055	

NOTE(S):

J Method blank contamination. The associated method blank contains the target analyte at a reportable level.

B Estimated result. Result is less than RL.

Tetra Tech NUS, Inc

Client Sample ID: FMC 24

DISSOLVED Metals

Lot-Sample #...: C7K020216-001
Date Sampled...: 10/30/07 Date Received..: 11/02/07 Matrix.....: WATER

PARAMETER	RESULT	REPORTING LIMIT	UNITS	METHOD	PREPARATION-ANALYSIS DATE	WORK ORDER #
Prep Batch #...: 7318307						
Silver	ND	1.0	ug/L	SW846 6020	11/14-11/27/07	KAEX31AG
		Dilution Factor: 1		Analysis Time..: 22:22	Analyst ID.....: 400149	
		Instrument ID..: ICPMS		MS Run #.....: 7318162	MDL.....: 0.077	
Arsenic	**3.8**	**1.0**	**ug/L**	**SW846 6020**	**11/14-11/27/07**	**KAEX31AH**
		Dilution Factor: 1		Analysis Time..: 22:22	Analyst ID.....: 400149	
		Instrument ID..: ICPMS		MS Run #.....: 7318162	MDL.....: 0.14	
Beryllium	ND	1.0	ug/L	SW846 6020	11/14-11/27/07	KAEX31AJ
		Dilution Factor: 1		Analysis Time..: 22:22	Analyst ID.....: 400149	
		Instrument ID..: ICPMS		MS Run #.....: 7318162	MDL.....: 0.068	
Cadmium	ND	1.0	ug/L	SW846 6020	11/14-11/27/07	KAEX31AK
		Dilution Factor: 1		Analysis Time..: 22:22	Analyst ID.....: 400149	
		Instrument ID..: ICPMS		MS Run #.....: 7318162	MDL.....: 0.11	
Chromium	**3.0 J**	**2.0**	**ug/L**	**SW846 6020**	**11/14-11/27/07**	**KAEX31AL**
		Dilution Factor: 1		Analysis Time..: 22:22	Analyst ID.....: 400149	
		Instrument ID..: ICPMS		MS Run #.....: 7318162	MDL.....: 0.11	
Copper	**4.6**	**2.0**	**ug/L**	**SW846 6020**	**11/14-11/27/07**	**KAEX31AM**
		Dilution Factor: 1		Analysis Time..: 22:22	Analyst ID.....: 400149	
		Instrument ID..: ICPMS		MS Run #.....: 7318162	MDL.....: 0.14	
Nickel	**2.1**	**1.0**	**ug/L**	**SW846 6020**	**11/14-11/27/07**	**KAEX31AN**
		Dilution Factor: 1		Analysis Time..: 22:22	Analyst ID.....: 400149	
		Instrument ID..: ICPMS		MS Run #.....: 7318162	MDL.....: 0.073	
Lead	**0.17 B**	**1.0**	**ug/L**	**SW846 6020**	**11/14-11/27/07**	**KAEX31AP**
		Dilution Factor: 1		Analysis Time..: 22:22	Analyst ID.....: 400149	
		Instrument ID..: ICPMS		MS Run #.....: 7318162	MDL.....: 0.020	
Antimony	**0.33 B**	**2.0**	**ug/L**	**SW846 6020**	**11/14-11/27/07**	**KAEX31AQ**
		Dilution Factor: 1		Analysis Time..: 22:22	Analyst ID.....: 400149	
		Instrument ID..: ICPMS		MS Run #.....: 7318162	MDL.....: 0.047	

(Continued on next page)

Tetra Tech NUS, Inc

Client Sample ID: FMC 24

DISSOLVED Metals

Lot-Sample #...: C7K020216-001 Matrix.....: WATER

PARAMETER	RESULT	REPORTING LIMIT	UNITS	METHOD	PREPARATION-ANALYSIS DATE	WORK ORDER #
Selenium	9.2	5.0	ug/L	SW846 6020	11/14-11/27/07	KAEX31AR
		Dilution Factor: 1		Analysis Time..: 22:22	Analyst ID.....: 400149	
		Instrument ID..: ICPMS		MS Run #.....: 7318162	MDL.....: 0.21	
Thallium	0.092 B	1.0	ug/L	SW846 6020	11/14-11/27/07	KAEX31AT
		Dilution Factor: 1		Analysis Time..: 22:22	Analyst ID.....: 400149	
		Instrument ID..: ICPMS		MS Run #.....: 7318162	MDL.....: 0.018	
Zinc	10.4	5.0	ug/L	SW846 6020	11/14-11/27/07	KAEX31AU
		Dilution Factor: 1		Analysis Time..: 22:22	Analyst ID.....: 400149	
		Instrument ID..: ICPMS		MS Run #.....: 7318162	MDL.....: 0.60	
Prep Batch #...: 7320210						
Mercury	ND	0.20	ug/L	SW846 7470A	11/16/07	KAEX31AF
		Dilution Factor: 1		Analysis Time..: 13:52	Analyst ID.....: 400491	
		Instrument ID..: HGHYDRA		MS Run #.....: 7320130	MDL.....: 0.055	

NOTE(S):

J Method blank contamination. The associated method blank contains the target analyte at a reportable level.

B Estimated result. Result is less than RL.

Tetra Tech NUS, Inc

Client Sample ID: FMC 25

DISSOLVED Metals

Lot-Sample #...: C7K020216-014 Matrix.....: WATER
Date Sampled...: 11/01/07 Date Received..: 11/02/07

PARAMETER	RESULT	REPORTING LIMIT	UNITS	METHOD	PREPARATION-ANALYSIS DATE	WORK ORDER #
Prep Batch #...: 7318307						
Silver	ND	1.0	ug/L	SW846 6020	11/14-11/27/07	KAE2E1AR
		Dilution Factor: 1		Analysis Time..: 23:47	Analyst ID.....: 400149	
		Instrument ID..: ICPMS		MS Run #.....: 7318162	MDL.....: 0.077	
Arsenic	**3.0**	**1.0**	**ug/L**	**SW846 6020**	**11/14-11/27/07**	**KAE2E1AT**
		Dilution Factor: 1		Analysis Time..: 23:47	Analyst ID.....: 400149	
		Instrument ID..: ICPMS		MS Run #.....: 7318162	MDL.....: 0.14	
Beryllium	ND	1.0	ug/L	SW846 6020	11/14-11/27/07	KAE2E1AU
		Dilution Factor: 1		Analysis Time..: 23:47	Analyst ID.....: 400149	
		Instrument ID..: ICPMS		MS Run #.....: 7318162	MDL.....: 0.068	
Cadmium	ND	1.0	ug/L	SW846 6020	11/14-11/27/07	KAE2E1AV
		Dilution Factor: 1		Analysis Time..: 23:47	Analyst ID.....: 400149	
		Instrument ID..: ICPMS		MS Run #.....: 7318162	MDL.....: 0.11	
Chromium	**2.2 J**	**2.0**	**ug/L**	**SW846 6020**	**11/14-11/27/07**	**KAE2E1AW**
		Dilution Factor: 1		Analysis Time..: 23:47	Analyst ID.....: 400149	
		Instrument ID..: ICPMS		MS Run #.....: 7318162	MDL.....: 0.11	
Copper	**3.0**	**2.0**	**ug/L**	**SW846 6020**	**11/14-11/27/07**	**KAE2E1AX**
		Dilution Factor: 1		Analysis Time..: 23:47	Analyst ID.....: 400149	
		Instrument ID..: ICPMS		MS Run #.....: 7318162	MDL.....: 0.14	
Nickel	**1.8**	**1.0**	**ug/L**	**SW846 6020**	**11/14-11/27/07**	**KAE2E1A0**
		Dilution Factor: 1		Analysis Time..: 23:47	Analyst ID.....: 400149	
		Instrument ID..: ICPMS		MS Run #.....: 7318162	MDL.....: 0.073	
Lead	ND	1.0	ug/L	SW846 6020	11/14-11/27/07	KAE2E1A1
		Dilution Factor: 1		Analysis Time..: 23:47	Analyst ID.....: 400149	
		Instrument ID..: ICPMS		MS Run #.....: 7318162	MDL.....: 0.020	
Antimony	**0.25 B**	**2.0**	**ug/L**	**SW846 6020**	**11/14-11/27/07**	**KAE2E1A2**
		Dilution Factor: 1		Analysis Time..: 23:47	Analyst ID.....: 400149	
		Instrument ID..: ICPMS		MS Run #.....: 7318162	MDL.....: 0.047	

(Continued on next page)

Tetra Tech NUS, Inc

Client Sample ID: FMC 25

DISSOLVED Metals

Lot-Sample #...: C7K020216-014 Matrix.....: WATER

PARAMETER	RESULT	REPORTING LIMIT	UNITS	METHOD	PREPARATION-ANALYSIS DATE	WORK ORDER #
Selenium	**11.5**	**5.0**	**ug/L**	**SW846 6020**	**11/14-11/27/07**	**KAE2E1A3**
		Dilution Factor: 1		Analysis Time..: 23:47	Analyst ID.....: 400149	
		Instrument ID..: ICPMS		MS Run #.....: 7318162	MDL.....: 0.21	
Thallium	ND	1.0	ug/L	SW846 6020	11/14-11/27/07	KAE2E1A4
		Dilution Factor: 1		Analysis Time..: 23:47	Analyst ID.....: 400149	
		Instrument ID..: ICPMS		MS Run #.....: 7318162	MDL.....: 0.018	
Zinc	**3.6 B**	**5.0**	**ug/L**	**SW846 6020**	**11/14-11/27/07**	**KAE2E1A5**
		Dilution Factor: 1		Analysis Time..: 23:47	Analyst ID.....: 400149	
		Instrument ID..: ICPMS		MS Run #.....: 7318162	MDL.....: 0.60	
Prep Batch #...: 7320210						
Mercury	ND	0.20	ug/L	SW846 7470A	11/16/07	KAE2E1AQ
		Dilution Factor: 1		Analysis Time..: 14:21	Analyst ID.....: 400491	
		Instrument ID..: HGHYDRA		MS Run #.....: 7320130	MDL.....: 0.055	

NOTE(S):

J Method blank contamination. The associated method blank contains the target analyte at a reportable level.

B Estimated result. Result is less than RL.

Tetra Tech NUS, Inc

Client Sample ID: FMC 26

DISSOLVED Metals

Lot-Sample #...: C7K020216-015 Matrix.....: WATER
Date Sampled...: 11/01/07 Date Received..: 11/02/07

PARAMETER	RESULT	REPORTING LIMIT	UNITS	METHOD	PREPARATION-ANALYSIS DATE	WORK ORDER #
Prep Batch #...: 7318307						
Silver	ND	1.0	ug/L	SW846 6020	11/14-11/27/07	KAE2J1AR
		Dilution Factor: 1		Analysis Time..: 23:51	Analyst ID.....: 400149	
		Instrument ID..: ICPMS		MS Run #.....: 7318162	MDL.....: 0.077	
Arsenic	**3.0**	**1.0**	**ug/L**	**SW846 6020**	**11/14-11/27/07**	**KAE2J1AT**
		Dilution Factor: 1		Analysis Time..: 23:51	Analyst ID.....: 400149	
		Instrument ID..: ICPMS		MS Run #.....: 7318162	MDL.....: 0.14	
Beryllium	ND	1.0	ug/L	SW846 6020	11/14-11/27/07	KAE2J1AU
		Dilution Factor: 1		Analysis Time..: 23:51	Analyst ID.....: 400149	
		Instrument ID..: ICPMS		MS Run #.....: 7318162	MDL.....: 0.068	
Cadmium	ND	1.0	ug/L	SW846 6020	11/14-11/27/07	KAE2J1AV
		Dilution Factor: 1		Analysis Time..: 23:51	Analyst ID.....: 400149	
		Instrument ID..: ICPMS		MS Run #.....: 7318162	MDL.....: 0.11	
Chromium	**2.3 J**	**2.0**	**ug/L**	**SW846 6020**	**11/14-11/27/07**	**KAE2J1AW**
		Dilution Factor: 1		Analysis Time..: 23:51	Analyst ID.....: 400149	
		Instrument ID..: ICPMS		MS Run #.....: 7318162	MDL.....: 0.11	
Copper	**3.0**	**2.0**	**ug/L**	**SW846 6020**	**11/14-11/27/07**	**KAE2J1AX**
		Dilution Factor: 1		Analysis Time..: 23:51	Analyst ID.....: 400149	
		Instrument ID..: ICPMS		MS Run #.....: 7318162	MDL.....: 0.14	
Nickel	**2.0**	**1.0**	**ug/L**	**SW846 6020**	**11/14-11/27/07**	**KAE2J1A0**
		Dilution Factor: 1		Analysis Time..: 23:51	Analyst ID.....: 400149	
		Instrument ID..: ICPMS		MS Run #.....: 7318162	MDL.....: 0.073	
Lead	ND	1.0	ug/L	SW846 6020	11/14-11/27/07	KAE2J1A1
		Dilution Factor: 1		Analysis Time..: 23:51	Analyst ID.....: 400149	
		Instrument ID..: ICPMS		MS Run #.....: 7318162	MDL.....: 0.020	
Antimony	**0.20 B**	**2.0**	**ug/L**	**SW846 6020**	**11/14-11/27/07**	**KAE2J1A2**
		Dilution Factor: 1		Analysis Time..: 23:51	Analyst ID.....: 400149	
		Instrument ID..: ICPMS		MS Run #.....: 7318162	MDL.....: 0.047	

(Continued on next page)

Tetra Tech NUS, Inc

Client Sample ID: FMC 26

DISSOLVED Metals

Lot-Sample #...: C7K020216-015 **Matrix.....:** WATER

PARAMETER	RESULT	REPORTING LIMIT	UNITS	METHOD	PREPARATION-ANALYSIS DATE	WORK ORDER #
Selenium	**10.8**	**5.0**	**ug/L**	**SW846 6020**	**11/14-11/27/07**	**KAE2J1A3**
		Dilution Factor: 1		Analysis Time..: 23:51	Analyst ID.....: 400149	
		Instrument ID..: ICPMS		MS Run #.....: 7318162	MDL.....: 0.21	
Thallium	ND	1.0	ug/L	SW846 6020	11/14-11/27/07	KAE2J1A4
		Dilution Factor: 1		Analysis Time..: 23:51	Analyst ID.....: 400149	
		Instrument ID..: ICPMS		MS Run #.....: 7318162	MDL.....: 0.018	
Zinc	**2.8 B**	**5.0**	**ug/L**	**SW846 6020**	**11/14-11/27/07**	**KAE2J1A5**
		Dilution Factor: 1		Analysis Time..: 23:51	Analyst ID.....: 400149	
		Instrument ID..: ICPMS		MS Run #.....: 7318162	MDL.....: 0.60	
Prep Batch #...: 7320210						
Mercury	ND	0.20	ug/L	SW846 7470A	11/16/07	KAE2J1AQ
		Dilution Factor: 1		Analysis Time..: 14:22	Analyst ID.....: 400491	
		Instrument ID..: HGHYDRA		MS Run #.....: 7320130	MDL.....: 0.055	

NOTE(S):

J Method blank contamination. The associated method blank contains the target analyte at a reportable level.

B Estimated result. Result is less than RL.

Tetra Tech NUS, Inc

Client Sample ID: FMC 3

DISSOLVED Metals

Lot-Sample #...: C7K020216-011 Matrix.....: WATER
Date Sampled...: 10/31/07 Date Received..: 11/02/07

PARAMETER	RESULT	REPORTING LIMIT	UNITS	METHOD	PREPARATION-ANALYSIS DATE	WORK ORDER #
Prep Batch #...: 7318307						
Silver	ND	1.0	ug/L	SW846 6020	11/14-11/27/07	KAE101AR
		Dilution Factor: 1		Analysis Time..: 23:34	Analyst ID.....: 400149	
		Instrument ID..: ICPMS		MS Run #.....: 7318162	MDL.....: 0.077	
Arsenic	**2.4**	**1.0**	**ug/L**	**SW846 6020**	**11/14-11/27/07**	**KAE101AT**
		Dilution Factor: 1		Analysis Time..: 23:34	Analyst ID.....: 400149	
		Instrument ID..: ICPMS		MS Run #.....: 7318162	MDL.....: 0.14	
Beryllium	ND	1.0	ug/L	SW846 6020	11/14-11/27/07	KAE101AU
		Dilution Factor: 1		Analysis Time..: 23:34	Analyst ID.....: 400149	
		Instrument ID..: ICPMS		MS Run #.....: 7318162	MDL.....: 0.068	
Cadmium	ND	1.0	ug/L	SW846 6020	11/14-11/27/07	KAE101AV
		Dilution Factor: 1		Analysis Time..: 23:34	Analyst ID.....: 400149	
		Instrument ID..: ICPMS		MS Run #.....: 7318162	MDL.....: 0.11	
Chromium	**3.2 J**	**2.0**	**ug/L**	**SW846 6020**	**11/14-11/27/07**	**KAE101AW**
		Dilution Factor: 1		Analysis Time..: 23:34	Analyst ID.....: 400149	
		Instrument ID..: ICPMS		MS Run #.....: 7318162	MDL.....: 0.11	
Copper	**3.4**	**2.0**	**ug/L**	**SW846 6020**	**11/14-11/27/07**	**KAE101AX**
		Dilution Factor: 1		Analysis Time..: 23:34	Analyst ID.....: 400149	
		Instrument ID..: ICPMS		MS Run #.....: 7318162	MDL.....: 0.14	
Nickel	**2.1**	**1.0**	**ug/L**	**SW846 6020**	**11/14-11/27/07**	**KAE101A0**
		Dilution Factor: 1		Analysis Time..: 23:34	Analyst ID.....: 400149	
		Instrument ID..: ICPMS		MS Run #.....: 7318162	MDL.....: 0.073	
Lead	ND	1.0	ug/L	SW846 6020	11/14-11/27/07	KAE101A1
		Dilution Factor: 1		Analysis Time..: 23:34	Analyst ID.....: 400149	
		Instrument ID..: ICPMS		MS Run #.....: 7318162	MDL.....: 0.020	
Antimony	**0.19 B**	**2.0**	**ug/L**	**SW846 6020**	**11/14-11/27/07**	**KAE101A2**
		Dilution Factor: 1		Analysis Time..: 23:34	Analyst ID.....: 400149	
		Instrument ID..: ICPMS		MS Run #.....: 7318162	MDL.....: 0.047	

(Continued on next page)

Tetra Tech NUS, Inc

Client Sample ID: FMC 3

DISSOLVED Metals

Lot-Sample #...: C7K020216-011 **Matrix.....:** WATER

PARAMETER	RESULT	REPORTING LIMIT	UNITS	METHOD	PREPARATION-ANALYSIS DATE	WORK ORDER #
Selenium	**11.1**	**5.0**	**ug/L**	**SW846 6020**	**11/14-11/27/07**	**KAE101A3**
		Dilution Factor: 1		Analysis Time..: 23:34	Analyst ID.....: 400149	
		Instrument ID..: ICPMS		MS Run #.....: 7318162	MDL.....: 0.21	
Thallium	ND	1.0	ug/L	SW846 6020	11/14-11/27/07	KAE101A4
		Dilution Factor: 1		Analysis Time..: 23:34	Analyst ID.....: 400149	
		Instrument ID..: ICPMS		MS Run #.....: 7318162	MDL.....: 0.018	
Zinc	**5.5**	**5.0**	**ug/L**	**SW846 6020**	**11/14-11/27/07**	**KAE101A5**
		Dilution Factor: 1		Analysis Time..: 23:34	Analyst ID.....: 400149	
		Instrument ID..: ICPMS		MS Run #.....: 7318162	MDL.....: 0.60	
Prep Batch #...: 7320210						
Mercury	ND	0.20	ug/L	SW846 7470A	11/16/07	KAE101AQ
		Dilution Factor: 1		Analysis Time..: 14:16	Analyst ID.....: 400491	
		Instrument ID..: HGHYDRA		MS Run #.....: 7320130	MDL.....: 0.055	

NOTE(S):

J Method blank contamination. The associated method blank contains the target analyte at a reportable level.

B Estimated result. Result is less than RL.

Tetra Tech NUS, Inc

Client Sample ID: FMC 5

DISSOLVED Metals

Lot-Sample #...: C7K020216-012 **Matrix.....:** WATER
Date Sampled...: 10/31/07 **Date Received..:** 11/02/07

PARAMETER	RESULT	REPORTING LIMIT	UNITS	METHOD	PREPARATION-ANALYSIS DATE	WORK ORDER #
Prep Batch #...: 7318307						
Silver	ND	1.0	ug/L	SW846 6020	11/14-11/27/07	KAE151AR
		Dilution Factor: 1		Analysis Time..: 23:38	Analyst ID.....: 400149	
		Instrument ID..: ICPMS		MS Run #.....: 7318162	MDL.....: 0.077	
Arsenic	**2.9**	**1.0**	**ug/L**	**SW846 6020**	**11/14-11/27/07**	**KAE151AT**
		Dilution Factor: 1		Analysis Time..: 23:38	Analyst ID.....: 400149	
		Instrument ID..: ICPMS		MS Run #.....: 7318162	MDL.....: 0.14	
Beryllium	ND	1.0	ug/L	SW846 6020	11/14-11/27/07	KAE151AU
		Dilution Factor: 1		Analysis Time..: 23:38	Analyst ID.....: 400149	
		Instrument ID..: ICPMS		MS Run #.....: 7318162	MDL.....: 0.068	
Cadmium	ND	1.0	ug/L	SW846 6020	11/14-11/27/07	KAE151AV
		Dilution Factor: 1		Analysis Time..: 23:38	Analyst ID.....: 400149	
		Instrument ID..: ICPMS		MS Run #.....: 7318162	MDL.....: 0.11	
Chromium	**3.1 J**	**2.0**	**ug/L**	**SW846 6020**	**11/14-11/27/07**	**KAE151AW**
		Dilution Factor: 1		Analysis Time..: 23:38	Analyst ID.....: 400149	
		Instrument ID..: ICPMS		MS Run #.....: 7318162	MDL.....: 0.11	
Copper	**4.1**	**2.0**	**ug/L**	**SW846 6020**	**11/14-11/27/07**	**KAE151AX**
		Dilution Factor: 1		Analysis Time..: 23:38	Analyst ID.....: 400149	
		Instrument ID..: ICPMS		MS Run #.....: 7318162	MDL.....: 0.14	
Nickel	**2.2**	**1.0**	**ug/L**	**SW846 6020**	**11/14-11/27/07**	**KAE151A0**
		Dilution Factor: 1		Analysis Time..: 23:38	Analyst ID.....: 400149	
		Instrument ID..: ICPMS		MS Run #.....: 7318162	MDL.....: 0.073	
Lead	**0.076 B**	**1.0**	**ug/L**	**SW846 6020**	**11/14-11/27/07**	**KAE151A1**
		Dilution Factor: 1		Analysis Time..: 23:38	Analyst ID.....: 400149	
		Instrument ID..: ICPMS		MS Run #.....: 7318162	MDL.....: 0.020	
Antimony	**0.22 B**	**2.0**	**ug/L**	**SW846 6020**	**11/14-11/27/07**	**KAE151A2**
		Dilution Factor: 1		Analysis Time..: 23:38	Analyst ID.....: 400149	
		Instrument ID..: ICPMS		MS Run #.....: 7318162	MDL.....: 0.047	

(Continued on next page)

Tetra Tech NUS, Inc

Client Sample ID: FMC 5

DISSOLVED Metals

Lot-Sample #...: C7K020216-012 Matrix.....: WATER

PARAMETER	RESULT	REPORTING LIMIT	UNITS	METHOD	PREPARATION-ANALYSIS DATE	WORK ORDER #
Selenium	**11.5**	**5.0**	**ug/L**	**SW846 6020**	**11/14-11/27/07**	**KAE151A3**
		Dilution Factor: 1		Analysis Time..: 23:38	Analyst ID.....: 400149	
		Instrument ID..: ICPMS		MS Run #.....: 7318162	MDL.....: 0.21	
Thallium	ND	1.0	ug/L	SW846 6020	11/14-11/27/07	KAE151A4
		Dilution Factor: 1		Analysis Time..: 23:38	Analyst ID.....: 400149	
		Instrument ID..: ICPMS		MS Run #.....: 7318162	MDL.....: 0.018	
Zinc	**7.9**	**5.0**	**ug/L**	**SW846 6020**	**11/14-11/27/07**	**KAE151A5**
		Dilution Factor: 1		Analysis Time..: 23:38	Analyst ID.....: 400149	
		Instrument ID..: ICPMS		MS Run #.....: 7318162	MDL.....: 0.60	
Prep Batch #...: 7320210						
Mercury	ND	0.20	ug/L	SW846 7470A	11/16/07	KAE151AQ
		Dilution Factor: 1		Analysis Time..: 14:17	Analyst ID.....: 400491	
		Instrument ID..: HGHYDRA		MS Run #.....: 7320130	MDL.....: 0.055	

NOTE(S):

J Method blank contamination. The associated method blank contains the target analyte at a reportable level.

B Estimated result. Result is less than RL.

Tetra Tech NUS, Inc

Client Sample ID: FMC 7

DISSOLVED Metals

Lot-Sample #...: C7K020216-013
Date Sampled...: 10/31/07 **Date Received..:** 11/02/07 **Matrix.....:** WATER

PARAMETER	RESULT	REPORTING LIMIT	UNITS	METHOD	PREPARATION-ANALYSIS DATE	WORK ORDER #
Prep Batch #...: 7318307						
Silver	ND	1.0	ug/L	SW846 6020	11/14-11/27/07	KAE191AR
		Dilution Factor: 1		Analysis Time..: 23:42	Analyst ID.....: 400149	
		Instrument ID..: ICPMS		MS Run #.....: 7318162	MDL.....: 0.077	
Arsenic	**3.2**	**1.0**	**ug/L**	**SW846 6020**	**11/14-11/27/07**	**KAE191AT**
		Dilution Factor: 1		Analysis Time..: 23:42	Analyst ID.....: 400149	
		Instrument ID..: ICPMS		MS Run #.....: 7318162	MDL.....: 0.14	
Beryllium	ND	1.0	ug/L	SW846 6020	11/14-11/27/07	KAE191AU
		Dilution Factor: 1		Analysis Time..: 23:42	Analyst ID.....: 400149	
		Instrument ID..: ICPMS		MS Run #.....: 7318162	MDL.....: 0.068	
Cadmium	ND	1.0	ug/L	SW846 6020	11/14-11/27/07	KAE191AV
		Dilution Factor: 1		Analysis Time..: 23:42	Analyst ID.....: 400149	
		Instrument ID..: ICPMS		MS Run #.....: 7318162	MDL.....: 0.11	
Chromium	**3.1 J**	**2.0**	**ug/L**	**SW846 6020**	**11/14-11/27/07**	**KAE191AW**
		Dilution Factor: 1		Analysis Time..: 23:42	Analyst ID.....: 400149	
		Instrument ID..: ICPMS		MS Run #.....: 7318162	MDL.....: 0.11	
Copper	**3.6**	**2.0**	**ug/L**	**SW846 6020**	**11/14-11/27/07**	**KAE191AX**
		Dilution Factor: 1		Analysis Time..: 23:42	Analyst ID.....: 400149	
		Instrument ID..: ICPMS		MS Run #.....: 7318162	MDL.....: 0.14	
Nickel	**1.9**	**1.0**	**ug/L**	**SW846 6020**	**11/14-11/27/07**	**KAE191A0**
		Dilution Factor: 1		Analysis Time..: 23:42	Analyst ID.....: 400149	
		Instrument ID..: ICPMS		MS Run #.....: 7318162	MDL.....: 0.073	
Lead	ND	1.0	ug/L	SW846 6020	11/14-11/27/07	KAE191A1
		Dilution Factor: 1		Analysis Time..: 23:42	Analyst ID.....: 400149	
		Instrument ID..: ICPMS		MS Run #.....: 7318162	MDL.....: 0.020	
Antimony	**0.23 B**	**2.0**	**ug/L**	**SW846 6020**	**11/14-11/27/07**	**KAE191A2**
		Dilution Factor: 1		Analysis Time..: 23:42	Analyst ID.....: 400149	
		Instrument ID..: ICPMS		MS Run #.....: 7318162	MDL.....: 0.047	

(Continued on next page)

Tetra Tech NUS, Inc

Client Sample ID: FMC 7

DISSOLVED Metals

Lot-Sample #...: C7K020216-013 **Matrix.....:** WATER

PARAMETER	RESULT	REPORTING LIMIT	UNITS	METHOD	PREPARATION-ANALYSIS DATE	WORK ORDER #
Selenium	**12.3**	**5.0**	**ug/L**	**SW846 6020**	**11/14-11/27/07**	**KAE191A3**
		Dilution Factor: 1		Analysis Time..: 23:42	Analyst ID.....: 400149	
		Instrument ID..: ICPMS		MS Run #.....: 7318162	MDL.....: 0.21	
Thallium	ND	1.0	ug/L	SW846 6020	11/14-11/27/07	KAE191A4
		Dilution Factor: 1		Analysis Time..: 23:42	Analyst ID.....: 400149	
		Instrument ID..: ICPMS		MS Run #.....: 7318162	MDL.....: 0.018	
Zinc	**8.2**	**5.0**	**ug/L**	**SW846 6020**	**11/14-11/27/07**	**KAE191A5**
		Dilution Factor: 1		Analysis Time..: 23:42	Analyst ID.....: 400149	
		Instrument ID..: ICPMS		MS Run #.....: 7318162	MDL.....: 0.60	
Prep Batch #...: 7320210						
Mercury	ND	0.20	ug/L	SW846 7470A	11/16/07	KAE191AQ
		Dilution Factor: 1		Analysis Time..: 14:19	Analyst ID.....: 400491	
		Instrument ID..: HGHYDRA		MS Run #.....: 7320130	MDL.....: 0.055	

NOTE(S):

J Method blank contamination. The associated method blank contains the target analyte at a reportable level.

B Estimated result. Result is less than RL.

Tetra Tech NUS, Inc

Client Sample ID: FMC 9

DISSOLVED Metals

Lot-Sample #...: C7K020216-002 **Matrix.....:** WATER
Date Sampled...: 10/30/07 **Date Received..:** 11/02/07

PARAMETER	RESULT	REPORTING LIMIT	UNITS	METHOD	PREPARATION-ANALYSIS DATE	WORK ORDER #
Prep Batch #...: 7318307						
Silver	ND	1.0	ug/L	SW846 6020	11/14-11/27/07	KAE051AR
		Dilution Factor: 1		Analysis Time..: 22:43	Analyst ID.....: 400149	
		Instrument ID..: ICPMS		MS Run #.....: 7318162	MDL.....: 0.077	
Arsenic	**3.7**	**1.0**	**ug/L**	**SW846 6020**	**11/14-11/27/07**	**KAE051AT**
		Dilution Factor: 1		Analysis Time..: 22:43	Analyst ID.....: 400149	
		Instrument ID..: ICPMS		MS Run #.....: 7318162	MDL.....: 0.14	
Beryllium	ND	1.0	ug/L	SW846 6020	11/14-11/27/07	KAE051AU
		Dilution Factor: 1		Analysis Time..: 22:43	Analyst ID.....: 400149	
		Instrument ID..: ICPMS		MS Run #.....: 7318162	MDL.....: 0.068	
Cadmium	ND	1.0	ug/L	SW846 6020	11/14-11/27/07	KAE051AV
		Dilution Factor: 1		Analysis Time..: 22:43	Analyst ID.....: 400149	
		Instrument ID..: ICPMS		MS Run #.....: 7318162	MDL.....: 0.11	
Chromium	**2.6 J**	**2.0**	**ug/L**	**SW846 6020**	**11/14-11/27/07**	**KAE051AW**
		Dilution Factor: 1		Analysis Time..: 22:43	Analyst ID.....: 400149	
		Instrument ID..: ICPMS		MS Run #.....: 7318162	MDL.....: 0.11	
Copper	**2.9**	**2.0**	**ug/L**	**SW846 6020**	**11/14-11/27/07**	**KAE051AX**
		Dilution Factor: 1		Analysis Time..: 22:43	Analyst ID.....: 400149	
		Instrument ID..: ICPMS		MS Run #.....: 7318162	MDL.....: 0.14	
Nickel	**2.2**	**1.0**	**ug/L**	**SW846 6020**	**11/14-11/27/07**	**KAE051A0**
		Dilution Factor: 1		Analysis Time..: 22:43	Analyst ID.....: 400149	
		Instrument ID..: ICPMS		MS Run #.....: 7318162	MDL.....: 0.073	
Lead	ND	1.0	ug/L	SW846 6020	11/14-11/27/07	KAE051A1
		Dilution Factor: 1		Analysis Time..: 22:43	Analyst ID.....: 400149	
		Instrument ID..: ICPMS		MS Run #.....: 7318162	MDL.....: 0.020	
Antimony	**0.37 B**	**2.0**	**ug/L**	**SW846 6020**	**11/14-11/27/07**	**KAE051A2**
		Dilution Factor: 1		Analysis Time..: 22:43	Analyst ID.....: 400149	
		Instrument ID..: ICPMS		MS Run #.....: 7318162	MDL.....: 0.047	

(Continued on next page)

Tetra Tech NUS, Inc

Client Sample ID: FMC 9

DISSOLVED Metals

Lot-Sample #...: C7K020216-002 Matrix.....: WATER

PARAMETER	RESULT	REPORTING LIMIT	UNITS	METHOD	PREPARATION-ANALYSIS DATE	WORK ORDER #
Selenium	**12.7**	**5.0**	**ug/L**	**SW846 6020**	**11/14-11/27/07**	**KAE051A3**
		Dilution Factor: 1		Analysis Time..: 22:43	Analyst ID.....: 400149	
		Instrument ID..: ICPMS		MS Run #.....: 7318162	MDL.....: 0.21	
Thallium	**0.12 B**	**1.0**	**ug/L**	**SW846 6020**	**11/14-11/27/07**	**KAE051A4**
		Dilution Factor: 1		Analysis Time..: 22:43	Analyst ID.....: 400149	
		Instrument ID..: ICPMS		MS Run #.....: 7318162	MDL.....: 0.018	
Zinc	**7.5**	**5.0**	**ug/L**	**SW846 6020**	**11/14-11/27/07**	**KAE051A5**
		Dilution Factor: 1		Analysis Time..: 22:43	Analyst ID.....: 400149	
		Instrument ID..: ICPMS		MS Run #.....: 7318162	MDL.....: 0.60	
Prep Batch #...: 7320210						
Mercury	ND	0.20	ug/L	SW846 7470A	11/16/07	KAE051AQ
		Dilution Factor: 1		Analysis Time..: 13:54	Analyst ID.....: 400491	
		Instrument ID..: HGHYDRA		MS Run #.....: 7320130	MDL.....: 0.055	

NOTE(S):

J Method blank contamination. The associated method blank contains the target analyte at a reportable level.

B Estimated result. Result is less than RL.

APPENDIX C
SUPPORT DOCUMENTATION

TestAmerica

THE LEADER IN ENVIRONMENTAL TESTING

ANALYTICAL REPORT

PROJECT NO. MARTIN STATE

Martin State Airport, MD

Lot #: C7K020216

Amy Thomson

Tetra Tech NUS Inc
Foster Plaza 7
661 Anderson Drive
Pittsburgh, PA 15220-2745

TESTAMERICA LABORATORIES, INC.

Veronica Bortot

Veronica Bortot
Project Manager

December 11, 2007

CASE NARRATIVE
TETRA TECH NUS, INC.
Martin State Airport

Lot #: C7K020216

The following report contains the analytical results for samples submitted to TestAmerica Pittsburgh by Tetra Tech NUS, INC. The samples were received November 2, 2007 according to documented sample acceptance procedures.

TestAmerica Pittsburgh utilizes only USEPA approved methods and instrumentation in all analytical work. The samples presented in this report were analyzed for the parameters listed on the method reference page in accordance with the methods indicated.

Sample Receiving:
The lot closed on November 2, 2007.

If project specific QC was not required for samples contained in this report, when batch QC was completed on these samples, anomalous results will be discussed below.

GC/MS Volatiles:
All non-CCC compounds that have >15% RSD were evaluated to see if a better curve could be drawn using a quadratic curve. All compounds <30% RSD will use an average response factor curve if no visible improvement is accomplished using a quadratic curve. A quadratic curve will be used for a compound where it is determined to be the "best-fit" evaluation.

The LCS associated with batch 7312657 had acetone and 1,2-dibromoethane recover high and outside of criteria. All control compounds recovered within limits.

GC/MS Semivolatiles:
All non-CCC compounds that have >15% RSD were evaluated to see if a better curve could be drawn using a quadratic curve. All compounds <30% RSD will use an average response factor curve if no visible improvement is accomplished using a quadratic curve. A quadratic curve will be used for a compound where it is determined to be the "best-fit" evaluation.

The following compounds had the %D > 25% in the calibration verification standard N11210CC; but were within expected performance range for these compounds: 4-Nitrophenol 40.4% and N-Nitrosodimethylamine 32.1%.

The following compound had the %D > 25% in the calibration verification standard N11220CC; but was within expected performance range for this compound: 4-Nitrophenol 27.4%.

GC/MS Semivolatiles cont.:
The following compound had the %D > 25% in the calibration verification standard V11270CC; but was within expected performance range for this compound: 2,4-Nitrophenol 25.7%.

PCBs:
There were no problems associated with the analysis.

Metals:
The method blanks had analytes detected at concentrations between the MDL and the reporting limit. The results were flagged with a "B" qualifier. Any sample associated with a method blank that had the same analyte detected had the result flagged with a "J" qualifier.

METHODS SUMMARY

C7K020216

PARAMETER	ANALYTICAL METHOD	PREPARATION METHOD
ICP-MS (6020)	SW846 6020	SW846 3005A
ICP-MS (6020)	SW846 6020	SW846 3010
Mercury in Liquid Waste (Manual Cold-Vapor)	SW846 7470A	SW846 7470A
PCBs by SW-846 8082	SW846 8082	SW846 3510C
Semivolatile Organics GCMS BNA 8270C	SW846 8270C	
Volatile Organics by GC/MS	SW846 8260B	SW846 5030B/826

References:

SW846 "Test Methods for Evaluating Solid Waste, Physical/Chemical Methods", Third Edition, November 1986 and its updates.

C7K020216

Chain of Custody Record

STL-4124 (0901)

SEVERN TRENT **STL**
Severn Trent Laboratories, Inc.

Client: Tetra Tech WUS	Project Manager: Mike Martin	Date: 10/30/07	Chain of Custody Number: 322457
Address: 20251 Century Blvd Ste 200	Telephone Number (Area Code)/Fax Number: 301 528 3022	Lab Number:	Page 4 of 6
City: Germantown; State: MD; Zip Code: 20874	Site Contact: T Apanauge; Lab Contact: B Hall		
Project Name and Location (State): Martin State Airport MD Frog Mortar creek	Carrier/Waybill Number:		
Contract/Purchase Order/Quote No.: 18001572-1			

Sample I.D. No. and Description (Containers for each sample may be combined on one line)	Date	Time	Matrix: Air	Aqueous	Sed.	Soil	Containers & Preservatives: Unpres.	H2SO4	HNO3	HCl	NaOH	ZnAc/NaOH	Analysis (Attach list if more space is needed): PCBs	H2 SVOCs	LL VOCs	Total Metal	Dissolved Metal	Special Instructions/ Conditions of Receipt
CMS ~~FCM 9~~ FMC 9	10/30/07			X			X						X					
~~FCM 9~~ FMC 9							X							X				
~~FCM 9~~ FMC 9										X					X			
~~FCM 9~~ FMC 9									X							X		
~~FCM 9~~ FMC 9									X								X	
~~FCM 10~~ FMC 10							X						X					
~~FCM 10~~ FMC 10							X							X				
~~FCM 10~~ FMC 10										X					X			
~~FCM 10~~ FMC 10									X							X		
CMS ~~FCM 10~~ FMC 10									X								X	

Possible Hazard Identification: ☐ Non-Hazard ☐ Flammable ☐ Skin Irritant ☐ Poison B ☒ Unknown

Sample Disposal: ☐ Return To Client ☒ Disposal By Lab ☐ Archive For _____ Months (A fee may be assessed if samples are retained longer than 1 month)

Turn Around Time Required: ☐ 24 Hours ☐ 48 Hours ☐ 7 Days ☒ 14 Days ☐ 21 Days ☐ Other _____

QC Requirements (Specify)

	Date	Time		Date	Time
1. Relinquished By: [signature]	11-1-07	1550	1. Received By: [signature]	11-01-07	1600
2. Relinquished By: [signature]	11-1-07	18:30	2. Received By: V Bortot	11/2/07	09:20
3. Relinquished By:			3. Received By:		

Comments

DISTRIBUTION: WHITE - Returned to Client with Report; CANARY - Stays with the Sample; PINK - Field Copy

C7K020216

Chain of Custody Record

STL-4124 (0901)

STL Severn Trent Laboratories, Inc.

Client	Tetra Tech NUS
Address	20251 Century Blvd Ste 200
City	Germantown
State	MD
Zip Code	20874
Project Name and Location (State)	Martin State Airport MD Frog Mortar Creek
Contract/Purchase Order/Quote No.	1800 1572-1
Project Manager	Mike Martin
Telephone Number (Area Code)/Fax Number	301 528 3022
Site Contact	T Apanavage
Lab Contact	B Hall
Carrier/Waybill Number	
Date	10/31/07
Lab Number	
Chain of Custody Number	322461
Page	2 of 2

Sample I.D. No. and Description (Containers for each sample may be combined on one line)	Date	Time	Matrix: Air	Aqueous	Sed.	Soil	Containers & Preservatives: Unpres.	H2SO4	HNO3	HCl	NaOH	ZnAc/NaOH	Analysis (Attach list if more space is needed): SVOC PCB Metal	Volatiles	Perchlorate	Organotin	PCBs	LL SVOCs	LL VOCs	Total Metal	Dissolved Metal	Special Instructions/ Conditions of Receipt
FMC 23	10/31/07				X		X						X	X	X	X						
FMC 3	" "				X		X						X	X	X	X						
FMC ~~8~~ 3	" "			X			X		X	X							X	X	X	X	X	
FMC 4	" "				X		X						X	X	X	X						
FMC 5	" "				X		X						X	X	X	X						
FMC 5	" "			X			X		X	X							X	X	X	X	X	
FMC 6	" "				X		X						X	X	X	X						
FMC 7	" "				X		X						X	X	X	X						
FMC 7	" "			X			X		X	X							X	X	X	X	X	
FMC 8	" "				X		X						X	X	X	X						

Possible Hazard Identification: ☐ Non-Hazard ☐ Flammable ☐ Skin Irritant ☐ Poison B ☒ Unknown

Sample Disposal: ☐ Return To Client ☒ Disposal By Lab ☐ Archive For _____ Months (A fee may be assessed if samples are retained longer than 1 month)

Turn Around Time Required: ☐ 24 Hours ☐ 48 Hours ☐ 7 Days ☒ 14 Days ☐ 21 Days ☐ Other _____

QC Requirements (Specify)

	Date	Time
1. Relinquished By [signature]	11-01-07	1550
2. Relinquished By [signature]	11-1-07	[illegible]
3. Relinquished By		

	Date	Time
1. Received By [signature]	11-01-07	1600
2. Received By [signature]	11/2/07	9:20
3. Received By		

Comments

DISTRIBUTION: WHITE - Returned to Client with Report; CANARY - Stays with the Sample; PINK - Field Copy

(1 - 356)

C7K020216

Chain of Custody Record

STL

Severn Trent Laboratories, Inc.

STL-4124 (0901)

Client: Tetra Tech NUS	Project Manager: Mike Martin	Date: 11/1/07	Chain of Custody Number: 322462
Address: 20251 Century Blvd Ste 200	Telephone Number (Area Code)/Fax Number: 301 528 3022	Lab Number:	Page 1 of 1
City: Germantown / State: MD / Zip Code: 20874	Site Contact: T Agnewwage	Lab Contact: B Hall	
Project Name and Location (State): Martin State Airport MD Trog Mortar Creek	Carrier/Waybill Number:		
Contract/Purchase Order/Quote No.: 1800157Z-1			

Sample I.D. No. and Description (Containers for each sample may be combined on one line)	Date	Time	Matrix: Air	Aqueous	Sed.	Soil	Containers & Preservatives: Unpres.	H2SO4	HNO3	HCl	NaOH	ZnAc/ NaOH	Analysis: Sucr228 Metal	Volatiles	Perchlorate	Organotin	PCBs	LL SVOCs	LL VOCs	Total Metals	Dissolved Metals	Special Instructions/ Conditions of Receipt
FMC 25	11/1/07				X		X						X	X	X	X						
FMC 25	"			X			X		X	X							X	X	X	X	X	
FMC 26	"				X		X						X	X	X	X						
FMC 26	"			X			X		X	X							X	X	X	X	X	

Possible Hazard Identification

☐ Non-Hazard ☐ Flammable ☐ Skin Irritant ☐ Poison B ☑ Unknown

Sample Disposal

☐ Return To Client ☑ Disposal By Lab ☐ Archive For _____ Months (A fee may be assessed if samples are retained longer than 1 month)

Turn Around Time Required

☐ 24 Hours ☐ 48 Hours ☐ 7 Days ☒ 14 Days ☐ 21 Days ☐ Other _____

QC Requirements (Specify)

1. Relinquished By: Rick Samuels	Date: 11-01-07	Time: 1550	1. Received By: [signature]	Date: 11-1-07	Time: 1600
2. Relinquished By: [signature]	Date: 11-1-07	Time: 19:30	2. Received By: [signature]	Date: 11/2/07	Time: 920
3. Relinquished By:	Date:	Time:	3. Received By:	Date:	Time:

Comments

DISTRIBUTION: WHITE - Returned to Client with Report; CANARY - Stays with the Sample; PINK - Field Copy

7

(1 - 356)

C7K020216

Chain of Custody Record

STL-4124 (0901)

STL
Severn Trent Laboratories, Inc.

Client	Tetra Tech NUS
Address	20251 Century Blvd Ste 200
City	Germantown
State	MD
Zip Code	20874
Project Name and Location (State)	Martin State Airport MD Troy Mortar Creek
Contract/Purchase Order/Quote No.	18001572-1
Project Manager	Mike Martin
Telephone Number (Area Code)/Fax Number	301 528 3022
Site Contact	T Apanavage
Lab Contact	B Hall
Carrier/Waybill Number	
Date	10/30/07
Lab Number	
Chain of Custody Number	322456
Page	3 of 6

Analysis (Attach list if more space is needed)

Sample I.D. No. and Description (Containers for each sample may be combined on one line)	Date	Time	Matrix: Air	Aqueous	Sed.	Soil	Containers & Preservatives: Unpres.	H2SO4	HNO3	HCl	NaOH	ZnAc/NaOH	Svoc Metal PCB	Volatiles	Perchlorate	Organotin	PCBs	LL SVOCs	LL VOCs	Total Metal	Dissolved Metal	Special Instructions/ Conditions of Receipt
GMS ~~FCM 14~~ FMC 14	10/30/07				X								X									4-4oz jar
~~FCM 14~~ FMC 14														X								
~~FCM 14~~ FMC 14															X							
GMS ~~FCM 14~~ FMC 14					X											X						
GMS ~~FCM 24~~ FMC 24				X			X										X					
~~FCM 24~~ FMC 24							X											X				
~~FCM 24~~ FMC 24										X									X			
~~FCM 24~~ FMC 24									X											X		
GMS ~~FCM 24~~ FMC 24									X												X	

Possible Hazard Identification
☐ Non-Hazard ☐ Flammable ☐ Skin Irritant ☐ Poison B ☒ Unknown

Sample Disposal
☐ Return To Client ☒ Disposal By Lab ☐ Archive For ____ Months (A fee may be assessed if samples are retained longer than 1 month)

Turn Around Time Required
☐ 24 Hours ☐ 48 Hours ☐ 7 Days ☒ 14 Days ☐ 21 Days ☐ Other ____

QC Requirements (Specify)

	Date	Time		Date	Time
1. Relinquished By: Rick Samuels	11-01-07	1550	1. Received By: [signature]	11-01-07	1600
2. Relinquished By	11-1-07	18:30	2. Received By: V Bartot	11/2/07	9:20
3. Relinquished By			3. Received By		

Comments

DISTRIBUTION: WHITE - Returned to Client with Report; CANARY - Stays with the Sample; PINK - Field Copy

(1 - 356)

C7K020216

Chain of Custody Record

SEVERN TRENT **STL**

Severn Trent Laboratories, Inc.

STL-4124 (0901)

Client: Tetra Tech NUS	Project Manager: Mike Martin	Date: 10/31/07	Chain of Custody Number: 322460
Address: 20251 Century Blvd Ste 200	Telephone Number (Area Code)/Fax Number: 301 528 3022	Lab Number:	Page 1 of 2
City: Germantown; State: MD; Zip Code: 20874	Site Contact: Advantage	Lab Contact: B Hall	
Project Name and Location (State): Martin State Airport MD Frog Marker K	Carrier/Waybill Number:		
Contract/Purchase Order/Quote No.: 1800L572-1			

Sample I.D. No. and Description (Containers for each sample may be combined on one line)	Date	Time	Matrix: Air	Aqueous	Sed.	Soil	Containers & Preservatives: Unpres.	H2SO4	HNO3	HCl	NaOH	ZnAc/NaOH	Analysis: SVOC PCB Metals	Volatiles	Perchlorate	Organotin	PCBs	LL SVOCs	LL VOCs	Total Metals	Dissolved Metals	Special Instructions/ Conditions of Receipt
FMC 15	10/31/07				X		X						X	X	X	X						
FMC 16	10/31/07				X		X						X	X	X	X						
FMC 16			X				X		X	X							X	X	X	X	X	
FMC 17					X		X						X	X	X	X						
FMC 18					X								X	X	X	X						
FMC 18			X				X		X	X							X	X	X	X	X	
FMC 19					X								X	X	X	X						
FMC 20					X		X						X	X	X	X						
FMC 20			X				X		X	X							X	X	X	X	X	
FMC 21					X		X						X	X	X	X						
FMC 22					X		X						X	X	X	X						
FMC 22			X				X		X	X							X	X	X	X	X	

Possible Hazard Identification

☐ Non-Hazard ☐ Flammable ☐ Skin Irritant ☐ Poison B ☒ Unknown

Sample Disposal

☐ Return To Client ☒ Disposal By Lab ☐ Archive For _____ Months (A fee may be assessed if samples are retained longer than 1 month)

Turn Around Time Required

☐ 24 Hours ☐ 48 Hours ☐ 7 Days ☒ 14 Days ☐ 21 Days ☐ Other _____

QC Requirements (Specify)

1. Relinquished By	Date	Time	1. Received By	Date	Time
	11-01-07	1550		11-01-07	1600
2. Relinquished By	Date	Time	2. Received By	Date	Time
	11-1-07	18:30		11/2/07	9:20
3. Relinquished By	Date	Time	3. Received By	Date	Time

Comments

DISTRIBUTION: WHITE - Returned to Client with Report; CANARY - Stays with the Sample; PINK - Field Copy

8

(1 - 356)

CZK020216

Chain of Custody Record

STL-4124 (0901)

STL
Severn Trent Laboratories, Inc.

Client: Tetra Tech WDS	Project Manager: Mike Martin	Date: 10/30/07	Chain of Custody Number: 322458
Address: 20251 Century Blvd Ste 200	Telephone Number (Area Code)/Fax Number: 301 528 3022	Lab Number:	Page 5 of 6
City: Germantown	State: MD Zip Code: 20874	Site Contact: T Manange	Lab Contact: B Hall
Project Name and Location (State): Martin St Detroit MD Fog Monitor Ck	Carrier/Waybill Number:		
Contract/Purchase Order/Quote No.: 1800157 2-1			

Sample I.D. No. and Description (Containers for each sample may be combined on one line)	Date	Time	Matrix: Air	Aqueous	Sed.	Soil	Containers & Preservatives: Unpres.	H2SO4	HNO3	HCl	NaOH	ZnAc/ NaOH	Analysis: PCBs	LL SVOCs	LL VOCs	Total Metals	Dissolved Metals	Special Instructions/ Conditions of Receipt
GW FCM 11 FMC 11	10/30/07			X			X						X		X	X	X	
~~FCM 11~~ FMC 11							X							X				
~~FCM 11~~ FMC 11										X					X			
~~FCM 11~~ FMC 11									X							X		
~~FCM 11~~ FMC 11									X							X		
~~FCM 12~~ FMC 12							X						X					
~~FCM 12~~ FMC 12							X							X				
GW ~~FCM~~ FMC 12										X					X			
FMC 12									X							X		
FMC 12									X							X		

Possible Hazard Identification
☐ Non-Hazard ☐ Flammable ☐ Skin Irritant ☐ Poison B ☒ Unknown

Sample Disposal
☐ Return To Client ☒ Disposal By Lab ☐ Archive For _____ Months (A fee may be assessed if samples are retained longer than 1 month)

Turn Around Time Required
☐ 24 Hours ☐ 48 Hours ☐ 7 Days ☒ 14 Days ☐ 21 Days ☐ Other _____

QC Requirements (Specify)

1. Relinquished By: Kurt Samuel	Date: 11-01-07	Time: 1550	1. Received By:	Date: 11-01-07	Time: 1600
2. Relinquished By:	Date: 11-1-07	Time: 18:30	2. Received By: V Bantot	Date: 11/2/07	Time: 09:20
3. Relinquished By:	Date:	Time:	3. Received By:	Date:	Time:

Comments

DISTRIBUTION: WHITE - Returned to Client with Report; CANARY - Stays with the Sample; PINK - Field Copy

14

(1 - 356)

C7K020216

Chain of Custody Record

STL-4124 (0901)

STL
Severn Trent Laboratories, Inc.

Client: TetraTech NUS	Project Manager: Mike Martin	Date: 10/30/07	Chain of Custody Number: 322459
Address: 20251 Century Blvd Ste 200	Telephone Number (Area Code)/Fax Number: 301 528 3022	Lab Number:	Page 6 of 6
City: Germantown; State: MD; Zip Code: 20874	Site Contact: T Apanavage; Lab Contact: B Hall		
Project Name and Location (State): Martin State Airport MD Troy Mortar Ck	Carrier/Waybill Number:		
Contract/Purchase Order/Quote No.: 18001572-1			

Sample I.D. No. and Description (Containers for each sample may be combined on one line)	Date	Time	Matrix: Air	Aqueous	Sed.	Soil	Containers & Preservatives: Unpres.	H2SO4	HNO3	HCl	NaOH	ZnAc/NaOH	Analysis (Attach list if more space is needed): PCBs	1,6 SVOCs	1,6 VOCs	Total Metals	Dissolved Metals	Special Instructions/ Conditions of Receipt
FMC 13	10/30/07			X			X						X					
FMC 13	↓			↓			X							X				
FMC 13	↓			↓						X					X			
FMC 13	↓			↓					X							X		
FMC 13	↓			↓					X							X		

Possible Hazard Identification: ☐ Non-Hazard ☐ Flammable ☐ Skin Irritant ☐ Poison B ☒ Unknown

Sample Disposal: ☐ Return To Client ☒ Disposal By Lab ☐ Archive For ____ Months (A fee may be assessed if samples are retained longer than 1 month)

Turn Around Time Required: ☐ 24 Hours ☐ 48 Hours ☐ 7 Days ☒ 14 Days ☐ 21 Days ☐ Other ____

QC Requirements (Specify)

	Date	Time		Date	Time
1. Relinquished By: [signature]	11-01-07	1550	1. Received By: [signature]	11-01-07	1600
2. Relinquished By: [signature]	11-1-07	18:30	2. Received By: [signature]	11/2/07	09:20
3. Relinquished By:			3. Received By:		

Comments

DISTRIBUTION: WHITE - Returned to Client with Report; CANARY - Stays with the Sample; PINK - Field Copy

(1 - 356)

HOLDTIME

SDG C7K020216

SORT	UNITS	NSAMPLE	LAB_ID	QC_TYPE	SAMP_DATE	EXTR_DATE	ANAL_DATE	SMP_EXTR	EXTR_ANL	SMP_ANL
HG	UG/L	FMC 7	C7K020216013	NM	10/31/2007	11/14/2007	11/14/2007	14	0	14
HG	UG/L	FMC 9	C7K020216002	NM	10/30/2007	11/14/2007	11/14/2007	15	0	15
HG	UG/L	FMC 5	C7K020216012	NM	10/31/2007	11/14/2007	11/14/2007	14	0	14
HG	UG/L	FMC 3	C7K020216011	NM	10/31/2007	11/14/2007	11/14/2007	14	0	14
HG	UG/L	FMC 26	C7K020216015	NM	11/1/2007	11/14/2007	11/14/2007	13	0	13
HG	UG/L	FMC 25	C7K020216014	NM	11/1/2007	11/14/2007	11/14/2007	13	0	13
HG	UG/L	FMC 24	C7K020216001	NM	10/30/2007	11/14/2007	11/14/2007	15	0	15
HG	UG/L	FMC 20	C7K020216009	NM	10/31/2007	11/14/2007	11/14/2007	14	0	14
HG	UG/L	FMC 18	C7K020216008	NM	10/31/2007	11/14/2007	11/14/2007	14	0	14
HG	UG/L	FMC 16	C7K020216007	NM	10/31/2007	11/14/2007	11/14/2007	14	0	14
HG	UG/L	FMC 13	C7K020216006	NM	10/30/2007	11/14/2007	11/14/2007	15	0	15
HG	UG/L	FMC 12	C7K020216005	NM	10/30/2007	11/14/2007	11/14/2007	15	0	15
HG	UG/L	FMC 11	C7K020216004	NM	10/30/2007	11/14/2007	11/14/2007	15	0	15
HG	UG/L	FMC 22	C7K020216010	NM	10/31/2007	11/14/2007	11/14/2007	14	0	14
HG	UG/L	FMC 10	C7K020216003	NM	10/30/2007	11/14/2007	11/14/2007	15	0	15

SORT	UNITS	NSAMPLE	LAB_ID	QC_TYPE	SAMP_DATE	EXTR_DATE	ANAL_DATE	SMP_EXTR	EXTR_ANL	SMP_ANL
M	UG/L	FMC 7	C7K020216013	NM	10/31/2007	11/14/2007	11/27/2007	14	13	27
M	UG/L	FMC 11	C7K020216004	NM	10/30/2007	11/14/2007	11/27/2007	15	13	28
M	UG/L	FMC 12	C7K020216005	NM	10/30/2007	11/14/2007	11/27/2007	15	13	28
M	UG/L	FMC 13	C7K020216006	NM	10/30/2007	11/14/2007	11/27/2007	15	13	28
M	UG/L	FMC 16	C7K020216007	NM	10/31/2007	11/14/2007	11/27/2007	14	13	27
M	UG/L	FMC 18	C7K020216008	NM	10/31/2007	11/14/2007	11/27/2007	14	13	27
M	UG/L	FMC 20	C7K020216009	NM	10/31/2007	11/14/2007	11/27/2007	14	13	27
M	UG/L	FMC 24	C7K020216001	NM	10/30/2007	11/14/2007	11/27/2007	15	13	28
M	UG/L	FMC 26	C7K020216015	NM	11/1/2007	11/14/2007	11/27/2007	13	13	26
M	UG/L	FMC 5	C7K020216012	NM	10/31/2007	11/14/2007	11/27/2007	14	13	27
M	UG/L	FMC 9	C7K020216002	NM	10/30/2007	11/14/2007	11/27/2007	15	13	28
M	UG/L	FMC 10	C7K020216003	NM	10/30/2007	11/14/2007	11/27/2007	15	13	28
M	UG/L	FMC 22	C7K020216010	NM	10/31/2007	11/14/2007	11/27/2007	14	13	27
M	UG/L	FMC 3	C7K020216011	NM	10/31/2007	11/14/2007	11/27/2007	14	13	27
M	UG/L	FMC 25	C7K020216014	NM	11/1/2007	11/14/2007	11/27/2007	13	13	26
HGF	UG/L	FMC 18	C7K020216008	NM	10/31/2007	11/16/2007	11/16/2007	16	0	16
HGF	UG/L	FMC 11	C7K020216004	NM	10/30/2007	11/16/2007	11/16/2007	17	0	17
HGF	UG/L	FMC 12	C7K020216005	NM	10/30/2007	11/16/2007	11/16/2007	17	0	17

SORT	UNITS	NSAMPLE	LAB_ID	QC_TYPE	SAMP_DATE	EXTR_DATE	ANAL_DATE	SMP_EXTR	EXTR_ANL	SMP_ANL
HGF	UG/L	FMC 13	C7K020216006	NM	10/30/2007	11/16/2007	11/16/2007	17	0	17
HGF	UG/L	FMC 9	C7K020216002	NM	10/30/2007	11/16/2007	11/16/2007	17	0	17
HGF	UG/L	FMC 16	C7K020216007	NM	10/31/2007	11/16/2007	11/16/2007	16	0	16
HGF	UG/L	FMC 20	C7K020216009	NM	10/31/2007	11/16/2007	11/16/2007	16	0	16
HGF	UG/L	FMC 10	C7K020216003	NM	10/30/2007	11/16/2007	11/16/2007	17	0	17
HGF	UG/L	FMC 22	C7K020216010	NM	10/31/2007	11/16/2007	11/16/2007	16	0	16
HGF	UG/L	FMC 24	C7K020216001	NM	10/30/2007	11/16/2007	11/16/2007	17	0	17
HGF	UG/L	FMC 25	C7K020216014	NM	11/1/2007	11/16/2007	11/16/2007	15	0	15
HGF	UG/L	FMC 26	C7K020216015	NM	11/1/2007	11/16/2007	11/16/2007	15	0	15
HGF	UG/L	FMC 3	C7K020216011	NM	10/31/2007	11/16/2007	11/16/2007	16	0	16
HGF	UG/L	FMC 5	C7K020216012	NM	10/31/2007	11/16/2007	11/16/2007	16	0	16
HGF	UG/L	FMC 7	C7K020216013	NM	10/31/2007	11/16/2007	11/16/2007	16	0	16
MF	UG/L	FMC 22	C7K020216010	NM	10/31/2007	11/14/2007	11/27/2007	14	13	27
MF	UG/L	FMC 7	C7K020216013	NM	10/31/2007	11/14/2007	11/27/2007	14	13	27
MF	UG/L	FMC 5	C7K020216012	NM	10/31/2007	11/14/2007	11/27/2007	14	13	27
MF	UG/L	FMC 3	C7K020216011	NM	10/31/2007	11/14/2007	11/27/2007	14	13	27
MF	UG/L	FMC 26	C7K020216015	NM	11/1/2007	11/14/2007	11/27/2007	13	13	26
MF	UG/L	FMC 24	C7K020216001	NM	10/30/2007	11/14/2007	11/27/2007	15	13	28

SORT	UNITS	NSAMPLE	LAB_ID	QC_TYPE	SAMP_DATE	EXTR_DATE	ANAL_DATE	SMP_EXTR	EXTR_ANL	SMP_ANL
MF	UG/L	FMC 9	C7K020216002	NM	10/30/2007	11/14/2007	11/27/2007	15	13	28
MF	UG/L	FMC 18	C7K020216008	NM	10/31/2007	11/14/2007	11/27/2007	14	13	27
MF	UG/L	FMC 16	C7K020216007	NM	10/31/2007	11/14/2007	11/27/2007	14	13	27
MF	UG/L	FMC 13	C7K020216006	NM	10/30/2007	11/14/2007	11/27/2007	15	13	28
MF	UG/L	FMC 12	C7K020216005	NM	10/30/2007	11/14/2007	11/27/2007	15	13	28
MF	UG/L	FMC 11	C7K020216004	NM	10/30/2007	11/14/2007	11/27/2007	15	13	28
MF	UG/L	FMC 10	C7K020216003	NM	10/30/2007	11/14/2007	11/27/2007	15	13	28
MF	UG/L	FMC 25	C7K020216014	NM	11/1/2007	11/14/2007	11/27/2007	13	13	26
MF	UG/L	FMC 20	C7K020216009	NM	10/31/2007	11/14/2007	11/27/2007	14	13	27
OS	%	FMC 9DL	C7K020216002	NM	10/30/2007	11/6/2007	11/24/2007	7	18	25
OS	%	FMC 25DL	C7K020216014	NM	11/1/2007	11/7/2007	11/22/2007	6	15	21
OS	%	FMC 26DL	C7K020216015	NM	11/1/2007	11/8/2007	11/27/2007	7	19	26
OS	%	FMC 3DL	C7K020216011	NM	10/31/2007	11/7/2007	11/22/2007	7	15	22
OS	%	FMC 24DL	C7K020216001	NM	10/30/2007	11/6/2007	11/24/2007	7	18	25
OS	%	FMC 7DL	C7K020216013	NM	10/31/2007	11/7/2007	11/22/2007	7	15	22
OS	%	FMC 13DL	C7K020216006	NM	10/30/2007	11/6/2007	11/24/2007	7	18	25
OS	%	FMC 5DL	C7K020216012	NM	10/31/2007	11/7/2007	11/22/2007	7	15	22
OS	%	FMC 22DL	C7K020216010	NM	10/31/2007	11/7/2007	11/22/2007	7	15	22

SAMPLE SUMMARY

C7K020216

WO #	SAMPLE#	CLIENT SAMPLE ID	SAMPLED DATE	SAMP TIME
KAEX3	001	FMC 24	10/30/07	13:35
KAE05	002	FMC 9	10/30/07	15:05
KAE07	003	FMC 10	10/30/07	14:35
KAE1A	004	FMC 11	10/30/07	14:11
KAE1D	005	FMC 12	10/30/07	16:15
KAE1F	006	FMC 13	10/30/07	16:45
KAE1J	007	FMC 16	10/31/07	09:55
KAE1K	008	FMC 18	10/31/07	10:35
KAE1P	009	FMC 20	10/31/07	11:00
KAE1R	010	FMC 22	10/31/07	13:35
KAE10	011	FMC 3	10/31/07	14:25
KAE15	012	FMC 5	10/31/07	15:10
KAE19	013	FMC 7	10/31/07	16:00
KAE2E	014	FMC 25	11/01/07	12:20
KAE2J	015	FMC 26	11/01/07	21:50
KAE2L	016	TripBlank#1	10/30/07	
KAE21	017	TripBlank#2	10/30/07	

NOTE(S):

- The analytical results of the samples listed above are presented on the following pages.
- All calculations are performed before rounding to avoid round-off errors in calculated results.
- Results noted as "ND" were not detected at or above the stated limit.
- This report must not be reproduced, except in full, without the written approval of the laboratory.
- Results for the following parameters are never reported on a dry weight basis: color, corrosivity, density, flashpoint, ignitability, layers, odor, paint filter test, pH, porosity pressure, reactivity, redox potential, specific gravity, spot tests, solids, solubility, temperature, viscosity, and weight.

Test America Pittsburgh

- 2a -

INITIAL AND CONTINUING CALIBRATION VERIFICATION

Client: TETRA TECH

SDG No.: C7K020216

Initial Calibration Source:

Instrument: ICPMS

Continuing Calibration Source: Inorganic Ventures

Sample ID	Analyte	Result ug/L	True Value ug/L	% Recovery	Acceptance Window (%R)	M	Analysis Date	Analysis Time	Run Number
ICV1			**ICV1 MET6089-07**						
	Antimony	82.50	80.0	103.1	90.0 - 110.0	MS	11/27/2007	15:03	X71127A, gene
	Arsenic	80.00	80.0	100.0	90.0 - 110.0	MS	11/27/2007	15:03	X71127A, gene
	Beryllium	81.03	80.0	101.3	90.0 - 110.0	MS	11/27/2007	15:03	X71127A, gene
	Cadmium	82.54	80.0	103.2	90.0 - 110.0	MS	11/27/2007	15:03	X71127A, gene
	Chromium	80.65	80.0	100.8	90.0 - 110.0	MS	11/27/2007	15:03	X71127A, gene
	Copper	81.32	80.0	101.6	90.0 - 110.0	MS	11/27/2007	15:03	X71127A, gene
	Lead	78.33	80.0	97.9	90.0 - 110.0	MS	11/27/2007	15:03	X71127A, gene
	Nickel	81.77	80.0	102.2	90.0 - 110.0	MS	11/27/2007	15:03	X71127A, gene
	Selenium	80.99	80.0	101.2	90.0 - 110.0	MS	11/27/2007	15:03	X71127A, gene
	Silver	81.88	80.0	102.4	90.0 - 110.0	MS	11/27/2007	15:03	X71127A, gene
	Thallium	78.41	80.0	98.0	90.0 - 110.0	MS	11/27/2007	15:03	X71127A, gene
	Zinc	83.09	80.0	103.9	90.0 - 110.0	MS	11/27/2007	15:03	X71127A, gene
CCV1			**CCV1-1 MET6093-07**						
	Antimony	99.67	100.0	99.7	90.0 - 110.0	MS	11/27/2007	15:24	X71127A, gene
	Arsenic	98.58	100.0	98.6	90.0 - 110.0	MS	11/27/2007	15:24	X71127A, gene
	Beryllium	98.37	100.0	98.4	90.0 - 110.0	MS	11/27/2007	15:24	X71127A, gene
	Cadmium	100.54	100.0	100.5	90.0 - 110.0	MS	11/27/2007	15:24	X71127A, gene
	Chromium	98.73	100.0	98.7	90.0 - 110.0	MS	11/27/2007	15:24	X71127A, gene
	Copper	99.28	100.0	99.3	90.0 - 110.0	MS	11/27/2007	15:24	X71127A, gene
	Lead	100.63	100.0	100.6	90.0 - 110.0	MS	11/27/2007	15:24	X71127A, gene
	Nickel	98.75	100.0	98.8	90.0 - 110.0	MS	11/27/2007	15:24	X71127A, gene
	Selenium	98.04	100.0	98.0	90.0 - 110.0	MS	11/27/2007	15:24	X71127A, gene
	Silver	98.07	100.0	98.1	90.0 - 110.0	MS	11/27/2007	15:24	X71127A, gene
	Thallium	100.23	100.0	100.2	90.0 - 110.0	MS	11/27/2007	15:24	X71127A, gene
	Zinc	107.27	100.0	107.3	90.0 - 110.0	MS	11/27/2007	15:24	X71127A, gene

Test America Pittsburgh

- 2a -

INITIAL AND CONTINUING CALIBRATION VERIFICATION

Client: TETRA TECH

SDG No.: C7K020216

Initial Calibration Source:

Instrument: ICPMS

Continuing Calibration Source: Inorganic Ventures

Sample ID	Analyte	Result ug/L	True Value ug/L	% Recovery	Acceptance Window (%R)	M	Analysis Date	Analysis Time	Run Number
CCV2			CCV1-2						
	Antimony	99.59	100.0	99.6	90.0 - 110.0	MS	11/27/2007	16:22	X71127A, gene
	Arsenic	99.12	100.0	99.1	90.0 - 110.0	MS	11/27/2007	16:22	X71127A, gene
	Beryllium	95.92	100.0	95.9	90.0 - 110.0	MS	11/27/2007	16:22	X71127A, gene
	Cadmium	102.43	100.0	102.4	90.0 - 110.0	MS	11/27/2007	16:22	X71127A, gene
	Chromium	98.57	100.0	98.6	90.0 - 110.0	MS	11/27/2007	16:22	X71127A, gene
	Copper	100.71	100.0	100.7	90.0 - 110.0	MS	11/27/2007	16:22	X71127A, gene
	Lead	99.10	100.0	99.1	90.0 - 110.0	MS	11/27/2007	16:22	X71127A, gene
	Nickel	99.66	100.0	99.7	90.0 - 110.0	MS	11/27/2007	16:22	X71127A, gene
	Selenium	97.69	100.0	97.7	90.0 - 110.0	MS	11/27/2007	16:22	X71127A, gene
	Silver	101.77	100.0	101.8	90.0 - 110.0	MS	11/27/2007	16:22	X71127A, gene
	Thallium	98.97	100.0	99.0	90.0 - 110.0	MS	11/27/2007	16:22	X71127A, gene
	Zinc	107.97	100.0	108.0	90.0 - 110.0	MS	11/27/2007	16:22	X71127A, gene
CCV3			CCV1-3						
	Antimony	98.86	100.0	98.9	90.0 - 110.0	MS	11/27/2007	17:17	X71127A, gene
	Arsenic	97.04	100.0	97.0	90.0 - 110.0	MS	11/27/2007	17:17	X71127A, gene
	Beryllium	96.83	100.0	96.8	90.0 - 110.0	MS	11/27/2007	17:17	X71127A, gene
	Cadmium	101.37	100.0	101.4	90.0 - 110.0	MS	11/27/2007	17:17	X71127A, gene
	Chromium	98.94	100.0	98.9	90.0 - 110.0	MS	11/27/2007	17:17	X71127A, gene
	Copper	99.57	100.0	99.6	90.0 - 110.0	MS	11/27/2007	17:17	X71127A, gene
	Lead	99.05	100.0	99.0	90.0 - 110.0	MS	11/27/2007	17:17	X71127A, gene
	Nickel	99.33	100.0	99.3	90.0 - 110.0	MS	11/27/2007	17:17	X71127A, gene
	Selenium	97.03	100.0	97.0	90.0 - 110.0	MS	11/27/2007	17:17	X71127A, gene
	Silver	101.50	100.0	101.5	90.0 - 110.0	MS	11/27/2007	17:17	X71127A, gene
	Thallium	98.56	100.0	98.6	90.0 - 110.0	MS	11/27/2007	17:17	X71127A, gene
	Zinc	106.87	100.0	106.9	90.0 - 110.0	MS	11/27/2007	17:17	X71127A, gene

Test America Pittsburgh

- 2a -

INITIAL AND CONTINUING CALIBRATION VERIFICATION

Client: TETRA TECH

SDG No.: C7K020216

Initial Calibration Source:

Instrument: ICPMS

Continuing Calibration Source: Inorganic Ventures

Sample ID	Analyte	Result ug/L	True Value ug/L	% Recovery	Acceptance Window (%R)	M	Analysis Date	Analysis Time	Run Number
CCV4			CCV1-4						
	Antimony	99.82	100.0	99.8	90.0 - 110.0	MS	11/27/2007	18:13	X71127A, gene
	Arsenic	101.90	100.0	101.9	90.0 - 110.0	MS	11/27/2007	18:13	X71127A, gene
	Beryllium	98.77	100.0	98.8	90.0 - 110.0	MS	11/27/2007	18:13	X71127A, gene
	Cadmium	102.40	100.0	102.4	90.0 - 110.0	MS	11/27/2007	18:13	X71127A, gene
	Chromium	101.27	100.0	101.3	90.0 - 110.0	MS	11/27/2007	18:13	X71127A, gene
	Copper	102.67	100.0	102.7	90.0 - 110.0	MS	11/27/2007	18:13	X71127A, gene
	Lead	99.23	100.0	99.2	90.0 - 110.0	MS	11/27/2007	18:13	X71127A, gene
	Nickel	101.83	100.0	101.8	90.0 - 110.0	MS	11/27/2007	18:13	X71127A, gene
	Selenium	101.18	100.0	101.2	90.0 - 110.0	MS	11/27/2007	18:13	X71127A, gene
	Silver	101.10	100.0	101.1	90.0 - 110.0	MS	11/27/2007	18:13	X71127A, gene
	Thallium	98.98	100.0	99.0	90.0 - 110.0	MS	11/27/2007	18:13	X71127A, gene
	Zinc	108.33	100.0	108.3	90.0 - 110.0	MS	11/27/2007	18:13	X71127A, gene
CCV5			CCV1-5						
	Antimony	98.97	100.0	99.0	90.0 - 110.0	MS	11/27/2007	19:08	X71127A, gene
	Arsenic	102.67	100.0	102.7	90.0 - 110.0	MS	11/27/2007	19:08	X71127A, gene
	Beryllium	104.73	100.0	104.7	90.0 - 110.0	MS	11/27/2007	19:08	X71127A, gene
	Cadmium	100.79	100.0	100.8	90.0 - 110.0	MS	11/27/2007	19:08	X71127A, gene
	Chromium	99.98	100.0	100.0	90.0 - 110.0	MS	11/27/2007	19:08	X71127A, gene
	Copper	103.00	100.0	103.0	90.0 - 110.0	MS	11/27/2007	19:08	X71127A, gene
	Lead	98.44	100.0	98.4	90.0 - 110.0	MS	11/27/2007	19:08	X71127A, gene
	Nickel	103.13	100.0	103.1	90.0 - 110.0	MS	11/27/2007	19:08	X71127A, gene
	Selenium	102.17	100.0	102.2	90.0 - 110.0	MS	11/27/2007	19:08	X71127A, gene
	Silver	101.63	100.0	101.6	90.0 - 110.0	MS	11/27/2007	19:08	X71127A, gene
	Thallium	98.56	100.0	98.6	90.0 - 110.0	MS	11/27/2007	19:08	X71127A, gene
	Zinc	106.20	100.0	106.2	90.0 - 110.0	MS	11/27/2007	19:08	X71127A, gene

Test America Pittsburgh

- 2a -

INITIAL AND CONTINUING CALIBRATION VERIFICATION

Client: TETRA TECH

SDG No.: C7K020216

Initial Calibration Source:

Instrument: ICPMS

Continuing Calibration Source: Inorganic Ventures

Sample ID	Analyte	Result ug/L	True Value ug/L	% Recovery	Acceptance Window (%R)	M	Analysis Date	Analysis Time	Run Number
CCV6			CCV1-6						
	Antimony	98.60	100.0	98.6	90.0 - 110.0	MS	11/27/2007	20:12	X71127A, gene
	Arsenic	102.67	100.0	102.7	90.0 - 110.0	MS	11/27/2007	20:12	X71127A, gene
	Beryllium	100.41	100.0	100.4	90.0 - 110.0	MS	11/27/2007	20:12	X71127A, gene
	Cadmium	100.11	100.0	100.1	90.0 - 110.0	MS	11/27/2007	20:12	X71127A, gene
	Chromium	98.59	100.0	98.6	90.0 - 110.0	MS	11/27/2007	20:12	X71127A, gene
	Copper	101.80	100.0	101.8	90.0 - 110.0	MS	11/27/2007	20:12	X71127A, gene
	Lead	98.68	100.0	98.7	90.0 - 110.0	MS	11/27/2007	20:12	X71127A, gene
	Nickel	102.20	100.0	102.2	90.0 - 110.0	MS	11/27/2007	20:12	X71127A, gene
	Selenium	101.16	100.0	101.2	90.0 - 110.0	MS	11/27/2007	20:12	X71127A, gene
	Silver	100.80	100.0	100.8	90.0 - 110.0	MS	11/27/2007	20:12	X71127A, gene
	Thallium	98.46	100.0	98.5	90.0 - 110.0	MS	11/27/2007	20:12	X71127A, gene
	Zinc	105.30	100.0	105.3	90.0 - 110.0	MS	11/27/2007	20:12	X71127A, gene
CCV7			CCV1-7						
	Antimony	97.17	100.0	97.2	90.0 - 110.0	MS	11/27/2007	21:07	X71127A, gene
	Arsenic	100.03	100.0	100.0	90.0 - 110.0	MS	11/27/2007	21:07	X71127A, gene
	Beryllium	100.24	100.0	100.2	90.0 - 110.0	MS	11/27/2007	21:07	X71127A, gene
	Cadmium	99.74	100.0	99.7	90.0 - 110.0	MS	11/27/2007	21:07	X71127A, gene
	Chromium	96.74	100.0	96.7	90.0 - 110.0	MS	11/27/2007	21:07	X71127A, gene
	Copper	99.29	100.0	99.3	90.0 - 110.0	MS	11/27/2007	21:07	X71127A, gene
	Lead	97.45	100.0	97.4	90.0 - 110.0	MS	11/27/2007	21:07	X71127A, gene
	Nickel	99.72	100.0	99.7	90.0 - 110.0	MS	11/27/2007	21:07	X71127A, gene
	Selenium	99.12	100.0	99.1	90.0 - 110.0	MS	11/27/2007	21:07	X71127A, gene
	Silver	99.87	100.0	99.9	90.0 - 110.0	MS	11/27/2007	21:07	X71127A, gene
	Thallium	97.05	100.0	97.0	90.0 - 110.0	MS	11/27/2007	21:07	X71127A, gene
	Zinc	103.03	100.0	103.0	90.0 - 110.0	MS	11/27/2007	21:07	X71127A, gene

Test America Pittsburgh

- 2a -

INITIAL AND CONTINUING CALIBRATION VERIFICATION

Client: TETRA TECH

SDG No.: C7K020216

Initial Calibration Source:

Instrument: ICPMS

Continuing Calibration Source: Inorganic Ventures

Sample ID	Analyte	Result ug/L	True Value ug/L	% Recovery	Acceptance Window (%R)	M	Analysis Date	Analysis Time	Run Number
CCV8			CCV1-8						
	Antimony	97.77	100.0	97.8	90.0 - 110.0	MS	11/27/2007	22:06	X71127A, gene
	Arsenic	101.00	100.0	101.0	90.0 - 110.0	MS	11/27/2007	22:06	X71127A, gene
	Beryllium	99.17	100.0	99.2	90.0 - 110.0	MS	11/27/2007	22:06	X71127A, gene
	Cadmium	100.12	100.0	100.1	90.0 - 110.0	MS	11/27/2007	22:06	X71127A, gene
	Chromium	99.26	100.0	99.3	90.0 - 110.0	MS	11/27/2007	22:06	X71127A, gene
	Copper	100.07	100.0	100.1	90.0 - 110.0	MS	11/27/2007	22:06	X71127A, gene
	Lead	98.78	100.0	98.8	90.0 - 110.0	MS	11/27/2007	22:06	X71127A, gene
	Nickel	99.27	100.0	99.3	90.0 - 110.0	MS	11/27/2007	22:06	X71127A, gene
	Selenium	99.80	100.0	99.8	90.0 - 110.0	MS	11/27/2007	22:06	X71127A, gene
	Silver	100.36	100.0	100.4	90.0 - 110.0	MS	11/27/2007	22:06	X71127A, gene
	Thallium	98.70	100.0	98.7	90.0 - 110.0	MS	11/27/2007	22:06	X71127A, gene
	Zinc	105.67	100.0	105.7	90.0 - 110.0	MS	11/27/2007	22:06	X71127A, gene
CCV9			CCV1-9						
	Antimony	97.93	100.0	97.9	90.0 - 110.0	MS	11/27/2007	23:08	X71127A, gene
	Arsenic	100.38	100.0	100.4	90.0 - 110.0	MS	11/27/2007	23:08	X71127A, gene
	Beryllium	98.26	100.0	98.3	90.0 - 110.0	MS	11/27/2007	23:08	X71127A, gene
	Cadmium	99.94	100.0	99.9	90.0 - 110.0	MS	11/27/2007	23:08	X71127A, gene
	Chromium	99.17	100.0	99.2	90.0 - 110.0	MS	11/27/2007	23:08	X71127A, gene
	Copper	98.45	100.0	98.4	90.0 - 110.0	MS	11/27/2007	23:08	X71127A, gene
	Lead	98.13	100.0	98.1	90.0 - 110.0	MS	11/27/2007	23:08	X71127A, gene
	Nickel	98.71	100.0	98.7	90.0 - 110.0	MS	11/27/2007	23:08	X71127A, gene
	Selenium	98.92	100.0	98.9	90.0 - 110.0	MS	11/27/2007	23:08	X71127A, gene
	Silver	99.59	100.0	99.6	90.0 - 110.0	MS	11/27/2007	23:08	X71127A, gene
	Thallium	98.55	100.0	98.6	90.0 - 110.0	MS	11/27/2007	23:08	X71127A, gene
	Zinc	104.57	100.0	104.6	90.0 - 110.0	MS	11/27/2007	23:08	X71127A, gene

Test America Pittsburgh
- 2a -
INITIAL AND CONTINUING CALIBRATION VERIFICATION

Client: TETRA TECH

SDG No.: C7K020216

Initial Calibration Source:

Instrument: ICPMS

Continuing Calibration Source: Inorganic Ventures

Sample ID	Analyte	Result ug/L	True Value ug/L	% Recovery	Acceptance Window (%R)	M	Analysis Date	Analysis Time	Run Number
CCV10			CCV1-10						
	Antimony	97.51	100.0	97.5	90.0 - 110.0	MS	11/27/2007	23:59	X71127A, gene
	Arsenic	101.33	100.0	101.3	90.0 - 110.0	MS	11/27/2007	23:59	X71127A, gene
	Beryllium	99.67	100.0	99.7	90.0 - 110.0	MS	11/27/2007	23:59	X71127A, gene
	Cadmium	99.01	100.0	99.0	90.0 - 110.0	MS	11/27/2007	23:59	X71127A, gene
	Chromium	98.28	100.0	98.3	90.0 - 110.0	MS	11/27/2007	23:59	X71127A, gene
	Copper	97.14	100.0	97.1	90.0 - 110.0	MS	11/27/2007	23:59	X71127A, gene
	Lead	98.39	100.0	98.4	90.0 - 110.0	MS	11/27/2007	23:59	X71127A, gene
	Nickel	99.31	100.0	99.3	90.0 - 110.0	MS	11/27/2007	23:59	X71127A, gene
	Selenium	99.77	100.0	99.8	90.0 - 110.0	MS	11/27/2007	23:59	X71127A, gene
	Silver	98.90	100.0	98.9	90.0 - 110.0	MS	11/27/2007	23:59	X71127A, gene
	Thallium	98.28	100.0	98.3	90.0 - 110.0	MS	11/27/2007	23:59	X71127A, gene
	Zinc	101.27	100.0	101.3	90.0 - 110.0	MS	11/27/2007	23:59	X71127A, gene

TestAmerica Pittsburgh

Metals Data Reporting Form

Initial Calibration Verification Standar

Instrument: CVAA **Units:** ug/L

Chart Number: G71116B.PRN **Acceptable Range:** 90% - 110%

Standard Source: Ultra **Standard ID:** MET6359-07

Element	WL/ Mass	True Conc	ICV6-1 11/16/2007 1:40 PM Found	% Rec	Found	% Rec	Found	% Rec	Found	% Rec	Found	% Rec
Mercury	253.7	2.5	2.47	98.8								

5.04.5

Form 2A Equivalent

TestAmerica Pittsburgh

Metals Data Reporting Form

Initial Calibration Verification Standar

Instrument: CVAA

Units: ug/L

Chart Number: G71114B.PRN

Acceptable Range: 90% - 110%

Standard Source: Ultra

Standard ID: MET6318-07

Element	WL/ Mass	True Conc	ICV6-1 11/14/2007 6:37 PM Found	% Rec	Found	% Rec	Found	% Rec	Found	% Rec	Found	% Rec
Mercury	253.7	2.5	2.37	**94.8**								

5.04.5

Form 2A Equivalent

TestAmerica Pittsburgh

Metals Data Reporting Form

Continuing Calibration Verification

Instrument: CVAA

Units: ug/L

Chart Number: G71116B.PRN

Acceptable Range: 80% - 120%

Standard Source: Inorganic Ventures

Standard ID: MET6361-07

Element	WL/ Mass	True Conc	CCV6-1 11/16/2007 1:45 PM Found	% Rec	CCV6-2 11/16/2007 2:05 PM Found	% Rec	CCV6-3 11/16/2007 2:25 PM Found	% Rec	CCV6-4 11/16/2007 2:45 PM Found	% Rec	CCV6-5 11/16/2007 3:05 PM Found	% Rec
Mercury	253.7	5.0	5.03	**100.6**	5.15	**103.0**	5.23	**104.6**	5.13	**102.6**	5.12	**102.4**

TestAmerica Pittsburgh

Metals Data Reporting Form

Continuing Calibration Verification

Instrument: CVAA **Units:** ug/L

Chart Number: G71116B.PRN **Acceptable Range:** 80% - 120%

Standard Source: Inorganic Ventures **Standard ID:** MET6361-07

Element	WL/ Mass	True Conc	CCV6-6 11/16/2007 3:25 PM Found	% Rec	CCV6-7 11/16/2007 3:31 PM Found	% Rec	Found	% Rec	Found	% Rec	Found	% Rec
Mercury	253.7	5.0	5.06	**101.2**	5.09	**101.8**						

5.04.5

Form 2A Equivalent

TestAmerica Pittsburgh

Metals Data Reporting Form

Continuing Calibration Verification

Instrument: CVAA

Units: ug/L

Chart Number: G71114B.PRN

Acceptable Range: 80% - 120%

Standard Source: Inorganic Ventures

Standard ID: MET6320-07

Element	WL/ Mass	True Conc	CCV6-1 11/14/2007 6:42 PM Found	% Rec	CCV6-2 11/14/2007 7:02 PM Found	% Rec	CCV6-3 11/14/2007 7:22 PM Found	% Rec	CCV6-4 11/14/2007 7:42 PM Found	% Rec	CCV6-5 11/14/2007 8:02 PM Found	% Rec
Mercury	253.7	5.0	4.81	**96.2**	5.02	**100.4**	4.97	**99.4**	4.85	**97.0**	4.72	**94.4**

TestAmerica Pittsburgh

Metals Data Reporting Form

Continuing Calibration Verification

Instrument: CVAA **Units:** ug/L

Chart Number: G71114B.PRN **Acceptable Range:** 80% - 120%

Standard Source: Inorganic Ventures **Standard ID:** MET6320-07

Element	WL/ Mass	True Conc	CCV6-6 11/14/2007 8:19 PM Found	% Rec	Found	% Rec	Found	% Rec	Found	% Rec	Found	% Rec
Mercury	253.7	5.0	4.69	93.8								

5.04.5

Form 2A Equivalent

Test America Pittsburgh
- 2b -
CRDL STANDARD FOR AA & ICP

Client: TETRA TECH

SDG No.: C7K020216

ICPMS Standard Source: Inorganic Ventures

Instrument: ICPMS

Sample ID	Analyte	Result ug/L	True Value ug/L	% Recovery	Advisory Limits (%R)	M	Analysis Date	Analysis Time	Run Number
CRDL1		CRI MET6090-07							
	Antimony	1.98	2.0	99.0	50 - 150	MS	11/27/200	15:11	X71127A, g
	Arsenic	1.19	1.0	119.0	50 - 150	MS	11/27/200	15:11	X71127A, g
	Beryllium	1.00	1.0	100.0	50 - 150	MS	11/27/200	15:11	X71127A, g
	Cadmium	1.03	1.0	103.0	50 - 150	MS	11/27/200	15:11	X71127A, g
	Chromium	1.86	2.0	93.0	50 - 150	MS	11/27/200	15:11	X71127A, g
	Copper	2.11	2.0	105.5	50 - 150	MS	11/27/200	15:11	X71127A, g
	Lead	0.82	1.0	82.0	50 - 150	MS	11/27/200	15:11	X71127A, g
	Nickel	1.13	1.0	113.0	50 - 150	MS	11/27/200	15:11	X71127A, g
	Selenium	4.45	5.0	89.0	50 - 150	MS	11/27/200	15:11	X71127A, g
	Silver	1.05	1.0	105.0	50 - 150	MS	11/27/200	15:11	X71127A, g
	Thallium	0.94	1.0	94.0	50 - 150	MS	11/27/200	15:11	X71127A, g
	Zinc	4.98	5.0	99.6	50 - 150	MS	11/27/200	15:11	X71127A, g

TestAmerica Pittsburgh

Metals Data Reporting Form

Contract Required Detection Limit Standard

Instrument: CVAA **Units:** ug/L

Chart Number: G71114B.PRN **Acceptable Range:** 50% - 150%

Standard Source: Ultra **Standard ID:** MET6319-07

Element	WL/ Mass	True Conc	CRA/RLV 11/14/2007 6:40 PM Found	% Rec	Found	% Rec	Found	% Rec	Found	% Rec	Found	% Rec
Mercury	253.7	0.2	0.21	**102.5**								

TestAmerica Pittsburgh

Metals Data Reporting Form

Contract Required Detection Limit Standard

Instrument: CVAA **Units:** ug/L

Chart Number: G71116B.PRN **Acceptable Range:** 50% - 150%

Standard Source: Ultra **Standard ID:** MET6360-07

Element	WL/ Mass	True Conc	CRA/RLV 11/16/2007 1:43 PM Found	% Rec	Found	% Rec	Found	% Rec	Found	% Rec	Found	% Rec
Mercury	253.7	0.2	0.21	104.5								

Test America Pittsburgh

- 3a -

INITIAL AND CONTINUING CALIBRATION BLANK SUMMARY

Client: TETRA TECH **SDG No.:** C7K020216

Instrument: ICPMS

Sample ID	Analyte	Result ug/L	Acceptance Limit	Conc Qual	MDL	CRQL	M	Analysis Date	Analysis Time	Run
ICB1			ICB1							
	Antimony	0.07	+/-2.00	J	0.05	2.00	MS	11/27/2007	15:07	X71127A, gen
	Arsenic	-0.02	+/-1.00	U	0.14	1.00	MS	11/27/2007	15:07	X71127A, gen
	Beryllium	-0.01	+/-1.00	U	0.07	1.00	MS	11/27/2007	15:07	X71127A, gen
	Cadmium	-0.04	+/-1.00	U	0.11	1.00	MS	11/27/2007	15:07	X71127A, gen
	Chromium	-0.02	+/-2.00	U	0.11	2.00	MS	11/27/2007	15:07	X71127A, gen
	Copper	-0.03	+/-2.00	U	0.14	2.00	MS	11/27/2007	15:07	X71127A, gen
	Lead	-0.11	+/-1.00	J	0.02	1.00	MS	11/27/2007	15:07	X71127A, gen
	Nickel	-0.02	+/-1.00	U	0.07	1.00	MS	11/27/2007	15:07	X71127A, gen
	Selenium	0.03	+/-5.00	U	0.21	5.00	MS	11/27/2007	15:07	X71127A, gen
	Silver	0.03	+/-1.00	U	0.08	1.00	MS	11/27/2007	15:07	X71127A, gen
	Thallium	0.00	+/-1.00	U	0.02	1.00	MS	11/27/2007	15:07	X71127A, gen
	Zinc	-0.10	+/-5.00	U	0.60	5.00	MS	11/27/2007	15:07	X71127A, gen
CCB1			CCB1							
	Antimony	0.17	+/-2.00	J	0.05	2.00	MS	11/27/2007	15:28	X71127A, gen
	Arsenic	-0.07	+/-1.00	U	0.14	1.00	MS	11/27/2007	15:28	X71127A, gen
	Beryllium	0.00	+/-1.00	U	0.07	1.00	MS	11/27/2007	15:28	X71127A, gen
	Cadmium	0.04	+/-1.00	U	0.11	1.00	MS	11/27/2007	15:28	X71127A, gen
	Chromium	0.01	+/-2.00	U	0.11	2.00	MS	11/27/2007	15:28	X71127A, gen
	Copper	0.00	+/-2.00	U	0.14	2.00	MS	11/27/2007	15:28	X71127A, gen
	Lead	-0.03	+/-1.00	J	0.02	1.00	MS	11/27/2007	15:28	X71127A, gen
	Nickel	0.01	+/-1.00	U	0.07	1.00	MS	11/27/2007	15:28	X71127A, gen
	Selenium	-0.13	+/-5.00	U	0.21	5.00	MS	11/27/2007	15:28	X71127A, gen
	Silver	0.02	+/-1.00	U	0.08	1.00	MS	11/27/2007	15:28	X71127A, gen
	Thallium	0.02	+/-1.00	U	0.02	1.00	MS	11/27/2007	15:28	X71127A, gen
	Zinc	-0.04	+/-5.00	U	0.60	5.00	MS	11/27/2007	15:28	X71127A, gen

Test America Pittsburgh
- 3a -
INITIAL AND CONTINUING CALIBRATION BLANK SUMMARY

Client: TETRA TECH

SDG No.: C7K020216

Instrument: ICPMS

Sample ID	Analyte	Result ug/L	Acceptance Limit	Conc Qual	MDL	CRQL	M	Analysis Date	Analysis Time	Run
CCB2			CCB2							
	Antimony	0.20	+/-2.00	J	0.05	2.00	MS	11/27/2007	16:27	X71127A, gen
	Arsenic	-0.07	+/-1.00	U	0.14	1.00	MS	11/27/2007	16:27	X71127A, gen
	Beryllium	-0.02	+/-1.00	U	0.07	1.00	MS	11/27/2007	16:27	X71127A, gen
	Cadmium	-0.07	+/-1.00	U	0.11	1.00	MS	11/27/2007	16:27	X71127A, gen
	Chromium	0.01	+/-2.00	U	0.11	2.00	MS	11/27/2007	16:27	X71127A, gen
	Copper	0.00	+/-2.00	U	0.14	2.00	MS	11/27/2007	16:27	X71127A, gen
	Lead	-0.13	+/-1.00	J	0.02	1.00	MS	11/27/2007	16:27	X71127A, gen
	Nickel	-0.03	+/-1.00	U	0.07	1.00	MS	11/27/2007	16:27	X71127A, gen
	Selenium	-0.22	+/-5.00	J	0.21	5.00	MS	11/27/2007	16:27	X71127A, gen
	Silver	0.00	+/-1.00	U	0.08	1.00	MS	11/27/2007	16:27	X71127A, gen
	Thallium	0.01	+/-1.00	U	0.02	1.00	MS	11/27/2007	16:27	X71127A, gen
	Zinc	-0.02	+/-5.00	U	0.60	5.00	MS	11/27/2007	16:27	X71127A, gen
CCB3			CCB3							
	Antimony	0.19	+/-2.00	J	0.05	2.00	MS	11/27/2007	17:21	X71127A, gen
	Arsenic	-0.11	+/-1.00	U	0.14	1.00	MS	11/27/2007	17:21	X71127A, gen
	Beryllium	0.01	+/-1.00	U	0.07	1.00	MS	11/27/2007	17:21	X71127A, gen
	Cadmium	-0.07	+/-1.00	U	0.11	1.00	MS	11/27/2007	17:21	X71127A, gen
	Chromium	0.02	+/-2.00	U	0.11	2.00	MS	11/27/2007	17:21	X71127A, gen
	Copper	0.00	+/-2.00	U	0.14	2.00	MS	11/27/2007	17:21	X71127A, gen
	Lead	-0.14	+/-1.00	J	0.02	1.00	MS	11/27/2007	17:21	X71127A, gen
	Nickel	-0.01	+/-1.00	U	0.07	1.00	MS	11/27/2007	17:21	X71127A, gen
	Selenium	0.01	+/-5.00	U	0.21	5.00	MS	11/27/2007	17:21	X71127A, gen
	Silver	0.00	+/-1.00	U	0.08	1.00	MS	11/27/2007	17:21	X71127A, gen
	Thallium	0.01	+/-1.00	U	0.02	1.00	MS	11/27/2007	17:21	X71127A, gen
	Zinc	-0.01	+/-5.00	U	0.60	5.00	MS	11/27/2007	17:21	X71127A, gen

Test America Pittsburgh
- 3a -
INITIAL AND CONTINUING CALIBRATION BLANK SUMMARY

Client: TETRA TECH

SDG No.: C7K020216

Instrument: ICPMS

Sample ID	Analyte	Result ug/L	Acceptance Limit	Conc Qual	MDL	CRQL	M	Analysis Date	Analysis Time	Run
CCB4			CCB4							
	Antimony	0.17	+/-2.00	J	0.05	2.00	MS	11/27/2007	18:17	X71127A, gen
	Arsenic	-0.07	+/-1.00	U	0.14	1.00	MS	11/27/2007	18:17	X71127A, gen
	Beryllium	0.00	+/-1.00	U	0.07	1.00	MS	11/27/2007	18:17	X71127A, gen
	Cadmium	-0.01	+/-1.00	U	0.11	1.00	MS	11/27/2007	18:17	X71127A, gen
	Chromium	0.02	+/-2.00	U	0.11	2.00	MS	11/27/2007	18:17	X71127A, gen
	Copper	-0.01	+/-2.00	U	0.14	2.00	MS	11/27/2007	18:17	X71127A, gen
	Lead	-0.14	+/-1.00	J	0.02	1.00	MS	11/27/2007	18:17	X71127A, gen
	Nickel	0.01	+/-1.00	U	0.07	1.00	MS	11/27/2007	18:17	X71127A, gen
	Selenium	-0.11	+/-5.00	U	0.21	5.00	MS	11/27/2007	18:17	X71127A, gen
	Silver	-0.01	+/-1.00	U	0.08	1.00	MS	11/27/2007	18:17	X71127A, gen
	Thallium	0.01	+/-1.00	U	0.02	1.00	MS	11/27/2007	18:17	X71127A, gen
	Zinc	-0.02	+/-5.00	U	0.60	5.00	MS	11/27/2007	18:17	X71127A, gen
CCB5			CCB5							
	Antimony	0.19	+/-2.00	J	0.05	2.00	MS	11/27/2007	19:13	X71127A, gen
	Arsenic	-0.02	+/-1.00	U	0.14	1.00	MS	11/27/2007	19:13	X71127A, gen
	Beryllium	-0.03	+/-1.00	U	0.07	1.00	MS	11/27/2007	19:13	X71127A, gen
	Cadmium	0.05	+/-1.00	U	0.11	1.00	MS	11/27/2007	19:13	X71127A, gen
	Chromium	0.05	+/-2.00	U	0.11	2.00	MS	11/27/2007	19:13	X71127A, gen
	Copper	0.02	+/-2.00	U	0.14	2.00	MS	11/27/2007	19:13	X71127A, gen
	Lead	-0.12	+/-1.00	J	0.02	1.00	MS	11/27/2007	19:13	X71127A, gen
	Nickel	0.01	+/-1.00	U	0.07	1.00	MS	11/27/2007	19:13	X71127A, gen
	Selenium	0.01	+/-5.00	U	0.21	5.00	MS	11/27/2007	19:13	X71127A, gen
	Silver	0.00	+/-1.00	U	0.08	1.00	MS	11/27/2007	19:13	X71127A, gen
	Thallium	0.01	+/-1.00	U	0.02	1.00	MS	11/27/2007	19:13	X71127A, gen
	Zinc	0.02	+/-5.00	U	0.60	5.00	MS	11/27/2007	19:13	X71127A, gen

Test America Pittsburgh

- 3a -

INITIAL AND CONTINUING CALIBRATION BLANK SUMMARY

Client: TETRA TECH **SDG No.:** C7K020216

Instrument: ICPMS

Sample ID	Analyte	Result ug/L	Acceptance Limit	Conc Qual	MDL	CRQL	M	Analysis Date	Analysis Time	Run
CCB6			CCB6							
	Antimony	0.28	+/-2.00	J	0.05	2.00	MS	11/27/2007	20:16	X71127A, gen
	Arsenic	-0.09	+/-1.00	U	0.14	1.00	MS	11/27/2007	20:16	X71127A, gen
	Beryllium	0.01	+/-1.00	U	0.07	1.00	MS	11/27/2007	20:16	X71127A, gen
	Cadmium	0.02	+/-1.00	U	0.11	1.00	MS	11/27/2007	20:16	X71127A, gen
	Chromium	0.05	+/-2.00	U	0.11	2.00	MS	11/27/2007	20:16	X71127A, gen
	Copper	0.00	+/-2.00	U	0.14	2.00	MS	11/27/2007	20:16	X71127A, gen
	Lead	-0.09	+/-1.00	J	0.02	1.00	MS	11/27/2007	20:16	X71127A, gen
	Nickel	-0.02	+/-1.00	U	0.07	1.00	MS	11/27/2007	20:16	X71127A, gen
	Selenium	-0.29	+/-5.00	J	0.21	5.00	MS	11/27/2007	20:16	X71127A, gen
	Silver	0.01	+/-1.00	U	0.08	1.00	MS	11/27/2007	20:16	X71127A, gen
	Thallium	0.05	+/-1.00	J	0.02	1.00	MS	11/27/2007	20:16	X71127A, gen
	Zinc	-0.01	+/-5.00	U	0.60	5.00	MS	11/27/2007	20:16	X71127A, gen
CCB7			CCB7							
	Antimony	0.20	+/-2.00	J	0.05	2.00	MS	11/27/2007	21:11	X71127A, gen
	Arsenic	0.17	+/-1.00	J	0.14	1.00	MS	11/27/2007	21:11	X71127A, gen
	Beryllium	-0.01	+/-1.00	U	0.07	1.00	MS	11/27/2007	21:11	X71127A, gen
	Cadmium	-0.01	+/-1.00	U	0.11	1.00	MS	11/27/2007	21:11	X71127A, gen
	Chromium	0.33	+/-2.00	J	0.11	2.00	MS	11/27/2007	21:11	X71127A, gen
	Copper	0.10	+/-2.00	U	0.14	2.00	MS	11/27/2007	21:11	X71127A, gen
	Lead	-0.09	+/-1.00	J	0.02	1.00	MS	11/27/2007	21:11	X71127A, gen
	Nickel	0.05	+/-1.00	U	0.07	1.00	MS	11/27/2007	21:11	X71127A, gen
	Selenium	0.39	+/-5.00	J	0.21	5.00	MS	11/27/2007	21:11	X71127A, gen
	Silver	0.01	+/-1.00	U	0.08	1.00	MS	11/27/2007	21:11	X71127A, gen
	Thallium	0.01	+/-1.00	U	0.02	1.00	MS	11/27/2007	21:11	X71127A, gen
	Zinc	0.04	+/-5.00	U	0.60	5.00	MS	11/27/2007	21:11	X71127A, gen

Test America Pittsburgh
- 3a -
INITIAL AND CONTINUING CALIBRATION BLANK SUMMARY

Client: TETRA TECH

SDG No.: C7K020216

Instrument: ICPMS

Sample ID	Analyte	Result ug/L	Acceptance Limit	Conc Qual	MDL	CRQL	M	Analysis Date	Analysis Time	Run
CCB8			CCB8							
	Antimony	0.17	+/-2.00	J	0.05	2.00	MS	11/27/2007	22:10	X71127A, gen
	Arsenic	-0.02	+/-1.00	U	0.14	1.00	MS	11/27/2007	22:10	X71127A, gen
	Beryllium	-0.01	+/-1.00	U	0.07	1.00	MS	11/27/2007	22:10	X71127A, gen
	Cadmium	-0.03	+/-1.00	U	0.11	1.00	MS	11/27/2007	22:10	X71127A, gen
	Chromium	0.14	+/-2.00	J	0.11	2.00	MS	11/27/2007	22:10	X71127A, gen
	Copper	0.02	+/-2.00	U	0.14	2.00	MS	11/27/2007	22:10	X71127A, gen
	Lead	-0.06	+/-1.00	J	0.02	1.00	MS	11/27/2007	22:10	X71127A, gen
	Nickel	0.01	+/-1.00	U	0.07	1.00	MS	11/27/2007	22:10	X71127A, gen
	Selenium	0.35	+/-5.00	J	0.21	5.00	MS	11/27/2007	22:10	X71127A, gen
	Silver	0.01	+/-1.00	U	0.08	1.00	MS	11/27/2007	22:10	X71127A, gen
	Thallium	0.01	+/-1.00	U	0.02	1.00	MS	11/27/2007	22:10	X71127A, gen
	Zinc	0.03	+/-5.00	U	0.60	5.00	MS	11/27/2007	22:10	X71127A, gen
CCB9			CCB9							
	Antimony	0.18	+/-2.00	J	0.05	2.00	MS	11/27/2007	23:12	X71127A, gen
	Arsenic	0.17	+/-1.00	J	0.14	1.00	MS	11/27/2007	23:12	X71127A, gen
	Beryllium	0.00	+/-1.00	U	0.07	1.00	MS	11/27/2007	23:12	X71127A, gen
	Cadmium	-0.03	+/-1.00	U	0.11	1.00	MS	11/27/2007	23:12	X71127A, gen
	Chromium	0.34	+/-2.00	J	0.11	2.00	MS	11/27/2007	23:12	X71127A, gen
	Copper	0.07	+/-2.00	U	0.14	2.00	MS	11/27/2007	23:12	X71127A, gen
	Lead	0.00	+/-1.00	U	0.02	1.00	MS	11/27/2007	23:12	X71127A, gen
	Nickel	0.02	+/-1.00	U	0.07	1.00	MS	11/27/2007	23:12	X71127A, gen
	Selenium	0.47	+/-5.00	J	0.21	5.00	MS	11/27/2007	23:12	X71127A, gen
	Silver	0.01	+/-1.00	U	0.08	1.00	MS	11/27/2007	23:12	X71127A, gen
	Thallium	0.04	+/-1.00	J	0.02	1.00	MS	11/27/2007	23:12	X71127A, gen
	Zinc	0.05	+/-5.00	U	0.60	5.00	MS	11/27/2007	23:12	X71127A, gen

Test America Pittsburgh

- 3a -

INITIAL AND CONTINUING CALIBRATION BLANK SUMMARY

Client: TETRA TECH **SDG No.:** C7K020216

Instrument: ICPMS

Sample ID	Analyte	Result ug/L	Acceptance Limit	Conc Qual	MDL	CRQL	M	Analysis Date	Analysis Time	Run
CCB10			CCB10							
	Antimony	0.20	+/-2.00	J	0.05	2.00	MS	11/28/2007	00:03	X71127A, gen
	Arsenic	0.26	+/-1.00	J	0.14	1.00	MS	11/28/2007	00:03	X71127A, gen
	Beryllium	0.00	+/-1.00	U	0.07	1.00	MS	11/28/2007	00:03	X71127A, gen
	Cadmium	-0.01	+/-1.00	U	0.11	1.00	MS	11/28/2007	00:03	X71127A, gen
	Chromium	0.36	+/-2.00	J	0.11	2.00	MS	11/28/2007	00:03	X71127A, gen
	Copper	0.16	+/-2.00	J	0.14	2.00	MS	11/28/2007	00:03	X71127A, gen
	Lead	0.04	+/-1.00	J	0.02	1.00	MS	11/28/2007	00:03	X71127A, gen
	Nickel	0.03	+/-1.00	U	0.07	1.00	MS	11/28/2007	00:03	X71127A, gen
	Selenium	1.08	+/-5.00	J	0.21	5.00	MS	11/28/2007	00:03	X71127A, gen
	Silver	0.01	+/-1.00	U	0.08	1.00	MS	11/28/2007	00:03	X71127A, gen
	Thallium	0.03	+/-1.00	J	0.02	1.00	MS	11/28/2007	00:03	X71127A, gen
	Zinc	0.38	+/-5.00	U	0.60	5.00	MS	11/28/2007	00:03	X71127A, gen

TestAmerica Pittsburgh

Metals Data Reporting Form

Initial Calibration Blank Results

Instrument: CVAA **Units:** ug/L

Chart Number: G71116B.PRN

Standard Source: _____ **Standard ID:** _____

Element	WL/ Mass	Report Limit	ICB1 11/16/2007 1:41 PM Found	Q	Found	Q	Found	Q	Found	Q	Found	Q
Mercury	253.7	0.2	0.1	U								

5.04.5

U Result is less than the MDL
B Result is between MDL and RL

Form 3 Equivalent

TestAmerica Pittsburgh

Metals Data Reporting Form

Initial Calibration Blank Results

Instrument: CVAA **Units:** ug/L

Chart Number: G71114B.PRN

Standard Source: _____ **Standard ID:** _____

Element	WL/ Mass	Report Limit	ICB1 11/14/2007 6:38 PM Found	Q	Found	Q	Found	Q	Found	Q	Found	Q
Mercury	253.7	0.2	0.1	U								

5.04.5

U Result is less than the MDL
B Result is between MDL and RL

Form 3 Equivalent

TestAmerica Pittsburgh

Metals Data Reporting Form

Continuing Calibration Blank Result

Instrument: CVAA **Units:** ug/L

Chart Number: G71116B.PRN

Standard Source: _____ **Standard ID:** _____

Element	WL/ Mass	Report Limit	CCB1 11/16/2007 1:46 PM		CCB2 11/16/2007 2:07 PM		CCB3 11/16/2007 2:27 PM		CCB4 11/16/2007 2:47 PM		CCB5 11/16/2007 3:07 PM	
			Found	Q	Found	Q	Found	Q	Found	Q	Found	Q
Mercury	253.7	0.2	0.1	U	0.1	U	0.1	U	0.1	U	0.1	U

U Result is less than the MDL
B Result is between MDL and RL

Form 3 Equivalent

TestAmerica Pittsburgh

Metals Data Reporting Form

Continuing Calibration Blank Result

Instrument: CVAA **Units:** ug/L

Chart Number: G71116B.PRN

Standard Source: _____ **Standard ID:** _____

Element	WL/ Mass	Report Limit	CCB6 11/16/2007 3:27 PM Found	Q	CCB7 11/16/2007 3:32 PM Found	Q	Found	Q	Found	Q	Found	Q
Mercury	253.7	0.2	0.1	U	0.1	U						

5.04.5

U Result is less than the MDL
B Result is between MDL and RL

Form 3 Equivalent

TestAmerica Pittsburgh

Metals Data Reporting Form

Continuing Calibration Blank Result

Instrument: CVAA **Units:** ug/L

Chart Number: G71114B.PRN

Standard Source: _____ **Standard ID:** _____

Element	WL/ Mass	Report Limit	CCB1 11/14/2007 6:43 PM		CCB2 11/14/2007 7:04 PM		CCB3 11/14/2007 7:24 PM		CCB4 11/14/2007 7:44 PM		CCB5 11/14/2007 8:04 PM	
			Found	Q	Found	Q	Found	Q	Found	Q	Found	Q
Mercury	253.7	0.2	0.1	U	0.1	U	0.1	U	0.1	U	0.1	U

5.04.5

U Result is less than the MDL

B Result is between MDL and RL

Form 3 Equivalent

TestAmerica Pittsburgh

Metals Data Reporting Form

Continuing Calibration Blank Result

Instrument: CVAA **Units:** ug/L

Chart Number: G71114B.PRN

Standard Source: _____ **Standard ID:** _____

Element	WL/ Mass	Report Limit	CCB6 11/14/2007 8:21 PM Found	Q	Found	Q	Found	Q	Found	Q	Found	Q
Mercury	253.7	0.2	0.1	U								

5.04.5

U Result is less than the MDL

B Result is between MDL and RL

Form 3 Equivalent

METHOD BLANK REPORT

TOTAL Metals

Client Lot #...: C7K020216 **Matrix.....:** WATER

PARAMETER	RESULT	REPORTING LIMIT	UNITS	METHOD	PREPARATION-ANALYSIS DATE	WORK ORDER #
MB Lot-Sample #: C7K140000-317 **Prep Batch #...:** 7318317						
Antimony	ND	2.0	ug/L	SW846 6020	11/14-11/27/07	KA8JK1AQ
		Dilution Factor: 1				
		Analysis Time..: 19:39		Analyst ID.....: 400149	Instrument ID..: ICP	
Arsenic	ND	1.0	ug/L	SW846 6020	11/14-11/27/07	KA8JK1AD
		Dilution Factor: 1				
		Analysis Time..: 19:39		Analyst ID.....: 400149	Instrument ID..: ICP	
Beryllium	ND	1.0	ug/L	SW846 6020	11/14-11/27/07	KA8JK1AF
		Dilution Factor: 1				
		Analysis Time..: 19:39		Analyst ID.....: 400149	Instrument ID..: ICP	
Cadmium	ND	1.0	ug/L	SW846 6020	11/14-11/27/07	KA8JK1AG
		Dilution Factor: 1				
		Analysis Time..: 19:39		Analyst ID.....: 400149	Instrument ID..: ICP	
Chromium	**0.16 B**	**2.0**	**ug/L**	**SW846 6020**	**11/14-11/27/07**	**KA8JK1AJ**
		Dilution Factor: 1				
		Analysis Time..: 19:39		Analyst ID.....: 400149	Instrument ID..: ICP	
Copper	ND	2.0	ug/L	SW846 6020	11/14-11/27/07	KA8JK1AK
		Dilution Factor: 1				
		Analysis Time..: 19:39		Analyst ID.....: 400149	Instrument ID..: ICP	
Lead	ND	1.0	ug/L	SW846 6020	11/14-11/27/07	KA8JK1AM
		Dilution Factor: 1				
		Analysis Time..: 19:39		Analyst ID.....: 400149	Instrument ID..: ICP	
Nickel	ND	1.0	ug/L	SW846 6020	11/14-11/27/07	KA8JK1AL
		Dilution Factor: 1				
		Analysis Time..: 19:39		Analyst ID.....: 400149	Instrument ID..: ICP	
Selenium	ND	5.0	ug/L	SW846 6020	11/14-11/27/07	KA8JK1AN
		Dilution Factor: 1				
		Analysis Time..: 19:39		Analyst ID.....: 400149	Instrument ID..: ICP	
Silver	ND	1.0	ug/L	SW846 6020	11/14-11/27/07	KA8JK1AC
		Dilution Factor: 1				
		Analysis Time..: 19:39		Analyst ID.....: 400149	Instrument ID..: ICP	
Thallium	ND	1.0	ug/L	SW846 6020	11/14-11/27/07	KA8JK1AP
		Dilution Factor: 1				
		Analysis Time..: 19:39		Analyst ID.....: 400149	Instrument ID..: ICP	

(Continued on next page)

METHOD BLANK REPORT

TOTAL Metals

Client Lot #...: C7K020216 **Matrix.....:** WATER

PARAMETER	RESULT	REPORTING LIMIT	UNITS	METHOD	PREPARATION-ANALYSIS DATE	WORK ORDER #
Zinc	1.6 B	5.0	ug/L	SW846 6020	11/14-11/27/07	KA8JK1AT

Dilution Factor: 1
Analysis Time..: 19:39 Analyst ID.....: 400149 Instrument ID..: ICP

MB Lot-Sample #: C7K140000-436 **Prep Batch #...:** 7318436

Mercury	0.059 B	0.20	ug/L	SW846 7470A	11/14/07	KA9AJ1AA

Dilution Factor: 1
Analysis Time..: 19:32 Analyst ID.....: 400491 Instrument ID..: HGH

NOTE(S):

Calculations are performed before rounding to avoid round-off errors in calculated results.

B Estimated result. Result is less than RL.

METHOD BLANK REPORT

DISSOLVED Metals

Client Lot #...: C7K020216 **Matrix.....:** WATER

PARAMETER	RESULT	REPORTING LIMIT	UNITS	METHOD	PREPARATION-ANALYSIS DATE	WORK ORDER #
MB Lot-Sample #: C7K140000-307 **Prep Batch #...:** 7318307						
Antimony	ND	2.0	ug/L	SW846 6020	11/14-11/27/07	KA8H11AK
		Dilution Factor: 1				
		Analysis Time..: 21:58		Analyst ID.....: 400149	Instrument ID..: ICP	
Arsenic	ND	1.0	ug/L	SW846 6020	11/14-11/27/07	KA8H11AC
		Dilution Factor: 1				
		Analysis Time..: 21:58		Analyst ID.....: 400149	Instrument ID..: ICP	
Beryllium	ND	1.0	ug/L	SW846 6020	11/14-11/27/07	KA8H11AD
		Dilution Factor: 1				
		Analysis Time..: 21:58		Analyst ID.....: 400149	Instrument ID..: ICP	
Cadmium	ND	1.0	ug/L	SW846 6020	11/14-11/27/07	KA8H11AE
		Dilution Factor: 1				
		Analysis Time..: 21:58		Analyst ID.....: 400149	Instrument ID..: ICP	
Chromium	**0.40 B**	**2.0**	**ug/L**	**SW846 6020**	**11/14-11/27/07**	**KA8H11AF**
		Dilution Factor: 1				
		Analysis Time..: 21:58		Analyst ID.....: 400149	Instrument ID..: ICP	
Copper	ND	2.0	ug/L	SW846 6020	11/14-11/27/07	KA8H11AG
		Dilution Factor: 1				
		Analysis Time..: 21:58		Analyst ID.....: 400149	Instrument ID..: ICP	
Lead	ND	1.0	ug/L	SW846 6020	11/14-11/27/07	KA8H11AJ
		Dilution Factor: 1				
		Analysis Time..: 21:58		Analyst ID.....: 400149	Instrument ID..: ICP	
Nickel	ND	1.0	ug/L	SW846 6020	11/14-11/27/07	KA8H11AH
		Dilution Factor: 1				
		Analysis Time..: 21:58		Analyst ID.....: 400149	Instrument ID..: ICP	
Selenium	ND	5.0	ug/L	SW846 6020	11/14-11/27/07	KA8H11AL
		Dilution Factor: 1				
		Analysis Time..: 21:58		Analyst ID.....: 400149	Instrument ID..: ICP	
Silver	ND	1.0	ug/L	SW846 6020	11/14-11/27/07	KA8H11AA
		Dilution Factor: 1				
		Analysis Time..: 21:58		Analyst ID.....: 400149	Instrument ID..: ICP	
Thallium	ND	1.0	ug/L	SW846 6020	11/14-11/27/07	KA8H11AM
		Dilution Factor: 1				
		Analysis Time..: 21:58		Analyst ID.....: 400149	Instrument ID..: ICP	

(Continued on next page)

METHOD BLANK REPORT

DISSOLVED Metals

Client Lot #...: C7K020216 **Matrix.....:** WATER

PARAMETER	RESULT	REPORTING LIMIT	UNITS	METHOD	PREPARATION-ANALYSIS DATE	WORK ORDER #
Zinc	ND	5.0	ug/L	SW846 6020	11/14-11/27/07	KA8H11AN

Dilution Factor: 1
Analysis Time..: 21:58 Analyst ID.....: 400149 Instrument ID..: ICP

MB Lot-Sample #: C7K160000-210 **Prep Batch #...:** 7320210

Mercury	ND	0.20	ug/L	SW846 7470A	11/16/07	KCEDM1AA

Dilution Factor: 1
Analysis Time..: 13:48 Analyst ID.....: 400491 Instrument ID..: HGH

NOTE(S):

Calculations are performed before rounding to avoid round-off errors in calculated results.

B Estimated result. Result is less than RL.

Test America Pittsburgh

- 4 -

INTERFERENCE CHECK SAMPLE

Client: TETRA TECH **SDG No.:** C7K020216

ICS Source: Inorganic Ventures **Instrument ID:** ICPMS

Sample ID Analyte	WL/Mass	Result ug/L	Qual	True Value ug/L	% Recovery	Acceptance Window	Analysis Date	Analysis Time	Run Number
ICSA MET6091-07									
Antimony	121Sb	0				-6.0 - 6.0	11/27/2007	15:15	X71127A, g
Arsenic	75As	0				-3.0 - 3.0	11/27/2007	15:15	X71127A, g
Beryllium	9Be	0				-3.0 - 3.0	11/27/2007	15:15	X71127A, g
Cadmium	111Cd	0				-3.0 - 3.0	11/27/2007	15:15	X71127A, g
Chromium	52Cr	0				-6.0 - 6.0	11/27/2007	15:15	X71127A, g
Copper	65Cu	1				-6.0 - 6.0	11/27/2007	15:15	X71127A, g
Lead	208Pb	0				-3.0 - 3.0	11/27/2007	15:15	X71127A, g
Nickel	60Ni	0				-3.0 - 3.0	11/27/2007	15:15	X71127A, g
Selenium	82Se	0				-15.0 - 15.0	11/27/2007	15:15	X71127A, g
Silver	107Ag	0				-3.0 - 3.0	11/27/2007	15:15	X71127A, g
Thallium	205Tl	0				-3.0 - 3.0	11/27/2007	15:15	X71127A, g
Zinc	66Zn	5				-15.0 - 15.0	11/27/2007	15:15	X71127A, g
ICSAB MET6092-07									
Antimony	121Sb	21.35		20	106.8	80 - 120%	11/27/2007	15:20	X71127A, g
Arsenic	75As	21.15		20	105.8	80 - 120%	11/27/2007	15:20	X71127A, g
Beryllium	9Be	20.84		20	104.2	80 - 120%	11/27/2007	15:20	X71127A, g
Cadmium	111Cd	22.23		20	111.2	80 - 120%	11/27/2007	15:20	X71127A, g
Chromium	52Cr	21.72		20	108.6	80 - 120%	11/27/2007	15:20	X71127A, g
Copper	65Cu	21.29		20	106.4	80 - 120%	11/27/2007	15:20	X71127A, g
Lead	208Pb	21.94		20	109.7	80 - 120%	11/27/2007	15:20	X71127A, g
Nickel	60Ni	21.58		20	107.9	80 - 120%	11/27/2007	15:20	X71127A, g
Selenium	82Se	50.41		50	100.8	80 - 120%	11/27/2007	15:20	X71127A, g
Silver	107Ag	22.62		20	113.1	80 - 120%	11/27/2007	15:20	X71127A, g
Thallium	205Tl	21.87		20	109.4	80 - 120%	11/27/2007	15:20	X71127A, g
Zinc	66Zn	27.08		25	108.3	80 - 120%	11/27/2007	15:20	X71127A, g

LABORATORY CONTROL SAMPLE DATA REPORT

TOTAL Metals

Client Lot #...: C7K020216 **Matrix.....:** WATER

PARAMETER	SPIKE AMOUNT	MEASURED AMOUNT	UNITS	PERCNT RECVRY	METHOD	PREPARATION-ANALYSIS DATE	WORK ORDER #
LCS Lot-Sample#: C7K140000-317 **Prep Batch #...:** 7318317							
Silver	50.0	49.2	ug/L	98	SW846 6020	11/14-11/27/07	KA8JK1AV
			Dilution Factor: 1		Analysis Time..: 19:43	Analyst ID.....: 400149	
			Instrument ID..: ICPMS				
Arsenic	40.0	34.3	ug/L	86	SW846 6020	11/14-11/27/07	KA8JK1AW
			Dilution Factor: 1		Analysis Time..: 19:43	Analyst ID.....: 400149	
			Instrument ID..: ICPMS				
Beryllium	50.0	42.9	ug/L	86	SW846 6020	11/14-11/27/07	KA8JK1A0
			Dilution Factor: 1		Analysis Time..: 19:43	Analyst ID.....: 400149	
			Instrument ID..: ICPMS				
Cadmium	50.0	45.5	ug/L	91	SW846 6020	11/14-11/27/07	KA8JK1A1
			Dilution Factor: 1		Analysis Time..: 19:43	Analyst ID.....: 400149	
			Instrument ID..: ICPMS				
Chromium	200	198	ug/L	99	SW846 6020	11/14-11/27/07	KA8JK1A3
			Dilution Factor: 1		Analysis Time..: 19:43	Analyst ID.....: 400149	
			Instrument ID..: ICPMS				
Copper	250	249	ug/L	100	SW846 6020	11/14-11/27/07	KA8JK1A4
			Dilution Factor: 1		Analysis Time..: 19:43	Analyst ID.....: 400149	
			Instrument ID..: ICPMS				
Nickel	500	498	ug/L	100	SW846 6020	11/14-11/27/07	KA8JK1A5
			Dilution Factor: 1		Analysis Time..: 19:43	Analyst ID.....: 400149	
			Instrument ID..: ICPMS				
Lead	20.0	19.8	ug/L	99	SW846 6020	11/14-11/27/07	KA8JK1A6
			Dilution Factor: 1		Analysis Time..: 19:43	Analyst ID.....: 400149	
			Instrument ID..: ICPMS				
Selenium	10.0	8.26	ug/L	83	SW846 6020	11/14-11/27/07	KA8JK1A7
			Dilution Factor: 1		Analysis Time..: 19:43	Analyst ID.....: 400149	
			Instrument ID..: ICPMS				
Thallium	50.0	48.4	ug/L	97	SW846 6020	11/14-11/27/07	KA8JK1A8
			Dilution Factor: 1		Analysis Time..: 19:43	Analyst ID.....: 400149	
			Instrument ID..: ICPMS				

(Continued on next page)

LABORATORY CONTROL SAMPLE DATA REPORT

TOTAL Metals

Client Lot #...: C7K020216 **Matrix.....:** WATER

PARAMETER	SPIKE AMOUNT	MEASURED AMOUNT	UNITS	PERCNT RECVRY	METHOD	PREPARATION-ANALYSIS DATE	WORK ORDER #
Antimony	500	432	ug/L	86	SW846 6020	11/14-11/27/07	KA8JK1A9
			Dilution Factor: 1		Analysis Time..: 19:43	Analyst ID.....: 400149	
			Instrument ID..: ICPMS				
Zinc	500	423	ug/L	85	SW846 6020	11/14-11/27/07	KA8JK1CC
			Dilution Factor: 1		Analysis Time..: 19:43	Analyst ID.....: 400149	
			Instrument ID..: ICPMS				

LCS Lot-Sample#: C7K140000-436 **Prep Batch #...:** 7318436

Mercury	2.50	2.46	ug/L	98	SW846 7470A	11/14/07	KA9AJ1AC
			Dilution Factor: 1		Analysis Time..: 19:34	Analyst ID.....: 400491	
			Instrument ID..: HGHYDRA				

NOTE(S):

Calculations are performed before rounding to avoid round-off errors in calculated results.

LABORATORY CONTROL SAMPLE DATA REPORT

DISSOLVED Metals

Client Lot #...: C7K020216 **Matrix.....:** WATER

PARAMETER	SPIKE AMOUNT	MEASURED AMOUNT	UNITS	PERCNT RECVRY	METHOD	PREPARATION-ANALYSIS DATE	WORK ORDER #
LCS Lot-Sample#: C7K140000-307 **Prep Batch #...:** 7318307							
Silver	50.0	50.9	ug/L	102	SW846 6020	11/14-11/27/07	KA8H11AP
			Dilution Factor: 1		Analysis Time..: 22:14	Analyst ID.....: 400149	
			Instrument ID..: ICPMS				
Arsenic	40.0	35.2	ug/L	88	SW846 6020	11/14-11/27/07	KA8H11AQ
			Dilution Factor: 1		Analysis Time..: 22:14	Analyst ID.....: 400149	
			Instrument ID..: ICPMS				
Beryllium	50.0	45.0	ug/L	90	SW846 6020	11/14-11/27/07	KA8H11AR
			Dilution Factor: 1		Analysis Time..: 22:14	Analyst ID.....: 400149	
			Instrument ID..: ICPMS				
Cadmium	50.0	46.9	ug/L	94	SW846 6020	11/14-11/27/07	KA8H11AT
			Dilution Factor: 1		Analysis Time..: 22:14	Analyst ID.....: 400149	
			Instrument ID..: ICPMS				
Chromium	200	200	ug/L	100	SW846 6020	11/14-11/27/07	KA8H11AU
			Dilution Factor: 1		Analysis Time..: 22:14	Analyst ID.....: 400149	
			Instrument ID..: ICPMS				
Copper	250	254	ug/L	101	SW846 6020	11/14-11/27/07	KA8H11AV
			Dilution Factor: 1		Analysis Time..: 22:14	Analyst ID.....: 400149	
			Instrument ID..: ICPMS				
Nickel	500	507	ug/L	101	SW846 6020	11/14-11/27/07	KA8H11AW
			Dilution Factor: 1		Analysis Time..: 22:14	Analyst ID.....: 400149	
			Instrument ID..: ICPMS				
Lead	20.0	19.2	ug/L	96	SW846 6020	11/14-11/27/07	KA8H11AX
			Dilution Factor: 1		Analysis Time..: 22:14	Analyst ID.....: 400149	
			Instrument ID..: ICPMS				
Antimony	500	451	ug/L	90	SW846 6020	11/14-11/27/07	KA8H11A0
			Dilution Factor: 1		Analysis Time..: 22:14	Analyst ID.....: 400149	
			Instrument ID..: ICPMS				
Selenium	10.0	9.07	ug/L	91	SW846 6020	11/14-11/27/07	KA8H11A1
			Dilution Factor: 1		Analysis Time..: 22:14	Analyst ID.....: 400149	
			Instrument ID..: ICPMS				

(Continued on next page)

LABORATORY CONTROL SAMPLE DATA REPORT

DISSOLVED Metals

Client Lot #...: C7K020216 **Matrix.....:** WATER

PARAMETER	SPIKE AMOUNT	MEASURED AMOUNT	UNITS	PERCNT RECVRY	METHOD	PREPARATION-ANALYSIS DATE	WORK ORDER #
Thallium	50.0	47.4	ug/L	95	SW846 6020	11/14-11/27/07	KA8H11A2
			Dilution Factor: 1		Analysis Time..: 22:14	Analyst ID.....: 400149	
			Instrument ID..: ICPMS				
Zinc	500	449	ug/L	90	SW846 6020	11/14-11/27/07	KA8H11A3
			Dilution Factor: 1		Analysis Time..: 22:14	Analyst ID.....: 400149	
			Instrument ID..: ICPMS				

LCS Lot-Sample#: C7K160000-210 **Prep Batch #...:** 7320210

Mercury	2.50	2.61	ug/L	104	SW846 7470A	11/16/07	KCEDM1AC
			Dilution Factor: 1		Analysis Time..: 13:50	Analyst ID.....: 400491	
			Instrument ID..: HGHYDRA				

NOTE(S):

Calculations are performed before rounding to avoid round-off errors in calculated results.

MATRIX SPIKE SAMPLE DATA REPORT

TOTAL Metals

Client Lot #...: C7K020216 **Matrix.....:** WATER
Date Sampled...: 11/01/07 **Date Received..:** 11/02/07

PARAMETER	SAMPLE AMOUNT	SPIKE AMT	MEASRD AMOUNT	UNITS	PERCNT RECVRY	RPD	METHOD	PREPARATION-ANALYSIS DATE	WORK ORDER #
MS Lot-Sample #: C7K020133-001 **Prep Batch #...:** 7318317									
Antimony									
	0.15	500	442	ug/L	88		SW846 6020	11/14-11/27/07	KAD6H1C7
	0.15	500	446	ug/L	89	0.76	SW846 6020	11/14-11/27/07	KAD6H1C8
			Dilution Factor: 1						
			Analysis Time..: 20:00		Instrument ID..: ICPMS			Analyst ID.....: 400149	
			MS Run #.....: 7318166						
Arsenic									
	ND	40.0	33.4	ug/L	84		SW846 6020	11/14-11/27/07	KAD6H1CG
	ND	40.0	33.2	ug/L	83	0.54	SW846 6020	11/14-11/27/07	KAD6H1CH
			Dilution Factor: 1						
			Analysis Time..: 20:00		Instrument ID..: ICPMS			Analyst ID.....: 400149	
			MS Run #.....: 7318166						
Beryllium									
	ND	50.0	42.7	ug/L	85		SW846 6020	11/14-11/27/07	KAD6H1CL
	ND	50.0	42.7	ug/L	85	0.07	SW846 6020	11/14-11/27/07	KAD6H1CM
			Dilution Factor: 1						
			Analysis Time..: 20:00		Instrument ID..: ICPMS			Analyst ID.....: 400149	
			MS Run #.....: 7318166						
Cadmium									
	ND	50.0	45.6	ug/L	91		SW846 6020	11/14-11/27/07	KAD6H1CN
	ND	50.0	46.4	ug/L	93	1.6	SW846 6020	11/14-11/27/07	KAD6H1CP
			Dilution Factor: 1						
			Analysis Time..: 20:00		Instrument ID..: ICPMS			Analyst ID.....: 400149	
			MS Run #.....: 7318166						
Chromium									
	1.0	200	203	ug/L	101		SW846 6020	11/14-11/27/07	KAD6H1CT
	1.0	200	197	ug/L	98	2.6	SW846 6020	11/14-11/27/07	KAD6H1CU
			Dilution Factor: 1						
			Analysis Time..: 20:00		Instrument ID..: ICPMS			Analyst ID.....: 400149	
			MS Run #.....: 7318166						
Copper									
	0.52	250	242	ug/L	97		SW846 6020	11/14-11/27/07	KAD6H1CV
	0.52	250	239	ug/L	95	1.5	SW846 6020	11/14-11/27/07	KAD6H1CW
			Dilution Factor: 1						
			Analysis Time..: 20:00		Instrument ID..: ICPMS			Analyst ID.....: 400149	
			MS Run #.....: 7318166						

(Continued on next page)

MATRIX SPIKE SAMPLE DATA REPORT

TOTAL Metals

Client Lot #...: C7K020216 **Matrix.....:** WATER
Date Sampled...: 11/01/07 **Date Received..:** 11/02/07

PARAMETER	SAMPLE AMOUNT	SPIKE AMT	MEASRD AMOUNT	UNITS	PERCNT RECVRY	RPD	METHOD	PREPARATION-ANALYSIS DATE	WORK ORDER #
Lead									
	0.12	20.0	20.3	ug/L	101		SW846 6020	11/14-11/27/07	KAD6H1C1
	0.12	20.0	20.2	ug/L	100	0.44	SW846 6020	11/14-11/27/07	KAD6H1C2
			Dilution Factor: 1						
			Analysis Time..: 20:00		Instrument ID..: ICPMS			Analyst ID.....: 400149	
			MS Run #.....: 7318166						
Nickel									
	3.0	500	498	ug/L	99		SW846 6020	11/14-11/27/07	KAD6H1CX
	3.0	500	492	ug/L	98	1.1	SW846 6020	11/14-11/27/07	KAD6H1C0
			Dilution Factor: 1						
			Analysis Time..: 20:00		Instrument ID..: ICPMS			Analyst ID.....: 400149	
			MS Run #.....: 7318166						
Selenium									
	ND	10.0	8.16	ug/L	82		SW846 6020	11/14-11/27/07	KAD6H1C3
	ND	10.0	7.50	ug/L	75	8.5	SW846 6020	11/14-11/27/07	KAD6H1C4
			Dilution Factor: 1						
			Analysis Time..: 20:00		Instrument ID..: ICPMS			Analyst ID.....: 400149	
			MS Run #.....: 7318166						
Silver									
	ND	50.0	48.7	ug/L	97		SW846 6020	11/14-11/27/07	KAD6H1CE
	ND	50.0	49.6	ug/L	99	1.7	SW846 6020	11/14-11/27/07	KAD6H1CF
			Dilution Factor: 1						
			Analysis Time..: 20:00		Instrument ID..: ICPMS			Analyst ID.....: 400149	
			MS Run #.....: 7318166						
Thallium									
	0.24	50.0	49.8	ug/L	99		SW846 6020	11/14-11/27/07	KAD6H1C5
	0.24	50.0	49.6	ug/L	99	0.40	SW846 6020	11/14-11/27/07	KAD6H1C6
			Dilution Factor: 1						
			Analysis Time..: 20:00		Instrument ID..: ICPMS			Analyst ID.....: 400149	
			MS Run #.....: 7318166						
Zinc									
	19.6	500	436	ug/L	83		SW846 6020	11/14-11/27/07	KAD6H1DC
	19.6	500	431	ug/L	82	1.2	SW846 6020	11/14-11/27/07	KAD6H1DD
			Dilution Factor: 1						
			Analysis Time..: 20:00		Instrument ID..: ICPMS			Analyst ID.....: 400149	
			MS Run #.....: 7318166						

NOTE(S):

Calculations are performed before rounding to avoid round-off errors in calculated results.

MATRIX SPIKE SAMPLE DATA REPORT

TOTAL Metals

Client Lot #...: C7K020216 **Matrix.....:** WATER
Date Sampled...: 11/01/07 **Date Received..:** 11/02/07

PARAMETER	SAMPLE AMOUNT	SPIKE AMT	MEASRD AMOUNT	UNITS	PERCNT RECVRY	RPD	METHOD	PREPARATION-ANALYSIS DATE	WORK ORDER #
MS Lot-Sample #: C7K020133-003 **Prep Batch #...:** 7318436									
Mercury									
	ND	1.00	0.588 N	ug/L	59		SW846 7470A	11/14/07	KAD7L1A9
	ND	1.00	0.571 N	ug/L	57	2.9	SW846 7470A	11/14/07	KAD7L1CA

Dilution Factor: 1
Analysis Time..: 19:40 Instrument ID..: HGHYDRA Analyst ID.....: 400491
MS Run #.....: 7318234

NOTE(S):

Calculations are performed before rounding to avoid round-off errors in calculated results.

N Spiked analyte recovery is outside stated control limits.

MATRIX SPIKE SAMPLE DATA REPORT

DISSOLVED Metals

Client Lot #...: C7K020216 **Matrix.....:** WATER
Date Sampled...: 10/30/07 **Date Received..:** 11/02/07

PARAMETER	SAMPLE AMOUNT	SPIKE AMT	MEASRD AMOUNT	UNITS	PERCNT RECVRY	RPD	METHOD	PREPARATION-ANALYSIS DATE	WORK ORDER #
MS Lot-Sample #: C7K020216-001 **Prep Batch #...:** 7318307									
Antimony									
	0.33	500	442	ug/L	88		SW846 6020	11/14-11/27/07	KAEX31CT
	0.33	500	434	ug/L	87	1.8	SW846 6020	11/14-11/27/07	KAEX31CU
			Dilution Factor: 1						
			Analysis Time..: 22:31		Instrument ID..: ICPMS			Analyst ID.....: 400149	
			MS Run #.....: 7318162						
Arsenic									
	3.8	40.0	37.9	ug/L	85		SW846 6020	11/14-11/27/07	KAEX31CC
	3.8	40.0	38.2	ug/L	86	0.60	SW846 6020	11/14-11/27/07	KAEX31CD
			Dilution Factor: 1						
			Analysis Time..: 22:31		Instrument ID..: ICPMS			Analyst ID.....: 400149	
			MS Run #.....: 7318162						
Beryllium									
	ND	50.0	43.7	ug/L	87		SW846 6020	11/14-11/27/07	KAEX31CE
	ND	50.0	43.2	ug/L	86	1.2	SW846 6020	11/14-11/27/07	KAEX31CF
			Dilution Factor: 1						
			Analysis Time..: 22:31		Instrument ID..: ICPMS			Analyst ID.....: 400149	
			MS Run #.....: 7318162						
Cadmium									
	ND	50.0	43.3	ug/L	87		SW846 6020	11/14-11/27/07	KAEX31CG
	ND	50.0	43.6	ug/L	87	0.59	SW846 6020	11/14-11/27/07	KAEX31CH
			Dilution Factor: 1						
			Analysis Time..: 22:31		Instrument ID..: ICPMS			Analyst ID.....: 400149	
			MS Run #.....: 7318162						
Chromium									
	3.0	200	194	ug/L	96		SW846 6020	11/14-11/27/07	KAEX31CJ
	3.0	200	194	ug/L	95	0.36	SW846 6020	11/14-11/27/07	KAEX31CK
			Dilution Factor: 1						
			Analysis Time..: 22:31		Instrument ID..: ICPMS			Analyst ID.....: 400149	
			MS Run #.....: 7318162						
Copper									
	4.6	250	221	ug/L	87		SW846 6020	11/14-11/27/07	KAEX31CL
	4.6	250	222	ug/L	87	0.31	SW846 6020	11/14-11/27/07	KAEX31CM
			Dilution Factor: 1						
			Analysis Time..: 22:31		Instrument ID..: ICPMS			Analyst ID.....: 400149	
			MS Run #.....: 7318162						

(Continued on next page)

MATRIX SPIKE SAMPLE DATA REPORT

DISSOLVED Metals

Client Lot #...: C7K020216 **Matrix.....:** WATER
Date Sampled...: 10/30/07 **Date Received..:** 11/02/07

PARAMETER	SAMPLE AMOUNT	SPIKE AMT	MEASRD AMOUNT	UNITS	PERCNT RECVRY	RPD	METHOD	PREPARATION-ANALYSIS DATE	WORK ORDER #
Lead									
	0.17	20.0	20.8	ug/L	103		SW846 6020	11/14-11/27/07	KAEX31CQ
	0.17	20.0	20.6	ug/L	102	0.91	SW846 6020	11/14-11/27/07	KAEX31CR
			Dilution Factor: 1						
			Analysis Time..: 22:31		Instrument ID..: ICPMS			Analyst ID.....: 400149	
			MS Run #.....: 7318162						
Nickel									
	2.1	500	439	ug/L	87		SW846 6020	11/14-11/27/07	KAEX31CN
	2.1	500	443	ug/L	88	0.79	SW846 6020	11/14-11/27/07	KAEX31CP
			Dilution Factor: 1						
			Analysis Time..: 22:31		Instrument ID..: ICPMS			Analyst ID.....: 400149	
			MS Run #.....: 7318162						
Selenium									
	9.2	10.0	20.7	ug/L	116		SW846 6020	11/14-11/27/07	KAEX31CV
	9.2	10.0	21.3	ug/L	122	2.8	SW846 6020	11/14-11/27/07	KAEX31CW
			Dilution Factor: 1						
			Analysis Time..: 22:31		Instrument ID..: ICPMS			Analyst ID.....: 400149	
			MS Run #.....: 7318162						
Silver									
	ND	50.0	44.3	ug/L	89		SW846 6020	11/14-11/27/07	KAEX31A9
	ND	50.0	44.4	ug/L	89	0.29	SW846 6020	11/14-11/27/07	KAEX31CA
			Dilution Factor: 1						
			Analysis Time..: 22:31		Instrument ID..: ICPMS			Analyst ID.....: 400149	
			MS Run #.....: 7318162						
Thallium									
	0.092	50.0	49.8	ug/L	100		SW846 6020	11/14-11/27/07	KAEX31CX
	0.092	50.0	50.4	ug/L	101	0.99	SW846 6020	11/14-11/27/07	KAEX31C0
			Dilution Factor: 1						
			Analysis Time..: 22:31		Instrument ID..: ICPMS			Analyst ID.....: 400149	
			MS Run #.....: 7318162						
Zinc									
	10.4	500	392	ug/L	76		SW846 6020	11/14-11/27/07	KAEX31C1
	10.4	500	392	ug/L	76	0.02	SW846 6020	11/14-11/27/07	KAEX31C2
			Dilution Factor: 1						
			Analysis Time..: 22:31		Instrument ID..: ICPMS			Analyst ID.....: 400149	
			MS Run #.....: 7318162						

NOTE(S):

Calculations are performed before rounding to avoid round-off errors in calculated results.

MATRIX SPIKE SAMPLE DATA REPORT

DISSOLVED Metals

Client Lot #...: C7K020216 **Matrix.....:** WATER
Date Sampled...: 10/30/07 **Date Received..:** 11/02/07

PARAMETER	SAMPLE AMOUNT	SPIKE AMT	MEASRD AMOUNT	UNITS	PERCNT RECVRY	RPD	METHOD	PREPARATION-ANALYSIS DATE	WORK ORDER #
MS Lot-Sample #: C7K020216-003 **Prep Batch #...:** 7320210									
Mercury									
	ND	1.00	1.13	ug/L	113		SW846 7470A	11/16/07	KAE071A9
	ND	1.00	1.14	ug/L	114	0.88	SW846 7470A	11/16/07	KAE071CA

Dilution Factor: 1
Analysis Time..: 13:57 Instrument ID..: HGHYDRA Analyst ID.....: 400491
MS Run #.....: 7320130

NOTE(S):

Calculations are performed before rounding to avoid round-off errors in calculated results.

Test America Pittsburgh

- 9 -

SERIAL DILUTION SAMPLE SUMMARY

Client: TETRA TECH **SDG No.:** C7K020216

Sample ID: KAEX3F **Serial Dilution ID:** FMC 24LF **Client ID:** FMC 24LF

Batch Number: 7318317 **Prep Date:** 11/14/2007 **Matrix:** WATER

Initial Wt/Vol: 50.00 **Final Vol:** 50.0

% Solids: 0.0 **Instrument:** ICPMS

Analyte	Init Dil	Initial Result ug/L	C	Init Date/Time	SD Dil	Serial Result ug/L	C	SD Date/Time	% Diff	Qual	SD Limits
Antimony	1	0.332	J	11/27/2007 22:22:35	5	0.390		11/27/200722:26:51	17.5		10.00 %
Arsenic	1	3.822		11/27/2007 22:22:35	5	4.345	J	11/27/200722:26:51	13.7		10.00 %
Beryllium	1	0.068	U	11/27/2007 22:22:35	5	0.340		11/27/200722:26:51	100.0		10.00 %
Cadmium	1	0.106	U	11/27/2007 22:22:35	5	0.531	U	11/27/200722:26:51			10.00 %
Chromium	1	3.047		11/27/2007 22:22:35	5	6.625	J	11/27/200722:26:51	117.4		10.00 %
Copper	1	4.599		11/27/2007 22:22:35	5	6.330	J	11/27/200722:26:51	37.6		10.00 %
Lead	1	0.173	J	11/27/2007 22:22:35	5	0.160	J	11/27/200722:26:51	7.5		10.00 %
Nickel	1	2.068		11/27/2007 22:22:35	5	2.375	J	11/27/200722:26:51	14.8		10.00 %
Selenium	1	9.156		11/27/2007 22:22:35	5	12.075	J	11/27/200722:26:51	31.9		10.00 %
Silver	1	0.077	U	11/27/2007 22:22:35	5	0.386	U	11/27/200722:26:51			10.00 %
Thallium	1	0.092	J	11/27/2007 22:22:35	5	0.091		11/27/200722:26:51	30.4		10.00 %
Zinc	1	10.410		11/27/2007 22:22:35	5	12.445	J	11/27/200722:26:51	19.5		10.00 %

Test America Pittsburgh
- 10 -
METHOD DETECTION LIMITS

Client: TETRA TECH **SDG No.:** C7K020216

Analyte	Mass	MDL ug/L	CRQL ug/L
ICPMS	**MDL Date:**	3/24/2007	
Antimony	121	0.047	2
Arsenic	75	0.14	1
Beryllium	9	0.068	1
Cadmium	111	0.106	1
Chromium	52	0.11	2
Copper	65	0.14	2
Lead	208	0.020	1
Nickel	60	0.1	1
Selenium	82	0.21	5
Silver	107	0.08	1
Thallium	205	0.018	1
Zinc	66	0.60	5

TestAmerica Pittsburgh

Metals Data Reporting Form

Instrument Detection Limits

Instrument: CVAA **Units:** ppb

Element	Wavelength	Reporting Limit	MDL	Date of MDL
Mercury	253.700	0.2	0.055	3/15/2007

Test America Pittsburgh

- 12 -

LINEAR RANGES

Client: TETRA TECH **SDG No.:** C7K020216

Contract: **Lab Code:** STL Pitt **Case No.:** **SAS No.:**

Instrument ID: ICPMS **Date:** 4/1/2007

Analyte	LDR ug/L
Antimony	12500
Arsenic	4500
Beryllium	7500
Cadmium	12500
Chromium	12500
Copper	12500
Lead	12500
Nickel	12500
Selenium	4500
Silver	2500
Thallium	12500
Zinc	12500

TestAmerica Pittsburgh

Metals Data Reporting Form

Linear Dynamic Ranges

Instrument: CVAA **Units:** ppb

Element	Wavelength /Mass	Linear Range	Date of Linear Range
Mercury	253.70	10	3/15/2007

Test America Pittsburgh

14 - IN

ICP-MS Tune

Lab Name: Test America Pittsburgh Contract:

Lab Code: STL Pitt Case No.: NRAS No.: SDG NO.: C7K020216

ICP-MS Instrument ID: ICPMS Date: 11/27/2007

Element - Mass	Avg. Measured Mass (amu)	Avg. Peak Width at 5% Peak Height (amu)	%RSD
Be 9	8.96218	0.73000	0.6170
Mg 24	24.015041	0.81000	0.8680
Mg 25	25.01583	0.81000	3.2580
Mg 26	26.01259	0.79000	1.1600
Co 59	58.963189	0.86000	1.0380
In 113	112.874404	0.81000	1.7710
In 115	114.87387	0.82000	0.5090
Ce 140	139.875441	0.82000	0.9410
Pb 206	205.944457	0.78000	0.5940
Pb 207	206.945876	0.78000	0.9400
Pb 208	207.946639	0.78000	0.5640

Comments:

TestAmerica Pittsburgh *Metals Preparation Log*

Batch No. 7318317

v1.0.5 - Last Revised 12/30/2005

Method 6020	**Matrix** Water	**Start Time** 1120	**SDG** -
Analyst Danny Mayo	**Date** 11-14-07	**Lot Numbers** C7K020133, C7K020216, C7K020320	
MS STLPA-MS-A, STLPA-MS-C, STLPA-MS-ICPMS			
Lab Lot # Met 5329-07, 5328-07, 5327-07			
Analyst Sign:			

Sample ID	Initial Wt/Vol g/mL	Final Vol mL	Comments
KAD6H	50mL	50mL	DM 11/14/07
KAD6H S			+0.5 mL MS-A, C, ICPMS
KAD6H D			
KAD7H			
KAD7L			
KAE05			
KAE07			
KAE10			
KAE15			
KAE19			
KAE1A			
KAE1D			
KAE1F			
KAE1J			
KAE1K			
KAE1P			
KAE1R			
KAE2E			
KAE2J			
KAEX3			
KAFV7			
KAFXK			
KA8JK B	50mL (DI Hg)		DM 11/14/07
KA8JK C			+0.5 mL MS-A, C, ICPMS
			DM 11/14/07

SAMPLE CODING: B-Blank C-Check L-Check Duplicate S-Matrix Spike D-Matrix Spike Duplicate X-Sample Duplicate

NOTE: Samples marked with an asterisk (*) required filtration after digestion and prior to analysis
Samples marked with a plus sign (+) required additional Conc.HNO3 in digestion process, brown fumes were observed

Reagents: 3 ml Conc HNO3, 6901E09797, J.T. Baker
5 ml 1:1 HCL, Met 6099-07, Standards Log

Hot Plate/Block Temp	Correction Factor
#3 95°C	-0.4°C

Minimum digestion times have been met (analyst initials): DM

Digestate(s)	Date	Time	(Received)	Analyst	Location	Date	Time	(Relinquished)	Analyst	Location
All Above	11/14/07	1100		DM	PR	11/14/07	1705		DM	AG
All Above	11-27-07	1405	WIC	MET103	AG	11-27-07	1720	WIC	MET108	AG

	Lot Number	Manufacturer	
Initial Digestion Vessel:	A706LP019	Environmental Express	**Pipet #:** J0450H
Final Digestion Vessel:	n/a	n/a	**Balance #:** n/a
Filter Paper:	n/a	n/a	Printed on: 14-Nov-07 4:01:38 PM

Reviewed By: 4288 **Date:** 11/14/07

C7K020216

TestAmerica Pittsburgh *Metals Preparation Log* Batch No. 7318307

v1.0.5 - Last Revised 12/30/2005

Method 6020 Diss	**Matrix** Water	**Start Time** 1120	**SDG** -
Analyst Danny Mayo	**Date** 11-14-07	**Lot Numbers** C7K020216	
MS STLPA-MS-C, STLPA-MS-ICPMS			
Lab Lot # -Met 5328-07, 5327-07			
Analyst Sign: [signature]			

Sample ID	Initial Wt/Vol g/mL	Final Vol mL	Comments
KAE05	50mL	50mL	
KAE07			
KAE10			
KAE15			
KAE19			
KAE1A			
KAE1D			
KAE1F			
KAE1J			
KAE1K			
KAE1P			
KAE1R			
KAE2E			
KAE2J			
KAEX3			DM 11/14/07
KAEX3 S			+0.5 mL MS-C, ICPMS
KAEX3 D			
KA8H1 B	50mL DI H_2O		DM 11/14/07
KA8H1 C			+0.5 mL MS-C, ICPMS
			DM 11/14/07

SAMPLE CODING: B-Blank C-Check L-Check Duplicate S-Matrix Spike D-Matrix Spike Duplicate X-Sample Duplicate

NOTE: Samples marked with an asterisk (*) required filtration after digestion and prior to analysis
Samples marked with a plus sign (+) required additional Conc.HNO3 in digestion process, brown fumes were observed

Reagents:
1.5 ml Conc HNO3, 6901E09797, J.T. Baker
1 ml Conc HNO3, 6901E09797, J.T. Baker
2.5 ml Conc HCL, V078E09429, Mallinkrodt

Hot Plate/Block Temp	Correction Factor
#3 95°C	-0.4°C

Minimum digestion times have been met (analyst initials): DM

Digestate(s)	Date	Time	(Received)	Analyst	Location	Date	Time	(Relinquished)	Analyst	Location
All Above	11/14/07	1700		DM	PR	11/14/07	1705		DM	DG
All Above	11-27-07	1405	WIC	METIOS	AG	11-27-07	1720	WIC	METIOS	DG

	Lot Number	Manufacturer	
Initial Digestion Vessel:	A706LP019	Environmental Express	**Pipet #:** J0450H
Final Digestion Vessel:	n/a	n/a	**Balance #:** n/a
Filter Paper:	n/a	n/a	Printed on: 14-Nov-07 4:02:08 PM

Reviewed By: [signature] **Date:** 11/14/07 **MET-90-7318307**

TestAmerica P urgh

Mercury Digestion Log v2 8/11/06

Method(s) 7470A

Logbook ID: MT229

Digestion Start Time: 06:30 | Digestion End Time: 06:45 | Filter Paper Manufacturer / Lot#: | Balance ID:

	Sample ID	Date Received	Prep Date	Prepared by	Wt/ Volume	Sample Type	Run Date	Comments
1.	STD0	N/A	11-16-07	WAN	100ml	WATER	11-16-07	N/A
2.	STD1							MET 6354-07
3.	STD2							6355-07
4.	STD3							6356-07
5.	STD4							6357-07
6.	STD5							6358-07
7.	ICV							↓ 6359-07
8.	ICB							N/A
9.	CRA/RV							MET 6360-07
10.	CCV							↓ 6361-07
11.	CCB							N/A
12.	KCDXABT							↓
13.	KCDXACT							6362-07
14.	KCDXALT	↓						↓ 6363-07
15.	KASNPT	11-13-07						SAMPLES HAD A X10 DILUTION DONE
16.	KASPAT							ON DIGESTION (LIMITED SAMPLE)
17.	KASRLT							↓
18.	KASXET							N/A
19.	KASOWT	↓						↓
20.	KASPTT	11-14-07						
21.	KCACOT	11-15-07						SAMPLE HAD A X10 DILUTION DONE AT DIGESTION (MATRIX)
22.	KCDXEAT	N/A						N/A
23.	KCDXECT	↓						MET 6364-07
24.	KAS9GBT							N/A
25.	KALCHT	11-6-07	↓	↓	↓	↓	↓	↓

11-16-07

Reagents	Volume (mL)	Reference Number	
HNO3	2.5ml	MALLINCKRODT	E23038
H2SO4	5.0ml	↓	E18028
KMNO4	15.0ml	MET 6323-07	
K2S2O4	8.0ml	↓ 6259-07	
NaCL NH2OH Additional volumes indicated per sample as necessary	6.0ml	↓ 6250-07	
Stannous Chloride	N/A	↓ 6116-07	

Autoclave pressure: 15PSI

Autoclave Temperature: 120°C

Waterbath temperature: —

Thermometer ID: —

Extract(s) (record line # from above)	Date	Time	Extract(s) Received	Analyst	Location	Date	Time	Extract(s) Relinquished	Analyst	Location
			WAH	11-16-07						

TestAmerica P urgh

Mercury Digestion Log v2 8/11/06

Method(s) 7470A

Logbook ID: MT2294

Digestion Start Time: 1200 | Digestion End Time: 1215 | Filter Paper Manufacturer / Lot#: | Balance ID:

	Sample ID	Date Received	Prep Date	Prepared by	Wt/ Volume	Sample Type	Run Date	Comments
1.	KCEDMBF KCEDMCF	N/A	11-16-07	JNS	100 mls	WATER	11-16-07	MET 6369-07
2.	KAEX3F	10-30-07						N/A
3.	KAE05F							
4.	KAE07F							
5.	KAE07SF							Hml MET 6352-07
6.	KAE07DF							Hml MET 6352-07
7.	KAE1AF							N/A
8.	KAE1DF							
9.	KAE1FF							
10.	KAE1JF	10-31-07						
11.	KAE1KF							
12.	KAE1PF							
13.	KAE1RF							
14.	KAE10F							
15.	KAE15F							
16.	KAE19F							
17.	KAE2EF	11-1-07						
18.	KAE2JF							
19.	KAWVTF	11-8-07						
20.	KAWVOF							
21.	KAWV7F							
22.	KAWWDF							
23.	KAWWHF							
24.	KCEEPBT	N/A						
25.	KCEEPCT							MET 6370-07

Reagents	Volume (mL)	Reference Number	
HNO3	2.5 mls	MALLINCKRODT	E23038
H2SO4	5.0 mls		E18028
KMNO4	15.0 mls	Met	6351-07
K2S2O4	8.0 mls		6299-07
NaCL NH2OH Additional volumes indicated per sample as necessary	6.0 mls		6324-07
Stannous Chloride	N/A		6116-07

Autoclave pressure: 15 psi

Autoclave Temperature: 120 °C

Waterbath temperature: —

Thermometer ID: —

Extract(s) (record line # from above)	Date	Time	Extract(s) Received	Analyst	Location	Date	Time	Extract(s) Relinquished	Analyst	Location
JNS										11-16-07

printed on: 24-Oct-07 12:31:55 PM

*-Sample required filtration step after digestion

TestAmerica P urgh

Mercury Digestion Log v2 8/11/06

Method(s) 7470A

Logbook ID: MT2290

Digestion Start Time: 1200 | Digestion End Time: 1215 | Filter Paper Manufacturer / Lot#: | Balance ID:

	Sample ID	Date Received	Prep Date	Prepared by	WW Volume	Sample Type	Run Date	Comments
1.	KA58FBT	11-14-07	11-16-07	JWS	100mls	WATER	11-16-07	N/A
2.	KA313T							+5ml MET 6352-07
3.	KA313ST							+5ml MET 6352 07
4.	KA313DT							N/A
5.	KCEERBT	N/A						MET 6371-07
6.	KCEERCT							N/A
7.	KA57PBT	11-14-07						+5ml MET 6352 07
8.	KAJ24T							+5ml MET 6352 07
9.	KAJ24ST							N/A
10.	KAJ24DT							MET 6372-07
11.	KCED6B	N/A						MET 6373-07
12.	KCED6C							N/A
13.	KCED6L							
14.	KAAJC	10-31-07						
15.	KAAJ5							
16.	KAAJ7							
17.	KAAJ9							
18.	KAAKC/2				50/100mls			DILUTION DUE TO LIMITED SAMPLE
19.	KAAKG/2							
20.	KAAKH/2							
21.	KAAKJ				100mls			N/A
22.	KAAKK							
23.	KAAKL							
24.	KAAKN/2				50/100mls			
25.	KAAKQ/2							DILUTION DUE TO LIMITED SAMPLE

Reagents	Volume (mL)	Reference Number	
HNO3	2.5mls	MALLINCKRODT	EZ3038
H2SO4	5.0mls		E18028
KMNO4	15.0mls	MET 6351-07	
K2S2O4	8.0mls	6299-07	
NaCL NH2OH Additional volumes indicated per sample as necessary	6.0mls	6324-07	
Stannous Chloride	N/A	6116-07	

Autoclave pressure: 15PSI

Autoclave Temperature: 120 C

Waterbath temperature: —

Thermometer ID: —

Extract(s) (record line # from above)	Date	Time	Extract(s) Received	Analyst	Location	Date	Time	Extract(s) Relinquished	Analyst	Location
1-25	11-16-07								JWS	

TestAmerica P' urgh

Mercury Digestion Log v2 8/11/06

Method(s) 7470A

Logbook ID: MT2294

Digestion Start Time: 1645 | Digestion End Time: 1700 | Filter Paper Manufacturer / Lot#: | Balance ID:

	Sample ID	Date Received	Prep Date	Prepared by	W/ Volume	Sample Type	Run Date	Comments
1.	STD0	N/A	11-14-07	JNS	100ml/s	Water	11-14-07	N/A
2.	STD1	↓	↓	↓	↓	↓	↓	MET 6313-07
3.	STD2							MET 6314-07
4.	STD3							MET 6315-07
5.	STD4							MET 6316-07
6.	STD5							MET 6317-07
7.	ICV							MET 6318-07
8.	ICB							N/A
9.	CRA/RLV							MET 6319-07
10.	CCV							MET 6320-07
11.	CCB							N/A
12.	KA89MB							↓
13.	KA89MC	↓						MET 6321-07
14.	J9XN1	10-25-07						N/A
15.	J9XN1S	↓						+1ml MET 6300-07
16.	J9XN1D							+1ml MET 6300-07
17.	J9XPP	↓						N/A
18.	J945G	10-29-07						↓
19.	J945L	↓						
20.	J9772	10-30-07						↓
21.	J97725	↓						+1ml MET 6300-07
22.	J9772D							+1ml MET 6300-07
23.	J9779							N/A
24.	J978D							↓
25.	J978E	↓	↓	↓	↓	↓	↓	↓

Reagents	Volume (mL)	Reference Number	
HNO3	2.5ml	MALLINCKRODT	E23038
H2SO4	5.0ml	↓	E18028
KMNO4	15.0ml	Met 6268-07	
K2S2O4	8.0ml	6236-07	
NaCL NH2OH Additional volumes indicated per sample as necessary	10.0ml	6250-07	
Stannous Chloride	N/A	↓ 6116-07	

Autoclave pressure: 15psi

Autoclave Temperature: 120 C

Waterbath temperature: —

Thermometer ID: —

Extract(s) (record line # from above)	Date	Time	Extract(s) Received	Analyst	Location	Date	Time	Extract(s) Relinquished	Analyst	Location
				JNS		11-14-07				

printed on: 24-Oct-07 12:31:55 PM

*-Sample required filtration step after digestion

TestAmerica P urgh

Mercury Digestion Log v2 8/11/06

Method(s) 7470A

Logbook ID: MT2294

Digestion Start Time: 1645 | Digestion End Time: 1700 | Filter Paper Manufacturer / Lot#: | Balance ID:

	Sample ID	Date Received	Prep Date	Prepared by	Wt/ Volume	Sample Type	Run Date	Comments
1.	J979E	10-30-07	11-1-07	JWS	100mls	WATER	11-1-07	N/A
2.	KAAVJ	10-31-07						
3.	KAAV8							
4.	KAAWC							
5.	KAAWG							
6.	KAA6W							
7.	KAFJ8	10-31-07						
8.	KAFKC							
9.	KAFN3	10-29-07						
10.	KAFN9							
11.	KA9AJB	N/A						
12.	KA9AJC							MET 6322-07
13.	KAD6H	11-1-07						N/A
14.	KAD7H							
15.	KAD7L							
16.	KAD7LS							+1ml MET 6300-07
17.	KAD7LD							+1ml MET 6300-07
18.	KAEX3	10-30-07						N/A
19.	KAE05							
20.	KAE07							
21.	KAE1A							
22.	KAE1D							
23.	KAE1F							
24.	KAE1J	10-31-07						
25.	KAE1K							

Reagents	Volume (mL)	Reference Number	
HNO3	2.5ml	MALLINCKRODT	E23038
H2SO4	5.0ml		E18028
KMNO4	15.0ml	Met	6268-07
K2S2O4	8.0ml		6236-07
NaCL NH2OH Additional volumes indicated per sample as necessary	6.0ml		6250-07
Stannous Chloride	N/A		6116-07

Autoclave pressure: 15PSi

Autoclave Temperature: 120 C

Waterbath temperature: —

Thermometer ID: —

Extract(s) (record line # from above)	Date	Time	Extract(s) Received	Analyst	Location	Date	Time	Extract(s) Relinquished	Analyst	Location
1-25										
JWS										
										11-1-07

printed on: 24-Oct-07 12:31:55 PM

*-Sample required filtration step after digestion

TestAmerica P burgh

Mercury Digestion Log v2 8/11/06

Method(s) 7470A

Logbook ID: MT229/

Digestion Start Time: 1645 | Digestion End Time: 1700 | Filter Paper Manufacturer / Lot#: | Balance ID:

	Sample ID	Date Received	Prep Date	Prepared by	Wt/ Volume	Sample Type	Run Date	Comments
1.	KAEIP	10-31-07	11-14-07	JWS	100mls	WATER	11-14-07	N/A
2.	KAEIR							
3.	KAEIO							
4.	KAEI5							
5.	KAEI9							
6.	KAEZE	11-1-07						
7.	KAEZJ							
8.	KAE63							
9.	KAWVO	11-8-07						
10.								
11.								
12.								
13.								
14.								11-14-07
15.								
16.					JWS			
17.								
18.								
19.								
20.								
21.								
22.								
23.								
24.								
25.								

Reagents	Volume (mL)	Reference Number	
HNO3	2.5ml	MALLINCKRODT	E23038
H2SO4	5.0ml	+ +	E18028
KMNO4	15.0ml	Met 6268-07	
K2S2O4	8.0ml	6236-07	
NaCL NH2OH Additional volumes indicated per sample as necessary	6.0ml	6250-07	
Stannous Chloride	N/A	6116-07	

Autoclave pressure: 15psi

Autoclave Temperature: 120 c

Waterbath temperature: —

Thermometer ID: —

Extract(s) (record line # from above)	Date	Time	Extract(s) Received	Analyst	Location	Date	Time	Extract(s) Relinquished	Analyst	Location
1-25 JWS										11-14-07

Printed on: 24-Oct-07 12:31:55 PM

*-Sample required filtration step after digestion

Sample List

No	Label	Type	Weight	Rack	Row	Col	Height
1	PERFORMANCE REPORT	Instrument Setup	1.000	1	1	1	155
2	STD1	Blank	1.000	0	1	1	155
3	STD2X MET6087-07	Fully Quant Standard	1.000	0	1	2	155
4	STD3X MET6088-07	Fully Quant Standard	1.000	0	1	3	155
5	ICV1 MET6089-07	QC Sample	1.000	0	1	5	155
6	ICB1	QC Sample	1.000	0	1	1	155
7	CRI MET6090-07	QC Sample	1.000	0	1	6	155
8	ICSA MET6091-07	QC Sample	1.000	0	1	7	155
9	ICSAB MET6092-07	QC Sample	1.000	0	1	8	155
10	CCV1-1 MET6093-07	QC Sample	1.000	0	1	4	155
11	CCB1	QC Sample	1.000	0	1	1	155
12	KA60KB	Unknown	1.000	1	1	2	155
13	KA60KC	Unknown	1.000	1	1	3	155
14	KAE63	Unknown	1.000	1	1	4	155
15	KANEV	Unknown	1.000	1	1	5	155
16	KANE2	Unknown	1.000	1	1	6	155
17	KANE6	Unknown	1.000	1	1	7	155
18	KANFJ	Unknown	1.000	1	1	8	155
19	KANFL	Unknown	1.000	1	1	9	155
20	KANFN	Unknown	1.000	1	1	10	155
21	KANFT	Unknown	1.000	1	1	11	155
22	CCV1-2	QC Sample	1.000	0	1	4	155
23	CCB2	QC Sample	1.000	0	1	1	155
24	KANFTP5	Unknown	1.000	1	1	12	155
25	KANFTS	Unknown	1.000	1	2	1	155
26	KANFTD	Unknown	1.000	1	2	2	155
27	KANFX	Unknown	1.000	1	2	3	155
28	KANGF	Unknown	1.000	1	2	4	155
29	KANGP	Unknown	1.000	1	2	5	155
30	KANG3	Unknown	1.000	1	2	6	155
31	KANG5	Unknown	1.000	1	2	7	155
32	KANG7	Unknown	1.000	1	2	8	155
33	KANHA	Unknown	1.000	1	2	9	155
34	CCV1-3	QC Sample	1.000	0	1	4	155
35	CCB3	QC Sample	1.000	0	1	1	155
36	KANHD	Unknown	1.000	1	2	10	155
37	KA6XHB	Unknown	1.000	1	2	11	155
38	KA6XHC	Unknown	1.000	1	2	12	155
39	KAE6J	Unknown	1.000	1	3	1	155
40	KAE6X	Unknown	1.000	1	3	2	155
41	KAE61	Unknown	1.000	1	3	3	155
42	KAE64	Unknown	1.000	1	3	4	155
43	KAE69	Unknown	1.000	1	3	5	155
44	KAE7A	Unknown	1.000	1	3	6	155
45	KAE7D	Unknown	1.000	1	3	7	155
46	CCV1-4	QC Sample	1.000	0	1	4	155
47	CCB4	QC Sample	1.000	0	1	1	155
48	KAE7F	Unknown	1.000	1	3	8	155
49	KAE7H	Unknown	1.000	1	3	9	155
50	KANF0	Unknown	1.000	1	3	10	155
51	KANF3	Unknown	1.000	1	3	11	155
52	KANF4	Unknown	1.000	1	3	12	155
53	KANF4P5	Unknown	1.000	1	4	1	155
54	KANF4S	Unknown	1.000	1	4	2	155
55	KANF4D	Unknown	1.000	1	4	3	155
56	KANF5	Unknown	1.000	1	4	4	155
57	KANF6	Unknown	1.000	1	4	5	155
58	CCV1-5	QC Sample	1.000	0	1	4	155
59	CCB5	QC Sample	1.000	0	1	1	155
60	KANF8	Unknown	1.000	1	4	6	155
61	KANF9	Unknown	1.000	1	4	7	155
62	KANGA	Unknown	1.000	1	4	8	155
63	KANGE	Unknown	1.000	1	4	9	155
64	KA8JKB	Unknown	1.000	1	4	10	155
65	KA8JKC	Unknown	1.000	1	4	11	155
66	KAD6H	Unknown	1.000	1	4	12	155
67	KAD6HP5	Unknown	1.000	1	5	1	155

68	KAD6HS	Unknown	1.000	1	5	2	155
69	KAD6HD	Unknown	1.000	1	5	3	155
70	CCV1-6	QC Sample	1.000	0	1	4	155
71	CCB6	QC Sample	1.000	0	1	1	155
72	KAD7H	Unknown	1.000	1	5	4	155
73	KAD7L	Unknown	1.000	1	5	5	155
74	KAE05	Unknown	1.000	1	5	6	155
75	KAE07	Unknown	1.000	1	5	7	155
76	KAE1A	Unknown	1.000	1	5	8	155
77	KAE1D	Unknown	1.000	1	5	9	155
78	KAE1F	Unknown	1.000	1	5	10	155
79	KAE1J	Unknown	1.000	1	5	11	155
80	KAE1K	Unknown	1.000	1	5	12	155
81	KAE1P	Unknown	1.000	2	1	1	155
82	CCV1-7	QC Sample	1.000	0	1	4	155
83	CCB7	QC Sample	1.000	0	1	1	155
84	KAE1R	Unknown	1.000	2	1	2	155
85	KAE10	Unknown	1.000	2	1	3	155
86	KAE15	Unknown	1.000	2	1	4	155
87	KAE19	Unknown	1.000	2	1	5	155
88	KAE2E	Unknown	1.000	2	1	6	155
89	KAE2J	Unknown	1.000	2	1	7	155
90	KAEX3	Unknown	1.000	2	1	8	155
91	KAFV7	Unknown	1.000	2	1	9	155
92	KAFXK	Unknown	1.000	2	1	10	155
93	KA8H1BF	Unknown	1.000	2	1	11	155
94	CCV1-8	QC Sample	1.000	0	1	4	155
95	CCB8	QC Sample	1.000	0	1	1	155
96	KA8H1CF	Unknown	1.000	2	1	12	155
97	KAEX3F	Unknown	1.000	2	2	1	155
98	KAEX3P5F	Unknown	1.000	2	2	2	155
99	KAEX3SF	Unknown	1.000	2	2	3	155
100	KAEX3DF	Unknown	1.000	2	2	4	155
101	KAE05F	Unknown	1.000	2	2	5	155
102	KAE07F	Unknown	1.000	2	2	6	155
103	KAE1AF	Unknown	1.000	2	2	7	155
104	KAE1DF	Unknown	1.000	2	2	8	155
105	KAE1FF	Unknown	1.000	2	2	9	155
106	CCV1-9	QC Sample	1.000	0	1	4	155
107	CCB9	QC Sample	1.000	0	1	1	155
108	KAE1JF	Unknown	1.000	2	2	10	155
109	KAE1KF	Unknown	1.000	2	2	11	155
110	KAE1PF	Unknown	1.000	2	2	12	155
111	KAE1RF	Unknown	1.000	2	3	1	155
112	KAE10F	Unknown	1.000	2	3	2	155
113	KAE15F	Unknown	1.000	2	3	3	155
114	KAE19F	Unknown	1.000	2	3	4	155
115	KAE2EF	Unknown	1.000	2	3	5	155
116	KAE2JF	Unknown	1.000	2	3	6	155
117	CCV1-10	QC Sample	1.000	0	1	4	155
118	CCB10	QC Sample	1.000	0	1	1	155

FMC 11
total metals
rep result for As
3.60 ug/L

KAE1A 11/27/2007 8:37:52 PM
User Pre-dilution: 1.000

Run	Time	6Li	9Be	10B	11B	13C	23Na	25Mg	26Mg
		ppb	ppb	ppb	ppb	ppb	ppb	ppb	ppb
1	20:38:35	73.486%	0.012	770.800	814.200	0.000	1006000.000	266500.000	271200.000
2	20:39:18	69.706%	-0.002	774.100	838.700	0.000	1040000.000	274000.000	279200.000
3	20:40:01	67.693%	-0.010	792.300	837.800	0.000	1072000.000	272200.000	279900.000
x		70.295%	-0.000	779.100	830.200	0.000	1039000.000	270900.000	276800.000
σ		2.941%	0.012	11.570	13.870	0.000	33310.000	3889.000	4824.000
%RSD		4.184	21460.000	1.485	1.671	0.000	3.205	1.435	1.743

Run	Time	27Al	28Si	37Cl	39K	43Ca	44Ca	45Sc	47Ti
		ppb	ppb	ppb	ppb	ppb	ppb	ppb	ppb
1	20:38:35	257.600	2407.000	0.000	82600.000	91670.000	96040.000	68.096%	4.047
2	20:39:18	259.000	2298.000	0.000	80790.000	90860.000	96420.000	67.389%	3.790
3	20:40:01	271.100	2500.000	0.000	83590.000	92230.000	96470.000	65.286%	3.806
x		262.600	2402.000	0.000	82330.000	91590.000	96310.000	66.924%	3.881
σ		7.426	101.000	0.000	1418.000	686.700	234.400	1.461%	0.144
%RSD		2.828	4.207	0.000	1.723	0.750	0.243	2.184	3.711

Run	Time	51V	52Cr	55Mn	56Fe	57Fe	59Co	60Ni	63Cu
		ppb	ppb	ppb	ppb	ppb	ppb	ppb	ppb
1	20:38:35	1.337	3.014	64.810	306.000	546.300	0.738	2.475	9.173
2	20:39:18	2.466	2.791	62.630	296.300	518.900	0.812	2.436	9.147
3	20:40:01	-0.898	3.058	65.300	305.900	535.100	0.810	2.402	9.318
x		0.968	2.954	64.240	302.700	533.400	0.786	2.438	9.213
σ		1.712	0.143	1.423	5.573	13.740	0.042	0.037	0.093
%RSD		176.800	4.849	2.215	1.841	2.577	5.395	1.504	1.004

Run	Time	65Cu	66Zn	68Zn	75As	78Se	82Se	88Sr	89Y
		ppb	ppb	ppb	ppb	ppb	ppb	ppb	ppb
1	20:38:35	5.466	15.210	15.640	3.672	2.260	9.885	1574.000	65.646%
2	20:39:18	5.349	15.780	15.690	3.291	2.197	10.900	1575.000	66.205%
3	20:40:01	5.460	16.330	15.090	3.873	1.474	9.985	1596.000	65.120%
x		5.425	15.770	15.470	3.612	1.977	10.260	1582.000	65.657%
σ		0.066	0.562	0.335	0.295	0.437	0.562	12.000	0.543%
%RSD		1.210	3.566	2.163	8.179	22.090	5.473	0.759	0.826

Run	Time	95Mo	98Mo	103Rh	107Ag	109Ag	111Cd	114Cd	115In
		ppb	ppb	ppb	ppb	ppb	ppb	ppb	ppb
1	20:38:35	3.698	3.695	58.096%	-0.019	-0.015	0.018	0.051	62.778%
2	20:39:18	3.347	3.457	57.455%	0.002	-0.010	0.040	0.049	62.462%
3	20:40:01	3.690	3.672	57.474%	-0.003	-0.015	0.090	0.078	62.989%
x		3.578	3.608	57.675%	-0.007	-0.013	0.050	0.059	62.743%
σ		0.201	0.131	0.365%	0.011	0.003	0.037	0.016	0.265%
%RSD		5.611	3.638	0.633	156.500	21.490	74.520	27.000	0.423

Run	Time	118Sn	121Sb	123Sb	135Ba	137Ba	159Tb	165Ho	203Tl
		ppb	ppb	ppb	ppb	ppb	ppb	ppb	ppb
1	20:38:35	9.454	0.242	0.317	61.770	62.600	70.133%	70.525%	0.012
2	20:39:18	9.341	0.293	0.237	62.420	61.410	70.516%	71.603%	0.018
3	20:40:01	8.808	0.270	0.297	62.520	62.460	70.957%	71.786%	0.018
x		9.201	0.269	0.284	62.240	62.160	70.535%	71.305%	0.016
σ		0.345	0.026	0.042	0.408	0.651	0.413%	0.681%	0.003
%RSD		3.747	9.531	14.780	0.655	1.048	0.585	0.956	21.050

Run	Time	205Tl	206Pb	207Pb	208Pb	209Bi
		ppb	ppb	ppb	ppb	ppb
1	20:38:35	0.009	0.993	1.082	1.031	53.636%
2	20:39:18	0.025	0.984	0.896	0.972	53.806%
3	20:40:01	0.012	1.064	1.037	1.021	54.536%
x		0.015	1.013	1.005	1.008	53.993%
σ		0.008	0.044	0.097	0.031	0.478%
%RSD		53.350	4.318	9.693	3.086	0.885

Line	Conc.	Units	SD/RSD	1	2	3	4	5

*** Sample ID: KAE07 Seq: 51 19:50:59 14 Nov 07 HG

Hg .050 ppb 95

*** Sample ID: KAE1A Seq: 52 19:52:38 14 Nov 07 HG

Hg .058 ppb 134

*** Sample ID: KAE1D Seq: 53 19:54:17 14 Nov 07 HG

Hg .057 ppb 130

*** Sample ID: KAE1F Seq: 54 19:55:55 14 Nov 07 HG

Hg .053 ppb 113

*** Sample ID: KAE1J Seq: 55 19:57:36 14 Nov 07 HG

Hg .055 ppb 122

*** Sample ID: KAE1K Seq: 56 19:59:13 14 Nov 07 HG

Hg .054 ppb 118

*** Sample ID: KAE1P Seq: 57 20:00:52 14 Nov 07 HG

Hg .053 ppb 110

*** Sample ID: CCV6-5 Seq: 58 20:02:33 14 Nov 07 HG

Hg 4.72 ppb 22773

*** Sample ID: CCB5 Seq: 59 20:04:11 14 Nov 07 HG

Hg .038 ppb 39

*** Sample ID: KAE1R Seq: 60 20:06:00 14 Nov 07 HG

Hg .048 ppb 88

*** Sample ID: KAE10 Seq: 61 20:07:38 14 Nov 07 HG

Hg .053 ppb 112

Sample FMC 11 total mercury rep result 0.058 ug/L

APPENDIX H – PHASE III DATA TABLES SEDIMENT AND SURFACE WATER

ANALYTICAL RESULTS FOR METAL CONTAMINANTS SEDIMENT
FROG MORTAR CREEK
PHASE III INVESTIGATION
MARTIN STATE AIRPORT LOCKHEED MARTIN
MIDDLE RIVER, MARYLAND

SAMPLE ID:	FMC-III-SED-10BDL	FMC-III-SED-10CDL	FMC-III-SED-12B	FMC-III-SED-12B DUPDL	FMC-III-SED-12BDL	FMC-III-SED-12CDL	FMC-III-SED-13BDL	FMC-III-SED-13CDL
LABORATORY ID:	C8J010115007	C8J010115008	C8J010115001	C8J010115001X	C8J010115001	C8J010115002	C8J010115003	C8J010115004
SAMPLE DATE:	7/31/2008	7/31/2008	7/30/2008	7/30/2008	7/30/2008	7/30/2008	7/30/2008	7/30/2008
MATRIX:	SO	SO	SO	SO	SO	SO	SO	SO
INORGANICS (mg/kg)								
ANTIMONY	0.74 J	0.8 J			0.87 J	0.82 J	0.76 J	0.81 J
ARSENIC	12.3	9.5			12.4	9.6	12.4	9.8
BERYLLIUM	2.7	2.8			2.9	2.7	2.8	2.7
CADMIUM	8.8	26.8			15	12.7	7.5	17.5
CHROMIUM	144 J	341 J			197 J	236 J	139 J	282 J
COPPER	189 J	101 J			172 J	78.6 J	183 J	73 J
CR, HEXAVALENT	1.3 U	1.1 U	1.2 U	1.2 U		1.1 U	1.2 U	1.1 U
LEAD	131	133			134	121	125	104
MERCURY	0.62	0.55			0.64	0.37	0.71	0.38
NICKEL	47.8	47.5			49.3	43.2	47.4	46.5
SELENIUM	3.5	3.3			3.5	3.3	3.5	3
SILVER	0.77	1.2			0.87 E	1	0.73	1
THALLIUM	0.25	0.28			0.29	0.32	0.25	0.26
ZINC	362 J	333 J			370 J	249 J	354 J	279 J

ANALYTICAL RESULTS FOR METAL CONTAMINANTS SEDIMENT
FROG MORTAR CREEK
PHASE III INVESTIGATION
MARTIN STATE AIRPORT LOCKHEED MARTIN
MIDDLE RIVER, MARYLAND

SAMPLE ID:	FMC-III-SED-15BDL	FMC-III-SED-15CDL	FMC-III-SED-16BDL	FMC-III-SED-16CDL	FMC-III-SED-18B DUPDL	FMC-III-SED-18BDL	FMC-III-SED-18C	FMC-III-SED-18C DUP
LABORATORY ID:	C8J010110016	C8J010110017	C8J010110018	C8J010110019	C8J010110020X	C8J010110020	C8J010110021	C8J010110021X
SAMPLE DATE:	7/29/2008	7/29/2008	7/29/2008	7/29/2008	7/29/2008	7/29/2008	7/29/2008	7/29/2008
MATRIX:	SO	SO	SO	SO	SO	SO	SO	SO
INORGANICS (mg/kg)								
ANTIMONY	0.11 B	0.065 B	0.079 B	0.043 B		0.39		
ARSENIC	0.69	3.1	0.98	3.8		10.7		
BERYLLIUM	0.094	0.21	0.21	0.22		2.2		
CADMIUM	0.025 B	0.048 B	0.067 B	0.066 B		3.6		
CHROMIUM	5.3 J	8 J	7 J	6.9 J		91.4 J		
COPPER	2.5	3.9	3.3	3		135		
CR, HEXAVALENT	0.52 U	0.51 U	0.25 B	0.55 U	0.42 B	0.42 B	1.1 U	1.1 U
LEAD	2.3	2.1	2.8	2.2		67.8		
MERCURY	0.032 U	0.011 B	0.015 B	0.012 B		0.29 J		
NICKEL	1.5	5.5	2.9	6		34.6		
SELENIUM	0.11 B	0.27 B	0.21 B	0.39 B		2.7		
SILVER	0.089 U	0.098 U	0.1 U	0.097 U		0.4		
THALLIUM	0.039 B	0.047 B	0.04 B	0.042 B		0.22		
ZINC	4	7.6	7.6	10.1		223		

ANALYTICAL RESULTS FOR METAL CONTAMINANTS SEDIMENT
FROG MORTAR CREEK
PHASE III INVESTIGATION
MARTIN STATE AIRPORT LOCKHEED MARTIN
MIDDLE RIVER, MARYLAND

SAMPLE ID:	FMC-III-SED-18CDL	FMC-III-SED-19B	FMC-III-SED-19BDL	FMC-III-SED-19CDL	FMC-III-SED-21BDL	FMC-III-SED-21CDL	FMC-III-SED-22B	FMC-III-SED-22BDL
LABORATORY ID:	C8J010110021	C8J010110022	C8J010110022	C8J010110023	C8J010110024	C8J010110025	C8J010110026	C8J010110026
SAMPLE DATE:	7/29/2008	7/29/2008	7/29/2008	7/29/2008	7/29/2008	7/29/2008	7/29/2008	7/29/2008
MATRIX:	SO	SO	SO	SO	SO	SO	SO	SO
INORGANICS (mg/kg)								
ANTIMONY	0.53		0.34	0.45	0.1 B	0.17 B		0.047 B
ARSENIC	8.9		9.9	8.7	4	5.8		0.63
BERYLLIUM	2.7		1.9	2.3	0.31	0.8		0.067 B
CADMIUM	9.5		7.9	11.6	0.47	1.8		0.019 B
CHROMIUM	183 J		114 J	188 J	21.8 J	65.3 J		5.6 J
COPPER	48.9		53.1	55.3	8.4	12.4		2.4
CR, HEXAVALENT		1 U		0.99 U	0.5 U	0.7 U	0.51 U	
LEAD	80.1		45.6	62.9	14.1	28.3		2.4
MERCURY	0.24		0.15	0.43	0.2	0.074		0.032 U
NICKEL	41.1		31.1	36.1	4.7	20.4		1.1
SELENIUM	2.9		2.2	2.6	0.48	0.98		0.093 B
SILVER	0.52		0.26	0.47	0.018 B	0.05 B		0.096 U
THALLIUM	0.28		0.24	0.21	0.034 B	0.087 B		0.01 B
ZINC	217		149	194	21.1	58.2		3.9

ANALYTICAL RESULTS FOR METAL CONTAMINANTS SEDIMENT
FROG MORTAR CREEK
PHASE III INVESTIGATION
MARTIN STATE AIRPORT LOCKHEED MARTIN
MIDDLE RIVER, MARYLAND

SAMPLE ID:	FMC-III-SED-22CDL	FMC-III-SED-27ADL	FMC-III-SED-27BDL	FMC-III-SED-27C DUPDL	FMC-III-SED-27CDL	FMC-III-SED-28ADL	FMC-III-SED-28BDL	FMC-III-SED-28CDL
LABORATORY ID:	C8J010110027	C8J010115009	C8J010115010	C8J010115011X	C8J010115011	C8J010115012	C8J010115013	C8J010115014
SAMPLE DATE:	7/29/2008	7/31/2008	7/31/2008	7/31/2008	7/31/2008	7/31/2008	7/31/2008	7/31/2008
MATRIX:	SO	SO	SO	SO	SO	SO	SO	SO
INORGANICS (mg/kg)								
ANTIMONY	0.023 B	5.4 J	2.3 J		3.7 J	0.95 J	0.39 E	0.17 B
ARSENIC	0.52	5.2	2.4		5.5	7.8	3.6	2.9
BERYLLIUM	0.19	1.1	0.65		1.1	1.4	1.2	1.1
CADMIUM	0.032 B	10.2	7.4		23.1	12.3	6.4	3.4
CHROMIUM	5.6 J	72.4 J	42.9 J		92.1 J	82.6 J	54.9 J	28.9 J
COPPER	2.3	73.6 J	29.4 J		67 J	136 J	26.9	16.3
CR, HEXAVALENT	0.62 U	0.83 U	0.62 U	0.68 U	0.7 U	1 U	0.86 U	0.83 U
LEAD	1.8	103	65.2		158	75.4	32.8	19.1
MERCURY	0.017 B	0.17	0.092		0.28	0.29	0.12	0.043
NICKEL	2.3	24	14.1		28.2	27.8	14.2	12.3
SELENIUM	0.15 B	1.2	0.35 B		1.4	2	1.2	1.1
SILVER	0.099 U	0.61	0.36		0.93	0.45	0.24 E	0.069 B
THALLIUM	0.024 B	0.11	0.073 B		0.13	0.18	0.15	0.14
ZINC	5.9	312 J	166 J		428 J	324 J	78.2 J	47.1 J

ANALYTICAL RESULTS FOR METAL CONTAMINANTS SEDIMENT
FROG MORTAR CREEK
PHASE III INVESTIGATION
MARTIN STATE AIRPORT LOCKHEED MARTIN
MIDDLE RIVER, MARYLAND

SAMPLE ID:	FMC-III-SED-29A DUPDL	FMC-III-SED-29ADL	FMC-III-SED-29BDL	FMC-III-SED-29CDL	FMC-III-SED-30ADL	FMC-III-SED-30BDL	FMC-III-SED-30CDL	FMC-III-SED-31ADL
LABORATORY ID:	C8J0101100001X	C8J010110001	C8J010110002	C8J010110003	C8J010115015	C8J010115016	C8J010115017	C8J010110004
SAMPLE DATE:	7/29/2008	7/29/2008	7/29/2008	7/29/2008	7/31/2008	7/31/2008	7/31/2008	7/29/2008
MATRIX:	SO	SO	SO	SO	SO	SO	SO	SO
INORGANICS (mg/kg)								
ANTIMONY		0.22	0.12 B	0.051 B	0.75	0.61	0.069 B	0.5
ARSENIC		1.7	0.63	0.46	9.3	7	3.1	4.8
BERYLLIUM		0.19	0.15	0.12	1.3	2.1	1.2	0.36
CADMIUM		0.77	0.57	0.099 U	7.1	11.7	0.38	3
CHROMIUM		16.1 J	8.4 J	5 J	79.4 J	204 J	25.9 J	26.6 J
COPPER		23.4	6.6	1.9	208	130	14.6	338
CR, HEXAVALENT	0.53 U	0.52 U	0.52 U	0.52 U	0.93 U	1.2 U	0.94 U	0.6 U
LEAD		11.5	5	1.9	125	197	10.3	50.1
MERCURY		0.063 J	0.021 B	0.013 B	0.65	0.83	0.047	0.19 J
NICKEL		3.6	2.4	1.4	21.7	32.2	15.6	7.6
SELENIUM		0.34 B	0.11 B	0.091 B	1.9	2.6	1.3	0.66
SILVER		0.038 B	0.1 U	0.099 U	0.37	0.66	0.034 B	0.1
THALLIUM		0.051 B	0.054 B	0.027 B	0.2	0.3	0.18	0.074 B
ZINC		28.2 J	15.9 J	7.6 J	248 J	233 J	40.7 J	81.9 J

ANALYTICAL RESULTS FOR METAL CONTAMINANTS SEDIMENT
FROG MORTAR CREEK
PHASE III INVESTIGATION
MARTIN STATE AIRPORT LOCKHEED MARTIN
MIDDLE RIVER, MARYLAND

SAMPLE ID:	FMC-III-SED-31BDL	FMC-III-SED-31CDL	FMC-III-SED-32ADL	FMC-III-SED-32BDL	FMC-III-SED-32CDL	FMC-III-SED-33ADL	FMC-III-SED-33BDL	FMC-III-SED-33C
LABORATORY ID:	C8J010110005	C8J010110006	C8J010115018	C8J010115019	C8J010115020	C8J010110007	C8J010110008	C8J010110009
SAMPLE DATE:	7/29/2008	7/29/2008	7/31/2008	7/31/2008	7/31/2008	7/29/2008	7/29/2008	7/29/2008
MATRIX:	SO	SO	SO	SO	SO	SO	SO	SO
INORGANICS (mg/kg)								
ANTIMONY	0.19 B	0.047 B	0.62	1.2	0.086 B	0.55	0.35	
ARSENIC	2.7	1.6	12.9	11.5	4.4	10.9	5.8	
BERYLLIUM	0.42	0.54	2.3	2.6	1.6	2.1	1.1	
CADMIUM	2.6	0.12	6.4	25.1	0.41	4.3	2.9	
CHROMIUM	29.2 J	13.6 J	130 J	342 J	31.9 J	98.9 J	52.8 J	
COPPER	49.8	7.3	298	194	18	235	99.1	
CR, HEXAVALENT	0.6 U	0.7 U	1.4 U	1.4 U	1.1 U	1.3 U	0.28 B	0.51 U
LEAD	48	6.1	120	215	14.6	94.2	50.6	
MERCURY	0.12 J	0.02 B	0.59	1.1	0.055	0.46 J	0.23 J	
NICKEL	7.5	6.8	38.1	53	19	33.3	17.3	
SELENIUM	0.6	0.66	3.1	3.5	1.5	2.6	1.3	
SILVER	0.07 B	0.011 B	0.64	1.6	0.034 B	0.55	0.29	
THALLIUM	0.07 B	0.085 B	0.24	0.29	0.21	0.2	0.1	
ZINC	99.1 J	17 J	364 J	398 J	49.8 J	311 J	153 J	

ANALYTICAL RESULTS FOR METAL CONTAMINANTS SEDIMENT
FROG MORTAR CREEK
PHASE III INVESTIGATION
MARTIN STATE AIRPORT LOCKHEED MARTIN
MIDDLE RIVER, MARYLAND

SAMPLE ID:	FMC-III-SED-33CDL	FMC-III-SED-34ADL	FMC-III-SED-34BDL	FMC-III-SED-34CDL	FMC-III-SED-35ADL	FMC-III-SED-35BDL	FMC-III-SED-35C DUPDL	FMC-III-SED-35CDL
LABORATORY ID:	C8J010110009	C8J010110010	C8J010110011	C8J010110012	C8J010115021	C8J010115022	C8J010115023X	C8J010115023
SAMPLE DATE:	7/29/2008	7/29/2008	7/29/2008	7/29/2008	7/31/2008	7/31/2008	7/31/2008	7/31/2008
MATRIX:	SO	SO	SO	SO	SO	SO	SO	SO
INORGANICS (mg/kg)								
ANTIMONY	0.087 B	0.53	0.2 B	0.074 B	0.43	0.25 B		0.2 B
ARSENIC	1.9	13.2	7	4.8	10.9	8.6		7.6
BERYLLIUM	0.23	2.5	1.7	1.6	1.9	2		2.3
CADMIUM	1.1	4.8	1.6	0.46	3.2	3.8		0.75
CHROMIUM	15.7 J	117 J	56.4 J	31.4 J	80.6 J	84.3 J		40.2 J
COPPER	10.6	303	89.8	16.8	128	32.9		27
CR, HEXAVALENT		1.9 U	1.4 U	1.1 U	1.3 U	1.1 U	0.99 U	0.95 U
LEAD	12.1	110	44.2	13	66	34.9		31.7
MERCURY	0.056 J	0.58 J	0.18 J	0.056 J	0.34	0.12		0.2
NICKEL	3.8	43.4	26.2	20.4	32.6	28.6		25.9
SELENIUM	0.31 B	3.4	2.1	1.6	2.3	2.1		2.1
SILVER	0.045 B	0.63	0.19	0.05 B	0.41	0.2		0.19
THALLIUM	0.035 B	0.28	0.25	0.18	0.19	0.2		0.18
ZINC	27.3 J	354 J	128 J	55.1 J	210 J	111 J		86.9 J

ANALYTICAL RESULTS FOR METAL CONTAMINANTS SEDIMENT
FROG MORTAR CREEK
PHASE III INVESTIGATION
MARTIN STATE AIRPORT LOCKHEED MARTIN
MIDDLE RIVER, MARYLAND

SAMPLE ID:	FMC-III-SED-36ADL	FMC-III-SED-36BDL	FMC-III-SED-36C	FMC-III-SED-36CDL	FMC-III-SED-9BDL	FMC-III-SED-9CDL
LABORATORY ID:	C8J010110013	C8J010110014	C8J010110015	C8J010110015	C8J010115005	C8J010115006
SAMPLE DATE:	7/29/2008	7/29/2008	7/29/2008	7/29/2008	7/31/2008	7/31/2008
MATRIX:	SO	SO	SO	SO	SO	SO
INORGANICS (mg/kg)						
ANTIMONY	0.47	0.44		0.34	0.69 J	0.93 J
ARSENIC	11.9	10.7		8.8	11.8	9.2
BERYLLIUM	2.1	2.4		2	2.3	2.5
CADMIUM	2.1	9.6		1	5.2	17.2
CHROMIUM	77.8 J	150 J		39.4 J	130 J	324 J
COPPER	183	61.2		26.2	228 J	77.8 J
CR, HEXAVALENT	1.4 U	1.1 U	1 U		1.3 U	1.1 U
LEAD	81.6	55.2		38.1	109	135
MERCURY	0.34 J	0.26 J		0.2 J	0.5	0.46
NICKEL	36.4	34		30.9	45.9	43.3
SELENIUM	2.7	2.5		1.9	3.1	3.5
SILVER	0.54	0.35		0.16 E	0.79	0.88
THALLIUM	0.21	0.24		0.22	0.23	0.32
ZINC	261 J	170 J		111	328 J	264 J

TABLE
ANALYTICAL RESULTS FOR SURFACE WATER
FROG MORTAR CREEK
MARTIN STATE AIRPORT, MIDDLE RIVER, MARYLAND

SAMPLE ID:	FMC-III-SW-27	FMC-III-SW-28	FMC-III-SW-30	FMC-III-SW-32	FMC-III-SW-36
LABORATORY ID:	C8H010190024	C8H010190027	C8H010190026	C8H010190025	C8G310262028
SAMPLE DATE:	7/31/2008	7/31/2008	7/31/2008	7/31/2008	7/29/2008
MATRIX:	SW	SW	SW	SW	SW
INORGANICS (ug/L)					
ANTIMONY	0.76	0.3 B	0.38 B	0.32 B	0.24 B
ARSENIC	2.9	2.9	3.8	3.4	2.6
BERYLLIUM	0.068 U	0.068 U	0.068 U	0.068 U	0.068 U
CADMIUM	0.24 B	0.11 U	0.11 U	0.11 U	0.11 U
CHROMIUM	12.2 J	11.6 J	10.2 J	10.7 J	11.7
COPPER	7.1	6.5	10.4	6.2	8.2
LEAD	4.2	1.6	2.3	1.1	1.7
MERCURY	0.055 U	0.055 U	0.055 U	0.055 U	0.055 U
NICKEL	3.4	2.4	2.1	2.1	2.9
SELENIUM	6.2	8.3	7.7	10.3	6.7
SILVER	0.077 U	0.077 U	0.077 U	0.077 U	0.077 U
THALLIUM	0.053 B	0.058 B	0.07 B	0.13 B	0.091 B
ZINC	26.4	10.4	14.2	8.6	10.2
INORGANICS FILTERED (ug/L)					
ANTIMONY	0.67	0.28 B	0.34 B	0.33 B	0.32 B
ARSENIC	2.8	3.3	3.4	3	3.9
BERYLLIUM	0.068 U	0.068 U	0.068 U	0.068 U	0.068 U
CADMIUM	0.11 U	0.11 U	0.11 U	0.11 U	0.11 U
CHROMIUM	11.6 J	11.6 J	16.1 J	11.3 J	12.3
COPPER	2.4	3.5	5.5	3.7	7.2
LEAD	0.27	0.052	0.2	0.026	1.8
MERCURY	0.055 UL	0.055 UL	0.055 UL	0.055 UL	0.055 U
NICKEL	2.4	1.9 L	1.9 L	2	2.9
SELENIUM	8.6	10.6	8	11.5	8.6
SILVER	0.077 U	0.077 U	0.077 U	0.077 U	0.077 U
THALLIUM	0.044 B	0.046 B	0.066 B	0.13 B	0.1 B
ZINC	12.3	3.6	6.6	3.6	11.7

TABLE
ANALYTICAL RESULTS FOR SURFACE WATER
FROG MORTAR CREEK
MARTIN STATE AIRPORT, MIDDLE RIVER, MARYLAND
PAGE 2 OF 4

SAMPLE ID:	FMC-III-SW-27	FMC-III-SW-28	FMC-III-SW-30	FMC-III-SW-32	FMC-III-SW-36
LABORATORY ID:	C8H010190024	C8H010190027	C8H010190026	C8H010190025	C8G310262028
SAMPLE DATE:	7/31/2008	7/31/2008	7/31/2008	7/31/2008	7/29/2008
MATRIX:	SW	SW	SW	SW	SW
PESTICIDES/PCBs (ug/L)					
AROCLOR-1016	0.39 U	0.39 U	0.38 U	0.38 U	0.38 U
AROCLOR-1221	0.39 U	0.39 U	0.38 U	0.38 U	0.38 U
AROCLOR-1232	0.39 U	0.39 U	0.38 U	0.38 U	0.38 U
AROCLOR-1242	0.39 U	0.39 U	0.38 U	0.38 U	0.38 U
AROCLOR-1248	0.39 U	0.39 U	0.38 U	0.38 U	0.38 U
AROCLOR-1254	0.39 U	0.39 U	0.38 U	0.38 U	0.38 U
AROCLOR-1260	0.39 U	0.39 U	0.38 U	0.38 U	0.38 U
POLY AROMATIC HYDROCARBONS (ug/l)					
ACENAPHTHENE	0.2 U	0.2 U	0.12 J	0.19 U	0.2 U
ACENAPHTHYLENE	0.2 U	0.2 U	0.085 J	0.19 U	0.2 U
ANTHRACENE	0.2 U	0.2 U	0.26	0.13 J	0.2 U
BENZO(A)ANTHRACENE	0.2 U	0.94	0.38	0.24	0.2 U
BENZO(A)PYRENE	0.2 U	0.65	0.27	0.17 J	0.2 U
BENZO(B)FLUORANTHENE	0.2 U	1.4	0.38	0.21	0.097 B
BENZO(G,H,I)PERYLENE	0.16 J	0.83	0.46	0.16 J	0.28
BENZO(K)FLUORANTHENE	0.2 U	0.73	0.42	0.2	0.16 J
CHRYSENE	0.2 U	0.83	0.46	0.23	0.2 U
DIBENZO(A,H)ANTHRACENE	0.17 J	0.96	0.48	0.18 J	0.34
FLUORANTHENE	0.12 J	0.34	0.35	0.22	0.05 J
FLUORENE	0.21	0.2 U	0.17 J	0.19	0.2 U
INDENO(1,2,3-CD)PYRENE	0.12 J	1	0.44	0.18 J	0.26
NAPHTHALENE	0.2 U	0.2 U	0.079 J	0.19 U	0.2 U
PHENANTHRENE	0.14 B	0.15 B	0.35 B	0.23 B	0.16 B
PYRENE	0.13 J	0.35	0.32	0.2	0.2 U
VOLATILES (ug/L)					
1,1,1-TRICHLOROETHANE	1 U	1 U	1 U	1 U	1 U
1,1,2,2-TETRACHLOROETHANE	1 U	1 U	1 U	1 U	1 U

TABLE
ANALYTICAL RESULTS FOR SURFACE WATER
FROG MORTAR CREEK
MARTIN STATE AIRPORT, MIDDLE RIVER, MARYLAND

SAMPLE ID:	FMC-III-SW-27	FMC-III-SW-28	FMC-III-SW-30	FMC-III-SW-32	FMC-III-SW-36
LABORATORY ID:	C8H010190024	C8H010190027	C8H010190026	C8H010190025	C8G310262028
SAMPLE DATE:	7/31/2008	7/31/2008	7/31/2008	7/31/2008	7/29/2008
MATRIX:	SW	SW	SW	SW	SW
1,1,2-TRICHLOROETHANE	1 U	1 U	1 U	1 U	1 U
1,1,2-TRICHLOROTRIFLUOROETHANE	1 U	1 U	1 U	1 U	1 U
1,1-DICHLOROETHANE	1 U	1 U	1 U	1 U	1 U
1,1-DICHLOROETHENE	1 U	1 U	1 U	1 U	1 U
1,2,4-TRICHLOROBENZENE	1 U	1 U	1 U	1 U	1 U
1,2-DIBROMO-3-CHLOROPROPANE	1 U	1 U	1 U	1 U	1 U
1,2-DIBROMOETHANE	1 U	1 U	1 U	1 U	1 U
1,2-DICHLOROBENZENE	1 U	1 U	1 U	1 U	1 U
1,2-DICHLOROETHANE	1 U	1 U	1 U	1 U	1 U
1,2-DICHLOROPROPANE	1 U	1 U	1 U	1 U	1 U
1,3-DICHLOROBENZENE	1 U	1 U	1 U	1 U	1 U
1,4-DICHLOROBENZENE	1 U	1 U	1 U	1 U	1 U
2-BUTANONE	5 U	5 U	5 U	5 U	5 U
2-HEXANONE	5 U	5 U	5 U	5 U	5 U
4-METHYL-2-PENTANONE	5 U	5 U	5 U	5 U	5 U
ACETONE	4.3 B	5 U	5 U	3.8 B	5 U
BENZENE	1 U	1 U	1 U	1 U	1 U
BROMODICHLOROMETHANE	1 U	1 U	1 U	1 U	1 U
BROMOFORM	1 U	1 U	1 U	1 U	1 U
BROMOMETHANE	1 U	1 U	1 U	1 U	1 U
CARBON DISULFIDE	1 U	1 U	1 U	1 U	1 U
CARBON TETRACHLORIDE	1 U	1 U	1 U	1 U	1 U
CHLOROBENZENE	1 U	1 U	1 U	1 U	1 U
CHLORODIBROMOMETHANE	1 U	1 U	1 U	1 U	1 U
CHLOROETHANE	1 U	1 U	1 U	1 U	1 U
CHLOROFORM	1 U	1 U	1 U	1 U	1 U
CHLOROMETHANE	0.18 J	1 U	1 U	0.23 J	0.17 B
CIS-1,2-DICHLOROETHENE	0.24 J	0.26 J	0.11 J	0.16 J	1 U

TABLE
ANALYTICAL RESULTS FOR SURFACE WATER
FROG MORTAR CREEK
MARTIN STATE AIRPORT, MIDDLE RIVER, MARYLAND

SAMPLE ID:	**FMC-III-SW-27**	**FMC-III-SW-28**	**FMC-III-SW-30**	**FMC-III-SW-32**	**FMC-III-SW-36**
LABORATORY ID:	**C8H010190024**	**C8H010190027**	**C8H010190026**	**C8H010190025**	**C8G310262028**
SAMPLE DATE:	**7/31/2008**	**7/31/2008**	**7/31/2008**	**7/31/2008**	**7/29/2008**
MATRIX:	**SW**	**SW**	**SW**	**SW**	**SW**
CIS-1,3-DICHLOROPROPENE	1 U	1 U	1 U	1 U	1 U
CYCLOHEXANE	1 U	1 U	1 U	1 U	1 U
DICHLORODIFLUOROMETHANE	1 U	1 U	1 U	1 U	1 U
ETHYLBENZENE	1 U	1 U	1 U	1 U	1 U
ISOPROPYLBENZENE	1 U	1 U	1 U	1 U	1 U
METHYL ACETATE	1 U	1 U	1 U	1 U	1 U
METHYL CYCLOHEXANE	1 U	1 U	1 U	1 U	1 U
METHYL TERT-BUTYL ETHER	1 U	1 U	1 U	1 U	1 U
METHYLENE CHLORIDE	1 U	1 U	1 U	1 U	1 U
STYRENE	1 U	1 U	1 U	1 U	1 U
TETRACHLOROETHENE	1 U	1 U	1 U	1 U	1 U
TOLUENE	0.44 J	1 U	1 U	1 U	1 U
TOTAL XYLENES	3 U	3 U	3 U	3 U	3 U
TRANS-1,2-DICHLOROETHENE	1 U	1 U	1 U	1 U	1 U
TRANS-1,3-DICHLOROPROPENE	1 U	1 U	1 U	1 U	1 U
TRICHLOROETHENE	0.43 B	0.47 B	0.26 B	0.36 B	1 U
TRICHLOROFLUOROMETHANE	1 U	1 U	1 U	1 U	1 U
VINYL CHLORIDE	0.17 J	0.21 J	1 U	1 U	1 U

B - Analyte was detected but is considered to be a laboratory contaminant.

J - Positive value is considered estimated as a result of technical noncompliance.

U - Not detected

ug/l - micrograms per liter

ANALYTICAL RESULTS FOR ORGANIC CONTAMINANTS IN SEDIMENT
FROG MORTAR CREEK
MARTIN STATE AIRPORT
LOCHEED MARTIN
MIDDLE RIVER, MARYLAND

SAMPLE ID:	FMC-III-SED-09B	FMC-III-SED-09C	FMC-III-SED-10B	FMC-III-SED-10C	FMC-III-SED-12B	FMC-III-SED-12C	FMC-III-SED-13B
LABORATORY ID:	C8H010190005	C8H010190006	C8H010190007	C8H010190008	C8H010190001	C8H010190002	C8H010190003
SAMPLE DATE:	7/31/2008	7/31/2008	7/31/2008	7/31/2008	7/30/2008	7/30/2008	7/30/2008
MATRIX:	SD	SD	SD	SD	SD	SD	SD
PESTICIDES/PCBs (ug/kg)							
AROCLOR-1016	54 U	48 U	54 U	46 U	51 U	44 U	53 U
AROCLOR-1221	54 U	48 U	54 U	46 U	51 U	44 U	53 U
AROCLOR-1232	54 U	48 U	54 U	46 U	51 U	44 U	53 U
AROCLOR-1242	54 U	48 U	54 U	46 U	51 U	44 U	53 U
AROCLOR-1248	54 U	48 U	54 U	46 U	51 U	44 U	53 U
AROCLOR-1254	54 U	48 U	54 U	46 U	51 U	44 U	53 U
AROCLOR-1260	120	160	180	150	130	78	110
POLY AROMATIC HYDROCARBONS (ug/kg)							
ACENAPHTHENE	360	360	380	340	360	300	360
ACENAPHTHYLENE	92 J	120 J	240	150 J	140 J	58 J	200 J
ANTHRACENE	510	540	600	510	550	420	580
BENZO(A)ANTHRACENE	320	520	460	520	510	230	450
BENZO(A)PYRENE	500	690	760	770	700	380	740
BENZO(B)FLUORANTHENE	430	650	770	700	690	350	760
BENZO(G,H,I)PERYLENE	560	690	840	750	780	440	810
BENZO(K)FLUORANTHENE	210 J	240	270	350	290	97 J	280
CHRYSENE	350	550	610	620	490	280	560
DIBENZO(A,H)ANTHRACENE	230	240	310	300	250	200	290
FLUORANTHENE	740	1200	1100	1200	1000	700	1000
FLUORENE	800	770	810	710	770	690	780
INDENO(1,2,3-CD)PYRENE	530	600	710	620	620	390	680
NAPHTHALENE	220 U	210	98 J	140 J	96 J	140 J	90 J
PHENANTHRENE	160 J	440	260	360	280	260	260
PYRENE	460	850	880	910	780	430	780

ANALYTICAL RESULTS FOR ORGANIC CONTAMINANTS IN SEDIMENT
FROG MORTAR CREEK
MARTIN STATE AIRPORT
LOCHEED MARTIN
MIDDLE RIVER, MARYLAND

SAMPLE ID:	FMC-III-SED-09B	FMC-III-SED-09C	FMC-III-SED-10B	FMC-III-SED-10C	FMC-III-SED-12B	FMC-III-SED-12C	FMC-III-SED-13B
LABORATORY ID:	C8H010190005	C8H010190006	C8H010190007	C8H010190008	C8H010190001	C8H010190002	C8H010190003
SAMPLE DATE:	7/31/2008	7/31/2008	7/31/2008	7/31/2008	7/30/2008	7/30/2008	7/30/2008
MATRIX:	SD	SD	SD	SD	SD	SD	SD
VOLATILE SOILS (ug/kg)							
1,1,1-TRICHLOROETHANE	16 U	15 U	16 U	14 U	15 U	13 U	16 U
1,1,2,2-TETRACHLOROETHANE	16 U	15 U	16 U	14 U	15 U	13 U	16 U
1,1,2-TRICHLOROETHANE	16 U	15 U	16 U	14 U	15 U	13 U	16 U
1,1,2-TRICHLOROTRIFLUOROETHANE	16 U	15 U	16 U	14 U	15 U	13 U	16 U
1,1-DICHLOROETHANE	16 U	15 U	16 U	14 U	15 U	13 U	16 U
1,1-DICHLOROETHENE	16 U	15 U	16 U	14 U	15 U	13 U	16 U
1,2,4-TRICHLOROBENZENE	16 U	15 U	16 U	14 U	15 U	13 U	16 U
1,2-DIBROMO-3-CHLOROPROPANE	16 U	15 U	16 U	14 U	15 U	13 U	16 U
1,2-DIBROMOETHANE	16 U	15 U	16 U	14 U	15 U	13 U	16 U
1,2-DICHLOROBENZENE	16 U	15 U	16 U	14 U	15 U	13 U	16 U
1,2-DICHLOROETHANE	16 U	15 U	16 U	14 U	15 U	13 U	16 U
1,2-DICHLOROPROPANE	16 U	15 U	16 U	14 U	15 U	13 U	16 U
1,3-DICHLOROBENZENE	16 U	15 U	16 U	14 U	15 U	13 U	16 U
1,4-DICHLOROBENZENE	16 U	15 U	16 U	14 U	15 U	13 U	16 U
2-BUTANONE	16 U	15 U	16 U	14 U	15 U	13 U	16 U
2-HEXANONE	16 U	15 U	16 U	14 U	15 U	13 U	16 U
4-METHYL-2-PENTANONE	16 U	15 U	16 U	14 U	15 U	13 U	16 U
ACETONE	66 U	58 U	19 B	55 U	61 U	19 B	21 B
BENZENE	16 U	15 U	16 U	14 U	15 U	13 U	16 U
BROMODICHLOROMETHANE	16 U	15 U	16 U	14 U	15 U	13 U	16 U
BROMOFORM	16 U	15 U	16 U	14 U	15 U	13 U	16 U
BROMOMETHANE	16 U	15 U	16 U	14 U	15 U	13 U	16 U
CARBON DISULFIDE	16 U	15 U	16 U	14 U	15 U	13 U	16 U
CARBON TETRACHLORIDE	16 U	15 U	16 U	14 U	15 U	13 U	16 U

ANALYTICAL RESULTS FOR ORGANIC CONTAMINANTS IN SEDIMENT
FROG MORTAR CREEK
MARTIN STATE AIRPORT
LOCHEED MARTIN
MIDDLE RIVER, MARYLAND

SAMPLE ID:	FMC-III-SED-09B	FMC-III-SED-09C	FMC-III-SED-10B	FMC-III-SED-10C	FMC-III-SED-12B	FMC-III-SED-12C	FMC-III-SED-13B
LABORATORY ID:	C8H010190005	C8H010190006	C8H010190007	C8H010190008	C8H010190001	C8H010190002	C8H010190003
SAMPLE DATE:	7/31/2008	7/31/2008	7/31/2008	7/31/2008	7/30/2008	7/30/2008	7/30/2008
MATRIX:	SD	SD	SD	SD	SD	SD	SD
CHLOROBENZENE	16 U	15 U	16 U	14 U	15 U	13 U	16 U
CHLORODIBROMOMETHANE	16 U	15 U	16 U	14 U	15 U	13 U	16 U
CHLOROETHANE	16 U	15 U	16 U	14 U	15 U	13 U	16 U
CHLOROFORM	16 U	15 U	16 U	14 U	15 U	13 U	16 U
CHLOROMETHANE	16 U	15 U	16 U	14 U	15 U	13 U	16 U
CIS-1,2-DICHLOROETHENE	16 U	15 U	16 U	14 U	15 U	13 U	16 U
CIS-1,3-DICHLOROPROPENE	16 U	15 U	16 U	14 U	15 U	13 U	16 U
CYCLOHEXANE	16 U	15 U	16 U	14 U	15 U	13 U	16 U
DICHLORODIFLUOROMETHANE	16 U	15 U	16 U	14 U	15 U	13 U	16 U
ETHYLBENZENE	16 U	15 U	16 U	14 U	15 U	13 U	16 U
ISOPROPYLBENZENE	16 U	15 U	16 U	14 U	15 U	13 U	16 U
METHYL ACETATE	16 U	15 U	16 U	14 U	15 U	13 U	16 U
METHYL CYCLOHEXANE	16 U	15 U	16 U	14 U	15 U	13 U	16 U
METHYL TERT-BUTYL ETHER	16 U	15 U	16 U	14 U	15 U	13 U	16 U
METHYLENE CHLORIDE	16 U	15 U	16 U	14 U	15 U	13 U	16 U
STYRENE	16 U	15 U	16 U	14 U	15 U	13 U	16 U
TETRACHLOROETHENE	16 U	15 U	16 U	14 U	15 U	13 U	16 U
TOLUENE	16 U	15 U	16 U	14 U	15 U	13 U	16 U
TOTAL XYLENES	49 U	44 U	48 U	41 U	46 U	40 U	48 U
TRANS-1,2-DICHLOROETHENE	16 U	15 U	16 U	14 U	15 U	13 U	16 U
TRANS-1,3-DICHLOROPROPENE	16 U	15 U	16 U	14 U	15 U	13 U	16 U
TRICHLOROETHENE	16 U	15 U	16 U	14 U	15 U	13 U	16 U
TRICHLOROFLUOROMETHANE	16 U	15 U	16 U	14 U	15 U	13 U	16 U
VINYL CHLORIDE	16 U	15 U	16 U	14 U	15 U	13 U	16 U
MISCELLANEOUS (%)							

ANALYTICAL RESULTS FOR ORGANIC CONTAMINANTS IN SEDIMENT
FROG MORTAR CREEK
MARTIN STATE AIRPORT
LOCHEED MARTIN
MIDDLE RIVER, MARYLAND

	SAMPLE ID:	FMC-III-SED-09B	FMC-III-SED-09C	FMC-III-SED-10B	FMC-III-SED-10C	FMC-III-SED-12B	FMC-III-SED-12C	FMC-III-SED-13B
	LABORATORY ID:	C8H010190005	C8H010190006	C8H010190007	C8H010190008	C8H010190001	C8H010190002	C8H010190003
	SAMPLE DATE:	7/31/2008	7/31/2008	7/31/2008	7/31/2008	7/30/2008	7/30/2008	7/30/2008
	MATRIX:	SD	SD	SD	SD	SD	SD	SD
PERCENT SOLIDS		30.3	34.2	31	36.3	32.5	37.2	31.5

ANALYTICAL RESULTS FOR ORGANIC CONTAMINANTS IN SEDIMENT
FROG MORTAR CREEK
MARTIN STATE AIRPORT
LOCHEED MARTIN
MIDDLE RIVER, MARYLAND

SAMPLE ID:	FMC-III-SED-13C	FMC-III-SED-15B	FMC-III-SED-15C	FMC-III-SED-16B	FMC-III-SED-16C	FMC-III-SED-18B	FMC-III-SED-18C
LABORATORY ID:	C8H010190004	C8G310262016	C8G310262017	C8G310262018	C8G310262019	C8G310262020	C8G310262021
SAMPLE DATE:	7/30/2008	7/30/2008	7/30/2008	7/30/2008	7/30/2008	7/30/2008	7/30/2008
MATRIX:	SD	SD	SD	SD	SD	SD	SD
PESTICIDES/PCBs (ug/kg)							
AROCLOR-1016	46 U	21 U	22 U	22 U	23 U	50 U	46 U
AROCLOR-1221	46 U	21 U	22 U	22 U	23 U	50 U	46 U
AROCLOR-1232	46 U	21 U	22 U	22 U	23 U	50 U	46 U
AROCLOR-1242	46 U	21 U	22 U	22 U	23 U	50 U	46 U
AROCLOR-1248	46 U	21 U	22 U	22 U	23 U	50 U	46 U
AROCLOR-1254	46 U	21 U	22 U	22 U	23 U	100	160
AROCLOR-1260	200	21 U	22 U	22 U	23 U	72	46 U
POLY AROMATIC HYDROCARBONS (ug/kg)							
ACENAPHTHENE	310	43 U	69	45 U	9.3 U	170	92 U
ACENAPHTHYLENE	100 J	43 U	44 U	31 J	9.3 U	43 J	58 J
ANTHRACENE	460	43 U	44 U	45 U	9.3 U	230	85 J
BENZO(A)ANTHRACENE	330	43 U	44 U	45 U	9.3 U	98 J	180
BENZO(A)PYRENE	470	43 U	44 U	45 U	9.3 U	180	220
BENZO(B)FLUORANTHENE	470	43 U	44 U	45 U	9.3 U	180	330
BENZO(G,H,I)PERYLENE	540	43 U	44 U	45 U	9.3 U	230	190
BENZO(K)FLUORANTHENE	120 J	43 U	44 U	45 U	9.3 U	100 U	92 U
CHRYSENE	360	43 U	44 U	45 U	9.3 U	100	220
DIBENZO(A,H)ANTHRACENE	200	43 U	44 U	45 U	9.3 U	100 U	92 U
FLUORANTHENE	780	50	44 U	45 U	12	270	500
FLUORENE	680	43 U	44 U	45 U	9.3 U	360	68 J
INDENO(1,2,3-CD)PYRENE	430	43 U	44 U	45 U	9.3 U	190	140
NAPHTHALENE	100 J	43 U	44 U	45 U	5.7 J	33 J	140
PHENANTHRENE	260	43 U	44 U	45 U	6 J	74 J	240
PYRENE	540	43 U	44 U	45 U	9.3 U	170	470

ANALYTICAL RESULTS FOR ORGANIC CONTAMINANTS IN SEDIMENT
FROG MORTAR CREEK
MARTIN STATE AIRPORT
LOCHEED MARTIN
MIDDLE RIVER, MARYLAND

SAMPLE ID:	FMC-III-SED-13C	FMC-III-SED-15B	FMC-III-SED-15C	FMC-III-SED-16B	FMC-III-SED-16C	FMC-III-SED-18B	FMC-III-SED-18C
LABORATORY ID:	C8H010190004	C8G310262016	C8G310262017	C8G310262018	C8G310262019	C8G310262020	C8G310262021
SAMPLE DATE:	7/30/2008	7/30/2008	7/30/2008	7/30/2008	7/30/2008	7/30/2008	7/30/2008
MATRIX:	SD	SD	SD	SD	SD	SD	SD
VOLATILE SOILS (ug/kg)							
1,1,1-TRICHLOROETHANE	14 U	310 U	330 U	6.7 U	350 U	15 U	14 U
1,1,2,2-TETRACHLOROETHANE	14 U	310 U	330 U	6.7 U	350 U	15 U	14 U
1,1,2-TRICHLOROETHANE	14 U	310 U	330 U	6.7 U	350 U	15 U	14 U
1,1,2-TRICHLOROTRIFLUOROETHANE	14 U	310 U	330 U	6.7 U	350 U	15 U	14 U
1,1-DICHLOROETHANE	14 U	310 U	330 U	6.7 U	350 U	15 U	14 U
1,1-DICHLOROETHENE	14 U	310 U	330 U	6.7 U	350 U	15 U	14 U
1,2,4-TRICHLOROBENZENE	14 U	310 U	330	6.7 U	75 J	15 U	14 U
1,2-DIBROMO-3-CHLOROPROPANE	14 U	310 U	330 U	6.7 U	350 U	15 U	14 U
1,2-DIBROMOETHANE	14 U	310 U	330 U	6.7 U	350 U	15 U	14 U
1,2-DICHLOROBENZENE	14 U	310 U	330 U	6.7 U	350 U	15 U	14 U
1,2-DICHLOROETHANE	14 U	310 U	330 U	6.7 U	350 U	15 U	14 U
1,2-DICHLOROPROPANE	14 U	310 U	330 U	6.7 U	350 U	15 U	14 U
1,3-DICHLOROBENZENE	14 U	310 U	330 U	6.7 U	350 U	15 U	14 U
1,4-DICHLOROBENZENE	14 U	310 U	330 U	6.7 U	350 U	15 U	14 U
2-BUTANONE	14 U	310 U	330 U	6.7 U	350 U	15 U	14 U
2-HEXANONE	14 U	310 U	330 U	6.7 U	350 U	15 U	14 U
4-METHYL-2-PENTANONE	14 U	310 U	330 U	6.7 U	350 U	15 U	14 U
ACETONE	21 B	1200 U	1300 U	27 U	1400 U	60 U	20 B
BENZENE	14 U	310 U	330 U	6.7 U	350 U	15 U	14 U
BROMODICHLOROMETHANE	14 U	310 U	330 U	6.7 U	350 U	15 U	14 U
BROMOFORM	14 U	310 U	330 U	6.7 U	350 U	15 U	14 U
BROMOMETHANE	14 U	310 U	330 U	6.7 U	350 U	15 U	14 U
CARBON DISULFIDE	14 U	310 U	330 U	6.7 U	350 U	15 U	14 U
CARBON TETRACHLORIDE	14 U	310 U	330 U	6.7 U	350 U	15 U	14 U

ANALYTICAL RESULTS FOR ORGANIC CONTAMINANTS IN SEDIMENT
FROG MORTAR CREEK
MARTIN STATE AIRPORT
LOCHEED MARTIN
MIDDLE RIVER, MARYLAND

SAMPLE ID:	FMC-III-SED-13C	FMC-III-SED-15B	FMC-III-SED-15C	FMC-III-SED-16B	FMC-III-SED-16C	FMC-III-SED-18B	FMC-III-SED-18C
LABORATORY ID:	C8H010190004	C8G310262016	C8G310262017	C8G310262018	C8G310262019	C8G310262020	C8G310262021
SAMPLE DATE:	7/30/2008	7/30/2008	7/30/2008	7/30/2008	7/30/2008	7/30/2008	7/30/2008
MATRIX:	SD	SD	SD	SD	SD	SD	SD
CHLOROBENZENE	14 U	310 U	330 U	6.7 U	350 U	15 U	14 U
CHLORODIBROMOMETHANE	14 U	310 U	330 U	6.7 U	350 U	15 U	14 U
CHLOROETHANE	14 U	310 U	330 U	6.7 U	350 U	15 U	14 U
CHLOROFORM	14 U	310 U	330 U	6.7 U	350 U	15 U	14 U
CHLOROMETHANE	14 U	310 U	330 U	6.7 U	350 U	15 U	14 U
CIS-1,2-DICHLOROETHENE	14 U	590	2600	58	3200	4.1 J	14 U
CIS-1,3-DICHLOROPROPENE	14 U	310 U	330 U	6.7 U	350 U	15 U	14 U
CYCLOHEXANE	14 U	310 U	330 U	6.7 U	350 U	15 U	14 U
DICHLORODIFLUOROMETHANE	14 U	310 U	330 U	6.7 U	350 U	15 U	14 U
ETHYLBENZENE	14 U	310 U	330 U	6.7 U	350 U	15 U	14 U
ISOPROPYLBENZENE	14 U	310 U	330 U	6.7 U	350 U	15 U	14 U
METHYL ACETATE	14 U	310 U	330 U	6.7 U	350 U	15 U	14 U
METHYL CYCLOHEXANE	14 U	310 U	330 U	6.7 U	350 U	15 U	14 U
METHYL TERT-BUTYL ETHER	14 U	310 U	330 U	6.7 U	350 U	15 U	14 U
METHYLENE CHLORIDE	14 U	310 U	330 U	6.7 U	350 U	15 U	14 U
STYRENE	14 U	310 U	330 U	6.7 U	350 U	15 U	14 U
TETRACHLOROETHENE	14 U	310 U	330 U	6.7 U	350 U	15 U	14 U
TOLUENE	14 U	310 U	330 U	6.7 U	350 U	15 U	14 U
TOTAL XYLENES	42 U	930 U	980 U	20 U	1000 U	45 U	41 U
TRANS-1,2-DICHLOROETHENE	14 U	310 U	330 U	1.7 J	350 U	15 U	14 U
TRANS-1,3-DICHLOROPROPENE	14 U	310 U	330 U	6.7 U	350 U	15 U	14 U
TRICHLOROETHENE	14 U	310 U	910	2.3 J	3200	15 U	14 U
TRICHLOROFLUOROMETHANE	14 U	310 U	330 U	6.7 U	350 U	15 U	14 U
VINYL CHLORIDE	14 U	310 U	330 U	32	350 U	15 U	14 U
MISCELLANEOUS (%)							

ANALYTICAL RESULTS FOR ORGANIC CONTAMINANTS IN SEDIMENT
FROG MORTAR CREEK
MARTIN STATE AIRPORT
LOCHEED MARTIN
MIDDLE RIVER, MARYLAND

	SAMPLE ID:	FMC-III-SED-13C	FMC-III-SED-15B	FMC-III-SED-15C	FMC-III-SED-16B	FMC-III-SED-16C	FMC-III-SED-18B	FMC-III-SED-18C
	LABORATORY ID:	C8H010190004	C8G310262016	C8G310262017	C8G310262018	C8G310262019	C8G310262020	C8G310262021
	SAMPLE DATE:	7/30/2008	7/30/2008	7/30/2008	7/30/2008	7/30/2008	7/30/2008	7/30/2008
	MATRIX:	SD	SD	SD	SD	SD	SD	SD
PERCENT SOLIDS		36	78.3	76.7	74.2	71.9	33.3	36.3

ANALYTICAL RESULTS FOR ORGANIC CONTAMINANTS IN SEDIMENT
FROG MORTAR CREEK
MARTIN STATE AIRPORT
LOCHEED MARTIN
MIDDLE RIVER, MARYLAND

SAMPLE ID:	FMC-III-SED-19B	FMC-III-SED-19C	FMC-III-SED-21B	FMC-III-SED-21C	FMC-III-SED-22B	FMC-III-SED-22C	FMC-III-SED-27A
LABORATORY ID:	C8G310262022	C8G310262023	C8G310262024	C8G310262025	C8G310262026	C8G310262027	C8H010190009
SAMPLE DATE:	7/30/2008	7/30/2008	7/30/2008	7/30/2008	7/30/2008	7/30/2008	7/31/2008
MATRIX:	SD	SD	SD	SD	SD	SD	SD
PESTICIDES/PCBs (ug/kg)							
AROCLOR-1016	42 U	42 U	21 U	28 U	21 U	25 U	34 U
AROCLOR-1221	42 U	42 U	21 U	28 U	21 U	25 U	34 U
AROCLOR-1232	42 U	42 U	21 U	28 U	21 U	25 U	34 U
AROCLOR-1242	42 U	42 U	21 U	28 U	21 U	25 U	34 U
AROCLOR-1248	42 U	42 U	21 U	28 U	21 U	25 U	34 U
AROCLOR-1254	70	190	10 J	28 U	21 U	25 U	900
AROCLOR-1260	42 U	42 U	21 U	28 U	21 U	25 U	570
POLY AROMATIC HYDROCARBONS (ug/kg)							
ACENAPHTHENE	84 U	85 U	42 U	57 U	43 U	51 U	1400
ACENAPHTHYLENE	51 J	100	21 J	94	43 U	51 U	500 J
ANTHRACENE	57 J	130	42 U	70	43 U	51 U	2600
BENZO(A)ANTHRACENE	170	320	63	390	43 U	51 U	7100
BENZO(A)PYRENE	190	350	82	450	43 U	51 U	7900
BENZO(B)FLUORANTHENE	320	620	100	550	43 U	51 U	8800
BENZO(G,H,I)PERYLENE	150	350	71	370	43 U	51 U	6800
BENZO(K)FLUORANTHENE	84 U	85 U	42 U	57 U	43 U	51 U	4200
CHRYSENE	170	410	72	400	43 U	51 U	8300
DIBENZO(A,H)ANTHRACENE	84 U	63 J	42 U	60	43 U	51 U	1800
FLUORANTHENE	370	810	230	1100	43 U	51 U	19000
FLUORENE	84 U	100	42 U	32 J	43 U	51 U	2700
INDENO(1,2,3-CD)PYRENE	140	280	55	270	43 U	51 U	6000
NAPHTHALENE	83 J	190	42 U	57 U	43 U	51 U	170 J
PHENANTHRENE	140	400	50	230	43 U	51 U	6700
PYRENE	350	730	230	1200	43 U	51 U	12000

ANALYTICAL RESULTS FOR ORGANIC CONTAMINANTS IN SEDIMENT
FROG MORTAR CREEK
MARTIN STATE AIRPORT
LOCHEED MARTIN
MIDDLE RIVER, MARYLAND

SAMPLE ID:	FMC-III-SED-19B	FMC-III-SED-19C	FMC-III-SED-21B	FMC-III-SED-21C	FMC-III-SED-22B	FMC-III-SED-22C	FMC-III-SED-27A
LABORATORY ID:	C8G310262022	C8G310262023	C8G310262024	C8G310262025	C8G310262026	C8G310262027	C8H010190009
SAMPLE DATE:	7/30/2008	7/30/2008	7/30/2008	7/30/2008	7/30/2008	7/30/2008	7/31/2008
MATRIX:	SD	SD	SD	SD	SD	SD	SD
VOLATILE SOILS (ug/kg)							
1,1,1-TRICHLOROETHANE	13 U	13 U	6.4 U	8.5 U	6.4 U	7.6 U	10 U
1,1,2,2-TETRACHLOROETHANE	13 U	13 U	6.4 U	8.5 U	6.4 U	7.6 U	10 U
1,1,2-TRICHLOROETHANE	13 U	13 U	6.4 U	8.5 U	6.4 U	7.6 U	10 U
1,1,2-TRICHLOROTRIFLUOROETHANE	13 U	13 U	6.4 U	8.5 U	6.4 U	7.6 U	10 U
1,1-DICHLOROETHANE	13 U	13 U	6.4 U	8.5 U	6.4 U	7.6 U	10 U
1,1-DICHLOROETHENE	13 U	13 U	6.4 U	8.5 U	6.4 U	7.6 U	10 U
1,2,4-TRICHLOROBENZENE	13 U	13 U	6.4 U	8.5 U	6.4 U	7.6 U	10 U
1,2-DIBROMO-3-CHLOROPROPANE	13 U	13 U	6.4 U	8.5 U	6.4 U	7.6 U	10 U
1,2-DIBROMOETHANE	13 U	13 U	6.4 U	8.5 U	6.4 U	7.6 U	10 U
1,2-DICHLOROBENZENE	13 U	13 U	6.4 U	8.5 U	6.4 U	7.6 U	10 U
1,2-DICHLOROETHANE	13 U	13 U	6.4 U	8.5 U	6.4 U	7.6 U	10 U
1,2-DICHLOROPROPANE	13 U	13 U	6.4 U	8.5 U	6.4 U	7.6 U	10 U
1,3-DICHLOROBENZENE	13 U	13 U	6.4 U	8.5 U	6.4 U	7.6 U	10 U
1,4-DICHLOROBENZENE	13 U	13 U	6.4 U	8.5 U	6.4 U	7.6 U	10 U
2-BUTANONE	13 U	13 U	6.4 U	8.5 U	6.4 U	7.6 U	10 U
2-HEXANONE	13 U	13 U	6.4 U	8.5 U	6.4 U	7.6 U	10 U
4-METHYL-2-PENTANONE	13 U	13 U	6.4 U	8.5 U	6.4 U	7.6 U	10 U
ACETONE	15 B	25 B	26 U	18 B	26 U	9.6 B	11 B
BENZENE	13 U	13 U	6.4 U	8.5 U	6.4 U	7.6 U	10 U
BROMODICHLOROMETHANE	13 U	13 U	6.4 U	8.5 U	6.4 U	7.6 U	10 U
BROMOFORM	13 U	13 U	6.4 U	8.5 U	6.4 U	7.6 U	10 U
BROMOMETHANE	13 U	13 U	6.4 U	8.5 U	6.4 U	7.6 U	10 U
CARBON DISULFIDE	13 U	13 U	6.4 U	5.3 J	6.4 U	7.6 U	10 U
CARBON TETRACHLORIDE	13 U	13 U	6.4 U	8.5 U	6.4 U	7.6 U	10 U

ANALYTICAL RESULTS FOR ORGANIC CONTAMINANTS IN SEDIMENT
FROG MORTAR CREEK
MARTIN STATE AIRPORT
LOCHEED MARTIN
MIDDLE RIVER, MARYLAND

SAMPLE ID:	FMC-III-SED-19B	FMC-III-SED-19C	FMC-III-SED-21B	FMC-III-SED-21C	FMC-III-SED-22B	FMC-III-SED-22C	FMC-III-SED-27A
LABORATORY ID:	C8G310262022	C8G310262023	C8G310262024	C8G310262025	C8G310262026	C8G310262027	C8H010190009
SAMPLE DATE:	7/30/2008	7/30/2008	7/30/2008	7/30/2008	7/30/2008	7/30/2008	7/31/2008
MATRIX:	SD	SD	SD	SD	SD	SD	SD
CHLOROBENZENE	13 U	13 U	6.4 U	8.5 U	6.4 U	7.6 U	10 U
CHLORODIBROMOMETHANE	13 U	13 U	6.4 U	8.5 U	6.4 U	7.6 U	10 U
CHLOROETHANE	13 U	13 U	6.4 U	8.5 U	6.4 U	7.6 U	10 U
CHLOROFORM	13 U	13 U	6.4 U	8.5 U	6.4 U	7.6 U	10 U
CHLOROMETHANE	13 U	13 U	6.4 U	8.5 U	6.4 U	7.6 U	10 U
CIS-1,2-DICHLOROETHENE	13 U	13 U	2.9 J	3.9 J	5.4 J	5.3 J	10 U
CIS-1,3-DICHLOROPROPENE	13 U	13 U	6.4 U	8.5 U	6.4 U	7.6 U	10 U
CYCLOHEXANE	13 U	13 U	6.4 U	8.5 U	6.4 U	7.6 U	10 U
DICHLORODIFLUOROMETHANE	13 U	13 U	6.4 U	8.5 U	6.4 U	7.6 U	10 U
ETHYLBENZENE	13 U	13 U	6.4 U	8.5 U	6.4 U	7.6 U	10 U
ISOPROPYLBENZENE	13 U	13 U	6.4 U	8.5 U	6.4 U	7.6 U	10 U
METHYL ACETATE	13 U	13 U	6.4 U	8.5 U	6.4 U	7.6 U	10 U
METHYL CYCLOHEXANE	13 U	13 U	6.4 U	8.5 U	6.4 U	7.6 U	10 U
METHYL TERT-BUTYL ETHER	13 U	13 U	6.4 U	8.5 U	6.4 U	7.6 U	10 U
METHYLENE CHLORIDE	13 U	13 U	6.4 U	8.5 U	6.4 U	7.6 U	10 U
STYRENE	13 U	13 U	6.4 U	8.5 U	6.4 U	7.6 U	10 U
TETRACHLOROETHENE	13 U	13 U	6.4 U	8.5 U	6.4 U	7.6 U	10 U
TOLUENE	13 U	13 U	6.4 U	8.5 U	6.4 U	7.6 U	10 U
TOTAL XYLENES	38 U	38 U	19 U	26 U	19 U	23 U	31 U
TRANS-1,2-DICHLOROETHENE	13 U	13 U	6.4 U	8.5 U	6.4 U	7.6 U	10 U
TRANS-1,3-DICHLOROPROPENE	13 U	13 U	6.4 U	8.5 U	6.4 U	7.6 U	10 U
TRICHLOROETHENE	13 U	13 U	6.4 U	8.5 U	6.4 U	7.6 U	10 U
TRICHLOROFLUOROMETHANE	13 U	13 U	6.4 U	8.5 U	6.4 U	7.6 U	10 U
VINYL CHLORIDE	13 U	13 U	6.4 U	8.5 U	6.4 U	7.6 U	10 U
MISCELLANEOUS (%)							

ANALYTICAL RESULTS FOR ORGANIC CONTAMINANTS IN SEDIMENT
FROG MORTAR CREEK
MARTIN STATE AIRPORT
LOCHEED MARTIN
MIDDLE RIVER, MARYLAND

	SAMPLE ID:	FMC-III-SED-19B	FMC-III-SED-19C	FMC-III-SED-21B	FMC-III-SED-21C	FMC-III-SED-22B	FMC-III-SED-22C	FMC-III-SED-27A
	LABORATORY ID:	C8G310262022	C8G310262023	C8G310262024	C8G310262025	C8G310262026	C8G310262027	C8H010190009
	SAMPLE DATE:	7/30/2008	7/30/2008	7/30/2008	7/30/2008	7/30/2008	7/30/2008	7/31/2008
	MATRIX:	SD	SD	SD	SD	SD	SD	SD
PERCENT SOLIDS		39.3	39.5	78	58.6	78.2	65.9	48.9

ANALYTICAL RESULTS FOR ORGANIC CONTAMINANTS IN SEDIMENT
FROG MORTAR CREEK
MARTIN STATE AIRPORT
LOCHEED MARTIN
MIDDLE RIVER, MARYLAND

SAMPLE ID:	FMC-III-SED-27B	FMC-III-SED-27C	FMC-III-SED-28A	FMC-III-SED-28B	FMC-III-SED-28C	FMC-III-SED-29A	FMC-III-SED-29B
LABORATORY ID:	C8H010190010	C8H010190011	C8H010190012	C8H010190013	C8H010190014	C8G310262001	C8G310262002
SAMPLE DATE:	7/31/2008	7/31/2008	7/31/2008	7/31/2008	7/31/2008	7/29/2008	7/29/2008
MATRIX:	SD	SD	SD	SD	SD	SD	SD
PESTICIDES/PCBs (ug/kg)							
AROCLOR-1016	40	29 U	43 U	36 U	34 U	22 U	22 U
AROCLOR-1221	26 U	29 U	43 U	36 U	34 U	22 U	22 U
AROCLOR-1232	26 U	29 U	43 U	36 U	34 U	22 U	22 U
AROCLOR-1242	26 U	29 U	43 U	36 U	34 U	22 U	22 U
AROCLOR-1248	26 U	29 U	43 U	36 U	34 U	22 U	22 U
AROCLOR-1254	630	1700	43 U	140	34 U	41	22 U
AROCLOR-1260	370	970	180	78	160	18 J	9 J
POLY AROMATIC HYDROCARBONS (ug/kg)							
ACENAPHTHENE	1200	2700	640	270	240	210	89
ACENAPHTHYLENE	250	1100	490	120 J	140 U	510	140
ANTHRACENE	2400	6400	1100	470	300	490	170
BENZO(A)ANTHRACENE	7800	22000	2100	760	170	830	330
BENZO(A)PYRENE	8100	19000	2600	960	290	1100	380
BENZO(B)FLUORANTHENE	8900	19000	2600	820	210	730	270
BENZO(G,H,I)PERYLENE	6300	14000	2500	830	280	820	290
BENZO(K)FLUORANTHENE	4400	7400	1300	280	79 J	370	120
CHRYSENE	9600	25000	2400	750	180	1100	310
DIBENZO(A,H)ANTHRACENE	1700	4100	710	190	150	230	78
FLUORANTHENE	24000	56000	4300	1700	490	1100	330
FLUORENE	1400	3500	1300	550	500	400	170
INDENO(1,2,3-CD)PYRENE	5400	12000	2100	630	260	610	220
NAPHTHALENE	270	490 J	340 U	150 U	140 U	94	20 J
PHENANTHRENE	11000	24000	1200	610	140	510	130
PYRENE	15000	38000	3100	1700 L	260	1600 J	410

ANALYTICAL RESULTS FOR ORGANIC CONTAMINANTS IN SEDIMENT
FROG MORTAR CREEK
MARTIN STATE AIRPORT
LOCHEED MARTIN
MIDDLE RIVER, MARYLAND

SAMPLE ID:	FMC-III-SED-27B	FMC-III-SED-27C	FMC-III-SED-28A	FMC-III-SED-28B	FMC-III-SED-28C	FMC-III-SED-29A	FMC-III-SED-29B
LABORATORY ID:	C8H010190010	C8H010190011	C8H010190012	C8H010190013	C8H010190014	C8G310262001	C8G310262002
SAMPLE DATE:	7/31/2008	7/31/2008	7/31/2008	7/31/2008	7/31/2008	7/29/2008	7/29/2008
MATRIX:	SD	SD	SD	SD	SD	SD	SD
VOLATILE SOILS (ug/kg)							
1,1,1-TRICHLOROETHANE	7.9 U	8.7 U	13 U	11 U	10 U	6.7 U	6.7 U
1,1,2,2-TETRACHLOROETHANE	7.9 U	8.7 U	13 U	11 U	10 U	6.7 U	6.7 U
1,1,2-TRICHLOROETHANE	7.9 U	8.7 U	13 U	11 U	10 U	6.7 U	6.7 U
1,1,2-TRICHLOROTRIFLUOROETHANE	7.9 U	8.7 U	13 U	11 U	10 U	6.7 U	6.7 U
1,1-DICHLOROETHANE	7.9 U	8.7 U	13 U	11 U	10 U	6.7 U	6.7 U
1,1-DICHLOROETHENE	7.9 U	8.7 U	13 U	11 U	10 U	6.7 U	6.7 U
1,2,4-TRICHLOROBENZENE	7.9 U	8.7 U	13 U	11 U	10 U	6.7 U	6.7 U
1,2-DIBROMO-3-CHLOROPROPANE	7.9 U	8.7 U	13 U	11 U	10 U	6.7 U	6.7 U
1,2-DIBROMOETHANE	7.9 U	8.7 U	13 U	11 U	10 U	6.7 U	6.7 U
1,2-DICHLOROBENZENE	7.9 U	8.7 U	13 U	11 U	10 U	6.7 U	6.7 U
1,2-DICHLOROETHANE	7.9 U	8.7 U	13 U	11 U	10 U	6.7 U	6.7 U
1,2-DICHLOROPROPANE	7.9 U	8.7 U	13 U	11 U	10 U	6.7 U	6.7 U
1,3-DICHLOROBENZENE	7.9 U	8.7 U	13 U	11 U	10 U	6.7 U	6.7 U
1,4-DICHLOROBENZENE	7.9 U	8.7 U	13 U	11 U	10 U	6.7 U	6.7 U
2-BUTANONE	7.9 U	9.8	13 U	11 U	10 U	6.7 U	6.7 U
2-HEXANONE	7.9 U	8.7 U	13 U	11 U	10 U	6.7 U	6.7 U
4-METHYL-2-PENTANONE	7.9 U	8.7 U	13 U	11 U	10 U	6.7 U	6.7 U
ACETONE	32 U	29 B	51 U	17 B	25 B	27 U	27 U
BENZENE	7.9 U	8.7 U	13 U	11 U	10 U	6.7 U	6.7 U
BROMODICHLOROMETHANE	7.9 U	8.7 U	13 U	11 U	10 U	6.7 U	6.7 U
BROMOFORM	7.9 U	8.7 U	13 U	11 U	10 U	6.7 U	6.7 U
BROMOMETHANE	7.9 U	8.7 U	13 U	11 U	10 U	6.7 U	6.7 U
CARBON DISULFIDE	7.9 U	8.7 U	13 U	11 U	10 U	6.7 U	6.7 U
CARBON TETRACHLORIDE	7.9 U	8.7 U	13 U	11 U	10 U	6.7 U	6.7 U

ANALYTICAL RESULTS FOR ORGANIC CONTAMINANTS IN SEDIMENT
FROG MORTAR CREEK
MARTIN STATE AIRPORT
LOCHEED MARTIN
MIDDLE RIVER, MARYLAND

SAMPLE ID:	FMC-III-SED-27B	FMC-III-SED-27C	FMC-III-SED-28A	FMC-III-SED-28B	FMC-III-SED-28C	FMC-III-SED-29A	FMC-III-SED-29B
LABORATORY ID:	C8H010190010	C8H010190011	C8H010190012	C8H010190013	C8H010190014	C8G310262001	C8G310262002
SAMPLE DATE:	7/31/2008	7/31/2008	7/31/2008	7/31/2008	7/31/2008	7/29/2008	7/29/2008
MATRIX:	SD	SD	SD	SD	SD	SD	SD
CHLOROBENZENE	7.9 U	8.7 U	13 U	11 U	10 U	6.7 U	6.7 U
CHLORODIBROMOMETHANE	7.9 U	8.7 U	13 U	11 U	10 U	6.7 U	6.7 U
CHLOROETHANE	7.9 U	8.7 U	13 U	11 U	10 U	6.7 U	6.7 U
CHLOROFORM	7.9 U	8.7 U	13 U	11 U	10 U	6.7 U	6.7 U
CHLOROMETHANE	7.9 U	8.7 U	13 U	11 U	10 U	6.7 U	6.7 U
CIS-1,2-DICHLOROETHENE	7.9 U	8.7 U	13 U	11 U	10 U	6.7 U	6.7 U
CIS-1,3-DICHLOROPROPENE	7.9 U	8.7 U	13 U	11 U	10 U	6.7 U	6.7 U
CYCLOHEXANE	7.9 U	8.7 U	13 U	11 U	10 U	6.7 U	6.7 U
DICHLORODIFLUOROMETHANE	7.9 U	8.7 U	13 U	11 U	10 U	6.7 U	6.7 U
ETHYLBENZENE	7.9 U	8.7 U	13 U	11 U	10 U	6.7 U	6.7 U
ISOPROPYLBENZENE	7.9 U	8.7 U	13 U	11 U	10 U	6.7 U	6.7 U
METHYL ACETATE	7.9 U	8.7 U	13 U	11 U	10 U	6.7 U	6.7 U
METHYL CYCLOHEXANE	7.9 U	8.7 U	13 U	11 U	10 U	6.7 U	6.7 U
METHYL TERT-BUTYL ETHER	7.9 U	8.7 U	13 U	11 U	10 U	6.7 U	6.7 U
METHYLENE CHLORIDE	7.9 U	4 B	13 U	11 U	2.5 B	6.7 U	6.7 U
STYRENE	7.9 U	8.7 U	13 U	11 U	10 U	6.7 U	6.7 U
TETRACHLOROETHENE	7.9 U	8.7 U	13 U	11 U	10 U	6.7 U	6.7 U
TOLUENE	7.9 U	8.7 U	13 U	11 U	10 U	6.7 U	6.7 U
TOTAL XYLENES	24 U	26 U	39 U	33 U	31 U	20 U	20 U
TRANS-1,2-DICHLOROETHENE	7.9 U	8.7 U	13 U	11 U	10 U	6.7 U	6.7 U
TRANS-1,3-DICHLOROPROPENE	7.9 U	8.7 U	13 U	11 U	10 U	6.7 U	6.7 U
TRICHLOROETHENE	7.9 U	8.7 U	13 U	11 U	10 U	6.7 U	6.7 U
TRICHLOROFLUOROMETHANE	7.9 U	8.7 U	13 U	11 U	10 U	6.7 U	6.7 U
VINYL CHLORIDE	7.9 U	8.7 U	13 U	11 U	10 U	6.7 U	6.7 U
MISCELLANEOUS (%)							

ANALYTICAL RESULTS FOR ORGANIC CONTAMINANTS IN SEDIMENT
FROG MORTAR CREEK
MARTIN STATE AIRPORT
LOCHEED MARTIN
MIDDLE RIVER, MARYLAND

	SAMPLE ID:	FMC-III-SED-27B	FMC-III-SED-27C	FMC-III-SED-28A	FMC-III-SED-28B	FMC-III-SED-28C	FMC-III-SED-29A	FMC-III-SED-29B
	LABORATORY ID:	C8H010190010	C8H010190011	C8H010190012	C8H010190013	C8H010190014	C8G310262001	C8G310262002
	SAMPLE DATE:	7/31/2008	7/31/2008	7/31/2008	7/31/2008	7/31/2008	7/29/2008	7/29/2008
	MATRIX:	SD	SD	SD	SD	SD	SD	SD
PERCENT SOLIDS		63.3	57.3	38.9	45.7	48.5	75	74.9

ANALYTICAL RESULTS FOR ORGANIC CONTAMINANTS IN SEDIMENT
FROG MORTAR CREEK
MARTIN STATE AIRPORT
LOCHEED MARTIN
MIDDLE RIVER, MARYLAND

SAMPLE ID:	FMC-III-SED-29C	FMC-III-SED-30A	FMC-III-SED-30B	FMC-III-SED-30C	FMC-III-SED-31A	FMC-III-SED-31B	FMC-III-SED-31C
LABORATORY ID:	C8G310262003	C8H010190015	C8H010190016	C8H010190017	C8G310262004	C8G310262005	C8G310262006
SAMPLE DATE:	7/29/2008	7/31/2008	7/31/2008	7/31/2008	7/29/2008	7/29/2008	7/29/2008
MATRIX:	SD	SD	SD	SD	SD	SD	SD
PESTICIDES/PCBs (ug/kg)							
AROCLOR-1016	22 U	39 U	47 U	41 U	25 U	26 U	30 U
AROCLOR-1221	22 U	39 U	47 U	41 U	25 U	26 U	30 U
AROCLOR-1232	22 U	39 U	47 U	41 U	25 U	26 U	30 U
AROCLOR-1242	22 U	39 U	47 U	41 U	25 U	26 U	30 U
AROCLOR-1248	22 U	39 U	47 U	41 U	25 U	26 U	30 U
AROCLOR-1254	22 U	39 U	47 U	41 U	84	52	30 U
AROCLOR-1260	22 U	130	150	41 U	47	19 J	30 U
POLY AROMATIC HYDROCARBONS (ug/kg)							
ACENAPHTHENE	44 U	270	320	160 U	87	88	60 U
ACENAPHTHYLENE	44 U	180	110 J	160 U	45 J	18 J	60 U
ANTHRACENE	44 U	420	450	160 U	150	120	60 U
BENZO(A)ANTHRACENE	44 U	480	300	160 U	450	110	60 U
BENZO(A)PYRENE	44 U	660	440	160 U	490	160	60 U
BENZO(B)FLUORANTHENE	44 U	690	520	160 U	550	160	60 U
BENZO(G,H,I)PERYLENE	44 U	640	500	160 U	360	150	60 U
BENZO(K)FLUORANTHENE	44 U	350	190 U	160 U	210	55	60 U
CHRYSENE	44 U	530	360	160 U	450	100	60 U
DIBENZO(A,H)ANTHRACENE	44 U	220	210	160 U	110	52	60 U
FLUORANTHENE	44 U	850	750	160 U	800	240	71
FLUORENE	44 U	580	700	160 U	190	180	60 U
INDENO(1,2,3-CD)PYRENE	44 U	560	450	160 U	320	140	60 U
NAPHTHALENE	44 U	39 J	80 J	160 U	51 U	51 U	60 U
PHENANTHRENE	44 U	160	200	160 U	110	68	60 U
PYRENE	44 U	560	440	160 U	560	160	60 U

ANALYTICAL RESULTS FOR ORGANIC CONTAMINANTS IN SEDIMENT
FROG MORTAR CREEK
MARTIN STATE AIRPORT
LOCHEED MARTIN
MIDDLE RIVER, MARYLAND

SAMPLE ID:	FMC-III-SED-29C	FMC-III-SED-30A	FMC-III-SED-30B	FMC-III-SED-30C	FMC-III-SED-31A	FMC-III-SED-31B	FMC-III-SED-31C
LABORATORY ID:	C8G310262003	C8H010190015	C8H010190016	C8H010190017	C8G310262004	C8G310262005	C8G310262006
SAMPLE DATE:	7/29/2008	7/31/2008	7/31/2008	7/31/2008	7/29/2008	7/29/2008	7/29/2008
MATRIX:	SD	SD	SD	SD	SD	SD	SD
VOLATILE SOILS (ug/kg)							
1,1,1-TRICHLOROETHANE	6.6 U	12 U	14 U	12 U	7.7 U	7.7 U	9 U
1,1,2,2-TETRACHLOROETHANE	6.6 U	12 U	14 U	12 U	7.7 U	7.7 U	9 U
1,1,2-TRICHLOROETHANE	6.6 U	12 U	14 U	12 U	7.7 U	7.7 U	9 U
1,1,2-TRICHLOROTRIFLUOROETHANE	6.6 U	12 U	14 U	12 U	7.7 U	7.7 U	9 U
1,1-DICHLOROETHANE	6.6 U	12 U	14 U	12 U	7.7 U	7.7 U	9 U
1,1-DICHLOROETHENE	6.6 U	12 U	14 U	12 U	7.7 U	7.7 U	9 U
1,2,4-TRICHLOROBENZENE	6.6 U	12 U	14 U	12 U	7.7 U	7.7 U	9 U
1,2-DIBROMO-3-CHLOROPROPANE	6.6 U	12 U	14 U	12 U	7.7 U	7.7 U	9 U
1,2-DIBROMOETHANE	6.6 U	12 U	14 U	12 U	7.7 U	7.7 U	9 U
1,2-DICHLOROBENZENE	6.6 U	12 U	14 U	12 U	7.7 U	7.7 U	9 U
1,2-DICHLOROETHANE	6.6 U	12 U	14 U	12 U	7.7 U	7.7 U	9 U
1,2-DICHLOROPROPANE	6.6 U	12 U	14 U	12 U	7.7 U	7.7 U	9 U
1,3-DICHLOROBENZENE	6.6 U	12 U	14 U	12 U	7.7 U	7.7 U	9 U
1,4-DICHLOROBENZENE	6.6 U	12 U	14 U	12 U	7.7 U	7.7 U	9 U
2-BUTANONE	6.6 U	12 U	14 U	12 U	7.7 U	7.7 U	9 U
2-HEXANONE	6.6 U	12 U	14 U	12 U	7.7 U	7.7 U	9 U
4-METHYL-2-PENTANONE	6.6 U	12 U	14 U	12 U	7.7 U	7.7 U	9 U
ACETONE	26 U	47 U	17 B	21 B	31 U	31 U	13 B
BENZENE	6.6 U	12 U	14 U	12 U	7.7 U	7.7 U	9 U
BROMODICHLOROMETHANE	6.6 U	12 U	14 U	12 U	7.7 U	7.7 U	9 U
BROMOFORM	6.6 U	12 U	14 U	12 U	7.7 U	7.7 U	9 U
BROMOMETHANE	6.6 U	12 U	14 U	12 U	7.7 U	7.7 U	9 U
CARBON DISULFIDE	6.6 U	12 U	14 U	12 U	7.7 U	7.7 U	9 U
CARBON TETRACHLORIDE	6.6 U	12 U	14 U	12 U	7.7 U	7.7 U	9 U

ANALYTICAL RESULTS FOR ORGANIC CONTAMINANTS IN SEDIMENT
FROG MORTAR CREEK
MARTIN STATE AIRPORT
LOCHEED MARTIN
MIDDLE RIVER, MARYLAND

SAMPLE ID:	FMC-III-SED-29C	FMC-III-SED-30A	FMC-III-SED-30B	FMC-III-SED-30C	FMC-III-SED-31A	FMC-III-SED-31B	FMC-III-SED-31C
LABORATORY ID:	C8G310262003	C8H010190015	C8H010190016	C8H010190017	C8G310262004	C8G310262005	C8G310262006
SAMPLE DATE:	7/29/2008	7/31/2008	7/31/2008	7/31/2008	7/29/2008	7/29/2008	7/29/2008
MATRIX:	SD	SD	SD	SD	SD	SD	SD
CHLOROBENZENE	6.6 U	12 U	14 U	12 U	7.7 U	7.7 U	9 U
CHLORODIBROMOMETHANE	6.6 U	12 U	14 U	12 U	7.7 U	7.7 U	9 U
CHLOROETHANE	6.6 U	12 U	14 U	12 U	7.7 U	7.7 U	9 U
CHLOROFORM	6.6 U	12 U	14 U	12 U	7.7 U	7.7 U	9 U
CHLOROMETHANE	6.6 U	12 U	14 U	12 U	7.7 U	7.7 U	9 U
CIS-1,2-DICHLOROETHENE	6.6 U	12 U	14 U	12 U	7.7 U	7.7 U	9 U
CIS-1,3-DICHLOROPROPENE	6.6 U	12 U	14 U	12 U	7.7 U	7.7 U	9 U
CYCLOHEXANE	6.6 U	12 U	14 U	12 U	7.7 U	7.7 U	9 U
DICHLORODIFLUOROMETHANE	6.6 U	12 U	14 U	12 U	7.7 U	7.7 U	9 U
ETHYLBENZENE	6.6 U	12 U	14 U	12 U	7.7 U	7.7 U	9 U
ISOPROPYLBENZENE	6.6 U	12 U	14 U	12 U	7.7 U	7.7 U	9 U
METHYL ACETATE	6.6 U	12 U	14 U	12 U	7.7 U	7.7 U	9 U
METHYL CYCLOHEXANE	6.6 U	12 U	14 U	12 U	7.7 U	7.7 U	9 U
METHYL TERT-BUTYL ETHER	6.6 U	12 U	14 U	12 U	7.7 U	7.7 U	9 U
METHYLENE CHLORIDE	6.6 U	12 U	14 U	12 U	7.7 U	7.7 U	9 U
STYRENE	6.6 U	12 U	14 U	12 U	7.7 U	7.7 U	9 U
TETRACHLOROETHENE	6.6 U	12 U	14 U	12 U	7.7 U	7.7 U	9 U
TOLUENE	6.6 U	12 U	14 U	12 U	7.7 U	7.7 U	9 U
TOTAL XYLENES	20 U	35 U	43 U	36 U	23 U	23 U	27 U
TRANS-1,2-DICHLOROETHENE	6.6 U	12 U	14 U	12 U	7.7 U	7.7 U	9 U
TRANS-1,3-DICHLOROPROPENE	6.6 U	12 U	14 U	12 U	7.7 U	7.7 U	9 U
TRICHLOROETHENE	6.6 U	12 U	14 U	12 U	7.7 U	7.7 U	9 U
TRICHLOROFLUOROMETHANE	6.6 U	12 U	14 U	12 U	7.7 U	7.7 U	9 U
VINYL CHLORIDE	6.6 U	12 U	14 U	12 U	7.7 U	7.7 U	9 U
MISCELLANEOUS (%)							

ANALYTICAL RESULTS FOR ORGANIC CONTAMINANTS IN SEDIMENT
FROG MORTAR CREEK
MARTIN STATE AIRPORT
LOCHEED MARTIN
MIDDLE RIVER, MARYLAND

	SAMPLE ID:	FMC-III-SED-29C	FMC-III-SED-30A	FMC-III-SED-30B	FMC-III-SED-30C	FMC-III-SED-31A	FMC-III-SED-31B	FMC-III-SED-31C
	LABORATORY ID:	C8G310262003	C8H010190015	C8H010190016	C8H010190017	C8G310262004	C8G310262005	C8G310262006
	SAMPLE DATE:	7/29/2008	7/31/2008	7/31/2008	7/31/2008	7/29/2008	7/29/2008	7/29/2008
	MATRIX:	SD	SD	SD	SD	SD	SD	SD
PERCENT SOLIDS		75.7	42.5	35.2	41.1	64.8	64.8	55.7

ANALYTICAL RESULTS FOR ORGANIC CONTAMINANTS IN SEDIMENT
FROG MORTAR CREEK
MARTIN STATE AIRPORT
LOCHEED MARTIN
MIDDLE RIVER, MARYLAND

SAMPLE ID:	FMC-III-SED-32A	FMC-III-SED-32B	FMC-III-SED-32C	FMC-III-SED-33A	FMC-III-SED-33B	FMC-III-SED-33C	FMC-III-SED-34A
LABORATORY ID:	C8H010190018	C8H010190019	C8H010190020	C8G310262007	C8G310262008	C8G310262009	C8G310262010
SAMPLE DATE:	7/31/2008	7/31/2008	7/31/2008	7/29/2008	7/29/2008	7/29/2008	7/29/2008
MATRIX:	SD	SD	SD	SD	SD	SD	SD
PESTICIDES/PCBs (ug/kg)							
AROCLOR-1016	61 U	56 U	47 U	53 U	32 U	21 U	78 U
AROCLOR-1221	61 U	56 U	47 U	53 U	32 U	21 U	78 U
AROCLOR-1232	61 U	56 U	47 U	53 U	32 U	21 U	78 U
AROCLOR-1242	61 U	56 U	47 U	53 U	32 U	21 U	78 U
AROCLOR-1248	61 U	56 U	47 U	53 U	32 U	21 U	78 U
AROCLOR-1254	260	56 U	47 U	150	82	26	100
AROCLOR-1260	130	490	47 U	99	56	15 J	89
POLY AROMATIC HYDROCARBONS (ug/kg)							
ACENAPHTHENE	410	400	190 U	370	220	71	520
ACENAPHTHYLENE	190 J	220	190 U	190 J	99 J	78	130 J
ANTHRACENE	620	630	190 U	580	340	100	710
BENZO(A)ANTHRACENE	410	600	190 U	500	240	260	280 J
BENZO(A)PYRENE	700	860	190 U	760	430	490	580
BENZO(B)FLUORANTHENE	870	1100	190 U	850	440	340	520
BENZO(G,H,I)PERYLENE	800	970	190 U	820	520	430	660
BENZO(K)FLUORANTHENE	240 U	220 U	190 U	260	170	170	110 J
CHRYSENE	480	750	190 U	560	360	250	440
DIBENZO(A,H)ANTHRACENE	280	280	190 U	270	170	91	320
FLUORANTHENE	980	1400	190 U	1100	620	210	870
FLUORENE	900	860	190 U	790	480	150	1100
INDENO(1,2,3-CD)PYRENE	700	810	190 U	710	430	300	620
NAPHTHALENE	74 J	140 J	190 U	66 J	42 J	23 J	83 J
PHENANTHRENE	230 J	430	190 U	310	150	32 J	210 J
PYRENE	660	1100	190 U	850	480	230	520

ANALYTICAL RESULTS FOR ORGANIC CONTAMINANTS IN SEDIMENT
FROG MORTAR CREEK
MARTIN STATE AIRPORT
LOCHEED MARTIN
MIDDLE RIVER, MARYLAND

SAMPLE ID:	FMC-III-SED-32A	FMC-III-SED-32B	FMC-III-SED-32C	FMC-III-SED-33A	FMC-III-SED-33B	FMC-III-SED-33C	FMC-III-SED-34A
LABORATORY ID:	C8H010190018	C8H010190019	C8H010190020	C8G310262007	C8G310262008	C8G310262009	C8G310262010
SAMPLE DATE:	7/31/2008	7/31/2008	7/31/2008	7/29/2008	7/29/2008	7/29/2008	7/29/2008
MATRIX:	SD	SD	SD	SD	SD	SD	SD
VOLATILE SOILS (ug/kg)							
1,1,1-TRICHLOROETHANE	18 U	17 U	14 U	16 U	9.7 U	6.3 U	23 U
1,1,2,2-TETRACHLOROETHANE	18 U	17 U	14 U	16 U	9.7 U	6.3 U	23 U
1,1,2-TRICHLOROETHANE	18 U	17 U	14 U	16 U	9.7 U	6.3 U	23 U
1,1,2-TRICHLOROTRIFLUOROETHANE	18 U	17 U	14 U	16 U	9.7 U	6.3 U	23 U
1,1-DICHLOROETHANE	18 U	17 U	14 U	16 U	9.7 U	6.3 U	23 U
1,1-DICHLOROETHENE	18 U	17 U	14 U	16 U	9.7 U	6.3 U	23 U
1,2,4-TRICHLOROBENZENE	18 U	17 U	14 U	16 U	9.7 U	6.3 U	23 U
1,2-DIBROMO-3-CHLOROPROPANE	18 U	17 U	14 U	16 U	9.7 U	6.3 U	23 U
1,2-DIBROMOETHANE	18 U	17 U	14 U	16 U	9.7 U	6.3 U	23 U
1,2-DICHLOROBENZENE	18 U	17 U	14 U	16 U	9.7 U	6.3 U	23 U
1,2-DICHLOROETHANE	18 U	17 U	14 U	16 U	9.7 U	6.3 U	23 U
1,2-DICHLOROPROPANE	18 U	17 U	14 U	16 U	9.7 U	6.3 U	23 U
1,3-DICHLOROBENZENE	18 U	17 U	14 U	16 U	9.7 U	6.3 U	23 U
1,4-DICHLOROBENZENE	18 U	17 U	14 U	16 U	9.7 U	6.3 U	23 U
2-BUTANONE	18 U	17 U	14 U	16 U	9.7 U	6.3 U	23 U
2-HEXANONE	18 U	17 U	14 U	16 U	9.7 U	6.3 U	23 U
4-METHYL-2-PENTANONE	18 U	17 U	14 U	16 U	9.7 U	6.3 U	23 U
ACETONE	73 U	41 B	56 U	64 U	39 U	25 U	94 U
BENZENE	18 U	17 U	14 U	16 U	9.7 U	6.3 U	23 U
BROMODICHLOROMETHANE	18 U	17 U	14 U	16 U	9.7 U	6.3 U	23 U
BROMOFORM	18 U	17 U	14 U	16 U	9.7 U	6.3 U	23 U
BROMOMETHANE	18 U	17 U	14 U	16 U	9.7 U	6.3 U	23 U
CARBON DISULFIDE	18 U	17 U	14 U	16 U	9.7 U	6.3 U	23 U
CARBON TETRACHLORIDE	18 U	17 U	14 U	16 U	9.7 U	6.3 U	23 U

ANALYTICAL RESULTS FOR ORGANIC CONTAMINANTS IN SEDIMENT
FROG MORTAR CREEK
MARTIN STATE AIRPORT
LOCHEED MARTIN
MIDDLE RIVER, MARYLAND

SAMPLE ID:	FMC-III-SED-32A	FMC-III-SED-32B	FMC-III-SED-32C	FMC-III-SED-33A	FMC-III-SED-33B	FMC-III-SED-33C	FMC-III-SED-34A
LABORATORY ID:	C8H010190018	C8H010190019	C8H010190020	C8G310262007	C8G310262008	C8G310262009	C8G310262010
SAMPLE DATE:	7/31/2008	7/31/2008	7/31/2008	7/29/2008	7/29/2008	7/29/2008	7/29/2008
MATRIX:	SD	SD	SD	SD	SD	SD	SD
CHLOROBENZENE	18 U	17 U	14 U	16 U	9.7 U	6.3 U	23 U
CHLORODIBROMOMETHANE	18 U	17 U	14 U	16 U	9.7 U	6.3 U	23 U
CHLOROETHANE	18 U	17 U	14 U	16 U	9.7 U	6.3 U	23 U
CHLOROFORM	18 U	17 U	14 U	16 U	9.7 U	6.3 U	23 U
CHLOROMETHANE	18 U	17 U	14 U	16 U	9.7 U	6.3 U	23 U
CIS-1,2-DICHLOROETHENE	18 U	17 U	14 U	16 U	9.7 U	6.3 U	23 U
CIS-1,3-DICHLOROPROPENE	18 U	17 U	14 U	16 U	9.7 U	6.3 U	23 U
CYCLOHEXANE	18 U	17 U	14 U	16 U	9.7 U	6.3 U	23 U
DICHLORODIFLUOROMETHANE	18 U	17 U	14 U	16 U	9.7 U	6.3 U	23 U
ETHYLBENZENE	18 U	17 U	14 U	16 U	9.7 U	6.3 U	23 U
ISOPROPYLBENZENE	18 U	17 U	14 U	16 U	9.7 U	6.3 U	23 U
METHYL ACETATE	18 U	17 U	14 U	16 U	9.7 U	6.3 U	23 U
METHYL CYCLOHEXANE	18 U	17 U	14 U	16 U	9.7 U	6.3 U	23 U
METHYL TERT-BUTYL ETHER	18 U	17 U	14 U	16 U	9.7 U	6.3 U	23 U
METHYLENE CHLORIDE	18 U	17 U	14 U	16 U	9.7 U	6.3 U	23 U
STYRENE	18 U	17 U	14 U	16 U	9.7 U	6.3 U	23 U
TETRACHLOROETHENE	18 U	17 U	14 U	16 U	9.7 U	6.3 U	23 U
TOLUENE	18 U	7.6 J	14 U	16 U	9.7 U	6.3 U	23 U
TOTAL XYLENES	55 U	50 U	42 U	48 U	29 U	19 U	70 U
TRANS-1,2-DICHLOROETHENE	18 U	17 U	14 U	16 U	9.7 U	6.3 U	23 U
TRANS-1,3-DICHLOROPROPENE	18 U	17 U	14 U	16 U	9.7 U	6.3 U	23 U
TRICHLOROETHENE	18 U	17 U	14 U	16 U	9.7 U	6.3 U	23 U
TRICHLOROFLUOROMETHANE	18 U	17 U	14 U	16 U	9.7 U	6.3 U	23 U
VINYL CHLORIDE	18 U	17 U	14 U	16 U	9.7 U	6.3 U	23 U
MISCELLANEOUS (%)							

ANALYTICAL RESULTS FOR ORGANIC CONTAMINANTS IN SEDIMENT
FROG MORTAR CREEK
MARTIN STATE AIRPORT
LOCHEED MARTIN
MIDDLE RIVER, MARYLAND

SAMPLE ID:	FMC-III-SED-32A	FMC-III-SED-32B	FMC-III-SED-32C	FMC-III-SED-33A	FMC-III-SED-33B	FMC-III-SED-33C	FMC-III-SED-34A
LABORATORY ID:	C8H010190018	C8H010190019	C8H010190020	C8G310262007	C8G310262008	C8G310262009	C8G310262010
SAMPLE DATE:	7/31/2008	7/31/2008	7/31/2008	7/29/2008	7/29/2008	7/29/2008	7/29/2008
MATRIX:	SD	SD	SD	SD	SD	SD	SD
PERCENT SOLIDS	27.4	29.8	35.8	31.2	51.4	78.8	21.4

ANALYTICAL RESULTS FOR ORGANIC CONTAMINANTS IN SEDIMENT
FROG MORTAR CREEK
MARTIN STATE AIRPORT
LOCHEED MARTIN
MIDDLE RIVER, MARYLAND

SAMPLE ID:	FMC-III-SED-34B	FMC-III-SED-34C	FMC-III-SED-35A	FMC-III-SED-35B	FMC-III-SED-35C	FMC-III-SED-36A	FMC-III-SED-36B
LABORATORY ID:	C8G310262011	C8G310262012	C8H010190021	C8H010190022	C8H010190023	C8G310262013	C8G310262014
SAMPLE DATE:	7/29/2008	7/29/2008	7/31/2008	7/31/2008	7/31/2008	7/29/2008	7/29/2008
MATRIX:	SD	SD	SD	SD	SD	SD	SD
PESTICIDES/PCBs (ug/kg)							
AROCLOR-1016	56 U	47 U	53 U	46 U	41 U	59 U	47 U
AROCLOR-1221	56 U	47 U	53 U	46 U	41 U	59 U	47 U
AROCLOR-1232	56 U	47 U	53 U	46 U	41 U	59 U	47 U
AROCLOR-1242	56 U	47 U	53 U	46 U	41 U	59 U	47 U
AROCLOR-1248	56 U	47 U	53 U	46 U	41 U	59 U	47 U
AROCLOR-1254	56 U	47 U	84	21 J	41 U	120	47 U
AROCLOR-1260	21 J	47 U	53 U	46 U	41 U	63	19 J
POLY AROMATIC HYDROCARBONS (ug/kg)							
ACENAPHTHENE	360	94 U	110 U	92 U	82 U	380	170
ACENAPHTHYLENE	230 U	94 U	59 J	92 U	82 U	75 J	44 J
ANTHRACENE	450	94 U	70 J	92 U	82 U	510	240
BENZO(A)ANTHRACENE	230 U	94 U	170	92 U	82 U	150 J	110
BENZO(A)PYRENE	270	94 U	180	180	95	390	170
BENZO(B)FLUORANTHENE	230 U	94 U	330	50 J	51 J	340	180
BENZO(G,H,I)PERYLENE	350	94 U	190	92 U	82 U	480	210
BENZO(K)FLUORANTHENE	230 U	94 U	110 U	92 U	82 U	65 J	96 U
CHRYSENE	230 U	94 U	170	18 U	82 U	260	140
DIBENZO(A,H)ANTHRACENE	230 U	94 U	110 U	92 U	82 U	230 U	92 J
FLUORANTHENE	390	94 U	410	81 J	75 J	580	320
FLUORENE	800	94 U	110 U	22 U	82 U	850	370
INDENO(1,2,3-CD)PYRENE	230 U	94 U	170	92 U	82 U	440	190
NAPHTHALENE	230 U	94 U	91 J	22 U	44 J	76 J	150
PHENANTHRENE	57 J	94 U	170	56 J	69 J	150 J	230
PYRENE	140 J	94 U	330	52 J	53 J	340	220

ANALYTICAL RESULTS FOR ORGANIC CONTAMINANTS IN SEDIMENT
FROG MORTAR CREEK
MARTIN STATE AIRPORT
LOCHEED MARTIN
MIDDLE RIVER, MARYLAND

SAMPLE ID:	FMC-III-SED-34B	FMC-III-SED-34C	FMC-III-SED-35A	FMC-III-SED-35B	FMC-III-SED-35C	FMC-III-SED-36A	FMC-III-SED-36B
LABORATORY ID:	C8G310262011	C8G310262012	C8H010190021	C8H010190022	C8H010190023	C8G310262013	C8G310262014
SAMPLE DATE:	7/29/2008	7/29/2008	7/31/2008	7/31/2008	7/31/2008	7/29/2008	7/29/2008
MATRIX:	SD	SD	SD	SD	SD	SD	SD
VOLATILE SOILS (ug/kg)							
1,1,1-TRICHLOROETHANE	17 U	14 U	16 U	14 U	12 U	18 U	14 U
1,1,2,2-TETRACHLOROETHANE	17 U	14 U	16 U	14 U	12 U	18 U	14 U
1,1,2-TRICHLOROETHANE	17 U	14 U	16 U	14 U	12 U	18 U	14 U
1,1,2-TRICHLOROTRIFLUOROETHANE	17 U	14 U	16 U	14 U	12 U	18 U	14 U
1,1-DICHLOROETHANE	17 U	14 U	16 U	14 U	12 U	18 U	14 U
1,1-DICHLOROETHENE	17 U	14 U	16 U	14 U	12 U	18 U	14 U
1,2,4-TRICHLOROBENZENE	17 U	14 U	16 U	14 U	12 U	18 U	14 U
1,2-DIBROMO-3-CHLOROPROPANE	17 U	14 U	16 U	14 U	12 U	18 U	14 U
1,2-DIBROMOETHANE	17 U	14 U	16 U	14 U	12 U	18 U	14 U
1,2-DICHLOROBENZENE	17 U	14 U	16 U	14 U	12 U	18 U	14 U
1,2-DICHLOROETHANE	17 U	14 U	16 U	14 U	12 U	18 U	14 U
1,2-DICHLOROPROPANE	17 U	14 U	16 U	14 U	12 U	18 U	14 U
1,3-DICHLOROBENZENE	17 U	14 U	16 U	14 U	12 U	18 U	14 U
1,4-DICHLOROBENZENE	17 U	14 U	16 U	14 U	12 U	18 U	14 U
2-BUTANONE	17 U	14 U	16 U	14 U	12 U	18 U	14 U
2-HEXANONE	17 U	14 U	16 U	14 U	12 U	18 U	14 U
4-METHYL-2-PENTANONE	17 U	14 U	16 U	14 U	12 U	18 U	14 U
ACETONE	68 U	38 B	63 U	55 U	15 B	71 U	57 U
BENZENE	17 U	14 U	16 U	14 U	12 U	18 U	14 U
BROMODICHLOROMETHANE	17 U	14 U	16 U	14 U	12 U	18 U	14 U
BROMOFORM	17 U	14 U	16 U	14 U	12 U	18 U	14 U
BROMOMETHANE	17 U	14 U	16 U	14 U	12 U	18 U	14 U
CARBON DISULFIDE	17 U	14 U	16 U	14 U	12 U	18 U	14 U
CARBON TETRACHLORIDE	17 U	14 U	16 U	14 U	12 U	18 U	14 U

ANALYTICAL RESULTS FOR ORGANIC CONTAMINANTS IN SEDIMENT
FROG MORTAR CREEK
MARTIN STATE AIRPORT
LOCHEED MARTIN
MIDDLE RIVER, MARYLAND

SAMPLE ID:	FMC-III-SED-34B	FMC-III-SED-34C	FMC-III-SED-35A	FMC-III-SED-35B	FMC-III-SED-35C	FMC-III-SED-36A	FMC-III-SED-36B
LABORATORY ID:	C8G310262011	C8G310262012	C8H010190021	C8H010190022	C8H010190023	C8G310262013	C8G310262014
SAMPLE DATE:	7/29/2008	7/29/2008	7/31/2008	7/31/2008	7/31/2008	7/29/2008	7/29/2008
MATRIX:	SD	SD	SD	SD	SD	SD	SD
CHLOROBENZENE	17 U	14 U	16 U	14 U	12 U	18 U	14 U
CHLORODIBROMOMETHANE	17 U	14 U	16 U	14 U	12 U	18 U	14 U
CHLOROETHANE	17 U	14 U	16 U	14 U	12 U	18 U	14 U
CHLOROFORM	17 U	14 U	16 U	14 U	12 U	18 U	14 U
CHLOROMETHANE	17 U	14 U	16 U	14 U	12 U	18 U	14 U
CIS-1,2-DICHLOROETHENE	17 U	14 U	16 U	14 U	12 U	18 U	14 U
CIS-1,3-DICHLOROPROPENE	17 U	14 U	16 U	14 U	12 U	18 U	14 U
CYCLOHEXANE	17 U	14 U	16 U	14 U	12 U	18 U	14 U
DICHLORODIFLUOROMETHANE	17 U	14 U	16 U	14 U	12 U	18 U	14 U
ETHYLBENZENE	17 U	14 U	16 U	14 U	12 U	18 U	14 U
ISOPROPYLBENZENE	17 U	14 U	16 U	14 U	12 U	18 U	14 U
METHYL ACETATE	17 U	14 U	16 U	14 U	12 U	18 U	14 U
METHYL CYCLOHEXANE	17 U	14 U	16 U	14 U	12 U	18 U	14 U
METHYL TERT-BUTYL ETHER	17 U	14 U	16 U	14 U	12 U	18 U	14 U
METHYLENE CHLORIDE	17 U	14 U	16 U	14 U	12 U	18 U	14 U
STYRENE	17 U	14 U	16 U	14 U	12 U	18 U	14 U
TETRACHLOROETHENE	17 U	14 U	16 U	14 U	12 U	18 U	14 U
TOLUENE	17 U	14 U	16 U	14 U	12 U	18 U	14 U
TOTAL XYLENES	51 U	42 U	48 U	41 U	37 U	53 U	43 U
TRANS-1,2-DICHLOROETHENE	17 U	14 U	16 U	14 U	12 U	18 U	14 U
TRANS-1,3-DICHLOROPROPENE	17 U	14 U	16 U	14 U	12 U	18 U	14 U
TRICHLOROETHENE	17 U	14 U	16 U	14 U	12 U	18 U	14 U
TRICHLOROFLUOROMETHANE	17 U	14 U	16 U	14 U	12 U	18 U	14 U
VINYL CHLORIDE	17 U	14 U	16 U	14 U	12 U	18 U	14 U
MISCELLANEOUS (%)							

ANALYTICAL RESULTS FOR ORGANIC CONTAMINANTS IN SEDIMENT
FROG MORTAR CREEK
MARTIN STATE AIRPORT
LOCHEED MARTIN
MIDDLE RIVER, MARYLAND

	SAMPLE ID:	FMC-III-SED-34B	FMC-III-SED-34C	FMC-III-SED-35A	FMC-III-SED-35B	FMC-III-SED-35C	FMC-III-SED-36A	FMC-III-SED-36B
	LABORATORY ID:	C8G310262011	C8G310262012	C8H010190021	C8H010190022	C8H010190023	C8G310262013	C8G310262014
	SAMPLE DATE:	7/29/2008	7/29/2008	7/31/2008	7/31/2008	7/31/2008	7/29/2008	7/29/2008
	MATRIX:	SD	SD	SD	SD	SD	SD	SD
PERCENT SOLIDS		29.6	35.7	31.6	36.3	40.8	28.3	35

ANALYTICAL RESULTS FOR ORGANIC CONTAMINANTS IN SEDIMENT
FROG MORTAR CREEK
MARTIN STATE AIRPORT
LOCHEED MARTIN
MIDDLE RIVER, MARYLAND

SAMPLE ID:	**FMC-III-SED-36C**
LABORATORY ID:	**C8G310262015**
SAMPLE DATE:	**7/29/2008**
MATRIX:	**SD**
PESTICIDES/PCBs (ug/kg)	
AROCLOR-1016	41 U
AROCLOR-1221	41 U
AROCLOR-1232	41 U
AROCLOR-1242	41 U
AROCLOR-1248	41 U
AROCLOR-1254	41 U
AROCLOR-1260	41 U
POLY AROMATIC HYDROCARBONS (ug/kg)	
ACENAPHTHENE	140
ACENAPHTHYLENE	84 U
ANTHRACENE	180
BENZO(A)ANTHRACENE	45 J
BENZO(A)PYRENE	100
BENZO(B)FLUORANTHENE	68 J
BENZO(G,H,I)PERYLENE	120
BENZO(K)FLUORANTHENE	84 U
CHRYSENE	46 J
DIBENZO(A,H)ANTHRACENE	71 J
FLUORANTHENE	180
FLUORENE	310
INDENO(1,2,3-CD)PYRENE	120
NAPHTHALENE	46 J
PHENANTHRENE	95
PYRENE	77 J

ANALYTICAL RESULTS FOR ORGANIC CONTAMINANTS IN SEDIMENT
FROG MORTAR CREEK
MARTIN STATE AIRPORT
LOCHEED MARTIN
MIDDLE RIVER, MARYLAND

SAMPLE ID:	**FMC-III-SED-36C**
LABORATORY ID:	**C8G310262015**
SAMPLE DATE:	**7/29/2008**
MATRIX:	**SD**
VOLATILE SOILS (ug/kg)	
1,1,1-TRICHLOROETHANE	12 U
1,1,2,2-TETRACHLOROETHANE	12 U
1,1,2-TRICHLOROETHANE	12 U
1,1,2-TRICHLOROTRIFLUOROETHANE	12 U
1,1-DICHLOROETHANE	12 U
1,1-DICHLOROETHENE	12 U
1,2,4-TRICHLOROBENZENE	12 U
1,2-DIBROMO-3-CHLOROPROPANE	12 U
1,2-DIBROMOETHANE	12 U
1,2-DICHLOROBENZENE	12 U
1,2-DICHLOROETHANE	12 U
1,2-DICHLOROPROPANE	12 U
1,3-DICHLOROBENZENE	12 U
1,4-DICHLOROBENZENE	12 U
2-BUTANONE	12 U
2-HEXANONE	12 U
4-METHYL-2-PENTANONE	12 U
ACETONE	21 B
BENZENE	12 U
BROMODICHLOROMETHANE	12 U
BROMOFORM	12 U
BROMOMETHANE	12 U
CARBON DISULFIDE	12 U
CARBON TETRACHLORIDE	12 U

ANALYTICAL RESULTS FOR ORGANIC CONTAMINANTS IN SEDIMENT
FROG MORTAR CREEK
MARTIN STATE AIRPORT
LOCHEED MARTIN
MIDDLE RIVER, MARYLAND

SAMPLE ID:	**FMC-III-SED-36C**
LABORATORY ID:	**C8G310262015**
SAMPLE DATE:	**7/29/2008**
MATRIX:	**SD**
CHLOROBENZENE	12 U
CHLORODIBROMOMETHANE	12 U
CHLOROETHANE	12 U
CHLOROFORM	12 U
CHLOROMETHANE	12 U
CIS-1,2-DICHLOROETHENE	12 U
CIS-1,3-DICHLOROPROPENE	12 U
CYCLOHEXANE	12 U
DICHLORODIFLUOROMETHANE	12 U
ETHYLBENZENE	12 U
ISOPROPYLBENZENE	12 U
METHYL ACETATE	12 U
METHYL CYCLOHEXANE	12 U
METHYL TERT-BUTYL ETHER	12 U
METHYLENE CHLORIDE	12 U
STYRENE	12 U
TETRACHLOROETHENE	12 U
TOLUENE	12 U
TOTAL XYLENES	37 U
TRANS-1,2-DICHLOROETHENE	12 U
TRANS-1,3-DICHLOROPROPENE	12 U
TRICHLOROETHENE	12 U
TRICHLOROFLUOROMETHANE	12 U
VINYL CHLORIDE	12 U
MISCELLANEOUS (%)	

ANALYTICAL RESULTS FOR ORGANIC CONTAMINANTS IN SEDIMENT
FROG MORTAR CREEK
MARTIN STATE AIRPORT
LOCHEED MARTIN
MIDDLE RIVER, MARYLAND

SAMPLE ID:	**FMC-III-SED-36C**
LABORATORY ID:	**C8G310262015**
SAMPLE DATE:	**7/29/2008**
MATRIX:	**SD**
PERCENT SOLIDS	40

B - Analyte was detected but is considered to be a laboratory contaminant.

J - Positive value is considered estimated as a result of technical noncompliance.

U - Not detected.

ug/kg - micrograms per kilogram

APPENDIX I – PHASE III DATA VALIDATION REPORTS

Tetra Tech NUS **INTERNAL CORRESPONDENCE**

TO: **A. APANAVAGE** **DATE: OCTOBER 3, 2008**

FROM: **TERRI L. SOLOMON** **COPIES:** **DV FILE**

SUBJECT: **ORGANIC DATA VALIDATION – VOAs, PAHs, PCBs**
FROG MORTAR CREEK
SAMPLE DELIVERY GROUP (SDG) – C8H010190

SAMPLES: 23/Sediments/

FMC-III-SED-10B	FMC-III-SED-10C	FMC-III-SED-12B
FMC-III-SED-12C	FMC-III-SED-13B	FMC-III-SED-13C
FMC-III-SED-27A	FMC-III-SED-27B	FMC-III-SED-27C
FMC-III-SED-28A	FMC-III-SED-28B	FMC-III-SED-28C
FMC-III-SED-30A	FMC-III-SED-30B	FMC-III-SED-30C
FMC-III-SED-32A	FMC-III-SED-32B	FMC-III-SED-32C
FMC-III-SED-35A	FMC-III-SED-35B	FMC-III-SED-35C
FMC-III-SED-9B	FMC-III-SED-9C	

5/Aqueous/

FMC-III-SW-27	FMC-III-SW-28	FMC-III-SW-30
FMC-III-SW-32	TB-073108	

Overview

The sample set for Frog Mortar Point, SDG C8H010190, consists of twenty-three (23) sediment environmental samples, four (4) aqueous environmental samples and one trip blank (TB-073108). No field duplicate pairs were included within this SDG.

All samples, with the exception of TB-073108 were analyzed for volatile organic compounds (VOCs), polycyclic aromatic hydrocarbons (PAHs) and polychlorinated biphenyls (PCBs). Sample TB-073108 was analyzed for VOCs. The samples were collected by Tetra Tech NUS on July 30 and 31, 2008 and analyzed by Test America. VOC analyses were conducted using SW-846 method 8260B. PAH analyses were conducted using SW-846 method 8270C. PCB analyses were conducted using SW-846 method 8082.

The findings offered in this report are based upon a general review of all available data. The data review was based on data completeness, holding times, GC/MS tuning, initial and continuing calibration verification results, laboratory method / trip blank results, laboratory control sample recoveries, matrix spike / matrix spike duplicate recoveries, surrogate recoveries, internal standard recoveries, detection limits and analyte quantitation.

Areas of concern with respect to data quality are listed below.

Major Problems

None.

Minor Problems

- The following contaminants were detected in the laboratory method / trip blanks at the following maximum concentrations:

Analyte	Maximum Concentration	Action Level (aqueous)	Action Level (soil)
1,2-dichloroethane[(1)]	0.57 ug/L	2.85 ug/L	2.85 mg/kg
Acetone[(1)]	3.4 ug/L	34 ug/L	34 mg/kg
Methylene chloride[(1)]	3.6 ug/L	36 ug/L	36 mg/kg
Trichloroethene[(1)]	0.51 ug/L	2.55 ug/L	2.55 mg/kg
Phenanthrene[(2)]	0.038 ug/L	0.415 ug/L	
Benzo(b)fluoranthene[(2)]	0.031 ug/L	0.155 ug/L	

(1) Maximum concentration present in a trip blank.
(2) Maximum concentration affecting samples FMC-III-SW-27, FMC-III-SW-28, FMC-III-SW-30 and FMC-III-SW-32.

An action level of 5X the maximum contaminant level (10X for common laboratory contaminants) has been used to evaluate sample data for blank contamination. Sample aliquot, percent solids and dilution factors, if applicable, were taken into consideration when evaluating for blank contamination. Positive results less than the blank action level reported for acetone, methylene chloride, trichloroethene and phenanthrene were qualified "B" as a result of laboratory blank contamination.

- The matrix spike duplicate percent recovery for pyrene was < 10% quality control limit for sample FMC-III-SED-28B. The positive result reported for pyrene in the affected sample was qualified as biased low, "L".

Notes

The continuing calibration %D on 08-07-08 @ 05:43 on instrument HP3 for carbon disulfide was > 25% quality control limit affecting samples FMC-III-SED-32C, FMC-III-SED-35A, FMC-III-SED-35B and FMC-III-SED-35C. No validation actions were warranted as all sample results were nondetects.

The continuing calibration %D on 8-12-08 @ 4:44 on instrument GC10 column MR-1 for Aroclor-1016 was > 15% quality control limit affecting samples FMC-III-SED-30B, FMC-III-SED-30C, FMC-III-SED-32A, FMC-III-SED-32B, FMC-III-SED-32C, FMC-III-SW-27, FMC-III-SW-28, FMC-III-SW-30 and FMC-III-SW-32. No validation actions were warranted as all results in the affected samples were nondetects.

Positive results reported below the reporting limit (RL) but above the method detection limit (MDL) for the organic analyses were qualified as estimated, "J".

Several PAH and pesticide samples were analyzed at dilutions.

For the PAH analyses the surrogates were diluted out of the following samples: FMC-III-SED-27A, FMC-III-SED-27B, FMC-III-SED-27C and FMC-III-SED-28A. No validation actions were warranted.

Nondetected results were reported to the reporting limit.

Executive Summary

Laboratory Performance: Several contaminants were present in the method / trip blanks.

Other Factors Affecting Data Quality: The matrix spike duplicate percent recovery for pyrene was < 10% quality control limit for sample FMC-III-SED-28B.

The data for these analyses were reviewed with reference to Region III modifications to the "National Functional guidelines for Organic Data Review", September 1994.

The text of this report has been formulated to address only those problem areas affecting data quality.

Tetra Tech NUS
Terri L. Solomon
Environmental Scientist

Tetra Tech NUS
Joseph A. Samchuck
Quality Assurance Officer

Attachments:

1. Appendix A - Qualified Analytical Results
2. Appendix B - Results as reported by the Laboratory
3. Appendix C - Support Documentation

APPENDIX A
QUALIFIED ANALYTICAL RESULTS

Data Validation Qualifier Codes:

A = Lab Blank Contamination
B = Field Blank Contamination
C = Calibration Noncompliance (e.g. % RSDs, %Ds, ICVs, CCVs, RRFs, etc.)
C01 = GC/MS Tuning Noncompliance
D = MS/MSD Recovery Noncompliance
E = LCS/LCSD Recovery Noncompliance
F = Lab Duplicate Imprecision
G = Field Duplicate Imprecision
H = Holding Time Exceedance
I = ICP Serial Dilution Noncompliance
J = GFAA PDS-GFAA MSA's r < 0.995 / ICP PDS Recovery Noncompliance
K = ICP Interference - includes ICS % R Noncompliance
L = Instrument Calibration Range Exceedance
M = Sample Preservation Noncompliance
N = Internal Standard Noncompliance
N01 = Internal Standard Recovery Noncompliance Dioxins
N02 = Recovery Standard Noncompliance Dioxins
N03 = Clean-up Standard Noncompliance Dioxins
O - Poor Instrument Performance (e.g. base-line drifting)
P = Uncertainty near detection limit (< 2 x IDL for inorganics and <CRQL for organics)
Q = Other problems (can encompass a number of issues; e.g. chromatography,interferences, etc.)
R = Surrogates Recovery Noncompliance
S = Pesticide/PCB Resolution
T = % Breakdown Noncompliance for DOT and Endrin
U = % Difference between columns/detectors >25% for positive results determined via GC/HPLC
V = Non-linear calibrations; correlation coefficient r < 0.995
W = EMPC result
X = Signal to noise response drop
Y = Percent solids <30%
Z = Uncertainty at 2 sigma deviation is greater than sample activity

PROJ_NO: 01649

SDG: C8H010190 MEDIA: SOIL DATA FRACTION: OV

nsample	FMC-III-SED-10B	nsample	FMC-III-SED-10B	nsample	FMC-III-SED-10C
samp_date	7/31/2008	samp_date	7/31/2008	samp_date	7/31/2008
lab_id	C8H010190007	lab_id	C8H010190007	lab_id	C8H010190008
qc_type	NM	qc_type	NM	qc_type	NM
units	UG/KG	units	UG/KG	units	UG/KG
Pct_Solids	31.0	Pct_Solids	31.0	Pct_Solids	36.0
DUP_OF:		DUP_OF:		DUP_OF:	

Parameter	Result	Val Qual	Qual Code
1,1,1-TRICHLOROETHANE	16	U	
1,1,2,2-TETRACHLOROETHANE	16	U	
1,1,2-TRICHLOROETHANE	16	U	
1,1,2-TRICHLOROTRIFLUOROETHANE	16	U	
1,1-DICHLOROETHANE	16	U	
1,1-DICHLOROETHENE	16	U	
1,2,4-TRICHLOROBENZENE	16	U	
1,2-DIBROMO-3-CHLOROPROPANE	16	U	
1,2-DIBROMOETHANE	16	U	
1,2-DICHLOROBENZENE	16	U	
1,2-DICHLOROETHANE	16	U	
1,2-DICHLOROPROPANE	16	U	
1,3-DICHLOROBENZENE	16	U	
1,4-DICHLOROBENZENE	16	U	
2-BUTANONE	16	U	
2-HEXANONE	16	U	
4-METHYL-2-PENTANONE	16	U	
ACETONE	19	B	A
BENZENE	16	U	
BROMODICHLOROMETHANE	16	U	
BROMOFORM	16	U	
BROMOMETHANE	16	U	
CARBON DISULFIDE	16	U	
CARBON TETRACHLORIDE	16	U	
CHLOROBENZENE	16	U	
CHLORODIBROMOMETHANE	16	U	
CHLOROETHANE	16	U	
CHLOROFORM	16	U	
CHLOROMETHANE	16	U	
CIS-1,2-DICHLOROETHENE	16	U	
CIS-1,3-DICHLOROPROPENE	16	U	
CYCLOHEXANE	16	U	

Parameter	Result	Val Qual	Qual Code
DICHLORODIFLUOROMETHANE	16	U	
ETHYLBENZENE	16	U	
ISOPROPYLBENZENE	16	U	
METHYL ACETATE	16	U	
METHYL CYCLOHEXANE	16	U	
METHYL TERT-BUTYL ETHER	16	U	
METHYLENE CHLORIDE	16	U	
STYRENE	16	U	
TETRACHLOROETHENE	16	U	
TOLUENE	16	U	
TOTAL XYLENES	48	U	
TRANS-1,2-DICHLOROETHENE	16	U	
TRANS-1,3-DICHLOROPROPENE	16	U	
TRICHLOROETHENE	16	U	
TRICHLOROFLUOROMETHANE	16	U	
VINYL CHLORIDE	16	U	

Parameter	Result	Val Qual	Qual Code
1,1,1-TRICHLOROETHANE	14	U	
1,1,2,2-TETRACHLOROETHANE	14	U	
1,1,2-TRICHLOROETHANE	14	U	
1,1,2-TRICHLOROTRIFLUOROETHANE	14	U	
1,1-DICHLOROETHANE	14	U	
1,1-DICHLOROETHENE	14	U	
1,2,4-TRICHLOROBENZENE	14	U	
1,2-DIBROMO-3-CHLOROPROPANE	14	U	
1,2-DIBROMOETHANE	14	U	
1,2-DICHLOROBENZENE	14	U	
1,2-DICHLOROETHANE	14	U	
1,2-DICHLOROPROPANE	14	U	
1,3-DICHLOROBENZENE	14	U	
1,4-DICHLOROBENZENE	14	U	
2-BUTANONE	14	U	
2-HEXANONE	14	U	
4-METHYL-2-PENTANONE	14	U	
ACETONE	55	U	
BENZENE	14	U	
BROMODICHLOROMETHANE	14	U	
BROMOFORM	14	U	
BROMOMETHANE	14	U	
CARBON DISULFIDE	14	U	
CARBON TETRACHLORIDE	14	U	
CHLOROBENZENE	14	U	
CHLORODIBROMOMETHANE	14	U	
CHLOROETHANE	14	U	
CHLOROFORM	14	U	
CHLOROMETHANE	14	U	
CIS-1,2-DICHLOROETHENE	14	U	
CIS-1,3-DICHLOROPROPENE	14	U	
CYCLOHEXANE	14	U	

PROJ_NO: 01649

SDG: C8H010190 MEDIA: SOIL DATA FRACTION: OV

nsample	FMC-III-SED-10C
samp_date	7/31/2008
lab_id	C8H010190008
qc_type	NM
units	UG/KG
Pct_Solids	36.0
DUP_OF:	

Parameter	Result	Val Qual	Qual Code
DICHLORODIFLUOROMETHANE	14	U	
ETHYLBENZENE	14	U	
ISOPROPYLBENZENE	14	U	
METHYL ACETATE	14	U	
METHYL CYCLOHEXANE	14	U	
METHYL TERT-BUTYL ETHER	14	U	
METHYLENE CHLORIDE	14	U	
STYRENE	14	U	
TETRACHLOROETHENE	14	U	
TOLUENE	14	U	
TOTAL XYLENES	41	U	
TRANS-1,2-DICHLOROETHENE	14	U	
TRANS-1,3-DICHLOROPROPENE	14	U	
TRICHLOROETHENE	14	U	
TRICHLOROFLUOROMETHANE	14	U	
VINYL CHLORIDE	14	U	

nsample	FMC-III-SED-12B
samp_date	7/30/2008
lab_id	C8H010190001
qc_type	NM
units	UG/KG
Pct_Solids	33.0
DUP_OF:	

Parameter	Result	Val Qual	Qual Code
1,1,1-TRICHLOROETHANE	15	U	
1,1,2,2-TETRACHLOROETHANE	15	U	
1,1,2-TRICHLOROETHANE	15	U	
1,1,2-TRICHLOROTRIFLUOROETHANE	15	U	
1,1-DICHLOROETHANE	15	U	
1,1-DICHLOROETHENE	15	U	
1,2,4-TRICHLOROBENZENE	15	U	
1,2-DIBROMO-3-CHLOROPROPANE	15	U	
1,2-DIBROMOETHANE	15	U	
1,2-DICHLOROBENZENE	15	U	
1,2-DICHLOROETHANE	15	U	
1,2-DICHLOROPROPANE	15	U	
1,3-DICHLOROBENZENE	15	U	
1,4-DICHLOROBENZENE	15	U	
2-BUTANONE	15	U	
2-HEXANONE	15	U	
4-METHYL-2-PENTANONE	15	U	
ACETONE	61	U	
BENZENE	15	U	
BROMODICHLOROMETHANE	15	U	
BROMOFORM	15	U	
BROMOMETHANE	15	U	
CARBON DISULFIDE	15	U	
CARBON TETRACHLORIDE	15	U	
CHLOROBENZENE	15	U	
CHLORODIBROMOMETHANE	15	U	
CHLOROETHANE	15	U	
CHLOROFORM	15	U	
CHLOROMETHANE	15	U	
CIS-1,2-DICHLOROETHENE	15	U	
CIS-1,3-DICHLOROPROPENE	15	U	
CYCLOHEXANE	15	U	

nsample	FMC-III-SED-12B
samp_date	7/30/2008
lab_id	C8H010190001
qc_type	NM
units	UG/KG
Pct_Solids	33.0
DUP_OF:	

Parameter	Result	Val Qual	Qual Code
DICHLORODIFLUOROMETHANE	15	U	
ETHYLBENZENE	15	U	
ISOPROPYLBENZENE	15	U	
METHYL ACETATE	15	U	
METHYL CYCLOHEXANE	15	U	
METHYL TERT-BUTYL ETHER	15	U	
METHYLENE CHLORIDE	15	U	
STYRENE	15	U	
TETRACHLOROETHENE	15	U	
TOLUENE	15	U	
TOTAL XYLENES	46	U	
TRANS-1,2-DICHLOROETHENE	15	U	
TRANS-1,3-DICHLOROPROPENE	15	U	
TRICHLOROETHENE	15	U	
TRICHLOROFLUOROMETHANE	15	U	
VINYL CHLORIDE	15	U	

PROJ_NO: 01649

SDG: C8H010190 MEDIA: SOIL DATA FRACTION: OV

nsample	FMC-III-SED-12C
samp_date	7/30/2008
lab_id	C8H010190002
qc_type	NM
units	UG/KG
Pct_Solids	37.0
DUP_OF:	

Parameter	Result	Val Qual	Qual Code
1,1,1-TRICHLOROETHANE	13	U	
1,1,2,2-TETRACHLOROETHANE	13	U	
1,1,2-TRICHLOROETHANE	13	U	
1,1,2-TRICHLOROTRIFLUOROETHANE	13	U	
1,1-DICHLOROETHANE	13	U	
1,1-DICHLOROETHENE	13	U	
1,2,4-TRICHLOROBENZENE	13	U	
1,2-DIBROMO-3-CHLOROPROPANE	13	U	
1,2-DIBROMOETHANE	13	U	
1,2-DICHLOROBENZENE	13	U	
1,2-DICHLOROETHANE	13	U	
1,2-DICHLOROPROPANE	13	U	
1,3-DICHLOROBENZENE	13	U	
1,4-DICHLOROBENZENE	13	U	
2-BUTANONE	13	U	
2-HEXANONE	13	U	
4-METHYL-2-PENTANONE	13	U	
ACETONE	19	B	A
BENZENE	13	U	
BROMODICHLOROMETHANE	13	U	
BROMOFORM	13	U	
BROMOMETHANE	13	U	
CARBON DISULFIDE	13	U	
CARBON TETRACHLORIDE	13	U	
CHLOROBENZENE	13	U	
CHLORODIBROMOMETHANE	13	U	
CHLOROETHANE	13	U	
CHLOROFORM	13	U	
CHLOROMETHANE	13	U	
CIS-1,2-DICHLOROETHENE	13	U	
CIS-1,3-DICHLOROPROPENE	13	U	
CYCLOHEXANE	13	U	

nsample	FMC-III-SED-12C
samp_date	7/30/2008
lab_id	C8H010190002
qc_type	NM
units	UG/KG
Pct_Solids	37.0
DUP_OF:	

Parameter	Result	Val Qual	Qual Code
DICHLORODIFLUOROMETHANE	13	U	
ETHYLBENZENE	13	U	
ISOPROPYLBENZENE	13	U	
METHYL ACETATE	13	U	
METHYL CYCLOHEXANE	13	U	
METHYL TERT-BUTYL ETHER	13	U	
METHYLENE CHLORIDE	13	U	
STYRENE	13	U	
TETRACHLOROETHENE	13	U	
TOLUENE	13	U	
TOTAL XYLENES	40	U	
TRANS-1,2-DICHLOROETHENE	13	U	
TRANS-1,3-DICHLOROPROPENE	13	U	
TRICHLOROETHENE	13	U	
TRICHLOROFLUOROMETHANE	13	U	
VINYL CHLORIDE	13	U	

nsample	FMC-III-SED-13B
samp_date	7/30/2008
lab_id	C8H010190003
qc_type	NM
units	UG/KG
Pct_Solids	32.0
DUP_OF:	

Parameter	Result	Val Qual	Qual Code
1,1,1-TRICHLOROETHANE	16	U	
1,1,2,2-TETRACHLOROETHANE	16	U	
1,1,2-TRICHLOROETHANE	16	U	
1,1,2-TRICHLOROTRIFLUOROETHANE	16	U	
1,1-DICHLOROETHANE	16	U	
1,1-DICHLOROETHENE	16	U	
1,2,4-TRICHLOROBENZENE	16	U	
1,2-DIBROMO-3-CHLOROPROPANE	16	U	
1,2-DIBROMOETHANE	16	U	
1,2-DICHLOROBENZENE	16	U	
1,2-DICHLOROETHANE	16	U	
1,2-DICHLOROPROPANE	16	U	
1,3-DICHLOROBENZENE	16	U	
1,4-DICHLOROBENZENE	16	U	
2-BUTANONE	16	U	
2-HEXANONE	16	U	
4-METHYL-2-PENTANONE	16	U	
ACETONE	21	B	A
BENZENE	16	U	
BROMODICHLOROMETHANE	16	U	
BROMOFORM	16	U	
BROMOMETHANE	16	U	
CARBON DISULFIDE	16	U	
CARBON TETRACHLORIDE	16	U	
CHLOROBENZENE	16	U	
CHLORODIBROMOMETHANE	16	U	
CHLOROETHANE	16	U	
CHLOROFORM	16	U	
CHLOROMETHANE	16	U	
CIS-1,2-DICHLOROETHENE	16	U	
CIS-1,3-DICHLOROPROPENE	16	U	
CYCLOHEXANE	16	U	

PROJ_NO: 01649

SDG: C8H010190 MEDIA: SOIL DATA FRACTION: OV

nsample	FMC-III-SED-13B
samp_date	7/30/2008
lab_id	C8H010190003
qc_type	NM
units	UG/KG
Pct_Solids	32.0
DUP_OF:	

Parameter	Result	Val Qual	Qual Code
DICHLORODIFLUOROMETHANE	16	U	
ETHYLBENZENE	16	U	
ISOPROPYLBENZENE	16	U	
METHYL ACETATE	16	U	
METHYL CYCLOHEXANE	16	U	
METHYL TERT-BUTYL ETHER	16	U	
METHYLENE CHLORIDE	16	U	
STYRENE	16	U	
TETRACHLOROETHENE	16	U	
TOLUENE	16	U	
TOTAL XYLENES	48	U	
TRANS-1,2-DICHLOROETHENE	16	U	
TRANS-1,3-DICHLOROPROPENE	16	U	
TRICHLOROETHENE	16	U	
TRICHLOROFLUOROMETHANE	16	U	
VINYL CHLORIDE	16	U	

nsample	FMC-III-SED-13C
samp_date	7/30/2008
lab_id	C8H010190004
qc_type	NM
units	UG/KG
Pct_Solids	36.0
DUP_OF:	

Parameter	Result	Val Qual	Qual Code
1,1,1-TRICHLOROETHANE	14	U	
1,1,2,2-TETRACHLOROETHANE	14	U	
1,1,2-TRICHLOROETHANE	14	U	
1,1,2-TRICHLOROTRIFLUOROETHANE	14	U	
1,1-DICHLOROETHANE	14	U	
1,1-DICHLOROETHENE	14	U	
1,2,4-TRICHLOROBENZENE	14	U	
1,2-DIBROMO-3-CHLOROPROPANE	14	U	
1,2-DIBROMOETHANE	14	U	
1,2-DICHLOROBENZENE	14	U	
1,2-DICHLOROETHANE	14	U	
1,2-DICHLOROPROPANE	14	U	
1,3-DICHLOROBENZENE	14	U	
1,4-DICHLOROBENZENE	14	U	
2-BUTANONE	14	U	
2-HEXANONE	14	U	
4-METHYL-2-PENTANONE	14	U	
ACETONE	21	B	A
BENZENE	14	U	
BROMODICHLOROMETHANE	14	U	
BROMOFORM	14	U	
BROMOMETHANE	14	U	
CARBON DISULFIDE	14	U	
CARBON TETRACHLORIDE	14	U	
CHLOROBENZENE	14	U	
CHLORODIBROMOMETHANE	14	U	
CHLOROETHANE	14	U	
CHLOROFORM	14	U	
CHLOROMETHANE	14	U	
CIS-1,2-DICHLOROETHENE	14	U	
CIS-1,3-DICHLOROPROPENE	14	U	
CYCLOHEXANE	14	U	

nsample	FMC-III-SED-13C
samp_date	7/30/2008
lab_id	C8H010190004
qc_type	NM
units	UG/KG
Pct_Solids	36.0
DUP_OF:	

Parameter	Result	Val Qual	Qual Code
DICHLORODIFLUOROMETHANE	14	U	
ETHYLBENZENE	14	U	
ISOPROPYLBENZENE	14	U	
METHYL ACETATE	14	U	
METHYL CYCLOHEXANE	14	U	
METHYL TERT-BUTYL ETHER	14	U	
METHYLENE CHLORIDE	14	U	
STYRENE	14	U	
TETRACHLOROETHENE	14	U	
TOLUENE	14	U	
TOTAL XYLENES	42	U	
TRANS-1,2-DICHLOROETHENE	14	U	
TRANS-1,3-DICHLOROPROPENE	14	U	
TRICHLOROETHENE	14	U	
TRICHLOROFLUOROMETHANE	14	U	
VINYL CHLORIDE	14	U	

PROJ_NO: 01649

SDG: C8H010190 MEDIA: SOIL DATA FRACTION: OV

nsample	FMC-III-SED-27A	nsample	FMC-III-SED-27A	nsample	FMC-III-SED-27B
samp_date	7/31/2008	samp_date	7/31/2008	samp_date	7/31/2008
lab_id	C8H010190009	lab_id	C8H010190009	lab_id	C8H010190010
qc_type	NM	qc_type	NM	qc_type	NM
units	UG/KG	units	UG/KG	units	UG/KG
Pct_Solids	49.0	Pct_Solids	49.0	Pct_Solids	63.0
DUP_OF:		DUP_OF:		DUP_OF:	

Parameter	Result	Val Qual	Qual Code
1,1,1-TRICHLOROETHANE	10	U	
1,1,2,2-TETRACHLOROETHANE	10	U	
1,1,2-TRICHLOROETHANE	10	U	
1,1,2-TRICHLOROTRIFLUOROETHANE	10	U	
1,1-DICHLOROETHANE	10	U	
1,1-DICHLOROETHENE	10	U	
1,2,4-TRICHLOROBENZENE	10	U	
1,2-DIBROMO-3-CHLOROPROPANE	10	U	
1,2-DIBROMOETHANE	10	U	
1,2-DICHLOROBENZENE	10	U	
1,2-DICHLOROETHANE	10	U	
1,2-DICHLOROPROPANE	10	U	
1,3-DICHLOROBENZENE	10	U	
1,4-DICHLOROBENZENE	10	U	
2-BUTANONE	10	U	
2-HEXANONE	10	U	
4-METHYL-2-PENTANONE	10	U	
ACETONE	11	B	A
BENZENE	10	U	
BROMODICHLOROMETHANE	10	U	
BROMOFORM	10	U	
BROMOMETHANE	10	U	
CARBON DISULFIDE	10	U	
CARBON TETRACHLORIDE	10	U	
CHLOROBENZENE	10	U	
CHLORODIBROMOMETHANE	10	U	
CHLOROETHANE	10	U	
CHLOROFORM	10	U	
CHLOROMETHANE	10	U	
CIS-1,2-DICHLOROETHENE	10	U	
CIS-1,3-DICHLOROPROPENE	10	U	
CYCLOHEXANE	10	U	
DICHLORODIFLUOROMETHANE	10	U	
ETHYLBENZENE	10	U	
ISOPROPYLBENZENE	10	U	
METHYL ACETATE	10	U	
METHYL CYCLOHEXANE	10	U	
METHYL TERT-BUTYL ETHER	10	U	
METHYLENE CHLORIDE	10	U	
STYRENE	10	U	
TETRACHLOROETHENE	10	U	
TOLUENE	10	U	
TOTAL XYLENES	31	U	
TRANS-1,2-DICHLOROETHENE	10	U	
TRANS-1,3-DICHLOROPROPENE	10	U	
TRICHLOROETHENE	10	U	
TRICHLOROFLUOROMETHANE	10	U	
VINYL CHLORIDE	10	U	
1,1,1-TRICHLOROETHANE	7.9	U	
1,1,2,2-TETRACHLOROETHANE	7.9	U	
1,1,2-TRICHLOROETHANE	7.9	U	
1,1,2-TRICHLOROTRIFLUOROETHANE	7.9	U	
1,1-DICHLOROETHANE	7.9	U	
1,1-DICHLOROETHENE	7.9	U	
1,2,4-TRICHLOROBENZENE	7.9	U	
1,2-DIBROMO-3-CHLOROPROPANE	7.9	U	
1,2-DIBROMOETHANE	7.9	U	
1,2-DICHLOROBENZENE	7.9	U	
1,2-DICHLOROETHANE	7.9	U	
1,2-DICHLOROPROPANE	7.9	U	
1,3-DICHLOROBENZENE	7.9	U	
1,4-DICHLOROBENZENE	7.9	U	
2-BUTANONE	7.9	U	
2-HEXANONE	7.9	U	
4-METHYL-2-PENTANONE	7.9	U	
ACETONE	32	U	
BENZENE	7.9	U	
BROMODICHLOROMETHANE	7.9	U	
BROMOFORM	7.9	U	
BROMOMETHANE	7.9	U	
CARBON DISULFIDE	7.9	U	
CARBON TETRACHLORIDE	7.9	U	
CHLOROBENZENE	7.9	U	
CHLORODIBROMOMETHANE	7.9	U	
CHLOROETHANE	7.9	U	
CHLOROFORM	7.9	U	
CHLOROMETHANE	7.9	U	
CIS-1,2-DICHLOROETHENE	7.9	U	
CIS-1,3-DICHLOROPROPENE	7.9	U	
CYCLOHEXANE	7.9	U	

PROJ_NO: 01649

SDG: C8H010190 MEDIA: SOIL DATA FRACTION: OV

nsample	FMC-III-SED-27B
samp_date	7/31/2008
lab_id	C8H010190010
qc_type	NM
units	UG/KG
Pct_Solids	63.0
DUP_OF:	

Parameter	Result	Val Qual	Qual Code
DICHLORODIFLUOROMETHANE	7.9	U	
ETHYLBENZENE	7.9	U	
ISOPROPYLBENZENE	7.9	U	
METHYL ACETATE	7.9	U	
METHYL CYCLOHEXANE	7.9	U	
METHYL TERT-BUTYL ETHER	7.9	U	
METHYLENE CHLORIDE	7.9	U	
STYRENE	7.9	U	
TETRACHLOROETHENE	7.9	U	
TOLUENE	7.9	U	
TOTAL XYLENES	24	U	
TRANS-1,2-DICHLOROETHENE	7.9	U	
TRANS-1,3-DICHLOROPROPENE	7.9	U	
TRICHLOROETHENE	7.9	U	
TRICHLOROFLUOROMETHANE	7.9	U	
VINYL CHLORIDE	7.9	U	

nsample	FMC-III-SED-27C
samp_date	7/31/2008
lab_id	C8H010190011
qc_type	NM
units	UG/KG
Pct_Solids	57.0
DUP_OF:	

Parameter	Result	Val Qual	Qual Code
1,1,1-TRICHLOROETHANE	8.7	U	
1,1,2,2-TETRACHLOROETHANE	8.7	U	
1,1,2-TRICHLOROETHANE	8.7	U	
1,1,2-TRICHLOROTRIFLUOROETHANE	8.7	U	
1,1-DICHLOROETHANE	8.7	U	
1,1-DICHLOROETHENE	8.7	U	
1,2,4-TRICHLOROBENZENE	8.7	U	
1,2-DIBROMO-3-CHLOROPROPANE	8.7	U	
1,2-DIBROMOETHANE	8.7	U	
1,2-DICHLOROBENZENE	8.7	U	
1,2-DICHLOROETHANE	8.7	U	
1,2-DICHLOROPROPANE	8.7	U	
1,3-DICHLOROBENZENE	8.7	U	
1,4-DICHLOROBENZENE	8.7	U	
2-BUTANONE	9.8		
2-HEXANONE	8.7	U	
4-METHYL-2-PENTANONE	8.7	U	
ACETONE	29	B	A
BENZENE	8.7	U	
BROMODICHLOROMETHANE	8.7	U	
BROMOFORM	8.7	U	
BROMOMETHANE	8.7	U	
CARBON DISULFIDE	8.7	U	
CARBON TETRACHLORIDE	8.7	U	
CHLOROBENZENE	8.7	U	
CHLORODIBROMOMETHANE	8.7	U	
CHLOROETHANE	8.7	U	
CHLOROFORM	8.7	U	
CHLOROMETHANE	8.7	U	
CIS-1,2-DICHLOROETHENE	8.7	U	
CIS-1,3-DICHLOROPROPENE	8.7	U	
CYCLOHEXANE	8.7	U	

nsample	FMC-III-SED-27C
samp_date	7/31/2008
lab_id	C8H010190011
qc_type	NM
units	UG/KG
Pct_Solids	57.0
DUP_OF:	

Parameter	Result	Val Qual	Qual Code
DICHLORODIFLUOROMETHANE	8.7	U	
ETHYLBENZENE	8.7	U	
ISOPROPYLBENZENE	8.7	U	
METHYL ACETATE	8.7	U	
METHYL CYCLOHEXANE	8.7	U	
METHYL TERT-BUTYL ETHER	8.7	U	
METHYLENE CHLORIDE	4	B	A
STYRENE	8.7	U	
TETRACHLOROETHENE	8.7	U	
TOLUENE	8.7	U	
TOTAL XYLENES	26	U	
TRANS-1,2-DICHLOROETHENE	8.7	U	
TRANS-1,3-DICHLOROPROPENE	8.7	U	
TRICHLOROETHENE	8.7	U	
TRICHLOROFLUOROMETHANE	8.7	U	
VINYL CHLORIDE	8.7	U	

PROJ_NO: 01649

SDG: C8H010190 MEDIA: SOIL DATA FRACTION: OV

nsample	FMC-III-SED-28A	nsample	FMC-III-SED-28A	nsample	FMC-III-SED-28B
samp_date	7/31/2008	samp_date	7/31/2008	samp_date	7/31/2008
lab_id	C8H010190012	lab_id	C8H010190012	lab_id	C8H010190013
qc_type	NM	qc_type	NM	qc_type	NM
units	UG/KG	units	UG/KG	units	UG/KG
Pct_Solids	39.0	Pct_Solids	39.0	Pct_Solids	46.0
DUP_OF:		DUP_OF:		DUP_OF:	

Parameter	Result	Val Qual	Qual Code
1,1,1-TRICHLOROETHANE	13	U	
1,1,2,2-TETRACHLOROETHANE	13	U	
1,1,2-TRICHLOROETHANE	13	U	
1,1,2-TRICHLOROTRIFLUOROETHANE	13	U	
1,1-DICHLOROETHANE	13	U	
1,1-DICHLOROETHENE	13	U	
1,2,4-TRICHLOROBENZENE	13	U	
1,2-DIBROMO-3-CHLOROPROPANE	13	U	
1,2-DIBROMOETHANE	13	U	
1,2-DICHLOROBENZENE	13	U	
1,2-DICHLOROETHANE	13	U	
1,2-DICHLOROPROPANE	13	U	
1,3-DICHLOROBENZENE	13	U	
1,4-DICHLOROBENZENE	13	U	
2-BUTANONE	13	U	
2-HEXANONE	13	U	
4-METHYL-2-PENTANONE	13	U	
ACETONE	51	U	
BENZENE	13	U	
BROMODICHLOROMETHANE	13	U	
BROMOFORM	13	U	
BROMOMETHANE	13	U	
CARBON DISULFIDE	13	U	
CARBON TETRACHLORIDE	13	U	
CHLOROBENZENE	13	U	
CHLORODIBROMOMETHANE	13	U	
CHLOROETHANE	13	U	
CHLOROFORM	13	U	
CHLOROMETHANE	13	U	
CIS-1,2-DICHLOROETHENE	13	U	
CIS-1,3-DICHLOROPROPENE	13	U	
CYCLOHEXANE	13	U	
DICHLORODIFLUOROMETHANE	13	U	
ETHYLBENZENE	13	U	
ISOPROPYLBENZENE	13	U	
METHYL ACETATE	13	U	
METHYL CYCLOHEXANE	13	U	
METHYL TERT-BUTYL ETHER	13	U	
METHYLENE CHLORIDE	13	U	
STYRENE	13	U	
TETRACHLOROETHENE	13	U	
TOLUENE	13	U	
TOTAL XYLENES	39	U	
TRANS-1,2-DICHLOROETHENE	13	U	
TRANS-1,3-DICHLOROPROPENE	13	U	
TRICHLOROETHENE	13	U	
TRICHLOROFLUOROMETHANE	13	U	
VINYL CHLORIDE	13	U	
1,1,1-TRICHLOROETHANE	11	U	
1,1,2,2-TETRACHLOROETHANE	11	U	
1,1,2-TRICHLOROETHANE	11	U	
1,1,2-TRICHLOROTRIFLUOROETHANE	11	U	
1,1-DICHLOROETHANE	11	U	
1,1-DICHLOROETHENE	11	U	
1,2,4-TRICHLOROBENZENE	11	U	
1,2-DIBROMO-3-CHLOROPROPANE	11	U	
1,2-DIBROMOETHANE	11	U	
1,2-DICHLOROBENZENE	11	U	
1,2-DICHLOROETHANE	11	U	
1,2-DICHLOROPROPANE	11	U	
1,3-DICHLOROBENZENE	11	U	
1,4-DICHLOROBENZENE	11	U	
2-BUTANONE	11	U	
2-HEXANONE	11	U	
4-METHYL-2-PENTANONE	11	U	
ACETONE	17	B	A
BENZENE	11	U	
BROMODICHLOROMETHANE	11	U	
BROMOFORM	11	U	
BROMOMETHANE	11	U	
CARBON DISULFIDE	11	U	
CARBON TETRACHLORIDE	11	U	
CHLOROBENZENE	11	U	
CHLORODIBROMOMETHANE	11	U	
CHLOROETHANE	11	U	
CHLOROFORM	11	U	
CHLOROMETHANE	11	U	
CIS-1,2-DICHLOROETHENE	11	U	
CIS-1,3-DICHLOROPROPENE	11	U	
CYCLOHEXANE	11	U	

PROJ_NO: 01649

SDG: C8H010190 MEDIA: SOIL DATA FRACTION: OV

nsample	FMC-III-SED-28B
samp_date	7/31/2008
lab_id	C8H010190013
qc_type	NM
units	UG/KG
Pct_Solids	46.0
DUP_OF:	

Parameter	Result	Val Qual	Qual Code
DICHLORODIFLUOROMETHANE	11	U	
ETHYLBENZENE	11	U	
ISOPROPYLBENZENE	11	U	
METHYL ACETATE	11	U	
METHYL CYCLOHEXANE	11	U	
METHYL TERT-BUTYL ETHER	11	U	
METHYLENE CHLORIDE	11	U	
STYRENE	11	U	
TETRACHLOROETHENE	11	U	
TOLUENE	11	U	
TOTAL XYLENES	33	U	
TRANS-1,2-DICHLOROETHENE	11	U	
TRANS-1,3-DICHLOROPROPENE	11	U	
TRICHLOROETHENE	11	U	
TRICHLOROFLUOROMETHANE	11	U	
VINYL CHLORIDE	11	U	

nsample	FMC-III-SED-28C
samp_date	7/31/2008
lab_id	C8H010190014
qc_type	NM
units	UG/KG
Pct_Solids	49.0
DUP_OF:	

Parameter	Result	Val Qual	Qual Code
1,1,1-TRICHLOROETHANE	10	U	
1,1,2,2-TETRACHLOROETHANE	10	U	
1,1,2-TRICHLOROETHANE	10	U	
1,1,2-TRICHLOROTRIFLUOROETHANE	10	U	
1,1-DICHLOROETHANE	10	U	
1,1-DICHLOROETHENE	10	U	
1,2,4-TRICHLOROBENZENE	10	U	
1,2-DIBROMO-3-CHLOROPROPANE	10	U	
1,2-DIBROMOETHANE	10	U	
1,2-DICHLOROBENZENE	10	U	
1,2-DICHLOROETHANE	10	U	
1,2-DICHLOROPROPANE	10	U	
1,3-DICHLOROBENZENE	10	U	
1,4-DICHLOROBENZENE	10	U	
2-BUTANONE	10	U	
2-HEXANONE	10	U	
4-METHYL-2-PENTANONE	10	U	
ACETONE	25	B	A
BENZENE	10	U	
BROMODICHLOROMETHANE	10	U	
BROMOFORM	10	U	
BROMOMETHANE	10	U	
CARBON DISULFIDE	10	U	
CARBON TETRACHLORIDE	10	U	
CHLOROBENZENE	10	U	
CHLORODIBROMOMETHANE	10	U	
CHLOROETHANE	10	U	
CHLOROFORM	10	U	
CHLOROMETHANE	10	U	
CIS-1,2-DICHLOROETHENE	10	U	
CIS-1,3-DICHLOROPROPENE	10	U	
CYCLOHEXANE	10	U	

nsample	FMC-III-SED-28C
samp_date	7/31/2008
lab_id	C8H010190014
qc_type	NM
units	UG/KG
Pct_Solids	49.0
DUP_OF:	

Parameter	Result	Val Qual	Qual Code
DICHLORODIFLUOROMETHANE	10	U	
ETHYLBENZENE	10	U	
ISOPROPYLBENZENE	10	U	
METHYL ACETATE	10	U	
METHYL CYCLOHEXANE	10	U	
METHYL TERT-BUTYL ETHER	10	U	
METHYLENE CHLORIDE	2.5	B	A
STYRENE	10	U	
TETRACHLOROETHENE	10	U	
TOLUENE	10	U	
TOTAL XYLENES	31	U	
TRANS-1,2-DICHLOROETHENE	10	U	
TRANS-1,3-DICHLOROPROPENE	10	U	
TRICHLOROETHENE	10	U	
TRICHLOROFLUOROMETHANE	10	U	
VINYL CHLORIDE	10	U	

PROJ_NO: 01649

SDG: C8H010190 MEDIA: SOIL DATA FRACTION: OV

nsample	FMC-III-SED-30A
samp_date	7/31/2008
lab_id	C8H010190015
qc_type	NM
units	UG/KG
Pct_Solids	43.0
DUP_OF:	

Parameter	Result	Val Qual	Qual Code
1,1,1-TRICHLOROETHANE	12	U	
1,1,2,2-TETRACHLOROETHANE	12	U	
1,1,2-TRICHLOROETHANE	12	U	
1,1,2-TRICHLOROTRIFLUOROETHANE	12	U	
1,1-DICHLOROETHANE	12	U	
1,1-DICHLOROETHENE	12	U	
1,2,4-TRICHLOROBENZENE	12	U	
1,2-DIBROMO-3-CHLOROPROPANE	12	U	
1,2-DIBROMOETHANE	12	U	
1,2-DICHLOROBENZENE	12	U	
1,2-DICHLOROETHANE	12	U	
1,2-DICHLOROPROPANE	12	U	
1,3-DICHLOROBENZENE	12	U	
1,4-DICHLOROBENZENE	12	U	
2-BUTANONE	12	U	
2-HEXANONE	12	U	
4-METHYL-2-PENTANONE	12	U	
ACETONE	47	U	
BENZENE	12	U	
BROMODICHLOROMETHANE	12	U	
BROMOFORM	12	U	
BROMOMETHANE	12	U	
CARBON DISULFIDE	12	U	
CARBON TETRACHLORIDE	12	U	
CHLOROBENZENE	12	U	
CHLORODIBROMOMETHANE	12	U	
CHLOROETHANE	12	U	
CHLOROFORM	12	U	
CHLOROMETHANE	12	U	
CIS-1,2-DICHLOROETHENE	12	U	
CIS-1,3-DICHLOROPROPENE	12	U	
CYCLOHEXANE	12	U	

nsample	FMC-III-SED-30A
samp_date	7/31/2008
lab_id	C8H010190015
qc_type	NM
units	UG/KG
Pct_Solids	43.0
DUP_OF:	

Parameter	Result	Val Qual	Qual Code
DICHLORODIFLUOROMETHANE	12	U	
ETHYLBENZENE	12	U	
ISOPROPYLBENZENE	12	U	
METHYL ACETATE	12	U	
METHYL CYCLOHEXANE	12	U	
METHYL TERT-BUTYL ETHER	12	U	
METHYLENE CHLORIDE	12	U	
STYRENE	12	U	
TETRACHLOROETHENE	12	U	
TOLUENE	12	U	
TOTAL XYLENES	35	U	
TRANS-1,2-DICHLOROETHENE	12	U	
TRANS-1,3-DICHLOROPROPENE	12	U	
TRICHLOROETHENE	12	U	
TRICHLOROFLUOROMETHANE	12	U	
VINYL CHLORIDE	12	U	

nsample	FMC-III-SED-30B
samp_date	7/31/2008
lab_id	C8H010190016
qc_type	NM
units	UG/KG
Pct_Solids	35.0
DUP_OF:	

Parameter	Result	Val Qual	Qual Code
1,1,1-TRICHLOROETHANE	14	U	
1,1,2,2-TETRACHLOROETHANE	14	U	
1,1,2-TRICHLOROETHANE	14	U	
1,1,2-TRICHLOROTRIFLUOROETHANE	14	U	
1,1-DICHLOROETHANE	14	U	
1,1-DICHLOROETHENE	14	U	
1,2,4-TRICHLOROBENZENE	14	U	
1,2-DIBROMO-3-CHLOROPROPANE	14	U	
1,2-DIBROMOETHANE	14	U	
1,2-DICHLOROBENZENE	14	U	
1,2-DICHLOROETHANE	14	U	
1,2-DICHLOROPROPANE	14	U	
1,3-DICHLOROBENZENE	14	U	
1,4-DICHLOROBENZENE	14	U	
2-BUTANONE	14	U	
2-HEXANONE	14	U	
4-METHYL-2-PENTANONE	14	U	
ACETONE	17	B	A
BENZENE	14	U	
BROMODICHLOROMETHANE	14	U	
BROMOFORM	14	U	
BROMOMETHANE	14	U	
CARBON DISULFIDE	14	U	
CARBON TETRACHLORIDE	14	U	
CHLOROBENZENE	14	U	
CHLORODIBROMOMETHANE	14	U	
CHLOROETHANE	14	U	
CHLOROFORM	14	U	
CHLOROMETHANE	14	U	
CIS-1,2-DICHLOROETHENE	14	U	
CIS-1,3-DICHLOROPROPENE	14	U	
CYCLOHEXANE	14	U	

nsample	FMC-III-SED-30B
samp_date	7/31/2008
lab_id	C8H010190016
qc_type	NM
units	UG/KG
Pct_Solids	35.0
DUP_OF:	

Parameter	Result	Val Qual	Qual Code
DICHLORODIFLUOROMETHANE	14	U	
ETHYLBENZENE	14	U	
ISOPROPYLBENZENE	14	U	
METHYL ACETATE	14	U	
METHYL CYCLOHEXANE	14	U	
METHYL TERT-BUTYL ETHER	14	U	
METHYLENE CHLORIDE	14	U	
STYRENE	14	U	
TETRACHLOROETHENE	14	U	
TOLUENE	14	U	
TOTAL XYLENES	43	U	
TRANS-1,2-DICHLOROETHENE	14	U	
TRANS-1,3-DICHLOROPROPENE	14	U	
TRICHLOROETHENE	14	U	
TRICHLOROFLUOROMETHANE	14	U	
VINYL CHLORIDE	14	U	

nsample	FMC-III-SED-30C
samp_date	7/31/2008
lab_id	C8H010190017
qc_type	NM
units	UG/KG
Pct_Solids	41.0
DUP_OF:	

Parameter	Result	Val Qual	Qual Code
1,1,1-TRICHLOROETHANE	12	U	
1,1,2,2-TETRACHLOROETHANE	12	U	
1,1,2-TRICHLOROETHANE	12	U	
1,1,2-TRICHLOROTRIFLUOROETHANE	12	U	
1,1-DICHLOROETHANE	12	U	
1,1-DICHLOROETHENE	12	U	
1,2,4-TRICHLOROBENZENE	12	U	
1,2-DIBROMO-3-CHLOROPROPANE	12	U	
1,2-DIBROMOETHANE	12	U	
1,2-DICHLOROBENZENE	12	U	
1,2-DICHLOROETHANE	12	U	
1,2-DICHLOROPROPANE	12	U	
1,3-DICHLOROBENZENE	12	U	
1,4-DICHLOROBENZENE	12	U	
2-BUTANONE	12	U	
2-HEXANONE	12	U	
4-METHYL-2-PENTANONE	12	U	
ACETONE	21	B	A
BENZENE	12	U	
BROMODICHLOROMETHANE	12	U	
BROMOFORM	12	U	
BROMOMETHANE	12	U	
CARBON DISULFIDE	12	U	
CARBON TETRACHLORIDE	12	U	
CHLOROBENZENE	12	U	
CHLORODIBROMOMETHANE	12	U	
CHLOROETHANE	12	U	
CHLOROFORM	12	U	
CHLOROMETHANE	12	U	
CIS-1,2-DICHLOROETHENE	12	U	
CIS-1,3-DICHLOROPROPENE	12	U	
CYCLOHEXANE	12	U	

nsample	FMC-III-SED-30C
samp_date	7/31/2008
lab_id	C8H010190017
qc_type	NM
units	UG/KG
Pct_Solids	41.0
DUP_OF:	

Parameter	Result	Val Qual	Qual Code
DICHLORODIFLUOROMETHANE	12	U	
ETHYLBENZENE	12	U	
ISOPROPYLBENZENE	12	U	
METHYL ACETATE	12	U	
METHYL CYCLOHEXANE	12	U	
METHYL TERT-BUTYL ETHER	12	U	
METHYLENE CHLORIDE	12	U	
STYRENE	12	U	
TETRACHLOROETHENE	12	U	
TOLUENE	12	U	
TOTAL XYLENES	36	U	
TRANS-1,2-DICHLOROETHENE	12	U	
TRANS-1,3-DICHLOROPROPENE	12	U	
TRICHLOROETHENE	12	U	
TRICHLOROFLUOROMETHANE	12	U	
VINYL CHLORIDE	12	U	

PROJ_NO: 01649

SDG: C8H010190 MEDIA: SOIL DATA FRACTION: OV

nsample	FMC-III-SED-32A
samp_date	7/31/2008
lab_id	C8H010190018
qc_type	NM
units	UG/KG
Pct_Solids	27.0
DUP_OF:	

Parameter	Result	Val Qual	Qual Code
1,1,1-TRICHLOROETHANE	18	U	
1,1,2,2-TETRACHLOROETHANE	18	U	
1,1,2-TRICHLOROETHANE	18	U	
1,1,2-TRICHLOROTRIFLUOROETHANE	18	U	
1,1-DICHLOROETHANE	18	U	
1,1-DICHLOROETHENE	18	U	
1,2,4-TRICHLOROBENZENE	18	U	
1,2-DIBROMO-3-CHLOROPROPANE	18	U	
1,2-DIBROMOETHANE	18	U	
1,2-DICHLOROBENZENE	18	U	
1,2-DICHLOROETHANE	18	U	
1,2-DICHLOROPROPANE	18	U	
1,3-DICHLOROBENZENE	18	U	
1,4-DICHLOROBENZENE	18	U	
2-BUTANONE	18	U	
2-HEXANONE	18	U	
4-METHYL-2-PENTANONE	18	U	
ACETONE	73	U	
BENZENE	18	U	
BROMODICHLOROMETHANE	18	U	
BROMOFORM	18	U	
BROMOMETHANE	18	U	
CARBON DISULFIDE	18	U	
CARBON TETRACHLORIDE	18	U	
CHLOROBENZENE	18	U	
CHLORODIBROMOMETHANE	18	U	
CHLOROETHANE	18	U	
CHLOROFORM	18	U	
CHLOROMETHANE	18	U	
CIS-1,2-DICHLOROETHENE	18	U	
CIS-1,3-DICHLOROPROPENE	18	U	
CYCLOHEXANE	18	U	

nsample	FMC-III-SED-32A
samp_date	7/31/2008
lab_id	C8H010190018
qc_type	NM
units	UG/KG
Pct_Solids	27.0
DUP_OF:	

Parameter	Result	Val Qual	Qual Code
DICHLORODIFLUOROMETHANE	18	U	
ETHYLBENZENE	18	U	
ISOPROPYLBENZENE	18	U	
METHYL ACETATE	18	U	
METHYL CYCLOHEXANE	18	U	
METHYL TERT-BUTYL ETHER	18	U	
METHYLENE CHLORIDE	18	U	
STYRENE	18	U	
TETRACHLOROETHENE	18	U	
TOLUENE	18	U	
TOTAL XYLENES	55	U	
TRANS-1,2-DICHLOROETHENE	18	U	
TRANS-1,3-DICHLOROPROPENE	18	U	
TRICHLOROETHENE	18	U	
TRICHLOROFLUOROMETHANE	18	U	
VINYL CHLORIDE	18	U	

nsample	FMC-III-SED-32B
samp_date	7/31/2008
lab_id	C8H010190019
qc_type	NM
units	UG/KG
Pct_Solids	30.0
DUP_OF:	

Parameter	Result	Val Qual	Qual Code
1,1,1-TRICHLOROETHANE	17	U	
1,1,2,2-TETRACHLOROETHANE	17	U	
1,1,2-TRICHLOROETHANE	17	U	
1,1,2-TRICHLOROTRIFLUOROETHANE	17	U	
1,1-DICHLOROETHANE	17	U	
1,1-DICHLOROETHENE	17	U	
1,2,4-TRICHLOROBENZENE	17	U	
1,2-DIBROMO-3-CHLOROPROPANE	17	U	
1,2-DIBROMOETHANE	17	U	
1,2-DICHLOROBENZENE	17	U	
1,2-DICHLOROETHANE	17	U	
1,2-DICHLOROPROPANE	17	U	
1,3-DICHLOROBENZENE	17	U	
1,4-DICHLOROBENZENE	17	U	
2-BUTANONE	17	U	
2-HEXANONE	17	U	
4-METHYL-2-PENTANONE	17	U	
ACETONE	41	B	A
BENZENE	17	U	
BROMODICHLOROMETHANE	17	U	
BROMOFORM	17	U	
BROMOMETHANE	17	U	
CARBON DISULFIDE	17	U	
CARBON TETRACHLORIDE	17	U	
CHLOROBENZENE	17	U	
CHLORODIBROMOMETHANE	17	U	
CHLOROETHANE	17	U	
CHLOROFORM	17	U	
CHLOROMETHANE	17	U	
CIS-1,2-DICHLOROETHENE	17	U	
CIS-1,3-DICHLOROPROPENE	17	U	
CYCLOHEXANE	17	U	

PROJ_NO: 01649

SDG: C8H010190 MEDIA: SOIL DATA FRACTION: OV

nsample	FMC-III-SED-32B
samp_date	7/31/2008
lab_id	C8H010190019
qc_type	NM
units	UG/KG
Pct_Solids	30.0
DUP_OF:	

Parameter	Result	Val Qual	Qual Code
DICHLORODIFLUOROMETHANE	17	U	
ETHYLBENZENE	17	U	
ISOPROPYLBENZENE	17	U	
METHYL ACETATE	17	U	
METHYL CYCLOHEXANE	17	U	
METHYL TERT-BUTYL ETHER	17	U	
METHYLENE CHLORIDE	17	U	
STYRENE	17	U	
TETRACHLOROETHENE	17	U	
TOLUENE	7.6	J	P
TOTAL XYLENES	50	U	
TRANS-1,2-DICHLOROETHENE	17	U	
TRANS-1,3-DICHLOROPROPENE	17	U	
TRICHLOROETHENE	17	U	
TRICHLOROFLUOROMETHANE	17	U	
VINYL CHLORIDE	17	U	

nsample	FMC-III-SED-32C
samp_date	7/31/2008
lab_id	C8H010190020
qc_type	NM
units	UG/KG
Pct_Solids	36.0
DUP_OF:	

Parameter	Result	Val Qual	Qual Code
1,1,1-TRICHLOROETHANE	14	U	
1,1,2,2-TETRACHLOROETHANE	14	U	
1,1,2-TRICHLOROETHANE	14	U	
1,1,2-TRICHLOROTRIFLUOROETHANE	14	U	
1,1-DICHLOROETHANE	14	U	
1,1-DICHLOROETHENE	14	U	
1,2,4-TRICHLOROBENZENE	14	U	
1,2-DIBROMO-3-CHLOROPROPANE	14	U	
1,2-DIBROMOETHANE	14	U	
1,2-DICHLOROBENZENE	14	U	
1,2-DICHLOROETHANE	14	U	
1,2-DICHLOROPROPANE	14	U	
1,3-DICHLOROBENZENE	14	U	
1,4-DICHLOROBENZENE	14	U	
2-BUTANONE	14	U	
2-HEXANONE	14	U	
4-METHYL-2-PENTANONE	14	U	
ACETONE	56	U	
BENZENE	14	U	
BROMODICHLOROMETHANE	14	U	
BROMOFORM	14	U	
BROMOMETHANE	14	U	
CARBON DISULFIDE	14	U	
CARBON TETRACHLORIDE	14	U	
CHLOROBENZENE	14	U	
CHLORODIBROMOMETHANE	14	U	
CHLOROETHANE	14	U	
CHLOROFORM	14	U	
CHLOROMETHANE	14	U	
CIS-1,2-DICHLOROETHENE	14	U	
CIS-1,3-DICHLOROPROPENE	14	U	
CYCLOHEXANE	14	U	

nsample	FMC-III-SED-32C
samp_date	7/31/2008
lab_id	C8H010190020
qc_type	NM
units	UG/KG
Pct_Solids	36.0
DUP_OF:	

Parameter	Result	Val Qual	Qual Code
DICHLORODIFLUOROMETHANE	14	U	
ETHYLBENZENE	14	U	
ISOPROPYLBENZENE	14	U	
METHYL ACETATE	14	U	
METHYL CYCLOHEXANE	14	U	
METHYL TERT-BUTYL ETHER	14	U	
METHYLENE CHLORIDE	14	U	
STYRENE	14	U	
TETRACHLOROETHENE	14	U	
TOLUENE	14	U	
TOTAL XYLENES	42	U	
TRANS-1,2-DICHLOROETHENE	14	U	
TRANS-1,3-DICHLOROPROPENE	14	U	
TRICHLOROETHENE	14	U	
TRICHLOROFLUOROMETHANE	14	U	
VINYL CHLORIDE	14	U	

PROJ_NO: 01649

SDG: C8H010190 MEDIA: SOIL DATA FRACTION: OV

nsample	FMC-III-SED-35A
samp_date	7/31/2008
lab_id	C8H010190021
qc_type	NM
units	UG/KG
Pct_Solids	32.0
DUP_OF:	

Parameter	Result	Val Qual	Qual Code
1,1,1-TRICHLOROETHANE	16	U	
1,1,2,2-TETRACHLOROETHANE	16	U	
1,1,2-TRICHLOROETHANE	16	U	
1,1,2-TRICHLOROTRIFLUOROETHANE	16	U	
1,1-DICHLOROETHANE	16	U	
1,1-DICHLOROETHENE	16	U	
1,2,4-TRICHLOROBENZENE	16	U	
1,2-DIBROMO-3-CHLOROPROPANE	16	U	
1,2-DIBROMOETHANE	16	U	
1,2-DICHLOROBENZENE	16	U	
1,2-DICHLOROETHANE	16	U	
1,2-DICHLOROPROPANE	16	U	
1,3-DICHLOROBENZENE	16	U	
1,4-DICHLOROBENZENE	16	U	
2-BUTANONE	16	U	
2-HEXANONE	16	U	
4-METHYL-2-PENTANONE	16	U	
ACETONE	63	U	
BENZENE	16	U	
BROMODICHLOROMETHANE	16	U	
BROMOFORM	16	U	
BROMOMETHANE	16	U	
CARBON DISULFIDE	16	U	
CARBON TETRACHLORIDE	16	U	
CHLOROBENZENE	16	U	
CHLORODIBROMOMETHANE	16	U	
CHLOROETHANE	16	U	
CHLOROFORM	16	U	
CHLOROMETHANE	16	U	
CIS-1,2-DICHLOROETHENE	16	U	
CIS-1,3-DICHLOROPROPENE	16	U	
CYCLOHEXANE	16	U	

nsample	FMC-III-SED-35A
samp_date	7/31/2008
lab_id	C8H010190021
qc_type	NM
units	UG/KG
Pct_Solids	32.0
DUP_OF:	

Parameter	Result	Val Qual	Qual Code
DICHLORODIFLUOROMETHANE	16	U	
ETHYLBENZENE	16	U	
ISOPROPYLBENZENE	16	U	
METHYL ACETATE	16	U	
METHYL CYCLOHEXANE	16	U	
METHYL TERT-BUTYL ETHER	16	U	
METHYLENE CHLORIDE	16	U	
STYRENE	16	U	
TETRACHLOROETHENE	16	U	
TOLUENE	16	U	
TOTAL XYLENES	48	U	
TRANS-1,2-DICHLOROETHENE	16	U	
TRANS-1,3-DICHLOROPROPENE	16	U	
TRICHLOROETHENE	16	U	
TRICHLOROFLUOROMETHANE	16	U	
VINYL CHLORIDE	16	U	

nsample	FMC-III-SED-35B
samp_date	7/31/2008
lab_id	C8H010190022
qc_type	NM
units	UG/KG
Pct_Solids	36.0
DUP_OF:	

Parameter	Result	Val Qual	Qual Code
1,1,1-TRICHLOROETHANE	14	U	
1,1,2,2-TETRACHLOROETHANE	14	U	
1,1,2-TRICHLOROETHANE	14	U	
1,1,2-TRICHLOROTRIFLUOROETHANE	14	U	
1,1-DICHLOROETHANE	14	U	
1,1-DICHLOROETHENE	14	U	
1,2,4-TRICHLOROBENZENE	14	U	
1,2-DIBROMO-3-CHLOROPROPANE	14	U	
1,2-DIBROMOETHANE	14	U	
1,2-DICHLOROBENZENE	14	U	
1,2-DICHLOROETHANE	14	U	
1,2-DICHLOROPROPANE	14	U	
1,3-DICHLOROBENZENE	14	U	
1,4-DICHLOROBENZENE	14	U	
2-BUTANONE	14	U	
2-HEXANONE	14	U	
4-METHYL-2-PENTANONE	14	U	
ACETONE	55	U	
BENZENE	14	U	
BROMODICHLOROMETHANE	14	U	
BROMOFORM	14	U	
BROMOMETHANE	14	U	
CARBON DISULFIDE	14	U	
CARBON TETRACHLORIDE	14	U	
CHLOROBENZENE	14	U	
CHLORODIBROMOMETHANE	14	U	
CHLOROETHANE	14	U	
CHLOROFORM	14	U	
CHLOROMETHANE	14	U	
CIS-1,2-DICHLOROETHENE	14	U	
CIS-1,3-DICHLOROPROPENE	14	U	
CYCLOHEXANE	14	U	

PROJ_NO: 01649

SDG: C8H010190 MEDIA: SOIL DATA FRACTION: OV

nsample	FMC-III-SED-35B
samp_date	7/31/2008
lab_id	C8H010190022
qc_type	NM
units	UG/KG
Pct_Solids	36.0
DUP_OF:	

Parameter	Result	Val Qual	Qual Code
DICHLORODIFLUOROMETHANE	14	U	
ETHYLBENZENE	14	U	
ISOPROPYLBENZENE	14	U	
METHYL ACETATE	14	U	
METHYL CYCLOHEXANE	14	U	
METHYL TERT-BUTYL ETHER	14	U	
METHYLENE CHLORIDE	14	U	
STYRENE	14	U	
TETRACHLOROETHENE	14	U	
TOLUENE	14	U	
TOTAL XYLENES	41	U	
TRANS-1,2-DICHLOROETHENE	14	U	
TRANS-1,3-DICHLOROPROPENE	14	U	
TRICHLOROETHENE	14	U	
TRICHLOROFLUOROMETHANE	14	U	
VINYL CHLORIDE	14	U	

nsample	FMC-III-SED-35C
samp_date	7/31/2008
lab_id	C8H010190023
qc_type	NM
units	UG/KG
Pct_Solids	41.0
DUP_OF:	

Parameter	Result	Val Qual	Qual Code
1,1,1-TRICHLOROETHANE	12	U	
1,1,2,2-TETRACHLOROETHANE	12	U	
1,1,2-TRICHLOROETHANE	12	U	
1,1,2-TRICHLOROTRIFLUOROETHANE	12	U	
1,1-DICHLOROETHANE	12	U	
1,1-DICHLOROETHENE	12	U	
1,2,4-TRICHLOROBENZENE	12	U	
1,2-DIBROMO-3-CHLOROPROPANE	12	U	
1,2-DIBROMOETHANE	12	U	
1,2-DICHLOROBENZENE	12	U	
1,2-DICHLOROETHANE	12	U	
1,2-DICHLOROPROPANE	12	U	
1,3-DICHLOROBENZENE	12	U	
1,4-DICHLOROBENZENE	12	U	
2-BUTANONE	12	U	
2-HEXANONE	12	U	
4-METHYL-2-PENTANONE	12	U	
ACETONE	15	B	A
BENZENE	12	U	
BROMODICHLOROMETHANE	12	U	
BROMOFORM	12	U	
BROMOMETHANE	12	U	
CARBON DISULFIDE	12	U	
CARBON TETRACHLORIDE	12	U	
CHLOROBENZENE	12	U	
CHLORODIBROMOMETHANE	12	U	
CHLOROETHANE	12	U	
CHLOROFORM	12	U	
CHLOROMETHANE	12	U	
CIS-1,2-DICHLOROETHENE	12	U	
CIS-1,3-DICHLOROPROPENE	12	U	
CYCLOHEXANE	12	U	

nsample	FMC-III-SED-35C
samp_date	7/31/2008
lab_id	C8H010190023
qc_type	NM
units	UG/KG
Pct_Solids	41.0
DUP_OF:	

Parameter	Result	Val Qual	Qual Code
DICHLORODIFLUOROMETHANE	12	U	
ETHYLBENZENE	12	U	
ISOPROPYLBENZENE	12	U	
METHYL ACETATE	12	U	
METHYL CYCLOHEXANE	12	U	
METHYL TERT-BUTYL ETHER	12	U	
METHYLENE CHLORIDE	12	U	
STYRENE	12	U	
TETRACHLOROETHENE	12	U	
TOLUENE	12	U	
TOTAL XYLENES	37	U	
TRANS-1,2-DICHLOROETHENE	12	U	
TRANS-1,3-DICHLOROPROPENE	12	U	
TRICHLOROETHENE	12	U	
TRICHLOROFLUOROMETHANE	12	U	
VINYL CHLORIDE	12	U	

PROJ_NO: 01649

SDG: C8H010190 MEDIA: SOIL DATA FRACTION: OV

nsample	FMC-III-SED-9B
samp_date	7/31/2008
lab_id	C8H010190005
qc_type	NM
units	UG/KG
Pct_Solids	30.0
DUP_OF:	

Parameter	Result	Val Qual	Qual Code
1,1,1-TRICHLOROETHANE	16	U	
1,1,2,2-TETRACHLOROETHANE	16	U	
1,1,2-TRICHLOROETHANE	16	U	
1,1,2-TRICHLOROTRIFLUOROETHANE	16	U	
1,1-DICHLOROETHANE	16	U	
1,1-DICHLOROETHENE	16	U	
1,2,4-TRICHLOROBENZENE	16	U	
1,2-DIBROMO-3-CHLOROPROPANE	16	U	
1,2-DIBROMOETHANE	16	U	
1,2-DICHLOROBENZENE	16	U	
1,2-DICHLOROETHANE	16	U	
1,2-DICHLOROPROPANE	16	U	
1,3-DICHLOROBENZENE	16	U	
1,4-DICHLOROBENZENE	16	U	
2-BUTANONE	16	U	
2-HEXANONE	16	U	
4-METHYL-2-PENTANONE	16	U	
ACETONE	66	U	
BENZENE	16	U	
BROMODICHLOROMETHANE	16	U	
BROMOFORM	16	U	
BROMOMETHANE	16	U	
CARBON DISULFIDE	16	U	
CARBON TETRACHLORIDE	16	U	
CHLOROBENZENE	16	U	
CHLORODIBROMOMETHANE	16	U	
CHLOROETHANE	16	U	
CHLOROFORM	16	U	
CHLOROMETHANE	16	U	
CIS-1,2-DICHLOROETHENE	16	U	
CIS-1,3-DICHLOROPROPENE	16	U	
CYCLOHEXANE	16	U	

nsample	FMC-III-SED-9B
samp_date	7/31/2008
lab_id	C8H010190005
qc_type	NM
units	UG/KG
Pct_Solids	30.0
DUP_OF:	

Parameter	Result	Val Qual	Qual Code
DICHLORODIFLUOROMETHANE	16	U	
ETHYLBENZENE	16	U	
ISOPROPYLBENZENE	16	U	
METHYL ACETATE	16	U	
METHYL CYCLOHEXANE	16	U	
METHYL TERT-BUTYL ETHER	16	U	
METHYLENE CHLORIDE	16	U	
STYRENE	16	U	
TETRACHLOROETHENE	16	U	
TOLUENE	16	U	
TOTAL XYLENES	49	U	
TRANS-1,2-DICHLOROETHENE	16	U	
TRANS-1,3-DICHLOROPROPENE	16	U	
TRICHLOROETHENE	16	U	
TRICHLOROFLUOROMETHANE	16	U	
VINYL CHLORIDE	16	U	

nsample	FMC-III-SED-9C
samp_date	7/31/2008
lab_id	C8H010190006
qc_type	NM
units	UG/KG
Pct_Solids	34.0
DUP_OF:	

Parameter	Result	Val Qual	Qual Code
1,1,1-TRICHLOROETHANE	15	U	
1,1,2,2-TETRACHLOROETHANE	15	U	
1,1,2-TRICHLOROETHANE	15	U	
1,1,2-TRICHLOROTRIFLUOROETHANE	15	U	
1,1-DICHLOROETHANE	15	U	
1,1-DICHLOROETHENE	15	U	
1,2,4-TRICHLOROBENZENE	15	U	
1,2-DIBROMO-3-CHLOROPROPANE	15	U	
1,2-DIBROMOETHANE	15	U	
1,2-DICHLOROBENZENE	15	U	
1,2-DICHLOROETHANE	15	U	
1,2-DICHLOROPROPANE	15	U	
1,3-DICHLOROBENZENE	15	U	
1,4-DICHLOROBENZENE	15	U	
2-BUTANONE	15	U	
2-HEXANONE	15	U	
4-METHYL-2-PENTANONE	15	U	
ACETONE	58	U	
BENZENE	15	U	
BROMODICHLOROMETHANE	15	U	
BROMOFORM	15	U	
BROMOMETHANE	15	U	
CARBON DISULFIDE	15	U	
CARBON TETRACHLORIDE	15	U	
CHLOROBENZENE	15	U	
CHLORODIBROMOMETHANE	15	U	
CHLOROETHANE	15	U	
CHLOROFORM	15	U	
CHLOROMETHANE	15	U	
CIS-1,2-DICHLOROETHENE	15	U	
CIS-1,3-DICHLOROPROPENE	15	U	
CYCLOHEXANE	15	U	

nsample	FMC-III-SED-9C
samp_date	7/31/2008
lab_id	C8H010190006
qc_type	NM
units	UG/KG
Pct_Solids	34.0
DUP_OF:	

Parameter	Result	Val Qual	Qual Code
DICHLORODIFLUOROMETHANE	15	U	
ETHYLBENZENE	15	U	
ISOPROPYLBENZENE	15	U	
METHYL ACETATE	15	U	
METHYL CYCLOHEXANE	15	U	
METHYL TERT-BUTYL ETHER	15	U	
METHYLENE CHLORIDE	15	U	
STYRENE	15	U	
TETRACHLOROETHENE	15	U	
TOLUENE	15	U	
TOTAL XYLENES	44	U	
TRANS-1,2-DICHLOROETHENE	15	U	
TRANS-1,3-DICHLOROPROPENE	15	U	
TRICHLOROETHENE	15	U	
TRICHLOROFLUOROMETHANE	15	U	
VINYL CHLORIDE	15	U	

PROJ_NO: 01649

SDG: C8H010190 MEDIA: WATER DATA FRACTION: OV

nsample	FMC-III-SW-27
samp_date	7/31/2008
lab_id	C8H010190024
qc_type	NM
units	UG/L
Pct_Solids	
DUP_OF:	

Parameter	Result	Val Qual	Qual Code
1,1,1-TRICHLOROETHANE	1	U	
1,1,2,2-TETRACHLOROETHANE	1	U	
1,1,2-TRICHLOROETHANE	1	U	
1,1,2-TRICHLOROTRIFLUOROETHANE	1	U	
1,1-DICHLOROETHANE	1	U	
1,1-DICHLOROETHENE	1	U	
1,2,4-TRICHLOROBENZENE	1	U	
1,2-DIBROMO-3-CHLOROPROPANE	1	U	
1,2-DIBROMOETHANE	1	U	
1,2-DICHLOROBENZENE	1	U	
1,2-DICHLOROETHANE	1	U	
1,2-DICHLOROPROPANE	1	U	
1,3-DICHLOROBENZENE	1	U	
1,4-DICHLOROBENZENE	1	U	
2-BUTANONE	5	U	
2-HEXANONE	5	U	
4-METHYL-2-PENTANONE	5	U	
ACETONE	4.3	B	A
BENZENE	1	U	
BROMODICHLOROMETHANE	1	U	
BROMOFORM	1	U	
BROMOMETHANE	1	U	
CARBON DISULFIDE	1	U	
CARBON TETRACHLORIDE	1	U	
CHLOROBENZENE	1	U	
CHLORODIBROMOMETHANE	1	U	
CHLOROETHANE	1	U	
CHLOROFORM	1	U	
CHLOROMETHANE	0.18	J	P
CIS-1,2-DICHLOROETHENE	0.24	J	P
CIS-1,3-DICHLOROPROPENE	1	U	
CYCLOHEXANE	1	U	

nsample	FMC-III-SW-27
samp_date	7/31/2008
lab_id	C8H010190024
qc_type	NM
units	UG/L
Pct_Solids	
DUP_OF:	

Parameter	Result	Val Qual	Qual Code
DICHLORODIFLUOROMETHANE	1	U	
ETHYLBENZENE	1	U	
ISOPROPYLBENZENE	1	U	
METHYL ACETATE	1	U	
METHYL CYCLOHEXANE	1	U	
METHYL TERT-BUTYL ETHER	1	U	
METHYLENE CHLORIDE	1	U	
STYRENE	1	U	
TETRACHLOROETHENE	1	U	
TOLUENE	0.44	J	P
TOTAL XYLENES	3	U	
TRANS-1,2-DICHLOROETHENE	1	U	
TRANS-1,3-DICHLOROPROPENE	1	U	
TRICHLOROETHENE	0.43	B	A
TRICHLOROFLUOROMETHANE	1	U	
VINYL CHLORIDE	0.17	J	P

nsample	FMC-III-SW-28
samp_date	7/31/2008
lab_id	C8H010190027
qc_type	NM
units	UG/L
Pct_Solids	
DUP_OF:	

Parameter	Result	Val Qual	Qual Code
1,1,1-TRICHLOROETHANE	1	U	
1,1,2,2-TETRACHLOROETHANE	1	U	
1,1,2-TRICHLOROETHANE	1	U	
1,1,2-TRICHLOROTRIFLUOROETHANE	1	U	
1,1-DICHLOROETHANE	1	U	
1,1-DICHLOROETHENE	1	U	
1,2,4-TRICHLOROBENZENE	1	U	
1,2-DIBROMO-3-CHLOROPROPANE	1	U	
1,2-DIBROMOETHANE	1	U	
1,2-DICHLOROBENZENE	1	U	
1,2-DICHLOROETHANE	1	U	
1,2-DICHLOROPROPANE	1	U	
1,3-DICHLOROBENZENE	1	U	
1,4-DICHLOROBENZENE	1	U	
2-BUTANONE	5	U	
2-HEXANONE	5	U	
4-METHYL-2-PENTANONE	5	U	
ACETONE	5	U	
BENZENE	1	U	
BROMODICHLOROMETHANE	1	U	
BROMOFORM	1	U	
BROMOMETHANE	1	U	
CARBON DISULFIDE	1	U	
CARBON TETRACHLORIDE	1	U	
CHLOROBENZENE	1	U	
CHLORODIBROMOMETHANE	1	U	
CHLOROETHANE	1	U	
CHLOROFORM	1	U	
CHLOROMETHANE	1	U	
CIS-1,2-DICHLOROETHENE	0.26	J	P
CIS-1,3-DICHLOROPROPENE	1	U	
CYCLOHEXANE	1	U	

PROJ_NO: 01649

SDG: C8H010190 MEDIA: WATER DATA FRACTION: OV

nsample	FMC-III-SW-28
samp_date	7/31/2008
lab_id	C8H010190027
qc_type	NM
units	UG/L
Pct_Solids	
DUP_OF:	

Parameter	Result	Val Qual	Qual Code
DICHLORODIFLUOROMETHANE	1	U	
ETHYLBENZENE	1	U	
ISOPROPYLBENZENE	1	U	
METHYL ACETATE	1	U	
METHYL CYCLOHEXANE	1	U	
METHYL TERT-BUTYL ETHER	1	U	
METHYLENE CHLORIDE	1	U	
STYRENE	1	U	
TETRACHLOROETHENE	1	U	
TOLUENE	1	U	
TOTAL XYLENES	3	U	
TRANS-1,2-DICHLOROETHENE	1	U	
TRANS-1,3-DICHLOROPROPENE	1	U	
TRICHLOROETHENE	0.47	B	A
TRICHLOROFLUOROMETHANE	1	U	
VINYL CHLORIDE	0.21	J	P

nsample	FMC-III-SW-30
samp_date	7/31/2008
lab_id	C8H010190026
qc_type	NM
units	UG/L
Pct_Solids	
DUP_OF:	

Parameter	Result	Val Qual	Qual Code
1,1,1-TRICHLOROETHANE	1	U	
1,1,2,2-TETRACHLOROETHANE	1	U	
1,1,2-TRICHLOROETHANE	1	U	
1,1,2-TRICHLOROTRIFLUOROETHANE	1	U	
1,1-DICHLOROETHANE	1	U	
1,1-DICHLOROETHENE	1	U	
1,2,4-TRICHLOROBENZENE	1	U	
1,2-DIBROMO-3-CHLOROPROPANE	1	U	
1,2-DIBROMOETHANE	1	U	
1,2-DICHLOROBENZENE	1	U	
1,2-DICHLOROETHANE	1	U	
1,2-DICHLOROPROPANE	1	U	
1,3-DICHLOROBENZENE	1	U	
1,4-DICHLOROBENZENE	1	U	
2-BUTANONE	5	U	
2-HEXANONE	5	U	
4-METHYL-2-PENTANONE	5	U	
ACETONE	5	U	
BENZENE	1	U	
BROMODICHLOROMETHANE	1	U	
BROMOFORM	1	U	
BROMOMETHANE	1	U	
CARBON DISULFIDE	1	U	
CARBON TETRACHLORIDE	1	U	
CHLOROBENZENE	1	U	
CHLORODIBROMOMETHANE	1	U	
CHLOROETHANE	1	U	
CHLOROFORM	1	U	
CHLOROMETHANE	1	U	
CIS-1,2-DICHLOROETHENE	0.11	J	P
CIS-1,3-DICHLOROPROPENE	1	U	
CYCLOHEXANE	1	U	

nsample	FMC-III-SW-30
samp_date	7/31/2008
lab_id	C8H010190026
qc_type	NM
units	UG/L
Pct_Solids	
DUP_OF:	

Parameter	Result	Val Qual	Qual Code
DICHLORODIFLUOROMETHANE	1	U	
ETHYLBENZENE	1	U	
ISOPROPYLBENZENE	1	U	
METHYL ACETATE	1	U	
METHYL CYCLOHEXANE	1	U	
METHYL TERT-BUTYL ETHER	1	U	
METHYLENE CHLORIDE	1	U	
STYRENE	1	U	
TETRACHLOROETHENE	1	U	
TOLUENE	1	U	
TOTAL XYLENES	3	U	
TRANS-1,2-DICHLOROETHENE	1	U	
TRANS-1,3-DICHLOROPROPENE	1	U	
TRICHLOROETHENE	0.26	B	A
TRICHLOROFLUOROMETHANE	1	U	
VINYL CHLORIDE	1	U	

PROJ_NO: 01649

SDG: C8H010190 MEDIA: WATER DATA FRACTION: OV

nsample	FMC-III-SW-32	nsample	FMC-III-SW-32	nsample	TB-073108
samp_date	7/31/2008	samp_date	7/31/2008	samp_date	7/31/2008
lab_id	C8H010190025	lab_id	C8H010190025	lab_id	C8H010190028
qc_type	NM	qc_type	NM	qc_type	NM
units	UG/L	units	UG/L	units	UG/L
Pct_Solids		Pct_Solids		Pct_Solids	
DUP_OF:		DUP_OF:		DUP_OF:	

Parameter	Result	Val Qual	Qual Code
1,1,1-TRICHLOROETHANE	1	U	
1,1,2,2-TETRACHLOROETHANE	1	U	
1,1,2-TRICHLOROETHANE	1	U	
1,1,2-TRICHLOROTRIFLUOROETHANE	1	U	
1,1-DICHLOROETHANE	1	U	
1,1-DICHLOROETHENE	1	U	
1,2,4-TRICHLOROBENZENE	1	U	
1,2-DIBROMO-3-CHLOROPROPANE	1	U	
1,2-DIBROMOETHANE	1	U	
1,2-DICHLOROBENZENE	1	U	
1,2-DICHLOROETHANE	1	U	
1,2-DICHLOROPROPANE	1	U	
1,3-DICHLOROBENZENE	1	U	
1,4-DICHLOROBENZENE	1	U	
2-BUTANONE	5	U	
2-HEXANONE	5	U	
4-METHYL-2-PENTANONE	5	U	
ACETONE	3.8	B	A
BENZENE	1	U	
BROMODICHLOROMETHANE	1	U	
BROMOFORM	1	U	
BROMOMETHANE	1	U	
CARBON DISULFIDE	1	U	
CARBON TETRACHLORIDE	1	U	
CHLOROBENZENE	1	U	
CHLORODIBROMOMETHANE	1	U	
CHLOROETHANE	1	U	
CHLOROFORM	1	U	
CHLOROMETHANE	0.23	J	P
CIS-1,2-DICHLOROETHENE	0.16	J	P
CIS-1,3-DICHLOROPROPENE	1	U	
CYCLOHEXANE	1	U	

Parameter	Result	Val Qual	Qual Code
DICHLORODIFLUOROMETHANE	1	U	
ETHYLBENZENE	1	U	
ISOPROPYLBENZENE	1	U	
METHYL ACETATE	1	U	
METHYL CYCLOHEXANE	1	U	
METHYL TERT-BUTYL ETHER	1	U	
METHYLENE CHLORIDE	1	U	
STYRENE	1	U	
TETRACHLOROETHENE	1	U	
TOLUENE	1	U	
TOTAL XYLENES	3	U	
TRANS-1,2-DICHLOROETHENE	1	U	
TRANS-1,3-DICHLOROPROPENE	1	U	
TRICHLOROETHENE	0.36	B	A
TRICHLOROFLUOROMETHANE	1	U	
VINYL CHLORIDE	1	U	

Parameter	Result	Val Qual	Qual Code
1,1,1-TRICHLOROETHANE	1	U	
1,1,2,2-TETRACHLOROETHANE	1	U	
1,1,2-TRICHLOROETHANE	1	U	
1,1,2-TRICHLOROTRIFLUOROETHANE	1	U	
1,1-DICHLOROETHANE	1	U	
1,1-DICHLOROETHENE	1	U	
1,2,4-TRICHLOROBENZENE	1	U	
1,2-DIBROMO-3-CHLOROPROPANE	1	U	
1,2-DIBROMOETHANE	1	U	
1,2-DICHLOROBENZENE	1	U	
1,2-DICHLOROETHANE	0.57	J	P
1,2-DICHLOROPROPANE	1	U	
1,3-DICHLOROBENZENE	1	U	
1,4-DICHLOROBENZENE	1	U	
2-BUTANONE	5	U	
2-HEXANONE	5	U	
4-METHYL-2-PENTANONE	5	U	
ACETONE	3.4	J	P
BENZENE	1	U	
BROMODICHLOROMETHANE	1	U	
BROMOFORM	1	U	
BROMOMETHANE	1	U	
CARBON DISULFIDE	1	U	
CARBON TETRACHLORIDE	1	U	
CHLOROBENZENE	1	U	
CHLORODIBROMOMETHANE	1	U	
CHLOROETHANE	1	U	
CHLOROFORM	1	U	
CHLOROMETHANE	1	U	
CIS-1,2-DICHLOROETHENE	1	U	
CIS-1,3-DICHLOROPROPENE	1	U	
CYCLOHEXANE	1	U	

PROJ_NO: 01649

SDG: C8H010190 MEDIA: WATER DATA FRACTION: OV

nsample	TB-073108
samp_date	7/31/2008
lab_id	C8H010190028
qc_type	NM
units	UG/L
Pct_Solids	
DUP_OF:	

Parameter	Result	Val Qual	Qual Code
DICHLORODIFLUOROMETHANE	1	U	
ETHYLBENZENE	1	U	
ISOPROPYLBENZENE	1	U	
METHYL ACETATE	1	U	
METHYL CYCLOHEXANE	1	U	
METHYL TERT-BUTYL ETHER	1	U	
METHYLENE CHLORIDE	3.6		
STYRENE	1	U	
TETRACHLOROETHENE	1	U	
TOLUENE	1	U	
TOTAL XYLENES	3	U	
TRANS-1,2-DICHLOROETHENE	1	U	
TRANS-1,3-DICHLOROPROPENE	1	U	
TRICHLOROETHENE	0.51	J	P
TRICHLOROFLUOROMETHANE	1	U	
VINYL CHLORIDE	1	U	

PROJ_NO: 01649

SDG: C8H010190 MEDIA: SOIL DATA FRACTION: PAH

nsample	FMC-III-SED-10B
samp_date	7/31/2008
lab_id	C8H010190007
qc_type	NM
units	UG/KG
Pct_Solids	31.0
DUP_OF:	

Parameter	Result	Val Qual	Qual Code
ACENAPHTHENE	380		
ACENAPHTHYLENE	240		
ANTHRACENE	600		
BENZO(A)ANTHRACENE	460		
BENZO(A)PYRENE	760		
BENZO(B)FLUORANTHENE	770		
BENZO(G,H,I)PERYLENE	840		
BENZO(K)FLUORANTHENE	270		
CHRYSENE	610		
DIBENZO(A,H)ANTHRACENE	310		
FLUORANTHENE	1100		
FLUORENE	810		
INDENO(1,2,3-CD)PYRENE	710		
NAPHTHALENE	98	J	
PHENANTHRENE	260		
PYRENE	880		

nsample	FMC-III-SED-10C
samp_date	7/31/2008
lab_id	C8H010190008
qc_type	NM
units	UG/KG
Pct_Solids	36.0
DUP_OF:	

Parameter	Result	Val Qual	Qual Code
ACENAPHTHENE	340		
ACENAPHTHYLENE	150	J	P
ANTHRACENE	510		
BENZO(A)ANTHRACENE	520		
BENZO(A)PYRENE	770		
BENZO(B)FLUORANTHENE	700		
BENZO(G,H,I)PERYLENE	750		
BENZO(K)FLUORANTHENE	350		
CHRYSENE	620		
DIBENZO(A,H)ANTHRACENE	300		
FLUORANTHENE	1200		
FLUORENE	710		
INDENO(1,2,3-CD)PYRENE	620		
NAPHTHALENE	140	J	P
PHENANTHRENE	360		
PYRENE	910		

nsample	FMC-III-SED-12B
samp_date	7/30/2008
lab_id	C8H010190001
qc_type	NM
units	UG/KG
Pct_Solids	33.0
DUP_OF:	

Parameter	Result	Val Qual	Qual Code
ACENAPHTHENE	360		
ACENAPHTHYLENE	140	J	P
ANTHRACENE	550		
BENZO(A)ANTHRACENE	510		
BENZO(A)PYRENE	700		
BENZO(B)FLUORANTHENE	690		
BENZO(G,H,I)PERYLENE	780		
BENZO(K)FLUORANTHENE	290		
CHRYSENE	490		
DIBENZO(A,H)ANTHRACENE	250		
FLUORANTHENE	1000		
FLUORENE	770		
INDENO(1,2,3-CD)PYRENE	620		
NAPHTHALENE	96	J	P
PHENANTHRENE	280		
PYRENE	780		

PROJ_NO: 01649

SDG: C8H010190 MEDIA: SOIL DATA FRACTION: PAH

nsample	FMC-III-SED-12C
samp_date	7/30/2008
lab_id	C8H010190002
qc_type	NM
units	UG/KG
Pct_Solids	37.0
DUP_OF:	

Parameter	Result	Val Qual	Qual Code
ACENAPHTHENE	300		
ACENAPHTHYLENE	58	J	P
ANTHRACENE	420		
BENZO(A)ANTHRACENE	230		
BENZO(A)PYRENE	380		
BENZO(B)FLUORANTHENE	350		
BENZO(G,H,I)PERYLENE	440		
BENZO(K)FLUORANTHENE	97	J	P
CHRYSENE	280		
DIBENZO(A,H)ANTHRACENE	200		
FLUORANTHENE	700		
FLUORENE	690		
INDENO(1,2,3-CD)PYRENE	390		
NAPHTHALENE	140	J	P
PHENANTHRENE	260		
PYRENE	430		

nsample	FMC-III-SED-13B
samp_date	7/30/2008
lab_id	C8H010190003
qc_type	NM
units	UG/KG
Pct_Solids	32.0
DUP_OF:	

Parameter	Result	Val Qual	Qual Code
ACENAPHTHENE	360		
ACENAPHTHYLENE	200	J	P
ANTHRACENE	580		
BENZO(A)ANTHRACENE	450		
BENZO(A)PYRENE	740		
BENZO(B)FLUORANTHENE	760		
BENZO(G,H,I)PERYLENE	810		
BENZO(K)FLUORANTHENE	280		
CHRYSENE	560		
DIBENZO(A,H)ANTHRACENE	290		
FLUORANTHENE	1000		
FLUORENE	780		
INDENO(1,2,3-CD)PYRENE	680		
NAPHTHALENE	90	J	P
PHENANTHRENE	260		
PYRENE	780		

nsample	FMC-III-SED-13C
samp_date	7/30/2008
lab_id	C8H010190004
qc_type	NM
units	UG/KG
Pct_Solids	36.0
DUP_OF:	

Parameter	Result	Val Qual	Qual Code
ACENAPHTHENE	310		
ACENAPHTHYLENE	100	J	P
ANTHRACENE	460		
BENZO(A)ANTHRACENE	330		
BENZO(A)PYRENE	470		
BENZO(B)FLUORANTHENE	470		
BENZO(G,H,I)PERYLENE	540		
BENZO(K)FLUORANTHENE	120	J	P
CHRYSENE	360		
DIBENZO(A,H)ANTHRACENE	200		
FLUORANTHENE	780		
FLUORENE	680		
INDENO(1,2,3-CD)PYRENE	430		
NAPHTHALENE	100	J	P
PHENANTHRENE	260		
PYRENE	540		

PROJ_NO: 01649

SDG: C8H010190 MEDIA: SOIL DATA FRACTION: PAH

nsample	FMC-III-SED-27A
samp_date	7/31/2008
lab_id	C8H010190009
qc_type	NM
units	UG/KG
Pct_Solids	49.0
DUP_OF:	

Parameter	Result	Val Qual	Qual Code
ACENAPHTHENE	1400		
ACENAPHTHYLENE	500	J	P
ANTHRACENE	2600		
BENZO(A)ANTHRACENE	7100		
BENZO(A)PYRENE	7900		
BENZO(B)FLUORANTHENE	8800		
BENZO(G,H,I)PERYLENE	6800		
BENZO(K)FLUORANTHENE	4200		
CHRYSENE	8300		
DIBENZO(A,H)ANTHRACENE	1800		
FLUORANTHENE	19000		
FLUORENE	2700		
INDENO(1,2,3-CD)PYRENE	6000		
NAPHTHALENE	170	J	P
PHENANTHRENE	6700		
PYRENE	12000		

nsample	FMC-III-SED-27B
samp_date	7/31/2008
lab_id	C8H010190010
qc_type	NM
units	UG/KG
Pct_Solids	63.0
DUP_OF:	

Parameter	Result	Val Qual	Qual Code
ACENAPHTHENE	1200		
ACENAPHTHYLENE	250		
ANTHRACENE	2400		
BENZO(A)ANTHRACENE	7800		
BENZO(A)PYRENE	8100		
BENZO(B)FLUORANTHENE	8900		
BENZO(G,H,I)PERYLENE	6300		
BENZO(K)FLUORANTHENE	4400		
CHRYSENE	9600		
DIBENZO(A,H)ANTHRACENE	1700		
FLUORANTHENE	24000		
FLUORENE	1400		
INDENO(1,2,3-CD)PYRENE	5400		
NAPHTHALENE	270		
PHENANTHRENE	11000		
PYRENE	15000		

nsample	FMC-III-SED-27C
samp_date	7/31/2008
lab_id	C8H010190011
qc_type	NM
units	UG/KG
Pct_Solids	57.0
DUP_OF:	

Parameter	Result	Val Qual	Qual Code
ACENAPHTHENE	2700		
ACENAPHTHYLENE	1100		
ANTHRACENE	6400		
BENZO(A)ANTHRACENE	22000		
BENZO(A)PYRENE	19000		
BENZO(B)FLUORANTHENE	19000		
BENZO(G,H,I)PERYLENE	14000		
BENZO(K)FLUORANTHENE	7400		
CHRYSENE	25000		
DIBENZO(A,H)ANTHRACENE	4100		
FLUORANTHENE	56000		
FLUORENE	3500		
INDENO(1,2,3-CD)PYRENE	12000		
NAPHTHALENE	490	J	P
PHENANTHRENE	24000		
PYRENE	38000		

PROJ_NO: 01649

SDG: C8H010190 MEDIA: SOIL DATA FRACTION: PAH

nsample	FMC-III-SED-28A
samp_date	7/31/2008
lab_id	C8H010190012
qc_type	NM
units	UG/KG
Pct_Solids	39.0
DUP_OF:	

Parameter	Result	Val Qual	Qual Code
ACENAPHTHENE	640		
ACENAPHTHYLENE	490		
ANTHRACENE	1100		
BENZO(A)ANTHRACENE	2100		
BENZO(A)PYRENE	2600		
BENZO(B)FLUORANTHENE	2600		
BENZO(G,H,I)PERYLENE	2500		
BENZO(K)FLUORANTHENE	1300		
CHRYSENE	2400		
DIBENZO(A,H)ANTHRACENE	710		
FLUORANTHENE	4300		
FLUORENE	1300		
INDENO(1,2,3-CD)PYRENE	2100		
NAPHTHALENE	340	U	
PHENANTHRENE	1200		
PYRENE	3100		

nsample	FMC-III-SED-28B
samp_date	7/31/2008
lab_id	C8H010190013
qc_type	NM
units	UG/KG
Pct_Solids	46.0
DUP_OF:	

Parameter	Result	Val Qual	Qual Code
ACENAPHTHENE	270		
ACENAPHTHYLENE	120	J	P
ANTHRACENE	470		
BENZO(A)ANTHRACENE	760		
BENZO(A)PYRENE	960		
BENZO(B)FLUORANTHENE	820		
BENZO(G,H,I)PERYLENE	830		
BENZO(K)FLUORANTHENE	280		
CHRYSENE	750		
DIBENZO(A,H)ANTHRACENE	190		
FLUORANTHENE	1700		
FLUORENE	550		
INDENO(1,2,3-CD)PYRENE	630		
NAPHTHALENE	150	U	
PHENANTHRENE	610		
PYRENE	1700	L	D

nsample	FMC-III-SED-28C
samp_date	7/31/2008
lab_id	C8H010190014
qc_type	NM
units	UG/KG
Pct_Solids	49.0
DUP_OF:	

Parameter	Result	Val Qual	Qual Code
ACENAPHTHENE	240		
ACENAPHTHYLENE	140	U	
ANTHRACENE	300		
BENZO(A)ANTHRACENE	170		
BENZO(A)PYRENE	290		
BENZO(B)FLUORANTHENE	210		
BENZO(G,H,I)PERYLENE	280		
BENZO(K)FLUORANTHENE	79	J	P
CHRYSENE	180		
DIBENZO(A,H)ANTHRACENE	150		
FLUORANTHENE	490		
FLUORENE	500		
INDENO(1,2,3-CD)PYRENE	260		
NAPHTHALENE	140	U	
PHENANTHRENE	140		
PYRENE	260		

PROJ_NO: 01649

SDG: C8H010190 MEDIA: SOIL DATA FRACTION: PAH

nsample	FMC-III-SED-30A
samp_date	7/31/2008
lab_id	C8H010190015
qc_type	NM
units	UG/KG
Pct_Solids	43.0
DUP_OF:	

Parameter	Result	Val Qual	Qual Code
ACENAPHTHENE	270		
ACENAPHTHYLENE	180		
ANTHRACENE	420		
BENZO(A)ANTHRACENE	480		
BENZO(A)PYRENE	660		
BENZO(B)FLUORANTHENE	690		
BENZO(G,H,I)PERYLENE	640		
BENZO(K)FLUORANTHENE	350		
CHRYSENE	530		
DIBENZO(A,H)ANTHRACENE	220		
FLUORANTHENE	850		
FLUORENE	580		
INDENO(1,2,3-CD)PYRENE	560		
NAPHTHALENE	39	J	P
PHENANTHRENE	160		
PYRENE	560		

nsample	FMC-III-SED-30B
samp_date	7/31/2008
lab_id	C8H010190016
qc_type	NM
units	UG/KG
Pct_Solids	35.0
DUP_OF:	

Parameter	Result	Val Qual	Qual Code
ACENAPHTHENE	320		
ACENAPHTHYLENE	110	J	P
ANTHRACENE	450		
BENZO(A)ANTHRACENE	300		
BENZO(A)PYRENE	440		
BENZO(B)FLUORANTHENE	520		
BENZO(G,H,I)PERYLENE	500		
BENZO(K)FLUORANTHENE	190	U	
CHRYSENE	360		
DIBENZO(A,H)ANTHRACENE	210		
FLUORANTHENE	750		
FLUORENE	700		
INDENO(1,2,3-CD)PYRENE	450		
NAPHTHALENE	80	J	P
PHENANTHRENE	200		
PYRENE	440		

nsample	FMC-III-SED-30C
samp_date	7/31/2008
lab_id	C8H010190017
qc_type	NM
units	UG/KG
Pct_Solids	41.0
DUP_OF:	

Parameter	Result	Val Qual	Qual Code
ACENAPHTHENE	160	U	
ACENAPHTHYLENE	160	U	
ANTHRACENE	160	U	
BENZO(A)ANTHRACENE	160	U	
BENZO(A)PYRENE	160	U	
BENZO(B)FLUORANTHENE	160	U	
BENZO(G,H,I)PERYLENE	160	U	
BENZO(K)FLUORANTHENE	160	U	
CHRYSENE	160	U	
DIBENZO(A,H)ANTHRACENE	160	U	
FLUORANTHENE	160	U	
FLUORENE	160	U	
INDENO(1,2,3-CD)PYRENE	160	U	
NAPHTHALENE	160	U	
PHENANTHRENE	160	U	
PYRENE	160	U	

PROJ_NO: 01649

SDG: C8H010190 MEDIA: SOIL DATA FRACTION: PAH

nsample	FMC-III-SED-32A	nsample	FMC-III-SED-32B	nsample	FMC-III-SED-32C
samp_date	7/31/2008	samp_date	7/31/2008	samp_date	7/31/2008
lab_id	C8H010190018	lab_id	C8H010190019	lab_id	C8H010190020
qc_type	NM	qc_type	NM	qc_type	NM
units	UG/KG	units	UG/KG	units	UG/KG
Pct_Solids	27.0	Pct_Solids	30.0	Pct_Solids	36.0
DUP_OF:		DUP_OF:		DUP_OF:	

Parameter	Result	Val Qual	Qual Code
ACENAPHTHENE	410		
ACENAPHTHYLENE	190	J	P
ANTHRACENE	620		
BENZO(A)ANTHRACENE	410		
BENZO(A)PYRENE	700		
BENZO(B)FLUORANTHENE	870		
BENZO(G,H,I)PERYLENE	800		
BENZO(K)FLUORANTHENE	240	U	
CHRYSENE	480		
DIBENZO(A,H)ANTHRACENE	280		
FLUORANTHENE	980		
FLUORENE	900		
INDENO(1,2,3-CD)PYRENE	700		
NAPHTHALENE	74	J	P
PHENANTHRENE	230	J	P
PYRENE	660		

Parameter	Result	Val Qual	Qual Code
ACENAPHTHENE	400		
ACENAPHTHYLENE	220		
ANTHRACENE	630		
BENZO(A)ANTHRACENE	600		
BENZO(A)PYRENE	860		
BENZO(B)FLUORANTHENE	1100		
BENZO(G,H,I)PERYLENE	970		
BENZO(K)FLUORANTHENE	220	U	
CHRYSENE	750		
DIBENZO(A,H)ANTHRACENE	280		
FLUORANTHENE	1400		
FLUORENE	860		
INDENO(1,2,3-CD)PYRENE	810		
NAPHTHALENE	140	J	P
PHENANTHRENE	430		
PYRENE	1100		

Parameter	Result	Val Qual	Qual Code
ACENAPHTHENE	190	U	
ACENAPHTHYLENE	190	U	
ANTHRACENE	190	U	
BENZO(A)ANTHRACENE	190	U	
BENZO(A)PYRENE	190	U	
BENZO(B)FLUORANTHENE	190	U	
BENZO(G,H,I)PERYLENE	190	U	
BENZO(K)FLUORANTHENE	190	U	
CHRYSENE	190	U	
DIBENZO(A,H)ANTHRACENE	190	U	
FLUORANTHENE	190	U	
FLUORENE	190	U	
INDENO(1,2,3-CD)PYRENE	190	U	
NAPHTHALENE	190	U	
PHENANTHRENE	190	U	
PYRENE	190	U	

PROJ_NO: 01649

SDG: C8H010190 MEDIA: SOIL DATA FRACTION: PAH

nsample	FMC-III-SED-35A
samp_date	7/31/2008
lab_id	C8H010190021
qc_type	NM
units	UG/KG
Pct_Solids	32.0
DUP_OF:	

Parameter	Result	Val Qual	Qual Code
ACENAPHTHENE	110	U	
ACENAPHTHYLENE	59	J	P
ANTHRACENE	70	J	P
BENZO(A)ANTHRACENE	170		
BENZO(A)PYRENE	180		
BENZO(B)FLUORANTHENE	330		
BENZO(G,H,I)PERYLENE	190		
BENZO(K)FLUORANTHENE	110	U	
CHRYSENE	170		
DIBENZO(A,H)ANTHRACENE	110	U	
FLUORANTHENE	410		
FLUORENE	110	U	
INDENO(1,2,3-CD)PYRENE	170		
NAPHTHALENE	91	J	P
PHENANTHRENE	170		
PYRENE	330		

nsample	FMC-III-SED-35B
samp_date	7/31/2008
lab_id	C8H010190022
qc_type	NM
units	UG/KG
Pct_Solids	36.0
DUP_OF:	

Parameter	Result	Val Qual	Qual Code
ACENAPHTHENE	92	U	
ACENAPHTHYLENE	92	U	
ANTHRACENE	92	U	
BENZO(A)ANTHRACENE	92	U	
BENZO(A)PYRENE	180		
BENZO(B)FLUORANTHENE	50	J	P
BENZO(G,H,I)PERYLENE	92	U	
BENZO(K)FLUORANTHENE	92	U	
CHRYSENE	18	U	
DIBENZO(A,H)ANTHRACENE	92	U	
FLUORANTHENE	81	J	P
FLUORENE	22	U	
INDENO(1,2,3-CD)PYRENE	92	U	
NAPHTHALENE	22	U	
PHENANTHRENE	56	J	P
PYRENE	52	J	P

nsample	FMC-III-SED-35C
samp_date	7/31/2008
lab_id	C8H010190023
qc_type	NM
units	UG/KG
Pct_Solids	41.0
DUP_OF:	

Parameter	Result	Val Qual	Qual Code
ACENAPHTHENE	82	U	
ACENAPHTHYLENE	82	U	
ANTHRACENE	82	U	
BENZO(A)ANTHRACENE	82	U	
BENZO(A)PYRENE	95		
BENZO(B)FLUORANTHENE	51	J	P
BENZO(G,H,I)PERYLENE	82	U	
BENZO(K)FLUORANTHENE	82	U	
CHRYSENE	82	U	
DIBENZO(A,H)ANTHRACENE	82	U	
FLUORANTHENE	75	J	P
FLUORENE	82	U	
INDENO(1,2,3-CD)PYRENE	82	U	
NAPHTHALENE	44	J	P
PHENANTHRENE	69	J	P
PYRENE	53	J	P

PROJ_NO: 01649

SDG: C8H010190 MEDIA: SOIL DATA FRACTION: PAH

nsample	FMC-III-SED-9B
samp_date	7/31/2008
lab_id	C8H010190005
qc_type	NM
units	UG/KG
Pct_Solids	30.0
DUP_OF:	

Parameter	Result	Val Qual	Qual Code
ACENAPHTHENE	360		
ACENAPHTHYLENE	92	J	p
ANTHRACENE	510		
BENZO(A)ANTHRACENE	320		
BENZO(A)PYRENE	500		
BENZO(B)FLUORANTHENE	430		
BENZO(G,H,I)PERYLENE	560		
BENZO(K)FLUORANTHENE	210	J	P
CHRYSENE	350		
DIBENZO(A,H)ANTHRACENE	230		
FLUORANTHENE	740		
FLUORENE	800		
INDENO(1,2,3-CD)PYRENE	530		
NAPHTHALENE	220	U	
PHENANTHRENE	160	J	P
PYRENE	460		

nsample	FMC-III-SED-9C
samp_date	7/31/2008
lab_id	C8H010190006
qc_type	NM
units	UG/KG
Pct_Solids	34.0
DUP_OF:	

Parameter	Result	Val Qual	Qual Code
ACENAPHTHENE	360		
ACENAPHTHYLENE	120	J	P
ANTHRACENE	540		
BENZO(A)ANTHRACENE	520		
BENZO(A)PYRENE	690		
BENZO(B)FLUORANTHENE	650		
BENZO(G,H,I)PERYLENE	690		
BENZO(K)FLUORANTHENE	240		
CHRYSENE	550		
DIBENZO(A,H)ANTHRACENE	240		
FLUORANTHENE	1200		
FLUORENE	770		
INDENO(1,2,3-CD)PYRENE	600		
NAPHTHALENE	210		
PHENANTHRENE	440		
PYRENE	850		

PROJ_NO: 01649

SDG: C8H010190 MEDIA: WATER DATA FRACTION: PAH

nsample	FMC-III-SW-27
samp_date	7/31/2008
lab_id	C8H010190024
qc_type	NM
units	UG/L
Pct_Solids	
DUP_OF:	

Parameter	Result	Val Qual	Qual Code
ACENAPHTHENE	0.2	U	
ACENAPHTHYLENE	0.2	U	
ANTHRACENE	0.2	U	
BENZO(A)ANTHRACENE	0.2	U	
BENZO(A)PYRENE	0.2	U	
BENZO(B)FLUORANTHENE	0.2	U	
BENZO(G,H,I)PERYLENE	0.16	J	P
BENZO(K)FLUORANTHENE	0.2	U	
CHRYSENE	0.2	U	
DIBENZO(A,H)ANTHRACENE	0.17	J	P
FLUORANTHENE	0.12	J	P
FLUORENE	0.21		
INDENO(1,2,3-CD)PYRENE	0.12	J	P
NAPHTHALENE	0.2	U	
PHENANTHRENE	0.14	B	A
PYRENE	0.13	J	P

nsample	FMC-III-SW-28
samp_date	7/31/2008
lab_id	C8H010190027
qc_type	NM
units	UG/L
Pct_Solids	
DUP_OF:	

Parameter	Result	Val Qual	Qual Code
ACENAPHTHENE	0.2	U	
ACENAPHTHYLENE	0.2	U	
ANTHRACENE	0.2	U	
BENZO(A)ANTHRACENE	0.94		
BENZO(A)PYRENE	0.65		
BENZO(B)FLUORANTHENE	1.4		
BENZO(G,H,I)PERYLENE	0.83		
BENZO(K)FLUORANTHENE	0.73		
CHRYSENE	0.83		
DIBENZO(A,H)ANTHRACENE	0.96		
FLUORANTHENE	0.34		
FLUORENE	0.2	U	
INDENO(1,2,3-CD)PYRENE	1		
NAPHTHALENE	0.2	U	
PHENANTHRENE	0.15	B	A
PYRENE	0.35		

nsample	FMC-III-SW-30
samp_date	7/31/2008
lab_id	C8H010190026
qc_type	NM
units	UG/L
Pct_Solids	
DUP_OF:	

Parameter	Result	Val Qual	Qual Code
ACENAPHTHENE	0.12	J	P
ACENAPHTHYLENE	0.085	J	P
ANTHRACENE	0.26		
BENZO(A)ANTHRACENE	0.38		
BENZO(A)PYRENE	0.27		
BENZO(B)FLUORANTHENE	0.38		
BENZO(G,H,I)PERYLENE	0.46		
BENZO(K)FLUORANTHENE	0.42		
CHRYSENE	0.46		
DIBENZO(A,H)ANTHRACENE	0.48		
FLUORANTHENE	0.35		
FLUORENE	0.17	J	P
INDENO(1,2,3-CD)PYRENE	0.44		
NAPHTHALENE	0.079	J	P
PHENANTHRENE	0.35	B	A
PYRENE	0.32		

PROJ_NO: 01649

SDG: C8H010190 MEDIA: WATER DATA FRACTION: PAH

nsample	FMC-III-SW-32
samp_date	7/31/2008
lab_id	C8H010190025
qc_type	NM
units	UG/L
Pct_Solids	
DUP_OF:	

Parameter	Result	Val Qual	Qual Code
ACENAPHTHENE	0.19	U	
ACENAPHTHYLENE	0.19	U	
ANTHRACENE	0.13	J	P
BENZO(A)ANTHRACENE	0.24		
BENZO(A)PYRENE	0.17	J	P
BENZO(B)FLUORANTHENE	0.21		
BENZO(G,H,I)PERYLENE	0.16	J	P
BENZO(K)FLUORANTHENE	0.2		
CHRYSENE	0.23		
DIBENZO(A,H)ANTHRACENE	0.18	J	P
FLUORANTHENE	0.22		
FLUORENE	0.19		
INDENO(1,2,3-CD)PYRENE	0.18	J	P
NAPHTHALENE	0.19	U	
PHENANTHRENE	0.23	B	A
PYRENE	0.2		

PROJ_NO: 01649

SDG: C8H010190 MEDIA: SOIL DATA FRACTION: PEST/PCB

nsample	FMC-III-SED-10B
samp_date	7/31/2008
lab_id	C8H010190007
qc_type	NM
units	UG/KG
Pct_Solids	31.0
DUP_OF:	

Parameter	Result	Val Qual	Qual Code
AROCLOR-1016	54	U	
AROCLOR-1221	54	U	
AROCLOR-1232	54	U	
AROCLOR-1242	54	U	
AROCLOR-1248	54	U	
AROCLOR-1254	54	U	
AROCLOR-1260	180		

nsample	FMC-III-SED-10C
samp_date	7/31/2008
lab_id	C8H010190008
qc_type	NM
units	UG/KG
Pct_Solids	36.0
DUP_OF:	

Parameter	Result	Val Qual	Qual Code
AROCLOR-1016	46	U	
AROCLOR-1221	46	U	
AROCLOR-1232	46	U	
AROCLOR-1242	46	U	
AROCLOR-1248	46	U	
AROCLOR-1254	46	U	
AROCLOR-1260	150		

nsample	FMC-III-SED-12B
samp_date	7/30/2008
lab_id	C8H010190001
qc_type	NM
units	UG/KG
Pct_Solids	33.0
DUP_OF:	

Parameter	Result	Val Qual	Qual Code
AROCLOR-1016	51	U	
AROCLOR-1221	51	U	
AROCLOR-1232	51	U	
AROCLOR-1242	51	U	
AROCLOR-1248	51	U	
AROCLOR-1254	51	U	
AROCLOR-1260	130		

PROJ_NO: 01649

SDG: C8H010190 MEDIA: SOIL DATA FRACTION: PEST/PCB

nsample	FMC-III-SED-12C
samp_date	7/30/2008
lab_id	C8H010190002
qc_type	NM
units	UG/KG
Pct_Solids	37.0
DUP_OF:	

Parameter	Result	Val Qual	Qual Code
AROCLOR-1016	44	U	
AROCLOR-1221	44	U	
AROCLOR-1232	44	U	
AROCLOR-1242	44	U	
AROCLOR-1248	44	U	
AROCLOR-1254	44	U	
AROCLOR-1260	78		

nsample	FMC-III-SED-13B
samp_date	7/30/2008
lab_id	C8H010190003
qc_type	NM
units	UG/KG
Pct_Solids	32.0
DUP_OF:	

Parameter	Result	Val Qual	Qual Code
AROCLOR-1016	53	U	
AROCLOR-1221	53	U	
AROCLOR-1232	53	U	
AROCLOR-1242	53	U	
AROCLOR-1248	53	U	
AROCLOR-1254	53	U	
AROCLOR-1260	110		

nsample	FMC-III-SED-13C
samp_date	7/30/2008
lab_id	C8H010190004
qc_type	NM
units	UG/KG
Pct_Solids	36.0
DUP_OF:	

Parameter	Result	Val Qual	Qual Code
AROCLOR-1016	46	U	
AROCLOR-1221	46	U	
AROCLOR-1232	46	U	
AROCLOR-1242	46	U	
AROCLOR-1248	46	U	
AROCLOR-1254	46	U	
AROCLOR-1260	200		

PROJ_NO: 01649

SDG: C8H010190 MEDIA: SOIL DATA FRACTION: PEST/PCB

nsample	FMC-III-SED-27A	nsample	FMC-III-SED-27B	nsample	FMC-III-SED-27C
samp_date	7/31/2008	samp_date	7/31/2008	samp_date	7/31/2008
lab_id	C8H010190009	lab_id	C8H010190010	lab_id	C8H010190011
qc_type	NM	qc_type	NM	qc_type	NM
units	UG/KG	units	UG/KG	units	UG/KG
Pct_Solids	49.0	Pct_Solids	63.0	Pct_Solids	57.0
DUP_OF:		DUP_OF:		DUP_OF:	

Parameter	Result	Val Qual	Qual Code
AROCLOR-1016	34	U	
AROCLOR-1221	34	U	
AROCLOR-1232	34	U	
AROCLOR-1242	34	U	
AROCLOR-1248	34	U	
AROCLOR-1254	900		
AROCLOR-1260	570		

Parameter	Result	Val Qual	Qual Code
AROCLOR-1016	40		
AROCLOR-1221	26	U	
AROCLOR-1232	26	U	
AROCLOR-1242	26	U	
AROCLOR-1248	26	U	
AROCLOR-1254	630		
AROCLOR-1260	370		

Parameter	Result	Val Qual	Qual Code
AROCLOR-1016	29	U	
AROCLOR-1221	29	U	
AROCLOR-1232	29	U	
AROCLOR-1242	29	U	
AROCLOR-1248	29	U	
AROCLOR-1254	1700		
AROCLOR-1260	970		

PROJ_NO: 01649

SDG: C8H010190 MEDIA: SOIL DATA FRACTION: PEST/PCB

nsample	FMC-III-SED-28A
samp_date	7/31/2008
lab_id	C8H010190012
qc_type	NM
units	UG/KG
Pct_Solids	39.0
DUP_OF:	

Parameter	Result	Val Qual	Qual Code
AROCLOR-1016	43	U	
AROCLOR-1221	43	U	
AROCLOR-1232	43	U	
AROCLOR-1242	43	U	
AROCLOR-1248	43	U	
AROCLOR-1254	43	U	
AROCLOR-1260	180		

nsample	FMC-III-SED-28B
samp_date	7/31/2008
lab_id	C8H010190013
qc_type	NM
units	UG/KG
Pct_Solids	46.0
DUP_OF:	

Parameter	Result	Val Qual	Qual Code
AROCLOR-1016	36	U	
AROCLOR-1221	36	U	
AROCLOR-1232	36	U	
AROCLOR-1242	36	U	
AROCLOR-1248	36	U	
AROCLOR-1254	140		
AROCLOR-1260	78		

nsample	FMC-III-SED-28C
samp_date	7/31/2008
lab_id	C8H010190014
qc_type	NM
units	UG/KG
Pct_Solids	49.0
DUP_OF:	

Parameter	Result	Val Qual	Qual Code
AROCLOR-1016	34	U	
AROCLOR-1221	34	U	
AROCLOR-1232	34	U	
AROCLOR-1242	34	U	
AROCLOR-1248	34	U	
AROCLOR-1254	34	U	
AROCLOR-1260	160		

PROJ_NO: 01649

SDG: C8H010190 MEDIA: SOIL DATA FRACTION: PEST/PCB

nsample	FMC-III-SED-30A	nsample	FMC-III-SED-30B	nsample	FMC-III-SED-30C
samp_date	7/31/2008	samp_date	7/31/2008	samp_date	7/31/2008
lab_id	C8H010190015	lab_id	C8H010190016	lab_id	C8H010190017
qc_type	NM	qc_type	NM	qc_type	NM
units	UG/KG	units	UG/KG	units	UG/KG
Pct_Solids	43.0	Pct_Solids	35.0	Pct_Solids	41.0
DUP_OF:		DUP_OF:		DUP_OF:	

Parameter	Result	Val Qual	Qual Code
AROCLOR-1016	39	U	
AROCLOR-1221	39	U	
AROCLOR-1232	39	U	
AROCLOR-1242	39	U	
AROCLOR-1248	39	U	
AROCLOR-1254	39	U	
AROCLOR-1260	130		

Parameter	Result	Val Qual	Qual Code
AROCLOR-1016	47	U	
AROCLOR-1221	47	U	
AROCLOR-1232	47	U	
AROCLOR-1242	47	U	
AROCLOR-1248	47	U	
AROCLOR-1254	47	U	
AROCLOR-1260	150		

Parameter	Result	Val Qual	Qual Code
AROCLOR-1016	41	U	
AROCLOR-1221	41	U	
AROCLOR-1232	41	U	
AROCLOR-1242	41	U	
AROCLOR-1248	41	U	
AROCLOR-1254	41	U	
AROCLOR-1260	41	U	

PROJ_NO: 01649

SDG: C8H010190 MEDIA: SOIL DATA FRACTION: PEST/PCB

nsample	FMC-III-SED-32A	nsample	FMC-III-SED-32B	nsample	FMC-III-SED-32C
samp_date	7/31/2008	samp_date	7/31/2008	samp_date	7/31/2008
lab_id	C8H010190018	lab_id	C8H010190019	lab_id	C8H010190020
qc_type	NM	qc_type	NM	qc_type	NM
units	UG/KG	units	UG/KG	units	UG/KG
Pct_Solids	27.0	Pct_Solids	30.0	Pct_Solids	36.0
DUP_OF:		DUP_OF:		DUP_OF:	

Parameter	Result	Val Qual	Qual Code
AROCLOR-1016	61	U	
AROCLOR-1221	61	U	
AROCLOR-1232	61	U	
AROCLOR-1242	61	U	
AROCLOR-1248	61	U	
AROCLOR-1254	260		
AROCLOR-1260	130		

Parameter	Result	Val Qual	Qual Code
AROCLOR-1016	56	U	
AROCLOR-1221	56	U	
AROCLOR-1232	56	U	
AROCLOR-1242	56	U	
AROCLOR-1248	56	U	
AROCLOR-1254	56	U	
AROCLOR-1260	490		

Parameter	Result	Val Qual	Qual Code
AROCLOR-1016	47	U	
AROCLOR-1221	47	U	
AROCLOR-1232	47	U	
AROCLOR-1242	47	U	
AROCLOR-1248	47	U	
AROCLOR-1254	47	U	
AROCLOR-1260	47	U	

PROJ_NO: 01649

SDG: C8H010190 MEDIA: SOIL DATA FRACTION: PEST/PCB

nsample	FMC-III-SED-35A	nsample	FMC-III-SED-35B	nsample	FMC-III-SED-35C
samp_date	7/31/2008	samp_date	7/31/2008	samp_date	7/31/2008
lab_id	C8H010190021	lab_id	C8H010190022	lab_id	C8H010190023
qc_type	NM	qc_type	NM	qc_type	NM
units	UG/KG	units	UG/KG	units	UG/KG
Pct_Solids	32.0	Pct_Solids	36.0	Pct_Solids	41.0
DUP_OF:		DUP_OF:		DUP_OF:	

Parameter	Result	Val Qual	Qual Code
AROCLOR-1016	53	U	
AROCLOR-1221	53	U	
AROCLOR-1232	53	U	
AROCLOR-1242	53	U	
AROCLOR-1248	53	U	
AROCLOR-1254	84		
AROCLOR-1260	53	U	

Parameter	Result	Val Qual	Qual Code
AROCLOR-1016	46	U	
AROCLOR-1221	46	U	
AROCLOR-1232	46	U	
AROCLOR-1242	46	U	
AROCLOR-1248	46	U	
AROCLOR-1254	21	J	P
AROCLOR-1260	46	U	

Parameter	Result	Val Qual	Qual Code
AROCLOR-1016	41	U	
AROCLOR-1221	41	U	
AROCLOR-1232	41	U	
AROCLOR-1242	41	U	
AROCLOR-1248	41	U	
AROCLOR-1254	41	U	
AROCLOR-1260	41	U	

PROJ_NO: 01649

SDG: C8H010190 MEDIA: SOIL DATA FRACTION: PEST/PCB

nsample	FMC-III-SED-9B
samp_date	7/31/2008
lab_id	C8H010190005
qc_type	NM
units	UG/KG
Pct_Solids	30.0
DUP_OF:	

Parameter	Result	Val Qual	Qual Code
AROCLOR-1016	54	U	
AROCLOR-1221	54	U	
AROCLOR-1232	54	U	
AROCLOR-1242	54	U	
AROCLOR-1248	54	U	
AROCLOR-1254	54	U	
AROCLOR-1260	120		

nsample	FMC-III-SED-9C
samp_date	7/31/2008
lab_id	C8H010190006
qc_type	NM
units	UG/KG
Pct_Solids	34.0
DUP_OF:	

Parameter	Result	Val Qual	Qual Code
AROCLOR-1016	48	U	
AROCLOR-1221	48	U	
AROCLOR-1232	48	U	
AROCLOR-1242	48	U	
AROCLOR-1248	48	U	
AROCLOR-1254	48	U	
AROCLOR-1260	160		

PROJ_NO: 01649

SDG: C8H010190 MEDIA: WATER DATA FRACTION: PEST/PCB

nsample	FMC-III-SW-27	nsample	FMC-III-SW-28	nsample	FMC-III-SW-30
samp_date	7/31/2008	samp_date	7/31/2008	samp_date	7/31/2008
lab_id	C8H010190024	lab_id	C8H010190027	lab_id	C8H010190026
qc_type	NM	qc_type	NM	qc_type	NM
units	UG/L	units	UG/L	units	UG/L
Pct_Solids		Pct_Solids		Pct_Solids	
DUP_OF:		DUP_OF:		DUP_OF:	

Parameter	Result	Val Qual	Qual Code
AROCLOR-1016	0.39	U	
AROCLOR-1221	0.39	U	
AROCLOR-1232	0.39	U	
AROCLOR-1242	0.39	U	
AROCLOR-1248	0.39	U	
AROCLOR-1254	0.39	U	
AROCLOR-1260	0.39	U	

Parameter	Result	Val Qual	Qual Code
AROCLOR-1016	0.39	U	
AROCLOR-1221	0.39	U	
AROCLOR-1232	0.39	U	
AROCLOR-1242	0.39	U	
AROCLOR-1248	0.39	U	
AROCLOR-1254	0.39	U	
AROCLOR-1260	0.39	U	

Parameter	Result	Val Qual	Qual Code
AROCLOR-1016	0.38	U	
AROCLOR-1221	0.38	U	
AROCLOR-1232	0.38	U	
AROCLOR-1242	0.38	U	
AROCLOR-1248	0.38	U	
AROCLOR-1254	0.38	U	
AROCLOR-1260	0.38	U	

PROJ_NO: 01649

SDG: C8H010190 MEDIA: WATER DATA FRACTION: PEST/PCB

nsample	FMC-III-SW-32
samp_date	7/31/2008
lab_id	C8H010190025
qc_type	NM
units	UG/L
Pct_Solids	
DUP_OF:	

Parameter	Result	Val Qual	Qual Code
AROCLOR-1016	0.38	U	
AROCLOR-1221	0.38	U	
AROCLOR-1232	0.38	U	
AROCLOR-1242	0.38	U	
AROCLOR-1248	0.38	U	
AROCLOR-1254	0.38	U	
AROCLOR-1260	0.38	U	

APPENDIX B
RESULTS AS REPORTED BY THE LABORATORY

Tetra Tech NUS, Inc

Client Sample ID: FMC-III-SED-10B

GC/MS Volatiles

Lot-Sample #...:	C8H010190-007	**Work Order #...:**	KTHHE1AE	**Matrix.....:**	SOLID
Date Sampled...:	07/31/08	**Date Received..:**	08/01/08	**MS Run #.....:**	8219016
Prep Date.....:	08/06/08	**Analysis Date..:**	08/06/08		
Prep Batch #...:	8219033	**Analysis Time..:**	10:33		
Dilution Factor:	1	**Initial Wgt/Vol:**	5 g	**Final Wgt/Vol..:**	5 mL
% Moisture.....:	69	**Analyst ID.....:**	010099	**Instrument ID..:**	HP3
		Method.....:	SW846 8260B		

PARAMETER	RESULT	REPORTING LIMIT	UNITS	MDL
Acetone	**19 J**	**65**	**ug/kg**	**16**
Benzene	ND	16	ug/kg	2.2
Bromodichloromethane	ND	16	ug/kg	1.8
Bromoform	ND	16	ug/kg	1.4
Bromomethane	ND	16	ug/kg	2.4
2-Butanone	ND	16	ug/kg	2.8
Carbon disulfide	ND	16	ug/kg	1.7
Carbon tetrachloride	ND	16	ug/kg	1.4
Chlorobenzene	ND	16	ug/kg	2.4
Chloroethane	ND	16	ug/kg	5.0
Chloroform	ND	16	ug/kg	1.9
Chloromethane	ND	16	ug/kg	2.8
Cyclohexane	ND	16	ug/kg	1.2
Dibromochloromethane	ND	16	ug/kg	2.3
1,2-Dibromo-3-chloro-propane	ND	16	ug/kg	2.4
1,2-Dibromoethane	ND	16	ug/kg	2.8
1,3-Dichlorobenzene	ND	16	ug/kg	2.1
1,4-Dichlorobenzene	ND	16	ug/kg	2.1
1,2-Dichlorobenzene	ND	16	ug/kg	2.6
Dichlorodifluoromethane	ND	16	ug/kg	2.2
1,1-Dichloroethane	ND	16	ug/kg	1.9
1,2-Dichloroethane	ND	16	ug/kg	2.0
1,1-Dichloroethene	ND	16	ug/kg	2.7
cis-1,2-Dichloroethene	ND	16	ug/kg	2.3
trans-1,2-Dichloroethene	ND	16	ug/kg	1.9
1,2-Dichloropropane	ND	16	ug/kg	1.8
cis-1,3-Dichloropropene	ND	16	ug/kg	2.2
trans-1,3-Dichloropropene	ND	16	ug/kg	1.9
Ethylbenzene	ND	16	ug/kg	2.1
2-Hexanone	ND	16	ug/kg	2.2
Isopropylbenzene	ND	16	ug/kg	2.2
Methyl acetate	ND	16	ug/kg	2.9
Methylene chloride	ND	16	ug/kg	2.2
Methylcyclohexane	ND	16	ug/kg	2.3
4-Methyl-2-pentanone	ND	16	ug/kg	2.1
Methyl tert-butyl ether	ND	16	ug/kg	2.4

(Continued on next page)

Tetra Tech NUS, Inc

Client Sample ID: FMC-III-SED-10B

GC/MS Volatiles

Lot-Sample #...: C8H010190-007 **Work Order #...:** KTHHE1AE **Matrix.....:** SOLID

PARAMETER	RESULT	REPORTING LIMIT	UNITS	MDL
Styrene	ND	16	ug/kg	1.7
1,1,2,2-Tetrachloroethane	ND	16	ug/kg	2.3
1,2,4-Trichloro-benzene	ND	16	ug/kg	2.8
Tetrachloroethene	ND	16	ug/kg	2.2
1,1,1-Trichloroethane	ND	16	ug/kg	1.6
1,1,2-Trichloroethane	ND	16	ug/kg	2.7
Trichloroethene	ND	16	ug/kg	2.1
Trichlorofluoromethane	ND	16	ug/kg	3.0
1,1,2-Trichloro-1,2,2-trifluoroethane	ND	16	ug/kg	3.4
Toluene	ND	16	ug/kg	2.4
Vinyl chloride	ND	16	ug/kg	1.5
Xylenes (total)	ND	48	ug/kg	7.2

SURROGATE	PERCENT RECOVERY	RECOVERY LIMITS
1,2-Dichloroethane-d4	107	(52 - 124)
Toluene-d8	94	(72 - 127)
4-Bromofluorobenzene	94	(63 - 120)
Dibromofluoromethane	98	(68 - 121)

NOTE(S):

Results and reporting limits have been adjusted for dry weight.

J Estimated result. Result is less than RL.

Tetra Tech NUS, Inc

Client Sample ID: FMC-III-SED-10C

GC/MS Volatiles

Lot-Sample #...:	C8H010190-008	**Work Order #...:**	KTHHG1AE	**Matrix.....:**	SOLID
Date Sampled...:	07/31/08	**Date Received..:**	08/01/08	**MS Run #.....:**	8219016
Prep Date.....:	08/06/08	**Analysis Date..:**	08/06/08		
Prep Batch #...:	8219033	**Analysis Time..:**	10:58		
Dilution Factor:	1	**Initial Wgt/Vol:**	5 g	**Final Wgt/Vol..:**	5 mL
% Moisture.....:	64	**Analyst ID.....:**	10099	**Instrument ID..:**	HP3
		Method.....:	SW846 8260B		

PARAMETER	RESULT	REPORTING LIMIT	UNITS	MDL
Acetone	ND	55	ug/kg	14
Benzene	ND	14	ug/kg	1.9
Bromodichloromethane	ND	14	ug/kg	1.5
Bromoform	ND	14	ug/kg	1.2
Bromomethane	ND	14	ug/kg	2.0
2-Butanone	ND	14	ug/kg	2.4
Carbon disulfide	ND	14	ug/kg	1.4
Carbon tetrachloride	ND	14	ug/kg	1.2
Chlorobenzene	ND	14	ug/kg	2.1
Chloroethane	ND	14	ug/kg	4.3
Chloroform	ND	14	ug/kg	1.6
Chloromethane	ND	14	ug/kg	2.3
Cyclohexane	ND	14	ug/kg	1.0
Dibromochloromethane	ND	14	ug/kg	2.0
1,2-Dibromo-3-chloro-propane	ND	14	ug/kg	2.1
1,2-Dibromoethane	ND	14	ug/kg	2.4
1,3-Dichlorobenzene	ND	14	ug/kg	1.8
1,4-Dichlorobenzene	ND	14	ug/kg	1.8
1,2-Dichlorobenzene	ND	14	ug/kg	2.2
Dichlorodifluoromethane	ND	14	ug/kg	1.8
1,1-Dichloroethane	ND	14	ug/kg	1.6
1,2-Dichloroethane	ND	14	ug/kg	1.7
1,1-Dichloroethene	ND	14	ug/kg	2.3
cis-1,2-Dichloroethene	ND	14	ug/kg	1.9
trans-1,2-Dichloroethene	ND	14	ug/kg	1.6
1,2-Dichloropropane	ND	14	ug/kg	1.5
cis-1,3-Dichloropropene	ND	14	ug/kg	1.9
trans-1,3-Dichloropropene	ND	14	ug/kg	1.6
Ethylbenzene	ND	14	ug/kg	1.8
2-Hexanone	ND	14	ug/kg	1.9
Isopropylbenzene	ND	14	ug/kg	1.9
Methyl acetate	ND	14	ug/kg	2.5
Methylene chloride	ND	14	ug/kg	1.9
Methylcyclohexane	ND	14	ug/kg	2.0
4-Methyl-2-pentanone	ND	14	ug/kg	1.8
Methyl tert-butyl ether	ND	14	ug/kg	2.1

(Continued on next page)

Tetra Tech NUS, Inc

Client Sample ID: FMC-III-SED-10C

GC/MS Volatiles

Lot-Sample #...: C8H010190-008 **Work Order #...:** KTHHG1AE **Matrix.....:** SOLID

PARAMETER	RESULT	REPORTING LIMIT	UNITS	MDL
Styrene	ND	14	ug/kg	1.5
1,1,2,2-Tetrachloroethane	ND	14	ug/kg	2.0
1,2,4-Trichloro-benzene	ND	14	ug/kg	2.4
Tetrachloroethene	ND	14	ug/kg	1.9
1,1,1-Trichloroethane	ND	14	ug/kg	1.3
1,1,2-Trichloroethane	ND	14	ug/kg	2.3
Trichloroethene	ND	14	ug/kg	1.8
Trichlorofluoromethane	ND	14	ug/kg	2.5
1,1,2-Trichloro-1,2,2-trifluoroethane	ND	14	ug/kg	2.9
Toluene	ND	14	ug/kg	2.0
Vinyl chloride	ND	14	ug/kg	1.3
Xylenes (total)	ND	41	ug/kg	6.2

SURROGATE	PERCENT RECOVERY	RECOVERY LIMITS
1,2-Dichloroethane-d4	103	(52 - 124)
Toluene-d8	96	(72 - 127)
4-Bromofluorobenzene	93	(63 - 120)
Dibromofluoromethane	95	(68 - 121)

NOTE(S):

Results and reporting limits have been adjusted for dry weight.

Tetra Tech NUS, Inc

Client Sample ID: FMC-III-SED-12B

GC/MS Volatiles

Lot-Sample #...:	C8H010190-001	**Work Order #...:**	KTHG21AE	**Matrix.....:**	SOLID
Date Sampled...:	07/30/08	**Date Received..:**	08/01/08	**MS Run #.....:**	8219016
Prep Date.....:	08/06/08	**Analysis Date..:**	08/06/08		
Prep Batch #...:	8219033	**Analysis Time..:**	06:26		
Dilution Factor:	1	**Initial Wgt/Vol:**	5 g	**Final Wgt/Vol..:**	5 mL
% Moisture.....:	67	**Analyst ID.....:**	010099	**Instrument ID..:**	HP3
		Method.....:	SW846 8260B		

PARAMETER	RESULT	REPORTING LIMIT	UNITS	MDL
Acetone	ND	61	ug/kg	15
Benzene	ND	15	ug/kg	2.1
Bromodichloromethane	ND	15	ug/kg	1.7
Bromoform	ND	15	ug/kg	1.4
Bromomethane	ND	15	ug/kg	2.3
2-Butanone	ND	15	ug/kg	2.7
Carbon disulfide	ND	15	ug/kg	1.6
Carbon tetrachloride	ND	15	ug/kg	1.4
Chlorobenzene	ND	15	ug/kg	2.3
Chloroethane	ND	15	ug/kg	4.8
Chloroform	ND	15	ug/kg	1.8
Chloromethane	ND	15	ug/kg	2.6
Cyclohexane	ND	15	ug/kg	1.1
Dibromochloromethane	ND	15	ug/kg	2.2
1,2-Dibromo-3-chloro-propane	ND	15	ug/kg	2.3
1,2-Dibromoethane	ND	15	ug/kg	2.7
1,3-Dichlorobenzene	ND	15	ug/kg	2.0
1,4-Dichlorobenzene	ND	15	ug/kg	2.0
1,2-Dichlorobenzene	ND	15	ug/kg	2.5
Dichlorodifluoromethane	ND	15	ug/kg	2.0
1,1-Dichloroethane	ND	15	ug/kg	1.8
1,2-Dichloroethane	ND	15	ug/kg	1.9
1,1-Dichloroethene	ND	15	ug/kg	2.6
cis-1,2-Dichloroethene	ND	15	ug/kg	2.2
trans-1,2-Dichloroethene	ND	15	ug/kg	1.8
1,2-Dichloropropane	ND	15	ug/kg	1.7
cis-1,3-Dichloropropene	ND	15	ug/kg	2.1
trans-1,3-Dichloropropene	ND	15	ug/kg	1.8
Ethylbenzene	ND	15	ug/kg	2.0
2-Hexanone	ND	15	ug/kg	2.1
Isopropylbenzene	ND	15	ug/kg	2.1
Methyl acetate	ND	15	ug/kg	2.8
Methylene chloride	ND	15	ug/kg	2.1
Methylcyclohexane	ND	15	ug/kg	2.2
4-Methyl-2-pentanone	ND	15	ug/kg	2.0
Methyl tert-butyl ether	ND	15	ug/kg	2.3

(Continued on next page)

Tetra Tech NUS, Inc

Client Sample ID: FMC-III-SED-12B

GC/MS Volatiles

Lot-Sample #...: C8H010190-001 **Work Order #...:** KTHG21AE **Matrix.....:** SOLID

PARAMETER	RESULT	REPORTING LIMIT	UNITS	MDL
Styrene	ND	15	ug/kg	1.6
1,1,2,2-Tetrachloroethane	ND	15	ug/kg	2.2
1,2,4-Trichloro-benzene	ND	15	ug/kg	2.7
Tetrachloroethene	ND	15	ug/kg	2.1
1,1,1-Trichloroethane	ND	15	ug/kg	1.5
1,1,2-Trichloroethane	ND	15	ug/kg	2.6
Trichloroethene	ND	15	ug/kg	2.0
Trichlorofluoromethane	ND	15	ug/kg	2.8
1,1,2-Trichloro-1,2,2-trifluoroethane	ND	15	ug/kg	3.3
Toluene	ND	15	ug/kg	2.2
Vinyl chloride	ND	15	ug/kg	1.4
Xylenes (total)	ND	46	ug/kg	6.9

SURROGATE	PERCENT RECOVERY	RECOVERY LIMITS
1,2-Dichloroethane-d4	91	(52 - 124)
Toluene-d8	90	(72 - 127)
4-Bromofluorobenzene	85	(63 - 120)
Dibromofluoromethane	91	(68 - 121)

NOTE(S):

Results and reporting limits have been adjusted for dry weight.

Tetra Tech NUS, Inc

Client Sample ID: FMC-III-SED-12C

GC/MS Volatiles

Lot-Sample #...:	C8H010190-002	**Work Order #...:**	KTHG41AE	**Matrix.....:**	SOLID
Date Sampled...:	07/30/08	**Date Received..:**	08/01/08	**MS Run #.....:**	8219016
Prep Date.....:	08/06/08	**Analysis Date..:**	08/06/08		
Prep Batch #...:	8219033	**Analysis Time..:**	08:30		
Dilution Factor:	1	**Initial Wgt/Vol:**	5 g	**Final Wgt/Vol..:**	5 mL
% Moisture.....:	63	**Analyst ID.....:**	010099	**Instrument ID..:**	HP3
		Method.....:	SW846 8260B		

PARAMETER	RESULT	REPORTING LIMIT	UNITS	MDL
Acetone	**19 J**	**54**	**ug/kg**	**13**
Benzene	ND	13	ug/kg	1.8
Bromodichloromethane	ND	13	ug/kg	1.5
Bromoform	ND	13	ug/kg	1.2
Bromomethane	ND	13	ug/kg	2.0
2-Butanone	ND	13	ug/kg	2.4
Carbon disulfide	ND	13	ug/kg	1.4
Carbon tetrachloride	ND	13	ug/kg	1.2
Chlorobenzene	ND	13	ug/kg	2.0
Chloroethane	ND	13	ug/kg	4.2
Chloroform	ND	13	ug/kg	1.6
Chloromethane	ND	13	ug/kg	2.3
Cyclohexane	ND	13	ug/kg	1.0
Dibromochloromethane	ND	13	ug/kg	1.9
1,2-Dibromo-3-chloro-propane	ND	13	ug/kg	2.0
1,2-Dibromoethane	ND	13	ug/kg	2.3
1,3-Dichlorobenzene	ND	13	ug/kg	1.8
1,4-Dichlorobenzene	ND	13	ug/kg	1.7
1,2-Dichlorobenzene	ND	13	ug/kg	2.1
Dichlorodifluoromethane	ND	13	ug/kg	1.8
1,1-Dichloroethane	ND	13	ug/kg	1.5
1,2-Dichloroethane	ND	13	ug/kg	1.7
1,1-Dichloroethene	ND	13	ug/kg	2.3
cis-1,2-Dichloroethene	ND	13	ug/kg	1.9
trans-1,2-Dichloroethene	ND	13	ug/kg	1.6
1,2-Dichloropropane	ND	13	ug/kg	1.5
cis-1,3-Dichloropropene	ND	13	ug/kg	1.8
trans-1,3-Dichloropropene	ND	13	ug/kg	1.6
Ethylbenzene	ND	13	ug/kg	1.7
2-Hexanone	ND	13	ug/kg	1.9
Isopropylbenzene	ND	13	ug/kg	1.8
Methyl acetate	ND	13	ug/kg	2.4
Methylene chloride	ND	13	ug/kg	1.8
Methylcyclohexane	ND	13	ug/kg	2.0
4-Methyl-2-pentanone	ND	13	ug/kg	1.8
Methyl tert-butyl ether	ND	13	ug/kg	2.0

(Continued on next page)

Tetra Tech NUS, Inc

Client Sample ID: FMC-III-SED-12C

GC/MS Volatiles

Lot-Sample #...: C8H010190-002 Work Order #...: KTHG41AE Matrix.....: SOLID

PARAMETER	RESULT	REPORTING LIMIT	UNITS	MDL
Styrene	ND	13	ug/kg	1.4
1,1,2,2-Tetrachloroethane	ND	13	ug/kg	1.9
1,2,4-Trichloro-benzene	ND	13	ug/kg	2.4
Tetrachloroethene	ND	13	ug/kg	1.8
1,1,1-Trichloroethane	ND	13	ug/kg	1.3
1,1,2-Trichloroethane	ND	13	ug/kg	2.2
Trichloroethene	ND	13	ug/kg	1.8
Trichlorofluoromethane	ND	13	ug/kg	2.5
1,1,2-Trichloro-1,2,2-trifluoroethane	ND	13	ug/kg	2.9
Toluene	ND	13	ug/kg	2.0
Vinyl chloride	ND	13	ug/kg	1.3
Xylenes (total)	ND	40	ug/kg	6.0

SURROGATE	PERCENT RECOVERY	RECOVERY LIMITS
1,2-Dichloroethane-d4	102	(52 - 124)
Toluene-d8	94	(72 - 127)
4-Bromofluorobenzene	90	(63 - 120)
Dibromofluoromethane	96	(68 - 121)

NOTE(S):

Results and reporting limits have been adjusted for dry weight.

J Estimated result. Result is less than RL.

Tetra Tech NUS, Inc

Client Sample ID: FMC-III-SED-13B

GC/MS Volatiles

Lot-Sample #...:	C8H010190-003	**Work Order #...:**	KTHG51AE	**Matrix.....:**	SOLID
Date Sampled...:	07/30/08	**Date Received..:**	08/01/08	**MS Run #.....:**	8219016
Prep Date.....:	08/06/08	**Analysis Date..:**	08/06/08		
Prep Batch #...:	8219033	**Analysis Time..:**	08:55		
Dilution Factor:	1	**Initial Wgt/Vol:**	5 g	**Final Wgt/Vol..:**	5 mL
% Moisture.....:	68	**Analyst ID.....:**	010099	**Instrument ID..:**	HP3
		Method.....:	SW846 8260B		

PARAMETER	RESULT	REPORTING LIMIT	UNITS	MDL
Acetone	**21 J**	**63**	**ug/kg**	**16**
Benzene	ND	16	ug/kg	2.1
Bromodichloromethane	ND	16	ug/kg	1.8
Bromoform	ND	16	ug/kg	1.4
Bromomethane	ND	16	ug/kg	2.3
2-Butanone	ND	16	ug/kg	2.8
Carbon disulfide	ND	16	ug/kg	1.6
Carbon tetrachloride	ND	16	ug/kg	1.4
Chlorobenzene	ND	16	ug/kg	2.4
Chloroethane	ND	16	ug/kg	4.9
Chloroform	ND	16	ug/kg	1.9
Chloromethane	ND	16	ug/kg	2.7
Cyclohexane	ND	16	ug/kg	1.2
Dibromochloromethane	ND	16	ug/kg	2.3
1,2-Dibromo-3-chloro-propane	ND	16	ug/kg	2.4
1,2-Dibromoethane	ND	16	ug/kg	2.7
1,3-Dichlorobenzene	ND	16	ug/kg	2.1
1,4-Dichlorobenzene	ND	16	ug/kg	2.0
1,2-Dichlorobenzene	ND	16	ug/kg	2.5
Dichlorodifluoromethane	ND	16	ug/kg	2.1
1,1-Dichloroethane	ND	16	ug/kg	1.8
1,2-Dichloroethane	ND	16	ug/kg	1.9
1,1-Dichloroethene	ND	16	ug/kg	2.7
cis-1,2-Dichloroethene	ND	16	ug/kg	2.2
trans-1,2-Dichloroethene	ND	16	ug/kg	1.9
1,2-Dichloropropane	ND	16	ug/kg	1.7
cis-1,3-Dichloropropene	ND	16	ug/kg	2.2
trans-1,3-Dichloropropene	ND	16	ug/kg	1.9
Ethylbenzene	ND	16	ug/kg	2.0
2-Hexanone	ND	16	ug/kg	2.2
Isopropylbenzene	ND	16	ug/kg	2.2
Methyl acetate	ND	16	ug/kg	2.9
Methylene chloride	ND	16	ug/kg	2.1
Methylcyclohexane	ND	16	ug/kg	2.3
4-Methyl-2-pentanone	ND	16	ug/kg	2.1
Methyl tert-butyl ether	ND	16	ug/kg	2.4

(Continued on next page)

Tetra Tech NUS, Inc

Client Sample ID: FMC-III-SED-13B

GC/MS Volatiles

Lot-Sample #...: C8H010190-003 **Work Order #...:** KTHG51AE **Matrix.....:** SOLID

PARAMETER	RESULT	REPORTING LIMIT	UNITS	MDL
Styrene	ND	16	ug/kg	1.7
1,1,2,2-Tetrachloroethane	ND	16	ug/kg	2.3
1,2,4-Trichloro-benzene	ND	16	ug/kg	2.8
Tetrachloroethene	ND	16	ug/kg	2.2
1,1,1-Trichloroethane	ND	16	ug/kg	1.5
1,1,2-Trichloroethane	ND	16	ug/kg	2.6
Trichloroethene	ND	16	ug/kg	2.1
Trichlorofluoromethane	ND	16	ug/kg	2.9
1,1,2-Trichloro-1,2,2-trifluoroethane	ND	16	ug/kg	3.4
Toluene	ND	16	ug/kg	2.3
Vinyl chloride	ND	16	ug/kg	1.5
Xylenes (total)	ND	48	ug/kg	7.1

SURROGATE	PERCENT RECOVERY	RECOVERY LIMITS
1,2-Dichloroethane-d4	104	(52 - 124)
Toluene-d8	96	(72 - 127)
4-Bromofluorobenzene	91	(63 - 120)
Dibromofluoromethane	95	(68 - 121)

NOTE(S):

Results and reporting limits have been adjusted for dry weight.

J Estimated result. Result is less than RL.

Tetra Tech NUS, Inc

Client Sample ID: FMC-III-SED-13C

GC/MS Volatiles

Lot-Sample #...:	C8H010190-004	**Work Order #...:**	KTHG61AE	**Matrix.....:**	SOLID
Date Sampled...:	07/30/08	**Date Received..:**	08/01/08	**MS Run #.....:**	8219016
Prep Date.....:	08/06/08	**Analysis Date..:**	08/06/08		
Prep Batch #...:	8219033	**Analysis Time..:**	09:19		
Dilution Factor:	1	**Initial Wgt/Vol:**	5 g	**Final Wgt/Vol..:**	5 mL
% Moisture.....:	64	**Analyst ID.....:**	010099	**Instrument ID..:**	HP3
		Method.....:	SW846 8260B		

PARAMETER	RESULT	REPORTING LIMIT	UNITS	MDL
Acetone	**21 J**	**56**	**ug/kg**	**14**
Benzene	ND	14	ug/kg	1.9
Bromodichloromethane	ND	14	ug/kg	1.6
Bromoform	ND	14	ug/kg	1.2
Bromomethane	ND	14	ug/kg	2.1
2-Butanone	ND	14	ug/kg	2.4
Carbon disulfide	ND	14	ug/kg	1.4
Carbon tetrachloride	ND	14	ug/kg	1.2
Chlorobenzene	ND	14	ug/kg	2.1
Chloroethane	ND	14	ug/kg	4.3
Chloroform	ND	14	ug/kg	1.6
Chloromethane	ND	14	ug/kg	2.4
Cyclohexane	ND	14	ug/kg	1.0
Dibromochloromethane	ND	14	ug/kg	2.0
1,2-Dibromo-3-chloro-propane	ND	14	ug/kg	2.1
1,2-Dibromoethane	ND	14	ug/kg	2.4
1,3-Dichlorobenzene	ND	14	ug/kg	1.8
1,4-Dichlorobenzene	ND	14	ug/kg	1.8
1,2-Dichlorobenzene	ND	14	ug/kg	2.2
Dichlorodifluoromethane	ND	14	ug/kg	1.8
1,1-Dichloroethane	ND	14	ug/kg	1.6
1,2-Dichloroethane	ND	14	ug/kg	1.7
1,1-Dichloroethene	ND	14	ug/kg	2.4
cis-1,2-Dichloroethene	ND	14	ug/kg	2.0
trans-1,2-Dichloroethene	ND	14	ug/kg	1.7
1,2-Dichloropropane	ND	14	ug/kg	1.5
cis-1,3-Dichloropropene	ND	14	ug/kg	1.9
trans-1,3-Dichloropropene	ND	14	ug/kg	1.7
Ethylbenzene	ND	14	ug/kg	1.8
2-Hexanone	ND	14	ug/kg	1.9
Isopropylbenzene	ND	14	ug/kg	1.9
Methyl acetate	ND	14	ug/kg	2.5
Methylene chloride	ND	14	ug/kg	1.9
Methylcyclohexane	ND	14	ug/kg	2.0
4-Methyl-2-pentanone	ND	14	ug/kg	1.8
Methyl tert-butyl ether	ND	14	ug/kg	2.1

(Continued on next page)

Tetra Tech NUS, Inc

Client Sample ID: FMC-III-SED-13C

GC/MS Volatiles

Lot-Sample #...: C8H010190-004 **Work Order #...:** KTHG61AE **Matrix.....:** SOLID

PARAMETER	RESULT	REPORTING LIMIT	UNITS	MDL
Styrene	ND	14	ug/kg	1.5
1,1,2,2-Tetrachloroethane	ND	14	ug/kg	2.0
1,2,4-Trichloro-benzene	ND	14	ug/kg	2.4
Tetrachloroethene	ND	14	ug/kg	1.9
1,1,1-Trichloroethane	ND	14	ug/kg	1.4
1,1,2-Trichloroethane	ND	14	ug/kg	2.3
Trichloroethene	ND	14	ug/kg	1.8
Trichlorofluoromethane	ND	14	ug/kg	2.6
1,1,2-Trichloro-1,2,2-trifluoroethane	ND	14	ug/kg	3.0
Toluene	ND	14	ug/kg	2.0
Vinyl chloride	ND	14	ug/kg	1.3
Xylenes (total)	ND	42	ug/kg	6.2

SURROGATE	PERCENT RECOVERY	RECOVERY LIMITS
1,2-Dichloroethane-d4	104	(52 - 124)
Toluene-d8	94	(72 - 127)
4-Bromofluorobenzene	91	(63 - 120)
Dibromofluoromethane	96	(68 - 121)

NOTE(S):

Results and reporting limits have been adjusted for dry weight.

J Estimated result. Result is less than RL.

Tetra Tech NUS, Inc

Client Sample ID: FMC-III-SED-27A

GC/MS Volatiles

Lot-Sample #...: C8H010190-009	**Work Order #...:** KTHHJ1AE	**Matrix.....:** SOLID
Date Sampled...: 07/31/08	**Date Received..:** 08/01/08	**MS Run #.....:** 8219016
Prep Date.....: 08/06/08	**Analysis Date..:** 08/06/08	
Prep Batch #...: 8219033	**Analysis Time..:** 11:22	
Dilution Factor: 1	**Initial Wgt/Vol:** 5 g	**Final Wgt/Vol..:** 5 mL
% Moisture.....: 51	**Analyst ID.....:** 010099	**Instrument ID..:** HP3
	Method.....: SW846 8260B	

PARAMETER	RESULT	REPORTING LIMIT	UNITS	MDL
Acetone	**11 J**	**41**	**ug/kg**	**10**
Benzene	ND	10	ug/kg	1.4
Bromodichloromethane	ND	10	ug/kg	1.1
Bromoform	ND	10	ug/kg	0.91
Bromomethane	ND	10	ug/kg	1.5
2-Butanone	ND	10	ug/kg	1.8
Carbon disulfide	ND	10	ug/kg	1.0
Carbon tetrachloride	ND	10	ug/kg	0.91
Chlorobenzene	ND	10	ug/kg	1.5
Chloroethane	ND	10	ug/kg	3.2
Chloroform	ND	10	ug/kg	1.2
Chloromethane	ND	10	ug/kg	1.7
Cyclohexane	ND	10	ug/kg	0.76
Dibromochloromethane	ND	10	ug/kg	1.5
1,2-Dibromo-3-chloro-propane	ND	10	ug/kg	1.5
1,2-Dibromoethane	ND	10	ug/kg	1.8
1,3-Dichlorobenzene	ND	10	ug/kg	1.3
1,4-Dichlorobenzene	ND	10	ug/kg	1.3
1,2-Dichlorobenzene	ND	10	ug/kg	1.6
Dichlorodifluoromethane	ND	10	ug/kg	1.4
1,1-Dichloroethane	ND	10	ug/kg	1.2
1,2-Dichloroethane	ND	10	ug/kg	1.3
1,1-Dichloroethene	ND	10	ug/kg	1.7
cis-1,2-Dichloroethene	ND	10	ug/kg	1.4
trans-1,2-Dichloroethene	ND	10	ug/kg	1.2
1,2-Dichloropropane	ND	10	ug/kg	1.1
cis-1,3-Dichloropropene	ND	10	ug/kg	1.4
trans-1,3-Dichloropropene	ND	10	ug/kg	1.2
Ethylbenzene	ND	10	ug/kg	1.3
2-Hexanone	ND	10	ug/kg	1.4
Isopropylbenzene	ND	10	ug/kg	1.4
Methyl acetate	ND	10	ug/kg	1.8
Methylene chloride	ND	10	ug/kg	1.4
Methylcyclohexane	ND	10	ug/kg	1.5
4-Methyl-2-pentanone	ND	10	ug/kg	1.3
Methyl tert-butyl ether	ND	10	ug/kg	1.5

(Continued on next page)

Tetra Tech NUS, Inc

Client Sample ID: FMC-III-SED-27A

GC/MS Volatiles

Lot-Sample #...: C8H010190-009 **Work Order #...:** KTHHJ1AE **Matrix.....:** SOLID

PARAMETER	RESULT	REPORTING LIMIT	UNITS	MDL
Styrene	ND	10	ug/kg	1.1
1,1,2,2-Tetrachloroethane	ND	10	ug/kg	1.5
1,2,4-Trichloro-benzene	ND	10	ug/kg	1.8
Tetrachloroethene	ND	10	ug/kg	1.4
1,1,1-Trichloroethane	ND	10	ug/kg	1.0
1,1,2-Trichloroethane	ND	10	ug/kg	1.7
Trichloroethene	ND	10	ug/kg	1.3
Trichlorofluoromethane	ND	10	ug/kg	1.9
1,1,2-Trichloro-1,2,2-trifluoroethane	ND	10	ug/kg	2.2
Toluene	ND	10	ug/kg	1.5
Vinyl chloride	ND	10	ug/kg	0.96
Xylenes (total)	ND	31	ug/kg	4.6

SURROGATE	PERCENT RECOVERY	RECOVERY LIMITS
1,2-Dichloroethane-d4	104	(52 - 124)
Toluene-d8	95	(72 - 127)
4-Bromofluorobenzene	91	(63 - 120)
Dibromofluoromethane	98	(68 - 121)

NOTE(S):

Results and reporting limits have been adjusted for dry weight.

J Estimated result. Result is less than RL.

Tetra Tech NUS, Inc

Client Sample ID: FMC-III-SED-27B

GC/MS Volatiles

Lot-Sample #...:	C8H010190-010	**Work Order #...:**	KTHHK1AE	**Matrix.....:**	SOLID
Date Sampled...:	07/31/08	**Date Received..:**	08/01/08	**MS Run #.....:**	8219016
Prep Date.....:	08/06/08	**Analysis Date..:**	08/06/08		
Prep Batch #...:	8219033	**Analysis Time..:**	11:47		
Dilution Factor:	1	**Initial Wgt/Vol:**	5 g	**Final Wgt/Vol..:**	5 mL
% Moisture.....:	37	**Analyst ID.....:**	010099	**Instrument ID..:**	HP3
		Method.....:	SW846 8260B		

PARAMETER	RESULT	REPORTING LIMIT	UNITS	MDL
Acetone	ND	32	ug/kg	7.9
Benzene	ND	7.9	ug/kg	1.1
Bromodichloromethane	ND	7.9	ug/kg	0.89
Bromoform	ND	7.9	ug/kg	0.70
Bromomethane	ND	7.9	ug/kg	1.2
2-Butanone	ND	7.9	ug/kg	1.4
Carbon disulfide	ND	7.9	ug/kg	0.81
Carbon tetrachloride	ND	7.9	ug/kg	0.71
Chlorobenzene	ND	7.9	ug/kg	1.2
Chloroethane	ND	7.9	ug/kg	2.4
Chloroform	ND	7.9	ug/kg	0.92
Chloromethane	ND	7.9	ug/kg	1.3
Cyclohexane	ND	7.9	ug/kg	0.59
Dibromochloromethane	ND	7.9	ug/kg	1.1
1,2-Dibromo-3-chloro-propane	ND	7.9	ug/kg	1.2
1,2-Dibromoethane	ND	7.9	ug/kg	1.4
1,3-Dichlorobenzene	ND	7.9	ug/kg	1.0
1,4-Dichlorobenzene	ND	7.9	ug/kg	1.0
1,2-Dichlorobenzene	ND	7.9	ug/kg	1.3
Dichlorodifluoromethane	ND	7.9	ug/kg	1.1
1,1-Dichloroethane	ND	7.9	ug/kg	0.91
1,2-Dichloroethane	ND	7.9	ug/kg	0.97
1,1-Dichloroethene	ND	7.9	ug/kg	1.3
cis-1,2-Dichloroethene	ND	7.9	ug/kg	1.1
trans-1,2-Dichloroethene	ND	7.9	ug/kg	0.94
1,2-Dichloropropane	ND	7.9	ug/kg	0.86
cis-1,3-Dichloropropene	ND	7.9	ug/kg	1.1
trans-1,3-Dichloropropene	ND	7.9	ug/kg	0.94
Ethylbenzene	ND	7.9	ug/kg	1.0
2-Hexanone	ND	7.9	ug/kg	1.1
Isopropylbenzene	ND	7.9	ug/kg	1.1
Methyl acetate	ND	7.9	ug/kg	1.4
Methylene chloride	ND	7.9	ug/kg	1.1
Methylcyclohexane	ND	7.9	ug/kg	1.1
4-Methyl-2-pentanone	ND	7.9	ug/kg	1.0
Methyl tert-butyl ether	ND	7.9	ug/kg	1.2

(Continued on next page)

Tetra Tech NUS, Inc

Client Sample ID: FMC-III-SED-27B

GC/MS Volatiles

Lot-Sample #...: C8H010190-010 Work Order #...: KTHHK1AE Matrix.....: SOLID

PARAMETER	RESULT	REPORTING LIMIT	UNITS	MDL
Styrene	ND	7.9	ug/kg	0.84
1,1,2,2-Tetrachloroethane	ND	7.9	ug/kg	1.1
1,2,4-Trichloro-benzene	ND	7.9	ug/kg	1.4
Tetrachloroethene	ND	7.9	ug/kg	1.1
1,1,1-Trichloroethane	ND	7.9	ug/kg	0.77
1,1,2-Trichloroethane	ND	7.9	ug/kg	1.3
Trichloroethene	ND	7.9	ug/kg	1.0
Trichlorofluoromethane	ND	7.9	ug/kg	1.5
1,1,2-Trichloro-1,2,2-trifluoroethane	ND	7.9	ug/kg	1.7
Toluene	ND	7.9	ug/kg	1.2
Vinyl chloride	ND	7.9	ug/kg	0.74
Xylenes (total)	ND	24	ug/kg	3.5

SURROGATE	PERCENT RECOVERY	RECOVERY LIMITS
1,2-Dichloroethane-d4	103	(52 - 124)
Toluene-d8	95	(72 - 127)
4-Bromofluorobenzene	92	(63 - 120)
Dibromofluoromethane	95	(68 - 121)

NOTE(S):

Results and reporting limits have been adjusted for dry weight.

Tetra Tech NUS, Inc

Client Sample ID: FMC-III-SED-27C

GC/MS Volatiles

Lot-Sample #...:	C8H010190-011	**Work Order #...:**	KTHHL1AE	**Matrix.....:**	SOLID
Date Sampled...:	07/31/08	**Date Received..:**	08/01/08	**MS Run #.....:**	8219016
Prep Date.....:	08/06/08	**Analysis Date..:**	08/06/08		
Prep Batch #...:	8219033	**Analysis Time..:**	12:11		
Dilution Factor:	1	**Initial Wgt/Vol:**	5 g	**Final Wgt/Vol..:**	5 mL
% Moisture.....:	43	**Analyst ID.....:**	010099	**Instrument ID..:**	HP3
		Method.....:	SW846 8260B		

PARAMETER	RESULT	REPORTING LIMIT	UNITS	MDL
Acetone	**29 J**	**35**	**ug/kg**	**8.7**
Benzene	ND	8.7	ug/kg	1.2
Bromodichloromethane	ND	8.7	ug/kg	0.98
Bromoform	ND	8.7	ug/kg	0.77
Bromomethane	ND	8.7	ug/kg	1.3
2-Butanone	**9.8**	**8.7**	**ug/kg**	**1.5**
Carbon disulfide	ND	8.7	ug/kg	0.89
Carbon tetrachloride	ND	8.7	ug/kg	0.78
Chlorobenzene	ND	8.7	ug/kg	1.3
Chloroethane	ND	8.7	ug/kg	2.7
Chloroform	ND	8.7	ug/kg	1.0
Chloromethane	ND	8.7	ug/kg	1.5
Cyclohexane	ND	8.7	ug/kg	0.65
Dibromochloromethane	ND	8.7	ug/kg	1.2
1,2-Dibromo-3-chloro-propane	ND	8.7	ug/kg	1.3
1,2-Dibromoethane	ND	8.7	ug/kg	1.5
1,3-Dichlorobenzene	ND	8.7	ug/kg	1.1
1,4-Dichlorobenzene	ND	8.7	ug/kg	1.1
1,2-Dichlorobenzene	ND	8.7	ug/kg	1.4
Dichlorodifluoromethane	ND	8.7	ug/kg	1.2
1,1-Dichloroethane	ND	8.7	ug/kg	1.0
1,2-Dichloroethane	ND	8.7	ug/kg	1.1
1,1-Dichloroethene	ND	8.7	ug/kg	1.5
cis-1,2-Dichloroethene	ND	8.7	ug/kg	1.2
trans-1,2-Dichloroethene	ND	8.7	ug/kg	1.0
1,2-Dichloropropane	ND	8.7	ug/kg	0.95
cis-1,3-Dichloropropene	ND	8.7	ug/kg	1.2
trans-1,3-Dichloropropene	ND	8.7	ug/kg	1.0
Ethylbenzene	ND	8.7	ug/kg	1.1
2-Hexanone	ND	8.7	ug/kg	1.2
Isopropylbenzene	ND	8.7	ug/kg	1.2
Methyl acetate	ND	8.7	ug/kg	1.6
Methylene chloride	**4.0 J**	**8.7**	**ug/kg**	**1.2**
Methylcyclohexane	ND	8.7	ug/kg	1.3
4-Methyl-2-pentanone	ND	8.7	ug/kg	1.1
Methyl tert-butyl ether	ND	8.7	ug/kg	1.3

(Continued on next page)

Tetra Tech NUS, Inc

Client Sample ID: FMC-III-SED-27C

GC/MS Volatiles

Lot-Sample #...: C8H010190-011 **Work Order #...:** KTHHL1AE **Matrix.....:** SOLID

PARAMETER	RESULT	REPORTING LIMIT	UNITS	MDL
Styrene	ND	8.7	ug/kg	0.93
1,1,2,2-Tetrachloroethane	ND	8.7	ug/kg	1.3
1,2,4-Trichloro-benzene	ND	8.7	ug/kg	1.5
Tetrachloroethene	ND	8.7	ug/kg	1.2
1,1,1-Trichloroethane	ND	8.7	ug/kg	0.85
1,1,2-Trichloroethane	ND	8.7	ug/kg	1.4
Trichloroethene	ND	8.7	ug/kg	1.1
Trichlorofluoromethane	ND	8.7	ug/kg	1.6
1,1,2-Trichloro-1,2,2-trifluoroethane	ND	8.7	ug/kg	1.9
Toluene	ND	8.7	ug/kg	1.3
Vinyl chloride	ND	8.7	ug/kg	0.82
Xylenes (total)	ND	26	ug/kg	3.9

SURROGATE	PERCENT RECOVERY	RECOVERY LIMITS
1,2-Dichloroethane-d4	105	(52 - 124)
Toluene-d8	92	(72 - 127)
4-Bromofluorobenzene	91	(63 - 120)
Dibromofluoromethane	97	(68 - 121)

NOTE(S):

Results and reporting limits have been adjusted for dry weight.

J Estimated result. Result is less than RL.

Tetra Tech NUS, Inc

Client Sample ID: FMC-III-SED-28A

GC/MS Volatiles

Lot-Sample #...:	C8H010190-012	**Work Order #...:**	KTHHM1AE	**Matrix.....:**	SOLID
Date Sampled...:	07/31/08	**Date Received..:**	08/01/08	**MS Run #.....:**	8219016
Prep Date.....:	08/06/08	**Analysis Date..:**	08/06/08		
Prep Batch #...:	8219033	**Analysis Time..:**	12:36		
Dilution Factor:	1	**Initial Wgt/Vol:**	5 g	**Final Wgt/Vol..:**	5 mL
% Moisture.....:	61	**Analyst ID.....:**	010099	**Instrument ID..:**	HP3
		Method.....:	SW846 8260B		

PARAMETER	RESULT	REPORTING LIMIT	UNITS	MDL
Acetone	ND	51	ug/kg	13
Benzene	ND	13	ug/kg	1.7
Bromodichloromethane	ND	13	ug/kg	1.4
Bromoform	ND	13	ug/kg	1.1
Bromomethane	ND	13	ug/kg	1.9
2-Butanone	ND	13	ug/kg	2.3
Carbon disulfide	ND	13	ug/kg	1.3
Carbon tetrachloride	ND	13	ug/kg	1.1
Chlorobenzene	ND	13	ug/kg	1.9
Chloroethane	ND	13	ug/kg	4.0
Chloroform	ND	13	ug/kg	1.5
Chloromethane	ND	13	ug/kg	2.2
Cyclohexane	ND	13	ug/kg	0.96
Dibromochloromethane	ND	13	ug/kg	1.8
1,2-Dibromo-3-chloro-propane	ND	13	ug/kg	1.9
1,2-Dibromoethane	ND	13	ug/kg	2.2
1,3-Dichlorobenzene	ND	13	ug/kg	1.7
1,4-Dichlorobenzene	ND	13	ug/kg	1.6
1,2-Dichlorobenzene	ND	13	ug/kg	2.1
Dichlorodifluoromethane	ND	13	ug/kg	1.7
1,1-Dichloroethane	ND	13	ug/kg	1.5
1,2-Dichloroethane	ND	13	ug/kg	1.6
1,1-Dichloroethene	ND	13	ug/kg	2.2
cis-1,2-Dichloroethene	ND	13	ug/kg	1.8
trans-1,2-Dichloroethene	ND	13	ug/kg	1.5
1,2-Dichloropropane	ND	13	ug/kg	1.4
cis-1,3-Dichloropropene	ND	13	ug/kg	1.7
trans-1,3-Dichloropropene	ND	13	ug/kg	1.5
Ethylbenzene	ND	13	ug/kg	1.7
2-Hexanone	ND	13	ug/kg	1.8
Isopropylbenzene	ND	13	ug/kg	1.7
Methyl acetate	ND	13	ug/kg	2.3
Methylene chloride	ND	13	ug/kg	1.7
Methylcyclohexane	ND	13	ug/kg	1.9
4-Methyl-2-pentanone	ND	13	ug/kg	1.7
Methyl tert-butyl ether	ND	13	ug/kg	1.9

(Continued on next page)

Tetra Tech NUS, Inc

Client Sample ID: FMC-III-SED-28A

GC/MS Volatiles

Lot-Sample #...: C8H010190-012 **Work Order #...:** KTHHM1AE **Matrix.....:** SOLID

PARAMETER	RESULT	REPORTING LIMIT	UNITS	MDL
Styrene	ND	13	ug/kg	1.4
1,1,2,2-Tetrachloroethane	ND	13	ug/kg	1.8
1,2,4-Trichloro-benzene	ND	13	ug/kg	2.3
Tetrachloroethene	ND	13	ug/kg	1.8
1,1,1-Trichloroethane	ND	13	ug/kg	1.3
1,1,2-Trichloroethane	ND	13	ug/kg	2.1
Trichloroethene	ND	13	ug/kg	1.7
Trichlorofluoromethane	ND	13	ug/kg	2.4
1,1,2-Trichloro-1,2,2-trifluoroethane	ND	13	ug/kg	2.7
Toluene	ND	13	ug/kg	1.9
Vinyl chloride	ND	13	ug/kg	1.2
Xylenes (total)	ND	39	ug/kg	5.8

SURROGATE	PERCENT RECOVERY	RECOVERY LIMITS
1,2-Dichloroethane-d4	102	(52 - 124)
Toluene-d8	95	(72 - 127)
4-Bromofluorobenzene	92	(63 - 120)
Dibromofluoromethane	95	(68 - 121)

NOTE(S):

Results and reporting limits have been adjusted for dry weight.

Tetra Tech NUS, Inc

Client Sample ID: FMC-III-SED-28B

GC/MS Volatiles

Lot-Sample #...:	C8H010190-013	**Work Order #...:**	KTHHN1AE	**Matrix.....:**	SOLID
Date Sampled...:	07/31/08	**Date Received..:**	08/01/08	**MS Run #.....:**	8219016
Prep Date.....:	08/06/08	**Analysis Date..:**	08/06/08		
Prep Batch #...:	8219033	**Analysis Time..:**	13:00		
Dilution Factor:	1	**Initial Wgt/Vol:**	5 g	**Final Wgt/Vol..:**	5 mL
% Moisture.....:	54	**Analyst ID.....:**	010099	**Instrument ID..:**	HP3
		Method.....:	SW846 8260B		

PARAMETER	RESULT	REPORTING LIMIT	UNITS	MDL
Acetone	**17 J**	**44**	**ug/kg**	**11**
Benzene	ND	11	ug/kg	1.5
Bromodichloromethane	ND	11	ug/kg	1.2
Bromoform	ND	11	ug/kg	0.97
Bromomethane	ND	11	ug/kg	1.6
2-Butanone	ND	11	ug/kg	1.9
Carbon disulfide	ND	11	ug/kg	1.1
Carbon tetrachloride	ND	11	ug/kg	0.98
Chlorobenzene	ND	11	ug/kg	1.7
Chloroethane	ND	11	ug/kg	3.4
Chloroform	ND	11	ug/kg	1.3
Chloromethane	ND	11	ug/kg	1.9
Cyclohexane	ND	11	ug/kg	0.81
Dibromochloromethane	ND	11	ug/kg	1.6
1,2-Dibromo-3-chloro-propane	ND	11	ug/kg	1.6
1,2-Dibromoethane	ND	11	ug/kg	1.9
1,3-Dichlorobenzene	ND	11	ug/kg	1.4
1,4-Dichlorobenzene	ND	11	ug/kg	1.4
1,2-Dichlorobenzene	ND	11	ug/kg	1.7
Dichlorodifluoromethane	ND	11	ug/kg	1.5
1,1-Dichloroethane	ND	11	ug/kg	1.3
1,2-Dichloroethane	ND	11	ug/kg	1.3
1,1-Dichloroethene	ND	11	ug/kg	1.9
cis-1,2-Dichloroethene	ND	11	ug/kg	1.5
trans-1,2-Dichloroethene	ND	11	ug/kg	1.3
1,2-Dichloropropane	ND	11	ug/kg	1.2
cis-1,3-Dichloropropene	ND	11	ug/kg	1.5
trans-1,3-Dichloropropene	ND	11	ug/kg	1.3
Ethylbenzene	ND	11	ug/kg	1.4
2-Hexanone	ND	11	ug/kg	1.5
Isopropylbenzene	ND	11	ug/kg	1.5
Methyl acetate	ND	11	ug/kg	2.0
Methylene chloride	ND	11	ug/kg	1.5
Methylcyclohexane	ND	11	ug/kg	1.6
4-Methyl-2-pentanone	ND	11	ug/kg	1.4
Methyl tert-butyl ether	ND	11	ug/kg	1.6

(Continued on next page)

Tetra Tech NUS, Inc

Client Sample ID: FMC-III-SED-28B

GC/MS Volatiles

Lot-Sample #...: C8H010190-013 **Work Order #...:** KTHHN1AE **Matrix.....:** SOLID

PARAMETER	RESULT	REPORTING LIMIT	UNITS	MDL
Styrene	ND	11	ug/kg	1.2
1,1,2,2-Tetrachloroethane	ND	11	ug/kg	1.6
1,2,4-Trichloro-benzene	ND	11	ug/kg	1.9
Tetrachloroethene	ND	11	ug/kg	1.5
1,1,1-Trichloroethane	ND	11	ug/kg	1.1
1,1,2-Trichloroethane	ND	11	ug/kg	1.8
Trichloroethene	ND	11	ug/kg	1.4
Trichlorofluoromethane	ND	11	ug/kg	2.0
1,1,2-Trichloro-1,2,2-trifluoroethane	ND	11	ug/kg	2.3
Toluene	ND	11	ug/kg	1.6
Vinyl chloride	ND	11	ug/kg	1.0
Xylenes (total)	ND	33	ug/kg	4.9

SURROGATE	PERCENT RECOVERY	RECOVERY LIMITS
1,2-Dichloroethane-d4	110	(52 - 124)
Toluene-d8	96	(72 - 127)
4-Bromofluorobenzene	93	(63 - 120)
Dibromofluoromethane	98	(68 - 121)

NOTE(S):

Results and reporting limits have been adjusted for dry weight.

J Estimated result. Result is less than RL.

Tetra Tech NUS, Inc

Client Sample ID: FMC-III-SED-28C

GC/MS Volatiles

Lot-Sample #...:	C8H010190-014	**Work Order #...:**	KTHHP1AE	**Matrix.....:**	SOLID
Date Sampled...:	07/31/08	**Date Received..:**	08/01/08	**MS Run #.....:**	8219016
Prep Date.....:	08/06/08	**Analysis Date..:**	08/06/08		
Prep Batch #...:	8219033	**Analysis Time..:**	13:25		
Dilution Factor:	1	**Initial Wgt/Vol:**	5 g	**Final Wgt/Vol..:**	5 mL
% Moisture.....:	51	**Analyst ID.....:**	010099	**Instrument ID..:**	HP3
		Method.....:	SW846 8260B		

PARAMETER	RESULT	REPORTING LIMIT	UNITS	MDL
Acetone	**25 J**	**41**	**ug/kg**	**10**
Benzene	ND	10	ug/kg	1.4
Bromodichloromethane	ND	10	ug/kg	1.2
Bromoform	ND	10	ug/kg	0.91
Bromomethane	ND	10	ug/kg	1.5
2-Butanone	ND	10	ug/kg	1.8
Carbon disulfide	ND	10	ug/kg	1.1
Carbon tetrachloride	ND	10	ug/kg	0.92
Chlorobenzene	ND	10	ug/kg	1.6
Chloroethane	ND	10	ug/kg	3.2
Chloroform	ND	10	ug/kg	1.2
Chloromethane	ND	10	ug/kg	1.8
Cyclohexane	ND	10	ug/kg	0.77
Dibromochloromethane	ND	10	ug/kg	1.5
1,2-Dibromo-3-chloro-propane	ND	10	ug/kg	1.5
1,2-Dibromoethane	ND	10	ug/kg	1.8
1,3-Dichlorobenzene	ND	10	ug/kg	1.4
1,4-Dichlorobenzene	ND	10	ug/kg	1.3
1,2-Dichlorobenzene	ND	10	ug/kg	1.6
Dichlorodifluoromethane	ND	10	ug/kg	1.4
1,1-Dichloroethane	ND	10	ug/kg	1.2
1,2-Dichloroethane	ND	10	ug/kg	1.3
1,1-Dichloroethene	ND	10	ug/kg	1.7
cis-1,2-Dichloroethene	ND	10	ug/kg	1.4
trans-1,2-Dichloroethene	ND	10	ug/kg	1.2
1,2-Dichloropropane	ND	10	ug/kg	1.1
cis-1,3-Dichloropropene	ND	10	ug/kg	1.4
trans-1,3-Dichloropropene	ND	10	ug/kg	1.2
Ethylbenzene	ND	10	ug/kg	1.3
2-Hexanone	ND	10	ug/kg	1.4
Isopropylbenzene	ND	10	ug/kg	1.4
Methyl acetate	ND	10	ug/kg	1.9
Methylene chloride	**2.5 J**	**10**	**ug/kg**	**1.4**
Methylcyclohexane	ND	10	ug/kg	1.5
4-Methyl-2-pentanone	ND	10	ug/kg	1.3
Methyl tert-butyl ether	ND	10	ug/kg	1.5

(Continued on next page)

Tetra Tech NUS, Inc

Client Sample ID: FMC-III-SED-28C

GC/MS Volatiles

Lot-Sample #...: C8H010190-014 Work Order #...: KTHHP1AE Matrix.....: SOLID

PARAMETER	RESULT	REPORTING LIMIT	UNITS	MDL
Styrene	ND	10	ug/kg	1.1
1,1,2,2-Tetrachloroethane	ND	10	ug/kg	1.5
1,2,4-Trichloro-benzene	ND	10	ug/kg	1.8
Tetrachloroethene	ND	10	ug/kg	1.4
1,1,1-Trichloroethane	ND	10	ug/kg	1.0
1,1,2-Trichloroethane	ND	10	ug/kg	1.7
Trichloroethene	ND	10	ug/kg	1.4
Trichlorofluoromethane	ND	10	ug/kg	1.9
1,1,2-Trichloro-1,2,2-trifluoroethane	ND	10	ug/kg	2.2
Toluene	ND	10	ug/kg	1.5
Vinyl chloride	ND	10	ug/kg	0.97
Xylenes (total)	ND	31	ug/kg	4.6

SURROGATE	PERCENT RECOVERY	RECOVERY LIMITS
1,2-Dichloroethane-d4	105	(52 - 124)
Toluene-d8	95	(72 - 127)
4-Bromofluorobenzene	94	(63 - 120)
Dibromofluoromethane	95	(68 - 121)

NOTE(S):

Results and reporting limits have been adjusted for dry weight.

J Estimated result. Result is less than RL.

Tetra Tech NUS, Inc

Client Sample ID: FMC-III-SED-30A

GC/MS Volatiles

Lot-Sample #...:	C8H010190-015	**Work Order #...:**	KTHHQ1AE	**Matrix.....:**	SOLID
Date Sampled...:	07/31/08	**Date Received..:**	08/01/08	**MS Run #.....:**	8219016
Prep Date.....:	08/06/08	**Analysis Date..:**	08/06/08		
Prep Batch #...:	8219033	**Analysis Time..:**	13:49		
Dilution Factor:	1	**Initial Wgt/Vol:**	5 g	**Final Wgt/Vol..:**	5 mL
% Moisture.....:	57	**Analyst ID.....:**	010099	**Instrument ID..:**	HP3
		Method.....:	SW846 8260B		

PARAMETER	RESULT	REPORTING LIMIT	UNITS	MDL
Acetone	ND	47	ug/kg	12
Benzene	ND	12	ug/kg	1.6
Bromodichloromethane	ND	12	ug/kg	1.3
Bromoform	ND	12	ug/kg	1.0
Bromomethane	ND	12	ug/kg	1.7
2-Butanone	ND	12	ug/kg	2.1
Carbon disulfide	ND	12	ug/kg	1.2
Carbon tetrachloride	ND	12	ug/kg	1.0
Chlorobenzene	ND	12	ug/kg	1.8
Chloroethane	ND	12	ug/kg	3.6
Chloroform	ND	12	ug/kg	1.4
Chloromethane	ND	12	ug/kg	2.0
Cyclohexane	ND	12	ug/kg	0.87
Dibromochloromethane	ND	12	ug/kg	1.7
1,2-Dibromo-3-chloro-propane	ND	12	ug/kg	1.8
1,2-Dibromoethane	ND	12	ug/kg	2.0
1,3-Dichlorobenzene	ND	12	ug/kg	1.5
1,4-Dichlorobenzene	ND	12	ug/kg	1.5
1,2-Dichlorobenzene	ND	12	ug/kg	1.9
Dichlorodifluoromethane	ND	12	ug/kg	1.6
1,1-Dichloroethane	ND	12	ug/kg	1.4
1,2-Dichloroethane	ND	12	ug/kg	1.4
1,1-Dichloroethene	ND	12	ug/kg	2.0
cis-1,2-Dichloroethene	ND	12	ug/kg	1.7
trans-1,2-Dichloroethene	ND	12	ug/kg	1.4
1,2-Dichloropropane	ND	12	ug/kg	1.3
cis-1,3-Dichloropropene	ND	12	ug/kg	1.6
trans-1,3-Dichloropropene	ND	12	ug/kg	1.4
Ethylbenzene	ND	12	ug/kg	1.5
2-Hexanone	ND	12	ug/kg	1.6
Isopropylbenzene	ND	12	ug/kg	1.6
Methyl acetate	ND	12	ug/kg	2.1
Methylene chloride	ND	12	ug/kg	1.6
Methylcyclohexane	ND	12	ug/kg	1.7
4-Methyl-2-pentanone	ND	12	ug/kg	1.5
Methyl tert-butyl ether	ND	12	ug/kg	1.8

(Continued on next page)

Tetra Tech NUS, Inc

Client Sample ID: FMC-III-SED-30A

GC/MS Volatiles

Lot-Sample #...: C8H010190-015 **Work Order #...:** KTHHQ1AE **Matrix.....:** SOLID

PARAMETER	RESULT	REPORTING LIMIT	UNITS	MDL
Styrene	ND	12	ug/kg	1.2
1,1,2,2-Tetrachloroethane	ND	12	ug/kg	1.7
1,2,4-Trichloro-benzene	ND	12	ug/kg	2.1
Tetrachloroethene	ND	12	ug/kg	1.6
1,1,1-Trichloroethane	ND	12	ug/kg	1.1
1,1,2-Trichloroethane	ND	12	ug/kg	2.0
Trichloroethene	ND	12	ug/kg	1.5
Trichlorofluoromethane	ND	12	ug/kg	2.2
1,1,2-Trichloro-1,2,2-trifluoroethane	ND	12	ug/kg	2.5
Toluene	ND	12	ug/kg	1.7
Vinyl chloride	ND	12	ug/kg	1.1
Xylenes (total)	ND	35	ug/kg	5.3

SURROGATE	PERCENT RECOVERY	RECOVERY LIMITS
1,2-Dichloroethane-d4	106	(52 - 124)
Toluene-d8	96	(72 - 127)
4-Bromofluorobenzene	94	(63 - 120)
Dibromofluoromethane	97	(68 - 121)

NOTE(S):

Results and reporting limits have been adjusted for dry weight.

Tetra Tech NUS, Inc

Client Sample ID: FMC-III-SED-30B

GC/MS Volatiles

Lot-Sample #...:	C8H010190-016	**Work Order #...:**	KTHHR1AE	**Matrix.....:**	SOLID
Date Sampled...:	07/31/08	**Date Received..:**	08/01/08	**MS Run #.....:**	8219016
Prep Date.....:	08/06/08	**Analysis Date..:**	08/06/08		
Prep Batch #...:	8219033	**Analysis Time..:**	14:14		
Dilution Factor:	1	**Initial Wgt/Vol:**	5 g	**Final Wgt/Vol..:**	5 mL
% Moisture.....:	65	**Analyst ID.....:**	010099	**Instrument ID..:**	HP3
		Method.....:	SW846 8260B		

PARAMETER	RESULT	REPORTING LIMIT	UNITS	MDL
Acetone	**17 J**	**57**	**ug/kg**	**14**
Benzene	ND	14	ug/kg	1.9
Bromodichloromethane	ND	14	ug/kg	1.6
Bromoform	ND	14	ug/kg	1.3
Bromomethane	ND	14	ug/kg	2.1
2-Butanone	ND	14	ug/kg	2.5
Carbon disulfide	ND	14	ug/kg	1.5
Carbon tetrachloride	ND	14	ug/kg	1.3
Chlorobenzene	ND	14	ug/kg	2.1
Chloroethane	ND	14	ug/kg	4.4
Chloroform	ND	14	ug/kg	1.7
Chloromethane	ND	14	ug/kg	2.4
Cyclohexane	ND	14	ug/kg	1.1
Dibromochloromethane	ND	14	ug/kg	2.0
1,2-Dibromo-3-chloro-propane	ND	14	ug/kg	2.1
1,2-Dibromoethane	ND	14	ug/kg	2.4
1,3-Dichlorobenzene	ND	14	ug/kg	1.9
1,4-Dichlorobenzene	ND	14	ug/kg	1.8
1,2-Dichlorobenzene	ND	14	ug/kg	2.3
Dichlorodifluoromethane	ND	14	ug/kg	1.9
1,1-Dichloroethane	ND	14	ug/kg	1.6
1,2-Dichloroethane	ND	14	ug/kg	1.7
1,1-Dichloroethene	ND	14	ug/kg	2.4
cis-1,2-Dichloroethene	ND	14	ug/kg	2.0
trans-1,2-Dichloroethene	ND	14	ug/kg	1.7
1,2-Dichloropropane	ND	14	ug/kg	1.5
cis-1,3-Dichloropropene	ND	14	ug/kg	1.9
trans-1,3-Dichloropropene	ND	14	ug/kg	1.7
Ethylbenzene	ND	14	ug/kg	1.8
2-Hexanone	ND	14	ug/kg	2.0
Isopropylbenzene	ND	14	ug/kg	1.9
Methyl acetate	ND	14	ug/kg	2.6
Methylene chloride	ND	14	ug/kg	1.9
Methylcyclohexane	ND	14	ug/kg	2.1
4-Methyl-2-pentanone	ND	14	ug/kg	1.9
Methyl tert-butyl ether	ND	14	ug/kg	2.1

(Continued on next page)

Tetra Tech NUS, Inc

Client Sample ID: FMC-III-SED-30B

GC/MS Volatiles

Lot-Sample #...: C8H010190-016 **Work Order #...:** KTHHR1AE **Matrix.....:** SOLID

PARAMETER	RESULT	REPORTING LIMIT	UNITS	MDL
Styrene	ND	14	ug/kg	1.5
1,1,2,2-Tetrachloroethane	ND	14	ug/kg	2.0
1,2,4-Trichloro-benzene	ND	14	ug/kg	2.5
Tetrachloroethene	ND	14	ug/kg	1.9
1,1,1-Trichloroethane	ND	14	ug/kg	1.4
1,1,2-Trichloroethane	ND	14	ug/kg	2.4
Trichloroethene	ND	14	ug/kg	1.9
Trichlorofluoromethane	ND	14	ug/kg	2.6
1,1,2-Trichloro-1,2,2-trifluoroethane	ND	14	ug/kg	3.0
Toluene	ND	14	ug/kg	2.1
Vinyl chloride	ND	14	ug/kg	1.3
Xylenes (total)	ND	43	ug/kg	6.4

SURROGATE	PERCENT RECOVERY	RECOVERY LIMITS
1,2-Dichloroethane-d4	108	(52 - 124)
Toluene-d8	92	(72 - 127)
4-Bromofluorobenzene	95	(63 - 120)
Dibromofluoromethane	98	(68 - 121)

NOTE(S):

Results and reporting limits have been adjusted for dry weight.

J Estimated result. Result is less than RL.

Tetra Tech NUS, Inc

Client Sample ID: FMC-III-SED-30C

GC/MS Volatiles

Lot-Sample #...:	C8H010190-017	**Work Order #...:**	KTHHV1AE	**Matrix.....:**	SOLID
Date Sampled...:	07/31/08	**Date Received..:**	08/01/08	**MS Run #.....:**	8219016
Prep Date.....:	08/06/08	**Analysis Date..:**	08/06/08		
Prep Batch #...:	8219033	**Analysis Time..:**	14:39		
Dilution Factor:	1	**Initial Wgt/Vol:**	5 g	**Final Wgt/Vol..:**	5 mL
% Moisture.....:	59	**Analyst ID.....:**	010099	**Instrument ID..:**	HP3
		Method.....:	SW846 8260B		

PARAMETER	RESULT	REPORTING LIMIT	UNITS	MDL
Acetone	**21 J**	**49**	**ug/kg**	**12**
Benzene	ND	12	ug/kg	1.6
Bromodichloromethane	ND	12	ug/kg	1.4
Bromoform	ND	12	ug/kg	1.1
Bromomethane	ND	12	ug/kg	1.8
2-Butanone	ND	12	ug/kg	2.1
Carbon disulfide	ND	12	ug/kg	1.2
Carbon tetrachloride	ND	12	ug/kg	1.1
Chlorobenzene	ND	12	ug/kg	1.8
Chloroethane	ND	12	ug/kg	3.8
Chloroform	ND	12	ug/kg	1.4
Chloromethane	ND	12	ug/kg	2.1
Cyclohexane	ND	12	ug/kg	0.90
Dibromochloromethane	ND	12	ug/kg	1.7
1,2-Dibromo-3-chloro-propane	ND	12	ug/kg	1.8
1,2-Dibromoethane	ND	12	ug/kg	2.1
1,3-Dichlorobenzene	ND	12	ug/kg	1.6
1,4-Dichlorobenzene	ND	12	ug/kg	1.5
1,2-Dichlorobenzene	ND	12	ug/kg	1.9
Dichlorodifluoromethane	ND	12	ug/kg	1.6
1,1-Dichloroethane	ND	12	ug/kg	1.4
1,2-Dichloroethane	ND	12	ug/kg	1.5
1,1-Dichloroethene	ND	12	ug/kg	2.1
cis-1,2-Dichloroethene	ND	12	ug/kg	1.7
trans-1,2-Dichloroethene	ND	12	ug/kg	1.4
1,2-Dichloropropane	ND	12	ug/kg	1.3
cis-1,3-Dichloropropene	ND	12	ug/kg	1.6
trans-1,3-Dichloropropene	ND	12	ug/kg	1.5
Ethylbenzene	ND	12	ug/kg	1.6
2-Hexanone	ND	12	ug/kg	1.7
Isopropylbenzene	ND	12	ug/kg	1.6
Methyl acetate	ND	12	ug/kg	2.2
Methylene chloride	ND	12	ug/kg	1.6
Methylcyclohexane	ND	12	ug/kg	1.8
4-Methyl-2-pentanone	ND	12	ug/kg	1.6
Methyl tert-butyl ether	ND	12	ug/kg	1.8

(Continued on next page)

Tetra Tech NUS, Inc

Client Sample ID: FMC-III-SED-30C

GC/MS Volatiles

Lot-Sample #...: C8H010190-017 **Work Order #...:** KTHHV1AE **Matrix.....:** SOLID

PARAMETER	RESULT	REPORTING LIMIT	UNITS	MDL
Styrene	ND	12	ug/kg	1.3
1,1,2,2-Tetrachloroethane	ND	12	ug/kg	1.7
1,2,4-Trichloro-benzene	ND	12	ug/kg	2.1
Tetrachloroethene	ND	12	ug/kg	1.7
1,1,1-Trichloroethane	ND	12	ug/kg	1.2
1,1,2-Trichloroethane	ND	12	ug/kg	2.0
Trichloroethene	ND	12	ug/kg	1.6
Trichlorofluoromethane	ND	12	ug/kg	2.2
1,1,2-Trichloro-1,2,2-trifluoroethane	ND	12	ug/kg	2.6
Toluene	ND	12	ug/kg	1.8
Vinyl chloride	ND	12	ug/kg	1.1
Xylenes (total)	ND	36	ug/kg	5.4

SURROGATE	PERCENT RECOVERY	RECOVERY LIMITS
1,2-Dichloroethane-d4	108	(52 - 124)
Toluene-d8	94	(72 - 127)
4-Bromofluorobenzene	93	(63 - 120)
Dibromofluoromethane	97	(68 - 121)

NOTE(S):

Results and reporting limits have been adjusted for dry weight.

J Estimated result. Result is less than RL.

Tetra Tech NUS, Inc

Client Sample ID: FMC-III-SED-32A

GC/MS Volatiles

Lot-Sample #...: C8H010190-018	**Work Order #...:** KTHHW1AE	**Matrix.....:** SOLID
Date Sampled...: 07/31/08	**Date Received..:** 08/01/08	**MS Run #.....:** 8219016
Prep Date.....: 08/06/08	**Analysis Date..:** 08/06/08	
Prep Batch #...: 8219033	**Analysis Time..:** 15:03	
Dilution Factor: 1	**Initial Wgt/Vol:** 5 g	**Final Wgt/Vol..:** 5 mL
% Moisture.....: 73	**Analyst ID.....:** 010099	**Instrument ID..:** HP3
	Method.....: SW846 8260B	

PARAMETER	RESULT	REPORTING LIMIT	UNITS	MDL
Acetone	ND	73	ug/kg	18
Benzene	ND	18	ug/kg	2.5
Bromodichloromethane	ND	18	ug/kg	2.0
Bromoform	ND	18	ug/kg	1.6
Bromomethane	ND	18	ug/kg	2.7
2-Butanone	ND	18	ug/kg	3.2
Carbon disulfide	ND	18	ug/kg	1.9
Carbon tetrachloride	ND	18	ug/kg	1.6
Chlorobenzene	ND	18	ug/kg	2.8
Chloroethane	ND	18	ug/kg	5.7
Chloroform	ND	18	ug/kg	2.1
Chloromethane	ND	18	ug/kg	3.1
Cyclohexane	ND	18	ug/kg	1.4
Dibromochloromethane	ND	18	ug/kg	2.6
1,2-Dibromo-3-chloro-propane	ND	18	ug/kg	2.7
1,2-Dibromoethane	ND	18	ug/kg	3.1
1,3-Dichlorobenzene	ND	18	ug/kg	2.4
1,4-Dichlorobenzene	ND	18	ug/kg	2.3
1,2-Dichlorobenzene	ND	18	ug/kg	2.9
Dichlorodifluoromethane	ND	18	ug/kg	2.4
1,1-Dichloroethane	ND	18	ug/kg	2.1
1,2-Dichloroethane	ND	18	ug/kg	2.2
1,1-Dichloroethene	ND	18	ug/kg	3.1
cis-1,2-Dichloroethene	ND	18	ug/kg	2.6
trans-1,2-Dichloroethene	ND	18	ug/kg	2.2
1,2-Dichloropropane	ND	18	ug/kg	2.0
cis-1,3-Dichloropropene	ND	18	ug/kg	2.5
trans-1,3-Dichloropropene	ND	18	ug/kg	2.2
Ethylbenzene	ND	18	ug/kg	2.3
2-Hexanone	ND	18	ug/kg	2.5
Isopropylbenzene	ND	18	ug/kg	2.5
Methyl acetate	ND	18	ug/kg	3.3
Methylene chloride	ND	18	ug/kg	2.5
Methylcyclohexane	ND	18	ug/kg	2.6
4-Methyl-2-pentanone	ND	18	ug/kg	2.4
Methyl tert-butyl ether	ND	18	ug/kg	2.7

(Continued on next page)

Tetra Tech NUS, Inc

Client Sample ID: FMC-III-SED-32A

GC/MS Volatiles

Lot-Sample #...: C8H010190-018 **Work Order #...:** KTHHW1AE **Matrix.....:** SOLID

PARAMETER	RESULT	REPORTING LIMIT	UNITS	MDL
Styrene	ND	18	ug/kg	1.9
1,1,2,2-Tetrachloroethane	ND	18	ug/kg	2.6
1,2,4-Trichloro-benzene	ND	18	ug/kg	3.2
Tetrachloroethene	ND	18	ug/kg	2.5
1,1,1-Trichloroethane	ND	18	ug/kg	1.8
1,1,2-Trichloroethane	ND	18	ug/kg	3.0
Trichloroethene	ND	18	ug/kg	2.4
Trichlorofluoromethane	ND	18	ug/kg	3.4
1,1,2-Trichloro-1,2,2-trifluoroethane	ND	18	ug/kg	3.9
Toluene	ND	18	ug/kg	2.7
Vinyl chloride	ND	18	ug/kg	1.7
Xylenes (total)	ND	55	ug/kg	8.2

SURROGATE	PERCENT RECOVERY	RECOVERY LIMITS
1,2-Dichloroethane-d4	106	(52 - 124)
Toluene-d8	95	(72 - 127)
4-Bromofluorobenzene	92	(63 - 120)
Dibromofluoromethane	98	(68 - 121)

NOTE(S):

Results and reporting limits have been adjusted for dry weight.

Tetra Tech NUS, Inc

Client Sample ID: FMC-III-SED-32B

GC/MS Volatiles

Lot-Sample #...:	C8H010190-019	**Work Order #...:**	KTHH01AE	**Matrix.....:**	SOLID
Date Sampled...:	07/31/08	**Date Received..:**	08/01/08	**MS Run #.....:**	8219016
Prep Date.....:	08/06/08	**Analysis Date..:**	08/06/08		
Prep Batch #...:	8219033	**Analysis Time..:**	15:28		
Dilution Factor:	1	**Initial Wgt/Vol:**	5 g	**Final Wgt/Vol..:**	5 mL
% Moisture.....:	70	**Analyst ID.....:**	010099	**Instrument ID..:**	HP3
		Method.....:	SW846 8260B		

PARAMETER	RESULT	REPORTING LIMIT	UNITS	MDL
Acetone	**41 J**	**67**	**ug/kg**	**17**
Benzene	ND	17	ug/kg	2.3
Bromodichloromethane	ND	17	ug/kg	1.9
Bromoform	ND	17	ug/kg	1.5
Bromomethane	ND	17	ug/kg	2.5
2-Butanone	ND	17	ug/kg	3.0
Carbon disulfide	ND	17	ug/kg	1.7
Carbon tetrachloride	ND	17	ug/kg	1.5
Chlorobenzene	ND	17	ug/kg	2.5
Chloroethane	ND	17	ug/kg	5.2
Chloroform	ND	17	ug/kg	2.0
Chloromethane	ND	17	ug/kg	2.9
Cyclohexane	ND	17	ug/kg	1.2
Dibromochloromethane	ND	17	ug/kg	2.4
1,2-Dibromo-3-chloro-propane	ND	17	ug/kg	2.5
1,2-Dibromoethane	ND	17	ug/kg	2.9
1,3-Dichlorobenzene	ND	17	ug/kg	2.2
1,4-Dichlorobenzene	ND	17	ug/kg	2.1
1,2-Dichlorobenzene	ND	17	ug/kg	2.7
Dichlorodifluoromethane	ND	17	ug/kg	2.2
1,1-Dichloroethane	ND	17	ug/kg	1.9
1,2-Dichloroethane	ND	17	ug/kg	2.1
1,1-Dichloroethene	ND	17	ug/kg	2.8
cis-1,2-Dichloroethene	ND	17	ug/kg	2.4
trans-1,2-Dichloroethene	ND	17	ug/kg	2.0
1,2-Dichloropropane	ND	17	ug/kg	1.8
cis-1,3-Dichloropropene	ND	17	ug/kg	2.3
trans-1,3-Dichloropropene	ND	17	ug/kg	2.0
Ethylbenzene	ND	17	ug/kg	2.2
2-Hexanone	ND	17	ug/kg	2.3
Isopropylbenzene	ND	17	ug/kg	2.3
Methyl acetate	ND	17	ug/kg	3.0
Methylene chloride	ND	17	ug/kg	2.3
Methylcyclohexane	ND	17	ug/kg	2.4
4-Methyl-2-pentanone	ND	17	ug/kg	2.2
Methyl tert-butyl ether	ND	17	ug/kg	2.5

(Continued on next page)

Tetra Tech NUS, Inc

Client Sample ID: FMC-III-SED-32B

GC/MS Volatiles

Lot-Sample #...: C8H010190-019 **Work Order #...:** KTHH01AE **Matrix.....:** SOLID

PARAMETER	RESULT	REPORTING LIMIT	UNITS	MDL
Styrene	ND	17	ug/kg	1.8
1,1,2,2-Tetrachloroethane	ND	17	ug/kg	2.4
1,2,4-Trichloro-benzene	ND	17	ug/kg	3.0
Tetrachloroethene	ND	17	ug/kg	2.3
1,1,1-Trichloroethane	ND	17	ug/kg	1.6
1,1,2-Trichloroethane	ND	17	ug/kg	2.8
Trichloroethene	ND	17	ug/kg	2.2
Trichlorofluoromethane	ND	17	ug/kg	3.1
1,1,2-Trichloro-1,2,2-trifluoroethane	ND	17	ug/kg	3.6
Toluene	**7.6 J**	**17**	**ug/kg**	**2.4**
Vinyl chloride	ND	17	ug/kg	1.6
Xylenes (total)	ND	50	ug/kg	7.5

SURROGATE	PERCENT RECOVERY	RECOVERY LIMITS
1,2-Dichloroethane-d4	108	(52 - 124)
Toluene-d8	95	(72 - 127)
4-Bromofluorobenzene	94	(63 - 120)
Dibromofluoromethane	100	(68 - 121)

NOTE(S):

Results and reporting limits have been adjusted for dry weight.

J Estimated result. Result is less than RL.

Tetra Tech NUS, Inc

Client Sample ID: FMC-III-SED-32C

GC/MS Volatiles

Lot-Sample #...:	C8H010190-020	**Work Order #...:**	KTHH21AE	**Matrix.....:**	SOLID
Date Sampled...:	07/31/08	**Date Received..:**	08/01/08	**MS Run #.....:**	8220037
Prep Date.....:	08/07/08	**Analysis Date..:**	08/07/08		
Prep Batch #...:	8220067	**Analysis Time..:**	07:13		
Dilution Factor:	1	**Initial Wgt/Vol:**	5 g	**Final Wgt/Vol..:**	5 mL
% Moisture.....:	64	**Analyst ID.....:**	010099	**Instrument ID..:**	HP3
		Method.....:	SW846 8260B		

PARAMETER	RESULT	REPORTING LIMIT	UNITS	MDL
Acetone	ND	56	ug/kg	14
Benzene	ND	14	ug/kg	1.9
Bromodichloromethane	ND	14	ug/kg	1.6
Bromoform	ND	14	ug/kg	1.2
Bromomethane	ND	14	ug/kg	2.1
2-Butanone	ND	14	ug/kg	2.5
Carbon disulfide	ND	14	ug/kg	1.4
Carbon tetrachloride	ND	14	ug/kg	1.2
Chlorobenzene	ND	14	ug/kg	2.1
Chloroethane	ND	14	ug/kg	4.3
Chloroform	ND	14	ug/kg	1.6
Chloromethane	ND	14	ug/kg	2.4
Cyclohexane	ND	14	ug/kg	1.0
Dibromochloromethane	ND	14	ug/kg	2.0
1,2-Dibromo-3-chloro-propane	ND	14	ug/kg	2.1
1,2-Dibromoethane	ND	14	ug/kg	2.4
1,3-Dichlorobenzene	ND	14	ug/kg	1.8
1,4-Dichlorobenzene	ND	14	ug/kg	1.8
1,2-Dichlorobenzene	ND	14	ug/kg	2.2
Dichlorodifluoromethane	ND	14	ug/kg	1.9
1,1-Dichloroethane	ND	14	ug/kg	1.6
1,2-Dichloroethane	ND	14	ug/kg	1.7
1,1-Dichloroethene	ND	14	ug/kg	2.4
cis-1,2-Dichloroethene	ND	14	ug/kg	2.0
trans-1,2-Dichloroethene	ND	14	ug/kg	1.7
1,2-Dichloropropane	ND	14	ug/kg	1.5
cis-1,3-Dichloropropene	ND	14	ug/kg	1.9
trans-1,3-Dichloropropene	ND	14	ug/kg	1.7
Ethylbenzene	ND	14	ug/kg	1.8
2-Hexanone	ND	14	ug/kg	1.9
Isopropylbenzene	ND	14	ug/kg	1.9
Methyl acetate	ND	14	ug/kg	2.5
Methylene chloride	ND	14	ug/kg	1.9
Methylcyclohexane	ND	14	ug/kg	2.0
4-Methyl-2-pentanone	ND	14	ug/kg	1.8
Methyl tert-butyl ether	ND	14	ug/kg	2.1

(Continued on next page)

Tetra Tech NUS, Inc

Client Sample ID: FMC-III-SED-32C

GC/MS Volatiles

Lot-Sample #...: C8H010190-020 **Work Order #...:** KTHH21AE **Matrix.....:** SOLID

PARAMETER	RESULT	REPORTING LIMIT	UNITS	MDL
Styrene	ND	14	ug/kg	1.5
1,1,2,2-Tetrachloroethane	ND	14	ug/kg	2.0
1,2,4-Trichloro-benzene	ND	14	ug/kg	2.5
Tetrachloroethene	ND	14	ug/kg	1.9
1,1,1-Trichloroethane	ND	14	ug/kg	1.4
1,1,2-Trichloroethane	ND	14	ug/kg	2.3
Trichloroethene	ND	14	ug/kg	1.8
Trichlorofluoromethane	ND	14	ug/kg	2.6
1,1,2-Trichloro-1,2,2-trifluoroethane	ND	14	ug/kg	3.0
Toluene	ND	14	ug/kg	2.0
Vinyl chloride	ND	14	ug/kg	1.3
Xylenes (total)	ND	42	ug/kg	6.3

SURROGATE	PERCENT RECOVERY	RECOVERY LIMITS
1,2-Dichloroethane-d4	96	(52 - 124)
Toluene-d8	89	(72 - 127)
4-Bromofluorobenzene	84	(63 - 120)
Dibromofluoromethane	94	(68 - 121)

NOTE(S):

Results and reporting limits have been adjusted for dry weight.

Tetra Tech NUS, Inc

Client Sample ID: FMC-III-SED-35A

GC/MS Volatiles

Lot-Sample #...: C8H010190-021	**Work Order #...:** KTHH31AE	**Matrix.....:** SOLID
Date Sampled...: 07/31/08	**Date Received..:** 08/01/08	**MS Run #.....:** 8220037
Prep Date.....: 08/07/08	**Analysis Date..:** 08/07/08	
Prep Batch #...: 8220067	**Analysis Time..:** 07:38	
Dilution Factor: 1	**Initial Wgt/Vol:** 5 g	**Final Wgt/Vol..:** 5 mL
% Moisture.....: 68	**Analyst ID.....:** 010099	**Instrument ID..:** HP3
	Method.....: SW846 8260B	

PARAMETER	RESULT	REPORTING LIMIT	UNITS	MDL
Acetone	ND	63	ug/kg	16
Benzene	ND	16	ug/kg	2.1
Bromodichloromethane	ND	16	ug/kg	1.8
Bromoform	ND	16	ug/kg	1.4
Bromomethane	ND	16	ug/kg	2.3
2-Butanone	ND	16	ug/kg	2.8
Carbon disulfide	ND	16	ug/kg	1.6
Carbon tetrachloride	ND	16	ug/kg	1.4
Chlorobenzene	ND	16	ug/kg	2.4
Chloroethane	ND	16	ug/kg	4.9
Chloroform	ND	16	ug/kg	1.9
Chloromethane	ND	16	ug/kg	2.7
Cyclohexane	ND	16	ug/kg	1.2
Dibromochloromethane	ND	16	ug/kg	2.2
1,2-Dibromo-3-chloro-propane	ND	16	ug/kg	2.4
1,2-Dibromoethane	ND	16	ug/kg	2.7
1,3-Dichlorobenzene	ND	16	ug/kg	2.1
1,4-Dichlorobenzene	ND	16	ug/kg	2.0
1,2-Dichlorobenzene	ND	16	ug/kg	2.5
Dichlorodifluoromethane	ND	16	ug/kg	2.1
1,1-Dichloroethane	ND	16	ug/kg	1.8
1,2-Dichloroethane	ND	16	ug/kg	1.9
1,1-Dichloroethene	ND	16	ug/kg	2.7
cis-1,2-Dichloroethene	ND	16	ug/kg	2.2
trans-1,2-Dichloroethene	ND	16	ug/kg	1.9
1,2-Dichloropropane	ND	16	ug/kg	1.7
cis-1,3-Dichloropropene	ND	16	ug/kg	2.1
trans-1,3-Dichloropropene	ND	16	ug/kg	1.9
Ethylbenzene	ND	16	ug/kg	2.0
2-Hexanone	ND	16	ug/kg	2.2
Isopropylbenzene	ND	16	ug/kg	2.1
Methyl acetate	ND	16	ug/kg	2.9
Methylene chloride	ND	16	ug/kg	2.1
Methylcyclohexane	ND	16	ug/kg	2.3
4-Methyl-2-pentanone	ND	16	ug/kg	2.1
Methyl tert-butyl ether	ND	16	ug/kg	2.4

(Continued on next page)

Tetra Tech NUS, Inc

Client Sample ID: FMC-III-SED-35A

GC/MS Volatiles

Lot-Sample #...: C8H010190-021 Work Order #...: KTHH31AE Matrix.....: SOLID

PARAMETER	RESULT	REPORTING LIMIT	UNITS	MDL
Styrene	ND	16	ug/kg	1.7
1,1,2,2-Tetrachloroethane	ND	16	ug/kg	2.3
1,2,4-Trichloro-benzene	ND	16	ug/kg	2.8
Tetrachloroethene	ND	16	ug/kg	2.2
1,1,1-Trichloroethane	ND	16	ug/kg	1.5
1,1,2-Trichloroethane	ND	16	ug/kg	2.6
Trichloroethene	ND	16	ug/kg	2.1
Trichlorofluoromethane	ND	16	ug/kg	2.9
1,1,2-Trichloro-1,2,2-trifluoroethane	ND	16	ug/kg	3.4
Toluene	ND	16	ug/kg	2.3
Vinyl chloride	ND	16	ug/kg	1.5
Xylenes (total)	ND	48	ug/kg	7.1

SURROGATE	PERCENT RECOVERY	RECOVERY LIMITS
1,2-Dichloroethane-d4	97	(52 - 124)
Toluene-d8	90	(72 - 127)
4-Bromofluorobenzene	85	(63 - 120)
Dibromofluoromethane	92	(68 - 121)

NOTE(S):

Results and reporting limits have been adjusted for dry weight.

Tetra Tech NUS, Inc

Client Sample ID: FMC-III-SED-35B

GC/MS Volatiles

Lot-Sample #...:	C8H010190-022	**Work Order #...:**	KTHH41AE	**Matrix.....:**	SOLID
Date Sampled...:	07/31/08	**Date Received..:**	08/01/08	**MS Run #.....:**	8220037
Prep Date.....:	08/07/08	**Analysis Date..:**	08/07/08		
Prep Batch #...:	8220067	**Analysis Time..:**	08:03		
Dilution Factor:	1	**Initial Wgt/Vol:**	5 g	**Final Wgt/Vol..:**	5 mL
% Moisture.....:	64	**Analyst ID.....:**	010099	**Instrument ID..:**	HP3
		Method.....:	SW846 8260B		

PARAMETER	RESULT	REPORTING LIMIT	UNITS	MDL
Acetone	ND	55	ug/kg	14
Benzene	ND	14	ug/kg	1.9
Bromodichloromethane	ND	14	ug/kg	1.5
Bromoform	ND	14	ug/kg	1.2
Bromomethane	ND	14	ug/kg	2.0
2-Butanone	ND	14	ug/kg	2.4
Carbon disulfide	ND	14	ug/kg	1.4
Carbon tetrachloride	ND	14	ug/kg	1.2
Chlorobenzene	ND	14	ug/kg	2.1
Chloroethane	ND	14	ug/kg	4.3
Chloroform	ND	14	ug/kg	1.6
Chloromethane	ND	14	ug/kg	2.3
Cyclohexane	ND	14	ug/kg	1.0
Dibromochloromethane	ND	14	ug/kg	2.0
1,2-Dibromo-3-chloro-propane	ND	14	ug/kg	2.1
1,2-Dibromoethane	ND	14	ug/kg	2.4
1,3-Dichlorobenzene	ND	14	ug/kg	1.8
1,4-Dichlorobenzene	ND	14	ug/kg	1.8
1,2-Dichlorobenzene	ND	14	ug/kg	2.2
Dichlorodifluoromethane	ND	14	ug/kg	1.8
1,1-Dichloroethane	ND	14	ug/kg	1.6
1,2-Dichloroethane	ND	14	ug/kg	1.7
1,1-Dichloroethene	ND	14	ug/kg	2.3
cis-1,2-Dichloroethene	ND	14	ug/kg	1.9
trans-1,2-Dichloroethene	ND	14	ug/kg	1.6
1,2-Dichloropropane	ND	14	ug/kg	1.5
cis-1,3-Dichloropropene	ND	14	ug/kg	1.9
trans-1,3-Dichloropropene	ND	14	ug/kg	1.6
Ethylbenzene	ND	14	ug/kg	1.8
2-Hexanone	ND	14	ug/kg	1.9
Isopropylbenzene	ND	14	ug/kg	1.9
Methyl acetate	ND	14	ug/kg	2.5
Methylene chloride	ND	14	ug/kg	1.9
Methylcyclohexane	ND	14	ug/kg	2.0
4-Methyl-2-pentanone	ND	14	ug/kg	1.8
Methyl tert-butyl ether	ND	14	ug/kg	2.1

(Continued on next page)

Tetra Tech NUS, Inc

Client Sample ID: FMC-III-SED-35B

GC/MS Volatiles

Lot-Sample #...: C8H010190-022 **Work Order #...:** KTHH41AE **Matrix.....:** SOLID

PARAMETER	RESULT	REPORTING LIMIT	UNITS	MDL
Styrene	ND	14	ug/kg	1.5
1,1,2,2-Tetrachloroethane	ND	14	ug/kg	2.0
1,2,4-Trichloro-benzene	ND	14	ug/kg	2.4
Tetrachloroethene	ND	14	ug/kg	1.9
1,1,1-Trichloroethane	ND	14	ug/kg	1.3
1,1,2-Trichloroethane	ND	14	ug/kg	2.3
Trichloroethene	ND	14	ug/kg	1.8
Trichlorofluoromethane	ND	14	ug/kg	2.5
1,1,2-Trichloro-1,2,2-trifluoroethane	ND	14	ug/kg	2.9
Toluene	ND	14	ug/kg	2.0
Vinyl chloride	ND	14	ug/kg	1.3
Xylenes (total)	ND	41	ug/kg	6.2

SURROGATE	PERCENT RECOVERY	RECOVERY LIMITS
1,2-Dichloroethane-d4	98	(52 - 124)
Toluene-d8	91	(72 - 127)
4-Bromofluorobenzene	90	(63 - 120)
Dibromofluoromethane	95	(68 - 121)

NOTE(S):

Results and reporting limits have been adjusted for dry weight.

Tetra Tech NUS, Inc

Client Sample ID: FMC-III-SED-35C

GC/MS Volatiles

Lot-Sample #...: C8H010190-023	**Work Order #...:** KTHH51AE	**Matrix.....:** SOLID
Date Sampled...: 07/31/08	**Date Received..:** 08/01/08	**MS Run #.....:** 8220037
Prep Date.....: 08/07/08	**Analysis Date..:** 08/07/08	
Prep Batch #...: 8220067	**Analysis Time..:** 10:05	
Dilution Factor: 1	**Initial Wgt/Vol:** 5 g	**Final Wgt/Vol..:** 5 mL
% Moisture.....: 59	**Analyst ID.....:** 010099	**Instrument ID..:** HP3
	Method.....: SW846 8260B	

PARAMETER	RESULT	REPORTING LIMIT	UNITS	MDL
Acetone	**15 J**	**49**	**ug/kg**	**12**
Benzene	ND	12	ug/kg	1.7
Bromodichloromethane	ND	12	ug/kg	1.4
Bromoform	ND	12	ug/kg	1.1
Bromomethane	ND	12	ug/kg	1.8
2-Butanone	ND	12	ug/kg	2.2
Carbon disulfide	ND	12	ug/kg	1.3
Carbon tetrachloride	ND	12	ug/kg	1.1
Chlorobenzene	ND	12	ug/kg	1.9
Chloroethane	ND	12	ug/kg	3.8
Chloroform	ND	12	ug/kg	1.4
Chloromethane	ND	12	ug/kg	2.1
Cyclohexane	ND	12	ug/kg	0.91
Dibromochloromethane	ND	12	ug/kg	1.7
1,2-Dibromo-3-chloro-propane	ND	12	ug/kg	1.8
1,2-Dibromoethane	ND	12	ug/kg	2.1
1,3-Dichlorobenzene	ND	12	ug/kg	1.6
1,4-Dichlorobenzene	ND	12	ug/kg	1.6
1,2-Dichlorobenzene	ND	12	ug/kg	2.0
Dichlorodifluoromethane	ND	12	ug/kg	1.6
1,1-Dichloroethane	ND	12	ug/kg	1.4
1,2-Dichloroethane	ND	12	ug/kg	1.5
1,1-Dichloroethene	ND	12	ug/kg	2.1
cis-1,2-Dichloroethene	ND	12	ug/kg	1.7
trans-1,2-Dichloroethene	ND	12	ug/kg	1.5
1,2-Dichloropropane	ND	12	ug/kg	1.3
cis-1,3-Dichloropropene	ND	12	ug/kg	1.7
trans-1,3-Dichloropropene	ND	12	ug/kg	1.5
Ethylbenzene	ND	12	ug/kg	1.6
2-Hexanone	ND	12	ug/kg	1.7
Isopropylbenzene	ND	12	ug/kg	1.7
Methyl acetate	ND	12	ug/kg	2.2
Methylene chloride	ND	12	ug/kg	1.6
Methylcyclohexane	ND	12	ug/kg	1.8
4-Methyl-2-pentanone	ND	12	ug/kg	1.6
Methyl tert-butyl ether	ND	12	ug/kg	1.8

(Continued on next page)

Tetra Tech NUS, Inc

Client Sample ID: FMC-III-SED-35C

GC/MS Volatiles

Lot-Sample #...: C8H010190-023 **Work Order #...:** KTHH51AE **Matrix.....:** SOLID

PARAMETER	RESULT	REPORTING LIMIT	UNITS	MDL
Styrene	ND	12	ug/kg	1.3
1,1,2,2-Tetrachloroethane	ND	12	ug/kg	1.8
1,2,4-Trichloro-benzene	ND	12	ug/kg	2.2
Tetrachloroethene	ND	12	ug/kg	1.7
1,1,1-Trichloroethane	ND	12	ug/kg	1.2
1,1,2-Trichloroethane	ND	12	ug/kg	2.0
Trichloroethene	ND	12	ug/kg	1.6
Trichlorofluoromethane	ND	12	ug/kg	2.2
1,1,2-Trichloro-1,2,2-trifluoroethane	ND	12	ug/kg	2.6
Toluene	ND	12	ug/kg	1.8
Vinyl chloride	ND	12	ug/kg	1.1
Xylenes (total)	ND	37	ug/kg	5.5

SURROGATE	PERCENT RECOVERY	RECOVERY LIMITS
1,2-Dichloroethane-d4	103	(52 - 124)
Toluene-d8	95	(72 - 127)
4-Bromofluorobenzene	91	(63 - 120)
Dibromofluoromethane	95	(68 - 121)

NOTE(S):

Results and reporting limits have been adjusted for dry weight.

J Estimated result. Result is less than RL.

Tetra Tech NUS, Inc

Client Sample ID: FMC-III-SED-9B

GC/MS Volatiles

Lot-Sample #...:	C8H010190-005	**Work Order #...:**	KTHG81AE	**Matrix.....:**	SOLID
Date Sampled...:	07/31/08	**Date Received..:**	08/01/08	**MS Run #.....:**	8219016
Prep Date.....:	08/06/08	**Analysis Date..:**	08/06/08		
Prep Batch #...:	8219033	**Analysis Time..:**	09:44		
Dilution Factor:	1	**Initial Wgt/Vol:**	5 g	**Final Wgt/Vol..:**	5 mL
% Moisture.....:	70	**Analyst ID.....:**	010099	**Instrument ID..:**	HP3
		Method.....:	SW846 8260B		

PARAMETER	RESULT	REPORTING LIMIT	UNITS	MDL
Acetone	ND	66	ug/kg	16
Benzene	ND	16	ug/kg	2.2
Bromodichloromethane	ND	16	ug/kg	1.9
Bromoform	ND	16	ug/kg	1.5
Bromomethane	ND	16	ug/kg	2.4
2-Butanone	ND	16	ug/kg	2.9
Carbon disulfide	ND	16	ug/kg	1.7
Carbon tetrachloride	ND	16	ug/kg	1.5
Chlorobenzene	ND	16	ug/kg	2.5
Chloroethane	ND	16	ug/kg	5.1
Chloroform	ND	16	ug/kg	1.9
Chloromethane	ND	16	ug/kg	2.8
Cyclohexane	ND	16	ug/kg	1.2
Dibromochloromethane	ND	16	ug/kg	2.3
1,2-Dibromo-3-chloro-propane	ND	16	ug/kg	2.5
1,2-Dibromoethane	ND	16	ug/kg	2.8
1,3-Dichlorobenzene	ND	16	ug/kg	2.2
1,4-Dichlorobenzene	ND	16	ug/kg	2.1
1,2-Dichlorobenzene	ND	16	ug/kg	2.6
Dichlorodifluoromethane	ND	16	ug/kg	2.2
1,1-Dichloroethane	ND	16	ug/kg	1.9
1,2-Dichloroethane	ND	16	ug/kg	2.0
1,1-Dichloroethene	ND	16	ug/kg	2.8
cis-1,2-Dichloroethene	ND	16	ug/kg	2.3
trans-1,2-Dichloroethene	ND	16	ug/kg	2.0
1,2-Dichloropropane	ND	16	ug/kg	1.8
cis-1,3-Dichloropropene	ND	16	ug/kg	2.2
trans-1,3-Dichloropropene	ND	16	ug/kg	2.0
Ethylbenzene	ND	16	ug/kg	2.1
2-Hexanone	ND	16	ug/kg	2.3
Isopropylbenzene	ND	16	ug/kg	2.2
Methyl acetate	ND	16	ug/kg	3.0
Methylene chloride	ND	16	ug/kg	2.2
Methylcyclohexane	ND	16	ug/kg	2.4
4-Methyl-2-pentanone	ND	16	ug/kg	2.2
Methyl tert-butyl ether	ND	16	ug/kg	2.5

(Continued on next page)

Tetra Tech NUS, Inc

Client Sample ID: FMC-III-SED-9B

GC/MS Volatiles

Lot-Sample #...: C8H010190-005 **Work Order #...:** KTHG81AE **Matrix.....:** SOLID

PARAMETER	RESULT	REPORTING LIMIT	UNITS	MDL
Styrene	ND	16	ug/kg	1.8
1,1,2,2-Tetrachloroethane	ND	16	ug/kg	2.4
1,2,4-Trichloro-benzene	ND	16	ug/kg	2.9
Tetrachloroethene	ND	16	ug/kg	2.2
1,1,1-Trichloroethane	ND	16	ug/kg	1.6
1,1,2-Trichloroethane	ND	16	ug/kg	2.7
Trichloroethene	ND	16	ug/kg	2.2
Trichlorofluoromethane	ND	16	ug/kg	3.0
1,1,2-Trichloro-1,2,2-trifluoroethane	ND	16	ug/kg	3.5
Toluene	ND	16	ug/kg	2.4
Vinyl chloride	ND	16	ug/kg	1.5
Xylenes (total)	ND	49	ug/kg	7.4

SURROGATE	PERCENT RECOVERY	RECOVERY LIMITS
1,2-Dichloroethane-d4	105	(52 - 124)
Toluene-d8	94	(72 - 127)
4-Bromofluorobenzene	91	(63 - 120)
Dibromofluoromethane	96	(68 - 121)

NOTE(S):

Results and reporting limits have been adjusted for dry weight.

Tetra Tech NUS, Inc

Client Sample ID: FMC-III-SED-9C

GC/MS Volatiles

Lot-Sample #...:	C8H010190-006	**Work Order #...:**	KTHHA1AE	**Matrix.....:**	SOLID
Date Sampled...:	07/31/08	**Date Received..:**	08/01/08	**MS Run #.....:**	8219016
Prep Date.....:	08/06/08	**Analysis Date..:**	08/06/08		
Prep Batch #...:	8219033	**Analysis Time..:**	10:08		
Dilution Factor:	1	**Initial Wgt/Vol:**	5 g	**Final Wgt/Vol..:**	5 mL
% Moisture.....:	66	**Analyst ID.....:**	010099	**Instrument ID..:**	HP3
		Method.....:	SW846 8260B		

PARAMETER	RESULT	REPORTING LIMIT	UNITS	MDL
Acetone	ND	58	ug/kg	15
Benzene	ND	15	ug/kg	2.0
Bromodichloromethane	ND	15	ug/kg	1.6
Bromoform	ND	15	ug/kg	1.3
Bromomethane	ND	15	ug/kg	2.2
2-Butanone	ND	15	ug/kg	2.6
Carbon disulfide	ND	15	ug/kg	1.5
Carbon tetrachloride	ND	15	ug/kg	1.3
Chlorobenzene	ND	15	ug/kg	2.2
Chloroethane	ND	15	ug/kg	4.5
Chloroform	ND	15	ug/kg	1.7
Chloromethane	ND	15	ug/kg	2.5
Cyclohexane	ND	15	ug/kg	1.1
Dibromochloromethane	ND	15	ug/kg	2.1
1,2-Dibromo-3-chloro-propane	ND	15	ug/kg	2.2
1,2-Dibromoethane	ND	15	ug/kg	2.5
1,3-Dichlorobenzene	ND	15	ug/kg	1.9
1,4-Dichlorobenzene	ND	15	ug/kg	1.9
1,2-Dichlorobenzene	ND	15	ug/kg	2.3
Dichlorodifluoromethane	ND	15	ug/kg	1.9
1,1-Dichloroethane	ND	15	ug/kg	1.7
1,2-Dichloroethane	ND	15	ug/kg	1.8
1,1-Dichloroethene	ND	15	ug/kg	2.5
cis-1,2-Dichloroethene	ND	15	ug/kg	2.1
trans-1,2-Dichloroethene	ND	15	ug/kg	1.7
1,2-Dichloropropane	ND	15	ug/kg	1.6
cis-1,3-Dichloropropene	ND	15	ug/kg	2.0
trans-1,3-Dichloropropene	ND	15	ug/kg	1.7
Ethylbenzene	ND	15	ug/kg	1.9
2-Hexanone	ND	15	ug/kg	2.0
Isopropylbenzene	ND	15	ug/kg	2.0
Methyl acetate	ND	15	ug/kg	2.6
Methylene chloride	ND	15	ug/kg	2.0
Methylcyclohexane	ND	15	ug/kg	2.1
4-Methyl-2-pentanone	ND	15	ug/kg	1.9
Methyl tert-butyl ether	ND	15	ug/kg	2.2

(Continued on next page)

Tetra Tech NUS, Inc

Client Sample ID: FMC-III-SED-9C

GC/MS Volatiles

Lot-Sample #...: C8H010190-006 **Work Order #...:** KTHHA1AE **Matrix.....:** SOLID

PARAMETER	RESULT	REPORTING LIMIT	UNITS	MDL
Styrene	ND	15	ug/kg	1.6
1,1,2,2-Tetrachloroethane	ND	15	ug/kg	2.1
1,2,4-Trichloro-benzene	ND	15	ug/kg	2.6
Tetrachloroethene	ND	15	ug/kg	2.0
1,1,1-Trichloroethane	ND	15	ug/kg	1.4
1,1,2-Trichloroethane	ND	15	ug/kg	2.4
Trichloroethene	ND	15	ug/kg	1.9
Trichlorofluoromethane	ND	15	ug/kg	2.7
1,1,2-Trichloro-1,2,2-trifluoroethane	ND	15	ug/kg	3.1
Toluene	ND	15	ug/kg	2.1
Vinyl chloride	ND	15	ug/kg	1.4
Xylenes (total)	ND	44	ug/kg	6.5

SURROGATE	PERCENT RECOVERY	RECOVERY LIMITS
1,2-Dichloroethane-d4	102	(52 - 124)
Toluene-d8	95	(72 - 127)
4-Bromofluorobenzene	90	(63 - 120)
Dibromofluoromethane	95	(68 - 121)

NOTE(S):

Results and reporting limits have been adjusted for dry weight.

Tetra Tech NUS, Inc

Client Sample ID: FMC-III-SW-27

GC/MS Volatiles

Lot-Sample #...:	C8H010190-024	**Work Order #...:**	KTHH61AD	**Matrix.....:**	WATER
Date Sampled...:	07/31/08	**Date Received..:**	08/01/08	**MS Run #.....:**	8224241
Prep Date.....:	08/11/08	**Analysis Date..:**	08/11/08		
Prep Batch #...:	8224373	**Analysis Time..:**	20:51		
Dilution Factor:	1	**Initial Wgt/Vol:**	5 mL	**Final Wgt/Vol..:**	5 mL
Analyst ID.....:	034635	**Instrument ID..:**	HP6		
		Method.....:	SW846 8260B		

PARAMETER	RESULT	REPORTING LIMIT	UNITS	MDL
Acetone	**4.3 J**	**5.0**	**ug/L**	**2.5**
Benzene	ND	1.0	ug/L	0.19
Bromodichloromethane	ND	1.0	ug/L	0.099
Bromoform	ND	1.0	ug/L	0.27
Bromomethane	ND	1.0	ug/L	0.18
2-Butanone	ND	5.0	ug/L	0.65
Carbon disulfide	ND	1.0	ug/L	0.11
Carbon tetrachloride	ND	1.0	ug/L	0.22
Chlorobenzene	ND	1.0	ug/L	0.33
Chloroethane	ND	1.0	ug/L	0.11
Chloroform	ND	1.0	ug/L	0.068
Chloromethane	**0.18 J**	**1.0**	**ug/L**	**0.14**
Cyclohexane	ND	1.0	ug/L	0.11
Dibromochloromethane	ND	1.0	ug/L	0.20
1,2-Dibromo-3-chloro-propane	ND	1.0	ug/L	0.26
1,2-Dibromoethane	ND	1.0	ug/L	0.15
1,3-Dichlorobenzene	ND	1.0	ug/L	0.10
1,4-Dichlorobenzene	ND	1.0	ug/L	0.10
1,2-Dichlorobenzene	ND	1.0	ug/L	0.086
Dichlorodifluoromethane	ND	1.0	ug/L	0.23
1,1-Dichloroethane	ND	1.0	ug/L	0.19
1,2-Dichloroethane	ND	1.0	ug/L	0.076
1,1-Dichloroethene	ND	1.0	ug/L	0.17
cis-1,2-Dichloroethene	**0.24 J**	**1.0**	**ug/L**	**0.090**
trans-1,2-Dichloroethene	ND	1.0	ug/L	0.097
1,2-Dichloropropane	ND	1.0	ug/L	0.24
cis-1,3-Dichloropropene	ND	1.0	ug/L	0.13
trans-1,3-Dichloropropene	ND	1.0	ug/L	0.16
Ethylbenzene	ND	1.0	ug/L	0.066
2-Hexanone	ND	5.0	ug/L	0.55
Isopropylbenzene	ND	1.0	ug/L	0.27
Methyl acetate	ND	1.0	ug/L	0.17
Methylene chloride	ND	1.0	ug/L	0.19
Methylcyclohexane	ND	1.0	ug/L	0.18
4-Methyl-2-pentanone	ND	5.0	ug/L	0.61
Methyl tert-butyl ether	ND	1.0	ug/L	0.13

(Continued on next page)

Tetra Tech NUS, Inc

Client Sample ID: FMC-III-SW-27

GC/MS Volatiles

Lot-Sample #...: C8H010190-024 **Work Order #...:** KTHH61AD **Matrix.....:** WATER

PARAMETER	RESULT	REPORTING LIMIT	UNITS	MDL
Styrene	ND	1.0	ug/L	0.25
1,1,2,2-Tetrachloroethane	ND	1.0	ug/L	0.22
1,2,4-Trichloro-benzene	ND	1.0	ug/L	0.11
Tetrachloroethene	ND	1.0	ug/L	0.088
1,1,1-Trichloroethane	ND	1.0	ug/L	0.11
1,1,2-Trichloroethane	ND	1.0	ug/L	0.11
Trichloroethene	**0.43 J**	**1.0**	**ug/L**	**0.22**
Trichlorofluoromethane	ND	1.0	ug/L	0.17
1,1,2-Trichloro-1,2,2-trifluoroethane	ND	1.0	ug/L	0.14
Toluene	**0.44 J**	**1.0**	**ug/L**	**0.21**
Vinyl chloride	**0.17 J**	**1.0**	**ug/L**	**0.11**
Xylenes (total)	ND	3.0	ug/L	0.20

SURROGATE	PERCENT RECOVERY	RECOVERY LIMITS
Toluene-d8	101	(71 - 118)
1,2-Dichloroethane-d4	101	(64 - 135)
4-Bromofluorobenzene	93	(70 - 118)
Dibromofluoromethane	96	(64 - 128)

NOTE(S):

J Estimated result. Result is less than RL.

Tetra Tech NUS, Inc

Client Sample ID: FMC-III-SW-28

GC/MS Volatiles

Lot-Sample #...: C8H010190-027	**Work Order #...:** KTHJE1A0	**Matrix.....:** WATER
Date Sampled...: 07/31/08	**Date Received..:** 08/01/08	**MS Run #.....:** 8224241
Prep Date.....: 08/11/08	**Analysis Date..:** 08/11/08	
Prep Batch #...: 8224373	**Analysis Time..:** 22:02	
Dilution Factor: 1	**Initial Wgt/Vol:** 5 mL	**Final Wgt/Vol..:** 5 mL
Analyst ID.....: 034635	**Instrument ID..:** HP6	
	Method.....: SW846 8260B	

PARAMETER	RESULT	REPORTING LIMIT	UNITS	MDL
Acetone	ND	5.0	ug/L	2.5
Benzene	ND	1.0	ug/L	0.19
Bromodichloromethane	ND	1.0	ug/L	0.099
Bromoform	ND	1.0	ug/L	0.27
Bromomethane	ND	1.0	ug/L	0.18
2-Butanone	ND	5.0	ug/L	0.65
Carbon disulfide	ND	1.0	ug/L	0.11
Carbon tetrachloride	ND	1.0	ug/L	0.22
Chlorobenzene	ND	1.0	ug/L	0.33
Chloroethane	ND	1.0	ug/L	0.11
Chloroform	ND	1.0	ug/L	0.068
Chloromethane	ND	1.0	ug/L	0.14
Cyclohexane	ND	1.0	ug/L	0.11
Dibromochloromethane	ND	1.0	ug/L	0.20
1,2-Dibromo-3-chloro-propane	ND	1.0	ug/L	0.26
1,2-Dibromoethane	ND	1.0	ug/L	0.15
1,3-Dichlorobenzene	ND	1.0	ug/L	0.10
1,4-Dichlorobenzene	ND	1.0	ug/L	0.10
1,2-Dichlorobenzene	ND	1.0	ug/L	0.086
Dichlorodifluoromethane	ND	1.0	ug/L	0.23
1,1-Dichloroethane	ND	1.0	ug/L	0.19
1,2-Dichloroethane	ND	1.0	ug/L	0.076
1,1-Dichloroethene	ND	1.0	ug/L	0.17
cis-1,2-Dichloroethene	**0.26 J**	**1.0**	**ug/L**	**0.090**
trans-1,2-Dichloroethene	ND	1.0	ug/L	0.097
1,2-Dichloropropane	ND	1.0	ug/L	0.24
cis-1,3-Dichloropropene	ND	1.0	ug/L	0.13
trans-1,3-Dichloropropene	ND	1.0	ug/L	0.16
Ethylbenzene	ND	1.0	ug/L	0.066
2-Hexanone	ND	5.0	ug/L	0.55
Isopropylbenzene	ND	1.0	ug/L	0.27
Methyl acetate	ND	1.0	ug/L	0.17
Methylene chloride	ND	1.0	ug/L	0.19
Methylcyclohexane	ND	1.0	ug/L	0.18
4-Methyl-2-pentanone	ND	5.0	ug/L	0.61
Methyl tert-butyl ether	ND	1.0	ug/L	0.13

(Continued on next page)

Tetra Tech NUS, Inc

Client Sample ID: FMC-III-SW-28

GC/MS Volatiles

Lot-Sample #...: C8H010190-027 **Work Order #...:** KTHJE1A0 **Matrix.....:** WATER

PARAMETER	RESULT	REPORTING LIMIT	UNITS	MDL
Styrene	ND	1.0	ug/L	0.25
1,1,2,2-Tetrachloroethane	ND	1.0	ug/L	0.22
1,2,4-Trichloro-benzene	ND	1.0	ug/L	0.11
Tetrachloroethene	ND	1.0	ug/L	0.088
1,1,1-Trichloroethane	ND	1.0	ug/L	0.11
1,1,2-Trichloroethane	ND	1.0	ug/L	0.11
Trichloroethene	**0.47 J**	**1.0**	**ug/L**	**0.22**
Trichlorofluoromethane	ND	1.0	ug/L	0.17
1,1,2-Trichloro-1,2,2-trifluoroethane	ND	1.0	ug/L	0.14
Toluene	ND	1.0	ug/L	0.21
Vinyl chloride	**0.21 J**	**1.0**	**ug/L**	**0.11**
Xylenes (total)	ND	3.0	ug/L	0.20

SURROGATE	PERCENT RECOVERY	RECOVERY LIMITS
Toluene-d8	107	(71 - 118)
1,2-Dichloroethane-d4	101	(64 - 135)
4-Bromofluorobenzene	95	(70 - 118)
Dibromofluoromethane	94	(64 - 128)

NOTE(S):

J Estimated result. Result is less than RL.

Tetra Tech NUS, Inc

Client Sample ID: FMC-III-SW-30

GC/MS Volatiles

Lot-Sample #...: C8H010190-026	**Work Order #...:** KTHJA1AD	**Matrix.....:** WATER
Date Sampled...: 07/31/08	**Date Received..:** 08/01/08	**MS Run #.....:** 8224241
Prep Date.....: 08/11/08	**Analysis Date..:** 08/11/08	
Prep Batch #...: 8224373	**Analysis Time..:** 21:38	
Dilution Factor: 1	**Initial Wgt/Vol:** 5 mL	**Final Wgt/Vol..:** 5 mL
Analyst ID.....: 034635	**Instrument ID..:** HP6	
	Method.....: SW846 8260B	

PARAMETER	RESULT	REPORTING LIMIT	UNITS	MDL
Acetone	ND	5.0	ug/L	2.5
Benzene	ND	1.0	ug/L	0.19
Bromodichloromethane	ND	1.0	ug/L	0.099
Bromoform	ND	1.0	ug/L	0.27
Bromomethane	ND	1.0	ug/L	0.18
2-Butanone	ND	5.0	ug/L	0.65
Carbon disulfide	ND	1.0	ug/L	0.11
Carbon tetrachloride	ND	1.0	ug/L	0.22
Chlorobenzene	ND	1.0	ug/L	0.33
Chloroethane	ND	1.0	ug/L	0.11
Chloroform	ND	1.0	ug/L	0.068
Chloromethane	ND	1.0	ug/L	0.14
Cyclohexane	ND	1.0	ug/L	0.11
Dibromochloromethane	ND	1.0	ug/L	0.20
1,2-Dibromo-3-chloro-propane	ND	1.0	ug/L	0.26
1,2-Dibromoethane	ND	1.0	ug/L	0.15
1,3-Dichlorobenzene	ND	1.0	ug/L	0.10
1,4-Dichlorobenzene	ND	1.0	ug/L	0.10
1,2-Dichlorobenzene	ND	1.0	ug/L	0.086
Dichlorodifluoromethane	ND	1.0	ug/L	0.23
1,1-Dichloroethane	ND	1.0	ug/L	0.19
1,2-Dichloroethane	ND	1.0	ug/L	0.076
1,1-Dichloroethene	ND	1.0	ug/L	0.17
cis-1,2-Dichloroethene	**0.11 J**	**1.0**	**ug/L**	**0.090**
trans-1,2-Dichloroethene	ND	1.0	ug/L	0.097
1,2-Dichloropropane	ND	1.0	ug/L	0.24
cis-1,3-Dichloropropene	ND	1.0	ug/L	0.13
trans-1,3-Dichloropropene	ND	1.0	ug/L	0.16
Ethylbenzene	ND	1.0	ug/L	0.066
2-Hexanone	ND	5.0	ug/L	0.55
Isopropylbenzene	ND	1.0	ug/L	0.27
Methyl acetate	ND	1.0	ug/L	0.17
Methylene chloride	ND	1.0	ug/L	0.19
Methylcyclohexane	ND	1.0	ug/L	0.18
4-Methyl-2-pentanone	ND	5.0	ug/L	0.61
Methyl tert-butyl ether	ND	1.0	ug/L	0.13

(Continued on next page)

Tetra Tech NUS, Inc

Client Sample ID: FMC-III-SW-30

GC/MS Volatiles

Lot-Sample #...: C8H010190-026 **Work Order #...:** KTHJA1AD **Matrix.....:** WATER

PARAMETER	RESULT	REPORTING LIMIT	UNITS	MDL
Styrene	ND	1.0	ug/L	0.25
1,1,2,2-Tetrachloroethane	ND	1.0	ug/L	0.22
1,2,4-Trichloro-benzene	ND	1.0	ug/L	0.11
Tetrachloroethene	ND	1.0	ug/L	0.088
1,1,1-Trichloroethane	ND	1.0	ug/L	0.11
1,1,2-Trichloroethane	ND	1.0	ug/L	0.11
Trichloroethene	**0.26 J**	**1.0**	**ug/L**	**0.22**
Trichlorofluoromethane	ND	1.0	ug/L	0.17
1,1,2-Trichloro-1,2,2-trifluoroethane	ND	1.0	ug/L	0.14
Toluene	ND	1.0	ug/L	0.21
Vinyl chloride	ND	1.0	ug/L	0.11
Xylenes (total)	ND	3.0	ug/L	0.20

SURROGATE	PERCENT RECOVERY	RECOVERY LIMITS
Toluene-d8	101	(71 - 118)
1,2-Dichloroethane-d4	99	(64 - 135)
4-Bromofluorobenzene	95	(70 - 118)
Dibromofluoromethane	96	(64 - 128)

NOTE(S):

J Estimated result. Result is less than RL.

Tetra Tech NUS, Inc

Client Sample ID: FMC-III-SW-32

GC/MS Volatiles

Lot-Sample #...:	C8H010190-025	**Work Order #...:**	KTHH81AN	**Matrix.....:**	WATER
Date Sampled...:	07/31/08	**Date Received..:**	08/01/08	**MS Run #.....:**	8224241
Prep Date.....:	08/11/08	**Analysis Date..:**	08/11/08		
Prep Batch #...:	8224373	**Analysis Time..:**	21:15		
Dilution Factor:	1	**Initial Wgt/Vol:**	5 mL	**Final Wgt/Vol..:**	5 mL
Analyst ID.....:	034635	**Instrument ID..:**	HP6		
		Method.....:	SW846 8260B		

PARAMETER	RESULT	REPORTING LIMIT	UNITS	MDL
Acetone	**3.8 J**	**5.0**	**ug/L**	**2.5**
Benzene	ND	1.0	ug/L	0.19
Bromodichloromethane	ND	1.0	ug/L	0.099
Bromoform	ND	1.0	ug/L	0.27
Bromomethane	ND	1.0	ug/L	0.18
2-Butanone	ND	5.0	ug/L	0.65
Carbon disulfide	ND	1.0	ug/L	0.11
Carbon tetrachloride	ND	1.0	ug/L	0.22
Chlorobenzene	ND	1.0	ug/L	0.33
Chloroethane	ND	1.0	ug/L	0.11
Chloroform	ND	1.0	ug/L	0.068
Chloromethane	**0.23 J**	**1.0**	**ug/L**	**0.14**
Cyclohexane	ND	1.0	ug/L	0.11
Dibromochloromethane	ND	1.0	ug/L	0.20
1,2-Dibromo-3-chloro-propane	ND	1.0	ug/L	0.26
1,2-Dibromoethane	ND	1.0	ug/L	0.15
1,3-Dichlorobenzene	ND	1.0	ug/L	0.10
1,4-Dichlorobenzene	ND	1.0	ug/L	0.10
1,2-Dichlorobenzene	ND	1.0	ug/L	0.086
Dichlorodifluoromethane	ND	1.0	ug/L	0.23
1,1-Dichloroethane	ND	1.0	ug/L	0.19
1,2-Dichloroethane	ND	1.0	ug/L	0.076
1,1-Dichloroethene	ND	1.0	ug/L	0.17
cis-1,2-Dichloroethene	**0.16 J**	**1.0**	**ug/L**	**0.090**
trans-1,2-Dichloroethene	ND	1.0	ug/L	0.097
1,2-Dichloropropane	ND	1.0	ug/L	0.24
cis-1,3-Dichloropropene	ND	1.0	ug/L	0.13
trans-1,3-Dichloropropene	ND	1.0	ug/L	0.16
Ethylbenzene	ND	1.0	ug/L	0.066
2-Hexanone	ND	5.0	ug/L	0.55
Isopropylbenzene	ND	1.0	ug/L	0.27
Methyl acetate	ND	1.0	ug/L	0.17
Methylene chloride	ND	1.0	ug/L	0.19
Methylcyclohexane	ND	1.0	ug/L	0.18
4-Methyl-2-pentanone	ND	5.0	ug/L	0.61
Methyl tert-butyl ether	ND	1.0	ug/L	0.13

(Continued on next page)

Tetra Tech NUS, Inc

Client Sample ID: FMC-III-SW-32

GC/MS Volatiles

Lot-Sample #...: C8H010190-025 **Work Order #...:** KTHH81AN **Matrix.....:** WATER

PARAMETER	RESULT	REPORTING LIMIT	UNITS	MDL
Styrene	ND	1.0	ug/L	0.25
1,1,2,2-Tetrachloroethane	ND	1.0	ug/L	0.22
1,2,4-Trichloro-benzene	ND	1.0	ug/L	0.11
Tetrachloroethene	ND	1.0	ug/L	0.088
1,1,1-Trichloroethane	ND	1.0	ug/L	0.11
1,1,2-Trichloroethane	ND	1.0	ug/L	0.11
Trichloroethene	**0.36 J**	**1.0**	**ug/L**	**0.22**
Trichlorofluoromethane	ND	1.0	ug/L	0.17
1,1,2-Trichloro-1,2,2-trifluoroethane	ND	1.0	ug/L	0.14
Toluene	ND	1.0	ug/L	0.21
Vinyl chloride	ND	1.0	ug/L	0.11
Xylenes (total)	ND	3.0	ug/L	0.20

SURROGATE	PERCENT RECOVERY	RECOVERY LIMITS
Toluene-d8	104	(71 - 118)
1,2-Dichloroethane-d4	102	(64 - 135)
4-Bromofluorobenzene	94	(70 - 118)
Dibromofluoromethane	92	(64 - 128)

NOTE(S):

J Estimated result. Result is less than RL.

Tetra Tech NUS, Inc

Client Sample ID: TB-073108

GC/MS Volatiles

Lot-Sample #...:	C8H010190-028	**Work Order #...:**	KTHJG1AA	**Matrix.....:**	WATER
Date Sampled...:	07/31/08	**Date Received..:**	08/01/08	**MS Run #.....:**	8224241
Prep Date.....:	08/11/08	**Analysis Date..:**	08/11/08		
Prep Batch #...:	8224373	**Analysis Time..:**	20:28		
Dilution Factor:	1	**Initial Wgt/Vol:**	5 mL	**Final Wgt/Vol..:**	5 mL
Analyst ID.....:	034635	**Instrument ID..:**	HP6		
		Method.....:	SW846 8260B		

PARAMETER	RESULT	REPORTING LIMIT	UNITS	MDL
Acetone	**3.4 J**	**5.0**	**ug/L**	**2.5**
Benzene	ND	1.0	ug/L	0.19
Bromodichloromethane	ND	1.0	ug/L	0.099
Bromoform	ND	1.0	ug/L	0.27
Bromomethane	ND	1.0	ug/L	0.18
2-Butanone	ND	5.0	ug/L	0.65
Carbon disulfide	ND	1.0	ug/L	0.11
Carbon tetrachloride	ND	1.0	ug/L	0.22
Chlorobenzene	ND	1.0	ug/L	0.33
Chloroethane	ND	1.0	ug/L	0.11
Chloroform	ND	1.0	ug/L	0.068
Chloromethane	ND	1.0	ug/L	0.14
Cyclohexane	ND	1.0	ug/L	0.11
Dibromochloromethane	ND	1.0	ug/L	0.20
1,2-Dibromo-3-chloro-propane	ND	1.0	ug/L	0.26
1,2-Dibromoethane	ND	1.0	ug/L	0.15
1,3-Dichlorobenzene	ND	1.0	ug/L	0.10
1,4-Dichlorobenzene	ND	1.0	ug/L	0.10
1,2-Dichlorobenzene	ND	1.0	ug/L	0.086
Dichlorodifluoromethane	ND	1.0	ug/L	0.23
1,1-Dichloroethane	ND	1.0	ug/L	0.19
1,2-Dichloroethane	**0.57 J**	**1.0**	**ug/L**	**0.076**
1,1-Dichloroethene	ND	1.0	ug/L	0.17
cis-1,2-Dichloroethene	ND	1.0	ug/L	0.090
trans-1,2-Dichloroethene	ND	1.0	ug/L	0.097
1,2-Dichloropropane	ND	1.0	ug/L	0.24
cis-1,3-Dichloropropene	ND	1.0	ug/L	0.13
trans-1,3-Dichloropropene	ND	1.0	ug/L	0.16
Ethylbenzene	ND	1.0	ug/L	0.066
2-Hexanone	ND	5.0	ug/L	0.55
Isopropylbenzene	ND	1.0	ug/L	0.27
Methyl acetate	ND	1.0	ug/L	0.17
Methylene chloride	**3.6**	**1.0**	**ug/L**	**0.19**
Methylcyclohexane	ND	1.0	ug/L	0.18
4-Methyl-2-pentanone	ND	5.0	ug/L	0.61
Methyl tert-butyl ether	ND	1.0	ug/L	0.13

(Continued on next page)

Tetra Tech NUS, Inc

Client Sample ID: TB-073108

GC/MS Volatiles

Lot-Sample #...: C8H010190-028 **Work Order #...:** KTHJG1AA **Matrix.....:** WATER

PARAMETER	RESULT	REPORTING LIMIT	UNITS	MDL
Styrene	ND	1.0	ug/L	0.25
1,1,2,2-Tetrachloroethane	ND	1.0	ug/L	0.22
1,2,4-Trichloro-benzene	ND	1.0	ug/L	0.11
Tetrachloroethene	ND	1.0	ug/L	0.088
1,1,1-Trichloroethane	ND	1.0	ug/L	0.11
1,1,2-Trichloroethane	ND	1.0	ug/L	0.11
Trichloroethene	**0.51 J**	**1.0**	**ug/L**	**0.22**
Trichlorofluoromethane	ND	1.0	ug/L	0.17
1,1,2-Trichloro-1,2,2-trifluoroethane	ND	1.0	ug/L	0.14
Toluene	ND	1.0	ug/L	0.21
Vinyl chloride	ND	1.0	ug/L	0.11
Xylenes (total)	ND	3.0	ug/L	0.20

SURROGATE	PERCENT RECOVERY	RECOVERY LIMITS
Toluene-d8	104	(71 - 118)
1,2-Dichloroethane-d4	102	(64 - 135)
4-Bromofluorobenzene	91	(70 - 118)
Dibromofluoromethane	94	(64 - 128)

NOTE(S):

J Estimated result. Result is less than RL.

Tetra Tech NUS, Inc

Client Sample ID: FMC-III-SED-10B

GC/MS Semivolatiles

Lot-Sample #...:	C8H010190-007	Work Order #...:	KTHHE1AD	Matrix.....:	SOLID
Date Sampled...:	07/31/08 10:15	Date Received..:	08/01/08 09:40	MS Run #.....:	8217019
Prep Date.....:	08/04/08	Analysis Date..:	08/05/08		
Prep Batch #...:	8217027	Analysis Time..:	15:26		
Dilution Factor:	10	Initial Wgt/Vol:	15 g	Final Wgt/Vol..:	0.5 mL
% Moisture.....:	69	Analyst ID.....:	403801	Instrument ID..:	71
		Method.....:	SW846 8270C		

PARAMETER	RESULT	REPORTING LIMIT	UNITS	MDL
Naphthalene	98 J	220	ug/kg	52
Acenaphthylene	240	220	ug/kg	62
Acenaphthene	380	220	ug/kg	56
Fluorene	810	220	ug/kg	52
Phenanthrene	260	220	ug/kg	51
Anthracene	600	220	ug/kg	61
Fluoranthene	1100	220	ug/kg	69
Pyrene	880	220	ug/kg	65
Benzo(a)anthracene	460	220	ug/kg	42
Chrysene	610	220	ug/kg	42
Benzo(b)fluoranthene	770	220	ug/kg	41
Benzo(k)fluoranthene	270	220	ug/kg	34
Benzo(a)pyrene	760	220	ug/kg	33
Indeno(1,2,3-cd)pyrene	710	220	ug/kg	38
Dibenzo(a,h)anthracene	310	220	ug/kg	68
Benzo(ghi)perylene	840	220	ug/kg	36

SURROGATE	PERCENT RECOVERY	RECOVERY LIMITS
Nitrobenzene-d5	58	(27 - 110)
Terphenyl-d14	58	(21 - 130)
2-Fluorobiphenyl	53	(28 - 108)
2-Fluorophenol	53	(28 - 107)
Phenol-d5	56	(30 - 112)
2,4,6-Tribromophenol	65	(21 - 116)

NOTE(S):

Results and reporting limits have been adjusted for dry weight.

J Estimated result. Result is less than RL.

Tetra Tech NUS, Inc

Client Sample ID: FMC-III-SED-10C

GC/MS Semivolatiles

Lot-Sample #...:	C8H010190-008	Work Order #...:	KTHHG1AD	Matrix.....:	SOLID
Date Sampled...:	07/31/08 10:15	Date Received..:	08/01/08 09:40	MS Run #.....:	8217019
Prep Date.....:	08/04/08	Analysis Date..:	08/05/08		
Prep Batch #...:	8217027	Analysis Time..:	15:45		
Dilution Factor:	10	Initial Wgt/Vol:	15 g	Final Wgt/Vol..:	0.5 mL
% Moisture.....:	64	Analyst ID.....:	403801	Instrument ID..:	71
		Method.....:	SW846 8270C		

PARAMETER	RESULT	REPORTING LIMIT	UNITS	MDL
Naphthalene	140 J	180	ug/kg	44
Acenaphthylene	150 J	180	ug/kg	53
Acenaphthene	340	180	ug/kg	48
Fluorene	710	180	ug/kg	44
Phenanthrene	360	180	ug/kg	44
Anthracene	510	180	ug/kg	52
Fluoranthene	1200	180	ug/kg	59
Pyrene	910	180	ug/kg	56
Benzo(a)anthracene	520	180	ug/kg	36
Chrysene	620	180	ug/kg	36
Benzo(b)fluoranthene	700	180	ug/kg	35
Benzo(k)fluoranthene	350	180	ug/kg	29
Benzo(a)pyrene	770	180	ug/kg	28
Indeno(1,2,3-cd)pyrene	620	180	ug/kg	32
Dibenzo(a,h)anthracene	300	180	ug/kg	58
Benzo(ghi)perylene	750	180	ug/kg	31

SURROGATE	PERCENT RECOVERY	RECOVERY LIMITS
Nitrobenzene-d5	56	(27 - 110)
Terphenyl-d14	42	(21 - 130)
2-Fluorobiphenyl	42	(28 - 108)
2-Fluorophenol	40	(28 - 107)
Phenol-d5	41	(30 - 112)
2,4,6-Tribromophenol	45	(21 - 116)

NOTE(S):

Results and reporting limits have been adjusted for dry weight.

J Estimated result. Result is less than RL.

Tetra Tech NUS, Inc

Client Sample ID: FMC-III-SED-12B

GC/MS Semivolatiles

Lot-Sample #...:	C8H010190-001	Work Order #...:	KTHG21AD	Matrix.....:	SOLID
Date Sampled...:	07/30/08 16:10	Date Received..:	08/01/08 09:40	MS Run #.....:	8217019
Prep Date.....:	08/04/08	Analysis Date..:	08/05/08		
Prep Batch #...:	8217027	Analysis Time..:	13:29		
Dilution Factor:	10	Initial Wgt/Vol:	15 g	Final Wgt/Vol..:	0.5 mL
% Moisture.....:	67	Analyst ID.....:	403801	Instrument ID..:	71
		Method.....:	SW846 8270C		

PARAMETER	RESULT	REPORTING LIMIT	UNITS	MDL
Naphthalene	96 J	210	ug/kg	49
Acenaphthylene	140 J	210	ug/kg	59
Acenaphthene	360	210	ug/kg	53
Fluorene	770	210	ug/kg	49
Phenanthrene	280	210	ug/kg	49
Anthracene	550	210	ug/kg	58
Fluoranthene	1000	210	ug/kg	66
Pyrene	780	210	ug/kg	62
Benzo(a)anthracene	510	210	ug/kg	40
Chrysene	490	210	ug/kg	40
Benzo(b)fluoranthene	690	210	ug/kg	39
Benzo(k)fluoranthene	290	210	ug/kg	33
Benzo(a)pyrene	700	210	ug/kg	31
Indeno(1,2,3-cd)pyrene	620	210	ug/kg	36
Dibenzo(a,h)anthracene	250	210	ug/kg	65
Benzo(ghi)perylene	780	210	ug/kg	35

SURROGATE	PERCENT RECOVERY	RECOVERY LIMITS
Nitrobenzene-d5	66	(27 - 110)
Terphenyl-d14	63	(21 - 130)
2-Fluorobiphenyl	61	(28 - 108)
2-Fluorophenol	58	(28 - 107)
Phenol-d5	62	(30 - 112)
2,4,6-Tribromophenol	71	(21 - 116)

NOTE(S):

Results and reporting limits have been adjusted for dry weight.

J Estimated result. Result is less than RL.

Tetra Tech NUS, Inc

Client Sample ID: FMC-III-SED-12C

GC/MS Semivolatiles

Lot-Sample #...:	C8H010190-002	Work Order #...:	KTHG41AD	Matrix.....:	SOLID
Date Sampled...:	07/30/08 16:10	Date Received..:	08/01/08 09:40	MS Run #.....:	8217019
Prep Date.....:	08/04/08	Analysis Date..:	08/05/08		
Prep Batch #...:	8217027	Analysis Time..:	13:48		
Dilution Factor:	10	Initial Wgt/Vol:	15 g	Final Wgt/Vol..:	0.5 mL
% Moisture.....:	63	Analyst ID.....:	403801	Instrument ID..:	71
		Method.....:	SW846 8270C		

PARAMETER	RESULT	REPORTING LIMIT	UNITS	MDL
Naphthalene	140 J	180	ug/kg	43
Acenaphthylene	58 J	180	ug/kg	52
Acenaphthene	300	180	ug/kg	46
Fluorene	690	180	ug/kg	43
Phenanthrene	260	180	ug/kg	43
Anthracene	420	180	ug/kg	51
Fluoranthene	700	180	ug/kg	58
Pyrene	430	180	ug/kg	55
Benzo(a)anthracene	230	180	ug/kg	35
Chrysene	280	180	ug/kg	35
Benzo(b)fluoranthene	350	180	ug/kg	34
Benzo(k)fluoranthene	97 J	180	ug/kg	29
Benzo(a)pyrene	380	180	ug/kg	27
Indeno(1,2,3-cd)pyrene	390	180	ug/kg	32
Dibenzo(a,h)anthracene	200	180	ug/kg	57
Benzo(ghi)perylene	440	180	ug/kg	30

SURROGATE	PERCENT RECOVERY	RECOVERY LIMITS
Nitrobenzene-d5	61	(27 - 110)
Terphenyl-d14	68	(21 - 130)
2-Fluorobiphenyl	61	(28 - 108)
2-Fluorophenol	60	(28 - 107)
Phenol-d5	61	(30 - 112)
2,4,6-Tribromophenol	71	(21 - 116)

NOTE(S):

Results and reporting limits have been adjusted for dry weight.

J Estimated result. Result is less than RL.

Tetra Tech NUS, Inc

Client Sample ID: FMC-III-SED-13B

GC/MS Semivolatiles

Lot-Sample #...:	C8H010190-003	Work Order #...:	KTHG51AD	Matrix.....:	SOLID
Date Sampled...:	07/30/08 16:50	Date Received..:	08/01/08 09:40	MS Run #.....:	8217019
Prep Date.....:	08/04/08	Analysis Date..:	08/05/08		
Prep Batch #...:	8217027	Analysis Time..:	14:08		
Dilution Factor:	9.86	Initial Wgt/Vol:	15.2 g	Final Wgt/Vol..:	0.5 mL
% Moisture.....:	68	Analyst ID.....:	403801	Instrument ID..:	71
		Method.....:	SW846 8270C		

PARAMETER	RESULT	REPORTING LIMIT	UNITS	MDL
Naphthalene	90 J	210	ug/kg	50
Acenaphthylene	200 J	210	ug/kg	60
Acenaphthene	360	210	ug/kg	54
Fluorene	780	210	ug/kg	50
Phenanthrene	260	210	ug/kg	50
Anthracene	580	210	ug/kg	59
Fluoranthene	1000	210	ug/kg	67
Pyrene	780	210	ug/kg	63
Benzo(a)anthracene	450	210	ug/kg	41
Chrysene	560	210	ug/kg	41
Benzo(b)fluoranthene	760	210	ug/kg	40
Benzo(k)fluoranthene	280	210	ug/kg	33
Benzo(a)pyrene	740	210	ug/kg	32
Indeno(1,2,3-cd)pyrene	680	210	ug/kg	37
Dibenzo(a,h)anthracene	290	210	ug/kg	66
Benzo(ghi)perylene	810	210	ug/kg	35

SURROGATE	PERCENT RECOVERY	RECOVERY LIMITS
Nitrobenzene-d5	67	(27 - 110)
Terphenyl-d14	64	(21 - 130)
2-Fluorobiphenyl	61	(28 - 108)
2-Fluorophenol	60	(28 - 107)
Phenol-d5	63	(30 - 112)
2,4,6-Tribromophenol	67	(21 - 116)

NOTE(S):

Results and reporting limits have been adjusted for dry weight.

J Estimated result. Result is less than RL.

Tetra Tech NUS, Inc

Client Sample ID: FMC-III-SED-13C

GC/MS Semivolatiles

Lot-Sample #...:	C8H010190-004	**Work Order #...:**	KTHG61AD	**Matrix.....:**	SOLID
Date Sampled...:	07/30/08 16:50	**Date Received..:**	08/01/08 09:40	**MS Run #.....:**	8217019
Prep Date.....:	08/04/08	**Analysis Date..:**	08/05/08		
Prep Batch #...:	8217027	**Analysis Time..:**	14:27		
Dilution Factor:	9.86	**Initial Wgt/Vol:**	15.2 g	**Final Wgt/Vol..:**	0.5 mL
% Moisture.....:	64	**Analyst ID.....:**	403801	**Instrument ID..:**	71
		Method.....:	SW846 8270C		

PARAMETER	RESULT	REPORTING LIMIT	UNITS	MDL
Naphthalene	**100 J**	**180**	**ug/kg**	**44**
Acenaphthylene	**100 J**	**180**	**ug/kg**	**53**
Acenaphthene	**310**	**180**	**ug/kg**	**47**
Fluorene	**680**	**180**	**ug/kg**	**44**
Phenanthrene	**260**	**180**	**ug/kg**	**44**
Anthracene	**460**	**180**	**ug/kg**	**52**
Fluoranthene	**780**	**180**	**ug/kg**	**59**
Pyrene	**540**	**180**	**ug/kg**	**55**
Benzo(a)anthracene	**330**	**180**	**ug/kg**	**36**
Chrysene	**360**	**180**	**ug/kg**	**36**
Benzo(b)fluoranthene	**470**	**180**	**ug/kg**	**35**
Benzo(k)fluoranthene	**120 J**	**180**	**ug/kg**	**29**
Benzo(a)pyrene	**470**	**180**	**ug/kg**	**28**
Indeno(1,2,3-cd)pyrene	**430**	**180**	**ug/kg**	**32**
Dibenzo(a,h)anthracene	**200**	**180**	**ug/kg**	**58**
Benzo(ghi)perylene	**540**	**180**	**ug/kg**	**31**

SURROGATE	PERCENT RECOVERY	RECOVERY LIMITS
Nitrobenzene-d5	65	(27 - 110)
Terphenyl-d14	66	(21 - 130)
2-Fluorobiphenyl	60	(28 - 108)
2-Fluorophenol	57	(28 - 107)
Phenol-d5	57	(30 - 112)
2,4,6-Tribromophenol	69	(21 - 116)

NOTE(S):

Results and reporting limits have been adjusted for dry weight.

J Estimated result. Result is less than RL.

Tetra Tech NUS, Inc

Client Sample ID: FMC-III-SED-27A

GC/MS Semivolatiles

Lot-Sample #...:	C8H010190-009	Work Order #...:	KTHHJ1AD	Matrix.....:	SOLID
Date Sampled...:	07/31/08 14:30	Date Received..:	08/01/08 09:40	MS Run #.....:	8217019
Prep Date.....:	08/04/08	Analysis Date..:	08/05/08		
Prep Batch #...:	8217027	Analysis Time..:	16:05		
Dilution Factor:	50	Initial Wgt/Vol:	15 g	Final Wgt/Vol..:	0.5 mL
% Moisture.....:	51	Analyst ID.....:	403801	Instrument ID..:	71
		Method.....:	SW846 8270C		

PARAMETER	RESULT	REPORTING LIMIT	UNITS	MDL
Naphthalene	170 J	690	ug/kg	160
Acenaphthylene	500 J	690	ug/kg	200
Acenaphthene	1400	690	ug/kg	180
Fluorene	2700	690	ug/kg	160
Phenanthrene	6700	690	ug/kg	160
Anthracene	2600	690	ug/kg	190
Fluoranthene	19000	690	ug/kg	220
Pyrene	12000	690	ug/kg	210
Benzo(a)anthracene	7100	690	ug/kg	130
Chrysene	8300	690	ug/kg	130
Benzo(b)fluoranthene	8800	690	ug/kg	130
Benzo(k)fluoranthene	4200	690	ug/kg	110
Benzo(a)pyrene	7900	690	ug/kg	100
Indeno(1,2,3-cd)pyrene	6000	690	ug/kg	120
Dibenzo(a,h)anthracene	1800	690	ug/kg	220
Benzo(ghi)perylene	6800	690	ug/kg	120

SURROGATE	PERCENT RECOVERY	RECOVERY LIMITS
Nitrobenzene-d5	NC,DIL	(27 - 110)
Terphenyl-d14	NC,DIL	(21 - 130)
2-Fluorobiphenyl	NC,DIL	(28 - 108)
2-Fluorophenol	NC,DIL	(28 - 107)
Phenol-d5	NC,DIL	(30 - 112)
2,4,6-Tribromophenol	NC,DIL	(21 - 116)

NOTE(S):

NC The recovery and/or RPD were not calculated.

DIL The concentration is estimated or not reported due to dilution or the presence of interfering analytes.

Results and reporting limits have been adjusted for dry weight.

J Estimated result. Result is less than RL.

Tetra Tech NUS, Inc

Client Sample ID: FMC-III-SED-27B

GC/MS Semivolatiles

Lot-Sample #...:	C8H010190-010	Work Order #...:	KTHHK1AD	Matrix.....:	SOLID
Date Sampled...:	07/31/08 14:40	Date Received..:	08/01/08 09:40	MS Run #.....:	8217019
Prep Date.....:	08/04/08	Analysis Date..:	08/05/08		
Prep Batch #...:	8217027	Analysis Time..:	16:24		
Dilution Factor:	20	Initial Wgt/Vol:	15 g	Final Wgt/Vol..:	0.5 mL
% Moisture.....:	37	Analyst ID.....:	403801	Instrument ID..:	71
		Method.....:	SW846 8270C		

PARAMETER	RESULT	REPORTING LIMIT	UNITS	MDL
Naphthalene	270	210	ug/kg	51
Acenaphthylene	250	210	ug/kg	61
Acenaphthene	1200	210	ug/kg	54
Fluorene	1400	210	ug/kg	51
Phenanthrene	11000	210	ug/kg	50
Anthracene	2400	210	ug/kg	59
Fluoranthene	24000	210	ug/kg	68
Pyrene	15000	210	ug/kg	64
Benzo(a)anthracene	7800	210	ug/kg	41
Chrysene	9600	210	ug/kg	42
Benzo(b)fluoranthene	8900	210	ug/kg	40
Benzo(k)fluoranthene	4400	210	ug/kg	34
Benzo(a)pyrene	8100	210	ug/kg	32
Indeno(1,2,3-cd)pyrene	5400	210	ug/kg	37
Dibenzo(a,h)anthracene	1700	210	ug/kg	66
Benzo(ghi)perylene	6300	210	ug/kg	36

SURROGATE	PERCENT RECOVERY	RECOVERY LIMITS
Nitrobenzene-d5	NC,DIL	(27 - 110)
Terphenyl-d14	NC,DIL	(21 - 130)
2-Fluorobiphenyl	NC,DIL	(28 - 108)
2-Fluorophenol	NC,DIL	(28 - 107)
Phenol-d5	NC,DIL	(30 - 112)
2,4,6-Tribromophenol	NC,DIL	(21 - 116)

NOTE(S):

NC The recovery and/or RPD were not calculated.

DIL The concentration is estimated or not reported due to dilution or the presence of interfering analytes.

Results and reporting limits have been adjusted for dry weight.

Tetra Tech NUS, Inc

Client Sample ID: FMC-III-SED-27C

GC/MS Semivolatiles

Lot-Sample #...:	C8H010190-011	Work Order #...:	KTHHL1AD	Matrix.....:	SOLID
Date Sampled...:	07/31/08 14:40	Date Received..:	08/01/08 09:40	MS Run #.....:	8217019
Prep Date.....:	08/04/08	Analysis Date..:	08/05/08		
Prep Batch #...:	8217027	Analysis Time..:	16:43		
Dilution Factor:	49.34	Initial Wgt/Vol:	15.2 g	Final Wgt/Vol..:	0.5 mL
% Moisture.....:	43	Analyst ID.....:	403801	Instrument ID..:	71
		Method.....:	SW846 8270C		

PARAMETER	RESULT	REPORTING LIMIT	UNITS	MDL
Naphthalene	490 J	580	ug/kg	140
Acenaphthylene	1100	580	ug/kg	170
Acenaphthene	2700	580	ug/kg	150
Fluorene	3500	580	ug/kg	140
Phenanthrene	24000	580	ug/kg	140
Anthracene	6400	580	ug/kg	160
Fluoranthene	56000	580	ug/kg	180
Pyrene	38000	580	ug/kg	170
Benzo(a)anthracene	22000	580	ug/kg	110
Chrysene	25000	580	ug/kg	110
Benzo(b)fluoranthene	19000	580	ug/kg	110
Benzo(k)fluoranthene	7400	580	ug/kg	91
Benzo(a)pyrene	19000	580	ug/kg	88
Indeno(1,2,3-cd)pyrene	12000	580	ug/kg	100
Dibenzo(a,h)anthracene	4100	580	ug/kg	180
Benzo(ghi)perylene	14000	580	ug/kg	97

SURROGATE	PERCENT RECOVERY	RECOVERY LIMITS
Nitrobenzene-d5	NC,DIL	(27 - 110)
Terphenyl-d14	NC,DIL	(21 - 130)
2-Fluorobiphenyl	NC,DIL	(28 - 108)
2-Fluorophenol	NC,DIL	(28 - 107)
Phenol-d5	NC,DIL	(30 - 112)
2,4,6-Tribromophenol	NC,DIL	(21 - 116)

NOTE(S):

NC The recovery and/or RPD were not calculated.

DIL The concentration is estimated or not reported due to dilution or the presence of interfering analytes.

Results and reporting limits have been adjusted for dry weight.

J Estimated result. Result is less than RL.

Tetra Tech NUS, Inc

Client Sample ID: FMC-III-SED-28A

GC/MS Semivolatiles

Lot-Sample #...:	C8H010190-012	Work Order #...:	KTHHM1AD	Matrix.....:	SOLID
Date Sampled...:	07/31/08 15:25	Date Received..:	08/01/08 09:40	MS Run #.....:	8217019
Prep Date.....:	08/04/08	Analysis Date..:	08/05/08		
Prep Batch #...:	8217027	Analysis Time..:	17:03		
Dilution Factor:	20	Initial Wgt/Vol:	15 g	Final Wgt/Vol..:	0.5 mL
% Moisture.....:	61	Analyst ID.....:	403801	Instrument ID..:	71
		Method.....:	SW846 8270C		

PARAMETER	RESULT	REPORTING LIMIT	UNITS	MDL
Naphthalene	ND	340	ug/kg	83
Acenaphthylene	**490**	**340**	**ug/kg**	**99**
Acenaphthene	**640**	**340**	**ug/kg**	**89**
Fluorene	**1300**	**340**	**ug/kg**	**83**
Phenanthrene	**1200**	**340**	**ug/kg**	**82**
Anthracene	**1100**	**340**	**ug/kg**	**97**
Fluoranthene	**4300**	**340**	**ug/kg**	**110**
Pyrene	**3100**	**340**	**ug/kg**	**100**
Benzo(a)anthracene	**2100**	**340**	**ug/kg**	**68**
Chrysene	**2400**	**340**	**ug/kg**	**68**
Benzo(b)fluoranthene	**2600**	**340**	**ug/kg**	**66**
Benzo(k)fluoranthene	**1300**	**340**	**ug/kg**	**55**
Benzo(a)pyrene	**2600**	**340**	**ug/kg**	**53**
Indeno(1,2,3-cd)pyrene	**2100**	**340**	**ug/kg**	**61**
Dibenzo(a,h)anthracene	**710**	**340**	**ug/kg**	**110**
Benzo(ghi)perylene	**2500**	**340**	**ug/kg**	**58**

SURROGATE	PERCENT RECOVERY	RECOVERY LIMITS
Nitrobenzene-d5	NC,DIL	(27 - 110)
Terphenyl-d14	NC,DIL	(21 - 130)
2-Fluorobiphenyl	NC,DIL	(28 - 108)
2-Fluorophenol	NC,DIL	(28 - 107)
Phenol-d5	NC,DIL	(30 - 112)
2,4,6-Tribromophenol	NC,DIL	(21 - 116)

NOTE(S):

NC The recovery and/or RPD were not calculated.

DIL The concentration is estimated or not reported due to dilution or the presence of interfering analytes.

Results and reporting limits have been adjusted for dry weight.

Tetra Tech NUS, Inc

Client Sample ID: FMC-III-SED-28B

GC/MS Semivolatiles

Lot-Sample #...:	C8H010190-013	Work Order #...:	KTHHN1AD	Matrix.....:	SOLID
Date Sampled...:	07/31/08 15:30	Date Received..:	08/01/08 09:40	MS Run #.....:	8217019
Prep Date.....:	08/04/08	Analysis Date..:	08/05/08		
Prep Batch #...:	8217027	Analysis Time..:	12:31		
Dilution Factor:	10	Initial Wgt/Vol:	15 g	Final Wgt/Vol..:	0.5 mL
% Moisture.....:	54	Analyst ID.....:	403801	Instrument ID..:	71
		Method.....:	SW846 8270C		

PARAMETER	RESULT	REPORTING LIMIT	UNITS	MDL
Naphthalene	ND	150	ug/kg	35
Acenaphthylene	**120 J**	**150**	**ug/kg**	**42**
Acenaphthene	**270**	**150**	**ug/kg**	**38**
Fluorene	**550**	**150**	**ug/kg**	**35**
Phenanthrene	**610**	**150**	**ug/kg**	**35**
Anthracene	**470**	**150**	**ug/kg**	**41**
Fluoranthene	**1700**	**150**	**ug/kg**	**47**
Pyrene	**1700**	**150**	**ug/kg**	**44**
Benzo(a)anthracene	**760**	**150**	**ug/kg**	**29**
Chrysene	**750**	**150**	**ug/kg**	**29**
Benzo(b)fluoranthene	**820**	**150**	**ug/kg**	**28**
Benzo(k)fluoranthene	**280**	**150**	**ug/kg**	**23**
Benzo(a)pyrene	**960**	**150**	**ug/kg**	**22**
Indeno(1,2,3-cd)pyrene	**630**	**150**	**ug/kg**	**26**
Dibenzo(a,h)anthracene	**190**	**150**	**ug/kg**	**46**
Benzo(ghi)perylene	**830**	**150**	**ug/kg**	**25**

SURROGATE	PERCENT RECOVERY	RECOVERY LIMITS
Nitrobenzene-d5	62	(27 - 110)
Terphenyl-d14	59	(21 - 130)
2-Fluorobiphenyl	59	(28 - 108)
2-Fluorophenol	58	(28 - 107)
Phenol-d5	62	(30 - 112)
2,4,6-Tribromophenol	64	(21 - 116)

NOTE(S):

Results and reporting limits have been adjusted for dry weight.

J Estimated result. Result is less than RL.

Tetra Tech NUS, Inc

Client Sample ID: FMC-III-SED-28C

GC/MS Semivolatiles

Lot-Sample #...:	C8H010190-014	Work Order #...:	KTHHP1AD	Matrix.....:	SOLID
Date Sampled...:	07/31/08 15:30	Date Received..:	08/01/08 09:40	MS Run #.....:	8217019
Prep Date.....:	08/04/08	Analysis Date..:	08/05/08		
Prep Batch #...:	8217027	Analysis Time..:	17:22		
Dilution Factor:	10	Initial Wgt/Vol:	15 g	Final Wgt/Vol..:	0.5 mL
% Moisture.....:	51	Analyst ID.....:	403801	Instrument ID..:	71
		Method.....:	SW846 8270C		

PARAMETER	RESULT	REPORTING LIMIT	UNITS	MDL
Naphthalene	ND	140	ug/kg	33
Acenaphthylene	ND	140	ug/kg	40
Acenaphthene	**240**	**140**	**ug/kg**	**36**
Fluorene	**500**	**140**	**ug/kg**	**33**
Phenanthrene	**140**	**140**	**ug/kg**	**33**
Anthracene	**300**	**140**	**ug/kg**	**39**
Fluoranthene	**490**	**140**	**ug/kg**	**44**
Pyrene	**260**	**140**	**ug/kg**	**42**
Benzo(a)anthracene	**170**	**140**	**ug/kg**	**27**
Chrysene	**180**	**140**	**ug/kg**	**27**
Benzo(b)fluoranthene	**210**	**140**	**ug/kg**	**26**
Benzo(k)fluoranthene	**79 J**	**140**	**ug/kg**	**22**
Benzo(a)pyrene	**290**	**140**	**ug/kg**	**21**
Indeno(1,2,3-cd)pyrene	**260**	**140**	**ug/kg**	**24**
Dibenzo(a,h)anthracene	**150**	**140**	**ug/kg**	**43**
Benzo(ghi)perylene	**280**	**140**	**ug/kg**	**23**

SURROGATE	PERCENT RECOVERY	RECOVERY LIMITS
Nitrobenzene-d5	68	(27 - 110)
Terphenyl-d14	70	(21 - 130)
2-Fluorobiphenyl	63	(28 - 108)
2-Fluorophenol	65	(28 - 107)
Phenol-d5	66	(30 - 112)
2,4,6-Tribromophenol	75	(21 - 116)

NOTE(S):

Results and reporting limits have been adjusted for dry weight.

J Estimated result. Result is less than RL.

Tetra Tech NUS, Inc

Client Sample ID: FMC-III-SED-30A

GC/MS Semivolatiles

Lot-Sample #...:	C8H010190-015	**Work Order #...:**	KTHHQ1AD	**Matrix.....:**	SOLID
Date Sampled...:	07/31/08 13:10	**Date Received..:**	08/01/08 09:40	**MS Run #.....:**	8217019
Prep Date.....:	08/04/08	**Analysis Date..:**	08/05/08		
Prep Batch #...:	8217027	**Analysis Time..:**	17:42		
Dilution Factor:	9.86	**Initial Wgt/Vol:**	15.2 g	**Final Wgt/Vol..:**	0.5 mL
% Moisture.....:	57	**Analyst ID.....:**	403801	**Instrument ID..:**	71
		Method.....:	SW846 8270C		

PARAMETER	RESULT	REPORTING LIMIT	UNITS	MDL
Naphthalene	**39 J**	**160**	**ug/kg**	**37**
Acenaphthylene	**180**	**160**	**ug/kg**	**45**
Acenaphthene	**270**	**160**	**ug/kg**	**40**
Fluorene	**580**	**160**	**ug/kg**	**37**
Phenanthrene	**160**	**160**	**ug/kg**	**37**
Anthracene	**420**	**160**	**ug/kg**	**44**
Fluoranthene	**850**	**160**	**ug/kg**	**50**
Pyrene	**560**	**160**	**ug/kg**	**47**
Benzo(a)anthracene	**480**	**160**	**ug/kg**	**30**
Chrysene	**530**	**160**	**ug/kg**	**30**
Benzo(b)fluoranthene	**690**	**160**	**ug/kg**	**30**
Benzo(k)fluoranthene	**350**	**160**	**ug/kg**	**25**
Benzo(a)pyrene	**660**	**160**	**ug/kg**	**24**
Indeno(1,2,3-cd)pyrene	**560**	**160**	**ug/kg**	**27**
Dibenzo(a,h)anthracene	**220**	**160**	**ug/kg**	**49**
Benzo(ghi)perylene	**640**	**160**	**ug/kg**	**26**

SURROGATE	PERCENT RECOVERY	RECOVERY LIMITS
Nitrobenzene-d5	54	(27 - 110)
Terphenyl-d14	54	(21 - 130)
2-Fluorobiphenyl	51	(28 - 108)
2-Fluorophenol	48	(28 - 107)
Phenol-d5	50	(30 - 112)
2,4,6-Tribromophenol	66	(21 - 116)

NOTE(S):

Results and reporting limits have been adjusted for dry weight.

J Estimated result. Result is less than RL.

Tetra Tech NUS, Inc

Client Sample ID: FMC-III-SED-30B

GC/MS Semivolatiles

Lot-Sample #...:	C8H010190-016	Work Order #...:	KTHHR1AD	Matrix.....:	SOLID
Date Sampled...:	07/31/08 13:15	Date Received..:	08/01/08 09:40	MS Run #.....:	8217019
Prep Date.....:	08/04/08	Analysis Date..:	08/05/08		
Prep Batch #...:	8217027	Analysis Time..:	18:01		
Dilution Factor:	10	Initial Wgt/Vol:	15 g	Final Wgt/Vol..:	0.5 mL
% Moisture.....:	65	Analyst ID.....:	403801	Instrument ID..:	71
		Method.....:	SW846 8270C		

PARAMETER	RESULT	REPORTING LIMIT	UNITS	MDL
Naphthalene	**80 J**	**190**	**ug/kg**	**46**
Acenaphthylene	**110 J**	**190**	**ug/kg**	**55**
Acenaphthene	**320**	**190**	**ug/kg**	**49**
Fluorene	**700**	**190**	**ug/kg**	**46**
Phenanthrene	**200**	**190**	**ug/kg**	**45**
Anthracene	**450**	**190**	**ug/kg**	**53**
Fluoranthene	**750**	**190**	**ug/kg**	**61**
Pyrene	**440**	**190**	**ug/kg**	**58**
Benzo(a)anthracene	**300**	**190**	**ug/kg**	**37**
Chrysene	**360**	**190**	**ug/kg**	**37**
Benzo(b)fluoranthene	**520**	**190**	**ug/kg**	**36**
Benzo(k)fluoranthene	ND	190	ug/kg	30
Benzo(a)pyrene	**440**	**190**	**ug/kg**	**29**
Indeno(1,2,3-cd)pyrene	**450**	**190**	**ug/kg**	**33**
Dibenzo(a,h)anthracene	**210**	**190**	**ug/kg**	**60**
Benzo(ghi)perylene	**500**	**190**	**ug/kg**	**32**

SURROGATE	PERCENT RECOVERY	RECOVERY LIMITS
Nitrobenzene-d5	63	(27 - 110)
Terphenyl-d14	53	(21 - 130)
2-Fluorobiphenyl	53	(28 - 108)
2-Fluorophenol	57	(28 - 107)
Phenol-d5	57	(30 - 112)
2,4,6-Tribromophenol	61	(21 - 116)

NOTE(S):

Results and reporting limits have been adjusted for dry weight.

J Estimated result. Result is less than RL.

Tetra Tech NUS, Inc

Client Sample ID: FMC-III-SED-30C

GC/MS Semivolatiles

Lot-Sample #...:	C8H010190-017	**Work Order #...:**	KTHHV1AD	**Matrix.....:**	SOLID
Date Sampled...:	07/31/08 13:15	**Date Received..:**	08/01/08 09:40	**MS Run #.....:**	8217019
Prep Date.....:	08/04/08	**Analysis Date..:**	08/05/08		
Prep Batch #...:	8217027	**Analysis Time..:**	18:21		
Dilution Factor:	9.86	**Initial Wgt/Vol:**	15.2 g	**Final Wgt/Vol..:**	0.5 mL
% Moisture.....:	59	**Analyst ID.....:**	403801	**Instrument ID..:**	71
		Method.....:	SW846 8270C		

PARAMETER	RESULT	REPORTING LIMIT	UNITS	MDL
Naphthalene	ND	160	ug/kg	39
Acenaphthylene	ND	160	ug/kg	46
Acenaphthene	ND	160	ug/kg	41
Fluorene	ND	160	ug/kg	39
Phenanthrene	ND	160	ug/kg	38
Anthracene	ND	160	ug/kg	45
Fluoranthene	ND	160	ug/kg	51
Pyrene	ND	160	ug/kg	49
Benzo(a)anthracene	ND	160	ug/kg	31
Chrysene	ND	160	ug/kg	32
Benzo(b)fluoranthene	ND	160	ug/kg	31
Benzo(k)fluoranthene	ND	160	ug/kg	25
Benzo(a)pyrene	ND	160	ug/kg	24
Indeno(1,2,3-cd)pyrene	ND	160	ug/kg	28
Dibenzo(a,h)anthracene	ND	160	ug/kg	50
Benzo(ghi)perylene	ND	160	ug/kg	27

SURROGATE	PERCENT RECOVERY	RECOVERY LIMITS
Nitrobenzene-d5	49	(27 - 110)
Terphenyl-d14	51	(21 - 130)
2-Fluorobiphenyl	46	(28 - 108)
2-Fluorophenol	45	(28 - 107)
Phenol-d5	46	(30 - 112)
2,4,6-Tribromophenol	56	(21 - 116)

NOTE(S):

Results and reporting limits have been adjusted for dry weight.

Tetra Tech NUS, Inc

Client Sample ID: FMC-III-SED-32A

GC/MS Semivolatiles

Lot-Sample #...:	C8H010190-018	Work Order #...:	KTHHW1AD	Matrix.....:	SOLID
Date Sampled...:	07/31/08 12:00	Date Received..:	08/01/08 09:40	MS Run #.....:	8217019
Prep Date.....:	08/04/08	Analysis Date..:	08/05/08		
Prep Batch #...:	8217027	Analysis Time..:	18:40		
Dilution Factor:	10	Initial Wgt/Vol:	15 g	Final Wgt/Vol..:	0.5 mL
% Moisture.....:	73	Analyst ID.....:	403801	Instrument ID..:	71
		Method.....:	SW846 8270C		

PARAMETER	RESULT	REPORTING LIMIT	UNITS	MDL
Naphthalene	74 J	240	ug/kg	59
Acenaphthylene	190 J	240	ug/kg	70
Acenaphthene	410	240	ug/kg	63
Fluorene	900	240	ug/kg	59
Phenanthrene	230 J	240	ug/kg	58
Anthracene	620	240	ug/kg	69
Fluoranthene	980	240	ug/kg	78
Pyrene	660	240	ug/kg	74
Benzo(a)anthracene	410	240	ug/kg	48
Chrysene	480	240	ug/kg	48
Benzo(b)fluoranthene	870	240	ug/kg	47
Benzo(k)fluoranthene	ND	240	ug/kg	39
Benzo(a)pyrene	700	240	ug/kg	37
Indeno(1,2,3-cd)pyrene	700	240	ug/kg	43
Dibenzo(a,h)anthracene	280	240	ug/kg	77
Benzo(ghi)perylene	800	240	ug/kg	41

SURROGATE	PERCENT RECOVERY	RECOVERY LIMITS
Nitrobenzene-d5	67	(27 - 110)
Terphenyl-d14	65	(21 - 130)
2-Fluorobiphenyl	62	(28 - 108)
2-Fluorophenol	65	(28 - 107)
Phenol-d5	64	(30 - 112)
2,4,6-Tribromophenol	72	(21 - 116)

NOTE(S):

Results and reporting limits have been adjusted for dry weight.

J Estimated result. Result is less than RL.

Tetra Tech NUS, Inc

Client Sample ID: FMC-III-SED-32B

GC/MS Semivolatiles

Lot-Sample #...:	C8H010190-019	Work Order #...:	KTHH01AD	Matrix.....:	SOLID
Date Sampled...:	07/31/08 13:00	Date Received..:	08/01/08 09:40	MS Run #.....:	8217019
Prep Date.....:	08/04/08	Analysis Date..:	08/05/08		
Prep Batch #...:	8217027	Analysis Time..:	18:59		
Dilution Factor:	10	Initial Wgt/Vol:	15 g	Final Wgt/Vol..:	0.5 mL
% Moisture.....:	70	Analyst ID.....:	403801	Instrument ID..:	71
		Method.....:	SW846 8270C		

PARAMETER	RESULT	REPORTING LIMIT	UNITS	MDL
Naphthalene	**140 J**	**220**	**ug/kg**	**54**
Acenaphthylene	**220**	**220**	**ug/kg**	**65**
Acenaphthene	**400**	**220**	**ug/kg**	**58**
Fluorene	**860**	**220**	**ug/kg**	**54**
Phenanthrene	**430**	**220**	**ug/kg**	**53**
Anthracene	**630**	**220**	**ug/kg**	**63**
Fluoranthene	**1400**	**220**	**ug/kg**	**72**
Pyrene	**1100**	**220**	**ug/kg**	**68**
Benzo(a)anthracene	**600**	**220**	**ug/kg**	**44**
Chrysene	**750**	**220**	**ug/kg**	**44**
Benzo(b)fluoranthene	**1100**	**220**	**ug/kg**	**43**
Benzo(k)fluoranthene	ND	220	ug/kg	36
Benzo(a)pyrene	**860**	**220**	**ug/kg**	**34**
Indeno(1,2,3-cd)pyrene	**810**	**220**	**ug/kg**	**39**
Dibenzo(a,h)anthracene	**280**	**220**	**ug/kg**	**71**
Benzo(ghi)perylene	**970**	**220**	**ug/kg**	**38**

SURROGATE	PERCENT RECOVERY	RECOVERY LIMITS
Nitrobenzene-d5	57	(27 - 110)
Terphenyl-d14	58	(21 - 130)
2-Fluorobiphenyl	56	(28 - 108)
2-Fluorophenol	50	(28 - 107)
Phenol-d5	51	(30 - 112)
2,4,6-Tribromophenol	63	(21 - 116)

NOTE(S):

Results and reporting limits have been adjusted for dry weight.

J Estimated result. Result is less than RL.

Tetra Tech NUS, Inc

Client Sample ID: FMC-III-SED-32C

GC/MS Semivolatiles

Lot-Sample #...:	C8H010190-020	**Work Order #...:**	KTHH21AD	**Matrix.....:**	SOLID
Date Sampled...:	07/31/08 13:00	**Date Received..:**	08/01/08 09:40	**MS Run #.....:**	8217019
Prep Date.....:	08/04/08	**Analysis Date..:**	08/05/08		
Prep Batch #...:	8217027	**Analysis Time..:**	19:18		
Dilution Factor:	10	**Initial Wgt/Vol:**	15 g	**Final Wgt/Vol..:**	0.5 mL
% Moisture.....:	64	**Analyst ID.....:**	403801	**Instrument ID..:**	71
		Method.....:	SW846 8270C		

PARAMETER	RESULT	REPORTING LIMIT	UNITS	MDL
Naphthalene	ND	190	ug/kg	45
Acenaphthylene	ND	190	ug/kg	54
Acenaphthene	ND	190	ug/kg	48
Fluorene	ND	190	ug/kg	45
Phenanthrene	ND	190	ug/kg	44
Anthracene	ND	190	ug/kg	53
Fluoranthene	ND	190	ug/kg	60
Pyrene	ND	190	ug/kg	57
Benzo(a)anthracene	ND	190	ug/kg	37
Chrysene	ND	190	ug/kg	37
Benzo(b)fluoranthene	ND	190	ug/kg	36
Benzo(k)fluoranthene	ND	190	ug/kg	30
Benzo(a)pyrene	ND	190	ug/kg	29
Indeno(1,2,3-cd)pyrene	ND	190	ug/kg	33
Dibenzo(a,h)anthracene	ND	190	ug/kg	59
Benzo(ghi)perylene	ND	190	ug/kg	32

SURROGATE	PERCENT RECOVERY	RECOVERY LIMITS
Nitrobenzene-d5	75	(27 - 110)
Terphenyl-d14	65	(21 - 130)
2-Fluorobiphenyl	68	(28 - 108)
2-Fluorophenol	66	(28 - 107)
Phenol-d5	65	(30 - 112)
2,4,6-Tribromophenol	71	(21 - 116)

NOTE(S):

Results and reporting limits have been adjusted for dry weight.

Tetra Tech NUS, Inc

Client Sample ID: FMC-III-SED-35A

GC/MS Semivolatiles

Lot-Sample #...:	C8H010190-021	**Work Order #...:**	KTHH31AD	**Matrix.....:**	SOLID
Date Sampled...:	07/31/08 09:25	**Date Received..:**	08/01/08 09:40	**MS Run #.....:**	8217003
Prep Date.....:	08/04/08	**Analysis Date..:**	08/04/08		
Prep Batch #...:	8217011	**Analysis Time..:**	14:52		
Dilution Factor:	4.95	**Initial Wgt/Vol:**	15.2 g	**Final Wgt/Vol..:**	0.5 mL
% Moisture.....:	68	**Analyst ID.....:**	007062	**Instrument ID..:**	732
		Method.....:	SW846 8270C		

PARAMETER	RESULT	REPORTING LIMIT	UNITS	MDL
Naphthalene	**91 J**	**110**	**ug/kg**	**25**
Acenaphthylene	**59 J**	**110**	**ug/kg**	**30**
Acenaphthene	ND	110	ug/kg	27
Fluorene	ND	110	ug/kg	25
Phenanthrene	**170**	**110**	**ug/kg**	**25**
Anthracene	**70 J**	**110**	**ug/kg**	**30**
Fluoranthene	**410**	**110**	**ug/kg**	**34**
Pyrene	**330**	**110**	**ug/kg**	**32**
Benzo(a)anthracene	**170**	**110**	**ug/kg**	**21**
Chrysene	**170**	**110**	**ug/kg**	**21**
Benzo(b)fluoranthene	**330**	**110**	**ug/kg**	**20**
Benzo(k)fluoranthene	ND	110	ug/kg	17
Benzo(a)pyrene	**180**	**110**	**ug/kg**	**16**
Indeno(1,2,3-cd)pyrene	**170**	**110**	**ug/kg**	**18**
Dibenzo(a,h)anthracene	ND	110	ug/kg	33
Benzo(ghi)perylene	**190**	**110**	**ug/kg**	**18**

SURROGATE	PERCENT RECOVERY	RECOVERY LIMITS
Nitrobenzene-d5	72	(27 - 110)
Terphenyl-d14	77	(21 - 130)
2-Fluorobiphenyl	68	(28 - 108)
2-Fluorophenol	79	(28 - 107)
Phenol-d5	76	(30 - 112)
2,4,6-Tribromophenol	77	(21 - 116)

NOTE(S):

Results and reporting limits have been adjusted for dry weight.

J Estimated result. Result is less than RL.

Tetra Tech NUS, Inc

Client Sample ID: FMC-III-SED-35B

GC/MS Semivolatiles

Lot-Sample #...:	C8H010190-022	**Work Order #...:**	KTHH41AD	**Matrix.....:**	SOLID
Date Sampled...:	07/31/08 09:35	**Date Received..:**	08/01/08 09:40	**MS Run #.....:**	8217003
Prep Date.....:	08/04/08	**Analysis Date..:**	08/04/08		
Prep Batch #...:	8217011	**Analysis Time..:**	15:12		
Dilution Factor:	5	**Initial Wgt/Vol:**	15 g	**Final Wgt/Vol..:**	0.5 mL
% Moisture.....:	64	**Analyst ID.....:**	007062	**Instrument ID..:**	732
		Method.....:	SW846 8270C		

PARAMETER	RESULT	REPORTING LIMIT	UNITS	MDL
Naphthalene	ND	92	ug/kg	22
Acenaphthylene	ND	92	ug/kg	27
Acenaphthene	ND	92	ug/kg	24
Fluorene	ND	92	ug/kg	22
Phenanthrene	**56 J**	**92**	**ug/kg**	**22**
Anthracene	ND	92	ug/kg	26
Fluoranthene	**81 J**	**92**	**ug/kg**	**30**
Pyrene	**52 J**	**92**	**ug/kg**	**28**
Benzo(a)anthracene	ND	92	ug/kg	18
Chrysene	ND	92	ug/kg	18
Benzo(b)fluoranthene	**50 J**	**92**	**ug/kg**	**18**
Benzo(k)fluoranthene	ND	92	ug/kg	15
Benzo(a)pyrene	**180**	**92**	**ug/kg**	**14**
Indeno(1,2,3-cd)pyrene	ND	92	ug/kg	16
Dibenzo(a,h)anthracene	ND	92	ug/kg	29
Benzo(ghi)perylene	ND	92	ug/kg	16

SURROGATE	PERCENT RECOVERY	RECOVERY LIMITS
Nitrobenzene-d5	62	(27 - 110)
Terphenyl-d14	63	(21 - 130)
2-Fluorobiphenyl	59	(28 - 108)
2-Fluorophenol	65	(28 - 107)
Phenol-d5	63	(30 - 112)
2,4,6-Tribromophenol	67	(21 - 116)

NOTE(S):

Results and reporting limits have been adjusted for dry weight.

J Estimated result. Result is less than RL.

Tetra Tech NUS, Inc

Client Sample ID: FMC-III-SED-35C

GC/MS Semivolatiles

Lot-Sample #...:	C8H010190-023	**Work Order #...:**	KTHH51AD	**Matrix.....:**	SOLID
Date Sampled...:	07/31/08 09:35	**Date Received..:**	08/01/08 09:40	**MS Run #.....:**	8217003
Prep Date.....:	08/04/08	**Analysis Date..:**	08/04/08		
Prep Batch #...:	8217011	**Analysis Time..:**	15:33		
Dilution Factor:	5	**Initial Wgt/Vol:**	15 g	**Final Wgt/Vol..:**	0.5 mL
% Moisture.....:	59	**Analyst ID.....:**	007062	**Instrument ID..:**	732
		Method.....:	SW846 8270C		

PARAMETER	RESULT	REPORTING LIMIT	UNITS	MDL
Naphthalene	**44 J**	**82**	**ug/kg**	**20**
Acenaphthylene	ND	82	ug/kg	24
Acenaphthene	ND	82	ug/kg	21
Fluorene	ND	82	ug/kg	20
Phenanthrene	**69 J**	**82**	**ug/kg**	**19**
Anthracene	ND	82	ug/kg	23
Fluoranthene	**75 J**	**82**	**ug/kg**	**26**
Pyrene	**53 J**	**82**	**ug/kg**	**25**
Benzo(a)anthracene	ND	82	ug/kg	16
Chrysene	ND	82	ug/kg	16
Benzo(b)fluoranthene	**51 J**	**82**	**ug/kg**	**16**
Benzo(k)fluoranthene	ND	82	ug/kg	13
Benzo(a)pyrene	**95**	**82**	**ug/kg**	**13**
Indeno(1,2,3-cd)pyrene	ND	82	ug/kg	14
Dibenzo(a,h)anthracene	ND	82	ug/kg	26
Benzo(ghi)perylene	ND	82	ug/kg	14

SURROGATE	PERCENT RECOVERY	RECOVERY LIMITS
Nitrobenzene-d5	46	(27 - 110)
Terphenyl-d14	47	(21 - 130)
2-Fluorobiphenyl	43	(28 - 108)
2-Fluorophenol	48	(28 - 107)
Phenol-d5	46	(30 - 112)
2,4,6-Tribromophenol	46	(21 - 116)

NOTE(S):

Results and reporting limits have been adjusted for dry weight.

J Estimated result. Result is less than RL.

Tetra Tech NUS, Inc

Client Sample ID: FMC-III-SED-9B

GC/MS Semivolatiles

Lot-Sample #...:	C8H010190-005	Work Order #...:	KTHG81AD	Matrix.....:	SOLID
Date Sampled...:	07/31/08 08:00	Date Received..:	08/01/08 09:40	MS Run #.....:	8217019
Prep Date.....:	08/04/08	Analysis Date..:	08/05/08		
Prep Batch #...:	8217027	Analysis Time..:	14:47		
Dilution Factor:	10	Initial Wgt/Vol:	15 g	Final Wgt/Vol..:	0.5 mL
% Moisture.....:	70	Analyst ID.....:	403801	Instrument ID..:	71
		Method.....:	SW846 8270C		

PARAMETER	RESULT	REPORTING LIMIT	UNITS	MDL
Naphthalene	ND	220	ug/kg	53
Acenaphthylene	92 J	220	ug/kg	64
Acenaphthene	360	220	ug/kg	57
Fluorene	800	220	ug/kg	53
Phenanthrene	160 J	220	ug/kg	52
Anthracene	510	220	ug/kg	62
Fluoranthene	740	220	ug/kg	71
Pyrene	460	220	ug/kg	67
Benzo(a)anthracene	320	220	ug/kg	43
Chrysene	350	220	ug/kg	43
Benzo(b)fluoranthene	430	220	ug/kg	42
Benzo(k)fluoranthene	210 J	220	ug/kg	35
Benzo(a)pyrene	500	220	ug/kg	34
Indeno(1,2,3-cd)pyrene	530	220	ug/kg	39
Dibenzo(a,h)anthracene	230	220	ug/kg	69
Benzo(ghi)perylene	560	220	ug/kg	37

SURROGATE	PERCENT RECOVERY	RECOVERY LIMITS
Nitrobenzene-d5	48	(27 - 110)
Terphenyl-d14	44	(21 - 130)
2-Fluorobiphenyl	40	(28 - 108)
2-Fluorophenol	39	(28 - 107)
Phenol-d5	39	(30 - 112)
2,4,6-Tribromophenol	44	(21 - 116)

NOTE(S):

Results and reporting limits have been adjusted for dry weight.

J Estimated result. Result is less than RL.

Tetra Tech NUS, Inc

Client Sample ID: FMC-III-SED-9C

GC/MS Semivolatiles

Lot-Sample #...:	C8H010190-006	Work Order #...:	KTHHA1AD	Matrix.....:	SOLID
Date Sampled...:	07/31/08 08:00	Date Received..:	08/01/08 09:40	MS Run #.....:	8217019
Prep Date.....:	08/04/08	Analysis Date..:	08/05/08		
Prep Batch #...:	8217027	Analysis Time..:	15:06		
Dilution Factor:	10	Initial Wgt/Vol:	15 g	Final Wgt/Vol..:	0.5 mL
% Moisture.....:	66	Analyst ID.....:	403801	Instrument ID..:	71
		Method.....:	SW846 8270C		

PARAMETER	RESULT	REPORTING LIMIT	UNITS	MDL
Naphthalene	210	200	ug/kg	47
Acenaphthylene	120 J	200	ug/kg	56
Acenaphthene	360	200	ug/kg	50
Fluorene	770	200	ug/kg	47
Phenanthrene	440	200	ug/kg	46
Anthracene	540	200	ug/kg	55
Fluoranthene	1200	200	ug/kg	63
Pyrene	850	200	ug/kg	59
Benzo(a)anthracene	520	200	ug/kg	38
Chrysene	550	200	ug/kg	38
Benzo(b)fluoranthene	650	200	ug/kg	37
Benzo(k)fluoranthene	240	200	ug/kg	31
Benzo(a)pyrene	690	200	ug/kg	30
Indeno(1,2,3-cd)pyrene	600	200	ug/kg	34
Dibenzo(a,h)anthracene	240	200	ug/kg	61
Benzo(ghi)perylene	690	200	ug/kg	33

SURROGATE	PERCENT RECOVERY	RECOVERY LIMITS
Nitrobenzene-d5	67	(27 - 110)
Terphenyl-d14	56	(21 - 130)
2-Fluorobiphenyl	58	(28 - 108)
2-Fluorophenol	57	(28 - 107)
Phenol-d5	56	(30 - 112)
2,4,6-Tribromophenol	60	(21 - 116)

NOTE(S):

Results and reporting limits have been adjusted for dry weight.

J Estimated result. Result is less than RL.

Tetra Tech NUS, Inc

Client Sample ID: FMC-III-SW-27

GC/MS Semivolatiles

Lot-Sample #...:	C8H010190-024	**Work Order #...:**	KTHH61AC	**Matrix.....:**	WATER
Date Sampled...:	07/31/08 13:15	**Date Received..:**	08/01/08 09:40	**MS Run #.....:**	
Prep Date.....:	08/04/08	**Analysis Date..:**	08/05/08		
Prep Batch #...:	8217238	**Analysis Time..:**	13:27		
Dilution Factor:	0.99	**Initial Wgt/Vol:**	1010 mL	**Final Wgt/Vol..:**	1 mL
Analyst ID.....:	007062	**Instrument ID..:**	732		
		Method.....:	SW846 8270C		

PARAMETER	RESULT	REPORTING LIMIT	UNITS	MDL
Naphthalene	ND	0.20	ug/L	0.043
Acenaphthylene	ND	0.20	ug/L	0.046
Acenaphthene	ND	0.20	ug/L	0.052
Fluorene	**0.21**	**0.20**	**ug/L**	**0.054**
Phenanthrene	**0.14 J,B**	**0.20**	**ug/L**	**0.054**
Anthracene	ND	0.20	ug/L	0.050
Fluoranthene	**0.12 J**	**0.20**	**ug/L**	**0.049**
Pyrene	**0.13 J**	**0.20**	**ug/L**	**0.056**
Benzo(a)anthracene	ND	0.20	ug/L	0.041
Chrysene	ND	0.20	ug/L	0.035
Benzo(b)fluoranthene	ND	0.20	ug/L	0.031
Benzo(k)fluoranthene	ND	0.20	ug/L	0.039
Benzo(a)pyrene	ND	0.20	ug/L	0.043
Indeno(1,2,3-cd)pyrene	**0.12 J**	**0.20**	**ug/L**	**0.047**
Dibenzo(a,h)anthracene	**0.17 J**	**0.20**	**ug/L**	**0.034**
Benzo(ghi)perylene	**0.16 J**	**0.20**	**ug/L**	**0.027**

SURROGATE	PERCENT RECOVERY	RECOVERY LIMITS
Nitrobenzene-d5	95	(23 - 112)
Terphenyl-d14	41	(10 - 132)
2-Fluorobiphenyl	88	(19 - 107)
2-Fluorophenol	76	(10 - 111)
Phenol-d5	70	(15 - 112)
2,4,6-Tribromophenol	107	(16 - 122)

NOTE(S):

J Estimated result. Result is less than RL.

B Method blank contamination. The associated method blank contains the target analyte at a reportable level.

Tetra Tech NUS, Inc

Client Sample ID: FMC-III-SW-28

GC/MS Semivolatiles

Lot-Sample #...:	C8H010190-027	**Work Order #...:**	KTHJE1AX	**Matrix.....:**	WATER
Date Sampled...:	07/31/08 14:35	**Date Received..:**	08/01/08 09:40	**MS Run #.....:**	
Prep Date.....:	08/04/08	**Analysis Date..:**	08/05/08		
Prep Batch #...:	8217238	**Analysis Time..:**	14:30		
Dilution Factor:	1.01	**Initial Wgt/Vol:**	990 mL	**Final Wgt/Vol..:**	1 mL
Analyst ID.....:	007062	**Instrument ID..:**	732		
		Method.....:	SW846 8270C		

PARAMETER	RESULT	REPORTING LIMIT	UNITS	MDL
Naphthalene	ND	0.20	ug/L	0.043
Acenaphthylene	ND	0.20	ug/L	0.047
Acenaphthene	ND	0.20	ug/L	0.053
Fluorene	ND	0.20	ug/L	0.055
Phenanthrene	**0.15 J,B**	**0.20**	**ug/L**	**0.056**
Anthracene	ND	0.20	ug/L	0.051
Fluoranthene	**0.34**	**0.20**	**ug/L**	**0.050**
Pyrene	**0.35**	**0.20**	**ug/L**	**0.057**
Benzo(a)anthracene	**0.94**	**0.20**	**ug/L**	**0.041**
Chrysene	**0.83**	**0.20**	**ug/L**	**0.036**
Benzo(b)fluoranthene	**1.4 B**	**0.20**	**ug/L**	**0.032**
Benzo(k)fluoranthene	**0.73**	**0.20**	**ug/L**	**0.040**
Benzo(a)pyrene	**0.65**	**0.20**	**ug/L**	**0.044**
Indeno(1,2,3-cd)pyrene	**1.0**	**0.20**	**ug/L**	**0.048**
Dibenzo(a,h)anthracene	**0.96**	**0.20**	**ug/L**	**0.035**
Benzo(ghi)perylene	**0.83**	**0.20**	**ug/L**	**0.028**

SURROGATE	PERCENT RECOVERY	RECOVERY LIMITS
Nitrobenzene-d5	102	(23 - 112)
Terphenyl-d14	54	(10 - 132)
2-Fluorobiphenyl	96	(19 - 107)
2-Fluorophenol	83	(10 - 111)
Phenol-d5	80	(15 - 112)
2,4,6-Tribromophenol	112	(16 - 122)

NOTE(S):

J Estimated result. Result is less than RL.

B Method blank contamination. The associated method blank contains the target analyte at a reportable level.

Tetra Tech NUS, Inc

Client Sample ID: FMC-III-SW-30

GC/MS Semivolatiles

Lot-Sample #...:	C8H010190-026	Work Order #...:	KTHJA1AC	Matrix.....:	WATER
Date Sampled...:	07/31/08 11:35	Date Received..:	08/01/08 09:40	MS Run #.....:	
Prep Date.....:	08/04/08	Analysis Date..:	08/06/08		
Prep Batch #...:	8217238	Analysis Time..:	12:09		
Dilution Factor:	0.99	Initial Wgt/Vol:	1010 mL	Final Wgt/Vol..:	1 mL
Analyst ID.....:	007062	Instrument ID..:	732		
		Method.....:	SW846 8270C		

PARAMETER	RESULT	REPORTING LIMIT	UNITS	MDL
Naphthalene	0.079 J	0.20	ug/L	0.043
Acenaphthylene	0.085 J	0.20	ug/L	0.046
Acenaphthene	0.12 J	0.20	ug/L	0.052
Fluorene	0.17 J	0.20	ug/L	0.054
Phenanthrene	0.35 B	0.20	ug/L	0.054
Anthracene	0.26	0.20	ug/L	0.050
Fluoranthene	0.35	0.20	ug/L	0.049
Pyrene	0.32	0.20	ug/L	0.056
Benzo(a)anthracene	0.38	0.20	ug/L	0.041
Chrysene	0.46	0.20	ug/L	0.035
Benzo(b)fluoranthene	0.38 B	0.20	ug/L	0.031
Benzo(k)fluoranthene	0.42	0.20	ug/L	0.039
Benzo(a)pyrene	0.27	0.20	ug/L	0.043
Indeno(1,2,3-cd)pyrene	0.44	0.20	ug/L	0.047
Dibenzo(a,h)anthracene	0.48	0.20	ug/L	0.034
Benzo(ghi)perylene	0.46	0.20	ug/L	0.027

SURROGATE	PERCENT RECOVERY	RECOVERY LIMITS
Nitrobenzene-d5	89	(23 - 112)
Terphenyl-d14	39	(10 - 132)
2-Fluorobiphenyl	71	(19 - 107)
2-Fluorophenol	79	(10 - 111)
Phenol-d5	75	(15 - 112)
2,4,6-Tribromophenol	85	(16 - 122)

NOTE(S):

J Estimated result. Result is less than RL.

B Method blank contamination. The associated method blank contains the target analyte at a reportable level.

Tetra Tech NUS, Inc

Client Sample ID: FMC-III-SW-32

GC/MS Semivolatiles

Lot-Sample #...:	C8H010190-025	**Work Order #...:**	KTHH81AM	**Matrix.....:**	WATER
Date Sampled...:	07/31/08 10:42	**Date Received..:**	08/01/08 09:40	**MS Run #.....:**	
Prep Date.....:	08/04/08	**Analysis Date..:**	08/05/08		
Prep Batch #...:	8217238	**Analysis Time..:**	13:48		
Dilution Factor:	0.96	**Initial Wgt/Vol:**	1040 mL	**Final Wgt/Vol..:**	1 mL
Analyst ID.....:	007062	**Instrument ID..:**	732		
		Method.....:	SW846 8270C		

PARAMETER	RESULT	REPORTING LIMIT	UNITS	MDL
Naphthalene	ND	0.19	ug/L	0.041
Acenaphthylene	ND	0.19	ug/L	0.044
Acenaphthene	ND	0.19	ug/L	0.050
Fluorene	**0.19**	**0.19**	**ug/L**	**0.052**
Phenanthrene	**0.23 B**	**0.19**	**ug/L**	**0.053**
Anthracene	**0.13 J**	**0.19**	**ug/L**	**0.049**
Fluoranthene	**0.22**	**0.19**	**ug/L**	**0.048**
Pyrene	**0.20**	**0.19**	**ug/L**	**0.054**
Benzo(a)anthracene	**0.24**	**0.19**	**ug/L**	**0.039**
Chrysene	**0.23**	**0.19**	**ug/L**	**0.034**
Benzo(b)fluoranthene	**0.21 B**	**0.19**	**ug/L**	**0.030**
Benzo(k)fluoranthene	**0.20**	**0.19**	**ug/L**	**0.038**
Benzo(a)pyrene	**0.17 J**	**0.19**	**ug/L**	**0.042**
Indeno(1,2,3-cd)pyrene	**0.18 J**	**0.19**	**ug/L**	**0.046**
Dibenzo(a,h)anthracene	**0.18 J**	**0.19**	**ug/L**	**0.033**
Benzo(ghi)perylene	**0.16 J**	**0.19**	**ug/L**	**0.026**

SURROGATE	PERCENT RECOVERY	RECOVERY LIMITS
Nitrobenzene-d5	95	(23 - 112)
Terphenyl-d14	58	(10 - 132)
2-Fluorobiphenyl	83	(19 - 107)
2-Fluorophenol	78	(10 - 111)
Phenol-d5	75	(15 - 112)
2,4,6-Tribromophenol	99	(16 - 122)

NOTE(S):

B Method blank contamination. The associated method blank contains the target analyte at a reportable level.

J Estimated result. Result is less than RL.

Tetra Tech NUS, Inc

Client Sample ID: FMC-III-SED-10B

GC Semivolatiles

Lot-Sample #...:	C8H010190-007	**Work Order #...:**	KTHHE1AC	**Matrix.....:**	SOLID
Date Sampled...:	07/31/08	**Date Received..:**	08/01/08	**MS Run #.....:**	8218020
Prep Date.....:	08/05/08	**Analysis Date..:**	08/11/08		
Prep Batch #...:	8218032	**Analysis Time..:**	14:54		
Dilution Factor:	1	**Initial Wgt/Vol:**	15 g	**Final Wgt/Vol..:**	20 mL
% Moisture.....:	69	**Analyst ID.....:**	402331	**Instrument ID..:**	S/T
		Method.....:	SW846 8082		

PARAMETER	RESULT	REPORTING LIMIT	UNITS	MDL
Aroclor 1016	ND	54	ug/kg	8.0
Aroclor 1221	ND	54	ug/kg	10
Aroclor 1232	ND	54	ug/kg	9.2
Aroclor 1242	ND	54	ug/kg	8.8
Aroclor 1248	ND	54	ug/kg	5.1
Aroclor 1254	ND	54	ug/kg	7.7
Aroclor 1260	**180**	**54**	**ug/kg**	**7.7**

SURROGATE	PERCENT RECOVERY	RECOVERY LIMITS
Tetrachloro-m-xylene	101	(31 - 127)
Decachlorobiphenyl	104	(23 - 141)

NOTE(S):

Results and reporting limits have been adjusted for dry weight.

Tetra Tech NUS, Inc

Client Sample ID: FMC-III-SED-10C

GC Semivolatiles

Lot-Sample #...:	C8H010190-008	**Work Order #...:**	KTHHG1AC	**Matrix.....:**	SOLID
Date Sampled...:	07/31/08	**Date Received..:**	08/01/08	**MS Run #.....:**	8218020
Prep Date.....:	08/05/08	**Analysis Date..:**	08/11/08		
Prep Batch #...:	8218032	**Analysis Time..:**	15:18		
Dilution Factor:	1	**Initial Wgt/Vol:**	15 g	**Final Wgt/Vol..:**	20 mL
% Moisture.....:	64	**Analyst ID.....:**	402331	**Instrument ID..:**	S/T
		Method.....:	SW846 8082		

PARAMETER	RESULT	REPORTING LIMIT	UNITS	MDL
Aroclor 1016	ND	46	ug/kg	6.8
Aroclor 1221	ND	46	ug/kg	8.8
Aroclor 1232	ND	46	ug/kg	7.9
Aroclor 1242	ND	46	ug/kg	7.5
Aroclor 1248	ND	46	ug/kg	4.3
Aroclor 1254	ND	46	ug/kg	6.5
Aroclor 1260	**150**	**46**	**ug/kg**	**6.5**

SURROGATE	PERCENT RECOVERY	RECOVERY LIMITS
Tetrachloro-m-xylene	89	(31 - 127)
Decachlorobiphenyl	92	(23 - 141)

NOTE(S):

Results and reporting limits have been adjusted for dry weight.

Tetra Tech NUS, Inc

Client Sample ID: FMC-III-SED-12B

GC Semivolatiles

Lot-Sample #...:	C8H010190-001	**Work Order #...:**	KTHG21AC	**Matrix.....:**	SOLID
Date Sampled...:	07/30/08	**Date Received..:**	08/01/08	**MS Run #.....:**	8218020
Prep Date.....:	08/05/08	**Analysis Date..:**	08/11/08		
Prep Batch #...:	8218032	**Analysis Time..:**	12:26		
Dilution Factor:	1	**Initial Wgt/Vol:**	15 g	**Final Wgt/Vol..:**	20 mL
% Moisture.....:	67	**Analyst ID.....:**	402331	**Instrument ID..:**	S/T
		Method.....:	SW846 8082		

PARAMETER	RESULT	REPORTING LIMIT	UNITS	MDL
Aroclor 1016	ND	51	ug/kg	7.6
Aroclor 1221	ND	51	ug/kg	9.8
Aroclor 1232	ND	51	ug/kg	8.8
Aroclor 1242	ND	51	ug/kg	8.3
Aroclor 1248	ND	51	ug/kg	4.8
Aroclor 1254	ND	51	ug/kg	7.3
Aroclor 1260	**130**	**51**	**ug/kg**	**7.3**

SURROGATE	PERCENT RECOVERY	RECOVERY LIMITS
Tetrachloro-m-xylene	96	(31 - 127)
Decachlorobiphenyl	95	(23 - 141)

NOTE(S):

Results and reporting limits have been adjusted for dry weight.

Tetra Tech NUS, Inc

Client Sample ID: FMC-III-SED-12C

GC Semivolatiles

Lot-Sample #...:	C8H010190-002	**Work Order #...:**	KTHG41AC	**Matrix.....:**	SOLID
Date Sampled...:	07/30/08	**Date Received..:**	08/01/08	**MS Run #.....:**	8218020
Prep Date.....:	08/05/08	**Analysis Date..:**	08/11/08		
Prep Batch #...:	8218032	**Analysis Time..:**	12:50		
Dilution Factor:	0.99	**Initial Wgt/Vol:**	15.2 g	**Final Wgt/Vol..:**	20 mL
% Moisture.....:	63	**Analyst ID.....:**	402331	**Instrument ID..:**	S/T
		Method.....:	SW846 8082		

PARAMETER	RESULT	REPORTING LIMIT	UNITS	MDL
Aroclor 1016	ND	44	ug/kg	6.6
Aroclor 1221	ND	44	ug/kg	8.5
Aroclor 1232	ND	44	ug/kg	7.6
Aroclor 1242	ND	44	ug/kg	7.2
Aroclor 1248	ND	44	ug/kg	4.2
Aroclor 1254	ND	44	ug/kg	6.3
Aroclor 1260	**78**	**44**	**ug/kg**	**6.3**

SURROGATE	PERCENT RECOVERY	RECOVERY LIMITS
Tetrachloro-m-xylene	81	(31 - 127)
Decachlorobiphenyl	87	(23 - 141)

NOTE(S):

Results and reporting limits have been adjusted for dry weight.

Tetra Tech NUS, Inc

Client Sample ID: FMC-III-SED-13B

GC Semivolatiles

Lot-Sample #...:	C8H010190-003	**Work Order #...:**	KTHG51AC	**Matrix.....:**	SOLID
Date Sampled...:	07/30/08	**Date Received..:**	08/01/08	**MS Run #.....:**	8218020
Prep Date.....:	08/05/08	**Analysis Date..:**	08/11/08		
Prep Batch #...:	8218032	**Analysis Time..:**	13:18		
Dilution Factor:	1	**Initial Wgt/Vol:**	15 g	**Final Wgt/Vol..:**	20 mL
% Moisture.....:	68	**Analyst ID.....:**	402331	**Instrument ID..:**	S/T
		Method.....:	SW846 8082		

PARAMETER	RESULT	REPORTING LIMIT	UNITS	MDL
Aroclor 1016	ND	53	ug/kg	7.9
Aroclor 1221	ND	53	ug/kg	10
Aroclor 1232	ND	53	ug/kg	9.0
Aroclor 1242	ND	53	ug/kg	8.6
Aroclor 1248	ND	53	ug/kg	5.0
Aroclor 1254	ND	53	ug/kg	7.5
Aroclor 1260	**110**	**53**	**ug/kg**	**7.5**

SURROGATE	PERCENT RECOVERY	RECOVERY LIMITS
Tetrachloro-m-xylene	92	(31 - 127)
Decachlorobiphenyl	88	(23 - 141)

NOTE(S):

Results and reporting limits have been adjusted for dry weight.

Tetra Tech NUS, Inc

Client Sample ID: FMC-III-SED-13C

GC Semivolatiles

Lot-Sample #...:	C8H010190-004	**Work Order #...:**	KTHG61AC	**Matrix.....:**	SOLID
Date Sampled...:	07/30/08	**Date Received..:**	08/01/08	**MS Run #.....:**	8218020
Prep Date.....:	08/05/08	**Analysis Date..:**	08/11/08		
Prep Batch #...:	8218032	**Analysis Time..:**	13:42		
Dilution Factor:	1	**Initial Wgt/Vol:**	15 g	**Final Wgt/Vol..:**	20 mL
% Moisture.....:	64	**Analyst ID.....:**	402331	**Instrument ID..:**	S/T
		Method.....:	SW846 8082		

PARAMETER	RESULT	REPORTING LIMIT	UNITS	MDL
Aroclor 1016	ND	46	ug/kg	6.9
Aroclor 1221	ND	46	ug/kg	8.8
Aroclor 1232	ND	46	ug/kg	7.9
Aroclor 1242	ND	46	ug/kg	7.5
Aroclor 1248	ND	46	ug/kg	4.4
Aroclor 1254	ND	46	ug/kg	6.6
Aroclor 1260	**200**	**46**	**ug/kg**	**6.6**

SURROGATE	PERCENT RECOVERY	RECOVERY LIMITS
Tetrachloro-m-xylene	90	(31 - 127)
Decachlorobiphenyl	91	(23 - 141)

NOTE(S):

Results and reporting limits have been adjusted for dry weight.

Tetra Tech NUS, Inc

Client Sample ID: FMC-III-SED-27A

GC Semivolatiles

Lot-Sample #...:	C8H010190-009	**Work Order #...:**	KTHHJ1AC	**Matrix.....:**	SOLID
Date Sampled...:	07/31/08	**Date Received..:**	08/01/08	**MS Run #.....:**	8218020
Prep Date.....:	08/05/08	**Analysis Date..:**	08/11/08		
Prep Batch #...:	8218032	**Analysis Time..:**	15:42		
Dilution Factor:	1	**Initial Wgt/Vol:**	15 g	**Final Wgt/Vol..:**	20 mL
% Moisture.....:	51	**Analyst ID.....:**	402331	**Instrument ID..:**	S/T
		Method.....:	SW846 8082		

PARAMETER	RESULT	REPORTING LIMIT	UNITS	MDL
Aroclor 1016	ND	34	ug/kg	5.1
Aroclor 1221	ND	34	ug/kg	6.5
Aroclor 1232	ND	34	ug/kg	5.8
Aroclor 1242	ND	34	ug/kg	5.6
Aroclor 1248	ND	34	ug/kg	3.2
Aroclor 1254	**900**	**34**	**ug/kg**	**4.8**
Aroclor 1260	**570**	**34**	**ug/kg**	**4.8**

SURROGATE	PERCENT RECOVERY	RECOVERY LIMITS
Tetrachloro-m-xylene	79	(31 - 127)
Decachlorobiphenyl	83	(23 - 141)

NOTE(S):

Results and reporting limits have been adjusted for dry weight.

Tetra Tech NUS, Inc

Client Sample ID: FMC-III-SED-27B

GC Semivolatiles

Lot-Sample #...:	C8H010190-010	**Work Order #...:**	KTHHK1AC	**Matrix.....:**	SOLID
Date Sampled...:	07/31/08	**Date Received..:**	08/01/08	**MS Run #.....:**	8218020
Prep Date.....:	08/05/08	**Analysis Date..:**	08/11/08		
Prep Batch #...:	8218032	**Analysis Time..:**	16:06		
Dilution Factor:	0.99	**Initial Wgt/Vol:**	15.2 g	**Final Wgt/Vol..:**	20 mL
% Moisture.....:	37	**Analyst ID.....:**	402331	**Instrument ID..:**	S/T
		Method.....:	SW846 8082		

PARAMETER	RESULT	REPORTING LIMIT	UNITS	MDL
Aroclor 1016	**40**	**26**	**ug/kg**	**3.9**
Aroclor 1221	ND	26	ug/kg	5.0
Aroclor 1232	ND	26	ug/kg	4.5
Aroclor 1242	ND	26	ug/kg	4.2
Aroclor 1248	ND	26	ug/kg	2.5
Aroclor 1254	**630**	**26**	**ug/kg**	**3.7**
Aroclor 1260	**370**	**26**	**ug/kg**	**3.7**

SURROGATE	PERCENT RECOVERY	RECOVERY LIMITS
Tetrachloro-m-xylene	77	(31 - 127)
Decachlorobiphenyl	74	(23 - 141)

NOTE(S):

Results and reporting limits have been adjusted for dry weight.

Tetra Tech NUS, Inc

Client Sample ID: FMC-III-SED-27C

GC Semivolatiles

Lot-Sample #...:	C8H010190-011	**Work Order #...:**	KTHHL1AC	**Matrix.....:**	SOLID
Date Sampled...:	07/31/08	**Date Received..:**	08/01/08	**MS Run #.....:**	8218020
Prep Date.....:	08/05/08	**Analysis Date..:**	08/11/08		
Prep Batch #...:	8218032	**Analysis Time..:**	16:30		
Dilution Factor:	1	**Initial Wgt/Vol:**	15 g	**Final Wgt/Vol..:**	20 mL
% Moisture.....:	43	**Analyst ID.....:**	402331	**Instrument ID..:**	S/T
		Method.....:	SW846 8082		

PARAMETER	RESULT	REPORTING LIMIT	UNITS	MDL
Aroclor 1016	ND	29	ug/kg	4.3
Aroclor 1221	ND	29	ug/kg	5.5
Aroclor 1232	ND	29	ug/kg	5.0
Aroclor 1242	ND	29	ug/kg	4.7
Aroclor 1248	ND	29	ug/kg	2.7
Aroclor 1254	**1700**	**29**	**ug/kg**	**4.1**
Aroclor 1260	**970**	**29**	**ug/kg**	**4.1**

SURROGATE	PERCENT RECOVERY	RECOVERY LIMITS
Tetrachloro-m-xylene	79	(31 - 127)
Decachlorobiphenyl	91	(23 - 141)

NOTE(S):

Results and reporting limits have been adjusted for dry weight.

Tetra Tech NUS, Inc

Client Sample ID: FMC-III-SED-28A

GC Semivolatiles

Lot-Sample #...:	C8H010190-012	**Work Order #...:**	KTHHM1AC	**Matrix.....:**	SOLID
Date Sampled...:	07/31/08	**Date Received..:**	08/01/08	**MS Run #.....:**	8218020
Prep Date.....:	08/05/08	**Analysis Date..:**	08/11/08		
Prep Batch #...:	8218032	**Analysis Time..:**	17:41		
Dilution Factor:	1	**Initial Wgt/Vol:**	15 g	**Final Wgt/Vol..:**	20 mL
% Moisture.....:	61	**Analyst ID.....:**	402331	**Instrument ID..:**	S/T
		Method.....:	SW846 8082		

PARAMETER	RESULT	REPORTING LIMIT	UNITS	MDL
Aroclor 1016	ND	43	ug/kg	6.4
Aroclor 1221	ND	43	ug/kg	8.2
Aroclor 1232	ND	43	ug/kg	7.3
Aroclor 1242	ND	43	ug/kg	7.0
Aroclor 1248	ND	43	ug/kg	4.1
Aroclor 1254	ND	43	ug/kg	6.1
Aroclor 1260	**180**	**43**	**ug/kg**	**6.1**

SURROGATE	PERCENT RECOVERY	RECOVERY LIMITS
Tetrachloro-m-xylene	95	(31 - 127)
Decachlorobiphenyl	81	(23 - 141)

NOTE(S):

Results and reporting limits have been adjusted for dry weight.

Tetra Tech NUS, Inc

Client Sample ID: PMC-III-SED-28B

GC Semivolatiles

Lot-Sample #...:	C8H010190-013	**Work Order #...:**	KTHHN1AC	**Matrix.....:**	SOLID
Date Sampled...:	07/31/08	**Date Received..:**	08/01/08	**MS Run #.....:**	8218020
Prep Date.....:	08/05/08	**Analysis Date..:**	08/11/08		
Prep Batch #...:	8218032	**Analysis Time..:**	18:05		
Dilution Factor:	1	**Initial Wgt/Vol:**	15 g	**Final Wgt/Vol..:**	20 mL
% Moisture.....:	54	**Analyst ID.....:**	402331	**Instrument ID..:**	S/T
		Method.....:	SW846 8082		

PARAMETER	RESULT	REPORTING LIMIT	UNITS	MDL
Aroclor 1016	ND	36	ug/kg	5.4
Aroclor 1221	ND	36	ug/kg	7.0
Aroclor 1232	ND	36	ug/kg	6.2
Aroclor 1242	ND	36	ug/kg	5.9
Aroclor 1248	ND	36	ug/kg	3.4
Aroclor 1254	**140**	**36**	**ug/kg**	**5.2**
Aroclor 1260	**78**	**36**	**ug/kg**	**5.2**

SURROGATE	PERCENT RECOVERY	RECOVERY LIMITS
Tetrachloro-m-xylene	94	(31 - 127)
Decachlorobiphenyl	79	(23 - 141)

NOTE(S):

Results and reporting limits have been adjusted for dry weight.

Tetra Tech NUS, Inc

Client Sample ID: FMC-III-SED-28C

GC Semivolatiles

Lot-Sample #...:	C8H010190-014	**Work Order #...:**	KTHHP1AC	**Matrix.....:**	SOLID
Date Sampled...:	07/31/08	**Date Received..:**	08/01/08	**MS Run #.....:**	8218020
Prep Date.....:	08/05/08	**Analysis Date..:**	08/11/08		
Prep Batch #...:	8218032	**Analysis Time..:**	18:29		
Dilution Factor:	1	**Initial Wgt/Vol:**	15 g	**Final Wgt/Vol..:**	20 mL
% Moisture.....:	51	**Analyst ID.....:**	402331	**Instrument ID..:**	S/T
		Method.....:	SW846 8082		

PARAMETER	RESULT	REPORTING LIMIT	UNITS	MDL
Aroclor 1016	ND	34	ug/kg	5.1
Aroclor 1221	ND	34	ug/kg	6.6
Aroclor 1232	ND	34	ug/kg	5.9
Aroclor 1242	ND	34	ug/kg	5.6
Aroclor 1248	ND	34	ug/kg	3.2
Aroclor 1254	ND	34	ug/kg	4.9
Aroclor 1260	**160**	**34**	**ug/kg**	**4.9**

SURROGATE	PERCENT RECOVERY	RECOVERY LIMITS
Tetrachloro-m-xylene	103	(31 - 127)
Decachlorobiphenyl	88	(23 - 141)

NOTE(S):

Results and reporting limits have been adjusted for dry weight.

Tetra Tech NUS, Inc

Client Sample ID: FMC-III-SED-30A

GC Semivolatiles

Lot-Sample #...:	C8H010190-015	**Work Order #...:**	KTHHQ1AC	**Matrix.....:**	SOLID
Date Sampled...:	07/31/08	**Date Received..:**	08/01/08	**MS Run #.....:**	8218020
Prep Date.....:	08/05/08	**Analysis Date..:**	08/11/08		
Prep Batch #...:	8218032	**Analysis Time..:**	18:53		
Dilution Factor:	0.99	**Initial Wgt/Vol:**	15.2 g	**Final Wgt/Vol..:**	20 mL
% Moisture.....:	57	**Analyst ID.....:**	402331	**Instrument ID..:**	S/T
		Method.....:	SW846 8082		

PARAMETER	RESULT	REPORTING LIMIT	UNITS	MDL
Aroclor 1016	ND	39	ug/kg	5.8
Aroclor 1221	ND	39	ug/kg	7.4
Aroclor 1232	ND	39	ug/kg	6.6
Aroclor 1242	ND	39	ug/kg	6.3
Aroclor 1248	ND	39	ug/kg	3.7
Aroclor 1254	ND	39	ug/kg	5.5
Aroclor 1260	**130**	**39**	**ug/kg**	**5.5**

SURROGATE	PERCENT RECOVERY	RECOVERY LIMITS
Tetrachloro-m-xylene	101	(31 - 127)
Decachlorobiphenyl	91	(23 - 141)

NOTE(S):

Results and reporting limits have been adjusted for dry weight.

Tetra Tech NUS, Inc

Client Sample ID: FMC-III-SED-30B

GC Semivolatiles

Lot-Sample #...:	C8H010190-016	**Work Order #...:**	KTHHR1AC	**Matrix.....:**	SOLID
Date Sampled...:	07/31/08	**Date Received..:**	08/01/08	**MS Run #.....:**	8218020
Prep Date.....:	08/05/08	**Analysis Date..:**	08/11/08		
Prep Batch #...:	8218032	**Analysis Time..:**	20:53		
Dilution Factor:	1	**Initial Wgt/Vol:**	15 g	**Final Wgt/Vol..:**	20 mL
% Moisture.....:	65	**Analyst ID.....:**	402331	**Instrument ID..:**	S/T
		Method.....:	SW846 8082		

PARAMETER	RESULT	REPORTING LIMIT	UNITS	MDL
Aroclor 1016	ND	47	ug/kg	7.0
Aroclor 1221	ND	47	ug/kg	9.0
Aroclor 1232	ND	47	ug/kg	8.1
Aroclor 1242	ND	47	ug/kg	7.7
Aroclor 1248	ND	47	ug/kg	4.5
Aroclor 1254	ND	47	ug/kg	6.7
Aroclor 1260	**150**	**47**	**ug/kg**	**6.7**

SURROGATE	PERCENT RECOVERY	RECOVERY LIMITS
Tetrachloro-m-xylene	103	(31 - 127)
Decachlorobiphenyl	97	(23 - 141)

NOTE(S):

Results and reporting limits have been adjusted for dry weight.

Tetra Tech NUS, Inc

Client Sample ID: FMC-III-SED-30C

GC Semivolatiles

Lot-Sample #...:	C8H010190-017	**Work Order #...:**	KTHHV1AC	**Matrix.....:**	SOLID
Date Sampled...:	07/31/08	**Date Received..:**	08/01/08	**MS Run #.....:**	8218020
Prep Date.....:	08/05/08	**Analysis Date..:**	08/11/08		
Prep Batch #...:	8218032	**Analysis Time..:**	21:16		
Dilution Factor:	1	**Initial Wgt/Vol:**	15 g	**Final Wgt/Vol..:**	20 mL
% Moisture.....:	59	**Analyst ID.....:**	402331	**Instrument ID..:**	S/T
		Method.....:	SW846 8082		

PARAMETER	RESULT	REPORTING LIMIT	UNITS	MDL
Aroclor 1016	ND	41	ug/kg	6.0
Aroclor 1221	ND	41	ug/kg	7.7
Aroclor 1232	ND	41	ug/kg	6.9
Aroclor 1242	ND	41	ug/kg	6.6
Aroclor 1248	ND	41	ug/kg	3.8
Aroclor 1254	ND	41	ug/kg	5.8
Aroclor 1260	ND	41	ug/kg	5.8

SURROGATE	PERCENT RECOVERY	RECOVERY LIMITS
Tetrachloro-m-xylene	74	(31 - 127)
Decachlorobiphenyl	73	(23 - 141)

NOTE(S):

Results and reporting limits have been adjusted for dry weight.

Tetra Tech NUS, Inc

Client Sample ID: FMC-III-SED-32A

GC Semivolatiles

Lot-Sample #...:	C8H010190-018	**Work Order #...:**	KTHHW1AC	**Matrix.....:**	SOLID
Date Sampled...:	07/31/08	**Date Received..:**	08/01/08	**MS Run #.....:**	8218020
Prep Date.....:	08/05/08	**Analysis Date..:**	08/11/08		
Prep Batch #...:	8218032	**Analysis Time..:**	21:40		
Dilution Factor:	1	**Initial Wgt/Vol:**	15 g	**Final Wgt/Vol..:**	20 mL
% Moisture.....:	73	**Analyst ID.....:**	402331	**Instrument ID..:**	S/T
		Method.....:	SW846 8082		

PARAMETER	RESULT	REPORTING LIMIT	UNITS	MDL
Aroclor 1016	ND	61	ug/kg	9.0
Aroclor 1221	ND	61	ug/kg	12
Aroclor 1232	ND	61	ug/kg	10
Aroclor 1242	ND	61	ug/kg	9.9
Aroclor 1248	ND	61	ug/kg	5.8
Aroclor 1254	**260**	**61**	**ug/kg**	**8.6**
Aroclor 1260	**130**	**61**	**ug/kg**	**8.6**

SURROGATE	PERCENT RECOVERY	RECOVERY LIMITS
Tetrachloro-m-xylene	96	(31 - 127)
Decachlorobiphenyl	88	(23 - 141)

NOTE(S):

Results and reporting limits have been adjusted for dry weight.

Tetra Tech NUS, Inc

Client Sample ID: FMC-III-SED-32B

GC Semivolatiles

Lot-Sample #...:	C8H010190-019	**Work Order #...:**	KTHH01AC	**Matrix.....:**	SOLID
Date Sampled...:	07/31/08	**Date Received..:**	08/01/08	**MS Run #.....:**	8218020
Prep Date.....:	08/05/08	**Analysis Date..:**	08/11/08		
Prep Batch #...:	8218032	**Analysis Time..:**	22:03		
Dilution Factor:	1	**Initial Wgt/Vol:**	15 g	**Final Wgt/Vol..:**	20 mL
% Moisture.....:	70	**Analyst ID.....:**	402331	**Instrument ID..:**	S/T
		Method.....:	SW846 8082		

PARAMETER	RESULT	REPORTING LIMIT	UNITS	MDL
Aroclor 1016	ND	56	ug/kg	8.3
Aroclor 1221	ND	56	ug/kg	11
Aroclor 1232	ND	56	ug/kg	9.6
Aroclor 1242	ND	56	ug/kg	9.1
Aroclor 1248	ND	56	ug/kg	5.3
Aroclor 1254	ND	56	ug/kg	7.9
Aroclor 1260	**490**	**56**	**ug/kg**	**7.9**

SURROGATE	PERCENT RECOVERY	RECOVERY LIMITS
Tetrachloro-m-xylene	95	(31 - 127)
Decachlorobiphenyl	103	(23 - 141)

NOTE(S):

Results and reporting limits have been adjusted for dry weight.

Tetra Tech NUS, Inc

Client Sample ID: FMC-III-SED-32C

GC Semivolatiles

Lot-Sample #...:	C8H010190-020	**Work Order #...:**	KTHH21AC	**Matrix.....:**	SOLID
Date Sampled...:	07/31/08	**Date Received..:**	08/01/08	**MS Run #.....:**	8218020
Prep Date.....:	08/05/08	**Analysis Date..:**	08/11/08		
Prep Batch #...:	8218032	**Analysis Time..:**	22:27		
Dilution Factor:	1	**Initial Wgt/Vol:**	15 g	**Final Wgt/Vol..:**	20 mL
% Moisture.....:	64	**Analyst ID.....:**	402331	**Instrument ID..:**	S/T
		Method.....:	SW846 8082		

PARAMETER	RESULT	REPORTING LIMIT	UNITS	MDL
Aroclor 1016	ND	47	ug/kg	6.9
Aroclor 1221	ND	47	ug/kg	8.9
Aroclor 1232	ND	47	ug/kg	8.0
Aroclor 1242	ND	47	ug/kg	7.6
Aroclor 1248	ND	47	ug/kg	4.4
Aroclor 1254	ND	47	ug/kg	6.6
Aroclor 1260	ND	47	ug/kg	6.6

SURROGATE	PERCENT RECOVERY	RECOVERY LIMITS
Tetrachloro-m-xylene	96	(31 - 127)
Decachlorobiphenyl	89	(23 - 141)

NOTE(S):

Results and reporting limits have been adjusted for dry weight.

Tetra Tech NUS, Inc

Client Sample ID: FMC-III-SED-35A

GC Semivolatiles

Lot-Sample #...:	C8H010190-021	**Work Order #...:**	KTHH31AC	**Matrix.....:**	SOLID
Date Sampled...:	07/31/08	**Date Received..:**	08/01/08	**MS Run #.....:**	8217044
Prep Date.....:	08/04/08	**Analysis Date..:**	08/05/08		
Prep Batch #...:	8217080	**Analysis Time..:**	20:59		
Dilution Factor:	1	**Initial Wgt/Vol:**	15 g	**Final Wgt/Vol..:**	20 mL
% Moisture.....:	68	**Analyst ID.....:**	402360	**Instrument ID..:**	S/T
		Method.....:	SW846 8082		

PARAMETER	RESULT	REPORTING LIMIT	UNITS	MDL
Aroclor 1016	ND	53	ug/kg	7.9
Aroclor 1221	ND	53	ug/kg	10
Aroclor 1232	ND	53	ug/kg	9.0
Aroclor 1242	ND	53	ug/kg	8.6
Aroclor 1248	ND	53	ug/kg	5.0
Aroclor 1254	**84**	**53**	**ug/kg**	**7.5**
Aroclor 1260	ND	53	ug/kg	7.5

SURROGATE	PERCENT RECOVERY	RECOVERY LIMITS
Tetrachloro-m-xylene	96	(31 - 127)
Decachlorobiphenyl	93	(23 - 141)

NOTE(S):

Results and reporting limits have been adjusted for dry weight.

Tetra Tech NUS, Inc

Client Sample ID: FMC-III-SED-35B

GC Semivolatiles

Lot-Sample #...:	C8H010190-022	**Work Order #...:**	KTHH41AC	**Matrix.....:**	SOLID
Date Sampled...:	07/31/08	**Date Received..:**	08/01/08	**MS Run #.....:**	8217044
Prep Date.....:	08/04/08	**Analysis Date..:**	08/05/08		
Prep Batch #...:	8217080	**Analysis Time..:**	21:23		
Dilution Factor:	1	**Initial Wgt/Vol:**	15 g	**Final Wgt/Vol..:**	20 mL
% Moisture.....:	64	**Analyst ID.....:**	402360	**Instrument ID..:**	S/T
		Method.....:	SW846 8082		

PARAMETER	RESULT	REPORTING LIMIT	UNITS	MDL
Aroclor 1016	ND	46	ug/kg	6.8
Aroclor 1221	ND	46	ug/kg	8.8
Aroclor 1232	ND	46	ug/kg	7.9
Aroclor 1242	ND	46	ug/kg	7.5
Aroclor 1248	ND	46	ug/kg	4.3
Aroclor 1254	**21 J**	**46**	**ug/kg**	**6.5**
Aroclor 1260	ND	46	ug/kg	6.5

SURROGATE	PERCENT RECOVERY	RECOVERY LIMITS
Tetrachloro-m-xylene	91	(31 - 127)
Decachlorobiphenyl	94	(23 - 141)

NOTE(S):

Results and reporting limits have been adjusted for dry weight.

J Estimated result. Result is less than RL.

Tetra Tech NUS, Inc

Client Sample ID: FMC-III-SED-35C

GC Semivolatiles

Lot-Sample #...:	C8H010190-023	**Work Order #...:**	KTHH51AC	**Matrix.....:**	SOLID
Date Sampled...:	07/31/08	**Date Received..:**	08/01/08	**MS Run #.....:**	8217044
Prep Date.....:	08/04/08	**Analysis Date..:**	08/05/08		
Prep Batch #...:	8217080	**Analysis Time..:**	21:47		
Dilution Factor:	1	**Initial Wgt/Vol:**	15 g	**Final Wgt/Vol..:**	20 mL
% Moisture.....:	59	**Analyst ID.....:**	402360	**Instrument ID..:**	S/T
		Method.....:	SW846 8082		

PARAMETER	RESULT	REPORTING LIMIT	UNITS	MDL
Aroclor 1016	ND	41	ug/kg	6.1
Aroclor 1221	ND	41	ug/kg	7.8
Aroclor 1232	ND	41	ug/kg	7.0
Aroclor 1242	ND	41	ug/kg	6.6
Aroclor 1248	ND	41	ug/kg	3.9
Aroclor 1254	ND	41	ug/kg	5.8
Aroclor 1260	ND	41	ug/kg	5.8

SURROGATE	PERCENT RECOVERY	RECOVERY LIMITS
Tetrachloro-m-xylene	93	(31 - 127)
Decachlorobiphenyl	97	(23 - 141)

NOTE(S):

Results and reporting limits have been adjusted for dry weight.

Tetra Tech NUS, Inc

Client Sample ID: FMC-III-SED-9B

GC Semivolatiles

Lot-Sample #...:	C8H010190-005	**Work Order #...:**	KTHG81AC	**Matrix.....:**	SOLID
Date Sampled...:	07/31/08	**Date Received..:**	08/01/08	**MS Run #.....:**	8218020
Prep Date.....:	08/05/08	**Analysis Date..:**	08/11/08		
Prep Batch #...:	8218032	**Analysis Time..:**	14:06		
Dilution Factor:	0.99	**Initial Wgt/Vol:**	15.2 g	**Final Wgt/Vol..:**	20 mL
% Moisture.....:	70	**Analyst ID.....:**	402331	**Instrument ID..:**	S/T
		Method.....:	SW846 8082		

PARAMETER	RESULT	REPORTING LIMIT	UNITS	MDL
Aroclor 1016	ND	54	ug/kg	8.1
Aroclor 1221	ND	54	ug/kg	10
Aroclor 1232	ND	54	ug/kg	9.3
Aroclor 1242	ND	54	ug/kg	8.9
Aroclor 1248	ND	54	ug/kg	5.1
Aroclor 1254	ND	54	ug/kg	7.7
Aroclor 1260	**120**	**54**	**ug/kg**	**7.7**

SURROGATE	PERCENT RECOVERY	RECOVERY LIMITS
Tetrachloro-m-xylene	101	(31 - 127)
Decachlorobiphenyl	101	(23 - 141)

NOTE(S):

Results and reporting limits have been adjusted for dry weight.

Tetra Tech NUS, Inc

Client Sample ID: FMC-III-SED-9C

GC Semivolatiles

Lot-Sample #...:	C8H010190-006	**Work Order #...:**	KTHHA1AC	**Matrix.....:**	SOLID
Date Sampled...:	07/31/08	**Date Received..:**	08/01/08	**MS Run #.....:**	8218020
Prep Date.....:	08/05/08	**Analysis Date..:**	08/11/08		
Prep Batch #...:	8218032	**Analysis Time..:**	14:30		
Dilution Factor:	0.99	**Initial Wgt/Vol:**	15.2 g	**Final Wgt/Vol..:**	20 mL
% Moisture.....:	66	**Analyst ID.....:**	402331	**Instrument ID..:**	S/T
		Method.....:	SW846 8082		

PARAMETER	RESULT	REPORTING LIMIT	UNITS	MDL
Aroclor 1016	ND	48	ug/kg	7.2
Aroclor 1221	ND	48	ug/kg	9.2
Aroclor 1232	ND	48	ug/kg	8.3
Aroclor 1242	ND	48	ug/kg	7.9
Aroclor 1248	ND	48	ug/kg	4.6
Aroclor 1254	ND	48	ug/kg	6.9
Aroclor 1260	**160**	**48**	**ug/kg**	**6.9**

SURROGATE	PERCENT RECOVERY	RECOVERY LIMITS
Tetrachloro-m-xylene	99	(31 - 127)
Decachlorobiphenyl	104	(23 - 141)

NOTE(S):

Results and reporting limits have been adjusted for dry weight.

Tetra Tech NUS, Inc

Client Sample ID: FMC-III-SW-27

GC Semivolatiles

Lot-Sample #...:	C8H010190-024	**Work Order #...:**	KTHH61AA	**Matrix.....:**	WATER
Date Sampled...:	07/31/08	**Date Received..:**	08/01/08	**MS Run #.....:**	
Prep Date.....:	08/04/08	**Analysis Date..:**	08/11/08		
Prep Batch #...:	8217396	**Analysis Time..:**	22:51		
Dilution Factor:	0.97	**Initial Wgt/Vol:**	1030 mL	**Final Wgt/Vol..:**	40 mL
Analyst ID.....:	402331	**Instrument ID..:**	S/T		
		Method.....:	SW846 8082		

PARAMETER	RESULT	REPORTING LIMIT	UNITS	MDL
Aroclor 1016	ND	0.39	ug/L	0.098
Aroclor 1221	ND	0.39	ug/L	0.097
Aroclor 1232	ND	0.39	ug/L	0.11
Aroclor 1242	ND	0.39	ug/L	0.072
Aroclor 1248	ND	0.39	ug/L	0.088
Aroclor 1254	ND	0.39	ug/L	0.089
Aroclor 1260	ND	0.39	ug/L	0.053

SURROGATE	PERCENT RECOVERY	RECOVERY LIMITS
Tetrachloro-m-xylene	96	(45 - 120)
Decachlorobiphenyl	96	(24 - 128)

Tetra Tech NUS, Inc

Client Sample ID: FMC-III-SW-28

GC Semivolatiles

Lot-Sample #...:	C8H010190-027	**Work Order #...:**	KTHJE1AW	**Matrix.....:**	WATER
Date Sampled...:	07/31/08	**Date Received..:**	08/01/08	**MS Run #.....:**	
Prep Date.....:	08/04/08	**Analysis Date..:**	08/12/08		
Prep Batch #...:	8217396	**Analysis Time..:**	00:01		
Dilution Factor:	0.98	**Initial Wgt/Vol:**	1020 mL	**Final Wgt/Vol..:**	40 mL
Analyst ID.....:	402331	**Instrument ID..:**	S/T		
		Method.....:	SW846 8082		

PARAMETER	RESULT	REPORTING LIMIT	UNITS	MDL
Aroclor 1016	ND	0.39	ug/L	0.099
Aroclor 1221	ND	0.39	ug/L	0.098
Aroclor 1232	ND	0.39	ug/L	0.11
Aroclor 1242	ND	0.39	ug/L	0.073
Aroclor 1248	ND	0.39	ug/L	0.089
Aroclor 1254	ND	0.39	ug/L	0.090
Aroclor 1260	ND	0.39	ug/L	0.053

SURROGATE	PERCENT RECOVERY	RECOVERY LIMITS
Tetrachloro-m-xylene	96	(45 - 120)
Decachlorobiphenyl	98	(24 - 128)

Tetra Tech NUS, Inc

Client Sample ID: FMC-III-SW-30

GC Semivolatiles

Lot-Sample #...:	C8H010190-026	**Work Order #...:**	KTHJA1AA	**Matrix.....:**	WATER
Date Sampled...:	07/31/08	**Date Received..:**	08/01/08	**MS Run #.....:**	
Prep Date.....:	08/04/08	**Analysis Date..:**	08/11/08		
Prep Batch #...:	8217396	**Analysis Time..:**	23:38		
Dilution Factor:	0.96	**Initial Wgt/Vol:**	1040 mL	**Final Wgt/Vol..:**	40 mL
Analyst ID.....:	402331	**Instrument ID..:**	S/T		
		Method.....:	SW846 8082		

PARAMETER	RESULT	REPORTING LIMIT	UNITS	MDL
Aroclor 1016	ND	0.38	ug/L	0.097
Aroclor 1221	ND	0.38	ug/L	0.096
Aroclor 1232	ND	0.38	ug/L	0.11
Aroclor 1242	ND	0.38	ug/L	0.071
Aroclor 1248	ND	0.38	ug/L	0.087
Aroclor 1254	ND	0.38	ug/L	0.088
Aroclor 1260	ND	0.38	ug/L	0.052

SURROGATE	PERCENT RECOVERY	RECOVERY LIMITS
Tetrachloro-m-xylene	94	(45 - 120)
Decachlorobiphenyl	95	(24 - 128)

Tetra Tech NUS, Inc

Client Sample ID: FMC-III-SW-32

GC Semivolatiles

Lot-Sample #...:	C8H010190-025	**Work Order #...:**	KTHH81AL	**Matrix.....:**	WATER
Date Sampled...:	07/31/08	**Date Received..:**	08/01/08	**MS Run #.....:**	
Prep Date.....:	08/04/08	**Analysis Date..:**	08/11/08		
Prep Batch #...:	8217396	**Analysis Time..:**	23:14		
Dilution Factor:	0.96	**Initial Wgt/Vol:**	1040 mL	**Final Wgt/Vol..:**	40 mL
Analyst ID.....:	402331	**Instrument ID..:**	S/T		
		Method.....:	SW846 8082		

PARAMETER	RESULT	REPORTING LIMIT	UNITS	MDL
Aroclor 1016	ND	0.38	ug/L	0.097
Aroclor 1221	ND	0.38	ug/L	0.096
Aroclor 1232	ND	0.38	ug/L	0.11
Aroclor 1242	ND	0.38	ug/L	0.071
Aroclor 1248	ND	0.38	ug/L	0.087
Aroclor 1254	ND	0.38	ug/L	0.088
Aroclor 1260	ND	0.38	ug/L	0.052

SURROGATE	PERCENT RECOVERY	RECOVERY LIMITS
Tetrachloro-m-xylene	101	(45 - 120)
Decachlorobiphenyl	99	(24 - 128)

APPENDIX C
SUPPORT DOCUMENTATION

CASE NARRATIVE
TETRA TECH NUS, INC.
FROG MORTOR CREEK

Lot #: C8H010190

The following report contains the analytical results for samples submitted to TestAmerica-Pittsburgh by Tetra Tech NUS, Inc. The samples were received August 1, 2008 according to documented sample acceptance procedures.

TestAmerica-Pittsburgh utilizes only USEPA approved methods and instrumentation in all analytical work. The samples presented in this report were analyzed for the parameters listed on the method reference page in accordance with the methods indicated.

If project specific QC was not required for samples contained in this report, when batch QC was completed on these samples, anomalous results will be discussed below.

SAMPLE RECEIVING:
The lot closed on August 1, 2008.

GC/MS VOLATILES:
All non-CCC compounds that have >15% RSD were evaluated to see if a better curve could be drawn using a quadratic curve. All compounds <30% RSD will use an average response factor curve if no visible improvement is accomplished using a quadratic curve. A quadratic curve will be used for a compound where it is determined to be the "best-fit" evaluation.

The following compound had the %D >25% in continuing calibration standard CC30807; but was within the expected performance range for this compound: carbon disulfide 29.4%.

GC/MS SEMIVOLATILES:
Due to the concentration of target compounds detected and/or matrix, several samples were analyzed at a dilution.

Several samples had the surrogates diluted out.

The matrix spike duplicate of sample FMC-III-SED-28B recovered outside of the control limits for pyrene.

The method blank for batch 8217238 had phenanthrene and benzo(b)fluoranthene detected between the MDL and the reporting limit. The results were flagged with a "J" qualifier. Any sample in this batch that had these compounds detected had the results flagged with a "B" qualifier.

GC/MS SEMIVOLATILES (cont):
All non-CCC compounds that have >15% RSD were evaluated to see if a better curve could be drawn using a quadratic curve. All compounds <30% RSD will use an average response factor curve if no visible improvement is accomplished using a quadratic curve. A quadratic curve will be used for a compound where it is determined to be the "best-fit" evaluation.

PCBS:
Ending continuing calibration standard S0880250 had AR1016 with a %D of 17.4% and tetrachloro-m-xylene with a %D of 20.1%. These did not meet the 15%D criteria. The samples were analyzed twice with the continuing calibration standard not meeting criteria. Only one set of data is reported.

METALS:
The serial dilution of sample FMC-III-SW-27 (total and dissolved) was outside of the percent difference control limits for chromium. The result was flagged with an "E" qualifier.

The method blanks had analytes detected at concentrations between the MDL and the reporting limit. The results were flagged with a "B" qualifier. Any sample associated with a method blank that had the same analyte detected had the result flagged with a "J" qualifier.

GENERAL CHEMISTRY:
There were no problems associated with the analysis.

C8H010190

Chain of Custody Record

Temperature on Receipt _____

Drinking Water? Yes ☐ No ☒

TestAmerica
THE LEADER IN ENVIRONMENTAL TESTING

TAL-4124 (1007)

Client	Project Manager	Date	Chain of Custody Number
Tetra Tech NUS	Eric Samuels	7/31/08	093975
Address	**Telephone Number (Area Code)/Fax Number**	**Lab Number**	**Page** 1 of 3
2171 west Parkcourt Suite E	(770) 413 0965 x232		
City / **State** / **Zip Code**	**Site Contact**	**Lab Contact**	
Stone Mountain / GA / 30087	Tony Aparavage		
Project Name and Location (State)	**Carrier/Waybill Number**		
FMC Phase III			
Contract/Purchase Order/Quote No.			

Sample I.D. No. and Description (Containers for each sample may be combined on one line)	Date	Time	Matrix: Air	Aqueous	Sed.	Soil	Containers & Preservatives: Unpres.	H_2SO_4	HNO_3	HCl	NaOH	ZnAc/NaOH	ICE	Analysis: VOCs	PAH, PCB	Special Instructions/ Conditions of Receipt
FMC-III-SED-12B	7/30/08	1610			X								X	1	1	
FMC-III-SED 12C	7/30/08	1610												1	1	
FMC-III-SED 13B	7/30/08	1650												1	1	
FMC-III-SED 13C	7/30/08	1650												1	1	
FMC-III-SED 9B	7/31/08	0800												1	1	
FMC-III-SED 9C	7/31/08	0800												1	1	
FMC-III-SED 10B	7/31/08	1015												1	1	
FMC-III-SED 10C	7/31/08	1015												1	1	
FMC-III-SED 27A	7/31/08	1430												1	1	
FMC-III-SED 27B	7/31/08	1440												1	1	
FMC-III-SED 27C	7/31/08	1440												1	1	
FMC-III-SED 28A	7/31/08	1525												1	1	

Possible Hazard Identification
☐ Non-Hazard ☐ Flammable ☐ Skin Irritant ☐ Poison B ☐ Unknown

Sample Disposal
☐ Return To Client ☐ Disposal By Lab ☐ Archive For _____ Months (A fee may be assessed if samples are retained longer than 1 month)

Turn Around Time Required
☐ 24 Hours ☐ 48 Hours ☐ 7 Days ☐ 14 Days ☒ 21 Days ☐ Other _____

QC Requirements (Specify)

	Date	Time		Date	Time
1. Relinquished By	7/31/08	1700	1. Received By	8/1/08	0940
2. Relinquished By			2. Received By		
3. Relinquished By			3. Received By		

Comments

DISTRIBUTION: WHITE - Returned to Client with Report; CANARY - Stays with the Sample; PINK - Field Copy

7

(1 - 243)

C8H010190

Chain of Custody Record

Temperature on Receipt _____

Drinking Water? Yes ☐ No ☒

TestAmerica
THE LEADER IN ENVIRONMENTAL TESTING

TAL-4124 (1007)

Client	Project Manager	Date	Chain of Custody Number
Tetra Tech NUS	Eric Samuels	7/31/08	093978
Address	**Telephone Number (Area Code)/Fax Number**	**Lab Number**	**Page 2 of 3**
2171 west Park Court Suite E	(770) 413-0965 x232		
City / **State** / **Zip Code**	**Site Contact**	**Lab Contact**	
Stone Mountain / GA / 30087	Tony Aparnavage		
Project Name and Location (State)	**Carrier/Waybill Number**		
FMC Phase III			
Contract/Purchase Order/Quote No.			

Sample I.D. No. and Description (Containers for each sample may be combined on one line)	Date	Time	Matrix: Air	Aqueous	Sed.	Soil	Containers & Preservatives: Unpres.	H2SO4	HNO3	HCl	NaOH	ZnAc/NaOH	Ice	Analysis: VOCs	PAH, PCB	Special Instructions/ Conditions of Receipt
FMC-III-SED-28B-	7/31/08	1530			X								X	1	1	
FMC-III-SED-28C-	7/31/08	1530			↓								↓	1	1	
FMC-III-SED-30A-	7/31/08	1310												1	1	
FMC-III-SED-30B-	7/31/08	1315												1	1	
FMC-III-SED-30C-	7/31/08	1315												1	1	
FMC-III-SED-32A-	7/31/08	1300												1	1	
FMC-III-SED-32B-	7/31/08	1300												1	1	
FMC-III-SED-32C-	7/31/08	1300												1	1	
FMC-III-SED-35A-	7/31/08	0925												1	1	
FMC-III-SED-35B-	7/31/08	0935												1	1	
FMC-III-SED-35C-	7/31/08	0935												1	1	

Possible Hazard Identification
☐ Non-Hazard ☐ Flammable ☐ Skin Irritant ☐ Poison B ☐ Unknown

Sample Disposal
☐ Return To Client ☐ Disposal By Lab ☐ Archive For _____ Months (A fee may be assessed if samples are retained longer than 1 month)

Turn Around Time Required
☐ 24 Hours ☐ 48 Hours ☐ 7 Days ☐ 14 Days ☒ 21 Days ☐ Other _____

QC Requirements (Specify)

	Date	Time		Date	Time
1. Relinquished By	7/31/08	1700	1. Received By	8/1/08	0940
2. Relinquished By			2. Received By		
3. Relinquished By			3. Received By		

Comments

DISTRIBUTION: WHITE - Returned to Client with Report; CANARY - Stays with the Sample; PINK - Field Copy

8

(1 - 243)

C8H010190

Chain of Custody Record

Temperature on Receipt _____

Drinking Water? Yes ☐ No ☑

TestAmerica
THE LEADER IN ENVIRONMENTAL TESTING

TAL-4124 (1007)

Client	Project Manager	Date	Chain of Custody Number
Tetra Tech NUS	ERIC SAMUELS	7/31/08	093949
Address	**Telephone Number (Area Code)/Fax Number**	**Lab Number**	**Page 3 of 3**
2171 West Park Court Suite	770 413 0965 x232		
City / **State** / **Zip Code**	**Site Contact** / **Lab Contact**	**Analysis (Attach list if more space is needed)**	
Stone Mountain / GA / 30087	Tony Apanavage		
Project Name and Location (State)	**Carrier/Waybill Number**		
FMC Phase III			
Contract/Purchase Order/Quote No.			

Sample I.D. No. and Description (Containers for each sample may be combined on one line)	Date	Time	Matrix: Air	Aqueous	Sed.	Soil	Containers & Preservatives: Unpres.	H2SO4	HNO3	HCl	NaOH	ZnAc/NaOH	VOCs	PAHs	PCB	Total Mercury	Dissolved Mercury	Special Instructions/ Conditions of Receipt
FMC-III-SW-27	7/31/08	1315		X			X		X	X			X	X	X	X	X	
FMC-III-SW-32	7/31/08	1042		X			X		X	X			X	X	X	X	X	
FMC-III-SW-30	7/31/08	1135		X			X		X	X			X	X	X	X	X	
FMC-III-SW-28	7/31/08	1435					X		X	X			X	X	X	X	X	
TB-073108	7/31/08	0800		X						X			X					

Possible Hazard Identification
☐ Non-Hazard ☐ Flammable ☐ Skin Irritant ☐ Poison B ☐ Unknown

Sample Disposal
☐ Return To Client ☐ Disposal By Lab ☐ Archive For _____ Months (A fee may be assessed if samples are retained longer than 1 month)

Turn Around Time Required
☐ 24 Hours ☐ 48 Hours ☐ 7 Days ☐ 14 Days ☒ 21 Days ☐ Other _____

QC Requirements (Specify)

	Date	Time		Date	Time
1. Relinquished By	7/31/08	1700	1. Received By	8/1/08	0940
2. Relinquished By			2. Received By		
3. Relinquished By			3. Received By		

Comments

DISTRIBUTION: WHITE - Returned to Client with Report; CANARY - Stays with the Sample; PINK - Field Copy

9

(1 - 243)

METHODS SUMMARY

C8H010190

PARAMETER	ANALYTICAL METHOD	PREPARATION METHOD
ICP-MS (6020)	SW846 6020	SW846 3005A
ICP-MS (6020)	SW846 6020	SW846 3010
Mercury in Liquid Waste (Manual Cold-Vapor)	SW846 7470A	SW846 7470A
PCBs by SW-846 8082	SW846 8082	SW846 3510C
PCBs by SW-846 8082	SW846 8082	SW846 3541
Semivolatile Organics GCMS BNA 8270C	SW846 8270C	
Total Residue as Percent Solids	SM20 2540G	
Volatile Organics by GC/MS	SW846 8260B	SW846 5030B/826

References:

SM20 "STANDARD METHODS FOR THE EXAMINATION OF WATER AND WASTEWATER", 20TH EDITION."

SW846 "Test Methods for Evaluating Solid Waste, Physical/Chemical Methods", Third Edition, November 1986 and its updates.

SAMPLE SUMMARY

C8H010190

WO #	SAMPLE#	CLIENT SAMPLE ID	SAMPLED DATE	SAMP TIME
KTHG2	001	FMC-III-SED-12B	07/30/08	16:10
KTHG4	002	FMC-III-SED-12C	07/30/08	16:10
KTHG5	003	FMC-III-SED-13B	07/30/08	16:50
KTHG6	004	FMC-III-SED-13C	07/30/08	16:50
KTHG8	005	FMC-III-SED-9B	07/31/08	08:00
KTHHA	006	FMC-III-SED-9C	07/31/08	08:00
KTHHE	007	FMC-III-SED-10B	07/31/08	10:15
KTHHG	008	FMC-III-SED-10C	07/31/08	10:15
KTHHJ	009	FMC-III-SED-27A	07/31/08	14:30
KTHHK	010	FMC-III-SED-27B	07/31/08	14:40
KTHHL	011	FMC-III-SED-27C	07/31/08	14:40
KTHHM	012	FMC-III-SED-28A	07/31/08	15:25
KTHHN	013	FMC-III-SED-28B	07/31/08	15:30
KTHHP	014	FMC-III-SED-28C	07/31/08	15:30
KTHHQ	015	FMC-III-SED-30A	07/31/08	13:10
KTHHR	016	FMC-III-SED-30B	07/31/08	13:15
KTHHV	017	FMC-III-SED-30C	07/31/08	13:15
KTHHW	018	FMC-III-SED-32A	07/31/08	12:00
KTHH0	019	FMC-III-SED-32B	07/31/08	13:00
KTHH2	020	FMC-III-SED-32C	07/31/08	13:00
KTHH3	021	FMC-III-SED-35A	07/31/08	09:25
KTHH4	022	FMC-III-SED-35B	07/31/08	09:35
KTHH5	023	FMC-III-SED-35C	07/31/08	09:35
KTHH6	024	FMC-III-SW-27	07/31/08	13:15
KTHH8	025	FMC-III-SW-32	07/31/08	10:42
KTHJA	026	FMC-III-SW-30	07/31/08	11:35
KTHJE	027	FMC-III-SW-28	07/31/08	14:35
KTHJG	028	TB-073108	07/31/08	08:00

NOTE(S) :

- The analytical results of the samples listed above are presented on the following pages.
- All calculations are performed before rounding to avoid round-off errors in calculated results.
- Results noted as "ND" were not detected at or above the stated limit.
- This report must not be reproduced, except in full, without the written approval of the laboratory.
- Results for the following parameters are never reported on a dry weight basis: color, corrosivity, density, flashpoint, ignitability, layers, odor, paint filter test, pH, porosity pressure, reactivity, redox potential, specific gravity, spot tests, solids, solubility, temperature, viscosity, and weight.

SORT	UNITS	NSAMPLE	LAB_ID	QC_TYPE	SAMP_DATE	EXTR_DATE	ANAL_DATE	SMP_EXTR	EXTR_ANL	SMP_ANL
PCS	%	FMC-III-SED-10C	C8H010190008	NM	7/31/2008	8/6/2008	8/7/2008	6	1	7
PCS	%	FMC-III-SED-12B	C8H010190001	NM	7/30/2008	8/6/2008	8/7/2008	7	1	8
PCS	%	FMC-III-SED-12C	C8H010190002	NM	7/30/2008	8/6/2008	8/7/2008	7	1	8
PCS	%	FMC-III-SED-13B	C8H010190003	NM	7/30/2008	8/6/2008	8/7/2008	7	1	8
PCS	%	FMC-III-SED-13C	C8H010190004	NM	7/30/2008	8/6/2008	8/7/2008	7	1	8
PCS	%	FMC-III-SED-28C	C8H010190014	NM	7/31/2008	8/6/2008	8/7/2008	6	1	7
OS	%	FMC-III-SED-12BDL	C8H010190001	NM	7/30/2008	8/4/2008	8/5/2008	5	1	6
OS	%	FMC-III-SED-27ADL	C8H010190009	NM	7/31/2008	8/4/2008	8/5/2008	4	1	5
OS	%	FMC-III-SED-12CDL	C8H010190002	NM	7/30/2008	8/4/2008	8/5/2008	5	1	6
OS	%	FMC-III-SED-13BDL	C8H010190003	NM	7/30/2008	8/4/2008	8/5/2008	5	1	6
OS	%	FMC-III-SED-13CDL	C8H010190004	NM	7/30/2008	8/4/2008	8/5/2008	5	1	6
OS	%	FMC-III-SED-27BDL	C8H010190010	NM	7/31/2008	8/4/2008	8/5/2008	4	1	5
OS	%	FMC-III-SED-10BDL	C8H010190007	NM	7/31/2008	8/4/2008	8/5/2008	4	1	5
OS	%	FMC-III-SED-27CDL	C8H010190011	NM	7/31/2008	8/4/2008	8/5/2008	4	1	5
OS	%	FMC-III-SED-10CDL	C8H010190008	NM	7/31/2008	8/4/2008	8/5/2008	4	1	5
OS	%	FMC-III-SED-35BDL	C8H010190022	NM	7/31/2008	8/4/2008	8/4/2008	4	0	4
OS	%	FMC-III-SED-28CDL	C8H010190014	NM	7/31/2008	8/4/2008	8/5/2008	4	1	5
OS	%	FMC-III-SED-30ADL	C8H010190015	NM	7/31/2008	8/4/2008	8/5/2008	4	1	5

SORT	UNITS	NSAMPLE	LAB_ID	QC_TYPE	SAMP_DATE	EXTR_DATE	ANAL_DATE	SMP_EXTR	EXTR_ANL	SMP_ANL
OS	%	FMC-III-SED-30BDL	C8H010190016	NM	7/31/2008	8/4/2008	8/5/2008	4	1	5
OS	%	FMC-III-SED-30CDL	C8H010190017	NM	7/31/2008	8/4/2008	8/5/2008	4	1	5
OS	%	FMC-III-SED-32ADL	C8H010190018	NM	7/31/2008	8/4/2008	8/5/2008	4	1	5
OS	%	FMC-III-SED-32BDL	C8H010190019	NM	7/31/2008	8/4/2008	8/5/2008	4	1	5
OS	%	FMC-III-SED-32CDL	C8H010190020	NM	7/31/2008	8/4/2008	8/5/2008	4	1	5
OS	%	FMC-III-SED-35ADL	C8H010190021	NM	7/31/2008	8/4/2008	8/4/2008	4	0	4
OS	%	FMC-III-SED-35CDL	C8H010190023	NM	7/31/2008	8/4/2008	8/4/2008	4	0	4
OS	%	FMC-III-SW-32DL	C8H010190025	NM	7/31/2008	8/4/2008	8/5/2008	4	1	5
OS	%	FMC-III-SED-9CDL	C8H010190006	NM	7/31/2008	8/4/2008	8/5/2008	4	1	5
OS	%	FMC-III-SW-27DL	C8H010190024	NM	7/31/2008	8/4/2008	8/5/2008	4	1	5
OS	%	FMC-III-SW-28DL	C8H010190027	NM	7/31/2008	8/4/2008	8/5/2008	4	1	5
OS	%	FMC-III-SW-30DL	C8H010190026	NM	7/31/2008	8/4/2008	8/6/2008	4	2	6
OS	%	FMC-III-SED-9BDL	C8H010190005	NM	7/31/2008	8/4/2008	8/5/2008	4	1	5
OS	%	FMC-III-SED-28BDL	C8H010190013	NM	7/31/2008	8/4/2008	8/5/2008	4	1	5
OS	%	FMC-III-SED-28ADL	C8H010190012	NM	7/31/2008	8/4/2008	8/5/2008	4	1	5
OS	UG/KG	FMC-III-SED-30CDL	C8H010190017	NM	7/31/2008	8/4/2008	8/5/2008	4	1	5
OS	UG/KG	FMC-III-SED-32ADL	C8H010190018	NM	7/31/2008	8/4/2008	8/5/2008	4	1	5
OS	UG/KG	FMC-III-SED-32BDL	C8H010190019	NM	7/31/2008	8/4/2008	8/5/2008	4	1	5

SORT	UNITS	NSAMPLE	LAB_ID	QC_TYPE	SAMP_DATE	EXTR_DATE	ANAL_DATE	SMP_EXTR	EXTR_ANL	SMP_ANL
OS	UG/KG	FMC-III-SED-32CDL	C8H010190020	NM	7/31/2008	8/4/2008	8/5/2008	4	1	5
OS	UG/KG	FMC-III-SED-35ADL	C8H010190021	NM	7/31/2008	8/4/2008	8/4/2008	4	0	4
OS	UG/KG	FMC-III-SED-13BDL	C8H010190003	NM	7/30/2008	8/4/2008	8/5/2008	5	1	6
OS	UG/KG	FMC-III-SED-13CDL	C8H010190004	NM	7/30/2008	8/4/2008	8/5/2008	5	1	6
OS	UG/KG	FMC-III-SED-30BDL	C8H010190016	NM	7/31/2008	8/4/2008	8/5/2008	4	1	5
OS	UG/KG	FMC-III-SED-35BDL	C8H010190022	NM	7/31/2008	8/4/2008	8/4/2008	4	0	4
OS	UG/KG	FMC-III-SED-35CDL	C8H010190023	NM	7/31/2008	8/4/2008	8/4/2008	4	0	4
OS	UG/KG	FMC-III-SED-9CDL	C8H010190006	NM	7/31/2008	8/4/2008	8/5/2008	4	1	5
OS	UG/KG	FMC-III-SED-10BDL	C8H010190007	NM	7/31/2008	8/4/2008	8/5/2008	4	1	5
OS	UG/KG	FMC-III-SED-9BDL	C8H010190005	NM	7/31/2008	8/4/2008	8/5/2008	4	1	5
OS	UG/KG	FMC-III-SED-12CDL	C8H010190002	NM	7/30/2008	8/4/2008	8/5/2008	5	1	6
OS	UG/KG	FMC-III-SED-12BDL	C8H010190001	NM	7/30/2008	8/4/2008	8/5/2008	5	1	6
OS	UG/KG	FMC-III-SED-30ADL	C8H010190015	NM	7/31/2008	8/4/2008	8/5/2008	4	1	5
OS	UG/KG	FMC-III-SED-10CDL	C8H010190008	NM	7/31/2008	8/4/2008	8/5/2008	4	1	5
OS	UG/KG	FMC-III-SED-27ADL	C8H010190009	NM	7/31/2008	8/4/2008	8/5/2008	4	1	5
OS	UG/KG	FMC-III-SED-27BDL	C8H010190010	NM	7/31/2008	8/4/2008	8/5/2008	4	1	5
OS	UG/KG	FMC-III-SED-27CDL	C8H010190011	NM	7/31/2008	8/4/2008	8/5/2008	4	1	5
OS	UG/KG	FMC-III-SED-28ADL	C8H010190012	NM	7/31/2008	8/4/2008	8/5/2008	4	1	5

SORT	UNITS	NSAMPLE	LAB_ID	QC_TYPE	SAMP_DATE	EXTR_DATE	ANAL_DATE	SMP_EXTR	EXTR_ANL	SMP_ANL
OS	UG/KG	FMC-III-SED-28BDL	C8H010190013	NM	7/31/2008	8/4/2008	8/5/2008	4	1	5
OS	UG/KG	FMC-III-SED-28CDL	C8H010190014	NM	7/31/2008	8/4/2008	8/5/2008	4	1	5
OS	UG/L	FMC-III-SW-32DL	C8H010190025	NM	7/31/2008	8/4/2008	8/5/2008	4	1	5
OS	UG/L	FMC-III-SW-28DL	C8H010190027	NM	7/31/2008	8/4/2008	8/5/2008	4	1	5
OS	UG/L	FMC-III-SW-30DL	C8H010190026	NM	7/31/2008	8/4/2008	8/6/2008	4	2	6
OS	UG/L	FMC-III-SW-27DL	C8H010190024	NM	7/31/2008	8/4/2008	8/5/2008	4	1	5
OV	%	FMC-III-SW-28	C8H010190027	NM	7/31/2008	8/11/2008	8/11/2008	11	0	11
OV	%	FMC-III-SW-27	C8H010190024	NM	7/31/2008	8/11/2008	8/11/2008	11	0	11
OV	%	FMC-III-SED-9C	C8H010190006	NM	7/31/2008	8/6/2008	8/6/2008	6	0	6
OV	%	FMC-III-SED-9B	C8H010190005	NM	7/31/2008	8/6/2008	8/6/2008	6	0	6
OV	%	FMC-III-SED-35C	C8H010190023	NM	7/31/2008	8/7/2008	8/7/2008	7	0	7
OV	%	FMC-III-SED-35B	C8H010190022	NM	7/31/2008	8/7/2008	8/7/2008	7	0	7
OV	%	FMC-III-SED-35A	C8H010190021	NM	7/31/2008	8/7/2008	8/7/2008	7	0	7
OV	%	FMC-III-SED-32C	C8H010190020	NM	7/31/2008	8/7/2008	8/7/2008	7	0	7
OV	%	FMC-III-SED-32B	C8H010190019	NM	7/31/2008	8/6/2008	8/6/2008	6	0	6
OV	%	FMC-III-SW-30	C8H010190026	NM	7/31/2008	8/11/2008	8/11/2008	11	0	11
OV	%	FMC-III-SED-30C	C8H010190017	NM	7/31/2008	8/6/2008	8/6/2008	6	0	6
OV	%	FMC-III-SED-30B	C8H010190016	NM	7/31/2008	8/6/2008	8/6/2008	6	0	6

SORT	UNITS	NSAMPLE	LAB_ID	QC_TYPE	SAMP_DATE	EXTR_DATE	ANAL_DATE	SMP_EXTR	EXTR_ANL	SMP_ANL
OV	%	FMC-III-SED-30A	C8H010190015	NM	7/31/2008	8/6/2008	8/6/2008	6	0	6
OV	%	FMC-III-SED-32A	C8H010190018	NM	7/31/2008	8/6/2008	8/6/2008	6	0	6
OV	%	FMC-III-SW-32	C8H010190025	NM	7/31/2008	8/11/2008	8/11/2008	11	0	11
OV	%	TB-073108	C8H010190028	NM	7/31/2008	8/11/2008	8/11/2008	11	0	11
OV	%	FMC-III-SED-28B	C8H010190013	NM	7/31/2008	8/6/2008	8/6/2008	6	0	6
OV	%	FMC-III-SED-28A	C8H010190012	NM	7/31/2008	8/6/2008	8/6/2008	6	0	6
OV	%	FMC-III-SED-27C	C8H010190011	NM	7/31/2008	8/6/2008	8/6/2008	6	0	6
OV	%	FMC-III-SED-27A	C8H010190009	NM	7/31/2008	8/6/2008	8/6/2008	6	0	6
OV	%	FMC-III-SED-13C	C8H010190004	NM	7/30/2008	8/6/2008	8/6/2008	7	0	7
OV	%	FMC-III-SED-13B	C8H010190003	NM	7/30/2008	8/6/2008	8/6/2008	7	0	7
OV	%	FMC-III-SED-12C	C8H010190002	NM	7/30/2008	8/6/2008	8/6/2008	7	0	7
OV	%	FMC-III-SED-12B	C8H010190001	NM	7/30/2008	8/6/2008	8/6/2008	7	0	7
OV	%	FMC-III-SED-10C	C8H010190008	NM	7/31/2008	8/6/2008	8/6/2008	6	0	6
OV	%	FMC-III-SED-10B	C8H010190007	NM	7/31/2008	8/6/2008	8/6/2008	6	0	6
OV	%	FMC-III-SED-28C	C8H010190014	NM	7/31/2008	8/6/2008	8/6/2008	6	0	6
OV	%	FMC-III-SED-27B	C8H010190010	NM	7/31/2008	8/6/2008	8/6/2008	6	0	6
OV	UG/KG	FMC-III-SED-13B	C8H010190003	NM	7/30/2008	8/6/2008	8/6/2008	7	0	7
OV	UG/KG	FMC-III-SED-9B	C8H010190005	NM	7/31/2008	8/6/2008	8/6/2008	6	0	6

SORT	UNITS	NSAMPLE	LAB_ID	QC_TYPE	SAMP_DATE	EXTR_DATE	ANAL_DATE	SMP_EXTR	EXTR_ANL	SMP_ANL
OV	UG/KG	FMC-III-SED-12B	C8H010190001	NM	7/30/2008	8/6/2008	8/6/2008	7	0	7
OV	UG/KG	FMC-III-SED-10B	C8H010190007	NM	7/31/2008	8/6/2008	8/6/2008	6	0	6
OV	UG/KG	FMC-III-SED-9C	C8H010190006	NM	7/31/2008	8/6/2008	8/6/2008	6	0	6
OV	UG/KG	FMC-III-SED-35C	C8H010190023	NM	7/31/2008	8/7/2008	8/7/2008	7	0	7
OV	UG/KG	FMC-III-SED-35B	C8H010190022	NM	7/31/2008	8/7/2008	8/7/2008	7	0	7
OV	UG/KG	FMC-III-SED-35A	C8H010190021	NM	7/31/2008	8/7/2008	8/7/2008	7	0	7
OV	UG/KG	FMC-III-SED-32C	C8H010190020	NM	7/31/2008	8/7/2008	8/7/2008	7	0	7
OV	UG/KG	FMC-III-SED-32B	C8H010190019	NM	7/31/2008	8/6/2008	8/6/2008	6	0	6
OV	UG/KG	FMC-III-SED-32A	C8H010190018	NM	7/31/2008	8/6/2008	8/6/2008	6	0	6
OV	UG/KG	FMC-III-SED-30C	C8H010190017	NM	7/31/2008	8/6/2008	8/6/2008	6	0	6
OV	UG/KG	FMC-III-SED-30A	C8H010190015	NM	7/31/2008	8/6/2008	8/6/2008	6	0	6
OV	UG/KG	FMC-III-SED-28C	C8H010190014	NM	7/31/2008	8/6/2008	8/6/2008	6	0	6
OV	UG/KG	FMC-III-SED-28B	C8H010190013	NM	7/31/2008	8/6/2008	8/6/2008	6	0	6
OV	UG/KG	FMC-III-SED-28A	C8H010190012	NM	7/31/2008	8/6/2008	8/6/2008	6	0	6
OV	UG/KG	FMC-III-SED-27C	C8H010190011	NM	7/31/2008	8/6/2008	8/6/2008	6	0	6
OV	UG/KG	FMC-III-SED-27B	C8H010190010	NM	7/31/2008	8/6/2008	8/6/2008	6	0	6
OV	UG/KG	FMC-III-SED-27A	C8H010190009	NM	7/31/2008	8/6/2008	8/6/2008	6	0	6
OV	UG/KG	FMC-III-SED-10C	C8H010190008	NM	7/31/2008	8/6/2008	8/6/2008	6	0	6

SORT	UNITS	NSAMPLE	LAB_ID	QC_TYPE	SAMP_DATE	EXTR_DATE	ANAL_DATE	SMP_EXTR	EXTR_ANL	SMP_ANL
OV	UG/KG	FMC-III-SED-13C	C8H010190004	NM	7/30/2008	8/6/2008	8/6/2008	7	0	7
OV	UG/KG	FMC-III-SED-12C	C8H010190002	NM	7/30/2008	8/6/2008	8/6/2008	7	0	7
OV	UG/KG	FMC-III-SED-30B	C8H010190016	NM	7/31/2008	8/6/2008	8/6/2008	6	0	6
OV	UG/L	FMC-III-SW-32	C8H010190025	NM	7/31/2008	8/11/2008	8/11/2008	11	0	11
OV	UG/L	FMC-III-SW-27	C8H010190024	NM	7/31/2008	8/11/2008	8/11/2008	11	0	11
OV	UG/L	TB-073108	C8H010190028	NM	7/31/2008	8/11/2008	8/11/2008	11	0	11
OV	UG/L	FMC-III-SW-30	C8H010190026	NM	7/31/2008	8/11/2008	8/11/2008	11	0	11
OV	UG/L	FMC-III-SW-28	C8H010190027	NM	7/31/2008	8/11/2008	8/11/2008	11	0	11
PCB	%	FMC-III-SW-30DL	C8H010190026	NM	7/31/2008	8/4/2008	8/11/2008	4	7	11
PCB	%	FMC-III-SW-28DL	C8H010190027	NM	7/31/2008	8/4/2008	8/12/2008	4	8	12
PCB	%	FMC-III-SW-27DL	C8H010190024	NM	7/31/2008	8/4/2008	8/11/2008	4	7	11
PCB	%	FMC-III-SED-9CDL	C8H010190006	NM	7/31/2008	8/5/2008	8/11/2008	5	6	11
PCB	%	FMC-III-SED-9BDL	C8H010190005	NM	7/31/2008	8/5/2008	8/11/2008	5	6	11
PCB	%	FMC-III-SED-35C	C8H010190023	NM	7/31/2008	8/4/2008	8/5/2008	4	1	5
PCB	%	FMC-III-SED-35B	C8H010190022	NM	7/31/2008	8/4/2008	8/5/2008	4	1	5
PCB	%	FMC-III-SED-35A	C8H010190021	NM	7/31/2008	8/4/2008	8/5/2008	4	1	5
PCB	%	FMC-III-SED-32C	C8H010190020	NM	7/31/2008	8/5/2008	8/11/2008	5	6	11
PCB	%	FMC-III-SED-32B	C8H010190019	NM	7/31/2008	8/5/2008	8/11/2008	5	6	11

SORT	UNITS	NSAMPLE	LAB_ID	QC_TYPE	SAMP_DATE	EXTR_DATE	ANAL_DATE	SMP_EXTR	EXTR_ANL	SMP_ANL
PCB	%	FMC-III-SED-30B	C8H010190016	NM	7/31/2008	8/5/2008	8/11/2008	5	6	11
PCB	%	FMC-III-SED-30C	C8H010190017	NM	7/31/2008	8/5/2008	8/11/2008	5	6	11
PCB	%	FMC-III-SW-32DL	C8H010190025	NM	7/31/2008	8/4/2008	8/11/2008	4	7	11
PCB	%	FMC-III-SED-10C	C8H010190008	NM	7/31/2008	8/5/2008	8/11/2008	5	6	11
PCB	%	FMC-III-SED-32A	C8H010190018	NM	7/31/2008	8/5/2008	8/11/2008	5	6	11
PCB	%	FMC-III-SED-30ADL	C8H010190015	NM	7/31/2008	8/5/2008	8/11/2008	5	6	11
PCB	%	FMC-III-SED-10B	C8H010190007	NM	7/31/2008	8/5/2008	8/11/2008	5	6	11
PCB	%	FMC-III-SED-12B	C8H010190001	NM	7/30/2008	8/5/2008	8/11/2008	6	6	12
PCB	%	FMC-III-SED-12CDL	C8H010190002	NM	7/30/2008	8/5/2008	8/11/2008	6	6	12
PCB	%	FMC-III-SED-13B	C8H010190003	NM	7/30/2008	8/5/2008	8/11/2008	6	6	12
PCB	%	FMC-III-SED-27A	C8H010190009	NM	7/31/2008	8/5/2008	8/11/2008	5	6	11
PCB	%	FMC-III-SED-27BDL	C8H010190010	NM	7/31/2008	8/5/2008	8/11/2008	5	6	11
PCB	%	FMC-III-SED-27C	C8H010190011	NM	7/31/2008	8/5/2008	8/11/2008	5	6	11
PCB	%	FMC-III-SED-28A	C8H010190012	NM	7/31/2008	8/5/2008	8/11/2008	5	6	11
PCB	%	FMC-III-SED-28C	C8H010190014	NM	7/31/2008	8/5/2008	8/11/2008	5	6	11
PCB	%	FMC-III-SED-13C	C8H010190004	NM	7/30/2008	8/5/2008	8/11/2008	6	6	12
PCB	%	FMC-III-SED-28B	C8H010190013	NM	7/31/2008	8/5/2008	8/11/2008	5	6	11
PCB	UG/KG	FMC-III-SED-35C	C8H010190023	NM	7/31/2008	8/4/2008	8/5/2008	4	1	5

SORT	UNITS	NSAMPLE	LAB_ID	QC_TYPE	SAMP_DATE	EXTR_DATE	ANAL_DATE	SMP_EXTR	EXTR_ANL	SMP_ANL
PCB	UG/KG	FMC-III-SED-30C	C8H010190017	NM	7/31/2008	8/5/2008	8/11/2008	5	6	11
PCB	UG/KG	FMC-III-SED-32A	C8H010190018	NM	7/31/2008	8/5/2008	8/11/2008	5	6	11
PCB	UG/KG	FMC-III-SED-32B	C8H010190019	NM	7/31/2008	8/5/2008	8/11/2008	5	6	11
PCB	UG/KG	FMC-III-SED-32C	C8H010190020	NM	7/31/2008	8/5/2008	8/11/2008	5	6	11
PCB	UG/KG	FMC-III-SED-9CDL	C8H010190006	NM	7/31/2008	8/5/2008	8/11/2008	5	6	11
PCB	UG/KG	FMC-III-SED-35B	C8H010190022	NM	7/31/2008	8/4/2008	8/5/2008	4	1	5
PCB	UG/KG	FMC-III-SED-9BDL	C8H010190005	NM	7/31/2008	8/5/2008	8/11/2008	5	6	11
PCB	UG/KG	FMC-III-SED-30B	C8H010190016	NM	7/31/2008	8/5/2008	8/11/2008	5	6	11
PCB	UG/KG	FMC-III-SED-27A	C8H010190009	NM	7/31/2008	8/5/2008	8/11/2008	5	6	11
PCB	UG/KG	FMC-III-SED-35A	C8H010190021	NM	7/31/2008	8/4/2008	8/5/2008	4	1	5
PCB	UG/KG	FMC-III-SED-12CDL	C8H010190002	NM	7/30/2008	8/5/2008	8/11/2008	6	6	12
PCB	UG/KG	FMC-III-SED-10B	C8H010190007	NM	7/31/2008	8/5/2008	8/11/2008	5	6	11
PCB	UG/KG	FMC-III-SED-27C	C8H010190011	NM	7/31/2008	8/5/2008	8/11/2008	5	6	11
PCB	UG/KG	FMC-III-SED-12B	C8H010190001	NM	7/30/2008	8/5/2008	8/11/2008	6	6	12
PCB	UG/KG	FMC-III-SED-30ADL	C8H010190015	NM	7/31/2008	8/5/2008	8/11/2008	5	6	11
PCB	UG/KG	FMC-III-SED-13B	C8H010190003	NM	7/30/2008	8/5/2008	8/11/2008	6	6	12
PCB	UG/KG	FMC-III-SED-13C	C8H010190004	NM	7/30/2008	8/5/2008	8/11/2008	6	6	12
PCB	UG/KG	FMC-III-SED-27BDL	C8H010190010	NM	7/31/2008	8/5/2008	8/11/2008	5	6	11

SORT	UNITS	NSAMPLE	LAB_ID	QC_TYPE	SAMP_DATE	EXTR_DATE	ANAL_DATE	SMP_EXTR	EXTR_ANL	SMP_ANL
PCB	UG/KG	FMC-III-SED-28A	C8H010190012	NM	7/31/2008	8/5/2008	8/11/2008	5	6	11
PCB	UG/KG	FMC-III-SED-28B	C8H010190013	NM	7/31/2008	8/5/2008	8/11/2008	5	6	11
PCB	UG/KG	FMC-III-SED-28C	C8H010190014	NM	7/31/2008	8/5/2008	8/11/2008	5	6	11
PCB	UG/KG	FMC-III-SED-10C	C8H010190008	NM	7/31/2008	8/5/2008	8/11/2008	5	6	11
PCB	UG/L	FMC-III-SW-27DL	C8H010190024	NM	7/31/2008	8/4/2008	8/11/2008	4	7	11
PCB	UG/L	FMC-III-SW-28DL	C8H010190027	NM	7/31/2008	8/4/2008	8/12/2008	4	8	12
PCB	UG/L	FMC-III-SW-30DL	C8H010190026	NM	7/31/2008	8/4/2008	8/11/2008	4	7	11
PCB	UG/L	FMC-III-SW-32DL	C8H010190025	NM	7/31/2008	8/4/2008	8/11/2008	4	7	11

5A
VOLATILE ORGANIC INSTRUMENT PERFORMANCE CHECK
BROMOFLUOROBENZENE (BFB)

Lab Name: TESTAMERICA PITTSBURGH Contract:

Lab Code: TA Case No.: SAS No.: SDG No.: METHODS

Lab File ID: BF30628 BFB Injection Date: 06/28/08

Instrument ID: HP3 BFB Injection Time: 0933

GC Column: DB624 20M ID: 0.18 (mm) Heated Purge: (Y/N) Y

m/e	ION ABUNDANCE CRITERIA	% RELATIVE ABUNDANCE
50	15.0 - 40.0% of mass 95	18.0
75	30.0 - 60.0% of mass 95	46.4
95	Base Peak, 100% relative abundance	100.0
96	5.0 - 9.0% of mass 95	6.8
173	Less than 2.0% of mass 174	0.0 (0.0)1
174	50.0 - 100.0% of mass 95	73.4
175	5.0 - 9.0% of mass 174	5.4 (7.4)1
176	95.0 - 101.0% of mass 174	71.2 (97.0)1
177	5.0 - 9.0% of mass 176	4.9 (7.0)2

1-Value is % mass 174 2-Value is % mass 176

THIS CHECK APPLIES TO THE FOLLOWING SAMPLES, MS, MSD, BLANKS, AND STANDARDS:

	EPA SAMPLE NO.	LAB SAMPLE ID	LAB FILE ID	DATE ANALYZED	TIME ANALYZED
01	VSTD5	VSTD5	1A30628	06/28/08	1014
02	VSTD10	VSTD10	1B30628	06/28/08	1038
03	VSTD25	VSTD25	1C30628	06/28/08	1102
04	VSTD40	VSTD40	1D30628	06/28/08	1127
05	VSTD50	VSTD50	1E30628	06/28/08	1151
06	VSTD125	VSTD125	1F30628	06/28/08	1216
07	VSTD250	VSTD250	1G30628	06/28/08	1240
08					
09					
10					
11					
12					
13					
14					
15					
16					
17					
18					
19					
20					
21					
22					

FORM V VOA

OLM03.0

V By Patrick Johnson 6/30/08

TestAmerica Pittsburgh

INITIAL CALIBRATION DATA

Start Cal Date : 28-JUN-2008 10:14
End Cal Date : 28-JUN-2008 12:40
Quant Method : ISTD
Target Version : 4.14
Integrator : HP RTE
Method file : \\pitsvr06\d\chem\hp3.i\3062808d.b\8260bsoil.m
Last Edit : 28-Jun-2008 13:00 hp3.i

Calibration File Names:
Level 1: \\pitsvr06\d\chem\hp3.i\3062808d.b\1A30628.D
Level 2: \\pitsvr06\d\chem\hp3.i\3062808d.b\1B30628.D
Level 3: \\pitsvr06\d\chem\hp3.i\3062808d.b\1C30628.D
Level 4: \\pitsvr06\d\chem\hp3.i\3062808d.b\1D30628.D
Level 5: \\pitsvr06\d\chem\hp3.i\3062808d.b\1E30628.D
Level 6: \\pitsvr06\d\chem\hp3.i\3062808d.b\1F30628.D
Level 7: \\pitsvr06\d\chem\hp3.i\3062808d.b\1G30628.D

Compound	5.0000 Level 1	10.0000 Level 2	25.0000 Level 3	40.0000 Level 4	50.0000 Level 5	125.0000 Level 6	Curve	Coefficients b	m1	m2	%RSD or R^2	
	250.0000 Level 7											
1 Dichlorodifluoromethane	0.33260	0.26862	0.31680	0.29642	0.27985	0.30557						
	0.29827						AVRG		0.29973		7.18360	
164 trans-1,4-Dichloro-2-butene	+++++	+++++	+++++	+++++	+++++	+++++						
	+++++						AVRG		0.000e+000		0.000e+000	<-
155 N-Heptane	+++++	+++++	+++++	+++++	+++++	+++++						
	+++++						AVRG		0.000e+000		0.000e+000	<-
2 Chloromethane	0.44417	0.36563	0.39499	0.36938	0.39155	0.36150						
	0.35832						AVRG		0.38365		7.90217	

TestAmerica Pittsburgh

INITIAL CALIBRATION DATA

Start Cal Date : 28-JUN-2008 10:14
End Cal Date : 28-JUN-2008 12:40
Quant Method : ISTD
Target Version : 4.14
Integrator : HP RTE
Method file : \\pitsvr06\d\chem\hp3.i\3062808d.b\8260bsoil.m
Last Edit : 28-Jun-2008 13:00 hp3.i

Compound	5.0000 Level 1	10.0000 Level 2	25.0000 Level 3	40.0000 Level 4	50.0000 Level 5	125.0000 Level 6	Curve	Coefficients b	m1	m2	%RSD or R^2	
	250.0000 Level 7											
3 Vinyl Chloride	0.53057	0.42326	0.46291	0.41960	0.43121	0.43106						
	0.41742						AVRG		0.44515		9.12747	
4 Bromomethane	0.09716	0.09897	0.10760	0.09992	0.12708	0.11907						
	0.09787						AVRG		0.10681		11.10135	
5 Chloroethane	0.12675	0.12512	0.13810	0.12278	0.15654	0.15641						
	0.10126						AVRG		0.13242		14.91061	
7 Dichlorofluoromethane	+++++	+++++	+++++	+++++	+++++	+++++						
	+++++						AVRG		0.000e+000		0.000e+000	<-
166 Trichlorofluoromethane	0.19580	0.18639	0.21364	0.20490	0.21734	0.22579						
	0.21564						AVRG		0.20850		6.54539	
8 Ethyl Ether	+++++	+++++	+++++	+++++	+++++	+++++						
	+++++						AVRG		0.000e+000		0.000e+000	<-
9 Ethanol	+++++	+++++	+++++	+++++	+++++	+++++						
	+++++						AVRG		0.000e+000		0.000e+000	<-

TestAmerica Pittsburgh

INITIAL CALIBRATION DATA

Start Cal Date : 28-JUN-2008 10:14
End Cal Date : 28-JUN-2008 12:40
Quant Method : ISTD
Target Version : 4.14
Integrator : HP RTE
Method file : \\pitsvr06\d\chem\hp3.i\3062808d.b\8260bsoil.m
Last Edit : 28-Jun-2008 13:00 hp3.i

Compound	5.0000 Level 1 / 250.0000 Level 7	10.0000 Level 2	25.0000 Level 3	40.0000 Level 4	50.0000 Level 5	125.0000 Level 6	Curve	Coefficients b	Coefficients m1	Coefficients m2	%RSD or R^2	
10 1,1,2-trichloro-1,2,2-trifluo	0.27907	0.25428	0.27432	0.25646	0.25355	0.26223						
	0.25268						AVRG		0.26180		4.10081	
156 Methyl Acetate	0.35538	0.27646	0.30800	0.27345	0.31787	0.26728						
	0.24043						AVRG		0.29127		13.14432	
157 Cyclohexane	0.70559	0.58068	0.66714	0.61142	0.60212	0.61343						
	0.59303						AVRG		0.62477		7.18744	
158 Methyl Cyclohexane	0.65135	0.57813	0.66344	0.61017	0.58487	0.62430						
	0.60222						AVRG		0.61635		5.21363	
11 Acrolein	+++++	+++++	+++++	+++++	+++++	+++++						
	+++++						AVRG		0.000e+000		0.000e+000	<-
12 1,1-Dichloroethene	0.30321	0.24538	0.27115	0.25284	0.25721	0.26148						
	0.25218						AVRG		0.26335		7.35177	
13 Acetone	4544	6926	14775	25327	29552	58773						
	101567						QUAD	-0.00187	6.21424	22.45576	0.99925	

TestAmerica Pittsburgh

INITIAL CALIBRATION DATA

Start Cal Date : 28-JUN-2008 10:14
End Cal Date : 28-JUN-2008 12:40
Quant Method : ISTD
Target Version : 4.14
Integrator : HP RTE
Method file : \\pitsvr06\d\chem\hp3.i\3062808d.b\8260bsoil.m
Last Edit : 28-Jun-2008 13:00 hp3.i

Compound	5.0000 Level 1 / 250.0000 Level 7	10.0000 Level 2	25.0000 Level 3	40.0000 Level 4	50.0000 Level 5	125.0000 Level 6	Curve	Coefficients b	m1	m2	%RSD or R^2	
14 Iodomethane	+++++ / +++++	+++++	+++++	+++++	+++++	+++++	AVRG		0.000e+000		0.000e+000	<-
15 Carbon Disulfide	0.97590 / 0.80428	0.80612	0.90080	0.84832	0.87811	0.84092	AVRG		0.86492		6.96333	
16 3-Chloro-1-propene	+++++ / +++++	+++++	+++++	+++++	+++++	+++++	AVRG		0.000e+000		0.000e+000	<-
17 Acetonitrile	0.02541 / 0.01375	0.01803	0.01780	0.01807	0.01902	0.01669	AVRG		0.01840		19.17301	<-
18 Methylene Chloride	10941 / 389581	16366	38233	66319	75961	190214	QUAD	-0.03944	3.33946	0.27701	0.99985	
19 trans-1,2-Dichloroethene	0.33628 / 0.27959	0.28749	0.31337	0.29075	0.30640	0.28999	AVRG		0.30055		6.50434	
20 Methyl tert-butyl ether	1.05505 / 0.79713	0.89359	0.96400	0.90700	0.98397	0.87334	AVRG		0.92487		9.07207	

TestAmerica Pittsburgh

INITIAL CALIBRATION DATA

Start Cal Date : 28-JUN-2008 10:14
End Cal Date : 28-JUN-2008 12:40
Quant Method : ISTD
Target Version : 4.14
Integrator : HP RTE
Method file : \\pitsvr06\d\chem\hp3.i\3062808d.b\8260bsoil.m
Last Edit : 28-Jun-2008 13:00 hp3.i

Compound	5.0000 Level 1	10.0000 Level 2	25.0000 Level 3	40.0000 Level 4	50.0000 Level 5	125.0000 Level 6	250.0000 Level 7	Curve	Coefficients b	m1	m2	%RSD or R^2	
21 tert-Butyl Alcohol	+++++	+++++	+++++	+++++	+++++	+++++	+++++	AVRG		0.000e+000		0.000e+000	<-
22 Acrylonitrile	+++++	+++++	+++++	+++++	+++++	+++++	+++++	AVRG		0.000e+000		0.000e+000	<-
23 Hexane	+++++	+++++	+++++	+++++	+++++	+++++	+++++	AVRG		0.000e+000		0.000e+000	<-
24 1,1-Dichloroethane	0.62052	0.53102	0.57726	0.53923	0.56640	0.53698	0.51074	AVRG		0.55459		6.59439	
25 Isopropyl Ether	+++++	+++++	+++++	+++++	+++++	+++++	+++++	AVRG		0.000e+000		0.000e+000	<-
26 2-Chloro-1,3-butadiene	+++++	+++++	+++++	+++++	+++++	+++++	+++++	AVRG		0.000e+000		0.000e+000	<-
27 2,2-Dichloropropane	0.37279	0.31625	0.34657	0.32739	0.34593	0.32709	0.29135	AVRG		0.33248		7.78031	

TestAmerica Pittsburgh

INITIAL CALIBRATION DATA

Start Cal Date : 28-JUN-2008 10:14
End Cal Date : 28-JUN-2008 12:40
Quant Method : ISTD
Target Version : 4.14
Integrator : HP RTE
Method file : \\pitsvr06\d\chem\hp3.i\3062808d.b\8260bsoil.m
Last Edit : 28-Jun-2008 13:00 hp3.i

Compound	5.0000 Level 1 / 250.0000 Level 7	10.0000 Level 2	25.0000 Level 3	40.0000 Level 4	50.0000 Level 5	125.0000 Level 6	Curve	Coefficients b	m1	m2	%RSD or R^2
28 cis-1,2-dichloroethene	0.35390	0.30237	0.33106	0.31216	0.32780	0.30999					
	0.29619						AVRG		0.31907		6.22273
M 29 1,2-Dichloroethene (total)	0.34509	0.29493	0.32221	0.30145	0.31710	0.29999					
	0.28789						AVRG		0.30981		6.34678
30 Bromochloromethane	0.14112	0.12906	0.14397	0.13453	0.14056	0.13146					
	0.12707						AVRG		0.13540		4.84953
31 2-Butanone	0.16746	0.15525	0.17694	0.17170	0.17490	0.15247					
	0.14414						AVRG		0.16327		7.73733
32 Vinyl Acetate	+++++	+++++	+++++	+++++	+++++	+++++					
	+++++						AVRG		0.000e+000		0.000e+000 <-
33 Ethyl Acetate	+++++	+++++	+++++	+++++	+++++	+++++					
	+++++						AVRG		0.000e+000		0.000e+000 <-
34 Propionitrile	+++++	+++++	+++++	+++++	+++++	+++++					
	+++++						AVRG		0.000e+000		0.000e+000 <-

TestAmerica Pittsburgh

INITIAL CALIBRATION DATA

Start Cal Date : 28-JUN-2008 10:14
End Cal Date : 28-JUN-2008 12:40
Quant Method : ISTD
Target Version : 4.14
Integrator : HP RTE
Method file : \\pitsvr06\d\chem\hp3.i\3062808d.b\8260bsoil.m
Last Edit : 28-Jun-2008 13:00 hp3.i

Compound	5.0000 Level 1 / 250.0000 Level 7	10.0000 Level 2	25.0000 Level 3	40.0000 Level 4	50.0000 Level 5	125.0000 Level 6	Curve	Coefficients b	Coefficients m1	Coefficients m2	%RSD or R^2	
35 Tetrahydrofuran	+++++ / +++++	+++++	+++++	+++++	+++++	+++++	AVRG		0.000e+000		0.000e+000	<-
36 Methacrylonitrile	+++++ / +++++	+++++	+++++	+++++	+++++	+++++	AVRG		0.000e+000		0.000e+000	<-
37 Chloroform	0.55951 / 0.44209	0.45321	0.49572	0.46949	0.49083	0.46273	AVRG		0.48194		8.13535	
38 1,1,1-Trichloroethane	0.41779 / 0.35819	0.37053	0.40257	0.37971	0.39158	0.37939	AVRG		0.38568		5.19841	
40 1,1-Dichloropropene	0.45622 / 0.39539	0.39170	0.41194	0.39892	0.39148	0.39905	AVRG		0.40639		5.66764	
41 Carbon Tetrachloride	0.35758 / 0.32469	0.30605	0.33977	0.31828	0.31950	0.33045	AVRG		0.32805		5.09945	
42 Benzene	1.36102 / 1.09900	1.15748	1.21327	1.17989	1.17446	1.14129	AVRG		1.18949		7.02055	

TestAmerica Pittsburgh

INITIAL CALIBRATION DATA

Start Cal Date : 28-JUN-2008 10:14
End Cal Date : 28-JUN-2008 12:40
Quant Method : ISTD
Target Version : 4.14
Integrator : HP RTE
Method file : \\pitsvr06\d\chem\hp3.i\3062808d.b\8260bsoil.m
Last Edit : 28-Jun-2008 13:00 hp3.i

Compound	5.0000 Level 1 / 250.0000 Level 7	10.0000 Level 2	25.0000 Level 3	40.0000 Level 4	50.0000 Level 5	125.0000 Level 6	Curve	Coefficients b	m1	m2	%RSD or R^2
44 Isobutanol	+++++ +++++	+++++	+++++	+++++	+++++	+++++	AVRG		0.000e+000		0.000e+000 <-
45 1,2-Dichloroethane	0.40450 0.34000	0.35418	0.37077	0.36676	0.35938	0.34714	AVRG		0.36325		5.80473
47 Trichloroethene	0.29625 0.27774	0.25521	0.27758	0.27541	0.26479	0.26924	AVRG		0.27374		4.67838
48 n-Butanol	+++++ +++++	+++++	+++++	+++++	+++++	+++++	AVRG		0.000e+000		0.000e+000 <-
49 1,2-Dichloropropane	0.31094 0.28915	0.26985	0.28164	0.28489	0.27995	0.28708	AVRG		0.28621		4.39744
50 Dibromomethane	0.16134 0.14458	0.13888	0.15079	0.14857	0.15273	0.14481	AVRG		0.14881		4.81915
51 Methyl methacrylate	+++++ +++++	+++++	+++++	+++++	+++++	+++++	AVRG		0.000e+000		0.000e+000 <-

TestAmerica Pittsburgh

INITIAL CALIBRATION DATA

Start Cal Date : 28-JUN-2008 10:14
End Cal Date : 28-JUN-2008 12:40
Quant Method : ISTD
Target Version : 4.14
Integrator : HP RTE
Method file : \\pitsvr06\d\chem\hp3.i\3062808d.b\8260bsoil.m
Last Edit : 28-Jun-2008 13:00 hp3.i

Compound	5.0000 Level 1	10.0000 Level 2	25.0000 Level 3	40.0000 Level 4	50.0000 Level 5	125.0000 Level 6	250.0000 Level 7	Curve	Coefficients b	Coefficients m1	Coefficients m2	%RSD or R^2	
52 1,4-Dioxane	+++++	+++++	+++++	+++++	+++++	+++++	+++++	AVRG		0.000e+000		0.000e+000	<-
53 Bromodichloromethane	0.33076	0.29225	0.31187	0.31803	0.30914	0.31826	0.32450	AVRG		0.31497		3.93168	
54 2-Nitropropane	+++++	+++++	+++++	+++++	+++++	+++++	+++++	AVRG		0.000e+000		0.000e+000	<-
55 2-Methylfuran	+++++	+++++	+++++	+++++	+++++	+++++	+++++	AVRG		0.000e+000		0.000e+000	<-
56 2-Chloroethyl vinyl ether	+++++	+++++	+++++	+++++	+++++	+++++	+++++	AVRG		0.000e+000		0.000e+000	<-
57 cis-1,3-Dichloropropene	0.41042	0.37621	0.38016	0.41069	0.38078	0.40857	0.42301	AVRG		0.39855		4.73847	
58 4-Methyl-2-Pentanone	1.72366	1.49361	1.71040	1.63341	1.77304	1.51572	1.36956	AVRG		1.60277		9.18413	

TestAmerica Pittsburgh

INITIAL CALIBRATION DATA

Start Cal Date : 28-JUN-2008 10:14
End Cal Date : 28-JUN-2008 12:40
Quant Method : ISTD
Target Version : 4.14
Integrator : HP RTE
Method file : \\pitsvr06\d\chem\hp3.i\3062808d.b\8260bsoil.m
Last Edit : 28-Jun-2008 13:00 hp3.i

Compound	5.0000 Level 1	10.0000 Level 2	25.0000 Level 3	40.0000 Level 4	50.0000 Level 5	125.0000 Level 6	Curve	Coefficients b	Coefficients m1	Coefficients m2	%RSD or R^2	
	250.0000 Level 7											
60 Toluene	6.66534	5.53990	5.71839	5.57329	5.35945	5.22768						
	5.15982						AVRG		5.60627		9.04626	
61 trans-1,3-Dichloropropene	1.80758	1.65554	1.71809	1.77038	1.64381	1.74191						
	1.84345						AVRG		1.74011		4.26579	
62 Ethyl methacrylate	+++++	+++++	+++++	+++++	+++++	+++++						
	+++++						AVRG		0.000e+000		0.000e+000	<-
63 1,3-Dichloropropane	1.96618	1.77071	1.84707	1.89002	1.78101	1.82125						
	1.88039						AVRG		1.85095		3.68404	
64 1,1,2-Trichloroethane	1.08757	0.99690	1.01191	1.02547	0.98683	0.98224						
	1.00992						AVRG		1.01440		3.50917	
65 Tetrachloroethene	1.11316	0.99965	1.05868	1.02030	0.98064	1.02472						
	1.08096						AVRG		1.03973		4.50302	
66 2-Hexanone	1.08505	0.98669	1.10400	1.05480	1.10973	0.97745						
	0.94151						AVRG		1.03703		6.54028	

TestAmerica Pittsburgh

INITIAL CALIBRATION DATA

Start Cal Date : 28-JUN-2008 10:14
End Cal Date : 28-JUN-2008 12:40
Quant Method : ISTD
Target Version : 4.14
Integrator : HP RTE
Method file : \\pitsvr06\d\chem\hp3.i\3062808d.b\8260bsoil.m
Last Edit : 28-Jun-2008 13:00 hp3.i

Compound	5.0000 Level 1 / 250.0000 Level 7	10.0000 Level 2	25.0000 Level 3	40.0000 Level 4	50.0000 Level 5	125.0000 Level 6	Curve	Coefficients b	Coefficients m1	Coefficients m2	%RSD or R^2
67 Dibromochloromethane	1.03827 / 1.08010	0.88898	0.98062	1.00942	0.98396	1.03583	AVRG		1.00245		6.06371
68 1,2-Dibromoethane	1.09155 / 1.03628	0.97586	1.02961	1.03132	1.00567	1.01796	AVRG		1.02690		3.42689
70 Chlorobenzene	3.65040 / 3.30461	3.22929	3.35999	3.32112	3.23048	3.27499	AVRG		3.33870		4.35458
71 1,1,1,2-Tetrachloroethane	1.32673 / 1.14400	1.10400	1.23263	1.18788	1.26044	1.20706	AVRG		1.20896		6.11249
72 Ethylbenzene	2.12353 / 1.89611	1.88751	2.00743	1.92295	1.87752	1.91998	AVRG		1.94786		4.54729
73 m + p-Xylene	2.70990 / 2.17761	2.31510	2.52267	2.38492	2.35663	2.29956	AVRG		2.39520		7.22704
74 Xylene-o	2.77095 / 2.26002	2.44568	2.66326	2.49070	2.56353	2.42955	AVRG		2.51767		6.63655

TestAmerica Pittsburgh

INITIAL CALIBRATION DATA

Start Cal Date : 28-JUN-2008 10:14
End Cal Date : 28-JUN-2008 12:40
Quant Method : ISTD
Target Version : 4.14
Integrator : HP RTE
Method file : \\pitsvr06\d\chem\hp3.i\3062808d.b\8260bsoil.m
Last Edit : 28-Jun-2008 13:00 hp3.i

Compound	5.0000 Level 1	10.0000 Level 2	25.0000 Level 3	40.0000 Level 4	50.0000 Level 5	125.0000 Level 6	Curve	Coefficients b	m1	m2	%RSD or R^2
	250.0000 Level 7										
M 75 Xylenes (total)	2.73025	2.35863	2.56953	2.42018	2.42559	2.34289					
	2.20508						AVRG		2.43602		6.96553
76 Styrene	4.40796	3.94685	4.07802	3.97869	3.96456	3.85062					
	3.71286						AVRG		3.99137		5.42482
77 Bromoform	0.74225	0.61576	0.72078	0.72502	0.76395	0.78348					
	0.77906						AVRG		0.73290		7.81262
78 Isopropylbenzene	7.29556	6.32831	7.22704	6.51428	6.60948	6.30476					
	5.58551						AVRG		6.55213		8.93970
79 Bromobenzene	0.86293	0.78529	0.79816	0.81491	0.77806	0.79388					
	0.85210						AVRG		0.81219		4.08175
81 n-Propylbenzene	1.07206	0.92518	1.05745	0.99903	0.95204	0.99527					
	1.06062						AVRG		1.00880		5.65799
82 2-Chlorotoluene	0.86565	0.80079	0.84248	0.82962	0.79874	0.82062					
	0.86361						AVRG		0.83164		3.27679

TestAmerica Pittsburgh

INITIAL CALIBRATION DATA

Start Cal Date : 28-JUN-2008 10:14
End Cal Date : 28-JUN-2008 12:40
Quant Method : ISTD
Target Version : 4.14
Integrator : HP RTE
Method file : \\pitsvr06\d\chem\hp3.i\3062808d.b\8260bsoil.m
Last Edit : 28-Jun-2008 13:00 hp3.i

Compound	5.0000 Level 1	10.0000 Level 2	25.0000 Level 3	40.0000 Level 4	50.0000 Level 5	125.0000 Level 6	Curve	Coefficients b	m1	m2	%RSD or R^2
	250.0000 Level 7										
83 1,1,2,2-Tetrachloroethane	1.85142	1.67739	1.80625	1.67962	1.83159	1.63812					
	1.45555						AVRG		1.70570		8.14535
84 1,2,3-Trichloropropane	0.31545	0.30222	0.29619	0.30195	0.30965	0.29203					
	0.29557						AVRG		0.30187		2.75130
85 4-Chlorotoluene	0.84150	0.76761	0.83213	0.79851	0.77124	0.80320					
	0.85571						AVRG		0.80999		4.23174
86 1,3,5-Trimethylbenzene	3.31251	2.95509	3.32420	3.15348	3.04210	2.97664					
	2.91883						AVRG		3.09755		5.44425
87 tert-Butylbenzene	2.49209	2.34533	2.76767	2.67754	2.50675	2.59100					
	2.71236						AVRG		2.58468		5.70338
88 1,2,4-Trimethylbenzene	3.31682	2.98883	3.31984	3.18887	3.07841	2.98190					
	2.94559						AVRG		3.11718		5.10251
89 sec-Butylbenzene	3.96903	3.70177	4.32898	4.06378	3.85698	3.80049					
	3.80462						AVRG		3.93224		5.37954

TestAmerica Pittsburgh

INITIAL CALIBRATION DATA

Start Cal Date : 28-JUN-2008 10:14
End Cal Date : 28-JUN-2008 12:40
Quant Method : ISTD
Target Version : 4.14
Integrator : HP RTE
Method file : \\pitsvr06\d\chem\hp3.i\3062808d.b\8260bsoil.m
Last Edit : 28-Jun-2008 13:00 hp3.i

Compound	5.0000 Level 1	10.0000 Level 2	25.0000 Level 3	40.0000 Level 4	50.0000 Level 5	125.0000 Level 6	250.0000 Level 7	Curve	Coefficients b	m1	m2	%RSD or R^2
90 4-Isopropyltoluene	3.47438	3.19495	3.70503	3.46348	3.32533	3.24403	3.30760	AVRG		3.38783		5.14166
91 1,3-Dichlorobenzene	1.78672	1.60376	1.72036	1.65997	1.61333	1.59329	1.62182	AVRG		1.65704		4.33004
93 1,4-Dichlorobenzene	1.84532	1.64867	1.74100	1.69143	1.65109	1.64003	1.66225	AVRG		1.69711		4.36085
94 n-Butylbenzene	3.31750	2.96295	3.53787	3.20868	3.11505	3.00355	3.08114	AVRG		3.17525		6.29714
95 1,2-Dichlorobenzene	1.72030	1.57345	1.70049	1.64324	1.62166	1.53759	1.52629	AVRG		1.61757		4.70675
96 1,2-Dibromo-3-chloropropane	0.20448	0.20623	0.25493	0.24937	0.28222	0.23535	0.22408	AVRG		0.23667		11.81655
97 1,2,4-Trichlorobenzene	1.15559	1.14639	1.33955	1.23105	1.26635	1.06946	1.24584	AVRG		1.20775		7.43726

L-006

(L001 - 1454)

TestAmerica Pittsburgh

INITIAL CALIBRATION DATA

Start Cal Date : 28-JUN-2008 10:14
End Cal Date : 28-JUN-2008 12:40
Quant Method : ISTD
Target Version : 4.14
Integrator : HP RTE
Method file : \\pitsvr06\d\chem\hp3.i\3062808d.b\8260bsoil.m
Last Edit : 28-Jun-2008 13:00 hp3.i

Compound	5.0000 Level 1 / 250.0000 Level 7	10.0000 Level 2	25.0000 Level 3	40.0000 Level 4	50.0000 Level 5	125.0000 Level 6	Curve	Coefficients b	Coefficients m1	Coefficients m2	%RSD or R^2	
98 Hexachlorobutadiene	0.49012 / 0.70191	0.49430	0.67532	0.58329	0.58011	0.51680	AVRG		0.57741		14.71733	
99 Naphthalene	3.03492 / 2.66834	2.94999	3.35986	3.12489	3.34568	2.58029	AVRG		3.00914		10.09695	
100 1,2,3-Trichlorobenzene	1.00246 / 1.12104	0.98647	1.18560	1.07458	1.08954	0.92218	AVRG		1.05455		8.48939	
101 Tetrahydrothiophene	+++++ / +++++	+++++	+++++	+++++	+++++	+++++	AVRG		0.000e+000		0.000e+000	<-
102 Cyclohexanone	+++++ / +++++	+++++	+++++	+++++	+++++	+++++	AVRG		0.000e+000		0.000e+000	<-
104 1,4-Dichlorobutane	+++++ / +++++	+++++	+++++	+++++	+++++	+++++	AVRG		0.000e+000		0.000e+000	<-
105 1-Chlorohexane	+++++ / +++++	+++++	+++++	+++++	+++++	+++++	AVRG		0.000e+000		0.000e+000	<-

TestAmerica Pittsburgh

INITIAL CALIBRATION DATA

Start Cal Date : 28-JUN-2008 10:14
End Cal Date : 28-JUN-2008 12:40
Quant Method : ISTD
Target Version : 4.14
Integrator : HP RTE
Method file : \\pitsvr06\d\chem\hp3.i\3062808d.b\8260bsoil.m
Last Edit : 28-Jun-2008 13:00 hp3.i

Compound	5.0000 Level 1 / 250.0000 Level 7	10.0000 Level 2	25.0000 Level 3	40.0000 Level 4	50.0000 Level 5	125.0000 Level 6	Curve	Coefficients b	Coefficients m1	Coefficients m2	%RSD or R^2	
165 1,3,5-Trichlorobenzene	+++++ / +++++	+++++	+++++	+++++	+++++	+++++	AVRG		0.000e+000		0.000e+000	<-
$ 39 Dibromofluoromethane	0.25469 / 0.20484	0.23267	0.23106	0.22274	0.23183	0.22099	AVRG		0.22840		6.61691	
$ 43 1,2-Dichloroethane-d4	0.32375 / 0.24959	0.29739	0.29052	0.27900	0.27940	0.26855	AVRG		0.28403		8.22063	
$ 59 Toluene-d8	5.10553 / 4.19125	4.68635	4.59988	4.45646	4.29820	4.35819	AVRG		4.52798		6.77073	
$ 80 Bromofluorobenzene	2.00961 / 1.60518	1.86852	1.79855	1.71626	1.70712	1.70529	AVRG		1.77293		7.49933	

TestAmerica Pittsburgh

INITIAL CALIBRATION DATA

Start Cal Date : 28-JUN-2008 10:14
End Cal Date : 28-JUN-2008 12:40
Quant Method : ISTD
Target Version : 4.14
Integrator : HP RTE
Method file : \\pitsvr06\d\chem\hp3.i\3062808d.b\8260bsoil.m
Last Edit : 28-Jun-2008 13:00 hp3.i

Curve	Formula	Units
Averaged	Amt = Rsp/m1	Response
Quad	Amt = b + m1*Rsp + m2*Rsp^2	Response

5A
VOLATILE ORGANIC INSTRUMENT PERFORMANCE CHECK
BROMOFLUOROBENZENE (BFB)

Lab Name: TESTAMERICA PITTSBURGH Contract:

Lab Code: TA Case No.: SAS No.: SDG No.: C8H010190

Lab File ID: BF30806 BFB Injection Date: 08/06/08

Instrument ID: HP3 BFB Injection Time: 0423

GC Column: DB624 20M ID: 0.18 (mm) Heated Purge: (Y/N) Y

m/e	ION ABUNDANCE CRITERIA	% RELATIVE ABUNDANCE
50	15.0 - 40.0% of mass 95	17.5
75	30.0 - 60.0% of mass 95	46.6
95	Base Peak, 100% relative abundance	100.0
96	5.0 - 9.0% of mass 95	6.6
173	Less than 2.0% of mass 174	0.0 (0.0)1
174	50.0 - 100.0% of mass 95	72.0
175	5.0 - 9.0% of mass 174	5.6 (7.7)1
176	95.0 - 101.0% of mass 174	69.5 (96.5)1
177	5.0 - 9.0% of mass 176	5.1 (7.4)2

1-Value is % mass 174 2-Value is % mass 176

THIS CHECK APPLIES TO THE FOLLOWING SAMPLES, MS, MSD, BLANKS, AND STANDARDS:

	EPA SAMPLE NO.	LAB SAMPLE ID	LAB FILE ID	DATE ANALYZED	TIME ANALYZED
01	VSTD40	VSTD40	CC30806	08/06/08	0458
02	INTRA-LAB BL	KTMXW1AA	3080601	08/06/08	0537
03	FMC-III-SED-	KTHG21AE	3080603	08/06/08	0626
04	INTRA-LAB CH	KTMXW1AC	3080604	08/06/08	0650
05	FMC-III-SED-	KTHG21AF	3080605	08/06/08	0740
06	FMC-III-SED-	KTHG21AG	3080606	08/06/08	0805
07	FMC-III-SED-	KTHG41AE	3080607	08/06/08	0830
08	FMC-III-SED-	KTHG51AE	3080608	08/06/08	0855
09	FMC-III-SED-	KTHG61AE	3080609	08/06/08	0919
10	FMC-III-SED-	KTHG81AE	3080610	08/06/08	0944
11	FMC-III-SED-	KTHHA1AE	3080611	08/06/08	1008
12	FMC-III-SED-	KTHHE1AE	3080612	08/06/08	1033
13	FMC-III-SED-	KTHHG1AE	3080613	08/06/08	1058
14	FMC-III-SED-	KTHHJ1AE	3080614	08/06/08	1122
15	FMC-III-SED-	KTHHK1AE	3080615	08/06/08	1147
16	FMC-III-SED-	KTHHL1AE	3080616	08/06/08	1211
17	FMC-III-SED-	KTHHM1AE	3080617	08/06/08	1236
18	FMC-III-SED-	KTHHN1AE	3080618	08/06/08	1300
19	FMC-III-SED-	KTHHP1AE	3080619	08/06/08	1325
20	FMC-III-SED-	KTHHQ1AE	3080620	08/06/08	1349
21	FMC-III-SED-	KTHHR1AE	3080621	08/06/08	1414
22	FMC-III-SED-	KTHHV1AE	3080622	08/06/08	1439

5A

VOLATILE ORGANIC INSTRUMENT PERFORMANCE CHECK
BROMOFLUOROBENZENE (BFB)

Lab Name: TESTAMERICA PITTSBURGH Contract:

Lab Code: TA Case No.: SAS No.: SDG No.: C8H010190

Lab File ID: BF30806 BFB Injection Date: 08/06/08

Instrument ID: HP3 BFB Injection Time: 0423

GC Column: DB624 20M ID: 0.18 (mm) Heated Purge: (Y/N) Y

m/e	ION ABUNDANCE CRITERIA	% RELATIVE ABUNDANCE
50	15.0 - 40.0% of mass 95	17.5
75	30.0 - 60.0% of mass 95	46.6
95	Base Peak, 100% relative abundance	100.0
96	5.0 - 9.0% of mass 95	6.6
173	Less than 2.0% of mass 174	0.0 (0.0)1
174	50.0 - 100.0% of mass 95	72.0
175	5.0 - 9.0% of mass 174	5.6 (7.7)1
176	95.0 - 101.0% of mass 174	69.5 (96.5)1
177	5.0 - 9.0% of mass 176	5.1 (7.4)2

1-Value is % mass 174 2-Value is % mass 176

THIS CHECK APPLIES TO THE FOLLOWING SAMPLES, MS, MSD, BLANKS, AND STANDARDS:

	EPA SAMPLE NO.	LAB SAMPLE ID	LAB FILE ID	DATE ANALYZED	TIME ANALYZED
01	FMC-III-SED-	KTHHW1AE	3080623	08/06/08	1503
02	FMC-III-SED-	KTHH01AE	3080624	08/06/08	1528
03					
04					
05					
06					
07					
08					
09					
10					
11					
12					
13					
14					
15					
16					
17					
18					
19					
20					
21					
22					

TestAmerica Pittsburgh

CONTINUING CALIBRATION COMPOUNDS

Instrument ID: hp3.i
Lab File ID: CC30806.D
Analysis Type: SOIL
Lab Sample ID: vstd40
Method: \\pitsvr06\d\chem\hp3.i\3080608d.b\8260bsoil.m

Injection Date: 06-AUG-2008 04:58
Init. Cal. Date(s): 28-JUN-2008 30-JUN-2008
Init. Cal. Times: 10:14 08:12
Quant Type: ISTD

COMPOUND	RRF / AMOUNT	RF40	CCAL RRF40	MIN RRF	%D / %DRIFT	MAX %D / %DRIFT	CURVE TYPE
$ 39 Dibromofluoromethane	0.22840	0.21188	0.21188	0.010	7.23540	25.00000	Averaged
$ 43 1,2-Dichloroethane-d4	0.28403	0.27382	0.27382	0.010	3.59452	25.00000	Averaged
$ 59 Toluene-d8	4.52798	4.00818	4.00818	0.010	11.47981	25.00000	Averaged
$ 80 Bromofluorobenzene	1.77293	1.72740	1.72740	0.010	2.56842	25.00000	Averaged
1 Dichlorodifluoromethane	0.29973	0.28236	0.28236	0.010	5.79668	25.00000	Averaged
2 Chloromethane	0.38365	0.36999	0.36999	0.100	3.56133	25.00000	Averaged
3 Vinyl Chloride	0.44515	0.43306	0.43306	0.010	2.71597	20.00000	Averaged
4 Bromomethane	0.10681	0.10809	0.10809	0.010	-1.19467	25.00000	Averaged
5 Chloroethane	0.13242	0.14937	0.14937	0.010	-12.79501	25.00000	Averaged
166 Trichlorofluoromethane	0.20850	0.25877	0.25877	0.010	-24.10938	25.00000	Averaged
10 1,1,2-trichloro-1,2,2-trifl	0.26180	0.25829	0.25829	0.010	1.34275	25.00000	Averaged
12 1,1-Dichloroethene	0.26335	0.25886	0.25886	0.010	1.70642	20.00000	Averaged
15 Carbon Disulfide	0.86492	0.73443	0.73443	0.010	15.08682	25.00000	Averaged
13 Acetone	200	180	0.11011	0.010	10.03136	0.000e+000	Quadratic
18 Methylene Chloride	200	206	0.31662	0.010	-3.02675	0.000e+000	Quadratic
19 trans-1,2-Dichloroethene	0.30055	0.29815	0.29815	0.010	0.79894	25.00000	Averaged
20 Methyl tert-butyl ether	0.92487	0.82957	0.82957	0.010	10.30413	25.00000	Averaged
24 1,1-Dichloroethane	0.55459	0.56250	0.56250	0.100	-1.42531	25.00000	Averaged
27 2,2-Dichloropropane	0.33248	0.31673	0.31673	0.010	4.73699	25.00000	Averaged
28 cis-1,2-dichloroethene	0.31907	0.30759	0.30759	0.010	3.59816	25.00000	Averaged
M 29 1,2-Dichloroethene (total)	0.30981	0.30287	0.30287	0.010	2.24037	25.00000	Averaged
30 Bromochloromethane	0.13540	0.12492	0.12492	0.010	7.73665	25.00000	Averaged
31 2-Butanone	0.16327	0.15705	0.15705	0.010	3.80999	25.00000	Averaged
37 Chloroform	0.48194	0.48218	0.48218	0.010	-0.05046	20.00000	Averaged
38 1,1,1-Trichloroethane	0.38568	0.38752	0.38752	0.010	-0.47712	25.00000	Averaged
40 1,1-Dichloropropene	0.40639	0.40039	0.40039	0.010	1.47464	25.00000	Averaged
41 Carbon Tetrachloride	0.32805	0.33219	0.33219	0.010	-1.26192	25.00000	Averaged
42 Benzene	1.18949	1.19435	1.19435	0.010	-0.40904	25.00000	Averaged
45 1,2-Dichloroethane	0.36325	0.36526	0.36526	0.010	-0.55334	25.00000	Averaged
47 Trichloroethene	0.27374	0.26373	0.26373	0.010	3.65631	25.00000	Averaged
49 1,2-Dichloropropane	0.28621	0.30076	0.30076	0.010	-5.08195	20.00000	Averaged
50 Dibromomethane	0.14881	0.14412	0.14412	0.010	3.15227	25.00000	Averaged
53 Bromodichloromethane	0.31497	0.31981	0.31981	0.010	-1.53642	25.00000	Averaged
57 cis-1,3-Dichloropropene	0.39855	0.41859	0.41859	0.010	-5.02913	25.00000	Averaged
58 4-Methyl-2-Pentanone	1.60277	1.33159	1.33159	0.010	16.91939	25.00000	Averaged
60 Toluene	5.60627	5.07174	5.07174	0.010	9.53456	20.00000	Averaged
61 trans-1,3-Dichloropropene	1.74011	1.68809	1.68809	0.010	2.98961	25.00000	Averaged
63 1,3-Dichloropropane	1.85095	1.83140	1.83140	0.010	1.05629	25.00000	Averaged
64 1,1,2-Trichloroethane	1.01440	0.96909	0.96909	0.010	4.46670	25.00000	Averaged
65 Tetrachloroethene	1.03973	0.95218	0.95218	0.010	8.42099	25.00000	Averaged
66 2-Hexanone	1.03703	0.98386	0.98386	0.010	5.12723	25.00000	Averaged
67 Dibromochloromethane	1.00245	0.91059	0.91059	0.010	9.16428	25.00000	Averaged
68 1,2-Dibromoethane	1.02690	0.96059	0.96059	0.010	6.45729	25.00000	Averaged

TestAmerica Pittsburgh

CONTINUING CALIBRATION COMPOUNDS

Instrument ID: hp3.i
Lab File ID: CC30806.D
Analysis Type: SOIL
Lab Sample ID: vstd40
Method: \\pitsvr06\d\chem\hp3.i\3080608d.b\8260bsoil.m

Injection Date: 06-AUG-2008 04:58
Init. Cal. Date(s): 28-JUN-2008 30-JUN-2008
Init. Cal. Times: 10:14 08:12
Quant Type: ISTD

COMPOUND	RRF / AMOUNT	RF40	CCAL RRF40	MIN RRF	%D / %DRIFT	MAX %D / %DRIFT	CURVE TYPE
70 Chlorobenzene	3.33870	3.21347	3.21347	0.300	3.75081	25.00000	Averaged
71 1,1,1,2-Tetrachloroethane	1.20896	1.04150	1.04150	0.010	13.85146	25.00000	Averaged
72 Ethylbenzene	1.94786	1.89425	1.89425	0.010	2.75210	20.00000	Averaged
73 m + p-Xylene	2.39520	2.33711	2.33711	0.010	2.42497	25.00000	Averaged
74 Xylene-o	2.51767	2.27857	2.27857	0.010	9.49706	25.00000	Averaged
76 Styrene	3.99137	3.87525	3.87525	0.010	2.90912	25.00000	Averaged
77 Bromoform	0.73290	0.65148	0.65148	0.100	11.10946	25.00000	Averaged
78 Isopropylbenzene	6.55213	6.18552	6.18552	0.010	5.59532	25.00000	Averaged
79 Bromobenzene	0.81219	0.80108	0.80108	0.010	1.36844	25.00000	Averaged
81 n-Propylbenzene	1.00880	1.01276	1.01276	0.010	-0.39203	25.00000	Averaged
82 2-Chlorotoluene	0.83164	0.80551	0.80551	0.010	3.14289	25.00000	Averaged
83 1,1,2,2-Tetrachloroethane	1.70570	1.51803	1.51803	0.300	11.00257	25.00000	Averaged
84 1,2,3-Trichloropropane	0.30187	0.29831	0.29831	0.010	1.17688	25.00000	Averaged
85 4-Chlorotoluene	0.80999	0.81950	0.81950	0.010	-1.17499	25.00000	Averaged
86 1,3,5-Trimethylbenzene	3.09755	3.13648	3.13648	0.010	-1.25664	25.00000	Averaged
87 tert-Butylbenzene	2.58468	2.65194	2.65194	0.010	-2.60234	25.00000	Averaged
88 1,2,4-Trimethylbenzene	3.11718	3.14122	3.14122	0.010	-0.77110	25.00000	Averaged
89 sec-Butylbenzene	3.93224	4.12292	4.12292	0.010	-4.84926	25.00000	Averaged
90 4-Isopropyltoluene	3.38783	3.50186	3.50186	0.010	-3.36580	25.00000	Averaged
91 1,3-Dichlorobenzene	1.65704	1.57014	1.57014	0.010	5.24407	25.00000	Averaged
93 1,4-Dichlorobenzene	1.69711	1.57239	1.57239	0.010	7.34942	25.00000	Averaged
94 n-Butylbenzene	3.17525	3.30251	3.30251	0.010	-4.00792	25.00000	Averaged
95 1,2-Dichlorobenzene	1.61757	1.50486	1.50486	0.010	6.96810	25.00000	Averaged
96 1,2-Dibromo-3-chloropropane	0.23667	0.18766	0.18766	0.010	20.70763	25.00000	Averaged
97 1,2,4-Trichlorobenzene	1.20775	1.05953	1.05953	0.010	12.27249	25.00000	Averaged
98 Hexachlorobutadiene	0.57741	0.56602	0.56602	0.010	1.97204	25.00000	Averaged
99 Naphthalene	3.00914	2.54353	2.54353	0.010	15.47314	25.00000	Averaged
100 1,2,3-Trichlorobenzene	1.05455	0.93017	0.93017	0.010	11.79514	25.00000	Averaged
156 Methyl Acetate	0.29127	0.25238	0.25238	0.010	13.35248	25.00000	Averaged
157 Cyclohexane	0.62477	0.59694	0.59694	0.010	4.45473	25.00000	Averaged
158 Methyl Cyclohexane	0.61635	0.59845	0.59845	0.010	2.90416	25.00000	Averaged
M 75 Xylenes (total)	2.43602	2.31760	2.31760	0.010	4.86135	25.00000	Averaged

5A

VOLATILE ORGANIC INSTRUMENT PERFORMANCE CHECK
BROMOFLUOROBENZENE (BFB)

Lab Name: TESTAMERICA PITTSBURGH Contract:

Lab Code: TA Case No.: SAS No.: SDG No.: C8H010190

Lab File ID: CF30807 BFB Injection Date: 08/07/08

Instrument ID: HP3 BFB Injection Time: 0510

GC Column: DB624 20M ID: 0.18 (mm) Heated Purge: (Y/N) Y

m/e	ION ABUNDANCE CRITERIA	% RELATIVE ABUNDANCE
50	15.0 - 40.0% of mass 95	17.7
75	30.0 - 60.0% of mass 95	52.1
95	Base Peak, 100% relative abundance	100.0
96	5.0 - 9.0% of mass 95	8.2
173	Less than 2.0% of mass 174	0.0 (0.0)1
174	50.0 - 100.0% of mass 95	69.1
175	5.0 - 9.0% of mass 174	5.3 (7.6)1
176	95.0 - 101.0% of mass 174	67.8 (98.1)1
177	5.0 - 9.0% of mass 176	4.5 (6.6)2

1-Value is % mass 174 2-Value is % mass 176

THIS CHECK APPLIES TO THE FOLLOWING SAMPLES, MS, MSD, BLANKS, AND STANDARDS:

	EPA SAMPLE NO.	LAB SAMPLE ID	LAB FILE ID	DATE ANALYZED	TIME ANALYZED
01	VSTD40	VSTD40	CC30807	08/07/08	0543
02	INTRA-LAB BL	KTQF51AA	3080701	08/07/08	0624
03	FMC-III-SED-	KTHH21AE	3080703	08/07/08	0713
04	FMC-III-SED-	KTHH31AE	3080704	08/07/08	0738
05	FMC-III-SED-	KTHH41AE	3080705	08/07/08	0803
06	INTRA-LAB CH	KTQF51AC	3080706	08/07/08	0851
07	FMC-III-SED-	KTHH21AF	3080707	08/07/08	0916
08	FMC-III-SED-	KTHH21AG	3080708	08/07/08	0940
09	FMC-III-SED-	KTHH51AE	3080709	08/07/08	1005
10					
11					
12					
13					
14					
15					
16					
17					
18					
19					
20					
21					
22					

TestAmerica Pittsburgh

CONTINUING CALIBRATION COMPOUNDS

Instrument ID: hp3.i
Lab File ID: CC30807.D
Analysis Type: SOIL
Lab Sample ID: vstd40
Method: \\PITSVR06\D\chem\hp3.i\3080708d.b\8260bsoil.m

Injection Date: 07-AUG-2008 05:43
Init. Cal. Date(s): 28-JUN-2008 30-JUN-2008
Init. Cal. Times: 10:14 08:12
Quant Type: ISTD

COMPOUND	RRF / AMOUNT	RF40	CCAL RRF40	MIN RRF	%D / %DRIFT	MAX %D / %DRIFT	CURVE TYPE	
$ 39 Dibromofluoromethane	0.22840	0.20030	0.20030	0.010	12.30547	25.00000	Averaged	
$ 43 1,2-Dichloroethane-d4	0.28403	0.27126	0.27126	0.010	4.49663	25.00000	Averaged	
$ 59 Toluene-d8	4.52798	4.09507	4.09507	0.010	9.56082	25.00000	Averaged	
$ 80 Bromofluorobenzene	1.77293	1.52416	1.52416	0.010	14.03148	25.00000	Averaged	
1 Dichlorodifluoromethane	0.29973	0.26766	0.26766	0.010	10.69960	25.00000	Averaged	
2 Chloromethane	0.38365	0.33533	0.33533	0.100	12.59445	25.00000	Averaged	
3 Vinyl Chloride	0.44515	0.38040	0.38040	0.010	14.54551	20.00000	Averaged	
4 Bromomethane	0.10681	0.09037	0.09037	0.010	15.39420	25.00000	Averaged	
5 Chloroethane	0.13242	0.12667	0.12667	0.010	4.34548	25.00000	Averaged	
166 Trichlorofluoromethane	0.20850	0.21149	0.21149	0.010	-1.43343	25.00000	Averaged	
10 1,1,2-trichloro-1,2,2-trifl	0.26180	0.22584	0.22584	0.010	13.73634	25.00000	Averaged	
12 1,1-Dichloroethene	0.26335	0.22962	0.22962	0.010	12.80856	20.00000	Averaged	
15 Carbon Disulfide	0.86492	0.61032	0.61032	0.010	29.43581	25.00000	Averaged	<-
13 Acetone	200	162	0.10114	0.010	19.00256	0.000e+000	Quadratic	
18 Methylene Chloride	200	183	0.28286	0.010	8.69730	0.000e+000	Quadratic	
19 trans-1,2-Dichloroethene	0.30055	0.25874	0.25874	0.010	13.91104	25.00000	Averaged	
20 Methyl tert-butyl ether	0.92487	0.75477	0.75477	0.010	18.39124	25.00000	Averaged	
24 1,1-Dichloroethane	0.55459	0.49083	0.49083	0.100	11.49655	25.00000	Averaged	
27 2,2-Dichloropropane	0.33248	0.26501	0.26501	0.010	20.29391	25.00000	Averaged	
28 cis-1,2-dichloroethene	0.31907	0.26820	0.26820	0.010	15.94156	25.00000	Averaged	
M 29 1,2-Dichloroethene (total)	0.30981	0.26347	0.26347	0.010	14.95595	25.00000	Averaged	
30 Bromochloromethane	0.13540	0.11267	0.11267	0.010	16.78181	25.00000	Averaged	
31 2-Butanone	0.16327	0.14849	0.14849	0.010	9.05308	25.00000	Averaged	
37 Chloroform	0.48194	0.42419	0.42419	0.010	11.98209	20.00000	Averaged	
38 1,1,1-Trichloroethane	0.38568	0.33546	0.33546	0.010	13.02144	25.00000	Averaged	
40 1,1-Dichloropropene	0.40639	0.35696	0.35696	0.010	12.16275	25.00000	Averaged	
41 Carbon Tetrachloride	0.32805	0.29019	0.29019	0.010	11.53957	25.00000	Averaged	
42 Benzene	1.18949	1.07629	1.07629	0.010	9.51636	25.00000	Averaged	
45 1,2-Dichloroethane	0.36325	0.34021	0.34021	0.010	6.34250	25.00000	Averaged	
47 Trichloroethene	0.27374	0.24217	0.24217	0.010	11.53220	25.00000	Averaged	
49 1,2-Dichloropropane	0.28621	0.26906	0.26906	0.010	5.99322	20.00000	Averaged	
50 Dibromomethane	0.14881	0.13594	0.13594	0.010	8.64916	25.00000	Averaged	
53 Bromodichloromethane	0.31497	0.29143	0.29143	0.010	7.47413	25.00000	Averaged	
57 cis-1,3-Dichloropropene	0.39855	0.38674	0.38674	0.010	2.96299	25.00000	Averaged	
58 4-Methyl-2-Pentanone	1.60277	1.27380	1.27380	0.010	20.52523	25.00000	Averaged	
60 Toluene	5.60627	4.93085	4.93085	0.010	12.04752	20.00000	Averaged	
61 trans-1,3-Dichloropropene	1.74011	1.65212	1.65212	0.010	5.05658	25.00000	Averaged	
63 1,3-Dichloropropane	1.85095	1.76940	1.76940	0.010	4.40546	25.00000	Averaged	
64 1,1,2-Trichloroethane	1.01440	0.95025	0.95025	0.010	6.32477	25.00000	Averaged	
65 Tetrachloroethene	1.03973	0.94622	0.94622	0.010	8.99329	25.00000	Averaged	
66 2-Hexanone	1.03703	0.93563	0.93563	0.010	9.77815	25.00000	Averaged	
67 Dibromochloromethane	1.00245	0.86746	0.86746	0.010	13.46620	25.00000	Averaged	
68 1,2-Dibromoethane	1.02690	0.94554	0.94554	0.010	7.92275	25.00000	Averaged	

TestAmerica Pittsburgh

CONTINUING CALIBRATION COMPOUNDS

Instrument ID: hp3.i
Lab File ID: CC30807.D
Analysis Type: SOIL
Lab Sample ID: vstd40
Method: \\PITSVR06\D\chem\hp3.i\3080708d.b\8260bsoil.m

Injection Date: 07-AUG-2008 05:43
Init. Cal. Date(s): 28-JUN-2008 30-JUN-2008
Init. Cal. Times: 10:14 08:12
Quant Type: ISTD

COMPOUND	RRF / AMOUNT	RF40	CCAL RRF40	MIN RRF	%D / %DRIFT	MAX %D / %DRIFT	CURVE TYPE
70 Chlorobenzene	3.33870	3.05296	3.05296	0.300	8.55824	25.00000	Averaged
71 1,1,1,2-Tetrachloroethane	1.20896	1.00643	1.00643	0.010	16.75293	25.00000	Averaged
72 Ethylbenzene	1.94786	1.75810	1.75810	0.010	9.74188	20.00000	Averaged
73 m + p-Xylene	2.39520	2.19094	2.19094	0.010	8.52793	25.00000	Averaged
74 Xylene-o	2.51767	2.14649	2.14649	0.010	14.74292	25.00000	Averaged
76 Styrene	3.99137	3.63353	3.63353	0.010	8.96529	25.00000	Averaged
77 Bromoform	0.73290	0.58538	0.58538	0.100	20.12778	25.00000	Averaged
78 Isopropylbenzene	6.55213	5.91471	5.91471	0.010	9.72845	25.00000	Averaged
79 Bromobenzene	0.81219	0.77046	0.77046	0.010	5.13806	25.00000	Averaged
81 n-Propylbenzene	1.00880	0.99271	0.99271	0.010	1.59557	25.00000	Averaged
82 2-Chlorotoluene	0.83164	0.79729	0.79729	0.010	4.13152	25.00000	Averaged
83 1,1,2,2-Tetrachloroethane	1.70570	1.45976	1.45976	0.300	14.41885	25.00000	Averaged
84 1,2,3-Trichloropropane	0.30187	0.29322	0.29322	0.010	2.86418	25.00000	Averaged
85 4-Chlorotoluene	0.80999	0.75229	0.75229	0.010	7.12344	25.00000	Averaged
86 1,3,5-Trimethylbenzene	3.09755	3.09151	3.09151	0.010	0.19498	25.00000	Averaged
87 tert-Butylbenzene	2.58468	2.67482	2.67482	0.010	-3.48739	25.00000	Averaged
88 1,2,4-Trimethylbenzene	3.11718	3.10056	3.10056	0.010	0.53321	25.00000	Averaged
89 sec-Butylbenzene	3.93224	4.06419	4.06419	0.010	-3.35561	25.00000	Averaged
90 4-Isopropyltoluene	3.38783	3.44368	3.44368	0.010	-1.64866	25.00000	Averaged
91 1,3-Dichlorobenzene	1.65704	1.56603	1.56603	0.010	5.49235	25.00000	Averaged
93 1,4-Dichlorobenzene	1.69711	1.57020	1.57020	0.010	7.47807	25.00000	Averaged
94 n-Butylbenzene	3.17525	3.18282	3.18282	0.010	-0.23845	25.00000	Averaged
95 1,2-Dichlorobenzene	1.61757	1.50437	1.50437	0.010	6.99814	25.00000	Averaged
96 1,2-Dibromo-3-chloropropane	0.23667	0.18432	0.18432	0.010	22.11738	25.00000	Averaged
97 1,2,4-Trichlorobenzene	1.20775	1.11573	1.11573	0.010	7.61939	25.00000	Averaged
98 Hexachlorobutadiene	0.57741	0.57451	0.57451	0.010	0.50240	25.00000	Averaged
99 Naphthalene	3.00914	2.67641	2.67641	0.010	11.05730	25.00000	Averaged
100 1,2,3-Trichlorobenzene	1.05455	0.98863	0.98863	0.010	6.25085	25.00000	Averaged
156 Methyl Acetate	0.29127	0.23035	0.23035	0.010	20.91587	25.00000	Averaged
157 Cyclohexane	0.62477	0.51735	0.51735	0.010	17.19407	25.00000	Averaged
158 Methyl Cyclohexane	0.61635	0.52277	0.52277	0.010	15.18345	25.00000	Averaged
165 1,3,5-Trichlorobenzene	1.36889	1.33071	1.33071	0.010	2.78864	50.00000	Averaged
M 75 Xylenes (total)	2.43602	2.17613	2.17613	0.010	10.66879	25.00000	Averaged

5A
VOLATILE ORGANIC INSTRUMENT PERFORMANCE CHECK
BROMOFLUOROBENZENE (BFB)

Lab Name: TESTAMERICA PITTSBURGH Contract:

Lab Code: TA Case No.: SAS No.: SDG No.: -

Lab File ID: BF60811 BFB Injection Date: 08/11/08

Instrument ID: HP6 BFB Injection Time: 0642

GC Column: DB624 20M ID: 0.20 (mm) Heated Purge: (Y/N) N

m/e	ION ABUNDANCE CRITERIA	% RELATIVE ABUNDANCE
50	15.0 - 40.0% of mass 95	37.6
75	30.0 - 60.0% of mass 95	51.6
95	Base Peak, 100% relative abundance	100.0
96	5.0 - 9.0% of mass 95	8.1
173	Less than 2.0% of mass 174	0.7 (1.1)1
174	50.0 - 100.0% of mass 95	69.9
175	5.0 - 9.0% of mass 174	4.4 (6.3)1
176	95.0 - 101.0% of mass 174	66.5 (95.2)1
177	5.0 - 9.0% of mass 176	3.7 (5.6)2

1-Value is % mass 174 2-Value is % mass 176

THIS CHECK APPLIES TO THE FOLLOWING SAMPLES, MS, MSD, BLANKS, AND STANDARDS:

	EPA SAMPLE NO.	LAB SAMPLE ID	LAB FILE ID	DATE ANALYZED	TIME ANALYZED
01	VSTD1	VSTD1	1A60811	08/11/08	0714
02	VSTD5	VSTD5	1B60811	08/11/08	0738
03	VSTD10	VSTD10	1C60811	08/11/08	0803
04	VSTD15	VSTD15	1D60811	08/11/08	0827
05	VSTD20	VSTD20	1E60811	08/11/08	0850
06	VSTD35	VSTD35	1F60811	08/11/08	0914
07	VSTD40	VSTD40	1G60811	08/11/08	0938
08					
09					
10					
11					
12					
13					
14					
15					
16					
17					
18					
19					
20					
21					
22					

Report Date : 11-Aug-2008 10:20

TestAmerica Pittsburgh

INITIAL CALIBRATION DATA

Start Cal Date : 11-AUG-2008 07:14
End Cal Date : 11-AUG-2008 09:38
Quant Method : ISTD
Target Version : 4.14
Integrator : HP RTE
Method file : \\PITSVR06\D\chem\hp6.i\6081108d.b\8260ee.m
Last Edit : 11-Aug-2008 10:19 journetp

Calibration File Names:
Level 1: \\PITSVR06\D\chem\hp6.i\6081108d.b\1A60811.D
Level 2: \\PITSVR06\D\chem\hp6.i\6081108d.b\1B60811.D
Level 3: \\PITSVR06\D\chem\hp6.i\6081108d.b\1C60811.D
Level 4: \\PITSVR06\D\chem\hp6.i\6081108d.b\1D60811.D
Level 5: \\PITSVR06\D\chem\hp6.i\6081108d.b\1E60811.D
Level 6: \\PITSVR06\D\chem\hp6.i\6081108d.b\1F60811.D
Level 7: \\PITSVR06\D\chem\hp6.i\6081108d.b\1G60811.D

Compound	1.0000 Level 1	5.0000 Level 2	10.0000 Level 3	15.0000 Level 4	20.0000 Level 5	35.0000 Level 6	Curve	Coefficients b	m1	m2	%RSD or R^2
	40.0000 Level 7										
1 Dichlorodifluoromethane	0.14014	0.16355	0.15305	0.15091	0.13707	0.13249					
	0.12524						AVRG		0.14321		9.25910
157 2-Chlorobenzotrifluoride	1.43963	1.51730	1.47018	1.42505	1.37445	1.25315					
	1.34983						AVRG		1.40423		6.20083
158 3-Chlorobenzotrifluoride	1.46721	1.54767	1.52360	1.45579	1.43633	1.30594					
	1.40874						AVRG		1.44933		5.48553
159 4-Chlorobenzotrifluoride	1.37675	1.34418	1.32602	1.30338	1.29298	1.16713					
	1.22175						AVRG		1.29031		5.63320

TestAmerica Pittsburgh

INITIAL CALIBRATION DATA

Start Cal Date : 11-AUG-2008 07:14
End Cal Date : 11-AUG-2008 09:38
Quant Method : ISTD
Target Version : 4.14
Integrator : HP RTE
Method file : \\PITSVR06\D\chem\hp6.i\6081108d.b\8260ee.m
Last Edit : 11-Aug-2008 10:19 journetp

Compound	1.0000 Level 1 / 40.0000 Level 7	5.0000 Level 2	10.0000 Level 3	15.0000 Level 4	20.0000 Level 5	35.0000 Level 6	Curve	Coefficients b	m1	m2	%RSD or R^2
160 3-Chlorotoluene	0.87676 / 1.04674	0.95967	0.89871	0.96799	0.96466	0.94594	AVRG		0.95150		5.75429
161 2,4-Dichlorobenzotrifluoride	0.57856 / 0.53782	0.60529	0.54633	0.57392	0.57893	0.54321	AVRG		0.56629		4.34387
162 2,5-Dichlorobenzotrifluoride	0.63458 / 0.63789	0.64607	0.64689	0.65690	0.61395	0.62613	AVRG		0.63749		2.24657
163 3,4-Dichlorobenzotrifluoride	0.56814 / 0.61697	0.64507	0.63269	0.64600	0.61181	0.62572	AVRG		0.62091		4.29028
164 Dichlorotoluene(2,4+2,5+2,6)	1.21896 / 1.41196	1.31131	1.32704	1.38967	1.34775	1.37942	AVRG		1.34087		4.80389
165 Dichlorotoluene(2,3+3,4)	1.28596 / 1.54337	1.42189	1.45281	1.53099	1.49393	1.51549	AVRG		1.46349		6.10717
166 1,3,5-Trichlorobenzene	0.79534 / 0.96361	0.90029	0.92763	0.97457	0.93179	0.94643	AVRG		0.91995		6.53798

TestAmerica Pittsburgh

INITIAL CALIBRATION DATA

Start Cal Date : 11-AUG-2008 07:14
End Cal Date : 11-AUG-2008 09:38
Quant Method : ISTD
Target Version : 4.14
Integrator : HP RTE
Method file : \\PITSVR06\D\chem\hp6.i\6081108d.b\8260ee.m
Last Edit : 11-Aug-2008 10:19 journetp

Compound	1.0000 Level 1	5.0000 Level 2	10.0000 Level 3	15.0000 Level 4	20.0000 Level 5	35.0000 Level 6	Curve	Coefficients b	m1	m2	%RSD or R^2
	40.0000 Level 7										
167 2,3,6-Trichlorotoluene	0.40415	0.41014	0.49061	0.50659	0.50863	0.49830					
	0.51699						AVRG		0.47649		10.09765
168 2,4,5-Trichlorotoluene	0.50196	0.49070	0.56193	0.59391	0.58228	0.59235					
	0.61231						AVRG		0.56221		8.45883
2 Chloromethane	0.58795	0.58505	0.53139	0.52860	0.53180	0.52455					
	0.52950						AVRG		0.54555		5.14869
3 Vinyl Chloride	0.48180	0.49977	0.46704	0.47340	0.46611	0.46192					
	0.43768						AVRG		0.46967		4.04884
4 Bromomethane	11122	43545	80954	117189	163493	231741					
	270666						QUAD	-0.00996	4.75944	2.70514	0.99698
5 Chloroethane	0.27762	0.29879	0.25406	0.25878	0.27338	0.28411					
	0.30401						AVRG		0.27868		6.72357
6 Trichlorofluoromethane	0.32319	0.36996	0.32742	0.33076	0.32889	0.33209					
	0.34259						AVRG		0.33641		4.74162

TestAmerica Pittsburgh

INITIAL CALIBRATION DATA

Start Cal Date : 11-AUG-2008 07:14
End Cal Date : 11-AUG-2008 09:38
Quant Method : ISTD
Target Version : 4.14
Integrator : HP RTE
Method file : \\PITSVR06\D\chem\hp6.i\6081108d.b\8260ee.m
Last Edit : 11-Aug-2008 10:19 journetp

Compound	1.0000 Level 1	5.0000 Level 2	10.0000 Level 3	15.0000 Level 4	20.0000 Level 5	35.0000 Level 6	Curve	Coefficients b	m1	m2	%RSD or R^2	
	40.0000 Level 7											
7 Dichlorofluoromethane	+++++	+++++	+++++	+++++	+++++	+++++						
	+++++						AVRG		0.000e+000		0.000e+000	<-
8 Ethyl Ether	+++++	+++++	+++++	+++++	+++++	+++++						
	+++++						AVRG		0.000e+000		0.000e+000	<-
9 Ethanol	+++++	+++++	+++++	+++++	+++++	+++++						
	+++++						AVRG		0.000e+000		0.000e+000	<-
11 Acrolein	+++++	+++++	+++++	+++++	+++++	+++++						
	+++++						AVRG		0.000e+000		0.000e+000	<-
12 1,1-Dichloroethene	0.27670	0.24295	0.23808	0.24042	0.23607	0.23559						
	0.22614						AVRG		0.24228		6.63449	
13 Acetone	0.20044	0.21944	0.16647	0.18684	0.16910	0.17144						
	0.17589						AVRG		0.18423		10.59608	
14 Iodomethane	+++++	+++++	+++++	+++++	+++++	+++++						
	+++++						AVRG		0.000e+000		0.000e+000	<-

TestAmerica Pittsburgh

INITIAL CALIBRATION DATA

Start Cal Date : 11-AUG-2008 07:14
End Cal Date : 11-AUG-2008 09:38
Quant Method : ISTD
Target Version : 4.14
Integrator : HP RTE
Method file : \\PITSVR06\D\chem\hp6.i\6081108d.b\8260ee.m
Last Edit : 11-Aug-2008 10:19 journetp

Compound	1.0000 Level 1	5.0000 Level 2	10.0000 Level 3	15.0000 Level 4	20.0000 Level 5	35.0000 Level 6	Curve	Coefficients b	m1	m2	%RSD or R^2	
	40.0000 Level 7											
15 Carbon Disulfide	0.62194	0.63214	0.62051	0.61525	0.61004	0.61831						
	0.59870						AVRG		0.61670		1.69213	
16 3-Chloro-1-propene	+++++	+++++	+++++	+++++	+++++	+++++						
	+++++						AVRG		0.000e+000		0.000e+000	<-
17 Acetonitrile	0.03671	0.03458	0.03823	0.04138	0.03914	0.04223						
	0.04044						AVRG		0.03896		6.91700	
18 Methylene Chloride	0.28676	0.28546	0.26366	0.27207	0.26734	0.26416						
	0.25530						AVRG		0.27068		4.31544	
19 trans-1,2-Dichloroethene	0.26634	0.27645	0.26182	0.26381	0.26203	0.25679						
	0.24895						AVRG		0.26232		3.21938	
20 Methyl tert-butyl ether	0.73629	0.79971	0.76801	0.80774	0.79118	0.78155						
	0.75633						AVRG		0.77726		3.25792	
21 tert-Butyl Alcohol	+++++	+++++	+++++	+++++	+++++	+++++						
	+++++						AVRG		0.000e+000		0.000e+000	<-

TestAmerica Pittsburgh

INITIAL CALIBRATION DATA

Start Cal Date : 11-AUG-2008 07:14
End Cal Date : 11-AUG-2008 09:38
Quant Method : ISTD
Target Version : 4.14
Integrator : HP RTE
Method file : \\PITSVR06\D\chem\hp6.i\6081108d.b\8260ee.m
Last Edit : 11-Aug-2008 10:19 journetp

Compound	1.0000 Level 1 / 40.0000 Level 7	5.0000 Level 2	10.0000 Level 3	15.0000 Level 4	20.0000 Level 5	35.0000 Level 6	Curve	Coefficients b	Coefficients m1	Coefficients m2	%RSD or R^2	
22 Acrylonitrile	+++++ / +++++	+++++	+++++	+++++	+++++	+++++	AVRG		0.000e+000		0.000e+000	<-
23 Hexane	+++++ / +++++	+++++	+++++	+++++	+++++	+++++	AVRG		0.000e+000		0.000e+000	<-
24 1,1-Dichloroethane	0.64571 / 0.64425	0.69759	0.67208	0.68507	0.66808	0.67062	AVRG		0.66905		2.89024	
25 Isopropyl Ether	+++++ / +++++	+++++	+++++	+++++	+++++	+++++	AVRG		0.000e+000		0.000e+000	<-
26 2-Chloro-1,3-butadiene	+++++ / +++++	+++++	+++++	+++++	+++++	+++++	AVRG		0.000e+000		0.000e+000	<-
27 2,2-Dichloropropane	0.35681 / 0.34599	0.40319	0.36792	0.37245	0.35982	0.36257	AVRG		0.36696		4.92109	
28 cis-1,2-dichloroethene	0.29502 / 0.28139	0.29781	0.28806	0.29842	0.28178	0.28816	AVRG		0.29009		2.46078	

TestAmerica Pittsburgh

INITIAL CALIBRATION DATA

Start Cal Date : 11-AUG-2008 07:14
End Cal Date : 11-AUG-2008 09:38
Quant Method : ISTD
Target Version : 4.14
Integrator : HP RTE
Method file : \\PITSVR06\D\chem\hp6.i\6081108d.b\8260ee.m
Last Edit : 11-Aug-2008 10:19 journetp

Compound	1.0000 Level 1	5.0000 Level 2	10.0000 Level 3	15.0000 Level 4	20.0000 Level 5	35.0000 Level 6	Curve	Coefficients b	m1	m2	%RSD or R^2	
	40.0000 Level 7											
29 1,2-Dichloroethene (total)	0.28068	0.28713	0.27494	0.28112	0.27191	0.27247						
	0.26517						AVRG		0.27620		2.64108	
30 Bromochloromethane	0.09459	0.13069	0.12802	0.13246	0.12556	0.12477						
	0.12084						AVRG		0.12242		10.50779	
31 2-Butanone	0.22944	0.25198	0.24488	0.27536	0.27896	0.26213						
	0.25830						AVRG		0.25729		6.69084	
32 Vinyl Acetate	+++++	+++++	+++++	+++++	+++++	+++++						
	+++++						AVRG		0.000e+000		0.000e+000	<-
33 Ethyl Acetate	+++++	+++++	+++++	+++++	+++++	+++++						
	+++++						AVRG		0.000e+000		0.000e+000	<-
34 Propionitrile	+++++	+++++	+++++	+++++	+++++	+++++						
	+++++						AVRG		0.000e+000		0.000e+000	<-
35 Tetrahydrofuran	+++++	+++++	+++++	+++++	+++++	+++++						
	+++++						AVRG		0.000e+000		0.000e+000	<-

TestAmerica Pittsburgh

INITIAL CALIBRATION DATA

Start Cal Date : 11-AUG-2008 07:14
End Cal Date : 11-AUG-2008 09:38
Quant Method : ISTD
Target Version : 4.14
Integrator : HP RTE
Method file : \\PITSVR06\D\chem\hp6.i\6081108d.b\8260ee.m
Last Edit : 11-Aug-2008 10:19 journetp

Compound	1.0000 Level 1 / 40.0000 Level 7	5.0000 Level 2	10.0000 Level 3	15.0000 Level 4	20.0000 Level 5	35.0000 Level 6	Curve	Coefficients b	Coefficients m1	Coefficients m2	%RSD or R^2	
36 Methacrylonitrile	+++++ / +++++	+++++	+++++	+++++	+++++	+++++	AVRG		0.000e+000		0.000e+000	<-
37 Chloroform	0.46477 / 0.45705	0.48760	0.46559	0.48210	0.48326	0.47761	AVRG		0.47400		2.42477	
38 1,1,1-Trichloroethane	0.39277 / 0.37768	0.40953	0.40018	0.39448	0.39317	0.38848	AVRG		0.39376		2.49275	
40 1,1-Dichloropropene	0.35516 / 0.36730	0.39388	0.38876	0.39362	0.39213	0.38303	AVRG		0.38198		3.94388	
41 Carbon Tetrachloride	0.31145 / 0.30538	0.33328	0.32066	0.32315	0.31587	0.31798	AVRG		0.31826		2.79054	
42 Benzene	1.07910 / 1.09719	1.15636	1.11988	1.14077	1.14101	1.11482	AVRG		1.12130		2.41592	
44 Isobutanol	+++++ / +++++	+++++	+++++	+++++	+++++	+++++	AVRG		0.000e+000		0.000e+000	<-

TestAmerica Pittsburgh

INITIAL CALIBRATION DATA

Start Cal Date : 11-AUG-2008 07:14
End Cal Date : 11-AUG-2008 09:38
Quant Method : ISTD
Target Version : 4.14
Integrator : HP RTE
Method file : \\PITSVR06\D\chem\hp6.i\6081108d.b\8260ee.m
Last Edit : 11-Aug-2008 10:19 journetp

Compound	1.0000 Level 1	5.0000 Level 2	10.0000 Level 3	15.0000 Level 4	20.0000 Level 5	35.0000 Level 6	Curve	Coefficients b	m1	m2	%RSD or R^2	
	40.0000 Level 7											
45 1,2-Dichloroethane	0.51460	0.52740	0.50990	0.53280	0.53539	0.51711						
	0.50546						AVRG		0.52038		2.22644	
47 Trichloroethene	0.24924	0.26681	0.26015	0.27002	0.26676	0.26042						
	0.25510						AVRG		0.26122		2.80450	
48 n-Butanol	+++++	+++++	+++++	+++++	+++++	+++++						
	+++++						AVRG		0.000e+000		0.000e+000	<-
49 1,2-Dichloropropane	0.36829	0.39802	0.38565	0.39738	0.41051	0.40091						
	0.38706						AVRG		0.39255		3.46785	
50 Dibromomethane	0.13652	0.14877	0.13643	0.15148	0.15125	0.14760						
	0.14220						AVRG		0.14489		4.50181	
51 Methyl methacrylate	+++++	+++++	+++++	+++++	+++++	+++++						
	+++++						AVRG		0.000e+000		0.000e+000	<-
52 1,4-Dioxane	+++++	+++++	+++++	+++++	+++++	+++++						
	+++++						AVRG		0.000e+000		0.000e+000	<-

TestAmerica Pittsburgh

INITIAL CALIBRATION DATA

Start Cal Date : 11-AUG-2008 07:14
End Cal Date : 11-AUG-2008 09:38
Quant Method : ISTD
Target Version : 4.14
Integrator : HP RTE
Method file : \\PITSVR06\D\chem\hp6.i\6081108d.b\8260ee.m
Last Edit : 11-Aug-2008 10:19 journetp

Compound	1.0000 Level 1 / 40.0000 Level 7	5.0000 Level 2	10.0000 Level 3	15.0000 Level 4	20.0000 Level 5	35.0000 Level 6	Curve	Coefficients b	m1	m2	%RSD or R^2	
53 Bromodichloromethane	0.31842 / 0.34128	0.34982	0.33906	0.34991	0.36203	0.35116	AVRG		0.34452		3.98215	
54 2-Nitropropane	***** / *****	*****	*****	*****	*****	*****	AVRG		0.000e+000		0.000e+000	<-
55 2-Methylfuran	***** / *****	*****	*****	*****	*****	*****	AVRG		0.000e+000		0.000e+000	<-
56 2-Chloroethyl vinyl ether	***** / *****	*****	*****	*****	*****	*****	AVRG		0.000e+000		0.000e+000	<-
57 cis-1,3-Dichloropropene	0.42358 / 0.45135	0.45321	0.46186	0.46822	0.47846	0.46337	AVRG		0.45715		3.80295	
58 4-Methyl-2-Pentanone	2.29821 / 2.13989	2.46792	2.39102	2.49437	2.40938	2.22312	AVRG		2.34627		5.57841	
60 Toluene	4.70345 / 4.12370	4.57155	4.79660	4.49897	4.55423	4.21555	AVRG		4.49487		5.44763	

TestAmerica Pittsburgh

INITIAL CALIBRATION DATA

Start Cal Date : 11-AUG-2008 07:14
End Cal Date : 11-AUG-2008 09:38
Quant Method : ISTD
Target Version : 4.14
Integrator : HP RTE
Method file : \\PITSVR06\D\chem\hp6.i\6081108d.b\8260ee.m
Last Edit : 11-Aug-2008 10:19 journetp

Compound	1.0000 Level 1	5.0000 Level 2	10.0000 Level 3	15.0000 Level 4	20.0000 Level 5	35.0000 Level 6	Curve	Coefficients b	m1	m2	%RSD or R^2	
	40.0000 Level 7											
61 trans-1,3-Dichloropropene	1.62745	1.73843	1.80273	1.76636	1.72644	1.63685						
	1.58452						AVRG		1.69754		4.79038	
62 Ethyl methacrylate	+++++	+++++	+++++	+++++	+++++	+++++						
	+++++						AVRG		0.000e+000		0.000e+000	<-
63 1,3-Dichloropropane	1.82836	1.82686	1.81143	1.85451	1.76906	1.63856						
	1.58320						AVRG		1.75885		5.99900	
64 1,1,2-Trichloroethane	0.95150	0.93215	0.89051	0.90608	0.89120	0.81577						
	0.78948						AVRG		0.88238		6.70939	
65 Tetrachloroethene	0.84106	0.77427	0.78335	0.72462	0.72028	0.67490						
	0.65014						AVRG		0.73837		8.94706	
66 2-Hexanone	1.52800	1.67041	1.68989	1.69937	1.66870	1.50712						
	1.46142						AVRG		1.60356		6.26523	
67 Dibromochloromethane	0.92645	0.88594	0.88108	0.91095	0.90228	0.86127						
	0.82260						AVRG		0.88437		3.90621	

TestAmerica Pittsburgh

INITIAL CALIBRATION DATA

Start Cal Date : 11-AUG-2008 07:14
End Cal Date : 11-AUG-2008 09:38
Quant Method : ISTD
Target Version : 4.14
Integrator : HP RTE
Method file : \\PITSVR06\D\chem\hp6.i\6081108d.b\8260ee.m
Last Edit : 11-Aug-2008 10:19 journetp

Compound	1.0000 Level 1 / 40.0000 Level 7	5.0000 Level 2	10.0000 Level 3	15.0000 Level 4	20.0000 Level 5	35.0000 Level 6	Curve	Coefficients b	Coefficients m1	Coefficients m2	%RSD or R^2
68 1,2-Dibromoethane	1.00992 / 0.79448	0.92283	0.92843	0.95285	0.92371	0.84920	AVRG		0.91163		7.69619
70 Chlorobenzene	3.21991 / 2.79210	3.11968	3.17077	3.02218	3.03627	2.89083	AVRG		3.03596		5.02675
71 1,1,1,2-Tetrachloroethane	1.10525 / 0.96330	1.12217	1.07813	1.07675	1.05366	0.99836	AVRG		1.05680		5.41382
72 Ethylbenzene	1.56934 / 1.43935	1.66226	1.67215	1.63556	1.57606	1.49315	AVRG		1.57827		5.53437
73 m + p-Xylene	2.22004 / 1.82290	2.09652	2.13259	2.03469	2.00197	1.90768	AVRG		2.03091		6.65855
74 Xylene-o	2.22125 / 1.84627	2.04843	2.10196	2.05258	1.98191	1.89939	AVRG		2.02168		6.23230
M 75 Xylenes (total)	2.22044 / 1.83069	2.08049	2.12238	2.04065	1.99528	1.90491	AVRG		2.02784		6.49279

TestAmerica Pittsburgh

INITIAL CALIBRATION DATA

Start Cal Date : 11-AUG-2008 07:14
End Cal Date : 11-AUG-2008 09:38
Quant Method : ISTD
Target Version : 4.14
Integrator : HP RTE
Method file : \\PITSVR06\D\chem\hp6.i\6081108d.b\8260ee.m
Last Edit : 11-Aug-2008 10:19 journetp

Compound	1.0000 Level 1	5.0000 Level 2	10.0000 Level 3	15.0000 Level 4	20.0000 Level 5	35.0000 Level 6	Curve	Coefficients b	m1	m2	%RSD or R^2
	40.0000 Level 7										
76 Styrene	3.67842	3.63245	3.68385	3.60680	3.54035	3.40023					
	3.27776						AVRG		3.54569		4.32256
77 Bromoform	0.50851	0.47338	0.48659	0.51662	0.49569	0.49881					
	0.47914						AVRG		0.49410		3.14560
78 Isopropylbenzene	5.44675	5.49969	5.43639	5.17983	5.04841	4.82342					
	4.66207						AVRG		5.15665		6.37297
79 Bromobenzene	0.70533	0.82247	0.79215	0.79017	0.80863	0.83567					
	0.76161						AVRG		0.78800		5.54072
81 n-Propylbenzene	0.91551	0.98843	1.00854	1.01477	1.00461	1.00243					
	0.94157						AVRG		0.98227		3.89962
82 2-Chlorotoluene	0.81528	0.84022	0.83002	0.85139	0.84025	0.86110					
	0.81791						AVRG		0.83659		2.00755
83 1,1,2,2-Tetrachloroethane	0.89321	0.90718	0.89359	0.93863	0.91523	0.93658					
	0.84930						AVRG		0.90482		3.37896

TestAmerica Pittsburgh

INITIAL CALIBRATION DATA

Start Cal Date : 11-AUG-2008 07:14
End Cal Date : 11-AUG-2008 09:38
Quant Method : ISTD
Target Version : 4.14
Integrator : HP RTE
Method file : \\PITSVR06\D\chem\hp6.i\6081108d.b\8260ee.m
Last Edit : 11-Aug-2008 10:19 journetp

Compound	1.0000 Level 1	5.0000 Level 2	10.0000 Level 3	15.0000 Level 4	20.0000 Level 5	35.0000 Level 6	Curve	Coefficients b	m1	m2	%RSD or R^2
	40.0000 Level 7										
84 1,2,3-Trichloropropane	0.30983	0.27315	0.27339	0.28430	0.27643	0.27834					
	0.24930						AVRG		0.27782		6.44443
85 4-Chlorotoluene	0.82049	0.93104	0.99813	0.97441	0.90201	0.96130					
	0.82650						AVRG		0.91627		7.68682
86 1,3,5-Trimethylbenzene	2.76760	2.93808	2.92143	2.96811	2.88007	3.00951					
	2.77774						AVRG		2.89465		3.19168
87 tert-Butylbenzene	2.42837	2.48529	2.48647	2.47931	2.48033	2.60474					
	2.40191						AVRG		2.48092		2.56977
88 1,2,4-Trimethylbenzene	2.83550	2.86079	2.90325	2.90375	2.88418	2.98064					
	2.79507						AVRG		2.88045		2.04459
89 sec-Butylbenzene	3.36916	3.42571	3.43753	3.46033	3.38567	3.53012					
	3.25835						AVRG		3.40955		2.48939
90 4-Isopropyltoluene	2.90981	2.98461	3.00123	3.03967	3.00064	3.11124					
	2.89602						AVRG		2.99189		2.46636

TestAmerica Pittsburgh

INITIAL CALIBRATION DATA

Start Cal Date : 11-AUG-2008 07:14
End Cal Date : 11-AUG-2008 09:38
Quant Method : ISTD
Target Version : 4.14
Integrator : HP RTE
Method file : \\PITSVR06\D\chem\hp6.i\6081108d.b\8260ee.m
Last Edit : 11-Aug-2008 10:19 journetp

Compound	1.0000 Level 1	5.0000 Level 2	10.0000 Level 3	15.0000 Level 4	20.0000 Level 5	35.0000 Level 6	Curve	Coefficients b	m1	m2	%RSD or R^2
	40.0000 Level 7										
91 1,3-Dichlorobenzene	1.45913	1.57262	1.60416	1.62085	1.58801	1.63517					
	1.52743						AVRG		1.57248		3.88492
93 1,4-Dichlorobenzene	1.74190	1.67932	1.60296	1.68657	1.67430	1.70329					
	1.55417						AVRG		1.66321		3.82217
94 n-Butylbenzene	2.45460	2.57203	2.65487	2.59785	2.59886	2.72813					
	2.51845						AVRG		2.58926		3.42544
95 1,2-Dichlorobenzene	1.59340	1.53841	1.48323	1.51262	1.51325	1.55313					
	1.42615						AVRG		1.51717		3.51138
96 1,2-Dibromo-3-chloropropane	0.13211	0.13250	0.13066	0.13957	0.13294	0.13808					
	0.13155						AVRG		0.13392		2.58099
97 1,2,4-Trichlorobenzene	0.82436	0.76150	0.83126	0.84133	0.82746	0.86677					
	0.80430						AVRG		0.82243		3.99331
98 Hexachlorobutadiene	0.26333	0.24458	0.26539	0.26913	0.24300	0.26341					
	0.23467						AVRG		0.25479		5.34715

TestAmerica Pittsburgh

INITIAL CALIBRATION DATA

Start Cal Date : 11-AUG-2008 07:14
End Cal Date : 11-AUG-2008 09:38
Quant Method : ISTD
Target Version : 4.14
Integrator : HP RTE
Method file : \\PITSVR06\D\chem\hp6.i\6081108d.b\8260ee.m
Last Edit : 11-Aug-2008 10:19 journetp

Compound	1.0000 Level 1 / 40.0000 Level 7	5.0000 Level 2	10.0000 Level 3	15.0000 Level 4	20.0000 Level 5	35.0000 Level 6	Curve	Coefficients b	m1	m2	%RSD or R^2
99 Naphthalene	2.26653	2.39268	2.47511	2.64105	2.55562	2.64906					
	2.41852						AVRG		2.48551		5.61872
100 1,2,3-Trichlorobenzene	0.60606	0.69291	0.73106	0.75985	0.74733	0.77841					
	0.72752						AVRG		0.72045		7.94123
101 1,1,2-trichlorotrifluoroethan	0.24418	0.25103	0.23614	0.23936	0.21910	0.23181					
	0.22181						AVRG		0.23478		4.91305
102 Methyl acetate	0.41794	0.44500	0.42991	0.45928	0.45706	0.43758					
	0.41874						AVRG		0.43793		3.84834
103 t-1,4-Dichloro-2-butene	+++++	+++++	+++++	+++++	+++++	+++++					
	+++++						AVRG		0.000e+000		0.000e+000 <-
104 Cyclohexane	0.79121	0.84828	0.82400	0.81764	0.80629	0.80628					
	0.76888						AVRG		0.80894		3.10427
105 Methyl Cyclohexane	0.47222	0.46804	0.45466	0.43854	0.43924	0.43794					
	0.42087						AVRG		0.44736		4.11478

TestAmerica Pittsburgh

INITIAL CALIBRATION DATA

Start Cal Date : 11-AUG-2008 07:14
End Cal Date : 11-AUG-2008 09:38
Quant Method : ISTD
Target Version : 4.14
Integrator : HP RTE
Method file : \\PITSVR06\D\chem\hp6.i\6081108d.b\8260ee.m
Last Edit : 11-Aug-2008 10:19 journetp

Compound	1.0000 Level 1	5.0000 Level 2	10.0000 Level 3	15.0000 Level 4	20.0000 Level 5	35.0000 Level 6	Curve	Coefficients b	m1	m2	%RSD or R^2	
	40.0000 Level 7											
155 n-heptane	+++++	+++++	+++++	+++++	+++++	+++++						
	+++++						AVRG		0.000e+000		0.000e+000	<-
156 cyclohexanol	+++++	+++++	+++++	+++++	+++++	+++++						
	+++++						AVRG		0.000e+000		0.000e+000	<-
$ 39 Dibromofluoromethane	0.24241	0.22387	0.21834	0.22282	0.22382	0.22351						
	0.23196						AVRG		0.22668		3.53765	
$ 43 1,2-Dichloroethane-d4	0.36903	0.36817	0.35492	0.37409	0.37467	0.36409						
	0.37213						AVRG		0.36816		1.87524	
$ 59 Toluene-d8	4.31786	3.76485	3.84096	3.70125	3.69466	3.51663						
	3.57761						AVRG		3.77340		6.98438	
$ 80 Bromofluorobenzene	1.07436	1.02892	0.98590	1.04097	1.02361	1.07037						
	1.02810						AVRG		1.03603		2.90990	

TestAmerica Pittsburgh

INITIAL CALIBRATION DATA

Start Cal Date : 11-AUG-2008 07:14
End Cal Date : 11-AUG-2008 09:38
Quant Method : ISTD
Target Version : 4.14
Integrator : HP RTE
Method file : \\PITSVR06\D\chem\hp6.i\6081108d.b\8260ee.m
Last Edit : 11-Aug-2008 10:19 journetp

Curve	Formula	Units
Averaged	Amt = Rsp/m1	Response
Quad	Amt = b + m1*Rsp + m2*Rsp^2	Response

I251

5A

VOLATILE ORGANIC INSTRUMENT PERFORMANCE CHECK
BROMOFLUOROBENZENE (BFB)

Lab Name: TESTAMERICA PITTSBURGH Contract:

Lab Code: TA Case No.: SAS No.: SDG No.: C8H010190

Lab File ID: CF60811N BFB Injection Date: 08/11/08

Instrument ID: HP6 BFB Injection Time: 11:53

GC Column: DB624 20M ID: 0.20 (mm) Heated Purge: (Y/N) N

m/e	ION ABUNDANCE CRITERIA	% RELATIVE ABUNDANCE
50	15.0 - 40.0% of mass 95	39.1
75	30.0 - 60.0% of mass 95	51.0
95	Base Peak, 100% relative abundance	100.0
96	5.0 - 9.0% of mass 95	6.2
173	Less than 2.0% of mass 174	0.3 (0.4)1
174	50.0 - 100.0% of mass 95	70.3
175	5.0 - 9.0% of mass 174	5.3 (7.6)1
176	95.0 - 101.0% of mass 174	67.8 (96.4)1
177	5.0 - 9.0% of mass 176	4.5 (6.7)2

1-Value is % mass 174 2-Value is % mass 176

THIS CHECK APPLIES TO THE FOLLOWING SAMPLES, MS, MSD, BLANKS, AND STANDARDS:

	EPA SAMPLE NO.	LAB SAMPLE ID	LAB FILE ID	DATE ANALYZED	TIME ANALYZED
01	VSTD10	VSTD10	CC60811N	08/11/08	1306
02	INTRA-LAB BL	KT0CE1AA	6081104	08/11/08	1346
03	INTRA-LAB CH	KT0CE1AC	6081108	08/11/08	1520
04	TB-073108	KTHJG1AA	6081117	08/11/08	2028
05	FMC-III-SW-2	KTHH61AD	6081118	08/11/08	2051
06	FMC-III-SW-3	KTHH81AN	6081119	08/11/08	2115
07	FMC-III-SW-3	KTHJA1AD	6081120	08/11/08	2138
08	FMC-III-SW-2	KTHJE1A0	6081121	08/11/08	2202
09					
10					
11					
12					
13					
14					
15					
16					
17					
18					
19					
20					
21					
22					

TestAmerica Pittsburgh

CONTINUING CALIBRATION COMPOUNDS

Instrument ID: hp6.i Injection Date: 11-AUG-2008 13:06
Lab File ID: CC60811N.D Init. Cal. Date(s): 11-AUG-2008 11-AUG-2008
Analysis Type: WATER Init. Cal. Times: 07:14 09:38
Lab Sample ID: vstd10 Quant Type: ISTD
Method: \\PITSVR06\D\chem\hp6.i\6081108n.b\8260ee.m

COMPOUND	RRF / AMOUNT	RF10	CCAL RRF10	MIN RRF	%D / %DRIFT	MAX %D / %DRIFT	CURVE TYPE
$ 39 Dibromofluoromethane	0.22668	0.19699	0.19699	0.010	13.09875	25.00000	Averaged
$ 43 1,2-Dichloroethane-d4	0.36816	0.35207	0.35207	0.010	4.36933	25.00000	Averaged
$ 59 Toluene-d8	3.77340	3.36312	3.36312	0.010	10.87289	25.00000	Averaged
$ 80 Bromofluorobenzene	1.03603	0.91042	0.91042	0.010	12.12491	25.00000	Averaged
2 Chloromethane	0.54555	0.53016	0.53016	0.100	2.82136	25.00000	Averaged
3 Vinyl Chloride	0.46967	0.47625	0.47625	0.010	-1.40120	20.00000	Averaged
4 Bromomethane	50.00000	56.85960	0.21480	0.010	-13.71920	0.000e+000	Quadratic
5 Chloroethane	0.27868	0.27311	0.27311	0.010	1.99960	25.00000	Averaged
6 Trichlorofluoromethane	0.33641	0.35569	0.35569	0.010	-5.73156	25.00000	Averaged
1 Dichlorodifluoromethane	0.14321	0.12455	0.12455	0.010	13.02586	25.00000	Averaged
12 1,1-Dichloroethene	0.24228	0.23924	0.23924	0.010	1.25305	20.00000	Averaged
13 Acetone	0.18423	0.16209	0.16209	0.010	12.01860	25.00000	Averaged
15 Carbon Disulfide	0.61670	0.57810	0.57810	0.010	6.25873	25.00000	Averaged
17 Acetonitrile	0.03896	0.03878	0.03878	0.010	0.46311	25.00000	Averaged
18 Methylene Chloride	0.27068	0.26243	0.26243	0.010	3.04682	25.00000	Averaged
19 trans-1,2-Dichloroethene	0.26232	0.25261	0.25261	0.010	3.70038	25.00000	Averaged
20 Methyl tert-butyl ether	0.77726	0.75640	0.75640	0.010	2.68388	25.00000	Averaged
24 1,1-Dichloroethane	0.66905	0.66009	0.66009	0.100	1.33963	25.00000	Averaged
27 2,2-Dichloropropane	0.36696	0.36077	0.36077	0.010	1.68778	25.00000	Averaged
28 cis-1,2-dichloroethene	0.29009	0.28424	0.28424	0.010	2.01778	25.00000	Averaged
M 29 1,2-Dichloroethene (total)	0.27620	0.26842	0.26842	0.010	2.81653	25.00000	Averaged
30 Bromochloromethane	0.12242	0.12347	0.12347	0.010	-0.86132	25.00000	Averaged
31 2-Butanone	0.25729	0.25323	0.25323	0.010	1.57766	25.00000	Averaged
37 Chloroform	0.47400	0.46947	0.46947	0.010	0.95579	20.00000	Averaged
38 1,1,1-Trichloroethane	0.39376	0.38299	0.38299	0.010	2.73382	25.00000	Averaged
40 1,1-Dichloropropene	0.38198	0.38540	0.38540	0.010	-0.89542	25.00000	Averaged
41 Carbon Tetrachloride	0.31826	0.29996	0.29996	0.010	5.74894	25.00000	Averaged
42 Benzene	1.12130	1.08314	1.08314	0.010	3.40377	25.00000	Averaged
45 1,2-Dichloroethane	0.52038	0.50255	0.50255	0.010	3.42639	25.00000	Averaged
47 Trichloroethene	0.26122	0.26108	0.26108	0.010	0.05287	25.00000	Averaged
49 1,2-Dichloropropane	0.39255	0.38049	0.38049	0.010	3.07255	20.00000	Averaged
50 Dibromomethane	0.14489	0.14272	0.14272	0.010	1.50372	25.00000	Averaged
53 Bromodichloromethane	0.34452	0.31715	0.31715	0.010	7.94504	25.00000	Averaged
57 cis-1,3-Dichloropropene	0.45715	0.43618	0.43618	0.010	4.58649	25.00000	Averaged
58 4-Methyl-2-Pentanone	2.34627	2.28562	2.28562	0.010	2.58491	25.00000	Averaged
60 Toluene	4.49487	4.55740	4.55740	0.010	-1.39129	20.00000	Averaged
61 trans-1,3-Dichloropropene	1.69754	1.62352	1.62352	0.010	4.36030	25.00000	Averaged
63 1,3-Dichloropropane	1.75885	1.75999	1.75999	0.010	-0.06427	25.00000	Averaged
64 1,1,2-Trichloroethane	0.88238	0.86355	0.86355	0.010	2.13475	25.00000	Averaged
65 Tetrachloroethene	0.73837	0.73466	0.73466	0.010	0.50299	25.00000	Averaged
66 2-Hexanone	1.60356	1.53073	1.53073	0.010	4.54184	25.00000	Averaged
67 Dibromochloromethane	0.88437	0.80028	0.80028	0.010	9.50854	25.00000	Averaged
68 1,2-Dibromoethane	0.91163	0.89345	0.89345	0.010	1.99381	25.00000	Averaged

TestAmerica Pittsburgh

CONTINUING CALIBRATION COMPOUNDS

Instrument ID: hp6.i
Lab File ID: CC60811N.D
Analysis Type: WATER
Lab Sample ID: vstd10
Method: \\PITSVR06\D\chem\hp6.i\6081108n.b\8260ee.m

Injection Date: 11-AUG-2008 13:06
Init. Cal. Date(s): 11-AUG-2008 11-AUG-2008
Init. Cal. Times: 07:14 09:38
Quant Type: ISTD

COMPOUND	RRF / AMOUNT	RF10	CCAL RRF10	MIN RRF	%D / %DRIFT	MAX %D / %DRIFT	CURVE TYPE
70 Chlorobenzene	3.03596	3.08707	3.08707	0.300	-1.68323	25.00000	Averaged
71 1,1,1,2-Tetrachloroethane	1.05680	1.02577	1.02577	0.010	2.93640	25.00000	Averaged
72 Ethylbenzene	1.57827	1.63483	1.63483	0.010	-3.58394	20.00000	Averaged
73 m + p-Xylene	2.03091	2.02137	2.02137	0.010	0.46968	25.00000	Averaged
74 Xylene-o	2.02168	2.02860	2.02860	0.010	-0.34224	25.00000	Averaged
M 75 Xylenes (total)	2.02784	2.02379	2.02379	0.010	0.19961	25.00000	Averaged
76 Styrene	3.54569	3.53250	3.53250	0.010	0.37227	25.00000	Averaged
77 Bromoform	0.49410	0.45078	0.45078	0.100	8.76834	25.00000	Averaged
78 Isopropylbenzene	5.15665	5.22368	5.22368	0.010	-1.29984	25.00000	Averaged
79 Bromobenzene	0.78800	0.78101	0.78101	0.010	0.88750	25.00000	Averaged
81 n-Propylbenzene	0.98227	0.96629	0.96629	0.010	1.62621	25.00000	Averaged
82 2-Chlorotoluene	0.83659	0.82852	0.82852	0.010	0.96553	25.00000	Averaged
83 1,1,2,2-Tetrachloroethane	0.90482	0.79276	0.79276	0.300	12.38428	25.00000	Averaged
84 1,2,3-Trichloropropane	0.27782	0.24477	0.24477	0.010	11.89686	25.00000	Averaged
85 4-Chlorotoluene	0.91627	0.91127	0.91127	0.010	0.54585	25.00000	Averaged
86 1,3,5-Trimethylbenzene	2.89465	2.74301	2.74301	0.010	5.23868	25.00000	Averaged
87 tert-Butylbenzene	2.48092	2.46517	2.46517	0.010	0.63462	25.00000	Averaged
88 1,2,4-Trimethylbenzene	2.88045	2.80769	2.80769	0.010	2.52599	25.00000	Averaged
89 sec-Butylbenzene	3.40955	3.30400	3.30400	0.010	3.09582	25.00000	Averaged
90 4-Isopropyltoluene	2.99189	2.92002	2.92002	0.010	2.40212	25.00000	Averaged
91 1,3-Dichlorobenzene	1.57248	1.54095	1.54095	0.010	2.00532	25.00000	Averaged
93 1,4-Dichlorobenzene	1.66321	1.61273	1.61273	0.010	3.03554	25.00000	Averaged
94 n-Butylbenzene	2.58926	2.51148	2.51148	0.010	3.00358	25.00000	Averaged
95 1,2-Dichlorobenzene	1.51717	1.43176	1.43176	0.010	5.62926	25.00000	Averaged
96 1,2-Dibromo-3-chloropropane	0.13392	0.11509	0.11509	0.010	14.05995	25.00000	Averaged
97 1,2,4-Trichlorobenzene	0.82243	0.80359	0.80359	0.010	2.29053	25.00000	Averaged
98 Hexachlorobutadiene	0.25479	0.24867	0.24867	0.010	2.40038	25.00000	Averaged
99 Naphthalene	2.48551	2.37401	2.37401	0.010	4.48609	25.00000	Averaged
100 1,2,3-Trichlorobenzene	0.72045	0.69813	0.69813	0.010	3.09739	25.00000	Averaged
101 1,1,2-trichlorotrifluoroeth	0.23478	0.22792	0.22792	0.010	2.91848	25.00000	Averaged
102 Methyl acetate	0.43793	0.41109	0.41109	0.010	6.12883	25.00000	Averaged
104 Cyclohexane	0.80894	0.80807	0.80807	0.010	0.10681	25.00000	Averaged
105 Methyl Cyclohexane	0.44736	0.42832	0.42832	0.010	4.25630	25.00000	Averaged
157 2-Chlorobenzotrifluoride	1.40423	1.54399	1.54399	0.010	-9.95326	25.00000	Averaged
158 3-Chlorobenzotrifluoride	1.44933	1.60703	1.60703	0.010	-10.88099	25.00000	Averaged
159 4-Chlorobenzotrifluoride	1.29031	1.43807	1.43807	0.010	-11.45154	25.00000	Averaged
160 3-Chlorotoluene	0.95150	1.01227	1.01227	0.010	-6.38682	25.00000	Averaged
161 2,4-Dichlorobenzotrifluorid	0.56629	0.56745	0.56745	0.010	-0.20356	25.00000	Averaged
162 2,5-Dichlorobenzotrifluorid	0.63749	0.67128	0.67128	0.010	-5.30058	25.00000	Averaged
163 3,4-Dichlorobenzotrifluorid	0.62091	0.65219	0.65219	0.010	-5.03640	25.00000	Averaged
164 Dichlorotoluene(2,4+2,5+2,6	1.34087	1.38180	1.38180	0.010	-3.05274	25.00000	Averaged
165 Dichlorotoluene(2,3+3,4)	1.46349	1.52515	1.52515	0.010	-4.21347	25.00000	Averaged
166 1,3,5-Trichlorobenzene	0.91995	0.98838	0.98838	0.010	-7.43827	25.00000	Averaged

TestAmerica Pittsburgh

CONTINUING CALIBRATION COMPOUNDS

Instrument ID: hp6.i Injection Date: 11-AUG-2008 13:06
Lab File ID: CC60811N.D Init. Cal. Date(s): 11-AUG-2008 11-AUG-2008
Analysis Type: WATER Init. Cal. Times: 07:14 09:38
Lab Sample ID: vstd10 Quant Type: ISTD
Method: \\PITSVR06\D\chem\hp6.i\6081108n.b\8260ee.m

COMPOUND	RRF / AMOUNT	RF10	CCAL RRF10	MIN RRF	%D / %DRIFT	MAX %D / %DRIFT	CURVE TYPE
167 2,3,6-Trichlorotoluene	0.47649	0.49647	0.49647	0.010	-4.19351	25.00000	Averaged
168 2,4,5-Trichlorotoluene	0.56221	0.56767	0.56767	0.010	-0.97233	25.00000	Averaged

SW846 8260B METHOD BLANK SUMMARY

BLANK WORKORDER NO.: KTMXW1AA

Lab Name: TestAmerica Laboratories, Inc.

Lab Code: TALPIT

SDG Number:

Lab File ID: 3080601.D

Lot Number: C8H010190

Date Analyzed: 08/06/08

Time Analyzed: 05:37

Matrix: SOLID

Date Extracted: 08/06/08

GC Column: RTX-624 ID: .18

Extraction Method: 5030B/8260B

Instrument ID: HP3

Level: (low/med) LOW

THIS METHOD BLANK APPLIES TO THE FOLLOWING SAMPLES, LCS, LCSD, MS , MSD:

	CLIENT ID.	SAMPLE WORK ORDER #	LAB FILE ID	DATE ANALYZED	TIME ANALYZED
01	FMC-III-SED-12B	KTHG21AE	3080603.D	08/06/08	06:26
02	FMC-III-SED-12B	KTHG21AF S	3080605.D	08/06/08	07:40
03	FMC-III-SED-12B	KTHG21AG D	3080606.D	08/06/08	08:05
04	FMC-III-SED-12C	KTHG41AE	3080607.D	08/06/08	08:30
05	FMC-III-SED-13B	KTHG51AE	3080608.D	08/06/08	08:55
06	FMC-III-SED-13C	KTHG61AE	3080609.D	08/06/08	09:19
07	FMC-III-SED-9B	KTHG81AE	3080610.D	08/06/08	09:44
08	FMC-III-SED-9C	KTHHA1AE	3080611.D	08/06/08	10:08
09	FMC-III-SED-10B	KTHHE1AE	3080612.D	08/06/08	10:33
10	FMC-III-SED-10C	KTHHG1AE	3080613.D	08/06/08	10:58
11	FMC-III-SED-27A	KTHHJ1AE	3080614.D	08/06/08	11:22
12	FMC-III-SED-27B	KTHHK1AE	3080615.D	08/06/08	11:47
13	FMC-III-SED-27C	KTHHL1AE	3080616.D	08/06/08	12:11
14	FMC-III-SED-28A	KTHHM1AE	3080617.D	08/06/08	12:36
15	FMC-III-SED-28B	KTHHN1AE	3080618.D	08/06/08	13:00
16	FMC-III-SED-28C	KTHHP1AE	3080619.D	08/06/08	13:25
17	FMC-III-SED-30A	KTHHQ1AE	3080620.D	08/06/08	13:49
18	FMC-III-SED-30B	KTHHR1AE	3080621.D	08/06/08	14:14
19	FMC-III-SED-30C	KTHHV1AE	3080622.D	08/06/08	14:39
20	FMC-III-SED-32A	KTHHW1AE	3080623.D	08/06/08	15:03
21	FMC-III-SED-32B	KTHH01AE	3080624.D	08/06/08	15:28
22	CHECK SAMPLE	KTMXW1AC C	3080604.D	08/06/08	06:50
23					
24					
25					
26					
27					
28					
29					
30					

COMMENTS:

FORM IV

METHOD BLANK REPORT

GC/MS Volatiles

Client Lot #...: C8H010190 **Work Order #...:** KTMXW1AA **Matrix.....:** SOLID
MB Lot-Sample #: C8H060000-033

Prep Date.....: 08/06/08 **Analysis Time..:** 05:37
Analysis Date..: 08/06/08 **Prep Batch #...:** 8219033 **Final Wgt/Vol..:** 5 mL
Dilution Factor: 1 **Initial Wgt/Vol:** 5 g **Instrument ID..:** HP3
Analyst ID.....: 010099

PARAMETER	RESULT	REPORTING LIMIT	UNITS	METHOD
Acetone	ND	20	ug/kg	SW846 8260B
Benzene	ND	5.0	ug/kg	SW846 8260B
Bromodichloromethane	ND	5.0	ug/kg	SW846 8260B
Bromoform	ND	5.0	ug/kg	SW846 8260B
Bromomethane	ND	5.0	ug/kg	SW846 8260B
2-Butanone	ND	5.0	ug/kg	SW846 8260B
Carbon disulfide	ND	5.0	ug/kg	SW846 8260B
Carbon tetrachloride	ND	5.0	ug/kg	SW846 8260B
Chlorobenzene	ND	5.0	ug/kg	SW846 8260B
Chloroethane	ND	5.0	ug/kg	SW846 8260B
Chloroform	ND	5.0	ug/kg	SW846 8260B
Chloromethane	ND	5.0	ug/kg	SW846 8260B
Cyclohexane	ND	5.0	ug/kg	SW846 8260B
Dibromochloromethane	ND	5.0	ug/kg	SW846 8260B
1,2-Dibromo-3-chloro-propane	ND	5.0	ug/kg	SW846 8260B
1,2-Dibromoethane	ND	5.0	ug/kg	SW846 8260B
1,3-Dichlorobenzene	ND	5.0	ug/kg	SW846 8260B
1,4-Dichlorobenzene	ND	5.0	ug/kg	SW846 8260B
1,2-Dichlorobenzene	ND	5.0	ug/kg	SW846 8260B
Dichlorodifluoromethane	ND	5.0	ug/kg	SW846 8260B
1,1-Dichloroethane	ND	5.0	ug/kg	SW846 8260B
1,2-Dichloroethane	ND	5.0	ug/kg	SW846 8260B
1,1-Dichloroethene	ND	5.0	ug/kg	SW846 8260B
cis-1,2-Dichloroethene	ND	5.0	ug/kg	SW846 8260B
trans-1,2-Dichloroethene	ND	5.0	ug/kg	SW846 8260B
1,2-Dichloropropane	ND	5.0	ug/kg	SW846 8260B
cis-1,3-Dichloropropene	ND	5.0	ug/kg	SW846 8260B
trans-1,3-Dichloropropene	ND	5.0	ug/kg	SW846 8260B
Ethylbenzene	ND	5.0	ug/kg	SW846 8260B
2-Hexanone	ND	5.0	ug/kg	SW846 8260B
Isopropylbenzene	ND	5.0	ug/kg	SW846 8260B
Methyl acetate	ND	5.0	ug/kg	SW846 8260B
Methylene chloride	ND	5.0	ug/kg	SW846 8260B
Methylcyclohexane	ND	5.0	ug/kg	SW846 8260B
4-Methyl-2-pentanone	ND	5.0	ug/kg	SW846 8260B
Methyl tert-butyl ether	ND	5.0	ug/kg	SW846 8260B
Styrene	ND	5.0	ug/kg	SW846 8260B
1,1,2,2-Tetrachloroethane	ND	5.0	ug/kg	SW846 8260B
1,2,4-Trichloro-benzene	ND	5.0	ug/kg	SW846 8260B

(Continued on next page)

METHOD BLANK REPORT

GC/MS Volatiles

Client Lot #...: C8H010190 **Work Order #...:** KTMXW1AA **Matrix.....:** SOLID

PARAMETER	RESULT	REPORTING LIMIT	UNITS	METHOD
Tetrachloroethene	ND	5.0	ug/kg	SW846 8260B
1,1,1-Trichloroethane	ND	5.0	ug/kg	SW846 8260B
1,1,2-Trichloroethane	ND	5.0	ug/kg	SW846 8260B
Trichloroethene	ND	5.0	ug/kg	SW846 8260B
Trichlorofluoromethane	ND	5.0	ug/kg	SW846 8260B
1,1,2-Trichloro-1,2,2-trifluoroethane	ND	5.0	ug/kg	SW846 8260B
Toluene	ND	5.0	ug/kg	SW846 8260B
Vinyl chloride	ND	5.0	ug/kg	SW846 8260B
Xylenes (total)	ND	15	ug/kg	SW846 8260B

SURROGATE	PERCENT RECOVERY	RECOVERY LIMITS
1,2-Dichloroethane-d4	95	(52 - 124)
Toluene-d8	82	(72 - 127)
4-Bromofluorobenzene	88	(63 - 120)
Dibromofluoromethane	90	(68 - 121)

NOTE(S):

Calculations are performed before rounding to avoid round-off errors in calculated results.

SW846 8260B METHOD BLANK SUMMARY

BLANK WORKORDER NO.: KTQF51AA

Lab Name: TestAmerica Laboratories, Inc.

Lab Code: TALPIT

SDG Number:

Lab File ID: 3080701.D

Lot Number: C8H010190

Date Analyzed: 08/07/08

Time Analyzed: 06:24

Matrix: SOLID

Date Extracted:08/07/08

GC Column: RTX-624 ID: .18

Extraction Method: 5030B/8260B

Instrument ID: HP3

Level:(low/med) LOW

THIS METHOD BLANK APPLIES TO THE FOLLOWING SAMPLES, LCS, LCSD, MS , MSD:

	CLIENT ID.	SAMPLE WORK ORDER #	LAB FILE ID	DATE ANALYZED	TIME ANALYZED
01	FMC-III-SED-32C	KTHH21AE	3080703.D	08/07/08	07:13
02	FMC-III-SED-32C	KTHH21AF S	3080707.D	08/07/08	09:16
03	FMC-III-SED-32C	KTHH21AG D	3080708.D	08/07/08	09:40
04	FMC-III-SED-35A	KTHH31AE	3080704.D	08/07/08	07:38
05	FMC-III-SED-35B	KTHH41AE	3080705.D	08/07/08	08:03
06	FMC-III-SED-35C	KTHH51AE	3080709.D	08/07/08	10:05
07	CHECK SAMPLE	KTQF51AC C	3080706.D	08/07/08	08:51
08					
09					
10					
11					
12					
13					
14					
15					
16					
17					
18					
19					
20					
21					
22					
23					
24					
25					
26					
27					
28					
29					
30					

COMMENTS:

FORM IV

METHOD BLANK REPORT

GC/MS Volatiles

Client Lot #...: C8H010190 **Work Order #...:** KTQF51AA **Matrix.....:** SOLID
MB Lot-Sample #: C8H070000-067

Prep Date.....: 08/07/08 **Analysis Time..:** 06:24
Analysis Date..: 08/07/08 **Prep Batch #...:** 8220067 **Final Wgt/Vol..:** 5 mL
Dilution Factor: 1 **Initial Wgt/Vol:** 5 g **Instrument ID..:** HP3
Analyst ID.....: 010099

PARAMETER	RESULT	REPORTING LIMIT	UNITS	METHOD
Acetone	ND	20	ug/kg	SW846 8260B
Benzene	ND	5.0	ug/kg	SW846 8260B
Bromodichloromethane	ND	5.0	ug/kg	SW846 8260B
Bromoform	ND	5.0	ug/kg	SW846 8260B
Bromomethane	ND	5.0	ug/kg	SW846 8260B
2-Butanone	ND	5.0	ug/kg	SW846 8260B
Carbon disulfide	ND	5.0	ug/kg	SW846 8260B
Carbon tetrachloride	ND	5.0	ug/kg	SW846 8260B
Chlorobenzene	ND	5.0	ug/kg	SW846 8260B
Chloroethane	ND	5.0	ug/kg	SW846 8260B
Chloroform	ND	5.0	ug/kg	SW846 8260B
Chloromethane	ND	5.0	ug/kg	SW846 8260B
Cyclohexane	ND	5.0	ug/kg	SW846 8260B
Dibromochloromethane	ND	5.0	ug/kg	SW846 8260B
1,2-Dibromo-3-chloro-propane	ND	5.0	ug/kg	SW846 8260B
1,2-Dibromoethane	ND	5.0	ug/kg	SW846 8260B
1,3-Dichlorobenzene	ND	5.0	ug/kg	SW846 8260B
1,4-Dichlorobenzene	ND	5.0	ug/kg	SW846 8260B
1,2-Dichlorobenzene	ND	5.0	ug/kg	SW846 8260B
Dichlorodifluoromethane	ND	5.0	ug/kg	SW846 8260B
1,1-Dichloroethane	ND	5.0	ug/kg	SW846 8260B
1,2-Dichloroethane	ND	5.0	ug/kg	SW846 8260B
1,1-Dichloroethene	ND	5.0	ug/kg	SW846 8260B
cis-1,2-Dichloroethene	ND	5.0	ug/kg	SW846 8260B
trans-1,2-Dichloroethene	ND	5.0	ug/kg	SW846 8260B
1,2-Dichloropropane	ND	5.0	ug/kg	SW846 8260B
cis-1,3-Dichloropropene	ND	5.0	ug/kg	SW846 8260B
trans-1,3-Dichloropropene	ND	5.0	ug/kg	SW846 8260B
Ethylbenzene	ND	5.0	ug/kg	SW846 8260B
2-Hexanone	ND	5.0	ug/kg	SW846 8260B
Isopropylbenzene	ND	5.0	ug/kg	SW846 8260B
Methyl acetate	ND	5.0	ug/kg	SW846 8260B
Methylene chloride	ND	5.0	ug/kg	SW846 8260B
Methylcyclohexane	ND	5.0	ug/kg	SW846 8260B
4-Methyl-2-pentanone	ND	5.0	ug/kg	SW846 8260B
Methyl tert-butyl ether	ND	5.0	ug/kg	SW846 8260B
Styrene	ND	5.0	ug/kg	SW846 8260B
1,1,2,2-Tetrachloroethane	ND	5.0	ug/kg	SW846 8260B
1,2,4-Trichloro-benzene	ND	5.0	ug/kg	SW846 8260B

(Continued on next page)

METHOD BLANK REPORT

GC/MS Volatiles

Client Lot #...: C8H010190 **Work Order #...:** KTQF51AA **Matrix.....:** SOLID

PARAMETER	RESULT	REPORTING LIMIT	UNITS	METHOD
Tetrachloroethene	ND	5.0	ug/kg	SW846 8260B
1,1,1-Trichloroethane	ND	5.0	ug/kg	SW846 8260B
1,1,2-Trichloroethane	ND	5.0	ug/kg	SW846 8260B
Trichloroethene	ND	5.0	ug/kg	SW846 8260B
Trichlorofluoromethane	ND	5.0	ug/kg	SW846 8260B
1,1,2-Trichloro-1,2,2-trifluoroethane	ND	5.0	ug/kg	SW846 8260B
Toluene	ND	5.0	ug/kg	SW846 8260B
Vinyl chloride	ND	5.0	ug/kg	SW846 8260B
Xylenes (total)	ND	15	ug/kg	SW846 8260B

SURROGATE	PERCENT RECOVERY	RECOVERY LIMITS
1,2-Dichloroethane-d4	96	(52 - 124)
Toluene-d8	89	(72 - 127)
4-Bromofluorobenzene	88	(63 - 120)
Dibromofluoromethane	88	(68 - 121)

NOTE(S):

Calculations are performed before rounding to avoid round-off errors in calculated results.

SW846 8260B METHOD BLANK SUMMARY

BLANK WORKORDER NO.: KT0CE1AA

Lab Name: TestAmerica Laboratories, Inc.

Lab Code: TALPIT

SDG Number:

Lab File ID: 6081104.D

Lot Number: C8H010190

Date Analyzed: 08/11/08

Time Analyzed: 13:46

Matrix: WATER

Date Extracted: 08/11/08

GC Column: RTX-624 ID: .18

Extraction Method: 5030B/8260B

Instrument ID: HP6

Level: (low/med) LOW

THIS METHOD BLANK APPLIES TO THE FOLLOWING SAMPLES, LCS, LCSD, MS , MSD:

	CLIENT ID.	SAMPLE WORK ORDER #	LAB FILE ID	DATE ANALYZED	TIME ANALYZED
01	FMC-III-SW-27	KTHH61AD	6081118.D	08/11/08	20:51
02	FMC-III-SW-32	KTHH81AN	6081119.D	08/11/08	21:15
03	FMC-III-SW-30	KTHJA1AD	6081120.D	08/11/08	21:38
04	FMC-III-SW-28	KTHJE1A0	6081121.D	08/11/08	22:02
05	TB-073108	KTHJG1AA	6081117.D	08/11/08	20:28
06	INTRA-LAB QC	KTP9R1AA	6081105.D	08/11/08	14:09
07	LAB MS/MSD	KTP9R1AC S	6081106.D	08/11/08	14:33
08	LAB MS/MSD	KTP9R1AD D	6081107.D	08/11/08	14:56
09	CHECK SAMPLE	KT0CE1AC C	6081108.D	08/11/08	15:20
10					
11					
12					
13					
14					
15					
16					
17					
18					
19					
20					
21					
22					
23					
24					
25					
26					
27					
28					
29					
30					

COMMENTS:

FORM IV

METHOD BLANK REPORT

GC/MS Volatiles

Client Lot #...: C8H010190 **Work Order #...:** KT0CE1AA **Matrix.....:** WATER
MB Lot-Sample #: C8H110000-373

Prep Date.....: 08/11/08 **Analysis Time..:** 13:46
Analysis Date..: 08/11/08 **Prep Batch #...:** 8224373 **Final Wgt/Vol..:** 5 mL
Dilution Factor: 1 **Initial Wgt/Vol:** 5 mL **Instrument ID..:** HP6
Analyst ID.....: 034635

PARAMETER	RESULT	REPORTING LIMIT	UNITS	METHOD
Acetone	ND	5.0	ug/L	SW846 8260B
Benzene	ND	1.0	ug/L	SW846 8260B
Bromodichloromethane	ND	1.0	ug/L	SW846 8260B
Bromoform	ND	1.0	ug/L	SW846 8260B
Bromomethane	ND	1.0	ug/L	SW846 8260B
2-Butanone	ND	5.0	ug/L	SW846 8260B
Carbon disulfide	ND	1.0	ug/L	SW846 8260B
Carbon tetrachloride	ND	1.0	ug/L	SW846 8260B
Chlorobenzene	ND	1.0	ug/L	SW846 8260B
Chloroethane	ND	1.0	ug/L	SW846 8260B
Chloroform	ND	1.0	ug/L	SW846 8260B
Chloromethane	ND	1.0	ug/L	SW846 8260B
Cyclohexane	ND	1.0	ug/L	SW846 8260B
Dibromochloromethane	ND	1.0	ug/L	SW846 8260B
1,2-Dibromo-3-chloro-propane	ND	1.0	ug/L	SW846 8260B
1,2-Dibromoethane	ND	1.0	ug/L	SW846 8260B
1,3-Dichlorobenzene	ND	1.0	ug/L	SW846 8260B
1,4-Dichlorobenzene	ND	1.0	ug/L	SW846 8260B
1,2-Dichlorobenzene	ND	1.0	ug/L	SW846 8260B
Dichlorodifluoromethane	ND	1.0	ug/L	SW846 8260B
1,1-Dichloroethane	ND	1.0	ug/L	SW846 8260B
1,2-Dichloroethane	ND	1.0	ug/L	SW846 8260B
1,1-Dichloroethene	ND	1.0	ug/L	SW846 8260B
cis-1,2-Dichloroethene	ND	1.0	ug/L	SW846 8260B
trans-1,2-Dichloroethene	ND	1.0	ug/L	SW846 8260B
1,2-Dichloropropane	ND	1.0	ug/L	SW846 8260B
cis-1,3-Dichloropropene	ND	1.0	ug/L	SW846 8260B
trans-1,3-Dichloropropene	ND	1.0	ug/L	SW846 8260B
Ethylbenzene	ND	1.0	ug/L	SW846 8260B
2-Hexanone	ND	5.0	ug/L	SW846 8260B
Isopropylbenzene	ND	1.0	ug/L	SW846 8260B
Methyl acetate	ND	1.0	ug/L	SW846 8260B
Methylene chloride	ND	1.0	ug/L	SW846 8260B
Methylcyclohexane	ND	1.0	ug/L	SW846 8260B
4-Methyl-2-pentanone	ND	5.0	ug/L	SW846 8260B
Methyl tert-butyl ether	ND	1.0	ug/L	SW846 8260B
Styrene	ND	1.0	ug/L	SW846 8260B
1,1,2,2-Tetrachloroethane	ND	1.0	ug/L	SW846 8260B
1,2,4-Trichloro-benzene	ND	1.0	ug/L	SW846 8260B

(Continued on next page)

METHOD BLANK REPORT

GC/MS Volatiles

Client Lot #...: C8H010190 **Work Order #...:** KT0CE1AA **Matrix.....:** WATER

PARAMETER	RESULT	REPORTING LIMIT	UNITS	METHOD
Tetrachloroethene	ND	1.0	ug/L	SW846 8260B
1,1,1-Trichloroethane	ND	1.0	ug/L	SW846 8260B
1,1,2-Trichloroethane	ND	1.0	ug/L	SW846 8260B
Trichloroethene	ND	1.0	ug/L	SW846 8260B
Trichlorofluoromethane	ND	1.0	ug/L	SW846 8260B
1,1,2-Trichloro-1,2,2-trifluoroethane	ND	1.0	ug/L	SW846 8260B
Toluene	ND	1.0	ug/L	SW846 8260B
Vinyl chloride	ND	1.0	ug/L	SW846 8260B
Xylenes (total)	ND	3.0	ug/L	SW846 8260B

SURROGATE	PERCENT RECOVERY	RECOVERY LIMITS
Toluene-d8	102	(71 - 118)
1,2-Dichloroethane-d4	96	(64 - 135)
4-Bromofluorobenzene	96	(70 - 118)
Dibromofluoromethane	95	(64 - 128)

NOTE(S):

Calculations are performed before rounding to avoid round-off errors in calculated results.

SW846 8260B SURROGATE RECOVERY

Lab Name: TestAmerica Laboratories, Inc. Client: Tetra Tech NUS, Inc

Lab Code: TALPIT SDG No:

Lot #: C8H010190

Extraction: XXA15QK01

	CLIENT ID.	SRG01	SRG02	SRG03	SRG04	TOT OUT
01	FMC-III-SED-12B	91	90	85	91	00
02	FMC-III-SED-12C	102	94	90	96	00
03	FMC-III-SED-13B	104	96	91	95	00
04	FMC-III-SED-13C	104	94	91	96	00
05	FMC-III-SED-9B	105	94	91	96	00
06	FMC-III-SED-9C	102	95	90	95	00
07	FMC-III-SED-10B	107	94	94	98	00
08	FMC-III-SED-10C	103	96	93	95	00
09	FMC-III-SED-27A	104	95	91	98	00
10	FMC-III-SED-27B	103	95	92	95	00
11	FMC-III-SED-27C	105	92	91	97	00
12	FMC-III-SED-28A	102	95	92	95	00
13	FMC-III-SED-28B	110	96	93	98	00
14	FMC-III-SED-28C	105	95	94	95	00
15	FMC-III-SED-30A	106	96	94	97	00
16	FMC-III-SED-30B	108	92	95	98	00
17	FMC-III-SED-30C	108	94	93	97	00
18	FMC-III-SED-32A	106	95	92	98	00
19	FMC-III-SED-32B	108	95	94	100	00
20	FMC-III-SED-32C	96	89	84	94	00
21	FMC-III-SED-35A	97	90	85	92	00
22	FMC-III-SED-35B	98	91	90	95	00
23	FMC-III-SED-35C	103	95	91	95	00
24	METHOD BLK. KTMXW1AA	95	82	88	90	00
25	METHOD BLK. KTQF51AA	96	89	88	88	00
26	LCS KTMXW1AC	92	85	87	85	00
27	LCS KTQF51AC	94	86	85	87	00

\# Column to be used to flag recovery values
* Values outside of required QC Limits
D System monitoring Compound diluted out

FORM II

SW846 8260B SURROGATE RECOVERY

Lab Name: TestAmerica Laboratories, Inc. Client: Tetra Tech NUS, Inc

Lab Code: TALPIT SDG No:

Lot #: C8H010190

Extraction: XXA15QK01

	CLIENT ID.	SRG01	SRG02	SRG03	SRG04	TOT OUT
01	FMC-III-SED-12B D	88	83	84	83	00
02	FMC-III-SED-32C D	89	83	81	85	00
03	FMC-III-SED-12B S	81	83	83	82	00
04	FMC-III-SED-32C S	95	86	83	88	00

SURROGATES		QC LIMITS
SRG01	= 1,2-Dichloroethane-d4	(52-124)
SRG02	= Toluene-d8	(72-127)
SRG03	= 4-Bromofluorobenzene	(63-120)
SRG04	= Dibromofluoromethane	(68-121)

\# Column to be used to flag recovery values
* Values outside of required QC Limits
D System monitoring Compound diluted out

FORM II

SW846 8260B SURROGATE RECOVERY

Lab Name: TestAmerica Laboratories, Inc. Client: Tetra Tech NUS, Inc

Lab Code: TALPIT SDG No:

Lot #: C8H010190

Extraction: XXI25QK01

	CLIENT ID.	SRG01	SRG02	SRG03	SRG04	TOT OUT
01	FMC-III-SW-27	101	101	93	96	00
02	FMC-III-SW-32	102	104	94	92	00
03	FMC-III-SW-30	99	101	95	96	00
04	FMC-III-SW-28	101	107	95	94	00
05	TB-073108	102	104	91	94	00

SURROGATES		QC LIMITS
SRG01	= 1,2-Dichloroethane-d4	(64-135)
SRG02	= Toluene-d8	(71-118)
SRG03	= 4-Bromofluorobenzene	(70-118)
SRG04	= Dibromofluoromethane	(64-128)

\# Column to be used to flag recovery values
* Values outside of required QC Limits
D System monitoring Compound diluted out

FORM II

SW846 8260B SURROGATE RECOVERY

Lab Name: TestAmerica Laboratories, Inc. Client: Tetra Tech NUS, Inc

Lab Code: TALPIT SDG No:

Lot #: C8H010190

Extraction: XXI8KQK01

	CLIENT ID.	SRG01	SRG02	SRG03	SRG04	TOT OUT
01	INTRA-LAB QC	96	103	95	91	00
02	METHOD BLK. KT0CE1AA	96	102	96	95	00
03	LCS KT0CE1AC	88	91	85	88	00
04	LAB MS/MSD D	83	83	87	83	00
05	LAB MS/MSD S	90	92	92	86	00

SURROGATES		QC LIMITS
SRG01	= 1,2-Dichloroethane-d4	(64-135)
SRG02	= Toluene-d8	(71-118)
SRG03	= 4-Bromofluorobenzene	(70-118)
SRG04	= Dibromofluoromethane	(64-128)

\# Column to be used to flag recovery values
* Values outside of required QC Limits
D System monitoring Compound diluted out

FORM II

SW846 8260B CHECK SAMPLE RECOVERY

Lab Name: TestAmerica Laboratories, Inc. Client: Tetra Tech NUS, Inc

Lab Code: TALPIT SDG No:

Lot #: C8H060000 WO #: KTMXW1AC

BATCH: 8219033

COMPOUND	SPIKE ADDED (ug/kg)	SAMPLE CONCENT. (ug/kg)	% REC	QC LIMITS REC	QUAL
1,1-Dichloroethene	40.0	37.3	93	59- 129	
Trichloroethene	40.0	38.8	97	76- 119	
Benzene	40.0	39.8	100	77- 120	
Toluene	40.0	37.4	93	78- 124	
Chlorobenzene	40.0	38.6	97	79- 120	

NOTES(S):

* Values outside of QC limits

Spike Recovery: 0 out of 5 outside limits

COMMENTS:

FORM III

SW846 8260B CHECK SAMPLE RECOVERY

Lab Name: TestAmerica Laboratories, Inc. Client: Tetra Tech NUS, Inc

Lab Code: TALPIT SDG No:

Lot #: C8H070000 WO #: KTQF51AC
BATCH: 8220067

COMPOUND	SPIKE ADDED (ug/kg)	SAMPLE CONCENT. (ug/kg)	% REC	QC LIMITS REC	QUAL
1,1-Dichloroethene	40.0	33.4	84	59- 129	
Trichloroethene	40.0	36.5	91	76- 119	
Benzene	40.0	36.8	92	77- 120	
Toluene	40.0	34.7	87	78- 124	
Chlorobenzene	40.0	36.7	92	79- 120	

NOTES(S):

* Values outside of QC limits

Spike Recovery: 0 out of 5 outside limits

COMMENTS:

FORM III

SW846 8260B CHECK SAMPLE RECOVERY

Lab Name: TestAmerica Laboratories, Inc. Client: Tetra Tech NUS, Inc

Lab Code: TALPIT SDG No:

Lot #: C8H110000 WO #: KT0CE1AC

BATCH: 8224373

COMPOUND	SPIKE ADDED (ug/L)	SAMPLE CONCENT. (ug/L)	% REC	QC LIMITS REC	QUAL
1,1-Dichloroethene	10.0	9.78	98	65- 136	
Benzene	10.0	10.0	100	80- 120	
Toluene	10.0	10.6	106	80- 123	
Chlorobenzene	10.0	10.7	107	80- 120	
Trichloroethene	10.0	10.2	102	73- 120	

NOTES(S):

* Values outside of QC limits

Spike Recovery: 0 out of 5 outside limits

COMMENTS:

FORM III

SW846 8260B MATRIX SPIKE/MATRIX SPIKE DUPLICATE RECOVERY

Lab Name: TestAmerica Laboratories, Inc. Client: Tetra Tech NUS, Inc

Lab Code: TALPIT SDG No:

Matrix Spike ID: FMC-III-SED-12B Level: (low/med) LOW

Lot #: C8H010190 WO #: KTHG21AF
BATCH: 8219033

COMPOUND	SPIKE ADDED (ug/kg)	SAMPLE CONCENT. (ug/kg)	MS CONCENT. (ug/kg)	MS % REC	LIMITS REC	QUAL
1,1-Dichloroethene	123	ND	117	95	46 - 143	
Trichloroethene	123	ND	123	100	46 - 141	
Benzene	123	ND	121	99	49 - 141	
Toluene	123	ND	111	90	32 - 161	
Chlorobenzene	123	ND	116	94	47 - 146	

NOTES(S):

Results and reporting limits have been adjusted for dry weight.

Column to be used to flag recovery and RPD values with an asterisk
* Values outside of QC limits

RPD: 0 out of 0 outside limits
Spike Recovery: 0 out of 5 outside limits

COMMENTS:

FORM III

SW846 8260B MATRIX SPIKE/MATRIX SPIKE DUPLICATE RECOVERY

Lab Name: TestAmerica Laboratories, Inc. Client: Tetra Tech NUS, Inc

Lab Code: TALPIT SDG No:

Matrix Spike ID: FMC-III-SED-12B Level: (low/med) LOW

Lot #: C8H010190 WO #: KTHG21AG
BATCH: 8219033

COMPOUND	SPIKE ADDED (ug/kg)	MSD CONCENT. (ug/kg)	MSD % REC	% RPD	QC LIMITS RPD	QC LIMITS REC	QUAL
1,1-Dichloroethene	123	113	92	3.7	36	46 - 143	
Trichloroethene	123	120	97	2.2	35	46 - 141	
Benzene	123	120	97	1.5	38	49 - 141	
Toluene	123	111	90	0.41	54	32 - 161	
Chlorobenzene	123	115	94	0.66	32	47 - 146	

NOTES (S):

Results and reporting limits have been adjusted for dry weight.

Column to be used to flag recovery and RPD values with an asterisk
* Values outside of QC limits

RPD: 0 out of 5 outside limits
Spike Recovery: 0 out of 5 outside limits

COMMENTS:

FORM III

SW846 8260B MATRIX SPIKE/MATRIX SPIKE DUPLICATE RECOVERY

Lab Name: TestAmerica Laboratories, Inc. Client: Tetra Tech NUS, Inc

Lab Code: TALPIT SDG No:

Matrix Spike ID: FMC-III-SED-32C Level: (low/med) LOW

Lot #: C8H010190 WO #: KTHH21AF
BATCH: 8220067

COMPOUND	SPIKE ADDED (ug/kg)	SAMPLE CONCENT. (ug/kg)	MS CONCENT. (ug/kg)	MS % REC	LIMITS REC	QUAL
1,1-Dichloroethene	112	ND	102	92	46 - 143	
Trichloroethene	112	ND	113	101	46 - 141	
Benzene	112	ND	111	100	49 - 141	
Toluene	112	ND	104	93	32 - 161	
Chlorobenzene	112	ND	109	98	47 - 146	

NOTES (S):

Results and reporting limits have been adjusted for dry weight.

Column to be used to flag recovery and RPD values with an asterisk
* Values outside of QC limits

RPD: 0 out of 0 outside limits
Spike Recovery: 0 out of 5 outside limits

COMMENTS:

FORM III

SW846 8260B MATRIX SPIKE/MATRIX SPIKE DUPLICATE RECOVERY

Lab Name: TestAmerica Laboratories, Inc. Client: Tetra Tech NUS, Inc

Lab Code: TALPIT SDG No:

Matrix Spike ID: FMC-III-SED-32C Level:(low/med) LOW

Lot #: C8H010190 WO #: KTHH21AG
BATCH: 8220067

COMPOUND	SPIKE ADDED (ug/kg)	MSD CONCENT. (ug/kg)	MSD % REC	% RPD	QC LIMITS RPD	QC LIMITS REC	QUAL
1,1-Dichloroethene	112	95.5	85	6.9	36	46 - 143	
Trichloroethene	112	101	90	12	35	46 - 141	
Benzene	112	101	90	10	38	49 - 141	
Toluene	112	95.4	85	8.8	54	32 - 161	
Chlorobenzene	112	99.9	89	9.0	32	47 - 146	

NOTES(S):

Results and reporting limits have been adjusted for dry weight.

Column to be used to flag recovery and RPD values with an asterisk
* Values outside of QC limits

RPD: 0 out of 5 outside limits
Spike Recovery: 0 out of 5 outside limits

COMMENTS:

FORM III

SW846 8260B MATRIX SPIKE/MATRIX SPIKE DUPLICATE RECOVERY

Lab Name: TestAmerica Laboratories, Inc. Client: Tetra Tech NUS, Inc

Lab Code: TALPIT SDG No:

Matrix Spike ID: LAB MS/MSD

Lot #: C8H060330 WO #: KTP9R1AC
BATCH: 8224373

COMPOUND	SPIKE ADDED (ug/L)	SAMPLE CONCENT. (ug/L)	MS CONCENT. (ug/L)	MS % REC	LIMITS REC	QUAL
1,1-Dichloroethene	10.0	ND	9.02	90	60 - 139	
Trichloroethene	10.0	ND	9.82	98	53 - 135	
Benzene	10.0	ND	9.53	95	73 - 120	
Toluene	10.0	ND	10.2	102	75 - 126	
Chlorobenzene	10.0	ND	9.90	99	80 - 120	

NOTES(S):

Column to be used to flag recovery and RPD values with an asterisk
* Values outside of QC limits

RPD: 0 out of 0 outside limits
Spike Recovery: 0 out of 5 outside limits

COMMENTS:

FORM III

SW846 8260B MATRIX SPIKE/MATRIX SPIKE DUPLICATE RECOVERY

Lab Name: TestAmerica Laboratories, Inc. Client: Tetra Tech NUS, Inc

Lab Code: TALPIT SDG No:

Matrix Spike ID: LAB MS/MSD

Lot #: C8H060330 WO #: KTP9R1AD
BATCH: 8224373

COMPOUND	SPIKE ADDED (ug/L)	MSD CONCENT. (ug/L)	MSD % REC	% RPD	QC LIMITS RPD	QC LIMITS REC	QUAL
1,1-Dichloroethene	10.0	10.6	106	16	48	60- 139	
Trichloroethene	10.0	10.3	103	4.8	36	53- 135	
Benzene	10.0	10.6	106	10	32	73- 120	
Toluene	10.0	10.7	107	4.9	35	75- 126	
Chlorobenzene	10.0	10.3	103	4.3	29	80- 120	

NOTES(S):

Column to be used to flag recovery and RPD values with an asterisk
* Values outside of QC limits

RPD: 0 out of 5 outside limits
Spike Recovery: 0 out of 5 outside limits

COMMENTS:

FORM III

8A
VOLATILE INTERNAL STANDARD AREA AND RT SUMMARY

Lab Name: TESTAMERICA PITTSBURGH Contract:

Lab Code: TA Case No.: SAS No.: SDG No.: C8H010190

Lab File ID (Standard): CC30806 Date Analyzed: 08/06/08

Instrument ID: HP3 Time Analyzed: 0458

GC Column: DB 624 ID: 0.18 (mm) Heated Purge: (Y/N) Y

		IS1 AREA #	RT #	IS2 (CBZ) AREA #	RT #	IS3 (DCB) AREA #	RT #
	12 HOUR STD	336503	7.41	77873	10.49	129763	12.81
	UPPER LIMIT	673006	7.61	155746	10.69	259526	13.01
	LOWER LIMIT	168252	7.21	38937	10.29	64882	12.61
	EPA SAMPLE NO.						
01	INTRA-LAB BL	417346	7.41	96562	10.49	155441	12.81
02	FMC-III-SED-	525883	7.41	115875	10.49	160986	12.82
03	INTRA-LAB CH	346057	7.41	79989	10.49	129272	12.81
04	FMC-III-SED-	338372	7.40	78064	10.49	114313	12.81
05	FMC-III-SED-	354993	7.41	82749	10.49	128826	12.82
06	FMC-III-SED-	365522	7.41	83495	10.49	128107	12.81
07	FMC-III-SED-	355569	7.41	77242	10.49	122224	12.81
08	FMC-III-SED-	338727	7.41	75700	10.49	116355	12.81
09	FMC-III-SED-	357585	7.41	78798	10.49	123392	12.81
10	FMC-III-SED-	352494	7.41	78144	10.49	121314	12.81
11	FMC-III-SED-	337327	7.42	76209	10.49	124809	12.81
12	FMC-III-SED-	335282	7.41	75104	10.49	122285	12.81
13	FMC-III-SED-	330788	7.42	73258	10.49	113639	12.81
14	FMC-III-SED-	336035	7.42	74723	10.49	117175	12.81
15	FMC-III-SED-	326794	7.42	74656	10.49	115410	12.81
16	FMC-III-SED-	337434	7.42	74528	10.49	115031	12.81
17	FMC-III-SED-	324840	7.41	71372	10.49	114103	12.81
18	FMC-III-SED-	315445	7.41	70250	10.49	112744	12.81
19	FMC-III-SED-	317114	7.41	71176	10.49	113936	12.81
20	FMC-III-SED-	318344	7.41	71489	10.49	119083	12.81
21	FMC-III-SED-	309271	7.41	69568	10.49	112636	12.81
22	FMC-III-SED-	300457	7.41	67011	10.49	106931	12.81

IS1 = Fluorobenzene
IS2 (CBZ) = Chlorobenzene-d5
IS3 (DCB) = 1,4-Dichlorobenzene-d4

AREA UPPER LIMIT = +100% of internal standard area
AREA LOWER LIMIT = - 50% of internal standard area
RT UPPER LIMIT = + 0.20 minutes of internal standard RT
RT LOWER LIMIT = - 0.20 minutes of internal standard RT

Column used to flag values outside QC limits with an asterisk.
* Values outside of QC limits.

8A
VOLATILE INTERNAL STANDARD AREA AND RT SUMMARY

Lab Name: TESTAMERICA PITTSBURGH Contract:

Lab Code: TA Case No.: SAS No.: SDG No.: C8H010190

Lab File ID (Standard): CC30806 Date Analyzed: 08/06/08

Instrument ID: HP3 Time Analyzed: 0458

GC Column: DB 624 ID: 0.18 (mm) Heated Purge: (Y/N) Y

		IS1 AREA #	RT #	IS2 (CBZ) AREA #	RT #	IS3 (DCB) AREA #	RT #
	12 HOUR STD	336503	7.41	77873	10.49	129763	12.81
	UPPER LIMIT	673006	7.61	155746	10.69	259526	13.01
	LOWER LIMIT	168252	7.21	38937	10.29	64882	12.61
	EPA SAMPLE NO.						
01	FMC-III-SED-	307279	7.42	68328	10.49	111839	12.81
02							
03							
04							
05							
06							
07							
08							
09							
10							
11							
12							
13							
14							
15							
16							
17							
18							
19							
20							
21							
22							

IS1 = Fluorobenzene
IS2 (CBZ) = Chlorobenzene-d5
IS3 (DCB) = 1,4-Dichlorobenzene-d4

AREA UPPER LIMIT = +100% of internal standard area
AREA LOWER LIMIT = - 50% of internal standard area
RT UPPER LIMIT = + 0.20 minutes of internal standard RT
RT LOWER LIMIT = - 0.20 minutes of internal standard RT

Column used to flag values outside QC limits with an asterisk.
* Values outside of QC limits.

8A

VOLATILE INTERNAL STANDARD AREA AND RT SUMMARY

Lab Name: TESTAMERICA PITTSBURGH Contract:

Lab Code: TA Case No.: SAS No.: SDG No.: C8H010190

Lab File ID (Standard): CC30807 Date Analyzed: 08/07/08

Instrument ID: HP3 Time Analyzed: 0543

GC Column: DB 624 ID: 0.18 (mm) Heated Purge: (Y/N) Y

		IS1 AREA #	RT #	IS2(CBZ) AREA #	RT #	IS3(DCB) AREA #	RT #
	12 HOUR STD	313415	7.40	69019	10.49	111367	12.81
	UPPER LIMIT	626830	7.60	138038	10.69	222734	13.01
	LOWER LIMIT	156708	7.20	34510	10.29	55684	12.61
	EPA SAMPLE NO.						
01	INTRA-LAB BL	388218	7.42	84415	10.49	141326	12.81
02	FMC-III-SED-	514582	7.41	110490	10.49	158793	12.81
03	FMC-III-SED-	545556	7.41	121074	10.49	175463	12.81
04	FMC-III-SED-	534274	7.41	120198	10.49	190325	12.81
05	INTRA-LAB CH	393442	7.41	89956	10.49	142766	12.81
06	FMC-III-SED-	395692	7.41	91495	10.49	141765	12.81
07	FMC-III-SED-	420494	7.41	95401	10.49	147309	12.82
08	FMC-III-SED-	382197	7.41	84974	10.49	136097	12.82
09							
10							
11							
12							
13							
14							
15							
16							
17							
18							
19							
20							
21							
22							

IS1 = Fluorobenzene
IS2 (CBZ) = Chlorobenzene-d5
IS3 (DCB) = 1,4-Dichlorobenzene-d4

AREA UPPER LIMIT = +100% of internal standard area
AREA LOWER LIMIT = - 50% of internal standard area
RT UPPER LIMIT = + 0.20 minutes of internal standard RT
RT LOWER LIMIT = - 0.20 minutes of internal standard RT

Column used to flag values outside QC limits with an asterisk.
* Values outside of QC limits.

8A
VOLATILE INTERNAL STANDARD AREA AND RT SUMMARY

Lab Name: TESTAMERICA PITTSBURGH Contract:

Lab Code: TA Case No.: SAS No.: SDG No.: C8H010190

Lab File ID (Standard): CC60811N Date Analyzed: 08/11/08

Instrument ID: HP6 Time Analyzed: 1306

GC Column: DB 624 ID: 0.20 (mm) Heated Purge: (Y/N) N

		IS1(CBZ) AREA #	RT #	IS2(DCB) AREA #	RT #	IS3 AREA #	RT #
	12 HOUR STD	105231	10.14	163432	12.46	429772	7.04
	UPPER LIMIT	210462	10.34	326864	12.66	859544	7.24
	LOWER LIMIT	52616	9.94	81716	12.26	214886	6.84
	EPA SAMPLE NO.						
01	INTRA-LAB BL	82511	10.15	131612	12.46	360106	7.04
02	INTRA-LAB CH	73857	10.15	117979	12.46	314997	7.04
03	TB-073108	71909	10.14	115438	12.47	302712	7.04
04	FMC-III-SW-2	75003	10.14	112728	12.46	308597	7.04
05	FMC-III-SW-3	72601	10.15	113487	12.46	309607	7.04
06	FMC-III-SW-3	72132	10.14	113632	12.46	299395	7.04
07	FMC-III-SW-2	70288	10.14	112533	12.46	303394	7.04
08							
09							
10							
11							
12							
13							
14							
15							
16							
17							
18							
19							
20							
21							
22							

IS1 (CBZ) = Chlorobenzene-d5
IS2 (DCB) = 1,4-Dichlorobenzene-d4
IS3 = Fluorobenzene

AREA UPPER LIMIT = +100% of internal standard area
AREA LOWER LIMIT = - 50% of internal standard area
RT UPPER LIMIT = + 0.20 minutes of internal standard RT
RT LOWER LIMIT = - 0.20 minutes of internal standard RT

Column used to flag values outside QC limits with an asterisk.
* Values outside of QC limits.

TestAmerica Pittsburgh

VOLATILE REPORT SW-846 Method

Data file : \\pitsvr06\d\chem\hp3.i\3080608d.b\3080624.D
Lab Smp Id: kthh01ae Client Smp ID: FMC-III-SED-32B
Inj Date : 06-AUG-2008 15:28
Operator : 10099 Inst ID: hp3.i
Smp Info : C8H010190-019 5.00G/5ML
Misc Info : kthh01ae,3080608d.b,8260bsoil.m,4-dwsoil.sub
Comment :
Method : \\pitsvr06\d\chem\hp3.i\3080608d.b\8260bsoil.m
Meth Date : 06-Aug-2008 05:19 hp3.i Quant Type: ISTD
Cal Date : 30-JUN-2008 08:12 Cal File: 1G30630.D
Als bottle: 18
Dil Factor: 1.00000
Integrator: HP RTE Compound Sublist: 4-dwsoil.sub
Target Version: 4.14
Processing Host: PITPC-110

reported result toluene 7.60ug/kg

$\frac{(17299)(250ng)}{(68328)(5.60627)(5g)(.30)} = 7.52 mg/kg$

Concentration Formula: Amt * DF * 1/Vo * CpndVariable

Name	Value	Description
DF	1.000	Dilution Factor
Vo	5.000	Sample Amount
Cpnd Variable		Local Compound Variable

Compounds	QUANT SIG MASS	RT	EXP RT	REL RT	RESPONSE	CONCENTRATIONS ON-COLUMN (ng)	FINAL (ug/Kg)
* 46 Fluorobenzene	96	7.415	7.405	(1.000)	307279	250.000	
* 69 Chlorobenzene-d5	119	10.493	10.489	(1.000)	68328	250.000	
* 92 1,4-Dichlorobenzene-d4	152	12.811	12.813	(1.000)	111839	250.000	
$ 39 Dibromofluoromethane	113	6.672	6.669	(0.900)	70531	251.237	50.25
$ 43 1,2-Dichloroethane-d4	65	7.043	7.040	(0.950)	94550	270.835	54.17
$ 59 Toluene-d8	98	9.051	9.047	(0.863)	295119	238.470	47.69
$ 80 Bromofluorobenzene	95	11.655	11.657	(1.111)	113898	235.053	47.01
1 Dichlorodifluoromethane	85	Compound Not Detected.					
2 Chloromethane	50	Compound Not Detected.					
3 Vinyl Chloride	62	Compound Not Detected.					
4 Bromomethane	94	Compound Not Detected.					
5 Chloroethane	64	Compound Not Detected.					
166 Trichlorofluoromethane	101	Compound Not Detected.					
10 1,1,2-trichloro-1,2,2-trifluor	101	Compound Not Detected.					
12 1,1-Dichloroethene	96	Compound Not Detected.					
15 Carbon Disulfide	76	Compound Not Detected.					
13 Acetone	43	3.625	3.645	(0.489)	10708	60.4882	12.10
18 Methylene Chloride	84	Compound Not Detected.					
19 trans-1,2-Dichloroethene	96	Compound Not Detected.					
20 Methyl tert-butyl ether	73	Compound Not Detected.					
24 1,1-Dichloroethane	63	Compound Not Detected.					
27 2,2-Dichloropropane	77	Compound Not Detected.					
28 cis-1,2-dichloroethene	96	Compound Not Detected.					

Compounds	QUANT SIG MASS	RT	EXP RT	REL RT	RESPONSE	CONCENTRATIONS ON-COLUMN (ng)	CONCENTRATIONS FINAL (ug/Kg)
M 29 1,2-Dichloroethene (total)	96	Compound Not Detected.					
30 Bromochloromethane	128	Compound Not Detected.					
31 2-Butanone	43	Compound Not Detected.					
37 Chloroform	83	Compound Not Detected.					
38 1,1,1-Trichloroethane	97	Compound Not Detected.					
40 1,1-Dichloropropene	75	Compound Not Detected.					
41 Carbon Tetrachloride	117	Compound Not Detected.					
42 Benzene	78	Compound Not Detected.					
45 1,2-Dichloroethane	62	Compound Not Detected.					
47 Trichloroethene	130	Compound Not Detected.					
49 1,2-Dichloropropane	63	Compound Not Detected.					
50 Dibromomethane	93	Compound Not Detected.					
53 Bromodichloromethane	83	Compound Not Detected.					
57 cis-1,3-Dichloropropene	75	Compound Not Detected.					
58 4-Methyl-2-Pentanone	43	Compound Not Detected.					
60 Toluene	91	9.118	9.114	(0.869)	17299	11.2899	2.258
61 trans-1,3-Dichloropropene	75	Compound Not Detected.					
63 1,3-Dichloropropane	76	Compound Not Detected.					
64 1,1,2-Trichloroethane	97	Compound Not Detected.					
65 Tetrachloroethene	164	Compound Not Detected.					
66 2-Hexanone	43	Compound Not Detected.					
67 Dibromochloromethane	129	Compound Not Detected.					
68 1,2-Dibromoethane	107	Compound Not Detected.					
70 Chlorobenzene	112	Compound Not Detected.					
71 1,1,1,2-Tetrachloroethane	131	Compound Not Detected.					
72 Ethylbenzene	106	Compound Not Detected.					
73 m + p-Xylene	106	Compound Not Detected.					
74 Xylene-o	106	Compound Not Detected.					
76 Styrene	104	Compound Not Detected.					
77 Bromoform	173	Compound Not Detected.					
78 Isopropylbenzene	105	Compound Not Detected.					
79 Bromobenzene	156	Compound Not Detected.					
81 n-Propylbenzene	120	Compound Not Detected.					
82 2-Chlorotoluene	126	Compound Not Detected.					
83 1,1,2,2-Tetrachloroethane	83	Compound Not Detected.					
84 1,2,3-Trichloropropane	110	Compound Not Detected.					
85 4-Chlorotoluene	126	Compound Not Detected.					
86 1,3,5-Trimethylbenzene	105	Compound Not Detected.					
87 tert-Butylbenzene	119	Compound Not Detected.					
88 1,2,4-Trimethylbenzene	105	Compound Not Detected.					
89 sec-Butylbenzene	105	Compound Not Detected.					
90 4-Isopropyltoluene	119	Compound Not Detected.					
91 1,3-Dichlorobenzene	146	Compound Not Detected.					
93 1,4-Dichlorobenzene	146	Compound Not Detected.					
94 n-Butylbenzene	91	Compound Not Detected.					
95 1,2-Dichlorobenzene	146	Compound Not Detected.					
96 1,2-Dibromo-3-chloropropane	157	Compound Not Detected.					
97 1,2,4-Trichlorobenzene	180	Compound Not Detected.					
98 Hexachlorobutadiene	225	Compound Not Detected.					
99 Naphthalene	128	Compound Not Detected.					
100 1,2,3-Trichlorobenzene	180	Compound Not Detected.					
156 Methyl Acetate	43	Compound Not Detected.					
157 Cyclohexane	56	Compound Not Detected.					
158 Methyl Cyclohexane	83	Compound Not Detected.					

Compounds	QUANT SIG MASS	RT	EXP RT	REL RT	RESPONSE	CONCENTRATIONS ON-COLUMN (ng)	CONCENTRATIONS FINAL (ug/Kg)
M 75 Xylenes (total)	106	Compound Not Detected.					

FORM 5
SEMIVOLATILE ORGANIC INSTRUMENT PERFORMANCE CHECK
DECAFLUOROTRIPHENYLPHOSPHINE (DFTPP)

Lab Name: Contract:

Lab Code: Case No.: SAS No.: SDG No.:

Lab File ID: S0715DF1 DFTPP Injection Date: 07/15/08

Instrument ID: 71 DFTPP Injection Time: 1507

m/e	ION ABUNDANCE CRITERIA	% RELATIVE ABUNDANCE
51	30.0 - 60.0% of mass 198	46.2
68	Less than 2.0% of mass 69	0.0 (0.0)1
69	Mass 69 relative abundance	58.7
70	Less than 2.0% of mass 69	0.4 (0.7)1
127	40.0 - 60.0% of mass 198	59.9
197	Less than 1.0% of mass 198	0.0
198	Base Peak, 100% relative abundance	100.0
199	5.0 to 9.0% of mass 198	6.9
275	10.0 - 30.0% of mass 198	22.6
365	Greater than 1.0% of mass 198	4.61
441	Present, but less than mass 443	6.9
442	40.0 - 100.0% of mass 198	43.8
443	17.0 - 23.0% of mass 442	8.4 (19.1)2

1-Value is % mass 69 2-Value is % mass 442

THIS CHECK APPLIES TO THE FOLLOWING SAMPLES, MS, MSD, BLANKS, AND STANDARDS:

	EPA SAMPLE NO.	LAB SAMPLE ID	LAB FILE ID	DATE ANALYZED	TIME ANALYZED
01	SSTD0.4	SSTD0.4	S0715IC1	07/15/08	2017
02	SSTD2.0	SSTD2.0	S0715IC2	07/15/08	2036
03	SSTD4.0	SSTD4.0	S0715IC3	07/15/08	2055
04	SSTD10	SSTD10	S0715IC4	07/15/08	2115
05	SSTD20	SSTD20	S0715IC5	07/15/08	2134
06	SSTD40	SSTD40	S0715IC6	07/15/08	2154
07	SSTD80	SSTD80	S0715IC7	07/15/08	2213
08					
09					
10					
11					
12					
13					
14					
15					
16					
17					
18					
19					
20					
21					
22					

FORM V SV

7/15/08

Report Date : 16-Jul-2008 13:03

TestAmerica Pittsburgh

INITIAL CALIBRATION DATA

Start Cal Date : 15-JUL-2008 20:17
End Cal Date : 15-JUL-2008 22:13
Quant Method : ISTD
Origin : Included
Target Version : 4.14
Integrator : HP RTE
Method file : \\PITSVR06\D\chem\71.i\s071508a.b\llb.m
Last Edit : 16-Jul-2008 13:03 bachas

Calibration File Names:
Level 1: \\PITSVR06\D\chem\71.i\s071508a.b\S0715IC1.D
Level 2: \\PITSVR06\D\chem\71.i\s071508a.b\S0715IC2.D
Level 3: \\PITSVR06\D\chem\71.i\s071508a.b\S0715IC3.D
Level 4: \\PITSVR06\D\chem\71.i\s071508a.b\S0715IC4.D
Level 5: \\PITSVR06\D\chem\71.i\s071508a.b\S0715IC5.D
Level 6: \\PITSVR06\D\chem\71.i\s071508a.b\S0715IC6.D
Level 7: \\PITSVR06\D\chem\71.i\s071508a.b\S0715IC7.D

Compound	0.4000000 Level 1	2.0000 Level 2	4.0000 Level 3	10.0000 Level 4	20.0000 Level 5	40.0000 Level 6	Curve	Coefficients b	m1	m2	%RSD or R^2	
	80.0000 Level 7											
198 1,4-Dioxane	0.50336	0.41592	0.43965	0.63013	0.48078	0.52384						
	0.48617						AVRG		0.49712		13.91958	
226 n-Decane	+++++	+++++	+++++	+++++	+++++	+++++						
	+++++						AVRG		0.000e+000		0.000e+000	<-
227 n-Octadecane	+++++	+++++	+++++	+++++	+++++	+++++						
	+++++						AVRG		0.000e+000		0.000e+000	<-
7 N-Nitrosomorpholine	+++++	+++++	+++++	+++++	+++++	+++++						
	+++++						AVRG		0.000e+000		0.000e+000	<-

TestAmerica Pittsburgh

INITIAL CALIBRATION DATA

Start Cal Date : 15-JUL-2008 20:17
End Cal Date : 15-JUL-2008 22:13
Quant Method : ISTD
Origin : Included
Target Version : 4.14
Integrator : HP RTE
Method file : \\PITSVR06\D\chem\71.i\s071508a.b\11b.m
Last Edit : 16-Jul-2008 13:03 bachas

Compound	0.4000000 Level 1 / 80.0000 Level 7	2.0000 Level 2	4.0000 Level 3	10.0000 Level 4	20.0000 Level 5	40.0000 Level 6	Curve	Coefficients b	m1	m2	%RSD or R^2	
8 Ethyl methanesulfonate	+++++ / +++++	+++++	+++++	+++++	+++++	+++++	AVRG		0.000e+000		0.000e+000	<-
9 Pyridine	1.41189 / 1.24185	1.31018	1.37397	1.35184	1.35295	1.31570	AVRG		1.33691		4.05993	
199 Thionazin	+++++ / +++++	+++++	+++++	+++++	+++++	+++++	AVRG		0.000e+000		0.000e+000	<-
200 Sulfotepp	+++++ / +++++	+++++	+++++	+++++	+++++	+++++	AVRG		0.000e+000		0.000e+000	<-
10 N-Nitrosodimethylamine	0.63359 / 0.63212	0.63887	0.69188	0.66976	0.68272	0.66534	AVRG		0.65918		3.70219	
11 Ethyl methacrylate	+++++ / +++++	+++++	+++++	+++++	+++++	+++++	AVRG		0.000e+000		0.000e+000	<-
12 3-Chloropropionitrile	+++++ / +++++	+++++	+++++	+++++	+++++	+++++	AVRG		0.000e+000		0.000e+000	<-

TestAmerica Pittsburgh

INITIAL CALIBRATION DATA

Start Cal Date : 15-JUL-2008 20:17
End Cal Date : 15-JUL-2008 22:13
Quant Method : ISTD
Origin : Included
Target Version : 4.14
Integrator : HP RTE
Method file : \\PITSVR06\D\chem\71.i\s071508a.b\11b.m
Last Edit : 16-Jul-2008 13:03 bachas

Compound	0.4000000 Level 1	2.0000 Level 2	4.0000 Level 3	10.0000 Level 4	20.0000 Level 5	40.0000 Level 6	Curve	Coefficients b	m1	m2	%RSD or R^2	
	80.0000 Level 7											
13 Malononitrile	+++++	+++++	+++++	+++++	+++++	+++++						
	+++++						AVRG		0.000e+000		0.000e+000	<-
14 2-Picoline	+++++	+++++	+++++	+++++	+++++	+++++						
	+++++						AVRG		0.000e+000		0.000e+000	<-
15 N-Nitrosomethylethylamine	+++++	+++++	+++++	+++++	+++++	+++++						
	+++++						AVRG		0.000e+000		0.000e+000	<-
16 Methyl methanesulfonate	0.92138	0.84131	0.78602	0.81812	0.80213	0.76530						
	0.71677						AVRG		0.80729		7.95207	
18 1,3-Dichloro-2-propanol	+++++	+++++	+++++	+++++	+++++	+++++						
	+++++						AVRG		0.000e+000		0.000e+000	<-
19 N-Nitrosodiethylamine	+++++	+++++	+++++	+++++	+++++	+++++						
	+++++						AVRG		0.000e+000		0.000e+000	<-
21 Aniline	2.11961	2.09056	2.08282	2.19657	2.28860	2.22369						
	2.06008						AVRG		2.15171		3.97277	

TestAmerica Pittsburgh

INITIAL CALIBRATION DATA

Start Cal Date : 15-JUL-2008 20:17
End Cal Date : 15-JUL-2008 22:13
Quant Method : ISTD
Origin : Included
Target Version : 4.14
Integrator : HP RTE
Method file : \\PITSVR06\D\chem\71.i\s071508a.b\11b.m
Last Edit : 16-Jul-2008 13:03 bachas

Compound	0.4000000 Level 1 / 80.0000 Level 7	2.0000 Level 2	4.0000 Level 3	10.0000 Level 4	20.0000 Level 5	40.0000 Level 6	Curve	Coefficients b	m1	m2	%RSD or R^2	
206 Benzaldehyde	13838	70013	56926	365043	700361	1165812						
	1701261						QUAD	0.31942	0.09619	0.26775	0.99302	
22 Phenol	1.80413	1.77152	1.84662	1.88281	1.91092	1.87210						
	1.76202						AVRG		1.83573		3.13446	
23 bis(2-Chloroethyl)ether	1.44107	1.29650	1.33174	1.36275	1.39590	1.37415						
	1.33280						AVRG		1.36213		3.49633	
24 2-Chlorophenol	1.40181	1.39740	1.42784	1.42223	1.46368	1.45716						
	1.44234						AVRG		1.43035		1.79283	
25 Pentachloroethane	+++++	+++++	+++++	+++++	+++++	+++++						
	+++++						AVRG		0.000e+000		0.000e+000	<-
26 1,3-Dichlorobenzene	1.60680	1.55477	1.54467	1.57815	1.62137	1.64381						
	1.67735						AVRG		1.60385		2.99953	
27 1,4-Dichlorobenzene	1.49561	1.58239	1.57400	1.59369	1.63653	1.68485						
	1.70358						AVRG		1.61009		4.42631	

TestAmerica Pittsburgh

INITIAL CALIBRATION DATA

Start Cal Date : 15-JUL-2008 20:17
End Cal Date : 15-JUL-2008 22:13
Quant Method : ISTD
Origin : Included
Target Version : 4.14
Integrator : HP RTE
Method file : \\PITSVR06\D\chem\71.i\s071508a.b\11b.m
Last Edit : 16-Jul-2008 13:03 bachas

Compound	0.4000000 Level 1 / 80.0000 Level 7	2.0000 Level 2	4.0000 Level 3	10.0000 Level 4	20.0000 Level 5	40.0000 Level 6	Curve	Coefficients b	m1	m2	%RSD or R^2	
28 1,2-Dichlorobenzene	1.43859 / 1.57261	1.44983	1.47529	1.47242	1.55485	1.58219	AVRG		1.50654		4.05545	
29 Benzyl Alcohol	0.65226 / 0.87715	0.76912	0.78849	0.85857	0.94371	0.92876	AVRG		0.83115		12.30241	
30 2-Methylphenol	1.11785 / 1.23854	1.11292	1.14842	1.17761	1.24144	1.24361	AVRG		1.18291		4.94777	
31 2,2'-oxybis(1-Chloropropane)	1.21137 / 1.19115	1.14304	1.14917	1.17876	1.21745	1.20346	AVRG		1.18491		2.48695	
32 N-Nitroso-di-n-propylamine	0.79832 / 0.85157	0.78075	0.85329	0.89956	0.94989	0.92152	AVRG		0.86499		7.22840	
M 195 Cresols, total	+++++ / +++++	+++++	+++++	+++++	+++++	+++++	AVRG		0.000e+000		0.000e+000	<-
192 4-Methylphenol	1.07433 / 1.28876	1.13700	1.19479	1.24407	1.32039	1.33709	AVRG		1.22806		7.96353	

TestAmerica Pittsburgh

INITIAL CALIBRATION DATA

Start Cal Date : 15-JUL-2008 20:17
End Cal Date : 15-JUL-2008 22:13
Quant Method : ISTD
Origin : Included
Target Version : 4.14
Integrator : HP RTE
Method file : \\PITSVR06\D\chem\71.i\s071508a.b\11b.m
Last Edit : 16-Jul-2008 13:03 bachas

Compound	0.4000000 Level 1 / 80.0000 Level 7	2.0000 Level 2	4.0000 Level 3	10.0000 Level 4	20.0000 Level 5	40.0000 Level 6	Curve	Coefficients b	m1	m2	%RSD or R^2	
203 3&4-Methylphenol total	+++++ / +++++	+++++	+++++	+++++	+++++	+++++	AVRG		0.000e+000		0.000e+000	<-
193 3-Methylphenol	+++++ / +++++	+++++	+++++	+++++	+++++	+++++	AVRG		0.000e+000		0.000e+000	<-
34 Hexachloroethane	0.59084 / 0.64691	0.62735	0.62639	0.62378	0.65253	0.67270	AVRG		0.63436		4.10877	
35 Nitrobenzene	0.37096 / 0.45808	0.43080	0.45318	0.45565	0.47057	0.47718	AVRG		0.44520		8.05934	
36 N-Nitrosopyrrolidine	+++++ / +++++	+++++	+++++	+++++	+++++	+++++	AVRG		0.000e+000		0.000e+000	<-
37 Acetophenone	1.80945 / 1.93096	1.79992	1.88609	1.88667	1.97726	1.97988	AVRG		1.89575		3.83817	
39 o-Toluidine	+++++ / +++++	+++++	+++++	+++++	+++++	+++++	AVRG		0.000e+000		0.000e+000	<-

TestAmerica Pittsburgh

INITIAL CALIBRATION DATA

Start Cal Date : 15-JUL-2008 20:17
End Cal Date : 15-JUL-2008 22:13
Quant Method : ISTD
Origin : Included
Target Version : 4.14
Integrator : HP RTE
Method file : \\PITSVR06\D\chem\71.i\s071508a.b\11b.m
Last Edit : 16-Jul-2008 13:03 bachas

Compound	0.4000000 Level 1	2.0000 Level 2	4.0000 Level 3	10.0000 Level 4	20.0000 Level 5	40.0000 Level 6	Curve	Coefficients b	m1	m2	%RSD or R^2	
	80.0000 Level 7											
40 N-Nitrosopiperidine	+++++	+++++	+++++	+++++	+++++	+++++						
	+++++						AVRG		0.000e+000		0.000e+000	<-
41 Isophorone	0.57787	0.69286	0.74659	0.76444	0.78863	0.79964						
	0.77721						AVRG		0.73532		10.57822	
42 2-Nitrophenol	5737	38318	81766	224880	464719	946348						
	2105054						QUAD	0.05935	4.73881	-0.17829	0.99995	
43 2,4-Dimethylphenol	0.31023	0.35550	0.38534	0.39728	0.41634	0.43253						
	0.42510						AVRG		0.38890		11.18592	
44 bis(2-Chloroethoxy)methane	0.42238	0.42875	0.43654	0.45457	0.47199	0.48124						
	0.48508						AVRG		0.45436		5.66358	
45 O,O,O-Triethyl phosphorothioa	+++++	+++++	+++++	+++++	+++++	+++++						
	+++++						AVRG		0.000e+000		0.000e+000	<-
46 2,4-Toluenediamene	+++++	+++++	+++++	+++++	+++++	+++++						
	+++++						AVRG		0.000e+000		0.000e+000	<-

TestAmerica Pittsburgh

INITIAL CALIBRATION DATA

Start Cal Date : 15-JUL-2008 20:17
End Cal Date : 15-JUL-2008 22:13
Quant Method : ISTD
Origin : Included
Target Version : 4.14
Integrator : HP RTE
Method file : \\PITSVR06\D\chem\71.i\s071508a.b\11b.m
Last Edit : 16-Jul-2008 13:03 bachas

Compound	0.4000000 Level 1 / 80.0000 Level 7	2.0000 Level 2	4.0000 Level 3	10.0000 Level 4	20.0000 Level 5	40.0000 Level 6	Curve	Coefficients b	m1	m2	%RSD or R^2	
47 1,3,5-Trichlorobenzene	+++++ / +++++	+++++	+++++	+++++	+++++	+++++	AVRG		0.000e+000		0.000e+000	<-
48 2,4-Dichlorophenol	0.25408 / 0.37100	0.30092	0.30423	0.31246	0.33133	0.34781	AVRG		0.31741		11.83777	
49 Benzoic Acid	17490 / 2019155	58213	196910	453064	719043	938174	QUAD	0.23108	4.41496	0.00848	0.99968	
50 1,2,4-Trichlorobenzene	0.36051 / 0.46000	0.34779	0.36287	0.36761	0.38360	0.42261	AVRG		0.38643		10.46056	
51 Naphthalene	0.96084 / 0.89906	0.99373	1.03043	1.05481	1.10983	1.23348	AVRG		1.04031		10.44865	
52 4-Chloroaniline	0.41860 / 0.53311	0.39040	0.41723	0.43572	0.47583	0.50706	AVRG		0.45399		11.56346	
53 a,a-Dimethyl-phenethylamine	+++++ / +++++	+++++	+++++	+++++	+++++	+++++	AVRG		0.000e+000		0.000e+000	<-

TestAmerica Pittsburgh

INITIAL CALIBRATION DATA

Start Cal Date : 15-JUL-2008 20:17
End Cal Date : 15-JUL-2008 22:13
Quant Method : ISTD
Origin : Included
Target Version : 4.14
Integrator : HP RTE
Method file : \\PITSVR06\D\chem\71.i\s071508a.b\11b.m
Last Edit : 16-Jul-2008 13:03 bachas

Compound	0.4000000 Level 1	2.0000 Level 2	4.0000 Level 3	10.0000 Level 4	20.0000 Level 5	40.0000 Level 6	Curve	Coefficients b	m1	m2	%RSD or R^2	
	80.0000 Level 7											
54 2,6-Dichlorophenol	0.29076	0.29344	0.30483	0.32668	0.35020	0.37896						
	0.41007						AVRG		0.33642		13.53952	
55 Hexachloropropene	+++++	+++++	+++++	+++++	+++++	+++++						
	+++++						AVRG		0.000e+000		0.000e+000	<-
56 Hexachlorobutadiene	0.27647	0.24294	0.24190	0.25397	0.26506	0.28431						
	0.31206						AVRG		0.26810		9.37851	
208 Caprolactam	2786	13549	35224	93613	200947	386857						
	805430						QUAD	0.07487	10.74963	0.62794	0.99986	
57 1,2,3-Trichlorobenzene	+++++	+++++	+++++	+++++	+++++	+++++						
	+++++						AVRG		0.000e+000		0.000e+000	<-
58 N-Nitrosodi-n-butylamine	+++++	+++++	+++++	+++++	+++++	+++++						
	+++++						AVRG		0.000e+000		0.000e+000	<-
59 4-Chloro-3-Methylphenol	0.24581	0.25834	0.28927	0.30102	0.31034	0.31542						
	0.31957						AVRG		0.29140		9.90455	

TestAmerica Pittsburgh

INITIAL CALIBRATION DATA

Start Cal Date : 15-JUL-2008 20:17
End Cal Date : 15-JUL-2008 22:13
Quant Method : ISTD
Origin : Included
Target Version : 4.14
Integrator : HP RTE
Method file : \\PITSVR06\D\chem\71.i\s071508a.b\llb.m
Last Edit : 16-Jul-2008 13:03 bachas

Compound	0.4000000 Level 1 / 80.0000 Level 7	2.0000 Level 2	4.0000 Level 3	10.0000 Level 4	20.0000 Level 5	40.0000 Level 6	Curve	Coefficients b	Coefficients m1	Coefficients m2	%RSD or R^2	
60 p-Phenylene diamine	+++++ / +++++	+++++	+++++	+++++	+++++	+++++	AVRG		0.000e+000		0.000e+000	<-
61 Safrole	+++++ / +++++	+++++	+++++	+++++	+++++	+++++	AVRG		0.000e+000		0.000e+000	<-
62 2-Methylnaphthalene	0.60099 / 0.77131	0.57963	0.58605	0.63859	0.68127	0.74222	AVRG		0.65715		11.69097	
63 1-Methylnaphthalene	0.54319 / 0.76674	0.55795	0.58631	0.60987	0.66166	0.72461	AVRG		0.63576		13.38689	
64 Hexachlorocyclopentadiene	7823 / 3168711	42863	98484	272060	595755	1306780	QUAD	0.12780	1.65320	-0.05398	0.99923	
65 1,2,4,5-Tetrachlorobenzene	+++++ / +++++	+++++	+++++	+++++	+++++	+++++	AVRG		0.000e+000		0.000e+000	<-
66 2,4,6-Trichlorophenol	8489 / 2480742	40820	94995	236996	515992	1007373	QUAD	0.04431	2.13139	-0.08877	0.99995	

TestAmerica Pittsburgh

INITIAL CALIBRATION DATA

Start Cal Date : 15-JUL-2008 20:17
End Cal Date : 15-JUL-2008 22:13
Quant Method : ISTD
Origin : Included
Target Version : 4.14
Integrator : HP RTE
Method file : \\PITSVR06\D\chem\71.i\s071508a.b\11b.m
Last Edit : 16-Jul-2008 13:03 bachas

Compound	0.4000000 Level 1 / 80.0000 Level 7	2.0000 Level 2	4.0000 Level 3	10.0000 Level 4	20.0000 Level 5	40.0000 Level 6	Curve	Coefficients b	m1	m2	%RSD or R^2	
67 2,4,5-Trichlorophenol	0.41496 / 0.62390	0.45317	0.44577	0.50314	0.49202	0.56363	AVRG		0.49951		14.58289	
209 1,1'-Biphenyl	1.53011 / 1.94582	1.55255	1.50645	1.69220	1.84172	2.21250	AVRG		1.75448		14.90876	
68 1,2,3,5-Tetrachlorobenzene	+++++ / +++++	+++++	+++++	+++++	+++++	+++++	AVRG		0.000e+000		0.000e+000	<-
69 1,4-Dinitrobenzene	+++++ / +++++	+++++	+++++	+++++	+++++	+++++	AVRG		0.000e+000		0.000e+000	<-
70 2-Chloronaphthalene	25825 / 7109827	122525	258678	673096	1488353	3157915	QUAD	0.10871	0.66639	-0.00680	0.99928	
71 Isosafrole 1	+++++ / +++++	+++++	+++++	+++++	+++++	+++++	AVRG		0.000e+000		0.000e+000	<-
M 188 Isosafrole, Total	+++++ / +++++	+++++	+++++	+++++	+++++	+++++	AVRG		0.000e+000		0.000e+000	<-

TestAmerica Pittsburgh

INITIAL CALIBRATION DATA

Start Cal Date : 15-JUL-2008 20:17
End Cal Date : 15-JUL-2008 22:13
Quant Method : ISTD
Origin : Included
Target Version : 4.14
Integrator : HP RTE
Method file : \\PITSVR06\D\chem\71.i\s071508a.b\llb.m
Last Edit : 16-Jul-2008 13:03 bachas

Compound	0.4000000 Level 1	2.0000 Level 2	4.0000 Level 3	10.0000 Level 4	20.0000 Level 5	40.0000 Level 6	80.0000 Level 7	Curve	Coefficients b	Coefficients m1	Coefficients m2	%RSD or R^2	
72 Isosafrole 2	+++++	+++++	+++++	+++++	+++++	+++++	+++++	AVRG		0.000e+000		0.000e+000	<-
73 2-Nitroaniline	4336	31731	74919	210600	440740	819669	1698189	QUAD	0.07016	2.35746	-0.01687	0.99996	
74 1,2,3,4-Tetrachlorobenzene	+++++	+++++	+++++	+++++	+++++	+++++	+++++	AVRG		0.000e+000		0.000e+000	<-
75 1,4-Naphthoquinone	+++++	+++++	+++++	+++++	+++++	+++++	+++++	AVRG		0.000e+000		0.000e+000	<-
76 Dimethylphthalate	1.16242	1.22491	1.27659	1.32535	1.40571	1.51672	1.64202	AVRG		1.36482		12.38636	
77 m-Dinitrobenzene	+++++	+++++	+++++	+++++	+++++	+++++	+++++	AVRG		0.000e+000		0.000e+000	<-
78 2,6-Dinitrotoluene	3702	21061	50734	144261	303559	586813	1230748	QUAD	0.08662	3.35961	-0.06827	0.99986	

TestAmerica Pittsburgh

INITIAL CALIBRATION DATA

Start Cal Date : 15-JUL-2008 20:17
End Cal Date : 15-JUL-2008 22:13
Quant Method : ISTD
Origin : Included
Target Version : 4.14
Integrator : HP RTE
Method file : \\PITSVR06\D\chem\71.i\s071508a.b\11b.m
Last Edit : 16-Jul-2008 13:03 bachas

Compound	0.4000000 Level 1	2.0000 Level 2	4.0000 Level 3	10.0000 Level 4	20.0000 Level 5	40.0000 Level 6	Curve	Coefficients b	m1	m2	%RSD or R^2	
	80.0000 Level 7											
79 Acenaphthylene	1.51145	1.65553	1.72663	1.87558	1.98740	2.34445						
	2.07667						AVRG		1.88253		14.95622	
80 1,2-Dinitrobenzene	+++++	+++++	+++++	+++++	+++++	+++++						
	+++++						AVRG		0.000e+000		0.000e+000	<-
81 3-Nitroaniline	3859	22086	52156	141421	300624	576070						
	1233721						QUAD	0.07145	3.47137	-0.10409	0.99992	
82 Acenaphthene	23608	116817	234279	629281	1309008	2761919						
	6445678						QUAD	0.07853	0.77538	-0.01059	0.99954	
83 2,4-Dinitrophenol	8539	21930	77189	174586	293485	355428						
	815757						QUAD	0.21791	5.53914	-0.40976	0.99960	
84 Pentachlorobenzene	+++++	+++++	+++++	+++++	+++++	+++++						
	+++++						AVRG		0.000e+000		0.000e+000	<-
85 4-Nitrophenol	18123	51136	166528	331113	491068	586655						
	1146583						QUAD	0.12124	2.98980	0.12890	0.99998	

TestAmerica Pittsburgh

INITIAL CALIBRATION DATA

Start Cal Date : 15-JUL-2008 20:17
End Cal Date : 15-JUL-2008 22:13
Quant Method : ISTD
Origin : Included
Target Version : 4.14
Integrator : HP RTE
Method file : \\PITSVR06\D\chem\71.i\s071508a.b\11b.m
Last Edit : 16-Jul-2008 13:03 bachas

Compound	0.4000000 Level 1 / 80.0000 Level 7	2.0000 Level 2	4.0000 Level 3	10.0000 Level 4	20.0000 Level 5	40.0000 Level 6	Curve	Coefficients b	Coefficients m1	Coefficients m2	%RSD or R^2	
86 Dibenzofuran	1.58211 / 2.12521	1.57542	1.58920	1.69831	1.79479	2.05465	AVRG		1.77424		12.98931	
87 2,4-Dinitrotoluene	5163 / 1827509	31401	72278	187810	389513	762133	QUAD	0.03937	2.79465	-0.14226	0.99999	
88 2,3,4,6-Tetrachlorophenol	7013 / 1848620	32450	73281	191841	395243	783461	QUAD	0.04275	2.71457	-0.12911	0.99994	
89 1-Naphthylamine	+++++ / +++++	+++++	+++++	+++++	+++++	+++++	AVRG		0.000e+000		0.000e+000	<-
90 Zinophos	+++++ / +++++	+++++	+++++	+++++	+++++	+++++	AVRG		0.000e+000		0.000e+000	<-
91 2,3,5,6-Tetrachlorophenol	5596 / 2027761	32733	72063	187650	399032	799415	QUAD	0.05106	2.71852	-0.15456	0.99995	
92 2-Naphthylamine	0.82758 / 0.71043	0.87358	0.78594	0.85740	0.80640	0.77226	AVRG		0.80480		6.86935	

TestAmerica Pittsburgh

INITIAL CALIBRATION DATA

Start Cal Date : 15-JUL-2008 20:17
End Cal Date : 15-JUL-2008 22:13
Quant Method : ISTD
Origin : Included
Target Version : 4.14
Integrator : HP RTE
Method file : \\PITSVR06\D\chem\71.i\s071508a.b\11b.m
Last Edit : 16-Jul-2008 13:03 bachas

Compound	0.4000000 Level 1	2.0000 Level 2	4.0000 Level 3	10.0000 Level 4	20.0000 Level 5	40.0000 Level 6	Curve	Coefficients b	m1	m2	%RSD or R^2	
	80.0000 Level 7											
93 Diethylphthalate	1.19680	1.25426	1.33283	1.36674	1.42674	1.49859						
	1.60988						AVRG		1.38369		10.25329	
94 Fluorene	23761	123735	268421	731546	1652275	3674787						
	7420582						QUAD	0.17435	0.53895	-0.00125	0.99798	
95 4-Chlorophenyl-phenylether	13993	65677	143573	401770	903976	2014145						
	4786551						QUAD	0.14574	1.06671	-0.02154	0.99890	
96 4-Nitroaniline	3937	23108	56146	155226	345268	691617						
	1375324						QUAD	0.13422	2.75701	0.01107	0.99930	
97 5-Nitro-o-toluidine	+++++	+++++	+++++	+++++	+++++	+++++						
	+++++						AVRG		0.000e+000		0.000e+000	<-
98 4,6-Dinitro-2-methylphenol	14575	33427	107400	229644	352254	414196						
	921174						QUAD	0.10322	7.19019	-0.62090	0.99975	
99 N-Nitrosodiphenylamine (1)	18591	88507	184363	473419	1000169	1974444						
	4622453						QUAD	0.04512	1.64304	-0.05018	0.99991	

TestAmerica Pittsburgh

INITIAL CALIBRATION DATA

Start Cal Date : 15-JUL-2008 20:17
End Cal Date : 15-JUL-2008 22:13
Quant Method : ISTD
Origin : Included
Target Version : 4.14
Integrator : HP RTE
Method file : \\PITSVR06\D\chem\71.i\s071508a.b\11b.m
Last Edit : 16-Jul-2008 13:03 bachas

Compound	0.4000000 Level 1	2.0000 Level 2	4.0000 Level 3	10.0000 Level 4	20.0000 Level 5	40.0000 Level 6	Curve	Coefficients b	m1	m2	%RSD or R^2	
	80.0000 Level 7											
100 1,2-Diphenylhydrazine	0.88059	1.01638	1.05854	1.11113	1.11870	1.20120						
	1.16242						AVRG		1.07842		9.88643	
101 Diphenylamine	+++++	+++++	+++++	+++++	+++++	+++++						
	+++++						AVRG		0.000e+000		0.000e+000	<-
202 N-Nitroso&Diphenylamine	+++++	+++++	+++++	+++++	+++++	+++++						
	+++++						AVRG		0.000e+000		0.000e+000	<-
102 Tetraethyl dithiopyrophosphat	+++++	+++++	+++++	+++++	+++++	+++++						
	+++++						AVRG		0.000e+000		0.000e+000	<-
103 Diallate 1	+++++	+++++	+++++	+++++	+++++	+++++						
	+++++						AVRG		0.000e+000		0.000e+000	<-
M 189 Diallate, Total	+++++	+++++	+++++	+++++	+++++	+++++						
	+++++						AVRG		0.000e+000		0.000e+000	<-
104 Phorate	+++++	+++++	+++++	+++++	+++++	+++++						
	+++++						AVRG		0.000e+000		0.000e+000	<-

TestAmerica Pittsburgh

INITIAL CALIBRATION DATA

Start Cal Date : 15-JUL-2008 20:17
End Cal Date : 15-JUL-2008 22:13
Quant Method : ISTD
Origin : Included
Target Version : 4.14
Integrator : HP RTE
Method file : \\PITSVR06\D\chem\71.i\s071508a.b\11b.m
Last Edit : 16-Jul-2008 13:03 bachas

Compound	0.4000000 Level 1	2.0000 Level 2	4.0000 Level 3	10.0000 Level 4	20.0000 Level 5	40.0000 Level 6	Curve	Coefficients b	m1	m2	%RSD or R^2	
	80.0000 Level 7											
105 1,3,5-Trinitrobenzene	+++++	+++++	+++++	+++++	+++++	+++++						
	+++++						AVRG		0.000e+000		0.000e+000	<-
106 4-Bromophenyl-phenylether	6811	32808	68063	176939	364265	758649						
	1879400						QUAD	0.05904	4.38257	-0.40987	0.99969	
107 Hexachlorobenzene	6801	32222	67256	169054	367938	730616						
	1901939						QUAD	0.04411	4.55994	-0.46787	0.99992	
210 Atrazine	5140	30284	59728	174667	363264	673877						
	1357189						QUAD	0.06605	4.35300	-0.05797	0.99992	
108 Phenacetin	+++++	+++++	+++++	+++++	+++++	+++++						
	+++++						AVRG		0.000e+000		0.000e+000	<-
109 Diallate 2	+++++	+++++	+++++	+++++	+++++	+++++						
	+++++						AVRG		0.000e+000		0.000e+000	<-
110 Dimethoate	+++++	+++++	+++++	+++++	+++++	+++++						
	+++++						AVRG		0.000e+000		0.000e+000	<-

TestAmerica Pittsburgh

INITIAL CALIBRATION DATA

Start Cal Date : 15-JUL-2008 20:17
End Cal Date : 15-JUL-2008 22:13
Quant Method : ISTD
Origin : Included
Target Version : 4.14
Integrator : HP RTE
Method file : \\PITSVR06\D\chem\71.i\s071508a.b\11b.m
Last Edit : 16-Jul-2008 13:03 bachas

Compound	0.4000000 Level 1	2.0000 Level 2	4.0000 Level 3	10.0000 Level 4	20.0000 Level 5	40.0000 Level 6	Curve	Coefficients b	m1	m2	%RSD or R^2	
	80.0000 Level 7											
111 Pentachlorophenol	19505	36718	116989	234526	378854	472535						
	1178876						QUAD	0.09627	6.87121	-0.99260	0.99993	
112 Pentachloronitrobenzene	+++++	+++++	+++++	+++++	+++++	+++++						
	+++++						AVRG		0.000e+000		0.000e+000	<-
113 4-Aminobiphenyl	+++++	+++++	+++++	+++++	+++++	+++++						
	+++++						AVRG		0.000e+000		0.000e+000	<-
114 Pronamide	+++++	+++++	+++++	+++++	+++++	+++++						
	+++++						AVRG		0.000e+000		0.000e+000	<-
115 Phenanthrene	1.00202	0.94993	0.97853	1.01270	1.08308	1.20500						
	1.31848						AVRG		1.07853		12.57221	
116 Anthracene	28817	156275	329214	850719	1770495	3615398						
	7271875						QUAD	0.09332	0.83715	-0.00426	0.99928	
117 Dinoseb	+++++	+++++	+++++	+++++	+++++	+++++						
	+++++						AVRG		0.000e+000		0.000e+000	<-

TestAmerica Pittsburgh

INITIAL CALIBRATION DATA

Start Cal Date : 15-JUL-2008 20:17
End Cal Date : 15-JUL-2008 22:13
Quant Method : ISTD
Origin : Included
Target Version : 4.14
Integrator : HP RTE
Method file : \\PITSVR06\D\chem\71.i\s071508a.b\11b.m
Last Edit : 16-Jul-2008 13:03 bachas

Compound	0.4000000 Level 1	2.0000 Level 2	4.0000 Level 3	10.0000 Level 4	20.0000 Level 5	40.0000 Level 6	Curve	Coefficients b	m1	m2	%RSD or R^2	
	80.0000 Level 7											
118 Disulfoton	+++++	+++++	+++++	+++++	+++++	+++++						
	+++++						AVRG		0.000e+000		0.000e+000	<-
119 Carbazole	26372	134628	286900	724664	1494823	2926160						
	6945418						QUAD	0.02785	1.11399	-0.02379	0.99996	
120 Di-n-Butylphthalate	27415	165005	371703	1000325	2091893	3997001						
	7746930						QUAD	0.08827	0.71866	0.00130	0.99970	
121 4-Nitroquinoline 1-oxide	+++++	+++++	+++++	+++++	+++++	+++++						
	+++++						AVRG		0.000e+000		0.000e+000	<-
122 Methapyrilene	+++++	+++++	+++++	+++++	+++++	+++++						
	+++++						AVRG		0.000e+000		0.000e+000	<-
123 Fluoranthene	26941	143224	308124	788177	1720580	3303934						
	7419795						QUAD	0.05449	0.95799	-0.01443	0.99992	
124 Benzidine	6061	36219	62745	221055	527331	950595						
	1996601						QUAD	0.22661	1.13853	0.54287	0.99715	

TestAmerica Pittsburgh

INITIAL CALIBRATION DATA

Start Cal Date : 15-JUL-2008 20:17
End Cal Date : 15-JUL-2008 22:13
Quant Method : ISTD
Origin : Included
Target Version : 4.14
Integrator : HP RTE
Method file : \\PITSVR06\D\chem\71.i\s071508a.b\11b.m
Last Edit : 16-Jul-2008 13:03 bachas

Compound	0.4000000 Level 1	2.0000 Level 2	4.0000 Level 3	10.0000 Level 4	20.0000 Level 5	40.0000 Level 6	Curve	Coefficients b	Coefficients m1	Coefficients m2	%RSD or R^2	
	80.0000 Level 7											
125 Pyrene	1.29845	1.48017	1.58059	1.57174	1.54209	1.49335						
	1.21543						AVRG		1.45454		9.76278	
126 Aramite 1	+++++	+++++	+++++	+++++	+++++	+++++						
	+++++						AVRG		0.000e+000		0.000e+000	<-
M 191 Aramite, Total	+++++	+++++	+++++	+++++	+++++	+++++						
	+++++						AVRG		0.000e+000		0.000e+000	<-
127 Aramite 2	+++++	+++++	+++++	+++++	+++++	+++++						
	+++++						AVRG		0.000e+000		0.000e+000	<-
128 p-Dimethylamino azobenzene	+++++	+++++	+++++	+++++	+++++	+++++						
	+++++						AVRG		0.000e+000		0.000e+000	<-
129 p-Chlorobenzilate	+++++	+++++	+++++	+++++	+++++	+++++						
	+++++						AVRG		0.000e+000		0.000e+000	<-
130 Famphur	+++++	+++++	+++++	+++++	+++++	+++++						
	+++++						QUAD	0.000e+000	0.000e+000	0.000e+000	0.000e+000	<-

TestAmerica Pittsburgh

INITIAL CALIBRATION DATA

Start Cal Date : 15-JUL-2008 20:17
End Cal Date : 15-JUL-2008 22:13
Quant Method : ISTD
Origin : Included
Target Version : 4.14
Integrator : HP RTE
Method file : \\PITSVR06\D\chem\71.i\s071508a.b\11b.m
Last Edit : 16-Jul-2008 13:03 bachas

Compound	0.4000000 Level 1	2.0000 Level 2	4.0000 Level 3	10.0000 Level 4	20.0000 Level 5	40.0000 Level 6	Curve	Coefficients b	m1	m2	%RSD or R^2	
	80.0000 Level 7											
131 Butylbenzylphthalate	8251	55119	134279	354483	791942	1452778						
	3344827						QUAD	0.11635	1.06549	0.12960	0.99956	
132 3,3'-Dimethylbenzidine	+++++	+++++	+++++	+++++	+++++	+++++						
	+++++						AVRG		0.000e+000		0.000e+000	<-
133 3,3'-Dimethoxybenzidine	+++++	+++++	+++++	+++++	+++++	+++++						
	+++++						AVRG		0.000e+000		0.000e+000	<-
134 2-Acetylaminofluorene	+++++	+++++	+++++	+++++	+++++	+++++						
	+++++						AVRG		0.000e+000		0.000e+000	<-
135 3,3'-Dichlorobenzidine	4728	31441	70296	194581	428603	845362						
	2147393						QUAD	0.07910	2.30203	0.13777	0.99985	
136 Benzo(a)Anthracene	1.13248	1.19548	1.24540	1.29017	1.28512	1.32284						
	1.28070						AVRG		1.25031		5.25448	
137 Chrysene	1.14259	1.16789	1.22930	1.16138	1.16181	1.07053						
	0.97727						AVRG		1.13011		7.25333	

TestAmerica Pittsburgh

INITIAL CALIBRATION DATA

Start Cal Date : 15-JUL-2008 20:17
End Cal Date : 15-JUL-2008 22:13
Quant Method : ISTD
Origin : Included
Target Version : 4.14
Integrator : HP RTE
Method file : \\PITSVR06\D\chem\71.i\s071508a.b\11b.m
Last Edit : 16-Jul-2008 13:03 bachas

Compound	0.4000000 Level 1	2.0000 Level 2	4.0000 Level 3	10.0000 Level 4	20.0000 Level 5	40.0000 Level 6	Curve	Coefficients b	m1	m2	%RSD or R^2	
	80.0000 Level 7											
138 4,4'-Methylene bis(o-chloroan	+++++	+++++	+++++	+++++	+++++	+++++						
	+++++						AVRG		0.000e+000		0.000e+000	<-
139 bis(2-ethylhexyl)Phthalate	12661	72701	184864	515069	1193981	2290571						
	5961898						QUAD	0.08436	0.85944	0.01485	0.99990	
140 Di-n-octylphthalate	+++++	80925	222732	650334	1522953	2832816						
	6355327						QUAD	0.16234	0.44579	-0.00120	0.99990	
141 Benzo(b)fluoranthene	21138	107938	221983	582776	1195967	2277593						
	6644581						QUAD	0.00452	0.63670	-0.00937	0.99991	
204 6-Methylchrysene	+++++	+++++	+++++	+++++	+++++	+++++						
	+++++						QUAD	0.000e+000	0.000e+000	0.000e+000	0.000e+000	<-
142 Benzo(k)fluoranthene	1.47346	1.60482	1.69542	1.58751	1.74786	1.77320						
	1.88398						AVRG		1.68089		8.12802	
143 7,12-dimethylbenz[a]anthracen	7485	41992	98419	242385	497179	981647						
	2619946						QUAD	0.03036	1.46090	-0.04473	0.99998	

TestAmerica Pittsburgh

INITIAL CALIBRATION DATA

Start Cal Date : 15-JUL-2008 20:17
End Cal Date : 15-JUL-2008 22:13
Quant Method : ISTD
Origin : Included
Target Version : 4.14
Integrator : HP RTE
Method file : \\PITSVR06\D\chem\71.i\s071508a.b\llb.m
Last Edit : 16-Jul-2008 13:03 bachas

Compound	0.4000000 Level 1	2.0000 Level 2	4.0000 Level 3	10.0000 Level 4	20.0000 Level 5	40.0000 Level 6	Curve	Coefficients b	m1	m2	%RSD or R^2	
	80.0000 Level 7											
144 Hexachlorophene	+++++	+++++	+++++	+++++	+++++	+++++						
	+++++						AVRG		0.000e+000		0.000e+000	<-
145 Hexachlorophene product	+++++	+++++	+++++	+++++	+++++	+++++						
	+++++						AVRG		0.000e+000		0.000e+000	<-
146 Benzo(a)pyrene	14315	85096	175257	432593	939755	1757309						
	4110845						QUAD	0.04011	0.76821	-0.00752	0.99996	
148 3-Methylcholanthrene	+++++	+++++	+++++	+++++	+++++	+++++						
	+++++						AVRG		0.000e+000		0.000e+000	<-
149 Indeno(1,2,3-cd)pyrene	14486	84969	196901	474362	1035103	2021158						
	4998050						QUAD	0.05589	0.68993	-0.00828	0.99995	
150 Dibenz(a,h)anthracene	12525	74681	164616	418707	904359	1708634						
	4372799						QUAD	0.03703	0.81910	-0.01261	0.99995	
151 Benzo(g,h,i)perylene	11958	73872	163102	395228	849224	1646582						
	3840122						QUAD	0.05573	0.82578	-0.00896	0.99993	

TestAmerica Pittsburgh

INITIAL CALIBRATION DATA

Start Cal Date : 15-JUL-2008 20:17
End Cal Date : 15-JUL-2008 22:13
Quant Method : ISTD
Origin : Included
Target Version : 4.14
Integrator : HP RTE
Method file : \\PITSVR06\D\chem\71.i\s071508a.b\11b.m
Last Edit : 16-Jul-2008 13:03 bachas

Compound	0.4000000 Level 1	2.0000 Level 2	4.0000 Level 3	10.0000 Level 4	20.0000 Level 5	40.0000 Level 6	Curve	Coefficients b	m1	m2	%RSD or R^2	
	80.0000 Level 7											
225 p-Chlorophenylmethylsulfoxide	+++++	+++++	+++++	+++++	+++++	+++++						
	+++++						AVRG		0.000e+000		0.000e+000	<-
$ 154 Nitrobenzene-d5	0.31928	0.38973	0.41036	0.43422	0.44940	0.46764						
	0.45295						AVRG		0.41765		12.18453	
$ 155 2-Fluorobiphenyl	1.39721	1.40428	1.40474	1.52690	1.59186	1.90816						
	1.87689						AVRG		1.58715		13.93363	
$ 156 Terphenyl-d14	0.86121	0.92459	0.99249	1.01682	1.01491	0.99228						
	0.93207						AVRG		0.96205		6.01696	
$ 157 Phenol-d5	1.49035	1.53879	1.56575	1.64550	1.69286	1.67118						
	1.59064						AVRG		1.59929		4.62209	
$ 158 2-Fluorophenol	1.27307	1.32328	1.33228	1.36116	1.39258	1.36792						
	1.34836						AVRG		1.34267		2.85725	

TestAmerica Pittsburgh

INITIAL CALIBRATION DATA

Start Cal Date : 15-JUL-2008 20:17
End Cal Date : 15-JUL-2008 22:13
Quant Method : ISTD
Origin : Included
Target Version : 4.14
Integrator : HP RTE
Method file : \\PITSVR06\D\chem\71.i\s071508a.b\11b.m
Last Edit : 16-Jul-2008 13:03 bachas

Compound	0.4000000 Level 1	2.0000 Level 2	4.0000 Level 3	10.0000 Level 4	20.0000 Level 5	40.0000 Level 6	Curve	Coefficients b	m1	m2	%RSD or R^2
	80.0000 Level 7										
$ 159 2,4,6-Tribromophenol	2522	12887	27424	73537	154862	318881					
	780259						QUAD	0.07157	10.33600	-2.22182	0.99975
$ 186 2-Chlorophenol-d4	1.32264	1.36760	1.41013	1.43615	1.48408	1.52028					
	1.48715						AVRG		1.43258		4.94808
$ 187 1,2-Dichlorobenzene-d4	0.99182	0.98552	0.98581	1.00959	1.05706	1.07935					
	1.04349						AVRG		1.02180		3.72355

TestAmerica Pittsburgh

INITIAL CALIBRATION DATA

Start Cal Date : 15-JUL-2008 20:17
End Cal Date : 15-JUL-2008 22:13
Quant Method : ISTD
Origin : Included
Target Version : 4.14
Integrator : HP RTE
Method file : \\PITSVR06\D\chem\71.i\s071508a.b\llb.m
Last Edit : 16-Jul-2008 13:03 bachas

Curve	Formula	Units
Averaged	Amt = Rsp/m1	Response
Quad	Amt = b + m1*Rsp + m2*Rsp^2	Response

FORM 5
SEMIVOLATILE ORGANIC INSTRUMENT PERFORMANCE CHECK
DECAFLUOROTRIPHENYLPHOSPHINE (DFTPP)

Lab Name: TESTAMERICA PITTSBURGH Contract:

Lab Code: TA Case No.: SAS No.: SDG No.: C8H010190

Lab File ID: S0805DF1 DFTPP Injection Date: 08/05/08

Instrument ID: 71 DFTPP Injection Time: 1119

m/e	ION ABUNDANCE CRITERIA	% RELATIVE ABUNDANCE
51	30.0 - 60.0% of mass 198	40.8
68	Less than 2.0% of mass 69	0.3 (0.6)1
69	Mass 69 relative abundance	52.0
70	Less than 2.0% of mass 69	0.4 (0.7)1
127	40.0 - 60.0% of mass 198	57.4
197	Less than 1.0% of mass 198	0.0
198	Base Peak, 100% relative abundance	100.0
199	5.0 to 9.0% of mass 198	6.5
275	10.0 - 30.0% of mass 198	23.7
365	Greater than 1.0% of mass 198	4.95
441	Present, but less than mass 443	8.9
442	40.0 - 100.0% of mass 198	44.8
443	17.0 - 23.0% of mass 442	9.7 (21.6)2

1-Value is % mass 69 2-Value is % mass 442

THIS CHECK APPLIES TO THE FOLLOWING SAMPLES, MS, MSD, BLANKS, AND STANDARDS:

	EPA SAMPLE NO.	LAB SAMPLE ID	LAB FILE ID	DATE ANALYZED	TIME ANALYZED
01	SSTD4.0	SSTD4.0	S0805CCC	08/05/08	1132
02	INTRA-LAB BL	KTJ7K1AA	S0805001	08/05/08	1152
03	INTRA-LAB CH	KTJ7K1AC	S0805002	08/05/08	1211
04	FMC-III-SED-	KTHHN1AD	S0805003	08/05/08	1231
05	FMC-III-SED-	KTHHN1AF	S0805004	08/05/08	1250
06	FMC-III-SED-	KTHHN1AG	S0805005	08/05/08	1309
07	FMC-III-SED-	KTHG21AD	S0805006	08/05/08	1329
08	FMC-III-SED-	KTHG41AD	S0805007	08/05/08	1348
09	FMC-III-SED-	KTHG51AD	S0805008	08/05/08	1408
10	FMC-III-SED-	KTHG61AD	S0805009	08/05/08	1427
11	FMC-III-SED-	KTHG81AD	S0805010	08/05/08	1447
12	FMC-III-SED-	KTHHA1AD	S0805011	08/05/08	1506
13	FMC-III-SED-	KTHHE1AD	S0805012	08/05/08	1526
14	FMC-III-SED-	KTHHG1AD	S0805013	08/05/08	1545
15	FMC-III-SED-	KTHHJ1AD	S0805014	08/05/08	1605
16	FMC-III-SED-	KTHHK1AD	S0805015	08/05/08	1624
17	FMC-III-SED-	KTHHL1AD	S0805016	08/05/08	1643
18	FMC-III-SED-	KTHHM1AD	S0805017	08/05/08	1703
19	FMC-III-SED-	KTHHP1AD	S0805018	08/05/08	1722
20	FMC-III-SED-	KTHHQ1AD	S0805019	08/05/08	1742
21	FMC-III-SED-	KTHHR1AD	S0805020	08/05/08	1801
22	FMC-III-SED-	KTHHV1AD	S0805021	08/05/08	1821

FORM 5
SEMIVOLATILE ORGANIC INSTRUMENT PERFORMANCE CHECK
DECAFLUOROTRIPHENYLPHOSPHINE (DFTPP)

Lab Name: TESTAMERICA PITTSBURGH Contract:

Lab Code: TA Case No.: SAS No.: SDG No.: C8H010190

Lab File ID: S0805DF1 DFTPP Injection Date: 08/05/08

Instrument ID: 71 DFTPP Injection Time: 1119

m/e	ION ABUNDANCE CRITERIA	% RELATIVE ABUNDANCE
51	30.0 - 60.0% of mass 198	40.8
68	Less than 2.0% of mass 69	0.3 (0.6)1
69	Mass 69 relative abundance	52.0
70	Less than 2.0% of mass 69	0.4 (0.7)1
127	40.0 - 60.0% of mass 198	57.4
197	Less than 1.0% of mass 198	0.0
198	Base Peak, 100% relative abundance	100.0
199	5.0 to 9.0% of mass 198	6.5
275	10.0 - 30.0% of mass 198	23.7
365	Greater than 1.0% of mass 198	4.95
441	Present, but less than mass 443	8.9
442	40.0 - 100.0% of mass 198	44.8
443	17.0 - 23.0% of mass 442	9.7 (21.6)2

1-Value is % mass 69 2-Value is % mass 442

THIS CHECK APPLIES TO THE FOLLOWING SAMPLES, MS, MSD, BLANKS, AND STANDARDS:

	EPA SAMPLE NO.	LAB SAMPLE ID	LAB FILE ID	DATE ANALYZED	TIME ANALYZED
01	FMC-III-SED-	KTHHW1AD	S0805022	08/05/08	1840
02	FMC-III-SED-	KTHH01AD	S0805023	08/05/08	1859
03	FMC-III-SED-	KTHH21AD	S0805024	08/05/08	1918
04					
05					
06					
07					
08					
09					
10					
11					
12					
13					
14					
15					
16					
17					
18					
19					
20					
21					
22					

TestAmerica Pittsburgh

CONTINUING CALIBRATION COMPOUNDS

Instrument ID: 71.i Injection Date: 05-AUG-2008 11:32
Lab File ID: S0805CCC.D Init. Cal. Date(s): 15-JUL-2008 16-JUL-2008
Analysis Type: Init. Cal. Times: 15:41 18:36
Lab Sample ID: sstd4.0 Quant Type: ISTD
Method: \\PITSVR06\D\chem\71.i\s080508.b\llb.m

COMPOUND	RRF / AMOUNT	RF4	CCAL RRF4	MIN RRF	%D / %DRIFT	MAX %D / %DRIFT	CURVE TYPE	
198 1,4-Dioxane	0.49712	0.47803	0.47803	0.010	3.83965	25.00000	Averaged	
10 N-Nitrosodimethylamine	0.65918	0.58834	0.58834	0.010	10.74757	25.00000	Averaged	
9 Pyridine	1.33691	1.05884	1.05884	0.010	20.79930	25.00000	Averaged	
16 Methyl methanesulfonate	0.80729	0.67992	0.67992	0.010	15.77694	25.00000	Averaged	
206 Benzaldehyde	4.00000	2.99007	0.61074	0.010	25.24818	25.00000	Quadratic	<-
21 Aniline	2.15171	1.95888	1.95888	0.010	8.96142	25.00000	Averaged	
22 Phenol	1.83573	1.73907	1.73907	0.010	5.26557	20.00000	Averaged	
23 bis(2-Chloroethyl)ether	1.36213	1.32296	1.32296	0.010	2.87599	25.00000	Averaged	
24 2-Chlorophenol	1.43035	1.41363	1.41363	0.010	1.16915	25.00000	Averaged	
26 1,3-Dichlorobenzene	1.60385	1.54059	1.54059	0.010	3.94385	25.00000	Averaged	
27 1,4-Dichlorobenzene	1.61009	1.57977	1.57977	0.010	1.88325	20.00000	Averaged	
28 1,2-Dichlorobenzene	1.50654	1.50323	1.50323	0.010	0.21928	25.00000	Averaged	
29 Benzyl Alcohol	0.83115	0.67552	0.67552	0.010	18.72503	25.00000	Averaged	
30 2-Methylphenol	1.18291	1.20056	1.20056	0.010	-1.49199	25.00000	Averaged	
31 2,2'-oxybis(1-Chloropropane	1.18491	1.17886	1.17886	0.010	0.51047	25.00000	Averaged	
37 Acetophenone	1.89575	1.75992	1.75992	0.010	7.16500	25.00000	Averaged	
32 N-Nitroso-di-n-propylamine	0.86499	0.83290	0.83290	0.050	3.70904	50.00000	Averaged	
192 4-Methylphenol	1.22806	1.17496	1.17496	0.010	4.32407	25.00000	Averaged	
34 Hexachloroethane	0.63436	0.62834	0.62834	0.010	0.94792	25.00000	Averaged	
35 Nitrobenzene	0.44520	0.41168	0.41168	0.010	7.52941	25.00000	Averaged	
41 Isophorone	0.73532	0.66926	0.66926	0.010	8.98408	25.00000	Averaged	
42 2-Nitrophenol	4.00000	4.08823	0.19132	0.010	-2.20568	20.00000	Quadratic	
43 2,4-Dimethylphenol	0.38890	0.36679	0.36679	0.010	5.68616	25.00000	Averaged	
44 bis(2-Chloroethoxy)methane	0.45436	0.41081	0.41081	0.010	9.58563	25.00000	Averaged	
48 2,4-Dichlorophenol	0.31741	0.29672	0.29672	0.010	6.51728	20.00000	Averaged	
49 Benzoic Acid	10.00000	8.90860	0.15985	0.010	10.91401	25.00000	Quadratic	
50 1,2,4-Trichlorobenzene	0.38643	0.36367	0.36367	0.010	5.89012	25.00000	Averaged	
51 Naphthalene	1.04031	1.02566	1.02566	0.010	1.40835	25.00000	Averaged	
52 4-Chloroaniline	0.45399	0.39302	0.39302	0.010	13.43072	25.00000	Averaged	
54 2,6-Dichlorophenol	0.33642	0.30649	0.30649	0.010	8.89569	25.00000	Averaged	
56 Hexachlorobutadiene	0.26810	0.23948	0.23948	0.010	10.67398	20.00000	Averaged	
208 Caprolactam	4.00000	3.66484	0.07115	0.010	8.37909	25.00000	Quadratic	
59 4-Chloro-3-Methylphenol	0.29140	0.27007	0.27007	0.010	7.31850	20.00000	Averaged	
62 2-Methylnaphthalene	0.65715	0.60626	0.60626	0.010	7.74465	25.00000	Averaged	
63 1-Methylnaphthalene	0.63576	0.57151	0.57151	0.010	10.10681	25.00000	Averaged	
64 Hexachlorocyclopentadiene	4.00000	3.42990	0.36626	0.050	14.25244	25.00000	Quadratic	
66 2,4,6-Trichlorophenol	4.00000	3.85416	0.41406	0.010	3.64611	20.00000	Quadratic	
67 2,4,5-Trichlorophenol	0.49951	0.43923	0.43923	0.010	12.06813	25.00000	Averaged	
209 1,1'-Biphenyl	1.75448	1.59474	1.59474	0.010	9.10492	25.00000	Averaged	
70 2-Chloronaphthalene	4.00000	4.08499	1.21375	0.010	-2.12487	25.00000	Quadratic	
73 2-Nitroaniline	4.00000	3.78850	0.34265	0.010	5.28752	25.00000	Quadratic	
76 Dimethylphthalate	1.36482	1.18591	1.18591	0.010	13.10867	25.00000	Averaged	

TestAmerica Pittsburgh

CONTINUING CALIBRATION COMPOUNDS

Instrument ID: 71.i
Lab File ID: S0805CCC.D
Analysis Type:
Lab Sample ID: sstd4.0
Method: \\PITSVR06\D\chem\71.i\s080508.b\llb.m

Injection Date: 05-AUG-2008 11:32
Init. Cal. Date(s): 15-JUL-2008 16-JUL-2008
Init. Cal. Times: 15:41 18:36
Quant Type: ISTD

COMPOUND	RRF / AMOUNT	RF4	CCAL RRF4	MIN RRF	%D / %DRIFT	MAX %D / %DRIFT	CURVE TYPE
78 2,6-Dinitrotoluene	4.00000	3.74419	0.22758	0.010	6.39520	25.00000	Quadratic
79 Acenaphthylene	1.88253	1.77836	1.77836	0.010	5.53374	25.00000	Averaged
81 3-Nitroaniline	4.00000	3.92306	0.24225	0.010	1.92360	25.00000	Quadratic
82 Acenaphthene	4.00000	3.94966	1.07885	0.010	1.25841	20.00000	Quadratic
83 2,4-Dinitrophenol	10.00000	8.73463	0.12773	0.050	12.65371	25.00000	Quadratic
85 4-Nitrophenol	10.00000	8.67216	0.25414	0.050	13.27840	25.00000	Quadratic
86 Dibenzofuran	1.77424	1.53644	1.53644	0.010	13.40293	25.00000	Averaged
87 2,4-Dinitrotoluene	4.00000	3.78248	0.31268	0.010	5.43789	25.00000	Quadratic
92 2-Naphthylamine	0.80480	0.74104	0.74104	0.010	7.92218	25.00000	Averaged
91 2,3,5,6-Tetrachlorophenol	4.00000	3.83412	0.31790	0.010	4.14708	25.00000	Quadratic
88 2,3,4,6-Tetrachlorophenol	4.00000	3.66461	0.30825	0.010	8.38466	25.00000	Quadratic
93 Diethylphthalate	1.38369	1.17065	1.17065	0.010	15.39689	25.00000	Averaged
94 Fluorene	4.00000	3.86572	1.14771	0.010	3.35691	25.00000	Quadratic
95 4-Chlorophenyl-phenylether	4.00000	3.80051	0.62136	0.010	4.98722	25.00000	Quadratic
96 4-Nitroaniline	4.00000	3.78855	0.24605	0.010	5.28627	25.00000	Quadratic
98 4,6-Dinitro-2-methylphenol	10.00000	9.35150	0.12013	0.010	6.48499	25.00000	Quadratic
99 N-Nitrosodiphenylamine (1)	4.00000	3.95215	0.55105	0.010	1.19631	20.00000	Quadratic
100 1,2-Diphenylhydrazine	1.07842	0.98217	0.98217	0.010	8.92534	25.00000	Averaged
106 4-Bromophenyl-phenylether	4.00000	4.09143	0.20848	0.010	-2.28575	25.00000	Quadratic
107 Hexachlorobenzene	4.00000	4.14351	0.21009	0.010	-3.58780	25.00000	Quadratic
210 Atrazine	4.00000	3.61590	0.17753	0.010	9.60240	25.00000	Quadratic
111 Pentachlorophenol	10.00000	9.79699	0.13465	0.010	2.03007	20.00000	Quadratic
115 Phenanthrene	1.07853	0.95617	0.95617	0.010	11.34530	25.00000	Averaged
116 Anthracene	4.00000	3.96543	0.96362	0.010	0.86429	25.00000	Quadratic
119 Carbazole	4.00000	3.76465	0.80172	0.010	5.88383	25.00000	Quadratic
120 Di-n-Butylphthalate	4.00000	3.71389	1.04530	0.010	7.15275	25.00000	Quadratic
123 Fluoranthene	4.00000	3.85721	0.89892	0.010	3.56984	20.00000	Quadratic
124 Benzidine	4.00000	4.26544	0.48294	0.010	-6.63604	25.00000	Quadratic
125 Pyrene	1.45454	1.52709	1.52709	0.010	-4.98715	25.00000	Averaged
131 Butylbenzylphthalate	4.00000	3.94222	0.67857	0.010	1.44458	25.00000	Quadratic
135 3,3'-Dichlorobenzidine	4.00000	4.58003	0.42331	0.010	-14.50069	25.00000	Quadratic
136 Benzo(a)Anthracene	1.25031	1.29783	1.29783	0.010	-3.80003	25.00000	Averaged
137 Chrysene	1.13011	1.18222	1.18222	0.010	-4.61094	25.00000	Averaged
139 bis(2-ethylhexyl)Phthalate	4.00000	4.12917	0.99623	0.010	-3.22919	25.00000	Quadratic
140 Di-n-octylphthalate	4.00000	4.51310	1.80702	0.010	-12.82744	20.00000	Quadratic
141 Benzo(b)fluoranthene	4.00000	3.75156	1.47485	0.010	6.21107	25.00000	Quadratic
142 Benzo(k)fluoranthene	1.68089	1.57957	1.57957	0.010	6.02768	25.00000	Averaged
143 7,12-dimethylbenz[a]anthrac	4.00000	3.87837	0.62817	0.010	3.04078	25.00000	Quadratic
146 Benzo(a)pyrene	4.00000	4.17694	1.26270	0.010	-4.42347	20.00000	Quadratic
149 Indeno(1,2,3-cd)pyrene	4.00000	4.71372	1.56065	0.010	-17.84296	25.00000	Quadratic
150 Dibenz(a,h)anthracene	4.00000	4.52593	1.30403	0.010	-13.14814	25.00000	Quadratic
151 Benzo(g,h,i)perylene	4.00000	4.77427	1.31986	0.010	-19.35687	25.00000	Quadratic

TestAmerica Pittsburgh

CONTINUING CALIBRATION COMPOUNDS

Instrument ID: 71.i Injection Date: 05-AUG-2008 11:32
Lab File ID: S0805CCC.D Init. Cal. Date(s): 15-JUL-2008 16-JUL-2008
Analysis Type: Init. Cal. Times: 15:41 18:36
Lab Sample ID: sstd4.0 Quant Type: ISTD
Method: \\PITSVR06\D\chem\71.i\s080508.b\llb.m

COMPOUND	RRF / AMOUNT	RF4	CCAL RRF4	MIN RRF	%D / %DRIFT	MAX %D / %DRIFT	CURVE TYPE
$ 154 Nitrobenzene-d5	0.41765	0.40707	0.40707	0.010	2.53337	25.00000	Averaged
$ 155 2-Fluorobiphenyl	1.58715	1.42697	1.42697	0.010	10.09228	25.00000	Averaged
$ 156 Terphenyl-d14	0.96205	0.98503	0.98503	0.010	-2.38823	25.00000	Averaged
$ 157 Phenol-d5	1.59929	1.55502	1.55502	0.010	2.76817	25.00000	Averaged
$ 158 2-Fluorophenol	1.34267	1.27452	1.27452	0.010	5.07536	25.00000	Averaged
$ 159 2,4,6-Tribromophenol	4.00000	4.28294	0.09063	0.010	-7.07357	25.00000	Quadratic
$ 186 2-Chlorophenol-d4	1.43258	1.42225	1.42225	0.010	0.72098	25.00000	Averaged
$ 187 1,2-Dichlorobenzene-d4	1.02180	0.99605	0.99605	0.010	2.52065	25.00000	Averaged

FORM 5
SEMIVOLATILE ORGANIC INSTRUMENT PERFORMANCE CHECK
DECAFLUOROTRIPHENYLPHOSPHINE (DFTPP)

Lab Name: TESTAMERICA PITTSBURGH Contract:

Lab Code: TA Case No.: SAS No.: SDG No.: C8H010190

Lab File ID: D0804DF1 DFTPP Injection Date: 08/04/08

Instrument ID: 732 DFTPP Injection Time: 0518

m/e	ION ABUNDANCE CRITERIA	% RELATIVE ABUNDANCE
51	30.0 - 60.0% of mass 198	32.4
68	Less than 2.0% of mass 69	0.0 (0.0)1
69	Mass 69 relative abundance	42.1
70	Less than 2.0% of mass 69	0.1 (0.3)1
127	40.0 - 60.0% of mass 198	45.5
197	Less than 1.0% of mass 198	0.0
198	Base Peak, 100% relative abundance	100.0
199	5.0 to 9.0% of mass 198	6.7
275	10.0 - 30.0% of mass 198	23.9
365	Greater than 1.0% of mass 198	2.64
441	Present, but less than mass 443	10.8
442	40.0 - 99.0% of mass 198	57.6
443	17.0 - 23.0% of mass 442	10.9 (18.9)2

1-Value is % mass 69 2-Value is % mass 442

THIS CHECK APPLIES TO THE FOLLOWING SAMPLES, MS, MSD, BLANKS, AND STANDARDS:

	EPA SAMPLE NO.	LAB SAMPLE ID	LAB FILE ID	DATE ANALYZED	TIME ANALYZED
01	SSTD4	SSTD4	D08040C1	08/04/08	0534
02	INTRA-LAB BL	KTJ6H1AA	D0804014	08/04/08	1104
03	INTRA-LAB CH	KTJ6H1AC	D0804015	08/04/08	1125
04	FMC-III-SED-	KTHH31AD	D0804025	08/04/08	1452
05	FMC-III-SED-	KTHH41AD	D0804026	08/04/08	1512
06	FMC-III-SED-	KTHH51AD	D0804027	08/04/08	1533
07					
08					
09					
10					
11					
12					
13					
14					
15					
16					
17					
18					
19					
20					
21					
22					

Test America Pittsburgh

CONTINUING CALIBRATION COMPOUNDS

Instrument ID: 732.i
Lab File ID: D08040C1.D
Analysis Type:
Lab Sample ID: sstd4
Method: \\PITSVR06\D\chem\732.i\d080408.b\ll.m

Injection Date: 04-AUG-2008 05:34
Init. Cal. Date(s): 12-JUN-2008 12-JUN-2008
Init. Cal. Times: 06:57 12:21
Quant Type: ISTD

COMPOUND	RRF / AMOUNT	RF4	MIN RRF	%D / %DRIFT	MAX %D / %DRIFT	CURVE TYPE	
198 1,4-Dioxane	0.05610	0.06715	0.010	-19.68665	25.00000	Averaged	
10 N-Nitrosodimethylamine	0.45547	0.48219	0.010	-5.86488	25.00000	Averaged	
9 Pyridine	0.98964	0.97134	0.010	1.84875	25.00000	Averaged	
16 Methyl methanesulfonate	0.56163	0.60069	0.010	-6.95438	25.00000	Averaged	
206 Benzaldehyde	0.73118	0.53823	0.010	26.38820	25.00000	Averaged	<-
21 Aniline	1.77969	1.69779	0.010	4.60212	25.00000	Averaged	
22 Phenol	1.53568	1.39195	0.010	9.35923	20.00000	Averaged	
23 bis(2-Chloroethyl)ether	0.99781	0.96825	0.010	2.96256	25.00000	Averaged	
24 2-Chlorophenol	1.29157	1.29397	0.010	-0.18611	25.00000	Averaged	
26 1,3-Dichlorobenzene	1.59697	1.57059	0.010	1.65220	25.00000	Averaged	
27 1,4-Dichlorobenzene	1.66485	1.62930	0.010	2.13533	20.00000	Averaged	
28 1,2-Dichlorobenzene	1.55419	1.54202	0.010	0.78327	25.00000	Averaged	
29 Benzyl Alcohol	0.77761	0.48643	0.010	37.44570	25.00000	Averaged	<-
30 2-Methylphenol	1.11591	1.14785	0.010	-2.86249	25.00000	Averaged	
31 2,2'-oxybis(1-Chloropropane	1.14759	1.07432	0.010	6.38394	25.00000	Averaged	
37 Acetophenone	1.78574	1.64602	0.010	7.82392	25.00000	Averaged	
32 N-Nitroso-di-n-propylamine	0.79742	0.83383	0.050	-4.56653	50.00000	Averaged	
192 4-Methylphenol	1.17400	1.16681	0.010	0.61256	25.00000	Averaged	
34 Hexachloroethane	0.67335	0.65946	0.010	2.06330	25.00000	Averaged	
35 Nitrobenzene	0.35330	0.37445	0.010	-5.98523	25.00000	Averaged	
41 Isophorone	0.56161	0.61575	0.010	-9.64065	25.00000	Averaged	
42 2-Nitrophenol	0.16976	0.18013	0.010	-6.11210	20.00000	Averaged	
43 2,4-Dimethylphenol	0.35944	0.34525	0.010	3.94817	25.00000	Averaged	
44 bis(2-Chloroethoxy)methane	0.35590	0.34793	0.010	2.24027	25.00000	Averaged	
48 2,4-Dichlorophenol	0.30241	0.31632	0.010	-4.59950	20.00000	Averaged	
49 Benzoic Acid	0.14731	0.13461	0.010	8.62354	25.00000	Averaged	
50 1,2,4-Trichlorobenzene	0.39311	0.40062	0.010	-1.91017	25.00000	Averaged	
51 Naphthalene	1.04763	1.03185	0.010	1.50607	25.00000	Averaged	
52 4-Chloroaniline	0.42039	0.39605	0.010	5.78865	25.00000	Averaged	
54 2,6-Dichlorophenol	0.31960	0.34287	0.010	-7.27882	25.00000	Averaged	
56 Hexachlorobutadiene	0.28226	0.31770	0.010	-12.55546	20.00000	Averaged	
208 Caprolactam	0.07251	0.06628	0.010	8.59758	25.00000	Averaged	
59 4-Chloro-3-Methylphenol	0.31125	0.32409	0.010	-4.12611	20.00000	Averaged	
62 2-Methylnaphthalene	0.67828	0.68001	0.010	-0.25529	25.00000	Averaged	
63 1-Methylnaphthalene	0.67205	0.66431	0.010	1.15203	25.00000	Averaged	
64 Hexachlorocyclopentadiene	0.43132	0.41212	0.050	4.45135	50.00000	Averaged	
66 2,4,6-Trichlorophenol	0.39039	0.39577	0.010	-1.37830	20.00000	Averaged	
67 2,4,5-Trichlorophenol	0.41754	0.39664	0.010	5.00724	25.00000	Averaged	
209 1,1'-Biphenyl	1.40939	1.39983	0.010	0.67777	25.00000	Averaged	
70 2-Chloronaphthalene	1.12821	1.13838	0.010	-0.90140	25.00000	Averaged	
73 2-Nitroaniline	0.28811	0.33366	0.010	-15.80923	25.00000	Averaged	
76 Dimethylphthalate	1.23063	1.34119	0.010	-8.98388	25.00000	Averaged	

Test America Pittsburgh

CONTINUING CALIBRATION COMPOUNDS

Instrument ID: 732.i Injection Date: 04-AUG-2008 05:34
Lab File ID: D08040C1.D Init. Cal. Date(s): 12-JUN-2008 12-JUN-2008
Analysis Type: Init. Cal. Times: 06:57 12:21
Lab Sample ID: sstd4 Quant Type: ISTD
Method: \\PITSVR06\D\chem\732.i\d080408.b\11.m

COMPOUND	RRF / AMOUNT	RF4	MIN RRF	%D / %DRIFT	MAX %D / %DRIFT	CURVE TYPE	
78 2,6-Dinitrotoluene	0.24071	0.26477	0.010	-9.99296	25.00000	Averaged	
79 Acenaphthylene	1.66897	1.67652	0.010	-0.45220	25.00000	Averaged	
81 3-Nitroaniline	0.25637	0.24437	0.010	4.68035	25.00000	Averaged	
82 Acenaphthene	1.12451	1.12722	0.010	-0.24077	20.00000	Averaged	
83 2,4-Dinitrophenol	0.13377	0.14529	0.050	-8.61503	50.00000	Averaged	
85 4-Nitrophenol	0.21861	0.25131	0.050	-14.95851	50.00000	Averaged	
86 Dibenzofuran	1.60025	1.59085	0.010	0.58702	25.00000	Averaged	
87 2,4-Dinitrotoluene	0.34785	0.36286	0.010	-4.31466	25.00000	Averaged	
91 2,3,5,6-Tetrachlorophenol	0.35805	0.36369	0.010	-1.57415	25.00000	Averaged	
88 2,3,4,6-Tetrachlorophenol	0.36508	0.41573	0.010	-13.87263	25.00000	Averaged	
92 2-Naphthylamine	0.92626	0.85679	0.010	7.50067	25.00000	Averaged	
93 Diethylphthalate	1.24104	1.31229	0.010	-5.74134	25.00000	Averaged	
94 Fluorene	1.26955	1.30561	0.010	-2.83982	25.00000	Averaged	
95 4-Chlorophenyl-phenylether	0.71938	0.73763	0.010	-2.53695	25.00000	Averaged	
96 4-Nitroaniline	0.27238	0.20309	0.010	25.43841	25.00000	Averaged	<-
98 4,6-Dinitro-2-methylphenol	0.11127	0.12489	0.010	-12.24096	25.00000	Averaged	
99 N-Nitrosodiphenylamine (1)	0.51048	0.48671	0.010	4.65658	20.00000	Averaged	
100 1,2-Diphenylhydrazine	0.69985	0.70423	0.010	-0.62570	25.00000	Averaged	
106 4-Bromophenyl-phenylether	0.22459	0.23709	0.010	-5.56739	25.00000	Averaged	
107 Hexachlorobenzene	0.23474	0.23746	0.010	-1.15859	25.00000	Averaged	
210 Atrazine	0.19104	0.18669	0.010	2.27382	25.00000	Averaged	
111 Pentachlorophenol	0.13915	0.11704	0.010	15.88787	20.00000	Averaged	
115 Phenanthrene	1.00851	0.95060	0.010	5.74222	25.00000	Averaged	
116 Anthracene	1.00011	0.93706	0.010	6.30419	25.00000	Averaged	
119 Carbazole	0.84100	0.79849	0.010	5.05465	25.00000	Averaged	
120 Di-n-Butylphthalate	1.02508	0.99034	0.010	3.38970	25.00000	Averaged	
123 Fluoranthene	1.08247	1.16740	0.010	-7.84567	20.00000	Averaged	
124 Benzidine	0.36462	0.34056	0.010	6.59981	25.00000	Averaged	
125 Pyrene	1.07781	1.17350	0.010	-8.87866	25.00000	Averaged	
131 Butylbenzylphthalate	0.44012	0.50646	0.010	-15.07311	25.00000	Averaged	
135 3,3'-Dichlorobenzidine	0.35204	0.40455	0.010	-14.91441	25.00000	Averaged	
136 Benzo(a)Anthracene	1.12089	1.25367	0.010	-11.84559	25.00000	Averaged	
137 Chrysene	1.17937	1.16330	0.010	1.36240	25.00000	Averaged	
139 bis(2-ethylhexyl)Phthalate	0.63192	0.78461	0.010	-24.16295	25.00000	Averaged	
140 Di-n-octylphthalate	1.23966	1.46272	0.010	-17.99355	20.00000	Averaged	
141 Benzo(b)fluoranthene	1.41999	1.12732	0.010	20.61082	25.00000	Averaged	
142 Benzo(k)fluoranthene	1.58667	1.74330	0.010	-9.87132	25.00000	Averaged	
143 7,12-dimethylbenz[a]anthrac	0.65188	0.61968	0.010	4.93902	25.00000	Averaged	
146 Benzo(a)pyrene	1.17641	1.15291	0.010	1.99715	20.00000	Averaged	
149 Indeno(1,2,3-cd)pyrene	1.52093	1.35139	0.010	11.14664	25.00000	Averaged	
150 Dibenz(a,h)anthracene	1.27518	1.18092	0.010	7.39194	25.00000	Averaged	
151 Benzo(g,h,i)perylene	1.36268	1.20113	0.010	11.85583	25.00000	Averaged	

Test America Pittsburgh

CONTINUING CALIBRATION COMPOUNDS

Instrument ID: 732.i Injection Date: 04-AUG-2008 05:34
Lab File ID: D08040C1.D Init. Cal. Date(s): 12-JUN-2008 12-JUN-2008
Analysis Type: Init. Cal. Times: 06:57 12:21
Lab Sample ID: sstd4 Quant Type: ISTD
Method: \\PITSVR06\D\chem\732.i\d080408.b\ll.m

COMPOUND	RRF / AMOUNT	RF4	MIN RRF	%D / %DRIFT	MAX %D / %DRIFT	CURVE TYPE
$ 154 Nitrobenzene-d5	0.34499	0.37707	0.010	-9.29932	25.00000	Averaged
$ 155 2-Fluorobiphenyl	1.35917	1.30541	0.010	3.95552	25.00000	Averaged
$ 156 Terphenyl-d14	0.79842	0.87138	0.010	-9.13821	25.00000	Averaged
$ 157 Phenol-d5	1.35739	1.30525	0.010	3.84102	25.00000	Averaged
$ 158 2-Fluorophenol	1.06080	1.08548	0.010	-2.32655	25.00000	Averaged
$ 159 2,4,6-Tribromophenol	0.09218	0.10576	0.010	-14.73871	25.00000	Averaged
$ 186 2-Chlorophenol-d4	1.35232	1.29274	0.010	4.40595	25.00000	Averaged
$ 187 1,2-Dichlorobenzene-d4	1.01717	1.00469	0.010	1.22739	25.00000	Averaged

FORM 5
SEMIVOLATILE ORGANIC INSTRUMENT PERFORMANCE CHECK
DECAFLUOROTRIPHENYLPHOSPHINE (DFTPP)

Lab Name: Contract:

Lab Code: Case No.: SAS No.: SDG No.: _

Lab File ID: D0612DF1 DFTPP Injection Date: 06/12/08

Instrument ID: 732 DFTPP Injection Time: 0941

m/e	ION ABUNDANCE CRITERIA	% RELATIVE ABUNDANCE
51	30.0 - 60.0% of mass 198	31.7
68	Less than 2.0% of mass 69	0.0 (0.0)1
69	Mass 69 relative abundance	41.3
70	Less than 2.0% of mass 69	0.0 (0.0)1
127	40.0 - 60.0% of mass 198	46.4
197	Less than 1.0% of mass 198	0.0
198	Base Peak, 100% relative abundance	100.0
199	5.0 to 9.0% of mass 198	6.7
275	10.0 - 30.0% of mass 198	26.4
365	Greater than 1.0% of mass 198	2.40
441	Present, but less than mass 443	11.7
442	40.0 - 99.0% of mass 198	62.8
443	17.0 - 23.0% of mass 442	12.3 (19.5)2

1-Value is % mass 69 2-Value is % mass 442

THIS CHECK APPLIES TO THE FOLLOWING SAMPLES, MS, MSD, BLANKS, AND STANDARDS:

	EPA SAMPLE NO.	LAB SAMPLE ID	LAB FILE ID	DATE ANALYZED	TIME ANALYZED
01	SSTD.4	SSTD.4	D06120C9	06/12/08	1016
02	SSTD2	SSTD2	D06120C2	06/12/08	1037
03	SSTD4	SSTD4	D06120C3	06/12/08	1058
04	SSTD10	SSTD10	D06120C4	06/12/08	1118
05	SSTD20	SSTD20	D06120C5	06/12/08	1139
06	SSTD40	SSTD40	D06120C6	06/12/08	1200
07	SSTD80	SSTD80	D06120C7	06/12/08	1221
08					
09					
10					
11					
12					
13					
14					
15					
16					
17					
18					
19					
20					
21					
22					

Test America Pittsburgh

INITIAL CALIBRATION DATA

Start Cal Date : 12-JUN-2008 06:57
End Cal Date : 12-JUN-2008 12:21
Quant Method : ISTD
Origin : Disabled
Target Version : 4.14
Integrator : HP RTE
Method file : \\PITSVR06\D\chem\732.i\d061208.b\ll.m
Last Edit : 13-Jun-2008 09:59 bungardf
Curve Type : Average

Calibration File Names:
Level 1: \\PITSVR06\D\chem\732.i\d061208.b\D06120C9.D
Level 2: \\PITSVR06\D\chem\732.i\d061208.b\D06120C2.D
Level 3: \\PITSVR06\D\chem\732.i\d061208.b\D06120C3.D
Level 4: \\PITSVR06\D\chem\732.i\d061208.b\D06120C4.D
Level 5: \\PITSVR06\D\chem\732.i\d061208.b\D06120C5.D
Level 6: \\PITSVR06\D\chem\732.i\d061208.b\D06120C6.D
Level 7: \\PITSVR06\D\chem\732.i\d061208.b\D06120C7.D

Compound	0.40000 Level 1 / 80.000 Level 7	2.000 Level 2	4.000 Level 3	10.000 Level 4	20.000 Level 5	40.000 Level 6	RRF	% RSD	
198 1,4-Dioxane	+++++ / 0.04765	0.06854	0.06836	0.05147	0.05298	0.04761	0.05610	17.459	<-
226 n-Decane	+++++ / +++++	+++++	+++++	+++++	+++++	+++++	+++++	+++++	<-
227 n-Octadecane	+++++ / +++++	+++++	+++++	+++++	+++++	+++++	+++++	+++++	<-
7 N-Nitrosomorpholine	+++++ / +++++	+++++	+++++	+++++	+++++	+++++	+++++	+++++	<-
8 Ethyl methanesulfonate	+++++ / +++++	+++++	+++++	+++++	+++++	+++++	+++++	+++++	<-
9 Pyridine	0.96912 / 0.95591	0.94474	1.00142	1.03730	1.02804	0.99093	0.98964	3.563	
199 Thionazin	+++++ / +++++	+++++	+++++	+++++	+++++	+++++	+++++	+++++	<-
200 Sulfotepp	+++++ / +++++	+++++	+++++	+++++	+++++	+++++	+++++	+++++	<-

Test America Pittsburgh

INITIAL CALIBRATION DATA

Start Cal Date : 12-JUN-2008 06:57
End Cal Date : 12-JUN-2008 12:21
Quant Method : ISTD
Origin : Disabled
Target Version : 4.14
Integrator : HP RTE
Method file : \\PITSVR06\D\chem\732.i\d061208.b\ll.m
Last Edit : 13-Jun-2008 09:59 bungardf
Curve Type : Average

Compound	0.40000 Level 1 / 80.000 Level 7	2.000 Level 2	4.000 Level 3	10.000 Level 4	20.000 Level 5	40.000 Level 6	RRF	% RSD	
10 N-Nitrosodimethylamine	0.42447 / 0.43597	0.44380	0.50597	0.46895	0.45212	0.45705	0.45547	5.825	
11 Ethyl methacrylate	+++++ / +++++	+++++	+++++	+++++	+++++	+++++	+++++	+++++	<-
12 3-Chloropropionitrile	+++++ / +++++	+++++	+++++	+++++	+++++	+++++	+++++	+++++	<-
13 Malononitrile	+++++ / +++++	+++++	+++++	+++++	+++++	+++++	+++++	+++++	<-
14 2-Picoline	+++++ / +++++	+++++	+++++	+++++	+++++	+++++	+++++	+++++	<-
15 N-Nitrosomethylethylamine	+++++ / +++++	+++++	+++++	+++++	+++++	+++++	+++++	+++++	<-
16 Methyl methanesulfonate	0.55467 / 0.51092	0.62366	0.61532	0.56611	0.54224	0.51852	0.56163	7.831	
18 1,3-Dichloro-2-propanol	+++++ / +++++	+++++	+++++	+++++	+++++	+++++	+++++	+++++	<-
19 N-Nitrosodiethylamine	+++++ / +++++	+++++	+++++	+++++	+++++	+++++	+++++	+++++	<-
21 Aniline	1.66135 / 1.67899	1.82185	1.86294	1.83555	1.83519	1.76198	1.77969	4.551	
206 Benzaldehyde	0.43238 / 0.41471	0.94371	0.90928	0.88235	0.85445	0.68135	0.73118	30.929	<-

Test America Pittsburgh

INITIAL CALIBRATION DATA

Start Cal Date : 12-JUN-2008 06:57
End Cal Date : 12-JUN-2008 12:21
Quant Method : ISTD
Origin : Disabled
Target Version : 4.14
Integrator : HP RTE
Method file : \\PITSVR06\D\chem\732.i\d061208.b\ll.m
Last Edit : 13-Jun-2008 09:59 bungardf
Curve Type : Average

Compound	0.40000 Level 1	2.000 Level 2	4.000 Level 3	10.000 Level 4	20.000 Level 5	40.000 Level 6	80.000 Level 7	RRF	% RSD	
22 Phenol	1.48381	1.57770	1.58029	1.59361	1.57958	1.52348	1.41129	1.53568	4.397	
23 bis(2-Chloroethyl)ether	1.10322	0.99539	1.00403	0.99095	0.98146	0.97052	0.93908	0.99781	5.121	
24 2-Chlorophenol	1.24033	1.26151	1.32983	1.32546	1.35789	1.28927	1.23669	1.29157	3.680	
25 Pentachloroethane	+++++	+++++	+++++	+++++	+++++	+++++	+++++	+++++	+++++	<-
26 1,3-Dichlorobenzene	1.54574	1.59770	1.63046	1.64124	1.61196	1.61139	1.54031	1.59697	2.472	
27 1,4-Dichlorobenzene	1.86751	1.62935	1.63775	1.66223	1.67214	1.62063	1.56432	1.66485	5.761	
28 1,2-Dichlorobenzene	1.55977	1.55160	1.62756	1.59612	1.60924	1.51467	1.42035	1.55419	4.526	
29 Benzyl Alcohol	0.71116	0.77965	0.76511	0.80602	0.80914	0.79450	0.77771	0.77761	4.285	
30 2-Methylphenol	0.99050	1.07705	1.14786	1.17477	1.16538	1.14454	1.11127	1.11591	5.786	
31 2,2'-oxybis(1-Chloropropane)	1.24278	1.13005	1.17076	1.18019	1.15566	1.09644	1.05722	1.14759	5.255	
32 N-Nitroso-di-n-propylamine	0.73801	0.75686	0.83381	0.83794	0.84810	0.81953	0.74767	0.79742	5.987	

Test America Pittsburgh

INITIAL CALIBRATION DATA

Start Cal Date : 12-JUN-2008 06:57
End Cal Date : 12-JUN-2008 12:21
Quant Method : ISTD
Origin : Disabled
Target Version : 4.14
Integrator : HP RTE
Method file : \\PITSVR06\D\chem\732.i\d061208.b\ll.m
Last Edit : 13-Jun-2008 09:59 bungardf
Curve Type : Average

Compound	0.40000 Level 1 / 80.000 Level 7	2.000 Level 2	4.000 Level 3	10.000 Level 4	20.000 Level 5	40.000 Level 6	RRF	% RSD	
M 195 Cresols, total	+++++ / +++++	+++++	+++++	+++++	+++++	+++++	+++++	+++++	<-
192 4-Methylphenol	1.13318 / 1.11349	1.15660	1.20851	1.19118	1.22749	1.18753	1.17400	3.505	
203 3&4-Methylphenol total	+++++ / +++++	+++++	+++++	+++++	+++++	+++++	+++++	+++++	<-
193 3-Methylphenol	+++++ / +++++	+++++	+++++	+++++	+++++	+++++	+++++	+++++	<-
34 Hexachloroethane	0.65959 / 0.62662	0.65692	0.67918	0.72877	0.68939	0.67299	0.67335	4.698	
35 Nitrobenzene	0.34770 / 0.33756	0.33063	0.37761	0.35983	0.36744	0.35232	0.35330	4.662	
36 N-Nitrosopyrrolidine	+++++ / +++++	+++++	+++++	+++++	+++++	+++++	+++++	+++++	<-
37 Acetophenone	1.84746 / 1.68034	1.77034	1.80653	1.80711	1.82155	1.76683	1.78574	3.040	
39 o-Toluidine	+++++ / +++++	+++++	+++++	+++++	+++++	+++++	+++++	+++++	<-
40 N-Nitrosopiperidine	+++++ / +++++	+++++	+++++	+++++	+++++	+++++	+++++	+++++	<-
41 Isophorone	0.50434 / 0.58490	0.50736	0.56959	0.57478	0.59178	0.59848	0.56161	7.000	

Test America Pittsburgh

INITIAL CALIBRATION DATA

Start Cal Date : 12-JUN-2008 06:57
End Cal Date : 12-JUN-2008 12:21
Quant Method : ISTD
Origin : Disabled
Target Version : 4.14
Integrator : HP RTE
Method file : \\PITSVR06\D\chem\732.i\d061208.b\ll.m
Last Edit : 13-Jun-2008 09:59 bungardf
Curve Type : Average

Compound	0.40000 Level 1	2.000 Level 2	4.000 Level 3	10.000 Level 4	20.000 Level 5	40.000 Level 6	80.000 Level 7	RRF	% RSD	
42 2-Nitrophenol	0.11804	0.14522	0.16682	0.17601	0.19206	0.19379	0.19636	0.16976	17.186	
43 2,4-Dimethylphenol	0.30871	0.34267	0.36192	0.36563	0.38714	0.38010	0.36989	0.35944	7.362	
44 bis(2-Chloroethoxy)methane	0.36833	0.33737	0.36175	0.35587	0.36947	0.35714	0.34137	0.35590	3.496	
45 O,O,O-Triethyl phosphorothioa	+++++	+++++	+++++	+++++	+++++	+++++	+++++	+++++	+++++	<-
46 2,4-Toluenediamene	+++++	+++++	+++++	+++++	+++++	+++++	+++++	+++++	+++++	<-
47 1,3,5-Trichlorobenzene	+++++	+++++	+++++	+++++	+++++	+++++	+++++	+++++	+++++	<-
48 2,4-Dichlorophenol	0.24656	0.27232	0.31161	0.31400	0.32690	0.32550	0.32001	0.30241	10.180	
49 Benzoic Acid	+++++	0.08218	0.12829	0.15114	0.16266	0.19335	0.16624	0.14731	25.996	<-
50 1,2,4-Trichlorobenzene	0.39114	0.38209	0.40381	0.39086	0.39914	0.39617	0.38857	0.39311	1.832	
51 Naphthalene	1.08538	1.00719	1.06847	1.01807	1.07029	1.04963	1.03438	1.04763	2.773	
52 4-Chloroaniline	0.34720	0.40490	0.43660	0.42596	0.45124	0.43992	0.43690	0.42039	8.408	

Test America Pittsburgh

INITIAL CALIBRATION DATA

Start Cal Date : 12-JUN-2008 06:57
End Cal Date : 12-JUN-2008 12:21
Quant Method : ISTD
Origin : Disabled
Target Version : 4.14
Integrator : HP RTE
Method file : \\PITSVR06\D\chem\732.i\d061208.b\11.m
Last Edit : 13-Jun-2008 09:59 bungardf
Curve Type : Average

Compound	0.40000 Level 1	2.000 Level 2	4.000 Level 3	10.000 Level 4	20.000 Level 5	40.000 Level 6	80.000 Level 7	RRF	% RSD	
53 a,a-Dimethyl-phenethylamine	+++++	+++++	+++++	+++++	+++++	+++++	+++++	+++++	+++++	<-
54 2,6-Dichlorophenol	0.26823	0.31397	0.32898	0.32735	0.33744	0.33279	0.32846	0.31960	7.436	
55 Hexachloropropene	+++++	+++++	+++++	+++++	+++++	+++++	+++++	+++++	+++++	<-
56 Hexachlorobutadiene	0.26820	0.27587	0.29969	0.27865	0.29331	0.28580	0.27431	0.28226	3.969	
208 Caprolactam	0.04660	0.05852	0.07363	0.07289	0.08435	0.08536	0.08622	0.07251	20.773	<-
57 1,2,3-Trichlorobenzene	+++++	+++++	+++++	+++++	+++++	+++++	+++++	+++++	+++++	<-
58 N-Nitrosodi-n-butylamine	+++++	+++++	+++++	+++++	+++++	+++++	+++++	+++++	+++++	<-
59 4-Chloro-3-Methylphenol	0.28477	0.28508	0.31576	0.31295	0.32679	0.33309	0.32027	0.31125	6.165	
60 p-Phenylene diamine	+++++	+++++	+++++	+++++	+++++	+++++	+++++	+++++	+++++	<-
61 Safrole	+++++	+++++	+++++	+++++	+++++	+++++	+++++	+++++	+++++	<-
62 2-Methylnaphthalene	0.66522	0.66490	0.67763	0.64837	0.69977	0.69319	0.69889	0.67828	2.920	

Test America Pittsburgh

INITIAL CALIBRATION DATA

Start Cal Date : 12-JUN-2008 06:57
End Cal Date : 12-JUN-2008 12:21
Quant Method : ISTD
Origin : Disabled
Target Version : 4.14
Integrator : HP RTE
Method file : \\PITSVR06\D\chem\732.i\d061208.b\ll.m
Last Edit : 13-Jun-2008 09:59 bungardf
Curve Type : Average

Compound	0.40000 Level 1 / 80.000 Level 7	2.000 Level 2	4.000 Level 3	10.000 Level 4	20.000 Level 5	40.000 Level 6	RRF	% RSD	
63 1-Methylnaphthalene	0.66588 0.70330	0.63373	0.65652	0.65066	0.70012	0.69417	0.67205	4.056	
64 Hexachlorocyclopentadiene	0.29741 0.50363	0.36560	0.41573	0.46191	0.48082	0.49412	0.43132	17.721	
65 1,2,4,5-Tetrachlorobenzene	+++++ +++++	+++++	+++++	+++++	+++++	+++++	+++++	+++++	<-
66 2,4,6-Trichlorophenol	0.27629 0.41853	0.35782	0.41657	0.41060	0.42978	0.42314	0.39039	14.258	
67 2,4,5-Trichlorophenol	0.26067 0.44514	0.40845	0.42652	0.45622	0.45885	0.46694	0.41754	17.264	<-
209 1,1'-Biphenyl	1.27661 1.43955	1.43846	1.41924	1.43975	1.40832	1.44376	1.40939	4.256	
68 1,2,3,5-Tetrachlorobenzene	+++++ +++++	+++++	+++++	+++++	+++++	+++++	+++++	+++++	<-
69 1,4-Dinitrobenzene	+++++ +++++	+++++	+++++	+++++	+++++	+++++	+++++	+++++	<-
70 2-Chloronaphthalene	1.01602 1.11336	1.10079	1.18271	1.18217	1.13045	1.17200	1.12821	5.289	
71 Isosafrole 1	+++++ +++++	+++++	+++++	+++++	+++++	+++++	+++++	+++++	<-
M 188 Isosafrole, Total	+++++ +++++	+++++	+++++	+++++	+++++	+++++	+++++	+++++	<-

Test America Pittsburgh

INITIAL CALIBRATION DATA

Start Cal Date : 12-JUN-2008 06:57
End Cal Date : 12-JUN-2008 12:21
Quant Method : ISTD
Origin : Disabled
Target Version : 4.14
Integrator : HP RTE
Method file : \\PITSVR06\D\chem\732.i\d061208.b\11.m
Last Edit : 13-Jun-2008 09:59 bungardf
Curve Type : Average

Compound	0.40000 Level 1	2.000 Level 2	4.000 Level 3	10.000 Level 4	20.000 Level 5	40.000 Level 6	80.000 Level 7	___ RRF	% RSD	
72 Isosafrole 2	*****	*****	*****	*****	*****	*****	*****	*****	*****	<-
73 2-Nitroaniline	0.19350	0.24698	0.29533	0.30936	0.32486	0.32277	0.32398	0.28811	17.345	<-
74 1,2,3,4-Tetrachlorobenzene	*****	*****	*****	*****	*****	*****	*****	*****	*****	<-
75 1,4-Naphthoquinone	*****	*****	*****	*****	*****	*****	*****	*****	*****	<-
76 Dimethylphthalate	1.04003	1.22033	1.26249	1.27484	1.23855	1.30867	1.26952	1.23063	7.197	
77 m-Dinitrobenzene	*****	*****	*****	*****	*****	*****	*****	*****	*****	<-
78 2,6-Dinitrotoluene	0.15235	0.19992	0.24402	0.24151	0.27845	0.27728	0.29144	0.24071	20.645	<-
79 Acenaphthylene	1.38593	1.58417	1.67460	1.71480	1.74488	1.83231	1.74610	1.66897	8.746	
80 1,2-Dinitrobenzene	*****	*****	*****	*****	*****	*****	*****	*****	*****	<-
81 3-Nitroaniline	0.16491	0.23683	0.24759	0.26650	0.29134	0.28998	0.29743	0.25637	18.132	<-
82 Acenaphthene	1.09788	1.10731	1.12827	1.14549	1.11793	1.15421	1.12051	1.12451	1.779	

Test America Pittsburgh

INITIAL CALIBRATION DATA

Start Cal Date : 12-JUN-2008 06:57
End Cal Date : 12-JUN-2008 12:21
Quant Method : ISTD
Origin : Disabled
Target Version : 4.14
Integrator : HP RTE
Method file : \\PITSVR06\D\chem\732.i\d061208.b\ll.m
Last Edit : 13-Jun-2008 09:59 bungardf
Curve Type : Average

Compound	0.40000 Level 1	2.000 Level 2	4.000 Level 3	10.000 Level 4	20.000 Level 5	40.000 Level 6	RRF	% RSD	
	80.000 Level 7								
83 2,4-Dinitrophenol	0.04906	0.08758	0.12213	0.14573	0.17001	0.17660			
	0.18525						0.13377	37.855	<-
84 Pentachlorobenzene	+++++	+++++	+++++	+++++	+++++	+++++			
	+++++						+++++	+++++	<-
85 4-Nitrophenol	0.13645	0.18627	0.24457	0.23532	0.25326	0.24351			
	0.23089						0.21861	19.335	
86 Dibenzofuran	1.55180	1.61567	1.63163	1.62168	1.63308	1.55983			
	1.58804						1.60025	2.118	
87 2,4-Dinitrotoluene	0.20448	0.30585	0.36339	0.37182	0.38576	0.40809			
	0.39559						0.34785	20.490	<-
88 2,3,4,6-Tetrachlorophenol	0.26990	0.30944	0.38050	0.38127	0.41099	0.39581			
	0.40765						0.36508	14.801	
89 1-Naphthylamine	+++++	+++++	+++++	+++++	+++++	+++++			
	+++++						+++++	+++++	<-
90 Zinophos	+++++	+++++	+++++	+++++	+++++	+++++			
	+++++						+++++	+++++	<-
91 2,3,5,6-Tetrachlorophenol	0.25446	0.30741	0.36887	0.37890	0.38584	0.40229			
	0.40860						0.35805	15.770	<-
92 2-Naphthylamine	0.53442	0.90943	0.99255	1.05171	1.07080	0.97544			
	0.94948						0.92626	19.602	<-
93 Diethylphthalate	1.06631	1.14204	1.28634	1.30666	1.29996	1.28144			
	1.30454						1.24104	7.772	

Test America Pittsburgh

INITIAL CALIBRATION DATA

Start Cal Date : 12-JUN-2008 06:57
End Cal Date : 12-JUN-2008 12:21
Quant Method : ISTD
Origin : Disabled
Target Version : 4.14
Integrator : HP RTE
Method file : \\PITSVR06\D\chem\732.i\d061208.b\ll.m
Last Edit : 13-Jun-2008 09:59 bungardf
Curve Type : Average

Compound	0.40000 Level 1	2.000 Level 2	4.000 Level 3	10.000 Level 4	20.000 Level 5	40.000 Level 6	80.000 Level 7	RRF	% RSD	
94 Fluorene	1.07370	1.25557	1.31625	1.28594	1.33721	1.32581	1.29239	1.26955	7.138	
95 4-Chlorophenyl-phenylether	0.65070	0.69407	0.73852	0.73024	0.75049	0.74124	0.73039	0.71938	4.885	
96 4-Nitroaniline	0.16119	0.23263	0.29253	0.29941	0.31122	0.31526	0.29443	0.27238	20.613	<-
97 5-Nitro-o-toluidine	+++++	+++++	+++++	+++++	+++++	+++++	+++++	+++++	+++++	<-
98 4,6-Dinitro-2-methylphenol	0.05027	0.07276	0.12072	0.12549	0.13163	0.13095	0.14706	0.11127	31.942	<-
99 N-Nitrosodiphenylamine (1)	0.41329	0.48725	0.55720	0.52606	0.51715	0.52548	0.54696	0.51048	9.466	
100 1,2-Diphenylhydrazine	0.58116	0.68451	0.77327	0.72752	0.72172	0.71031	0.70044	0.69985	8.467	
101 Diphenylamine	+++++	+++++	+++++	+++++	+++++	+++++	+++++	+++++	+++++	<-
202 N-Nitroso&Diphenylamine	+++++	+++++	+++++	+++++	+++++	+++++	+++++	+++++	+++++	<-
102 Tetraethyl dithiopyrophosphat	+++++	+++++	+++++	+++++	+++++	+++++	+++++	+++++	+++++	<-
103 Diallate 1	+++++	+++++	+++++	+++++	+++++	+++++	+++++	+++++	+++++	<-

Test America Pittsburgh

INITIAL CALIBRATION DATA

Start Cal Date : 12-JUN-2008 06:57
End Cal Date : 12-JUN-2008 12:21
Quant Method : ISTD
Origin : Disabled
Target Version : 4.14
Integrator : HP RTE
Method file : \\PITSVR06\D\chem\732.i\d061208.b\ll.m
Last Edit : 13-Jun-2008 09:59 bungardf
Curve Type : Average

Compound	0.40000 Level 1	2.000 Level 2	4.000 Level 3	10.000 Level 4	20.000 Level 5	40.000 Level 6	80.000 Level 7	RRF	% RSD	
M 189 Diallate, Total	+++++	+++++	+++++	+++++	+++++	+++++	+++++	+++++	+++++	<-
104 Phorate	+++++	+++++	+++++	+++++	+++++	+++++	+++++	+++++	+++++	<-
105 1,3,5-Trinitrobenzene	+++++	+++++	+++++	+++++	+++++	+++++	+++++	+++++	+++++	<-
106 4-Bromophenyl-phenylether	0.18812	0.20997	0.24805	0.22113	0.23218	0.22568	0.24698	0.22459	9.385	
107 Hexachlorobenzene	0.21175	0.22566	0.24123	0.23546	0.23467	0.24224	0.25215	0.23474	5.535	
210 Atrazine	0.09249	0.17288	0.19465	0.21015	0.21739	0.22308	0.22662	0.19104	24.744	<-
108 Phenacetin	+++++	+++++	+++++	+++++	+++++	+++++	+++++	+++++	+++++	<-
109 Diallate 2	+++++	+++++	+++++	+++++	+++++	+++++	+++++	+++++	+++++	<-
110 Dimethoate	+++++	+++++	+++++	+++++	+++++	+++++	+++++	+++++	+++++	<-
111 Pentachlorophenol	0.08567	0.10085	0.14922	0.14526	0.15321	0.15988	0.17996	0.13915	24.120	
112 Pentachloronitrobenzene	+++++	+++++	+++++	+++++	+++++	+++++	+++++	+++++	+++++	<-

Test America Pittsburgh

INITIAL CALIBRATION DATA

Start Cal Date : 12-JUN-2008 06:57
End Cal Date : 12-JUN-2008 12:21
Quant Method : ISTD
Origin : Disabled
Target Version : 4.14
Integrator : HP RTE
Method file : \\PITSVR06\D\chem\732.i\d061208.b\ll.m
Last Edit : 13-Jun-2008 09:59 bungardf
Curve Type : Average

Compound	0.40000 Level 1	2.000 Level 2	4.000 Level 3	10.000 Level 4	20.000 Level 5	40.000 Level 6	RRF	% RSD	
	80.000 Level 7								
113 4-Aminobiphenyl	*****	*****	*****	*****	*****	*****	*****	*****	<-
	*****								
114 Pronamide	*****	*****	*****	*****	*****	*****	*****	*****	<-
	*****								
115 Phenanthrene	0.92698	0.97367	1.04505	1.00458	1.03751	0.99020			
	1.08157						1.00851	5.076	
116 Anthracene	0.86168	0.90896	1.03761	1.00957	1.05145	1.03441			
	1.09711						1.00011	8.385	
117 Dinoseb	*****	*****	*****	*****	*****	*****	*****	*****	<-
	*****								
118 Disulfoton	*****	*****	*****	*****	*****	*****	*****	*****	<-
	*****								
119 Carbazole	0.66168	0.76751	0.86930	0.88220	0.86399	0.89489			
	0.94742						0.84100	11.365	
120 Di-n-Butylphthalate	0.75040	0.83725	0.98023	1.05176	1.16764	1.17019			
	1.21811						1.02508	17.455	<-
121 4-Nitroquinoline 1-oxide	*****	*****	*****	*****	*****	*****	*****	*****	<-
	*****								
122 Methapyrilene	*****	*****	*****	*****	*****	*****	*****	*****	<-
	*****								
123 Fluoranthene	0.89168	0.95284	1.07986	1.06634	1.14257	1.16109			
	1.28294						1.08247	12.130	

Test America Pittsburgh

INITIAL CALIBRATION DATA

Start Cal Date : 12-JUN-2008 06:57
End Cal Date : 12-JUN-2008 12:21
Quant Method : ISTD
Origin : Disabled
Target Version : 4.14
Integrator : HP RTE
Method file : \\PITSVR06\D\chem\732.i\d061208.b\11.m
Last Edit : 13-Jun-2008 09:59 bungardf
Curve Type : Average

Compound	0.40000 Level 1 / 80.000 Level 7	2.000 Level 2	4.000 Level 3	10.000 Level 4	20.000 Level 5	40.000 Level 6	RRF	% RSD	
124 Benzidine	0.16785 / 0.52666	0.36062	0.41572	0.50287	0.57536	0.00328	0.36462	57.277	<-
125 Pyrene	0.89903 / 1.10775	1.06235	1.10896	1.10679	1.11811	1.14168	1.07781	7.633	
126 Aramite 1	***** / *****	*****	*****	*****	*****	*****	*****	*****	<-
M 191 Aramite, Total	***** / *****	*****	*****	*****	*****	*****	*****	*****	<-
127 Aramite 2	***** / *****	*****	*****	*****	*****	*****	*****	*****	<-
128 p-Dimethylamino azobenzene	***** / *****	*****	*****	*****	*****	*****	*****	*****	<-
129 p-Chlorobenzilate	***** / *****	*****	*****	*****	*****	*****	*****	*****	<-
130 Famphur	***** / *****	*****	*****	*****	*****	*****	*****	*****	<-
131 Butylbenzylphthalate	0.28873 / 0.51906	0.37840	0.43213	0.47995	0.49890	0.48367	0.44012	18.542	<-
132 3,3'-Dimethylbenzidine	***** / *****	*****	*****	*****	*****	*****	*****	*****	<-
133 3,3'-Dimethoxybenzidine	***** / *****	*****	*****	*****	*****	*****	*****	*****	<-

Test America Pittsburgh

INITIAL CALIBRATION DATA

Start Cal Date : 12-JUN-2008 06:57
End Cal Date : 12-JUN-2008 12:21
Quant Method : ISTD
Origin : Disabled
Target Version : 4.14
Integrator : HP RTE
Method file : \\PITSVR06\D\chem\732.i\d061208.b\ll.m
Last Edit : 13-Jun-2008 09:59 bungardf
Curve Type : Average

Compound	0.40000 Level 1	2.000 Level 2	4.000 Level 3	10.000 Level 4	20.000 Level 5	40.000 Level 6	80.000 Level 7	___ RRF	% RSD	
134 2-Acetylaminofluorene	+++++	+++++	+++++	+++++	+++++	+++++	+++++	+++++	+++++	<-
135 3,3'-Dichlorobenzidine	0.22545	0.31550	0.33005	0.35965	0.38981	0.39240	0.45144	0.35204	20.365	<-
136 Benzo(a)Anthracene	1.04619	1.03662	1.16232	1.12243	1.13697	1.15697	1.18475	1.12089	5.156	
137 Chrysene	1.24000	1.18935	1.16364	1.13317	1.14554	1.14891	1.23494	1.17937	3.683	
138 4,4'-Methylene bis(o-chloroan	+++++	+++++	+++++	+++++	+++++	+++++	+++++	+++++	+++++	<-
139 bis(2-ethylhexyl)Phthalate	0.39184	0.51005	0.60989	0.67946	0.69808	0.73998	0.79416	0.63192	22.156	<-
140 Di-n-octylphthalate	+++++	0.71227	0.99700	1.26053	1.38038	1.53659	1.55117	1.23966	26.570	
141 Benzo(b)fluoranthene	0.92009	1.25844	1.31588	1.45041	1.64860	1.60227	1.74422	1.41999	19.885	<-
204 6-Methylchrysene	+++++	+++++	+++++	+++++	+++++	+++++	+++++	+++++	+++++	<-
142 Benzo(k)fluoranthene	1.45109	1.46608	1.59006	1.53798	1.58619	1.79342	1.68108	1.58667	7.579	
143 7,12-dimethylbenz[a]anthracen	0.40193	0.52644	0.60311	0.65112	0.73555	0.78598	0.85902	0.65188	24.132	<-

Test America Pittsburgh

INITIAL CALIBRATION DATA

Start Cal Date : 12-JUN-2008 06:57
End Cal Date : 12-JUN-2008 12:21
Quant Method : ISTD
Origin : Disabled
Target Version : 4.14
Integrator : HP RTE
Method file : \\PITSVR06\D\chem\732.i\d061208.b\ll.m
Last Edit : 13-Jun-2008 09:59 bungardf
Curve Type : Average

Compound	0.40000 Level 1	2.000 Level 2	4.000 Level 3	10.000 Level 4	20.000 Level 5	40.000 Level 6	80.000 Level 7	RRF	% RSD	
144 Hexachlorophene	+++++	+++++	+++++	+++++	+++++	+++++	+++++	+++++	+++++	<-
145 Hexachlorophene product	+++++	+++++	+++++	+++++	+++++	+++++	+++++	+++++	+++++	<-
146 Benzo(a)pyrene	0.95508	1.02047	1.12373	1.20581	1.23176	1.33810	1.35990	1.17641	12.976	
148 3-Methylcholanthrene	+++++	+++++	+++++	+++++	+++++	+++++	+++++	+++++	+++++	<-
149 Indeno(1,2,3-cd)pyrene	1.03323	1.34524	1.44614	1.60033	1.64467	1.74702	1.82984	1.52093	17.855	<-
150 Dibenz(a,h)anthracene	0.81397	1.09339	1.21750	1.36055	1.40112	1.47728	1.56245	1.27518	20.136	<-
151 Benzo(g,h,i)perylene	1.03635	1.31532	1.35015	1.41660	1.41021	1.49393	1.51622	1.36268	11.789	
211 Benzenethiol	+++++	+++++	+++++	+++++	+++++	+++++	+++++	+++++	+++++	<-
212 Kepone	+++++	+++++	+++++	+++++	+++++	+++++	+++++	+++++	+++++	<-
213 Dibenzo(a,h) acridine	+++++	+++++	+++++	+++++	+++++	+++++	+++++	+++++	+++++	<-
214 Methyl parathion	+++++	+++++	+++++	+++++	+++++	+++++	+++++	+++++	+++++	<-

Test America Pittsburgh

INITIAL CALIBRATION DATA

Start Cal Date : 12-JUN-2008 06:57
End Cal Date : 12-JUN-2008 12:21
Quant Method : ISTD
Origin : Disabled
Target Version : 4.14
Integrator : HP RTE
Method file : \\PITSVR06\D\chem\732.i\d061208.b\11.m
Last Edit : 13-Jun-2008 09:59 bungardf
Curve Type : Average

Compound	0.40000 Level 1	2.000 Level 2	4.000 Level 3	10.000 Level 4	20.000 Level 5	40.000 Level 6	RRF	% RSD	
	80.000 Level 7								
$ 154 Nitrobenzene-d5	0.27674	0.33944	0.35081	0.35754	0.37721	0.36143			
	0.35174						0.34499	9.343	
$ 155 2-Fluorobiphenyl	1.34461	1.30468	1.40459	1.36928	1.38444	1.36512			
	1.34146						1.35917	2.391	
$ 156 Terphenyl-d14	0.69830	0.74721	0.79176	0.80461	0.83448	0.83302			
	0.87956						0.79842	7.551	
$ 157 Phenol-d5	1.40517	1.33772	1.36943	1.35976	1.38544	1.34612			
	1.29809						1.35739	2.561	
$ 158 2-Fluorophenol	0.96065	1.07209	1.09424	1.08478	1.09606	1.06424			
	1.05352						1.06080	4.415	
$ 159 2,4,6-Tribromophenol	0.05241	0.07356	0.09554	0.09603	0.10257	0.10771			
	0.11743						0.09218	24.020	<-
$ 186 2-Chlorophenol-d4	1.47813	1.28407	1.33802	1.38358	1.35140	1.33920			
	1.29184						1.35232	4.821	
$ 187 1,2-Dichlorobenzene-d4	1.11258	0.99400	1.03555	1.00916	1.03457	0.99254			
	0.94180						1.01717	5.176	

FORM 5
SEMIVOLATILE ORGANIC INSTRUMENT PERFORMANCE CHECK
DECAFLUOROTRIPHENYLPHOSPHINE (DFTPP)

Lab Name: TESTAMERICA PITTSBURGH Contract:

Lab Code: TA Case No.: SAS No.: SDG No.: C8H010190

Lab File ID: D0806DF1 DFTPP Injection Date: 08/06/08

Instrument ID: 732 DFTPP Injection Time: 0703

m/e	ION ABUNDANCE CRITERIA	% RELATIVE ABUNDANCE
51	30.0 - 60.0% of mass 198	34.3
68	Less than 2.0% of mass 69	0.0 (0.0)1
69	Mass 69 relative abundance	41.9
70	Less than 2.0% of mass 69	0.4 (0.9)1
127	40.0 - 60.0% of mass 198	43.4
197	Less than 1.0% of mass 198	0.0
198	Base Peak, 100% relative abundance	100.0
199	5.0 to 9.0% of mass 198	7.3
275	10.0 - 30.0% of mass 198	28.8
365	Greater than 1.0% of mass 198	3.28
441	Present, but less than mass 443	7.4
442	40.0 - 99.0% of mass 198	62.1
443	17.0 - 23.0% of mass 442	11.7 (18.8)2

1-Value is % mass 69 2-Value is % mass 442

THIS CHECK APPLIES TO THE FOLLOWING SAMPLES, MS, MSD, BLANKS, AND STANDARDS:

	EPA SAMPLE NO.	LAB SAMPLE ID	LAB FILE ID	DATE ANALYZED	TIME ANALYZED
01	SSTD4	SSTD4	D08060C2	08/06/08	0739
02	INTRA-LAB BL	KTKJ61AA	D0806011	08/06/08	1128
03	FMC-III-SW-3	KTHJA1AC	D0806013	08/06/08	1209
04					
05					
06					
07					
08					
09					
10					
11					
12					
13					
14					
15					
16					
17					
18					
19					
20					
21					
22					

Test America Pittsburgh

CONTINUING CALIBRATION COMPOUNDS

Instrument ID: 732.i
Lab File ID: D08060C2.D
Analysis Type:
Lab Sample ID: sstd4
Method: \\PITSVR06\D\chem\732.i\d080608.b\ll.m

Injection Date: 06-AUG-2008 07:39
Init. Cal. Date(s): 12-JUN-2008 12-JUN-2008
Init. Cal. Times: 06:57 12:21
Quant Type: ISTD

COMPOUND	RRF / AMOUNT	RF4	MIN RRF	%D / %DRIFT	MAX %D / %DRIFT	CURVE TYPE	
198 1,4-Dioxane	0.05610	0.03915	0.010	30.22344	25.00000	Averaged	<-
10 N-Nitrosodimethylamine	0.45547	0.53075	0.010	-16.52710	25.00000	Averaged	
9 Pyridine	0.98964	0.78203	0.010	20.97779	25.00000	Averaged	
16 Methyl methanesulfonate	0.56163	0.64409	0.010	-14.68091	25.00000	Averaged	
206 Benzaldehyde	0.73118	0.60426	0.010	17.35800	25.00000	Averaged	
21 Aniline	1.77969	1.45318	0.010	18.34633	25.00000	Averaged	
22 Phenol	1.53568	1.55267	0.010	-1.10614	20.00000	Averaged	
23 bis(2-Chloroethyl)ether	0.99781	1.06615	0.010	-6.84895	25.00000	Averaged	
24 2-Chlorophenol	1.29157	1.27044	0.010	1.63575	25.00000	Averaged	
26 1,3-Dichlorobenzene	1.59697	1.65977	0.010	-3.93247	25.00000	Averaged	
27 1,4-Dichlorobenzene	1.66485	1.68066	0.010	-0.94975	20.00000	Averaged	
28 1,2-Dichlorobenzene	1.55419	1.56175	0.010	-0.48683	25.00000	Averaged	
29 Benzyl Alcohol	0.77761	0.36319	0.010	53.29427	25.00000	Averaged	<- NM FDB 3/6/08
30 2-Methylphenol	1.11591	1.22979	0.010	-10.20501	25.00000	Averaged	
31 2,2'-oxybis(1-Chloropropane	1.14759	1.08764	0.010	5.22353	25.00000	Averaged	
37 Acetophenone	1.78574	1.76376	0.010	1.23088	25.00000	Averaged	
32 N-Nitroso-di-n-propylamine	0.79742	0.88465	0.050	-10.93986	50.00000	Averaged	
192 4-Methylphenol	1.17400	1.23049	0.010	-4.81227	25.00000	Averaged	
34 Hexachloroethane	0.67335	0.69367	0.010	-3.01715	25.00000	Averaged	
35 Nitrobenzene	0.35330	0.37313	0.010	-5.61168	25.00000	Averaged	
41 Isophorone	0.56161	0.60204	0.010	-7.19997	25.00000	Averaged	
42 2-Nitrophenol	0.16976	0.18829	0.010	-10.91853	20.00000	Averaged	
43 2,4-Dimethylphenol	0.35944	0.36429	0.010	-1.35032	25.00000	Averaged	
44 bis(2-Chloroethoxy)methane	0.35590	0.34251	0.010	3.76253	25.00000	Averaged	
48 2,4-Dichlorophenol	0.30241	0.30119	0.010	0.40527	20.00000	Averaged	
49 Benzoic Acid	0.14731	0.13658	0.010	7.28648	25.00000	Averaged	
50 1,2,4-Trichlorobenzene	0.39311	0.40440	0.010	-2.87257	25.00000	Averaged	
51 Naphthalene	1.04763	1.03552	0.010	1.15568	25.00000	Averaged	
52 4-Chloroaniline	0.42039	0.37450	0.010	10.91490	25.00000	Averaged	
54 2,6-Dichlorophenol	0.31960	0.32426	0.010	-1.45794	25.00000	Averaged	
56 Hexachlorobutadiene	0.28226	0.30727	0.010	-8.85937	20.00000	Averaged	
208 Caprolactam	0.07251	0.06941	0.010	4.27020	25.00000	Averaged	
59 4-Chloro-3-Methylphenol	0.31125	0.32220	0.010	-3.52101	20.00000	Averaged	
62 2-Methylnaphthalene	0.67828	0.66745	0.010	1.59695	25.00000	Averaged	
63 1-Methylnaphthalene	0.67205	0.66776	0.010	0.63819	25.00000	Averaged	
64 Hexachlorocyclopentadiene	0.43132	0.44304	0.050	-2.71870	50.00000	Averaged	
66 2,4,6-Trichlorophenol	0.39039	0.41082	0.010	-5.23284	20.00000	Averaged	
67 2,4,5-Trichlorophenol	0.41754	0.45471	0.010	-8.90141	25.00000	Averaged	
209 1,1'-Biphenyl	1.40939	1.42214	0.010	-0.90515	25.00000	Averaged	
70 2-Chloronaphthalene	1.12821	1.18480	0.010	-5.01517	25.00000	Averaged	
73 2-Nitroaniline	0.28811	0.32208	0.010	-11.79038	25.00000	Averaged	
76 Dimethylphthalate	1.23063	1.31307	0.010	-6.69900	25.00000	Averaged	

Test America Pittsburgh

CONTINUING CALIBRATION COMPOUNDS

Instrument ID: 732.i Injection Date: 06-AUG-2008 07:39
Lab File ID: D08060C2.D Init. Cal. Date(s): 12-JUN-2008 12-JUN-2008
Analysis Type: Init. Cal. Times: 06:57 12:21
Lab Sample ID: sstd4 Quant Type: ISTD
Method: \\PITSVR06\D\chem\732.i\d080608.b\l1.m

COMPOUND	RRF / AMOUNT	RF4	MIN RRF	%D / %DRIFT	MAX %D / %DRIFT	CURVE TYPE	
78 2,6-Dinitrotoluene	0.24071	0.26864	0.010	-11.60171	25.00000	Averaged	
79 Acenaphthylene	1.66897	1.77515	0.010	-6.36197	25.00000	Averaged	
81 3-Nitroaniline	0.25637	0.25688	0.010	-0.20089	25.00000	Averaged	
82 Acenaphthene	1.12451	1.06012	0.010	5.72604	20.00000	Averaged	
83 2,4-Dinitrophenol	0.13377	0.16737	0.050	-25.11958	50.00000	Averaged	
85 4-Nitrophenol	0.21861	0.28745	0.050	-31.48892	50.00000	Averaged	
86 Dibenzofuran	1.60025	1.69725	0.010	-6.06172	25.00000	Averaged	
87 2,4-Dinitrotoluene	0.34785	0.38381	0.010	-10.33646	25.00000	Averaged	
91 2,3,5,6-Tetrachlorophenol	0.35805	0.36054	0.010	-0.69400	25.00000	Averaged	
88 2,3,4,6-Tetrachlorophenol	0.36508	0.39855	0.010	-9.16793	25.00000	Averaged	
92 2-Naphthylamine	0.92626	0.62376	0.010	32.65844	25.00000	Averaged	<-
93 Diethylphthalate	1.24104	1.31589	0.010	-6.03133	25.00000	Averaged	
94 Fluorene	1.26955	1.36227	0.010	-7.30341	25.00000	Averaged	
95 4-Chlorophenyl-phenylether	0.71938	0.77262	0.010	-7.40076	25.00000	Averaged	
96 4-Nitroaniline	0.27238	0.26658	0.010	2.12904	25.00000	Averaged	
98 4,6-Dinitro-2-methylphenol	0.11127	0.13417	0.010	-20.58127	25.00000	Averaged	
99 N-Nitrosodiphenylamine (1)	0.51048	0.49104	0.010	3.80843	20.00000	Averaged	
100 1,2-Diphenylhydrazine	0.69985	0.76195	0.010	-8.87396	25.00000	Averaged	
106 4-Bromophenyl-phenylether	0.22459	0.21659	0.010	3.56032	25.00000	Averaged	
107 Hexachlorobenzene	0.23474	0.23123	0.010	1.49344	25.00000	Averaged	
210 Atrazine	0.19104	0.17870	0.010	6.45560	25.00000	Averaged	
111 Pentachlorophenol	0.13915	0.12497	0.010	10.18860	20.00000	Averaged	
115 Phenanthrene	1.00851	0.96479	0.010	4.33545	25.00000	Averaged	
116 Anthracene	1.00011	0.96470	0.010	3.54105	25.00000	Averaged	
119 Carbazole	0.84100	0.80405	0.010	4.39322	25.00000	Averaged	
120 Di-n-Butylphthalate	1.02508	1.06204	0.010	-3.60550	25.00000	Averaged	
123 Fluoranthene	1.08247	1.18603	0.010	-9.56713	20.00000	Averaged	
124 Benzidine	0.36462	0.19911	0.010	45.39341	25.00000	Averaged	<-
125 Pyrene	1.07781	1.11711	0.010	-3.64623	25.00000	Averaged	
131 Butylbenzylphthalate	0.44012	0.47049	0.010	-6.89989	25.00000	Averaged	
135 3,3'-Dichlorobenzidine	0.35204	0.32521	0.010	7.62338	25.00000	Averaged	
136 Benzo(a)Anthracene	1.12089	1.14449	0.010	-2.10491	25.00000	Averaged	
137 Chrysene	1.17937	1.12870	0.010	4.29625	25.00000	Averaged	
139 bis(2-ethylhexyl)Phthalate	0.63192	0.71055	0.010	-12.44231	25.00000	Averaged	
140 Di-n-octylphthalate	1.23966	1.37283	0.010	-10.74283	20.00000	Averaged	
141 Benzo(b)fluoranthene	1.41999	1.56548	0.010	-10.24601	25.00000	Averaged	
142 Benzo(k)fluoranthene	1.58667	1.48175	0.010	6.61259	25.00000	Averaged	
143 7,12-dimethylbenz[a]anthrac	0.65188	0.64977	0.010	0.32375	25.00000	Averaged	
146 Benzo(a)pyrene	1.17641	1.22017	0.010	-3.71973	20.00000	Averaged	
149 Indeno(1,2,3-cd)pyrene	1.52093	1.55663	0.010	-2.34762	25.00000	Averaged	
150 Dibenz(a,h)anthracene	1.27518	1.27994	0.010	-0.37314	25.00000	Averaged	
151 Benzo(g,h,i)perylene	1.36268	1.34244	0.010	1.48552	25.00000	Averaged	

Test America Pittsburgh

CONTINUING CALIBRATION COMPOUNDS

Instrument ID: 732.i Injection Date: 06-AUG-2008 07:39
Lab File ID: D08060C2.D Init. Cal. Date(s): 12-JUN-2008 12-JUN-2008
Analysis Type: Init. Cal. Times: 06:57 12:21
Lab Sample ID: sstd4 Quant Type: ISTD
Method: \\PITSVR06\D\chem\732.i\d080608.b\l1.m

COMPOUND	RRF / AMOUNT	RF4	MIN RRF	%D / %DRIFT	MAX %D / %DRIFT	CURVE TYPE
$ 154 Nitrobenzene-d5	0.34499	0.37204	0.010	-7.84082	25.00000	Averaged
$ 155 2-Fluorobiphenyl	1.35917	1.38107	0.010	-1.61157	25.00000	Averaged
$ 156 Terphenyl-d14	0.79842	0.82644	0.010	-3.50992	25.00000	Averaged
$ 157 Phenol-d5	1.35739	1.43372	0.010	-5.62338	25.00000	Averaged
$ 158 2-Fluorophenol	1.06080	1.12498	0.010	-6.04992	25.00000	Averaged
$ 159 2,4,6-Tribromophenol	0.09218	0.09093	0.010	1.35694	25.00000	Averaged
$ 186 2-Chlorophenol-d4	1.35232	1.40630	0.010	-3.99160	25.00000	Averaged
$ 187 1,2-Dichlorobenzene-d4	1.01717	1.01204	0.010	0.50398	25.00000	Averaged

FORM 5
SEMIVOLATILE ORGANIC INSTRUMENT PERFORMANCE CHECK
DECAFLUOROTRIPHENYLPHOSPHINE (DFTPP)

Lab Name: TESTAMERICA PITTSBURGH Contract:

Lab Code: TA Case No.: SAS No.: SDG No.: C8H010190

Lab File ID: D0805DF1 DFTPP Injection Date: 08/05/08

Instrument ID: 732 DFTPP Injection Time: 0916

m/e	ION ABUNDANCE CRITERIA	% RELATIVE ABUNDANCE
51	30.0 - 60.0% of mass 198	35.6
68	Less than 2.0% of mass 69	0.0 (0.0)1
69	Mass 69 relative abundance	43.3
70	Less than 2.0% of mass 69	0.2 (0.4)1
127	40.0 - 60.0% of mass 198	50.3
197	Less than 1.0% of mass 198	0.0
198	Base Peak, 100% relative abundance	100.0
199	5.0 to 9.0% of mass 198	6.6
275	10.0 - 30.0% of mass 198	26.2
365	Greater than 1.0% of mass 198	2.81
441	Present, but less than mass 443	8.7
442	40.0 - 99.0% of mass 198	55.2
443	17.0 - 23.0% of mass 442	10.6 (19.2)2

1-Value is % mass 69 2-Value is % mass 442

THIS CHECK APPLIES TO THE FOLLOWING SAMPLES, MS, MSD, BLANKS, AND STANDARDS:

	EPA SAMPLE NO.	LAB SAMPLE ID	LAB FILE ID	DATE ANALYZED	TIME ANALYZED
01	SSTD4	SSTD4	D08050C1	08/05/08	0929
02	FMC-III-SW-2	KTHH61AC	D0805011	08/05/08	1327
03	FMC-III-SW-3	KTHH81AM	D0805012	08/05/08	1348
04	FMC-III-SW-2	KTHJE1AX	D0805014	08/05/08	1430
05					
06					
07					
08					
09					
10					
11					
12					
13					
14					
15					
16					
17					
18					
19					
20					
21					
22					

Test America Pittsburgh

CONTINUING CALIBRATION COMPOUNDS

Instrument ID: 732.i Injection Date: 05-AUG-2008 09:29
Lab File ID: D08050C1.D Init. Cal. Date(s): 12-JUN-2008 12-JUN-2008
Analysis Type: Init. Cal. Times: 06:57 12:21
Lab Sample ID: sstd4 Quant Type: ISTD
Method: \\PITSVR06\D\chem\732.i\d080508.b\l1.m

COMPOUND	RRF / AMOUNT	RF4	MIN RRF	%D / %DRIFT	MAX %D / %DRIFT	CURVE TYPE	
198 1,4-Dioxane	0.05610	0.06470	0.010	-15.32075	25.00000	Averaged	
10 N-Nitrosodimethylamine	0.45547	0.49561	0.010	-8.81208	25.00000	Averaged	
9 Pyridine	0.98964	1.04043	0.010	-5.13280	25.00000	Averaged	
16 Methyl methanesulfonate	0.56163	0.60986	0.010	-8.58669	25.00000	Averaged	
206 Benzaldehyde	0.73118	0.55989	0.010	23.42617	25.00000	Averaged	
21 Aniline	1.77969	1.68495	0.010	5.32352	25.00000	Averaged	
22 Phenol	1.53568	1.47669	0.010	3.84118	20.00000	Averaged	
23 bis(2-Chloroethyl)ether	0.99781	1.00590	0.010	-0.81120	25.00000	Averaged	
24 2-Chlorophenol	1.29157	1.31687	0.010	-1.95874	25.00000	Averaged	
26 1,3-Dichlorobenzene	1.59697	1.64363	0.010	-2.92181	25.00000	Averaged	
27 1,4-Dichlorobenzene	1.66485	1.71111	0.010	-2.77861	20.00000	Averaged	
28 1,2-Dichlorobenzene	1.55419	1.61788	0.010	-4.09779	25.00000	Averaged	
29 Benzyl Alcohol	0.77761	0.25369	0.010	67.37545	25.00000	Averaged	<- NA FRR 8/6/08
30 2-Methylphenol	1.11591	1.13266	0.010	-1.50066	25.00000	Averaged	
31 2,2'-oxybis(1-Chloropropane	1.14759	1.09275	0.010	4.77828	25.00000	Averaged	
37 Acetophenone	1.78574	1.73523	0.010	2.82831	25.00000	Averaged	
32 N-Nitroso-di-n-propylamine	0.79742	0.83055	0.050	-4.15442	50.00000	Averaged	
192 4-Methylphenol	1.17400	1.16845	0.010	0.47285	25.00000	Averaged	
34 Hexachloroethane	0.67335	0.69747	0.010	-3.58163	25.00000	Averaged	
35 Nitrobenzene	0.35330	0.36629	0.010	-3.67806	25.00000	Averaged	
41 Isophorone	0.56161	0.59116	0.010	-5.26220	25.00000	Averaged	
42 2-Nitrophenol	0.16976	0.18926	0.010	-11.48953	20.00000	Averaged	
43 2,4-Dimethylphenol	0.35944	0.35133	0.010	2.25569	25.00000	Averaged	
44 bis(2-Chloroethoxy)methane	0.35590	0.35385	0.010	0.57554	25.00000	Averaged	
48 2,4-Dichlorophenol	0.30241	0.31971	0.010	-5.71768	20.00000	Averaged	
49 Benzoic Acid	0.14731	0.09691	0.010	34.21289	25.00000	Averaged	<-
50 1,2,4-Trichlorobenzene	0.39311	0.39921	0.010	-1.55079	25.00000	Averaged	
51 Naphthalene	1.04763	1.03887	0.010	0.83566	25.00000	Averaged	
52 4-Chloroaniline	0.42039	0.40358	0.010	3.99707	25.00000	Averaged	
54 2,6-Dichlorophenol	0.31960	0.34250	0.010	-7.16427	25.00000	Averaged	
56 Hexachlorobutadiene	0.28226	0.30918	0.010	-9.53621	20.00000	Averaged	
208 Caprolactam	0.07251	0.05386	0.010	25.71506	25.00000	Averaged	<-
59 4-Chloro-3-Methylphenol	0.31125	0.30770	0.010	1.13967	20.00000	Averaged	
62 2-Methylnaphthalene	0.67828	0.66514	0.010	1.93757	25.00000	Averaged	
63 1-Methylnaphthalene	0.67205	0.65807	0.010	2.08084	25.00000	Averaged	
64 Hexachlorocyclopentadiene	0.43132	0.40915	0.050	5.13912	50.00000	Averaged	
66 2,4,6-Trichlorophenol	0.39039	0.38510	0.010	1.35416	20.00000	Averaged	
67 2,4,5-Trichlorophenol	0.41754	0.39882	0.010	4.48369	25.00000	Averaged	
209 1,1'-Biphenyl	1.40939	1.36818	0.010	2.92330	25.00000	Averaged	
70 2-Chloronaphthalene	1.12821	1.12542	0.010	0.24789	25.00000	Averaged	
73 2-Nitroaniline	0.28811	0.31670	0.010	-9.92195	25.00000	Averaged	
76 Dimethylphthalate	1.23063	1.25024	0.010	-1.59317	25.00000	Averaged	

Test America Pittsburgh

CONTINUING CALIBRATION COMPOUNDS

Instrument ID: 732.i Injection Date: 05-AUG-2008 09:29
Lab File ID: D08050C1.D Init. Cal. Date(s): 12-JUN-2008 12-JUN-2008
Analysis Type: Init. Cal. Times: 06:57 12:21
Lab Sample ID: sstd4 Quant Type: ISTD
Method: \\PITSVR06\D\chem\732.i\d080508.b\ll.m

COMPOUND	RRF / AMOUNT	RF4	MIN RRF	%D / %DRIFT	MAX %D / %DRIFT	CURVE TYPE
78 2,6-Dinitrotoluene	0.24071	0.24409	0.010	-1.40480	25.00000	Averaged
79 Acenaphthylene	1.66897	1.72971	0.010	-3.63918	25.00000	Averaged
81 3-Nitroaniline	0.25637	0.22675	0.010	11.55359	25.00000	Averaged
82 Acenaphthene	1.12451	1.08903	0.010	3.15588	20.00000	Averaged
83 2,4-Dinitrophenol	0.13377	0.11253	0.050	15.87935	50.00000	Averaged
85 4-Nitrophenol	0.21861	0.23113	0.050	-5.72528	50.00000	Averaged
86 Dibenzofuran	1.60025	1.60391	0.010	-0.22895	25.00000	Averaged
87 2,4-Dinitrotoluene	0.34785	0.36158	0.010	-3.94598	25.00000	Averaged
91 2,3,5,6-Tetrachlorophenol	0.35805	0.32307	0.010	9.76895	25.00000	Averaged
88 2,3,4,6-Tetrachlorophenol	0.36508	0.35572	0.010	2.56397	25.00000	Averaged
92 2-Naphthylamine	0.92626	0.80132	0.010	13.48870	25.00000	Averaged
93 Diethylphthalate	1.24104	1.23148	0.010	0.77083	25.00000	Averaged
94 Fluorene	1.26955	1.23972	0.010	2.34965	25.00000	Averaged
95 4-Chlorophenyl-phenylether	0.71938	0.73485	0.010	-2.15063	25.00000	Averaged
96 4-Nitroaniline	0.27238	0.25667	0.010	5.76856	25.00000	Averaged
98 4,6-Dinitro-2-methylphenol	0.11127	0.12051	0.010	-8.30438	25.00000	Averaged
99 N-Nitrosodiphenylamine (1)	0.51048	0.52353	0.010	-2.55546	20.00000	Averaged
100 1,2-Diphenylhydrazine	0.69985	0.74904	0.010	-7.02835	25.00000	Averaged
106 4-Bromophenyl-phenylether	0.22459	0.23059	0.010	-2.67389	25.00000	Averaged
107 Hexachlorobenzene	0.23474	0.24430	0.010	-4.07500	25.00000	Averaged
210 Atrazine	0.19104	0.18998	0.010	0.55405	25.00000	Averaged
111 Pentachlorophenol	0.13915	0.11306	0.010	18.74915	20.00000	Averaged
115 Phenanthrene	1.00851	0.98907	0.010	1.92790	25.00000	Averaged
116 Anthracene	1.00011	0.97031	0.010	2.97991	25.00000	Averaged
119 Carbazole	0.84100	0.83162	0.010	1.11525	25.00000	Averaged
120 Di-n-Butylphthalate	1.02508	0.98714	0.010	3.70136	25.00000	Averaged
123 Fluoranthene	1.08247	1.07208	0.010	0.96016	20.00000	Averaged
124 Benzidine	0.36462	0.38220	0.010	-4.81977	25.00000	Averaged
125 Pyrene	1.07781	1.21606	0.010	-12.82684	25.00000	Averaged
131 Butylbenzylphthalate	0.44012	0.54313	0.010	-23.40467	25.00000	Averaged
135 3,3'-Dichlorobenzidine	0.35204	0.39741	0.010	-12.88573	25.00000	Averaged
136 Benzo(a)Anthracene	1.12089	1.23346	0.010	-10.04277	25.00000	Averaged
137 Chrysene	1.17937	1.17069	0.010	0.73548	25.00000	Averaged
139 bis(2-ethylhexyl)Phthalate	0.63192	0.73457	0.010	-16.24327	25.00000	Averaged
140 Di-n-octylphthalate	1.23966	1.48144	0.010	-19.50384	20.00000	Averaged
141 Benzo(b)fluoranthene	1.41999	1.41293	0.010	0.49708	25.00000	Averaged
142 Benzo(k)fluoranthene	1.58667	1.43839	0.010	9.34549	25.00000	Averaged
143 7,12-dimethylbenz[a]anthrac	0.65188	0.66178	0.010	-1.51839	25.00000	Averaged
146 Benzo(a)pyrene	1.17641	1.15618	0.010	1.71948	20.00000	Averaged
149 Indeno(1,2,3-cd)pyrene	1.52093	1.31759	0.010	13.36890	25.00000	Averaged
150 Dibenz(a,h)anthracene	1.27518	1.14072	0.010	10.54498	25.00000	Averaged
151 Benzo(g,h,i)perylene	1.36268	1.14360	0.010	16.07765	25.00000	Averaged

Test America Pittsburgh

CONTINUING CALIBRATION COMPOUNDS

Instrument ID: 732.i Injection Date: 05-AUG-2008 09:29
Lab File ID: D08050C1.D Init. Cal. Date(s): 12-JUN-2008 12-JUN-2008
Analysis Type: Init. Cal. Times: 06:57 12:21
Lab Sample ID: sstd4 Quant Type: ISTD
Method: \\PITSVR06\D\chem\732.i\d080508.b\l1.m

COMPOUND	RRF / AMOUNT	RF4	MIN RRF	%D / %DRIFT	MAX %D / %DRIFT	CURVE TYPE
$ 154 Nitrobenzene-d5	0.34499	0.37473	0.010	-8.62230	25.00000	Averaged
$ 155 2-Fluorobiphenyl	1.35917	1.40770	0.010	-3.57057	25.00000	Averaged
$ 156 Terphenyl-d14	0.79842	0.89352	0.010	-11.91141	25.00000	Averaged
$ 157 Phenol-d5	1.35739	1.37490	0.010	-1.29003	25.00000	Averaged
$ 158 2-Fluorophenol	1.06080	1.10588	0.010	-4.24929	25.00000	Averaged
$ 159 2,4,6-Tribromophenol	0.09218	0.10199	0.010	-10.64078	25.00000	Averaged
$ 186 2-Chlorophenol-d4	1.35232	1.39137	0.010	-2.88752	25.00000	Averaged
$ 187 1,2-Dichlorobenzene-d4	1.01717	1.04679	0.010	-2.91173	25.00000	Averaged

SW846 8270C METHOD BLANK SUMMARY

BLANK WORKORDER NO.: KTJ6H1AA

Lab Name: TestAmerica Laboratories, Inc.

Lab Code: TALPIT

SDG Number:

Lab File ID: D0804014.

Lot Number: C8H010190

Date Analyzed: 08/04/08

Time Analyzed: 11:04

Matrix: SOLID

Date Extracted: 08/04/08

GC Column: DB5 ID: .32

Extraction Method:

Instrument ID: 732

Level: (low/med) LOW

THIS METHOD BLANK APPLIES TO THE FOLLOWING SAMPLES, LCS, LCSD, MS , MSD:

	CLIENT ID.	SAMPLE WORK ORDER #	LAB FILE ID	DATE ANALYZED	TIME ANALYZED
01	INTRA-LAB QC	KTF611AD	D0804021.	08/04/08	13:29
02	LAB MS/MSD	KTF611AF S	D0804022.	08/04/08	13:50
03	LAB MS/MSD	KTF611AG D	D0804023.	08/04/08	14:10
04	FMC-III-SED-35A	KTHH31AD	D0804025.	08/04/08	14:52
05	FMC-III-SED-35B	KTHH41AD	D0804026.	08/04/08	15:12
06	FMC-III-SED-35C	KTHH51AD	D0804027.	08/04/08	15:33
07	CHECK SAMPLE	KTJ6H1AC C	D0804015.	08/04/08	11:25
08					
09					
10					
11					
12					
13					
14					
15					
16					
17					
18					
19					
20					
21					
22					
23					
24					
25					
26					
27					
28					
29					
30					

COMMENTS:

FORM IV

METHOD BLANK REPORT

GC/MS Semivolatiles

Client Lot #...: C8H010190	**Work Order #...:** KTJ6H1AA	**Matrix.....:** SOLID
MB Lot-Sample #: C8H040000-011		
	Prep Date.....: 08/04/08	**Analysis Time..:** 11:04
Analysis Date..: 08/04/08	**Prep Batch #...:** 8217011	**Final Wgt/Vol..:** 0.5 mL
Dilution Factor: 1	**Initial Wgt/Vol:** 15 g	**Instrument ID..:** 732
	Analyst ID.....: 007062	

PARAMETER	RESULT	REPORTING LIMIT	UNITS	METHOD
Naphthalene	ND	6.7	ug/kg	SW846 8270C
Acenaphthylene	ND	6.7	ug/kg	SW846 8270C
Acenaphthene	ND	6.7	ug/kg	SW846 8270C
Fluorene	ND	6.7	ug/kg	SW846 8270C
Phenanthrene	ND	6.7	ug/kg	SW846 8270C
Anthracene	ND	6.7	ug/kg	SW846 8270C
Fluoranthene	ND	6.7	ug/kg	SW846 8270C
Pyrene	ND	6.7	ug/kg	SW846 8270C
Benzo(a)anthracene	ND	6.7	ug/kg	SW846 8270C
Chrysene	ND	6.7	ug/kg	SW846 8270C
Benzo(b)fluoranthene	ND	6.7	ug/kg	SW846 8270C
Benzo(k)fluoranthene	ND	6.7	ug/kg	SW846 8270C
Benzo(a)pyrene	ND	6.7	ug/kg	SW846 8270C
Indeno(1,2,3-cd)pyrene	ND	6.7	ug/kg	SW846 8270C
Dibenzo(a,h)anthracene	ND	6.7	ug/kg	SW846 8270C
Benzo(ghi)perylene	ND	6.7	ug/kg	SW846 8270C

SURROGATE	PERCENT RECOVERY	RECOVERY LIMITS
Nitrobenzene-d5	75	(27 - 110)
Terphenyl-d14	95	(21 - 130)
2-Fluorobiphenyl	65	(28 - 108)
2-Fluorophenol	68	(28 - 107)
Phenol-d5	67	(30 - 112)
2,4,6-Tribromophenol	82	(21 - 116)

NOTE(S):

Calculations are performed before rounding to avoid round-off errors in calculated results.

SW846 8270C METHOD BLANK SUMMARY

BLANK WORKORDER NO.: KTJ7K1AA

Lab Name: TestAmerica Laboratories, Inc.

Lab Code: TALPIT

SDG Number:

Lab File ID: S0805001.

Lot Number: C8H010190

Date Analyzed: 08/05/08

Time Analyzed: 11:52

Matrix: SOLID

Date Extracted: 08/04/08

GC Column: DB5MS ID: .25

Extraction Method:

Instrument ID: 71

Level: (low/med) LOW

THIS METHOD BLANK APPLIES TO THE FOLLOWING SAMPLES, LCS, LCSD, MS , MSD:

	CLIENT ID.	SAMPLE WORK ORDER #	LAB FILE ID	DATE ANALYZED	TIME ANALYZED
01	FMC-III-SED-12B	KTHG21AD	S0805006.	08/05/08	13:29
02	FMC-III-SED-12C	KTHG41AD	S0805007.	08/05/08	13:48
03	FMC-III-SED-13B	KTHG51AD	S0805008.	08/05/08	14:08
04	FMC-III-SED-13C	KTHG61AD	S0805009.	08/05/08	14:27
05	FMC-III-SED-9B	KTHG81AD	S0805010.	08/05/08	14:47
06	FMC-III-SED-9C	KTHHA1AD	S0805011.	08/05/08	15:06
07	FMC-III-SED-10B	KTHHE1AD	S0805012.	08/05/08	15:26
08	FMC-III-SED-10C	KTHHG1AD	S0805013.	08/05/08	15:45
09	FMC-III-SED-27A	KTHHJ1AD	S0805014.	08/05/08	16:05
10	FMC-III-SED-27B	KTHHK1AD	S0805015.	08/05/08	16:24
11	FMC-III-SED-27C	KTHHL1AD	S0805016.	08/05/08	16:43
12	FMC-III-SED-28A	KTHHM1AD	S0805017.	08/05/08	17:03
13	FMC-III-SED-28B	KTHHN1AD	S0805003.	08/05/08	12:31
14	FMC-III-SED-28B	KTHHN1AF S	S0805004.	08/05/08	12:50
15	FMC-III-SED-28B	KTHHN1AG D	S0805005.	08/05/08	13:09
16	FMC-III-SED-28C	KTHHP1AD	S0805018.	08/05/08	17:22
17	FMC-III-SED-30A	KTHHQ1AD	S0805019.	08/05/08	17:42
18	FMC-III-SED-30B	KTHHR1AD	S0805020.	08/05/08	18:01
19	FMC-III-SED-30C	KTHHV1AD	S0805021.	08/05/08	18:21
20	FMC-III-SED-32A	KTHHW1AD	S0805022.	08/05/08	18:40
21	FMC-III-SED-32B	KTHH01AD	S0805023.	08/05/08	18:59
22	FMC-III-SED-32C	KTHH21AD	S0805024.	08/05/08	19:18
23	CHECK SAMPLE	KTJ7K1AC C	S0805002.	08/05/08	12:11
24					
25					
26					
27					
28					
29					
30					

COMMENTS:

FORM IV

METHOD BLANK REPORT

GC/MS Semivolatiles

Client Lot #...: C8H010190	**Work Order #...:** KTJ7K1AA	**Matrix.....:** SOLID
MB Lot-Sample #: C8H040000-027		
	Prep Date.....: 08/04/08	**Analysis Time..:** 11:52
Analysis Date..: 08/05/08	**Prep Batch #...:** 8217027	**Final Wgt/Vol..:** 0.5 mL
Dilution Factor: 1	**Initial Wgt/Vol:** 15 g	**Instrument ID..:** 71
	Analyst ID.....: 403801	

PARAMETER	RESULT	REPORTING LIMIT	UNITS	METHOD
Naphthalene	ND	6.7	ug/kg	SW846 8270C
Acenaphthylene	ND	6.7	ug/kg	SW846 8270C
Acenaphthene	ND	6.7	ug/kg	SW846 8270C
Fluorene	ND	6.7	ug/kg	SW846 8270C
Phenanthrene	ND	6.7	ug/kg	SW846 8270C
Anthracene	ND	6.7	ug/kg	SW846 8270C
Fluoranthene	ND	6.7	ug/kg	SW846 8270C
Pyrene	ND	6.7	ug/kg	SW846 8270C
Benzo(a)anthracene	ND	6.7	ug/kg	SW846 8270C
Chrysene	ND	6.7	ug/kg	SW846 8270C
Benzo(b)fluoranthene	ND	6.7	ug/kg	SW846 8270C
Benzo(k)fluoranthene	ND	6.7	ug/kg	SW846 8270C
Benzo(a)pyrene	ND	6.7	ug/kg	SW846 8270C
Indeno(1,2,3-cd)pyrene	ND	6.7	ug/kg	SW846 8270C
Dibenzo(a,h)anthracene	ND	6.7	ug/kg	SW846 8270C
Benzo(ghi)perylene	ND	6.7	ug/kg	SW846 8270C

SURROGATE	PERCENT RECOVERY	RECOVERY LIMITS
Nitrobenzene-d5	59	(27 - 110)
Terphenyl-d14	87	(21 - 130)
2-Fluorobiphenyl	59	(28 - 108)
2-Fluorophenol	53	(28 - 107)
Phenol-d5	60	(30 - 112)
2,4,6-Tribromophenol	60	(21 - 116)

NOTE(S):

Calculations are performed before rounding to avoid round-off errors in calculated results.

SW846 8270C METHOD BLANK SUMMARY

BLANK WORKORDER NO.: KTKJ61AA

Lab Name: TestAmerica Laboratories, Inc.

Lab Code: TALPIT

SDG Number:

Lab File ID: D0806011.

Lot Number: C8H010190

Date Analyzed: 08/06/08

Time Analyzed: 11:28

Matrix: WATER

Date Extracted:08/04/08

GC Column: DB5 ID: .32

Extraction Method:

Instrument ID: 732

Level:(low/med) LOW

THIS METHOD BLANK APPLIES TO THE FOLLOWING SAMPLES, LCS, LCSD, MS , MSD:

	CLIENT ID.	SAMPLE WORK ORDER #	LAB FILE ID	DATE ANALYZED	TIME ANALYZED
01	FMC-III-SW-27	KTHH61AC	D0805011.	08/05/08	13:27
02	FMC-III-SW-32	KTHH81AM	D0805012.	08/05/08	13:48
03	FMC-III-SW-30	KTHJA1AC	D0806013.	08/06/08	12:09
04	FMC-III-SW-28	KTHJE1AX	D0805014.	08/05/08	14:30
05	CHECK SAMPLE	KTKJ61AC C	D0807003.	08/07/08	08:48
06	DUPLICATE CHECK	KTKJ61AD L	D0805009.	08/05/08	12:44
07					
08					
09					
10					
11					
12					
13					
14					
15					
16					
17					
18					
19					
20					
21					
22					
23					
24					
25					
26					
27					
28					
29					
30					

COMMENTS:

FORM IV

METHOD BLANK REPORT

GC/MS Semivolatiles

Client Lot #...: C8H010190 **Work Order #...:** KTKJ61AA **Matrix.....:** WATER
MB Lot-Sample #: C8H040000-238

Prep Date.....: 08/04/08 **Analysis Time..:** 11:28
Analysis Date..: 08/06/08 **Prep Batch #...:** 8217238 **Final Wgt/Vol..:** 1 mL
Dilution Factor: 1 **Initial Wgt/Vol:** 1000 mL **Instrument ID..:** 732
Analyst ID.....: 007062

PARAMETER	RESULT	REPORTING LIMIT	UNITS	METHOD
Naphthalene	ND	0.20	ug/L	SW846 8270C
Acenaphthylene	ND	0.20	ug/L	SW846 8270C
Acenaphthene	ND	0.20	ug/L	SW846 8270C
Fluorene	ND	0.20	ug/L	SW846 8270C
Phenanthrene	**0.083 J**	**0.20**	**ug/L**	**SW846 8270C**
Anthracene	ND	0.20	ug/L	SW846 8270C
Fluoranthene	ND	0.20	ug/L	SW846 8270C
Pyrene	ND	0.20	ug/L	SW846 8270C
Benzo(a)anthracene	ND	0.20	ug/L	SW846 8270C
Chrysene	ND	0.20	ug/L	SW846 8270C
Benzo(b)fluoranthene	**0.031 J**	**0.20**	**ug/L**	**SW846 8270C**
Benzo(k)fluoranthene	ND	0.20	ug/L	SW846 8270C
Benzo(a)pyrene	ND	0.20	ug/L	SW846 8270C
Indeno(1,2,3-cd)pyrene	ND	0.20	ug/L	SW846 8270C
Dibenzo(a,h)anthracene	ND	0.20	ug/L	SW846 8270C
Benzo(ghi)perylene	ND	0.20	ug/L	SW846 8270C

SURROGATE	PERCENT RECOVERY	RECOVERY LIMITS
Nitrobenzene-d5	100	(23 - 112)
Terphenyl-d14	93	(10 - 132)
2-Fluorobiphenyl	78	(19 - 107)
2-Fluorophenol	82	(10 - 111)
Phenol-d5	79	(15 - 112)
2,4,6-Tribromophenol	98	(16 - 122)

NOTE(S):

Calculations are performed before rounding to avoid round-off errors in calculated results.

J Estimated result. Result is less than RL.

SW846 8270C SURROGATE RECOVERY

Lab Name: TestAmerica Laboratories, Inc. Client: Tetra Tech NUS, Inc

Lab Code: TALPIT SDG No:

Lot #: C8H010190

Extraction: XXA4F4201

	CLIENT ID.	SRG01	SRG02	SRG03	SRG04	SRG05	SRG06	TOT OUT
01	INTRA-LAB QC	60	52	50	57	58	58	00
02	FMC-III-SED-12B	66	63	61	58	62	71	00
03	FMC-III-SED-12C	61	68	61	60	61	71	00
04	FMC-III-SED-13B	67	64	61	60	63	67	00
05	FMC-III-SED-13C	65	66	60	57	57	69	00
06	FMC-III-SED-9B	48	44	40	39	39	44	00
07	FMC-III-SED-9C	67	56	58	57	56	60	00
08	FMC-III-SED-10B	58	58	53	53	56	65	00
09	FMC-III-SED-10C	56	42	42	40	41	45	00
10	FMC-III-SED-27A	0 D	0 D	0 D	0 D	0 D	0 D	06
11	FMC-III-SED-27B	0 D	0 D	0 D	0 D	0 D	0 D	06
12	FMC-III-SED-27C	0 D	0 D	0 D	0 D	0 D	0 D	06
13	FMC-III-SED-28A	0 D	0 D	0 D	0 D	0 D	0 D	06
14	FMC-III-SED-28B	62	59	59	58	62	64	00
15	FMC-III-SED-28C	68	70	63	65	66	75	00
16	FMC-III-SED-30A	54	54	51	48	50	66	00
17	FMC-III-SED-30B	63	53	53	57	57	61	00
18	FMC-III-SED-30C	49	51	46	45	46	56	00
19	FMC-III-SED-32A	67	65	62	65	64	72	00
20	FMC-III-SED-32B	57	58	56	50	51	63	00
21	FMC-III-SED-32C	75	65	68	66	65	71	00
22	FMC-III-SED-35A	72	77	68	79	76	77	00
23	FMC-III-SED-35B	62	63	59	65	63	67	00
24	FMC-III-SED-35C	46	47	43	48	46	46	00
25	METHOD BLK. KTJ6H1AA	75	95	65	68	67	82	00
26	METHOD BLK. KTJ7K1AA	59	87	59	53	60	60	00
27	LCS KTJ6H1AC	78	92	78	70	72	104	00

\# Column to be used to flag recovery values
* Values outside of required QC Limits
D System monitoring Compound diluted out

FORM II

SW846 8270C SURROGATE RECOVERY

Lab Name: TestAmerica Laboratories, Inc. Client: Tetra Tech NUS, Inc

Lab Code: TALPIT SDG No:

Lot #: C8H010190

Extraction: XXA4F4201

	CLIENT ID.	SRG01	SRG02	SRG03	SRG04	SRG05	SRG06	TOT OUT
01	LCS KTJ7K1AC	55	67	56	51	55	63	00
02	LAB MS/MSD D	80	75	67	77	76	85	00
03	FMC-III-SED-28B D	61	53	56	56	56	61	00
04	LAB MS/MSD S	80	74	71	75	74	86	00
05	FMC-III-SED-28B S	71	65	67	64	68	71	00

SURROGATES		QC LIMITS
SRG01	= Nitrobenzene-d5	(27-110)
SRG02	= Terphenyl-d14	(21-130)
SRG03	= 2-Fluorobiphenyl	(28-108)
SRG04	= 2-Fluorophenol	(28-107)
SRG05	= Phenol-d5	(30-112)
SRG06	= 2,4,6-Tribromophenol	(21-116)

\# Column to be used to flag recovery values
* Values outside of required QC Limits
D System monitoring Compound diluted out

FORM II

SW846 8270C SURROGATE RECOVERY

Lab Name: TestAmerica Laboratories, Inc. Client: Tetra Tech NUS, Inc

Lab Code: TALPIT SDG No:

Lot #: C8H010190

Extraction: XXI514201

	CLIENT ID.	SRG01	SRG02	SRG03	SRG04	SRG05	SRG06	TOT OUT
01	FMC-III-SW-27	95	41	88	76	70	107	00
02	FMC-III-SW-32	95	58	83	78	75	99	00
03	FMC-III-SW-30	89	39	71	79	75	85	00
04	FMC-III-SW-28	102	54	96	83	80	112	00
05	METHOD BLK. KTKJ61AA	100	93	78	82	79	98	00
06	LCS KTKJ61AC	74	46	62	66	65	86	00
07	LCSD KTKJ61AD	81	56	69	69	65	102	00

SURROGATES		QC LIMITS
SRG01	= Nitrobenzene-d5	(23-112)
SRG02	= Terphenyl-d14	(10-132)
SRG03	= 2-Fluorobiphenyl	(19-107)
SRG04	= 2-Fluorophenol	(10-111)
SRG05	= Phenol-d5	(15-112)
SRG06	= 2,4,6-Tribromophenol	(16-122)

\# Column to be used to flag recovery values
* Values outside of required QC Limits
D System monitoring Compound diluted out

FORM II

SW846 8270C CHECK SAMPLE RECOVERY

Lab Name: TestAmerica Laboratories, Inc. Client: Tetra Tech NUS, Inc

Lab Code: TALPIT SDG No:

Lot #: C8H040000 WO #: KTJ6H1AC
BATCH: 8217011

COMPOUND	SPIKE ADDED (ug/kg)	SAMPLE CONCENT. (ug/kg)	% REC	QC LIMITS REC	QUAL
4-Bromophenyl phenyl ethe	667	593	89	37- 105	
Butyl benzyl phthalate	667	580	87	35- 110	
Phenol	667	433	65	44- 100	
2-Chlorophenol	667	462	69	45- 99	
1,4-Dichlorobenzene	667	434	65	39- 103	
N-Nitrosodi-n-propylamine	667	500	75	39- 111	
1,2,4-Trichlorobenzene	667	500	75	38- 103	
4-Chloro-3-methylphenol	667	543	81	37- 114	
Acenaphthene	667	531	80	34- 107	
4-Nitrophenol	667	560	84	24- 132	
2,4-Dinitrotoluene	667	616	92	42- 118	
Pentachlorophenol	667	448	67	18- 117	
Pyrene	667	552	83	28- 116	
4-Methylphenol	1330	962	72	40- 113	
Hexachloroethane	667	454	68	40- 102	
Naphthalene	667	484	73	38- 103	

NOTES(S):

* Values outside of QC limits

Spike Recovery: 0 out of 16 outside limits

COMMENTS:

FORM III

SW846 8270C CHECK SAMPLE RECOVERY

Lab Name: TestAmerica Laboratories, Inc. Client: Tetra Tech NUS, Inc

Lab Code: TALPIT SDG No:

Lot #: C8H040000 WO #: KTJ7K1AC
BATCH: 8217027

COMPOUND	SPIKE ADDED (ug/kg)	SAMPLE CONCENT. (ug/kg)	% REC	QC LIMITS REC	QUAL
Pyrene	667	427	64	28 - 116	
4-Bromophenyl phenyl ethe	667	402	60	37 - 105	
Butyl benzyl phthalate	667	393	59	35 - 110	
4-Methylphenol	1330	730	55	40 - 113	
Hexachloroethane	667	352	53	40 - 102	
Naphthalene	667	382	57	38 - 103	
Phenol	667	341	51	44 - 100	
2-Chlorophenol	667	354	53	45 - 99	
1,4-Dichlorobenzene	667	345	52	39 - 103	
N-Nitrosodi-n-propylamine	667	354	53	39 - 111	
1,2,4-Trichlorobenzene	667	353	53	38 - 103	
4-Chloro-3-methylphenol	667	384	58	37 - 114	
Acenaphthene	667	354	53	34 - 107	
4-Nitrophenol	667	360	54	24 - 132	
2,4-Dinitrotoluene	667	401	60	42 - 118	
Pentachlorophenol	667	381	57	18 - 117	

NOTES(S):

* Values outside of QC limits

Spike Recovery: 0 out of 16 outside limits

COMMENTS:

FORM III

SW846 8270C CHECK SAMPLE RECOVERY

Lab Name: TestAmerica Laboratories, Inc. Client: Tetra Tech NUS, Inc

Lab Code: TALPIT SDG No:

Lot #: C8H040000 WO #: KTKJ61AC
BATCH: 8217238

COMPOUND	SPIKE ADDED (ug/L)	SAMPLE CONCENT. (ug/L)	% REC	QC LIMITS REC	QUAL
4-Methylphenol	40.0	28.1	70	41- 92	
Hexachloroethane	20.0	13.4	67	38- 91	
Naphthalene	20.0	13.6	68	40- 89	
4-Bromophenyl phenyl ethe	20.0	14.3	72	39- 94	
Butyl benzyl phthalate	20.0	12.6	63	33- 106	
Phenol	20.0	12.5	62	38- 95	
2-Chlorophenol	20.0	14.4	72	39- 93	
1,4-Dichlorobenzene	20.0	13.5	67	36- 91	
N-Nitrosodi-n-propylamine	20.0	15.0	75	41- 96	
1,2,4-Trichlorobenzene	20.0	13.6	68	35- 95	
4-Chloro-3-methylphenol	20.0	14.6	73	41- 99	
Acenaphthene	20.0	13.6	68	35- 96	
4-Nitrophenol	20.0	13.8	69	39- 110	
2,4-Dinitrotoluene	20.0	15.2	76	37- 120	
Pentachlorophenol	20.0	13.9	69	23- 108	
Pyrene	20.0	12.8	64	30- 106	

NOTES(S):

* Values outside of QC limits

Spike Recovery: 0 out of 16 outside limits

COMMENTS:

FORM III

SW846 8270C CHECK SAMPLE DUPLICATE RECOVERY

Lab Name: TestAmerica Laboratories, Inc. Client: Tetra Tech NUS, Inc

Lab Code: TALPIT SDG No:

Lot #: C8H040000 WO #: KTKJ61AD
BATCH: 8217238

COMPOUND	SPIKE ADDED (ug/L)	SAMPLE CONCENT. (ug/L)	% REC	QC LIMITS REC	QUAL
Phenol	20.0	12.1	61	38- 95	
2-Chlorophenol	20.0	14.9	74	39- 93	
1,4-Dichlorobenzene	20.0	13.3	66	36- 91	
N-Nitrosodi-n-propylamine	20.0	15.4	77	41- 96	
1,2,4-Trichlorobenzene	20.0	13.8	69	35- 95	
4-Chloro-3-methylphenol	20.0	15.4	77	41- 99	
Acenaphthene	20.0	14.7	73	35- 96	
4-Nitrophenol	20.0	13.9	69	39- 110	
2,4-Dinitrotoluene	20.0	16.4	82	37- 120	
Pentachlorophenol	20.0	12.9	64	23- 108	
Pyrene	20.0	16.8	84	30- 106	
4-Methylphenol	40.0	28.6	71	41- 92	
Hexachloroethane	20.0	13.6	68	38- 91	
Naphthalene	20.0	14.6	73	40- 89	
4-Bromophenyl phenyl ethe	20.0	16.4	82	39- 94	
Butyl benzyl phthalate	20.0	16.0	80	33- 106	

NOTES(S):

* Values outside of QC limits

Spike Recovery: 0 out of 16 outside limits

COMMENTS:

FORM III

SW846 8270C MATRIX SPIKE/MATRIX SPIKE DUPLICATE RECOVERY

Lab Name: TestAmerica Laboratories, Inc. Client: Tetra Tech NUS, Inc

Lab Code: TALPIT SDG No:

Matrix Spike ID: LAB MS/MSD Level: (low/med) LOW

Lot #: C8G310262 WO #: KTF611AF
BATCH: 8217011

COMPOUND	SPIKE ADDED (ug/kg)	SAMPLE CONCENT. (ug/kg)	MS CONCENT. (ug/kg)	MS % REC	LIMITS REC	QUAL
Phenol	853	ND	587	69	44 - 100	
2-Chlorophenol	853	ND	594	70	45 - 99	
1,4-Dichlorobenzene	853	ND	530	62	39 - 103	
N-Nitrosodi-n-propylamine	853	ND	648	76	39 - 111	
1,2,4-Trichlorobenzene	853	ND	637	75	38 - 103	
4-Chloro-3-methylphenol	853	ND	737	86	37 - 114	
Acenaphthene	853	ND	639	75	34 - 107	
4-Nitrophenol	853	ND	797	93	24 - 132	
2,4-Dinitrotoluene	853	ND	769	90	42 - 118	
Pentachlorophenol	853	ND	435	51	18 - 117	
Pyrene	853	ND	588	69	28 - 116	
4-Methylphenol	1710	ND	1260	74	40 - 113	
Hexachloroethane	853	ND	452	53	40 - 102	
Naphthalene	853	ND	631	74	38 - 103	
4-Bromophenyl phenyl ethe	853	ND	675	79	37 - 105	
Butyl benzyl phthalate	853	ND	723	85	35 - 110	

NOTES (S):

Results and reporting limits have been adjusted for dry weight.

Column to be used to flag recovery and RPD values with an asterisk
* Values outside of QC limits

RPD: 0 out of 0 outside limits
Spike Recovery: 0 out of 16 outside limits

COMMENTS:

FORM III

SW846 8270C MATRIX SPIKE/MATRIX SPIKE DUPLICATE RECOVERY

Lab Name: TestAmerica Laboratories, Inc. Client: Tetra Tech NUS, Inc

Lab Code: TALPIT SDG No:

Matrix Spike ID: LAB MS/MSD Level: (low/med) LOW

Lot #: C8G310262 WO #: KTF611AG
BATCH: 8217011

COMPOUND	SPIKE ADDED (ug/kg)	MSD CONCENT. (ug/kg)	MSD % REC	% RPD	QC LIMITS RPD	QC LIMITS REC	QUAL
Phenol	853	617	72	5.0	40	44 - 100	
2-Chlorophenol	853	615	72	3.4	40	45 - 99	
1,4-Dichlorobenzene	853	555	65	4.6	39	39 - 103	
N-Nitrosodi-n-propylamine	853	631	74	2.7	32	39 - 111	
1,2,4-Trichlorobenzene	853	625	73	2.0	40	38 - 103	
4-Chloro-3-methylphenol	853	738	87	0.17	31	37 - 114	
Acenaphthene	853	623	73	2.6	36	34 - 107	
4-Nitrophenol	853	708	83	12	37	24 - 132	
2,4-Dinitrotoluene	853	710	83	8.0	33	42 - 118	
Pentachlorophenol	853	394	46	10	37	18 - 117	
Pyrene	853	590	69	0.35	28	28 - 116	
4-Methylphenol	1710	1290	76	2.1	42	40 - 113	
Hexachloroethane	853	488	57	7.5	37	40 - 102	
Naphthalene	853	619	73	2.0	25	38 - 103	
4-Bromophenyl phenyl ethe	853	693	81	2.7	20	37 - 105	
Butyl benzyl phthalate	853	800	94	10	34	35 - 110	

NOTES (S):

Results and reporting limits have been adjusted for dry weight.

Column to be used to flag recovery and RPD values with an asterisk
* Values outside of QC limits

RPD: 0 out of 16 outside limits
Spike Recovery: 0 out of 16 outside limits

COMMENTS:

FORM III

SW846 8270C MATRIX SPIKE/MATRIX SPIKE DUPLICATE RECOVERY

Lab Name: TestAmerica Laboratories, Inc. Client: Tetra Tech NUS, Inc

Lab Code: TALPIT SDG No:

Matrix Spike ID: FMC-III-SED-28B Level: (low/med) LOW

Lot #: C8H010190 WO #: KTHHN1AF
BATCH: 8217027

COMPOUND	SPIKE ADDED (ug/kg)	SAMPLE CONCENT. (ug/kg)	MS CONCENT. (ug/kg)	MS % REC	LIMITS REC	QUAL
Phenol	1460	130	954	56	44 - 100	
2-Chlorophenol	1460	ND	845	58	45 - 99	
1,4-Dichlorobenzene	1460	ND	865	59	39 - 103	
N-Nitrosodi-n-propylamine	1460	ND	965	66	39 - 111	
1,2,4-Trichlorobenzene	1460	ND	895	61	38 - 103	
4-Chloro-3-methylphenol	1460	ND	851	58	37 - 114	
Acenaphthene	1460	270	1150	60	34 - 107	
4-Nitrophenol	1460	ND	999	69	24 - 132	
2,4-Dinitrotoluene	1460	ND	987	68	42 - 118	
Pentachlorophenol	1460	ND	869	60	18 - 117	
Pyrene	1460	1700	2880	80	28 - 116	
4-Methylphenol	2920	ND	1700	58	40 - 113	
Hexachloroethane	1460	ND	799	55	40 - 102	
Naphthalene	1460	ND	984	66	38 - 103	
4-Bromophenyl phenyl ethe	1460	ND	997	68	37 - 105	
Butyl benzyl phthalate	1460	ND	983	67	35 - 110	

NOTES (S) :

Results and reporting limits have been adjusted for dry weight.

Column to be used to flag recovery and RPD values with an asterisk
* Values outside of QC limits

RPD: 0 out of 0 outside limits
Spike Recovery: 0 out of 16 outside limits

COMMENTS:

FORM III

SW846 8270C MATRIX SPIKE/MATRIX SPIKE DUPLICATE RECOVERY

Lab Name: TestAmerica Laboratories, Inc. Client: Tetra Tech NUS, Inc

Lab Code: TALPIT SDG No:

Matrix Spike ID: FMC-III-SED-28B Level:(low/med) LOW

Lot #: C8H010190 WO #: KTHHN1AG
BATCH: 8217027

COMPOUND	SPIKE ADDED (ug/kg)	MSD CONCENT. (ug/kg)	MSD % REC	% RPD	QC LIMITS RPD	QC LIMITS REC	QUAL
Phenol	1460	870	50	9.2	40	44 - 100	
2-Chlorophenol	1460	824	57	2.6	40	45 - 99	
1,4-Dichlorobenzene	1460	788	54	9.3	39	39 - 103	
N-Nitrosodi-n-propylamine	1460	842	58	14	32	39 - 111	
1,2,4-Trichlorobenzene	1460	781	54	14	40	38 - 103	
4-Chloro-3-methylphenol	1460	792	54	7.2	31	37 - 114	
Acenaphthene	1460	1020	52	12	36	34 - 107	
4-Nitrophenol	1460	974	67	2.6	37	24 - 132	
2,4-Dinitrotoluene	1460	951	65	3.7	33	42 - 118	
Pentachlorophenol	1460	906	62	4.2	37	18 - 117	
Pyrene	1460	1540	0*	0.0	28	28 - 116	a
4-Methylphenol	2920	1510	51	12	42	40 - 113	
Hexachloroethane	1460	730	50	9.0	37	40 - 102	
Naphthalene	1460	868	58	13	25	38 - 103	
4-Bromophenyl phenyl ethe	1460	995	68	0.17	20	37 - 105	
Butyl benzyl phthalate	1460	947	65	3.7	34	35 - 110	

NOTES (S) :

Results and reporting limits have been adjusted for dry weight.

a Spiked analyte recovery is outside stated control limits.

Column to be used to flag recovery and RPD values with an asterisk
* Values outside of QC limits

RPD: 0 out of 16 outside limits
Spike Recovery: 1 out of 16 outside limits

COMMENTS:

FORM III

FORM 8
SEMIVOLATILE INTERNAL STANDARD AREA AND RT SUMMARY

Lab Name: TESTAMERICA PITTSBURGH Contract:

Lab Code: TA Case No.: SAS No.: SDG No.: C8H010190

EPA Sample No. (SSTD050##): SSTD4 Date Analyzed: 08/04/08

Lab File ID (Standard): D08040C1 Time Analyzed: 0534

Instrument ID: 732 GC Column: DB5-MS ID:0.32(mm)

		IS1(DCB) AREA #	RT #	IS2(NPT) AREA #	RT #	IS3(ANT) AREA #	RT #
	12 HOUR STD	113126	4.38	401083	5.38	259271	6.74
	UPPER LIMIT	226252	4.88	802166	5.88	518542	7.24
	LOWER LIMIT	56563	3.88	200542	4.88	129636	6.24
	CLIENT SAMPLE NO.						
01	INTRA-LAB BL	90577	4.37	307883	5.37	204093	6.73
02	INTRA-LAB CH	100866	4.38	353252	5.37	226918	6.73
03	FMC-III-SED-	83885	4.37	304331	5.36	204848	6.72
04	FMC-III-SED-	75943	4.37	270202	5.36	177578	6.72
05	FMC-III-SED-	87194	4.37	314318	5.36	208592	6.72
06							
07							
08							
09							
10							
11							
12							
13							
14							
15							
16							
17							
18							
19							
20							
21							
22							

IS1 (DCB) = 1,4-Dichlorobenzene-d4
IS2 (NPT) = Naphthalene-d8
IS3 (ANT) = Acenaphthene-d10

AREA UPPER LIMIT = +100% of internal standard area
AREA LOWER LIMIT = - 50% of internal standard area
RT UPPER LIMIT = + 0.50 minutes of internal standard RT
RT LOWER LIMIT = - 0.50 minutes of internal standard RT

Column used to flag values outside QC limits with an asterisk.
* Values outside of QC limits

FORM 8
SEMIVOLATILE INTERNAL STANDARD AREA AND RT SUMMARY

Lab Name: TESTAMERICA PITTSBURGH Contract:

Lab Code: TA Case No.: SAS No.: SDG No.: C8H010190

EPA Sample No. (SSTD050##): SSTD4 Date Analyzed: 08/04/08

Lab File ID (Standard): D08040C1 Time Analyzed: 0534

Instrument ID: 732 GC Column: DB5-MS ID:0.32(mm)

		IS4(PHN) AREA #	RT #	IS5(CRY) AREA #	RT #	IS6(PRY) AREA #	RT #
	12 HOUR STD	479803	8.34	478192	11.13	386857	12.48
	UPPER LIMIT	959606	8.84	956384	11.63	773714	12.98
	LOWER LIMIT	239902	7.84	239096	10.63	193429	11.98
	CLIENT SAMPLE NO.						
01	INTRA-LAB BL	361411	8.31	374451	11.11	373159	12.43
02	INTRA-LAB CH	394136	8.32	467953	11.11	404209	12.44
03	FMC-III-SED-	414564	8.31	561068	11.11	582186	12.43
04	FMC-III-SED-	347216	8.31	499506	11.11	524376	12.43
05	FMC-III-SED-	400267	8.31	578135	11.11	578295	12.44
06							
07							
08							
09							
10							
11							
12							
13							
14							
15							
16							
17							
18							
19							
20							
21							
22							

IS4 (PHN) = Phenanthrene-d10
IS5 (CRY) = Chrysene-d12
IS6 (PRY) = Perylene-d12

AREA UPPER LIMIT = +100% of internal standard area
AREA LOWER LIMIT = - 50% of internal standard area
RT UPPER LIMIT = + 0.50 minutes of internal standard RT
RT LOWER LIMIT = - 0.50 minutes of internal standard RT

Column used to flag values outside QC limits with an asterisk.
* Values outside of QC limits

FORM 8
SEMIVOLATILE INTERNAL STANDARD AREA AND RT SUMMARY

Lab Name: TESTAMERICA PITTSBURGH Contract:

Lab Code: TA Case No.: SAS No.: SDG No.: C8H010190

EPA Sample No. (SSTD050##): SSTD4 Date Analyzed: 08/05/08

Lab File ID (Standard): D08050C1 Time Analyzed: 0929

Instrument ID: 732 GC Column: DB5-MS ID:0.32(mm)

		IS1(DCB) AREA #	RT #	IS2(NPT) AREA #	RT #	IS3(ANT) AREA #	RT #
	12 HOUR STD	128754	4.36	482551	5.36	301664	6.71
	UPPER LIMIT	257508	4.86	965102	5.86	603328	7.21
	LOWER LIMIT	64377	3.86	241276	4.86	150832	6.21
	CLIENT SAMPLE NO.						
01	FMC-III-SW-2	105284	4.37	364733	5.36	216620	6.71
02	FMC-III-SW-3	103804	4.37	353624	5.36	217410	6.72
03	FMC-III-SW-2	114950	4.37	392161	5.36	234172	6.72
04							
05							
06							
07							
08							
09							
10							
11							
12							
13							
14							
15							
16							
17							
18							
19							
20							
21							
22							

IS1 (DCB) = 1,4-Dichlorobenzene-d4
IS2 (NPT) = Naphthalene-d8
IS3 (ANT) = Acenaphthene-d10

AREA UPPER LIMIT = +100% of internal standard area
AREA LOWER LIMIT = - 50% of internal standard area
RT UPPER LIMIT = + 0.50 minutes of internal standard RT
RT LOWER LIMIT = - 0.50 minutes of internal standard RT

Column used to flag values outside QC limits with an asterisk.
* Values outside of QC limits

FORM 8
SEMIVOLATILE INTERNAL STANDARD AREA AND RT SUMMARY

Lab Name: TESTAMERICA PITTSBURGH Contract:

Lab Code: TA Case No.: SAS No.: SDG No.: C8H010190

EPA Sample No. (SSTD050##): SSTD4 Date Analyzed: 08/05/08

Lab File ID (Standard): D08050C1 Time Analyzed: 0929

Instrument ID: 732 GC Column: DB5-MS ID:0.32(mm)

		IS4(PHN) AREA #	RT #	IS5(CRY) AREA #	RT #	IS6(PRY) AREA #	RT #
	12 HOUR STD	514184	8.30	448890	11.12	379739	12.47
	UPPER LIMIT	1028368	8.80	897780	11.62	759478	12.97
	LOWER LIMIT	257092	7.80	224445	10.62	189870	11.97
	CLIENT SAMPLE NO.						
01	FMC-III-SW-2	381813	8.31	372399	11.12	318179	12.47
02	FMC-III-SW-3	359135	8.31	338657	11.13	319412	12.47
03	FMC-III-SW-2	401927	8.31	411115	11.13	342028	12.48
04							
05							
06							
07							
08							
09							
10							
11							
12							
13							
14							
15							
16							
17							
18							
19							
20							
21							
22							

IS4 (PHN) = Phenanthrene-d10
IS5 (CRY) = Chrysene-d12
IS6 (PRY) = Perylene-d12

AREA UPPER LIMIT = +100% of internal standard area
AREA LOWER LIMIT = - 50% of internal standard area
RT UPPER LIMIT = + 0.50 minutes of internal standard RT
RT LOWER LIMIT = - 0.50 minutes of internal standard RT

Column used to flag values outside QC limits with an asterisk.
* Values outside of QC limits

page 1 of 1

FORM VIII SV

FORM 8
SEMIVOLATILE INTERNAL STANDARD AREA AND RT SUMMARY

Lab Name: TESTAMERICA PITTSBURGH Contract:

Lab Code: TA Case No.: SAS No.: SDG No.: C8H010190

EPA Sample No. (SSTD050##): sstd4.0 Date Analyzed: 08/05/08

Lab File ID (Standard): S0805CCC Time Analyzed: 1132

Instrument ID: 71 GC Column: DB5-MS ID:0.32(mm)

		IS1(DCB) AREA #	RT #	IS2(NPT) AREA #	RT #	IS3(ANT) AREA #	RT #
	12 HOUR STD	304196	4.25	1029160	5.21	480427	6.53
	UPPER LIMIT	608392	4.75	2058320	5.71	960854	7.03
	LOWER LIMIT	152098	3.75	514580	4.71	240214	6.03
	CLIENT SAMPLE NO.						
01	INTRA-LAB BL	262791	4.25	877357	5.21	408489	6.53
02	INTRA-LAB CH	264965	4.25	866578	5.21	383639	6.54
03	FMC-III-SED-	237713	4.26	768575	5.21	358570	6.54
04	FMC-III-SED-	220248	4.26	703686	5.21	324861	6.54
05	FMC-III-SED-	221394	4.26	701967	5.21	327860	6.54
06	FMC-III-SED-	227550	4.26	712452	5.21	323035	6.54
07	FMC-III-SED-	217942	4.26	684620	5.21	317927	6.54
08	FMC-III-SED-	218790	4.26	693033	5.22	317927	6.54
09	FMC-III-SED-	223692	4.26	662556	5.22	304251	6.54
10	FMC-III-SED-	210558	4.26	669822	5.22	314934	6.54
11	FMC-III-SED-	192368	4.26	590811	5.22	280759	6.54
12	FMC-III-SED-	188528	4.26	598263	5.22	280559	6.54
13	FMC-III-SED-	192198	4.26	588970	5.22	280049	6.54
14	FMC-III-SED-	189805	4.26	597859	5.22	291200	6.55
15	FMC-III-SED-	199963	4.26	627089	5.22	304244	6.55
16	FMC-III-SED-	202242	4.26	618784	5.22	298303	6.55
17	FMC-III-SED-	202785	4.26	613380	5.22	298558	6.55
18	FMC-III-SED-	186727	4.26	584102	5.22	280710	6.54
19	FMC-III-SED-	193141	4.26	578125	5.22	285371	6.55
20	FMC-III-SED-	184775	4.26	587335	5.22	284153	6.54
21	FMC-III-SED-	184201	4.26	557878	5.22	266914	6.55
22	FMC-III-SED-	178695	4.26	551096	5.22	266342	6.55

IS1 (DCB) = 1,4-Dichlorobenzene-d4
IS2 (NPT) = Naphthalene-d8
IS3 (ANT) = Acenaphthene-d10

AREA UPPER LIMIT = +100% of internal standard area
AREA LOWER LIMIT = - 50% of internal standard area
RT UPPER LIMIT = + 0.50 minutes of internal standard RT
RT LOWER LIMIT = - 0.50 minutes of internal standard RT

Column used to flag values outside QC limits with an asterisk.
* Values outside of QC limits

FORM 8
SEMIVOLATILE INTERNAL STANDARD AREA AND RT SUMMARY

Lab Name: TESTAMERICA PITTSBURGH Contract:

Lab Code: TA Case No.: SAS No.: SDG No.: C8H010190

EPA Sample No. (SSTD050##): sstd4.0 Date Analyzed: 08/05/08

Lab File ID (Standard): S0805CCC Time Analyzed: 1132

Instrument ID: 71 GC Column: DB5-MS ID:0.32(mm)

		IS1(DCB) AREA #	RT #	IS2(NPT) AREA #	RT #	IS3(ANT) AREA #	RT #
	12 HOUR STD	304196	4.25	1029160	5.21	480427	6.53
	UPPER LIMIT	608392	4.75	2058320	5.71	960854	7.03
	LOWER LIMIT	152098	3.75	514580	4.71	240214	6.03
	CLIENT SAMPLE NO.						
01	FMC-III-SED-	194499	4.26	581113	5.22	266685	6.55
02	FMC-III-SED-	182376	4.27	527556	5.22	241485	6.55
03							
04							
05							
06							
07							
08							
09							
10							
11							
12							
13							
14							
15							
16							
17							
18							
19							
20							
21							
22							

IS1 (DCB) = 1,4-Dichlorobenzene-d4
IS2 (NPT) = Naphthalene-d8
IS3 (ANT) = Acenaphthene-d10

AREA UPPER LIMIT = +100% of internal standard area
AREA LOWER LIMIT = - 50% of internal standard area
RT UPPER LIMIT = + 0.50 minutes of internal standard RT
RT LOWER LIMIT = - 0.50 minutes of internal standard RT

Column used to flag values outside QC limits with an asterisk.
* Values outside of QC limits

FORM 8
SEMIVOLATILE INTERNAL STANDARD AREA AND RT SUMMARY

Lab Name: TESTAMERICA PITTSBURGH Contract:

Lab Code: TA Case No.: SAS No.: SDG No.: C8H010190

EPA Sample No. (SSTD050##): sstd4.0 Date Analyzed: 08/05/08

Lab File ID (Standard): S0805CCC Time Analyzed: 1132

Instrument ID: 71 GC Column: DB5-MS ID:0.32(mm)

		IS4(PHN) AREA #	RT #	IS5(CRY) AREA #	RT #	IS6(PRY) AREA #	RT #
	12 HOUR STD	668736	7.66	387630	9.67	325688	10.84
	UPPER LIMIT	1337472	8.16	775260	10.17	651376	11.34
	LOWER LIMIT	334368	7.16	193815	9.17	162844	10.34
	CLIENT SAMPLE NO.						
01	INTRA-LAB BL	582140	7.66	333672	9.67	298445	10.85
02	INTRA-LAB CH	526046	7.66	403011	9.67	302527	10.85
03	FMC-III-SED-	517782	7.66	379836	9.68	351274	10.85
04	FMC-III-SED-	481643	7.66	382155	9.68	360114	10.85
05	FMC-III-SED-	487498	7.66	411926	9.68	358449	10.85
06	FMC-III-SED-	481196	7.66	388719	9.68	364156	10.85
07	FMC-III-SED-	467878	7.66	363418	9.68	355326	10.85
08	FMC-III-SED-	478600	7.67	394014	9.68	372885	10.85
09	FMC-III-SED-	469101	7.66	384857	9.68	378002	10.85
10	FMC-III-SED-	485337	7.67	406839	9.68	392888	10.86
11	FMC-III-SED-	433636	7.67	360766	9.68	354918	10.86
12	FMC-III-SED-	447728	7.67	384546	9.69	359119	10.87
13	FMC-III-SED-	460882	7.67	385530	9.68	378917	10.86
14	FMC-III-SED-	463428	7.67	411942	9.69	381815	10.87
15	FMC-III-SED-	480428	7.67	468771	9.69	428378	10.87
16	FMC-III-SED-	487832	7.67	494592	9.69	450125	10.87
17	FMC-III-SED-	505465	7.67	444894	9.69	430109	10.87
18	FMC-III-SED-	446544	7.67	404103	9.68	404802	10.86
19	FMC-III-SED-	456969	7.67	425915	9.69	403712	10.87
20	FMC-III-SED-	436984	7.67	402415	9.68	387979	10.86
21	FMC-III-SED-	425652	7.67	375505	9.68	373656	10.86
22	FMC-III-SED-	414845	7.68	375693	9.68	365238	10.86

IS4 (PHN) = Phenanthrene-d10
IS5 (CRY) = Chrysene-d12
IS6 (PRY) = Perylene-d12

AREA UPPER LIMIT = +100% of internal standard area
AREA LOWER LIMIT = - 50% of internal standard area
RT UPPER LIMIT = + 0.50 minutes of internal standard RT
RT LOWER LIMIT = - 0.50 minutes of internal standard RT

Column used to flag values outside QC limits with an asterisk.
* Values outside of QC limits

FORM 8
SEMIVOLATILE INTERNAL STANDARD AREA AND RT SUMMARY

Lab Name: TESTAMERICA PITTSBURGH Contract:

Lab Code: TA Case No.: SAS No.: SDG No.: C8H010190

EPA Sample No. (SSTD050##): sstd4.0 Date Analyzed: 08/05/08

Lab File ID (Standard): S0805CCC Time Analyzed: 1132

Instrument ID: 71 GC Column: DB5-MS ID:0.32(mm)

		IS4(PHN) AREA #	RT #	IS5(CRY) AREA #	RT #	IS6(PRY) AREA #	RT #
	12 HOUR STD	668736	7.66	387630	9.67	325688	10.84
	UPPER LIMIT	1337472	8.16	775260	10.17	651376	11.34
	LOWER LIMIT	334368	7.16	193815	9.17	162844	10.34
	CLIENT SAMPLE NO.						
01	FMC-III-SED-	423601	7.67	371301	9.68	362013	10.86
02	FMC-III-SED-	386095	7.67	340836	9.69	339468	10.86
03							
04							
05							
06							
07							
08							
09							
10							
11							
12							
13							
14							
15							
16							
17							
18							
19							
20							
21							
22							

IS4 (PHN) = Phenanthrene-d10
IS5 (CRY) = Chrysene-d12
IS6 (PRY) = Perylene-d12

AREA UPPER LIMIT = +100% of internal standard area
AREA LOWER LIMIT = - 50% of internal standard area
RT UPPER LIMIT = + 0.50 minutes of internal standard RT
RT LOWER LIMIT = - 0.50 minutes of internal standard RT

Column used to flag values outside QC limits with an asterisk.
* Values outside of QC limits

FORM 8
SEMIVOLATILE INTERNAL STANDARD AREA AND RT SUMMARY

Lab Name: TESTAMERICA PITTSBURGH Contract:

Lab Code: TA Case No.: SAS No.: SDG No.: C8H010190

EPA Sample No. (SSTD050##): SSTD4 Date Analyzed: 08/06/08

Lab File ID (Standard): D08060C2 Time Analyzed: 0739

Instrument ID: 732 GC Column: DB5-MS ID:0.32(mm)

		IS1(DCB) AREA #	RT #	IS2(NPT) AREA #	RT #	IS3(ANT) AREA #	RT #
	12 HOUR STD	99474	4.37	369151	5.36	229707	6.73
	UPPER LIMIT	198948	4.87	738302	5.86	459414	7.23
	LOWER LIMIT	49737	3.87	184576	4.86	114854	6.23
	CLIENT SAMPLE NO.						
01	INTRA-LAB BL	91955	4.36	321624	5.36	221313	6.72
02	FMC-III-SW-3	86638	4.37	329767	5.36	225468	6.72
03							
04							
05							
06							
07							
08							
09							
10							
11							
12							
13							
14							
15							
16							
17							
18							
19							
20							
21							
22							

IS1 (DCB) = 1,4-Dichlorobenzene-d4
IS2 (NPT) = Naphthalene-d8
IS3 (ANT) = Acenaphthene-d10

AREA UPPER LIMIT = +100% of internal standard area
AREA LOWER LIMIT = - 50% of internal standard area
RT UPPER LIMIT = + 0.50 minutes of internal standard RT
RT LOWER LIMIT = - 0.50 minutes of internal standard RT

Column used to flag values outside QC limits with an asterisk.
* Values outside of QC limits

FORM 8
SEMIVOLATILE INTERNAL STANDARD AREA AND RT SUMMARY

Lab Name: TESTAMERICA PITTSBURGH Contract:

Lab Code: TA Case No.: SAS No.: SDG No.: C8H010190

EPA Sample No. (SSTD050##): SSTD4 Date Analyzed: 08/06/08

Lab File ID (Standard): D08060C2 Time Analyzed: 0739

Instrument ID: 732 GC Column: DB5-MS ID:0.32(mm)

		IS4(PHN) AREA #	RT #	IS5(CRY) AREA #	RT #	IS6(PRY) AREA #	RT #
	12 HOUR STD	433576	8.33	459721	11.14	375236	12.48
	UPPER LIMIT	867152	8.83	919442	11.64	750472	12.98
	LOWER LIMIT	216788	7.83	229861	10.64	187618	11.98
	CLIENT SAMPLE NO.						
01	INTRA-LAB BL	390303	8.32	452882	11.13	466708	12.47
02	FMC-III-SW-3	431313	8.32	521524	11.13	494730	12.47
03							
04							
05							
06							
07							
08							
09							
10							
11							
12							
13							
14							
15							
16							
17							
18							
19							
20							
21							
22							

IS4 (PHN) = Phenanthrene-d10
IS5 (CRY) = Chrysene-d12
IS6 (PRY) = Perylene-d12

AREA UPPER LIMIT = +100% of internal standard area
AREA LOWER LIMIT = - 50% of internal standard area
RT UPPER LIMIT = + 0.50 minutes of internal standard RT
RT LOWER LIMIT = - 0.50 minutes of internal standard RT

Column used to flag values outside QC limits with an asterisk.
* Values outside of QC limits

FORM 8
SEMIVOLATILE INTERNAL STANDARD AREA AND RT SUMMARY

Lab Name: TESTAMERICA PITTSBURGH Contract:

Lab Code: TA Case No.: SAS No.: SDG No.: C8H010190

EPA Sample No. (SSTD050##): SSTD4 Date Analyzed: 08/07/08

Lab File ID (Standard): D08070C2 Time Analyzed: 0745

Instrument ID: 732 GC Column: DB5-MS ID:0.32(mm)

		IS1(DCB) AREA #	RT #	IS2(NPT) AREA #	RT #	IS3(ANT) AREA #	RT #
	12 HOUR STD	105574	4.36	374835	5.36	239203	6.72
	UPPER LIMIT	211148	4.86	749670	5.86	478406	7.22
	LOWER LIMIT	52787	3.86	187418	4.86	119602	6.22
	CLIENT SAMPLE NO.						
01	INTRA-LAB CH	114459	4.37	435946	5.36	285737	6.72
02							
03							
04							
05							
06							
07							
08							
09							
10							
11							
12							
13							
14							
15							
16							
17							
18							
19							
20							
21							
22							

IS1 (DCB) = 1,4-Dichlorobenzene-d4
IS2 (NPT) = Naphthalene-d8
IS3 (ANT) = Acenaphthene-d10

AREA UPPER LIMIT = +100% of internal standard area
AREA LOWER LIMIT = - 50% of internal standard area
RT UPPER LIMIT = + 0.50 minutes of internal standard RT
RT LOWER LIMIT = - 0.50 minutes of internal standard RT

Column used to flag values outside QC limits with an asterisk.
* Values outside of QC limits

FORM 8
SEMIVOLATILE INTERNAL STANDARD AREA AND RT SUMMARY

Lab Name: TESTAMERICA PITTSBURGH Contract:

Lab Code: TA Case No.: SAS No.: SDG No.: C8H010190

EPA Sample No. (SSTD050##): SSTD4 Date Analyzed: 08/07/08

Lab File ID (Standard): D08070C2 Time Analyzed: 0745

Instrument ID: 732 GC Column: DB5-MS ID:0.32(mm)

		IS4(PHN) AREA #	RT #	IS5(CRY) AREA #	RT #	IS6(PRY) AREA #	RT #
	12 HOUR STD	427729	8.32	471486	11.13	442903	12.47
	UPPER LIMIT	855458	8.82	942972	11.63	885806	12.97
	LOWER LIMIT	213865	7.82	235743	10.63	221452	11.97
	CLIENT SAMPLE NO.						
01	INTRA-LAB CH	510327	8.31	597589	11.13	461631	12.47
02							
03							
04							
05							
06							
07							
08							
09							
10							
11							
12							
13							
14							
15							
16							
17							
18							
19							
20							
21							
22							

IS4 (PHN) = Phenanthrene-d10
IS5 (CRY) = Chrysene-d12
IS6 (PRY) = Perylene-d12

AREA UPPER LIMIT = +100% of internal standard area
AREA LOWER LIMIT = - 50% of internal standard area
RT UPPER LIMIT = + 0.50 minutes of internal standard RT
RT LOWER LIMIT = - 0.50 minutes of internal standard RT

Column used to flag values outside QC limits with an asterisk.
* Values outside of QC limits

TestAmerica Pittsburgh

Semivolatile REPORT SW-846 Method 8270

Data file : \\PITSVR06\D\chem\71.i\s080508.b\S0805006.D
Lab Smp Id: KTHG21AD Client Smp ID: FMC-III-SED-12B
Inj Date : 05-AUG-2008 13:29
Operator : 403801nlb Inst ID: 71.i
Smp Info : c8h010190-001 x10 8/04/08 soil42(8217027)
Misc Info : kthg21ad,s080508.b,llb.m,4-42pahp.sub
Comment :
Method : \\PITSVR06\D\chem\71.i\s080508.b\llb.m
Meth Date : 05-Aug-2008 12:27 piccolinov Quant Type: ISTD
Cal Date : 16-JUL-2008 18:36 Cal File: S0716007.D
Als bottle: 8
Dil Factor: 10.00000
Integrator: HP RTE
Target Version: 4.14
Processing Host: PITPC-502
Compound Sublist: 4-42pahp.sub

reported result
benzo(a)anthracene
510 mg/kg

$$\frac{(60691)(8.0\,ng)(500\,ml)(10\times dil)}{(388719)(1.25031)(15\,g)(2.0\,uL)(.33)} = 504.54\ mg/kg$$

Concentration Formula: Amt * DF * Uf * Vt/(Vi * Ws)*1*gpc * CpndVariable

Name	Value	Description
DF	10.000	Dilution Factor
Uf	1.000	ng unit correction factor
Vt	500.000	Volume of final extract (uL) (1000 low, 2
Vi	2.000	Volume injected (uL)
Ws	15.000	Weight of sample extracted (g)
gpc	1.000	GPC Correction Factor
Cpnd Variable		Local Compound Variable

Compounds	QUANT SIG MASS	RT	EXP RT	REL RT	RESPONSE	CONCENTRATIONS ON-COLUMN (NG)	CONCENTRATIONS FINAL (ug/kg)
* 1 1,4-Dichlorobenzene-d4	152	4.255	4.249	(1.000)	227550	8.00000	
* 2 Naphthalene-d8	136	5.211	5.205	(1.000)	712452	8.00000	
* 3 Acenaphthene-d10	164	6.540	6.530	(1.000)	323035	8.00000	
* 4 Phenanthrene-d10	188	7.662	7.657	(1.000)	481196	8.00000	
* 5 Chrysene-d12	240	9.676	9.670	(1.000)	388719	8.00000	
* 6 Perylene-d12	264	10.851	10.840	(1.000)	364156	8.00000	
51 Naphthalene	128	5.227	5.221	(1.003)	17289	0.18661	31.102
62 2-Methylnaphthalene	142	5.750	5.744	(1.104)	8822	0.15074	25.124
63 1-Methylnaphthalene	142	5.825	5.819	(1.118)	3589	0.06339	10.565(Q)
79 Acenaphthylene	152	6.428	6.423	(0.983)	21472	0.28247	47.078(Q)
82 Acenaphthene	153	6.562	6.556	(1.003)	3807	0.70135	116.89(Q)
86 Dibenzofuran	168	6.690	6.684	(1.023)	4944	0.06901	11.502
94 Fluorene	166	6.952	6.946	(1.063)	7650	1.49687	249.48
111 Pentachlorophenol	265	Compound Not Detected.					
115 Phenanthrene	178	7.678	7.673	(1.002)	35455	0.54653	91.088
116 Anthracene	178	7.721	7.710	(1.008)	22991	1.06648	177.75
119 Carbazole	167	Compound Not Detected.					
123 Fluoranthene	202	8.586	8.581	(1.121)	99258	2.01185	335.31
125 Pyrene	202	8.757	8.751	(0.905)	107760	1.52470	254.12

Compounds	QUANT SIG MASS	RT	EXP RT	REL RT	RESPONSE	CONCENTRATIONS ON-COLUMN (NG)	CONCENTRATIONS FINAL (ug/kg)
136 Benzo(a)Anthracene	228	9.665	9.659	(0.999)	60691	0.99899	166.50
137 Chrysene	228	9.692	9.686	(1.002)	52983	0.96487	160.81
141 Benzo(b)fluoranthene	252	10.498	10.493	(0.968)	93645	1.34105	223.51(M)
142 Benzo(k)fluoranthene	252	10.520	10.514	(0.969)	43661	0.57063	95.105(QM)
146 Benzo(a)pyrene	252	10.797	10.786	(0.995)	61533	1.35760	226.27
149 Indeno(1,2,3-cd)pyrene	276	11.999	11.993	(1.106)	50201	1.20673	201.12
150 Dibenz(a,h)anthracene	278	12.015	12.004	(1.107)	11145	0.49671	82.785(MH)
151 Benzo(g,h,i)perylene	276	12.341	12.325	(1.137)	59535	1.52397	254.00
$ 154 Nitrobenzene-d5	82	4.671	4.666	(0.896)	97971	2.63399	439.00
$ 155 2-Fluorobiphenyl	172	6.033	6.028	(0.922)	157106	2.45141	408.57
$ 156 Terphenyl-d14	244	8.875	8.869	(0.917)	117135	2.50578	417.63
$ 157 Phenol-d5	99	4.009	4.003	(0.942)	169384	3.72355	620.59
$ 158 2-Fluorophenol	112	3.234	3.229	(0.760)	133790	3.50323	583.87
$ 159 2,4,6-Tribromophenol	330	7.133	7.128	(0.931)	21751	4.27387	712.31
$ 186 2-Chlorophenol-d4	132	4.084	4.078	(0.960)	147068	3.60922	601.54
$ 187 1,2-Dichlorobenzene-d4	152	4.372	4.366	(1.028)	65852	2.26576	377.63(Q)

QC Flag Legend

Q - Qualifier signal failed the ratio test.
M - Compound response manually integrated.
H - Operator selected an alternate compound hit.

8D
PESTICIDE ANALYTICAL SEQUENCE

Lab Name: TESTAMERICA PITTSBURGH Contract:

Lab Code: TA Case No.: SAS No.: 40325 SDG No.: C8H010190

GC Column: MR-1 ID: 0.53 (mm) Init. Calib. Date(s): 07/29/08 07/29/08

Instrument ID: GC10

THE ANALYTICAL SEQUENCE OF PERFORMANCE EVALUATION MIXTURES, BLANKS, SAMPLES, AND STANDARDS IS GIVEN BELOW:

	MEAN SURROGATE RT FROM INITIAL CALIBRATION						
	EPA SAMPLE NO.	LAB SAMPLE ID	DATE ANALYZED	TIME ANALYZED	RT	#	RT	#
01		M2154	07/29/08	1026				
02		M1232	07/29/08	1050				
03		M1242	07/29/08	1114				
04		M1248	07/29/08	1138				
05		M1262	07/29/08	1202				
06		M1268	07/29/08	1226				
07		XL1660	07/29/08	1250				
08		L1660	07/29/08	1314				
09		ML1660	07/29/08	1338				
10		M1660	07/29/08	1401				
11		MH1660	07/29/08	1425				
12		H1660	07/29/08	1449				
13		XH1660	07/29/08	1513				
14		2M2154	07/29/08	1537				
15		2M1232	07/29/08	1601				
16		2M1242	07/29/08	1625				
17		2M1248	07/29/08	1649				
18		2M1262	07/29/08	1713				
19		2M1268	07/29/08	1737				
20		2M1660	07/29/08	1801				
21		M2154	08/11/08	0938				
22		M1232	08/11/08	1002				
23		M1242	08/11/08	1026				
24		M1248	08/11/08	1050				
25		M1262	08/11/08	1114				
26		M1268	08/11/08	1138				
27		M1660	08/11/08	1202				
28	FMC-III-SED-	KTHG21AC	08/11/08	1226				
29	FMC-III-SED-	KTHG41AC	08/11/08	1250				
30	FMC-III-SED-	KTHG51AC	08/11/08	1318				
31	FMC-III-SED-	KTHG61AC	08/11/08	1342				
32	FMC-III-SED-	KTHG81AC	08/11/08	1406				
				QC LIMITS				

Column used to flag retention time values with an asterisk.
* Values outside of QC limits.

8D

PESTICIDE ANALYTICAL SEQUENCE

Lab Name: TESTAMERICA PITTSBURGH Contract:

Lab Code: TA Case No.: SAS No.: 40325 SDG No.: C8H010190

GC Column: MR-1 ID: 0.53 (mm) Init. Calib. Date(s): 07/29/08 07/29/08

Instrument ID: GC10

THE ANALYTICAL SEQUENCE OF PERFORMANCE EVALUATION MIXTURES, BLANKS, SAMPLES, AND STANDARDS IS GIVEN BELOW:

	MEAN SURROGATE RT FROM INITIAL CALIBRATION					
	EPA SAMPLE NO.	LAB SAMPLE ID	DATE ANALYZED	TIME ANALYZED	RT #	RT #
01	FMC-III-SED-	KTHHA1AC	08/11/08	1430		
02	FMC-III-SED-	KTHHE1AC	08/11/08	1454		
03	FMC-III-SED-	KTHHG1AC	08/11/08	1518		
04	FMC-III-SED-	KTHHJ1AC	08/11/08	1542		
05	FMC-III-SED-	KTHHK1AC	08/11/08	1606		
06	FMC-III-SED-	KTHHL1AC	08/11/08	1630		
07	FMC-III-SED-	KTHHL1AF	08/11/08	1654		
08	FMC-III-SED-	KTHHL1AG	08/11/08	1717		
09	FMC-III-SED-	KTHHM1AC	08/11/08	1741		
10	FMC-III-SED-	KTHHN1AC	08/11/08	1805		
11	FMC-III-SED-	KTHHP1AC	08/11/08	1829		
12	FMC-III-SED-	KTHHQ1AC	08/11/08	1853		
13	PBLK8032	KTLEE1AA	08/11/08	1941		
14	LCS8032	KTLEE1AC	08/11/08	2005		
15		MH1660	08/11/08	2029		
16	FMC-III-SED-	KTHHR1AC	08/11/08	2053		
17	FMC-III-SED-	KTHHV1AC	08/11/08	2116		
18	FMC-III-SED-	KTHHW1AC	08/11/08	2140		
19	FMC-III-SED-	KTHH01AC	08/11/08	2203		
20	FMC-III-SED-	KTHH21AC	08/11/08	2227		
21	FMC-III-SW-2	KTHH61AA	08/11/08	2251		
22	FMC-III-SW-3	KTHH81AL	08/11/08	2314		
23	FMC-III-SW-3	KTHJA1AA	08/11/08	2338		
24	FMC-III-SW-2	KTHJE1AW	08/12/08	0001		
25	PBLK7396	KTK4V1AA	08/12/08	0112		
26	LCS7396	KTK4V1AC	08/12/08	0135		
27	LCD7396	KTK4V1AD	08/12/08	0159		
28		M1660	08/12/08	0444		
29						
30						
31						
32						

QC LIMITS

Column used to flag retention time values with an asterisk.
* Values outside of QC limits.

Report Date : 30-Jul-2008 09:59

TestAmerica Pittsburgh

INITIAL CALIBRATION DATA

GE
HP6890 GC-10
MR-1

Start Cal Date : 29-JUL-2008 10:26
End Cal Date : 29-JUL-2008 15:13
Quant Method : ESTD
Origin : Disabled
Target Version : 4.14
Integrator : Falcon
Method file : \\PITSVR06\D\chem\gc10.i\07288.b\PCBA.m
Last Edit : 30-Jul-2008 08:40 guptaa
Curve Type : Average

Calibration File Names:
Level 1: \\PITSVR06\D\chem\gc10.i\07288.b\S0780907.D
Level 2: \\PITSVR06\D\chem\gc10.i\07288.b\S0780908.D
Level 3: \\PITSVR06\D\chem\gc10.i\07288.b\S0780909.D
Level 4: \\PITSVR06\D\chem\gc10.i\07288.b\S0780910.D
Level 5: \\PITSVR06\D\chem\gc10.i\07288.b\S0780911.D
Level 6: \\PITSVR06\D\chem\gc10.i\07288.b\S0780912.D
Level 7: \\PITSVR06\D\chem\gc10.i\07288.b\S0780906.D

Compound	0.05000 Level 1 / 0.01000 Level 7	0.20000 Level 2	0.50000 Level 3	1.000 Level 4	.2.000 Level 5	4.000 Level 6	___ RRF	% RSD	
1 Aroclor-1221(1)	+++++ / +++++	+++++	157462	+++++	+++++	+++++	157462	0.000	
(2)	+++++ / +++++	+++++	100476	+++++	+++++	+++++	100476	0.000	<-
(3)	+++++ / +++++	+++++	327730	+++++	+++++	+++++	327730	0.000	<-
3 Aroclor-1232(1)	+++++ / +++++	+++++	173082	+++++	+++++	+++++	173082	0.000	
(2)	+++++ / +++++	+++++	130476	+++++	+++++	+++++	130476	0.000	<-
(3)	+++++ / +++++	+++++	134682	+++++	+++++	+++++	134682	0.000	<-
(4)	+++++ / +++++	+++++	129204	+++++	+++++	+++++	129204	0.000	<-
(5)	+++++ / +++++	+++++	107116	+++++	+++++	+++++	107116	0.000	<-

Report Date : 30-Jul-2008 09:59

TestAmerica Pittsburgh

INITIAL CALIBRATION DATA

Start Cal Date : 29-JUL-2008 10:26
End Cal Date : 29-JUL-2008 15:13
Quant Method : ESTD
Origin : Disabled
Target Version : 4.14
Integrator : Falcon
Method file : \\PITSVR06\D\chem\gc10.i\07288.b\PCBA.m
Last Edit : 30-Jul-2008 08:40 guptaa
Curve Type : Average

Compound	0.05000 Level 1 / 0.01000 Level 7	0.20000 Level 2	0.50000 Level 3	1.000 Level 4	2.000 Level 5	4.000 Level 6	RRF	% RSD	
4 Aroclor-1016(1)	442520 / 404600	467160	428400	372430	416251	329479	408691	11.219	
(2)	461620 / 522000	483160	448744	408880	468654	371876	452133	10.884	
(3)	372460 / 373000	396115	377140	337457	398591	329311	369153	7.231	
(4)	324720 / 318600	329820	312944	277139	325091	266644	307851	8.225	
(5)	379800 / 352100	403110	366904	332409	391748	312093	362595	8.992	
5 Aroclor-1242(1)	+++++ / +++++	+++++	278752	+++++	+++++	+++++	278752	0.000	
(2)	+++++ / +++++	+++++	250286	+++++	+++++	+++++	250286	0.000	<-
(3)	+++++ / +++++	+++++	253556	+++++	+++++	+++++	253556	0.000	<-
(4)	+++++ / +++++	+++++	315858	+++++	+++++	+++++	315858	0.000	<-
(5)	+++++ / +++++	+++++	315312	+++++	+++++	+++++	315312	0.000	<-
6 Aroclor-1248(1)	+++++ / +++++	+++++	471376	+++++	+++++	+++++	471376	0.000	

Report Date : 30-Jul-2008 09:59

TestAmerica Pittsburgh

INITIAL CALIBRATION DATA

Start Cal Date : 29-JUL-2008 10:26
End Cal Date : 29-JUL-2008 15:13
Quant Method : ESTD
Origin : Disabled
Target Version : 4.14
Integrator : Falcon
Method file : \\PITSVR06\D\chem\gc10.i\07288.b\PCBA.m
Last Edit : 30-Jul-2008 08:40 guptaa
Curve Type : Average

Compound	0.05000 Level 1 / 0.01000 Level 7	0.20000 Level 2	0.50000 Level 3	1.000 Level 4	2.000 Level 5	4.000 Level 6	RRF	% RSD	
(2)	+++++ / +++++	+++++	342558	+++++	+++++	+++++	342558	0.000	<-
(3)	+++++ / +++++	+++++	531332	+++++	+++++	+++++	531332	0.000	<-
(4)	+++++ / +++++	+++++	238190	+++++	+++++	+++++	238190	0.000	<-
(5)	+++++ / +++++	+++++	181546	+++++	+++++	+++++	181546	0.000	<-
7 Aroclor-1254 (1)	+++++ / +++++	+++++	183766	+++++	+++++	+++++	183766	0.000	
(2)	+++++ / +++++	+++++	288582	+++++	+++++	+++++	288582	0.000	<-
(3)	+++++ / +++++	+++++	489802	+++++	+++++	+++++	489802	0.000	<-
(4)	+++++ / +++++	+++++	732874	+++++	+++++	+++++	732874	0.000	<-
(5)	+++++ / +++++	+++++	260230	+++++	+++++	+++++	260230	0.000	<-
8 Aroclor-1260 (1)	649360 / 689800	678520	615658	571623	662776	535032	628967	9.180	
(2)	978340 / 1055300	1005585	910028	832741	983737	808198	939133	9.793	

Report Date : 30-Jul-2008 09:59

TestAmerica Pittsburgh

INITIAL CALIBRATION DATA

Start Cal Date : 29-JUL-2008 10:26
End Cal Date : 29-JUL-2008 15:13
Quant Method : ESTD
Origin : Disabled
Target Version : 4.14
Integrator : Falcon
Method file : \\PITSVR06\D\chem\gc10.i\07288.b\PCBA.m
Last Edit : 30-Jul-2008 08:40 guptaa
Curve Type : Average

Compound	0.05000 Level 1	0.20000 Level 2	0.50000 Level 3	1.000 Level 4	2.000 Level 5	4.000 Level 6	RRF	% RSD	
	0.01000 Level 7								
(3)	1116340	1158500	1075738	995508	1180397	966222			
	1235800						1104072	8.896	
(4)	643520	668635	612886	560940	660391	545892			
	694100						626623	8.925	
(5)	1756200	1942830	1808042	1626844	1901060	1566902			
	1924300						1789454	8.276	
9 Aroclor-1262(1)	+++++	+++++	337140	+++++	+++++	+++++			
	+++++						337140	0.000	
(2)	+++++	+++++	416382	+++++	+++++	+++++			
	+++++						416382	0.000	<-
(3)	+++++	+++++	366502	+++++	+++++	+++++			
	+++++						366502	0.000	<-
(4)	+++++	+++++	701016	+++++	+++++	+++++			
	+++++						701016	0.000	<-
(5)	+++++	+++++	884314	+++++	+++++	+++++			
	+++++						884314	0.000	<-
10 Aroclor-1268(1)	+++++	+++++	474442	+++++	+++++	+++++			
	+++++						474442	0.000	
(2)	+++++	+++++	2010808	+++++	+++++	+++++			
	+++++						2010808	0.000	<-
(3)	+++++	+++++	885858	+++++	+++++	+++++			
	+++++						885858	0.000	<-

Report Date : 30-Jul-2008 09:59

TestAmerica Pittsburgh

INITIAL CALIBRATION DATA

Start Cal Date : 29-JUL-2008 10:26
End Cal Date : 29-JUL-2008 15:13
Quant Method : ESTD
Origin : Disabled
Target Version : 4.14
Integrator : Falcon
Method file : \\PITSVR06\D\chem\gc10.i\07288.b\PCBA.m
Last Edit : 30-Jul-2008 08:40 guptaa
Curve Type : Average

Compound	0.05000 Level 1	0.20000 Level 2	0.50000 Level 3	1.000 Level 4	2.000 Level 5	4.000 Level 6	0.01000 Level 7	RRF	% RSD	
(4)	+++++	+++++	1146698	+++++	+++++	+++++	+++++	1146698	0.000	<-
$ 2 Tetrachloro-m-xylene	15629600	17039100	16322520	14442820	13688390	12341830	16372000	15119466	11.193	
$ 11 Decachlorobiphenyl	17142000	18112800	16943240	15741020	14659820	13244375	18114000	16279608	11.225	

Data File: \\PITSVR06\D\chem\gc10.i\07288.b\S0780919.D
Report Date: 30-Jul-2008 08:00

TE
HP6890 GC-10
MR-1

TestAmerica Pittsburgh

CONTINUING CALIBRATION COMPOUNDS

Instrument ID: gc10.i
Lab File ID: S0780919.D
Analysis Type:
Lab Sample ID: 2M1660
Method: \\PITSVR06\D\chem\gc10.i\07288.b\PCBA.m

Injection Date: 29-JUL-2008 18:01
Init. Cal. Date(s): 29-JUL-2008 29-JUL-2008
Init. Cal. Times: 10:26 15:13
Quant Type: ESTD

COMPOUND	RRF / AMOUNT	RF0.500	MIN RRF	%D / %DRIFT	MAX %D / %DRIFT	CURVE TYPE	
4 Aroclor-1016 (1)	408691	395904	0.010	3.12887	15.00000	Averaged	
(2)	452133	427112	0.010	5.53409	15.00000	Averaged	
(3)	369153	354096	0.010	4.07890	15.00000	Averaged	
(4)	307851	286738	0.010	6.85820	15.00000	Averaged	
(5)	362595	348306	0.010	3.94071	15.00000	Averaged	
$ 2 Tetrachloro-m-xylene	15119466	++++	0.000	++++	15.00000	Averaged	<-
$ 11 Decachlorobiphenyl	16279608	415120	0.010	97.45006	15.00000	Averaged	<-
8 Aroclor-1260 (1)	628967	642448	0.010	-2.14338	15.00000	Averaged	
(2)	939133	935542	0.010	0.38233	15.00000	Averaged	
(3)	1104072	1107010	0.010	-0.26611	15.00000	Averaged	
(4)	626623	650470	0.010	-3.80558	15.00000	Averaged	
(5)	1789454	1784204	0.010	0.29338	15.00000	Averaged	

NA
AG
7/29/08

Data File: \\PITSVR06\D\chem\gc10.i\07288.b\S0880208.D
Report Date: 11-Aug-2008 12:45

TC
HPC890 510
MRL

TestAmerica Pittsburgh

CONTINUING CALIBRATION COMPOUNDS

Instrument ID: gc10.i
Lab File ID: S0880208.D
Analysis Type:
Lab Sample ID: M1660
Method: \\PITSVR06\D\chem\gc10.i\07288.b\PCBA.m

Injection Date: 11-AUG-2008 12:02
Init. Cal. Date(s): 29-JUL-2008 29-JUL-2008
Init. Cal. Times: 10:26 15:13
Quant Type: ESTD

COMPOUND	RRF / AMOUNT	RF0.500	MIN RRF	%D / %DRIFT	MAX %D / %DRIFT	CURVE TYPE
4 Aroclor-1016 (1)	408325	449038	0.010	-9.97077	15.00000	Averaged
(2)	452133	472612	0.010	-4.52931	15.00000	Averaged
(3)	369153	402108	0.010	-8.92708	15.00000	Averaged
(4)	307851	333886	0.010	-8.45700	15.00000	Averaged
(5)	362595	388096	0.010	-7.03297	15.00000	Averaged
$ 2 Tetrachloro-m-xylene	15119466	16933080	0.000	-11.99523	15.00000	Averaged
$ 11 Decachlorobiphenyl	16279608	18628320	0.010	-14.42733	15.00000	Averaged
8 Aroclor-1260 (1)	628967	686006	0.010	-9.06870	15.00000	Averaged
(2)	939133	1025412	0.010	-9.18714	15.00000	Averaged
(3)	1104072	1215298	0.010	-10.07416	15.00000	Averaged
(4)	626623	685676	0.010	-9.42395	15.00000	Averaged
(5)	1789454	1980454	0.010	-10.67365	15.00000	Averaged

Data File: \\PITSVR06\D\chem\gc10.i\07288.b\S0880229.D
Report Date: 12-Aug-2008 07:00

TE
W0689.105
MA1

TestAmerica Pittsburgh

CONTINUING CALIBRATION COMPOUNDS

Instrument ID: gc10.i
Lab File ID: S0880229.D
Analysis Type:
Lab Sample ID: MH1660
Method: \\PITSVR06\D\chem\gc10.i\07288.b\PCBA.m

Injection Date: 11-AUG-2008 20:29
Init. Cal. Date(s): 29-JUL-2008 29-JUL-2008
Init. Cal. Times: 10:26 15:13
Quant Type: ESTD

COMPOUND	RRF / AMOUNT	RF1	MIN RRF	%D / %DRIFT	MAX %D / %DRIFT	CURVE TYPE
4 Aroclor-1016 (1)	408325	421959	0.010	-3.33904	15.00000	Averaged
(2)	452133	454276	0.010	-0.47387	15.00000	Averaged
(3)	369153	395290	0.010	-7.08015	15.00000	Averaged
(4)	307851	319806	0.010	-3.88336	15.00000	Averaged
(5)	362595	383865	0.010	-5.86610	15.00000	Averaged
$ 2 Tetrachloro-m-xylene	15119466	16197920	0.000	-7.13289	15.00000	Averaged
$ 11 Decachlorobiphenyl	16279608	15061360	0.010	7.48328	15.00000	Averaged
8 Aroclor-1260 (1)	628967	650407	0.010	-3.40879	15.00000	Averaged
(2)	939133	947477	0.010	-0.88852	15.00000	Averaged
(3)	1104072	1093318	0.010	0.97403	15.00000	Averaged
(4)	626623	626040	0.010	0.09310	15.00000	Averaged
(5)	1789454	1718258	0.010	3.97864	15.00000	Averaged

Data File: \\PITSVR06\D\chem\gc10.i\07288.b\S0880250.D
Report Date: 12-Aug-2008 07:00

TR
HP6890 105
MRL

TestAmerica Pittsburgh

CONTINUING CALIBRATION COMPOUNDS

Instrument ID: gc10.i
Lab File ID: S0880250.D
Analysis Type:
Lab Sample ID: M1660
Method: \\PITSVR06\D\chem\gc10.i\07288.b\PCBA.m

Injection Date: 12-AUG-2008 04:44
Init. Cal. Date(s): 29-JUL-2008 29-JUL-2008
Init. Cal. Times: 10:26 15:13
Quant Type: ESTD

COMPOUND	RRF / AMOUNT	RF0.500	MIN RRF	%D / %DRIFT	MAX %D / %DRIFT	CURVE TYPE	
4 Aroclor-1016(1)	408325	480042	0.010	-17.56375	15.00000	Averaged	<-
(2)	452133	518844	0.010	-14.75461	15.00000	Averaged	
(3)	369153	439806	0.010	-19.13909	15.00000	Averaged	<-
(4)	307851	360384	0.010	-17.06441	15.00000	Averaged	<-
(5)	362595	429846	0.010	-18.54720	15.00000	Averaged	<-
$ 2 Tetrachloro-m-xylene	15119466	18165520	0.000	-20.14657	15.00000	Averaged	<-
$ 11 Decachlorobiphenyl	16279608	16322400	0.010	-0.26286	15.00000	Averaged	
8 Aroclor-1260(1)	628967	703284	0.010	-11.81575	15.00000	Averaged	
(2)	939133	1075890	0.010	-14.56210	15.00000	Averaged	
(3)	1104072	1242862	0.010	-12.57074	15.00000	Averaged	
(4)	626623	689196	0.010	-9.98569	15.00000	Averaged	
(5)	1789454	1981754	0.010	-10.74630	15.00000	Averaged	

17.4%

8D
PESTICIDE ANALYTICAL SEQUENCE

Lab Name: TESTAMERICA PITTSBURGH Contract:

Lab Code: TA Case No.: SAS No.: 40325 SDG No.: C8H010190

GC Column: MR-2 ID: 0.53 (mm) Init. Calib. Date(s): 07/29/08 07/29/08

Instrument ID: GC10

THE ANALYTICAL SEQUENCE OF PERFORMANCE EVALUATION MIXTURES, BLANKS, SAMPLES, AND STANDARDS IS GIVEN BELOW:

	MEAN SURROGATE RT FROM INITIAL CALIBRATION					
	EPA SAMPLE NO.	LAB SAMPLE ID	DATE ANALYZED	TIME ANALYZED	RT #	RT #
01		M2154	07/29/08	1050		
02		M1232	07/29/08	1114		
03		M1242	07/29/08	1138		
04		M1248	07/29/08	1202		
05		M1262	07/29/08	1226		
06		M1268	07/29/08	1250		
07		XL1660	07/29/08	1314		
08		L1660	07/29/08	1338		
09		ML1660	07/29/08	1401		
10		M1660	07/29/08	1425		
11		MH1660	07/29/08	1449		
12		H1660	07/29/08	1513		
13		XH1660	07/29/08	1537		
14		2M2154	07/29/08	1601		
15		2M1232	07/29/08	1625		
16		2M1242	07/29/08	1649		
17		2M1248	07/29/08	1713		
18		2M1262	07/29/08	1737		
19		2M1268	07/29/08	1801		
20		2M1660	07/29/08	1825		
21		M2154	08/05/08	1110		
22		M1232	08/05/08	1134		
23		M1242	08/05/08	1158		
24		M1248	08/05/08	1222		
25		M1262	08/05/08	1246		
26		M1268	08/05/08	1310		
27		M1660	08/05/08	1700		
28	FMC-III-SED-	KTHH31AC	08/05/08	2059		
29	FMC-III-SED-	KTHH41AC	08/05/08	2123		
30	FMC-III-SED-	KTHH51AC	08/05/08	2147		
31	PBLK7080	KTJ821AA	08/05/08	2211		
32	LCS7080	KTJ821AC	08/05/08	2235		

QC LIMITS

Column used to flag retention time values with an asterisk.
* Values outside of QC limits.

8D

PESTICIDE ANALYTICAL SEQUENCE

Lab Name: TESTAMERICA PITTSBURGH Contract:

Lab Code: TA Case No.: SAS No.: 40325 SDG No.: C8H010190

GC Column: MR-2 ID: 0.53 (mm) Init. Calib. Date(s): 07/29/08 07/29/08

Instrument ID: GC10

THE ANALYTICAL SEQUENCE OF PERFORMANCE EVALUATION MIXTURES, BLANKS, SAMPLES, AND STANDARDS IS GIVEN BELOW:

	MEAN SURROGATE RT FROM INITIAL CALIBRATION					
	EPA SAMPLE NO.	LAB SAMPLE ID	DATE ANALYZED	TIME ANALYZED	RT #	RT #
01		MH1660	08/06/08	0010		
02						
03						
04						
05						
06						
07						
08						
09						
10						
11						
12						
13						
14						
15						
16						
17						
18						
19						
20						
21						
22						
23						
24						
25						
26						
27						
28						
29						
30						
31						
32						
			QC LIMITS			

Column used to flag retention time values with an asterisk.
* Values outside of QC limits.

Report Date : 30-Jul-2008 10:31

6E
HP6890 GC-10
MR-2

TestAmerica Pittsburgh

INITIAL CALIBRATION DATA

Start Cal Date : 29-JUL-2008 10:50
End Cal Date : 29-JUL-2008 15:37
Quant Method : ESTD
Origin : Disabled
Target Version : 4.14
Integrator : Falcon
Method file : \\PITSVR06\D\chem\gc10.i\07288.b\PCBB.m
Last Edit : 30-Jul-2008 10:18 guptaa
Curve Type : Average

Calibration File Names:
Level 1: \\PITSVR06\D\chem\gc10.i\07288.b\T0780907.D
Level 2: \\PITSVR06\D\chem\gc10.i\07288.b\T0780908.D
Level 3: \\PITSVR06\D\chem\gc10.i\07288.b\T0780909.D
Level 4: \\PITSVR06\D\chem\gc10.i\07288.b\T0780910.D
Level 5: \\PITSVR06\D\chem\gc10.i\07288.b\T0780911.D
Level 6: \\PITSVR06\D\chem\gc10.i\07288.b\T0780912.D
Level 7: \\PITSVR06\D\chem\gc10.i\07288.b\T0780906.D

Compound	0.05000 Level 1	0.20000 Level 2	0.50000 Level 3	1.000 Level 4	2.000 Level 5	4.000 Level 6	0.02000 Level 7	RRF	% RSD	
1 Aroclor-1221(1)	+++++	+++++	108524	+++++	+++++	+++++	+++++	108524	0.000	
(2)	+++++	+++++	67572	+++++	+++++	+++++	+++++	67572	0.000	<-
(3)	+++++	+++++	216850	+++++	+++++	+++++	+++++	216850	0.000	<-
3 Aroclor-1232(1)	+++++	+++++	143384	+++++	+++++	+++++	+++++	143384	0.000	
(2)	+++++	+++++	118584	+++++	+++++	+++++	+++++	118584	0.000	<-
(3)	+++++	+++++	89560	+++++	+++++	+++++	+++++	89560	0.000	<-
(4)	+++++	+++++	124828	+++++	+++++	+++++	+++++	124828	0.000	<-
(5)	+++++	+++++	74768	+++++	+++++	+++++	+++++	74768	0.000	<-

Report Date : 30-Jul-2008 10:31

TestAmerica Pittsburgh

INITIAL CALIBRATION DATA

Start Cal Date : 29-JUL-2008 10:50
End Cal Date : 29-JUL-2008 15:37
Quant Method : ESTD
Origin : Disabled
Target Version : 4.14
Integrator : Falcon
Method file : \\PITSVR06\D\chem\gc10.i\07288.b\PCBB.m
Last Edit : 30-Jul-2008 10:18 guptaa
Curve Type : Average

Compound	0.05000 Level 1	0.20000 Level 2	0.50000 Level 3	1.000 Level 4	2.000 Level 5	4.000 Level 6	0.02000 Level 7	RRF	% RSD	
4 Aroclor-1016(1)	397900	417545	393796	375297	456274	357496	389600	398273	7.954	
(2)	332420	350190	345040	332796	401699	324618	306600	341909	8.751	
(3)	273780	300590	292650	279269	347516	279241	221700	284964	13.137	
(4)	292360	322930	319738	307041	386859	305149	223400	308211	15.667	
(5)	327620	344505	340772	333477	409377	330297	296100	340307	10.073	
5 Aroclor-1242(1)	+++++	+++++	254812	+++++	+++++	+++++	+++++	254812	0.000	
(2)	+++++	+++++	196932	+++++	+++++	+++++	+++++	196932	0.000	<-
(3)	+++++	+++++	226528	+++++	+++++	+++++	+++++	226528	0.000	<-
(4)	+++++	+++++	260896	+++++	+++++	+++++	+++++	260896	0.000	<-
(5)	+++++	+++++	237184	+++++	+++++	+++++	+++++	237184	0.000	<-
6 Aroclor-1248(1)	+++++	+++++	431244	+++++	+++++	+++++	+++++	431244	0.000	

Report Date : 30-Jul-2008 10:31

TestAmerica Pittsburgh

INITIAL CALIBRATION DATA

Start Cal Date : 29-JUL-2008 10:50
End Cal Date : 29-JUL-2008 15:37
Quant Method : ESTD
Origin : Disabled
Target Version : 4.14
Integrator : Falcon
Method file : \\PITSVR06\D\chem\gc10.i\07288.b\PCBB.m
Last Edit : 30-Jul-2008 10:18 guptaa
Curve Type : Average

Compound	0.05000 Level 1 / 0.02000 Level 7	0.20000 Level 2	0.50000 Level 3	1.000 Level 4	2.000 Level 5	4.000 Level 6	RRF	% RSD	
(2)	+++++	+++++	280110	+++++	+++++	+++++			
	+++++						280110	0.000	<-
(3)	+++++	+++++	458788	+++++	+++++	+++++			
	+++++						458788	0.000	<-
(4)	+++++	+++++	293440	+++++	+++++	+++++			
	+++++						293440	0.000	<-
(5)	+++++	+++++	197190	+++++	+++++	+++++			
	+++++						197190	0.000	<-
7 Aroclor-1254 (1)	+++++	+++++	348600	+++++	+++++	+++++			
	+++++						348600	0.000	
(2)	+++++	+++++	348016	+++++	+++++	+++++			
	+++++						348016	0.000	<-
(3)	+++++	+++++	313662	+++++	+++++	+++++			
	+++++						313662	0.000	<-
(4)	+++++	+++++	393596	+++++	+++++	+++++			
	+++++						393596	0.000	<-
(5)	+++++	+++++	384526	+++++	+++++	+++++			
	+++++						384526	0.000	<-
8 Aroclor-1260 (1)	595100	643250	606374	578265	691375	571289			
	587500						610450	7.005	
(2)	724900	821260	769464	748128	912974	743096			
	698700						774075	9.327	

Report Date : 30-Jul-2008 10:31

TestAmerica Pittsburgh

INITIAL CALIBRATION DATA

Start Cal Date : 29-JUL-2008 10:50
End Cal Date : 29-JUL-2008 15:37
Quant Method : ESTD
Origin : Disabled
Target Version : 4.14
Integrator : Falcon
Method file : \\PITSVR06\D\chem\gc10.i\07288.b\PCBB.m
Last Edit : 30-Jul-2008 10:18 guptaa
Curve Type : Average

Compound	0.05000 Level 1	0.20000 Level 2	0.50000 Level 3	1.000 Level 4	2.000 Level 5	4.000 Level 6	0.02000 Level 7	RRF	% RSD	
(3)	883320	966570	923614	888715	1082409	912798	845800	929032	8.323	
(4)	663880	720045	682910	639300	764956	641431	614200	675246	7.744	
(5)	1497500	1665830	1556896	1505157	1766623	1483821	1342700	1545504	8.855	
9 Aroclor-1262(1)	+++++	+++++	974880	+++++	+++++	+++++	+++++	974880	0.000	
(2)	+++++	+++++	884902	+++++	+++++	+++++	+++++	884902	0.000	<-
(3)	+++++	+++++	1898182	+++++	+++++	+++++	+++++	1898182	0.000	<-
(4)	+++++	+++++	1170418	+++++	+++++	+++++	+++++	1170418	0.000	<-
(5)	+++++	+++++	784834	+++++	+++++	+++++	+++++	784834	0.000	<-
10 Aroclor-1268(1)	+++++	+++++	2480076	+++++	+++++	+++++	+++++	2480076	0.000	
(2)	+++++	+++++	2497650	+++++	+++++	+++++	+++++	2497650	0.000	<-
(3)	+++++	+++++	1959340	+++++	+++++	+++++	+++++	1959340	0.000	<-

Report Date : 30-Jul-2008 10:31

TestAmerica Pittsburgh

INITIAL CALIBRATION DATA

Start Cal Date : 29-JUL-2008 10:50
End Cal Date : 29-JUL-2008 15:37
Quant Method : ESTD
Origin : Disabled
Target Version : 4.14
Integrator : Falcon
Method file : \\PITSVR06\D\chem\gc10.i\07288.b\PCBB.m
Last Edit : 30-Jul-2008 10:18 guptaa
Curve Type : Average

Compound	0.05000 Level 1	0.20000 Level 2	0.50000 Level 3	1.000 Level 4	2.000 Level 5	4.000 Level 6	0.02000 Level 7	RRF	% RSD	
(4)	+++++	+++++	833700	+++++	+++++	+++++	+++++	833700	0.000	<-
$ 2 Tetrachloro-m-xylene	13021200	14539400	14306400	13618680	13217810	11388535	12494000	13226575	8.167	
$ 11 Decachlorobiphenyl	14707200	15701600	14891880	14217160	13942690	12313015	13972000	14249364	7.390	

Data File: \\PITSVR06\D\chem\gc10.i\07288.b\T0780919.D
Report Date: 30-Jul-2008 10:09

7E
HP6890 GC-10
MR-2

TestAmerica Pittsburgh

CONTINUING CALIBRATION COMPOUNDS

Instrument ID: gc10.i
Lab File ID: T0780919.D
Analysis Type:
Lab Sample ID: 2M1660
Method: \\PITSVR06\D\chem\gc10.i\07288.b\PCBB.m

Injection Date: 29-JUL-2008 18:25
Init. Cal. Date(s): 29-JUL-2008 29-JUL-2008
Init. Cal. Times: 10:50 15:37
Quant Type: ESTD

COMPOUND	RRF / AMOUNT	RF0.500	MIN RRF	%D / %DRIFT	MAX %D / %DRIFT	CURVE TYPE	
4 Aroclor-1016 (1)	398273	350556	0.010	11.98089	15.00000	Averaged	
(2)	341909	312834	0.010	8.50369	15.00000	Averaged	
(3)	284964	261840	0.010	8.11461	15.00000	Averaged	
(4)	308211	280882	0.010	8.86694	15.00000	Averaged	
(5)	340307	306314	0.010	9.98885	15.00000	Averaged	
$ 2 Tetrachloro-m-xylene	13226575	++++	0.000	++++	15.00000	Averaged	<- NA
$ 11 Decachlorobiphenyl	14249364	326760	0.010	97.70684	15.00000	Averaged	<-
8 Aroclor-1260 (1)	610450	597594	0.010	2.10606	15.00000	Averaged	
(2)	774075	774824	0.010	-0.09683	15.00000	Averaged	
(3)	929032	896576	0.010	3.49356	15.00000	Averaged	
(4)	675246	675470	0.010	-0.03318	15.00000	Averaged	
(5)	1545504	1553962	0.010	-0.54727	15.00000	Averaged	

AA
7/30/08

Data File: \\PITSVR06\D\chem\gc10.i\07288.b\T0880079.D
Report Date: 06-Aug-2008 06:55

7E
HP6890 GC-10
MR-2

TestAmerica Pittsburgh

CONTINUING CALIBRATION COMPOUNDS

Instrument ID: gc10.i
Lab File ID: T0880079.D
Analysis Type:
Lab Sample ID: M1660
Method: \\PITSVR06\D\chem\gc10.i\07288.b\PCBB.m

Injection Date: 05-AUG-2008 17:00
Init. Cal. Date(s): 29-JUL-2008 29-JUL-2008
Init. Cal. Times: 10:50 15:37
Quant Type: ESTD

COMPOUND	RRF / AMOUNT	RF0.500	MIN RRF	%D / %DRIFT	MAX %D / %DRIFT	CURVE TYPE
4 Aroclor-1016 (1)	398273	389264	0.010	2.26192	15.00000	Averaged
(2)	341909	336620	0.010	1.54686	15.00000	Averaged
(3)	284964	283864	0.010	0.38590	15.00000	Averaged
(4)	308211	309686	0.010	-0.47861	15.00000	Averaged
(5)	340307	341350	0.010	-0.30657	15.00000	Averaged
$ 2 Tetrachloro-m-xylene	13226575	13517040	0.000	-2.19607	15.00000	Averaged
$ 11 Decachlorobiphenyl	14249364	13086800	0.010	8.15871	15.00000	Averaged
8 Aroclor-1260 (1)	610450	579788	0.010	5.02292	15.00000	Averaged
(2)	774075	753856	0.010	2.61196	15.00000	Averaged
(3)	929032	912842	0.010	1.74270	15.00000	Averaged
(4)	675246	639328	0.010	5.31924	15.00000	Averaged
(5)	1545504	1464538	0.010	5.23880	15.00000	Averaged

Data File: \\PITSVR06\D\chem\gc10.i\07288.b\T0880097.D
Report Date: 06-Aug-2008 06:55

7E
HP6890 GC-10
MR-2

TestAmerica Pittsburgh

CONTINUING CALIBRATION COMPOUNDS

Instrument ID: gc10.i
Lab File ID: T0880097.D
Analysis Type:
Lab Sample ID: MH1660
Method: \\PITSVR06\D\chem\gc10.i\07288.b\PCBB.m

Injection Date: 06-AUG-2008 00:10
Init. Cal. Date(s): 29-JUL-2008 29-JUL-2008
Init. Cal. Times: 10:50 15:37
Quant Type: ESTD

COMPOUND	RRF / AMOUNT	RF1	MIN RRF	%D / %DRIFT	MAX %D / %DRIFT	CURVE TYPE
4 Aroclor-1016 (1)	398273	369814	0.010	7.14551	15.00000	Averaged
(2)	341909	331841	0.010	2.94460	15.00000	Averaged
(3)	284964	281303	0.010	1.28461	15.00000	Averaged
(4)	308211	310036	0.010	-0.59217	15.00000	Averaged
(5)	340307	338289	0.010	0.59291	15.00000	Averaged
$ 2 Tetrachloro-m-xylene	13226575	13665560	0.000	-3.31896	15.00000	Averaged
$ 11 Decachlorobiphenyl	14249364	13549740	0.010	4.90986	15.00000	Averaged
8 Aroclor-1260 (1)	610450	574516	0.010	5.88654	15.00000	Averaged
(2)	774075	721110	0.010	6.84230	15.00000	Averaged
(3)	929032	865490	0.010	6.83962	15.00000	Averaged
(4)	675246	624903	0.010	7.45550	15.00000	Averaged
(5)	1545504	1457043	0.010	5.72376	15.00000	Averaged

SW846 8082 METHOD BLANK SUMMARY

BLANK WORKORDER NO.: KTLEE1AA

Lab Name: TestAmerica Laboratories, Inc.

Lab Code: TALPIT

SDG Number:

Lab File ID: S0880227.

Lot Number: C8H010190

Matrix: SOLID

Extraction Method: 3541

Date Extracted: 08/05/08

Date Analyzed(1): 08/11/08

Date Analyzed(2): N/A

Time Analyzed(1): 19:41

Time Analyzed(2): N/A

Instrument ID(1): S/T

Instrument ID(2): N/A

GC Column(1): MR1/MR2 ID: 053 GC Column(2): N/A ID: N/A

THIS METHOD BLANK APPLIES TO THE FOLLOWING SAMPLES, MS, AND MSD:

	CLIENT ID.	SAMPLE WORK ORDER #	DATE ANALYZED(1)	DATE ANALYZED(2)
01	FMC-III-SED-12B	KTHG21AC	08/11/08	N/A
02	FMC-III-SED-12C	KTHG41AC	08/11/08	N/A
03	FMC-III-SED-13B	KTHG51AC	08/11/08	N/A
04	FMC-III-SED-13C	KTHG61AC	08/11/08	N/A
05	FMC-III-SED-9B	KTHG81AC	08/11/08	N/A
06	FMC-III-SED-9C	KTHHA1AC	08/11/08	N/A
07	FMC-III-SED-10B	KTHHE1AC	08/11/08	N/A
08	FMC-III-SED-10C	KTHHG1AC	08/11/08	N/A
09	FMC-III-SED-27A	KTHHJ1AC	08/11/08	N/A
10	FMC-III-SED-27B	KTHHK1AC	08/11/08	N/A
11	FMC-III-SED-27C	KTHHL1AC	08/11/08	N/A
12	FMC-III-SED-27C	KTHHL1AF S	08/11/08	N/A
13	FMC-III-SED-27C	KTHHL1AG D	08/11/08	N/A
14	FMC-III-SED-28A	KTHHM1AC	08/11/08	N/A
15	FMC-III-SED-28B	KTHHN1AC	08/11/08	N/A
16	FMC-III-SED-28C	KTHHP1AC	08/11/08	N/A
17	FMC-III-SED-30A	KTHHQ1AC	08/11/08	N/A
18	FMC-III-SED-30B	KTHHR1AC	08/11/08	N/A
19	FMC-III-SED-30C	KTHHV1AC	08/11/08	N/A
20	FMC-III-SED-32A	KTHHW1AC	08/11/08	N/A
21	FMC-III-SED-32B	KTHH01AC	08/11/08	N/A
22	FMC-III-SED-32C	KTHH21AC	08/11/08	N/A
23	CHECK SAMPLE	KTLEE1AC C	08/11/08	N/A

COMMENTS:

FORM IV

METHOD BLANK REPORT

GC Semivolatiles

Client Lot #...: C8H010190
MB Lot-Sample #: C8H050000-032
Work Order #...: KTLEE1AA
Matrix.....: SOLID

Analysis Date..: 08/11/08
Dilution Factor: 1
Prep Date.....: 08/05/08
Prep Batch #...: 8218032
Initial Wgt/Vol: 15 g
Analyst ID.....: 402331
Analysis Time..: 19:41
Final Wgt/Vol..: 20 mL
Instrument ID..: S/T

PARAMETER	RESULT	REPORTING LIMIT	UNITS	METHOD
Aroclor 1016	ND	17	ug/kg	SW846 8082
Aroclor 1221	ND	17	ug/kg	SW846 8082
Aroclor 1232	ND	17	ug/kg	SW846 8082
Aroclor 1242	ND	17	ug/kg	SW846 8082
Aroclor 1248	ND	17	ug/kg	SW846 8082
Aroclor 1254	ND	17	ug/kg	SW846 8082
Aroclor 1260	ND	17	ug/kg	SW846 8082

SURROGATE	PERCENT RECOVERY	RECOVERY LIMITS
Tetrachloro-m-xylene	104	(31 - 127)
Decachlorobiphenyl	94	(23 - 141)

NOTE(S):

Calculations are performed before rounding to avoid round-off errors in calculated results.

SW846 8082 METHOD BLANK SUMMARY

BLANK WORKORDER NO.: KTJ821AA

Lab Name: TestAmerica Laboratories, Inc.

Lab Code: TALPIT

SDG Number:

Lab File ID: T0880092.

Lot Number: C8H010190

Matrix: SOLID

Extraction Method: 3541

Date Extracted: 08/04/08

Date Analyzed(1): 08/05/08

Date Analyzed(2): N/A

Time Analyzed(1): 22:11

Time Analyzed(2): N/A

Instrument ID(1): S/T

Instrument ID(2): N/A

GC Column(1): MR1/MR2 ID: 053 GC Column(2): N/A ID: N/A

THIS METHOD BLANK APPLIES TO THE FOLLOWING SAMPLES, MS, AND MSD:

	CLIENT ID.	SAMPLE WORK ORDER #	DATE ANALYZED(1)	DATE ANALYZED(2)
01	FMC-III-SED-35A	KTHH31AC	08/05/08	N/A
02	FMC-III-SED-35B	KTHH41AC	08/05/08	N/A
03	FMC-III-SED-35C	KTHH51AC	08/05/08	N/A
04	INTRA-LAB QC	KTJPT1AA	08/05/08	N/A
05	LAB MS/MSD	KTJPT1AC S	08/05/08	N/A
06	LAB MS/MSD	KTJPT1AD D	08/05/08	N/A
07	CHECK SAMPLE	KTJ821AC C	08/05/08	N/A
08				
09				
10				
11				
12				
13				
14				
15				
16				
17				
18				
19				
20				

COMMENTS:

FORM IV

METHOD BLANK REPORT

GC Semivolatiles

Client Lot #...: C8H010190 **Work Order #...:** KTJ821AA **Matrix.....:** SOLID
MB Lot-Sample #: C8H040000-080

Prep Date.....: 08/04/08 **Analysis Time..:** 22:11
Analysis Date..: 08/05/08 **Prep Batch #...:** 8217080 **Final Wgt/Vol..:** 20 mL
Dilution Factor: 1 **Initial Wgt/Vol:** 15 g **Instrument ID..:** S/T
Analyst ID.....: 402360

PARAMETER	RESULT	REPORTING LIMIT	UNITS	METHOD
Aroclor 1016	ND	17	ug/kg	SW846 8082
Aroclor 1221	ND	17	ug/kg	SW846 8082
Aroclor 1232	ND	17	ug/kg	SW846 8082
Aroclor 1242	ND	17	ug/kg	SW846 8082
Aroclor 1248	ND	17	ug/kg	SW846 8082
Aroclor 1254	ND	17	ug/kg	SW846 8082
Aroclor 1260	ND	17	ug/kg	SW846 8082

SURROGATE	PERCENT RECOVERY	RECOVERY LIMITS
Tetrachloro-m-xylene	92	(31 - 127)
Decachlorobiphenyl	100	(23 - 141)

NOTE(S):

Calculations are performed before rounding to avoid round-off errors in calculated results.

SW846 8082 METHOD BLANK SUMMARY

BLANK WORKORDER NO.: KTK4V1AA

Lab Name: TestAmerica Laboratories, Inc.

Lab Code: TALPIT

SDG Number:

Lab File ID: S0880241.

Lot Number: C8H010190

Matrix: WATER

Extraction Method: 3541

Date Extracted: 08/04/08

Date Analyzed(1): 08/12/08

Date Analyzed(2): N/A

Time Analyzed(1): 01:12

Time Analyzed(2): N/A

Instrument ID(1): S/T

Instrument ID(2): N/A

GC Column(1): MR1/MR2 ID: 053 GC Column(2): N/A ID: N/A

THIS METHOD BLANK APPLIES TO THE FOLLOWING SAMPLES, MS, AND MSD:

	CLIENT ID.	SAMPLE WORK ORDER #	DATE ANALYZED(1)	DATE ANALYZED(2)
01	FMC-III-SW-27	KTHH61AA	08/11/08	N/A
02	FMC-III-SW-32	KTHH81AL	08/11/08	N/A
03	FMC-III-SW-30	KTHJA1AA	08/11/08	N/A
04	FMC-III-SW-28	KTHJE1AW	08/12/08	N/A
05	CHECK SAMPLE	KTK4V1AC C	08/12/08	N/A
06	DUPLICATE CHECK	KTK4V1AD L	08/12/08	N/A
07				
08				
09				
10				
11				
12				
13				
14				
15				
16				
17				
18				
19				
20				

COMMENTS:

FORM IV

METHOD BLANK REPORT

GC Semivolatiles

Client Lot #...: C8H010190
MB Lot-Sample #: C8H040000-396

Work Order #...: KTK4V1AA

Matrix.....: WATER

Analysis Date..: 08/12/08
Dilution Factor: 1

Prep Date.....: 08/04/08
Prep Batch #...: 8217396
Initial Wgt/Vol: 1000 mL
Analyst ID.....: 402331

Analysis Time..: 01:12
Final Wgt/Vol..: 40 mL
Instrument ID..: S/T

PARAMETER	RESULT	REPORTING LIMIT	UNITS	METHOD
Aroclor 1016	ND	0.40	ug/L	SW846 8082
Aroclor 1221	ND	0.40	ug/L	SW846 8082
Aroclor 1232	ND	0.40	ug/L	SW846 8082
Aroclor 1242	ND	0.40	ug/L	SW846 8082
Aroclor 1248	ND	0.40	ug/L	SW846 8082
Aroclor 1254	ND	0.40	ug/L	SW846 8082
Aroclor 1260	ND	0.40	ug/L	SW846 8082

SURROGATE	PERCENT RECOVERY	RECOVERY LIMITS
Tetrachloro-m-xylene	83	(45 - 120)
Decachlorobiphenyl	97	(24 - 128)

NOTE(S):

Calculations are performed before rounding to avoid round-off errors in calculated results.

SW846 8082 SURROGATE RECOVERY

Lab Name: TestAmerica Laboratories, Inc. Client: Tetra Tech NUS, Inc

Lab Code: TALPIT SDG No:

Lot #: C8H010190

Extraction: XXA4FQH01

	CLIENT ID.	SRG01	SRG02	TOT OUT
01	FMC-III-SED-12B	96	95	00
02	FMC-III-SED-12C	81	87	00
03	FMC-III-SED-13B	92	88	00
04	FMC-III-SED-13C	90	91	00
05	FMC-III-SED-9B	101	101	00
06	FMC-III-SED-9C	99	104	00
07	FMC-III-SED-10B	101	104	00
08	FMC-III-SED-10C	89	92	00
09	FMC-III-SED-27A	79	83	00
10	FMC-III-SED-27B	77	74	00
11	FMC-III-SED-27C	79	91	00
12	FMC-III-SED-28A	95	81	00
13	FMC-III-SED-28B	94	79	00
14	FMC-III-SED-28C	103	88	00
15	FMC-III-SED-30A	101	91	00
16	FMC-III-SED-30B	103	97	00
17	FMC-III-SED-30C	74	73	00
18	FMC-III-SED-32A	96	88	00
19	FMC-III-SED-32B	95	103	00
20	FMC-III-SED-32C	96	89	00
21	FMC-III-SED-35A	96	93	00
22	FMC-III-SED-35B	91	94	00
23	FMC-III-SED-35C	93	97	00
24	INTRA-LAB QC	0 D	0 D	02
25	METHOD BLK. KTJ821AA	92	100	00
26	METHOD BLK. KTLEE1AA	104	94	00
27	LCS KTJ821AC	96	101	00

\# Column to be used to flag recovery values
* Values outside of required QC Limits
D System monitoring Compound diluted out

FORM II

SW846 8082 SURROGATE RECOVERY

Lab Name: TestAmerica Laboratories, Inc. Client: Tetra Tech NUS, Inc

Lab Code: TALPIT SDG No:

Lot #: C8H010190

Extraction: XXA4FQH01

	CLIENT ID.	SRG01	SRG02	TOT OUT
01	LCS KTLEE1AC	102	97	00
02	FMC-III-SED-27C D	81	89	00
03	LAB MS/MSD D	0 D	0 D	02
04	FMC-III-SED-27C S	78	80	00
05	LAB MS/MSD S	0 D	0 D	02

SURROGATES		QC LIMITS
SRG01	= Tetrachloro-m-xylene	(31-127)
SRG02	= Decachlorobiphenyl	(23-141)

\# Column to be used to flag recovery values
* Values outside of required QC Limits
D System monitoring Compound diluted out

FORM II

SW846 8082 SURROGATE RECOVERY

Lab Name: TestAmerica Laboratories, Inc. Client: Tetra Tech NUS, Inc

Lab Code: TALPIT SDG No:

Lot #: C8H010190

Extraction: XXI09QH01

	CLIENT ID.	SRG01	SRG02	TOT OUT
01	FMC-III-SW-27	96	96	00
02	FMC-III-SW-32	101	99	00
03	FMC-III-SW-30	94	95	00
04	FMC-III-SW-28	96	98	00
05	METHOD BLK. KTK4V1AA	83	97	00
06	LCS KTK4V1AC	94	98	00
07	LCSD KTK4V1AD	96	99	00

SURROGATES		QC LIMITS
SRG01	= Tetrachloro-m-xylene	(45-120)
SRG02	= Decachlorobiphenyl	(24-128)

\# Column to be used to flag recovery values
* Values outside of required QC Limits
D System monitoring Compound diluted out

FORM II

SW846 8082 CHECK SAMPLE RECOVERY

Lab Name: TestAmerica Laboratories, Inc. Client: Tetra Tech NUS, Inc

Lab Code: TALPIT SDG No:

Lot #: C8H050000 WO #: KTLEE1AC

BATCH: 8218032

COMPOUND	SPIKE ADDED (ug/kg)	SAMPLE CONCENT. (ug/kg)	% REC	QC LIMITS REC	QUAL
Aroclor 1016	1330	1290	96	55 - 117	
Aroclor 1260	1330	1340	100	54 - 117	

NOTES(S):

* Values outside of QC limits

Spike Recovery: 0 out of 2 outside limits

COMMENTS:

FORM III

SW846 8082 CHECK SAMPLE RECOVERY

Lab Name: TestAmerica Laboratories, Inc. Client: Tetra Tech NUS, Inc

Lab Code: TALPIT SDG No:

Lot #: C8H040000 WO #: KTJ821AC
BATCH: 8217080

COMPOUND	SPIKE ADDED (ug/kg)	SAMPLE CONCENT. (ug/kg)	% REC	QC LIMITS REC	QUAL
Aroclor 1016	1330	1130	85	55- 117	
Aroclor 1260	1330	1210	91	54- 117	

NOTES(S):

* Values outside of QC limits

Spike Recovery: 0 out of 2 outside limits

COMMENTS:

FORM III

SW846 8082 CHECK SAMPLE RECOVERY

Lab Name: TestAmerica Laboratories, Inc. Client: Tetra Tech NUS, Inc

Lab Code: TALPIT SDG No:

Lot #: C8H040000 WO #: KTK4V1AC
BATCH: 8217396

COMPOUND	SPIKE ADDED (ug/L)	SAMPLE CONCENT. (ug/L)	% REC	QC LIMITS REC	QUAL
Aroclor 1016	40.0	34.6	86	60- 110	
Aroclor 1260	40.0	37.7	94	60- 111	

NOTES(S):

* Values outside of QC limits

Spike Recovery: 0 out of 2 outside limits

COMMENTS:

FORM III

SW846 8082 CHECK SAMPLE DUPLICATE RECOVERY

Lab Name: TestAmerica Laboratories, Inc. Client: Tetra Tech NUS, Inc

Lab Code: TALPIT SDG No:

Lot #: C8H040000 WO #: KTK4V1AD
BATCH: 8217396

COMPOUND	SPIKE ADDED (ug/L)	SAMPLE CONCENT. (ug/L)	% REC	QC LIMITS REC	QUAL
Aroclor 1016	40.0	35.3	88	60- 110	
Aroclor 1260	40.0	38.2	96	60- 111	

NOTES(S):

* Values outside of QC limits

Spike Recovery: 0 out of 2 outside limits

COMMENTS:

FORM III

SW846 8082 MATRIX SPIKE/MATRIX SPIKE DUPLICATE RECOVERY

Lab Name: TestAmerica Laboratories, Inc. Client: Tetra Tech NUS, Inc

Lab Code: TALPIT SDG No:

Matrix Spike ID: FMC-III-SED-27C Level: (low/med) LOW

Lot #: C8H010190 WO #: KTHHL1AF
BATCH: 8218032

COMPOUND	SPIKE ADDED (ug/kg)	SAMPLE CONCENT. (ug/kg)	MS CONCENT. (ug/kg)	MS % REC	LIMITS REC	QUAL
Aroclor 1016	2330	ND	1830	79	10- 183	
Aroclor 1260	2330	970	2510	66	25- 143	

NOTES(S):

Results and reporting limits have been adjusted for dry weight.

Column to be used to flag recovery and RPD values with an asterisk
* Values outside of QC limits

RPD: 0 out of 0 outside limits
Spike Recovery: 0 out of 2 outside limits

COMMENTS:

FORM III

SW846 8082 MATRIX SPIKE/MATRIX SPIKE DUPLICATE RECOVERY

Lab Name: TestAmerica Laboratories, Inc. Client: Tetra Tech NUS, Inc

Lab Code: TALPIT SDG No:

Matrix Spike ID: FMC-III-SED-27C Level: (low/med) LOW

Lot #: C8H010190 WO #: KTHHL1AG
BATCH: 8218032

COMPOUND	SPIKE ADDED (ug/kg)	MSD CONCENT. (ug/kg)	MSD % REC	% RPD	QC LIMITS RPD	QC LIMITS REC	QUAL
Aroclor 1016	2330	1860	80	1.8	39	10 - 183	
Aroclor 1260	2330	3210	96	24	34	25 - 143	

NOTES (S):

Results and reporting limits have been adjusted for dry weight.

Column to be used to flag recovery and RPD values with an asterisk
* Values outside of QC limits

RPD: 0 out of 2 outside limits
Spike Recovery: 0 out of 2 outside limits

COMMENTS:

FORM III

SW846 8082 MATRIX SPIKE/MATRIX SPIKE DUPLICATE RECOVERY

Lab Name: TestAmerica Laboratories, Inc. Client: Tetra Tech NUS, Inc

Lab Code: TALPIT SDG No:

Matrix Spike ID: LAB MS/MSD Level: (low/med) LOW

Lot #: C8H020121 WO #: KTJPT1AC ~ orginal sample not included in SDG

BATCH: 8217080

COMPOUND	SPIKE ADDED (ug/kg)	SAMPLE CONCENT. (ug/kg)	MS CONCENT. (ug/kg)	MS % REC	LIMITS REC	QUAL
Aroclor 1016	1580	ND		0*	10 - 183	NC DIL
Aroclor 1260	1580	330000		0*	25 - 143	NC DIL

NOTES (S):

NC The recovery and/or RPD were not calculated.

DIL The concentration is estimated or not reported due to dilution or the presence of interfering analytes.

Column to be used to flag recovery and RPD values with an asterisk
* Values outside of QC limits

RPD: 0 out of 0 outside limits
Spike Recovery: 2 out of 2 outside limits

COMMENTS:

FORM III

SW846 8082 MATRIX SPIKE/MATRIX SPIKE DUPLICATE RECOVERY

Lab Name: TestAmerica Laboratories, Inc. Client: Tetra Tech NUS, Inc

Lab Code: TALPIT SDG No:

Matrix Spike ID: LAB MS/MSD Level: (low/med) LOW

Lot #: C8H020121 WO #: KTJPT1AD
BATCH: 8217080

COMPOUND	SPIKE ADDED (ug/kg)	MSD CONCENT. (ug/kg)	MSD % REC	% RPD	QC LIMITS RPD	QC LIMITS REC	QUAL
Aroclor 1016	1580		0*	0.0	39	10 - 183	DIL
Aroclor 1260	1580		0*	0.0	34	25 - 143	DIL

NOTES (S):

Results and reporting limits have been adjusted for dry weight.

DIL The concentration is estimated or not reported due to dilution or the presence of interfering analytes.

Column to be used to flag recovery and RPD values with an asterisk
* Values outside of QC limits

RPD: 0 out of 2 outside limits
Spike Recovery: 2 out of 2 outside limits

COMMENTS:

FORM III

Data File: \\PITSVR06\D\chem\gc10.i\07288.b\S0880209.D
Report Date: 12-Aug-2008 07:29

TestAmerica Pittsburgh

Data file : \\PITSVR06\D\chem\gc10.i\07288.b\S0880209.D
Lab Smp Id: KTHG21AC
Client Smp ID: FMC-III-SED-12B
Inj Date : 11-AUG-2008 12:26
Operator :
Inst ID: gc10.i
Smp Info : KTHG21AC,07288.b
Misc Info : C8H010190 001
Comment : 8082 PCB ANALYSIS
Method : \\PITSVR06\D\chem\gc10.i\07288.b\PCBA.m
Meth Date : 12-Aug-2008 07:00 gc10.i
Quant Type: ESTD
Cal Date : 29-JUL-2008 15:13
Cal File: S0780912.D
Als bottle: 8
Dil Factor: 1.00000
Integrator: Falcon
Compound Sublist: PCB.sub
Target Version: 4.14
Sample Matrix: SOIL
Processing Host: PITPC-113

reported result
Aroclor-1260
130 mg/kg

Concentration Formula: Amt * DF * (Vt/Vi)/Ws * CpndVariable

Name	Value	Description
DF	1.000	Dilution Factor
Vt	20000.000	Volume of final extract
Vi	1.000	volume injected
Ws	15.000	initial volume of sample
Cpnd Variable		Local Compound Variable

22660/628967 = 0.03603
$\frac{(0.03603)(20000)}{(15)(1.0)} = 48.04$

44929/939133 = 0.04784
$\frac{(0.04784)(20000)}{(15)(1.0)} = 63.7$

33972/1104072 = 0.03077
$\frac{(0.03077)(20000)}{(15)(1.0)} = 41.0$

14173/626623 = 0.02262
$\frac{(0.02262)(20000)}{(15)(1.0)} = 30.16$

33070/1789454 = 0.01848
$\frac{(0.01848)(20000)}{(15)(1.0)} = 24.64$

			CONCENTRATIONS ON-COL	FINAL		
RT	EXP RT	DLT RT	RESPONSE	(ng)	(ug/Kg)	TARGET RANGE	RATIO
$ 2 Tetrachloro-m-xylene					CAS #: 877-09-8		
4.762	4.763	-0.001	290694	0.01923	25.635		
1 Aroclor-1221					CAS #: 11104-28-2		
Operator disabled compound identification.							
4 Aroclor-1016					CAS #: 12674-11-2		
Operator disabled compound identification.							
3 Aroclor-1232					CAS #: 11141-16-5		
Operator disabled compound identification.							

AVG = 41.51 / .33 = 126 mg/kg

Data File: \\PITSVR06\D\chem\gc10.i\07288.b\S0880209.D
Report Date: 12-Aug-2008 07:29

RT	EXP RT	DLT RT	RESPONSE	CONCENTRATIONS ON-COL (ng)	FINAL (ug/Kg)	TARGET RANGE	RATIO
5 Aroclor-1242					CAS #: 53469-21-9		
Operator disabled compound identification.							
6 Aroclor-1248					CAS #: 12672-29-6		
Operator disabled compound identification.							
7 Aroclor-1254					CAS #: 11097-69-1		
Operator disabled compound identification.							
8 Aroclor-1260					CAS #: 11096-82-5		
9.662	9.662	0.000	22660	0.03603	48.036	0.00- 0.00	0.00
10.187	10.188	-0.001	44929	0.04784	63.788	115.86- 115.86	0.00
10.613	10.612	0.001	33972	0.03077	41.026	136.91- 136.91	0.00
10.769	10.769	0.000	14173	0.02262	30.157	140.00- 140.00	0.00
11.551	11.554	-0.003	33070	0.01848	24.641	128.33- 128.33	0.00
Average of Peak Concentrations =					41.530		
9 Aroclor-1262					CAS #: 37324-23-5		
10.375	10.374	0.001	5680	0.01685	22.463	0.00- 0.00	0.00
10.848	10.853	-0.005	7734	0.01857	24.766	0.00- 0.00	0.00
11.181	11.179	0.002	7455	0.02034	27.121	0.00- 0.00	0.00
12.008	12.008	0.000	8831	0.01260	16.796	0.00- 0.00	0.00
12.652	12.652	0.000	12434	0.01406	18.747	0.00- 0.00	0.00
Average of Peak Concentrations =					21.979		
10 Aroclor-1268					CAS #: 11100-14-4		
Operator disabled compound identification.							
$ 11 Decachlorobiphenyl					CAS #: 2051-24-3		
13.195	13.197	-0.002	310105	0.01905	25.398		

Tetra Tech NUS **INTERNAL CORRESPONDENCE**

TO: **A. APANAVAGE** **DATE:** **OCTOBER 3, 2008**

FROM: **TERRI L. SOLOMON** **COPIES:** **DV FILE**

SUBJECT: **INORGANIC DATA VALIDATION – SELECT METALS, PERCENT SOLIDS**
FROG MORTAR CREEK
SAMPLE DELIVERY GROUP (SDG) – C8H010190

SAMPLES: 23/Sediments/

FMC-III-SED-10B	FMC-III-SED-10C	FMC-III-SED-12B
FMC-III-SED-12C	FMC-III-SED-13B	FMC-III-SED-13C
FMC-III-SED-27A	FMC-III-SED-27B	FMC-III-SED-27C
FMC-III-SED-28A	FMC-III-SED-28B	FMC-III-SED-28C
FMC-III-SED-30A	FMC-III-SED-30B	FMC-III-SED-30C
FMC-III-SED-32A	FMC-III-SED-32B	FMC-III-SED-32C
FMC-III-SED-35A	FMC-III-SED-35B	FMC-III-SED-35C
FMC-III-SED-9B	FMC-III-SED-9C	

4/Aqueous/

FMC-III-SW-27	FMC-III-SW-28	FMC-III-SW-30
FMC-III-SW-32		

Overview

The sample set for Frog Mortar Point, SDG C8H01090, consists of twenty-three (23) sediment environmental samples and four (4) aqueous samples. No field duplicate pairs were included within this SDG.

All soil samples were analyzed for percent solids. All aqueous samples were analyzed for select total and dissolved metals including antimony, arsenic, beryllium, cadmium, chromium, copper, lead, mercury, nickel, selenium, silver, thallium and zinc. The samples were collected by Tetra Tech NUS on July 30 and 31, 2008 and analyzed by Test America. Metals analyses were conducted using SW-846 method 6010B. Mercury analyses were conducted using SW-846 method 7471A. Percent solids analyses were conducted using Standard Method 20 2540G.

The findings offered in this report are based upon a general review of all available data. The data review was based on data completeness, holding times, initial and continuing calibration verification results, laboratory method / preparation blank results, ICP interference results, laboratory control sample laboratory control sample duplicate recoveries, matrix spike / matrix spike duplicate recoveries, laboratory duplicate results, ICP serial dilution results, detection limits and analyte quantitation.

Areas of concern with respect to data quality are listed below.

Major Problems

None.

Minor Problems

- The contract required detection limit (CRDL) percent recovery for nickel was < 90% quality control limit. The positive results < 2X CRDL reported for nickel were qualified as biased low, "L".

- The CRDL percent recovery for dissolved mercury was < 80% quality control limit. The nondetected results reported for mercury were qualified as biased low, "UL".

- The following contaminants were detected in the laboratory method/preparation blanks at the following maximum concentrations:

Analyte	Maximum Concentration	Action Level
Antimony	0.10 ug/L	0.50 ug/L
Cadmium	0.11 ug/L	0.55 ug/L
Chromium[(1)]	1.2 ug/L	5.0 ug/L
Chromium[(2)]	1.1 ug/L	5.5 ug/L
Selenium	0.42 ug/L	2.1 ug/L
Selenium[(1)]	0.57 ug/L	3.42 ug/L
Thallium	0.08 ug/L	0.4 ug/L

[(1)] Maximum concentration present in a total metals preparation blank.
[(2)] Maximum concentration present in a dissolved metals preparation blank.

An action level of 5X the maximum contaminant level has been used to evaluate sample data for blank contamination. Sample aliquot and dilution factors, if applicable, were taken into consideration when evaluating for blank contamination. Positive results less than the blank action level reported for antimony, cadmium and thallium were qualified "B" as a result of laboratory blank contamination.

- The ICP serial dilution percent differences were > 10% and the sample results were > 50X the method detection limit for the total and dissolved chromium analyses. The positive results reported for chromium were qualified as estimated, "J".

Notes

For the metals analyses, the nondetected results reported on the EDD were reported to the CRDL. The EDD was amended to report MDLs.

The CRDL percent recovery for chromium was < 90% quality control limit. No validation actions were warranted as all sample results were > 2X CRDL.

The CRDL percent recovery for arsenic was > 110% quality control limit. No validation actions were warranted as all sample results were > 2X CRDL.

Executive Summary

Laboratory Performance: Several CRDL percent recoveries were outside the quality control limits. Several contaminants were present in the laboratory method/preparation blanks.

Other Factors Affecting Data Quality: The ICP serial dilution percent differences were > 10% and the sample results were > 50X the method detection limit for the total and dissolved chromium analyses.

The data for these analyses were reviewed with reference to Region III modifications to the "National Functional Guidelines for Inorganic Data Validation", April 1993 and the "National Functional guidelines for Organic Data Review", September 1994.

The text of this report has been formulated to address only those problem areas affecting data quality.

Tetra Tech NUS
Terri L. Solomon
Environmental Scientist

Tetra Tech NUS
Joseph A. Samchuck
Quality Assurance Officer

Attachments:

1. Appendix A - Qualified Analytical Results
2. Appendix B - Results as reported by the Laboratory
3. Appendix C - Support Documentation

APPENDIX A
QUALIFIED ANALYTICAL RESULTS

Data Validation Qualifier Codes:

A = Lab Blank Contamination
B = Field Blank Contamination
C = Calibration Noncompliance (e.g. % RSDs, %Ds, ICVs, CCVs, RRFs, etc.)
C01 = GC/MS Tuning Noncompliance
D = MS/MSD Recovery Noncompliance
E = LCS/LCSD Recovery Noncompliance
F = Lab Duplicate Imprecision
G = Field Duplicate Imprecision
H = Holding Time Exceedance
I = ICP Serial Dilution Noncompliance
J = GFAA PDS-GFAA MSA's r < 0.995 / ICP PDS Recovery Noncompliance
K = ICP Interference - includes ICS % R Noncompliance
L = Instrument Calibration Range Exceedance
M = Sample Preservation Noncompliance
N = Internal Standard Noncompliance
N01 = Internal Standard Recovery Noncompliance Dioxins
N02 = Recovery Standard Noncompliance Dioxins
N03 = Clean-up Standard Noncompliance Dioxins
O - Poor Instrument Performance (e.g. base-line drifting)
P = Uncertainty near detection limit (< 2 x IDL for inorganics and <CRQL for organics)
Q = Other problems (can encompass a number of issues; e.g. chromatography,interferences, etc.)
R = Surrogates Recovery Noncompliance
S = Pesticide/PCB Resolution
T = % Breakdown Noncompliance for DOT and Endrin
U = % Difference between columns/detectors >25% for positive results determined via GC/HPLC
V = Non-linear calibrations; correlation coefficient r < 0.995
W = EMPC result
X = Signal to noise response drop
Y = Percent solids <30%
Z = Uncertainty at 2 sigma deviation is greater than sample activity

PROJ_NO: 01648

SDG: C8H010190 MEDIA: WATER DATA FRACTION: M

nsample	FMC-III-SW-27	nsample	FMC-III-SW-28	nsample	FMC-III-SW-30
samp_date	7/31/2008	samp_date	7/31/2008	samp_date	7/31/2008
lab_id	C8H010190024	lab_id	C8H010190027	lab_id	C8H010190026
qc_type	NM	qc_type	NM	qc_type	NM
units	UG/L	units	UG/L	units	UG/L
Pct_Solids		Pct_Solids		Pct_Solids	
DUP_OF:		DUP_OF:		DUP_OF:	

Parameter	Result	Val Qual	Qual Code
ANTIMONY	0.76		
ARSENIC	2.9		
BERYLLIUM	0.068	U	
CADMIUM	0.24	B	A
CHROMIUM	12.2	J	I
COPPER	7.1		
LEAD	4.2		
MERCURY	0.055	U	
NICKEL	3.4		
SELENIUM	6.2		
SILVER	0.077	U	
THALLIUM	0.053	B	A
ZINC	26.4		

Parameter	Result	Val Qual	Qual Code
ANTIMONY	0.3	B	A
ARSENIC	2.9		
BERYLLIUM	0.068	U	
CADMIUM	0.11	U	
CHROMIUM	11.6	J	I
COPPER	6.5		
LEAD	1.6		
MERCURY	0.055	U	
NICKEL	2.4		
SELENIUM	8.3		
SILVER	0.077	U	
THALLIUM	0.058	B	A
ZINC	10.4		

Parameter	Result	Val Qual	Qual Code
ANTIMONY	0.38	B	A
ARSENIC	3.8		
BERYLLIUM	0.068	U	
CADMIUM	0.11	U	
CHROMIUM	10.2	J	I
COPPER	10.4		
LEAD	2.3		
MERCURY	0.055	U	
NICKEL	2.1		
SELENIUM	7.7		
SILVER	0.077	U	
THALLIUM	0.07	B	A
ZINC	14.2		

PROJ_NO: 01648

SDG: C8H010190 MEDIA: WATER DATA FRACTION: M

nsample	FMC-III-SW-32
samp_date	7/31/2008
lab_id	C8H010190025
qc_type	NM
units	UG/L
Pct_Solids	
DUP_OF:	

Parameter	Result	Val Qual	Qual Code
ANTIMONY	0.32	B	A
ARSENIC	3.4		
BERYLLIUM	0.068	U	
CADMIUM	0.11	U	
CHROMIUM	10.7	J	I
COPPER	6.2		
LEAD	1.1		
MERCURY	0.055	U	
NICKEL	2.1		
SELENIUM	10.3		
SILVER	0.077	U	
THALLIUM	0.13	B	A
ZINC	8.6		

PROJ_NO: 01648

SDG: C8H010190 MEDIA: WATER DATA FRACTION: MF

nsample	FMC-III-SW-27	nsample	FMC-III-SW-28	nsample	FMC-III-SW-30
samp_date	7/31/2008	samp_date	7/31/2008	samp_date	7/31/2008
lab_id	C8H010190024	lab_id	C8H010190027	lab_id	C8H010190026
qc_type	NM	qc_type	NM	qc_type	NM
units	UG/L	units	UG/L	units	UG/L
Pct_Solids		Pct_Solids		Pct_Solids	
DUP_OF:		DUP_OF:		DUP_OF:	

Parameter	Result	Val Qual	Qual Code
ANTIMONY	0.67		
ARSENIC	2.8		
BERYLLIUM	0.068	U	
CADMIUM	0.11	U	
CHROMIUM	11.6	J	I
COPPER	2.4		
LEAD	0.27		
MERCURY	0.055	UL	C
NICKEL	2.4		
SELENIUM	8.6		
SILVER	0.077	U	
THALLIUM	0.044	B	A
ZINC	12.3		

Parameter	Result	Val Qual	Qual Code
ANTIMONY	0.28	B	A
ARSENIC	3.3		
BERYLLIUM	0.068	U	
CADMIUM	0.11	U	
CHROMIUM	11.6	J	I
COPPER	3.5		
LEAD	0.052		
MERCURY	0.055	UL	C
NICKEL	1.9	L	C
SELENIUM	10.6		
SILVER	0.077	U	
THALLIUM	0.046	B	A
ZINC	3.6		

Parameter	Result	Val Qual	Qual Code
ANTIMONY	0.34	B	A
ARSENIC	3.4		
BERYLLIUM	0.068	U	
CADMIUM	0.11	U	
CHROMIUM	16.1	J	I
COPPER	5.5		
LEAD	0.2		
MERCURY	0.055	UL	C
NICKEL	1.9	L	C
SELENIUM	8		
SILVER	0.077	U	
THALLIUM	0.066	B	A
ZINC	6.6		

PROJ_NO: 01648

SDG: C8H010190 MEDIA: WATER DATA FRACTION: MF

nsample	FMC-III-SW-32
samp_date	7/31/2008
lab_id	C8H010190025
qc_type	NM
units	UG/L
Pct_Solids	
DUP_OF:	

Parameter	Result	Val Qual	Qual Code
ANTIMONY	0.33	B	A
ARSENIC	3		
BERYLLIUM	0.068	U	
CADMIUM	0.11	U	
CHROMIUM	11.3	J	I
COPPER	3.7		
LEAD	0.026		
MERCURY	0.055	UL	C
NICKEL	2		
SELENIUM	11.5		
SILVER	0.077	U	
THALLIUM	0.13	B	A
ZINC	3.6		

PROJ_NO: 01649

SDG: C8H010190 MEDIA: SOIL DATA FRACTION: MISC

nsample	FMC-III-SED-10B	nsample	FMC-III-SED-10C	nsample	FMC-III-SED-12B
samp_date	7/31/2008	samp_date	7/31/2008	samp_date	7/30/2008
lab_id	C8H010190007	lab_id	C8H010190008	lab_id	C8H010190001
qc_type	NM	qc_type	NM	qc_type	NM
Pct_Solids	31.0	Pct_Solids	36.0	Pct_Solids	33.0
DUP_OF:		DUP_OF:		DUP_OF:	

Parameter	units	Result	Val Qual	Qual Code
PERCENT SOLIDS	%	31		

Parameter	units	Result	Val Qual	Qual Code
PERCENT SOLIDS	%	36.3		

Parameter	units	Result	Val Qual	Qual Code
PERCENT SOLIDS	%	32.5		

PROJ_NO: 01649

SDG: C8H010190 MEDIA: SOIL DATA FRACTION: MISC

nsample	FMC-III-SED-12C
samp_date	7/30/2008
lab_id	C8H010190002
qc_type	NM
Pct_Solids	37.0
DUP_OF:	

Parameter	units	Result	Val Qual	Qual Code
PERCENT SOLIDS	%	37.2		

nsample	FMC-III-SED-13B
samp_date	7/30/2008
lab_id	C8H010190003
qc_type	NM
Pct_Solids	32.0
DUP_OF:	

Parameter	units	Result	Val Qual	Qual Code
PERCENT SOLIDS	%	31.5		

nsample	FMC-III-SED-13C
samp_date	7/30/2008
lab_id	C8H010190004
qc_type	NM
Pct_Solids	36.0
DUP_OF:	

Parameter	units	Result	Val Qual	Qual Code
PERCENT SOLIDS	%	36		

PROJ_NO: 01649

SDG: C8H010190 MEDIA: SOIL DATA FRACTION: MISC

nsample	FMC-III-SED-27A	nsample	FMC-III-SED-27B	nsample	FMC-III-SED-27C
samp_date	7/31/2008	samp_date	7/31/2008	samp_date	7/31/2008
lab_id	C8H010190009	lab_id	C8H010190010	lab_id	C8H010190011
qc_type	NM	qc_type	NM	qc_type	NM
Pct_Solids	49.0	Pct_Solids	63.0	Pct_Solids	57.0
DUP_OF:		DUP_OF:		DUP_OF:	

Parameter	units	Result	Val Qual	Qual Code
PERCENT SOLIDS	%	48.9		

Parameter	units	Result	Val Qual	Qual Code
PERCENT SOLIDS	%	63.3		

Parameter	units	Result	Val Qual	Qual Code
PERCENT SOLIDS	%	57.3		

PROJ_NO: 01649

SDG: C8H010190 MEDIA: SOIL DATA FRACTION: MISC

nsample	FMC-III-SED-28A	nsample	FMC-III-SED-28B	nsample	FMC-III-SED-28C
samp_date	7/31/2008	samp_date	7/31/2008	samp_date	7/31/2008
lab_id	C8H010190012	lab_id	C8H010190013	lab_id	C8H010190014
qc_type	NM	qc_type	NM	qc_type	NM
Pct_Solids	39.0	Pct_Solids	46.0	Pct_Solids	49.0
DUP_OF:		DUP_OF:		DUP_OF:	

Parameter	units	Result	Val Qual	Qual Code
PERCENT SOLIDS	%	38.9		

Parameter	units	Result	Val Qual	Qual Code
PERCENT SOLIDS	%	45.7		

Parameter	units	Result	Val Qual	Qual Code
PERCENT SOLIDS	%	48.5		

PROJ_NO: 01649

SDG: C8H010190 MEDIA: SOIL DATA FRACTION: MISC

nsample	FMC-III-SED-30A	nsample	FMC-III-SED-30B	nsample	FMC-III-SED-30C
samp_date	7/31/2008	samp_date	7/31/2008	samp_date	7/31/2008
lab_id	C8H010190015	lab_id	C8H010190016	lab_id	C8H010190017
qc_type	NM	qc_type	NM	qc_type	NM
Pct_Solids	43.0	Pct_Solids	35.0	Pct_Solids	41.0
DUP_OF:		DUP_OF:		DUP_OF:	

Parameter	units	Result	Val Qual	Qual Code
PERCENT SOLIDS	%	42.5		

Parameter	units	Result	Val Qual	Qual Code
PERCENT SOLIDS	%	35.2		

Parameter	units	Result	Val Qual	Qual Code
PERCENT SOLIDS	%	41.1		

PROJ_NO: 01649

SDG: C8H010190 MEDIA: SOIL DATA FRACTION: MISC

nsample	FMC-III-SED-32A
samp_date	7/31/2008
lab_id	C8H010190018
qc_type	NM
Pct_Solids	27.0
DUP_OF:	

Parameter	units	Result	Val Qual	Qual Code
PERCENT SOLIDS	%	27.4		

nsample	FMC-III-SED-32B
samp_date	7/31/2008
lab_id	C8H010190019
qc_type	NM
Pct_Solids	30.0
DUP_OF:	

Parameter	units	Result	Val Qual	Qual Code
PERCENT SOLIDS	%	29.8		

nsample	FMC-III-SED-32C
samp_date	7/31/2008
lab_id	C8H010190020
qc_type	NM
Pct_Solids	36.0
DUP_OF:	

Parameter	units	Result	Val Qual	Qual Code
PERCENT SOLIDS	%	35.8		

PROJ_NO: 01649

SDG: C8H010190 MEDIA: SOIL DATA FRACTION: MISC

nsample	FMC-III-SED-35A
samp_date	7/31/2008
lab_id	C8H010190021
qc_type	NM
Pct_Solids	32.0
DUP_OF:	

Parameter	units	Result	Val Qual	Qual Code
PERCENT SOLIDS	%	31.6		

nsample	FMC-III-SED-35B
samp_date	7/31/2008
lab_id	C8H010190022
qc_type	NM
Pct_Solids	36.0
DUP_OF:	

Parameter	units	Result	Val Qual	Qual Code
PERCENT SOLIDS	%	36.3		

nsample	FMC-III-SED-35C
samp_date	7/31/2008
lab_id	C8H010190023
qc_type	NM
Pct_Solids	41.0
DUP_OF:	

Parameter	units	Result	Val Qual	Qual Code
PERCENT SOLIDS	%	40.8		

PROJ_NO: 01649

SDG: C8H010190 MEDIA: SOIL DATA FRACTION: MISC

nsample	FMC-III-SED-9B
samp_date	7/31/2008
lab_id	C8H010190005
qc_type	NM
Pct_Solids	30.0
DUP_OF:	

Parameter	units	Result	Val Qual	Qual Code
PERCENT SOLIDS	%	30.3		

nsample	FMC-III-SED-9C
samp_date	7/31/2008
lab_id	C8H010190006
qc_type	NM
Pct_Solids	34.0
DUP_OF:	

Parameter	units	Result	Val Qual	Qual Code
PERCENT SOLIDS	%	34.2		

APPENDIX B
RESULTS AS REPORTED BY THE LABORATORY

Tetra Tech NUS, Inc

Client Sample ID: FMC-III-SW-27

TOTAL Metals

Lot-Sample #...: C8H010190-024
Date Sampled...: 07/31/08 Date Received..: 08/01/08 Matrix.....: WATER

PARAMETER	RESULT	REPORTING LIMIT	UNITS	METHOD	PREPARATION-ANALYSIS DATE	WORK ORDER #
Prep Batch #...: 8220091						
Mercury	ND	0.20	ug/L	SW846 7470A	08/07/08	KTHH61AE
		Dilution Factor: 1		Analysis Time..: 14:11	Analyst ID.....: 401509	
		Instrument ID..: HGHYDRA		MS Run #.....: 8220061	MDL.....: 0.055	
Prep Batch #...: 8228184						
Silver	ND	1.0	ug/L	SW846 6020	08/15-08/22/08	KTHH61AF
		Dilution Factor: 1		Analysis Time..: 14:34	Analyst ID.....: 400149	
		Instrument ID..: ICPMS2		MS Run #.....: 8228122	MDL.....: 0.077	
Arsenic	**2.9**	**1.0**	**ug/L**	**SW846 6020**	**08/15-08/22/08**	**KTHH61AG**
		Dilution Factor: 1		Analysis Time..: 14:34	Analyst ID.....: 400149	
		Instrument ID..: ICPMS2		MS Run #.....: 8228122	MDL.....: 0.14	
Beryllium	ND	1.0	ug/L	SW846 6020	08/15-08/22/08	KTHH61AH
		Dilution Factor: 1		Analysis Time..: 14:34	Analyst ID.....: 400149	
		Instrument ID..: ICPMS2		MS Run #.....: 8228122	MDL.....: 0.068	
Cadmium	**0.24 B**	**1.0**	**ug/L**	**SW846 6020**	**08/15-08/22/08**	**KTHH61AJ**
		Dilution Factor: 1		Analysis Time..: 14:34	Analyst ID.....: 400149	
		Instrument ID..: ICPMS2		MS Run #.....: 8228122	MDL.....: 0.11	
Chromium	**12.2 J,E**	**2.0**	**ug/L**	**SW846 6020**	**08/15-08/22/08**	**KTHH61AK**
		Dilution Factor: 1		Analysis Time..: 14:34	Analyst ID.....: 400149	
		Instrument ID..: ICPMS2		MS Run #.....: 8228122	MDL.....: 0.11	
Copper	**7.1**	**2.0**	**ug/L**	**SW846 6020**	**08/15-08/22/08**	**KTHH61AL**
		Dilution Factor: 1		Analysis Time..: 14:34	Analyst ID.....: 400149	
		Instrument ID..: ICPMS2		MS Run #.....: 8228122	MDL.....: 0.14	
Nickel	**3.4**	**1.0**	**ug/L**	**SW846 6020**	**08/15-08/22/08**	**KTHH61AM**
		Dilution Factor: 1		Analysis Time..: 14:34	Analyst ID.....: 400149	
		Instrument ID..: ICPMS2		MS Run #.....: 8228122	MDL.....: 0.073	
Lead	**4.2**	**1.0**	**ug/L**	**SW846 6020**	**08/15-08/22/08**	**KTHH61AN**
		Dilution Factor: 1		Analysis Time..: 14:34	Analyst ID.....: 400149	
		Instrument ID..: ICPMS2		MS Run #.....: 8228122	MDL.....: 0.020	

(Continued on next page)

Tetra Tech NUS, Inc

Client Sample ID: FMC-III-SW-27

TOTAL Metals

Lot-Sample #...: C8H010190-024 Matrix.....: WATER

PARAMETER	RESULT	REPORTING LIMIT	UNITS	METHOD	PREPARATION-ANALYSIS DATE	WORK ORDER #
Antimony	0.76 B	2.0	ug/L	SW846 6020	08/15-08/22/08	KTHH61AP
		Dilution Factor: 1		Analysis Time..: 14:34	Analyst ID.....: 400149	
		Instrument ID..: ICPMS2		MS Run #.....: 8228122	MDL.....: 0.047	
Selenium	6.2 J	5.0	ug/L	SW846 6020	08/15-08/22/08	KTHH61AQ
		Dilution Factor: 1		Analysis Time..: 14:34	Analyst ID.....: 400149	
		Instrument ID..: ICPMS2		MS Run #.....: 8228122	MDL.....: 0.21	
Thallium	0.053 B,J	1.0	ug/L	SW846 6020	08/15-08/22/08	KTHH61AR
		Dilution Factor: 1		Analysis Time..: 14:34	Analyst ID.....: 400149	
		Instrument ID..: ICPMS2		MS Run #.....: 8228122	MDL.....: 0.018	
Zinc	26.4	5.0	ug/L	SW846 6020	08/15-08/22/08	KTHH61AT
		Dilution Factor: 1		Analysis Time..: 14:34	Analyst ID.....: 400149	
		Instrument ID..: ICPMS2		MS Run #.....: 8228122	MDL.....: 0.60	

NOTE(S):

B Estimated result. Result is less than RL.

J Method blank contamination. The associated method blank contains the target analyte at a reportable level.

E Matrix interference.

Tetra Tech NUS, Inc

Client Sample ID: FMC-III-SW-28

TOTAL Metals

Lot-Sample #...: C8H010190-027
Date Sampled...: 07/31/08 **Date Received..:** 08/01/08 **Matrix.....:** WATER

PARAMETER	RESULT	REPORTING LIMIT	UNITS	METHOD	PREPARATION-ANALYSIS DATE	WORK ORDER #
Prep Batch #...: 8220091						
Mercury	ND	0.20	ug/L	SW846 7470A	08/07/08	KTHJE1A1
		Dilution Factor: 1		Analysis Time..: 14:20	Analyst ID.....: 401509	
		Instrument ID..: HGHYDRA		MS Run #.....: 8220061	MDL.....: 0.055	
Prep Batch #...: 8228184						
Silver	ND	1.0	ug/L	SW846 6020	08/15-08/22/08	KTHJE1A2
		Dilution Factor: 1		Analysis Time..: 15:02	Analyst ID.....: 400149	
		Instrument ID..: ICPMS2		MS Run #.....: 8228122	MDL.....: 0.077	
Arsenic	**2.9**	**1.0**	**ug/L**	**SW846 6020**	**08/15-08/22/08**	**KTHJE1A3**
		Dilution Factor: 1		Analysis Time..: 15:02	Analyst ID.....: 400149	
		Instrument ID..: ICPMS2		MS Run #.....: 8228122	MDL.....: 0.14	
Beryllium	ND	1.0	ug/L	SW846 6020	08/15-08/22/08	KTHJE1A4
		Dilution Factor: 1		Analysis Time..: 15:02	Analyst ID.....: 400149	
		Instrument ID..: ICPMS2		MS Run #.....: 8228122	MDL.....: 0.068	
Cadmium	ND	1.0	ug/L	SW846 6020	08/15-08/22/08	KTHJE1A5
		Dilution Factor: 1		Analysis Time..: 15:02	Analyst ID.....: 400149	
		Instrument ID..: ICPMS2		MS Run #.....: 8228122	MDL.....: 0.11	
Chromium	**11.6 J**	**2.0**	**ug/L**	**SW846 6020**	**08/15-08/22/08**	**KTHJE1A6**
		Dilution Factor: 1		Analysis Time..: 15:02	Analyst ID.....: 400149	
		Instrument ID..: ICPMS2		MS Run #.....: 8228122	MDL.....: 0.11	
Copper	**6.5**	**2.0**	**ug/L**	**SW846 6020**	**08/15-08/22/08**	**KTHJE1A7**
		Dilution Factor: 1		Analysis Time..: 15:02	Analyst ID.....: 400149	
		Instrument ID..: ICPMS2		MS Run #.....: 8228122	MDL.....: 0.14	
Nickel	**2.4**	**1.0**	**ug/L**	**SW846 6020**	**08/15-08/22/08**	**KTHJE1A8**
		Dilution Factor: 1		Analysis Time..: 15:02	Analyst ID.....: 400149	
		Instrument ID..: ICPMS2		MS Run #.....: 8228122	MDL.....: 0.073	
Lead	**1.6**	**1.0**	**ug/L**	**SW846 6020**	**08/15-08/22/08**	**KTHJE1AA**
		Dilution Factor: 1		Analysis Time..: 15:02	Analyst ID.....: 400149	
		Instrument ID..: ICPMS2		MS Run #.....: 8228122	MDL.....: 0.020	

(Continued on next page)

Tetra Tech NUS, Inc

Client Sample ID: FMC-III-SW-28

TOTAL Metals

Lot-Sample #...: C8H010190-027 Matrix.....: WATER

PARAMETER	RESULT	REPORTING LIMIT	UNITS	METHOD	PREPARATION-ANALYSIS DATE	WORK ORDER #
Antimony	0.30 B	2.0	ug/L	SW846 6020	08/15-08/22/08	KTHJE1AC
		Dilution Factor: 1		Analysis Time..: 15:02	Analyst ID.....: 400149	
		Instrument ID..: ICPMS2		MS Run #.....: 8228122	MDL.....: 0.047	
Selenium	8.3 J	5.0	ug/L	SW846 6020	08/15-08/22/08	KTHJE1AD
		Dilution Factor: 1		Analysis Time..: 15:02	Analyst ID.....: 400149	
		Instrument ID..: ICPMS2		MS Run #.....: 8228122	MDL.....: 0.21	
Thallium	0.058 B,J	1.0	ug/L	SW846 6020	08/15-08/22/08	KTHJE1AE
		Dilution Factor: 1		Analysis Time..: 15:02	Analyst ID.....: 400149	
		Instrument ID..: ICPMS2		MS Run #.....: 8228122	MDL.....: 0.018	
Zinc	10.4	5.0	ug/L	SW846 6020	08/15-08/22/08	KTHJE1AF
		Dilution Factor: 1		Analysis Time..: 15:02	Analyst ID.....: 400149	
		Instrument ID..: ICPMS2		MS Run #.....: 8228122	MDL.....: 0.60	

NOTE(S):

J Method blank contamination. The associated method blank contains the target analyte at a reportable level.

B Estimated result. Result is less than RL.

Tetra Tech NUS, Inc

Client Sample ID: FMC-III-SW-30

TOTAL Metals

Lot-Sample #...: C8H010190-026
Date Sampled...: 07/31/08 Date Received..: 08/01/08 Matrix.....: WATER

PARAMETER	RESULT	REPORTING LIMIT	UNITS	METHOD	PREPARATION-ANALYSIS DATE	WORK ORDER #
Prep Batch #...: 8220091						
Mercury	ND	0.20	ug/L	SW846 7470A	08/07/08	KTHJA1AE
		Dilution Factor: 1		Analysis Time..: 14:18	Analyst ID.....: 401509	
		Instrument ID..: HGHYDRA		MS Run #.....: 8220061	MDL.....: 0.055	
Prep Batch #...: 8228184						
Zinc	**14.2**	**5.0**	**ug/L**	**SW846 6020**	**08/15-08/22/08**	**KTHJA1AT**
		Dilution Factor: 1		Analysis Time..: 14:58	Analyst ID.....: 400149	
		Instrument ID..: ICPMS2		MS Run #.....: 8228122	MDL.....: 0.60	
Silver	ND	1.0	ug/L	SW846 6020	08/15-08/22/08	KTHJA1AF
		Dilution Factor: 1		Analysis Time..: 14:58	Analyst ID.....: 400149	
		Instrument ID..: ICPMS2		MS Run #.....: 8228122	MDL.....: 0.077	
Arsenic	**3.8**	**1.0**	**ug/L**	**SW846 6020**	**08/15-08/22/08**	**KTHJA1AG**
		Dilution Factor: 1		Analysis Time..: 14:58	Analyst ID.....: 400149	
		Instrument ID..: ICPMS2		MS Run #.....: 8228122	MDL.....: 0.14	
Beryllium	ND	1.0	ug/L	SW846 6020	08/15-08/22/08	KTHJA1AH
		Dilution Factor: 1		Analysis Time..: 14:58	Analyst ID.....: 400149	
		Instrument ID..: ICPMS2		MS Run #.....: 8228122	MDL.....: 0.068	
Cadmium	ND	1.0	ug/L	SW846 6020	08/15-08/22/08	KTHJA1AJ
		Dilution Factor: 1		Analysis Time..: 14:58	Analyst ID.....: 400149	
		Instrument ID..: ICPMS2		MS Run #.....: 8228122	MDL.....: 0.11	
Chromium	**10.2 J**	**2.0**	**ug/L**	**SW846 6020**	**08/15-08/22/08**	**KTHJA1AK**
		Dilution Factor: 1		Analysis Time..: 14:58	Analyst ID.....: 400149	
		Instrument ID..: ICPMS2		MS Run #.....: 8228122	MDL.....: 0.11	
Copper	**10.4**	**2.0**	**ug/L**	**SW846 6020**	**08/15-08/22/08**	**KTHJA1AL**
		Dilution Factor: 1		Analysis Time..: 14:58	Analyst ID.....: 400149	
		Instrument ID..: ICPMS2		MS Run #.....: 8228122	MDL.....: 0.14	
Nickel	**2.1**	**1.0**	**ug/L**	**SW846 6020**	**08/15-08/22/08**	**KTHJA1AM**
		Dilution Factor: 1		Analysis Time..: 14:58	Analyst ID.....: 400149	
		Instrument ID..: ICPMS2		MS Run #.....: 8228122	MDL.....: 0.073	

(Continued on next page)

Tetra Tech NUS, Inc

Client Sample ID: FMC-III-SW-30

TOTAL Metals

Lot-Sample #...: C8H010190-026 Matrix.....: WATER

PARAMETER	RESULT	REPORTING LIMIT	UNITS	METHOD	PREPARATION-ANALYSIS DATE	WORK ORDER #
Lead	2.3	1.0	ug/L	SW846 6020	08/15-08/22/08	KTHJA1AN
		Dilution Factor: 1		Analysis Time..: 14:58	Analyst ID.....: 400149	
		Instrument ID..: ICPMS2		MS Run #.....: 8228122	MDL.....: 0.020	
Antimony	0.38 B	2.0	ug/L	SW846 6020	08/15-08/22/08	KTHJA1AP
		Dilution Factor: 1		Analysis Time..: 14:58	Analyst ID.....: 400149	
		Instrument ID..: ICPMS2		MS Run #.....: 8228122	MDL.....: 0.047	
Selenium	7.7 J	5.0	ug/L	SW846 6020	08/15-08/22/08	KTHJA1AQ
		Dilution Factor: 1		Analysis Time..: 14:58	Analyst ID.....: 400149	
		Instrument ID..: ICPMS2		MS Run #.....: 8228122	MDL.....: 0.21	
Thallium	0.070 B,J	1.0	ug/L	SW846 6020	08/15-08/22/08	KTHJA1AR
		Dilution Factor: 1		Analysis Time..: 14:58	Analyst ID.....: 400149	
		Instrument ID..: ICPMS2		MS Run #.....: 8228122	MDL.....: 0.018	

NOTE(S):

J Method blank contamination. The associated method blank contains the target analyte at a reportable level.

B Estimated result. Result is less than RL.

Tetra Tech NUS, Inc

Client Sample ID: FMC-III-SW-32

TOTAL Metals

Lot-Sample #...: C8H010190-025 **Matrix.....:** WATER
Date Sampled...: 07/31/08 **Date Received..:** 08/01/08

PARAMETER	RESULT	REPORTING LIMIT	UNITS	METHOD	PREPARATION-ANALYSIS DATE	WORK ORDER #
Prep Batch #...: 8220091						
Mercury	ND	0.20	ug/L	SW846 7470A	08/07/08	KTHH81AP
		Dilution Factor: 1		Analysis Time..: 14:16	Analyst ID.....: 401509	
		Instrument ID..: HGHYDRA		MS Run #.....: 8220061	MDL.....: 0.055	
Prep Batch #...: 8228184						
Silver	ND	1.0	ug/L	SW846 6020	08/15-08/22/08	KTHH81AQ
		Dilution Factor: 1		Analysis Time..: 14:54	Analyst ID.....: 400149	
		Instrument ID..: ICPMS2		MS Run #.....: 8228122	MDL.....: 0.077	
Arsenic	**3.4**	**1.0**	**ug/L**	**SW846 6020**	**08/15-08/22/08**	**KTHH81AR**
		Dilution Factor: 1		Analysis Time..: 14:54	Analyst ID.....: 400149	
		Instrument ID..: ICPMS2		MS Run #.....: 8228122	MDL.....: 0.14	
Beryllium	ND	1.0	ug/L	SW846 6020	08/15-08/22/08	KTHH81AT
		Dilution Factor: 1		Analysis Time..: 14:54	Analyst ID.....: 400149	
		Instrument ID..: ICPMS2		MS Run #.....: 8228122	MDL.....: 0.068	
Cadmium	ND	1.0	ug/L	SW846 6020	08/15-08/22/08	KTHH81AU
		Dilution Factor: 1		Analysis Time..: 14:54	Analyst ID.....: 400149	
		Instrument ID..: ICPMS2		MS Run #.....: 8228122	MDL.....: 0.11	
Chromium	**10.7 J**	**2.0**	**ug/L**	**SW846 6020**	**08/15-08/22/08**	**KTHH81AV**
		Dilution Factor: 1		Analysis Time..: 14:54	Analyst ID.....: 400149	
		Instrument ID..: ICPMS2		MS Run #.....: 8228122	MDL.....: 0.11	
Copper	**6.2**	**2.0**	**ug/L**	**SW846 6020**	**08/15-08/22/08**	**KTHH81AW**
		Dilution Factor: 1		Analysis Time..: 14:54	Analyst ID.....: 400149	
		Instrument ID..: ICPMS2		MS Run #.....: 8228122	MDL.....: 0.14	
Nickel	**2.1**	**1.0**	**ug/L**	**SW846 6020**	**08/15-08/22/08**	**KTHH81AX**
		Dilution Factor: 1		Analysis Time..: 14:54	Analyst ID.....: 400149	
		Instrument ID..: ICPMS2		MS Run #.....: 8228122	MDL.....: 0.073	
Lead	**1.1**	**1.0**	**ug/L**	**SW846 6020**	**08/15-08/22/08**	**KTHH81A0**
		Dilution Factor: 1		Analysis Time..: 14:54	Analyst ID.....: 400149	
		Instrument ID..: ICPMS2		MS Run #.....: 8228122	MDL.....: 0.020	

(Continued on next page)

Tetra Tech NUS, Inc

Client Sample ID: FMC-III-SW-32

TOTAL Metals

Lot-Sample #...: C8H010190-025 Matrix.....: WATER

PARAMETER	RESULT	REPORTING LIMIT	UNITS	METHOD	PREPARATION-ANALYSIS DATE	WORK ORDER #
Antimony	0.32 B	2.0	ug/L	SW846 6020	08/15-08/22/08	KTHH81A1
		Dilution Factor: 1		Analysis Time..: 14:54	Analyst ID.....: 400149	
		Instrument ID..: ICPMS2		MS Run #.....: 8228122	MDL.....: 0.047	
Selenium	10.3 J	5.0	ug/L	SW846 6020	08/15-08/22/08	KTHH81A2
		Dilution Factor: 1		Analysis Time..: 14:54	Analyst ID.....: 400149	
		Instrument ID..: ICPMS2		MS Run #.....: 8228122	MDL.....: 0.21	
Thallium	0.13 B,J	1.0	ug/L	SW846 6020	08/15-08/22/08	KTHH81A3
		Dilution Factor: 1		Analysis Time..: 14:54	Analyst ID.....: 400149	
		Instrument ID..: ICPMS2		MS Run #.....: 8228122	MDL.....: 0.018	
Zinc	8.6	5.0	ug/L	SW846 6020	08/15-08/22/08	KTHH81A4
		Dilution Factor: 1		Analysis Time..: 14:54	Analyst ID.....: 400149	
		Instrument ID..: ICPMS2		MS Run #.....: 8228122	MDL.....: 0.60	

NOTE(S):

J Method blank contamination. The associated method blank contains the target analyte at a reportable level.

B Estimated result. Result is less than RL.

Tetra Tech NUS, Inc

Client Sample ID: FMC-III-SW-27

DISSOLVED Metals

Lot-Sample #...: C8H010190-024 **Matrix.....:** WATER
Date Sampled...: 07/31/08 **Date Received..:** 08/01/08

PARAMETER	RESULT	REPORTING LIMIT	UNITS	METHOD	PREPARATION-ANALYSIS DATE	WORK ORDER #
Prep Batch #...: 8226049						
Mercury	ND	0.20	ug/L	SW846 7470A	08/13/08	KTHH61AU
		Dilution Factor: 1		Analysis Time..: 11:53	Analyst ID.....: 401509	
		Instrument ID..: HGHYDRA		MS Run #.....: 8226027	MDL.....: 0.055	
Prep Batch #...: 8228179						
Silver	ND	1.0	ug/L	SW846 6020	08/15-08/22/08	KTHH61AV
		Dilution Factor: 1		Analysis Time..: 13:34	Analyst ID.....: 400149	
		Instrument ID..: ICPMS2		MS Run #.....: 8228118	MDL.....: 0.077	
Arsenic	**2.8**	**1.0**	**ug/L**	**SW846 6020**	**08/15-08/22/08**	**KTHH61AW**
		Dilution Factor: 1		Analysis Time..: 13:34	Analyst ID.....: 400149	
		Instrument ID..: ICPMS2		MS Run #.....: 8228118	MDL.....: 0.14	
Beryllium	ND	1.0	ug/L	SW846 6020	08/15-08/22/08	KTHH61AX
		Dilution Factor: 1		Analysis Time..: 13:34	Analyst ID.....: 400149	
		Instrument ID..: ICPMS2		MS Run #.....: 8228118	MDL.....: 0.068	
Cadmium	ND	1.0	ug/L	SW846 6020	08/15-08/22/08	KTHH61A0
		Dilution Factor: 1		Analysis Time..: 13:34	Analyst ID.....: 400149	
		Instrument ID..: ICPMS2		MS Run #.....: 8228118	MDL.....: 0.11	
Chromium	**11.6 J,E**	**2.0**	**ug/L**	**SW846 6020**	**08/15-08/22/08**	**KTHH61A1**
		Dilution Factor: 1		Analysis Time..: 13:34	Analyst ID.....: 400149	
		Instrument ID..: ICPMS2		MS Run #.....: 8228118	MDL.....: 0.11	
Copper	**2.4**	**2.0**	**ug/L**	**SW846 6020**	**08/15-08/22/08**	**KTHH61A2**
		Dilution Factor: 1		Analysis Time..: 13:34	Analyst ID.....: 400149	
		Instrument ID..: ICPMS2		MS Run #.....: 8228118	MDL.....: 0.14	
Nickel	**2.4**	**1.0**	**ug/L**	**SW846 6020**	**08/15-08/22/08**	**KTHH61A3**
		Dilution Factor: 1		Analysis Time..: 13:34	Analyst ID.....: 400149	
		Instrument ID..: ICPMS2		MS Run #.....: 8228118	MDL.....: 0.073	
Lead	**0.27 B**	**1.0**	**ug/L**	**SW846 6020**	**08/15-08/22/08**	**KTHH61A4**
		Dilution Factor: 1		Analysis Time..: 13:34	Analyst ID.....: 400149	
		Instrument ID..: ICPMS2		MS Run #.....: 8228118	MDL.....: 0.020	

(Continued on next page)

Tetra Tech NUS, Inc

Client Sample ID: FMC-III-SW-27

DISSOLVED Metals

Lot-Sample #...: C8H010190-024 Matrix.....: WATER

PARAMETER	RESULT	REPORTING LIMIT	UNITS	METHOD	PREPARATION-ANALYSIS DATE	WORK ORDER #
Antimony	0.67 B,J	2.0	ug/L	SW846 6020	08/15-08/22/08	KTHH61A5
		Dilution Factor: 1		Analysis Time..: 13:34	Analyst ID.....: 400149	
		Instrument ID..: ICPMS2		MS Run #.....: 8228118	MDL.....: 0.047	
Selenium	8.6 J	5.0	ug/L	SW846 6020	08/15-08/22/08	KTHH61A6
		Dilution Factor: 1		Analysis Time..: 13:34	Analyst ID.....: 400149	
		Instrument ID..: ICPMS2		MS Run #.....: 8228118	MDL.....: 0.21	
Thallium	0.044 B,J	1.0	ug/L	SW846 6020	08/15-08/22/08	KTHH61A7
		Dilution Factor: 1		Analysis Time..: 13:34	Analyst ID.....: 400149	
		Instrument ID..: ICPMS2		MS Run #.....: 8228118	MDL.....: 0.018	
Zinc	12.3	5.0	ug/L	SW846 6020	08/15-08/22/08	KTHH61A8
		Dilution Factor: 1		Analysis Time..: 13:34	Analyst ID.....: 400149	
		Instrument ID..: ICPMS2		MS Run #.....: 8228118	MDL.....: 0.60	

NOTE(S):

J Method blank contamination. The associated method blank contains the target analyte at a reportable level.

E Matrix interference.

B Estimated result. Result is less than RL.

Tetra Tech NUS, Inc

Client Sample ID: FMC-III-SW-28

DISSOLVED Metals

Lot-Sample #...: C8H010190-027
Date Sampled...: 07/31/08 Date Received..: 08/01/08 Matrix.....: WATER

PARAMETER	RESULT	REPORTING LIMIT	UNITS	METHOD	PREPARATION-ANALYSIS DATE	WORK ORDER #
Prep Batch #...: 8226049						
Mercury	ND	0.20	ug/L	SW846 7470A	08/13/08	KTHJE1AG
		Dilution Factor: 1		Analysis Time..: 12:02	Analyst ID.....: 401509	
		Instrument ID..: HGHYDRA		MS Run #.....: 8226027	MDL.....: 0.055	
Prep Batch #...: 8228179						
Silver	ND	1.0	ug/L	SW846 6020	08/15-08/22/08	KTHJE1AH
		Dilution Factor: 1		Analysis Time..: 14:02	Analyst ID.....: 400149	
		Instrument ID..: ICPMS2		MS Run #.....: 8228118	MDL.....: 0.077	
Arsenic	**3.3**	**1.0**	**ug/L**	**SW846 6020**	**08/15-08/22/08**	**KTHJE1AJ**
		Dilution Factor: 1		Analysis Time..: 14:02	Analyst ID.....: 400149	
		Instrument ID..: ICPMS2		MS Run #.....: 8228118	MDL.....: 0.14	
Beryllium	ND	1.0	ug/L	SW846 6020	08/15-08/22/08	KTHJE1AK
		Dilution Factor: 1		Analysis Time..: 14:02	Analyst ID.....: 400149	
		Instrument ID..: ICPMS2		MS Run #.....: 8228118	MDL.....: 0.068	
Cadmium	ND	1.0	ug/L	SW846 6020	08/15-08/22/08	KTHJE1AL
		Dilution Factor: 1		Analysis Time..: 14:02	Analyst ID.....: 400149	
		Instrument ID..: ICPMS2		MS Run #.....: 8228118	MDL.....: 0.11	
Chromium	**11.6 J**	**2.0**	**ug/L**	**SW846 6020**	**08/15-08/22/08**	**KTHJE1AM**
		Dilution Factor: 1		Analysis Time..: 14:02	Analyst ID.....: 400149	
		Instrument ID..: ICPMS2		MS Run #.....: 8228118	MDL.....: 0.11	
Copper	**3.5**	**2.0**	**ug/L**	**SW846 6020**	**08/15-08/22/08**	**KTHJE1AN**
		Dilution Factor: 1		Analysis Time..: 14:02	Analyst ID.....: 400149	
		Instrument ID..: ICPMS2		MS Run #.....: 8228118	MDL.....: 0.14	
Nickel	**1.9**	**1.0**	**ug/L**	**SW846 6020**	**08/15-08/22/08**	**KTHJE1AP**
		Dilution Factor: 1		Analysis Time..: 14:02	Analyst ID.....: 400149	
		Instrument ID..: ICPMS2		MS Run #.....: 8228118	MDL.....: 0.073	
Lead	**0.052 B**	**1.0**	**ug/L**	**SW846 6020**	**08/15-08/22/08**	**KTHJE1AQ**
		Dilution Factor: 1		Analysis Time..: 14:02	Analyst ID.....: 400149	
		Instrument ID..: ICPMS2		MS Run #.....: 8228118	MDL.....: 0.020	

(Continued on next page)

Tetra Tech NUS, Inc

Client Sample ID: FMC-III-SW-28

DISSOLVED Metals

Lot-Sample #...: C8H010190-027 Matrix.....: WATER

PARAMETER	RESULT	REPORTING LIMIT	UNITS	METHOD	PREPARATION-ANALYSIS DATE	WORK ORDER #
Antimony	0.28 B,J	2.0	ug/L	SW846 6020	08/15-08/22/08	KTHJE1AR
		Dilution Factor: 1		Analysis Time..: 14:02	Analyst ID.....: 400149	
		Instrument ID..: ICPMS2		MS Run #.....: 8228118	MDL.....: 0.047	
Selenium	10.6 J	5.0	ug/L	SW846 6020	08/15-08/22/08	KTHJE1AT
		Dilution Factor: 1		Analysis Time..: 14:02	Analyst ID.....: 400149	
		Instrument ID..: ICPMS2		MS Run #.....: 8228118	MDL.....: 0.21	
Thallium	0.046 B,J	1.0	ug/L	SW846 6020	08/15-08/22/08	KTHJE1AU
		Dilution Factor: 1		Analysis Time..: 14:02	Analyst ID.....: 400149	
		Instrument ID..: ICPMS2		MS Run #.....: 8228118	MDL.....: 0.018	
Zinc	3.6 B	5.0	ug/L	SW846 6020	08/15-08/22/08	KTHJE1AV
		Dilution Factor: 1		Analysis Time..: 14:02	Analyst ID.....: 400149	
		Instrument ID..: ICPMS2		MS Run #.....: 8228118	MDL.....: 0.60	

NOTE(S):

J Method blank contamination. The associated method blank contains the target analyte at a reportable level.

B Estimated result. Result is less than RL.

Tetra Tech NUS, Inc

Client Sample ID: FMC-III-SW-30

DISSOLVED Metals

Lot-Sample #...: C8H010190-026
Date Sampled...: 07/31/08 Date Received..: 08/01/08 Matrix.....: WATER

PARAMETER	RESULT	REPORTING LIMIT	UNITS	METHOD	PREPARATION-ANALYSIS DATE	WORK ORDER #
Prep Batch #...: 8226049						
Mercury	ND	0.20	ug/L	SW846 7470A	08/13/08	KTHJA1AU
		Dilution Factor: 1		Analysis Time..: 12:00	Analyst ID.....: 401509	
		Instrument ID..: HGHYDRA		MS Run #.....: 8226027	MDL.....: 0.055	
Prep Batch #...: 8228179						
Zinc	**6.6**	**5.0**	**ug/L**	**SW846 6020**	**08/15-08/22/08**	**KTHJA1A8**
		Dilution Factor: 1		Analysis Time..: 13:58	Analyst ID.....: 400149	
		Instrument ID..: ICPMS2		MS Run #.....: 8228118	MDL.....: 0.60	
Silver	ND	1.0	ug/L	SW846 6020	08/15-08/22/08	KTHJA1AV
		Dilution Factor: 1		Analysis Time..: 13:58	Analyst ID.....: 400149	
		Instrument ID..: ICPMS2		MS Run #.....: 8228118	MDL.....: 0.077	
Arsenic	**3.4**	**1.0**	**ug/L**	**SW846 6020**	**08/15-08/22/08**	**KTHJA1AW**
		Dilution Factor: 1		Analysis Time..: 13:58	Analyst ID.....: 400149	
		Instrument ID..: ICPMS2		MS Run #.....: 8228118	MDL.....: 0.14	
Beryllium	ND	1.0	ug/L	SW846 6020	08/15-08/22/08	KTHJA1AX
		Dilution Factor: 1		Analysis Time..: 13:58	Analyst ID.....: 400149	
		Instrument ID..: ICPMS2		MS Run #.....: 8228118	MDL.....: 0.068	
Cadmium	ND	1.0	ug/L	SW846 6020	08/15-08/22/08	KTHJA1A0
		Dilution Factor: 1		Analysis Time..: 13:58	Analyst ID.....: 400149	
		Instrument ID..: ICPMS2		MS Run #.....: 8228118	MDL.....: 0.11	
Chromium	**16.1 J**	**2.0**	**ug/L**	**SW846 6020**	**08/15-08/22/08**	**KTHJA1A1**
		Dilution Factor: 1		Analysis Time..: 13:58	Analyst ID.....: 400149	
		Instrument ID..: ICPMS2		MS Run #.....: 8228118	MDL.....: 0.11	
Copper	**5.5**	**2.0**	**ug/L**	**SW846 6020**	**08/15-08/22/08**	**KTHJA1A2**
		Dilution Factor: 1		Analysis Time..: 13:58	Analyst ID.....: 400149	
		Instrument ID..: ICPMS2		MS Run #.....: 8228118	MDL.....: 0.14	
Nickel	**1.9**	**1.0**	**ug/L**	**SW846 6020**	**08/15-08/22/08**	**KTHJA1A3**
		Dilution Factor: 1		Analysis Time..: 13:58	Analyst ID.....: 400149	
		Instrument ID..: ICPMS2		MS Run #.....: 8228118	MDL.....: 0.073	

(Continued on next page)

Tetra Tech NUS, Inc

Client Sample ID: FMC-III-SW-30

DISSOLVED Metals

Lot-Sample #...: C8H010190-026 Matrix.....: WATER

PARAMETER	RESULT	REPORTING LIMIT	UNITS	METHOD	PREPARATION-ANALYSIS DATE	WORK ORDER #
Lead	0.20 B	1.0	ug/L	SW846 6020	08/15-08/22/08	KTHJA1A4
		Dilution Factor: 1		Analysis Time..: 13:58	Analyst ID.....: 400149	
		Instrument ID..: ICPMS2		MS Run #.....: 8228118	MDL.....: 0.020	
Antimony	0.34 B,J	2.0	ug/L	SW846 6020	08/15-08/22/08	KTHJA1A5
		Dilution Factor: 1		Analysis Time..: 13:58	Analyst ID.....: 400149	
		Instrument ID..: ICPMS2		MS Run #.....: 8228118	MDL.....: 0.047	
Selenium	8.0 J	5.0	ug/L	SW846 6020	08/15-08/22/08	KTHJA1A6
		Dilution Factor: 1		Analysis Time..: 13:58	Analyst ID.....: 400149	
		Instrument ID..: ICPMS2		MS Run #.....: 8228118	MDL.....: 0.21	
Thallium	0.066 B,J	1.0	ug/L	SW846 6020	08/15-08/22/08	KTHJA1A7
		Dilution Factor: 1		Analysis Time..: 13:58	Analyst ID.....: 400149	
		Instrument ID..: ICPMS2		MS Run #.....: 8228118	MDL.....: 0.018	

NOTE(S):

J Method blank contamination. The associated method blank contains the target analyte at a reportable level.

B Estimated result. Result is less than RL.

Tetra Tech NUS, Inc

Client Sample ID: FMC-III-SW-32

DISSOLVED Metals

Lot-Sample #...: C8H010190-025
Date Sampled...: 07/31/08 **Date Received..:** 08/01/08 **Matrix.....:** WATER

PARAMETER	RESULT	REPORTING LIMIT	UNITS	METHOD	PREPARATION-ANALYSIS DATE	WORK ORDER #
Prep Batch #...: 8226049						
Mercury	ND	0.20	ug/L	SW846 7470A	08/13/08	KTHH81A5
		Dilution Factor: 1		Analysis Time..: 11:55	Analyst ID.....: 401509	
		Instrument ID..: HGHYDRA		MS Run #.....: 8226027	MDL.....: 0.055	
Prep Batch #...: 8228179						
Silver	ND	1.0	ug/L	SW846 6020	08/15-08/22/08	KTHH81A6
		Dilution Factor: 1		Analysis Time..: 13:54	Analyst ID.....: 400149	
		Instrument ID..: ICPMS2		MS Run #.....: 8228118	MDL.....: 0.077	
Arsenic	**3.0**	**1.0**	**ug/L**	**SW846 6020**	**08/15-08/22/08**	**KTHH81A7**
		Dilution Factor: 1		Analysis Time..: 13:54	Analyst ID.....: 400149	
		Instrument ID..: ICPMS2		MS Run #.....: 8228118	MDL.....: 0.14	
Beryllium	ND	1.0	ug/L	SW846 6020	08/15-08/22/08	KTHH81A8
		Dilution Factor: 1		Analysis Time..: 13:54	Analyst ID.....: 400149	
		Instrument ID..: ICPMS2		MS Run #.....: 8228118	MDL.....: 0.068	
Cadmium	ND	1.0	ug/L	SW846 6020	08/15-08/22/08	KTHH81AA
		Dilution Factor: 1		Analysis Time..: 13:54	Analyst ID.....: 400149	
		Instrument ID..: ICPMS2		MS Run #.....: 8228118	MDL.....: 0.11	
Chromium	**11.3 J**	**2.0**	**ug/L**	**SW846 6020**	**08/15-08/22/08**	**KTHH81AC**
		Dilution Factor: 1		Analysis Time..: 13:54	Analyst ID.....: 400149	
		Instrument ID..: ICPMS2		MS Run #.....: 8228118	MDL.....: 0.11	
Copper	**3.7**	**2.0**	**ug/L**	**SW846 6020**	**08/15-08/22/08**	**KTHH81AD**
		Dilution Factor: 1		Analysis Time..: 13:54	Analyst ID.....: 400149	
		Instrument ID..: ICPMS2		MS Run #.....: 8228118	MDL.....: 0.14	
Nickel	**2.0**	**1.0**	**ug/L**	**SW846 6020**	**08/15-08/22/08**	**KTHH81AE**
		Dilution Factor: 1		Analysis Time..: 13:54	Analyst ID.....: 400149	
		Instrument ID..: ICPMS2		MS Run #.....: 8228118	MDL.....: 0.073	
Lead	**0.026 B**	**1.0**	**ug/L**	**SW846 6020**	**08/15-08/22/08**	**KTHH81AF**
		Dilution Factor: 1		Analysis Time..: 13:54	Analyst ID.....: 400149	
		Instrument ID..: ICPMS2		MS Run #.....: 8228118	MDL.....: 0.020	

(Continued on next page)

Tetra Tech NUS, Inc

Client Sample ID: FMC-III-SW-32

DISSOLVED Metals

Lot-Sample #...: C8H010190-025 Matrix.....: WATER

PARAMETER	RESULT	REPORTING LIMIT	UNITS	METHOD	PREPARATION-ANALYSIS DATE	WORK ORDER #
Antimony	0.33 B,J	2.0	ug/L	SW846 6020	08/15-08/22/08	KTHH81AG
		Dilution Factor: 1		Analysis Time..: 13:54	Analyst ID.....: 400149	
		Instrument ID..: ICPMS2		MS Run #.....: 8228118	MDL.....: 0.047	
Selenium	11.5 J	5.0	ug/L	SW846 6020	08/15-08/22/08	KTHH81AH
		Dilution Factor: 1		Analysis Time..: 13:54	Analyst ID.....: 400149	
		Instrument ID..: ICPMS2		MS Run #.....: 8228118	MDL.....: 0.21	
Thallium	0.13 B,J	1.0	ug/L	SW846 6020	08/15-08/22/08	KTHH81AJ
		Dilution Factor: 1		Analysis Time..: 13:54	Analyst ID.....: 400149	
		Instrument ID..: ICPMS2		MS Run #.....: 8228118	MDL.....: 0.018	
Zinc	3.6 B	5.0	ug/L	SW846 6020	08/15-08/22/08	KTHH81AK
		Dilution Factor: 1		Analysis Time..: 13:54	Analyst ID.....: 400149	
		Instrument ID..: ICPMS2		MS Run #.....: 8228118	MDL.....: 0.60	

NOTE(S):

J Method blank contamination. The associated method blank contains the target analyte at a reportable level.

B Estimated result. Result is less than RL.

Frog Mortar Creek

Percent Solids

Lab Name: TESTAMERICA PITTSBURGH **Method:** SM20 2540G

Client Name: Tetra Tech NUS, Inc **Lot Number:** C8H010190

Matrix: SOLID

NO SAMPLE PREPARATION PERFORMED / DIRECT INJECTION

Client Sample ID	Sample Number	Workorder	Result	Units	Min. Detection Limit	Reporting Limit	Dilution Factor	Prep Date - Analysis Date/Time	QC Batch
FMC-III-SED-12B	C8H010190 001	KTHG21AA	32.5	%	0.0		1	8/6/2008 - 8/7/2008 08:01	8219335
FMC-III-SED-12C	C8H010190 002	KTHG41AA	37.2	%	0.0		1	8/6/2008 - 8/7/2008 08:01	8219335
FMC-III-SED-13B	C8H010190 003	KTHG51AA	31.5	%	0.0		1	8/6/2008 - 8/7/2008 08:01	8219335
FMC-III-SED-13C	C8H010190 004	KTHG61AA	36.0	%	0.0		1	8/6/2008 - 8/7/2008 08:01	8219335
FMC-III-SED-9B	C8H010190 005	KTHG81AA	30.3	%	0.0		1	8/6/2008 - 8/7/2008 08:01	8219335
FMC-III-SED-9C	C8H010190 006	KTHHA1AA	34.2	%	0.0		1	8/6/2008 - 8/7/2008 08:01	8219335
FMC-III-SED-10B	C8H010190 007	KTHHE1AA	31.0	%	0.0		1	8/6/2008 - 8/7/2008 08:01	8219335
FMC-III-SED-10C	C8H010190 008	KTHHG1AA	36.3	%	0.0		1	8/6/2008 - 8/7/2008 08:01	8219335
FMC-III-SED-27A	C8H010190 009	KTHHJ1AA	48.9	%	0.0		1	8/6/2008 - 8/7/2008 08:01	8219335
FMC-III-SED-27B	C8H010190 010	KTHHK1AA	63.3	%	0.0		1	8/6/2008 - 8/7/2008 08:01	8219335
FMC-III-SED-27C	C8H010190 011	KTHHL1AA	57.3	%	0.0		1	8/6/2008 - 8/7/2008 08:01	8219335
FMC-III-SED-28A	C8H010190 012	KTHHM1AA	38.9	%	0.0		1	8/6/2008 - 8/7/2008 08:01	8219335
FMC-III-SED-28B	C8H010190 013	KTHHN1AA	45.7	%	0.0		1	8/6/2008 - 8/7/2008 08:01	8219335
FMC-III-SED-28C	C8H010190 014	KTHHP1AA	48.5	%	0.0		1	8/6/2008 - 8/7/2008 08:01	8219335
FMC-III-SED-30A	C8H010190 015	KTHHQ1AA	42.5	%	0.0		1	8/6/2008 - 8/7/2008 08:01	8219335
FMC-III-SED-30B	C8H010190 016	KTHHR1AA	35.2	%	0.0		1	8/6/2008 - 8/7/2008 08:01	8219335
FMC-III-SED-30C	C8H010190 017	KTHHV1AA	41.1	%	0.0		1	8/6/2008 - 8/7/2008 08:01	8219335
FMC-III-SED-32A	C8H010190 018	KTHHW1A	27.4	%	0.0		1	8/6/2008 - 8/7/2008 08:01	8219335

Frog Mortar Creek

Percent Solids

Lab Name: TESTAMERICA PITTSBURGH
Client Name: Tetra Tech NUS, Inc
Matrix: SOLID

Method: SM20 2540G
Lot Number: C8H010190

FMC-III-SED-32B	C8H010190 019	KTHH01AA	29.8	%	0.0		1	8/6/2008 - 8/7/2008 08:01	8219335
FMC-III-SED-32C	C8H010190 020	KTHH21AA	35.8	%	0.0		1	8/6/2008 - 8/7/2008 08:01	8219335
FMC-III-SED-35A	C8H010190 021	KTHH31AA	31.6	%	0.0	1.0	1	8/7/2008 - 8/8/2008 08:01	8220079
FMC-III-SED-35B	C8H010190 022	KTHH41AA	36.3	%	0.0	1.0	1	8/7/2008 - 8/8/2008 08:01	8220079
FMC-III-SED-35C	C8H010190 023	KTHH51AA	40.8	%	0.0	1.0	1	8/7/2008 - 8/8/2008 08:01	8220079

APPENDIX C
SUPPORT DOCUMENTATION

CASE NARRATIVE
TETRA TECH NUS, INC.
FROG MORTOR CREEK

Lot #: C8H010190

The following report contains the analytical results for samples submitted to TestAmerica-Pittsburgh by Tetra Tech NUS, Inc. The samples were received August 1, 2008 according to documented sample acceptance procedures.

TestAmerica-Pittsburgh utilizes only USEPA approved methods and instrumentation in all analytical work. The samples presented in this report were analyzed for the parameters listed on the method reference page in accordance with the methods indicated.

If project specific QC was not required for samples contained in this report, when batch QC was completed on these samples, anomalous results will be discussed below.

SAMPLE RECEIVING:
The lot closed on August 1, 2008.

GC/MS VOLATILES:
All non-CCC compounds that have >15% RSD were evaluated to see if a better curve could be drawn using a quadratic curve. All compounds <30% RSD will use an average response factor curve if no visible improvement is accomplished using a quadratic curve. A quadratic curve will be used for a compound where it is determined to be the "best-fit" evaluation.

The following compound had the %D >25% in continuing calibration standard CC30807; but was within the expected performance range for this compound: carbon disulfide 29.4%.

GC/MS SEMIVOLATILES:
Due to the concentration of target compounds detected and/or matrix, several samples were analyzed at a dilution.

Several samples had the surrogates diluted out.

The matrix spike duplicate of sample FMC-III-SED-28B recovered outside of the control limits for pyrene.

The method blank for batch 8217238 had phenanthrene and benzo(b)fluoranthene detected between the MDL and the reporting limit. The results were flagged with a "J" qualifier. Any sample in this batch that had these compounds detected had the results flagged with a "B" qualifier.

GC/MS SEMIVOLATILES (cont):
All non-CCC compounds that have >15% RSD were evaluated to see if a better curve could be drawn using a quadratic curve. All compounds <30% RSD will use an average response factor curve if no visible improvement is accomplished using a quadratic curve. A quadratic curve will be used for a compound where it is determined to be the "best-fit" evaluation.

PCBS:
Ending continuing calibration standard S0880250 had AR1016 with a %D of 17.4% and tetrachloro-m-xylene with a %D of 20.1%. These did not meet the 15%D criteria. The samples were analyzed twice with the continuing calibration standard not meeting criteria. Only one set of data is reported.

METALS:
The serial dilution of sample FMC-III-SW-27 (total and dissolved) was outside of the percent difference control limits for chromium. The result was flagged with an "E" qualifier.

The method blanks had analytes detected at concentrations between the MDL and the reporting limit. The results were flagged with a "B" qualifier. Any sample associated with a method blank that had the same analyte detected had the result flagged with a "J" qualifier.

GENERAL CHEMISTRY:
There were no problems associated with the analysis.

METHODS SUMMARY

C8H010190

PARAMETER	ANALYTICAL METHOD	PREPARATION METHOD
ICP-MS (6020)	SW846 6020	SW846 3005A
ICP-MS (6020)	SW846 6020	SW846 3010
Mercury in Liquid Waste (Manual Cold-Vapor)	SW846 7470A	SW846 7470A
PCBs by SW-846 8082	SW846 8082	SW846 3510C
PCBs by SW-846 8082	SW846 8082	SW846 3541
Semivolatile Organics GCMS BNA 8270C	SW846 8270C	
Total Residue as Percent Solids	SM20 2540G	
Volatile Organics by GC/MS	SW846 8260B	SW846 5030B/826

References:

SM20 "STANDARD METHODS FOR THE EXAMINATION OF WATER AND WASTEWATER", 20TH EDITION."

SW846 "Test Methods for Evaluating Solid Waste, Physical/Chemical Methods", Third Edition, November 1986 and its updates.

SAMPLE SUMMARY

C8H010190

WO #	SAMPLE#	CLIENT SAMPLE ID	SAMPLED DATE	SAMP TIME
KTHG2	001	FMC-III-SED-12B	07/30/08	16:10
KTHG4	002	FMC-III-SED-12C	07/30/08	16:10
KTHG5	003	FMC-III-SED-13B	07/30/08	16:50
KTHG6	004	FMC-III-SED-13C	07/30/08	16:50
KTHG8	005	FMC-III-SED-9B	07/31/08	08:00
KTHHA	006	FMC-III-SED-9C	07/31/08	08:00
KTHHE	007	FMC-III-SED-10B	07/31/08	10:15
KTHHG	008	FMC-III-SED-10C	07/31/08	10:15
KTHHJ	009	FMC-III-SED-27A	07/31/08	14:30
KTHHK	010	FMC-III-SED-27B	07/31/08	14:40
KTHHL	011	FMC-III-SED-27C	07/31/08	14:40
KTHHM	012	FMC-III-SED-28A	07/31/08	15:25
KTHHN	013	FMC-III-SED-28B	07/31/08	15:30
KTHHP	014	FMC-III-SED-28C	07/31/08	15:30
KTHHQ	015	FMC-III-SED-30A	07/31/08	13:10
KTHHR	016	FMC-III-SED-30B	07/31/08	13:15
KTHHV	017	FMC-III-SED-30C	07/31/08	13:15
KTHHW	018	FMC-III-SED-32A	07/31/08	12:00
KTHH0	019	FMC-III-SED-32B	07/31/08	13:00
KTHH2	020	FMC-III-SED-32C	07/31/08	13:00
KTHH3	021	FMC-III-SED-35A	07/31/08	09:25
KTHH4	022	FMC-III-SED-35B	07/31/08	09:35
KTHH5	023	FMC-III-SED-35C	07/31/08	09:35
KTHH6	024	FMC-III-SW-27	07/31/08	13:15
KTHH8	025	FMC-III-SW-32	07/31/08	10:42
KTHJA	026	FMC-III-SW-30	07/31/08	11:35
KTHJE	027	FMC-III-SW-28	07/31/08	14:35
KTHJG	028	TB-073108	07/31/08	08:00

NOTE(S) :

- The analytical results of the samples listed above are presented on the following pages.
- All calculations are performed before rounding to avoid round-off errors in calculated results.
- Results noted as "ND" were not detected at or above the stated limit.
- This report must not be reproduced, except in full, without the written approval of the laboratory.
- Results for the following parameters are never reported on a dry weight basis: color, corrosivity, density, flashpoint, ignitability, layers, odor, paint filter test, pH, porosity pressure, reactivity, redox potential, specific gravity, spot tests, solids, solubility, temperature, viscosity, and weight.

HOLDTIME

SDG C8H010190

SORT	UNITS	NSAMPLE	LAB_ID	QC_TYPE	SAMP_DATE	EXTR_DATE	ANAL_DATE	SMP_EXTR	EXTR_ANL	SMP_ANL
HG	UG/L	FMC-III-SW-28	C8H010190027	NM	7/31/2008	8/7/2008	8/7/2008	7	0	7
HG	UG/L	FMC-III-SW-27	C8H010190024	NM	7/31/2008	8/7/2008	8/7/2008	7	0	7
HG	UG/L	FMC-III-SW-32	C8H010190025	NM	7/31/2008	8/13/2008	8/13/2008	13	0	13
HG	UG/L	FMC-III-SW-32	C8H010190025	NM	7/31/2008	8/7/2008	8/7/2008	7	0	7
HG	UG/L	FMC-III-SW-30	C8H010190026	NM	7/31/2008	8/13/2008	8/13/2008	13	0	13
HG	UG/L	FMC-III-SW-28	C8H010190027	NM	7/31/2008	8/13/2008	8/13/2008	13	0	13
HG	UG/L	FMC-III-SW-27	C8H010190024	NM	7/31/2008	8/13/2008	8/13/2008	13	0	13
HG	UG/L	FMC-III-SW-30	C8H010190026	NM	7/31/2008	8/7/2008	8/7/2008	7	0	7
M	UG/L	FMC-III-SW-32	C8H010190025	NM	7/31/2008	8/15/2008	8/22/2008	15	7	22
M	UG/L	FMC-III-SW-30	C8H010190026	NM	7/31/2008	8/15/2008	8/22/2008	15	7	22
M	UG/L	FMC-III-SW-27	C8H010190024	NM	7/31/2008	8/15/2008	8/22/2008	15	7	22
M	UG/L	FMC-III-SW-28	C8H010190027	NM	7/31/2008	8/15/2008	8/22/2008	15	7	22
MF	UG/L	FMC-III-SW-30	C8H010190026	NM	7/31/2008	8/15/2008	8/22/2008	15	7	22
MF	UG/L	FMC-III-SW-28	C8H010190027	NM	7/31/2008	8/15/2008	8/22/2008	15	7	22
MF	UG/L	FMC-III-SW-27	C8H010190024	NM	7/31/2008	8/15/2008	8/22/2008	15	7	22

SORT	UNITS	NSAMPLE	LAB_ID	QC_TYPE	SAMP_DATE	EXTR_DATE	ANAL_DATE	SMP_EXTR	EXTR_ANL	SMP_ANL
MF	UG/L	FMC-III-SW-32	C8H010190025	NM	7/31/2008	8/15/2008	8/22/2008	15	7	22
PCS	%	FMC-III-SED-9B	C8H010190005	NM	7/31/2008	8/6/2008	8/7/2008	6	1	7
PCS	%	FMC-III-SED-32B	C8H010190019	NM	7/31/2008	8/6/2008	8/7/2008	6	1	7
PCS	%	FMC-III-SED-9C	C8H010190006	NM	7/31/2008	8/6/2008	8/7/2008	6	1	7
PCS	%	FMC-III-SED-35B	C8H010190022	NM	7/31/2008	8/7/2008	8/8/2008	7	1	8
PCS	%	FMC-III-SED-32A	C8H010190018	NM	7/31/2008	8/6/2008	8/7/2008	6	1	7
PCS	%	FMC-III-SED-35A	C8H010190021	NM	7/31/2008	8/7/2008	8/8/2008	7	1	8
PCS	%	FMC-III-SED-32C	C8H010190020	NM	7/31/2008	8/6/2008	8/7/2008	6	1	7
PCS	%	FMC-III-SED-28C	C8H010190014	NM	7/31/2008	8/6/2008	8/7/2008	6	1	7
PCS	%	FMC-III-SED-30C	C8H010190017	NM	7/31/2008	8/6/2008	8/7/2008	6	1	7
PCS	%	FMC-III-SED-35C	C8H010190023	NM	7/31/2008	8/7/2008	8/8/2008	7	1	8
PCS	%	FMC-III-SED-30A	C8H010190015	NM	7/31/2008	8/6/2008	8/7/2008	6	1	7
PCS	%	FMC-III-SED-10B	C8H010190007	NM	7/31/2008	8/6/2008	8/7/2008	6	1	7
PCS	%	FMC-III-SED-28B	C8H010190013	NM	7/31/2008	8/6/2008	8/7/2008	6	1	7
PCS	%	FMC-III-SED-28A	C8H010190012	NM	7/31/2008	8/6/2008	8/7/2008	6	1	7
PCS	%	FMC-III-SED-27C	C8H010190011	NM	7/31/2008	8/6/2008	8/7/2008	6	1	7
PCS	%	FMC-III-SED-27B	C8H010190010	NM	7/31/2008	8/6/2008	8/7/2008	6	1	7
PCS	%	FMC-III-SED-13C	C8H010190004	NM	7/30/2008	8/6/2008	8/7/2008	7	1	8

C8H010190

Chain of Custody Record

Temperature on Receipt _____

Drinking Water? Yes ☐ No ☒

TestAmerica
THE LEADER IN ENVIRONMENTAL TESTING

TAL-4124 (1007)

Client	Project Manager	Date	Chain of Custody Number
Tetra Tech NUS	Eric Samuels	7/31/08	093975
Address	**Telephone Number (Area Code)/Fax Number**	**Lab Number**	**Page** 1 of 3
2171 west Parkcourt Suite E	(770) 413 0965 x232		
City / **State** / **Zip Code**	**Site Contact**	**Lab Contact**	
Stone Mountain / GA / 30087	tony Apanavage		
Project Name and Location (State)	**Carrier/Waybill Number**		
FMC Phase III			
Contract/Purchase Order/Quote No.			

Sample I.D. No. and Description (Containers for each sample may be combined on one line)	Date	Time	Matrix: Air	Aqueous	Sed.	Soil	Containers & Preservatives: Unpres.	H2SO4	HNO3	HCl	NaOH	ZnAc/ NaOH	TCA	Analysis: VOCs	PAH, PCB	Special Instructions/ Conditions of Receipt
FMC-III-SED-12B	7/30/08	1610			X								X	1	1	
FMC-III-SED 12C	7/30/08	1610												1	1	
FMC-III-SED 13B	7/30/08	1650												1	1	
FMC-III-SED 13C	7/30/08	1650												1	1	
FMC-III-SED 9B	7/31/08	0800												1	1	
FMC-III-SED 9C	7/31/08	0800												1	1	
FMC-III-SED 10B	7/31/08	1015												1	1	
FMC-III-SED 10C	7/31/08	1015												1	1	
FMC-III-SED 27A	7/31/08	1430												1	1	
FMC-III-SED 27B	7/31/08	1440												1	1	
FMC-III-SED 27C	7/31/08	1440												1	1	
FMC-III-SED 28A	7/31/08	1525												1	1	

Possible Hazard Identification
☐ Non-Hazard ☐ Flammable ☐ Skin Irritant ☐ Poison B ☐ Unknown

Sample Disposal
☐ Return To Client ☐ Disposal By Lab ☐ Archive For _____ Months (A fee may be assessed if samples are retained longer than 1 month)

Turn Around Time Required
☐ 24 Hours ☐ 48 Hours ☐ 7 Days ☐ 14 Days ☒ 21 Days ☐ Other _____

QC Requirements (Specify)

	Date	Time		Date	Time
1. Relinquished By	7/31/08	1700	1. Received By	8/1/08	0940
2. Relinquished By			2. Received By		
3. Relinquished By			3. Received By		

Comments

DISTRIBUTION: WHITE - Returned to Client with Report; CANARY - Stays with the Sample; PINK - Field Copy

7

(1 - 243)

C8H010190

Chain of Custody Record

TAL-4124 (1007)

Temperature on Receipt _____

Drinking Water? Yes ☐ No ☒

TestAmerica
THE LEADER IN ENVIRONMENTAL TESTING

Client: Tetra Tech NUS	Project Manager: Eric Samuels	Date: 7/31/08	Chain of Custody Number: 093978
Address: 2171 west Park Court Suite E	Telephone Number (Area Code)/Fax Number: (770) 413-0965 x232	Lab Number:	Page 2 of 3
City: Stone mountain / State: GA / Zip Code: 30087	Site Contact: Tony aparnavage	Lab Contact:	
Project Name and Location (State): FMC Phase III	Carrier/Waybill Number:		
Contract/Purchase Order/Quote No.			

Sample I.D. No. and Description (Containers for each sample may be combined on one line)	Date	Time	Matrix: Air	Aqueous	Sed.	Soil	Containers & Preservatives: Unpres.	H2SO4	HNO3	HCl	NaOH	ZnAc/NaOH	Ice	Analysis: VOCs	PAH + PCB	Special Instructions/ Conditions of Receipt
FMC-III-SED-28B	7/31/08	1530			X								X	1	1	
FMC-III-SED-28C	7/31/08	1530												1	1	
FMC-III-SED-30A	7/31/08	1310												1	1	
FMC-III-SED-30B	7/31/08	1315												1	1	
FMC-III-SED-30C	7/31/08	1315												1	1	
FMC-III-SED-32A	7/31/08	1200												1	1	
FMC-III-SED-32B	7/31/08	1300												1	1	
FMC-III-SED-32C	7/31/08	1300												1	1	
FMC-III-SED-35A	7/31/08	0925												1	1	
FMC-III-SED-35B	7/31/08	0935												1	1	
FMC-III-SED-35C	7/31/08	0935												1	1	

Possible Hazard Identification
☐ Non-Hazard ☐ Flammable ☐ Skin Irritant ☐ Poison B ☐ Unknown

Sample Disposal
☐ Return To Client ☐ Disposal By Lab ☐ Archive For _____ Months
(A fee may be assessed if samples are retained longer than 1 month)

Turn Around Time Required
☐ 24 Hours ☐ 48 Hours ☐ 7 Days ☐ 14 Days ☒ 21 Days ☐ Other _____

QC Requirements (Specify)

	Date	Time		Date	Time
1. Relinquished By	7/31/08	1700	1. Received By	8/1/08	0940
2. Relinquished By			2. Received By		
3. Relinquished By			3. Received By		

Comments

DISTRIBUTION: WHITE - Returned to Client with Report; CANARY - Stays with the Sample; PINK - Field Copy

C8H010190

Chain of Custody Record

Temperature on Receipt _____

Drinking Water? Yes ☐ No ☑

TestAmerica
THE LEADER IN ENVIRONMENTAL TESTING

TAL-4124 (1007)

Client	Project Manager	Date	Chain of Custody Number
Tetra Tech NUS	ERIC SAMUELS	7/31/08	093949
Address	**Telephone Number (Area Code)/Fax Number**	**Lab Number**	**Page 3 of 3**
2171 West Park Court Suite	770 413 0965 x232		
City / **State** / **Zip Code**	**Site Contact** / **Lab Contact**	**Analysis (Attach list if more space is needed)**	
Stone Mountain / GA / 30087	Tony Apanawagl		
Project Name and Location (State)	**Carrier/Waybill Number**		
FMC Phase III			
Contract/Purchase Order/Quote No.			

Sample I.D. No. and Description (Containers for each sample may be combined on one line)	Date	Time	Matrix: Air	Aqueous	Sed.	Soil	Containers & Preservatives: Unpres.	H2SO4	HNO3	HCl	NaOH	ZnAc/ NaOH	VOCs	PAHs	PCB	Total Mercury	Dissolved Mercury	Special Instructions/ Conditions of Receipt
FMC-III-SW-27	7/31/08	1315		X			X		X	X			X	X	X	X	X	
FMC-III-SW-32	7/31/08	1042		X			X		X	X			X	X	X	X	X	
FMC-III-SW-30	7/31/08	1135		X			X		X	X			X	X	X	X	X	
FMC-III-SW-28	7/31/08	1435					X		X	X			X	X	X	X	X	
TB-073108	7/31/08	0800		X						X			X					

Possible Hazard Identification
☐ Non-Hazard ☐ Flammable ☐ Skin Irritant ☐ Poison B ☐ Unknown

Sample Disposal
☐ Return To Client ☐ Disposal By Lab ☐ Archive For _____ Months (A fee may be assessed if samples are retained longer than 1 month)

Turn Around Time Required
☐ 24 Hours ☐ 48 Hours ☐ 7 Days ☐ 14 Days ☒ 21 Days ☐ Other _____

QC Requirements (Specify)

	Date	Time		Date	Time
1. Relinquished By	7/31/08	1700	1. Received By	8/1/08	0940
2. Relinquished By			2. Received By		
3. Relinquished By			3. Received By		

Comments

DISTRIBUTION: WHITE - Returned to Client with Report; CANARY - Stays with the Sample; PINK - Field Copy

9

(1 - 243)

Test America Pittsburgh

- 2a -

INITIAL AND CONTINUING CALIBRATION VERIFICATION

Client: TETRA TECH **SDG No.:** C8H010190

Initial Calibration Source: Inorganic Ventures **Instrument:** ICPMS

Continuing Calibration Source: Inorganic Ventures

Sample ID	Analyte	Result ug/L	True Value ug/L	% Recovery	Acceptance Window (%R)	M	Analysis Date	Analysis Time	Run Number
ICV1			**ICV1 MET3075-08**						
	Antimony	82.56	80.0	103.2	90.0 - 110.0	MS	8/22/2008	12:48	M80822A, gen
	Arsenic	80.42	80.0	100.5	90.0 - 110.0	MS	8/22/2008	12:48	M80822A, gen
	Beryllium	78.97	80.0	98.7	90.0 - 110.0	MS	8/22/2008	12:48	M80822A, gen
	Cadmium	81.35	80.0	101.7	90.0 - 110.0	MS	8/22/2008	12:48	M80822A, gen
	Chromium	78.96	80.0	98.7	90.0 - 110.0	MS	8/22/2008	12:48	M80822A, gen
	Copper	82.16	80.0	102.7	90.0 - 110.0	MS	8/22/2008	12:48	M80822A, gen
	Lead	76.44	80.0	95.6	90.0 - 110.0	MS	8/22/2008	12:48	M80822A, gen
	Nickel	80.27	80.0	100.3	90.0 - 110.0	MS	8/22/2008	12:48	M80822A, gen
	Selenium	81.18	80.0	101.5	90.0 - 110.0	MS	8/22/2008	12:48	M80822A, gen
	Silver	79.12	80.0	98.9	90.0 - 110.0	MS	8/22/2008	12:48	M80822A, gen
	Thallium	76.99	80.0	96.2	90.0 - 110.0	MS	8/22/2008	12:48	M80822A, gen
	Zinc	83.25	80.0	104.1	90.0 - 110.0	MS	8/22/2008	12:48	M80822A, gen
CCV1			**CCV1-1 MET3079-08**						
	Antimony	96.06	100.0	96.1	90.0 - 110.0	MS	8/22/2008	13:10	M80822A, gen
	Arsenic	95.49	100.0	95.5	90.0 - 110.0	MS	8/22/2008	13:10	M80822A, gen
	Beryllium	96.64	100.0	96.6	90.0 - 110.0	MS	8/22/2008	13:10	M80822A, gen
	Cadmium	97.78	100.0	97.8	90.0 - 110.0	MS	8/22/2008	13:10	M80822A, gen
	Chromium	96.09	100.0	96.1	90.0 - 110.0	MS	8/22/2008	13:10	M80822A, gen
	Copper	98.68	100.0	98.7	90.0 - 110.0	MS	8/22/2008	13:10	M80822A, gen
	Lead	99.16	100.0	99.2	90.0 - 110.0	MS	8/22/2008	13:10	M80822A, gen
	Nickel	99.32	100.0	99.3	90.0 - 110.0	MS	8/22/2008	13:10	M80822A, gen
	Selenium	96.32	100.0	96.3	90.0 - 110.0	MS	8/22/2008	13:10	M80822A, gen
	Silver	98.17	100.0	98.2	90.0 - 110.0	MS	8/22/2008	13:10	M80822A, gen
	Thallium	99.50	100.0	99.5	90.0 - 110.0	MS	8/22/2008	13:10	M80822A, gen
	Zinc	108.17	100.0	108.2	90.0 - 110.0	MS	8/22/2008	13:10	M80822A, gen

Test America Pittsburgh

- 2a -

INITIAL AND CONTINUING CALIBRATION VERIFICATION

Client: TETRA TECH

SDG No.: C8H010190

Initial Calibration Source: Inorganic Ventures

Instrument: ICPMS

Continuing Calibration Source: Inorganic Ventures

Sample ID	Analyte	Result ug/L	True Value ug/L	% Recovery	Acceptance Window (%R)	M	Analysis Date	Analysis Time	Run Number
CCV2			CCV1-2						
	Antimony	95.45	100.0	95.4	90.0 - 110.0	MS	8/22/2008	14:09	M80822A, gen
	Arsenic	97.29	100.0	97.3	90.0 - 110.0	MS	8/22/2008	14:09	M80822A, gen
	Beryllium	95.21	100.0	95.2	90.0 - 110.0	MS	8/22/2008	14:09	M80822A, gen
	Cadmium	95.86	100.0	95.9	90.0 - 110.0	MS	8/22/2008	14:09	M80822A, gen
	Chromium	96.42	100.0	96.4	90.0 - 110.0	MS	8/22/2008	14:09	M80822A, gen
	Copper	99.58	100.0	99.6	90.0 - 110.0	MS	8/22/2008	14:09	M80822A, gen
	Lead	95.67	100.0	95.7	90.0 - 110.0	MS	8/22/2008	14:09	M80822A, gen
	Nickel	98.38	100.0	98.4	90.0 - 110.0	MS	8/22/2008	14:09	M80822A, gen
	Selenium	98.53	100.0	98.5	90.0 - 110.0	MS	8/22/2008	14:09	M80822A, gen
	Silver	97.34	100.0	97.3	90.0 - 110.0	MS	8/22/2008	14:09	M80822A, gen
	Thallium	95.65	100.0	95.6	90.0 - 110.0	MS	8/22/2008	14:09	M80822A, gen
	Zinc	108.90	100.0	108.9	90.0 - 110.0	MS	8/22/2008	14:09	M80822A, gen
CCV3			CCV1-3						
	Antimony	99.16	100.0	99.2	90.0 - 110.0	MS	8/22/2008	15:09	M80822A, gen
	Arsenic	94.23	100.0	94.2	90.0 - 110.0	MS	8/22/2008	15:09	M80822A, gen
	Beryllium	101.00	100.0	101.0	90.0 - 110.0	MS	8/22/2008	15:09	M80822A, gen
	Cadmium	99.82	100.0	99.8	90.0 - 110.0	MS	8/22/2008	15:09	M80822A, gen
	Chromium	97.22	100.0	97.2	90.0 - 110.0	MS	8/22/2008	15:09	M80822A, gen
	Copper	97.43	100.0	97.4	90.0 - 110.0	MS	8/22/2008	15:09	M80822A, gen
	Lead	94.84	100.0	94.8	90.0 - 110.0	MS	8/22/2008	15:09	M80822A, gen
	Nickel	99.27	100.0	99.3	90.0 - 110.0	MS	8/22/2008	15:09	M80822A, gen
	Selenium	93.22	100.0	93.2	90.0 - 110.0	MS	8/22/2008	15:09	M80822A, gen
	Silver	98.90	100.0	98.9	90.0 - 110.0	MS	8/22/2008	15:09	M80822A, gen
	Thallium	94.56	100.0	94.6	90.0 - 110.0	MS	8/22/2008	15:09	M80822A, gen
	Zinc	108.13	100.0	108.1	90.0 - 110.0	MS	8/22/2008	15:09	M80822A, gen

TestAmerica Pittsburgh

Metals Data Reporting Form

Initial Calibration Verification Standar

Instrument: CVAA **Units:** ug/L

Chart Number: G80807B.PRN **Acceptable Range:** 90% - 110%

Standard Source: Ultra **Standard ID:** MET3953-08

Element	WL/ Mass	True Conc	ICV6-1 8/7/2008 12:26 PM Found	% Rec	Found	% Rec	Found	% Rec	Found	% Rec	Found	% Rec
Mercury	253.7	2.5	2.32	92.8								

TestAmerica Pittsburgh

Metals Data Reporting Form

Initial Calibration Verification Standar

Instrument: CVAA

Units: ug/L

Chart Number: G80813B.PRN

Acceptable Range: 90% - 110%

Standard Source: Ultra

Standard ID: MET4050-08

Element	WL/ Mass	True Conc	ICV6-1 8/13/2008 10:30 AM Found	% Rec	Found	% Rec	Found	% Rec	Found	% Rec	Found	% Rec
Mercury	253.7	2.5	2.36	94.4								

TestAmerica Pittsburgh

Metals Data Reporting Form

Continuing Calibration Verification

Instrument: CVAA **Units:** ug/L

Chart Number: G80807B.PRN **Acceptable Range:** 80% - 120%

Standard Source: Inorganic Ventures **Standard ID:** MET3955-08

Element	WL/ Mass	True Conc	CCV6-1 8/7/2008 12:31 PM Found	% Rec	CCV6-2 8/7/2008 12:52 PM Found	% Rec	CCV6-3 8/7/2008 1:11 PM Found	% Rec	CCV6-4 8/7/2008 1:32 PM Found	% Rec	CCV6-5 8/7/2008 1:52 PM Found	% Rec
Mercury	253.7	5.0	5.13	**102.6**	5.20	**104.0**	5.11	**102.2**	5.05	**101.0**	4.98	**99.6**

TestAmerica Pittsburgh

Metals Data Reporting Form

Continuing Calibration Verification

Instrument: CVAA

Units: ug/L

Chart Number: G80807B.PRN

Acceptable Range: 80% - 120%

Standard Source: Inorganic Ventures

Standard ID: MET3955-08

Element	WL/ Mass	True Conc	CCV6-6 8/7/2008 2:13 PM Found	% Rec	CCV6-7 8/7/2008 2:33 PM Found	% Rec	CCV6-8 8/7/2008 2:44 PM Found	% Rec	Found	% Rec	Found	% Rec
Mercury	253.7	5.0	4.93	98.6	4.94	98.8	4.91	98.2				

TestAmerica Pittsburgh

Metals Data Reporting Form

Continuing Calibration Verification

Instrument: CVAA **Units:** ug/L

Chart Number: G80813B.PRN **Acceptable Range:** 80% - 120%

Standard Source: Inorganic Ventures **Standard ID:** MET4052-08

Element	WL/ Mass	True Conc	CCV6-1 8/13/2008 10:35 AM		CCV6-2 8/13/2008 10:56 AM		CCV6-3 8/13/2008 11:16 AM		CCV6-4 8/13/2008 11:36 AM		CCV6-5 8/13/2008 11:56 AM	
			Found	% Rec	Found	% Rec	Found	% Rec	Found	% Rec	Found	% Rec
Mercury	253.7	5.0	5.22	**104.4**	5.27	**105.4**	5.38	**107.6**	5.16	**103.2**	5.27	**105.4**

TestAmerica Pittsburgh

Metals Data Reporting Form

Continuing Calibration Verification

Instrument: CVAA **Units:** ug/L

Chart Number: G80813B.PRN **Acceptable Range:** 80% - 120%

Standard Source: Inorganic Ventures **Standard ID:** MET4052-08

Element	WL/ Mass	True Conc	CCV6-6 8/13/2008 12:17 PM Found	% Rec	CCV6-7 8/13/2008 12:34 PM Found	% Rec	Found	% Rec	Found	% Rec	Found	% Rec
Mercury	253.7	5.0	5.15	**103.0**	5.06	**101.2**						

5.04.5

Form 2A Equivalent

Test America Pittsburgh
- 2b -
CRDL STANDARD FOR AA & ICP

Client: TETRA TECH

SDG No.: C8H010190

ICPMS Standard Source: Inorganic Ventures

Instrument: ICPMS

Sample ID	Analyte	Result ug/L	True Value ug/L	% Recovery	Advisory Limits (%R)	M	Analysis Date	Analysis Time	Run Number
CRDL1		CRI MET3076-08							
	Antimony	2.04	2.0	102.0	50 - 150	MS	8/22/2008	12:57	M80822A, I
	Arsenic	1.20	1.0	120.0	50 - 150	MS	8/22/2008	12:57	M80822A, I
	Beryllium	0.95	1.0	95.0	50 - 150	MS	8/22/2008	12:57	M80822A, I
	Cadmium	0.97	1.0	97.0	50 - 150	MS	8/22/2008	12:57	M80822A, I
	Chromium	1.69	2.0	84.5	50 - 150	MS	8/22/2008	12:57	M80822A, I
	Copper	2.12	2.0	106.0	50 - 150	MS	8/22/2008	12:57	M80822A, I
	Lead	0.93	1.0	93.0	50 - 150	MS	8/22/2008	12:57	M80822A, I
	Nickel	0.85	1.0	85.0	50 - 150	MS	8/22/2008	12:57	M80822A, I
	Selenium	5.48	5.0	109.6	50 - 150	MS	8/22/2008	12:57	M80822A, I
	Silver	1.08	1.0	108.0	50 - 150	MS	8/22/2008	12:57	M80822A, I
	Thallium	0.95	1.0	95.0	50 - 150	MS	8/22/2008	12:57	M80822A, I
	Zinc	4.67	5.0	93.4	50 - 150	MS	8/22/2008	12:57	M80822A, I

TestAmerica Pittsburgh

Metals Data Reporting Form

Contract Required Detection Limit Standard

Instrument: CVAA **Units:** ug/L

Chart Number: G80807B.PRN **Acceptable Range:** 50% - 150%

Standard Source: Ultra **Standard ID:** MET3954-08

Element	WL/ Mass	True Conc	CRA/RLV 8/7/2008 12:30 PM Found	% Rec	Found	% Rec	Found	% Rec	Found	% Rec	Found	% Rec
Mercury	253.7	0.2	0.17	83.5								

TestAmerica Pittsburgh

Metals Data Reporting Form

Contract Required Detection Limit Standard

Instrument: CVAA **Units:** ug/L

Chart Number: G80813B.PRN **Acceptable Range:** 50% - 150%

Standard Source: Ultra **Standard ID:** MET4051-08

Element	WL/ Mass	True Conc	CRA/RLV 8/13/2008 10:34 AM Found	% Rec	Found	% Rec	Found	% Rec	Found	% Rec	Found	% Rec
Mercury	253.7	0.2	0.16	77.5								

5.04.5

Form 2B Equivalent

Test America Pittsburgh
- 3a -
INITIAL AND CONTINUING CALIBRATION BLANK SUMMARY

Client: TETRA TECH

SDG No.: C8H010190

Instrument: ICPMS

Sample ID	Analyte	Result ug/L	Acceptance Limit	Conc Qual	MDL	CRQL	M	Analysis Date	Analysis Time	Run
ICB1			ICB1							
	Antimony	0.10	+/-2.00	J	0.05	2.00	MS	8/22/2008	12:53	M80822A, ge
	Arsenic	0.14	+/-1.00	U	0.14	1.00	MS	8/22/2008	12:53	M80822A, ge
	Beryllium	0.04	+/-1.00	U	0.07	1.00	MS	8/22/2008	12:53	M80822A, ge
	Cadmium	0.02	+/-1.00	U	0.11	1.00	MS	8/22/2008	12:53	M80822A, ge
	Chromium	-0.05	+/-2.00	U	0.11	2.00	MS	8/22/2008	12:53	M80822A, ge
	Copper	-0.06	+/-2.00	U	0.14	2.00	MS	8/22/2008	12:53	M80822A, ge
	Lead	-0.03	+/-1.00	J	0.02	1.00	MS	8/22/2008	12:53	M80822A, ge
	Nickel	-0.11	+/-1.00	J	0.07	1.00	MS	8/22/2008	12:53	M80822A, ge
	Selenium	0.42	+/-5.00	J	0.21	5.00	MS	8/22/2008	12:53	M80822A, ge
	Silver	0.04	+/-1.00	U	0.08	1.00	MS	8/22/2008	12:53	M80822A, ge
	Thallium	0.04	+/-1.00	J	0.02	1.00	MS	8/22/2008	12:53	M80822A, ge
	Zinc	-1.03	+/-5.00	J	0.60	5.00	MS	8/22/2008	12:53	M80822A, ge
CCB1			CCB1							
	Antimony	0.05	+/-2.00	J	0.05	2.00	MS	8/22/2008	13:14	M80822A, ge
	Arsenic	0.09	+/-1.00	U	0.14	1.00	MS	8/22/2008	13:14	M80822A, ge
	Beryllium	0.06	+/-1.00	U	0.07	1.00	MS	8/22/2008	13:14	M80822A, ge
	Cadmium	0.11	+/-1.00	J	0.11	1.00	MS	8/22/2008	13:14	M80822A, ge
	Chromium	-0.04	+/-2.00	U	0.11	2.00	MS	8/22/2008	13:14	M80822A, ge
	Copper	-0.04	+/-2.00	U	0.14	2.00	MS	8/22/2008	13:14	M80822A, ge
	Lead	-0.02	+/-1.00	U	0.02	1.00	MS	8/22/2008	13:14	M80822A, ge
	Nickel	-0.10	+/-1.00	J	0.07	1.00	MS	8/22/2008	13:14	M80822A, ge
	Selenium	0.34	+/-5.00	J	0.21	5.00	MS	8/22/2008	13:14	M80822A, ge
	Silver	0.06	+/-1.00	U	0.08	1.00	MS	8/22/2008	13:14	M80822A, ge
	Thallium	0.08	+/-1.00	J	0.02	1.00	MS	8/22/2008	13:14	M80822A, ge
	Zinc	-0.90	+/-5.00	J	0.60	5.00	MS	8/22/2008	13:14	M80822A, ge

Test America Pittsburgh

- 3a -

INITIAL AND CONTINUING CALIBRATION BLANK SUMMARY

Client: TETRA TECH **SDG No.:** C8H010190

Instrument: ICPMS

Sample ID	Analyte	Result ug/L	Acceptance Limit	Conc Qual	MDL	CRQL	M	Analysis Date	Analysis Time	Run
CCB2			CCB2							
	Antimony	0.04	+/-2.00	U	0.05	2.00	MS	8/22/2008	14:14	M80822A, ge
	Arsenic	0.01	+/-1.00	U	0.14	1.00	MS	8/22/2008	14:14	M80822A, ge
	Beryllium	0.02	+/-1.00	U	0.07	1.00	MS	8/22/2008	14:14	M80822A, ge
	Cadmium	-0.03	+/-1.00	U	0.11	1.00	MS	8/22/2008	14:14	M80822A, ge
	Chromium	0.05	+/-2.00	U	0.11	2.00	MS	8/22/2008	14:14	M80822A, ge
	Copper	-0.06	+/-2.00	U	0.14	2.00	MS	8/22/2008	14:14	M80822A, ge
	Lead	-0.02	+/-1.00	J	0.02	1.00	MS	8/22/2008	14:14	M80822A, ge
	Nickel	-0.14	+/-1.00	J	0.07	1.00	MS	8/22/2008	14:14	M80822A, ge
	Selenium	0.25	+/-5.00	J	0.21	5.00	MS	8/22/2008	14:14	M80822A, ge
	Silver	0.03	+/-1.00	U	0.08	1.00	MS	8/22/2008	14:14	M80822A, ge
	Thallium	0.05	+/-1.00	J	0.02	1.00	MS	8/22/2008	14:14	M80822A, ge
	Zinc	-0.96	+/-5.00	J	0.60	5.00	MS	8/22/2008	14:14	M80822A, ge
CCB3			CCB3							
	Antimony	0.07	+/-2.00	J	0.05	2.00	MS	8/22/2008	15:14	M80822A, ge
	Arsenic	0.11	+/-1.00	U	0.14	1.00	MS	8/22/2008	15:14	M80822A, ge
	Beryllium	0.07	+/-1.00	U	0.07	1.00	MS	8/22/2008	15:14	M80822A, ge
	Cadmium	-0.17	+/-1.00	J	0.11	1.00	MS	8/22/2008	15:14	M80822A, ge
	Chromium	0.11	+/-2.00	J	0.11	2.00	MS	8/22/2008	15:14	M80822A, ge
	Copper	-0.05	+/-2.00	U	0.14	2.00	MS	8/22/2008	15:14	M80822A, ge
	Lead	-0.02	+/-1.00	U	0.02	1.00	MS	8/22/2008	15:14	M80822A, ge
	Nickel	-0.09	+/-1.00	J	0.07	1.00	MS	8/22/2008	15:14	M80822A, ge
	Selenium	0.40	+/-5.00	J	0.21	5.00	MS	8/22/2008	15:14	M80822A, ge
	Silver	0.07	+/-1.00	U	0.08	1.00	MS	8/22/2008	15:14	M80822A, ge
	Thallium	0.08	+/-1.00	J	0.02	1.00	MS	8/22/2008	15:14	M80822A, ge
	Zinc	-0.82	+/-5.00	J	0.60	5.00	MS	8/22/2008	15:14	M80822A, ge

METHOD BLANK REPORT

TOTAL Metals

Client Lot #...: C8H010190 **Matrix.....:** WATER

PARAMETER	RESULT	REPORTING LIMIT	UNITS	METHOD	PREPARATION-ANALYSIS DATE	WORK ORDER #
MB Lot-Sample #: C8H070000-091 **Prep Batch #...:** 8220091						
Mercury	ND	0.20	ug/L	SW846 7470A	08/07/08	KTQH91AA
		Dilution Factor: 1				
		Analysis Time..: 14:03		Analyst ID.....: 401509	Instrument ID..: HGH	
MB Lot-Sample #: C8H150000-184 **Prep Batch #...:** 8228184						
Antimony	ND	2.0	ug/L	SW846 6020	08/15-08/22/08	KT7LH1AK
		Dilution Factor: 1				
		Analysis Time..: 14:18		Analyst ID.....: 400149	Instrument ID..: ICP	
Arsenic	ND	1.0	ug/L	SW846 6020	08/15-08/22/08	KT7LH1AC
		Dilution Factor: 1				
		Analysis Time..: 14:18		Analyst ID.....: 400149	Instrument ID..: ICP	
Beryllium	ND	1.0	ug/L	SW846 6020	08/15-08/22/08	KT7LH1AD
		Dilution Factor: 1				
		Analysis Time..: 14:18		Analyst ID.....: 400149	Instrument ID..: ICP	
Cadmium	ND	1.0	ug/L	SW846 6020	08/15-08/22/08	KT7LH1AE
		Dilution Factor: 1				
		Analysis Time..: 14:18		Analyst ID.....: 400149	Instrument ID..: ICP	
Chromium	**1.2 B**	**2.0**	**ug/L**	**SW846 6020**	**08/15-08/22/08**	**KT7LH1AF**
		Dilution Factor: 1				
		Analysis Time..: 14:18		Analyst ID.....: 400149	Instrument ID..: ICP	
Copper	ND	2.0	ug/L	SW846 6020	08/15-08/22/08	KT7LH1AG
		Dilution Factor: 1				
		Analysis Time..: 14:18		Analyst ID.....: 400149	Instrument ID..: ICP	
Lead	ND	1.0	ug/L	SW846 6020	08/15-08/22/08	KT7LH1AJ
		Dilution Factor: 1				
		Analysis Time..: 14:18		Analyst ID.....: 400149	Instrument ID..: ICP	
Nickel	ND	1.0	ug/L	SW846 6020	08/15-08/22/08	KT7LH1AH
		Dilution Factor: 1				
		Analysis Time..: 14:18		Analyst ID.....: 400149	Instrument ID..: ICP	
Selenium	**0.57 B**	**5.0**	**ug/L**	**SW846 6020**	**08/15-08/22/08**	**KT7LH1AL**
		Dilution Factor: 1				
		Analysis Time..: 14:18		Analyst ID.....: 400149	Instrument ID..: ICP	

(Continued on next page)

METHOD BLANK REPORT

TOTAL Metals

Client Lot #...: C8H010190 **Matrix.....:** WATER

PARAMETER	RESULT	REPORTING LIMIT	UNITS	METHOD	PREPARATION-ANALYSIS DATE	WORK ORDER #
Silver	ND	1.0	ug/L	SW846 6020	08/15-08/22/08	KT7LH1AA
		Dilution Factor: 1				
		Analysis Time..: 14:18		Analyst ID.....: 400149	Instrument ID..: ICP	
Thallium	**0.040 B**	**1.0**	**ug/L**	**SW846 6020**	**08/15-08/22/08**	**KT7LH1AM**
		Dilution Factor: 1				
		Analysis Time..: 14:18		Analyst ID.....: 400149	Instrument ID..: ICP	
Zinc	ND	5.0	ug/L	SW846 6020	08/15-08/22/08	KT7LH1AN
		Dilution Factor: 1				
		Analysis Time..: 14:18		Analyst ID.....: 400149	Instrument ID..: ICP	

NOTE(S):

Calculations are performed before rounding to avoid round-off errors in calculated results.

B Estimated result. Result is less than RL.

METHOD BLANK REPORT

DISSOLVED Metals

Client Lot #...: C8H010190 **Matrix.....:** WATER

PARAMETER	RESULT	REPORTING LIMIT	UNITS	METHOD	PREPARATION-ANALYSIS DATE	WORK ORDER #
MB Lot-Sample #: C8H130000-049 **Prep Batch #...:** 8226049						
Mercury	ND	0.20	ug/L	SW846 7470A	08/13/08	KT2K51AA
		Dilution Factor: 1				
		Analysis Time..: 11:48		Analyst ID.....: 401509	Instrument ID..: HGH	
MB Lot-Sample #: C8H150000-179 **Prep Batch #...:** 8228179						
Antimony	**0.057 B**	**2.0**	**ug/L**	**SW846 6020**	**08/15-08/22/08**	**KT7KW1AK**
		Dilution Factor: 1				
		Analysis Time..: 13:18		Analyst ID.....: 400149	Instrument ID..: ICP	
Arsenic	ND	1.0	ug/L	SW846 6020	08/15-08/22/08	KT7KW1AC
		Dilution Factor: 1				
		Analysis Time..: 13:18		Analyst ID.....: 400149	Instrument ID..: ICP	
Beryllium	ND	1.0	ug/L	SW846 6020	08/15-08/22/08	KT7KW1AD
		Dilution Factor: 1				
		Analysis Time..: 13:18		Analyst ID.....: 400149	Instrument ID..: ICP	
Cadmium	ND	1.0	ug/L	SW846 6020	08/15-08/22/08	KT7KW1AE
		Dilution Factor: 1				
		Analysis Time..: 13:18		Analyst ID.....: 400149	Instrument ID..: ICP	
Chromium	**1.1 B**	**2.0**	**ug/L**	**SW846 6020**	**08/15-08/22/08**	**KT7KW1AF**
		Dilution Factor: 1				
		Analysis Time..: 13:18		Analyst ID.....: 400149	Instrument ID..: ICP	
Copper	ND	2.0	ug/L	SW846 6020	08/15-08/22/08	KT7KW1AG
		Dilution Factor: 1				
		Analysis Time..: 13:18		Analyst ID.....: 400149	Instrument ID..: ICP	
Lead	ND	1.0	ug/L	SW846 6020	08/15-08/22/08	KT7KW1AJ
		Dilution Factor: 1				
		Analysis Time..: 13:18		Analyst ID.....: 400149	Instrument ID..: ICP	
Nickel	ND	1.0	ug/L	SW846 6020	08/15-08/22/08	KT7KW1AH
		Dilution Factor: 1				
		Analysis Time..: 13:18		Analyst ID.....: 400149	Instrument ID..: ICP	
Selenium	**0.38 B**	**5.0**	**ug/L**	**SW846 6020**	**08/15-08/22/08**	**KT7KW1AL**
		Dilution Factor: 1				
		Analysis Time..: 13:18		Analyst ID.....: 400149	Instrument ID..: ICP	

(Continued on next page)

METHOD BLANK REPORT

DISSOLVED Metals

Client Lot #...: C8H010190 **Matrix.....:** WATER

PARAMETER	RESULT	REPORTING LIMIT	UNITS	METHOD	PREPARATION-ANALYSIS DATE	WORK ORDER #
Silver	ND	1.0	ug/L	SW846 6020	08/15-08/22/08	KT7KW1AA
		Dilution Factor: 1				
		Analysis Time..: 13:18		Analyst ID.....: 400149	Instrument ID..: ICP	
Thallium	**0.045 B**	**1.0**	**ug/L**	**SW846 6020**	**08/15-08/22/08**	**KT7KW1AM**
		Dilution Factor: 1				
		Analysis Time..: 13:18		Analyst ID.....: 400149	Instrument ID..: ICP	
Zinc	ND	5.0	ug/L	SW846 6020	08/15-08/22/08	KT7KW1AN
		Dilution Factor: 1				
		Analysis Time..: 13:18		Analyst ID.....: 400149	Instrument ID..: ICP	

NOTE(S):

Calculations are performed before rounding to avoid round-off errors in calculated results.

B Estimated result. Result is less than RL.

TestAmerica Pittsburgh

Metals Data Reporting Form

Initial Calibration Blank Results

Instrument: CVAA **Units:** ug/L

Chart Number: G80807B.PRN

Standard Source: _____ **Standard ID:** _____

Element	WL/ Mass	Report Limit	ICB1 8/7/2008 12:28 PM Found	Q	Found	Q	Found	Q	Found	Q	Found	Q
Mercury	253.7	0.2	0.1	U								

5.04.5

U Result is less than the MDL

B Result is between MDL and RL

Form 3 Equivalent

TestAmerica Pittsburgh

Metals Data Reporting Form

Initial Calibration Blank Results

Instrument: CVAA **Units:** ug/L

Chart Number: G80813B.PRN

Standard Source: _____ **Standard ID:** _____

Element	WL/ Mass	Report Limit	ICB1 8/13/2008 10:32 AM Found	Q	Found	Q	Found	Q	Found	Q	Found	Q
Mercury	253.7	0.2	0.1	U								

5.04.5

U Result is less than the MDL

B Result is between MDL and RL

Form 3 Equivalent

TestAmerica Pittsburgh

Metals Data Reporting Form

Continuing Calibration Blank Result

Instrument: CVAA **Units:** ug/L

Chart Number: G80807B.PRN

Standard Source: _____ **Standard ID:** _____

Element	WL/ Mass	Report Limit	CCB1 8/7/2008 12:33 PM Found	Q	CCB2 8/7/2008 12:53 PM Found	Q	CCB3 8/7/2008 1:13 PM Found	Q	CCB4 8/7/2008 1:34 PM Found	Q	CCB5 8/7/2008 1:54 PM Found	Q
Mercury	253.7	0.2	**-0.1**	**B**	**-0.1**	**B**	0.1	U	0.1	U	0.1	U

5.04.5

U Result is less than the MDL

B Result is between MDL and RL

Form 3 Equivalent

TestAmerica Pittsburgh

Metals Data Reporting Form

Continuing Calibration Blank Result

Instrument: CVAA **Units:** ug/L

Chart Number: G80807B.PRN

Standard Source: _____ **Standard ID:** _____

Element	WL/ Mass	Report Limit	CCB6 8/7/2008 2:14 PM Found	Q	CCB7 8/7/2008 2:36 PM Found	Q	CCB8 8/7/2008 2:46 PM Found	Q	Found	Q	Found	Q
Mercury	253.7	0.2	0.1	U	0.1	U	0.1	U				

U Result is less than the MDL

B Result is between MDL and RL

Form 3 Equivalent

TestAmerica Pittsburgh

Metals Data Reporting Form

Continuing Calibration Blank Result

Instrument: CVAA **Units:** ug/L

Chart Number: G80813B.PRN

Standard Source: _____ **Standard ID:** _____

Element	WL/ Mass	Report Limit	CCB1 8/13/2008 10:37 AM Found	Q	CCB2 8/13/2008 10:57 AM Found	Q	CCB3 8/13/2008 11:17 AM Found	Q	CCB4 8/13/2008 11:37 AM Found	Q	CCB5 8/13/2008 11:58 AM Found	Q
Mercury	253.7	0.2	0.1	U	**-0.1**	**B**	0.1	U	0.1	U	**-0.1**	**B**

5.04.5

U Result is less than the MDL

B Result is between MDL and RL

Form 3 Equivalent

TestAmerica Pittsburgh

Metals Data Reporting Form

Continuing Calibration Blank Result

Instrument: CVAA **Units:** ug/L

Chart Number: G80813B.PRN

Standard Source: _____ **Standard ID:** _____

Element	WL/ Mass	Report Limit	CCB6 8/13/2008 12:18 PM Found	Q	CCB7 8/13/2008 12:35 PM Found	Q	Found	Q	Found	Q	Found	Q
Mercury	253.7	0.2	**-0.1**	**B**	0.1	U						

5.04.5

U Result is less than the MDL

B Result is between MDL and RL

Form 3 Equivalent

Test America Pittsburgh
- 4 -
INTERFERENCE CHECK SAMPLE

Client: TETRA TECH

SDG No.: C8H010190

ICS Source: Inorganic Ventures

Instrument ID: ICPMS

Sample ID / Analyte	WL/Mass	Result ug/L	Qual	True Value ug/L	% Recovery	Acceptance Window	Analysis Date	Analysis Time	Run Number
ICSA MET3077-08									
Antimony	121Sb	0				-6.0 - 6.0	8/22/2008	13:01	M80822A, g
Arsenic	75As	0				-3.0 - 3.0	8/22/2008	13:01	M80822A, g
Beryllium	9Be	0				-3.0 - 3.0	8/22/2008	13:01	M80822A, g
Cadmium	111Cd	1				-3.0 - 3.0	8/22/2008	13:01	M80822A, g
Chromium	52Cr	0				-6.0 - 6.0	8/22/2008	13:01	M80822A, g
Copper	65Cu	2				-6.0 - 6.0	8/22/2008	13:01	M80822A, g
Lead	208Pb	0				-3.0 - 3.0	8/22/2008	13:01	M80822A, g
Nickel	60Ni	2				-3.0 - 3.0	8/22/2008	13:01	M80822A, g
Selenium	82Se	0				-15.0 - 15.0	8/22/2008	13:01	M80822A, g
Silver	107Ag	0				-3.0 - 3.0	8/22/2008	13:01	M80822A, g
Thallium	205Tl	0				-3.0 - 3.0	8/22/2008	13:01	M80822A, g
Zinc	66Zn	5				-15.0 - 15.0	8/22/2008	13:01	M80822A, g
ICSAB MET3078-08									
Antimony	121Sb	19.84		20	99.2	80 - 120%	8/22/2008	13:05	M80822A, g
Arsenic	75As	20.13		20	100.6	80 - 120%	8/22/2008	13:05	M80822A, g
Beryllium	9Be	19.43		20	97.2	80 - 120%	8/22/2008	13:05	M80822A, g
Cadmium	111Cd	20.79		20	104.0	80 - 120%	8/22/2008	13:05	M80822A, g
Chromium	52Cr	20.07		20	100.4	80 - 120%	8/22/2008	13:05	M80822A, g
Copper	65Cu	21.35		20	106.8	80 - 120%	8/22/2008	13:05	M80822A, g
Lead	208Pb	19.88		20	99.4	80 - 120%	8/22/2008	13:05	M80822A, g
Nickel	60Ni	21.30		20	106.5	80 - 120%	8/22/2008	13:05	M80822A, g
Selenium	82Se	52.32		50	104.6	80 - 120%	8/22/2008	13:05	M80822A, g
Silver	107Ag	19.38		20	96.9	80 - 120%	8/22/2008	13:05	M80822A, g
Thallium	205Tl	19.48		20	97.4	80 - 120%	8/22/2008	13:05	M80822A, g
Zinc	66Zn	25.68		25	102.7	80 - 120%	8/22/2008	13:05	M80822A, g

LABORATORY CONTROL SAMPLE DATA REPORT

TOTAL Metals

Client Lot #...: C8H010190 **Matrix.....:** WATER

PARAMETER	SPIKE AMOUNT	MEASURED AMOUNT	UNITS	PERCNT RECVRY	METHOD	PREPARATION-ANALYSIS DATE	WORK ORDER #
LCS Lot-Sample#: C8H070000-091 **Prep Batch #...:** 8220091							
Mercury	2.50	2.48	ug/L	99	SW846 7470A	08/07/08	KTQH91AC
			Dilution Factor: 1		Analysis Time..: 14:04	Analyst ID.....: 401509	
			Instrument ID..: HGHYDRA				
LCS Lot-Sample#: C8H150000-184 **Prep Batch #...:** 8228184							
Silver	50.0	49.5	ug/L	99	SW846 6020	08/15-08/22/08	KT7LH1AP
			Dilution Factor: 1		Analysis Time..: 14:22	Analyst ID.....: 400149	
			Instrument ID..: ICPMS2				
Arsenic	40.0	38.2	ug/L	95	SW846 6020	08/15-08/22/08	KT7LH1AQ
			Dilution Factor: 1		Analysis Time..: 14:22	Analyst ID.....: 400149	
			Instrument ID..: ICPMS2				
Beryllium	50.0	45.4	ug/L	91	SW846 6020	08/15-08/22/08	KT7LH1AR
			Dilution Factor: 1		Analysis Time..: 14:22	Analyst ID.....: 400149	
			Instrument ID..: ICPMS2				
Cadmium	50.0	47.5	ug/L	95	SW846 6020	08/15-08/22/08	KT7LH1AT
			Dilution Factor: 1		Analysis Time..: 14:22	Analyst ID.....: 400149	
			Instrument ID..: ICPMS2				
Chromium	200	198	ug/L	99	SW846 6020	08/15-08/22/08	KT7LH1AU
			Dilution Factor: 1		Analysis Time..: 14:22	Analyst ID.....: 400149	
			Instrument ID..: ICPMS2				
Copper	250	255	ug/L	102	SW846 6020	08/15-08/22/08	KT7LH1AV
			Dilution Factor: 1		Analysis Time..: 14:22	Analyst ID.....: 400149	
			Instrument ID..: ICPMS2				
Nickel	500	500	ug/L	100	SW846 6020	08/15-08/22/08	KT7LH1AW
			Dilution Factor: 1		Analysis Time..: 14:22	Analyst ID.....: 400149	
			Instrument ID..: ICPMS2				
Lead	20.0	18.3	ug/L	91	SW846 6020	08/15-08/22/08	KT7LH1AX
			Dilution Factor: 1		Analysis Time..: 14:22	Analyst ID.....: 400149	
			Instrument ID..: ICPMS2				
Antimony	500	456	ug/L	91	SW846 6020	08/15-08/22/08	KT7LH1A0
			Dilution Factor: 1		Analysis Time..: 14:22	Analyst ID.....: 400149	
			Instrument ID..: ICPMS2				

(Continued on next page)

LABORATORY CONTROL SAMPLE DATA REPORT

TOTAL Metals

Client Lot #...: C8H010190 **Matrix.....:** WATER

PARAMETER	SPIKE AMOUNT	MEASURED AMOUNT	UNITS	PERCNT RECVRY	METHOD	PREPARATION-ANALYSIS DATE	WORK ORDER #
Selenium	10.0	9.96	ug/L	100	SW846 6020	08/15-08/22/08	KT7LH1A1
			Dilution Factor: 1		Analysis Time..: 14:22	Analyst ID.....: 400149	
			Instrument ID..: ICPMS2				
Thallium	50.0	45.1	ug/L	90	SW846 6020	08/15-08/22/08	KT7LH1A2
			Dilution Factor: 1		Analysis Time..: 14:22	Analyst ID.....: 400149	
			Instrument ID..: ICPMS2				
Zinc	500	506	ug/L	101	SW846 6020	08/15-08/22/08	KT7LH1A3
			Dilution Factor: 1		Analysis Time..: 14:22	Analyst ID.....: 400149	
			Instrument ID..: ICPMS2				

NOTE(S):

Calculations are performed before rounding to avoid round-off errors in calculated results.

LABORATORY CONTROL SAMPLE DATA REPORT

DISSOLVED Metals

Client Lot #...: C8H010190 **Matrix.....:** WATER

PARAMETER	SPIKE AMOUNT	MEASURED AMOUNT	UNITS	PERCNT RECVRY	METHOD	PREPARATION-ANALYSIS DATE	WORK ORDER #
LCS Lot-Sample#: C8H130000-049 **Prep Batch #...:** 8226049							
Mercury	2.50	2.72	ug/L	109	SW846 7470A	08/13/08	KT2K51AC
			Dilution Factor: 1		Analysis Time..: 11:49	Analyst ID.....: 401509	
			Instrument ID..: HGHYDRA				
LCS Lot-Sample#: C8H150000-179 **Prep Batch #...:** 8228179							
Silver	50.0	49.3	ug/L	99	SW846 6020	08/15-08/22/08	KT7KW1AP
			Dilution Factor: 1		Analysis Time..: 13:22	Analyst ID.....: 400149	
			Instrument ID..: ICPMS2				
Arsenic	40.0	39.2	ug/L	98	SW846 6020	08/15-08/22/08	KT7KW1AQ
			Dilution Factor: 1		Analysis Time..: 13:22	Analyst ID.....: 400149	
			Instrument ID..: ICPMS2				
Beryllium	50.0	45.4	ug/L	91	SW846 6020	08/15-08/22/08	KT7KW1AR
			Dilution Factor: 1		Analysis Time..: 13:22	Analyst ID.....: 400149	
			Instrument ID..: ICPMS2				
Cadmium	50.0	48.4	ug/L	97	SW846 6020	08/15-08/22/08	KT7KW1AT
			Dilution Factor: 1		Analysis Time..: 13:22	Analyst ID.....: 400149	
			Instrument ID..: ICPMS2				
Chromium	200	201	ug/L	101	SW846 6020	08/15-08/22/08	KT7KW1AU
			Dilution Factor: 1		Analysis Time..: 13:22	Analyst ID.....: 400149	
			Instrument ID..: ICPMS2				
Copper	250	257	ug/L	103	SW846 6020	08/15-08/22/08	KT7KW1AV
			Dilution Factor: 1		Analysis Time..: 13:22	Analyst ID.....: 400149	
			Instrument ID..: ICPMS2				
Nickel	500	502	ug/L	100	SW846 6020	08/15-08/22/08	KT7KW1AW
			Dilution Factor: 1		Analysis Time..: 13:22	Analyst ID.....: 400149	
			Instrument ID..: ICPMS2				
Lead	20.0	18.2	ug/L	91	SW846 6020	08/15-08/22/08	KT7KW1AX
			Dilution Factor: 1		Analysis Time..: 13:22	Analyst ID.....: 400149	
			Instrument ID..: ICPMS2				
Antimony	500	458	ug/L	92	SW846 6020	08/15-08/22/08	KT7KW1A0
			Dilution Factor: 1		Analysis Time..: 13:22	Analyst ID.....: 400149	
			Instrument ID..: ICPMS2				

(Continued on next page)

LABORATORY CONTROL SAMPLE DATA REPORT

DISSOLVED Metals

Client Lot #...: C8H010190 **Matrix.....:** WATER

PARAMETER	SPIKE AMOUNT	MEASURED AMOUNT	UNITS	PERCNT RECVRY	METHOD	PREPARATION-ANALYSIS DATE	WORK ORDER #
Selenium	10.0	10.9	ug/L	109	SW846 6020	08/15-08/22/08	KT7KW1A1
			Dilution Factor: 1		Analysis Time..: 13:22	Analyst ID.....: 400149	
			Instrument ID..: ICPMS2				
Thallium	50.0	44.7	ug/L	89	SW846 6020	08/15-08/22/08	KT7KW1A2
			Dilution Factor: 1		Analysis Time..: 13:22	Analyst ID.....: 400149	
			Instrument ID..: ICPMS2				
Zinc	500	522	ug/L	104	SW846 6020	08/15-08/22/08	KT7KW1A3
			Dilution Factor: 1		Analysis Time..: 13:22	Analyst ID.....: 400149	
			Instrument ID..: ICPMS2				

NOTE(S):

Calculations are performed before rounding to avoid round-off errors in calculated results.

MATRIX SPIKE SAMPLE DATA REPORT

TOTAL Metals

Client Lot #...: C8H010190 **Matrix.....:** WATER
Date Sampled...: 07/29/08 **Date Received..:** 07/31/08

PARAMETER	SAMPLE AMOUNT	SPIKE AMT	MEASRD AMOUNT	UNITS	PERCNT RECVRY	RPD	METHOD	PREPARATION-ANALYSIS DATE	WORK ORDER #
MS Lot-Sample #: C8G310262-028 **Prep Batch #...:** 8220091									
Mercury									
	ND	1.00	1.04	ug/L	104		SW846 7470A	08/07/08	KTF641A9
	ND	1.00	1.07	ug/L	107	2.8	SW846 7470A	08/07/08	KTF641CA

Dilution Factor: 1
Analysis Time..: 14:08 Instrument ID..: HGHYDRA Analyst ID.....: 401509
MS Run #.....: 8220061

NOTE(S):

Calculations are performed before rounding to avoid round-off errors in calculated results.

MATRIX SPIKE SAMPLE DATA REPORT

TOTAL Metals

Client Lot #...: C8H010190 **Matrix.....:** WATER
Date Sampled...: 07/31/08 **Date Received..:** 08/01/08

PARAMETER	SAMPLE AMOUNT	SPIKE AMT	MEASRD AMOUNT	UNITS	PERCNT RECVRY	RPD	METHOD	PREPARATION-ANALYSIS DATE	WORK ORDER #
MS Lot-Sample #: C8H010190-024 **Prep Batch #...:** 8228184									
Antimony									
	0.76	500	466	ug/L	93		SW846 6020	08/15-08/22/08	KTHH61DL
	0.76	500	468	ug/L	93	0.30	SW846 6020	08/15-08/22/08	KTHH61DM
			Dilution Factor: 1						
			Analysis Time..: 14:42		Instrument ID..: ICPMS2		Analyst ID.....: 400149		
			MS Run #.....: 8228122						
Arsenic									
	2.9	40.0	39.0	ug/L	90		SW846 6020	08/15-08/22/08	KTHH61C5
	2.9	40.0	39.2	ug/L	91	0.56	SW846 6020	08/15-08/22/08	KTHH61C6
			Dilution Factor: 1						
			Analysis Time..: 14:42		Instrument ID..: ICPMS2		Analyst ID.....: 400149		
			MS Run #.....: 8228122						
Beryllium									
	ND	50.0	45.7	ug/L	91		SW846 6020	08/15-08/22/08	KTHH61C7
	ND	50.0	47.0	ug/L	94	2.7	SW846 6020	08/15-08/22/08	KTHH61C8
			Dilution Factor: 1						
			Analysis Time..: 14:42		Instrument ID..: ICPMS2		Analyst ID.....: 400149		
			MS Run #.....: 8228122						
Cadmium									
	0.24	50.0	47.6	ug/L	95		SW846 6020	08/15-08/22/08	KTHH61C9
	0.24	50.0	47.1	ug/L	94	0.97	SW846 6020	08/15-08/22/08	KTHH61DA
			Dilution Factor: 1						
			Analysis Time..: 14:42		Instrument ID..: ICPMS2		Analyst ID.....: 400149		
			MS Run #.....: 8228122						
Chromium									
	12.2	200	204	ug/L	96		SW846 6020	08/15-08/22/08	KTHH61DC
	12.2	200	206	ug/L	97	1.1	SW846 6020	08/15-08/22/08	KTHH61DD
			Dilution Factor: 1						
			Analysis Time..: 14:42		Instrument ID..: ICPMS2		Analyst ID.....: 400149		
			MS Run #.....: 8228122						
Copper									
	7.1	250	235	ug/L	91		SW846 6020	08/15-08/22/08	KTHH61DE
	7.1	250	237	ug/L	92	1.0	SW846 6020	08/15-08/22/08	KTHH61DF
			Dilution Factor: 1						
			Analysis Time..: 14:42		Instrument ID..: ICPMS2		Analyst ID.....: 400149		
			MS Run #.....: 8228122						

(Continued on next page)

MATRIX SPIKE SAMPLE DATA REPORT

TOTAL Metals

Client Lot #...: C8H010190
Date Sampled...: 07/31/08 **Date Received..:** 08/01/08 **Matrix.....:** WATER

PARAMETER	SAMPLE AMOUNT	SPIKE AMT	MEASRD AMOUNT	UNITS	PERCNT RECVRY	RPD	METHOD	PREPARATION-ANALYSIS DATE	WORK ORDER #
Lead									
	4.2	20.0	23.1	ug/L	95		SW846 6020	08/15-08/22/08	KTHH61DJ
	4.2	20.0	23.8	ug/L	98	2.8	SW846 6020	08/15-08/22/08	KTHH61DK
			Dilution Factor: 1						
			Analysis Time..: 14:42		Instrument ID..: ICPMS2			Analyst ID.....: 400149	
			MS Run #.....: 8228122						
Nickel									
	3.4	500	472	ug/L	94		SW846 6020	08/15-08/22/08	KTHH61DG
	3.4	500	478	ug/L	95	1.1	SW846 6020	08/15-08/22/08	KTHH61DH
			Dilution Factor: 1						
			Analysis Time..: 14:42		Instrument ID..: ICPMS2			Analyst ID.....: 400149	
			MS Run #.....: 8228122						
Selenium									
	6.2	10.0	14.3	ug/L	81		SW846 6020	08/15-08/22/08	KTHH61DN
	6.2	10.0	15.3	ug/L	91	6.4	SW846 6020	08/15-08/22/08	KTHH61DP
			Dilution Factor: 1						
			Analysis Time..: 14:42		Instrument ID..: ICPMS2			Analyst ID.....: 400149	
			MS Run #.....: 8228122						
Silver									
	ND	50.0	45.6	ug/L	91		SW846 6020	08/15-08/22/08	KTHH61C3
	ND	50.0	46.4	ug/L	93	1.8	SW846 6020	08/15-08/22/08	KTHH61C4
			Dilution Factor: 1						
			Analysis Time..: 14:42		Instrument ID..: ICPMS2			Analyst ID.....: 400149	
			MS Run #.....: 8228122						
Thallium									
	0.053	50.0	46.4	ug/L	93		SW846 6020	08/15-08/22/08	KTHH61DQ
	0.053	50.0	47.7	ug/L	95	2.7	SW846 6020	08/15-08/22/08	KTHH61DR
			Dilution Factor: 1						
			Analysis Time..: 14:42		Instrument ID..: ICPMS2			Analyst ID.....: 400149	
			MS Run #.....: 8228122						
Zinc									
	26.4	500	485	ug/L	92		SW846 6020	08/15-08/22/08	KTHH61DT
	26.4	500	487	ug/L	92	0.32	SW846 6020	08/15-08/22/08	KTHH61DU
			Dilution Factor: 1						
			Analysis Time..: 14:42		Instrument ID..: ICPMS2			Analyst ID.....: 400149	
			MS Run #.....: 8228122						

NOTE(S):

Calculations are performed before rounding to avoid round-off errors in calculated results.

MATRIX SPIKE SAMPLE DATA REPORT

DISSOLVED Metals

Client Lot #...: C8H010190 **Matrix.....:** WATER
Date Sampled...: 07/31/08 **Date Received..:** 08/01/08

PARAMETER	SAMPLE AMOUNT	SPIKE AMT	MEASRD AMOUNT	UNITS	PERCNT RECVRY	RPD	METHOD	PREPARATION-ANALYSIS DATE	WORK ORDER #
MS Lot-Sample #: C8H010190-024 **Prep Batch #...:** 8228179									
Antimony									
	0.67	500	461	ug/L	92		SW846 6020	08/15-08/22/08	KTHH61CT
	0.67	500	461	ug/L	92	0.13	SW846 6020	08/15-08/22/08	KTHH61CU
			Dilution Factor: 1						
			Analysis Time..: 13:42		Instrument ID..: ICPMS2			Analyst ID.....: 400149	
			MS Run #.....: 8228118						
Arsenic									
	2.8	40.0	40.3	ug/L	94		SW846 6020	08/15-08/22/08	KTHH61CC
	2.8	40.0	39.3	ug/L	91	2.4	SW846 6020	08/15-08/22/08	KTHH61CD
			Dilution Factor: 1						
			Analysis Time..: 13:42		Instrument ID..: ICPMS2			Analyst ID.....: 400149	
			MS Run #.....: 8228118						
Beryllium									
	ND	50.0	46.7	ug/L	93		SW846 6020	08/15-08/22/08	KTHH61CE
	ND	50.0	46.8	ug/L	94	0.21	SW846 6020	08/15-08/22/08	KTHH61CF
			Dilution Factor: 1						
			Analysis Time..: 13:42		Instrument ID..: ICPMS2			Analyst ID.....: 400149	
			MS Run #.....: 8228118						
Cadmium									
	ND	50.0	47.7	ug/L	95		SW846 6020	08/15-08/22/08	KTHH61CG
	ND	50.0	45.9	ug/L	92	3.9	SW846 6020	08/15-08/22/08	KTHH61CH
			Dilution Factor: 1						
			Analysis Time..: 13:42		Instrument ID..: ICPMS2			Analyst ID.....: 400149	
			MS Run #.....: 8228118						
Chromium									
	11.6	200	204	ug/L	96		SW846 6020	08/15-08/22/08	KTHH61CJ
	11.6	200	200	ug/L	94	2.4	SW846 6020	08/15-08/22/08	KTHH61CK
			Dilution Factor: 1						
			Analysis Time..: 13:42		Instrument ID..: ICPMS2			Analyst ID.....: 400149	
			MS Run #.....: 8228118						
Copper									
	2.4	250	242	ug/L	96		SW846 6020	08/15-08/22/08	KTHH61CL
	2.4	250	233	ug/L	92	3.8	SW846 6020	08/15-08/22/08	KTHH61CM
			Dilution Factor: 1						
			Analysis Time..: 13:42		Instrument ID..: ICPMS2			Analyst ID.....: 400149	
			MS Run #.....: 8228118						

(Continued on next page)

MATRIX SPIKE SAMPLE DATA REPORT

DISSOLVED Metals

Client Lot #...: C8H010190 **Matrix.....:** WATER
Date Sampled...: 07/31/08 **Date Received..:** 08/01/08

PARAMETER	SAMPLE AMOUNT	SPIKE AMT	MEASRD AMOUNT	UNITS	PERCNT RECVRY	RPD	METHOD	PREPARATION-ANALYSIS DATE	WORK ORDER #
Lead									
	0.27	20.0	19.7	ug/L	97		SW846 6020	08/15-08/22/08	KTHH61CQ
	0.27	20.0	19.5	ug/L	96	1.1	SW846 6020	08/15-08/22/08	KTHH61CR
			Dilution Factor: 1						
			Analysis Time..: 13:42		Instrument ID..: ICPMS2		Analyst ID.....: 400149		
			MS Run #.....: 8228118						
Nickel									
	2.4	500	487	ug/L	97		SW846 6020	08/15-08/22/08	KTHH61CN
	2.4	500	466	ug/L	93	4.3	SW846 6020	08/15-08/22/08	KTHH61CP
			Dilution Factor: 1						
			Analysis Time..: 13:42		Instrument ID..: ICPMS2		Analyst ID.....: 400149		
			MS Run #.....: 8228118						
Selenium									
	8.6	10.0	16.8	ug/L	82		SW846 6020	08/15-08/22/08	KTHH61CV
	8.6	10.0	17.3	ug/L	87	3.3	SW846 6020	08/15-08/22/08	KTHH61CW
			Dilution Factor: 1						
			Analysis Time..: 13:42		Instrument ID..: ICPMS2		Analyst ID.....: 400149		
			MS Run #.....: 8228118						
Silver									
	ND	50.0	46.5	ug/L	93		SW846 6020	08/15-08/22/08	KTHH61A9
	ND	50.0	45.9	ug/L	92	1.3	SW846 6020	08/15-08/22/08	KTHH61CA
			Dilution Factor: 1						
			Analysis Time..: 13:42		Instrument ID..: ICPMS2		Analyst ID.....: 400149		
			MS Run #.....: 8228118						
Thallium									
	0.044	50.0	48.0	ug/L	96		SW846 6020	08/15-08/22/08	KTHH61CX
	0.044	50.0	47.5	ug/L	95	1.0	SW846 6020	08/15-08/22/08	KTHH61C0
			Dilution Factor: 1						
			Analysis Time..: 13:42		Instrument ID..: ICPMS2		Analyst ID.....: 400149		
			MS Run #.....: 8228118						
Zinc									
	12.3	500	487	ug/L	95		SW846 6020	08/15-08/22/08	KTHH61C1
	12.3	500	474	ug/L	92	2.5	SW846 6020	08/15-08/22/08	KTHH61C2
			Dilution Factor: 1						
			Analysis Time..: 13:42		Instrument ID..: ICPMS2		Analyst ID.....: 400149		
			MS Run #.....: 8228118						

NOTE(S):

Calculations are performed before rounding to avoid round-off errors in calculated results.

MATRIX SPIKE SAMPLE DATA REPORT

DISSOLVED Metals

Client Lot #...: C8H010190
Date Sampled...: 08/05/08 **Date Received..:** 08/06/08 **Matrix.....:** WATER

PARAMETER	SAMPLE AMOUNT	SPIKE AMT	MEASRD AMOUNT	UNITS	PERCNT RECVRY	RPD	METHOD	PREPARATION-ANALYSIS DATE	WORK ORDER #
MS Lot-Sample #: C8H060313-006 **Prep Batch #...:** 8226049									
Mercury									
	ND	1.00	1.08	ug/L	108		SW846 7470A	08/13/08	KTP4H1FL
	ND	1.00	1.05	ug/L	105	2.8	SW846 7470A	08/13/08	KTP4H1FM

Dilution Factor: 1
Analysis Time..: 12:13 Instrument ID..: HGHYDRA Analyst ID.....: 401509
MS Run #.....: 8226027

NOTE(S):

Calculations are performed before rounding to avoid round-off errors in calculated results.

Test America Pittsburgh

- 9 -

SERIAL DILUTION SAMPLE SUMMARY

Total

Client: TETRA TECH **SDG No.:** C8H010190

Sample ID: KTHH6 **Serial Dilution ID:** FMC-III-SW-27L **Client ID:** FMC-III-SW-27L

Batch Number: 8228179 **Prep Date:** 8/15/2008 **Matrix:** WATER

Initial Wt/Vol: 50.00 **Final Vol:** 50.0

% Solids: 0.0 **Instrument:** ICPMS

Analyte	Init Dil	Initial Result ug/L	C	Init Date/Time	SD Dil	Serial Result ug/L	C	SD Date/Time	% Diff	Qual	SD Limits
Antimony	1	0.755	J	8/22/2008 14:34:16	5	0.825	J	8/22/2008 14:38:26	9.3		10.00 %
Arsenic	1	2.934		8/22/2008 14:34:16	5	4.025	J	8/22/2008 14:38:26	37.2		10.00 %
Beryllium	1	0.068	U	8/22/2008 14:34:16	5	0.340	U	8/22/2008 14:38:26			10.00 %
Cadmium	1	0.236	J	8/22/2008 14:34:16	5	0.530	U	8/22/2008 14:38:26	100.0		10.00 %
Chromium	1	12.250		8/22/2008 14:34:16	5	13.680		8/22/2008 14:38:26	11.7	E	10.00 %
Copper	1	7.133		8/22/2008 14:34:16	5	7.735	J	8/22/2008 14:38:26	8.4		10.00 %
Lead	1	4.185		8/22/2008 14:34:16	5	4.010	J	8/22/2008 14:38:26	4.2		10.00 %
Nickel	1	3.420		8/22/2008 14:34:16	5	3.245	J	8/22/2008 14:38:26	5.1		10.00 %
Selenium	1	6.196		8/22/2008 14:34:16	5	7.670	J	8/22/2008 14:38:26	23.8		10.00 %
Silver	1	0.077	U	8/22/2008 14:34:16	5	0.386	U	8/22/2008 14:38:26			10.00 %
Thallium	1	0.053	J	8/22/2008 14:34:16	5	0.125	J	8/22/2008 14:38:26	135.8		10.00 %
Zinc	1	26.450		8/22/2008 14:34:16	5	31.925		8/22/2008 14:38:26	20.7		10.00 %

Test America Pittsburgh

- 9 -

SERIAL DILUTION SAMPLE SUMMARY

dissolved

Client: TETRA TECH **SDG No.:** C8H010190

Sample ID: KTHH6F **Serial Dilution ID:** FMC-III-SW-27LF **Client ID:** FMC-III-SW-27LF

Batch Number: 8228179 **Prep Date:** 8/15/2008 **Matrix:** WATER

Initial Wt/Vol: 50.00 **Final Vol:** 50.0

% Solids: 0.0 **Instrument:** ICPMS

Analyte	Init Dil	Initial Result ug/L	C	Init Date/Time	SD Dil	Serial Result ug/L	C	SD Date/Time	% Diff	Qual	SD Limits
Antimony	1	0.674	J	8/22/2008 13:34:07	5	0.820	J	8/22/2008 13:38:16	21.7		10.00 %
Arsenic	1	2.814		8/22/2008 13:34:07	5	3.445	J	8/22/2008 13:38:16	22.4		10.00 %
Beryllium	1	0.068	U	8/22/2008 13:34:07	5	0.340	U	8/22/2008 13:38:16			10.00 %
Cadmium	1	0.106	U	8/22/2008 13:34:07	5	0.530	U	8/22/2008 13:38:16			10.00 %
Chromium	1	11.600		8/22/2008 13:34:07	5	13.900		8/22/2008 13:38:16	19.8	E	10.00 %
Copper	1	2.358		8/22/2008 13:34:07	5	2.445	J	8/22/2008 13:38:16	3.7		10.00 %
Lead	1	0.267	J	8/22/2008 13:34:07	5	0.265	J	8/22/2008 13:38:16	0.7		10.00 %
Nickel	1	2.350		8/22/2008 13:34:07	5	2.000	J	8/22/2008 13:38:16	14.9		10.00 %
Selenium	1	8.588		8/22/2008 13:34:07	5	9.560	J	8/22/2008 13:38:16	11.3		10.00 %
Silver	1	0.077	U	8/22/2008 13:34:07	5	0.386	U	8/22/2008 13:38:16			10.00 %
Thallium	1	0.044	J	8/22/2008 13:34:07	5	0.100	J	8/22/2008 13:38:16	127.3		10.00 %
Zinc	1	12.320		8/22/2008 13:34:07	5	10.335	J	8/22/2008 13:38:16	16.1		10.00 %

Test America Pittsburgh
- 10 -
METHOD DETECTION LIMITS

Client: TETRA TECH

SDG No.: C8H010190

Analyte	Mass	MDL ug/L	CRQL ug/L
ICPMS	**MDL Date:**	3/24/2007	
Antimony	121	0.047	2
Arsenic	75	0.14	1
Beryllium	9	0.068	1
Cadmium	111	0.106	1
Chromium	52	0.11	2
Copper	65	0.14	2
Lead	208	0.020	1
Nickel	60	0.1	1
Selenium	82	0.21	5
Silver	107	0.08	1
Thallium	205	0.018	1
Zinc	66	0.60	5

TestAmerica Pittsburgh

Metals Data Reporting Form

Instrument Detection Limits

Instrument: CVAA **Units:** ppb

Element	Wavelength	Reporting Limit	MDL	Date of MDL
Mercury	253.700	0.2	0.055	3/15/2007

Test America Pittsburgh

- 12 -

LINEAR RANGES

Client: TETRA TECH **SDG No.:** C8H010190

Contract: **Lab Code:** TESTAMERICA PITT. **Case No.:** **SAS No.:**

Instrument ID: ICPMS **Date:** 3/18/2008

Analyte	LDR ug/L
Antimony	13500
Arsenic	4500
Beryllium	9000
Cadmium	13500
Chromium	13500
Copper	13500
Lead	13500
Nickel	13500
Selenium	4500
Silver	2500
Thallium	13500
Zinc	13500

TestAmerica Pittsburgh

Metals Data Reporting Form

Linear Dynamic Ranges

Instrument: CVAA **Units:** ppb

Element	Wavelength /Mass	Linear Range	Date of Linear Range
Mercury	253.70	10	2/29/2008

Test America Pittsburgh

14 - IN

ICP-MS Tune

Lab Name: Test America Pittsburgh Contract:

Lab Code: TESTAMER Case No.: NRAS No.: SDG NO.: C8H010190

ICP-MS Instrument ID: ICPMS Date: 8/22/2008

Element - Mass	Avg. Measured Mass (amu)	Avg. Peak Width at 5% Peak Height (amu)	%RSD
Be_9	9.01218	0.72000	2.0530
Mg_24	23.985041	0.87000	2.8150
Mg_25	24.98583	0.72000	4.6530
Mg_26	25.98259	0.77000	3.0610
Co_59	58.983189	0.82000	2.1460
In_113	112.904404	0.82000	2.2860
In_115	114.90387	0.82000	2.1570
Ce_140	139.855441	0.77000	2.5810
Pb_206	205.924457	0.66000	2.8290
Pb_207	206.925876	0.71000	2.6860
Pb_208	207.926639	0.66000	3.3300

Comments:

Sample List 8-2308

No	Label	Type	Weight	Rack	Row	Col	Height
1	PERFORMANCE REPORT	Instrument Setup	1.000	1	1	1	155
2	STD1 MET3080-08 INT STD	Blank	1.000	0	1	1	155
3	STD2X MET3073-08	Fully Quant Standard	1.000	0	1	2	155
4	STD3X MET3074-08	Fully Quant Standard	1.000	0	1	3	155
5	ICV1 MET3075-08	QC Sample	1.000	0	1	5	155
6	ICB1	QC Sample	1.000	0	1	9	155
7	CRI MET3076-08	QC Sample	1.000	0	1	6	155
8	ICSA MET3077-08	QC Sample	1.000	0	1	7	155
9	ICSAB MET3078-08	QC Sample	1.000	0	1	8	155
10	CCV1-1 MET3079-08	QC Sample	1.000	0	1	4	155
11	CCB1	QC Sample	1.000	0	1	9	155
12	KT7KWBF	Unknown	1.000	1	1	2	155
13	KT7KWCF	Unknown	1.000	1	1	3	155
14	KTF64F	Unknown	1.000	1	1	4	155
15	KTHH6F	Unknown	1.000	1	1	5	155
16	KTHH6P5F	Unknown	1.000	1	1	6	155
17	KTHH6SF	Unknown	1.000	1	1	7	155
18	KTHH6DF	Unknown	1.000	1	1	8	155
19	KTHH8F	Unknown	1.000	1	1	9	155
20	KTHJAF	Unknown	1.000	1	1	10	155
21	KTHJEF	Unknown	1.000	1	1	11	155
22	CCV1-2	QC Sample	1.000	0	1	4	155
23	CCB2	QC Sample	1.000	0	1	9	155
24	KT7LHB	Unknown	1.000	1	1	12	155
25	KT7LHC	Unknown	1.000	1	2	1	155
26	KTF64	Unknown	1.000	1	2	2	155
27	KTHH6	Unknown	1.000	1	2	3	155
28	KTHH6P5	Unknown	1.000	1	2	4	155
29	KTHH6S	Unknown	1.000	1	2	5	155
30	KTHH6D	Unknown	1.000	1	2	6	155
31	KTHH8	Unknown	1.000	1	2	7	155
32	KTHJA	Unknown	1.000	1	2	8	155
33	KTHJE	Unknown	1.000	1	2	9	155
34	CCV1-3	QC Sample	1.000	0	1	4	155
35	CCB3	QC Sample	1.000	0	1	9	155

TestAmerica Pittsburgh Atomic Absorption Data for Mercury

Instrument: (HG HYDRA AA) PS200HG

Analyst Name: Ken Rosenbaum

Analysis Date: 8-7-08

File ID: G80807B

Matrix: WATERS

Analytical Method(s): 245.1 / (7470A) / 245.5 / 7471A / ILM04.0

Lot Number/SDG

C8G180257 (SPLP)
C8G230116 ↓
C8G290225 (TCLP)
C8G150271 (ELUTRIATES)
C8G150266 ↓
C8H060169
C8G300164
C8G310262
C8H010190 MS-C,L
C8G250209
C8G310148
C8H060108 (DISS.)

TestAmerica Pittsburgh Atomic Absorption Data for Mercury

Instrument: (HG HYDRA AA)
PS200HG

Analyst Name: RON ROSENBAUM
Analysis Date: 8-13-08

File ID: G80813B
Matrix: WATERS

Analytical Method(s): 245.1 / (7470A) / 245.5 / 7471A / ILM04.0

Lot Number/SDG		
C8H060166		
C8H060253		
C8H110148		
C8G310233 (DISS.)		
C8G310262		
C8H010190 VS-C		
C8H060313		
C8H070130		

TestAmerica Pittsburgh *Metals Preparation Log*

Batch No. 8228179

v1.0.5 - Last Revised 12/30/2005

Method 6020 Diss	**Matrix** Water	**Start Time** 0910	**SDG** -
Analyst Jim Swanson	**Date** 8/15/08	**Lot Numbers** C8G310262, C8H010190	
MS STLPA-MS-C, STLPA-MS-ICPMS			
Lab Lot # Met 2819-08, 2574-08			
Analyst Sign: James D. Swanson			

Sample ID	Initial Wt/Vol g/mL	Final Vol mL	Comments
KTF64	50ml	50ml	JWS 8-15-08
KTHH6	↓	↓	
KTHH6 S			+ 0.5 ml ICPMS, MSC
KTHH6 D			↓ +
KTHH8			JWS 8-15-08
KTHJA			
KTHJE			
KT7KW B			
KT7KW C	↓	↓	+0.5ml ICPMS, MSC

JWS

SAMPLE CODING: B-Blank C-Check L-Check Duplicate S-Matrix Spike D-Matrix Spike Duplicate X-Sample Duplicate

NOTE: Samples marked with an asterisk (*) required filtration after digestion and prior to analysis
Samples marked with a plus sign (+) required additional Conc.HNO3 in digestion process, brown fumes were observed

Reagents: 2.5 ml Optima Conc HCL, 6901 E38436, Mallinkrodt
1.0 ml Optima Conc HNO3, 6901 E49427, J.T. Baker

Hot Plate/Block Temp	Correction Factor
#1 95 C	-0.4

Minimum digestion times have been met (analyst initials): JWS

Digestate(s)	Date	Time	(Received)	Analyst	Location	Date	Time	(Relinquished)	Analyst	Location
All ABOVE	8-15-08	1400		JWS	MetPrep	8-15-08	1405		JWS	A6
All Above	8-22-08	1150	WK	HG103	A6	8-22-08	1520	WK	HG103	A6

	Lot Number	Manufacturer
Initial Digestion Vessel:	A801LP001	Environmental Express
Final Digestion Vessel:	n/a	142
Filter Paper:	n/a	n/a

Pipet #: J0450H
Balance #: n/a
Printed on: 15-Aug-08 12:19:30 PM

Jim Swanson 8/15/08

C8H010190

(5001-5154)

TestAmerica Pittsburgh *Metals Preparation Log* Batch No. 8228184

v1.0.5 - Last Revised 12/30/2005

Method 6020	**Matrix** Water	**Start Time** 0910	**SDG** -
Analyst Jim Swanson	**Date** 8/15/08	**Lot Numbers** C8G310262, C8H010190	
MS STLPA-MS-C, STLPA-MS-ICPMS			
Lab Lot # Met 2819-08, 2574-08			
Analyst Sign: James W. Swanson			

Sample ID	Initial Wt/Vol g/mL	Final Vol mL	Comments
KTF64	50ml	50ml	JWS
KTHH6			8-15-08
KTHH6 S			+0.5ml ICPMS, MSC
KTHH6 D			+0.5ml ICPMS, MSC
KTHH8			
KTHJA			JWS
KTHJE			
KT7LH B			8-15-08
KT7LH C			+0.5ml ICPMS, MSC

JWS

8-15-08

SAMPLE CODING: B-Blank C-Check L-Check Duplicate S-Matrix Spike D-Matrix Spike Duplicate X-Sample Duplicate

NOTE: Samples marked with an asterisk (*) required filtration after digestion and prior to analysis
Samples marked with a plus sign (+) required additional Conc.HNO3 in digestion process, brown fumes were observed

Reagents: 1.5 mL Optima Conc. HNO3, 6901 E49427, J.T. Baker
5 ml 1:1 Optima HCL, Met 3174-08, Standards Log

Hot Plate/Block Temp	Correction Factor
#1 /95 C	-0.4

Minimum digestion times have been met (analyst initials): JWS

Digestate(s)	Date	Time	(Received)	Analyst	Location	Date	Time	(Relinquished)	Analyst	Location
ALL ABOVE	8-15-08	1400		JWS	Met Prep	8-15-08	1405		JWS	A6
All Above	8-22-08	1150		WK	HNO3 A6	8-22-08	1520		WK	HNO3 A6

	Lot Number	Manufacturer	
Initial Digestion Vessel:	A801LP001	Environmental Express	**Pipet #:** J0450H
Final Digestion Vessel:	n/a	n/a	**Balance #:** n/a
Filter Paper:	n/a	n/a	Printed on: 15-Aug-08 12:20:36 PM

Ron Rosenbaum 8/15/08

C8H010190 5143 (5001-5154)

TestAmerica P[illegible]burgh

Mercury Digestion Log v2 8/11/06

Method(s) 7470A

Logbook ID: MT284

Digestion Start Time: 0940 | Digestion End Time: 0955 | Filter Paper Manufacturer / Lot#: — | Balance ID: —

	Sample ID	Date Received	Prep Date	Prepared by	Wt/ Volume	Sample Type	Run Date	Comments
1.	STD 0	N/A	8-7-08	RJR	100ml	WATER	8-7-08	N/A
2.	STD 1	↓	↓	↓	↓	↓	↓	MET 3948-08
3.	STD 2							3949-08
4.	STD 3							3950-08
5.	STD 4							3951-08
6.	STD 5							3952-08
7.	ICV							3953-08
8.	ICB							N/A
9.	CRA/RLV							MET 3954-08
10.	CCV							3955-08
11.	CCB							MA
12.	KTQHXBE							↓
13.	KTQHXCE	↓						MET 3956-08
14.	KR8KFBE	7-29-08						N/A
15.	KRRVEE	↓						↓
16.	KRRVGE							
17.	KRRVHE							
18.	KRRVJE							
19.	KRRVLE							
20.	KRRVNE							
21.	KRRVPE							
22.	KRRVRE							↓
23.	KRRVSE							+1ml MET3933-08
24.	KRRVDE							↓ ↓
25.	KRRVTE	↓	↓	↓	↓	↓	↓	N/A

Reagents	Volume (mL)	Reference Number
HNO3	2.5ml	MALLINCKRODT G17026
H2SO4	5.0ml	↓ E44A05
KMNO4	15.0ml	MET 3946-08
K2S2O4	8.0ml	3903-08
NaCL NH2OH Additional volumes indicated per sample as necessary	6.0ml	3883-08
Stannous Chloride	N/A	↓ 3688-08

Autoclave pressure: 15 PSI

Autoclave Temperature: 120°C

Waterbath temperature: —

Thermometer ID: —

Extract(s) (record line # from above)	Date	Time	Extract(s) Received	Analyst	Location	Date	Time	Extract(s) Relinquished	Analyst	Location
				RJR						
					8/7/08					

TestAmerica P'''sburgh

Mercury Digestion Log v2 8/11/06

Method(s) 1470A

Logbook ID: MT284

Digestion Start Time: 0940 | Digestion End Time: 0955 | Filter Paper Manufacturer / Lot #: — | Balance ID: —

	Sample ID	Date Received	Prep Date	Prepared by	WV Volume	Sample Type	Run Date	Comments
1.	KRRWCE	7-29-08	8-7-08	RJR	100ml	WATER	8-7-08	N/A
2.	KRRWGE	↓	↓	↓	↓	↓	↓	N/A
3.	KRIKNE							↓
4.	KRIK2E							
5.	KRIK9E							
6.	KRILCE							
7.	KRILDE							
8.	KRILEE							
9.	KRILESE							+1ml MET 3935-08
10.	KRILEDE							↓ ↓
11.	KRILGE	↓						↓
12.	KTQH2BT	N/A						
13.	KTQH2CT	↓						MET 3957-08
14.	KTFGCBT	7-31-08						N/A
15.	KTCD2T	↓						↓
16.	KTCD2ST							+5ml MET 3933-08
17.	KTCD2DT	↓						↓ ↓
18.	KTQH5B	N/A						N/A
19.	KTQH5C	↓						MET 3958-08
20.	KTQH5L	↓						↓ 3959-08
21.	KRJ4AF	7-24-08						N/A
22.	KRJ4EF	↓						↓
23.	KRJ3Q							
24.	KRJ3W	↓						
25.	KTQH7B	N/A	↓	↓	↓	↓	↓	↓

Reagents	Volume (mL)	Reference Number
HNO3	2.5ml	MALLINCKRODT G17026
H2SO4	5.0ml	E44P05
KMNO4	15.0ml	MET 3946-08
K2S2O4	8.0ml	↓ 3903-08
NaCL NH2OH Additional volumes indicated per sample as necessary	6.0ml	3883-08
Stannous Chloride	N/A	3688-08

Autoclave pressure: 15 PSI

Autoclave Temperature: 120°C

Waterbath temperature: —

Thermometer ID: —

Extract(s) (record line # from above)	Date	Time	Extract(s) Received	Analyst	Location	Date	Time	Extract(s) Relinquished	Analyst	Location
				BJR						
				8/7/08						

TestAmerica F[illegible]burgh

Mercury Digestion Log v2 8/11/06

Method(s) 7470A

Logbook ID: MT284[illegible]

Digestion Start Time: 0940 | Digestion End Time: 0955 | Filter Paper Manufacturer / Lot#: — | Balance ID: —

	Sample ID	Date Received	Prep Date	Prepared by	Wt/ Volume	Sample Type	Run Date	Comments
1.	KTQH7C	N/A	8-7-08	RJR	100ml	WATER	8/7/08	MET 3960-08
2.	KTNLD	8-05-08	↓	↓	↓	↓	↓	N/A
3.	KTDF3	07-29-08	↓	↓	↓	↓	↓	↓
4.	KTDF3S	↓	↓	↓	↓	↓	↓	+1ml MET 3933-08
5.	KTDF3D	↓	↓	↓	↓	↓	↓	↓ ↓
6.	KTQH9B	N/A	↓	↓	↓	↓	↓	N/A
7.	KTQH9C	↓	↓	↓	↓	↓	↓	MET 3961-08
8.	KTF64	7-29-08	↓	↓	↓	↓	↓	N/A
9.	KTF64S	↓	↓	↓	↓	↓	↓	+1ml MET 3933-08
10.	KTF64D	↓	↓	↓	↓	↓	↓	↓ ↓
11.	KTHH6	7-31-08	↓	↓	↓	↓	↓	N/A
12.	KTHH8	↓	↓	↓	↓	↓	↓	↓
13.	KTHJA	↓	↓	↓	↓	↓	↓	↓
14.	KTHJE	↓	↓	↓	↓	↓	↓	↓
15.	KR60F	7-24-08	↓	↓	↓	↓	↓	↓
16.	KTFOT	7-30-08	↓	↓	↓	↓	↓	↓
17.	KTQJDBF	N/A	↓	↓	↓	↓	↓	↓
18.	KTQJDCF	↓	↓	↓	↓	↓	↓	MET 3962-08
19.	KTM3LF	8-04-08	↓	↓	↓	↓	↓	N/A
20.	KTM3L5F	↓	↓	↓	↓	↓	↓	+1ml MET 3933-08
21.	KTM3LDF	↓	↓	↓	↓	↓	↓	↓ ↓
22.	KTM3MF	↓	↓	↓	↓	↓	↓	N/A
23.	KTM3NF	↓	↓	↓	↓	↓	↓	↓
24.	KTM3PF	↓	↓	↓	↓	↓	↓	↓
25.	KTM3RF	↓	↓	↓	↓	↓	↓	↓

Reagents	Volume (mL)	Reference Number
HNO3	2.5ml	MALLINCKRODT G17026
H2SO4	5.0ml	↓ E44P05
KMNO4	15.0ml	MET 3946-08
K2S2O4	8.0ml	↓ 3903-08
NaCL NH2OH Additional volumes indicated per sample as necessary	6.0ml	3883-08
Stannous Chloride	N/A	3688-08

Autoclave pressure: 15 PSI

Autoclave Temperature: 120°C

Waterbath temperature: —

Thermometer ID: —

Extract(s) (record line # from above)	Date	Time	Extract(s) Received	Analyst	Location	Date	Time	Extract(s) Relinquished	Analyst	Location
				RJR						
					8/7/08					

TestAmerica [illegible]burgh

Mercury Digestion Log v2 8/11/06

Method(s) 7470A

Logbook ID: MT285[illegible]

Digestion Start Time: 05:30	Digestion End Time: 05:45	Filter Paper Manufacturer / Lot#:	Balance ID:

	Sample ID	Date Received	Prep Date	Prepared by	Wt/ Volume	Sample Type	Run Date	Comments
1.	STD0	N/A	8-13-08	WAH	100ml	WATER	8-13-08	N/A
2.	STD1							MET4045-08
3.	STD2							4046-08
4.	STD3							4047-08
5.	STD4							4048-08
6.	STD5							4049-08
7.	ICV							4050-08
8.	ICB							N/A
9.	CRA/RLV							MET4051-08
10.	CCV							4052-08
11.	CCB							N/A
12.	KT2HTBT							
13.	KT2HTCT							MET4053-08
14.	KTXKTBT							N/A
15.	KTCEMT	7-29-08						
16.	KTCEMST							5ml MET4043-08
17.	KTCEMDT							
18.	KTCFAT							N/A
19.	KTCFGT							
20.	KTRJRT	8-7-08						
21.	KTRJOT							
22.	KTRLJT							
23.	KTRLTT							
24.	KTRLIT							
25.	KTRLYT							

RJC 8-13-08

Reagents	Volume (mL)	Reference Number	
HNO3	2.5ml	MALLINCKROOT	G17026
H2SO4	5.0ml	↓	E44P05
KMNO4	15.0ml	MET3972-08	
K2S2O4	8.0ml	4024-08	
NaCL NH2OH Additional volumes indicated per sample as necessary	6.0ml	4025-08	
Stannous Chloride	N/A	3966-08	

Autoclave pressure: 15PSI

Autoclave Temperature: 120°C

Waterbath temperature: ———

Thermometer ID: ———

Extract(s) (record line # from above)	Date	Time	Extract(s) Received	Analyst	Location	Date	Time	Extract(s) Relinquished	Analyst	Location
1			WAH 8-13-08							

(F0201 01/08) (F0154)

TestAmerica [illegible]burgh

Mercury Digestion Log v2 8/11/06

Method(s) 7-1 TOA

Logbook ID: MT285

Digestion Start Time: 0845	Digestion End Time: 0900	Filter Paper Manufacturer / Lot#:	Balance ID: —

	Sample ID	Date Received	Prep Date	Prepared by	Wt/ Volume	Sample Type	Run Date	Comments
1.	KT2K1B	N/A	8-13-08	RJR	100ml	WATER	8-13-08	N/A
2.	KT2K1C	↓						MET 4058-08
3.	KTNKD	8-5-08						N/A
4.	KTNKDS							+ 1ml MET 4043-08
5.	KTNKDD							↓ ↓
6.	KTNKK							N/A
7.	KTNKM							
8.	KTNKQ	↓						
9.	KTPKB	8-4-08						
10.	KTPLM							
11.	KTPLP							
12.	KTPLR							
13.	KTPLV							
14.	KTPLI	↓						
15.	KTX7J	8-8-08						
16.	KTX7N							
17.	KTX7P							
18.	KTX7R							
19.	KTX7V							
20.	KTX7W							
21.	KTX7X	↓						
22.	KT2K3BF	N/A						
23.	KT2K3CF	↓						↓
24.	KTF0GF	7-30-08						MET 4059-08
25.	KTF0HF	↓	↓	↓	↓	↓	↓	N/A

Reagents	Volume (mL)	Reference Number	
HNO3	2.5ml	MALLINCKRODT	G17026
H2SO4	5.0 ml	↓	E44P05
KMNO4	15.0 ml	MET 4042-08	
K2S2O4	8.0 ml	4024-08	
NaCL NH2OH Additional volumes indicated per sample as necessary	6.0 ml	4025-08	
Stannous Chloride	N/A	↓ 3966-08	

Autoclave pressure:	15 PSI
Autoclave Temperature:	120°C
Waterbath temperature:	—
Thermometer ID:	—

Extract(s) (record line # from above)	Date	Time	Extract(s) Received	Analyst	Location	Date	Time	Extract(s) Relinquished	Analyst	Location
				RJR 8/13/08						

printed on: 06-Aug-08 9:42:37 AM

*-Sample required filtration step after digestion

TestAmerica [illegible] burgh

Mercury Digestion Log v2 8/11/06

Method(s) 7 7 TOIT

Logbook ID: MT2[illegible]

Digestion Start Time: 0815	Digestion End Time: 0900	Filter Paper Manufacturer / Lot#:	Balance ID: —

	Sample ID	Date Received	Prep Date	Prepared by	Wt/ Volume	Sample Type	Run Date	Comments
1.	KTFOHSF	7-30-08	8-13-08	RJR	100ml	WATER	8-13-08	+1ml MET 4043-08
2.	KTFOHDF							
3.	KTFOJF							N/A
4.	KTFOKF							
5.	KTFOLF							
6.	KTFOMF							
7.	KTFONF							
8.	KTFOPF							
9.	KTFOQF							
10.	KTFORF							
11.	KT2K5BF	N/A						
12.	KT2K5CF							MET 4060-08
13.	KTF64F	7-29-08						N/A
14.	KTHH6F	7-31-08						
15.	KTHH8F							
16.	KTHJAF							
17.	KTHJEF							
18.	KTP37F	8-4-08						
19.	KTP4AF	8-5-08						
20.	KTP4EF							
21.	KTP4FF							
22.	KTP4GF							
23.	KTP4HF							
24.	KTP4HSF							+1ml MET 4043-08
25.	KTP4HDF							

Reagents	Volume (mL)	Reference Number	
HNO3	2.5ml	MALLINCKRODT	G17026
H2SO4	5.0ml		E44P05
KMNO4	15.0ml		MET 4042-08
K2S2O4	8.0ml		4024-08
NaCL NH2OH Additional volumes indicated per sample as necessary	6.0ml		4025-08
Stannous Chloride	N/A		3966-08

Autoclave pressure: 15 PSI

Autoclave Temperature: 120°C

Waterbath temperature: —

Thermometer ID: —

Extract(s) (record line # from above)	Date	Time	Extract(s) Received	Analyst	Location	Date	Time	Extract(s) Relinquished	Analyst	Location
					RJR 8/13/08					

printed on: 06-Aug-08 9:42:37 AM

*-Sample required filtration step after digestion.

(3001-3154)

TestAmerica P[illegible]burgh

Mercury Digestion Log v2 8/11/06

Method(s) 7470A Logbook ID: M1285

Digestion Start Time: 0845	Digestion End Time: 0900	Filter Paper Manufacturer / [illegible]	Balance ID: —

	Sample ID	Date Received	Prep Date	Prepared by	Wt/ Volume	Sample Type	Run Date	Comments
1.	KTP4J F	8-5-08	8-13-08	RJR	100 ml	WATER	8-13-08	N/A
2.	KTP4L F	↓	↓	↓	↓	↓	↓	↓
3.	KTP46 F							
4.	KTP48 F							
5.	KTP49 F							
6.	KTP5E F							
7.	KTQMC F	8-6-08						
8.	KTQMF F	↓	↓	↓	↓	↓	↓	↓
9.								
10.								
11.								
12.								
13.								
14.								
15.					RJR 8/13/08			
16.								
17.								
18.								
19.								
20.								
21.								
22.								
23.								
24.								
25.								

Reagents	Volume (mL)	Reference Number	
HNO3	2.5 ml	MALLINCKRODT	G17026
H2SO4	5.0 ml	↓	E44P05
KMNO4	15.0 ml	MET	4042-08
K2S2O4	8.0 ml		4024-08
NaCL NH2OH Additional volumes indicated per sample as necessary	6.0 ml		4025-08
Stannous Chloride	N/A	↓	3966-08

Autoclave pressure:	15 PSI
Autoclave Temperature:	120°C
Waterbath temperature:	—
Thermometer ID:	—

Extract(s) (record line # from above)	Date	Time	Extract(s) Received	Analyst	Location	Date	Time	Extract(s) Relinquished	Analyst	Location
					RJR 8/13/08					

(5001-5154)

printed on: 06-Aug-08 9:42:37 AM

*-Sample required filtration step after digestion

Sample FMC-111-SW-27
Arsenic rep. result 2.9 ug/L

KTHH6 08/22/2008 02:34:16 PM
User Pre-dilution: 1.000

Run	Time	6Li	9Be	10B	11B	13C	23Na	25Mg	26Mg
		ppb	ppb	ppb	ppb	ppb	ppb	ppb	ppb
1	14:34:57	81.897%	0.078	215.700	218.100	0.000	393500.000	53310.000	58360.000
2	14:35:39	82.602%	0.032	210.500	212.600	0.000	389700.000	53280.000	60170.000
3	14:36:20	83.269%	0.023	213.000	216.300	0.000	381900.000	53360.000	59800.000
x		82.590%	0.044	213.100	215.700	0.000	388400.000	53320.000	59440.000
σ		0.686%	0.029	2.577	2.783	0.000	5938.000	40.540	957.200
%RSD		0.831	66.760	1.209	1.290	0.000	1.529	0.076	1.610

Run	Time	27Al	28Si	37Cl	39K	43Ca	44Ca	45Sc	47Ti
		ppb	ppb	ppb	ppb	ppb	ppb	ppb	ppb
1	14:34:57	451.000	3331.000	0.000	18580.000	29300.000	29190.000	74.865%	10.600
2	14:35:39	468.600	3411.000	0.000	18690.000	29440.000	29100.000	73.489%	11.060
3	14:36:20	463.900	3453.000	0.000	19010.000	29860.000	29260.000	73.432%	11.210
x		461.100	3398.000	0.000	18760.000	29530.000	29180.000	73.929%	10.960
σ		9.099	61.700	0.000	224.100	291.100	79.000	0.811%	0.320
%RSD		1.973	1.816	0.000	1.194	0.986	0.271	1.097	2.923

Run	Time	51V	52Cr	55Mn	56Fe	57Fe	59Co	60Ni	63Cu
		ppb	ppb	ppb	ppb	ppb	ppb	ppb	ppb
1	14:34:57	4.206	12.550	90.760	1198.000	1539.000	1.153	3.390	8.099
2	14:35:39	3.102	12.140	92.470	1222.000	1538.000	1.170	3.580	8.062
3	14:36:20	4.502	12.070	93.210	1227.000	1554.000	1.235	3.290	8.435
x		3.937	12.250	92.150	1216.000	1544.000	1.186	3.420	8.199
σ		0.738	0.261	1.255	15.880	8.839	0.043	0.147	0.206
%RSD		18.750	2.127	1.362	1.306	0.573	3.655	4.314	2.508

Run	Time	65Cu	66Zn	68Zn	75As	78Se	82Se	88Sr	89Y
		ppb	ppb	ppb	ppb	ppb	ppb	ppb	ppb
1	14:34:57	7.125	26.960	25.930	2.874	1.054	5.926	373.700	86.252%
2	14:35:39	7.164	25.730	25.840	3.574	1.171	6.941	375.800	88.427%
3	14:36:20	7.111	26.640	25.750	2.355	1.215	5.722	371.300	90.042%
x		7.133	26.450	25.840	2.934	1.147	6.196	373.600	88.241%
σ		0.028	0.642	0.090	0.612	0.083	0.653	2.277	1.902%
%RSD		0.388	2.428	0.348	20.850	7.249	10.540	0.609	2.155

Run	Time	95Mo	98Mo	103Rh	107Ag	109Ag	111Cd	114Cd	115In
		ppb	ppb	ppb	ppb	ppb	ppb	ppb	ppb
1	14:34:57	2.601	2.800	85.124%	0.008	0.023	0.291	0.256	84.969%
2	14:35:39	2.720	2.691	87.317%	0.002	0.006	0.298	0.269	87.606%
3	14:36:20	2.804	2.910	88.014%	0.012	0.002	0.121	0.258	87.263%
x		2.709	2.800	86.818%	0.007	0.010	0.236	0.261	86.613%
σ		0.102	0.110	1.508%	0.005	0.011	0.101	0.007	1.434%
%RSD		3.763	3.916	1.737	70.110	107.600	42.490	2.661	1.655

Run	Time	118Sn	121Sb	123Sb	135Ba	137Ba	159Tb	165Ho	203Tl
		ppb	ppb	ppb	ppb	ppb	ppb	ppb	ppb
1	14:34:57	1.153	0.750	0.789	31.000	31.400	93.394%	95.928%	0.051
2	14:35:39	1.108	0.726	0.886	30.520	31.020	97.164%	98.976%	0.051
3	14:36:20	0.949	0.790	0.692	31.940	31.770	97.290%	99.860%	0.032
x		1.070	0.755	0.789	31.150	31.400	95.950%	98.255%	0.044
σ		0.107	0.032	0.097	0.725	0.373	2.214%	2.063%	0.011
%RSD		10.040	4.282	12.290	2.328	1.188	2.308	2.100	25.160

Run	Time	205Tl	206Pb	207Pb	208Pb	209Bi
		ppb	ppb	ppb	ppb	ppb
1	14:34:57	0.062	4.078	4.273	4.237	84.686%
2	14:35:39	0.042	3.966	3.919	4.060	90.432%
3	14:36:20	0.054	4.431	4.225	4.257	88.021%
x		0.053	4.158	4.139	4.185	87.713%
σ		0.010	0.243	0.192	0.108	2.886%
%RSD		19.560	5.843	4.639	2.589	3.290

Frog Mortar Creek

Percent Solids

Lab Name:	TESTAMERICA PITTSBURGH	**Method:**	SM20 2540G
Client Name:	Tetra Tech NUS, Inc	**Report ID:**	C8H010190
Matrix:	SOLID	**Date/Time Received:**	8/1/2008 9:40:00AM

Client Sample ID	Sample Number	Workorder	Result	Units	Reporting Limit	Prep Date-Analysis Date/Time	QC Batch	RPD / Limit (%)
FMC-III-SED-12B DUP	001 DUP	KTHG21AH	33.1	%	1.0	8/6/2008 - 8/7/2008 08:01	8219335	1.6 / 20
FMC-III-SED-35A DUP	021 DUP	KTHH31AF	31.2	%	1.0	8/7/2008 - 8/8/2008 08:01	8220079	1.1 / 20

APPENDIX I – PHASE III DATA VALIDATION REPORTS

(on CD only)